


Toronto Blue Jays - 2003

Batter	1	2	3	4	5	6	7	8	9	AB	R	H	RBI	BB	SO	LOB	TOP								
Alfonso Soriano, R OBP: 0.400, SLG: 1.200	G6-3		F9					F7		5	1	2	4	0	0	1									
2 Derek Jeter, R OBP: 1.000, SLG: 2.000 Enrique Wilson, S (3, 6)	25 G6-3 55 1B 2B		25 G1-3-2 BB			G6-3	G4-3		L8	1	1	1	0	1	0	0									
25 Jason Giambi, L (1, 3)	G6-3		G1-3-2			G1-3		F8	G1-3	5	0	0	0	0	0	3									
Bernie Williams, S (1, 8)	55 1B BB			G4-3					F8	2	1	0	0	3	0	0									
55 Hideki Matsui, L OBP: 0.250, SLG: 0.250				G3-1					F8	4	0	1	1	0	0	2									
20 Jorge Posada, S OBP: 0.500, SLG: 0.500	F9			HR				G3		4	2	2	1	0	0	3									
Robin Ventura, L OBP: 0.500, SLG: 1.333		K		HR				G4-3		3	2	1	2	1	1	0									
Raul Mondesi, R (1, 9)				K				F6		2	0	0	0	1	1	3									
Nick Johnson, L (1, 10)	G3-6-1							F8		4	1	0	0	0	0	5									
Inning Stats	R: 1 E: 0 K: 0 S: 9	H: 2 LOB: 2 BB: 1 P: 15	R: 0 E: 0 K: 1 S: 5	H: 0 LOB: 0 BB: 0 P: 7	R: 0 E: 0 K: 0 S: 7	H: 0 LOB: 0 BB: 1 P: 14	R: 2 E: 0 K: 1 S: 13	H: 2 LOB: 0 BB: 0 P: 19	R: 0 E: 0 K: 0 S: 11	H: 1 LOB: 1 BB: 0 P: 18	R: 5 E: 1 K: 0 S: 18	H: 2 LOB: 0 BB: 2 P: 32	R: 0 E: 0 K: 0 S: 5	H: 0 LOB: 1 BB: 1 P: 9	R: 0 E: 0 K: 0 S: 12	H: 0 LOB: 1 BB: 1 P: 20	R: 0 E: 0 K: 0 S: 8	H: 0 LOB: 0 BB: 0 P: 12	1B: 3 2B: 3 3B: 0 HR: 2	SF: 0 SAC: 0 DP: 2 HBP: 1	WP: 0 PB: 0 SB: 0 CS: 0	PA: 40			
PITCHER	IP	WLS	BF	H	R	ER	SO	BB	IBB	HBP	BLK	WP	HR	S	P	ERA	WHIP								
32 Roy Halladay, R ERA: 4.76	5.2	L	28	7	8	3	2	4	0	0	0	0	2	62	103	4.76	1.941								
Pete Walker, R ERA	1.1		5	0	0	0	0	1	0	0	0	0	0	6	11	0.00	0.750								
Doug Linton, R ERA	2.0		7	0	0	0	0	1	0	0	0	0	0	20	32	0.00	0.500								

New York Yankees @ Toronto Blue Jays
SkyDome, Toronto, ON
Mon Mar 31 2003, 7:05 PM EST
Att: 50,119 - Dome - 72 F


AB 33
R 8
H 7
RBI 8
BB 6
SO 2
LOB 18

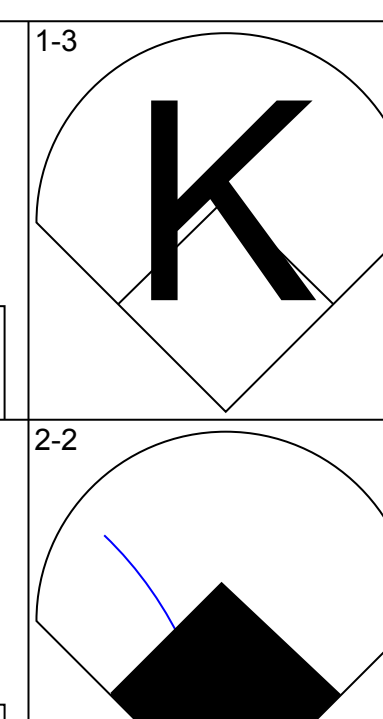
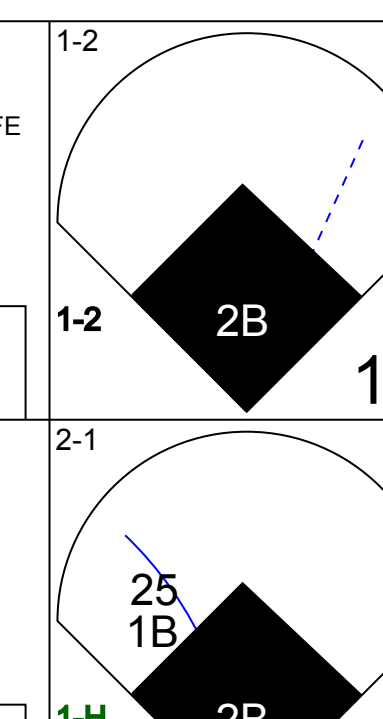
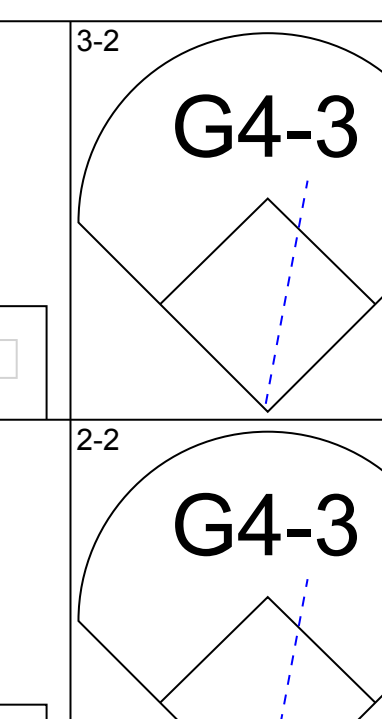

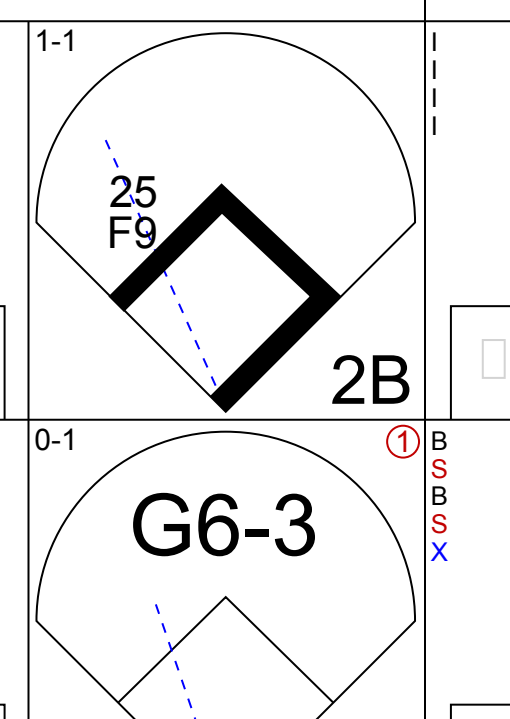

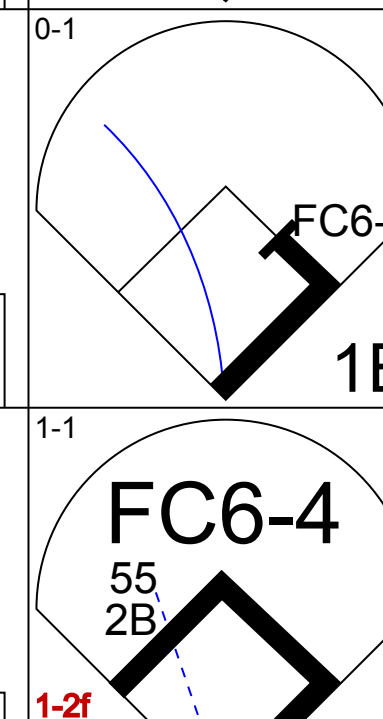
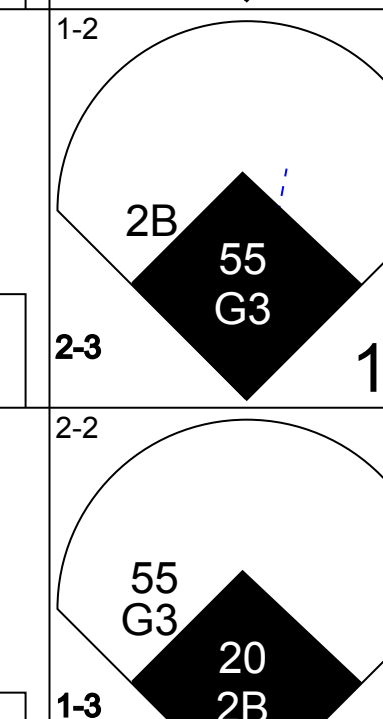
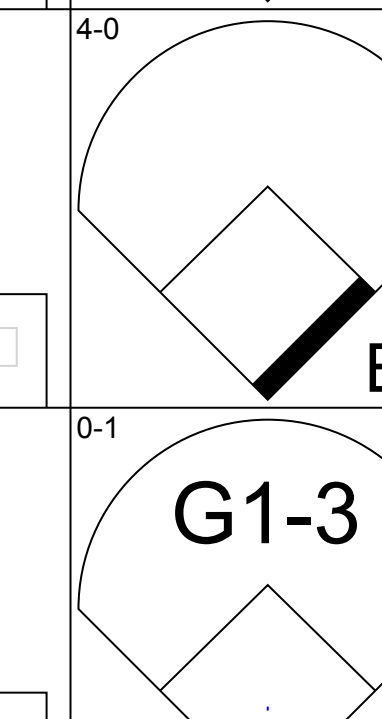

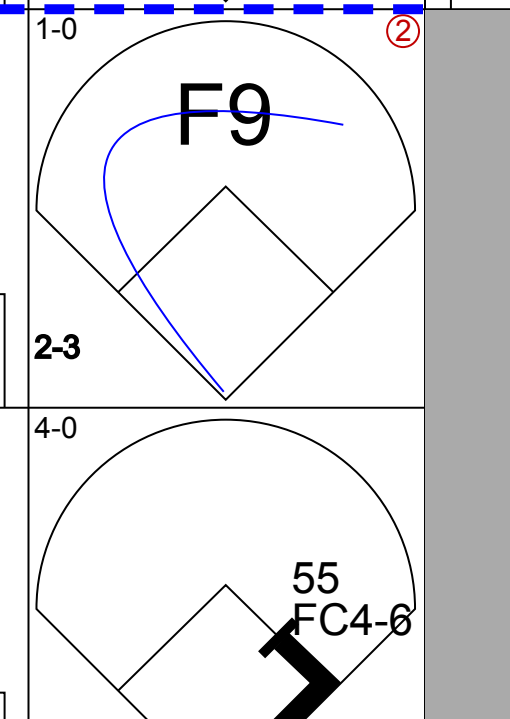

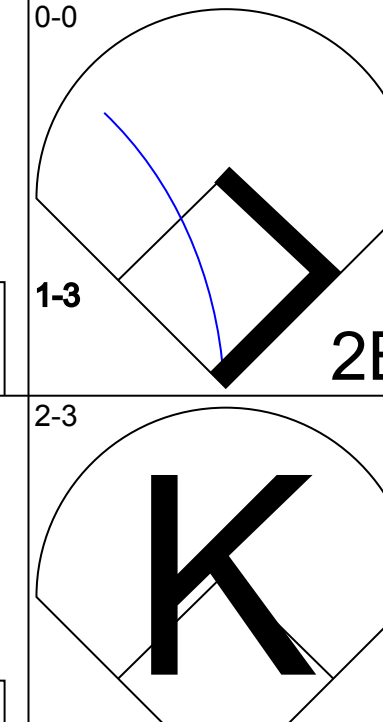
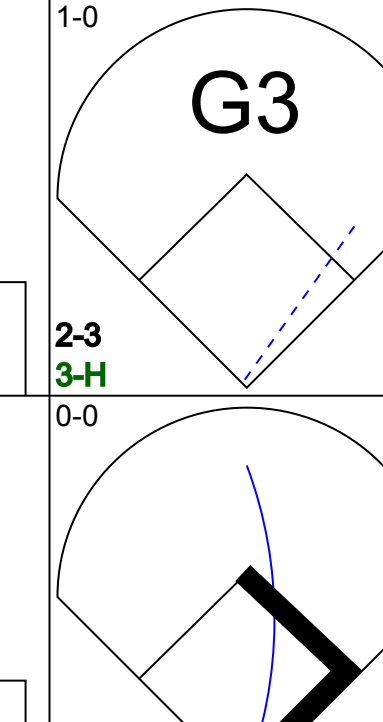
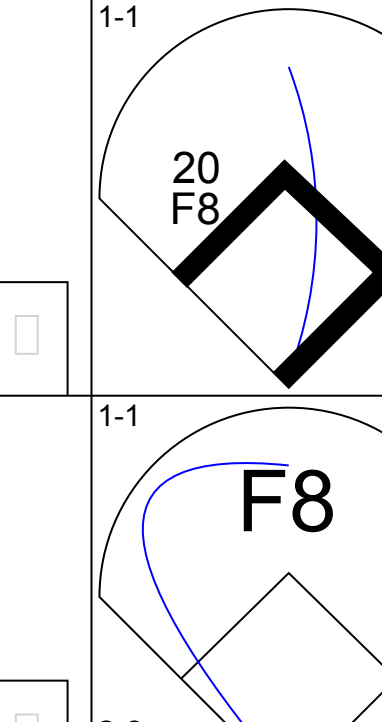
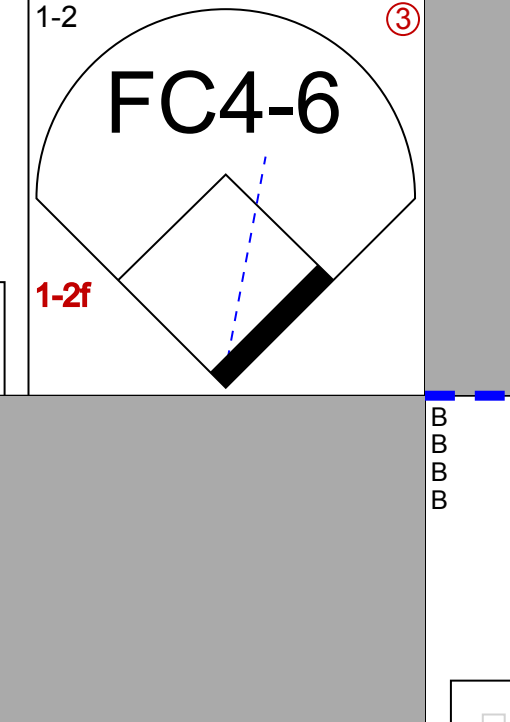
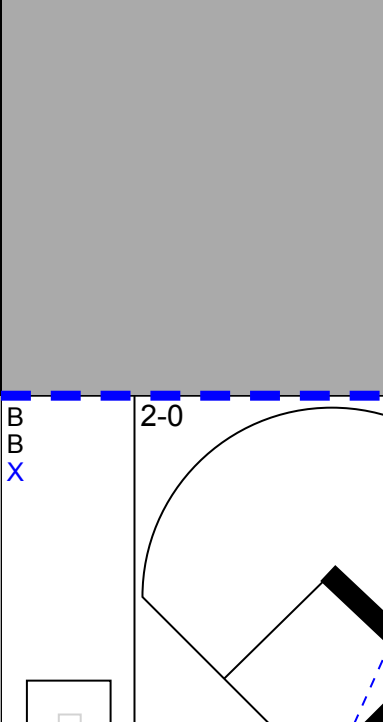

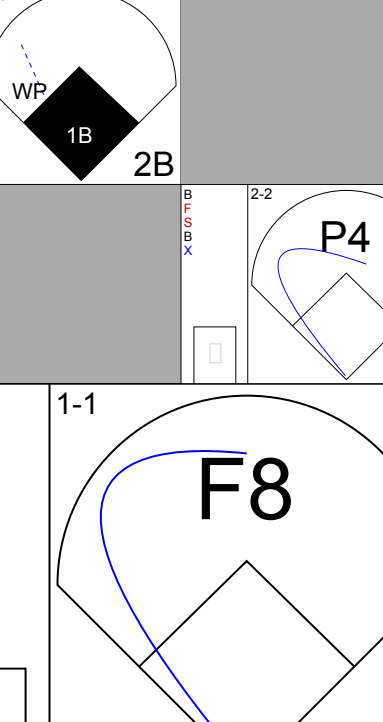
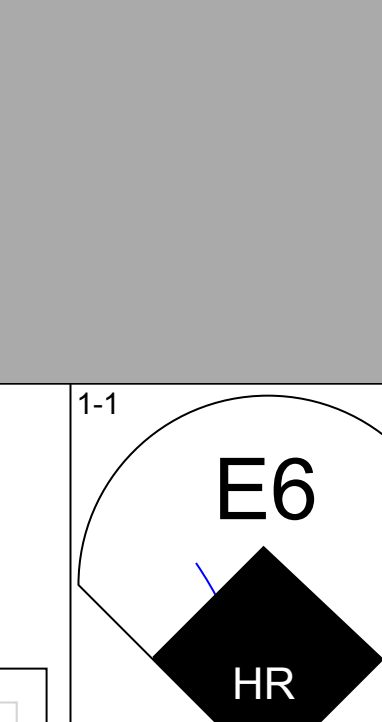
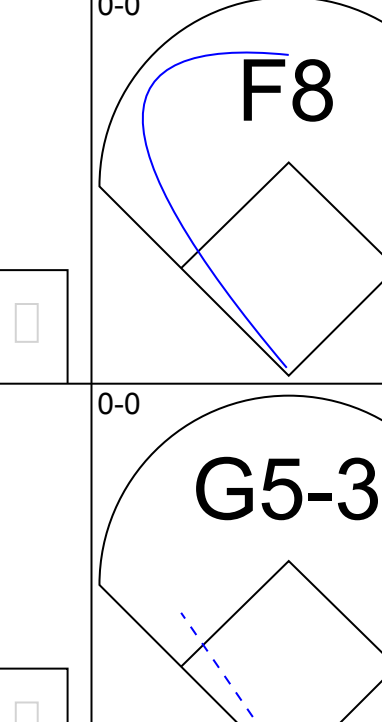
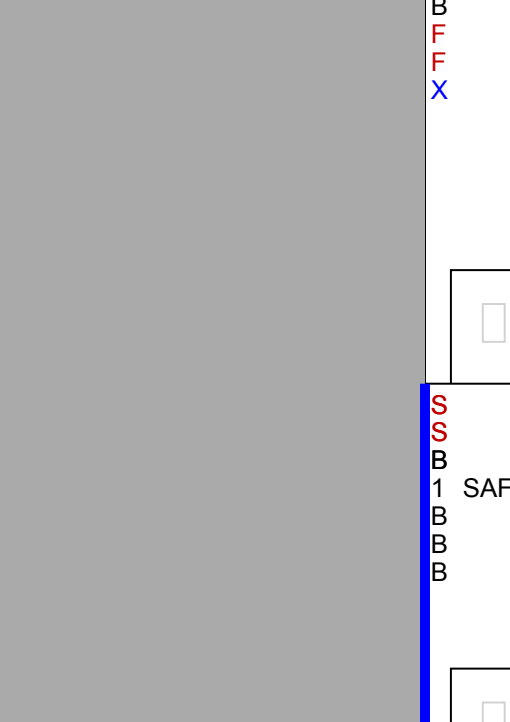
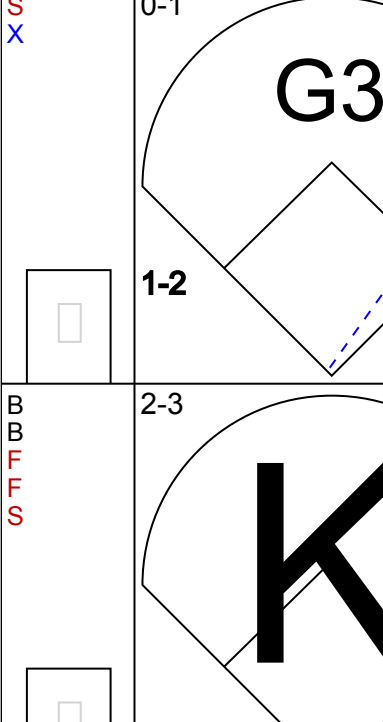

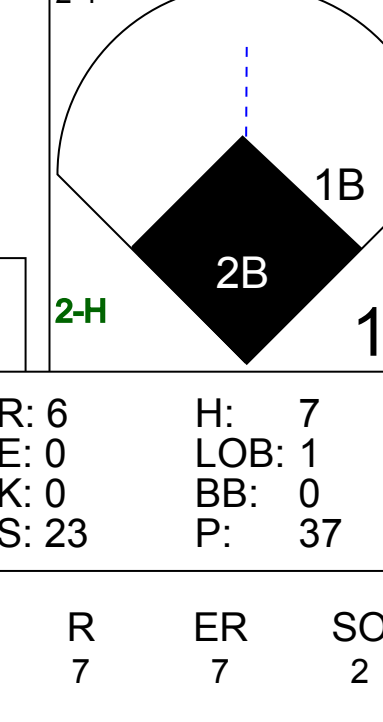
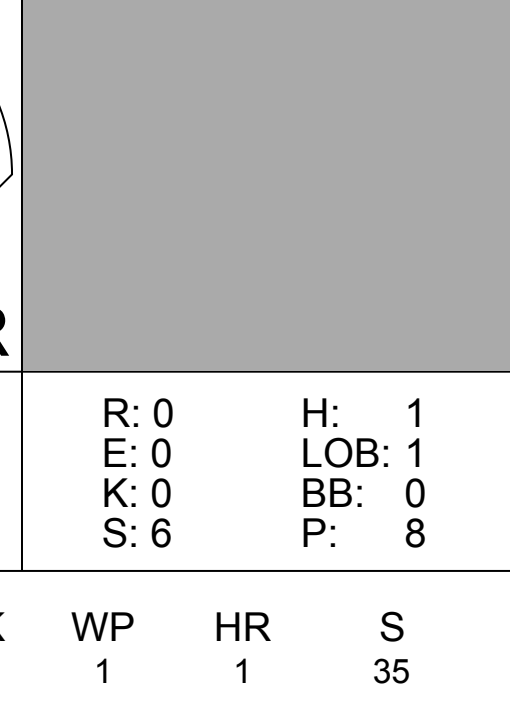
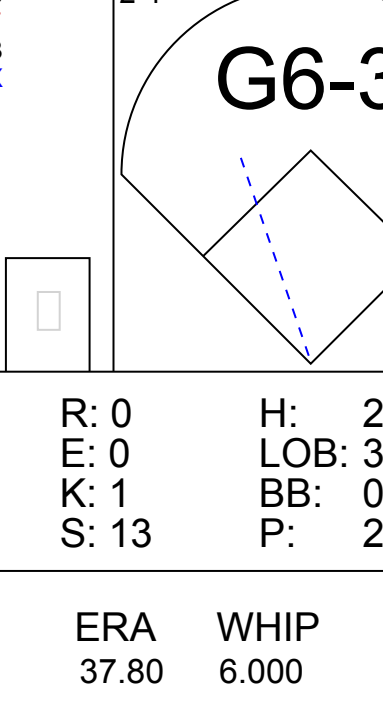
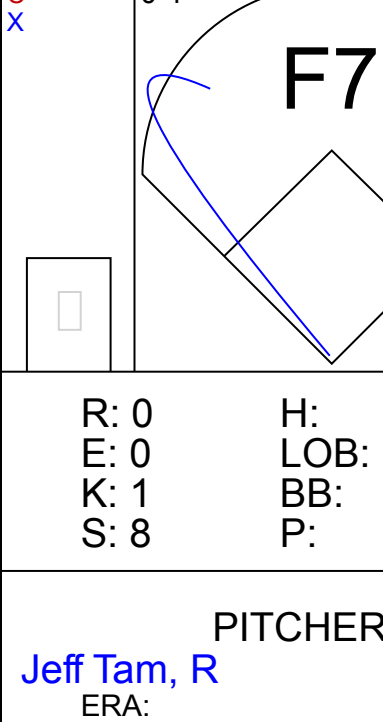
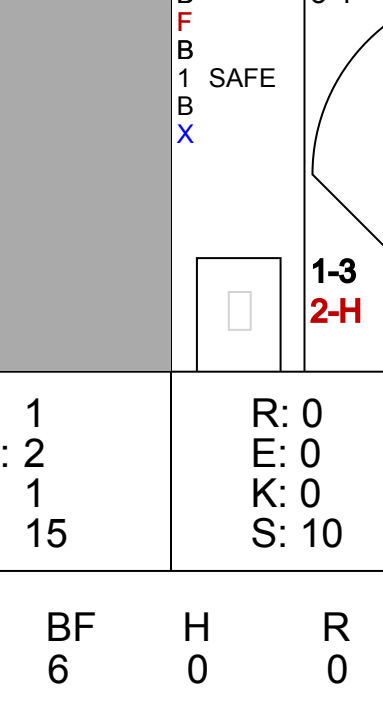
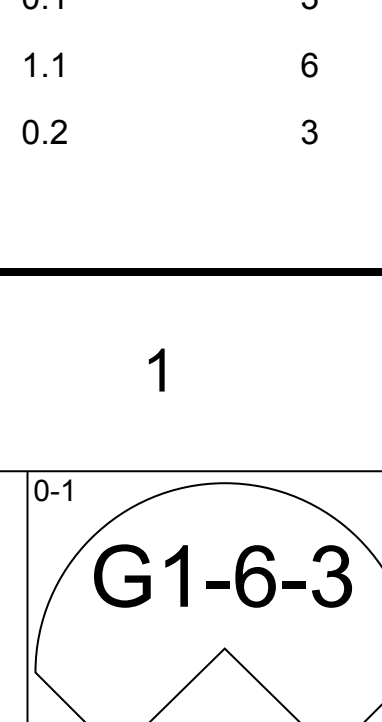
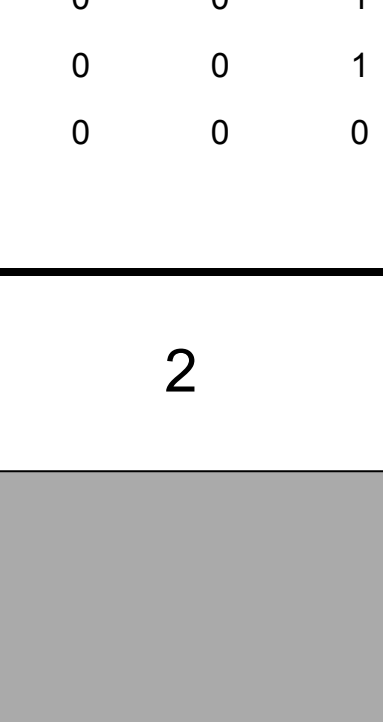
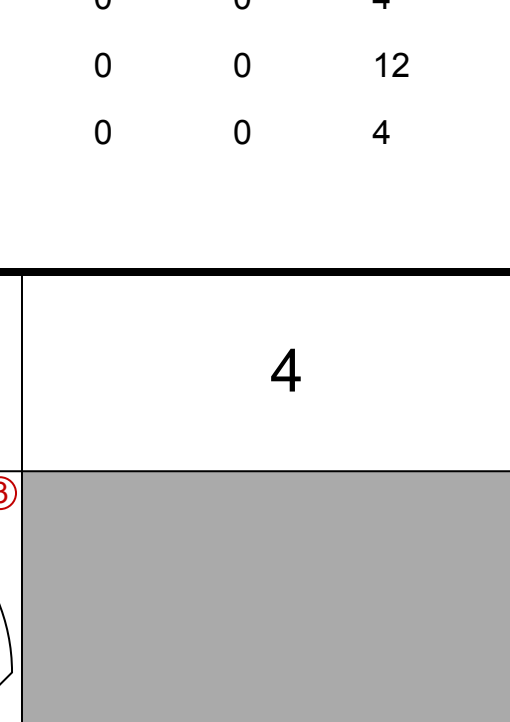
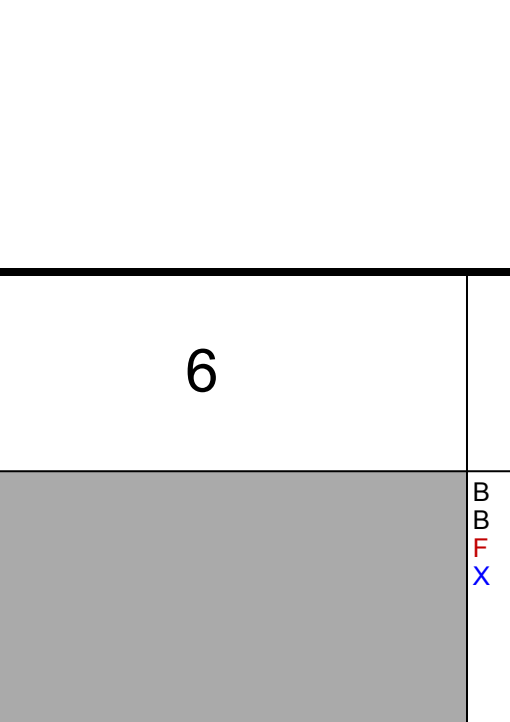
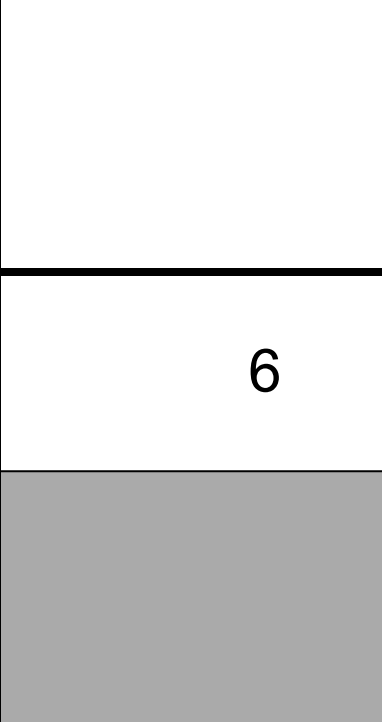
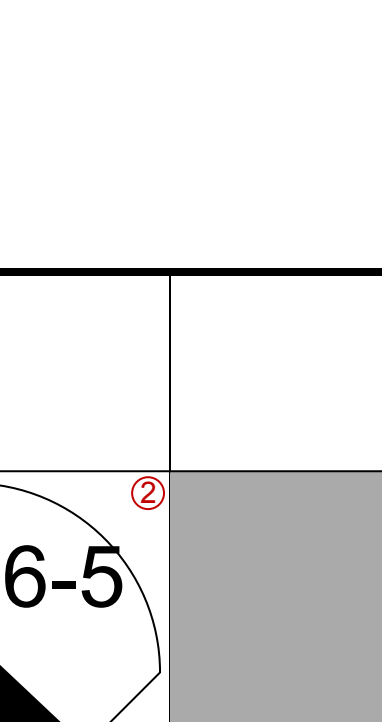

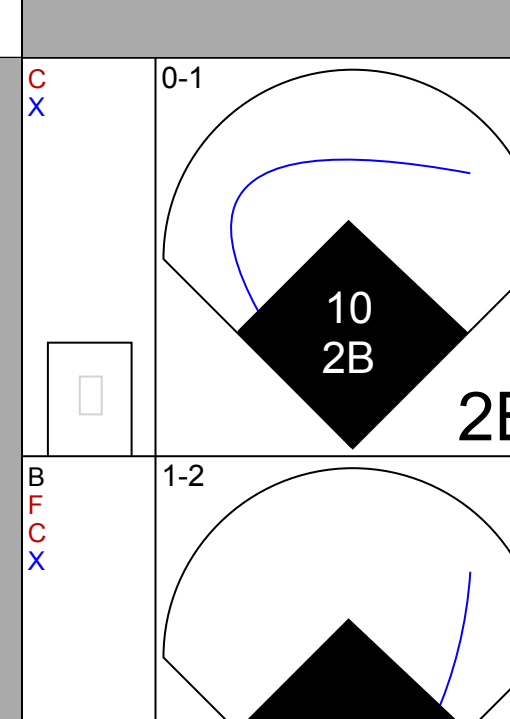
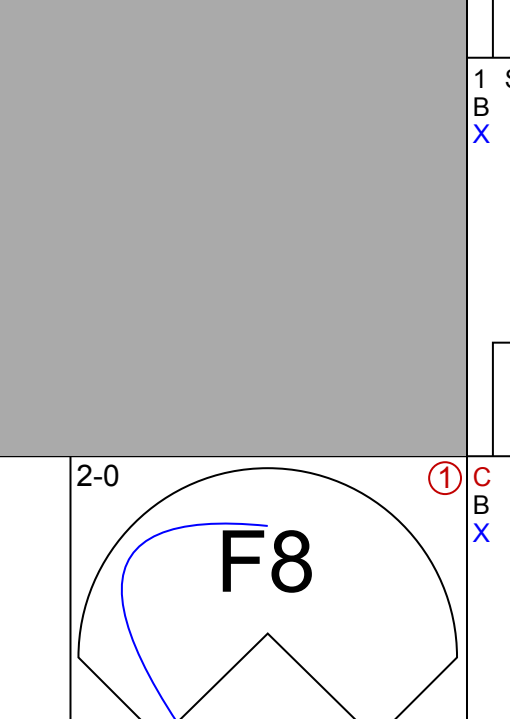
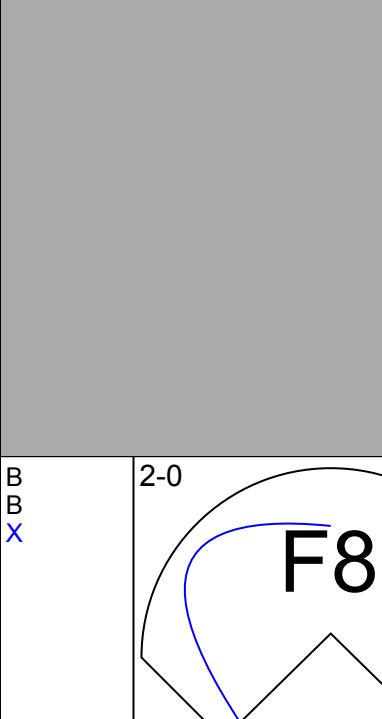
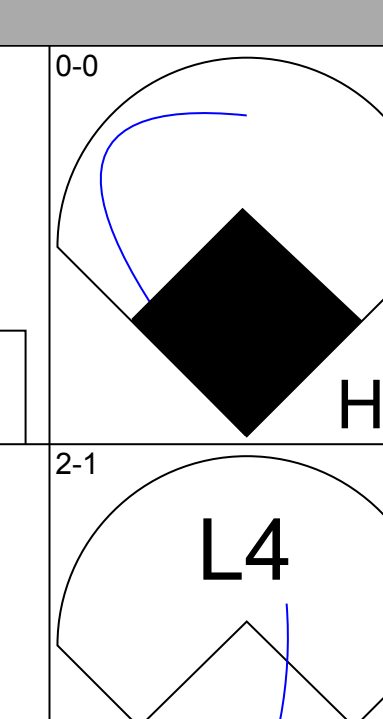
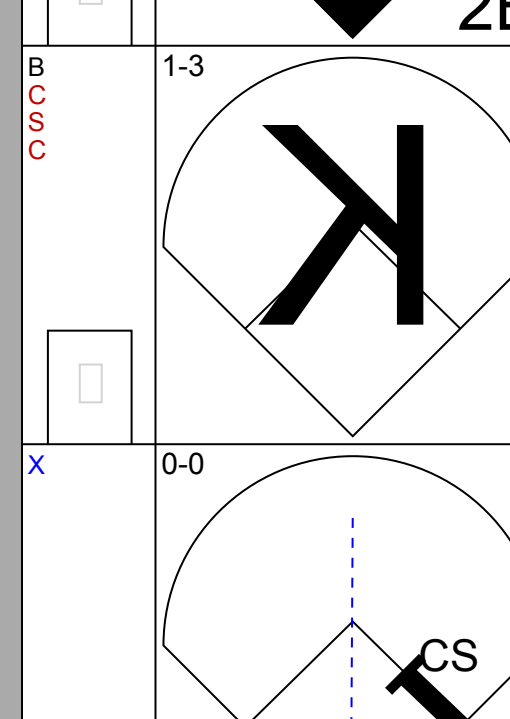
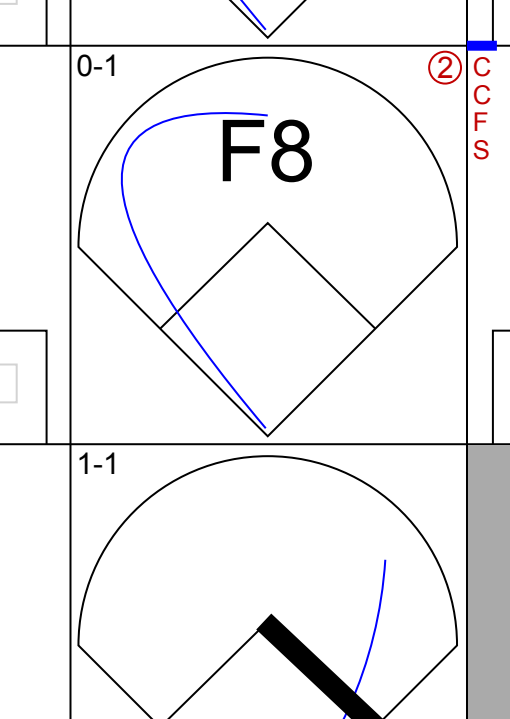
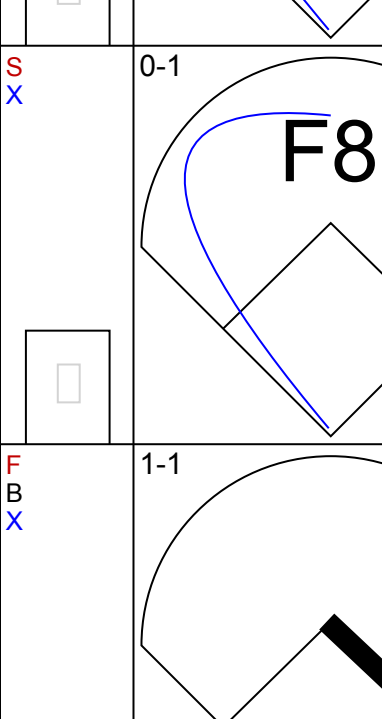
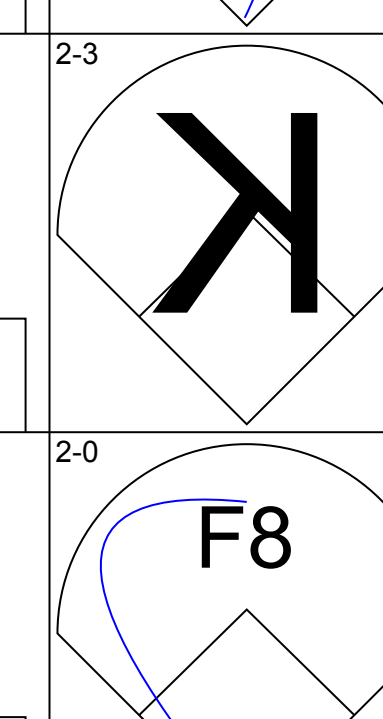

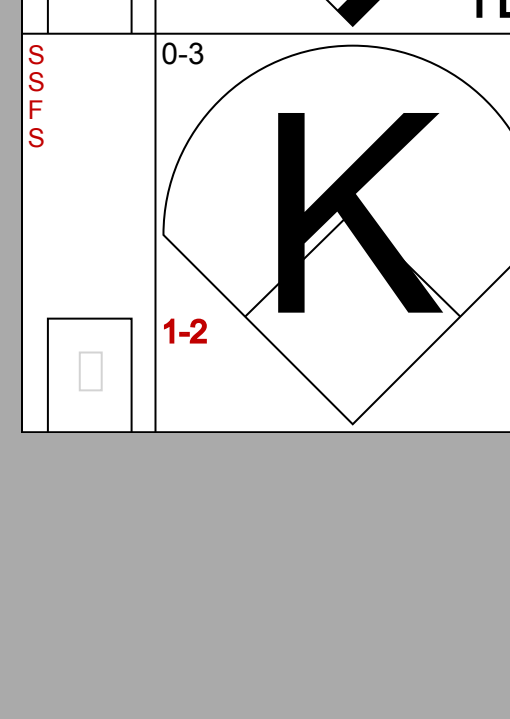
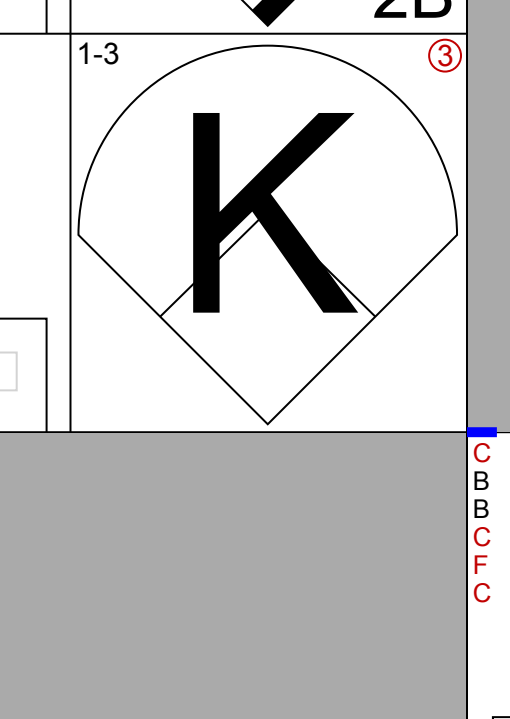
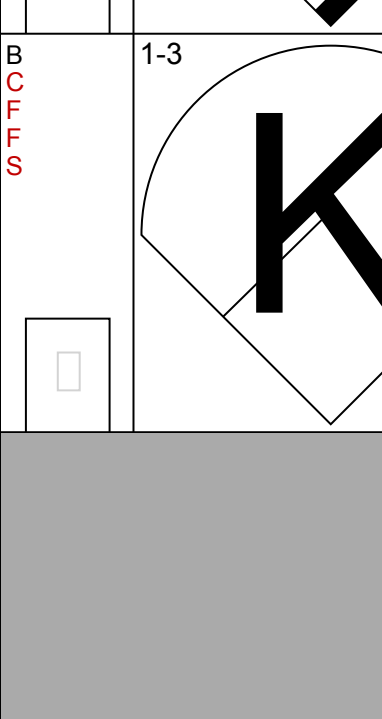
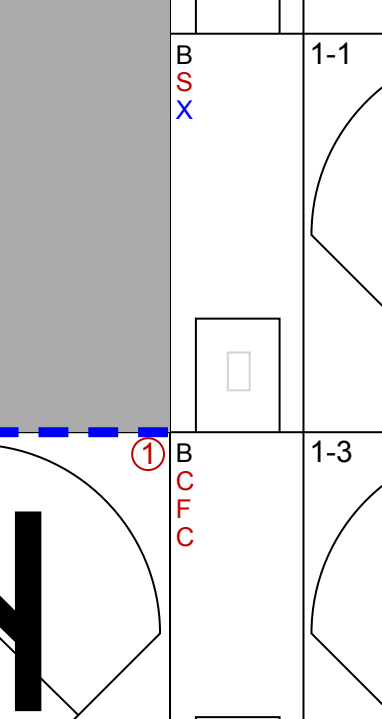

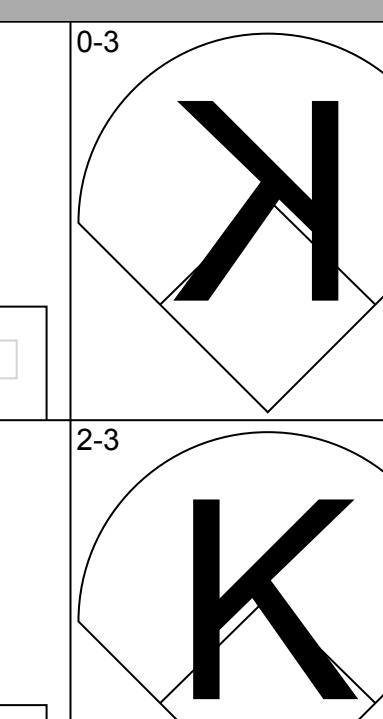

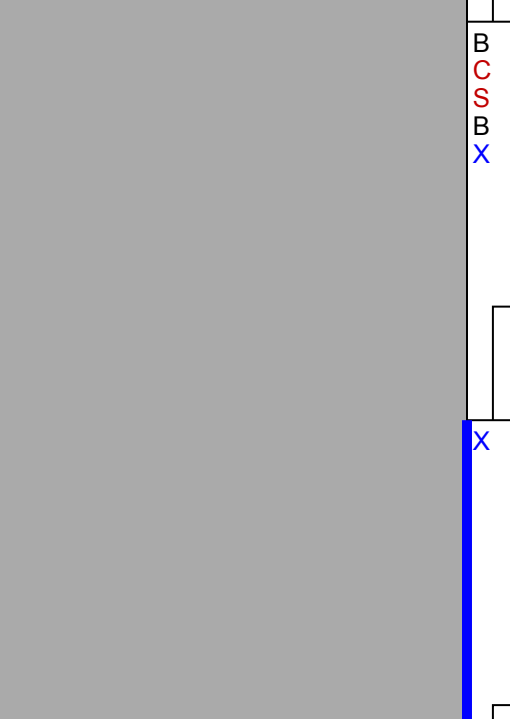



Batter	1	2	3	4	5	6	7	8	9	AB	R	H	RBI	BB	SO	LOB	BOTTOM								
Shannon Stewart, R OBP: 0.400, SLG: 0.400	P3		F8						G3-1	5	1	2	1	0	0	0									
Frank Catalanotto, L OBP: 0.200, SLG: 0.200	HBP BB 1B		K					G4-3	L7	5	0	1	0	0	1	3									
10 Vernon Wells, R OBP: 0.200, SLG: 0.500	K		G6-3					WP 2B	K	4	0	1	1	0	2	2									
Carlos Delgado, L OBP: 0.600, SLG: 0.333	HBP BB							F8	K	3	1	1	0	2	1	2									
Josh Phelps, R (1, 10)	F9							L9		2	0	0	0	1	0	2									
Eric Hinske, L OBP: 0.500, SLG: 1.000	K							2B	2B	4	0	2	2	0	2	4									
Orlando Hudson, S (1, 4)		G6-3		G4-3				K	P6	4	0	0	0	0	1	4									
Chris Woodward, R (1, 6)		P2						K		3	0	0	0	0	1	1									
Tom Wilson, R OBP: 1.000, SLG: 1.000								K	1B 1B	1	1	1	0	0	0	0									
Ken Huckaby, R (1, 2)								K		3	0	0	0	0	2	1									
Greg Myers, L OBP: 1.000, SLG: 1.000								K	G3-1 10 SF7 1B	1	1	1	0	0	0	0									
Inning Stats	R: 0 E: 0 K: 2 S: 15	H: 1 LOB: 3 BB: 1 P: 28	R: 0 E: 0 K: 1 S: 6	H: 0 LOB: 0 BB: 0 P: 7	R: 0 E: 0 K: 1 S: 6	H: 0 LOB: 0 BB: 0 P: 10	R: 0 E: 0 K: 1 S: 10	H: 1 LOB: 1 BB: 0 P: 15	R: 0 E: 0 K: 0 S: 9	H: 0 LOB: 0 BB: 0 P: 11	R: 0 E: 0 K: 3 S: 11	H: 1 LOB: 1 BB: 0 P: 20	R: 0 E: 0 K: 3 S: 11	H: 1 LOB: 1 BB: 0 P: 17	R: 2 E: 0 K: 1 S: 17	H: 2 LOB: 2 BB: 2 P: 32	R: 2 E: 0 K: 1 S: 13	H: 3 LOB: 1 BB: 0 P: 19	1B: 6 2B: 3 3B: 0 HR: 0	SF: 1 SAC: 0 DP: 0 HBP: 1	WP: 1 PB: 0 SB: 0 CS: 0	PA: 40			
PITCHER	IP	WLS	BF	H	R	ER	SO	BB	IBB	HBP	BLK	WP	HR	S	P	ERA	WHIP								
Roger Clemens, R ERA	6.0	W	23	3	0	0	5	1	0	0	0	0	0	57	91	0.00	0.667								
Jose Contreras, R ERA: 10.8	1.2		9	2	2	2	4	2	0	0	0	0	0	21	40	10.80	2.400								
Chris Hammond, L ERA	0.1		2	1	0	0	0	0	0	0	0	0	0	7	9	0.00	3.000								
Jason Anderson, R ERA	0.0		2	2	2	2	0	0	0	0	0	0	0	6	8	∞	∞								
Juan Acevedo, R ERA	1.0		4	1	0	0	1	0	0	0	0	0	0	7	11	0.00	1.000								

New York Yankees @ Toronto Blue Jays
SkyDome, Toronto, ON
Mon Mar 31 2003, 7:05 PM EST
Att: 50,119 - Dome - 72 F

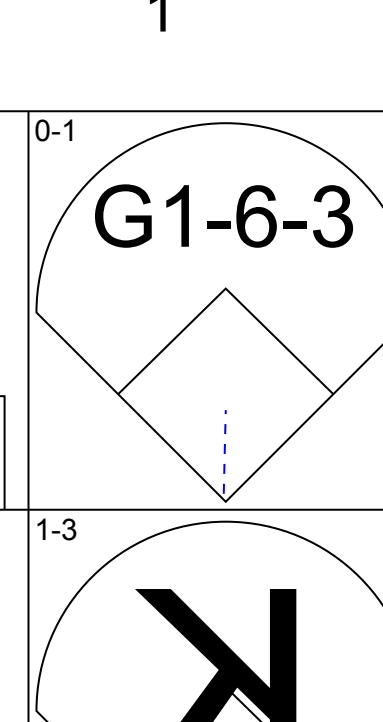
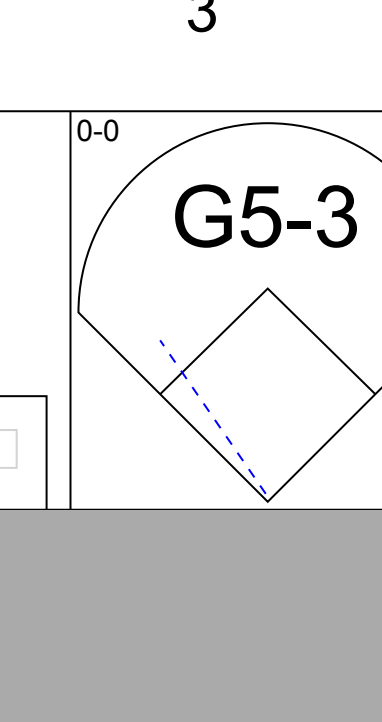
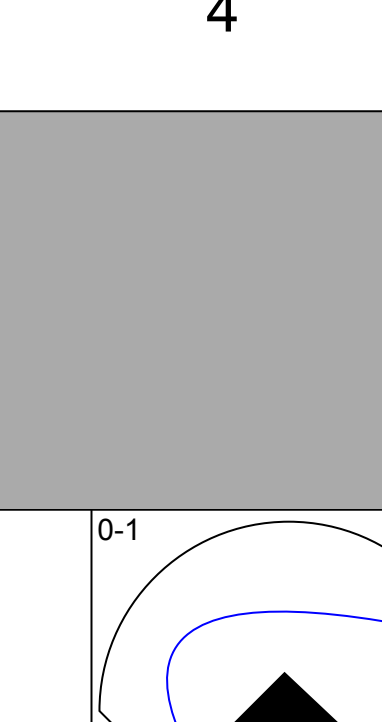
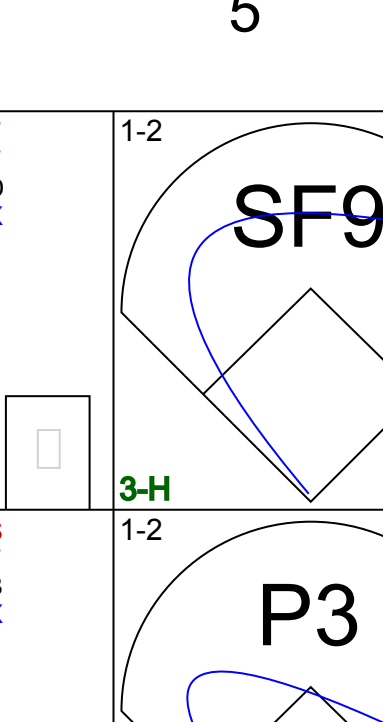

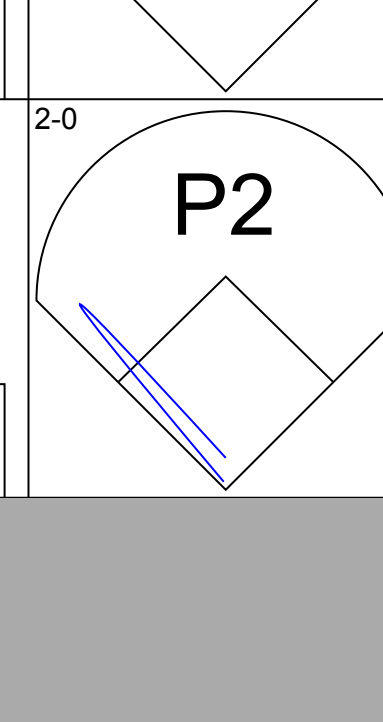
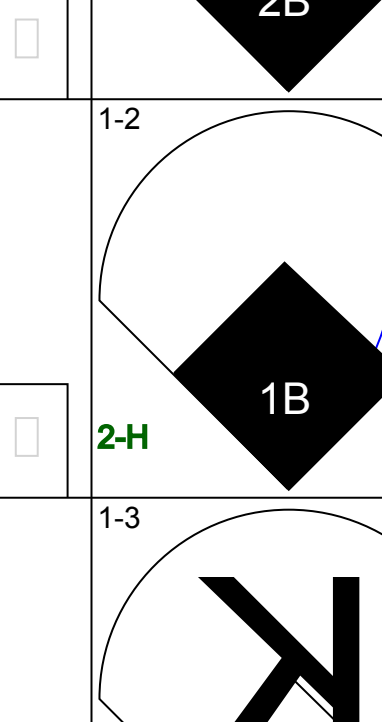

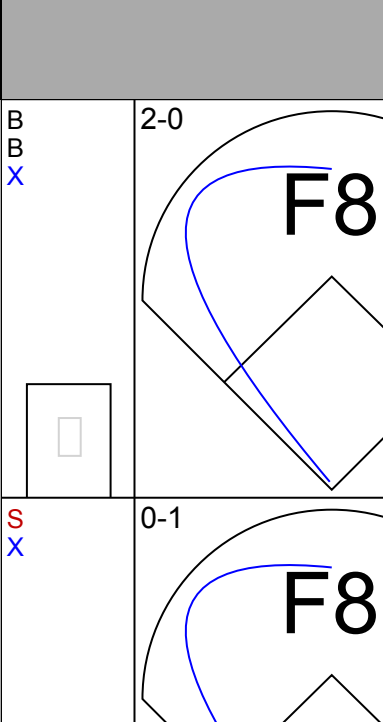

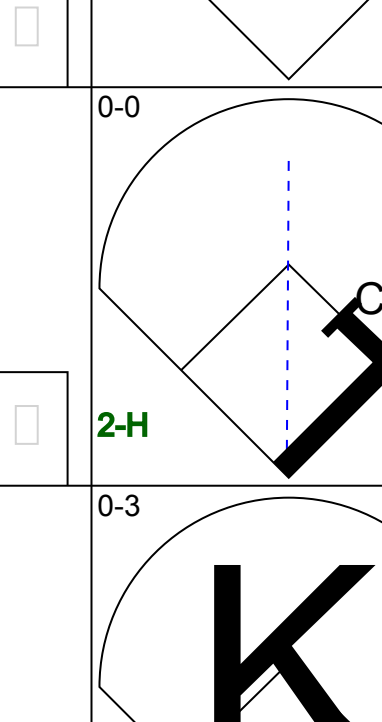

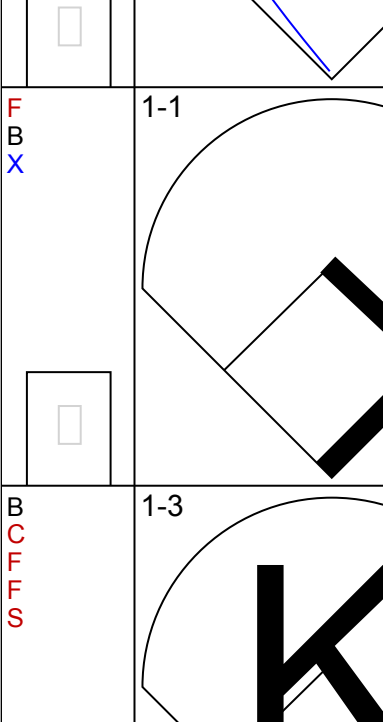
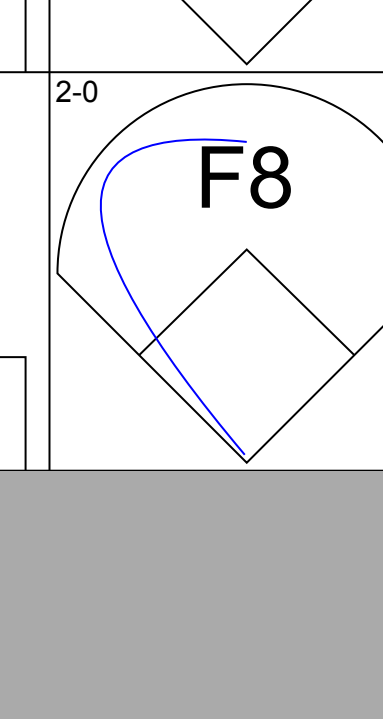

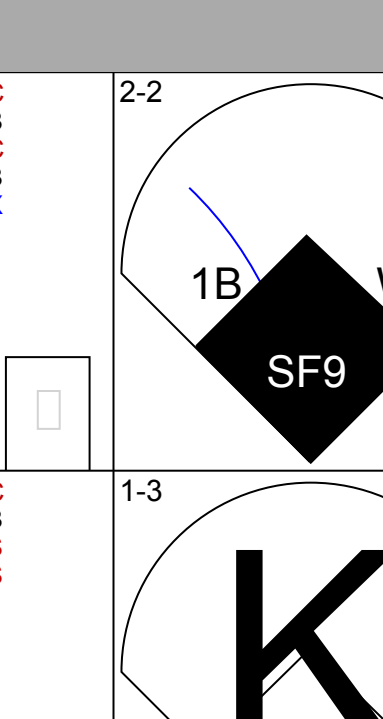

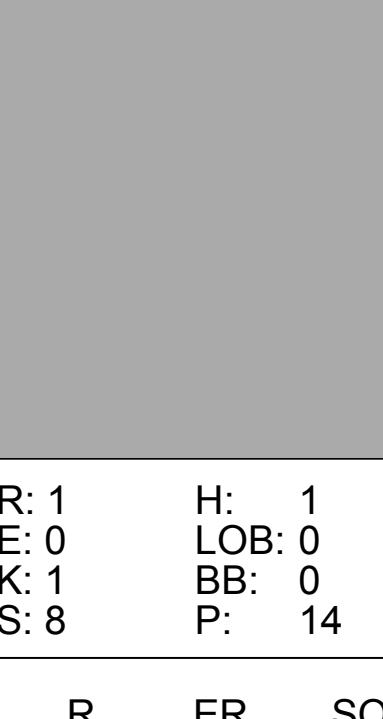
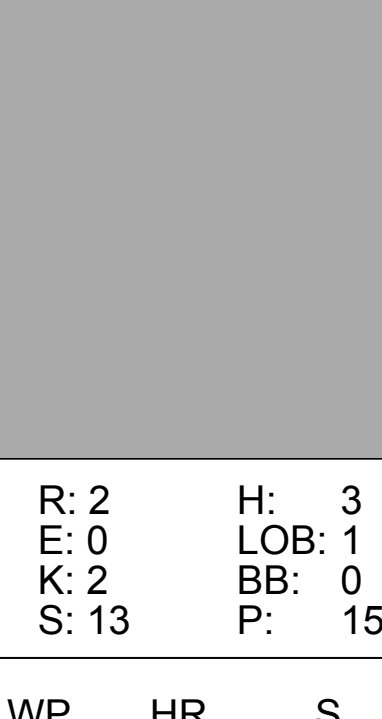
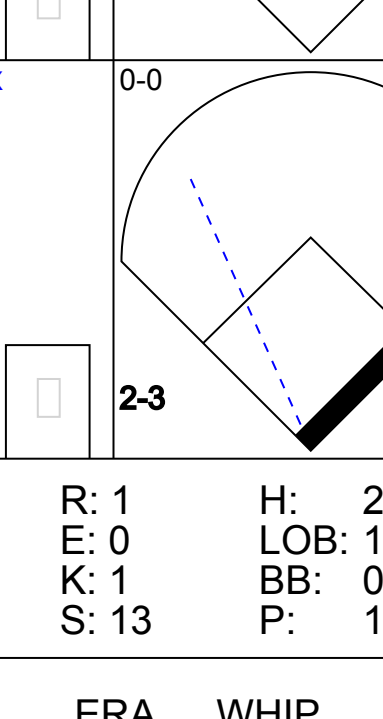
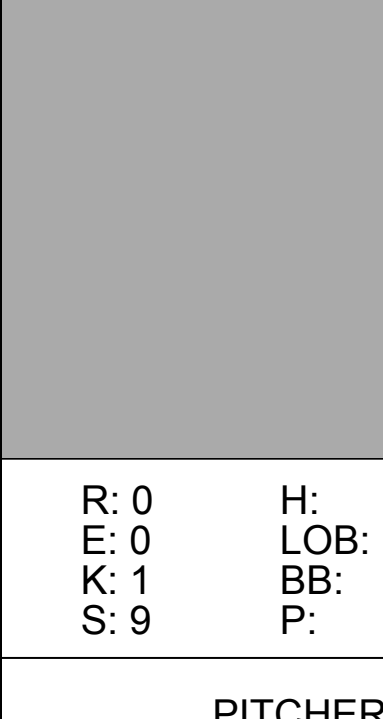




AB 35
R 4
H 9
RBI 4
BB 3
SO 10
LOB 19



Batter	1	2	3	4	5	6	7	8	9	AB	R	H	RBI	BB	SO	LOB	TOP			
Alfonso Soriano, R OBP: 0.438, SLG: 0.733 (1, 4)										5	1	2	0	1	1	0	New York Yankees @ Toronto Blue Jays SkyDome, Toronto, ON Wed Apr 02 2003, 7:05 PM EST Att: 16,222 - Dome - 72 F			
Todd Zeile, R OBP: 0.500, SLG: 1.333 (1, 5)										6	2	3	3	0	0	4				
25 Jason Giambi, L OBP: 0.438, SLG: 0.769 (1, 3)										4	1	2	0	1	1	1				
Bernie Williams, S OBP: 0.563, SLG: 0.583 (1, 8)										5	1	3	1	1	0	2				
55 Hideki Matsui, L OBP: 0.267, SLG: 0.429 (1, 7)										6	0	2	1	0	2	7				
20 Jorge Posada, S OBP: 0.400, SLG: 0.692 (1, 2)										5	0	2	1	1	1	4				
Raul Mondesi, R OBP: 0.308, SLG: 0.364 (1, 9)										5	1	1	0	0	0	4				
Bubba Trammell, R (1, 10)										4	1	0	0	0	1	3				
Nick Johnson, L OBP: 0.200, SLG: 0.222 (8, PH)										0	0	0	0	0	1	0				
Erick Almonte, R OBP: 0.400, SLG: 1.000 (1, 6)										5	2	2	3	0	0	3				
Inning Stats	R: 1 E: 0 K: 2 S: 15	H: 3 LOB: 2 BB: 0 P: 21	R: 6 E: 0 K: 0 S: 23	H: 7 LOB: 1 BB: 0 P: 37	R: 2 E: 1 K: 0 S: 13	H: 1 LOB: 1 BB: 1 P: 24	R: 0 E: 0 K: 0 S: 6	H: 1 LOB: 1 BB: 0 P: 8	R: 0 E: 0 K: 1 S: 13	H: 2 LOB: 3 BB: 0 P: 20	R: 0 E: 0 K: 0 S: 8	H: 1 LOB: 2 BB: 1 P: 15	R: 0 E: 0 K: 0 S: 10	H: 0 LOB: 3 BB: 3 P: 28	R: 0 E: 0 K: 2 S: 10	H: 1 LOB: 1 BB: 0 P: 16	1B: 7 2B: 8 3B: 0 HR: 2	SF: 0 SAC: 0 DP: 0 HBP: 1	WP: 1 PB: 0 SB: 2 CS: 0	PA: 51
PITCHER	IP WLS BF H R ER SO BB IBB HBP BLK WP HR S P ERA WHIP	IP WLS BF H R ER SO BB IBB HBP BLK WP HR S P ERA WHIP	IP WLS BF H R ER SO BB IBB HBP BLK WP HR S P ERA WHIP	IP WLS BF H R ER SO BB IBB HBP BLK WP HR S P ERA WHIP	IP WLS BF H R ER SO BB IBB HBP BLK WP HR S P ERA WHIP	IP WLS BF H R ER SO BB IBB HBP BLK WP HR S P ERA WHIP	IP WLS BF H R ER SO BB IBB HBP BLK WP HR S P ERA WHIP	IP WLS BF H R ER SO BB IBB HBP BLK WP HR S P ERA WHIP	IP WLS BF H R ER SO BB IBB HBP BLK WP HR S P ERA WHIP	IP WLS BF H R ER SO BB IBB HBP BLK WP HR S P ERA WHIP	IP WLS BF H R ER SO BB IBB HBP BLK WP HR S P ERA WHIP	IP WLS BF H R ER SO BB IBB HBP BLK WP HR S P ERA WHIP	IP WLS BF H R ER SO BB IBB HBP BLK WP HR S P ERA WHIP	IP WLS BF H R ER SO BB IBB HBP BLK WP HR S P ERA WHIP	IP WLS BF H R ER SO BB IBB HBP BLK WP HR S P ERA WHIP	IP WLS BF H R ER SO BB IBB HBP BLK WP HR S P ERA WHIP	IP WLS BF H R ER SO BB IBB HBP BLK WP HR S P ERA WHIP	IP WLS BF H R ER SO BB IBB HBP BLK WP HR S P ERA WHIP	IP WLS BF H R ER SO BB IBB HBP BLK WP HR S P ERA WHIP	IP WLS BF H R ER SO BB IBB HBP BLK WP HR S P ERA WHIP

AB	45
R	9
H	17
RBI	9
BB	5
SO	6
LOB	28



Batter	1	2	3	4	5	6	7	8	9	AB	R	H	RBI	BB	SO	LOB	BOTTOM					
Shannon Stewart, R OBP: 0.267, SLG: 0.286 (1, 7)										4	1	0	1	0	0	1	New York Yankees @ Toronto Blue Jays SkyDome, Toronto, ON Wed Apr 02 2003, 7:05 PM EST Att: 16,222 - Dome - 72 F					
Frank Catalanotto, L OBP: 0.333, SLG: 0.556 (1, 9)										4	2	2	1	0	1	1						
10 Vernon Wells, R OBP: 0.462, SLG: 0.818 (1, 8)										4	1	2	2	0	0	0						
Carlos Delgado, L OBP: 0.308, SLG: 0.455 (1, 3)										4	1	1	1	1	0	2						
Josh Phelps, R OBP: 0.417, SLG: 0.333 (1, 10)										4	0	2	1	0	0	0						
Eric Hinske, L OBP: 0.250, SLG: 0.364 (1, 5)										4	0	0	0	0	3	2						
Tom Wilson, R OBP: 0.333, SLG: 0.333 (1, 2)										4	1	1	0	0	2	0						
Orlando Hudson, S OBP: 0.167, SLG: 0.250 (1, 4)										4	1	1	0	0	3	1						
Mike Bordick, R OBP: 0.500, SLG: 0.500 (1, 6)										2	0	1	0	0	1	0						
Greg Myers, L OBP: 1.000, SLG: 1.000 (7, PH)										1	0	1	1	0	0	0						
Chris Woodward, R (8, 6)										1	0	0	0	0	0	0						
Inning Stats	R: 0 E: 0 K: 1 S: 7	H: 0 LOB: 0 BB: 0 P: 10	R: 1 E: 0 K: 1 S: 8	H: 1 LOB: 0 BB: 0 P: 14	R: 0 E: 0 K: 2 S: 7	H: 0 LOB: 0 BB: 0 P: 9	R: 2 E: 0 K: 2 S: 13	H: 3 LOB: 1 BB: 0 P: 15	R: 1 E: 0 K: 1 S: 13	H: 2 LOB: 1 BB: 0 P: 18	R: 0 E: 0 K: 1 S: 9	H: 1 LOB: 1 BB: 0 P: 13	R: 3 E: 0 K: 2 S: 17	H: 4 LOB: 2 BB: 0 P: 25	R: 0 E: 0 K: 1 S: 7	H: 0 LOB: 0 BB: 0 P: 11	R: 0 E: 0 K: 1 S: 7	H: 0 LOB: 0 BB: 0 P: 12	1B: 4 2B: 7 3B: 0 HR: 1	SF: 1 SAC: 0 DP: 1 HBP: 0	WP: 1 PB: 0 SB: 0 CS: 1	PA: 37
PITCHER	IP WLS BF H R ER SO BB IBB HBP BLK WP HR S P ERA WHIP	IP WLS BF H R ER SO BB IBB HBP BLK WP HR S P ERA WHIP	IP WLS BF H R ER SO BB IBB HBP BLK WP HR S P ERA WHIP	IP WLS BF H R ER SO BB IBB HBP BLK WP HR S P ERA WHIP	IP WLS BF H R ER SO BB IBB HBP BLK WP HR S P ERA WHIP	IP WLS BF H R ER SO BB IBB HBP BLK WP HR S P ERA WHIP	IP WLS BF H R ER SO BB IBB HBP BLK WP HR S P ERA WHIP	IP WLS BF H R ER SO BB IBB HBP BLK WP HR S P ERA WHIP	IP WLS BF H R ER SO BB IBB HBP BLK WP HR S P ERA WHIP	IP WLS BF H R ER SO BB IBB HBP BLK WP HR S P ERA WHIP	IP WLS BF H R ER SO BB IBB HBP BLK WP HR S P ERA WHIP	IP WLS BF H R ER SO BB IBB HBP BLK WP HR S P ERA WHIP	IP WLS BF H R ER SO BB IBB HBP BLK WP HR S P ERA WHIP	IP WLS BF H R ER SO BB IBB HBP BLK WP HR S P ERA WHIP	IP WLS BF H R ER SO BB IBB HBP BLK WP HR S P ERA WHIP	IP WLS BF H R ER SO BB IBB HBP BLK WP HR S P ERA WHIP	IP WLS BF H R ER SO BB IBB HBP BLK WP HR S P ERA WHIP	IP WLS BF H R ER SO BB IBB HBP BLK WP HR S P ERA WHIP	IP WLS BF H R ER SO BB IBB HBP BLK WP HR S P ERA WHIP	IP WLS BF H R ER SO BB IBB HBP BLK WP HR S P ERA WHIP		



Batter	1	2	3	4	5	6	7	8	9	AB	R	H	RBI	BB	SO	LOB	TOP					
Shannon Stewart, R OBP: 0.250, SLG: 0.222	G6-3		G3		G6-3		10 HR BB		P4	4	1	0	0	1	0	0	Toronto Blue Jays @ Minnesota Twins Hubert H. Humphrey Metrodome, Minneapolis, MN Fri Apr 04 2003, 8:20 PM EST Att: 48,617 - Dome - 72 F AB 35 R 7 H 8 RBI 7 BB 3 SO 7 LOB 10					
Frank Catalanotto, L OBP: 0.357, SLG: 0.714	1B		G1-3			HR	K		L9	5	1	2	1	0	1	2						
10 Vernon Wells, R OBP: 0.471, SLG: 1.133	F7				P4		HR		HR	4	2	2	4	0	0	1						
Carlos Delgado, L OBP: 0.294, SLG: 0.400	K				1B E		F7		K	4	1	1	0	0	2	1						
Josh Phelps, R OBP: 0.500, SLG: 0.667					HR				K	3	1	2	1	1	1	0						
Eric Hinske, L OBP: 0.188, SLG: 0.267	G4-3				FC6 CS		BB		F7	4	0	0	1	0	0	2						
Greg Myers, L OBP: 0.500, SLG: 0.667	K				G1-3		L4			4	0	1	0	0	1	3						
Chris Woodward, R OBP: 0.333, SLG: 0.200	F9				G6-3		K		K	4	0	0	0	0	2	1						
Mike Bordick, R OBP: 0.333, SLG: 0.200			G6-3		F8		10 HR BB		P4	3	1	0	0	1	0	0						
Inning Stats	R: 0 E: 0 K: 1 S: 12	H: 1 LOB: 1 BB: 0 P: 17	R: 1 E: 0 K: 1 S: 11	H: 1 LOB: 0 BB: 0 P: 13	R: 0 E: 0 K: 0 S: 7	H: 0 LOB: 0 BB: 0 P: 9	R: 1 E: 1 K: 0 S: 14	H: 2 LOB: 1 BB: 0 P: 20	R: 0 E: 0 K: 0 S: 6	H: 0 LOB: 0 BB: 0 P: 8	R: 2 E: 0 K: 0 S: 9	H: 2 LOB: 1 BB: 1 P: 14	R: 3 E: 0 K: 3 S: 15	H: 1 LOB: 2 BB: 2 P: 29	R: 0 E: 0 K: 2 S: 11	H: 1 LOB: 1 BB: 0 P: 14		R: 0 E: 0 K: 0 S: 4	H: 0 LOB: 0 BB: 0 P: 6	1B: 3 2B: 1 3B: 0 HR: 4	SF: 0 SAC: 0 DP: 0 HBP: 0	WP: 0 PB: 0 CS: 2
PITCHER	IP WLS BF H R ER SO BB IBB HBP BLK WP HR S P ERA WHIP																					
Rick Reed, R ERA: 6.0	6.0 L 25 6 4 4 2 1 0 0 0 0 0 3 59 81 6.00 1.167																					
Tony Fiore, R ERA: 27.0	1.0 6 1 3 3 3 2 0 0 0 0 0 1 15 29 27.00 3.000																					
Johan Santana, L ERA:	1.0 4 1 0 0 2 0 0 0 0 0 0 0 11 14 0.00 1.000																					
Mike Fetters, R ERA:	1.0 3 0 0 0 0 0 0 0 0 0 0 0 4 6 0.00 0.000																					

Batter	1	2	3	4	5	6	7	8	9	AB	R	H	RBI	BB	SO	LOB	BOTTOM					
Jacque Jones, L OBP: 0.294, SLG: 0.533	SH2-3 1B		G4-3		G4-3		FC4-6			4	0	1	0	0	0	2	Toronto Blue Jays @ Minnesota Twins Hubert H. Humphrey Metrodome, Minneapolis, MN Fri Apr 04 2003, 8:20 PM EST Att: 48,617 - Dome - 72 F AB 32 R 2 H 5 RBI 1 BB 2 SO 1 LOB 10					
Cristian Guzman, S OBP: 0.250, SLG: 0.375	SH2-3				G1-3		G3		L4	3	0	0	0	0	0	0						
Tori Hunter, R OBP: 0.176, SLG: 0.250	FC1-5-2 2H				G1-3		L8		G6-3	4	0	0	0	0	0	1						
Bobby Kielty, S OBP: 0.375, SLG: 0.286	G4-3						1B		F7	3	0	1	0	1	0	1						
Matthew LeCroy, R OBP: 0.154, SLG: 0.083			G5-3		F8		K		G6-3	4	0	0	0	0	1	2						
Doug Mientkiewicz, L OBP: 0.313, SLG: 0.600	G3-1				5 G5-3 E		HR		2B	3	2	2	1	1	0	0						
5 Michael Cuddyer, R OBP: 0.333, SLG: 0.200	G5-3				G5-3		F9		F9	4	0	0	0	0	0	2						
A.J. Pierzynski, L OBP: 0.333, SLG: 0.643			G1-3		F8		F8		F8	4	0	0	0	0	0	2						
Luis Rivas, R OBP: 0.200, SLG: 0.200	F8				E5		FC4-6 1B			3	0	1	0	0	0	0						
Inning Stats	R: 0 E: 0 K: 0 S: 7	H: 1 LOB: 1 BB: 0 P: 12	R: 0 E: 0 K: 0 S: 6	H: 0 LOB: 0 BB: 0 P: 10	R: 0 E: 0 K: 0 S: 5	H: 0 LOB: 0 BB: 0 P: 9	R: 0 E: 0 K: 0 S: 6	H: 0 LOB: 1 BB: 1 P: 14	R: 1 E: 1 K: 0 S: 11	H: 0 LOB: 1 BB: 1 P: 20	R: 0 E: 0 K: 1 S: 10	H: 1 LOB: 1 BB: 0 P: 17	R: 1 E: 0 K: 0 S: 7	H: 2 LOB: 1 BB: 0 P: 15	R: 0 E: 0 K: 0 S: 7	H: 0 LOB: 0 BB: 0 P: 11		R: 0 E: 0 K: 0 S: 7	H: 1 LOB: 1 BB: 0 P: 10	1B: 3 2B: 1 3B: 0 HR: 1	SF: 0 SAC: 1 DP: 0 HBP: 0	WP: 0 PB: 0 CS: 0
PITCHER	IP WLS BF H R ER SO BB IBB HBP BLK WP HR S P ERA WHIP																					
Tanyon Sturtze, R ERA: 1.35	6.2 W 27 4 2 1 1 2 0 0 0 0 0 0 50 93 1.35 0.900																					
Doug Creek, L ERA:	0.1 1 0 0 0 0 0 0 0 0 0 0 0 2 4 0.00 0.000																					
Jeff Tam, R ERA:	2.0 7 1 0 0 0 0 0 0 0 0 0 0 14 21 0.00 0.500																					

Batter	1	2	3	4	5	6	7	8	9	AB	R	H	RBI	BB	SO	LOB	TOP	
Shannon Stewart, R OBP: 0.387, SLG: 0.385 (1, 7)	F8		1B	2B		K			F8	5	2	2	0	0	1	0		
Frank Catalanotto, L OBP: 0.364, SLG: 0.666 (1, 9)	1B		1B	2B		K			F8	5	1	3	2	0	1	0		
10 Vernon Wells, R OBP: 0.357, SLG: 0.760 (1, 8)	FC6-4 HR		1B	2B		P3			G3-1	4	1	0	1	1	0	2		
Carlos Delgado, L OBP: 0.407, SLG: 0.625 (1, 3)	HR		1B	1B		G1-3			K	4	2	2	4	0	1	1		
Josh Phelps, R OBP: 0.385, SLG: 0.571 (1, 10)	K		FC1-5 1B	K		G6-3			G6-3	4	0	0	0	0	2	3		
Eric Hinske, L OBP: 0.136, SLG: 0.190 (1, 5)		L3	K			K			G4-3	4	0	0	0	0	2	2		
Greg Myers, L OBP: 0.364, SLG: 0.455 (1, 2)		P6	1B			K			G6-3	4	0	1	1	0	1	0		
Orlando Hudson, S OBP: 0.273, SLG: 0.211 (1, 4)		G3	P4						F7	4	0	1	0	0	0	2		
Chris Woodward, R OBP: 0.190, SLG: 0.238 (1, 6)			1B	2B	1B				F9	4	2	2	0	0	0	1		
Inning Stats	R: 2 H: 2 E: 0 K: 1 S: 14	H: 2 R: 0 ER: 0 LOB: 0 BB: 0 P: 20	H: 0 R: 0 ER: 0 LOB: 0 BB: 0 P: 10	H: 5 R: 4 ER: 0 LOB: 2 BB: 1 P: 24	H: 3 R: 2 ER: 0 LOB: 1 BB: 0 P: 20	H: 1 R: 0 ER: 0 LOB: 1 BB: 0 P: 15	H: 0 R: 0 ER: 0 LOB: 0 BB: 0 P: 11	H: 0 R: 0 ER: 0 LOB: 0 BB: 0 P: 9	H: 0 R: 0 ER: 0 LOB: 0 BB: 0 P: 9	H: 0 R: 0 ER: 0 LOB: 0 BB: 0 P: 4	1B: 8 2B: 2 3B: 0 HR: 1	SF: 0 SAC: 0 DP: 0 HBP: 0	WP: 0 PB: 0 SB: 0 CS: 0	PA: 39				
PITCHER	IP WLS BF H R ER SO BB IBB HBP BLK WP HR S P ERA WHIP	IP WLS BF H R ER SO BB IBB HBP BLK WP HR S P ERA WHIP	IP WLS BF H R ER SO BB IBB HBP BLK WP HR S P ERA WHIP	IP WLS BF H R ER SO BB IBB HBP BLK WP HR S P ERA WHIP	IP WLS BF H R ER SO BB IBB HBP BLK WP HR S P ERA WHIP	IP WLS BF H R ER SO BB IBB HBP BLK WP HR S P ERA WHIP	IP WLS BF H R ER SO BB IBB HBP BLK WP HR S P ERA WHIP	IP WLS BF H R ER SO BB IBB HBP BLK WP HR S P ERA WHIP	IP WLS BF H R ER SO BB IBB HBP BLK WP HR S P ERA WHIP	IP WLS BF H R ER SO BB IBB HBP BLK WP HR S P ERA WHIP	IP WLS BF H R ER SO BB IBB HBP BLK WP HR S P ERA WHIP	IP WLS BF H R ER SO BB IBB HBP BLK WP HR S P ERA WHIP	IP WLS BF H R ER SO BB IBB HBP BLK WP HR S P ERA WHIP	IP WLS BF H R ER SO BB IBB HBP BLK WP HR S P ERA WHIP	IP WLS BF H R ER SO BB IBB HBP BLK WP HR S P ERA WHIP	IP WLS BF H R ER SO BB IBB HBP BLK WP HR S P ERA WHIP		
Brad Radke, R ERA: 8.38 (1, 1)	3.0	20	10	8	8	2	1	0	0	0	0	0	0	0	0	0	24.00	3.667
Juan Rincon, R ERA: (4, 1)	5.0	16	1	0	0	6	0	0	0	0	0	0	0	0	0	0	0.00	0.200
Tony Fiore, R ERA: 13.5 (9, 1)	1.0	3	0	0	0	0	0	0	0	0	0	0	0	0	0	0	0.00	0.000

Toronto Blue Jays @ Minnesota Twins
Hubert H. Humphrey Metrodome, Minneapolis, MN
Sun Apr 06 2003, 2:05 PM EDT
Att: 23,549 - Dome - 72 F

AB 38
R 8
H 11
RBI 8
BB 1
SO 8
LOB 11





Batter	1	2	3	4	5	6	7	8	9	AB	R	H	RBI	BB	SO	LOB	BOTTOM	
Jacque Jones, L OBP: 0.370, SLG: 0.600 (1, 10)	G6-3		K			1B			5 BB	4	1	2	0	0	1	0		
Chris Gomez, R OBP: 0.375, SLG: 0.286 (1, 6)	K				F7	2B			5 BB	4	0	2	1	0	1	0		
Corey Koskie, L OBP: 0.533, SLG: 0.769 Denny Hocking, S OBP: 0.125, SLG: 0.250 (1, 5) (7, 5)	1B				F8	1B			K	3	0	1	0	0	0	1		
5 Michael Cuddyer, R OBP: 0.353, SLG: 0.357 (1, 9)	G4-3				3B				F7	3	0	1	0	1	0	2		
Doug Mientkiewicz, L OBP: 0.320, SLG: 0.500 (1, 3)		K2-3			K				G4-3	3	0	0	0	1	2	4		
Bobby Kielty, S OBP: 0.412, SLG: 0.438 (1, 7)		G3				G6-4-3 1B			G4-3	4	0	2	0	0	0	0		
Dustan Mohr, R OBP: 0.273, SLG: 0.545 (1, 8)					F8				G4-3 1B	4	0	1	0	0	2	3		
A.J. Pierzynski, L OBP: 0.286, SLG: 0.474 (1, 2)					G4-3	G6-4-3			G4-3	4	0	0	0	0	0	4		
Luis Rivas, R OBP: 0.143, SLG: 0.143 (1, 4)					G5-3	K2-3			K	4	0	0	0	0	2	3		
Inning Stats	R: 0 H: 1 E: 0 K: 1 S: 13	H: 0 R: 0 ER: 0 LOB: 0 BB: 0 P: 8	H: 0 R: 0 ER: 0 LOB: 0 BB: 0 P: 8	H: 0 R: 0 ER: 0 LOB: 0 BB: 0 P: 8	H: 1 R: 0 ER: 0 LOB: 1 BB: 0 P: 21	H: 1 R: 0 ER: 0 LOB: 0 BB: 0 P: 7	H: 2 R: 1 ER: 0 LOB: 1 BB: 0 P: 17	H: 1 R: 0 ER: 0 LOB: 2 BB: 1 P: 22	H: 2 R: 0 ER: 0 LOB: 2 BB: 1 P: 19	H: 1 R: 0 ER: 0 LOB: 1 BB: 0 P: 11	1B: 7 2B: 1 3B: 1 HR: 0	SF: 0 SAC: 0 DP: 2 HBP: 0	WP: 0 PB: 0 SB: 0 CS: 0	PA: 36				
PITCHER	IP WLS BF H R ER SO BB IBB HBP BLK WP HR S P ERA WHIP	IP WLS BF H R ER SO BB IBB HBP BLK WP HR S P ERA WHIP	IP WLS BF H R ER SO BB IBB HBP BLK WP HR S P ERA WHIP	IP WLS BF H R ER SO BB IBB HBP BLK WP HR S P ERA WHIP	IP WLS BF H R ER SO BB IBB HBP BLK WP HR S P ERA WHIP	IP WLS BF H R ER SO BB IBB HBP BLK WP HR S P ERA WHIP	IP WLS BF H R ER SO BB IBB HBP BLK WP HR S P ERA WHIP	IP WLS BF H R ER SO BB IBB HBP BLK WP HR S P ERA WHIP	IP WLS BF H R ER SO BB IBB HBP BLK WP HR S P ERA WHIP	IP WLS BF H R ER SO BB IBB HBP BLK WP HR S P ERA WHIP	IP WLS BF H R ER SO BB IBB HBP BLK WP HR S P ERA WHIP	IP WLS BF H R ER SO BB IBB HBP BLK WP HR S P ERA WHIP	IP WLS BF H R ER SO BB IBB HBP BLK WP HR S P ERA WHIP	IP WLS BF H R ER SO BB IBB HBP BLK WP HR S P ERA WHIP	IP WLS BF H R ER SO BB IBB HBP BLK WP HR S P ERA WHIP	IP WLS BF H R ER SO BB IBB HBP BLK WP HR S P ERA WHIP		
Cory Lidle, R ERA: 4.15 (1, 1)	7.0	27	6	1	1	7	1	0	0	0	0	0	0	0	0	0	1.29	1.000
Trevor Miller, L ERA: (8, 1)	1.0	5	2	0	0	1	1	0	0	0	0	0	0	0	0	0	0.00	3.000
Doug Linton, R ERA: (9, 1)	1.0	4	1	0	0	1	0	0	0	0	0	0	0	0	0	0	0.00	1.000

Toronto Blue Jays @ Minnesota Twins
Hubert H. Humphrey Metrodome, Minneapolis, MN
Sun Apr 06 2003, 2:05 PM EDT
Att: 23,549 - Dome - 72 F

AB 34
R 1
H 9
RBI 1
BB 2
SO 9
LOB 19



Batter	1	2	3	4	5	6	7	8	9	AB	R	H	RBI	BB	SO	LOB	TOP			
18 Johnny Damon, L (1, 8) OBP: 0.300, SLG: 0.294	G1-3		2B		F7		G3		K	5	1	2	0	0	1	0	Boston Red Sox @ Toronto Blue Jays SkyDome, Toronto, ON Tue Apr 08 2003, 7:05 PM EDT Att: 13,147 - Dome - 72 F livebaseballscorecards.com AB 38 R 4 H 11 RBI 4 BB 3 SO 5 LOB 19 			
Todd Walker, L (1, 4) OBP: 0.297, SLG: 0.353	G4-3		2B		G4-3		G3		G6-3	5	0	2	2	0	0	1				
Nomar Garciaparra, R (1, 6) OBP: 0.493, SLG: 0.632	G4-3		2B				P4		1B	5	0	2	0	0	0	3				
Manny Ramirez, R (1, 7) OBP: 0.368, SLG: 0.441		G3			G1-3				2B	5	1	3	0	0	0	1				
Kevin Millar, R (1, 9) OBP: 0.500, SLG: 0.840		G6-3							P3	4	1	1	2	1	1	3				
Shea Hillenbrand, R (1, 3) OBP: 0.351, SLG: 0.548										4	0	1	0	0	2	1				
34 David Ortiz, L (1, 10) OBP: 0.280, SLG: 0.150										4	0	0	0	0	0	3				
Bill Mueller, S (1, 5) OBP: 0.278, SLG: 0.412										2	0	0	0	1	0	2				
Trot Nixon, L (8, PH) OBP: 0.321, SLG: 0.435										0	0	0	0	1	0	0				
Jason Varitek, S (1, 2) OBP: 0.480, SLG: 0.857										4	1	0	0	0	1	5				
Inning Stats	R: 0 E: 0 K: 0 S: 10	H: 1 LOB: 0 BB: 0 P: 13	R: 0 E: 0 K: 1 S: 10	H: 0 LOB: 0 BB: 0 P: 18	R: 2 E: 1 K: 0 S: 12	H: 2 LOB: 1 BB: 0 P: 21	R: 2 E: 0 K: 1 S: 9	H: 2 LOB: 1 BB: 1 P: 19	R: 0 E: 0 K: 0 S: 7	H: 0 LOB: 1 BB: 0 P: 12	R: 0 E: 0 K: 0 S: 7	H: 1 LOB: 1 BB: 0 P: 10	R: 0 E: 0 K: 2 S: 16	H: 2 LOB: 3 BB: 1 P: 26	R: 0 E: 0 K: 1 S: 14	H: 2 LOB: 2 BB: 0 P: 18	1B: 5 2B: 5 3B: 0 HR: 1	SF: 0 SAC: 0 DP: 1 HBP: 0	WP: 0 PB: 0 SB: 0 CS: 0	PA: 41
PITCHER	IP WLS BF H R ER SO BB IBB HBP BLK WP HR S P ERA WHIP																			
Mark Hendrickson, L (1, 1) ERA: 9.72	6.2	W 29	7	4	2	2	2	0	0	0	0	0	1	59	101	2.70	1.350			
Pete Walker, R (7, 1) ERA: 1.42	0.1	H 1	0	0	0	0	0	0	0	0	0	0	0	2	3	0.00	0.000			
Cliff Politte, R (8, 1) ERA: 2.45	1.0	H 6	2	0	0	2	1	0	0	0	0	0	0	16	26	0.00	3.000			
Kelvin Escobar, R (9, 1) ERA: 12.0	1.0		5	2	0	0	1	0	0	0	0	0	0	14	18	0.00	2.000			

Batter	1	2	3	4	5	6	7	8	9	AB	R	H	RBI	BB	SO	LOB	BOTTOM			
Shannon Stewart, R (1, 7) OBP: 0.389, SLG: 0.379	G6-3		1B			P3		SF8		3	1	1	1	1	0	1	Boston Red Sox @ Toronto Blue Jays SkyDome, Toronto, ON Tue Apr 08 2003, 7:05 PM EDT Att: 13,147 - Dome - 72 F livebaseballscorecards.com AB 33 R 8 H 12 RBI 8 BB 5 SO 10 LOB 12 			
Frank Catalanotto, L (1, 9) OBP: 0.370, SLG: 0.577	10 CS		1B		FC8-2		K		F8	4	1	1	0	1	1	4				
10 Vernon Wells, R (1, 8) OBP: 0.364, SLG: 0.690	K		1B			P5		HR		4	1	1	0	1	2	2				
Carlos Delgado, L (1, 3) OBP: 0.452, SLG: 0.741		K								3	1	2	4	1	1	0				
Josh Phelps, R (1, 10) OBP: 0.333, SLG: 0.480		K						HR		4	0	0	0	0	3	3				
Eric Hinske, L (1, 5) OBP: 0.154, SLG: 0.240										4	0	1	0	0	2	1				
Greg Myers, L (1, 2) OBP: 0.333, SLG: 0.600										4	1	1	1	0	0	1				
Orlando Hudson, S (1, 4) OBP: 0.346, SLG: 0.318										3	3	2	0	1	1	0				
Chris Woodward, R (1, 6) OBP: 0.280, SLG: 0.400										4	0	3	2	0	0	0				
Inning Stats	R: 0 E: 0 K: 1 S: 7	H: 1 LOB: 1 BB: 0 P: 11	R: 0 E: 0 K: 2 S: 10	H: 1 LOB: 0 BB: 0 P: 16	R: 2 E: 0 K: 1 S: 12	H: 2 LOB: 2 BB: 2 P: 24	R: 2 E: 0 K: 0 S: 12	H: 3 LOB: 1 BB: 1 P: 20	R: 0 E: 0 K: 2 S: 13	H: 0 LOB: 1 BB: 1 P: 23	R: 1 E: 0 K: 1 S: 10	H: 2 LOB: 0 BB: 0 P: 15	R: 2 E: 0 K: 2 S: 12	H: 1 LOB: 0 BB: 1 P: 22	R: 1 E: 0 K: 1 S: 10	H: 2 LOB: 1 BB: 0 P: 18		1B: 7 2B: 4 3B: 1 HR: 2	SF: 1 SAC: 0 DP: 2 HBP: 0	WP: 0 PB: 0 SB: 0 CS: 1
PITCHER	IP WLS BF H R ER SO BB IBB HBP BLK WP HR S P ERA WHIP																			
Derek Lowe, R (1, 1) ERA: 7.94	5.1	L 27	9	5	5	6	4	0	0	0	0	0	1	59	104	8.44	2.438			
Alan Embree, L (6, 1) ERA: 12.27	1.2		7	1	2	3	1	0	0	0	0	0	1	17	27	10.80	1.200			
Bob Howry, R (8, 1) ERA: 10.8	1.0		5	2	1	1	0	0	0	0	0	0	0	10	18	9.00	2.000			

Batter	1	2	3	4	5	6	7	8	9	AB	R	H	RBI	BB	SO	LOB	TOP								
18 Johnny Damon, L (1, 8) OBP: 0.295, SLG: 0.316	L5		F9		G6-4-3			2B		4	0	1	0	0	0	1	Boston Red Sox @ Toronto Blue Jays SkyDome, Toronto, ON Wed Apr 09 2003, 7:05 PM EDT Att: 13,099 - Dome - 72 F								
Todd Walker, L (1, 4) OBP: 0.317, SLG: 0.368	1B			E6 2B HR	1B			F7		4	1	2	0	0	0	1									
Nomar Garciaparra, R (1, 6) OBP: 0.391, SLG: 0.619	F9			HR	CS			F9		4	1	1	0	0	1	2									
Manny Ramirez, R (1, 7) OBP: 0.381, SLG: 0.526	K			HR				F8		4	2	2	3	0	1	1									
Kevin Millar, R (1, 3)		L8		FC6-4 1B				P3		4	1	2	0	0	0	0									
Trot Nixon, L (1, 9) OBP: 0.438, SLG: 0.423	K			FC6-4 1B						3	0	1	0	1	1	1									
Shea Hillenbrand, R (1, 5) OBP: 0.325, SLG: 0.486	G4-3			K				G5-4-3 1B		4	0	0	1	0	1	4									
Jeremy Giambi, L (1, 10) OBP: 0.310, SLG: 0.227			G3-1	K				F9		3	0	0	0	0	1	1									
Doug Mirabelli, R (9, PH)									SF8	0	0	0	1	0	0	0									
Jason Varitek, S (1, 2) OBP: 0.448, SLG: 0.750			K					G4-3 18 G6-4-3 BB		3	0	0	0	1	1	1									
Inning Stats	R: 0 E: 0 K: 1 S: 11	H: 1 LOB: 1 BB: 0 P: 15	R: 0 E: 0 K: 1 S: 7	H: 0 LOB: 0 BB: 0 P: 8	R: 0 E: 0 K: 1 S: 7	H: 0 LOB: 0 BB: 0 P: 14	R: 3 E: 0 K: 2 S: 16	H: 3 LOB: 1 BB: 0 P: 29	R: 0 E: 0 K: 0 S: 4	H: 1 LOB: 0 BB: 1 P: 10	R: 0 E: 0 K: 0 S: 10	H: 0 LOB: 0 BB: 0 P: 15	R: 0 E: 0 K: 0 S: 5	H: 1 LOB: 0 BB: 0 P: 5	R: 0 E: 0 K: 1 S: 9	H: 1 LOB: 1 BB: 0 P: 14	R: 2 E: 0 K: 0 S: 10	H: 2 LOB: 1 BB: 1 P: 19	1B: 6 2B: 2 3B: 0 HR: 1	SF: 1 SAC: 0 DP: 2 HBP: 0	WP: 0 PB: 0 SB: 0 CS: 1	PA: 37			
PITCHER	IP	WLS	BF	H	R	ER	SO	BB	IBB	HBP	BLK	WP	HR	S	P	ERA	WHIP								
Tanyon Sturtze, R (1, 1) ERA: 1.98	7.0	W	26	6	3	2	5	1	0	0	0	0	1	60	96	2.57	1.000								
Trever Miller, L (8, 1) ERA:	0.2		3	1	0	0	0	0	0	0	0	0	0	6	10	0.00	1.500								
Aquilino Lopez, R (8, 1) ERA:	0.1		1	0	0	0	1	0	0	0	0	0	0	3	4	0.00	0.000								
Jeff Tam, R (9, 1) ERA: 4.5	0.1		4	2	2	2	0	1	0	0	0	0	0	7	14	54.00	9.000								
Doug Creek, L (9, 1) ERA: 3.89	0.2		2	0	0	0	0	0	0	0	0	0	0	3	5	0.00	0.000								

AB	33
R	5
H	9
RBI	5
BB	2
SO	6
LOB	12



Batter	1	2	3	4	5	6	7	8	9	AB	R	H	RBI	BB	SO	LOB	BOTTOM									
Shannon Stewart, R (1, 7) OBP: 0.390, SLG: 0.364	G6-3		F8			F7				4	1	1	0	1	0	2	Boston Red Sox @ Toronto Blue Jays SkyDome, Toronto, ON Wed Apr 09 2003, 7:05 PM EDT Att: 13,099 - Dome - 72 F									
Dave Berg, R (1, 9) OBP: 0.308, SLG: 0.636	K			HR		F8		SF7		3	2	1	2	1	1	1										
10 Vernon Wells, R (1, 8) OBP: 0.342, SLG: 0.706	K			P3				F9		5	1	1	4	0	2	2										
Carlos Delgado, L (1, 3) OBP: 0.400, SLG: 0.645		P4		G4-3		F9				4	0	0	0	0	1	0										
Josh Phelps, R (1, 10) OBP: 0.353, SLG: 0.464	K			F9						3	1	1	0	1	1	0										
Tom Wilson, R (1, 2) OBP: 0.313, SLG: 0.333	F8					K				4	1	1	0	0	2	1										
Orlando Hudson, S (1, 4) OBP: 0.300, SLG: 0.280			K			K		SF7		3	1	0	1	0	2	0										
Chris Woodward, R (1, 6) OBP: 0.345, SLG: 0.407								F7		2	2	1	0	2	0	1										
Mike Bordick, R (1, 5) OBP: 0.500, SLG: 0.625										3	1	2	3	1	1	1										
Inning Stats	R: 0 E: 0 K: 2 S: 10	H: 0 LOB: 0 BB: 0 P: 13	R: 0 E: 0 K: 1 S: 10	H: 0 LOB: 0 BB: 0 P: 14	R: 0 E: 0 K: 2 S: 11	H: 1 LOB: 1 BB: 0 P: 19	R: 1 E: 0 K: 0 S: 5	H: 1 LOB: 0 BB: 0 P: 9	R: 5 E: 0 K: 2 S: 27	H: 2 LOB: 0 BB: 3 P: 51	R: 3 E: 0 K: 0 S: 12	H: 3 LOB: 1 BB: 1 P: 22	R: 0 E: 0 K: 2 S: 13	H: 0 LOB: 1 BB: 1 P: 20	R: 1 E: 1 K: 1 S: 13	H: 1 LOB: 2 BB: 1 P: 26		R: 1 E: 0 K: 1 S: 13	H: 1 LOB: 2 BB: 1 P: 26	1B: 3 2B: 3 3B: 0 HR: 2	SF: 2 SAC: 0 DP: 0 HBP: 0	WP: 1 PB: 0 SB: 0 CS: 0	PA: 39			
PITCHER	IP	WLS	BF	H	R	ER	SO	BB	IBB	HBP	BLK	WP	HR	S	P	ERA	WHIP									
Casey Fossum, L (1, 1) ERA: 7.45	4.2	L	20	3	5	5	7	3	0	0	0	0	1	18	32	27.00	3.750									
Ramiro Mendoza, R (5, 1) ERA: 12.0	1.1		9	4	4	4	0	1	0	0	0	0	0	1	18	32	27.00	3.750								
Brandon Lyon, R (7, 1) ERA: 1.29	1.0		4	0	0	0	2	1	0	0	0	0	0	13	20	0.00	1.000									
Chad Fox, R (8, 1) ERA: 9.0	1.0		6	1	1	0	1	1	0	0	0	0	0	13	26	0.00	2.000									

AB	31
R	10
H	8
RBI	10
BB	6
SO	10
LOB	8



Batter	1	2	3	4	5	6	7	8	9	AB	R	H	RBI	BB	SO	LOB	TOP								
Jacque Jones, L OBP: 0.350, SLG: 0.528 (1, 7)	G3-1				G6-3		SF7		FC4-2-5	4	1	1	1	0	0	3	Minnesota Twins @ Toronto Blue Jays SkyDome, Toronto, ON Fri Apr 11 2003, 7:05 PM EDT Att: 13,237 - Dome - 72 F								
Cristian Guzman, S OBP: 0.297, SLG: 0.353 (1, 6)	L4				K		P4		G3	5	1	2	0	0	1	1									
Corey Koskie, L OBP: 0.344, SLG: 0.448 (1, 5)	G4-3								G3	5	1	1	3	0	1	2									
Tori Hunter, R OBP: 0.154, SLG: 0.194 (1, 8)		P3			K				K	5	0	0	0	0	3	3									
Doug Mientkiewicz, L OBP: 0.317, SLG: 0.447 (1, 3)		K			G3					4	0	2	0	0	1	1									
Matthew LeCroy, R OBP: 0.207, SLG: 0.250 (1, 10)		K								4	0	2	1	0	1	1									
A.J. Pierzynski, L OBP: 0.314, SLG: 0.387 (1, 2)			G4-3		K					4	0	0	0	0	2	3									
5 Michael Cuddyer, R OBP: 0.286, SLG: 0.250 Dustan Mohr, R OBP: 0.156, SLG: 0.316 (9, 9)			K						E8	3	1	1	0	1	2	0									
Luis Rivas, R OBP: 0.222, SLG: 0.269 (1, 4)			K						G3	4	2	3	1	0	1	0									
Inning Stats	R: 0 E: 0 K: 0 S: 4	H: 0 LOB: 0 BB: 0 P: 5	R: 0 E: 0 K: 2 S: 9	H: 0 LOB: 0 BB: 0 P: 16	R: 0 E: 0 K: 2 S: 8	H: 0 LOB: 0 BB: 0 P: 10	R: 3 E: 0 K: 2 S: 18	H: 4 LOB: 1 BB: 0 P: 24	R: 0 E: 0 K: 1 S: 13	H: 1 LOB: 1 BB: 0 P: 21	R: 0 E: 0 K: 1 S: 6	H: 1 LOB: 1 BB: 0 P: 8	R: 2 E: 0 K: 0 S: 6	H: 1 LOB: 0 BB: 1 P: 10	R: 0 E: 0 K: 2 S: 12	H: 2 LOB: 2 BB: 0 P: 17		R: 1 E: 1 K: 1 S: 11	H: 3 LOB: 2 BB: 0 P: 16	1B: 9 2B: 2 HR: 0	SF: 1 SAC: 0 HBP: 0	WP: 0 PB: 0 SB: 1 CS: 0	PA: 40		
PITCHER	IP	WLS	BF	H	R	ER	SO	BB	IBB	HBP	BLK	WP	HR	S	P	ERA	WHIP								
Cory Lidle, R ERA: 5.12 (1, 1)	6.1	L	27	7	5	5	9	1	0	0	0	0	0	62	92	7.11	1.263								
Doug Creek, L ERA: 2.7 (7, 1)	1.0		3	0	0	0	1	0	0	0	0	0	0	5	8	0.00	0.000								
Jeff Tam, R ERA: 4.76 (8, 1)	1.2		10	5	1	1	2	0	0	0	0	0	0	20	27	5.40	3.000								

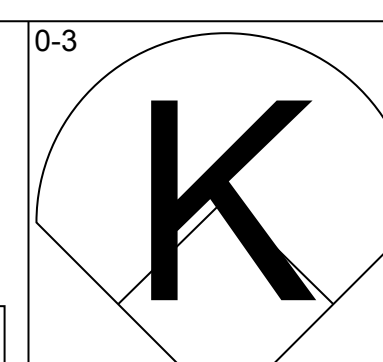
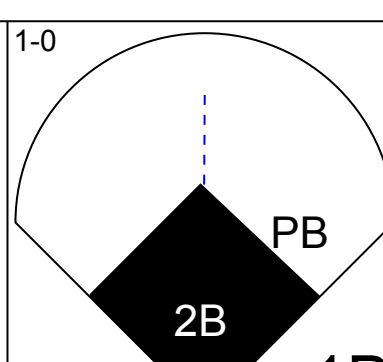
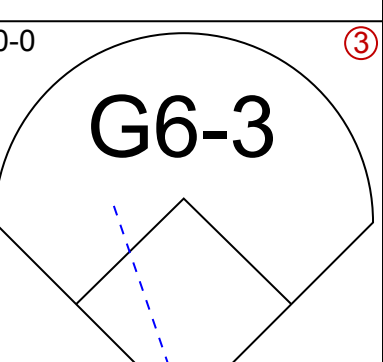
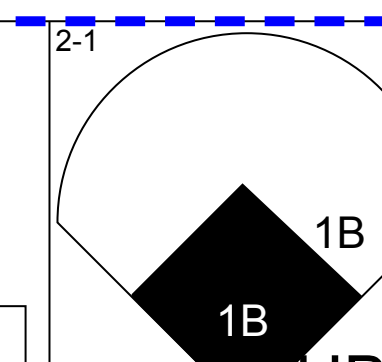
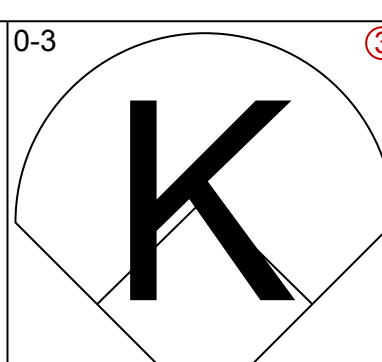
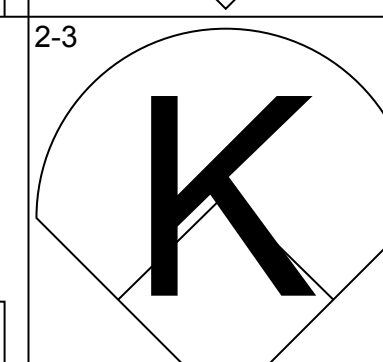
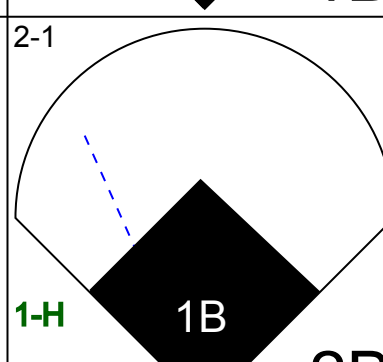
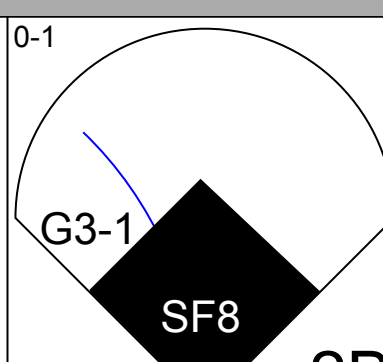
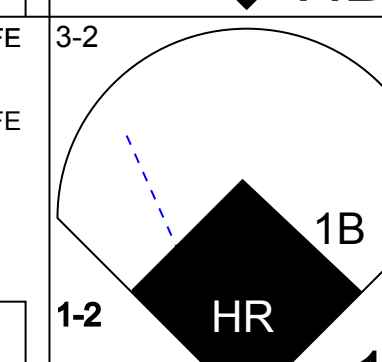

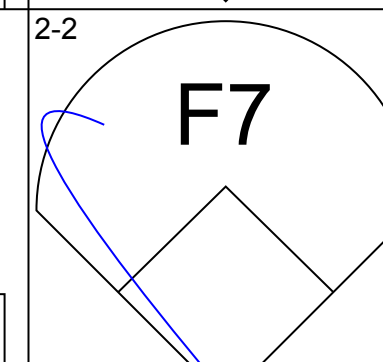
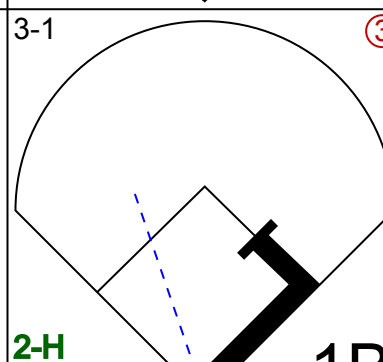
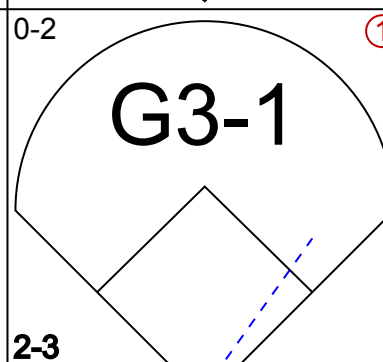
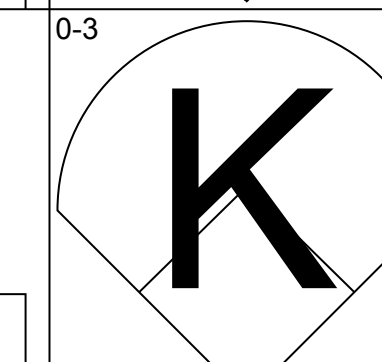

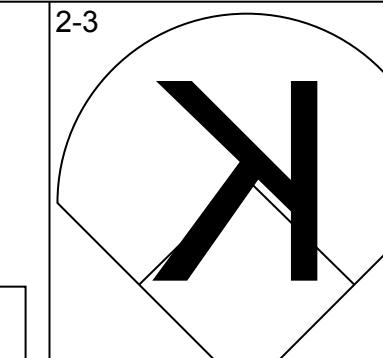
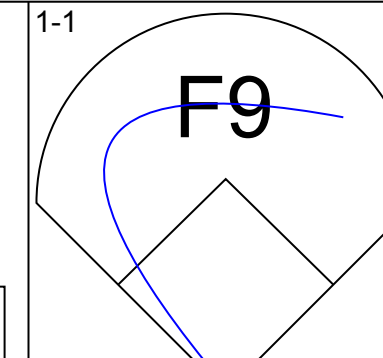
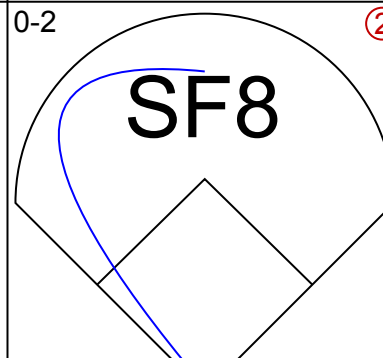
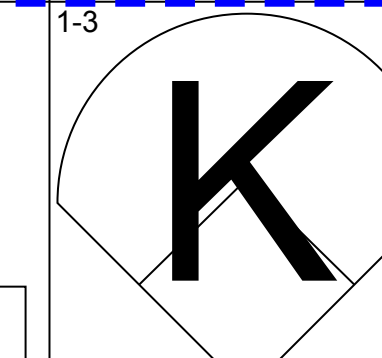

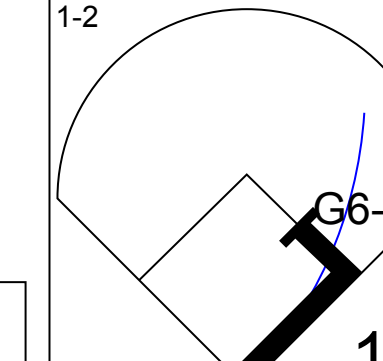

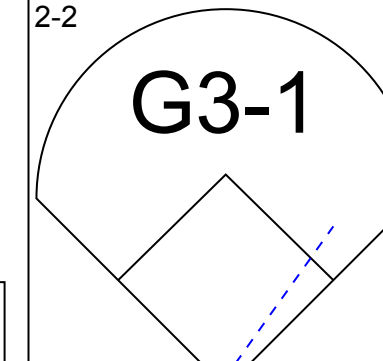
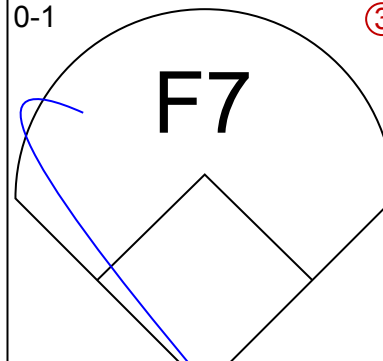
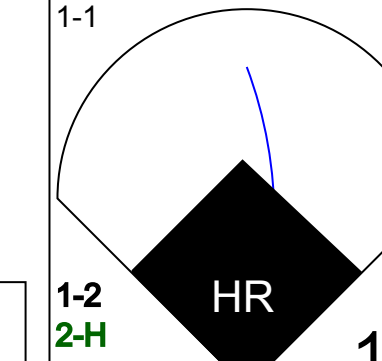

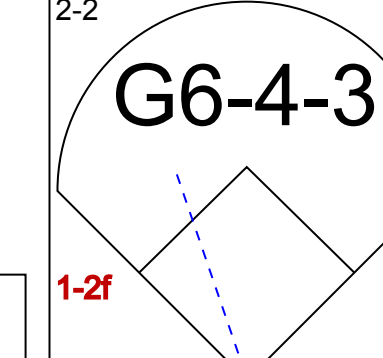
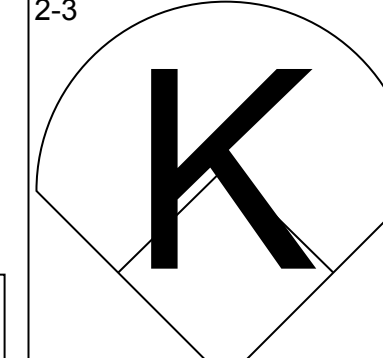

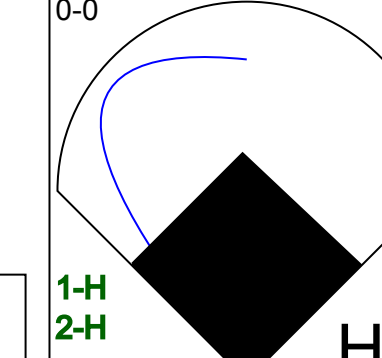
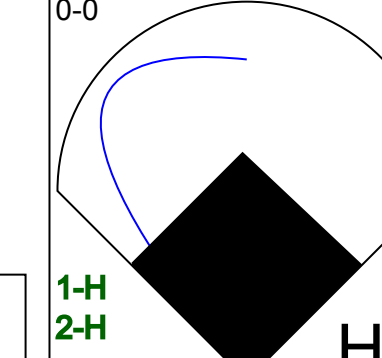

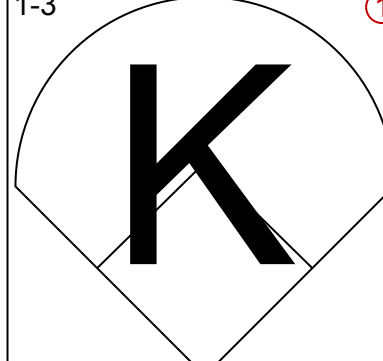
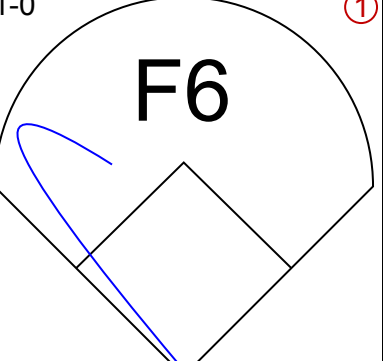
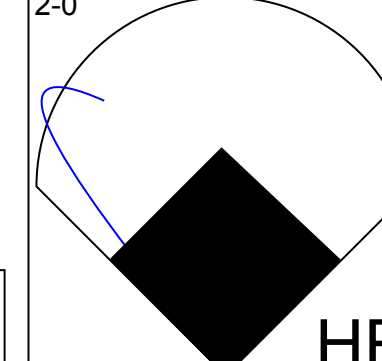
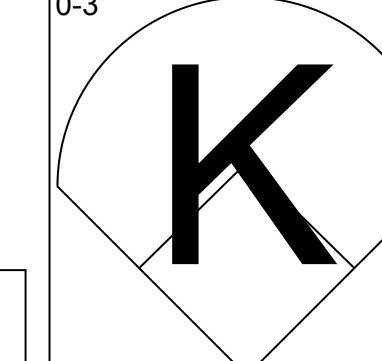

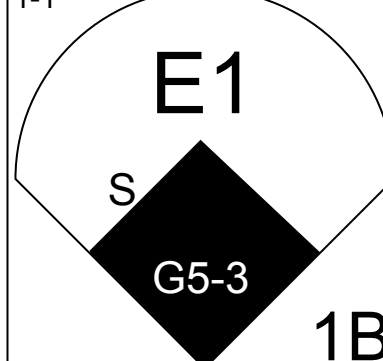
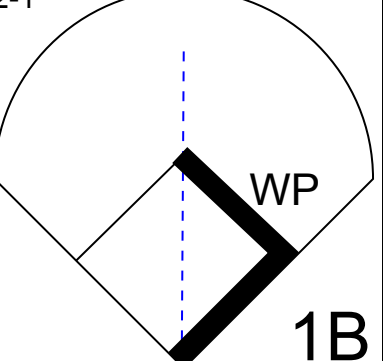
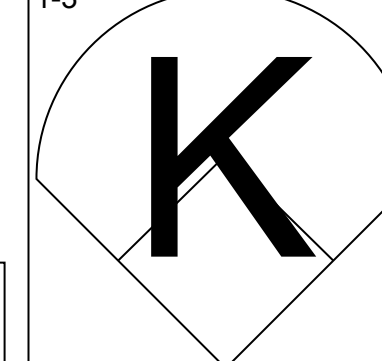

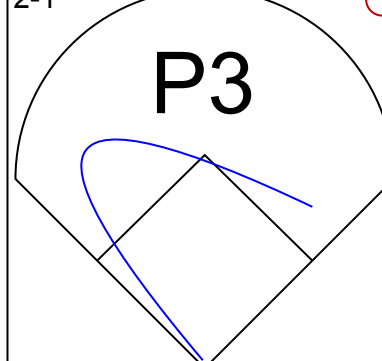
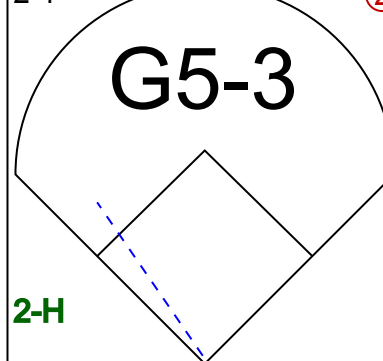
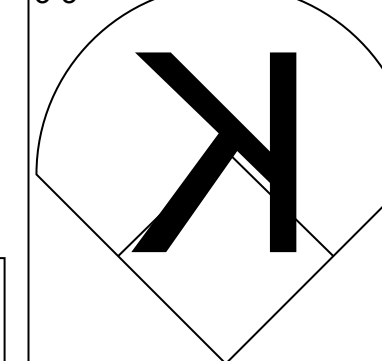
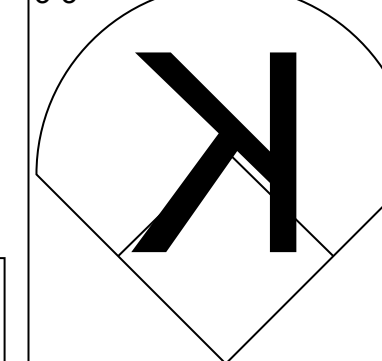
Batter	1	2	3	4	5	6	7	8	9	AB	R	H	RBI	BB	SO	LOB	BOTTOM								
Shannon Stewart, R OBP: 0.392, SLG: 0.465 (1, 7)	G6-3								F9	5	1	3	2	0	0	0	Minnesota Twins @ Toronto Blue Jays SkyDome, Toronto, ON Fri Apr 11 2003, 7:05 PM EDT Att: 13,237 - Dome - 72 F								
Frank Catalanotto, L OBP: 0.361, SLG: 0.515 (1, 9)	K									3	0	1	2	0	2	1									
10 Vernon Wells, R OBP: 0.319, SLG: 0.595 (1, 8)	F9									4	0	0	0	0	1	3									
Carlos Delgado, L OBP: 0.432, SLG: 0.692 (1, 3)										3	0	1	0	1	0	1									
Josh Phelps, R OBP: 0.341, SLG: 0.412 (1, 10)										4	0	1	0	0	2	3									
Eric Hinske, L OBP: 0.176, SLG: 0.250 Dave Berg, R OBP: 0.286, SLG: 0.583 (8, FH) (9, 5)										3	0	0	0	0	1	2									
Tom Wilson, R OBP: 0.333, SLG: 0.368 (1, 2)										3	1	1	0	1	1	1									
Chris Woodward, R OBP: 0.324, SLG: 0.400 (1, 6)										4	0	0	0	0	1	3									
Mike Bordick, R OBP: 0.500, SLG: 0.545 (1, 4)										3	2	1	0	1	1	0									
Inning Stats	R: 0 E: 0 K: 1 S: 8	H: 1 LOB: 0 BB: 0 P: 12	R: 0 E: 0 K: 1 S: 5	H: 1 LOB: 0 BB: 0 P: 5	R: 2 E: 0 K: 0 S: 13	H: 2 LOB: 1 BB: 1 P: 24	R: 0 E: 0 K: 0 S: 9	H: 1 LOB: 2 BB: 1 P: 19	R: 2 E: 0 K: 1 S: 17	H: 3 LOB: 1 BB: 0 P: 27	R: 0 E: 0 K: 2 S: 7	H: 0 LOB: 0 BB: 0 P: 10	R: 0 E: 0 K: 2 S: 9	H: 1 LOB: 1 BB: 0 P: 11	R: 0 E: 0 K: 2 S: 9	H: 0 LOB: 1 BB: 1 P: 18		R: 0 E: 0 K: 0 S: 8	H: 0 LOB: 0 BB: 0 P: 12	1B: 4 2B: 3 HR: 0	SF: 1 SAC: 0 HBP: 0	WP: 0 PB: 0 SB: 0 CS: 0	PA: 37		
PITCHER	IP	WLS	BF	H	R	ER	SO	BB	IBB	HBP	BLK	WP	HR	S	P	ERA	WHIP								
Kenny Rogers, L ERA: 6.3 (1, 1)	6.0	W	26	7	4	4	5	2	0	0	0	0	0	9	11	0.00	1.500								
LaTroy Hawkins, R ERA: (7, 1)	1.0	H	4	1	0	0	2	0	0	0	0	0	0	9	11	0.00	1.000								
J.C. Romero, L ERA: (8, 1)	1.0	H	4	0	0	0	2	1	0	0	0	0	0	9	18	0.00	1.000								
Eddie Guardado, L ERA: 2.25 (9, 1)	1.0	S	3	0	0	0	0	0	0	0	0	0	0	8	12	0.00	0.000								

AB	38
R	6
H	12
RBI	6
BB	1
SO	12
LOB	14



AB	33
R	4
H	8
RBI	4
BB	3
SO	9
LOB	15

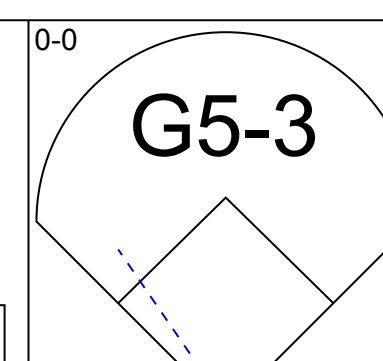
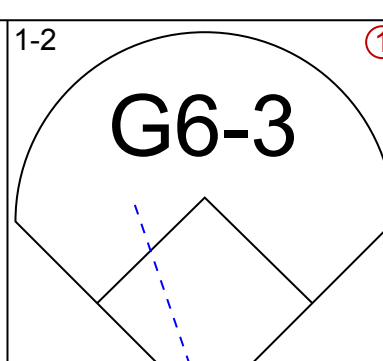
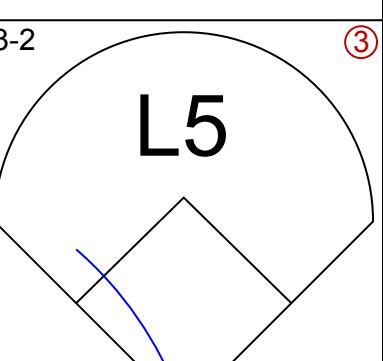
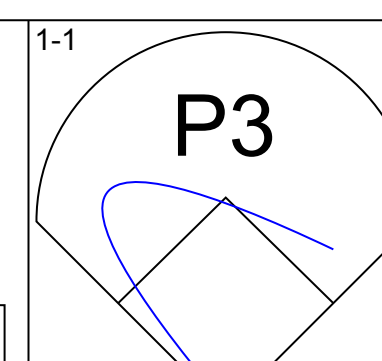
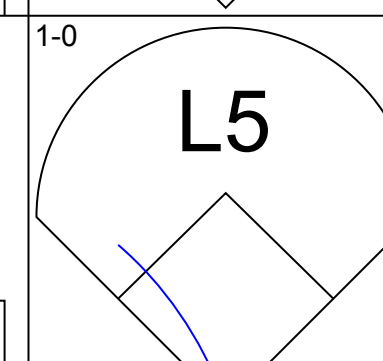
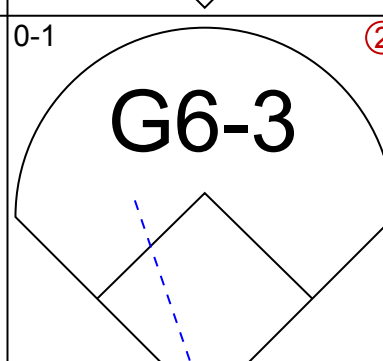
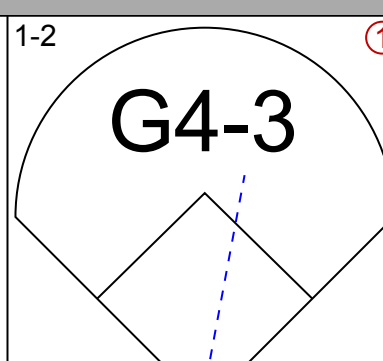
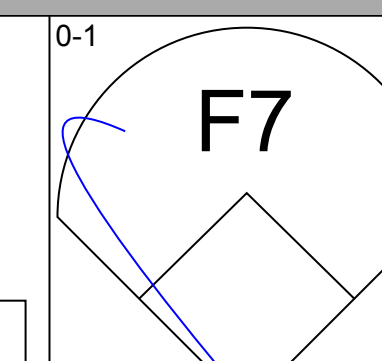
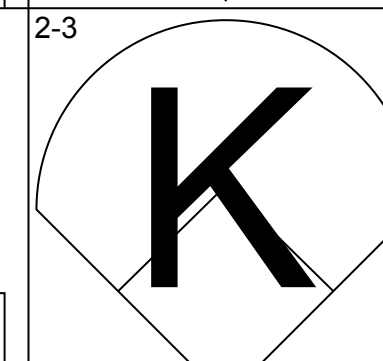
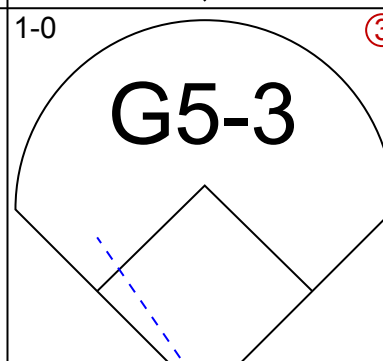
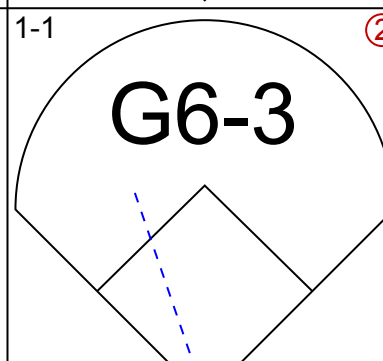
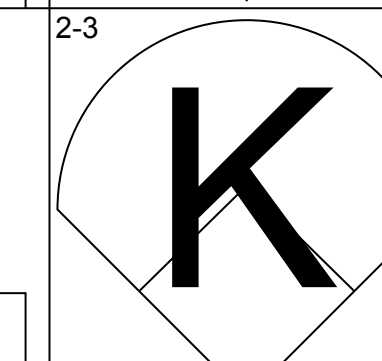
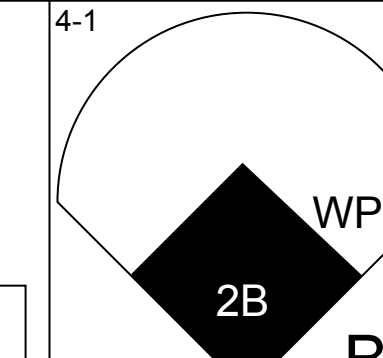
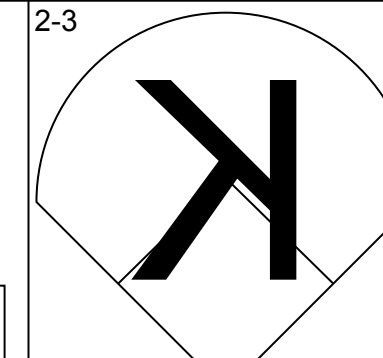
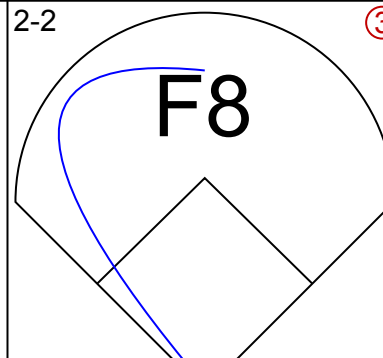
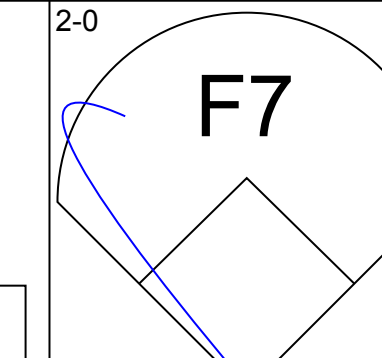
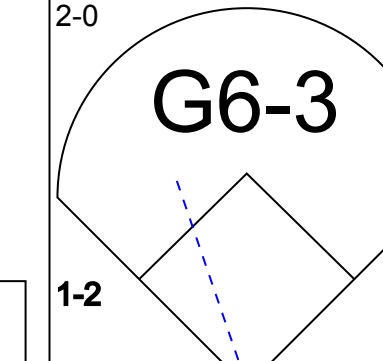
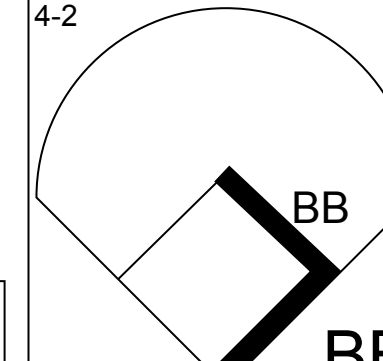
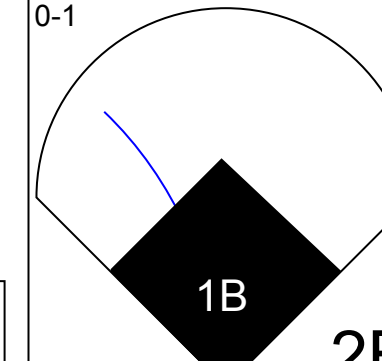
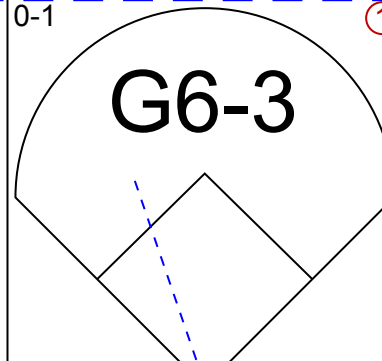
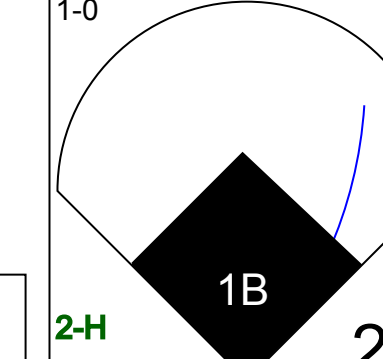
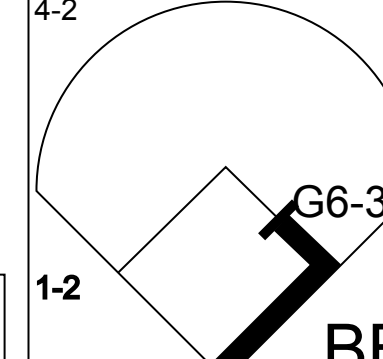
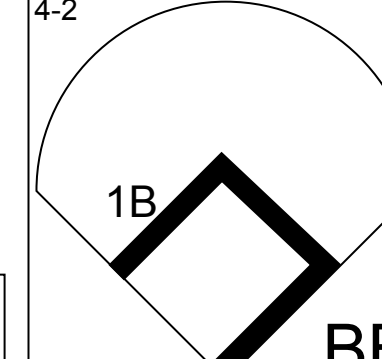
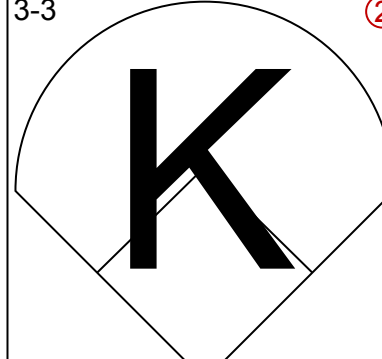
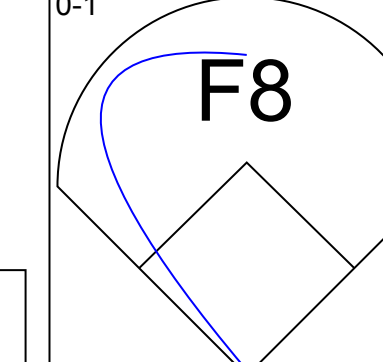
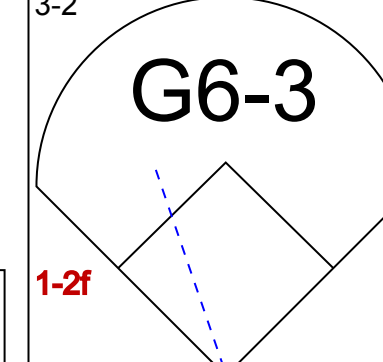
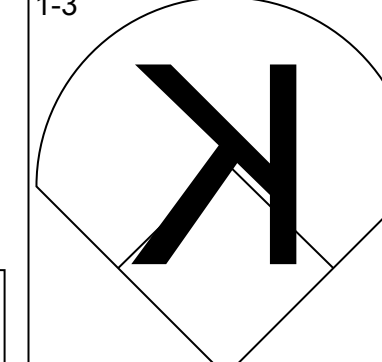
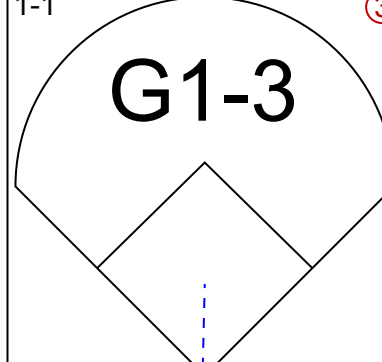
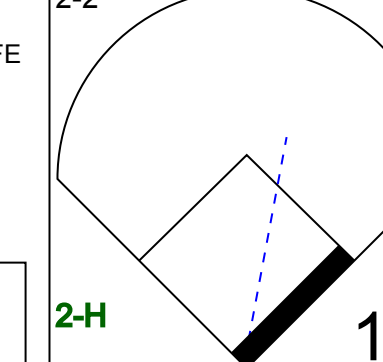
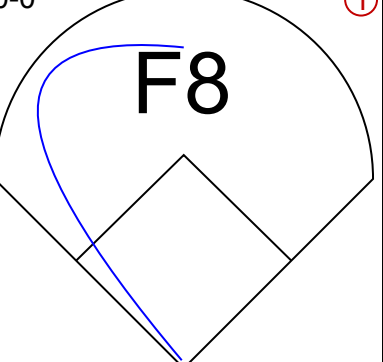
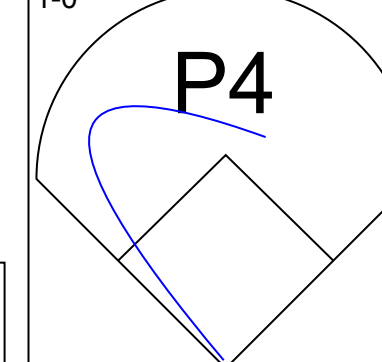
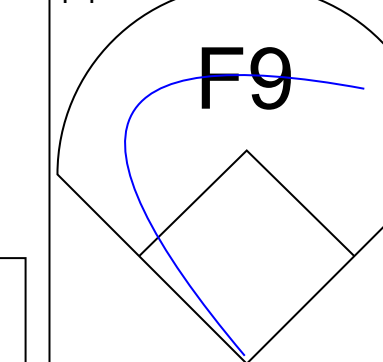
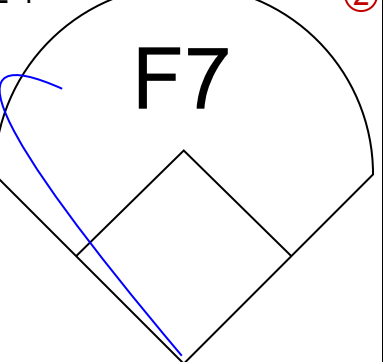
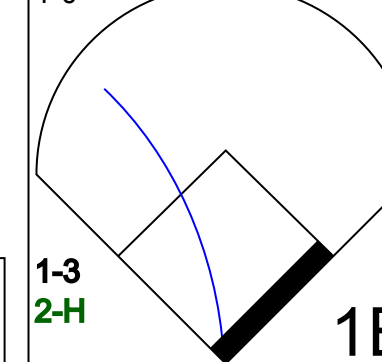
WP	0	PA	37
PB	0		
SB	0		
CS	0		

Batter	1	2	3	4	5	6	7	8	9	AB	R	H	RBI	BB	SO	LOB	TOP								
Jacque Jones, L (1, 7) OBP: 0.388, SLG: 0.545 Dustan Mohr, R (9, PH) OBP: 0.150, SLG: 0.300			 1B					 HBP		3	2	1	0	0	1	1									
Cristian Guzman, S (1, 6) OBP: 0.308, SLG: 0.447			 2B			 2B		 HR		4	3	3	1	0	1	0									
Corey Koskie, L (1, 5) OBP: 0.341, SLG: 0.432			 2B			 2B				4	0	1	1	0	1	3									
Tori Hunter, R (1, 8) OBP: 0.167, SLG: 0.186							 2B			3	0	0	1	0	2	2									
Doug Mientkiewicz, L (1, 3) OBP: 0.340, SLG: 0.532	 G6-4-3		 G6-4-3					 HR		4	1	2	1	0	0	0									
Matthew LeCroy, R (1, 10) OBP: 0.212, SLG: 0.344	 G6-4-3							 HR		4	1	1	3	0	2	1									
5 Michael Cuddyer, R (1, 9) OBP: 0.278, SLG: 0.344										4	1	1	1	0	2	0									
Tom Prince, R (1, 2) OBP: 0.429, SLG: 0.333			 G5-3		 1B					4	1	2	0	0	1	0									
Luis Rivas, R (1, 4) OBP: 0.257, SLG: 0.294			 2H		 1-2					4	0	0	1	0	2	1									
Inning Stats	R: 0 E: 0 K: 2 S: 9	H: 0 LOB: 0 BB: 0 P: 13	R: 0 E: 0 K: 1 S: 9	H: 1 LOB: 0 BB: 0 P: 14	R: 3 E: 1 K: 1 S: 12	H: 4 LOB: 1 BB: 0 P: 22	R: 0 E: 0 K: 1 S: 8	H: 0 LOB: 0 BB: 0 P: 13	R: 0 E: 0 K: 1 S: 8	H: 1 LOB: 1 BB: 0 P: 14	R: 1 E: 0 K: 0 S: 11	H: 1 LOB: 0 BB: 0 P: 11	R: 1 E: 0 K: 3 S: 11	H: 1 LOB: 0 BB: 0 P: 18	R: 4 E: 0 K: 3 S: 17	H: 3 LOB: 0 BB: 0 P: 24	R: 0 E: 0 K: 1 S: 6	H: 0 LOB: 0 BB: 0 P: 8	1B: 7 2B: 2 3B: 0 HR: 2	SF: 1 SAC: 0 DP: 1 HBP: 1	WP: 1 PB: 1 SB: 1 CS: 0	PA: 37			
PITCHER	IP	WLS	BF	H	R	ER	SO	BB	IBB	HBP	BLK	WP	HR	S	P	ERA	WHIP								
Mark Hendrickson, L (1, 1) ERA: 8.59	6.1	L	25	8	5	5	7	0	0	0	0	1	1	61	94	7.11	1.263								
Aquilino Lopez, R (7, 1) ERA:	0.2		2	0	0	0	2	0	0	0	0	0	0	7	11	0.00	0.000								
Trever Miller, L (8, 1) ERA: 12.0	0.1		3	1	2	2	1	0	0	1	0	0	0	8	13	54.00	3.000								
Doug Linton, R (8, 1) ERA: 3.18	1.2		7	2	2	2	3	0	0	0	0	0	1	15	19	10.80	1.200								

Minnesota Twins @ Toronto Blue Jays
SkyDome, Toronto, ON
Sun Apr 13 2003, 1:05 PM EDT
Att: 13,333 - Dome - 72 F

AB 35
R 9
H 11
RBI 9
BB 0
SO 13
LOB 8



Batter	1	2	3	4	5	6	7	8	9	AB	R	H	RBI	BB	SO	LOB	BOTTOM								
Shannon Stewart, R (1, 7) OBP: 0.367, SLG: 0.431										4	0	0	0	0	0	2									
Frank Catalanotto, L (1, 9) OBP: 0.311, SLG: 0.500										4	0	0	0	0	0	0									
10 Vernon Wells, R (1, 8) OBP: 0.339, SLG: 0.580										4	0	0	0	0	2	0									
Carlos Delgado, L (1, 3) OBP: 0.453, SLG: 0.636		 2B								3	1	0	0	1	1	0									
Josh Phelps, R (1, 10) OBP: 0.360, SLG: 0.415		 1-2		 BB			 2B			3	1	1	0	1	0	1									
Eric Hinske, L (1, 5) OBP: 0.244, SLG: 0.378		 2B		 BB		 BB				2	1	1	1	2	1	0									
Greg Myers, L (1, 2) OBP: 0.304, SLG: 0.455 Tom Wilson, R (7, PH) OBP: 0.333, SLG: 0.409				 1-2						2	0	0	0	0	0	3									
Orlando Hudson, S (1, 4) OBP: 0.317, SLG: 0.314		 2H								3	0	1	1	0	0	2									
Chris Woodward, R (1, 6) OBP: 0.318, SLG: 0.366							 1-3			3	0	1	1	0	0	1									
Inning Stats	R: 0 E: 0 K: 1 S: 5	H: 2 LOB: 1 BB: 1 P: 20	R: 2 E: 0 K: 0 S: 10	H: 2 LOB: 1 BB: 1 P: 20	R: 0 E: 0 K: 0 S: 9	H: 0 LOB: 0 BB: 0 P: 11	R: 0 E: 0 K: 1 S: 11	H: 0 LOB: 1 BB: 2 P: 24	R: 0 E: 0 K: 0 S: 8	H: 0 LOB: 0 BB: 0 P: 13	R: 1 E: 0 K: 1 S: 12	H: 2 LOB: 2 BB: 1 P: 20	R: 0 E: 0 K: 1 S: 6	H: 0 LOB: 0 BB: 0 P: 10	R: 0 E: 0 K: 1 S: 9	H: 0 LOB: 0 BB: 0 P: 13	1B: 2 2B: 2 3B: 0 HR: 0	SF: 0 SAC: 0 DP: 1 HBP: 0	WP: 1 PB: 0 SB: 0 CS: 0	PA: 34					
PITCHER	IP	WLS	BF	H	R	ER	SO	BB	IBB	HBP	BLK	WP	HR	S	P	ERA	WHIP								
Joe Mays, R (1, 1) ERA: 6.19	6.0	W	24	3	3	3	2	4	0	0	0	0	0	56	97	4.50	1.167								
Johan Santana, L (7, 1) ERA:	2.0	H	7	1	0	0	2	0	0	0	0	0	0	14	22	0.00	0.500								
Juan Rincon, R (9, 1) ERA:	1.0		3	0	0	0	1	0	0	0	0	0	0	9	13	0.00	0.000								

Minnesota Twins @ Toronto Blue Jays
SkyDome, Toronto, ON
Sun Apr 13 2003, 1:05 PM EDT
Att: 13,333 - Dome - 72 F

AB 30
R 3
H 4
RBI 3
BB 4
SO 5
LOB 11



Batter	1	2	3	4	5	6	7	8	9	AB R H RBI BB SO LOB	TOP							
Shannon Stewart, R OBP: 0.386, SLG: 0.424	F9			F9		G6-3			G4-6-3 BB	3 0 0 0 1 0 0	Toronto Blue Jays @ New York Yankees Yankee Stadium, Bronx, NY Tue Apr 15 2003, 7:05 PM EDT Att: 33,833 - Sunny - 77 F							
Frank Catalanotto, L OBP: 0.327, SLG: 0.471	G4-3 BB			1B			F8		G4-6-3 1-2	3 0 1 0 1 0 1								
10 Vernon Wells, R OBP: 0.318, SLG: 0.542	G4-3 1-2			K			F9		K	4 0 0 0 0 2 2								
Carlos Delgado, L OBP: 0.475, SLG: 0.640		K		F9			K			3 0 0 0 0 2 1								
Josh Phelps, R OBP: 0.345, SLG: 0.362		K			K					3 0 0 0 0 3 0								
Eric Hinske, L OBP: 0.265, SLG: 0.378		K			F8			1B		3 0 1 0 0 1 0								
Greg Myers, L OBP: 0.296, SLG: 0.423			G3		K			1B 1B		3 0 1 0 0 1 0								
Orlando Hudson, S OBP: 0.333, SLG: 0.342		P2				K		G4-3 BB		2 0 0 0 1 1 0								
Mike Bordick, R OBP: 0.389, SLG: 0.400	G4-3				G1-3			G4-3 1-2		3 0 0 0 0 0 3								
Inning Stats	R: 0 H: 0 E: 0 K: 0 S: 12	H: 0 LOB: 0 BB: 1 P: 21	R: 0 H: 0 E: 0 K: 3 S: 9	H: 0 LOB: 0 BB: 0 P: 14	R: 0 H: 0 E: 0 K: 0 S: 8	H: 1 LOB: 1 BB: 0 P: 13	R: 0 H: 0 E: 0 K: 1 S: 12	H: 0 LOB: 0 BB: 0 P: 10	R: 0 H: 0 E: 0 K: 1 S: 9	H: 0 LOB: 0 BB: 0 P: 13		R: 0 H: 2 E: 1 K: 1 S: 15	H: 2 LOB: 2 BB: 1 P: 22	R: 0 H: 0 E: 0 K: 1 S: 8	H: 0 LOB: 0 BB: 1 P: 14	1B: 3 2B: 0 3B: 0 HR: 0	SF: 0 SAC: 0 DP: 3 HBP: 0	WP: 0 PB: 0 SB: 0 CS: 0
PITCHER	IP WLS BF H R ER SO BB IBB HBP BLK WP HR S P ERA WHIP												IP WLS BF H R ER SO BB IBB HBP BLK WP HR S P ERA WHIP					
35 Mike Mussina, R ERA: 1.64	(1, 1) 8.0 W 27 3 0 0 9 2 0 0 0 0 0 0 79 115 0.00 0.625																	
Jason Anderson, R ERA: 11.57	(9, 1) 1.0 3 0 0 0 1 1 0 0 0 0 0 0 8 14 0.00 1.000																	

AB	27
R	0
H	3
RBI	0
BB	3
SO	10
LOB	7



Batter	1	2	3	4	5	6	7	8	9	AB R H RBI BB SO LOB	BOTTOM							
Alfonso Soriano, R OBP: 0.394, SLG: 0.590	1B 25 BB	G3-1			K		K	L8		5 1 1 0 0 2 4	Toronto Blue Jays @ New York Yankees Yankee Stadium, Bronx, NY Tue Apr 15 2003, 7:05 PM EDT Att: 33,833 - Sunny - 77 F							
Nick Johnson, L OBP: 0.370, SLG: 0.475	K	K			F7		1B 2B			4 1 1 1 0 2 3								
25 Jason Giambi, L OBP: 0.410, SLG: 0.400	1B 1-2 BB		G4-3		G3-1		K			3 0 0 0 1 1 1								
Bernie Williams, S OBP: 0.508, SLG: 0.640	1B 1-2 2H		G4-3			1B 55 G5-3	1B 55 1B			4 1 3 2 0 0 0								
55 Hideki Matsui, L OBP: 0.367, SLG: 0.472	F5		G4-3			G5-3	1B			4 0 1 0 0 0 3								
20 Jorge Posada, S OBP: 0.388, SLG: 0.725	G4-3			HR		1B IBB	F8			3 1 1 1 1 0 4								
Robin Ventura, L OBP: 0.308, SLG: 0.500		G3-1 HBP		G3-1		1B G6-4-3	1B			4 0 3 1 0 0 0								
Raul Mondesi, R OBP: 0.352, SLG: 0.551		F8		G6-4-3 1B		G6-4-3	K			4 0 1 0 0 1 4								
Erick Almonte, R OBP: 0.342, SLG: 0.429		G3-1 HBP		G6-4-3			1B S 2B	P4		3 1 1 0 0 0 2								
Inning Stats	R: 1 H: 2 E: 0 K: 1 S: 14	H: 2 LOB: 2 BB: 1 P: 22	R: 0 H: 1 E: 0 K: 1 S: 10	H: 1 LOB: 2 BB: 0 P: 16	R: 0 H: 0 E: 0 K: 0 S: 6	H: 0 LOB: 0 BB: 0 P: 7	R: 1 H: 2 E: 0 K: 0 S: 6	H: 2 LOB: 1 BB: 1 P: 9	R: 0 H: 0 E: 0 K: 1 S: 9	H: 0 LOB: 0 BB: 0 P: 13		R: 1 H: 2 E: 0 K: 2 S: 19	H: 4 LOB: 2 BB: 0 P: 25	R: 0 H: 1 E: 0 K: 1 S: 9	H: 1 LOB: 1 BB: 0 P: 9	1B: 10 2B: 1 3B: 0 HR: 1	SF: 0 SAC: 0 DP: 2 HBP: 1	WP: 0 PB: 0 SB: 1 CS: 0
PITCHER	IP WLS BF H R ER SO BB IBB HBP BLK WP HR S P ERA WHIP												IP WLS BF H R ER SO BB IBB HBP BLK WP HR S P ERA WHIP					
32 Roy Halladay, R ERA: 4.44	(1, 1) 6.2 L 31 10 5 5 5 1 1 1 0 0 0 0 65 98 6.75 1.650																	
Doug Creek, L ERA: 5.4	(7, 1) 0.1 2 1 0 0 0 0 0 0 0 0 0 3 5 0.00 3.000																	
Aquilino Lopez, R ERA: 6.23	(8, 1) 1.0 4 1 0 0 1 0 0 0 0 0 0 0 9 9 0.00 1.000																	

AB	34
R	5
H	12
RBI	5
BB	2
SO	6
LOB	21



Batter	1	2	3	4	5	6	7	8	9	AB	R	H	RBI	BB	SO	LOB	TOP										
Shannon Stewart, R OBP: 0.367, SLG: 0.412										4	0	1	0	0	0	0	Toronto Blue Jays @ New York Yankees Yankee Stadium, Bronx, NY Thu Apr 17 2003, 1:05 PM EDT Att: 32,057 - Cloudy - 43 F										
Frank Catalanotto, L OBP: 0.355, SLG: 0.456										4	0	0	0	0	0	1											
10 Vernon Wells, R OBP: 0.333, SLG: 0.544										4	0	1	0	0	1	2											
Carlos Delgado, L OBP: 0.500, SLG: 0.679										2	0	1	0	2	0	1											
Josh Phelps, R OBP: 0.343, SLG: 0.357										4	0	1	0	0	2	4											
3 Reed Johnson, R (9, PR)										0	0	0	0	0	0	0											
Eric Hinske, L OBP: 0.255, SLG: 0.370										4	0	1	0	0	1	2											
Greg Myers, L OBP: 0.300, SLG: 0.393										2	0	0	0	1	0	1											
Tom Wilson, R OBP: 0.400, SLG: 0.548										1	0	0	0	0	0	2											
Orlando Hudson, S OBP: 0.283, SLG: 0.283										3	0	0	0	0	1	1											
Mike Bordick, R OBP: 0.346, SLG: 0.348										3	0	0	0	0	1	1											
Inning Stats	R: 0 H: 1 E: 1 K: 1 S: 10	H: 1 LOB: 2 BB: 1 P: 17	R: 0 H: 0 E: 0 K: 1 S: 10	H: 0 LOB: 1 BB: 1 P: 17	R: 0 H: 0 E: 0 K: 1 S: 10	H: 0 LOB: 0 BB: 0 P: 15	R: 0 H: 1 E: 0 K: 2 S: 12	H: 0 LOB: 0 BB: 0 P: 15	R: 0 H: 1 E: 0 K: 1 S: 12	H: 0 LOB: 1 BB: 0 P: 19	R: 0 H: 0 E: 0 K: 0 S: 5	H: 0 LOB: 0 BB: 0 P: 6	R: 0 H: 0 E: 0 K: 0 S: 7	H: 0 LOB: 0 BB: 0 P: 11	R: 0 H: 2 E: 0 K: 0 S: 10	H: 2 LOB: 2 BB: 0 P: 15	1B: 3 2B: 2 3B: 0 HR: 0	SF: 0 SAC: 0 DP: 2 HBP: 0	WP: 0 PB: 0 SB: 0 CS: 0	PA: 34							
PITCHER	IP	WLS	BF	H	R	ER	SO	BB	IBB	HBP	BLK	WP	HR	S	P	ERA	WHIP										
Jeff Weaver, R ERA: 2.95	(1, 1)	7.2	W	28	3	0	6	3	0	0	0	0	0	75	120	0.00	0.783										
Chris Hammond, L ERA: 2.57	(8, 1)	1.1		6	2	0	0	0	0	0	0	0	0	11	16	0.00	1.500										

Batter	1	2	3	4	5	6	7	8	9	AB	R	H	RBI	BB	SO	LOB	BOTTOM										
Alfonso Soriano, R OBP: 0.408, SLG: 0.652										3	1	1	1	1	0	1	Toronto Blue Jays @ New York Yankees Yankee Stadium, Bronx, NY Thu Apr 17 2003, 1:05 PM EDT Att: 32,057 - Cloudy - 43 F										
Todd Zeile, R OBP: 0.250, SLG: 0.571										3	1	0	0	1	1	2											
25 Jason Giambi, L OBP: 0.400, SLG: 0.396										3	1	0	0	1	0	1											
Bernie Williams, S OBP: 0.486, SLG: 0.579										2	0	0	0	2	0	0											
55 Hideki Matsui, L OBP: 0.377, SLG: 0.467										3	0	1	2	1	1	0											
Raul Mondesi, R OBP: 0.387, SLG: 0.625										4	1	2	1	0	1	5											
Nick Johnson, L OBP: 0.382, SLG: 0.435										2	0	0	0	2	0	1											
John Flaherty, R OBP: 0.385, SLG: 0.417										4	0	0	0	0	0	4											
Erick Almonte, R OBP: 0.304, SLG: 0.372										4	0	0	0	0	4	4											
Inning Stats	R: 0 H: 0 E: 0 K: 0 S: 12	H: 0 LOB: 0 BB: 0 P: 16	R: 0 H: 1 E: 0 K: 1 S: 9	H: 1 LOB: 0 BB: 0 P: 12	R: 0 H: 0 E: 0 K: 1 S: 10	H: 0 LOB: 0 BB: 1 P: 18	R: 0 H: 0 E: 0 K: 0 S: 11	H: 0 LOB: 0 BB: 0 P: 19	R: 1 H: 1 E: 0 K: 1 S: 9	H: 1 LOB: 0 BB: 0 P: 13	R: 3 H: 2 E: 0 K: 2 S: 15	H: 2 LOB: 3 BB: 4 P: 34	R: 0 H: 0 E: 0 K: 1 S: 10	H: 0 LOB: 3 BB: 2 P: 23	R: 0 H: 0 E: 0 K: 1 S: 10	H: 0 LOB: 1 BB: 1 P: 14		1B: 1 2B: 1 3B: 0 HR: 2	SF: 0 SAC: 0 DP: 0 HBP: 1	WP: 0 PB: 0 SB: 1 CS: 0	PA: 37						
PITCHER	IP	WLS	BF	H	R	ER	SO	BB	IBB	HBP	BLK	WP	HR	S	P	ERA	WHIP										
Pete Walker, R ERA: 2.6	(1, 1)	5.0	L	20	3	3	3	2	0	0	0	0	0	6	15	∞	∞										
Doug Creek, L ERA: 7.2	(6, 1)	0.0		3	1	1	1	2	0	0	0	0	0	6	15	∞	∞										
Aquilino Lopez, R ERA: 4.5	(6, 1)	1.2		8	0	0	3	1	1	1	0	0	0	14	27	0.00	0.600										
Doug Linton, R ERA: 2.25	(7, 1)	1.1		6	0	0	1	2	0	0	0	0	0	13	23	0.00	1.500										

AB	31
R	0
H	5
RBI	0
BB	3
SO	6
LOB	15



AB	28
R	4
H	4
RBI	4
BB	8
SO	7
LOB	18




Batter	1	2	3	4	5	6	7	8	9	AB	R	H	RBI	BB	SO	LOB	TOP			
Shannon Stewart, R (1, 7) OBP: 0.381, SLG: 0.408										3	1	1	0	1	2	1	Toronto Blue Jays @ Boston Red Sox Fenway Park, Boston, MA Fri Apr 18 2003, 7:05 PM EDT Att: 31,440 - Cloudy - 41 F			
Frank Catalanotto, L (1, 9) OBP: 0.333, SLG: 0.458										4	1	3	0	0	0	1				
10 Vernon Wells, R (1, 8) OBP: 0.316, SLG: 0.514										4	0	0	0	0	1	6				
Carlos Delgado, L (1, 3) OBP: 0.514, SLG: 0.695										3	1	2	2	1	0	0				
Josh Phelps, R (1, 10) OBP: 0.352, SLG: 0.356										3	0	1	1	1	0	2				
Eric Hinske, L (1, 5) OBP: 0.242, SLG: 0.345										4	0	0	0	0	2	4				
Tom Wilson, R (1, 2) OBP: 0.359, SLG: 0.486										4	0	0	0	0	3	0				
Orlando Hudson, S (1, 4) OBP: 0.281, SLG: 0.280										4	0	1	0	0	0	0				
Mike Bordick, R (1, 6) OBP: 0.310, SLG: 0.308										3	0	0	0	0	1	0				
Greg Myers, L (9, PH) OBP: 0.290, SLG: 0.379										1	0	0	0	0	1	1				
Inning Stats	R: 2 E: 0 K: 2 S: 16	H: 3 LOB: 1 BB: 0 P: 27	R: 0 E: 0 K: 0 S: 7	H: 0 LOB: 0 BB: 0 P: 8	R: 1 E: 0 K: 0 S: 11	H: 2 LOB: 2 BB: 1 P: 19	R: 0 E: 0 K: 1 S: 9	H: 0 LOB: 0 BB: 0 P: 13	R: 0 E: 0 K: 2 S: 7	H: 0 LOB: 0 BB: 0 P: 11	R: 0 E: 0 K: 1 S: 8	H: 1 LOB: 1 BB: 0 P: 13	R: 0 E: 0 K: 1 S: 6	H: 0 LOB: 0 BB: 0 P: 12	R: 0 E: 0 K: 3 S: 11	H: 1 LOB: 1 BB: 0 P: 16	1B: 7 2B: 1 3B: 0 HR: 0	SF: 0 SAC: 0 DP: 2 HBP: 1	WP: 2 PB: 2 SB: 0 CS: 0	PA: 37
PITCHER	IP WLS BF H R ER SO BB IBB HBP BLK WP HR S P ERA WHIP																			
49 Tim Wakefield, R (1, 1) ERA: 4.05	7.0 W 30 7 3 2 6 3 0 1 0 0 0 65 106 2.57 1.429																			
Kevin Tolar, L (8, 1) ERA:	1.0 H 3 0 0 0 1 0 0 0 0 0 0 6 12 0.00 0.000																			
Chad Fox, R (9, 1) ERA: 4.5	1.0 4 1 0 0 3 0 0 0 0 0 0 11 16 0.00 1.000																			

Batter	1	2	3	4	5	6	7	8	9	AB	R	H	RBI	BB	SO	LOB	BOTTOM			
Damian Jackson, R (1, 8) OBP: 0.385, SLG: 0.333										3	0	2	0	1	0	0	Toronto Blue Jays @ Boston Red Sox Fenway Park, Boston, MA Fri Apr 18 2003, 7:05 PM EDT Att: 31,440 - Cloudy - 41 F			
Todd Walker, L (1, 4) OBP: 0.348, SLG: 0.387										4	1	2	0	1	1	3				
Nomar Garciaparra, R (1, 6) OBP: 0.346, SLG: 0.599										4	2	1	0	1	0	5				
Manny Ramirez, R (1, 7) OBP: 0.342, SLG: 0.446										3	0	0	0	2	0	3				
Kevin Millar, R (1, 3) OBP: 0.483, SLG: 0.788										3	1	1	2	1	1	3				
Shea Hillenbrand, R (1, 5) OBP: 0.353, SLG: 0.459										4	0	2	2	0	0	2				
34 David Ortiz, L (1, 10) OBP: 0.324, SLG: 0.290										2	0	0	0	1	0	2				
Bill Mueller, S (7, PH) OBP: 0.355, SLG: 0.429										1	0	0	0	0	1	2				
Trot Nixon, L (1, 9) OBP: 0.451, SLG: 0.524										3	1	0	0	1	0	2				
Doug Mirabeli, R (1, 2) OBP: 0.227, SLG: 0.524										4	2	3	2	0	0	0				
Inning Stats	R: 0 E: 0 K: 1 S: 11	H: 1 LOB: 2 BB: 1 P: 19	R: 0 E: 0 K: 0 S: 7	H: 0 LOB: 1 BB: 1 P: 11	R: 0 E: 0 K: 0 S: 3	H: 0 LOB: 0 BB: 1 P: 7	R: 1 E: 0 K: 0 S: 12	H: 2 LOB: 1 BB: 0 P: 18	R: 0 E: 0 K: 1 S: 7	H: 2 LOB: 2 BB: 0 P: 11	R: 1 E: 0 K: 0 S: 13	H: 2 LOB: 1 BB: 0 P: 19	R: 3 E: 0 K: 1 S: 16	H: 1 LOB: 2 BB: 4 P: 39	R: 2 E: 0 K: 0 S: 11	H: 3 LOB: 1 BB: 1 P: 24	1B: 9 2B: 0 3B: 0 HR: 2	SF: 0 SAC: 1 DP: 3 HBP: 0	WP: 2 PB: 0 SB: 1 CS: 0	PA: 40
PITCHER	IP WLS BF H R ER SO BB IBB HBP BLK WP HR S P ERA WHIP																			
Mark Hendrickson, L (1, 1) ERA: 6.97	6.0 26 7 2 2 2 2 3 0 0 0 0 1 53 85 3.00 1.667																			
Jeff Tam, R (7, 1) ERA: 6.48	0.2 L 7 1 3 3 0 3 1 0 0 0 1 0 10 32 40.50 6.000																			
Trevor Miller, L (7, 1) ERA: 3.0	0.1 2 0 1 1 1 1 0 0 0 0 0 0 6 11 27.00 3.000																			
Doug Linton, R (8, 1) ERA: 3.0	1.0 5 3 1 1 0 0 0 0 0 0 0 1 11 20 9.00 3.000																			

Batter	1	2	3	4	5	6	7	8	9	AB	R	H	RBI	BB	SO	LOB	TOP
Shannon Stewart, R OBP: 0.371, SLG: 0.395	1-3 K		0-1 G6-3	0-0 1B		3-1 F8		0-0 F9		5	0	1	1	0	1	1	
Frank Catalanotto, L OBP: 0.338, SLG: 0.469	2-1 G6-3		2-0 G4-3	1-1 1B		2-1 2B		2-2 P6		5	0	2	0	0	0	0	
10 Vernon Wells, R OBP: 0.310, SLG: 0.494	1-1 G6-3		3-1 1B	1-2 F8		1-3 K		0-0 P6		5	0	1	0	0	1	4	
Carlos Delgado, L OBP: 0.494, SLG: 0.656		2-3 K	1-3 K		0-0 G4-3		0-0 F8		3-2 1B	5	0	1	0	0	2	1	
Josh Phelps, R OBP: 0.355, SLG: 0.375	2-1 1B PB			3-2 E	2-3 K		1-3 K		0-1 F9	5	1	2	0	0	2	1	
Eric Hinske, L OBP: 0.258, SLG: 0.355	1-2 SAFE		0-1 F7	3-1 BB		2-2 F7				4	0	2	0	0	0	1	
Greg Myers, L OBP: 0.343, SLG: 0.367	4-1 BB		4-2 E	4-0 BB				1-3 K		1	1	0	0	3	1	0	
Chris Woodward, R OBP: 0.340, SLG: 0.340	2-3 K		3-2 E	1-1 L4				4-2 BB		3	0	0	0	1	1	6	
Orlando Hudson, S OBP: 0.262, SLG: 0.259	0-0 G3-1		1-1 F8		1-0 G1-3			1-1 F8		4	0	0	0	0	0	6	
Inning Stats	R: 0 H: 0 E: 0 K: 1 S: 7	H: 2 R: 0 ER: 0 LOB: 3 P: 11	H: 1 R: 0 ER: 0 LOB: 1 P: 14	H: 3 R: 2 ER: 1 LOB: 3 P: 34	H: 1 R: 0 ER: 0 LOB: 2 P: 18	H: 1 R: 0 ER: 0 LOB: 1 P: 16	H: 0 R: 0 ER: 0 LOB: 0 P: 11	H: 0 R: 0 ER: 0 LOB: 1 P: 14	H: 1 R: 0 ER: 0 LOB: 1 P: 16	1B: 7 2B: 2 3B: 0 HR: 0	SF: 0 SAC: 0 DP: 0 HBP: 0	WP: 0 PB: 1 SB: 0 CS: 0	PA: 41				
PITCHER	IP WLS BF H R ER SO BB IBB HBP BLK WP HR S P ERA WHIP																
Derek Lowe, R ERA: 3.86	5.0 W 26 7 2 0 5 3 0 0 0 0 0 0 59 103 0.00 2.000																
Jason Shiell, R ERA	3.0 11 1 0 0 3 1 0 0 0 0 0 0 25 41 0.00 0.667																
Brandon Lyon, R ERA: 1.0	1.0 4 1 0 0 0 0 0 0 0 0 0 0 11 16 0.00 1.000																

Toronto Blue Jays @ Boston Red Sox
Fenway Park, Boston, MA
Sat Apr 19 2003, 1:20 PM EDT
Att: 32,329 - Cloudy - 45 F


AB	37
R	2
H	9
RBI	1
BB	4
SO	8
LOB	20



Batter	1	2	3	4	5	6	7	8	9	AB	R	H	RBI	BB	SO	LOB	BOTTOM
18 Johnny Damon, L OBP: 0.316, SLG: 0.515	4-2 FC5		1-2 2B	2-2 G3-1	1-0 E3		1-2 FC4			4	1	2	0	1	0	1	
Todd Walker, L OBP: 0.385, SLG: 0.409	1-2 FC5		2-1 F9	0-0 F9	4-2 BB		2-0 F8			4	1	2	2	1	0	2	
Nomar Garciaparra, R OBP: 0.337, SLG: 0.539	0-1 FC5		0-0 F9	4-2 HBP	2-2 F7		2-2 FC4			4	0	0	0	1	0	6	
Manny Ramirez, R OBP: 0.346, SLG: 0.435	1-0 G6-4-3		2-3 K	1-1 HBP		2-1 G3-1		3-3 K		4	0	1	0	0	2	3	
Kevin Millar, R OBP: 0.462, SLG: 0.732		2-0 F7	4-1 3B	1-1 F9		1-3 K		3-1 F7		4	1	0	0	1	1	4	
Trot Nixon, L OBP: 0.484, SLG: 0.587		3-2 2B	3-2 E		3-1 F7		4-0 G3-1		1-0 G4-3	4	1	2	2	1	0	0	
Bill Mueller, S OBP: 0.343, SLG: 0.387		0-0 F8	4-1 S		2-3 K		2-2 G3-1			3	0	0	0	1	1	3	
Jeremy Giambi, L OBP: 0.333, SLG: 0.286		3-2 G4-3	3-1 F7		4-2 1B		0-0 G4-3			3	1	0	0	1	0	4	
Jason Varitek, S OBP: 0.385, SLG: 0.545			1-1 E		2-2 P5					3	2	1	0	0	0	0	
Inning Stats	R: 0 H: 1 E: 0 K: 0 S: 9	H: 1 R: 0 ER: 0 LOB: 1 P: 15	H: 1 R: 0 ER: 0 LOB: 0 P: 19	H: 3 R: 5 ER: 0 LOB: 1 P: 37	H: 0 R: 0 ER: 1 LOB: 3 P: 23	H: 1 R: 2 ER: 1 LOB: 2 P: 37	H: 1 R: 0 ER: 0 LOB: 1 P: 23	H: 1 R: 0 ER: 0 LOB: 0 P: 21	H: 0 R: 0 ER: 0 LOB: 0 P: 14	1B: 4 2B: 3 3B: 1 HR: 0	SF: 0 SAC: 0 DP: 1 HBP: 2	WP: 1 PB: 0 SB: 1 CS: 0	PA: 42				
PITCHER	IP WLS BF H R ER SO BB IBB HBP BLK WP HR S P ERA WHIP																
Tanyon Sturtze, R ERA: 5.09	4.2 L 27 6 7 4 2 2 5 0 2 0 0 0 0 64 117 7.71 2.357																
Doug Creek, L ERA: 7.2	0.0 2 0 0 0 0 1 0 0 0 0 0 0 4 9 - - -																
Jeff Tam, R ERA: 5.59	1.1 6 1 0 0 1 0 1 0 0 1 0 0 17 28 0.00 0.750																
Cliff Politte, R ERA: 4.7	1.0 4 1 0 0 0 0 0 0 0 0 0 0 14 21 0.00 1.000																
Kelvim Escobar, R ERA: 18.0	1.0 3 0 0 0 1 0 0 0 0 0 0 0 7 14 0.00 0.000																

Toronto Blue Jays @ Boston Red Sox
Fenway Park, Boston, MA
Sat Apr 19 2003, 1:20 PM EDT
Att: 32,329 - Cloudy - 45 F

AB	33
R	7
H	8
RBI	4
BB	7
SO	4
LOB	23




Batter	1	2	3	4	5	6	7	8	9	AB	R	H	RBI	BB	SO	LOB	TOP			
Shannon Stewart, R (1, 7) OBP: 0.372, SLG: 0.407	0-1 10 PB 3 HBP E 1B		0-1 3 1B 2B	0-0 G6-3		3-3 SAFE K		0-0 G5-3		5	2	2	0	0	1	3				
3 Reed Johnson, R (1, 9) OBP: 0.750, SLG: 0.500 Greg Myers, L (8, 2) OBP: 0.343, SLG: 0.367	2-0 E 10 PB HBP		1-0 CS 2H 1B		0-0 P3		1-2 G6-4-3 HBP			2	0	1	1	0	0	0				
10 Vernon Wells, R (1, 8) OBP: 0.307, SLG: 0.475	4-2 G6-4-3 BB		3-1 P3		1-2 F8		0-1 G6-4-3 1-2			3	0	0	0	1	0	2				
Carlos Delgado, L (1, 3) OBP: 0.470, SLG: 0.618	1-2 L4 2-3 3-H		0-1 F9		1-3 K		1-3 K			4	0	0	0	0	2	3				
Josh Phelps, R (1, 10) OBP: 0.338, SLG: 0.353	0-0 G6-4-3 1-2		0-2 CS 1-2		0-0 G1-3		3-2 F8		2-3 K	4	0	0	0	0	1	2				
Tom Wilson, R (1, 2) OBP: 0.381, SLG: 0.514 Frank Catalanotto, L (8, PH) OBP: 0.333, SLG: 0.462		2-2 2B		0-0 F7		4-1 2B BB		0-3 K		2	1	1	0	1	0	0				
Eric Hinske, L (1, 5) OBP: 0.257, SLG: 0.338		0-0 F8 2B		4-2 S 2B BB		0-3 K		1-2 G6-3		3	1	0	0	1	1	2				
Chris Woodward, R (1, 6) OBP: 0.351, SLG: 0.360		0-0 F9		4-0 2B BB		0-0 1-H 2B		2-3 K		3	1	1	1	1	1	1				
Mike Bordick, R (1, 4) OBP: 0.333, SLG: 0.345		1-1 G6-3		2-1 1-H 2H 2B		4-2 BB		2-3 K		3	0	1	2	1	1	1				
Inning Stats	R: 1 E: 1 K: 0 S: 9	H: 1 LOB: 1 BB: 1 P: 16	R: 0 E: 0 K: 0 S: 10	H: 1 LOB: 1 BB: 0 P: 13	R: 1 E: 0 K: 0 S: 9	H: 2 LOB: 0 BB: 0 P: 13	R: 2 E: 0 K: 1 S: 7	H: 1 LOB: 1 BB: 2 P: 19	R: 0 E: 0 K: 1 S: 17	H: 0 LOB: 0 BB: 0 P: 9	R: 0 E: 0 K: 2 S: 17	H: 0 LOB: 0 BB: 0 P: 31	R: 0 E: 0 K: 2 S: 9	H: 0 LOB: 0 BB: 0 P: 12	R: 0 E: 0 K: 2 S: 8	H: 0 LOB: 0 BB: 0 P: 12	1B: 2 2B: 4 3B: 0 HR: 0	SF: 0 SAC: 0 DP: 2 HBP: 2	WP: 0 PB: 1 SB: 1 CS: 1	PA: 38
PITCHER	IP WLS BF H R ER SO BB IBB HBP BLK WP HR S P ERA WHIP	IP WLS BF H R ER SO BB IBB HBP BLK WP HR S P ERA WHIP	IP WLS BF H R ER SO BB IBB HBP BLK WP HR S P ERA WHIP	IP WLS BF H R ER SO BB IBB HBP BLK WP HR S P ERA WHIP	IP WLS BF H R ER SO BB IBB HBP BLK WP HR S P ERA WHIP	IP WLS BF H R ER SO BB IBB HBP BLK WP HR S P ERA WHIP	IP WLS BF H R ER SO BB IBB HBP BLK WP HR S P ERA WHIP	IP WLS BF H R ER SO BB IBB HBP BLK WP HR S P ERA WHIP	IP WLS BF H R ER SO BB IBB HBP BLK WP HR S P ERA WHIP	IP WLS BF H R ER SO BB IBB HBP BLK WP HR S P ERA WHIP	IP WLS BF H R ER SO BB IBB HBP BLK WP HR S P ERA WHIP	IP WLS BF H R ER SO BB IBB HBP BLK WP HR S P ERA WHIP	IP WLS BF H R ER SO BB IBB HBP BLK WP HR S P ERA WHIP	IP WLS BF H R ER SO BB IBB HBP BLK WP HR S P ERA WHIP	IP WLS BF H R ER SO BB IBB HBP BLK WP HR S P ERA WHIP	IP WLS BF H R ER SO BB IBB HBP BLK WP HR S P ERA WHIP	IP WLS BF H R ER SO BB IBB HBP BLK WP HR S P ERA WHIP			
Casey Fossum, L (1, 1) ERA: 5.16	6.0	28	6	5	4	3	5	0	1	0	0	0	0	61	101	6.00	1.833			
Ramiro Mendoza, R (7, 1) ERA: 14.93	1.0	3	0	0	0	1	0	0	1	0	0	0	0	7	9	0.00	0.000			
50 Mike Timlin, R (8, 1) ERA: 2.63	2.0	W	6	0	0	0	4	0	0	0	0	0	0	17	24	0.00	0.000			

Toronto Blue Jays @ Boston Red Sox
Fenway Park, Boston, MA
Sun Apr 20 2003, 2:05 PM EDT
Att: 29,579 - Cloudy - 50 F

livebaseballscores.com

AB 30
R 5
H 6
RBI 4
BB 5
SO 8
LOB 14




Batter	1	2	3	4	5	6	7	8	9	AB	R	H	RBI	BB	SO	LOB	BOTTOM					
18 Johnny Damon, L (1, 8) OBP: 0.333, SLG: 0.528	1-1 S 1B		1-2 E1		3-3 K		0-0 2B 2B		4-0 IBB	4	1	2	0	1	1	0						
Todd Walker, L (1, 4) OBP: 0.354, SLG: 0.394	0-1 F8		1-2 F7			3-1 FC1-6 1B		2-1 G1-3 G4-3		5	0	1	0	0	0	6						
Nomar Garciaparra, R (1, 6) OBP: 0.341, SLG: 0.590	1 SAFE SAFE K				0-0 G1-3		0-2 FC1-6 2B G4-3		2-1 HR	5	2	2	3	0	1	2						
34 David Ortiz, L (1, 3) OBP: 0.325, SLG: 0.294 Manny Ramirez, R (7, PH) OBP: 0.354, SLG: 0.435	2-3 K				0-1 1B		2-2 G4-3		1-2 IBB	3	0	1	0	0	1	2						
Kevin Millar, R (1, 10) OBP: 0.449, SLG: 0.717		0-0 F8		0-3 K		2-1 1B 2B		2-3 K		4	1	1	1	0	2	3						
Trot Nixon, L (1, 9) OBP: 0.483, SLG: 0.600		2-2 G6-4-3 1B		3-1 1B		2-2 PB 1B		1-2 G3		4	0	3	1	0	0	2						
Shea Hillenbrand, R (1, 5) OBP: 0.347, SLG: 0.446		1-0 G6-4-3 1-2		1-1 G4-3		2-3 K		0-1 SH1-4 1B		4	0	1	0	0	1	4						
Jeremy Giambi, L (1, 7) OBP: 0.333, SLG: 0.368 Bill Mueller, S (8, 5) OBP: 0.343, SLG: 0.387			0-0 G3		2-3 K		1-2 HR		0-0 SH1-4	3	1	1	1	0	1	0						
Jason Varitek, S (1, 2) OBP: 0.375, SLG: 0.521			1-0 G3		0-0 G6-3		1-1 18 2B 1B		3-3 K	4	1	1	0	0	1	1						
Inning Stats	R: 0 E: 0 K: 2 S: 12	H: 1 LOB: 1 BB: 0 P: 17	R: 0 E: 0 K: 0 S: 5	H: 1 LOB: 0 BB: 0 P: 8	R: 0 E: 1 K: 0 S: 10	H: 0 LOB: 1 BB: 0 P: 13	R: 0 E: 0 K: 1 S: 10	H: 2 LOB: 2 BB: 0 P: 14	R: 0 E: 0 K: 2 S: 8	H: 0 LOB: 0 BB: 0 P: 13	R: 2 E: 0 K: 1 S: 20	H: 3 LOB: 1 BB: 0 P: 31	R: 3 E: 0 K: 1 S: 14	H: 4 LOB: 2 BB: 1 P: 23	R: 0 E: 0 K: 1 S: 9	H: 1 LOB: 1 BB: 1 P: 18	R: 1 E: 0 K: 0 S: 2	H: 1 LOB: 0 BB: 0 P: 4	1B: 8 2B: 3 3B: 0 HR: 2	SF: 0 SAC: 1 DP: 1 HBP: 0	WP: 0 PB: 1 SB: 1 CS: 0	PA: 39
PITCHER	IP WLS BF H R ER SO BB IBB HBP BLK WP HR S P ERA WHIP	IP WLS BF H R ER SO BB IBB HBP BLK WP HR S P ERA WHIP	IP WLS BF H R ER SO BB IBB HBP BLK WP HR S P ERA WHIP	IP WLS BF H R ER SO BB IBB HBP BLK WP HR S P ERA WHIP	IP WLS BF H R ER SO BB IBB HBP BLK WP HR S P ERA WHIP	IP WLS BF H R ER SO BB IBB HBP BLK WP HR S P ERA WHIP	IP WLS BF H R ER SO BB IBB HBP BLK WP HR S P ERA WHIP	IP WLS BF H R ER SO BB IBB HBP BLK WP HR S P ERA WHIP	IP WLS BF H R ER SO BB IBB HBP BLK WP HR S P ERA WHIP	IP WLS BF H R ER SO BB IBB HBP BLK WP HR S P ERA WHIP	IP WLS BF H R ER SO BB IBB HBP BLK WP HR S P ERA WHIP	IP WLS BF H R ER SO BB IBB HBP BLK WP HR S P ERA WHIP	IP WLS BF H R ER SO BB IBB HBP BLK WP HR S P ERA WHIP	IP WLS BF H R ER SO BB IBB HBP BLK WP HR S P ERA WHIP	IP WLS BF H R ER SO BB IBB HBP BLK WP HR S P ERA WHIP	IP WLS BF H R ER SO BB IBB HBP BLK WP HR S P ERA WHIP	IP WLS BF H R ER SO BB IBB HBP BLK WP HR S P ERA WHIP					
32 Roy Halladay, R (1, 1) ERA: 4.96	6.1	30	11	5	5	6	0	1	0	0	0	0	0	73	106	7.11	1.737					
Trey Miller, L (7, 1) ERA: 9.0	0.0	1	0	0	0	0	0	1	0	0	0	0	0	4	∞	∞						
Aquilino Lopez, R (7, 1) ERA: 3.52	1.2	7	1	0	0	2	0	1	0	0	0	0	0	15	27	0.00	0.600					
Cliff Politte, R (9, 1) ERA: 5.87	0.0	L	1	1	1	0	0	0	0	0	0	1	2	4	∞	∞						

Toronto Blue Jays @ Boston Red Sox
Fenway Park, Boston, MA
Sun Apr 20 2003, 2:05 PM EDT
Att: 29,579 - Cloudy - 50 F

livebaseballscores.com

AB 36
R 6
H 13
RBI 6
BB 2
SO 8
LOB 20



Batter	1	2	3	4	5	6	7	8	9	AB	R	H	RBI	BB	SO	LOB	TOP										
Shannon Stewart, R OBP: 0.380, SLG: 0.414	0-1 1B	3-2 G5-3	1-1 L4		2-2 1B		2-1 1B		3-3 K	6	0	3	1	0	1	2											
Frank Catalanotto, L OBP: 0.338, SLG: 0.457 3 Reed Johnson, R OBP: 0.750, SLG: 0.500	1-0 1B		0-2 P5	1-2 1B		1-2 G5-3		3-1 F8		5	0	2	0	0	0	3											
10 Vernon Wells, R OBP: 0.301, SLG: 0.494	1-3 K		2-0 P6	1-1 F8		0-1 HR		0-1 G6-3		5	1	1	1	0	1	3											
Carlos Delgado, L OBP: 0.455, SLG: 0.583	3-2 G4-6-3		4-2 HBP 2B	1-1 F9		1-1 G4-3		1-0 G4-3		4	1	0	0	1	0	3											
Josh Phelps, R OBP: 0.349, SLG: 0.357 Dave Berg, R OBP: 0.360, SLG: 0.696		3-1 2B	1-1 2B 1B	1-2 HBP		1-1 K		1-0 P3		2	2	1	0	0	1	1											
Eric Hinske, L OBP: 0.293, SLG: 0.414	2-1 1B		3-2 1B			2-1 WP 1B		2-2 1B		5	3	4	2	0	1	0											
Greg Myers, L OBP: 0.375, SLG: 0.486	0-0 G5-3		1-2 HR			1-3 K		1-3 K		5	2	3	4	0	2	2											
Chris Woodward, R OBP: 0.355, SLG: 0.407	0-3 K		0-3 HR			4-2 1B		2-2 G6-3		4	1	1	2	1	1	1											
Orlando Hudson, S OBP: 0.258, SLG: 0.271	1-1 G5-3		1-1 2B			2-3 K		0-0 G4-3		5	0	1	0	0	1	3											
Inning Stats	R: 0 E: 0 K: 1 S: 11	H: 2 LOB: 1 BB: 0 P: 16	R: 2 E: 0 K: 1 S: 16	H: 3 LOB: 1 BB: 0 P: 25	R: 5 E: 0 K: 0 S: 19	H: 4 LOB: 1 BB: 1 P: 33	R: 0 E: 0 K: 1 S: 10	H: 1 LOB: 1 BB: 0 P: 14	R: 1 E: 0 K: 2 S: 21	H: 2 LOB: 2 BB: 1 P: 33	R: 1 E: 0 K: 1 S: 12	H: 2 LOB: 1 BB: 0 P: 17	R: 0 E: 0 K: 0 S: 10	H: 1 LOB: 0 BB: 0 P: 17	R: 1 E: 0 K: 1 S: 7	H: 1 LOB: 0 BB: 0 P: 9	R: 1 E: 0 K: 1 S: 9	H: 1 LOB: 0 BB: 0 P: 13	1B: 9 2B: 4 3B: 0 HR: 4	SF: 0 SAC: 0 DP: 1 HBP: 1	WP: 1 PB: 0 SB: 0 CS: 0	PA: 46					
PITCHER	IP	WLS	BF	H	R	ER	SO	BB	IBB	HBP	BLK	WP	HR	S	P	ERA	WHIP										
John Burkett, R ERA: 6.1	2.2	L	17	8	7	7	2	1	0	1	0	0	1	42	68	23.62	3.375										
Steve Woodard, R ERA: 3.72	3.0		15	5	2	2	3	1	0	0	0	1	1	41	61	6.00	2.000										
Kevin Tolar, L ERA:	0.1		2	1	0	0	1	0	0	0	0	0	0	6	9	0.00	3.000										
Ramiro Mendoza, R ERA: 12.6	2.0		8	2	1	1	1	0	0	0	0	0	1	17	26	4.50	1.000										
Brandon Lyon, R ERA: 1.8	1.0		4	1	1	1	1	0	0	0	0	0	1	9	13	9.00	1.000										

Toronto Blue Jays @ Boston Red Sox
Fenway Park, Boston, MA
Mon Apr 21 2003, 11:05 AM EDT
Att: 34,370 - Cloudy - 48 F

AB	43
R	11
H	17
RBI	11
BB	2
SO	8
LOB	18



Batter	1	2	3	4	5	6	7	8	9	AB	R	H	RBI	BB	SO	LOB	BOTTOM										
18 Johnny Damon, L OBP: 0.314, SLG: 0.494	2-2 F8		1-2 G4-3		0-1 F8		1-3 K		0-1 G4-3	5	0	0	0	0	1	5											
Bill Mueller, S OBP: 0.350, SLG: 0.472	1-0 G6-3			1-1 G4-3	0-1 3B		1-1 G4-3		1-0 1B 2B	5	0	2	1	0	0	0											
Kevin Millar, R OBP: 0.419, SLG: 0.662	2-3 K			0-2 G5-3	3-3 K		2-3 K		3-1 P3	5	0	0	0	0	3	2											
Manny Ramirez, R OBP: 0.381, SLG: 0.459		0-0 F7		2-1 34 2B		0-0 34 FC3-6		0-0 FC6-4		5	1	4	0	0	0	0											
34 David Ortiz, L OBP: 0.311, SLG: 0.308	1-0 G6-3		0-0 1B	1-3 2B		1-2 FC3-6		1-1 F8		5	2	1	0	0	1	4											
Shea Hillenbrand, R OBP: 0.351, SLG: 0.457	1-0 G6-3		2-2 WP		2-2 WP		2-2 E		3-1 F8	5	1	2	2	0	0	2											
Trot Nixon, L OBP: 0.469, SLG: 0.566			0-0 G4-3		1-2 P4		1-0 E6		4-1 FC4-6	3	1	0	1	1	0	1											
Jason Varitek, S OBP: 0.400, SLG: 0.569			1-1 2B		1-2 G1-3		0-2 2H 3H		4-2 FC4-6	3	0	2	1	1	0	0											
Damian Jackson, R OBP: 0.375, SLG: 0.286 Todd Walker, L OBP: 0.350, SLG: 0.389			0-3 K		4-1 3B		0-0 P6		0-0 FC4-6	2	1	0	0	0	1	2											
Inning Stats	R: 0 E: 0 K: 1 S: 8	H: 0 LOB: 0 BB: 0 P: 13	R: 0 E: 0 K: 0 S: 3	H: 0 LOB: 0 BB: 0 P: 5	R: 0 E: 0 K: 1 S: 10	H: 1 LOB: 1 BB: 0 P: 12	R: 2 E: 0 K: 0 S: 15	H: 3 LOB: 1 BB: 0 P: 22	R: 1 E: 0 K: 1 S: 12	H: 1 LOB: 1 BB: 1 P: 20	R: 3 E: 1 K: 1 S: 19	H: 3 LOB: 1 BB: 0 P: 24	R: 0 E: 0 K: 1 S: 8	H: 1 LOB: 0 BB: 0 P: 12	R: 0 E: 0 K: 0 S: 9	H: 0 LOB: 2 BB: 2 P: 20	R: 0 E: 0 K: 1 S: 10	H: 2 LOB: 2 BB: 0 P: 17	1B: 5 2B: 5 3B: 1 HR: 0	SF: 0 SAC: 0 DP: 0 HBP: 0	WP: 1 PB: 0 SB: 0 CS: 0	PA: 42					
PITCHER	IP	WLS	BF	H	R	ER	SO	BB	IBB	HBP	BLK	WP	HR	S	P	ERA	WHIP										
Cory Lidle, R ERA: 6.23	1.1							1	0	0	0	0	0	8	12	0.00	1.000										
Aquilino Lopez, R ERA: 3.12	1.0	H	4	1	0	0	1	0	0	0	0	0	0	9	20	0.00	2.000										
Cliff Politte, R ERA: 5.19	1.0		5	0	0	0	0	2	0	0	0	0	0	9	20	0.00	2.000										
Kelvin Escobar, R ERA: 15.0	1.0		5	2	0	0	1	0	0	0	0	0	0	10	17	0.00	2.000										

Toronto Blue Jays @ Boston Red Sox
Fenway Park, Boston, MA
Mon Apr 21 2003, 11:05 AM EDT
Att: 34,370 - Cloudy - 48 F

AB	39
R	6
H	11
RBI	5
BB	3
SO	6
LOB	18



Batter	1	2	3	4	5	6	7	8	9	AB	R	H	RBI	BB	SO	LOB	TOP										
Shannon Stewart, R OBP: 0.352, SLG: 0.379	G5-3		P3		G5-3		L3-6			4	0	0	0	0	0	2	Toronto Blue Jays @ Tampa Bay Devil Rays Tropicana Field, St. Petersburg, FL Wed Apr 23 2003, 7:15 PM EDT Att. 9,221 - Dome - 72 F livebaseballscorecards.com										
Frank Catalanotto, L OBP: 0.329, SLG: 0.450	1B			P6	G4-3		F7			4	0	1	0	0	0	1											
10 Vernon Wells, R OBP: 0.287, SLG: 0.462	F8			F8	G6-3			G5-3		4	0	0	0	0	0	2											
Carlos Delgado, L OBP: 0.463, SLG: 0.605 Tom Wilson, R OBP: 0.391, SLG: 0.575	G4-3			HR	FC5-4 BB			HR		2	1	1	1	1	0	1											
Josh Phelps, R OBP: 0.352, SLG: 0.410		K		HR	K			F9		4	1	1	1	0	2	1											
Eric Hinske, L OBP: 0.289, SLG: 0.410	G4-3			1B	1B	FC5-4 BB		L7		4	0	1	0	0	0	1											
Greg Myers, L OBP: 0.400, SLG: 0.474	K			1B	1B					3	0	1	0	1	2	0											
Chris Woodward, R OBP: 0.319, SLG: 0.361				F7	G5-3					4	0	0	0	0	1	4											
Orlando Hudson, S OBP: 0.271, SLG: 0.286			F7		G4-3 S 1B		L3-6 S 1B		G4-3	4	0	2	0	0	0	0											
Inning Stats	R: 0 E: 0 K: 0 S: 9	H: 1 LOB: 1 BB: 0 P: 11	R: 0 E: 0 K: 2 S: 8	H: 0 LOB: 0 BB: 0 P: 11	R: 0 E: 0 K: 0 S: 5	H: 0 LOB: 0 BB: 0 P: 10	R: 2 E: 0 K: 0 S: 13	H: 4 LOB: 2 BB: 0 P: 20	R: 0 E: 0 K: 1 S: 14	H: 1 LOB: 1 BB: 2 P: 21	R: 0 E: 0 K: 0 S: 7	H: 0 LOB: 0 BB: 0 P: 11	R: 1 E: 0 K: 0 S: 7	H: 1 LOB: 0 BB: 0 P: 10	R: 0 E: 0 K: 2 S: 12	H: 0 LOB: 0 BB: 0 P: 21		1B: 5 2B: 1 3B: 0 HR: 3	SF: 0 SAC: 0 DP: 1 HBP: 0	WP: 0 PB: 0 SB: 2 CS: 0	PA: 36						
PITCHER	IP	WLS	BF	H	R	ER	SO	BB	IBB	HBP	BLK	WP	HR	S	P	ERA	WHIP										
Victor Zambrano, R ERA: 6.91	5.1		23	6	2	2	3	1	0	0	0	0	2	52	84	3.38	1.312										
Bobby Seay, L ERA: 4.05	0.1		2	0	0	0	0	1	0	0	0	0	0	3	9	0.00	3.000										
Travis Harper, R ERA: 3.95	2.0		7	2	1	1	0	0	0	0	0	0	1	18	26	4.50	1.000										
Mike Venafro, L ERA: 4.26	0.2	W	2	0	0	0	1	0	0	0	0	0	0	4	8	0.00	0.000										
Lance Carter, R ERA: 3.55	0.2	S	2	0	0	0	1	0	0	0	0	0	0	9	15	0.00	0.000										

Batter	1	2	3	4	5	6	7	8	9	AB	R	H	RBI	BB	SO	LOB	BOTTOM										
Terry Shupert, R OBP: 0.280, SLG: 0.522	F8		G5-3			F8		2B		4	1	1	1	0	0	2	Toronto Blue Jays @ Tampa Bay Devil Rays Tropicana Field, St. Petersburg, FL Wed Apr 23 2003, 7:15 PM EDT Att. 9,221 - Dome - 72 F livebaseballscorecards.com										
Damion Easley, R OBP: 0.248, SLG: 0.322 Marlon Anderson, L OBP: 0.375, SLG: 0.375	K			P6	G6-4-3		5 1B	2B		2	0	0	0	0	1	0											
5 Rocco Baldelli, R OBP: 0.396, SLG: 0.500	G6-3			G1-6-3 1B		F9		S 1B		4	0	2	1	0	0	0											
Aubrey Huff, L OBP: 0.362, SLG: 0.432		P6		G1-6-3		L5		2H 1B		3	0	0	0	1	0	1											
Chris Truby, R OBP: 0.333, SLG: 0.333 Al Martin, L OBP: 0.362, SLG: 0.400 George Lombard, L OBP: 0.273, SLG: 0.545	1B			K		G6-3		G3		3	0	1	0	0	1	0											
Toby Hall, R OBP: 0.299, SLG: 0.377				F9		G4-3				1	0	0	0	0	0	2											
Javier Valentin, S OBP: 0.250, SLG: 0.391				G6-4-3		G6-3		13 1B		3	1	1	0	0	0	2											
Rey Ordenez, R OBP: 0.316, SLG: 0.500			L6			2B		F9		3	0	1	0	0	0	1											
13 Carl Crawford, L OBP: 0.233, SLG: 0.265			K			E2		2B		3	1	1	0	0	1	1											
Inning Stats	R: 0 E: 0 K: 1 S: 6	H: 0 LOB: 0 BB: 0 P: 9	R: 0 E: 0 K: 0 S: 10	H: 2 LOB: 1 BB: 0 P: 16	R: 0 E: 0 K: 1 S: 9	H: 0 LOB: 0 BB: 0 P: 10	R: 0 E: 0 K: 0 S: 13	H: 1 LOB: 0 BB: 0 P: 19	R: 0 E: 1 K: 0 S: 7	H: 1 LOB: 1 BB: 0 P: 8	R: 0 E: 0 K: 0 S: 6	H: 0 LOB: 0 BB: 0 P: 9	R: 4 E: 0 K: 0 S: 20	H: 5 LOB: 2 BB: 1 P: 32	1B: 6 2B: 3 3B: 0 HR: 0	SF: 0 SAC: 0 DP: 3 HBP: 0		WP: 1 PB: 0 SB: 1 CS: 0	PA: 32								
PITCHER	IP	WLS	BF	H	R	ER	SO	BB	IBB	HBP	BLK	WP	HR	S	P	ERA	WHIP										
Mark Hendrickson, L ERA: 6.35	7.2	L	29	8	4	4	3	0	0	0	0	0	0	73	101	4.70	1.043										
Kelvim Escobar, R ERA: 14.21	0.1		3	1	0	0	0	0	1	0	0	1	0	4	10	0.00	3.000										

Batter	1	2	3	4	5	6	7	8	9	AB	R	H	RBI	BB	SO	LOB	TOP										
Shannon Stewart, R OBP: 0.363, SLG: 0.390	1-1 F9		3-1 G6-3				2-1 BB 1B		1-2 10 G6-4-3 1B	5	0	3	1	0	0	0	Toronto Blue Jays @ Tampa Bay Devil Rays Tropicana Field, St. Petersburg, FL Thu Apr 24 2003, 7:15 PM EDT Att: 8,618 - Dome - 72 F livebaseballscorecards.com										
Frank Catalanotto, L OBP: 0.321, SLG: 0.418	4-0 CS BB			2-2 F8	0-1 F7		2-2 SAFE F7		0-1 L9	4	0	0	0	1	0	3											
10 Vernon Wells, R OBP: 0.283, SLG: 0.449	0-0 P4			0-2 G4-3		0-1 G4-3 S E 1B	0-3 K		3-1 G6-4-3 1-2	5	1	1	0	0	1	3											
Greg Myers, L OBP: 0.388, SLG: 0.452	3-2 CS 1-2	0-2 G3-1		3-1 F8		3-1 G4-3	0-2 BB 1B			4	0	1	0	0	0	1											
Josh Phelps, R OBP: 0.358, SLG: 0.400			2-3 K		0-2 F9	1-0 E 2B HBP	4-2 BB 1B			2	1	0	0	1	1	0											
Eric Hinske, L OBP: 0.287, SLG: 0.395		4-1 BB		3-2 F8	2-0 FC4	3-2 G3				3	0	0	0	1	0	4											
Jayson Werth, R OBP: 0.250, SLG: 0.286		0-1 F7		1-1 WP 1B	2B BB	2B BB		2-3 K		3	1	1	0	1	1	1											
Chris Woodward, R OBP: 0.342, SLG: 0.381			0-0 F7		4-2 WP 1B BB	1-2 E 2B HBP		4-0 G4-6-3 BB		2	1	1	1	2	0	0											
Orlando Hudson, S OBP: 0.270, SLG: 0.284			1-2 G4-3		2-2 1-H 2-H 1B	1-0 L7		0-1 G4-6-3 1-2		4	1	1	2	0	0	3											
Inning Stats	R: 0 E: 0 K: 0 S: 5	H: 0 LOB: 0 BB: 1 P: 13	R: 0 E: 0 K: 1 S: 9	H: 0 LOB: 1 BB: 1 P: 15	R: 0 E: 0 K: 0 S: 6	H: 0 LOB: 0 BB: 0 P: 10	R: 0 E: 0 K: 0 S: 8	H: 0 LOB: 0 BB: 0 P: 13	R: 3 E: 0 K: 0 S: 18	H: 3 LOB: 1 BB: 1 P: 29	R: 2 E: 1 K: 0 S: 10	H: 2 LOB: 2 BB: 1 P: 22	R: 0 E: 0 K: 1 S: 19	H: 2 LOB: 3 BB: 1 P: 30	R: 0 E: 0 K: 1 S: 6	H: 1 LOB: 0 BB: 1 P: 11	1B: 6 2B: 2 3B: 0 HR: 0	SF: 0 SAC: 0 DP: 2 HBP: 1	WP: 1 PB: 0 SB: 1 CS: 1	PA: 40							
PITCHER	IP	WLS	BF	H	R	ER	SO	BB	IBB	HBP	BLK	WP	HR	S	P	ERA	WHIP										
Jorge Sosa, R ERA: 4.05	5.0	L	20	3	3	3	1	3	0	0	0	1	0	46	80	5.40	1.200										
Al Levine, R ERA: 3.24	1.0		7	2	2	0	0	1	0	1	0	0	0	10	22	0.00	3.000										
Jesus Colome, R ERA: 6.17	3.0		12	3	0	0	2	2	0	0	0	0	0	32	53	0.00	1.667										

Batter	1	2	3	4	5	6	7	8	9	AB	R	H	RBI	BB	SO	LOB	BOTTOM										
13 Carl Crawford, L OBP: 0.231, SLG: 0.262	1-0 L7	0-0 2-H 1B					0-3 K		0-2 FC6-4 FC3-6 1-2 2-3 K	5	0	1	1	0	2	3	Toronto Blue Jays @ Tampa Bay Devil Rays Tropicana Field, St. Petersburg, FL Thu Apr 24 2003, 7:15 PM EDT Att: 8,618 - Dome - 72 F livebaseballscorecards.com										
Marlon Anderson, L OBP: 0.365, SLG: 0.367	2-2 F8	1-0 F7			2-2 1B		2-2 FC3-6 FC5-4 1-2 3-H K			4	0	1	1	0	0	2											
5 Rocco Baldelli, R OBP: 0.389, SLG: 0.489	0-1 1B		1-1 F9		1-2 G3		0-1 FC5-4 1-2 K			4	0	1	0	0	0	2											
Aubrey Huff, L OBP: 0.357, SLG: 0.424	2-2 1B		1-0 F7		1-2 P5		0-0 F8			4	0	1	0	0	0	0											
Al Martin, L OBP: 0.373, SLG: 0.389	1-1 G1-3		1-3 K		1-1 FC1-4-6 1B		2-1 F7		2-1 F7	4	0	1	0	0	1	2											
Javier Valentin, S OBP: 0.250, SLG: 0.370		0-0 G4-3 WP FC6-4 1B		0-0 G4-3		2-1 FC1-4-6 1-2 K		1-2 G4-3	4	1	1	0	0	0	1												
George Lombard, L OBP: 0.267, SLG: 0.467		2-2 G4-3		1-2 L9		3-1 F7		1-1 G5-3 1B	4	0	1	0	0	0	2												
Chris Truby, R OBP: 0.429, SLG: 0.333		4-2 FC6-4 BB		2-3 K		0-2 FC6-4 FC3-6 1B		1-1 F8	3	1	1	0	1	1	1												
Rey Ordonez, R OBP: 0.313, SLG: 0.480		0-1 FC6-4 1-2 3-H 1B			2-2 P4		4-2 FC6-4 1-2 BB		1-2 G5-3	3	1	0	1	1	0	2											
Inning Stats	R: 0 E: 0 K: 0 S: 11	H: 2 LOB: 2 BB: 0 P: 17	R: 2 E: 1 K: 0 S: 11	H: 2 LOB: 1 BB: 1 P: 18	R: 0 E: 0 K: 1 S: 6	H: 0 LOB: 0 BB: 0 P: 9	R: 0 E: 0 K: 1 S: 9	H: 0 LOB: 0 BB: 0 P: 12	R: 0 E: 0 K: 0 S: 13	H: 1 LOB: 1 BB: 0 P: 18	R: 0 E: 0 K: 0 S: 9	H: 1 LOB: 1 BB: 0 P: 16	R: 1 E: 0 K: 0 S: 14	H: 1 LOB: 1 BB: 1 P: 20	R: 0 E: 0 K: 0 S: 6	H: 0 LOB: 0 BB: 0 P: 9	R: 0 E: 0 K: 1 S: 11	H: 1 LOB: 1 BB: 0 P: 15	1B: 8 2B: 0 3B: 0 HR: 0	SF: 0 SAC: 0 DP: 0 HBP: 0	WP: 1 PB: 0 SB: 0 CS: 0	PA: 37					
PITCHER	IP	WLS	BF	H	R	ER	SO	BB	IBB	HBP	BLK	WP	HR	S	P	ERA	WHIP										
Tanyon Sturtze, R ERA: 4.34	6.0	W	25	6	2	1	3	1	0	0	0	0	0	59	90	1.50	1.167										
Aquilino Lopez, R ERA: 4.15	0.0		2	1	1	1	0	1	0	0	0	0	0	6	10												
Trever Miller, L ERA: 6.75	0.2	H	2	0	0	0	0	0	0	0	0	0	0	6	8	0.00	0.000										
Jeff Tam, R ERA: 4.91	0.1	H	1	0	0	0	0	0	0	0	0	0	0	2	2	0.00	0.000										
Cliff Politte, R ERA: 4.66	1.0	H	3	0	0	0	0	0	0	0	0	0	0	6	9	0.00	0.000										

Batter	1	2	3	4	5	6	7	8	9	AB	R	H	RBI	BB	SO	LOB	TOP										
Michael Tucker, L OBP: 0.333, SLG: 0.432 (1, 9)	E4 1B		HR				K		F7	5	2	2	1	0	1	2	Kansas City Royals @ Toronto Blue Jays SkyDome, Toronto, ON Fri Apr 25 2003, 7:05 PM EDT Att: 16,417 - Dome - 72 F										
Joe Randa, R OBP: 0.400, SLG: 0.600 Carlos Febles, R OBP: 0.333, SLG: 0.340 (1, 5) (8, FR) (8, 4)	G3		G5-3		G1-6-3			29 BB 1B		4	0	1	0	0	0	2											
Ken Harvey, R OBP: 0.284, SLG: 0.371 Mendy López, R OBP: 0.162, SLG: 0.364 (9, PH) (9, 5)	1-2								1-2 2-H 1B	1	0	1	1	0	0	0											
Carlos Beltrán, S OBP: 0.208, SLG: 0.095 Mike DiFelice, R OBP: 0.217, SLG: 0.261 (1, 8) (9, 2)	0-0						K	F7	G3	5	0	2	1	0	1	3											
29 Mike Sweeney, R OBP: 0.382, SLG: 0.500 (1, 3)	FC5-4 1-2									3	0	0	0	1	0	2											
Raul Ibanez, L OBP: 0.376, SLG: 0.553 (1, 7)	K									3	0	0	0	1	1	3											
Desi Relaford, S OBP: 0.356, SLG: 0.400 (1, 4) (8, 5) (9, 4)		G4-3			G6-3					4	0	0	0	0	2	3											
Brent Mayne, L OBP: 0.218, SLG: 0.673 Brandon Berger, R OBP: 0.313, SLG: 0.214 (1, 2) (9, PR) (9, 9)		G4-3			G6-3		HR		E5 4 1B	4	1	1	1	0	0	0											
Dee Brown, L OBP: 0.333, SLG: 0.346 (1, 10)										4	0	0	0	0	1	1											
4 Angel Berroa, R OBP: 0.329, SLG: 0.464 (1, 6)										4	1	2	1	0	0	0											
Inning Stats	R: 1 E: 1 K: 1 S: 12	H: 1 LOB: 1 BB: 0 P: 15	R: 0 E: 0 K: 0 S: 5	H: 0 LOB: 0 BB: 0 P: 8	R: 1 E: 0 K: 0 S: 10	H: 2 LOB: 1 BB: 0 P: 13	R: 0 E: 0 K: 0 S: 5	H: 0 LOB: 0 BB: 0 P: 7	R: 1 E: 0 K: 0 S: 7	H: 2 LOB: 0 BB: 0 P: 9	R: 0 E: 0 K: 2 S: 11	H: 0 LOB: 1 BB: 1 P: 19	R: 1 E: 0 K: 1 S: 11	H: 1 LOB: 0 BB: 0 P: 19	R: 0 E: 0 K: 1 S: 15	H: 1 LOB: 2 BB: 1 P: 25	R: 1 E: 1 K: 1 S: 16	H: 2 LOB: 2 BB: 0 P: 20	1B: 6 2B: 0 3B: 0 HR: 3	SF: 0 SAC: 0 DP: 1 HBP: 0	WP: 0 PB: 0 SB: 0 CS: 0	PA: 39					
PITCHER	IP	WLS	BF	H	R	ER	SO	BB	IBB	HBP	BLK	WP	HR	S	P	ERA	WHIP										
32 Roy Halladay, R ERA: 4.89	6.0		25	6	4	3	3	1	0	0	0	0	3	53	76	4.50	1.167										
Jason Kershner, L ERA: 6.75	0.1	H	1	0	0	0	0	0	0	0	0	0	0	2	5	0.00	0.000										
Aquilino Lopez, R ERA: 4.0	0.1	H	1	0	0	0	0	0	0	0	0	0	0	3	5	0.00	0.000										
Trever Miller, L ERA: 6.43	0.1	H	1	0	0	0	1	0	0	0	0	0	0	3	4	0.00	0.000										
Cliff Politte, R ERA: 4.22	1.0	H	5	1	0	0	1	1	0	0	0	0	0	15	25	0.00	2.000										
PITCHER	IP	WLS	BF	H	R	ER	SO	BB	IBB	HBP	BLK	WP	HR	S	P	ERA	WHIP										
Kelvin Escobar, R ERA: 10.8	1.0	W	6	2	1	0	1	0	0	0	0	0	0	16	20	0.00	2.000										

Batter	1	2	3	4	5	6	7	8	9	AB	R	H	RBI	BB	SO	LOB	BOTTOM										
Shannon Stewart, R OBP: 0.364, SLG: 0.394 (1, 7)				L6	G5-3			P4		4	0	1	0	1	0	1	Kansas City Royals @ Toronto Blue Jays SkyDome, Toronto, ON Fri Apr 25 2003, 7:05 PM EDT Att: 16,417 - Dome - 72 F										
Jayson Werth, R OBP: 0.154, SLG: 0.167 (1, 9)	G6-3	G6-3		G5-3		K		L1		5	0	0	0	0	1	3											
10 Vernon Wells, R OBP: 0.297, SLG: 0.515 (1, 8)	G6-3									5	3	3	1	0	0	1											
Carlos Delgado, L OBP: 0.475, SLG: 0.620 (1, 10)	G1-3									3	1	2	1	1	0	1											
Josh Phelps, R OBP: 0.364, SLG: 0.398 (1, 3)										3	1	1	1	1	0	2											
Tom Wilson, R OBP: 0.380, SLG: 0.535 (1, 2)										3	0	0	0	1	2	3											
Eric Hinske, L OBP: 0.286, SLG: 0.381 (1, 5)										3	1	0	0	1	1	2											
Dave Berg, R OBP: 0.364, SLG: 0.645 (1, 4)										4	0	2	1	0	0	2											
Mike Bordick, R OBP: 0.324, SLG: 0.364 (1, 6)										4	0	1	2	0	1	3											
Inning Stats	R: 0 E: 0 K: 0 S: 9	H: 1 LOB: 1 BB: 0 P: 14	R: 2 E: 0 K: 1 S: 21	H: 1 LOB: 2 BB: 3 P: 38	R: 2 E: 0 K: 0 S: 18	H: 3 LOB: 2 BB: 1 P: 29	R: 1 E: 0 K: 0 S: 12	H: 2 LOB: 1 BB: 1 P: 24	R: 0 E: 0 K: 1 S: 10	H: 1 LOB: 1 BB: 0 P: 15	R: 0 E: 0 K: 1 S: 8	H: 0 LOB: 0 BB: 0 P: 14	R: 0 E: 0 K: 1 S: 10	H: 0 LOB: 0 BB: 0 P: 15	R: 0 E: 0 K: 1 S: 11	H: 0 LOB: 0 BB: 0 P: 15		R: 1 E: 0 K: 0 S: 2	H: 1 LOB: 0 BB: 0 P: 3	1B: 3 2B: 5 3B: 1 HR: 1	SF: 0 SAC: 0 DP: 0 HBP: 0	WP: 0 PB: 0 SB: 0 CS: 0	PA: 39				
PITCHER	IP	WLS	BF	H	R	ER	SO	BB	IBB	HBP	BLK	WP	HR	S	P	ERA	WHIP										
Darrell May, L ERA: 6.39	2.2		17	5	4	4	1	4	0	0	0	0	0	34	59	2.70	1.200										
51 Kris Wilson, R ERA: 1.99	3.1		15	4	1	1	2	0	1	0	0	0	0	34	59	2.70	1.200										
D.J. Carrasco, R ERA: 1.59	2.0	L	7	1	1	1	2	0	0	0	0	0	1	23	33	4.50	0.500										



Batter	1	2	3	4	5	6	7	8	9	AB	R	H	RBI	BB	SO	LOB	TOP										
Desi Relaford, S OBP: 0.411, SLG: 0.490 (1, 4) (9, 5)										5	1	3	1	0	1	0											
Joe Randa, R OBP: 0.395, SLG: 0.634 Carlos Febles, R OBP: 0.323, SLG: 0.328 (1, 5) (9, 4)										6	2	2	2	0	2	4											
Carlos Beltrán, S OBP: 0.257, SLG: 0.258 (1, 8)										5	2	2	1	1	1	3											
29 Mike Sweeney, R OBP: 0.407, SLG: 0.545 Mendy López, R OBP: 0.167, SLG: 0.333 (1, 3) (8, 3)										4	2	2	2	1	1	0											
Raul Ibanez, L OBP: 0.394, SLG: 0.548 Brandon Berger, R OBP: 0.303, SLG: 0.207 (1, 7) (8, PH) (8, 9)										3	1	2	0	1	1	0											
Ken Harvey, R OBP: 0.312, SLG: 0.437 (1, 10)										4	0	1	1	1	1	4											
Brent Mayne, L OBP: 0.400, SLG: 0.603 (1, 2)										5	0	2	0	0	1	6											
4 Angel Berroa, R OBP: 0.337, SLG: 0.442 (1, 6)										4	0	2	1	1	0	1											
Dee Brown, L OBP: 0.314, SLG: 0.355 (1, 9) (8, 7)										5	1	1	0	0	2	6											
Inning Stats	R: 5 E: 0 K: 1 S: 18	H: 4 LOB: 1 BB: 3 P: 35	R: 2 E: 0 K: 1 S: 8	H: 2 LOB: 0 BB: 0 P: 16	R: 0 E: 0 K: 1 S: 12	H: 1 LOB: 1 BB: 0 P: 16	R: 1 E: 0 K: 2 S: 15	H: 3 LOB: 3 BB: 1 P: 25	R: 0 E: 0 K: 2 S: 14	H: 2 LOB: 2 BB: 0 P: 21	R: 0 E: 0 K: 1 S: 9	H: 0 LOB: 0 BB: 1 P: 8	R: 0 E: 0 K: 1 S: 13	H: 1 LOB: 1 BB: 0 P: 15	R: 1 E: 1 K: 1 S: 15	H: 2 LOB: 2 BB: 0 P: 23	1B: 11 2B: 3 3B: 0 HR: 3	SF: 0 SAC: 0 DP: 2 HBP: 1	WP: 0 PB: 0 SB: 1 CS: 0	PA: 49							
PITCHER	IP	WLS	BF	H	R	ER	SO	BB	IBB	HBP	BLK	WP	HR	S	P	ERA	WHIP										
Pete Walker, R ERA: 5.61 (1, 1)	3.1		23	10	8	8	4	4	0	1	0	0	3	48	86	21.60	4.200										
Doug Creek, L ERA: 4.5 (4, 1)	2.2		13	4	0	0	4	1	0	0	0	0	0	28	46	0.00	1.875										
Jason Kershner, L ERA: 7.2 (7, 1)	2.2		12	3	1	1	2	0	0	0	0	0	0	31	40	3.38	1.125										
Cliff Politte, R ERA: 4.09 (9, 1)	0.1	W	1	0	0	0	1	0	0	0	0	0	0	3	6	0.00	0.000										

Kansas City Royals @ Toronto Blue Jays
SkyDome, Toronto, ON
Sun Apr 27 2003, 1:05 PM EDT
Att: 17,059 - Dome - 72 F

AB 43
R 9
H 17
RBI 8
BB 5
SO 11
LOB 26



Batter	1	2	3	4	5	6	7	8	9	AB	R	H	RBI	BB	SO	LOB	BOTTOM										
Shannon Stewart, R OBP: 0.357, SLG: 0.391 (1, 7)										6	1	3	1	0	0	0											
Frank Catalanotto, L OBP: 0.340, SLG: 0.461 (1, 9)										5	1	3	0	0	0	1											
10 Vernon Wells, R OBP: 0.289, SLG: 0.477 (1, 8)										4	1	0	0	1	0	4											
Carlos Delgado, L OBP: 0.481, SLG: 0.682 (1, 3)										5	2	3	2	0	0	2											
Josh Phelps, R OBP: 0.380, SLG: 0.462 Jayson Werth, R OBP: 0.154, SLG: 0.167 (1, 10) (9, PR)										4	1	2	3	1	0	1											
Eric Hinske, L OBP: 0.290, SLG: 0.380 (1, 5)										5	0	1	0	0	3	3											
Tom Wilson, R OBP: 0.414, SLG: 0.551 (1, 2)										3	1	1	0	1	1	2											
Dave Berg, R OBP: 0.333, SLG: 0.568 (1, 4)										5	2	1	1	0	0	5											
Chris Woodward, R OBP: 0.316, SLG: 0.348 Greg Myers, L OBP: 0.392, SLG: 0.455 Mike Bordick, R OBP: 0.342, SLG: 0.382 (1, 6) (8, PH) (9, 6)										3	0	0	0	0	1	1											
Inning Stats	R: 0 E: 0 K: 0 S: 7	H: 0 LOB: 0 BB: 0 P: 9	R: 1 E: 0 K: 1 S: 11	H: 2 LOB: 1 BB: 0 P: 19	R: 0 E: 0 K: 1 S: 8	H: 1 LOB: 1 BB: 0 P: 8	R: 0 E: 0 K: 1 S: 7	H: 1 LOB: 1 BB: 0 P: 12	R: 0 E: 0 K: 1 S: 13	H: 0 LOB: 1 BB: 1 P: 14	R: 1 E: 0 K: 0 S: 13	H: 2 LOB: 1 BB: 0 P: 17	R: 2 E: 0 K: 1 S: 12	H: 3 LOB: 2 BB: 1 P: 23	R: 0 E: 1 K: 0 S: 22	H: 6 LOB: 2 BB: 1 P: 41	1B: 8 2B: 7 3B: 0 HR: 1	SF: 0 SAC: 0 DP: 0 HBP: 1	WP: 0 PB: 0 SB: 0 CS: 0	PA: 46							
PITCHER	IP	WLS	BF	H	R	ER	SO	BB	IBB	HBP	BLK	WP	HR	S	P	ERA	WHIP										
Runelvys Hernandez, R ERA: 1.36 (1, 1)	7.0		30	7	2	2	4	1	0	0	0	0	0	12	23	18.00	4.000										
Albie Lopez, R ERA: 3.55 (8, 1)	1.0		6	3	2	2	1	1	0	0	0	0	0	12	20	108.00	12.000										
Ryan Bukvich, R ERA: 7.26 (9, 1)	0.1	L	5	3	4	4	0	1	0	0	0	0	0	10	21	27.00	9.000										

Kansas City Royals @ Toronto Blue Jays
SkyDome, Toronto, ON
Sun Apr 27 2003, 1:05 PM EDT
Att: 17,059 - Dome - 72 F

AB 42
R 10
H 16
RBI 9
BB 3
SO 5
LOB 19



Batter	1	2	3	4	5	6	7	8	9	AB	R	H	RBI	BB	SO	LOB	TOP				
Carl Everett, S OBP: 0.411, SLG: 0.750 (1, 7)	G4-3		K				1B		K	5	0	2	2	1	2	2					
9 Hank Blalock, L OBP: 0.441, SLG: 0.635 (1, 5)	F7	F8		1B	F9		P4		1B	6	1	2	0	0	0	3					
Alex Rodriguez, R OBP: 0.444, SLG: 0.673 Mike Lamb, L OBP: 0.125, SLG: 0.143 (9, PR)	G6-3		P6	1B		BB	F9		1B	6	0	3	0	0	0	1					
Rafael Palmeiro, L OBP: 0.384, SLG: 0.522 15 Gerald Laird, R (9, 2)		HR	HBP	1B	K		P5		F7	5	2	1	0	1	2	5					
Juan Gonzalez, R OBP: 0.322, SLG: 0.556 Donnie Sadler, R (8, 9)		HR	K	BB	1B		BB		K	5	1	3	3	0	2	1					
Ruben Sierra, S OBP: 0.343, SLG: 0.459 (1, 10)		10	1B	HBP	BB		P4			4	2	2	0	1	1	2					
Ryan Christenson, R OBP: 0.344, SLG: 0.321 (1, 8)	F7		E	10	G6-4-3				E5	3	2	0	0	1	0	4					
Einar Diaz, R OBP: 0.302, SLG: 0.345 Kevin Mench, R OBP: 0.295, SLG: 0.281 (9, 7)	F8	F8	E2	10			L6		10	5	1	2	1	0	1	4					
10 Michael Young, R OBP: 0.337, SLG: 0.444 (1, 4)				2B	1B		L5		HR	5	2	3	4	0	1	0					
Inning Stats	R: 0 E: 0 K: 0 S: 8	H: 0 LOB: 0 BB: 0 P: 15	R: 4 E: 0 K: 0 S: 23	H: 4 LOB: 1 BB: 3 P: 33	R: 3 E: 1 K: 2 S: 17	H: 4 LOB: 2 BB: 0 P: 24	R: 1 E: 0 K: 1 S: 9	H: 3 LOB: 2 BB: 1 P: 19	R: 0 E: 0 K: 1 S: 7	H: 0 LOB: 1 BB: 1 P: 16	R: 0 E: 0 K: 1 S: 12	H: 1 LOB: 1 BB: 0 P: 16	R: 0 E: 0 K: 3 S: 12	H: 0 LOB: 0 BB: 0 P: 15	R: 3 E: 1 K: 2 S: 21	H: 4 LOB: 2 BB: 0 P: 26	1B: 14 2B: 2 3B: 0 HR: 2	SF: 0 SAC: 0 DP: 1 HBP: 1	WP: 0 PB: 0 SB: 0 CS: 0	PA: 50	
PITCHER	IP	WLS	BF	H	R	ER	SO	BB	IBB	HBP	BLK	WP	HR	S	P	ERA	WHIP				
Tanyon Sturtze, R ERA: 5.57 (1, 1)	3.1	L	23	11	8	6	3	1	0	1	0	0	1	56	86	16.20	3.600				
Jeff Tam, R ERA: 6.32 (4, 1)	2.0		9	2	0	0	1	2	0	0	0	0	0	13	28	0.00	2.000				
Trevor Miller, L ERA: 6.75 (6, 1)	1.1		6	1	0	0	1	1	0	0	0	0	0	13	23	0.00	1.500				
Cliff Politte, R ERA: 3.65 (7, 1)	1.1		4	0	0	0	3	0	0	0	0	0	0	15	19	0.00	0.000				
Kevin Escobar, R ERA: 13.06 (9, 1)	1.0		8	4	3	2	2	0	0	0	0	0	1	21	26	18.00	4.000				

Texas Rangers @ Toronto Blue Jays
SkyDome, Toronto, ON
Wed Apr 30 2003, 7:05 PM EDT
Att: 16,021 - Dome - 72 F

AB 45
R 11
H 18
RBI 10
BB 4
SO 10
LOB 24



Batter	1	2	3	4	5	6	7	8	9	AB	R	H	RBI	BB	SO	LOB	BOTTOM				
Shannon Stewart, R OBP: 0.360, SLG: 0.408 Jayson Werth, R OBP: 0.143, SLG: 0.154 (9, FH)	G6-3		10	F9			L9		K	4	0	1	0	0	0	1					
Frank Catalanotto, L OBP: 0.371, SLG: 0.465 (1, 9)	BB		10	F8			K		BB	4	0	2	0	1	1	0					
10 Vernon Wells, R OBP: 0.290, SLG: 0.466 (1, 8)	L6-4		G5-3		WP		F9		SF7	3	1	1	1	1	0	2					
Carlos Delgado, L OBP: 0.483, SLG: 0.688 (1, 3)			K		K				WP	3	0	1	0	2	2	2					
Josh Phelps, R OBP: 0.364, SLG: 0.446 (1, 10)	L6-4		G6-3		K				F8	5	0	0	0	0	2	9					
Eric Hinske, L OBP: 0.321, SLG: 0.408 (1, 5)			G3-6-1		G4-3		L3		F7	2	0	0	0	2	0	1					
Greg Myers, L OBP: 0.375, SLG: 0.449 (1, 2)	G3-6-1		1B	FC5-4		L3			K	4	1	1	0	0	1	3					
Orlando Hudson, S OBP: 0.305, SLG: 0.311 (1, 4)				FC5-4		FC6-4			2B	3	1	3	0	1	0	0					
Mike Bordick, R OBP: 0.333, SLG: 0.395 (1, 6)			K	FC5-4		FC6-4			10	4	0	1	1	0	1	3					
Inning Stats	R: 0 E: 0 K: 0 S: 8	H: 1 LOB: 2 BB: 2 P: 18	R: 0 E: 0 K: 1 S: 7	H: 0 LOB: 1 BB: 2 P: 17	R: 0 E: 0 K: 1 S: 10	H: 2 LOB: 2 BB: 0 P: 16	R: 1 E: 0 K: 2 S: 9	H: 1 LOB: 0 BB: 0 P: 15	R: 0 E: 0 K: 1 S: 6	H: 1 LOB: 1 BB: 0 P: 9	R: 0 E: 0 K: 1 S: 12	H: 1 LOB: 1 BB: 0 P: 21	R: 1 E: 0 K: 2 S: 23	H: 2 LOB: 3 BB: 2 P: 38	1B: 7 2B: 5 3B: 0 HR: 0	SF: 1 SAC: 0 DP: 3 HBP: 0	WP: 2 PB: 0 SB: 0 CS: 0	PA: 41			
PITCHER	IP	WLS	BF	H	R	ER	SO	BB	IBB	HBP	BLK	WP	HR	S	P	ERA	WHIP				
Ryan Drese, R ERA: 7.63 (1, 1)	6.0	W	27	7	2	1	4	5	0	0	0	0	0	51	94	1.50	2.000				
R.A. Dickey, R ERA: 3.09 (7, 1)	2.2		12	3	1	1	3	1	0	0	0	1	0	36	57	3.38	1.500				
Erasmio Ramirez, L ERA: (9, 1)	0.1		2	0	0	0	1	1	0	0	0	0	0	5	11	0.00	3.000				

Texas Rangers @ Toronto Blue Jays
SkyDome, Toronto, ON
Wed Apr 30 2003, 7:05 PM EDT
Att: 16,021 - Dome - 72 F

AB 33
R 3
H 10
RBI 2
BB 7
SO 8
LOB 23



Batter	1	2	3	4	5	6	7	8	9	AB	R	H	RBI	BB	SO	LOB	TOP																			
Carl Everett, S OBP: 0.400, SLG: 0.753 (1, 9)	G4-3		1-H HR		P5		P5		F8	5	1	1	2	0	0	1	Texas Rangers @ Toronto Blue Jays SkyDome, Toronto, ON Thu May 01 2003, 7:05 PM EDT Att: 16,111 - Dome - 72 F																			
9 Hank Blalock, L OBP: 0.433, SLG: 0.618 (1, 5)	CS 1B		K		K			F7		4	0	1	0	0	2	0																				
Alex Rodriguez, R OBP: 0.430, SLG: 0.649 (1, 6)	K		G3-1		F8			K		4	0	0	0	0	2	1																				
Rafael Palmeiro, L OBP: 0.397, SLG: 0.563 (1, 3)		F7	1B			G3-6-3 1B		HR		4	1	3	1	0	0	0																				
Juan Gonzalez, R OBP: 0.328, SLG: 0.607 (1, 10)		HR	F7		G3-6-3			HR		4	2	2	2	0	0	2																				
Ruben Sierra, S OBP: 0.352, SLG: 0.453 (8, FR) Donnie Sadler, R (8, 8)	G4-3			BB	E5 FC5-4			CS 1B		3	0	1	0	1	0	0																				
Ryan Christenson, R OBP: 0.333, SLG: 0.304 (8, PH) Mike Lamb, L OBP: 0.222, SLG: 0.250 (8, 7)	K			F9	FC5-4			CS 1B		3	0	0	0	0	1	2																				
Einar Diaz, R OBP: 0.299, SLG: 0.355 (1, 2)			10 1B 2B	K			F8		P4	4	1	1	0	0	1	2																				
10 Michael Young, R OBP: 0.333, SLG: 0.437 (1, 4)			HR 1B	G1			G1-3		G4-3	4	1	1	1	0	0	2																				
Inning Stats	R: 0 E: 0 K: 1 S: 6	H: 1 LOB: 1 BB: 0 P: 10	R: 1 E: 0 K: 1 S: 8	H: 1 LOB: 0 BB: 2 P: 12	R: 3 E: 0 K: 1 S: 18	H: 4 LOB: 1 BB: 0 P: 27	R: 0 E: 0 K: 1 S: 10	H: 0 LOB: 1 BB: 1 P: 17	R: 0 E: 0 K: 0 S: 12	H: 1 LOB: 0 BB: 0 P: 17	R: 0 E: 0 K: 0 S: 6	H: 0 LOB: 0 BB: 0 P: 10	R: 2 E: 0 K: 1 S: 14	H: 3 LOB: 1 BB: 0 P: 18	R: 0 E: 0 K: 0 S: 9	H: 1 LOB: 1 BB: 0 P: 11		1B: 6 2B: 2 3B: 0 HR: 4	SF: 0 SAC: 0 DP: 2 HBP: 0	WP: 0 PB: 0 SB: 0 CS: 2	PA: 38															
PITCHER	IP	WLS	BF	H	R	ER	SO	BB	IBB	HBP	BLK	WP	HR	S	P	ERA	WHIP	PITCHER		IP	WLS	BF	H	R	ER	SO	BB	IBB	HBP	BLK	WP	HR	S	P	ERA	WHIP
32 Roy Halladay, R ERA: 4.93	7.0	W	28	7	4	4	5	1	0	0	0	0	2	70	105	5.14	1.143	Cliff Politte, R ERA: 3.29		8.1	1.1	S	4	1	0	0	0	0	0	0	0	10	12	0.00	0.750	
Trever Miller, L ERA: 6.52	0.1	H	1	0	0	0	0	0	0	0	0	0	0	2	2	0.00	0.000																			
Aquilino Lopez, R ERA: 5.25	0.1	H	1	0	0	0	1	0	0	0	0	0	0	2	3	0.00	0.000																			
Pete Walker, R ERA: 6.31	0.0		2	2	2	2	0	0	0	0	0	0	2	6	9	∞	∞																			
Doug Creek, L ERA: 4.0	0.0		1	1	0	0	0	0	0	0	0	0	0	2	3	∞	∞																			


Batter	1	2	3	4	5	6	7	8	9	AB	R	H	RBI	BB	SO	LOB	BOTTOM																			
Shannon Stewart, R OBP: 0.361, SLG: 0.403 (1, 7)	G6-3	K		10 G4-3 1B		G6-4-3		1B		4	0	1	0	1	1	3	Texas Rangers @ Toronto Blue Jays SkyDome, Toronto, ON Thu May 01 2003, 7:05 PM EDT Att: 16,111 - Dome - 72 F																			
Frank Catalanotto, L OBP: 0.373, SLG: 0.510 Jayson Werth, R OBP: 0.143, SLG: 0.154 (1, 9) (9, 9)	K	HR		P6		P3		10 FC5-4 1B		5	1	2	2	0	1	3																				
10 Vernon Wells, R OBP: 0.294, SLG: 0.463 (1, 8)	1B	G4-3		G4-3		G5-3 G3 1B		FC5-4		5	0	2	0	0	0	5																				
Carlos Delgado, L OBP: 0.467, SLG: 0.660 (1, 3)	G6-3	K		F9		G3				4	0	0	0	0	1	4																				
Josh Phelps, R OBP: 0.369, SLG: 0.476 (1, 10)		1B 1B 2B	G4-3	3B		G6-3		G5-3		4	2	2	0	0	0	1																				
Eric Hinske, L OBP: 0.316, SLG: 0.402 (1, 5)		BB 1B 1B	G4-3	K		G4-3		G4-3		4	1	1	1	0	1	1																				
Greg Myers, L OBP: 0.373, SLG: 0.431 Tom Wilson, R OBP: 0.381, SLG: 0.500 (1, 2) (8, PH) (9, 2)		1B 2B BB	K		G4-3			G6-3		2	1	0	0	1	1	0																				
Orlando Hudson, S OBP: 0.326, SLG: 0.346 (1, 4)		2B 1B	G6-3			G6-4-3 1B		1B 2B		4	1	3	2	0	0	0																				
Chris Woodward, R OBP: 0.330, SLG: 0.377 (1, 6)		HR 2B		10 G4-3 2B		10 G4-3 1B		G1-3		4	1	3	2	0	0	1																				
Inning Stats	R: 0 E: 0 K: 1 S: 8	H: 1 LOB: 1 BB: 0 P: 12	R: 6 E: 0 K: 2 S: 21	H: 5 LOB: 0 BB: 1 P: 36	R: 1 E: 0 K: 1 S: 7	H: 1 LOB: 0 BB: 0 P: 9	R: 0 E: 0 K: 0 S: 18	H: 2 LOB: 2 BB: 0 P: 28	R: 0 E: 0 K: 1 S: 10	H: 0 LOB: 0 BB: 0 P: 14	R: 0 E: 0 K: 0 S: 7	H: 2 LOB: 1 BB: 0 P: 9	R: 0 E: 0 K: 0 S: 11	H: 1 LOB: 1 BB: 0 P: 20	R: 0 E: 0 K: 0 S: 9	H: 2 LOB: 3 BB: 1 P: 15		1B: 8 2B: 4 3B: 1 HR: 1	SF: 0 SAC: 0 DP: 1 HBP: 0	WP: 0 PB: 0 SB: 0 CS: 0	PA: 39															
PITCHER	IP	WLS	BF	H	R	ER	SO	BB	IBB	HBP	BLK	WP	HR	S	P	ERA	WHIP	PITCHER		IP	WLS	BF	H	R	ER	SO	BB	IBB	HBP	BLK	WP	HR	S	P	ERA	WHIP
Colby Lewis, R ERA: 6.23	2.0	L	14	7	7	7	3	1	0	0	0	0	0	24	49	0.00	1.000	Francisco Cordero, R ERA: 2.12		8.1	0.1	1	1	0	0	0	0	0	0	2	3	0.00	0.000			
Brian Shouse, L ERA: 1.13	2.0		8	2	0	0	1	0	0	0	0	0	0	11	15	0.00	1.000																			
Erasmio Ramirez, L ERA:	1.0		4	1	0	0	1	0	0	0	0	0	0	0	17	28	0.00	1.000																		
Esteban Yan, R ERA: 6.48	2.0		7	2	0	0	0	0	0	0	0	0	0	17	28	0.00	1.000																			
Aaron Fultz, L ERA: 2.22	0.2		5	2	0	0	0	0	1	0	0	0	0	7	12	0.00	3.000																			


AB	36
R	6
H	11
RBI	6
BB	1
SO	6
LOB	10



AB	37
R	7
H	14
RBI	7
BB	2
SO	5
LOB	18



Batter	1	2	3	4	5	6	7	8	9	AB	R	H	RBI	BB	SO	LOB	TOP			
David Eckstein, R (1, 6) OBP: 0.336, SLG: 0.313	G5-3			G3-1		B1-3			K	4	0	0	0	0	1	0	Anaheim Angels @ Toronto Blue Jays SkyDome, Toronto, ON Fri May 02 2003, 7:05 PM EDT Att: 17,799 - Dome - 72 F			
Adam Kennedy, L (1, 4) OBP: 0.356, SLG: 0.350	K			F8			L6		L4	4	0	0	0	0	1	0				
Tim Salmon, R (1, 9) OBP: 0.402, SLG: 0.571	G5-3			HR			L5	1B	G1-3	4	1	2	1	0	0	0				
16 Garret Anderson, L (1, 7) OBP: 0.372, SLG: 0.561		F8		P2			1B			3	0	1	0	0	0	0				
Troy Glaus, R (1, 10) OBP: 0.365, SLG: 0.482	K				K2-3		1B			2	0	0	0	1	2	0				
Brad Fullmer, L (1, 3) OBP: 0.435, SLG: 0.610	F7				G4-1		BB			3	0	0	0	0	0	3				
Scott Spiezio, S (1, 5) OBP: 0.294, SLG: 0.367			P3		G4-3			L8		3	0	0	0	0	0	0				
Jeff DaVanon, S (1, 8) OBP: 0.294, SLG: 0.563			L3			P5		F7		3	0	0	0	0	0	0				
José Molina, R (1, 2) 46 Gary Johnson, L (8, PH) Bengie Molina, R	B1					K		G5-3		2	0	0	0	0	1	0	<div style="text-align: right;"> AB 29 R 1 H 3 RBI 1 BB 1 SO 5 LOB 3 </div> 			
Inning Stats	R: 0 E: 0 K: 1 S: 10	H: 0 LOB: 0 BB: 0 P: 15	R: 0 E: 0 K: 1 S: 7	H: 0 LOB: 0 BB: 0 P: 11	R: 0 E: 0 K: 0 S: 4	H: 0 LOB: 0 BB: 0 P: 5	R: 1 E: 0 K: 0 S: 8	H: 1 LOB: 0 BB: 0 P: 10	R: 0 E: 0 K: 1 S: 6	H: 0 LOB: 0 BB: 0 P: 10	R: 0 E: 0 K: 0 S: 9	H: 2 LOB: 2 BB: 1 P: 13	R: 0 E: 0 K: 0 S: 10	H: 0 LOB: 0 BB: 0 P: 14	R: 0 E: 0 K: 1 S: 10	H: 0 LOB: 0 BB: 0 P: 14		1B: 2 2B: 1 3B: 0 HR: 1	SF: 0 SAC: 0 DP: 1 HBP: 0	WP: 0 PB: 0 SB: 0 CS: 0
PITCHER Cory Lidle, R (1, 1) ERA: 4.8	IP: 9.0 WLS: W BF: 30 H: 3 R: 1 ER: 1 SO: 5 BB: 1 IBB: 0 HBP: 0 BLK: 0 WP: 0 HR: 1 S: 71 P: 103 ERA: 1.00 WHIP: 0.444															PITCHER				

Batter	1	2	3	4	5	6	7	8	9	AB	R	H	RBI	BB	SO	LOB	BOTTOM			
Shannon Stewart, R (1, 7) OBP: 0.358, SLG: 0.406	G6-3	G4-3						F9		4	0	1	0	0	0	0	Anaheim Angels @ Toronto Blue Jays SkyDome, Toronto, ON Fri May 02 2003, 7:05 PM EDT Att: 17,799 - Dome - 72 F			
Frank Catalanotto, L (1, 9) Jayson Werth, R (9, 9)	HR		G3		F8			G1-3		4	1	1	0	0	0	1				
10 Vernon Wells, R (1, 8) OBP: 0.293, SLG: 0.457	1B		G4-3			F8		K		4	1	1	0	0	1	0				
Carlos Delgado, L (1, 3) OBP: 0.464, SLG: 0.680	HR		K			G6-3				3	1	1	3	0	1	0				
Josh Phelps, R (1, 10) OBP: 0.376, SLG: 0.477	1B			K			HBP			2	0	1	0	0	1	0				
Eric Hinske, L (1, 5) OBP: 0.310, SLG: 0.390	K			G4-3		K				3	0	0	0	0	2	2				
Tom Wilson, R (1, 2) OBP: 0.364, SLG: 0.474	G6-3			F8			K			3	0	0	0	0	1	1				
Orlando Hudson, S (1, 4) OBP: 0.315, SLG: 0.333		G4-3			G4-3			G3-1		3	0	0	0	0	0	0				
Chris Woodward, R (1, 6) OBP: 0.319, SLG: 0.363		F8			K			P4		3	0	0	0	0	1	0	<div style="text-align: right;"> AB 29 R 3 H 5 RBI 3 BB 0 SO 7 LOB 4 </div> 			
Inning Stats	R: 3 E: 0 K: 1 S: 23	H: 4 LOB: 1 BB: 0 P: 34	R: 0 E: 0 K: 0 S: 10	H: 0 LOB: 0 BB: 0 P: 15	R: 0 E: 0 K: 1 S: 8	H: 0 LOB: 0 BB: 0 P: 10	R: 0 E: 0 K: 1 S: 7	H: 0 LOB: 0 BB: 0 P: 13	R: 0 E: 0 K: 1 S: 11	H: 1 LOB: 1 BB: 0 P: 20	R: 0 E: 0 K: 1 S: 9	H: 0 LOB: 1 BB: 0 P: 14	R: 0 E: 0 K: 1 S: 7	H: 0 LOB: 0 BB: 0 P: 11	R: 0 E: 0 K: 1 S: 10	H: 0 LOB: 0 BB: 0 P: 18		1B: 3 2B: 1 3B: 0 HR: 1	SF: 0 SAC: 0 DP: 0 HBP: 1	WP: 0 PB: 0 SB: 0 CS: 0
PITCHER 41 John Lackey, R (1, 1) Francisco Rodriguez, R (7, 1) ERA: 4.61	IP: 6.0 WLS: L BF: 24 H: 5 R: 3 ER: 3 SO: 3 BB: 0 IBB: 0 HBP: 0 BLK: 0 WP: 0 HR: 1 S: 68 P: 106 ERA: 4.50 WHIP: 0.833															PITCHER				

Batter	1	2	3	4	5	6	7	8	9	AB	R	H	RBI	BB	SO	LOB	TOP								
David Eckstein, R (1,6) OBP: 0.333, SLG: 0.336	F9		F7			HR	P3			4	1	1	1	0	0	4	Anaheim Angels @ Toronto Blue Jays SkyDome, Toronto, ON Sat May 03 2003, 1:05 PM EDT Att: 21,007 - Dome - 72 F								
Scott Spiezio, S (1,9) OBP: 0.283, SLG: 0.351	G4-3			G3-1		F8		G6-3		4	0	0	0	0	0	0									
Tim Salmon, R (1,10) OBP: 0.405, SLG: 0.565	G5-3			1B		G5-3		16 FC6 BB		3	0	1	0	1	0	0									
16 Garret Anderson, L (1,7) OBP: 0.368, SLG: 0.568		L8		F7				FC6		4	0	1	0	0	0	2									
Troy Glaus, R (1,5) OBP: 0.370, SLG: 0.477		G4-6-3 1B		P4				G6-3		3	0	1	0	1	0	2									
Shawn Wooten, R (1,3) OBP: 0.326, SLG: 0.386		G4-6-3 1B				K				4	0	1	0	0	1	3									
Bengie Molina, R (1,2) OBP: 0.361, SLG: 0.374				G4-6-3 1B						2	0	1	0	1	0	1									
Jeff DaVanon, S (7,PR) OBP: 0.333, SLG: 0.563				FC3-6 1B		G4-6-3 1B				0	0	0	0	1	0	0									
Eric Owens, R (1,8) OBP: 0.281, SLG: 0.245				FC3-6 1B				F8		4	0	1	0	0	1	3									
Benji Gil, R (1,4) OBP: 0.192, SLG: 0.097						P4		G1-4-3		4	0	1	0	0	1	3									
Inning Stats	R: 0 E: 0 K: 0 S: 8	H: 0 LOB: 0 BB: 0 P: 14	R: 0 E: 0 K: 0 S: 8	H: 1 LOB: 0 BB: 0 P: 15	R: 0 E: 0 K: 0 S: 9	H: 2 LOB: 1 BB: 0 P: 11	R: 0 E: 0 K: 0 S: 10	H: 1 LOB: 1 BB: 0 P: 17	R: 0 E: 0 K: 0 S: 5	H: 2 LOB: 1 BB: 0 P: 7	R: 1 E: 0 K: 1 S: 18	H: 2 LOB: 2 BB: 1 P: 30	R: 0 E: 0 K: 2 S: 8	H: 0 LOB: 1 BB: 1 P: 18	R: 0 E: 0 K: 0 S: 11	H: 0 LOB: 1 BB: 1 P: 18	R: 0 E: 0 K: 0 S: 5	H: 0 LOB: 1 BB: 1 P: 9	1B: 6 2B: 0 3B: 1 HR: 1	SF: 0 SAC: 0 DP: 2 HBP: 0	WP: 0 PB: 0 SB: 1 CS: 1	PA: 36			
PITCHER	IP	WLS	BF	H	R	ER	SO	BB	IBB	HBP	BLK	WP	HR	S	P	ERA	WHIP								
Doug Davis, L (1,1) ERA: 5.0	6.0	W	24	8	1	1	1	1	0	0	0	0	1	58	94	1.50	1.500								
Doug Creek, L (7,1) ERA: 3.5	1.0	H	4	0	0	0	2	1	0	0	0	0	0	8	18	0.00	1.000								
Trever Miller, L (8,1) ERA: 5.4	2.0		8	0	0	0	0	2	0	0	0	0	0	16	27	0.00	1.000								

Batter	1	2	3	4	5	6	7	8	9	AB	R	H	RBI	BB	SO	LOB	BOTTOM								
Shannon Stewart, R (1,7) OBP: 0.359, SLG: 0.413	K		10 1B		G6-4-3		10 HR 1B	P4		5	2	2	0	0	1	2	Anaheim Angels @ Toronto Blue Jays SkyDome, Toronto, ON Sat May 03 2003, 1:05 PM EDT Att: 21,007 - Dome - 72 F								
Frank Catalanotto, L (1,9) OBP: 0.361, SLG: 0.491	F7		SF8		F8		10 HR 1B	F7		4	1	1	1	0	0	1									
Jayson Werth, R (9,9) OBP: 0.143, SLG: 0.154							10 HR 1B			0	0	0	0	0	0	0									
10 Vernon Wells, R (1,8) OBP: 0.313, SLG: 0.504	1B		3-H 1B				1-H 2-H 3-H HR			4	1	4	5	0	0	0									
Carlos Delgado, L (1,3) OBP: 0.465, SLG: 0.670	F9		G6-3			WP 1B	2B SF8 1B			3	1	1	0	1	0	2									
Josh Phelps, R (1,10) OBP: 0.372, SLG: 0.477		G6-3		G4-3		K	1B			4	0	1	0	0	1	2									
Eric Hinske, L (1,5) OBP: 0.317, SLG: 0.398		G4-6-3 1B		F7		2-3	1B	SF8		3	0	2	1	0	0	0									
Greg Myers, L (1,2) OBP: 0.365, SLG: 0.418		G4-6-3 1B				P5	F7			4	0	1	0	0	0	4									
Orlando Hudson, S (1,4) OBP: 0.323, SLG: 0.333			2B SF8 BB		L6		G3			3	1	1	0	1	0	1									
Mike Bordick, R (1,6) OBP: 0.348, SLG: 0.405		F8			G6-4-3 1B		1B 10 HR 1B	F7		4	1	2	0	0	0	2									
Inning Stats	R: 0 E: 0 K: 1 S: 8	H: 1 LOB: 1 BB: 0 P: 12	R: 0 E: 0 K: 0 S: 6	H: 1 LOB: 0 BB: 0 P: 8	R: 2 E: 0 K: 0 S: 14	H: 2 LOB: 1 BB: 1 P: 24	R: 0 E: 0 K: 0 S: 6	H: 1 LOB: 1 BB: 0 P: 9	R: 0 E: 0 K: 0 S: 5	H: 1 LOB: 0 BB: 0 P: 8	R: 0 E: 0 K: 1 S: 12	H: 2 LOB: 2 BB: 1 P: 23	R: 5 E: 0 K: 0 S: 19	H: 6 LOB: 1 BB: 0 P: 33	R: 0 E: 0 K: 0 S: 9	H: 1 LOB: 1 BB: 0 P: 11	1B: 11 2B: 3 3B: 0 HR: 1	SF: 2 SAC: 0 DP: 2 HBP: 0	WP: 1 PB: 0 SB: 0 CS: 1	PA: 38					
PITCHER	IP	WLS	BF	H	R	ER	SO	BB	IBB	HBP	BLK	WP	HR	S	P	ERA	WHIP								
62 Scot Shields, R (1,1) ERA: 1.24	5.2	L	23	7	2	2	2	1	1	0	0	0	0	46	75	3.18	1.412								
Scott Schoeneweis, L (6,1) ERA: 7.45	0.1		2	1	0	0	0	0	0	0	0	1	0	5	9	0.00	3.000								
Ben Weber, R (7,1) ERA: 3.24	0.1		7	6	5	5	0	0	0	0	0	0	1	14	24	135.00	18.000								
Rich Rodriguez, L (7,1) ERA: 2.45	1.2		6	1	0	0	0	0	0	0	0	0	0	14	20	0.00	0.600								

AB	32
R	1
H	8
RBI	1
BB	4
SO	3
LOB	18



Batter	1	2	3	4	5	6	7	8	9	AB	R	H	RBI	BB	SO	LOB	TOP								
Shannon Stewart, R (1.7) OBP: 0.366, SLG: 0.426	G1-3		G5-3			G6-3			G4-6-3	6	0	3	0	0	0	1									
Eric Hinske, L (1.5) OBP: 0.296, SLG: 0.378	K	K	L6			FC4 10 BB 1B			G4-6-3	6	1	0	1	0	2	5									
10 Vernon Wells, R (1.8) OBP: 0.312, SLG: 0.514	P3	F9				FC5-2-5 BB 1B			G4-3	5	2	1	1	0	0	3									
Carlos Delgado, L (1.3) OBP: 0.482, SLG: 0.726																									
Tom Wilson, R (8.3) OBP: 0.357, SLG: 0.459																									
Josh Phelps, R (1.10) OBP: 0.374, SLG: 0.462																									
Greg Myers, L (1.2) OBP: 0.327, SLG: 0.424																									
Orlando Hudson, S (1.4) OBP: 0.327, SLG: 0.382																									
Jayson Werth, R (1.9) OBP: 0.263, SLG: 0.500																									
Chris Woodward, R (1.6) OBP: 0.350, SLG: 0.404																									
Inning Stats	R: 0 E: 0 K: 1 S: 8	H: 0 LOB: 0 BB: 0 P: 14	R: 5 E: 0 K: 1 S: 18	H: 4 LOB: 1 BB: 1 P: 30	R: 4 E: 0 K: 1 S: 20	H: 4 LOB: 1 BB: 1 P: 36	R: 1 E: 0 K: 0 S: 11	H: 1 LOB: 0 BB: 0 P: 15	R: 5 E: 0 K: 1 S: 26	H: 5 LOB: 2 BB: 1 P: 39	R: 0 E: 0 K: 0 S: 5	H: 1 LOB: 0 BB: 0 P: 10	R: 0 E: 0 K: 0 S: 7	H: 0 LOB: 0 BB: 0 P: 9	R: 0 E: 0 K: 0 S: 4	H: 0 LOB: 0 BB: 0 P: 4	R: 0 E: 0 K: 1 S: 9	H: 2 LOB: 1 BB: 0 P: 13	1B: 7 2B: 5 3B: 0 HR: 5	SF: 0 SAC: 0 DP: 2 HBP: 1	WP: 0 PB: 0 SB: 0 CS: 0	PA: 47			
PITCHER	IP	WLS	BF	H	R	ER	SO	BB	IBB	HBP	BLK	WP	HR	S	P	ERA	WHIP								
Colby Lewis, R (1.1) ERA: 7.52	2.0	L	13	5	6	6	2	1	0	1	0	0	3	27	46	27.00	3.000								
Esteban Yan, R (3.1) ERA: 7.71	2.0		11	4	4	4	1	1	0	0	0	0	2	30	49	18.00	2.500								
Jay Powell, R (5.1) ERA: 13.06	2.0		13	6	5	5	1	1	0	0	0	0	0	31	49	22.50	3.500								
Brian Shouse, L (7.1) ERA: 0.87	2.0		6	0	0	0	0	0	0	0	0	0	0	11	13	0.00	0.000								
R.A. Dickey, R (9.1) ERA: 2.63	1.0		4	2	0	0	1	0	0	0	0	0	0	9	13	0.00	2.000								

Toronto Blue Jays @ Texas Rangers
The Ballpark at Arlington, Arlington, TX
Tue May 06 2003, 8:05 PM EDT
Att: 20,092 - Cloudy - 82 F

AB 43
R 15
H 17
RBI 15
BB 3
SO 5
LOB 12



Batter	1	2	3	4	5	6	7	8	9	AB	R	H	RBI	BB	SO	LOB	BOTTOM								
Carl Everett, S (1.7) OBP: 0.393, SLG: 0.752	P2									4	1	1	4	0	0	0									
9 Hank Blalock, L (1.5) OBP: 0.427, SLG: 0.620										3	1	2	1	1	0	0									
Alex Rodriguez, R (1.6) OBP: 0.427, SLG: 0.656										3	0	1	0	0	0	2									
15 Gerald Laird, R (7.2) OBP: 1.000, SLG: 2.000										1	0	1	0	0	0	0									
Rafael Palmeiro, L (1.3) OBP: 0.386, SLG: 0.533										2	0	0	0	0	1	1									
23 Mark Teixeira, S (6.5, PH) OBP: 0.292, SLG: 0.333										2	0	0	0	0	0	2									
Juan Gonzalez, R (1.9) OBP: 0.316, SLG: 0.568										2	0	0	0	0	2	1									
Ruben Sierra, S (6.9) OBP: 0.325, SLG: 0.400										2	0	0	0	0	1	1									
Mike Lamb, L (1.10) OBP: 0.188, SLG: 0.143										4	0	0	0	0	0	1									
Ryan Christenson, R (1.8) OBP: 0.309, SLG: 0.275										4	0	0	0	0	1	0									
Einar Diaz, R (1.2) OBP: 0.275, SLG: 0.311										1	1	0	0	0	0	0									
Donnie Sadler, R (7.6) OBP: 0.275, SLG: 0.311										2	0	0	0	0	1	0									
10 Michael Young, R (1.4) OBP: 0.352, SLG: 0.449										4	2	2	0	0	0	0									
Inning Stats	R: 1 E: 0 K: 2 S: 18	H: 2 LOB: 1 BB: 0 P: 23	R: 3 E: 0 K: 0 S: 14	H: 2 LOB: 1 BB: 1 P: 24	R: 0 E: 0 K: 1 S: 8	H: 0 LOB: 0 BB: 0 P: 9	R: 0 E: 0 K: 1 S: 8	H: 0 LOB: 0 BB: 0 P: 11	R: 0 E: 0 K: 0 S: 12	H: 1 LOB: 1 BB: 0 P: 17	R: 0 E: 0 K: 0 S: 6	H: 0 LOB: 0 BB: 0 P: 7	R: 1 E: 0 K: 1 S: 11	H: 1 LOB: 0 BB: 0 P: 14	R: 0 E: 0 K: 1 S: 10	H: 1 LOB: 1 BB: 0 P: 16	R: 0 E: 0 K: 0 S: 7	H: 0 LOB: 0 BB: 0 P: 8	1B: 2 2B: 2 3B: 1 HR: 2	SF: 0 SAC: 0 DP: 0 HBP: 1	WP: 0 PB: 0 SB: 1 CS: 0	PA: 36			
PITCHER	IP	WLS	BF	H	R	ER	SO	BB	IBB	HBP	BLK	WP	HR	S	P	ERA	WHIP								
32 Roy Halladay, R (1.1) ERA: 5.13	7.0	W	29	6	5	5	5	1	0	1	0	0	2	77	105	6.43	1.000								
Doug Creek, L (8.1) ERA: 3.27	1.0		4	1	0	0	1	0	0	0	0	0	0	10	16	0.00	1.000								
Jeff Tam, R (9.1) ERA: 5.94	1.0		3	0	0	0	0	0	0	0	0	0	0	7	8	0.00	0.000								

Toronto Blue Jays @ Texas Rangers
The Ballpark at Arlington, Arlington, TX
Tue May 06 2003, 8:05 PM EDT
Att: 20,092 - Cloudy - 82 F

AB 34
R 5
H 7
RBI 5
BB 1
SO 6
LOB 8



Batter	1	2	3	4	5	6	7	8	9	AB	R	H	RBI	BB	SO	LOB	TOP										
Shannon Stewart, R OBP: 0.361, SLG: 0.425										5	1	1	0	0	0	3											
Frank Catalanotto, L OBP: 0.364, SLG: 0.508										5	1	2	1	0	1	2											
10 Vernon Wells, R OBP: 0.316, SLG: 0.510										3	0	1	2	1	1	1											
Carlos Delgado, L OBP: 0.490, SLG: 0.748										2	1	1	1	2	1	1											
Josh Phelps, R OBP: 0.364, SLG: 0.447										4	0	0	0	0	3	5											
Eric Hinske, L OBP: 0.296, SLG: 0.369										3	0	0	0	1	1	0											
Tom Wilson, R OBP: 0.356, SLG: 0.453										3	0	1	0	0	1	1											
Greg Myers, L OBP: 0.377, SLG: 0.417										1	0	0	0	0	1	0											
Orlando Hudson, S OBP: 0.324, SLG: 0.387										4	0	1	0	0	0	1											
Chris Woodward, R OBP: 0.346, SLG: 0.398										4	1	1	0	0	1	1											
Inning Stats	R: 3 E: 0 K: 2 S: 14	H: 3 LOB: 0 BB: 0 P: 22	R: 0 E: 0 K: 0 S: 9	H: 1 LOB: 1 BB: 0 P: 17	R: 0 E: 0 K: 2 S: 12	H: 0 LOB: 1 BB: 1 P: 21	R: 0 E: 0 K: 1 S: 7	H: 0 LOB: 0 BB: 0 P: 11	R: 0 E: 0 K: 1 S: 8	H: 1 LOB: 1 BB: 0 P: 13	R: 0 E: 0 K: 0 S: 8	H: 0 LOB: 1 BB: 2 P: 17	R: 1 E: 0 K: 2 S: 14	H: 3 LOB: 3 BB: 1 P: 25	R: 0 E: 0 K: 1 S: 8	H: 0 LOB: 0 BB: 0 P: 15	R: 0 E: 0 K: 1 S: 10	H: 0 LOB: 0 BB: 0 P: 14	1B: 3 2B: 3 3B: 1 HR: 1	SF: 0 SAC: 0 DP: 1 HBP: 0	WP: 0 PB: 0 SB: 0 CS: 0	PA: 38					
PITCHER	IP	WLS	BF	H	R	ER	SO	BB	IBB	HBP	BLK	WP	HR	S	P	ERA	WHIP										
53 Joaquin Benoit, R ERA: 6.1	5.0		21	5	3	3	6	1	0	0	0	0	1	50	84	5.40	1.200										
Aaron Fultz, L ERA: 2.33	1.2	W	8	2	1	1	1	2	0	0	0	0	0	16	30	5.40	2.400										
Francisco Cordero, R ERA: 2.75	1.1	H	6	1	0	0	2	0	1	0	0	0	0	14	27	0.00	0.750										
Ugueth Urbina, R ERA: 1.88	1.0	S	3	0	0	0	1	0	0	0	0	0	0	10	14	0.00	0.000										

Toronto Blue Jays @ Texas Rangers
The Ballpark at Arlington, Arlington, TX
Wed May 07 2003, 8:05 PM EDT
Att: 18,508 - Sunny - 86 F

AB	34
R	4
H	8
RBI	4
BB	4
SO	10
LOB	15



Batter	1	2	3	4	5	6	7	8	9	AB	R	H	RBI	BB	SO	LOB	BOTTOM										
Carl Everett, S OBP: 0.397, SLG: 0.738										2	1	0	0	2	0	2											
9 Hank Blalock, L OBP: 0.421, SLG: 0.606										4	0	1	1	0	0	1											
Alex Rodriguez, R OBP: 0.422, SLG: 0.667										4	1	1	1	0	2	2											
Rafael Palmeiro, L OBP: 0.374, SLG: 0.514										4	0	0	0	0	1	1											
Juan Gonzalez, R OBP: 0.328, SLG: 0.605										4	2	3	1	0	1	0											
Donnie Sadler, R OBP: 0.328, SLG: 0.397										3	1	1	0	0	0	1											
Ryan Christenson, R OBP: 0.305, SLG: 0.271										1	0	0	0	0	1	1											
23 Mark Teixeira, S OBP: 0.293, SLG: 0.361										3	0	2	2	0	1	1											
Einar Diaz, R OBP: 0.286, SLG: 0.312										3	0	1	0	0	0	2											
10 Michael Young, R OBP: 0.352, SLG: 0.442										2	0	0	0	1	0	2											
Inning Stats	R: 1 E: 0 K: 0 S: 7	H: 1 LOB: 1 BB: 1 P: 13	R: 1 E: 0 K: 0 S: 20	H: 2 LOB: 2 BB: 1 P: 33	R: 0 E: 0 K: 1 S: 6	H: 0 LOB: 0 BB: 0 P: 10	R: 1 E: 0 K: 0 S: 10	H: 2 LOB: 0 BB: 0 P: 14	R: 0 E: 0 K: 0 S: 8	H: 0 LOB: 0 BB: 0 P: 13	R: 2 E: 0 K: 1 S: 19	H: 3 LOB: 2 BB: 0 P: 33	R: 0 E: 0 K: 2 S: 13	H: 0 LOB: 1 BB: 1 P: 19	R: 0 E: 0 K: 2 S: 10	H: 1 LOB: 1 BB: 0 P: 15	R: 0 E: 0 K: 2 S: 10	H: 1 LOB: 1 BB: 0 P: 15	1B: 5 2B: 2 3B: 0 HR: 2	SF: 1 SAC: 0 DP: 1 HBP: 1	WP: 1 PB: 0 SB: 1 CS: 1	PA: 35					
PITCHER	IP	WLS	BF	H	R	ER	SO	BB	IBB	HBP	BLK	WP	HR	S	P	ERA	WHIP										
Tanyon Sturtze, R ERA: 5.92	5.2	L	25	8	5	5	2	2	0	0	0	0	0	3	7	0.00	0.000										
Jeff Tam, R ERA: 5.82	0.1		2	0	0	0	0	0	0	1	0	0	0	3	7	0.00	0.000										
Doug Creek, L ERA: 3.18	0.1		2	0	0	0	0	1	0	0	0	0	0	6	10	0.00	3.000										
Aquilino Lopez, R ERA: 4.61	1.2		6	1	0	0	4	0	0	0	0	0	0	17	24	0.00	0.600										

Toronto Blue Jays @ Texas Rangers
The Ballpark at Arlington, Arlington, TX
Wed May 07 2003, 8:05 PM EDT
Att: 18,508 - Sunny - 86 F

AB	30
R	5
H	9
RBI	5
BB	3
SO	6
LOB	13



Batter	1	2	3	4	5	6	7	8	9	AB	R	H	RBI	BB	SO	LOB	TOP										
Shannon Stewart, R OBP: 0.374, SLG: 0.449										3	2	2	3	2	0	0											
Frank Catalanotto, L OBP: 0.358, SLG: 0.504										5	1	1	0	0	1	3											
10 Vernon Wells, R OBP: 0.307, SLG: 0.493										5	0	0	0	0	1	4											
Carlos Delgado, L OBP: 0.473, SLG: 0.717										5	1	0	0	0	0	2											
Greg Myers, L OBP: 0.397, SLG: 0.500										4	2	3	3	0	0	0											
Tom Wilson, R OBP: 0.351, SLG: 0.446										1	0	0	0	0	0	0											
Eric Hinske, L OBP: 0.314, SLG: 0.392										3	0	2	1	2	0	0											
Jayson Werth, R OBP: 0.261, SLG: 0.455										4	0	1	0	0	2	3											
Dave Berg, R OBP: 0.346, SLG: 0.520										4	1	0	0	0	0	5											
Mike Bordick, R OBP: 0.340, SLG: 0.391										4	1	1	0	0	1	1											
Inning Stats	R: 0 E: 0 K: 0 S: 8	H: 1 LOB: 1 BB: 0 P: 13	R: 4 E: 0 K: 1 S: 11	H: 3 LOB: 0 BB: 1 P: 21	R: 0 E: 0 K: 0 S: 11	H: 0 LOB: 0 BB: 0 P: 15	R: 0 E: 0 K: 1 S: 12	H: 1 LOB: 1 BB: 0 P: 19	R: 3 E: 1 K: 3 S: 19	H: 2 LOB: 1 BB: 1 P: 33	R: 0 E: 0 K: 0 S: 5	H: 0 LOB: 0 BB: 0 P: 8	R: 1 E: 0 K: 0 S: 13	H: 3 LOB: 3 BB: 1 P: 23	R: 0 E: 0 K: 0 S: 6	H: 0 LOB: 1 BB: 1 P: 13	R: 0 E: 0 K: 0 S: 11	H: 0 LOB: 0 BB: 0 P: 16	1B: 4 2B: 4 3B: 0 HR: 2	SF: 0 SAC: 0 DP: 0 HBP: 0	WP: 0 PB: 0 SB: 2 CS: 0	PA: 42					
PITCHER	IP	WLS	BF	H	R	ER	SO	BB	IBB	HBP	BLK	WP	HR	S	P	ERA	WHIP										
Ryan Drese, R ERA: 7.65	4.2	L	21	5	5	4	4	2	0	0	0	0	0	8	14	∞	∞										
Brian Shouse, L ERA: 0.97	0.0		3	2	2	0	0	0	0	0	0	0	0	8	14	∞	∞										
Todd Van Poppel, R ERA: 5.68	2.1		11	3	1	1	1	0	1	0	0	0	0	22	36	3.86	1.286										
Jay Powell, R ERA: 11.91	1.0		4	0	0	0	0	1	0	0	0	0	0	6	13	0.00	1.000										
Aaron Fultz, L ERA: 2.21	1.0		3	0	0	0	0	0	0	0	0	0	0	11	16	0.00	0.000										

Toronto Blue Jays @ Texas Rangers
The Ballpark at Arlington, Arlington, TX
Thu May 08 2003, 2:05 PM EDT
Att: 20,177 - Overcast - 83 F

AB	38
R	8
H	10
RBI	7
BB	4
SO	5
LOB	18



Batter	1	2	3	4	5	6	7	8	9	AB	R	H	RBI	BB	SO	LOB	BOTTOM										
Carl Everett, S OBP: 0.405, SLG: 0.748										4	1	3	2	0	1	0											
9 Hank Blalock, L OBP: 0.412, SLG: 0.587										5	0	1	0	0	0	4											
Alex Rodriguez, R OBP: 0.414, SLG: 0.649										5	0	1	1	0	0	4											
Rafael Palmeiro, L OBP: 0.368, SLG: 0.526										5	1	1	1	0	2	3											
Juan Gonzalez, R OBP: 0.326, SLG: 0.602										4	0	1	0	0	0	0											
Ruben Sierra, S OBP: 0.333, SLG: 0.395										3	0	1	0	1	0	1											
Ryan Christenson, R OBP: 0.305, SLG: 0.271										0	0	0	0	0	0	0											
23 Mark Teixeira, S OBP: 0.291, SLG: 0.368										4	1	1	0	0	2	2											
Einar Diaz, R OBP: 0.295, SLG: 0.333										4	2	2	0	0	0	2											
10 Michael Young, R OBP: 0.356, SLG: 0.468										4	1	2	2	0	0	1											
Inning Stats	R: 0 E: 0 K: 1 S: 12	H: 1 LOB: 1 BB: 0 P: 20	R: 0 E: 0 K: 1 S: 8	H: 0 LOB: 1 BB: 1 P: 17	R: 1 E: 0 K: 0 S: 9	H: 2 LOB: 0 BB: 0 P: 12	R: 0 E: 0 K: 0 S: 5	H: 0 LOB: 0 BB: 0 P: 8	R: 1 E: 0 K: 0 S: 9	H: 1 LOB: 1 BB: 0 P: 12	R: 2 E: 0 K: 0 S: 17	H: 4 LOB: 1 BB: 0 P: 19	R: 1 E: 0 K: 1 S: 12	H: 2 LOB: 1 BB: 0 P: 17	R: 1 E: 0 K: 1 S: 12	H: 2 LOB: 1 BB: 0 P: 20	1B: 7 2B: 4 3B: 0 HR: 2	SF: 1 SAC: 0 DP: 1 HBP: 0	WP: 1 PB: 1 SB: 0 CS: 0	PA: 40							
PITCHER	IP	WLS	BF	H	R	ER	SO	BB	IBB	HBP	BLK	WP	HR	S	P	ERA	WHIP										
Cory Lidle, R ERA: 4.94	6.0	W	27	8	4	4	3	1	0	0	0	0	1	13	18	6.75	2.250										
Trevor Miller, L ERA: 5.54	1.1		6	3	1	1	0	0	0	0	0	0	1	13	18	6.75	2.250										
Cliff Politte, R ERA: 3.52	1.2	S	7	2	1	1	2	0	0	0	0	0	1	18	27	5.40	1.200										

Toronto Blue Jays @ Texas Rangers
The Ballpark at Arlington, Arlington, TX
Thu May 08 2003, 2:05 PM EDT
Att: 20,177 - Overcast - 83 F

AB	38
R	6
H	13
RBI	6
BB	1
SO	5
LOB	17



Batter	1	2	3	4	5	6	7	8	9	AB	R	H	RBI	BB	SO	LOB	TOP								
Shannon Stewart, R (1, 7) OBP: 0.372, SLG: 0.439	G6-3		1B		G6-3	K			E5 10 G6-3	5	0	1	0	0	1	1									
Frank Catalanotto, L (1, 9) OBP: 0.364, SLG: 0.493	P5		1B			10 HR		G6-3	F8	5	1	2	1	0	0	1									
Jayson Werth, R (9, 9) OBP: 0.289, SLG: 0.560			1B			1B				0	0	0	0	0	0	0									
10 Vernon Wells, R (1, 8) OBP: 0.308, SLG: 0.510	F8		L4			HR		2B	G6-3	5	1	2	2	0	0	3									
Carlos Delgado, L (1, 3) OBP: 0.465, SLG: 0.683		F8		F7		1B			FC6-4	2	1	0	0	2	0	0									
Josh Phelps, R (1, 10) OBP: 0.351, SLG: 0.430	G6-3			G1-3		HBP		IBB	IBB	5	0	0	0	0	1	5									
Greg Myers, L (1, 2) OBP: 0.388, SLG: 0.521	F7			HR		1B			FC6-4	4	2	2	1	0	0	2									
Orlando Hudson, S (1, 4) OBP: 0.321, SLG: 0.374			G3	F8		SF8			K	4	1	1	1	0	1	0									
Mike Bordick, R (1, 5) OBP: 0.333, SLG: 0.380			K		G6-3	S		G5-3		4	0	1	1	0	1	0									
Chris Woodward, R (1, 6) OBP: 0.333, SLG: 0.384			1B	1B	K	SF8			K	3	1	1	1	0	2	0									
Inning Stats	R: 0 E: 0 K: 0 S: 7	H: 0 LOB: 0 BB: 0 P: 9	R: 0 E: 0 K: 0 S: 3	H: 0 LOB: 0 BB: 0 P: 7	R: 1 E: 0 K: 1 S: 13	H: 3 LOB: 2 BB: 0 P: 17	R: 1 E: 0 K: 0 S: 8	H: 1 LOB: 0 BB: 0 P: 11	R: 0 E: 0 K: 1 S: 7	H: 0 LOB: 0 BB: 0 P: 7	R: 5 E: 0 K: 1 S: 15	H: 5 LOB: 0 BB: 0 P: 25	R: 0 E: 0 K: 1 S: 8	H: 1 LOB: 2 BB: 1 P: 18	R: 0 E: 0 K: 2 S: 9	H: 0 LOB: 0 BB: 0 P: 14	R: 0 E: 1 K: 0 S: 11	H: 0 LOB: 2 BB: 1 P: 18	1B: 7 2B: 1 3B: 0 HR: 2	SF: 1 SAC: 0 DP: 0 HBP: 1	WP: 0 PB: 0 SB: 1 CS: 0	PA: 41			
PITCHER	IP	WLS	BF	H	R	ER	SO	BB	IBB	HBP	BLK	WP	HR	S	P	ERA	WHIP								
Ramon Ortiz, R (1, 1) ERA: 5.87	5.1	L	25	8	7	7	2	0	0	1	0	0	2	48	68	11.81	1.500								
62 Scot Shields, R (6, 1) ERA: 1.07	3.2		16	2	0	0	4	0	2	0	0	0	0	33	58	0.00	0.545								

Toronto Blue Jays @ Anaheim Angels
Edison International Field, Anaheim, CA
Sat May 10 2003, 10:05 PM EDT
Att: 43,661 - Sunny - 68 F

livebaseballscores.com

AB 37
R 7
H 10
RBI 7
BB 2
SO 6
LOB 12



Batter	1	2	3	4	5	6	7	8	9	AB	R	H	RBI	BB	SO	LOB	BOTTOM								
David Eckstein, R (1, 6) OBP: 0.354, SLG: 0.362	L6-3		G5-3		G6-3			G3-1	K	4	0	1	0	1	1	2									
Scott Spiezio, S (1, 3) OBP: 0.258, SLG: 0.308	L6-3		G5-3			F9		G3-1		4	0	0	0	0	0	3									
Tim Salmon, R (1, 9) OBP: 0.400, SLG: 0.538	G1-3		16 CS			16 G4-6-3		K		4	0	2	1	0	1	1									
16 Garret Anderson, L (1, 7) OBP: 0.362, SLG: 0.582		G4-3	CS	G3		G4-6-3		G1-3		4	0	0	0	0	0	2									
Troy Glaus, R (1, 5) OBP: 0.387, SLG: 0.486		2B		FC5-4			FC5		K	2	1	1	0	2	1	0									
Shawn Woolen, R (1, 10) OBP: 0.322, SLG: 0.446		G6-3		L5			K		1B	4	1	2	1	0	1	2									
Benji Gil, R (1, 4) OBP: 0.162, SLG: 0.114		1H							2B	2	0	0	0	0	0	2									
Adam Kennedy, L (7, PH) OBP: 0.364, SLG: 0.407		G6-3		FC5-4			FC5		F8	1	0	0	0	0	0	1									
Eric Owens, R (1, 8) OBP: 0.250, SLG: 0.206		G6-3								2	0	0	0	0	0	1									
Jeff DaVanon, S (7, PH) OBP: 0.242, SLG: 0.387		G6-3					FC5		2B	2	1	1	0	0	0	2									
José Molina, R (1, 2) OBP: 0.077, SLG: 0.077										2	1	1	0	0	0	0									
Brad Fulmer, L (7, PH) OBP: 0.422, SLG: 0.547										1	0	0	0	0	0	2									
Bengie Molina, R (8, 2) OBP: 0.289, SLG: 0.385			G5-3	G5-3						1	0	1	2	0	0	0									
Inning Stats	R: 0 E: 0 K: 0 S: 5	H: 1 LOB: 0 BB: 0 P: 8	R: 1 E: 0 K: 0 S: 11	H: 1 LOB: 1 BB: 1 P: 20	R: 1 E: 0 K: 0 S: 10	H: 2 LOB: 0 BB: 0 P: 17	R: 0 E: 0 K: 0 S: 6	H: 1 LOB: 0 BB: 0 P: 10	R: 0 E: 0 K: 0 S: 6	H: 0 LOB: 0 BB: 0 P: 8	R: 0 E: 0 K: 0 S: 5	H: 1 LOB: 0 BB: 0 P: 7	R: 0 E: 0 K: 1 S: 18	H: 0 LOB: 2 BB: 1 P: 30	R: 0 E: 0 K: 1 S: 12	H: 0 LOB: 1 BB: 1 P: 21	R: 2 E: 0 K: 2 S: 12	H: 3 LOB: 1 BB: 0 P: 17	1B: 7 2B: 3 3B: 0 HR: 0	SF: 0 SAC: 0 DP: 2 HBP: 1	WP: 0 PB: 0 SB: 2 CS: 1	PA: 38			
PITCHER	IP	WLS	BF	H	R	ER	SO	BB	IBB	HBP	BLK	WP	HR	S	P	ERA	WHIP								
Mark Hendrickson, L (1, 1) ERA: 6.07	6.0	W	22	6	2	2	0	1	0	0	0	0	0	43	70	3.00	1.167								
Kelvim Escobar, R (7, 1) ERA: 8.8	2.0		9	0	0	0	2	2	0	1	0	0	0	30	51	0.00	1.000								
Aquilino Lopez, R (9, 1) ERA: 6.52	1.0		6	3	2	2	2	0	0	0	0	0	0	12	17	18.00	3.000								

Toronto Blue Jays @ Anaheim Angels
Edison International Field, Anaheim, CA
Sat May 10 2003, 10:05 PM EDT
Att: 43,661 - Sunny - 68 F

livebaseballscores.com

AB 33
R 4
H 9
RBI 4
BB 3
SO 4
LOB 18



Batter	1	2	3	4	5	6	7	8	9	AB	R	H	RBI	BB	SO	LOB	TOP					
Shannon Stewart, R (1, 7) OBP: 0.364, SLG: 0.429	1-3 K	1-0 F8		0-0 F8			2-0 G6-4-3			4	0	0	0	0	1	3						
Mike Bordick, R (1, 6) OBP: 0.345, SLG: 0.426	1-2 10 SF9		3-2 BB				1-1 L5			4	1	2	0	0	1	0						
10 Vernon Wells, R (1, 8) OBP: 0.301, SLG: 0.500	2-2 SF9		1-2 F8							3	0	0	1	0	1	1						
Carlos Delgado, L (1, 3) OBP: 0.453, SLG: 0.662	0-0 P2		1-1 F9							4	0	0	0	0	2	1						
Tom Wilson, R (1, 2) OBP: 0.372, SLG: 0.493		4-1 2B	4-1 BB							2	2	1	1	2	0	0						
Josh Phelps, R (1, 10) OBP: 0.348, SLG: 0.432	2-0 1B		2-3 K							4	1	1	0	0	2	2						
Orlando Hudson, S (1, 4) OBP: 0.327, SLG: 0.379		2-2 FC3-6		2-2 G6-3						4	0	2	1	0	0	0						
Jayson Werth, R (1, 9) OBP: 0.233, SLG: 0.483		2-3 3H	0-3 K							4	0	0	0	0	2	3						
Dave Berg, R (1, 5) OBP: 0.357, SLG: 0.509		2-2 FC3-6		3-2 K						3	0	1	1	1	1	1						
Inning Stats	R: 1 E: 0 K: 1 S: 12	H: 1 LOB: 0 BB: 0 P: 16	R: 2 E: 0 K: 1 S: 12	H: 2 LOB: 1 BB: 1 P: 23	R: 0 E: 0 K: 1 S: 14	H: 1 LOB: 2 BB: 1 P: 25	R: 0 E: 0 K: 0 S: 13	H: 1 LOB: 1 BB: 0 P: 21	R: 0 E: 0 K: 0 S: 8	H: 0 LOB: 0 BB: 0 P: 12	R: 0 E: 0 K: 0 S: 13	H: 1 LOB: 1 BB: 0 P: 18	R: 0 E: 0 K: 0 S: 4	H: 0 LOB: 0 BB: 1 P: 11	R: 1 E: 0 K: 3 S: 14	H: 1 LOB: 0 BB: 0 P: 20	R: 0 E: 0 K: 2 S: 9	H: 0 LOB: 0 BB: 0 P: 10	1B: 4 2B: 1 3B: 1 HR: 1	SF: 1 SAC: 0 DP: 1 HBP: 0	WP: 0 PB: 0 SB: 1 CS: 0	PA: 36
PITCHER	IP WLS BF H R ER SO BB IBB HBP BLK WP HR S P ERA WHIP																					
Jarrod Washburn, L (1, 1) ERA: 3.79	6.0 L 26 6 3 3 5 2 0 0 0 0 0 0 72 115 4.50 1.333																					
Francisco Rodríguez, R (7, 1) ERA: 4.74	2.0 7 1 1 1 3 1 0 0 0 0 0 1 18 31 4.50 1.000																					
Brendan Donnelly, R (9, 1) ERA:	1.0 3 0 0 0 2 0 0 0 0 0 0 0 9 10 0.00 0.000																					

Toronto Blue Jays @ Anaheim Angels
Edison International Field, Anaheim, CA
Sun May 11 2003, 4:05 PM EDT
Att: 32,129 - Sunny - 75 F

AB 32
R 4
H 7
RBI 4
BB 3
SO 10
LOB 11



Batter	1	2	3	4	5	6	7	8	9	AB	R	H	RBI	BB	SO	LOB	BOTTOM					
David Eckstein, R (1, 6) OBP: 0.346, SLG: 0.352	1-2 G1-3		1-1 F9							4	0	0	0	0	0	1						
Adam Kennedy, L (1, 4) OBP: 0.357, SLG: 0.397	3-3 K		2-3 K							4	0	1	1	0	2	0						
Tim Salmon, R (1, 9) OBP: 0.396, SLG: 0.530	0-1 1B									4	0	1	0	0	1	1						
16 Garret Anderson, L (1, 7) OBP: 0.359, SLG: 0.572	0-2 F9									4	0	1	0	0	1	1						
Troy Glaus, R (1, 5) OBP: 0.383, SLG: 0.505										4	1	1	1	0	2	1						
Brad Fullmer, L (1, 10) OBP: 0.416, SLG: 0.535	2-1 F7									4	0	1	0	0	0	0						
Scott Spiezio, S (1, 3) OBP: 0.252, SLG: 0.300	1-0 G3									3	0	0	0	0	0	2						
Bengie Molina, R (1, 2) OBP: 0.291, SLG: 0.384	0-3 K2-3									3	0	1	0	0	1	0						
Jeff DaVanon, S (1, 8) OBP: 0.222, SLG: 0.353										3	1	0	0	0	0	1						
Inning Stats	R: 0 E: 0 K: 1 S: 13	H: 1 LOB: 1 BB: 0 P: 17	R: 1 E: 0 K: 1 S: 8	H: 1 LOB: 0 BB: 0 P: 12	R: 0 E: 0 K: 1 S: 8	H: 0 LOB: 0 BB: 0 P: 11	R: 0 E: 0 K: 2 S: 9	H: 0 LOB: 0 BB: 0 P: 10	R: 0 E: 0 K: 0 S: 8	H: 0 LOB: 0 BB: 0 P: 11	R: 0 E: 0 K: 0 S: 5	H: 0 LOB: 0 BB: 0 P: 7	R: 0 E: 0 K: 1 S: 11	H: 2 LOB: 2 BB: 0 P: 13	R: 1 E: 0 K: 0 S: 16	H: 2 LOB: 1 BB: 0 P: 26	R: 0 E: 0 K: 1 S: 8	H: 0 LOB: 0 BB: 0 P: 11	1B: 5 2B: 0 3B: 0 HR: 1	SF: 0 SAC: 0 DP: 0 HBP: 0	WP: 0 PB: 0 SB: 2 CS: 0	PA: 33
PITCHER	IP WLS BF H R ER SO BB IBB HBP BLK WP HR S P ERA WHIP																					
32 Roy Halladay, R (1, 1) ERA: 4.77	7.2 W 29 6 2 2 6 0 0 0 0 0 0 1 73 99 2.35 0.783																					
Cliff Politte, R (8, 1) ERA: 3.24	1.1 S 4 0 0 0 1 0 0 0 0 0 0 0 13 19 0.00 0.000																					

Toronto Blue Jays @ Anaheim Angels
Edison International Field, Anaheim, CA
Sun May 11 2003, 4:05 PM EDT
Att: 32,129 - Sunny - 75 F

AB 33
R 2
H 6
RBI 2
BB 0
SO 7
LOB 7



Batter	1	2	3	4	5	6	7	8	9	AB	R	H	RBI	BB	SO	LOB	TOP					
13 Carl Crawford, L OBP: 0.275, SLG: 0.325	F7	K		CS			K		SH2-3 5 SF8	5	1	2	0	0	2	1						
Marlon Anderson, L OBP: 0.345, SLG: 0.324	K	K		CS	F7		K		SH2-3	3	0	0	0	1	2	0						
5 Rocco Baldelli, R OBP: 0.370, SLG: 0.510		FC6-4			K				SF8	4	1	2	2	0	1	2						
Aubrey Huff, L OBP: 0.351, SLG: 0.556	F8				P4		L7		G4-3	5	0	0	0	0	0	1						
Travis Lee, L OBP: 0.349, SLG: 0.450		HR	G3			G3-1		F7		4	1	1	1	0	0	0						
Al Martin, L OBP: 0.333, SLG: 0.371		K				G4-3		G4-3		4	0	1	0	0	1	0						
Toby Hall, R OBP: 0.300, SLG: 0.355		1B			F9		18 HR		18 BB	4	2	3	0	0	0	1						
18 Jared Sandberg, R OBP: 0.750, SLG: 2.000		1B			P3		HR			3	2	2	2	1	0	0						
Felix Escalona, R OBP: 0.158, SLG: 0.167		1B			K		K		K	4	0	1	2	0	3	2						
Inning Stats	R: 0 E: 0 K: 1 S: 8	H: 1 LOB: 1 BB: 0 P: 13	R: 3 E: 0 K: 2 S: 18	H: 4 LOB: 2 BB: 1 P: 30	R: 0 E: 0 K: 0 S: 9	H: 1 LOB: 1 BB: 0 P: 15	R: 0 E: 0 K: 1 S: 8	H: 1 LOB: 0 BB: 0 P: 13	R: 0 E: 0 K: 1 S: 12	H: 0 LOB: 0 BB: 0 P: 14	R: 2 E: 0 K: 1 S: 9	H: 2 LOB: 0 BB: 0 P: 12	R: 1 E: 0 K: 2 S: 15	H: 1 LOB: 0 BB: 0 P: 20	R: 0 E: 0 K: 1 S: 12	H: 1 LOB: 2 BB: 1 P: 21	R: 1 E: 0 K: 0 S: 8	H: 1 LOB: 0 BB: 0 P: 14	1B: 8 2B: 1 3B: 0 HR: 3	SF: 1 SAC: 1 DP: 0 HBP: 0	WP: 0 PB: 0 SB: 2 CS: 1	PA: 41
PITCHER	IP	WLS	BF	H	R	ER	SO	BB	IBB	HBP	BLK	WP	HR	S	P	ERA	WHIP					
Tanyon Sturtze, R ERA: 6.14	6.0	L	27	9	5	5	6	1	0	0	0	0	2	64	97	7.50	1.667					
Trever Miller, L ERA: 5.52	1.2		6	1	1	1	2	0	0	0	0	0	1	19	26	5.40	0.600					
Jeff Tam, R ERA: 5.49	1.0		6	2	1	1	1	1	0	0	0	0	0	14	24	9.00	3.000					
Doug Creek, L ERA: 3.86	0.1		1	0	0	0	0	0	0	0	0	0	0	2	5	0.00	0.000					

Tampa Bay Devil Rays @ Toronto Blue Jays
SkyDome, Toronto, ON
Tue May 13 2003, 7:05 PM EDT
Att: 14,007 - Dome - 72 F

AB 36
R 7
H 12
RBI 7
BB 2
SO 9
LOB 7

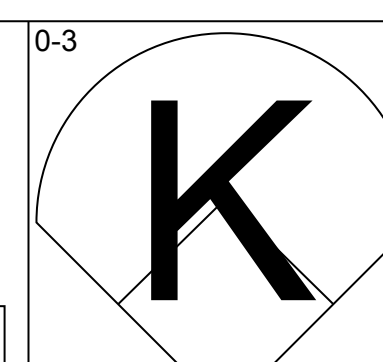
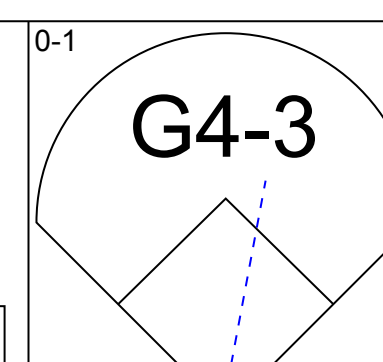
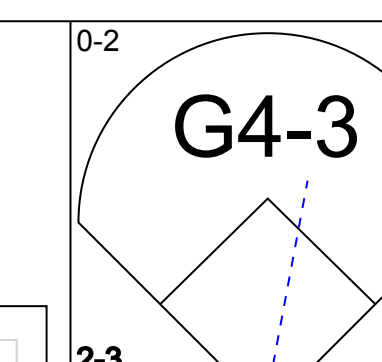
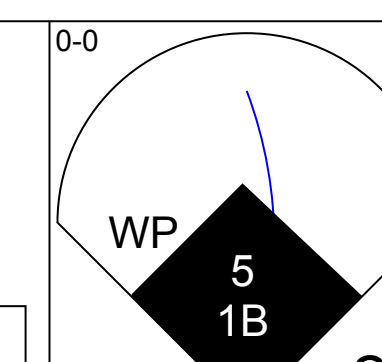
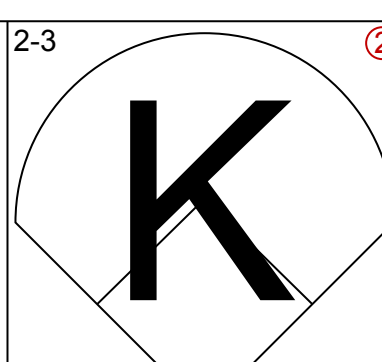
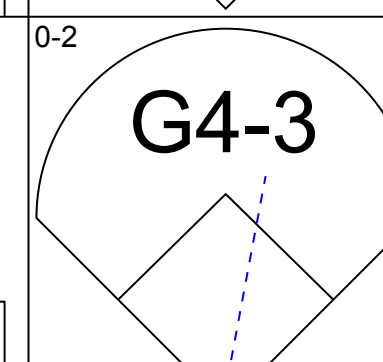
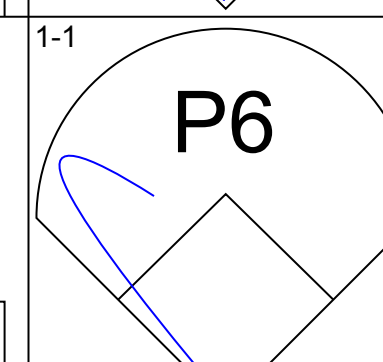
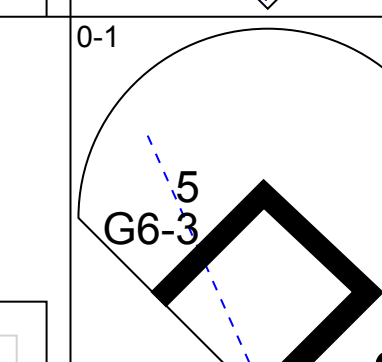
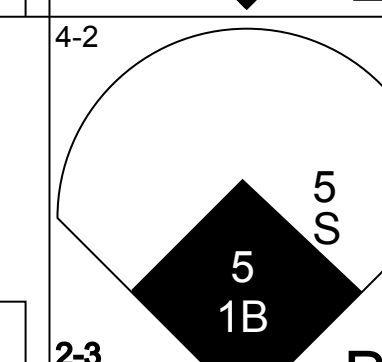
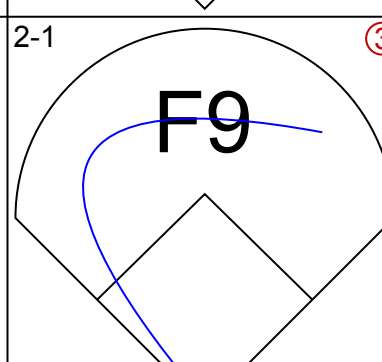
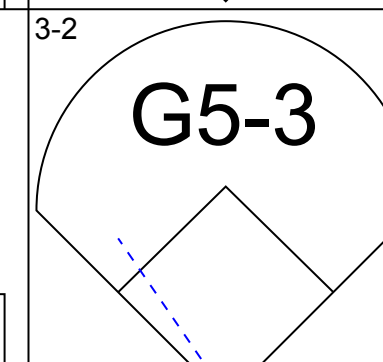
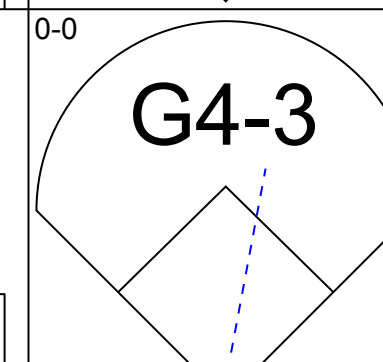
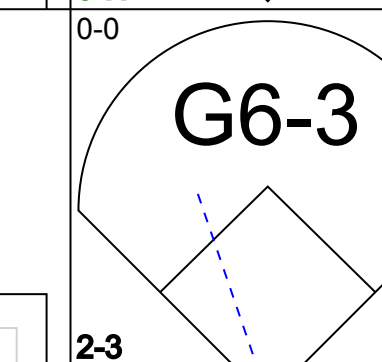
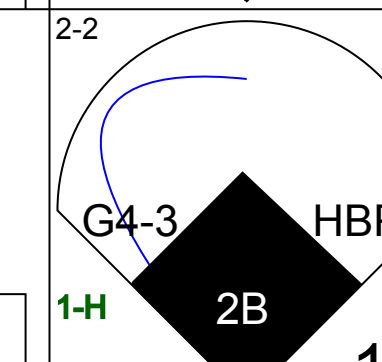
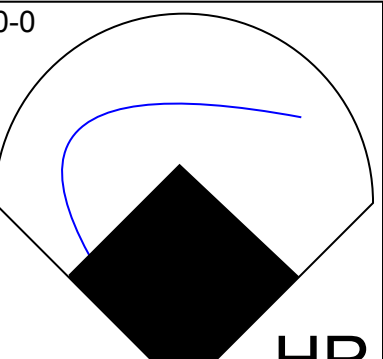
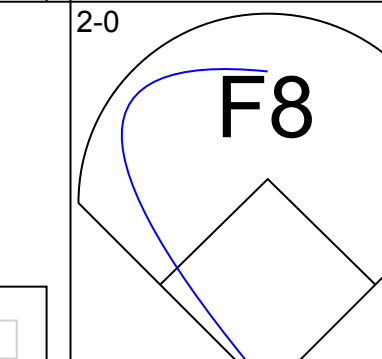
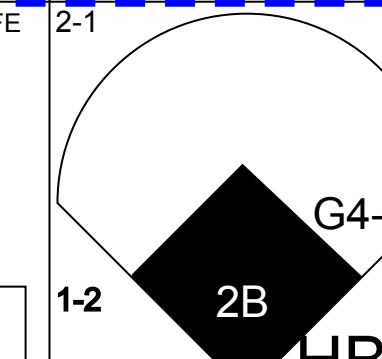
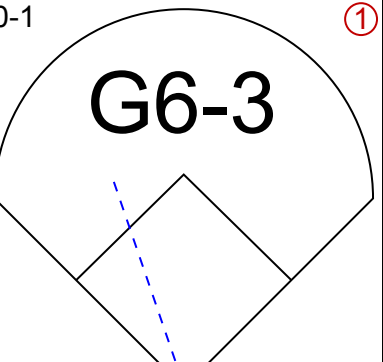
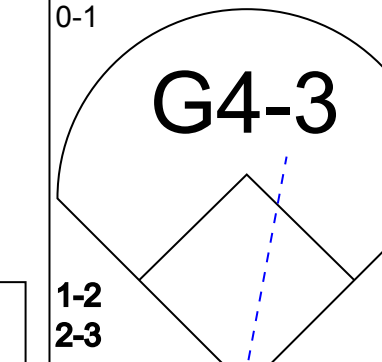

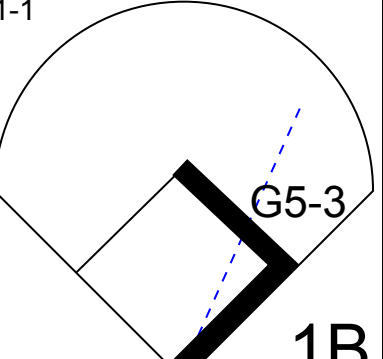
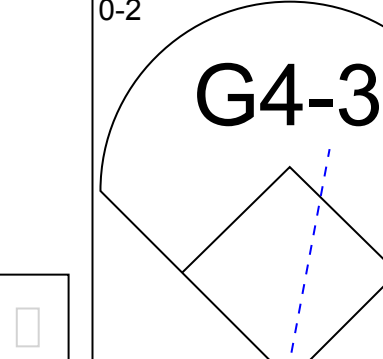
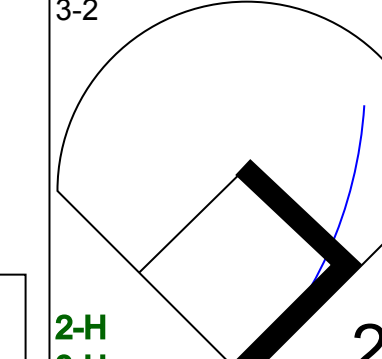
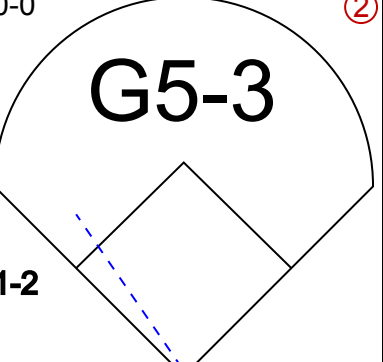
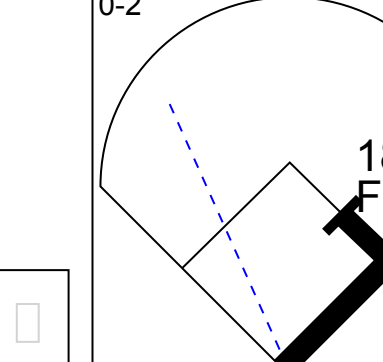
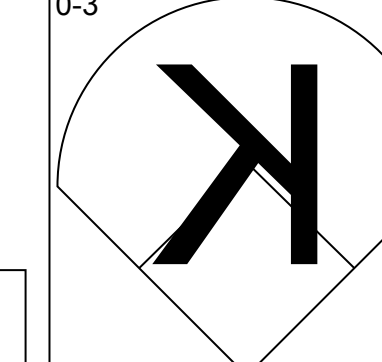
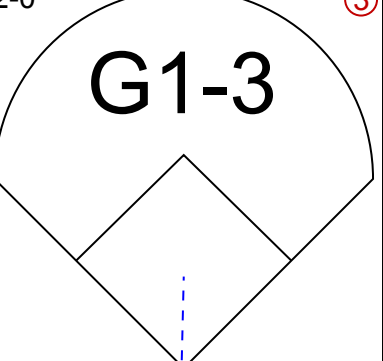
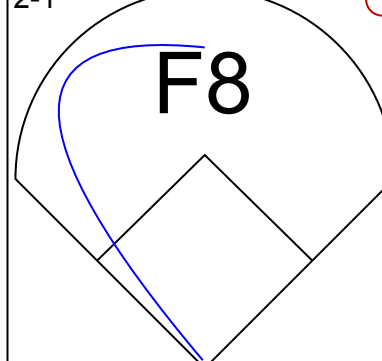

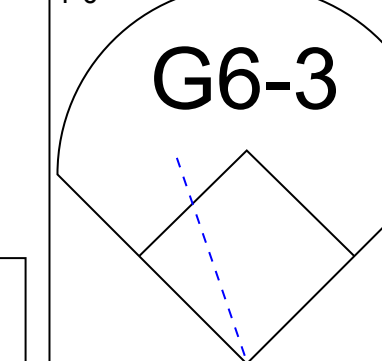
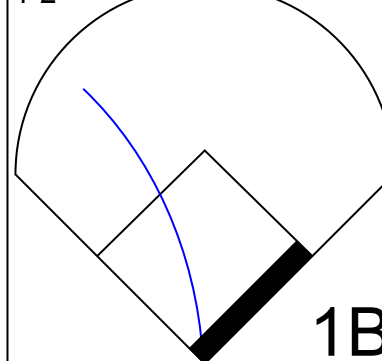


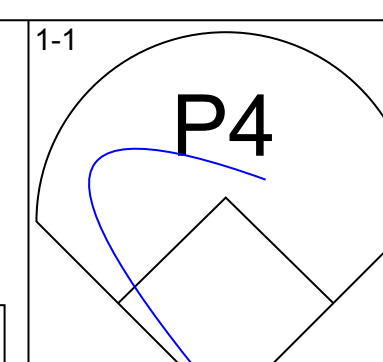
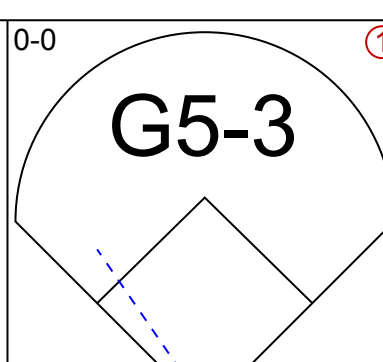
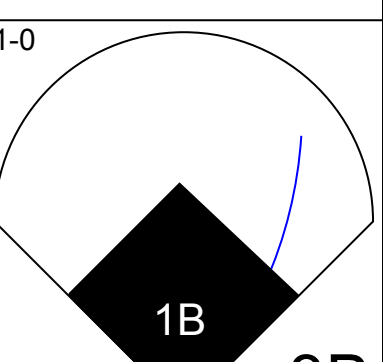
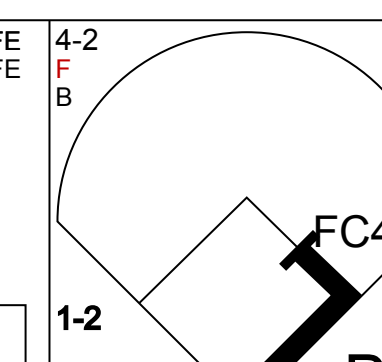
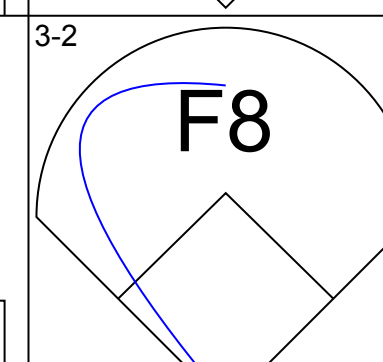
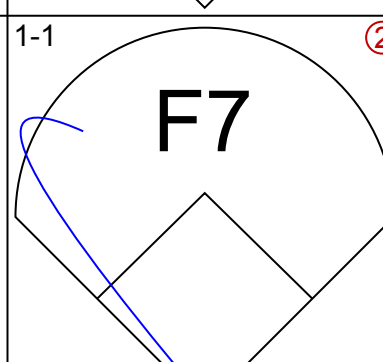
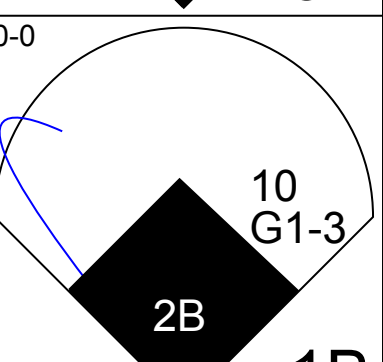
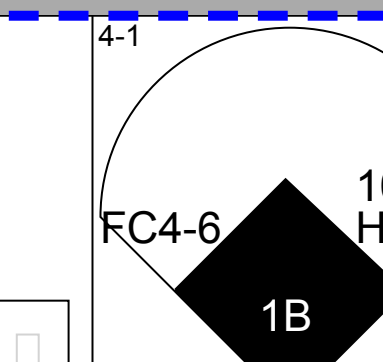
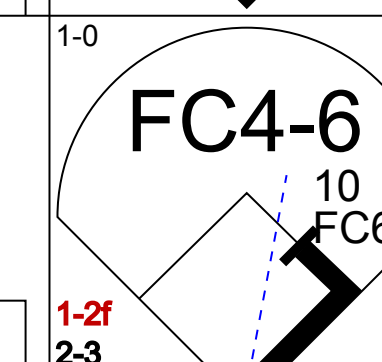
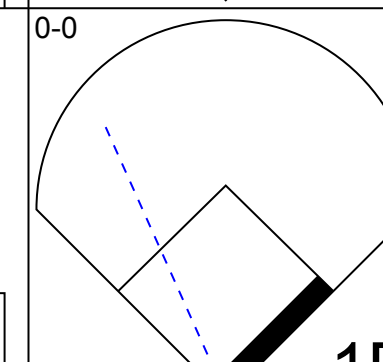
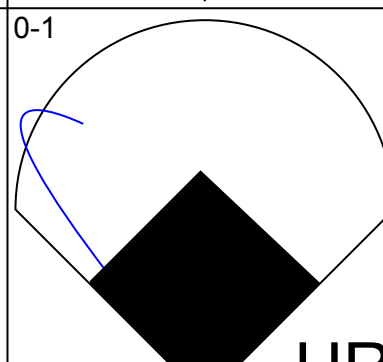
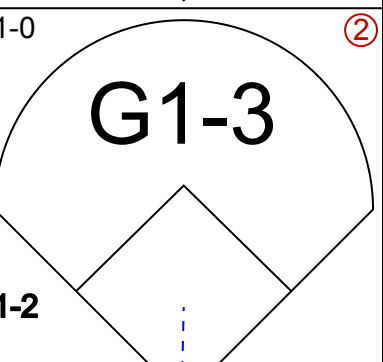
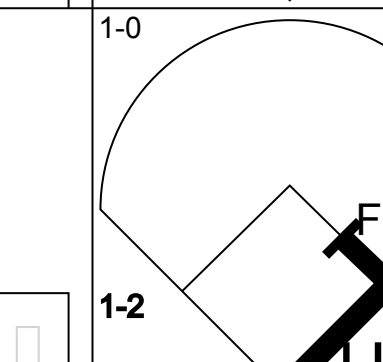
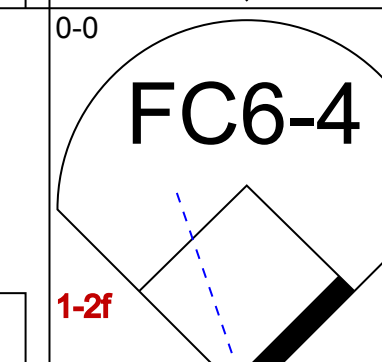
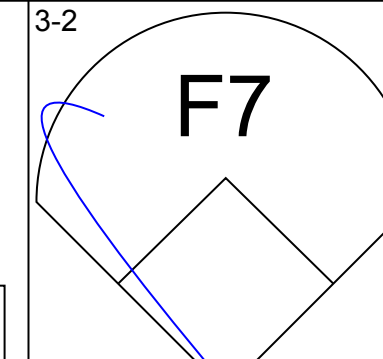
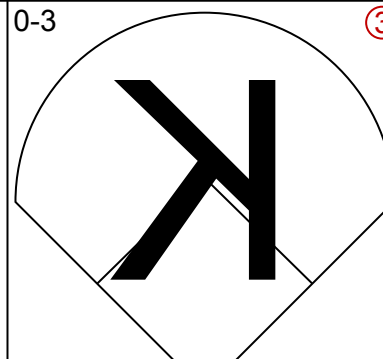
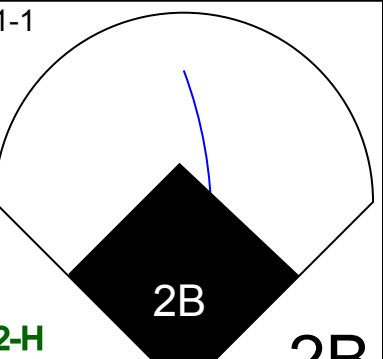
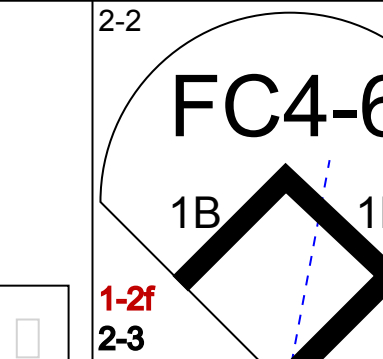
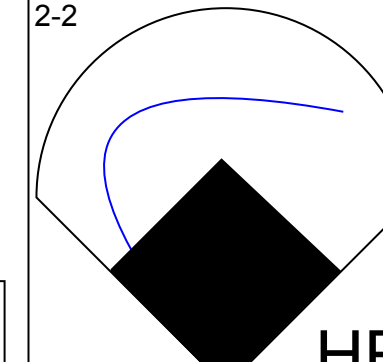
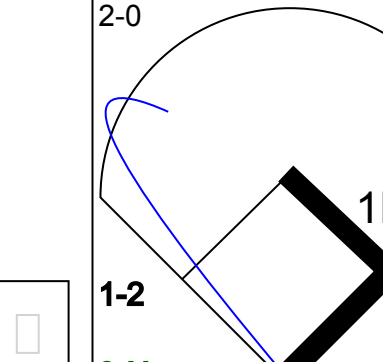

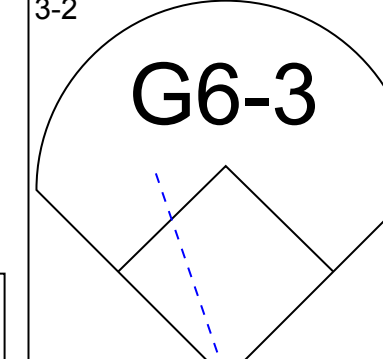
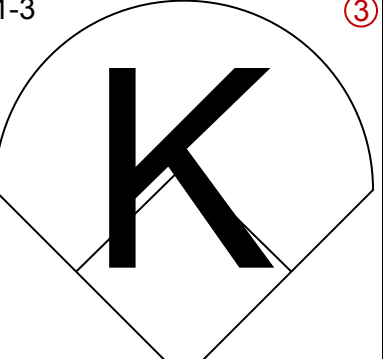
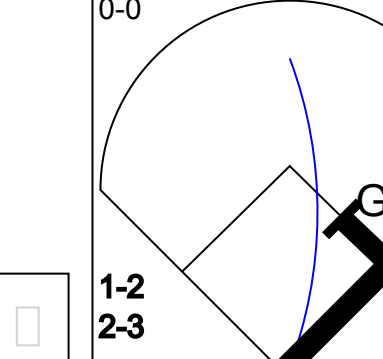


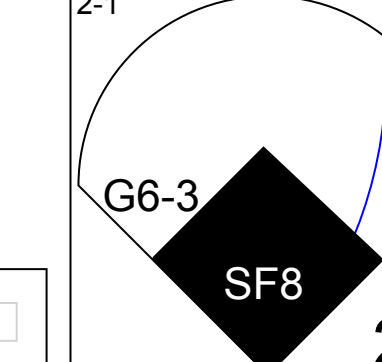



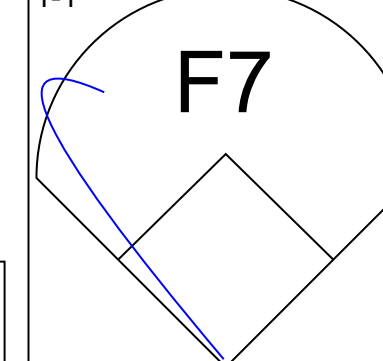
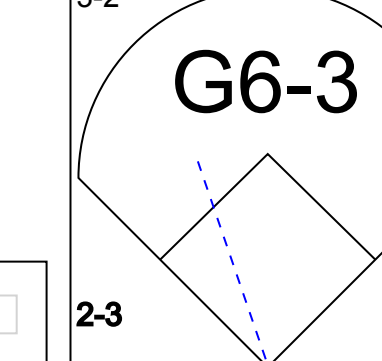
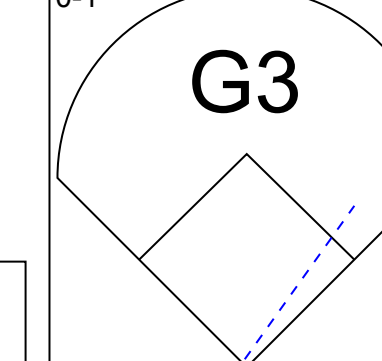

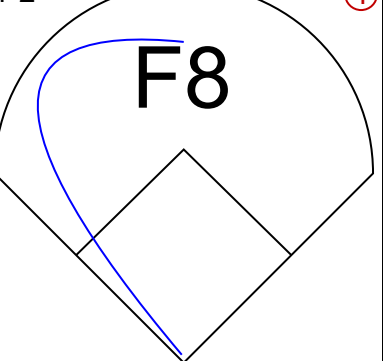
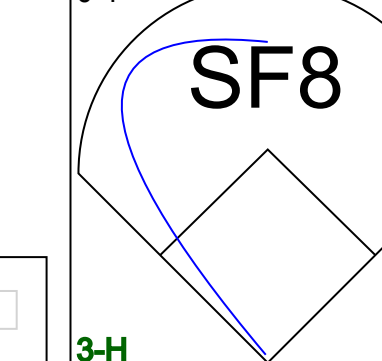
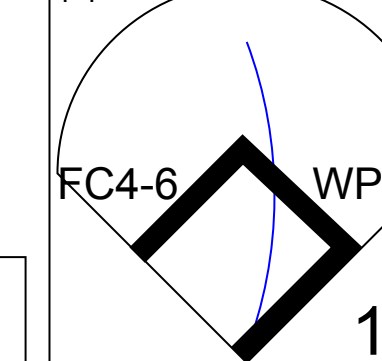
Batter	1	2	3	4	5	6	7	8	9	AB	R	H	RBI	BB	SO	LOB	BOTTOM					
Shannon Stewart, R OBP: 0.359, SLG: 0.422	G4-6-3		G6-3		G6-3		K		F9	5	0	1	0	0	1	0						
Orlando Hudson, S OBP: 0.331, SLG: 0.402	G4-6-3				P4		F7		HR	4	1	1	1	1	0	1						
10 Vernon Wells, R OBP: 0.304, SLG: 0.494	F9		F8						P3	4	0	1	0	1	0	1						
Carlos Delgado, L OBP: 0.448, SLG: 0.657					K					4	0	1	0	0	2	2						
Tom Wilson, R OBP: 0.378, SLG: 0.486					K				L9	3	1	1	0	1	1	0						
Josh Phelps, R OBP: 0.359, SLG: 0.463					2B				HR	4	2	3	1	0	0	2						
Eric Hinske, L OBP: 0.306, SLG: 0.386					2B					4	1	1	0	0	2	4						
Jayson Werth, R OBP: 0.235, SLG: 0.485										4	0	1	3	0	2	3						
Chris Woodward, R OBP: 0.325, SLG: 0.373										3	0	0	0	0	1	2						
Frank Catalanotto, L OBP: 0.361, SLG: 0.469									F7	1	0	0	0	0	0	0						
Inning Stats	R: 0 E: 0 K: 0 S: 5	H: 1 LOB: 0 BB: 0 P: 6	R: 0 E: 0 K: 2 S: 15	H: 1 LOB: 2 BB: 1 P: 25	R: 0 E: 0 K: 0 S: 13	H: 0 LOB: 1 BB: 1 P: 23	R: 2 E: 0 K: 2 S: 10	H: 3 LOB: 1 BB: 0 P: 14	R: 0 E: 0 K: 0 S: 12	H: 0 LOB: 1 BB: 1 P: 18	R: 1 E: 0 K: 1 S: 9	H: 2 LOB: 1 BB: 0 P: 13	R: 0 E: 0 K: 2 S: 10	H: 1 LOB: 1 BB: 0 P: 14	R: 1 E: 0 K: 2 S: 12	H: 1 LOB: 0 BB: 0 P: 19	R: 1 E: 0 K: 0 S: 12	H: 1 LOB: 0 BB: 0 P: 16	1B: 5 2B: 3 3B: 0 HR: 2	SF: 0 SAC: 0 DP: 1 HBP: 0	WP: 0 PB: 0 SB: 0 CS: 0	PA: 39
PITCHER	IP	WLS	BF	H	R	ER	SO	BB	IBB	HBP	BLK	WP	HR	S	P	ERA	WHIP					
Joe Kennedy, L ERA: 5.65	6.0	W	27	7	3	3	5	3	0	0	0	0	1	22	33	4.50	1.667					
Travis Harper, R ERA: 3.33	2.0	H	8	2	1	1	4	0	0	0	0	0	1	22	33	4.50	1.000					
Lance Carter, R ERA: 3.47	1.0	S	4	1	1	1	0	0	0	0	0	0	1	12	16	9.00	1.000					

Tampa Bay Devil Rays @ Toronto Blue Jays
SkyDome, Toronto, ON
Tue May 13 2003, 7:05 PM EDT
Att: 14,007 - Dome - 72 F

AB 36
R 5
H 10
RBI 5
BB 3
SO 9
LOB 15



Batter	1	2	3	4	5	6	7	8	9	AB	R	H	RBI	BB	SO	LOB	TOP								
13 Carl Crawford, L OBP: 0.273, SLG: 0.327 (1, 7)										5	1	1	0	0	2	2	Tampa Bay Devil Rays @ Toronto Blue Jays SkyDome, Toronto, ON Wed May 14, 2003, 7:05 PM EDT Att: 29,013 - Dome - 72 F								
Marlon Anderson, L OBP: 0.351, SLG: 0.330 (1, 4)										4	1	1	1	1	0	1									
5 Rocco Baldelli, R OBP: 0.367, SLG: 0.503 (1, 8)										4	1	1	2	0	0	1									
Aubrey Huff, L OBP: 0.360, SLG: 0.578 (8, 5)										3	2	2	1	0	0	1									
Travis Lee, L OBP: 0.345, SLG: 0.437 (1, 3)										3	0	0	0	1	0	2									
Al Martin, L OBP: 0.333, SLG: 0.370 (8, PH) Terry Shumpert, R OBP: 0.250, SLG: 0.459 (8, PH) Javier Valentin, S OBP: 0.289, SLG: 0.381 (8, PH) Antonio Perez, R (8, PR)										3	0	1	0	0	0	1									
Toby Hall, R OBP: 0.298, SLG: 0.351 (1, 2)										4	0	1	0	0	1	2									
18 Jared Sandberg, R OBP: 0.375, SLG: 0.857 (8, 6)										4	0	0	0	0	0	2									
Felix Escalona, R OBP: 0.190, SLG: 0.250 (8, PH) Jason Tyner, L OBP: 0.400, SLG: 0.700 (8, 9)										2	1	1	0	0	0	0									
Inning Stats	R: 0 E: 0 K: 1 S: 11	H: 0 LOB: 0 BB: 0 P: 14	R: 0 E: 0 K: 0 S: 4	H: 1 LOB: 0 BB: 1 P: 13	R: 0 E: 0 K: 0 S: 7	H: 0 LOB: 0 BB: 0 P: 8	R: 0 E: 0 K: 0 S: 5	H: 0 LOB: 0 BB: 0 P: 6	R: 1 E: 0 K: 0 S: 9	H: 2 LOB: 1 BB: 0 P: 10	R: 1 E: 0 K: 0 S: 9	H: 2 LOB: 1 BB: 0 P: 13	R: 0 E: 0 K: 0 S: 12	H: 1 LOB: 1 BB: 0 P: 13	R: 4 E: 0 K: 1 S: 17	H: 3 LOB: 1 BB: 1 P: 29		R: 0 E: 0 K: 1 S: 10	H: 1 LOB: 1 BB: 0 P: 17	1B: 5 2B: 4 3B: 0 HR: 1	SF: 0 SAC: 0 DP: 1 HBP: 1	WP: 1 PB: 0 SB: 1 CS: 1	PA: 38		
PITCHER	IP	WLS	BF	H	R	ER	SO	BB	IBB	HBP	BLK	WP	HR	S	P	ERA	WHIP								
Cory Lidle, R ERA: 5.09	7.1	W	30	8	5	5	1	2	0	0	0	1	1	62	91	6.14	1.364								
Trevor Miller, L ERA: 5.0	0.1	H	2	0	0	0	0	0	0	1	0	0	0	3	5	0.00	0.000								
Aquilino Lopez, R ERA: 5.4	0.1	H	2	1	1	1	1	0	0	0	0	0	0	7	10	27.00	3.000								
Cliff Politte, R ERA: 3.06	1.0	S	4	1	0	0	1	0	0	0	0	0	0	10	17	0.00	1.000								

Batter	1	2	3	4	5	6	7	8	9	AB	R	H	RBI	BB	SO	LOB	BOTTOM								
Shannon Stewart, R OBP: 0.360, SLG: 0.429 (8, PR) Jayson Werth, R OBP: 0.235, SLG: 0.485 (9, 9)										4	1	1	0	1	0	0	Tampa Bay Devil Rays @ Toronto Blue Jays SkyDome, Toronto, ON Wed May 14, 2003, 7:05 PM EDT Att: 29,013 - Dome - 72 F								
Frank Catalanotto, L OBP: 0.362, SLG: 0.462 (9, 7)										4	2	1	1	1	0	2									
10 Vernon Wells, R OBP: 0.312, SLG: 0.512 (1, 8)										4	1	2	1	0	0	3									
Carlos Delgado, L OBP: 0.444, SLG: 0.652 (1, 3)										4	1	1	1	0	1	3									
Greg Myers, L OBP: 0.417, SLG: 0.595 (1, 2)										3	1	3	3	1	0	0									
Josh Phelps, R OBP: 0.363, SLG: 0.460 (1, 10)										3	0	1	0	0	1	1									
Eric Hinske, L OBP: 0.305, SLG: 0.390 (1, 5)										4	1	1	0	0	0	5									
Orlando Hudson, S OBP: 0.320, SLG: 0.387 (1, 4)										4	0	0	0	0	1	3									
Chris Woodward, R OBP: 0.322, SLG: 0.371 (1, 6)										3	0	1	1	0	0	2									
Inning Stats	R: 0 E: 0 K: 0 S: 12	H: 1 LOB: 1 BB: 0 P: 19	R: 0 E: 0 K: 1 S: 10	H: 0 LOB: 2 BB: 1 P: 23	R: 1 E: 0 K: 1 S: 8	H: 1 LOB: 0 BB: 0 P: 9	R: 1 E: 0 K: 0 S: 11	H: 1 LOB: 0 BB: 0 P: 20	R: 3 E: 0 K: 1 S: 14	H: 4 LOB: 1 BB: 0 P: 20	R: 1 E: 0 K: 0 S: 10	H: 1 LOB: 0 BB: 0 P: 16	R: 1 E: 0 K: 0 S: 9	H: 2 LOB: 2 BB: 1 P: 21	R: 0 E: 0 K: 0 S: 11	H: 1 LOB: 2 BB: 1 P: 17		1B: 5 2B: 3 3B: 1 HR: 2	SF: 1 SAC: 0 DP: 1 HBP: 2	WP: 1 PB: 0 SB: 0 CS: 0	PA: 39				
PITCHER	IP	WLS	BF	H	R	ER	SO	BB	IBB	HBP	BLK	WP	HR	S	P	ERA	WHIP								
Dewon Brazelton, R ERA: 5.6	5.0	L	24	7	5	5	3	1	0	1	0	1	0	55	91	9.00	1.600								
Mike Venafro, L ERA: 4.35	1.0		4	1	1	1	0	0	0	0	0	0	0	10	16	9.00	1.000								
John Rocker, L ERA: 9.0	1.0		6	2	1	1	0	1	0	1	0	0	0	9	21	9.00	3.000								
Al Levine, R ERA: 1.56	1.0		5	1	0	0	0	1	0	0	0	1	0	11	17	0.00	2.000								

AB 35
R 6
H 10
RBI 6
BB 2
SO 3
LOB 12




AB 33
R 7
H 11
RBI 7
BB 3
SO 3
LOB 19



Batter	1	2	3	4	5	6	7	8	9	AB	R	H	RBI	BB	SO	LOB	TOP																					
Shannon Stewart, R (1, 7) OBP: 0.367, SLG: 0.429 3 Reed Johnson, R (8, FH) OBP: 0.833, SLG: 1.000										4	3	3	0	1	1	0																						
Mike Bordick, R (1, 5) OBP: 0.338, SLG: 0.400										6	1	1	1	1	1	2	7																					
10 Vernon Wells, R (1, 8) OBP: 0.325, SLG: 0.559										6	3	4	4	0	1	1																						
Carlos Delgado, L (1, 3)										4	1	1	1	1	0	2																						
Tom Wilson, R (1, 2)										5	2	3	2	0	1	1																						
Josh Phelps, R (1, 10)										4	2	2	0	2	1	3																						
Frank Catalanotto, L (1, 9) OBP: 0.359, SLG: 0.473										6	1	1	2	0	1	7																						
Orlando Hudson, S (1, 4)										5	2	2	2	0	0	1																						
Chris Woodward, R (1, 6)										6	2	3	2	0	2	2																						
Inning Stats	R: 0 H: 0 E: 0 K: 2 S: 7	H: 0 LOB: 0 BB: 0 P: 13	R: 1 H: 2 E: 0 K: 2 S: 23	H: 2 LOB: 2 BB: 1 P: 35	R: 3 H: 3 E: 0 K: 0 S: 16	H: 3 LOB: 1 BB: 1 P: 27	R: 1 H: 2 E: 0 K: 2 S: 14	H: 2 LOB: 1 BB: 0 P: 18	R: 0 H: 0 E: 0 K: 0 S: 6	H: 0 LOB: 1 BB: 0 P: 10	R: 4 H: 5 E: 0 K: 2 S: 26	H: 5 LOB: 2 BB: 1 P: 40	R: 0 H: 0 E: 0 K: 0 S: 7	H: 0 LOB: 1 BB: 1 P: 14	R: 7 H: 7 E: 0 K: 0 S: 24	H: 1 LOB: 1 BB: 1 P: 40	R: 2 H: 3 E: 1 K: 1 S: 15	H: 3 LOB: 2 BB: 0 P: 21	1B: 17 2B: 4 3B: 0 HR: 1	SF: 1 SAC: 0 DP: 0 HBP: 2	WP: 5 PA: 56 CS: 0																	
PITCHER	IP	WLS	BF	H	R	ER	SO	BB	IBB	HBP	BLK	WP	HR	S	P	ERA	WHIP	PITCHER				IP	WLS	BF	H	R	ER	SO	BB	IBB	HBP	BLK	WP	HR	S	P	ERA	WHIP
Chris George, L (1, 1) ERA: 4.87	5.0	L	25	7	5	5	6	2	0	0	0	2	0	66	103	9.00	1.800																					
Jason Gillilan, R (6, 1) ERA: 36.9	1.0		9	5	4	4	2	1	0	0	0	1	1	26	40	36.00	6.000																					
Albie Lopez, R (7, 1) ERA: 9.9	1.0		6	2	2	2	0	1	0	0	0	0	0	10	17	18.00	3.000																					
Sean Lowe, R (8, 1) ERA: 10.8	1.0		9	5	5	5	0	1	0	0	0	1	0	21	37	45.00	6.000																					
Mike MacDougal, R (9, 1) ERA: 4.09	1.0		7	3	2	2	1	0	0	1	0	0	0	15	21	18.00	3.000																					
Batter	1	2	3	4	5	6	7	8	9	AB	R	H	RBI	BB	SO	LOB	BOTTOM																					
Desi Relaford, S (1, 4) OBP: 0.398, SLG: 0.459										5	0	2	0	0	0	3																						
Joe Randa, R (1, 5) OBP: 0.307, SLG: 0.419										3	0	1	0	0	0	2																						
Mendy López, R (7, 5) OBP: 0.261, SLG: 0.391										1	0	0	0	0	0	2																						
Carlos Beltrán, S (1, 8) OBP: 0.356, SLG: 0.444										3	0	0	0	1	0	1																						
29 Mike Sweeney, R (1, 3) OBP: 0.400, SLG: 0.496										4	0	2	0	0	0	2																						
Raul Ibanez, L (1, 7) OBP: 0.355, SLG: 0.451										4	0	0	0	0	1	4																						
Ken Harvey, R (1, 10) OBP: 0.304, SLG: 0.413										4	0	0	0	0	0	2																						
Dee Brown, L (1, 9) OBP: 0.338, SLG: 0.444										4	0	1	0	0	0	0																						
Mike DiFelice, R (1, 2) OBP: 0.315, SLG: 0.519										4	1	2	0	0	0	0																						
4 Angel Berroa, R (1, 6) OBP: 0.322, SLG: 0.377 Carlos Febles, R (8, FH) OBP: 0.326, SLG: 0.326										2	0	2	0	1	0	0																						
Inning Stats	R: 0 H: 0 E: 0 K: 0 S: 5	H: 1 LOB: 0 BB: 0 P: 8	R: 0 H: 2 E: 0 K: 0 S: 18	H: 2 LOB: 2 BB: 0 P: 22	R: 0 H: 1 E: 0 K: 1 S: 9	H: 1 LOB: 1 BB: 0 P: 14	R: 0 H: 0 E: 0 K: 0 S: 7	H: 0 LOB: 1 BB: 1 P: 14	R: 0 H: 1 E: 0 K: 0 S: 12	H: 1 LOB: 2 BB: 0 P: 18	R: 1 H: 3 E: 1 K: 0 S: 15	H: 3 LOB: 2 BB: 0 P: 22	R: 0 H: 0 E: 0 K: 0 S: 5	H: 0 LOB: 1 BB: 1 P: 12	R: 0 H: 2 E: 0 K: 0 S: 11	H: 2 LOB: 0 BB: 0 P: 16	1B: 9 2B: 2 3B: 0 HR: 0	SF: 0 SAC: 0 DP: 2 HBP: 0	WP: 1 PA: 37 CS: 0																			
PITCHER	IP	WLS	BF	H	R	ER	SO	BB	IBB	HBP	BLK	WP	HR	S	P	ERA	WHIP	PITCHER				IP	WLS	BF	H	R	ER	SO	BB	IBB	HBP	BLK	WP	HR	S	P	ERA	WHIP
Mark Hendrickson, L (1, 1) ERA: 5.4	7.0	W	29	8	1	1	1	1	0	0	0	0	0	72	107	1.29	1.286																					
Doug Creek, L (8, 1) ERA: 3.29	2.0		8	2	0	0	0	1	0	0	0	1	0	16	28	0.00	1.500																					


Toronto Blue Jays @ Kansas City Royals
Kauffman Stadium, Kansas City, MO
Fri May 16 2003, 7:05 PM CDT
Att: 24,167 - Overcast - 60 F

AB 48
R 18
H 22
RBI 15
BB 5
SO 9
LOB 24



Toronto Blue Jays @ Kansas City Royals
Kauffman Stadium, Kansas City, MO
Fri May 16 2003, 7:05 PM CDT
Att: 24,167 - Overcast - 60 F

AB 35
R 1
H 10
RBI 0
BB 2
SO 1
LOB 18



Batter	1	2	3	4	5	6	7	8	9	AB	R	H	RBI	BB	SO	LOB	TOP										
Shannon Stewart, R OBP: 0.363, SLG: 0.423	F8	G6-3					G6-3	K		5	0	1	0	0	1	2											
3 Reed Johnson, R OBP: 0.636, SLG: 1.111	HR		1B	2B	CS	F8	K		K	5	2	2	1	0	2	0											
10 Vernon Wells, R OBP: 0.327, SLG: 0.554	F9		F8		P4			FC6-4	G3-6-3	5	0	2	0	0	0	1											
Carlos Delgado, L OBP: 0.438, SLG: 0.623	2B	BB	1B	1B	P6			K	G3-6-3	4	1	1	0	1	1	2											
Tom Wilson, R OBP: 0.375, SLG: 0.482	2B		K			G4-3		FC6-4		4	1	1	1	0	1	3											
Josh Phelps, R OBP: 0.370, SLG: 0.453	L1					K		1B		3	0	1	1	0	1	1											
Greg Myers, L OBP: 0.424, SLG: 0.595			1B					3B		0	1	0	0	1	0	0											
Orlando Hudson, S OBP: 0.346, SLG: 0.393		F7	P2			1B		3B		4	1	2	0	0	0	2											
Mike Bordick, R OBP: 0.338, SLG: 0.397					P2			1B		3	0	1	0	0	0	1											
Frank Catalanotto, L OBP: 0.360, SLG: 0.490						P4		1B		1	1	1	3	0	0	0											
Eric Hinske, L OBP: 0.353, SLG: 0.386			1B					3B		0	0	0	0	0	0	0											
Chris Woodward, R OBP: 0.333, SLG: 0.368		K			G5-3		L6	1B		4	0	1	1	0	1	1											
Inning Stats	R: 2 H: 2 E: 0 K: 0 S: 13	H: 2 R: 3 ER: 1 LOB: 1 BB: 1 P: 23	R: 0 H: 1 E: 0 K: 1 S: 11	H: 1 R: 3 ER: 2 LOB: 2 BB: 0 P: 17	R: 1 H: 3 E: 0 K: 1 S: 16	H: 3 R: 0 ER: 0 LOB: 0 BB: 0 P: 24	R: 0 H: 1 E: 0 K: 0 S: 8	H: 1 R: 0 ER: 0 LOB: 0 BB: 0 P: 17	R: 0 H: 0 E: 0 K: 1 S: 6	H: 0 R: 0 ER: 0 LOB: 1 BB: 0 P: 10	R: 0 H: 1 E: 0 K: 1 S: 10	H: 1 R: 0 ER: 0 LOB: 0 BB: 0 P: 15	R: 0 H: 0 E: 0 K: 1 S: 9	H: 0 R: 0 ER: 0 LOB: 0 BB: 0 P: 12	R: 4 H: 4 E: 0 K: 2 S: 21	H: 4 R: 1 ER: 0 LOB: 1 BB: 1 P: 34	R: 0 H: 1 E: 0 K: 1 S: 7	H: 1 R: 0 ER: 0 LOB: 0 BB: 0 P: 8	1B: 9 2B: 2 3B: 1 HR: 1	SF: 0 SAC: 0 DP: 1 HBP: 0	WP: 0 PB: 0 SB: 1 CS: 1	PA: 41					
PITCHER	IP	WLS	BF	H	R	ER	SO	BB	IBB	HBP	BLK	WP	HR	S	P	ERA	WHIP										
Jeremy Affeldt, L ERA: 4.33	(1, 1)	6.0		8	3	3	3	1	0	0	0	0	1	64	106	4.50	1.500										
Jason Grimsley, R ERA: 3.51	(7, 1)	1.2	L	9	3	4	2	1	0	0	0	0	0	24	36	21.60	2.400										
D.J. Carrasco, R ERA: 1.9	(8, 1)	0.1		2	1	0	1	0	0	0	0	0	0	6	10	0.00	3.000										
51 Kris Wilson, R ERA: 4.64	(9, 1)	1.0		3	1	0	1	0	0	0	0	0	0	7	8	0.00	1.000										

Toronto Blue Jays @ Kansas City Royals
Kauffman Stadium, Kansas City, MO

AB 38
R 7
H 13
RBI 7
BB 2
SO 7
LOB 13



WP: 0 PA: 41
PB: 0
SB: 1
CS: 1

Toronto Blue Jays @ Kansas City Royals
Kauffman Stadium, Kansas City, MO

AB 35
R 4
H 6
RBI 3
BB 1
SO 7
LOB 12



WP: 1 PA: 36
PB: 0
SB: 1
CS: 0

Batter	1	2	3	4	5	6	7	8	9	AB	R	H	RBI	BB	SO	LOB	BOTTOM										
Michael Tucker, L OBP: 0.310, SLG: 0.429	G5-3		G4-3		G6-3		G4-3			4	1	1	0	0	0	0											
Joe Randa, R OBP: 0.306, SLG: 0.414	1B		E6		G6-3			F8		4	2	1	0	0	0	1											
29 Mike Sweeney, R OBP: 0.403, SLG: 0.500	K		2B		K			2B		3	1	1	1	1	2	1											
Raul Ibanez, L OBP: 0.352, SLG: 0.446	1B		F8			E4		L7		4	0	1	0	0	0	2											
Desi Relaford, S OBP: 0.402, SLG: 0.470	1B		K			L8		2B		4	0	2	2	0	1	2											
Dee Brown, L OBP: 0.318, SLG: 0.418	K				G3		E6	P6		4	0	0	0	0	1	4											
4 Angel Berroa, R OBP: 0.313, SLG: 0.366		K			K		G1-6-3		G4-3	4	0	0	0	0	2	2											
Brent Mayne, L OBP: 0.342, SLG: 0.451		G5-3			G6-3				G3-1	4	0	0	0	0	1	0											
Carlos Febles, R OBP: 0.313, SLG: 0.311		G6-3			P3		G5-3		G4-3	4	0	0	0	0	0	0											
Inning Stats	R: 1 H: 3 E: 0 K: 2 S: 18	H: 3 R: 2 ER: 0 LOB: 0 BB: 0 P: 26	R: 0 H: 0 E: 0 K: 1 S: 7	H: 0 R: 7 ER: 2 LOB: 0 BB: 0 P: 12	R: 1 H: 1 E: 1 K: 1 S: 11	H: 1 R: 0 ER: 0 LOB: 1 BB: 0 P: 16	R: 0 H: 0 E: 0 K: 1 S: 7	H: 0 R: 0 ER: 0 LOB: 0 BB: 0 P: 10	R: 1 H: 1 E: 0 K: 1 S: 12	H: 1 R: 0 ER: 0 LOB: 1 BB: 0 P: 15	R: 0 H: 0 E: 2 K: 0 S: 9	H: 0 R: 0 ER: 0 LOB: 1 BB: 0 P: 12	R: 0 H: 0 E: 0 K: 1 S: 10	H: 0 R: 0 ER: 0 LOB: 0 BB: 0 P: 15	R: 1 H: 1 E: 0 K: 0 S: 9	H: 1 R: 1 ER: 0 LOB: 1 BB: 1 P: 15	R: 0 H: 0 E: 0 K: 0 S: 9	H: 0 R: 0 ER: 0 LOB: 0 BB: 0 P: 13	1B: 3 2B: 3 3B: 0 HR: 0	SF: 0 SAC: 0 DP: 1 HBP: 0	WP: 1 PB: 0 SB: 1 CS: 0	PA: 36					
PITCHER	IP	WLS	BF	H	R	ER	SO	BB	IBB	HBP	BLK	WP	HR	S	P	ERA	WHIP										
32 Roy Halladay, R ERA: 4.54	(1, 1)	7.0		5	3	2	7	0	0	0	0	0	0	74	106	2.57	0.714										
Aquilino Lopez, R ERA: 6.11	(8, 1)	1.0		5	1	1	1	1	0	0	0	0	0	9	15	9.00	2.000										
Cliff Politte, R ERA: 2.89	(9, 1)	1.0	S	3	0	0	0	0	0	0	0	0	0	9	13	0.00	0.000										

WP: 1 PA: 36
PB: 0
SB: 1
CS: 0

Toronto Blue Jays @ Kansas City Royals
Kauffman Stadium, Kansas City, MO

AB 35
R 4
H 6
RBI 3
BB 1
SO 7
LOB 12



WP: 1 PA: 36
PB: 0
SB: 1
CS: 0

Toronto Blue Jays @ Kansas City Royals
Kauffman Stadium, Kansas City, MO

AB 35
R 4
H 6
RBI 3
BB 1
SO 7
LOB 12



WP: 1 PA: 36
PB: 0
SB: 1
CS: 0

Toronto Blue Jays @ Kansas City Royals
Kauffman Stadium, Kansas City, MO

AB 35
R 4
H 6
RBI 3
BB 1
SO 7
LOB 12



WP: 1 PA: 36
PB: 0
SB: 1
CS: 0

Toronto Blue Jays @ Kansas City Royals
Kauffman Stadium, Kansas City, MO

AB 35
R 4
H 6
RBI 3
BB 1
SO 7
LOB 12



WP: 1 PA: 36
PB: 0
SB: 1
CS: 0

Toronto Blue Jays @ Kansas City Royals
Kauffman Stadium, Kansas City, MO

AB 35
R 4
H 6
RBI 3
BB 1
SO 7
LOB 12



WP: 1 PA: 36
PB: 0
SB: 1
CS: 0

Toronto Blue Jays @ Kansas City Royals
Kauffman Stadium, Kansas City, MO

AB 35
R 4
H 6
RBI 3
BB 1
SO 7
LOB 12



WP: 1 PA: 36
PB: 0
SB: 1
CS: 0

Toronto Blue Jays @ Kansas City Royals
Kauffman Stadium, Kansas City, MO

AB 35
R 4
H 6
RBI 3
BB 1
SO 7
LOB 12



WP: 1 PA: 36
PB: 0
SB: 1
CS: 0

Toronto Blue Jays @ Kansas City Royals
Kauffman Stadium, Kansas City, MO

AB 35
R 4
H 6
RBI 3
BB 1
SO 7
LOB 12



WP: 1 PA: 36
PB: 0
SB: 1
CS: 0

Toronto Blue Jays @ Kansas City Royals
Kauffman Stadium, Kansas City, MO

AB 35
R 4
H 6
RBI 3
BB 1
SO 7
LOB 12



WP: 1 PA: 36
PB: 0
SB: 1
CS: 0

Toronto Blue Jays @ Kansas City Royals
Kauffman Stadium, Kansas City, MO

AB 35
R 4
H 6
RBI 3
BB 1
SO 7
LOB 12



WP: 1 PA: 36
PB: 0
SB: 1
CS: 0

Toronto Blue Jays @ Kansas City Royals
Kauffman Stadium, Kansas City, MO

AB 35
R 4
H 6
RBI 3
BB 1
SO 7
LOB 12



WP: 1 PA: 36
PB: 0
SB: 1
CS: 0

Toronto Blue Jays @ Kansas City Royals
Kauffman Stadium, Kansas City, MO

AB 35
R 4
H 6
RBI 3
BB 1
SO 7
LOB 12



WP: 1 PA: 36
PB: 0
SB: 1
CS: 0

Toronto Blue Jays @ Kansas City Royals
Kauffman Stadium, Kansas City, MO

AB 35
R 4
H 6
RBI 3
BB 1
SO 7
LOB 12



WP: 1 PA: 36
PB: 0
SB: 1
CS: 0

Toronto Blue Jays @ Kansas City Royals
Kauffman Stadium, Kansas City, MO

AB 35
R 4
H 6
RBI 3
BB 1
SO 7
LOB 12



WP: 1 PA: 36
PB: 0
SB: 1
CS: 0

Toronto Blue Jays @ Kansas City Royals
Kauffman Stadium, Kansas City, MO

AB 35
R 4
H 6
RBI 3
BB 1
SO 7
LOB 12



WP: 1 PA: 36
PB: 0
SB: 1
CS: 0

Toronto Blue Jays @ Kansas City Royals
Kauffman Stadium, Kansas City, MO

AB 35
R 4
H 6
RBI 3
BB 1
SO 7
LOB 12



WP: 1 PA: 36
PB: 0
SB: 1
CS: 0

Toronto Blue Jays @ Kansas City Royals
Kauffman Stadium, Kansas City, MO

AB 35
R 4
H 6
RBI 3
BB 1
SO 7
LOB 12



WP: 1 PA: 36
PB: 0
SB: 1
CS: 0

Toronto Blue Jays @ Kansas City Royals
Kauffman Stadium, Kansas City, MO

AB 35
R 4
H 6
RBI 3
BB 1
SO 7
LOB 12



WP: 1 PA: 36
PB: 0
SB: 1
CS: 0

Toronto Blue Jays @ Kansas City Royals
Kauffman Stadium, Kansas City, MO

AB 35
R 4
H 6
RBI 3
BB 1
SO 7
LOB 12



WP: 1 PA: 36
PB: 0
SB: 1
CS: 0

Toronto Blue Jays @ Kansas City Royals
Kauffman Stadium, Kansas City, MO

AB 35
R 4
H 6
RBI 3
BB 1
SO 7
LOB 12



WP: 1 PA: 36
PB: 0
SB: 1
CS: 0

Toronto Blue Jays @ Kansas City Royals
Kauffman Stadium, Kansas City, MO

AB 35
R 4
H 6
RBI 3
BB 1
SO 7
LOB 12



WP: 1 PA: 36
PB: 0
SB: 1
CS: 0

Toronto Blue Jays @ Kansas City Royals
Kauffman Stadium, Kansas City, MO

AB 35
R 4
H 6
RBI 3
BB 1
SO 7
LOB 12



WP: 1 PA: 36
PB: 0
SB: 1
CS: 0

Toronto Blue Jays @ Kansas City Royals
Kauffman Stadium, Kansas City, MO

AB 35
R 4
H 6
RBI 3
BB 1
SO 7
LOB 12



WP: 1 PA: 36
PB: 0
SB: 1
CS: 0

Batter	1	2	3	4	5	6	7	8	9	AB	R	H	RBI	BB	SO	LOB	TOP								
Shannon Stewart, R OBP: 0.361, SLG: 0.420	F7		F9		F9		G4-3			4	0	1	0	0	0	2									
Frank Catalanotto, L OBP: 0.332, SLG: 0.477 3 Reed Johnson, R OBP: 0.636, SLG: 1.111	F9		F7			G4-3	G4-3			4	0	0	0	0	0	2									
10 Vernon Wells, R OBP: 0.325, SLG: 0.553	L6			F7		FC3-6 HR		F9		4	1	1	0	0	0	0									
Carlos Delgado, L OBP: 0.444, SLG: 0.643		HR		1B		FC3-6 IBB		K		3	1	2	1	1	1	0									
Greg Myers, L OBP: 0.416, SLG: 0.577	P6		1B			FC3-6 HR		G4-3		4	1	1	0	0	0	2									
Josh Phelps, R OBP: 0.373, SLG: 0.471 Dave Berg, R OBP: 0.357, SLG: 0.509	F9		L9-2				HR		G6-4-3 BB	3	1	1	3	1	0	2									
Eric Hinske, L OBP: 0.302, SLG: 0.378	L3							G6-4-3		3	0	0	0	1	0	1									
Orlando Hudson, S OBP: 0.343, SLG: 0.397			K		F8		F8			4	0	1	0	0	1	1									
Chris Woodward, R OBP: 0.338, SLG: 0.372			K				G4-3		K	4	0	2	0	0	2	2									
Inning Stats	R: 0 E: 0 K: 0 S: 6	H: 0 LOB: 0 BB: 0 P: 10	R: 1 E: 0 K: 0 S: 7	H: 1 LOB: 0 BB: 0 P: 13	R: 0 E: 0 K: 2 S: 10	H: 1 LOB: 1 BB: 0 P: 14	R: 0 E: 0 K: 0 S: 12	H: 2 LOB: 1 BB: 0 P: 22	R: 0 E: 0 K: 0 S: 8	H: 1 LOB: 1 BB: 1 P: 13	R: 3 E: 0 K: 0 S: 8	H: 2 LOB: 0 BB: 1 P: 14	R: 0 E: 0 K: 0 S: 10	H: 1 LOB: 1 BB: 0 P: 19	R: 0 E: 0 K: 1 S: 7	H: 0 LOB: 0 BB: 0 P: 9	R: 0 E: 0 K: 1 S: 10	H: 1 LOB: 2 BB: 1 P: 19	1B: 5 2B: 3 3B: 0 HR: 2	SF: 0 SAC: 0 DP: 2 HBP: 0	WP: 0 PB: 0 SB: 0 CS: 1	PA: 36			
PITCHER	IP	WLS	BF	H	R	ER	SO	BB	IBB	HBP	BLK	WP	HR	S	P	ERA	WHIP								
Kyle Snyder, R ERA: 4.07	6.1	L	27	8	4	4	2	1	1	0	0	0	2	56	95	5.68	1.421								
Sean Lowe, R ERA: 9.82	0.2		2	0	0	0	0	0	0	0	0	0	0	5	10	0.00	0.000								
Darrell May, L ERA: 4.21	1.0		3	0	0	0	1	0	0	0	0	0	0	7	9	0.00	0.000								
Mike MacDougal, R ERA: 3.86	1.0		4	1	0	0	1	1	0	0	0	0	0	10	19	0.00	2.000								

Toronto Blue Jays @ Kansas City Royals
Kauffman Stadium, Kansas City, MO
Sun May 18 2003, 1:05 PM CDT
Att: 15,462 - Cloudy - 79 F

AB 33
R 4
H 9
RBI 4
BB 3
SO 4
LOB 12



Batter	1	2	3	4	5	6	7	8	9	AB	R	H	RBI	BB	SO	LOB	BOTTOM								
Michael Tucker, L OBP: 0.306, SLG: 0.429	G3		K		G4-3		K		E4	5	1	1	0	0	2	0									
Desti Relaford, S OBP: 0.387, SLG: 0.450	G3		K		F7			P3	P5	5	0	0	1	0	1	1									
29 Mike Sweeney, R OBP: 0.412, SLG: 0.504	G6-3		1B			2B	1B	1B		3	1	2	0	1	0	0									
Raul Ibanez, L OBP: 0.356, SLG: 0.444						F8		F8		3	0	1	0	1	0	2									
Ken Harvey, R OBP: 0.310, SLG: 0.423	F8		FC6-4			G3-1	2B			4	0	2	1	0	0	3									
Dee Brown, L OBP: 0.303, SLG: 0.394		G6-3		K		G3-1		G1-4-3		4	0	0	0	0	1	3									
Brent Mayne, L OBP: 0.330, SLG: 0.434	F7			K		G4-3			P6	4	0	0	0	0	1	1									
Mendy López, R OBP: 0.259, SLG: 0.346					F9		K		K	3	0	0	0	1	2	0									
Carlos Febles, R OBP: 0.303, SLG: 0.301 Carlos Beltrán, S OBP: 0.362, SLG: 0.484		K					G4-3		HR	3	0	0	0	0	2	1									
Inning Stats	R: 1 E: 0 K: 0 S: 11	H: 1 LOB: 1 BB: 1 P: 21	R: 0 E: 0 K: 1 S: 10	H: 0 LOB: 1 BB: 1 P: 18	R: 0 E: 0 K: 2 S: 12	H: 1 LOB: 2 BB: 1 P: 22	R: 0 E: 0 K: 2 S: 7	H: 0 LOB: 0 BB: 0 P: 9	R: 0 E: 0 K: 1 S: 8	H: 0 LOB: 0 BB: 0 P: 14	R: 1 E: 0 K: 0 S: 10	H: 2 LOB: 1 BB: 0 P: 19	R: 0 E: 0 K: 2 S: 10	H: 0 LOB: 0 BB: 0 P: 14	R: 0 E: 0 K: 0 S: 11	H: 2 LOB: 2 BB: 0 P: 17	R: 1 E: 1 K: 1 S: 14	H: 1 LOB: 1 BB: 0 P: 20	1B: 4 2B: 2 3B: 0 HR: 1	SF: 0 SAC: 0 DP: 0 HBP: 0	WP: 0 PB: 0 SB: 2 CS: 0	PA: 38			
PITCHER	IP	WLS	BF	H	R	ER	SO	BB	IBB	HBP	BLK	WP	HR	S	P	ERA	WHIP								
Kelvim Escobar, R ERA: 7.08	3.0		14	2	1	1	3	3	0	0	0	0	0	22	36	3.86	0.857								
Tanyon Sturtze, R ERA: 6.02	2.1	W	9	2	1	1	3	0	0	0	0	0	0	3	6	0.00	0.000								
Trever Miller, L ERA: 5.63	0.2	H	2	0	0	0	0	0	0	0	0	0	0	3	6	0.00	0.000								
Jeff Tam, R ERA: 4.56	2.0	H	8	2	0	0	2	0	0	0	0	0	0	21	31	0.00	1.000								
Cliff Politte, R ERA: 3.2	1.0	S	5	1	1	1	1	0	0	0	0	0	1	14	20	9.00	1.000								

Toronto Blue Jays @ Kansas City Royals
Kauffman Stadium, Kansas City, MO
Sun May 18 2003, 1:05 PM CDT
Att: 15,462 - Cloudy - 79 F

AB 35
R 3
H 7
RBI 3
BB 3
SO 9
LOB 11



Batter	1	2	3	4	5	6	7	8	9	AB	R	H	RBI	BB	SO	LOB	TOP					
Shannon Stewart, R OBP: 0.356, SLG: 0.428	G6-3		G5-3				F8			4	0	1	1	0	0	2	Toronto Blue Jays @ Chicago White Sox U.S. Cellular Field, Chicago, IL Tue May 20 2003, 8:05 PM EDT Att. 12,857 - Sunny - 55 F					
Frank Catalanotto, L OBP: 0.351, SLG: 0.500	K		G4-3				F7			4	0	0	0	0	1	2						
10 Vernon Wells, R OBP: 0.326, SLG: 0.548	1B		G5-3				F7			4	0	2	0	0	0	0						
Carlos Delgado, L OBP: 0.442, SLG: 0.630	F9						F9			4	0	1	0	0	1	2						
Greg Myers, L OBP: 0.418, SLG: 0.558							G4-6-3			3	0	0	0	1	1	2						
Josh Phelps, R OBP: 0.376, SLG: 0.463							F8			4	0	1	0	0	1	0						
Eric Hinske, L OBP: 0.321, SLG: 0.399							G4-3			3	1	1	0	1	1	2						
Orlando Hudson, S OBP: 0.345, SLG: 0.414							FC6-4			4	0	2	0	0	1	3						
Mike Bordick, R OBP: 0.338, SLG: 0.394	P4						F9			4	0	1	0	0	0	5						
Inning Stats	R: 0 E: 0 K: 1 S: 9	H: 1 LOB: 1 BB: 0 P: 14	R: 0 E: 0 K: 2 S: 10	H: 1 LOB: 2 BB: 1 P: 21	R: 0 E: 0 K: 0 S: 8	H: 0 LOB: 0 BB: 0 P: 12	R: 0 E: 0 K: 2 S: 7	H: 0 LOB: 0 BB: 0 P: 11	R: 1 E: 0 K: 0 S: 11	H: 3 LOB: 1 BB: 0 P: 15	R: 0 E: 0 K: 0 S: 4	H: 1 LOB: 0 BB: 0 P: 6	R: 0 E: 0 K: 0 S: 7	H: 1 LOB: 2 BB: 1 P: 14	R: 0 E: 0 K: 1 S: 12	H: 1 LOB: 1 BB: 0 P: 18	R: 0 E: 0 K: 0 S: 13	H: 1 LOB: 1 BB: 0 P: 21	1B: 9 2B: 1 3B: 0 HR: 0	SF: 0 SAC: 0 DP: 2 HBP: 0	WP: 0 PB: 0 SB: 0 CS: 0	PA: 36
PITCHER Bartolo Colon, R ERA: 3.61	IP: 9.0 WLS: W BF: 36 H: 9 R: 1 ER: 1 SO: 6 BB: 2 IBB: 0 HBP: 0 BLK: 0 WP: 0 HR: 0 S: 81 P: 132 ERA: 1.00 WHIP: 1.222															PITCHER						

Toronto Blue Jays @ Chicago White Sox
U.S. Cellular Field, Chicago, IL
Tue May 20 2003, 8:05 PM EDT
Att. 12,857 - Sunny - 55 F

AB	34
R	1
H	9
RBI	1
BB	2
SO	6
LOB	18



Batter	1	2	3	4	5	6	7	8	9	AB	R	H	RBI	BB	SO	LOB	BOTTOM			
Tony Graffanino, R OBP: 0.378, SLG: 0.500	G4-3		E3				F4			4	1	0	0	1	1	4	Toronto Blue Jays @ Chicago White Sox U.S. Cellular Field, Chicago, IL Tue May 20 2003, 8:05 PM EDT Att. 12,857 - Sunny - 55 F			
Jose Valentin, S OBP: 0.304, SLG: 0.500	1B		FC1-2-5				E3			5	2	1	0	0	0	4				
Frank Thomas, R OBP: 0.414, SLG: 0.518	K		14				F9			4	1	1	1	1	1	2				
Magglio Ordonez, R OBP: 0.352, SLG: 0.494	1B		P4				P3			4	0	1	0	0	0	4				
Carlos Lee, R OBP: 0.311, SLG: 0.458	P4		14				G1-3			2	0	0	1	2	0	2				
14 Paul Konerko, R OBP: 0.294, SLG: 0.319			F8				F8			4	0	2	1	0	0	0				
24 Joe Crede, R OBP: 0.258, SLG: 0.320	G5-3		G3				F8			4	0	0	1	0	0	5				
Armando Rios, L OBP: 0.258, SLG: 0.323	G4-3						WP			4	0	1	0	0	1	2				
Miguel Olivo, R OBP: 0.299, SLG: 0.402			FC1-2-5				WP			3	0	2	0	1	0	0				
Inning Stats	R: 0 E: 0 K: 1 S: 15	H: 2 LOB: 2 BB: 0 P: 18	R: 0 E: 0 K: 0 S: 7	H: 0 LOB: 0 BB: 0 P: 13	R: 2 E: 1 K: 0 S: 22	H: 2 LOB: 3 BB: 2 P: 35	R: 0 E: 0 K: 0 S: 8	H: 0 LOB: 1 BB: 1 P: 16	R: 0 E: 0 K: 0 S: 7	H: 0 LOB: 0 BB: 0 P: 9	R: 0 E: 0 K: 0 S: 10	H: 2 LOB: 2 BB: 0 P: 15	R: 2 E: 1 K: 1 S: 13	H: 2 LOB: 2 BB: 1 P: 25	R: 0 E: 0 K: 1 S: 9	H: 0 LOB: 1 BB: 1 P: 18	1B: 7 2B: 1 3B: 0 HR: 0	SF: 0 SAC: 0 DP: 0 HBP: 0	WP: 1 PB: 0 SB: 1 CS: 0	PA: 39
PITCHER Doug Davis, L ERA: 6.43 Tanyon Sturtze, R ERA: 5.77 Jeff Tam, R ERA: 4.44 Trever Miller, L ERA: 5.51 Aquilino Lopez, R ERA: 5.79	IP: 4.0 WLS: L BF: 20 H: 4 R: 2 ER: 2 SO: 1 BB: 3 IBB: 0 HBP: 0 BLK: 0 WP: 1 HR: 0 S: 17 P: 24 ERA: 0.00 WHIP: 1.000															PITCHER				

Toronto Blue Jays @ Chicago White Sox
U.S. Cellular Field, Chicago, IL
Tue May 20 2003, 8:05 PM EDT
Att. 12,857 - Sunny - 55 F

AB	34
R	4
H	8
RBI	4
BB	5
SO	3
LOB	23



Batter	1	2	3	4	5	6	7	8	9	AB	R	H	RBI	BB	SO	LOB	TOP				
Shannon Stewart, R OBP: 0.365, SLG: 0.439	1-1 1B		1-2 10 2B	1-0 3 1B 10 1B 2B	1-0 1-3 2-H	0-1 G4-3		4-2 BB BB		4	2	3	1	1	0	1					
3 Reed Johnson, R OBP: 0.563, SLG: 0.929 Frank Catalanotto, L OBP: 0.354, SLG: 0.500	0-1 P6		1-0 F8	0-0 10 1B	2-3 3-H	1-1 2B		4-0 1-2 BB		4	0	2	1	0	0	2					
10 Vernon Wells, R OBP: 0.336, SLG: 0.557	1-0 1B		0-0 1B 2B	1-2 1B	3-2 3-H	4-0 1BB		2-2 F9		4	1	3	2	1	0	2					
Carlos Delgado, L OBP: 0.436, SLG: 0.614 Orlando Hudson, S OBP: 0.345, SLG: 0.414	1-0 F7		1-1 G4	1-3 K	1-3 3-H	3-2 F9		4-1 F8 BB BB		4	0	0	0	1	1	7					
Tom Wilson, R OBP: 0.376, SLG: 0.489 Greg Myers, L OBP: 0.424, SLG: 0.558	1-3 K		0-1 1B	3-3 K		1-3 K		4-2 1-2 BB		4	0	1	1	0	3	4					
Josh Phelps, R OBP: 0.366, SLG: 0.448		2-2 G3-1	3-3 K		1-1 F9		2-3 K	1-3 K		5	0	0	0	0	3	3					
Eric Hinske, L OBP: 0.312, SLG: 0.386	1-2 F7			1-1 G1-3	1-2 G3		1-0 G4-3	1-1 F8		5	0	0	0	0	0	2					
Dave Berg, R OBP: 0.355, SLG: 0.500		4-1 BB		1-1 2B 2B	0-0 G6-3		3-3 K	1-0 G6-3		4	1	1	0	1	1	2					
Chris Woodward, R OBP: 0.343, SLG: 0.366	0-2 L4			4-1 2B 3 1B BB		4-2 G4-3 BB		1-3 K		2	1	0	0	2	1	1					
Inning Stats	R: 0 E: 0 K: 1 S: 10	H: 2 LOB: 2 BB: 0 P: 14	R: 0 E: 0 K: 0 S: 10	H: 0 LOB: 1 BB: 1 P: 17	R: 2 E: 0 K: 1 S: 12	H: 3 LOB: 1 BB: 0 P: 18	R: 3 E: 0 K: 2 S: 17	H: 4 LOB: 2 BB: 1 P: 31	R: 0 E: 0 K: 0 S: 6	H: 0 LOB: 0 BB: 0 P: 8	R: 0 E: 0 K: 0 S: 7	H: 0 LOB: 0 BB: 0 P: 11	R: 0 E: 0 K: 2 S: 11	H: 0 LOB: 2 BB: 2 P: 25	R: 0 E: 0 K: 1 S: 11	H: 0 LOB: 2 BB: 2 P: 22	1B: 6 2B: 4 3B: 0 HR: 0	SF: 0 SAC: 0 DP: 1 HBP: 0	WP: 0 PB: 0 SB: 0 CS: 0	PA: 44	
PITCHER	IP WLS BF H R ER SO BB IBB HBP BLK WP HR S P ERA WHIP	IP WLS BF H R ER SO BB IBB HBP BLK WP HR S P ERA WHIP	IP WLS BF H R ER SO BB IBB HBP BLK WP HR S P ERA WHIP	IP WLS BF H R ER SO BB IBB HBP BLK WP HR S P ERA WHIP	IP WLS BF H R ER SO BB IBB HBP BLK WP HR S P ERA WHIP	IP WLS BF H R ER SO BB IBB HBP BLK WP HR S P ERA WHIP	IP WLS BF H R ER SO BB IBB HBP BLK WP HR S P ERA WHIP	IP WLS BF H R ER SO BB IBB HBP BLK WP HR S P ERA WHIP	IP WLS BF H R ER SO BB IBB HBP BLK WP HR S P ERA WHIP	IP WLS BF H R ER SO BB IBB HBP BLK WP HR S P ERA WHIP	IP WLS BF H R ER SO BB IBB HBP BLK WP HR S P ERA WHIP	IP WLS BF H R ER SO BB IBB HBP BLK WP HR S P ERA WHIP	IP WLS BF H R ER SO BB IBB HBP BLK WP HR S P ERA WHIP	IP WLS BF H R ER SO BB IBB HBP BLK WP HR S P ERA WHIP	IP WLS BF H R ER SO BB IBB HBP BLK WP HR S P ERA WHIP	IP WLS BF H R ER SO BB IBB HBP BLK WP HR S P ERA WHIP	IP WLS BF H R ER SO BB IBB HBP BLK WP HR S P ERA WHIP	IP WLS BF H R ER SO BB IBB HBP BLK WP HR S P ERA WHIP	IP WLS BF H R ER SO BB IBB HBP BLK WP HR S P ERA WHIP	IP WLS BF H R ER SO BB IBB HBP BLK WP HR S P ERA WHIP	IP WLS BF H R ER SO BB IBB HBP BLK WP HR S P ERA WHIP
56 Mark Buehrle, L ERA: 5.19	6.0	31	10	5	5	4	3	1	0	0	0	0	0	0	15	27	7.50	2.167			
Tom Gordon, R ERA: 3.97	1.2	6	0	0	0	4	1	0	0	0	0	0	0	0	4	14	0.00	6.000			
Damaso Marte, L ERA: 1.65	0.1	W	3	0	0	0	2	0	0	0	0	0	0	0	4	17	0.00	6.000			
Billy Koch, R ERA: 6.75	1.0	S	4	0	0	1	1	0	0	0	0	0	0	10	17	0.00	1.000				

Toronto Blue Jays @ Chicago White Sox
U.S. Cellular Field, Chicago, IL
Wed May 21, 2003, 8:05 PM EDT
Att. 13,076 - Sunny - 56 F

AB	36
R	5
H	10
RBI	5
BB	8
SO	9
LOB	24



Batter	1	2	3	4	5	6	7	8	9	AB	R	H	RBI	BB	SO	LOB	BOTTOM				
D'Angelo Jimenez, S OBP: 0.382, SLG: 0.464	2-3 K		2-0 G6-3		0-0 G6-3		2-2 G3			4	0	0	0	0	1	1					
Jose Valentin, S OBP: 0.303, SLG: 0.490	0-0 L5			0-1 G5-3		1-1 G6-3		4-1 G1-3 BB HR		3	1	0	0	1	0	0					
Frank Thomas, R OBP: 0.411, SLG: 0.510	2-0 P3			1-1 F9		0-1 1B		3-2 G1-3		4	0	1	0	0	0	1					
Magglio Ordonez, R OBP: 0.349, SLG: 0.488		0-0 P3		3-1 2B 1B		0-1 F8		3-2 P3		4	1	1	0	0	0	2					
Carlos Lee, R OBP: 0.315, SLG: 0.484		2-2 G6-3		0-1 14 1B 2B		1-0 G1-3		2-2 2H HR		4	2	2	3	0	0	1					
14 Paul Konerko, R OBP: 0.299, SLG: 0.345		1-1 G4-3		3-2 2H 1B			1-0 HR	0-0 F8		4	1	2	2	0	0	0					
Tony Graffanino, R OBP: 0.377, SLG: 0.538			2-1 HR	3-1 L6			1-1 G4-3			3	1	1	1	0	0	1					
Armando Rios, L OBP: 0.275, SLG: 0.338 Willie Harris, L OBP: 0.184, SLG: 0.162			1-1 G3		0-1 G6-4-3 1B		0-0 G4-3			3	0	2	0	0	0	0					
Sandy Alomar Jr., R OBP: 0.296, SLG: 0.368 Brian Dabach, L OBP: 0.322, SLG: 0.260 Miguel Olivo, R OBP: 0.299, SLG: 0.402			3-1 G6-3		1-2 G6-4-3		1-2 G4-3			2	0	0	0	0	0	1					
Inning Stats	R: 0 E: 0 K: 1 S: 5	H: 0 LOB: 0 BB: 0 P: 9	R: 0 E: 0 K: 0 S: 6	H: 0 LOB: 0 BB: 0 P: 9	R: 1 E: 0 K: 0 S: 7	H: 1 LOB: 0 BB: 0 P: 15	R: 2 E: 0 K: 0 S: 15	H: 3 LOB: 1 BB: 0 P: 25	R: 0 E: 0 K: 0 S: 6	H: 1 LOB: 0 BB: 0 P: 7	R: 0 E: 0 K: 0 S: 7	H: 1 LOB: 1 BB: 0 P: 9	R: 1 E: 0 K: 0 S: 10	H: 2 LOB: 1 BB: 0 P: 15	R: 2 E: 0 K: 0 S: 14	H: 1 LOB: 0 BB: 1 P: 26	1B: 5 2B: 1 3B: 0 HR: 3	SF: 0 SAC: 0 DP: 1 HBP: 0	WP: 0 PB: 0 SB: 0 CS: 0	PA: 33	
PITCHER	IP WLS BF H R ER SO BB IBB HBP BLK WP HR S P ERA WHIP	IP WLS BF H R ER SO BB IBB HBP BLK WP HR S P ERA WHIP	IP WLS BF H R ER SO BB IBB HBP BLK WP HR S P ERA WHIP	IP WLS BF H R ER SO BB IBB HBP BLK WP HR S P ERA WHIP	IP WLS BF H R ER SO BB IBB HBP BLK WP HR S P ERA WHIP	IP WLS BF H R ER SO BB IBB HBP BLK WP HR S P ERA WHIP	IP WLS BF H R ER SO BB IBB HBP BLK WP HR S P ERA WHIP	IP WLS BF H R ER SO BB IBB HBP BLK WP HR S P ERA WHIP	IP WLS BF H R ER SO BB IBB HBP BLK WP HR S P ERA WHIP	IP WLS BF H R ER SO BB IBB HBP BLK WP HR S P ERA WHIP	IP WLS BF H R ER SO BB IBB HBP BLK WP HR S P ERA WHIP	IP WLS BF H R ER SO BB IBB HBP BLK WP HR S P ERA WHIP	IP WLS BF H R ER SO BB IBB HBP BLK WP HR S P ERA WHIP	IP WLS BF H R ER SO BB IBB HBP BLK WP HR S P ERA WHIP	IP WLS BF H R ER SO BB IBB HBP BLK WP HR S P ERA WHIP	IP WLS BF H R ER SO BB IBB HBP BLK WP HR S P ERA WHIP	IP WLS BF H R ER SO BB IBB HBP BLK WP HR S P ERA WHIP	IP WLS BF H R ER SO BB IBB HBP BLK WP HR S P ERA WHIP	IP WLS BF H R ER SO BB IBB HBP BLK WP HR S P ERA WHIP	IP WLS BF H R ER SO BB IBB HBP BLK WP HR S P ERA WHIP	IP WLS BF H R ER SO BB IBB HBP BLK WP HR S P ERA WHIP
Mark Hendrickson, L ERA: 5.37	1.1	21	6	3	3	1	0	0	0	0	0	0	0	0	43	70	5.06	1.125			
Jeff Tam, R ERA: 4.62	1.0	H	4	1	1	1	0	0	0	0	0	0	0	6	9	9.00	1.000				
Trey Miller, L ERA: 5.51	0.0	1	1	0	0	0	0	0	0	0	0	0	0	1	1	∞	∞				
Aquilino Lopez, R ERA: 5.85	1.1	H	5	0	1	1	0	0	0	0	0	0	0	15	28	6.75	0.750				
Cliff Poole, R ERA: 3.6	0.1	L	2	1	1	1	0	0	0	0	0	0	0	5	7	27.00	3.000				

Toronto Blue Jays @ Chicago White Sox
U.S. Cellular Field, Chicago, IL
Wed May 21, 2003, 8:05 PM EDT
Att. 13,076 - Sunny - 56 F

AB	32
R	6
H	9
RBI	6
BB	1
SO	1
LOB	8



Batter	1	2	3	4	5	6	7	8	9	AB	R	H	RBI	BB	SO	LOB	TOP							
Shannon Stewart, R OBP: 0.366, SLG: 0.459 (1, 7)	G5-3 1B	1-H 2B		SF9 1B		P4 1B		HR 1B		4	1	2	3	0	0	0	Toronto Blue Jays @ New York Yankees Yankee Stadium, Bronx, NY Thu May 22 2003, 7:05 PM EDT Att: 45,777 - Cloudy - 52 F							
Frank Catalanotto, L OBP: 0.350, SLG: 0.451 (1, 9)	HR 1B	K2-3 1B		F7 1B		K 1B		P2 1B		5	1	1	0	0	2	1								
10 Vernon Wells, R OBP: 0.347, SLG: 0.561 (1, 8)	HR 1B			HR 1B		WP 1B		F7 1B		4	2	3	0	1	0	0								
Carlos Delgado, L OBP: 0.444, SLG: 0.653 (1, 3)	HR 1B			HR 1B		IBB 1B			F9 1B	4	2	3	5	1	0	0								
Tom Wilson, R OBP: 0.358, SLG: 0.462 (1, 2)	K 1B			K 1B		K 1B			K 1B	5	0	0	0	0	4	4								
Josh Phelps, R OBP: 0.367, SLG: 0.447 (1, 10)	K 1B			FC6-5 G1-6-3 1B		1B			K 1B	5	0	2	0	0	3	0								
Orlando Hudson, S OBP: 0.336, SLG: 0.401 (1, 4)		G1-3 1B		G1-6-3 1B		K 1B		G6-3 1B		4	0	0	0	0	1	2								
Dave Berg, R OBP: 0.348, SLG: 0.484 (1, 5)		2B 1B		FC6-5 1B		F9 1B		F8 1B		4	1	1	0	0	0	2								
Chris Woodward, R OBP: 0.340, SLG: 0.378 (1, 6)		K 1B				SF9 3B		K2-3 1B		4	1	1	0	0	3	2								
Inning Stats	R: 3 E: 0 K: 2 S: 18	H: 3 LOB: 0 BB: 0 P: 29	R: 1 E: 0 K: 2 S: 15	H: 2 LOB: 1 BB: 0 P: 23	R: 2 E: 0 K: 1 S: 12	H: 3 LOB: 1 BB: 0 P: 19	R: 1 E: 0 K: 1 S: 9	H: 2 LOB: 2 BB: 1 P: 16	R: 0 E: 0 K: 2 S: 13	H: 1 LOB: 1 BB: 0 P: 13	R: 0 E: 0 K: 1 S: 8	H: 0 LOB: 0 BB: 1 P: 13	R: 1 E: 0 K: 1 S: 14	H: 1 LOB: 0 BB: 0 P: 22	R: 0 E: 0 K: 2 S: 9	H: 0 LOB: 0 BB: 0 P: 12	1B: 8 2B: 1 3B: 1 HR: 3	SF: 1 SAC: 0 DP: 0 HBP: 0	WP: 1 PB: 0 CS: 0	PA: 42				
PITCHER	IP WLS BF H R ER SO BB IBB HBP BLK WP HR S P ERA WHIP	IP WLS BF H R ER SO BB IBB HBP BLK WP HR S P ERA WHIP	IP WLS BF H R ER SO BB IBB HBP BLK WP HR S P ERA WHIP	IP WLS BF H R ER SO BB IBB HBP BLK WP HR S P ERA WHIP	IP WLS BF H R ER SO BB IBB HBP BLK WP HR S P ERA WHIP	IP WLS BF H R ER SO BB IBB HBP BLK WP HR S P ERA WHIP	IP WLS BF H R ER SO BB IBB HBP BLK WP HR S P ERA WHIP	IP WLS BF H R ER SO BB IBB HBP BLK WP HR S P ERA WHIP	IP WLS BF H R ER SO BB IBB HBP BLK WP HR S P ERA WHIP	IP WLS BF H R ER SO BB IBB HBP BLK WP HR S P ERA WHIP	IP WLS BF H R ER SO BB IBB HBP BLK WP HR S P ERA WHIP	IP WLS BF H R ER SO BB IBB HBP BLK WP HR S P ERA WHIP	IP WLS BF H R ER SO BB IBB HBP BLK WP HR S P ERA WHIP	IP WLS BF H R ER SO BB IBB HBP BLK WP HR S P ERA WHIP	IP WLS BF H R ER SO BB IBB HBP BLK WP HR S P ERA WHIP	IP WLS BF H R ER SO BB IBB HBP BLK WP HR S P ERA WHIP	IP WLS BF H R ER SO BB IBB HBP BLK WP HR S P ERA WHIP							
Andy Pettite, L ERA: 5.28 Sterling Hitchcock, L ERA: 2.56 Jose Contreras, R ERA: 13.5	(1, 1) (4, 1) (9, 1)	3.2 4.1 1.0	L 18 3	9 4 0	7 1 0	7 1 0	5 6 2	1 0 0	0 1 0	0 0 0	0 0 0	0 1 0	2 6 2	0 0 0	0 0 0	0 0 0	0 0 0	0 0 0	0 0 0	0 0 0	0 0 0	0 0 0	0 0 0	0 0 0

AB	39
R	8
H	13
RBI	8
BB	2
SO	13
LOB	11




Batter	1	2	3	4	5	6	7	8	9	AB	R	H	RBI	BB	SO	LOB	BOTTOM							
Alfonso Soriano, R OBP: 0.379, SLG: 0.556 (1, 4)	G4-3 1B	K 1B		K 1B			G1-3 1B		K 1B	5	0	0	0	0	3	2	Toronto Blue Jays @ New York Yankees Yankee Stadium, Bronx, NY Thu May 22 2003, 7:05 PM EDT Att: 45,777 - Cloudy - 52 F							
55 Hideki Matsui, L OBP: 0.318, SLG: 0.383 (1, 7)	25 1B 2B	F8 1B			2 G6-4-3 1B		F7 1B		2 1B BB	4	0	2	0	1	0	2								
2 Derek Jeter, R OBP: 0.333, SLG: 0.391 (1, 6)	G5-3 1B			G6-3 1B		G6-4-3 1B			1B 1B	5	0	1	0	0	1	3								
25 Jason Giambi, L OBP: 0.333, SLG: 0.383 (1, 10)	20 HBP 1B			20 G4-3 1B 20 WP 1B		L5 1B			F8 20 HBP FC6 BB	4	2	2	0	1	0	2								
20 Jorge Posada, S OBP: 0.372, SLG: 0.556 John Flaherty, R OBP: 0.303, SLG: 0.323 (8, PR) (9, 2)				G4-3 1B			K 1B		FC6 HBP 1B	2	0	0	0	0	1	1								
Robin Ventura, L OBP: 0.353, SLG: 0.492 (1, 5)	G4-3 1B					G1-3 1B		F8 1B		4	0	1	1	0	0	5								
Raul Mondesi, R OBP: 0.396, SLG: 0.572 (1, 9)		B1-3 1B 2B		L4 1B				FC6 1B		4	1	2	1	0	0	2								
Todd Zeile, R OBP: 0.267, SLG: 0.362 (1, 3)		B1-3 1B				F9 1B		P3 1B		4	0	0	0	0	0	3								
Charles Gipson, R OBP: 0.222, SLG: 0.222 (1, 8)						K 1B			P6 1B	4	0	2	1	0	1	0								
Inning Stats	R: 0 E: 0 K: 0 S: 17	H: 2 LOB: 3 BB: 0 P: 22	R: 1 E: 0 K: 1 S: 10	H: 2 LOB: 1 BB: 0 P: 16	R: 1 E: 0 K: 0 S: 16	H: 2 LOB: 1 BB: 0 P: 20	R: 0 E: 0 K: 2 S: 8	H: 0 LOB: 0 BB: 0 P: 11	R: 0 E: 0 K: 1 S: 5	H: 1 LOB: 0 BB: 0 P: 8	R: 0 E: 0 K: 1 S: 12	H: 1 LOB: 1 BB: 0 P: 19	R: 1 E: 0 K: 0 S: 10	H: 0 LOB: 1 BB: 1 P: 18	R: 0 E: 0 K: 1 S: 15	H: 1 LOB: 2 BB: 1 P: 24	1B: 8 2B: 2 3B: 0 HR: 0	SF: 0 SAC: 0 DP: 1 HBP: 2	WP: 1 PB: 0 CS: 0	PA: 40				
PITCHER	IP WLS BF H R ER SO BB IBB HBP BLK WP HR S P ERA WHIP	IP WLS BF H R ER SO BB IBB HBP BLK WP HR S P ERA WHIP	IP WLS BF H R ER SO BB IBB HBP BLK WP HR S P ERA WHIP	IP WLS BF H R ER SO BB IBB HBP BLK WP HR S P ERA WHIP	IP WLS BF H R ER SO BB IBB HBP BLK WP HR S P ERA WHIP	IP WLS BF H R ER SO BB IBB HBP BLK WP HR S P ERA WHIP	IP WLS BF H R ER SO BB IBB HBP BLK WP HR S P ERA WHIP	IP WLS BF H R ER SO BB IBB HBP BLK WP HR S P ERA WHIP	IP WLS BF H R ER SO BB IBB HBP BLK WP HR S P ERA WHIP	IP WLS BF H R ER SO BB IBB HBP BLK WP HR S P ERA WHIP	IP WLS BF H R ER SO BB IBB HBP BLK WP HR S P ERA WHIP	IP WLS BF H R ER SO BB IBB HBP BLK WP HR S P ERA WHIP	IP WLS BF H R ER SO BB IBB HBP BLK WP HR S P ERA WHIP	IP WLS BF H R ER SO BB IBB HBP BLK WP HR S P ERA WHIP	IP WLS BF H R ER SO BB IBB HBP BLK WP HR S P ERA WHIP	IP WLS BF H R ER SO BB IBB HBP BLK WP HR S P ERA WHIP								
32 Roy Halladay, R ERA: 4.36 Trevor Miller, L ERA: 5.94 Aquilino Lopez, R ERA: 5.4	(1, 1) (8, 1) (8, 1)	7.0 0.1 1.2	W 3 7	30 0 1	2 1 0	2 1 0	5 0 1	1 0 0	0 0 0	0 0 0	0 0 0	0 0 0	4 11 21	11 11 31	0 0 0	0 0 0	0 0 0	0 0 0	0 0 0	0 0 0	0 0 0	0 0 0	0 0 0	0 0 0



Batter	1	2	3	4	5	6	7	8	9	AB	R	H	RBI	BB	SO	LOB	TOP																					
Shannon Stewart, R (1, 7) OBP: 0.367, SLG: 0.458	1-1 L4	3-2 P6		1 SAFE 0-2 G1-3			4-1 WP 1B BB	1-1 SF9		3	1	1	2	1	0	2																						
Frank Catalanotto, L (1, 9) OBP: 0.346, SLG: 0.463	1-2 L6	2-2 1B		1-2 3-H 1B			0-1 F8	1-2 G1-3		5	0	1	1	0	0	4																						
10 Vernon Wells, R (1, 8) OBP: 0.343, SLG: 0.552	0-2 1B	2-3 K		1-2 2-3 1B			1-0 P5		1-2 G6-3	5	0	1	0	0	1	5																						
Carlos Delgado, L (1, 3) OBP: 0.443, SLG: 0.649	2-3 K		0-0 G3-1		0-0 G4-3		4-0 1B IBB		0-0 G6-3	4	0	1	0	1	1	1																						
Greg Myers, L (1, 2) OBP: 0.423, SLG: 0.544		4-2 1B BB		0-2 F7		0-1 F8	3-1 1B		2-3 K	4	1	1	1	1	1	1																						
Josh Phelps, R (1, 10) OBP: 0.358, SLG: 0.434		3-3 K		0-2 F8		1-3 K	1-0 F8		1-1 G6-3	5	0	0	0	0	2	4																						
Eric Hinske, L (1, 5) OBP: 0.322, SLG: 0.387		2-2 1B 1B		1-2 1B		4-0 F9 1B BB	1-2 G4-3		4-2 E SF9 BB	2	3	1	0	2	0	0																						
Orlando Hudson, S (1, 4) OBP: 0.340, SLG: 0.404		1-1 1B		1-2 2-3 1B		3-2 G1-3 1B	3-3 K		1-0 E2 SF9	4	1	2	0	0	1	1																						
Mike Bordick, R (1, 6) OBP: 0.333, SLG: 0.387		0-1 1B		1-2 2-H 1B		1-1 F9	0-3 K		0-1 P3	4	0	1	2	0	1	4																						
Inning Stats	R: 0 E: 0 K: 1 S: 13	H: 1 LOB: 1 BB: 0 P: 17	R: 3 E: 0 K: 2 S: 22	H: 4 LOB: 2 BB: 1 P: 39	R: 0 E: 0 K: 0 S: 8	H: 0 LOB: 0 BB: 0 P: 8	R: 1 E: 0 K: 0 S: 15	H: 2 LOB: 2 BB: 1 P: 23	R: 0 E: 0 K: 1 S: 7	H: 0 LOB: 0 BB: 0 P: 8	R: 0 E: 0 K: 2 S: 12	H: 0 LOB: 0 BB: 0 P: 16	R: 1 E: 0 K: 0 S: 7	H: 1 LOB: 2 BB: 2 P: 20	R: 1 E: 1 K: 0 S: 15	H: 0 LOB: 1 BB: 1 P: 22	R: 0 E: 0 K: 1 S: 10	H: 1 LOB: 1 BB: 0 P: 14	1B: 8 2B: 1 3B: 0 HR: 0	SF: 1 SAC: 0 DP: 0 HBP: 0	WP: 1 PB: 0 CS: 0	PA: 42																
PITCHER	IP	WLS	BF	H	R	ER	SO	BB	IBB	HBP	BLK	WP	HR	S	P	ERA	WHIP	PITCHER				IP	WLS	BF	H	R	ER	SO	BB	IBB	HBP	BLK	WP	HR	S	P	ERA	WHIP
35 Mike Mussina, R (1, 1) ERA: 2.54	6.0	L	27	7	4	4	6	2	0	0	0	0	0	77	111	6.00	1.500																					
Jason Anderson, R (7, 1) ERA: 5.75	1.0		6	1	1	1	0	1	1	0	0	1	0	7	20	9.00	2.000																					
Juan Acevedo, R (8, 1) ERA: 7.94	2.0		9	1	1	0	1	1	0	0	0	0	0	25	36	0.00	1.000																					

Toronto Blue Jays @ New York Yankees
 Yankee Stadium, Bronx, NY
 Fri May 23 2003, 7:05 PM EDT
 Att: 34,134 - Cloudy - 54 F


AB	36
R	6
H	9
RBI	6
BB	5
SO	7
LOB	22



Batter	1	2	3	4	5	6	7	8	9	AB	R	H	RBI	BB	SO	LOB	BOTTOM																					
Alfonso Soriano, R (1, 4) OBP: 0.377, SLG: 0.550	0-0 G6-3 25 2B	0-0 G6-4-3			0-1 G1-3		0-2 G1-3			4	1	1	0	0	0	4																						
Juan Rivera, R (1, 7) OBP: 0.250, SLG: 0.250	2-2 G6-3		0-0 20 WP		1-3 K			1-2 G4-3		4	0	1	0	0	1	1																						
25 Jason Giambi, L (1, 3) OBP: 0.337, SLG: 0.388	2-0 2B		1-0 F8		3-3 K		3-3 K	4-2 20 HBP BB		3	0	1	1	1	1	1																						
20 Jorge Posada, S (1, 2) OBP: 0.369, SLG: 0.544	1-0 F7		3-3 K		2-3 K			2-1 55 G1-6-3 HBP		3	0	0	0	0	2	2																						
John Flaherty, R (9, 2) OBP: 0.303, SLG: 0.323			1-3 K		1-1 G1-3			1-2 1B		0	0	0	0	0	0	0																						
55 Hideki Matsui, L (1, 8) OBP: 0.316, SLG: 0.377	4-2 BB		1-3 K		3-1 F7		0-0 1B		1-0 HR	4	1	2	1	0	1	2																						
Raul Mondesi, R (1, 9) OBP: 0.398, SLG: 0.588	1-3 K			4-1 F9 BB	4-2 G6-4-3 BB		1-0 P6		2-3 K	2	0	0	0	2	1	1																						
Robin Ventura, L (1, 5) OBP: 0.357, SLG: 0.484				4-2 G6-4-3	0-1 G6-4-3		2-2 L7		1-3 K	3	0	0	0	1	1	2																						
Bubba Trammell, R (1, 10) OBP: 0.341, SLG: 0.342				1-2 BB		1-2 G3		1-2 1B		4	0	1	0	0	0	2																						
Enrique Wilson, S (1, 6) OBP: 0.214, SLG: 0.317																																						
Inning Stats	R: 1 E: 0 K: 1 S: 13	H: 2 LOB: 2 BB: 1 P: 23	R: 0 E: 0 K: 0 S: 5	H: 0 LOB: 1 BB: 2 P: 13	R: 0 E: 0 K: 2 S: 8	H: 1 LOB: 1 BB: 0 P: 13	R: 0 E: 0 K: 0 S: 7	H: 0 LOB: 0 BB: 1 P: 14	R: 0 E: 0 K: 1 S: 9	H: 0 LOB: 0 BB: 0 P: 11	R: 0 E: 0 K: 2 S: 9	H: 0 LOB: 0 BB: 0 P: 15	R: 0 E: 0 K: 0 S: 11	H: 2 LOB: 2 BB: 0 P: 15	R: 0 E: 0 K: 0 S: 9	H: 0 LOB: 1 BB: 1 P: 16	R: 1 E: 0 K: 2 S: 10	H: 1 LOB: 0 BB: 0 P: 14	1B: 4 2B: 1 3B: 0 HR: 1	SF: 0 SAC: 0 DP: 3 HBP: 1	WP: 2 PB: 0 CS: 0	PA: 36																
PITCHER	IP	WLS	BF	H	R	ER	SO	BB	IBB	HBP	BLK	WP	HR	S	P	ERA	WHIP	PITCHER				IP	WLS	BF	H	R	ER	SO	BB	IBB	HBP	BLK	WP	HR	S	P	ERA	WHIP
Kelvin Escobar, R (1, 1) ERA: 6.04	5.0	W	20	3	1	1	4	4	0	0	0	0	0	15	24	0.00	0.600																					
Pete Walker, R (6, 1) ERA: 5.93	1.2	H	6	1	0	0	2	0	0	0	0	0	0	12	20	0.00	3.000																					
Tanyon Sturtze, R (7, 1) ERA: 5.69	0.2		5	1	0	0	0	1	0	1	0	0	0	2	2	0.00	0.000																					
Jeff Tam, R (8, 1) ERA: 4.5	0.2		1	0	0	0	0	0	0	0	0	0	0	2	2	0.00	0.000																					
Cliff Politte, R (9, 1) ERA: 3.86	1.0		4	1	1	1	2	0	0	0	0	0	1	10	14	9.00	1.000																					

Toronto Blue Jays @ New York Yankees
 Yankee Stadium, Bronx, NY
 Fri May 23 2003, 7:05 PM EDT
 Att: 34,134 - Cloudy - 54 F

AB	30
R	2
H	6
RBI	2
BB	5
SO	8
LOB	18



Batter	1	2	3	4	5	6	7	8	9	AB	R	H	RBI	BB	SO	LOB	TOP					
Shannon Stewart, R (1, 7) OBP: 0.361, SLG: 0.449 3 Reed Johnson, R (8, 9) OBP: 0.529, SLG: 0.867	L8		L6		F7		G5-3		P6	4	0	0	0	0	0	0						
Frank Catalanotto, L (1, 9) OBP: 0.354, SLG: 0.600	K			2B		10 2B				4	2	3	0	0	1	0						
10 Vernon Wells, R (1, 8) OBP: 0.342, SLG: 0.551	F8			P5		2B		FC5-4		4	1	1	1	0	0	2						
Carlos Delgado, L (1, 3)		K		2B		2B		G5-3		4	2	2	2	0	1	0						
Tom Wilson, R (1, 2) OBP: 0.373, SLG: 0.495	G1-3			2B		2B		K		4	0	3	2	0	1	0						
Josh Phelps, R (1, 10) OBP: 0.356, SLG: 0.430	G1-3			G5-3		2B		G1-3		4	0	1	0	0	0	2						
Orlando Hudson, S (1, 4) OBP: 0.331, SLG: 0.393	G4-3			G5-3		K		G5-3		4	0	0	0	0	1	4						
Dave Berg, R (1, 5) OBP: 0.343, SLG: 0.462			K		F9		G4-6-3			3	0	0	0	1	1	2						
Chris Woodward, R (1, 6) OBP: 0.331, SLG: 0.366	F8		F8		F8		K		K	4	0	0	0	0	2	1						
Inning Stats	R: 0 E: 0 K: 1 S: 8	H: 0 LOB: 0 BB: 0 P: 12	R: 0 E: 0 K: 1 S: 9	H: 1 LOB: 1 BB: 0 P: 14	R: 0 E: 0 K: 1 S: 7	H: 0 LOB: 0 BB: 0 P: 11	R: 2 E: 0 K: 0 S: 12	H: 3 LOB: 1 BB: 0 P: 17	R: 0 E: 0 K: 1 S: 5	H: 0 LOB: 0 BB: 0 P: 7	R: 3 E: 0 K: 1 S: 13	H: 5 LOB: 1 BB: 0 P: 23	R: 0 E: 0 K: 1 S: 11	H: 1 LOB: 1 BB: 0 P: 15	R: 0 E: 0 K: 1 S: 9	H: 0 LOB: 0 BB: 0 P: 14	R: 0 E: 0 K: 1 S: 10	H: 0 LOB: 1 BB: 1 P: 14	1B: 3 2B: 7 3B: 0 HR: 0	SF: 0 SAC: 0 DP: 1 HBP: 0	WP: 0 PB: 0 CS: 0	PA: 37
PITCHER	IP	WLS	BF	H	R	ER	SO	BB	IBB	HBP	BLK	WP	HR	S	P	ERA	WHIP					
David Wells, L (1, 1) ERA: 3.48	5.0	L	24	9	5	5	3	0	0	0	0	0	0	49	75	9.00	1.800					
Jose Contreras, R (6, 1) ERA: 8.74	4.0		13	1	0	0	4	1	0	0	0	0	0	35	52	0.00	0.500					

Toronto Blue Jays @ New York Yankees
Yankee Stadium, Bronx, NY
Sat May 24 2003, 4:05 PM EDT
Att: 35,023 - Cloudy - 54 F

AB	36
R	5
H	10
RBI	5
BB	1
SO	7
LOB	12



Batter	1	2	3	4	5	6	7	8	9	AB	R	H	RBI	BB	SO	LOB	BOTTOM					
Alfonso Soriano, R (1, 4) OBP: 0.383, SLG: 0.577	G5-3		G6-3			55 SF8		HR		4	2	3	1	0	0	0						
55 Hideki Matsui, L (1, 8) OBP: 0.311, SLG: 0.371	G1-3			P6		SF8		G4-3		3	0	0	1	0	0	1						
2 Derek Jeter, R (1, 6) OBP: 0.327, SLG: 0.420	G5-3			G4-3		F7				4	0	1	0	0	0	1						
25 Jason Giambi, L (1, 3) OBP: 0.335, SLG: 0.382		G4-3		1B		L4				3	0	0	0	1	0	1						
Raul Mondesi, R (1, 9) OBP: 0.395, SLG: 0.580		K				G4-3		K		4	0	1	0	0	2	1						
Robin Ventura, L (1, 5) OBP: 0.361, SLG: 0.477				F7						2	0	0	0	2	0	2						
Juan Rivera, R (1, 7) OBP: 0.125, SLG: 0.125		FC6-4				K				4	0	0	0	0	2	3						
Todd Zeile, R (1, 10) OBP: 0.269, SLG: 0.361				G4-3				K		3	0	1	0	0	1	0						
John Flaherty, R (1, 2) OBP: 0.286, SLG: 0.303 20 Jorge Posada, S (8, PH) OBP: 0.367, SLG: 0.541				G6-3		G6-4-3		K		2	0	0	0	0	0	1						
Inning Stats	R: 0 E: 0 K: 0 S: 5	H: 1 LOB: 0 BB: 0 P: 9	R: 0 E: 0 K: 1 S: 10	H: 0 LOB: 1 BB: 1 P: 17	R: 0 E: 0 K: 0 S: 6	H: 0 LOB: 0 BB: 0 P: 9	R: 0 E: 0 K: 0 S: 6	H: 1 LOB: 2 BB: 1 P: 13	R: 0 E: 0 K: 1 S: 7	H: 1 LOB: 0 BB: 0 P: 9	R: 1 E: 0 K: 0 S: 10	H: 1 LOB: 0 BB: 0 P: 13	R: 0 E: 0 K: 1 S: 9	H: 0 LOB: 0 BB: 0 P: 14	R: 1 E: 0 K: 2 S: 10	H: 1 LOB: 0 BB: 0 P: 13	R: 0 E: 0 K: 1 S: 10	H: 1 LOB: 2 BB: 1 P: 15	1B: 3 2B: 0 3B: 2 HR: 1	SF: 1 SAC: 0 DP: 1 HBP: 0	WP: 0 PB: 0 CS: 0	PA: 34
PITCHER	IP	WLS	BF	H	R	ER	SO	BB	IBB	HBP	BLK	WP	HR	S	P	ERA	WHIP					
Cory Lidle, R (1, 1) ERA: 4.42	8.0	W	30	6	2	2	5	2	0	0	0	0	0	65	99	2.25	1.000					
Cliff Politte, R (9, 1) ERA: 3.68	1.0	S	4	0	0	0	1	1	0	0	0	0	0	8	13	0.00	1.000					

Toronto Blue Jays @ New York Yankees
Yankee Stadium, Bronx, NY
Sat May 24 2003, 4:05 PM EDT
Att: 35,023 - Cloudy - 54 F

AB	30
R	2
H	6
RBI	2
BB	3
SO	6
LOB	10



Batter	1	2	3	4	5	6	7	8	9	AB	R	H	RBI	BB	SO	LOB	TOP						
3 Reed Johnson, R OBP: 0.455, SLG: 0.700										5	0	1	0	0	1	2							
Frank Catalanotto, L OBP: 0.347, SLG: 0.459										4	1	0	0	0	1	1							
10 Vernon Wells, R OBP: 0.340, SLG: 0.544										3	1	0	0	1	1	1							
Carlos Delgado, L OBP: 0.445, SLG: 0.657										3	2	1	0	0	1	0							
Greg Myers, L OBP: 0.426, SLG: 0.553										4	1	2	2	0	0	0							
Josh Phelps, R OBP: 0.354, SLG: 0.429										3	0	1	2	0	1	0							
Orlando Hudson, S OBP: 0.335, SLG: 0.403										4	0	2	1	0	0	2							
Dave Berg, R OBP: 0.338, SLG: 0.449										4	0	1	0	0	2	4							
Chris Woodward, R OBP: 0.329, SLG: 0.358										3	0	0	0	1	0	2							
Inning Stats	R: 0 E: 0 K: 2 S: 8	H: 0 LOB: 0 BB: 0 P: 11	R: 0 E: 0 K: 0 S: 9	H: 0 LOB: 0 BB: 0 P: 13	R: 0 E: 0 K: 0 S: 8	H: 1 LOB: 1 BB: 0 P: 14	R: 4 E: 1 K: 0 S: 15	H: 2 LOB: 1 BB: 1 P: 27	R: 0 E: 0 K: 1 S: 6	H: 0 LOB: 0 BB: 0 P: 7	R: 1 E: 0 K: 0 S: 13	H: 3 LOB: 1 BB: 0 P: 18	R: 0 E: 0 K: 2 S: 10	H: 1 LOB: 0 BB: 0 P: 16	R: 0 E: 0 K: 2 S: 9	H: 0 LOB: 0 BB: 0 P: 16	R: 0 E: 0 K: 1 S: 12	H: 1 LOB: 1 BB: 1 P: 18	1B: 5 2B: 3 3B: 0 HR: 0	SF: 1 SAC: 0 DP: 0 HBP: 1	WP: 0 PB: 0 SB: 0 CS: 3	PA: 37	
PITCHER	IP	WLS	BF	H	R	ER	SO	BB	IBB	HBP	BLK	WP	HR	S	P	ERA	WHIP						
Jeff Weaver, R ERA: 5.31	(1, 1)	5.0	L	24	6	5	4	3	1	0	1	0	0	0	53	83	7.20	1.400					
Chris Hammond, L ERA: 3.26	(6, 1)	2.0		6	1	0	0	1	0	0	0	0	0	16	23	0.00	0.500						
Sterling Hitchcock, L ERA: 2.29	(8, 1)	2.0		7	1	0	0	3	1	0	0	0	0	21	34	0.00	1.000						

Toronto Blue Jays @ New York Yankees
 Yankee Stadium, Bronx, NY
 Sun May 25 2003, 1:05 PM EDT
 Att. 40,940 - Overcast - 62 F

AB	33
R	5
H	8
RBI	5
BB	2
SO	7
LOB	12



Batter	1	2	3	4	5	6	7	8	9	AB	R	H	RBI	BB	SO	LOB	BOTTOM					
2 Derek Jeter, R OBP: 0.333, SLG: 0.473										5	1	2	1	0	1	3						
55 Hideki Matsui, L OBP: 0.313, SLG: 0.372										5	0	2	0	0	0	1						
Alfonso Soriano, R OBP: 0.384, SLG: 0.586										5	1	2	1	0	1	3						
25 Jason Giambi, L OBP: 0.341, SLG: 0.381										3	0	1	0	2	1	2						
20 Jorge Posada, S OBP: 0.363, SLG: 0.549										5	1	1	1	0	1	6						
Raul Mondesi, R OBP: 0.386, SLG: 0.565										5	0	0	0	0	3	3						
Juan Rivera, R OBP: 0.250, SLG: 0.333										4	0	2	0	0	1	0						
Todd Zeile, R OBP: 0.277, SLG: 0.360										3	0	1	0	1	0	1						
Bubba Trammell, R OBP: 0.319, SLG: 0.317										3	0	0	0	0	0	4						
Robin Ventura, L (8, PH) OBP: 0.365, SLG: 0.481										1	0	1	0	0	0	0						
Inning Stats	R: 0 E: 0 K: 0 S: 6	H: 1 LOB: 1 BB: 0 P: 11	R: 1 E: 0 K: 0 S: 18	H: 2 LOB: 1 BB: 0 P: 28	R: 0 E: 0 K: 0 S: 11	H: 1 LOB: 2 BB: 1 P: 16	R: 0 E: 0 K: 2 S: 9	H: 1 LOB: 1 BB: 0 P: 13	R: 0 E: 0 K: 3 S: 14	H: 1 LOB: 2 BB: 1 P: 25	R: 0 E: 0 K: 1 S: 9	H: 1 LOB: 1 BB: 0 P: 17	R: 0 E: 0 K: 1 S: 10	H: 2 LOB: 1 BB: 0 P: 14	R: 1 E: 0 K: 1 S: 10	H: 2 LOB: 1 BB: 0 P: 14	1B: 8 2B: 1 3B: 0 HR: 3	SF: 0 SAC: 0 DP: 0 HBP: 0	WP: 1 PB: 0 SB: 0 CS: 0	PA: 42		
PITCHER	IP	WLS	BF	H	R	ER	SO	BB	IBB	HBP	BLK	WP	HR	S	P	ERA	WHIP					
Doug Davis, L ERA: 5.54	(1, 1)	5.0	W	23	6	1	1	3	2	0	0	0	0	51	86	1.80	1.600					
Tanyon Sturtze, R ERA: 5.58	(6, 1)	1.0		4	1	0	0	0	0	0	0	0	0	7	12	0.00	1.000					
Pete Walker, R ERA: 6.18	(7, 1)	0.1		4	2	1	1	1	1	0	0	0	1	8	16	27.00	9.000					
Aquilino Lopez, R ERA: 5.01	(7, 1)	1.2	H	6	1	0	0	3	0	0	0	0	0	15	26	0.00	0.600					
Cliff Politte, R ERA: 3.91	(9, 1)	1.0	S	5	2	1	1	1	0	0	0	0	1	10	14	9.00	2.000					

Toronto Blue Jays @ New York Yankees
 Yankee Stadium, Bronx, NY
 Sun May 25 2003, 1:05 PM EDT
 Att. 40,940 - Overcast - 62 F

AB	39
R	3
H	12
RBI	3
BB	3
SO	8
LOB	23



Batter	1	2	3	4	5	6	7	8	9	AB	R	H	RBI	BB	SO	LOB	TOP					
D'Angelo Jimenez, S OBP: 0.383, SLG: 0.466	G6-3		2B		G6-3		HR		FC3-6 BB	4	2	2	2	1	0	0	Chicago White Sox @ Toronto Blue Jays SkyDome, Toronto, ON Mon May 26 2003, 7:05 PM EDT Att: 19,009 - Overcast - 63 F					
Tony Graffanino, R OBP: 0.384, SLG: 0.528 Jose Valentin, S OBP: 0.298, SLG: 0.466	K		2B		G6-3		1B		FC3-6 BB	3	0	1	1	0	1	0						
Frank Thomas, R OBP: 0.398, SLG: 0.475	K		F8		F9		P4		FC6-4 BB	4	0	0	0	1	1	2						
Magglio Ordonez, R OBP: 0.341, SLG: 0.492		F9	F9		HR		G5-3		FC6-4 BB	5	1	1	1	0	0	4						
Carlos Lee, R OBP: 0.319, SLG: 0.491		14 S FC4-5 2B			14 F9 BB				FC5-4 BB	2	0	2	0	2	0	0						
14 Paul Konerko, R OBP: 0.287, SLG: 0.319	FC4-5 24 1B				G6-3				K	4	1	0	0	0	1	4						
24 Joe Crede, R OBP: 0.257, SLG: 0.345					F7				K	4	0	1	1	0	1	3						
Joe Borchard, S OBP: 0.267, SLG: 0.231					K				FC5-4	4	0	0	0	0	1	3						
Miguel Olivo, R OBP: 0.299, SLG: 0.402			G5-3		L6		HR		L4	4	1	1	0	0	0	0						
Inning Stats	R: 0 E: 0 K: 2 S: 10	H: 0 LOB: 0 BB: 0 P: 16	R: 1 E: 0 K: 0 S: 12	H: 2 LOB: 1 BB: 0 P: 18	R: 1 E: 0 K: 0 S: 9	H: 2 LOB: 1 BB: 0 P: 16	R: 0 E: 0 K: 1 S: 13	H: 1 LOB: 1 BB: 0 P: 18	R: 0 E: 0 K: 0 S: 6	H: 0 LOB: 0 BB: 0 P: 9	R: 1 E: 0 K: 0 S: 10	H: 1 LOB: 1 BB: 1 P: 16	R: 2 E: 0 K: 0 S: 14	H: 3 LOB: 1 BB: 0 P: 25	R: 0 E: 0 K: 2 S: 9	H: 0 LOB: 2 BB: 2 P: 15		R: 0 E: 0 K: 0 S: 12	H: 0 LOB: 2 BB: 2 P: 24	1B: 4 2B: 3 3B: 0 HR: 2	SF: 0 SAC: 0 DP: 0 HBP: 0	WP: 0 PB: 0 SB: 1 CS: 1
PITCHER	IP	WLS	BF	H	R	ER	SO	BB	IBB	HBP	BLK	WP	HR	S	P	ERA	WHIP					
Mark Hendrickson, L ERA: 5.31	5.2		24	6	3	3	3	1	0	0	0	0	1	59	91	4.76	1.235					
Josh Towers, R ERA: 5.9	0.1	W	1	0	0	0	0	0	0	0	0	0	0	1	2	0.00	0.000					
Tanyon Sturtze, R ERA: 5.9	0.1	H	3	2	2	2	0	0	0	0	0	0	1	8	14	54.00	6.000					
Trevor Miller, L ERA: 5.94	0.0		1	1	0	0	0	0	0	0	0	0	0	1	2	=	=					
Aquilino Lopez, R ERA: 4.74	1.1	H	5	0	0	0	2	1	0	0	0	0	0	13	23	0.00	0.750					
PITCHER	IP	WLS	BF	H	R	ER	SO	BB	IBB	HBP	BLK	WP	HR	S	P	ERA	WHIP					
Jeff Tam, R ERA: 4.28	8.1		6	0	0	0	0	2	0	0	0	0	0	13	25	0.00	1.500					

Batter	1	2	3	4	5	6	7	8	9	AB	R	H	RBI	BB	SO	LOB	BOTTOM				
3 Reed Johnson, R OBP: 0.444, SLG: 0.667	SH5-3 10 SF9 2B		G3			E6 1B		F9		4	2	1	0	0	0	2	Chicago White Sox @ Toronto Blue Jays SkyDome, Toronto, ON Mon May 26 2003, 7:05 PM EDT Att: 19,009 - Overcast - 63 F				
Frank Catalanotto, L OBP: 0.345, SLG: 0.495	SH5-3		G4-3			E7 10 BB 1B		FC3-6 10 G5-3 1B		4	2	1	1	0	0	2					
10 Vernon Wells, R OBP: 0.342, SLG: 0.541	SF9				G5-3					3	1	1	2	1	0	1					
Carlos Delgado, L OBP: 0.444, SLG: 0.649	G6-3				G4-3					4	1	1	2	1	0	1					
Tom Wilson, R OBP: 0.372, SLG: 0.490 Greg Myers, L OBP: 0.422, SLG: 0.547					F8					3	0	1	0	0	0	2					
Josh Phelps, R OBP: 0.352, SLG: 0.441						FC6 1B		G5-3		1	0	0	0	0	0	2					
Orlando Hudson, S OBP: 0.339, SLG: 0.401						L6				4	1	1	1	0	1	4					
Mike Bordick, R OBP: 0.329, SLG: 0.380						G1-3				3	1	1	1	1	0	2					
Chris Woodward, R OBP: 0.340, SLG: 0.391						G5-3				4	0	1	1	0	0	3					
Inning Stats	R: 1 E: 0 K: 0 S: 9	H: 1 LOB: 0 BB: 0 P: 13	R: 0 E: 1 K: 0 S: 8	H: 1 LOB: 1 BB: 1 P: 14	R: 0 E: 0 K: 0 S: 6	H: 0 LOB: 0 BB: 0 P: 12	R: 0 E: 0 K: 0 S: 10	H: 0 LOB: 0 BB: 0 P: 14	R: 0 E: 0 K: 1 S: 8	H: 0 LOB: 0 BB: 0 P: 14	R: 5 E: 2 K: 1 S: 20	H: 3 LOB: 2 BB: 1 P: 30	R: 1 E: 0 K: 0 S: 10	H: 1 LOB: 2 BB: 1 P: 18	R: 4 E: 0 K: 0 S: 19	H: 5 LOB: 1 BB: 0 P: 30		1B: 7 2B: 1 3B: 1 HR: 2	SF: 1 SAC: 1 DP: 1 HBP: 1	WP: 0 PB: 0 SB: 1 CS: 0	PA: 40
PITCHER	IP	WLS	BF	H	R	ER	SO	BB	IBB	HBP	BLK	WP	HR	S	P	ERA	WHIP				
56 Mark Buehrle, L ERA: 5.01	6.0	L	26	5	6	2	1	2	0	0	0	0	0	61	97	3.00	1.167				
Rick White, R ERA: 9.47	0.0		2	1	1	1	0	0	0	1	0	0	0	4	6	=	=				
Kelly Wunsch, L ERA: 1.29	0.2		3	0	0	0	0	1	0	0	0	0	0	4	9	0.00	1.500				
Gary Glover, R ERA: 4.76	1.0		6	3	3	3	0	0	0	0	0	0	1	14	23	27.00	3.000				
David Sanders, L ERA: 5.91	0.1		3	2	1	1	0	0	0	0	0	0	0	7	10	27.00	6.000				

Batter	1	2	3	4	5	6	7	8	9	AB	R	H	RBI	BB	SO	LOB	TOP					
D'Angelo Jimenez, S OBP: 0.375, SLG: 0.455 (1.4)	F7		G4-3			K		P4		4	0	0	0	0	1	1						
Carlos Lee, R OBP: 0.328, SLG: 0.503 (1.7)	F9			G6-4-3 1B						4	0	3	0	0	0	0						
Armando Rios, L OBP: 0.270, SLG: 0.329 (1.10)	G3			G6-4-3 1-2		G1-3		G1-3		4	0	0	0	0	0	4						
Magglio Ordonez, R OBP: 0.340, SLG: 0.492 (1.9)		K		G4-3						4	0	1	0	0	2	0						
Brian Daubach, L OBP: 0.286, SLG: 0.230 (1.3)	G5-3					K		G4-3		4	0	0	0	0	2	1						
24 Joe Crede, R OBP: 0.257, SLG: 0.349 (1.5)	G4-3					G5-3				4	0	1	0	0	0	1						
Jose Valentin, S OBP: 0.297, SLG: 0.461 (1.6)			F9				G4-3			4	0	1	0	0	1	2						
Miguel Olivo, R OBP: 0.290, SLG: 0.389 (1.2)			F7			G6-3				3	0	0	0	0	1	1						
Joe Borchard, S OBP: 0.333, SLG: 0.467 (1.8)						G4-3				2	1	1	1	1	0	0						
Inning Stats	R: 0 E: 0 K: 0 S: 7	H: 0 LOB: 0 BB: 0 P: 9	R: 0 E: 0 K: 1 S: 7	H: 0 LOB: 0 BB: 0 P: 8	R: 1 E: 0 K: 0 S: 12	H: 1 LOB: 0 BB: 0 P: 21	R: 0 E: 0 K: 0 S: 4	H: 1 LOB: 0 BB: 0 P: 6	R: 0 E: 0 K: 1 S: 7	H: 1 LOB: 1 BB: 0 P: 10	R: 0 E: 0 K: 1 S: 11	H: 1 LOB: 1 BB: 0 P: 15	R: 0 E: 0 K: 1 S: 10	H: 1 LOB: 1 BB: 0 P: 13	R: 0 E: 0 K: 1 S: 9	H: 1 LOB: 2 BB: 1 P: 15	R: 0 E: 0 K: 2 S: 10	H: 1 LOB: 1 BB: 0 P: 12	1B: 3 2B: 3 3B: 0 HR: 1	SF: 0 SAC: 0 DP: 1 HBP: 0	WP: 0 PB: 0 SB: 1 CS: 1	PA: 34
PITCHER 32 Roy Halladay, R ERA: 4.0 (1.1)	IP: 9.0 WLS: W BF: 34 H: 7 R: 1 ER: 1 SO: 7 BB: 1 IBB: 0 HBP: 0 BLK: 0 WP: 0 HR: 1 S: 77 P: 109 ERA: 1.00 WHIP: 0.889															PITCHER						

Chicago White Sox @ Toronto Blue Jays
SkyDome, Toronto, ON
Tue May 27 2003, 7:05 PM EDT
Att: 19,365 - Dome - 72 F

AB 33
R 1
H 7
RBI 1
BB 1
SO 7
LOB 10



Batter	1	2	3	4	5	6	7	8	9	AB	R	H	RBI	BB	SO	LOB	BOTTOM			
3 Reed Johnson, R OBP: 0.452, SLG: 0.630 (1.9)	F9		L9							3	1	1	0	1	0	0				
Frank Catalanotto, L OBP: 0.340, SLG: 0.467 (1.7)	K		G3-1							3	0	0	0	0	1	0				
10 Vernon Wells, R OBP: 0.340, SLG: 0.540 (1.8)	L4									4	0	1	1	0	0	0				
Carlos Delgado, L OBP: 0.454, SLG: 0.665 (1.3)		WP 1B 2B								3	2	3	0	1	0	0				
Greg Myers, L OBP: 0.414, SLG: 0.536 (1.2)		K								2	0	0	0	0	1	2				
Tom Wilson, R OBP: 0.374, SLG: 0.490 (6.2)										2	0	1	1	0	0	2				
Josh Phelps, R OBP: 0.350, SLG: 0.434 (1.10)										3	1	0	0	0	3	4				
Orlando Hudson, S OBP: 0.345, SLG: 0.406 (1.4)										3	1	2	1	0	0	0				
Dave Berg, R OBP: 0.338, SLG: 0.444 (1.5)										3	0	1	1	0	1	1				
Chris Woodward, R OBP: 0.333, SLG: 0.383 (1.6)										3	0	0	0	0	0	1				
Inning Stats	R: 0 E: 0 K: 1 S: 8	H: 2 LOB: 1 BB: 0 P: 12	R: 1 E: 0 K: 2 S: 15	H: 2 LOB: 1 BB: 0 P: 24	R: 0 E: 0 K: 0 S: 5	H: 0 LOB: 0 BB: 0 P: 7	R: 0 E: 0 K: 0 S: 8	H: 1 LOB: 0 BB: 0 P: 10	R: 2 E: 0 K: 0 S: 11	H: 2 LOB: 0 BB: 1 P: 20	R: 1 E: 0 K: 1 S: 11	H: 2 LOB: 1 BB: 0 P: 19	R: 0 E: 0 K: 1 S: 8	H: 0 LOB: 0 BB: 0 P: 12	R: 1 E: 0 K: 1 S: 11	H: 2 LOB: 2 BB: 1 P: 20	1B: 6 2B: 3 3B: 0 HR: 0	SF: 0 SAC: 1 DP: 2 HBP: 1	WP: 1 PB: 0 SB: 0 CS: 1	PA: 34
PITCHER Bartolo Colon, R ERA: 3.81 (1.1)	IP: 8.0 WLS: L BF: 33 H: 9 R: 5 ER: 5 SO: 6 BB: 1 IBB: 1 HBP: 1 BLK: 0 WP: 1 HR: 0 S: 77 P: 124 ERA: 5.62 WHIP: 1.250															PITCHER				

Chicago White Sox @ Toronto Blue Jays
SkyDome, Toronto, ON
Tue May 27 2003, 7:05 PM EDT
Att: 19,365 - Dome - 72 F


AB 29
R 5
H 9
RBI 4
BB 2
SO 6
LOB 10



Batter	1	2	3	4	5	6	7	8	9	AB	R	H	RBI	BB	SO	LOB	TOP				
D'Angelo Jimenez, S OBP: 0.381, SLG: 0.455	(1,4) G3		(1,0) 1B	(3,2) G4-3		(3,3) K			(4,1) BB	4	0	1	0	1	1	2	Chicago White Sox @ Toronto Blue Jays SkyDome, Toronto, ON Thu May 29 2003, 7:05 PM EDT Att: 20,010 - Overcast - 72 F				
Carlos Lee, R OBP: 0.322, SLG: 0.489	(1,7) E5		(0,3) K		(3,2) P6		(0,0) G5-3		(1,2) P6	5	0	0	0	0	1	2					
Frank Thomas, R OBP: 0.400, SLG: 0.467	(1,3) L7		(0,2) G1-3		(1,2) 1B		(3,3) K		(1,1) F7	5	0	1	0	0	1	3					
Magglio Ordonez, R OBP: 0.353, SLG: 0.513	(1,9) G6-3			(0,1) 1B	(2,2) 1B		(0,1) 14 FC6-4			4	1	3	0	0	0	1					
Brian Daubach, L OBP: 0.297, SLG: 0.234 14 Paul Konerko, R (7, PH) OBP: 0.283, SLG: 0.309		(1,2) G4-3		(0,0) 1B	(2,0) F7		(0,1) FC6-4			3	1	1	0	0	0	2					
24 Joe Crede, R OBP: 0.257, SLG: 0.345		(0,1) F9		(2,3) K	(1,3) K					4	0	0	0	0	3	4					
Jose Valentin, S OBP: 0.293, SLG: 0.442		(4,2) WP		(2,1) E3		(4,2) SH		(2,1) G6-3		2	1	0	0	2	0	1					
Miguel Olivo, R OBP: 0.290, SLG: 0.392		(2,1) G5-3		(1,0) E		(2,1) SH		(1,3) K		3	0	1	1	0	1	1					
Joe Borcherd, S OBP: 0.308, SLG: 0.381			(0,1) G3-1	(2,2) SF7		(3,3) K		(3,2) G4-3		3	0	0	1	0	1	2					
Inning Stats	R: 0 E: 1 K: 0 S: 10	H: 0 LOB: 1 BB: 0 P: 18	R: 0 E: 0 K: 0 S: 9	H: 0 LOB: 1 BB: 1 P: 16	R: 0 E: 0 K: 1 S: 9	H: 1 LOB: 1 BB: 0 P: 10	R: 3 E: 2 K: 1 S: 15	H: 3 LOB: 2 BB: 0 P: 25	R: 0 E: 0 K: 1 S: 14	H: 0 LOB: 1 BB: 1 P: 25	R: 0 E: 0 K: 1 S: 8	H: 1 LOB: 1 BB: 0 P: 11	R: 0 E: 0 K: 2 S: 8	H: 0 LOB: 0 BB: 0 P: 12	R: 0 E: 0 K: 0 S: 11	H: 0 LOB: 1 BB: 1 P: 20		1B: 7 2B: 1 3B: 0 HR: 0	SF: 1 SAC: 1 DP: 1 HBP: 0	WP: 1 PB: 0 SB: 0 CS: 1	PA: 39
PITCHER	IP	WLS	BF	H	R	ER	SO	BB	IBB	HBP	BLK	WP	HR	S	P	ERA	WHIP				
Cory Lidle, R ERA: 4.2	(1,1) 6.0	L	28	6	3	1	5	2	0	0	0	1	0	72	118	1.50	1.333				
Tanyon Sturtze, R ERA: 5.71	(7,1) 0.2		3	1	0	0	1	0	0	0	0	0	0	6	9	0.00	1.500				
Trever Miller, L ERA: 5.82	(7,1) 0.1		1	0	0	0	0	0	0	0	0	0	0	2	2	0.00	0.000				
Aquilino Lopez, R ERA: 4.39	(8,1) 2.0		7	0	0	0	2	1	0	0	0	0	0	19	32	0.00	0.500				

Batter	1	2	3	4	5	6	7	8	9	AB	R	H	RBI	BB	SO	LOB	BOTTOM					
Howie Clark, L OBP: 0.429, SLG: 0.571	(1,10) G6-3		(0,0) F7		(1,1) 1B			(0,3) K		4	0	1	1	0	1	0	Chicago White Sox @ Toronto Blue Jays SkyDome, Toronto, ON Thu May 29 2003, 7:05 PM EDT Att: 20,010 - Overcast - 72 F					
Frank Catalanotto, L OBP: 0.346, SLG: 0.467	(1,7) F8			(2,1) 2B	(0,1) G3			(4,0) BB		3	0	1	0	1	0	2						
10 Vernon Wells, R OBP: 0.329, SLG: 0.522	(1,8) P4			(1,2) F8		(0,1) F7		(2,0) F9		4	0	0	0	0	0	2						
Carlos Delgado, L OBP: 0.443, SLG: 0.658		(1,1) HR		(3,3) K		(1,0) F8		(2,2) F8		4	1	1	1	0	1	2						
Greg Myers, L OBP: 0.395, SLG: 0.505	(1,2) L6			(0,1) G4-3		(0,1) 1B			(2,3) K	4	0	1	0	0	1	1						
Orlando Hudson, S OBP: 0.346, SLG: 0.407		(3,2) G5-3			(0,1) 3 FC6-4	(0,3) K		(2,3) K		4	1	1	0	0	2	1						
Mike Bordick, R OBP: 0.316, SLG: 0.366 Tom Wilson, R (9, PH) OBP: 0.361, SLG: 0.472	(1,6) P2				(2,2) F9		(1,2) G6-3		(1,1) G6-3	3	0	0	0	0	0	1						
Dave Berg, R OBP: 0.338, SLG: 0.432			(2,2) G5-3		(4,2) 3 FC6-4		(0,0) F9			2	0	0	0	1	0	0						
3 Reed Johnson, R OBP: 0.412, SLG: 0.567			(2,2) K		(1,1) FC6-4		(0,1) F9			3	0	0	0	0	1	2						
Inning Stats	R: 0 E: 0 K: 0 S: 9	H: 0 LOB: 0 BB: 0 P: 13	R: 1 E: 0 K: 0 S: 10	H: 1 LOB: 0 BB: 0 P: 15	R: 0 E: 0 K: 1 S: 7	H: 0 LOB: 0 BB: 0 P: 11	R: 0 E: 0 K: 1 S: 10	H: 1 LOB: 1 BB: 0 P: 16	R: 1 E: 0 K: 0 S: 13	H: 2 LOB: 2 BB: 1 P: 21	R: 0 E: 0 K: 1 S: 8	H: 1 LOB: 1 BB: 0 P: 9	R: 0 E: 0 K: 0 S: 7	H: 0 LOB: 0 BB: 0 P: 8	R: 0 E: 0 K: 1 S: 7	H: 0 LOB: 1 BB: 1 P: 15		R: 0 E: 0 K: 2 S: 8	H: 0 LOB: 0 BB: 0 P: 13	1B: 3 2B: 1 3B: 0 HR: 1	SF: 0 SAC: 0 DP: 0 HBP: 0	WP: 0 PB: 0 SB: 0 CS: 0
PITCHER	IP	WLS	BF	H	R	ER	SO	BB	IBB	HBP	BLK	WP	HR	S	P	ERA	WHIP					
Esteban Loaiza, R ERA: 1.96	(1,1) 7.2	W	30	5	2	2	4	2	0	0	0	0	0	68	103	2.35	0.913					
Damaso Marte, L ERA: 1.42	(8,1) 0.2	H	2	0	0	0	1	0	0	0	0	0	0	6	10	0.00	0.000					
Billy Koch, R ERA: 5.32	(9,1) 0.2	S	2	0	0	0	1	0	0	0	0	0	0	5	8	0.00	0.000					

AB	34
R	3
H	7
RBI	2
BB	3
SO	8
LOB	19



AB	32
R	2
H	5
RBI	2
BB	2
SO	6
LOB	11



Batter	1	2	3	4	5	6	7	8	9	AB	R	H	RBI	BB	SO	LOB	TOP				
18 Johnny Damon, L (1, 8) OBP: 0.311, SLG: 0.410	F7	P5			P3			G1-6-3		4	0	0	0	0	0	3	Boston Red Sox @ Toronto Blue Jays SkyDome, Toronto, ON Fri May 30 2003, 7:05 PM EDT Att: 21,381 - Cloudy - 66 F				
Bill Mueller, S (1, 5) OBP: 0.442, SLG: 0.621	G5-3				L6-4-3			1B		4	0	2	0	0	0	1					
Todd Walker, L (1, 4) OBP: 0.366, SLG: 0.426	F9				G3			1B		4	0	1	0	0	0	1					
Manny Ramirez, R (1, 7)		G4-3			F8			G4-6-3		4	0	0	0	0	3						
Kevin Millar, R (1, 3)		F7			K			G4-6-3		4	0	1	0	0	1	1					
34 David Ortiz, L (1, 10) OBP: 0.350, SLG: 0.447					F8			G4-3		4	1	1	0	0	0	1					
Trot Nixon, L (1, 9) OBP: 0.377, SLG: 0.439					F8			K		4	1	1	1	0	2	0					
Jason Varitek, S (1, 2) OBP: 0.345, SLG: 0.496					G5-3			G4-1		3	0	1	1	0	0	0					
Damian Jackson, R (1, 6) OBP: 0.333, SLG: 0.317								F9		3	0	2	0	0	0	0					
Inning Stats	R: 0 E: 0 K: 0 S: 5	H: 0 LOB: 0 BB: 0 P: 7	R: 2 E: 0 K: 0 S: 17	H: 4 LOB: 2 BB: 0 P: 28	R: 0 E: 0 K: 1 S: 9	H: 1 LOB: 1 BB: 0 P: 12	R: 0 E: 0 K: 0 S: 8	H: 0 LOB: 0 BB: 0 P: 13	R: 0 E: 0 K: 0 S: 5	H: 1 LOB: 0 BB: 0 P: 8	R: 0 E: 0 K: 1 S: 9	H: 0 LOB: 0 BB: 0 P: 14	R: 0 E: 0 K: 1 S: 10	H: 2 LOB: 1 BB: 0 P: 14	R: 0 E: 0 K: 1 S: 8	H: 0 LOB: 0 BB: 0 P: 11	1B: 7 2B: 3 3B: 0 HR: 0	SF: 0 SAC: 0 DP: 2 HBP: 0	WP: 0 PB: 0 SB: 0 CS: 0	PA: 34	
PITCHER	IP	WLS	BF	H	R	ER	SO	BB	IBB	HBP	BLK	WP	HR	S	P	ERA	WHIP				
Doug Davis, L (1, 1) ERA: 5.06	6.0	W	24	7	2	2	1	0	0	0	0	0	0	53	84	3.00	1.167				
Pete Walker, R (7, 1) ERA: 5.34	2.0		7	2	0	0	1	0	0	0	0	0	0	19	28	0.00	1.000				
Jeff Tam, R (9, 1) ERA: 5.65	1.0		3	0	0	0	1	0	0	0	0	0	0	8	11	0.00	0.000				

Batter	1	2	3	4	5	6	7	8	9	AB	R	H	RBI	BB	SO	LOB	BOTTOM					
3 Reed Johnson, R (1, 9) OBP: 0.462, SLG: 0.576	2B	10 HR	G5-3			2B		HR		3	4	2	0	1	0	1	Boston Red Sox @ Toronto Blue Jays SkyDome, Toronto, ON Fri May 30 2003, 7:05 PM EDT Att: 21,381 - Cloudy - 66 F					
Frank Catalanotto, L (1, 7) OBP: 0.397, SLG: 0.510	10 F9	F8			FC4-6	2B		HR		3	3	2	3	2	0	2						
10 Vernon Wells, R (1, 8) OBP: 0.327, SLG: 0.527	F9	HR			P6	F9		F7		5	1	1	3	0	0	4						
Carlos Delgado, L (1, 3) OBP: 0.450, SLG: 0.665	2B	HR			K	2B		G4-6-3		4	3	3	3	1	1	1						
Tom Wilson, R (9, 3) OBP: 0.391, SLG: 0.472	G5-3	HR			K	2B		BB		0	0	0	0	0	0	0						
Greg Myers, L (1, 2) OBP: 0.403, SLG: 0.555	2B	HR			FC4-6	2B		G4-6-3		5	1	3	3	0	0	2						
Josh Phelps, R (1, 10) OBP: 0.344, SLG: 0.425	G5-3	F9			K	G6-3				4	0	0	1	0	1	2						
Orlando Hudson, S (1, 4) OBP: 0.346, SLG: 0.490	F8				F8			F7		3	0	0	0	0	0	1						
Chris Woodward, R (1, 6) OBP: 0.325, SLG: 0.378		10 HR	G1-3		P2			F8		4	1	1	0	0	0	1						
Mike Bordick, R (1, 5) OBP: 0.304, SLG: 0.349		F8	K			G5-3		L7		4	0	0	0	0	1	2						
Inning Stats	R: 3 E: 0 K: 0 S: 13	H: 4 LOB: 1 BB: 0 P: 23	R: 5 E: 0 K: 0 S: 19	H: 4 LOB: 0 BB: 0 P: 28	R: 0 E: 0 K: 1 S: 10	H: 0 LOB: 1 BB: 0 P: 16	R: 0 E: 0 K: 1 S: 9	H: 0 LOB: 1 BB: 1 P: 15	R: 0 E: 0 K: 1 S: 7	H: 0 LOB: 0 BB: 0 P: 8	R: 3 E: 0 K: 0 S: 13	H: 2 LOB: 1 BB: 2 P: 29	R: 0 E: 0 K: 0 S: 5	H: 0 LOB: 0 BB: 0 P: 8	R: 2 E: 0 K: 0 S: 12	H: 2 LOB: 0 BB: 1 P: 23	1B: 4 2B: 5 3B: 0 HR: 3	SF: 0 SAC: 0 DP: 1 HBP: 2	WP: 0 PB: 0 SB: 0 CS: 0	PA: 41		
PITCHER	IP	WLS	BF	H	R	ER	SO	BB	IBB	HBP	BLK	WP	HR	S	P	ERA	WHIP					
John Burkett, R (1, 1) ERA: 6.28	2.0	L	15	8	8	8	0	0	0	1	0	0	0	2	32	51	36.00	4.000				
Robert Person, R (3, 1) ERA: 5.59	3.2		16	1	3	3	3	3	0	1	0	0	0	35	64	7.36	1.091					
Matt White, L (6, 1) ERA: 24.0	2.1		10	3	2	2	0	1	0	0	0	0	1	21	35	7.71	1.714					



Batter	1	2	3	4	5	6	7	8	9	AB	R	H	RBI	BB	SO	LOB	TOP					
Bill Mueller, S (1,5) OBP: 0.434, SLG: 0.607										5	2	2	0	0	0	2	Boston Red Sox @ Toronto Blue Jays SkyDome, Toronto, ON Sun Jun 01 2003, 1:05 PM EDT Att: 26,890 - Sunny - 54 F					
Todd Walker, L (1,4) OBP: 0.397, SLG: 0.432										5	2	2	1	0	0	1						
Nomar Garciaparra, R (1,6) OBP: 0.340, SLG: 0.563										5	2	2	0	0	0	2						
Manny Ramirez, R (1,7) OBP: 0.404, SLG: 0.502										5	1	3	2	0	2	2						
34 David Ortiz, L (1,3) OBP: 0.361, SLG: 0.472										5	1	3	3	0	1	2						
Trot Nixon, L (1,9) OBP: 0.386, SLG: 0.455										4	0	2	2	1	2	3						
Jeremy Giambi, L (1,10) OBP: 0.336, SLG: 0.391										3	0	0	0	2	1	2						
Damian Jackson, R (0, PR) OBP: 0.333, SLG: 0.317										0	0	0	0	0	0	0						
Doug Mirabeli, R (1,2) OBP: 0.270, SLG: 0.380										3	0	0	0	0	0	2						
Jason Varitek, S (7, PH) OBP: 0.335, SLG: 0.479										2	0	0	0	0	1	6						
1B Johnny Damon, L (1,8) OBP: 0.313, SLG: 0.403										3	0	0	0	1	0	0						
Inning Stats	R: 2 E: 0 K: 2 S: 13	H: 3 LOB: 1 BB: 0 P: 19	R: 0 E: 0 K: 0 S: 6	H: 0 LOB: 0 BB: 0 P: 6	R: 4 E: 0 K: 0 S: 17	H: 5 LOB: 1 BB: 0 P: 25	R: 0 E: 0 K: 0 S: 4	H: 0 LOB: 0 BB: 0 P: 6	R: 0 E: 0 K: 1 S: 8	H: 0 LOB: 2 BB: 2 P: 9	R: 0 E: 0 K: 1 S: 9	H: 0 LOB: 2 BB: 2 P: 21	R: 1 E: 0 K: 2 S: 19	H: 3 LOB: 3 BB: 1 P: 30	R: 0 E: 0 K: 0 S: 7	H: 0 LOB: 0 BB: 0 P: 10	R: 1 E: 0 K: 1 S: 17	H: 3 LOB: 3 BB: 1 P: 24	1B: 5 2B: 8 3B: 1 HR: 0	SF: 0 SAC: 0 DP: 1 HBP: 0	WP: 0 PB: 0 SB: 0 CS: 0	PA: 44
PITCHER	IP WLS BF H R ER SO BB IBB HBP BLK WP HR S P ERA WHIP																					
32 Roy Halladay, R (1,1) ERA: 4.4	6.2 W 32 10 7 7 5 2 0 0 0 0 0 0 68 102 9.45 1.800																					
Pete Walker, R (7,1) ERA: 5.34	0.0 2 1 0 0 0 1 0 0 0 0 0 0 1 5 ∞ ∞																					
Aquilino Lopez, R (7,1) ERA: 4.03	1.1 H 4 0 0 0 1 0 0 0 0 0 0 0 14 19 0.00 0.000																					
Cliff Politte, R (9,1) ERA: 3.96	1.0 6 3 1 1 1 1 0 0 0 0 0 0 17 24 9.00 4.000																					

Batter	1	2	3	4	5	6	7	8	9	AB	R	H	RBI	BB	SO	LOB	BOTTOM			
3 Reed Johnson, R (1,9) OBP: 0.408, SLG: 0.476										5	1	1	0	0	2	2	Boston Red Sox @ Toronto Blue Jays SkyDome, Toronto, ON Sun Jun 01 2003, 1:05 PM EDT Att: 26,890 - Sunny - 54 F			
Frank Catalanotto, L (1,7) OBP: 0.368, SLG: 0.504										4	4	3	2	1	0	0				
10 Vernon Wells, R (1,8) OBP: 0.327, SLG: 0.524										5	1	3	2	0	2	2				
Carlos Delgado, L (1,3) OBP: 0.450, SLG: 0.657										4	2	2	2	1	2	2				
Greg Myers, L (1,2) OBP: 0.419, SLG: 0.574										5	0	4	1	0	0	1				
Josh Phelps, R (1,10) OBP: 0.348, SLG: 0.431										5	0	2	2	0	2	3				
Howie Clark, L (8, FR) OBP: 0.429, SLG: 0.571										0	0	0	0	0	0	0				
Orlando Hudson, S (1,4) OBP: 0.337, SLG: 0.388										5	0	0	0	0	2	5				
Mike Bordick, R (1,5) OBP: 0.327, SLG: 0.419										4	2	2	0	1	1	2				
Chris Woodward, R (1,6) OBP: 0.326, SLG: 0.385										5	1	2	1	0	2	2				
Inning Stats	R: 0 E: 0 K: 1 S: 11	H: 1 LOB: 1 BB: 0 P: 16	R: 0 E: 0 K: 1 S: 13	H: 2 LOB: 2 BB: 1 P: 23	R: 2 E: 0 K: 3 S: 18	H: 2 LOB: 2 BB: 2 P: 36	R: 4 E: 1 K: 3 S: 20	H: 5 LOB: 1 BB: 0 P: 24	R: 3 E: 0 K: 1 S: 16	H: 4 LOB: 1 BB: 0 P: 23	R: 0 E: 0 K: 1 S: 10	H: 1 LOB: 1 BB: 0 P: 15	R: 2 E: 1 K: 2 S: 16	H: 3 LOB: 1 BB: 0 P: 26	R: 0 E: 0 K: 1 S: 14	H: 1 LOB: 1 BB: 0 P: 22	1B: 10 2B: 8 3B: 1 HR: 0	SF: 0 SAC: 0 DP: 0 HBP: 0	WP: 1 PB: 0 SB: 1 CS: 0	PA: 45
PITCHER	IP WLS BF H R ER SO BB IBB HBP BLK WP HR S P ERA WHIP																			
49 Tim Wakefield, R (1,1) ERA: 5.1	4.0 L 5 3 3 3 0 0 0 0 0 0 0 0 11 17 40.50 4.500																			
Matt White, L (5,1) ERA: 27.0	0.0 1 1 0 0 0 0 0 0 0 0 0 0 1 1 ∞ ∞																			
Ramiro Mendoza, R (5,1) ERA: 7.34	1.1 5 1 0 0 2 0 0 0 0 0 0 0 14 20 0.00 0.750																			
Alan Embree, L (5,1) ERA: 5.17	1.0 6 3 2 2 2 0 0 0 0 0 1 0 16 26 18.00 3.000																			
Byung-Hyun Kim, R (7,1) ERA: 3.89																				
PITCHER	IP WLS BF H R ER SO BB IBB HBP BLK WP HR S P ERA WHIP																			
Brandon Lyon, R (8,1) ERA: 3.16	1.0 4 1 0 0 1 0 0 0 0 0 0 0 14 22 0.00 1.000																			

AB	40
R	8
H	14
RBI	8
BB	4
SO	7
LOB	22



Batter	1	2	3	4	5	6	7	8	9	AB	R	H	RBI	BB	SO	LOB	TOP																					
3 Reed Johnson, R OBP: 0.381, SLG: 0.473	0-1 F8			1-1 L8		2-2 G1-3			4-2 1B 2B BB	3	1	0	0	1	0	0	Toronto Blue Jays @ St. Louis Cardinals Busch Stadium, St. Louis, MO Thu Jun 05 2003, 7:10 PM CDT Att: 33,729 - Cloudy - 77 F																					
Frank Catalanotto, L OBP: 0.362, SLG: 0.512 Jayson Werth, R OBP: 0.282, SLG: 0.486	1-3 K			2-2 F7			0-3 K	3-1 2B G3-1 1B	2	0	0	0	0	1	0																							
10 Vernon Wells, R OBP: 0.326, SLG: 0.519 Jeff Tam, R Cliff Politte, R Trever Miller, R Ken Huckaby, R OBP: 0.182, SLG: 0.273	1-2 F8			4-0 BB			0-0 P3	2-1 G3-1 G5-3 2B	2	0	0	0	1	0	0																							
Carlos Delgado, L OBP: 0.437, SLG: 0.642		3-2 F8		0-1 F8			1-2 G1-6-3	0-0 G3-1	4	0	0	1	0	0	2																							
Tom Wilson, R OBP: 0.372, SLG: 0.487		3-3 K			0-0 F9			2-3 K G5-3	4	0	0	1	0	2	0																							
Orlando Hudson, S OBP: 0.342, SLG: 0.390		2-2 G4-3			2-2 G4-3			1-2 G6-4-3 1B G4-3	4	0	1	0	0	0	0																							
Dave Berg, R OBP: 0.326, SLG: 0.458			0-3 K		3-2 F9			0-0 G6-4-3 1B	3	0	0	0	0	1	1																							
Chris Woodward, R OBP: 0.317, SLG: 0.395			0-0 F7		0-0 F9			0-0 HR	3	1	1	1	0	0	0																							
Mark Hendrickson, L Josh Towers, R Howie Clark, L OBP: 0.453, SLG: 0.545			2-1 L7		0-0 P3			0-2 3B 1B	1	0	0	0	0	0	0																							
Inning Stats	R: 0 E: 0 K: 1 S: 8	H: 0 LOB: 0 BB: 0 P: 10	R: 0 E: 0 K: 1 S: 14	H: 0 LOB: 0 BB: 22	R: 0 E: 0 K: 1 S: 6	H: 0 LOB: 1 BB: 0 P: 8	R: 0 E: 0 K: 0 S: 9	H: 0 LOB: 0 BB: 0 P: 16	R: 0 E: 0 K: 0 S: 5	H: 0 LOB: 0 BB: 0 P: 7	R: 0 E: 0 K: 1 S: 9	H: 0 LOB: 0 BB: 0 P: 10	R: 0 E: 0 K: 1 S: 8	H: 1 LOB: 0 BB: 0 P: 11	R: 5 E: 0 K: 0 S: 16	H: 4 LOB: 0 BB: 1 P: 26	1B: 3 2B: 1 3B: 0 HR: 1	SF: 0 SAC: 0 DP: 1 HBP: 0	WP: 0 PB: 0 SB: 0 CS: 0	PA: 33																		
PITCHER	IP	WLS	BF	H	R	ER	SO	BB	IBB	HBP	BLK	WP	HR	S	P	ERA	WHIP	PITCHER				IP	WLS	BF	H	R	ER	SO	BB	IBB	HBP	BLK	WP	HR	S	P	ERA	WHIP
Woody Williams, R ERA: 1.99	(1, 1)	8.0	W	25	1	0	0	5	1	0	0	0	0	68	98	0.00	0.250																					
Dustin Hermanson, R ERA: 5.32	(9, 1)	0.0		5	4	5	5	0	1	0	0	0	0	1	12	21	*	*																				
Esteban Yan, R ERA: 7.07	(9, 1)	1.0		3	0	0	0	0	0	0	0	0	0	0	4	5	0.00	0.000																				

Batter	1	2	3	4	5	6	7	8	9	AB	R	H	RBI	BB	SO	LOB	BOTTOM																					
Miguel Cairo, R OBP: 0.301, SLG: 0.389	1-1 15 2B 5 SF9 1B		2-1 G4-3		0-0 L1			2-2 1B 1B SF9 1B	4	2	2	1	0	0	2	Toronto Blue Jays @ St. Louis Cardinals Busch Stadium, St. Louis, MO Thu Jun 05 2003, 7:10 PM CDT Att: 33,729 - Cloudy - 77 F																						
15 Jim Edmonds, L OBP: 0.397, SLG: 0.615 Orlando Palmeiro, L OBP: 0.349, SLG: 0.351	2-0 5 SF9 2B	0-3 3H K		1-0 27 F9 5 1B G6-3 HBP		1-2 HR	1-3 K	3	2	2	1	0	1	1																								
5 Albert Pujols, R OBP: 0.441, SLG: 0.717 Kerry Robinson, L OBP: 0.238, SLG: 0.200	1-1 SF9		0-0 1B E 2B	0-0 G6-3 1B		1-1 HR	0-1 SF9 1B 2B 1B	3	2	3	2	0	0	0																								
27 Scott Rolen, R OBP: 0.408, SLG: 0.553 Wilson Delgado, S OBP: 0.244, SLG: 0.189	1-3 K		0-0 E5 3B E	1-0 F9		0-0 G5-3	2-2 2B 1B	4	1	0	0	0	1	4																								
Edgar Renteria, R OBP: 0.390, SLG: 0.511	3-2 G5-3		1-2 F8	2-2 G6-3		0-2 F9	0-2 SF9 2B	4	0	0	2	0	0	4																								
Eduardo Perez, R OBP: 0.402, SLG: 0.500 So Taguchi, R OBP: 0.500, SLG: 0.667		4-2 1B G5-3 BB	1-1 E9 3B 1B	0-3 K		2-3 K	0-1 2B	3	2	1	0	1	2	1																								
Tino Martinez, L OBP: 0.315, SLG: 0.419 Chris Widger, R OBP: 0.158, SLG: 0.059		2-2 G5-3 1B SF8 1B	0-3 K		0-2 2B		1-3 K K2-3	4	1	2	0	0	2	2																								
Mike Matheny, R OBP: 0.340, SLG: 0.376		1-1 G5-3 1B	4-0 3B IBB		1-0 F9		1-2 G6-3	3	1	1	0	1	0	1																								
Woody Williams, R OBP: 0.333, SLG: 0.345 Dustin Hermanson, R Esteban Yan, R	(1, 1) (9, 1) (9, 1)	0-1 G5-3	1-2 3B		0-3 K		2-1 P3	4	0	1	4	0	1	3																								
Inning Stats	R: 1 E: 0 K: 1 S: 12	H: 2 LOB: 1 BB: 0 P: 20	R: 2 E: 0 K: 1 S: 14	H: 2 LOB: 1 BB: 1 P: 21	R: 4 E: 2 K: 1 S: 15	H: 3 LOB: 1 BB: 1 P: 24	R: 1 E: 0 K: 1 S: 8	H: 1 LOB: 1 BB: 0 P: 12	R: 0 E: 0 K: 1 S: 8	H: 1 LOB: 0 BB: 0 P: 9	R: 2 E: 0 K: 1 S: 12	H: 2 LOB: 0 BB: 0 P: 16	R: 0 E: 0 K: 1 S: 10	H: 0 LOB: 0 BB: 0 P: 14	R: 3 E: 0 K: 2 S: 25	H: 4 LOB: 1 BB: 0 P: 32	1B: 8 2B: 4 3B: 1 HR: 2	SF: 3 SAC: 0 DP: 0 HBP: 1	WP: 0 PB: 0 SB: 2 CS: 0	PA: 43																		
PITCHER	IP	WLS	BF	H	R	ER	SO	BB	IBB	HBP	BLK	WP	HR	S	P	ERA	WHIP	PITCHER				IP	WLS	BF	H	R	ER	SO	BB	IBB	HBP	BLK	WP	HR	S	P	ERA	WHIP
Mark Hendrickson, L ERA: 5.96	(1, 1)	2.2	L	18	7	7	3	3	1	1	0	0	0	39	61	10.12	3.000																					
Josh Towers, R ERA: 8.31	(3, 1)	3.1		15	4	3	3	3	0	0	1	0	0	2	30	41	8.10	1.200																				
Jeff Tam, R ERA: 0.03	(7, 1)	1.0		3	0	0	0	1	0	0	0	0	0	0	10	14	0.00	0.000																				
Cliff Politte, R ERA: 4.91	(8, 1)	0.2		6	4	3	3	1	0	0	0	0	0	0	21	26	40.50	6.000																				
Trever Miller, L ERA: 4.87	(8, 1)	0.1		1	0	0	0	1	0	0	0	0	0	0	4	6	0.00	0.000																				



Batter	1	2	3	4	5	6	7	8	9	AB R H RBI BB SO LOB	TOP											
3 Reed Johnson, R OBP: 0.342, SLG: 0.400	G1-3	2B		K				FC5-4		4 1 1 1 1 1 2	Toronto Blue Jays @ Cincinnati Reds Great American Ball Park, Cincinnati, OH Sun Jun 08 2003, 1:15 PM EDT Att: 25,633 - Overcast - 61 F											
Frank Catalanotto, L OBP: 0.371, SLG: 0.558	G4-3	2B			G6-3	P5		F7	5 0 1 2 0 0 1													
10 Vernon Wells, R OBP: 0.332, SLG: 0.544					G6-3			G6-3	4 1 1 0 1 0 1													
Carlos Delgado, L OBP: 0.441, SLG: 0.658	K			F8				G6-3	5 0 2 1 0 1 1													
Greg Myers, L OBP: 0.442, SLG: 0.574				L5				G6-3	4 1 2 0 1 0 0													
Orlando Hudson, S OBP: 0.336, SLG: 0.385								L8	4 0 1 0 0 1 1													
Chris Woodward, R OBP: 0.328, SLG: 0.393									4 1 2 0 0 0 3													
Mike Bordick, R OBP: 0.316, SLG: 0.406									4 0 1 0 0 1 3													
Kelvim Escobar, R OBP: 0.167, SLG: 0.167									4 1 1 1 0 1 2													
Inning Stats	R: 0 E: 0 K: 1 S: 9	H: 0 LOB: 1 BB: 1 P: 17	R: 4 E: 0 K: 0 S: 15	H: 4 LOB: 1 BB: 1 P: 33	R: 0 E: 0 K: 1 S: 8	H: 0 LOB: 0 BB: 0 P: 13	R: 0 E: 0 K: 1 S: 10	H: 1 LOB: 1 BB: 0 P: 12	R: 0 E: 0 K: 0 S: 14	H: 3 LOB: 3 BB: 0 P: 20	R: 0 E: 0 K: 1 S: 9	H: 0 LOB: 1 BB: 1 P: 15	R: 1 E: 0 K: 0 S: 6	H: 1 LOB: 0 BB: 0 P: 8	R: 0 E: 0 K: 1 S: 9	H: 1 LOB: 1 BB: 0 P: 13	R: 0 E: 0 K: 0 S: 6	H: 2 LOB: 2 BB: 0 P: 11	1B: 10 2B: 1 3B: 1 HR: 0	SF: 0 SAC: 0 DP: 0 HBP: 0	WP: 1 PB: 0 SB: 0 CS: 0	PA: 41
PITCHER	IP WLS BF H R ER SO BB IBB HBP BLK WP HR S P ERA WHIP											PITCHER	IP WLS BF H R ER SO BB IBB HBP BLK WP HR S P ERA WHIP									
Jimmy Haynes, R ERA: 8.91	(1, 1) 5.2 L 28 8 4 4 4 4 3 0 0 0 0 0 0 64 109 6.35 1.941																					
Kent Mercker, L ERA: 1.85	(6, 1) 0.1 1 0 0 0 0 0 0 0 0 0 0 0 1 1 0.00 0.000																					
Felix Heredia, L ERA: 3.0	(7, 1) 3.0 12 4 1 1 1 1 0 0 0 0 1 0 21 32 3.00 1.333																					

AB	38
R	5
H	12
RBI	5
BB	3
SO	5
LOB	14



Batter	1	2	3	4	5	6	7	8	9	AB R H RBI BB SO LOB	BOTTOM									
Adam Dunn, L OBP: 0.333, SLG: 0.541	P5		F8			K			G4-6-3	3 0 0 0 1 1 1	Toronto Blue Jays @ Cincinnati Reds Great American Ball Park, Cincinnati, OH Sun Jun 08 2003, 1:15 PM EDT Att: 25,633 - Overcast - 61 F									
Sean Casey, L OBP: 0.350, SLG: 0.425	K			G4-3		G3		P5	4 0 0 0 0 1 3											
Ken Griffey Jr., L OBP: 0.388, SLG: 0.614	K			K			G3-1	G4-6-3	4 0 0 0 0 2 2											
Austin Kearns, R OBP: 0.387, SLG: 0.498				G5-3			G5-3		3 0 1 0 0 0 0											
Aaron Boone, R OBP: 0.333, SLG: 0.504				P6		G6-3		K	3 0 0 0 0 1 1											
Russell Branyan, L OBP: 0.388, SLG: 0.467						F8		K	3 0 1 0 0 1 0											
Jason LaRue, R OBP: 0.367, SLG: 0.497						F7		F8	3 0 0 0 0 0 2											
Juan Castro, R OBP: 0.302, SLG: 0.411						G6-3		K	3 0 1 0 0 1 0											
Jimmy Haynes, R OBP: 0.286, SLG: 0.429									1 0 0 0 0 0 0											
Kent Mercker, L OBP: 0.333, SLG: 0.333									0 0 0 0 0 0 0											
Reggie Taylor, L OBP: 0.284, SLG: 0.391									1 0 0 0 0 1 1											
Felix Heredia, L OBP: 0.333, SLG: 0.333									0 0 0 0 0 0 0											
Ray Olmedo, S OBP: 0.292, SLG: 0.375									1 0 1 0 0 0 0											
Inning Stats	R: 0 E: 0 K: 2 S: 10	H: 0 LOB: 0 BB: 0 P: 15	R: 0 E: 0 K: 0 S: 6	H: 2 LOB: 1 BB: 0 P: 7	R: 0 E: 0 K: 0 S: 6	H: 0 LOB: 0 BB: 0 P: 7	R: 0 E: 0 K: 1 S: 11	H: 0 LOB: 0 BB: 0 P: 14	R: 0 E: 0 K: 2 S: 8	H: 1 LOB: 1 BB: 0 P: 14	R: 0 E: 0 K: 1 S: 10	H: 0 LOB: 0 BB: 0 P: 13	R: 0 E: 0 K: 2 S: 8	H: 0 LOB: 0 BB: 0 P: 13	R: 0 E: 0 K: 0 S: 7	H: 1 LOB: 1 BB: 1 P: 15	1B: 2 2B: 2 3B: 0 HR: 0	SF: 0 SAC: 0 DP: 2 HBP: 0	WP: 0 PB: 0 SB: 0 CS: 0	PA: 30
PITCHER	IP WLS BF H R ER SO BB IBB HBP BLK WP HR S P ERA WHIP											PITCHER	IP WLS BF H R ER SO BB IBB HBP BLK WP HR S P ERA WHIP							
Kelvim Escobar, R ERA: 4.6	(1, 1) 9.0 W 30 4 0 0 8 1 0 0 0 0 0 0 72 109 0.00 0.556																			



Batter	1	2	3	4	5	6	7	8	9	AB	R	H	RBI	BB	SO	LOB	TOP									
Kenny Lofton, L OBP: 0.357, SLG: 0.454 Adam Hyzdu, R OBP: 0.231, SLG: 0.273	1-1 F9	1-0 G4-3		0-1 F8		0-0 P6		1-2 E1 HBP SF8		5	0	0	0	0	0	2										
18 Jason Kendall, R OBP: 0.372, SLG: 0.374	2-3 K	2-1 E 1B		0-1 1B		2-0 FC6-4 1-2		4-2 HBP BB		4	1	2	1	1	1	1										
Brian Giles, L OBP: 0.465, SLG: 0.534	0-0 HR	0-0 E 1B		1-0 F7			1-0 HR	2-1 HBP		4	2	3	1	0	0	1										
Aramis Ramirez, R OBP: 0.348, SLG: 0.416	0-0 2H HR	0-1 E4 1B			0-0 F9		1-1 1B 1B	0-0 SF8		4	1	2	3	0	0	1										
Randall Simon, L OBP: 0.308, SLG: 0.435	1-0 1B	1-1 G3			0-1 G1-3		2-2 P3	0-1 G4-3		5	0	1	0	0	0	5										
Reggie Sanders, R OBP: 0.313, SLG: 0.458	0-0 L6		1-1 G4-3		1-1 F7		1-3 K		3-3 K	5	0	0	0	0	2	2										
Matt Stairs, L OBP: 0.272, SLG: 0.298 Craig Wilson, R OBP: 0.343, SLG: 0.429		3-1 2 G6-3 1B		1-0 F9		3-1 HR	3-2 FC5-4 1B		0-0 G4-3	3	2	2	1	0	0	0										
2 Jack Wilson, R OBP: 0.295, SLG: 0.355		1-0 G6-3 1B		1-2 G1-3		0-3 K	1-2 FC5-4 1B		0-0 1B	5	0	1	0	0	1	3										
Jeff Reboulet, R OBP: 0.356, SLG: 0.342		2-1 G4-3 18 1B 2B		1-3 K		1-1 FC6-4 1B		2-3 K	2-1 L4	5	1	2	1	0	2	1										
Inning Stats	R: 2 E: 0 K: 1 S: 9	H: 3 LOB: 1 BB: 0 P: 13	R: 3 E: 1 K: 0 S: 13	H: 4 LOB: 2 BB: 0 P: 23	R: 0 E: 0 K: 0 S: 6	H: 0 LOB: 1 BB: 0 P: 9	R: 0 E: 0 K: 1 S: 10	H: 1 LOB: 1 BB: 0 P: 12	R: 0 E: 0 K: 0 S: 5	H: 0 LOB: 0 BB: 0 P: 6	R: 1 E: 0 K: 1 S: 9	H: 2 LOB: 1 BB: 0 P: 15	R: 1 E: 0 K: 1 S: 16	H: 3 LOB: 2 BB: 0 P: 25	R: 1 E: 1 K: 1 S: 16	H: 0 LOB: 2 BB: 1 P: 25	R: 0 E: 0 K: 1 S: 7	H: 1 LOB: 1 BB: 0 P: 12	1B: 9 2B: 2 3B: 0 HR: 3	SF: 1 SAC: 0 DP: 0 HBP: 1	WP: 0 PB: 0 SB: 0 CS: 0	PA: 45				
PITCHER	IP	WLS	BF	H	R	ER	SO	BB	IBB	HBP	BLK	WP	HR	S	P	ERA	WHIP									
Cory Lidle, R ERA: 5.07	(1, 1)	6.0	W	31	12	7	6	3	0	0	0	0	0	3	55	83	9.00	2.000								
Trever Miller, L ERA: 4.98	(7, 1)	0.2		2	0	0	0	1	0	0	0	0	0	6	9	0.00	0.000									
Jeff Tam, R ERA: 6.0	(7, 1)	0.1		2	1	0	0	0	0	0	0	0	0	7	11	0.00	3.000									
Aquilino Lopez, R ERA: 3.62	(8, 1)	1.0		6	0	1	0	1	1	0	1	0	0	16	25	0.00	1.000									
Cliff Politte, R ERA: 6.0	(9, 1)	1.0		4	1	0	0	1	0	0	0	0	0	7	12	0.00	1.000									
Batter	1	2	3	4	5	6	7	8	9	AB	R	H	RBI	BB	SO	LOB	BOTTOM									
3 Reed Johnson, R OBP: 0.341, SLG: 0.395	1-0 FC3-6 1B	1-1 FC5-4 10 G3 1B HR	1-2 F9		2-2 HR 1B	0-1 E5		3-1 G5-3		6	2	2	0	0	0	4										
Frank Catalanotto, L OBP: 0.374, SLG: 0.540	2-1 FC3-6 1B	0-1 10 G3 1B HR	1-1 10 1B		0-0 HR 1B	1-2 G6-4-3		1-0 G4-3		6	3	3	3	0	0	3										
10 Vernon Wells, R OBP: 0.336, SLG: 0.542	1-2 P3	2-2 G3	1-1 BB 1B		0-0 F8		1-2 E6 1B		5	0	2	1	1	0	3											
Carlos Delgado, L OBP: 0.442, SLG: 0.664	4-2 BB 1B BB	0-0 HR	4-0 BB		1-2 G5-3		0-0 F7		4	2	1	3	2	0	3											
Greg Myers, L OBP: 0.441, SLG: 0.564	4-1 BB 1B BB	2-0 F7	1-2 G4-3		2-1 E1 1B		0-0 PB 1B		4	1	1	0	1	0	3											
Josh Phelps, R OBP: 0.359, SLG: 0.452	1-2 BB 1B		3-2 HR		3-2 L4		3-2 G6-3		5	1	3	3	0	0	1											
Orlando Hudson, S OBP: 0.339, SLG: 0.397	4-0 BB		1-2 HR		1-1 F8		1-3 K		4	1	1	1	1	1	3											
Chris Woodward, R OBP: 0.330, SLG: 0.393	0-3 K		0-0 F8		1-0 F8		0-0 G6-4-3 1B		5	1	2	1	0	1	3											
Howie Clark, L OBP: 0.632, SLG: 0.667 Mike Bordick, R OBP: 0.313, SLG: 0.402		0-1 FC5-4 1B	0-1 1B 3 WP 10 1B 1B		1-1 3 1B HR		0-2 G6-4-3 3 E 1B		4	2	4	0	0	0	0	0										
Inning Stats	R: 2 E: 0 K: 1 S: 16	H: 2 LOB: 3 BB: 3 P: 33	R: 3 E: 0 K: 0 S: 11	H: 3 LOB: 0 BB: 0 P: 16	R: 3 E: 0 K: 0 S: 20	H: 5 LOB: 3 BB: 1 P: 32	R: 0 E: 0 K: 0 S: 6	H: 0 LOB: 0 BB: 0 P: 11	R: 3 E: 1 K: 0 S: 17	H: 4 LOB: 2 BB: 0 P: 24	R: 1 E: 1 K: 0 S: 14	H: 2 LOB: 1 BB: 1 P: 19	R: 1 E: 0 K: 1 S: 12	H: 2 LOB: 1 BB: 0 P: 19	R: 0 E: 1 K: 0 S: 7	H: 1 LOB: 1 BB: 0 P: 12	1B: 15 2B: 0 3B: 0 HR: 4	SF: 0 SAC: 0 DP: 1 HBP: 0	WP: 1 PB: 1 SB: 0 CS: 0	PA: 49						
PITCHER	IP	WLS	BF	H	R	ER	SO	BB	IBB	HBP	BLK	WP	HR	S	P	ERA	WHIP									
Kris Benson, R ERA: 5.0	(1, 1)	2.1	L	18	8	8	8	1	3	0	0	0	1	1	40	60	10.12	3.375								
Brian Meadows, R ERA: 5.92	(3, 1)	2.2		19	8	4	3	0	1	0	0	0	1	1	40	60	10.12	3.375								
Joe Beimel, L ERA: 3.18	(6, 1)	1.0		4	1	1	1	0	1	0	0	0	0	9	14	9.00	2.000									
16 Salomon Torres, R ERA: 4.17	(7, 1)	1.0		4	1	0	0	1	0	0	0	0	0	11	18	0.00	1.000									
Julian Tavares, R ERA: 5.13	(8, 1)	1.0		4	1	0	0	0	0	0	0	0	0	7	12	0.00	1.000									

Pittsburgh Pirates @ Toronto Blue Jays
SkyDome, Toronto, ON
Tue Jun 10 2003, 7:05 PM EDT
Att: 14,090 - Dome - 72 F

AB 42
R 8
H 14
RBI 7
BB 1
SO 6
LOB 16



Pittsburgh Pirates @ Toronto Blue Jays
SkyDome, Toronto, ON
Tue Jun 10 2003, 7:05 PM EDT
Att: 14,090 - Dome - 72 F

AB 44
R 13
H 19
RBI 12
BB 5
SO 2
LOB 24



Batter	1	2	3	4	5	6	7	8	9	AB	R	H	RBI	BB	SO	LOB	TOP										
Abraham Nunez, S OBP: 0.289, SLG: 0.245			G4-3				G1-3		G4-3	5	0	1	1	0	1	1	Pittsburgh Pirates @ Toronto Blue Jays SkyDome, Toronto, ON Wed Jun 11 2003, 7:05 PM EDT Att: 32,036 - Sunny - 73 F										
18 Jason Kendall, R OBP: 0.385, SLG: 0.392			G3					FC6-4	HR	3	2	3	0	2	0	0											
Brian Giles, L OBP: 0.457, SLG: 0.543			G3					FC6-4	HR	5	1	1	4	0	1	4											
Aramis Ramirez, R OBP: 0.352, SLG: 0.419			K					1B	1B	5	0	3	0	0	2	0											
Randall Simon, L OBP: 0.300, SLG: 0.423	G3-1			G6-3			G1-3	F6	P4	5	0	0	0	0	0	5											
Craig Wilson, R OBP: 0.340, SLG: 0.420		K		K			1B	K		4	0	1	0	0	3	2											
Matt Stairs, L OBP: 0.281, SLG: 0.318		1B		G1-3			G3		1B	4	1	2	0	0	0	1											
2 Jack Wilson, R OBP: 0.290, SLG: 0.349		F9					G6-3	F8	F7	4	0	0	0	0	0	2											
Adam Hyzdu, R OBP: 0.233, SLG: 0.269		K					L5	K	HR	4	1	1	0	0	2	1											
Inning Stats	R: 0 E: 0 K: 2 S: 12	H: 1 LOB: 2 BB: 1 P: 18	R: 0 E: 0 K: 2 S: 12	H: 1 LOB: 1 BB: 0 P: 19	R: 1 E: 0 K: 1 S: 7	H: 1 LOB: 0 BB: 0 P: 10	R: 0 E: 0 K: 1 S: 7	H: 0 LOB: 0 BB: 0 P: 13	R: 0 E: 0 K: 0 S: 14	H: 2 LOB: 2 BB: 0 P: 23	R: 0 E: 0 K: 1 S: 6	H: 0 LOB: 1 BB: 0 P: 10	R: 0 E: 0 K: 1 S: 13	H: 2 LOB: 2 BB: 0 P: 16	R: 4 E: 0 K: 0 S: 20	H: 4 LOB: 1 BB: 1 P: 32		1B: 9 2B: 1 3B: 1 HR: 1	SF: 0 SAC: 0 DP: 0 HBP: 0	WP: 0 PA: 41 PB: 0 SB: 0 CS: 0							
PITCHER	IP	WLS	BF	H	R	ER	SO	BB	IBB	HBP	BLK	WP	HR	S	P	ERA	WHIP										
32 Roy Halladay, R ERA: 3.91	8.0	W	33	8	1	1	9	1	0	0	0	0	0	79	120	1.12	1.125										
Tanyon Sturtze, R ERA: 5.99	0.2		5	2	3	3	0	1	0	0	0	0	0	11	19	40.50	4.500										
Trever Miller, L ERA: 5.32	0.1		3	2	1	1	0	0	0	0	0	0	1	9	13	27.00	6.000										


Batter	1	2	3	4	5	6	7	8	9	AB	R	H	RBI	BB	SO	LOB	BOTTOM										
3 Reed Johnson, R OBP: 0.344, SLG: 0.432		G5-3					G6-3	P4		5	2	2	1	0	0	3	Pittsburgh Pirates @ Toronto Blue Jays SkyDome, Toronto, ON Wed Jun 11 2003, 7:05 PM EDT Att: 32,036 - Sunny - 73 F										
Frank Catalanotto, L OBP: 0.372, SLG: 0.533	F7		P6				G1-4-3			3	0	0	0	0	0	1											
10 Vernon Wells, R OBP: 0.334, SLG: 0.537			G5-3				K			4	0	1	0	0	2	1											
Carlos Delgado, L OBP: 0.439, SLG: 0.672	SF9		F7				G1-6-3			3	1	1	2	0	0	1											
Greg Myers, L OBP: 0.436, SLG: 0.551	G4-3			G4-3			1B	G4-3		3	1	0	0	1	0	1											
Josh Phelps, R OBP: 0.361, SLG: 0.450		G6-3					F8	1B	1B	3	1	1	0	1	0	0											
Orlando Hudson, S OBP: 0.351, SLG: 0.421		HR		2B	1B		G6-4-3	1B		3	2	3	2	1	0	0											
Chris Woodward, R OBP: 0.333, SLG: 0.418		HR		1-H	2B		G6-4-3	P4		4	1	2	2	0	0	3											
Dave Berg, R OBP: 0.316, SLG: 0.435	G4-3						G1-3			4	0	1	0	0	0	1											
Inning Stats	R: 1 E: 0 K: 0 S: 10	H: 2 LOB: 1 BB: 0 P: 14	R: 2 E: 0 K: 0 S: 13	H: 2 LOB: 0 BB: 0 P: 15	R: 0 E: 0 K: 0 S: 7	H: 0 LOB: 0 BB: 0 P: 10	R: 1 E: 0 K: 0 S: 13	H: 2 LOB: 1 BB: 0 P: 20	R: 1 E: 0 K: 1 S: 8	H: 1 LOB: 0 BB: 0 P: 13	R: 2 E: 0 K: 0 S: 10	H: 2 LOB: 0 BB: 1 P: 19	R: 0 E: 0 K: 1 S: 8	H: 0 LOB: 0 BB: 0 P: 14	R: 1 E: 0 K: 0 S: 12	H: 2 LOB: 3 BB: 2 P: 25		1B: 6 2B: 1 3B: 0 HR: 4	SF: 1 SAC: 0 DP: 2 HBP: 1	WP: 0 PA: 37 PB: 0 SB: 0 CS: 0							
PITCHER	IP	WLS	BF	H	R	ER	SO	BB	IBB	HBP	BLK	WP	HR	S	P	ERA	WHIP										
Jeff D'Amico, R ERA: 4.63	5.0	L	25	9	7	7	1	0	1	0	0	0	0	14	24	0.00	0.000										
16 Salomon Torres, R ERA: 4.01	2.0		5	0	0	0	1	0	0	0	0	0	0	14	24	0.00	0.000										
Mike Williams, R ERA: 5.92	1.0		7	2	1	1	0	2	0	0	0	0	1	12	25	9.00	4.000										

Batter	1	2	3	4	5	6	7	8	9	AB	R	H	RBI	BB	SO	LOB	TOP								
Kenny Lofton, L OBP: 0.360, SLG: 0.457	4-1 CS BB			1-0 G4-3 1B	3-1 F8		1-0 G3			3	1	1	1	1	0	2									
18 Jason Kendall, R OBP: 0.385, SLG: 0.389	3-3 1-2			1-0 G4-3	0-1		1-2 3-H 1-1 G6-3			4	0	1	0	0	1	3									
Brian Giles, L OBP: 0.453, SLG: 0.532	1-0 F8			4-2 BB 1B	1-0 F7			2-2 G6-3		3	1	0	0	1	0	2									
Aramis Ramirez, R OBP: 0.347, SLG: 0.413		3-2 P4		1-1 P3		2-1 G5-3		2-2 P5		4	0	0	0	0	0	2									
Craig Wilson, R OBP: 0.336, SLG: 0.407	3-3 1-2			4-2 1B BB		2-3 K		3-3 K		3	0	0	0	1	3	0									
Reggie Sanders, R OBP: 0.312, SLG: 0.453	1-0 F8			0-0 BB 1B		2-0 F7			2-2 G6-3	4	0	1	2	0	0	0									
Kevin Young, R OBP: 0.309, SLG: 0.338				2-1 G5-3			0-1 1B G3 1B		1-1 HR	3	1	1	0	0	0	2									
Matt Stairs, L OBP: 0.289, SLG: 0.360				1-1 P3						1	1	1	1	0	0	0									
2 Jack Wilson, R OBP: 0.286, SLG: 0.344				2-2 G5-3		0-1 G6-3		2-2 P3		3	0	0	0	0	0	1									
Randall Simon, L OBP: 0.299, SLG: 0.421									0-0 F7	1	0	0	0	0	0	0									
Jeff Reboulet, R OBP: 0.367, SLG: 0.341				3-3 K		4-2 1B BB		0-1 G3 1B		3	0	1	0	1	1	0									
Inning Stats	R: 0 E: 0 K: 1 S: 5	H: 0 LOB: 0 BB: 1 P: 13	R: 0 E: 0 K: 1 S: 9	H: 0 LOB: 0 BB: 0 P: 16	R: 0 E: 0 K: 1 S: 8	H: 0 LOB: 0 BB: 0 P: 15	R: 2 E: 0 K: 0 S: 14	H: 2 LOB: 2 BB: 2 P: 26	R: 0 E: 0 K: 0 S: 9	H: 1 LOB: 2 BB: 1 P: 17	R: 0 E: 0 K: 1 S: 6	H: 0 LOB: 0 BB: 0 P: 12	R: 1 E: 0 K: 0 S: 11	H: 2 LOB: 1 BB: 0 P: 15	R: 0 E: 0 K: 1 S: 10	H: 0 LOB: 0 BB: 0 P: 17	R: 1 E: 0 K: 0 S: 7	H: 1 LOB: 0 BB: 0 P: 10	1B: 4 2B: 2 3B: 0 HR: 1	SF: 0 SAC: 0 DP: 1 HBP: 0	WP: 0 PB: 0 SB: 0 CS: 1	PA: 36			
PITCHER	IP	WLS	BF	H	R	ER	SO	BB	IBB	HBP	BLK	WP	HR	S	P	ERA	WHIP								
Mark Hendrickson, L ERA: 5.72	6.0	W	24	3	2	2	4	4	0	0	0	0	0	51	99	3.00	1.167								
Jeff Tam, R ERA: 6.21	0.1	H	3	2	1	1	0	0	0	0	0	0	0	8	10	27.00	6.000								
Trevor Miller, L ERA: 5.24	0.1	H	1	0	0	0	0	0	0	0	0	0	0	1	2	0.00	0.000								
Aquilino Lopez, R ERA: 3.45	1.1	H	4	0	0	0	1	0	0	0	0	0	0	12	20	0.00	0.000								
Cliff Poitte, R ERA: 6.11	1.0	S	4	1	1	1	0	0	0	0	0	0	1	7	10	9.00	1.000								

Pittsburgh Pirates @ Toronto Blue Jays
SkyDome, Toronto, ON
Thu Jun 12 2003, 7:05 PM EDT
Att: 15,015 - Dome - 72 F

livebaseballscorecards.com

AB	32
R	4
H	6
RBI	4
BB	4
SO	5
LOB	12




Batter	1	2	3	4	5	6	7	8	9	AB	R	H	RBI	BB	SO	LOB	BOTTOM								
Howie Clark, L OBP: 0.591, SLG: 0.600	1-1 10 1B 1B HBP				3-1 F8		2-1 SF7			2	1	0	0	0	0	0									
3 Reed Johnson, R OBP: 0.341, SLG: 0.432							3-H 2-2 G1-3			4	1	2	0	0	0	0									
Frank Catalanotto, L OBP: 0.374, SLG: 0.533	0-1 10 1B 1B				3-2 1B					4	1	1	0	0	1	1									
10 Vernon Wells, R OBP: 0.333, SLG: 0.533	0-1 1B 1B 1-2 2-3			2-3 K		1-2 SAFE G5-3		0-0 P3		4	1	1	0	0	1	1									
Carlos Delgado, L OBP: 0.440, SLG: 0.668	0-0 1B BB 1-3 2-H 3-H 1B			2-1 G6-3		3-0 G4-3		3-2 1B HBP		3	0	1	2	0	0	0									
Tom Wilson, R OBP: 0.358, SLG: 0.492	0-3 K			3-2 F8		2-2 HR		3-2 F8-6-4-3		4	1	1	1	0	1	3									
Greg Myers, L OBP: 0.434, SLG: 0.543	4-2 1B BB 1-2				2-0 F8		0-3 K			2	0	0	0	1	1	0									
Orlando Hudson, S OBP: 0.351, SLG: 0.420	2-0 G3-6-1 1B				2-2 G4-3		1-3 K			3	0	1	1	0	1	0									
Chris Woodward, R OBP: 0.333, SLG: 0.422	1-0 G3-6-1				2-1 G6-3			1-0 G4-3 3 SF7 2B		3	1	1	0	0	0	3									
Mike Bordick, R OBP: 0.305, SLG: 0.391		2-0 F9			1-1 L9			1-1 G4-3		3	0	0	0	0	0	1									
Inning Stats	R: 3 E: 0 K: 1 S: 13	H: 4 LOB: 2 BB: 1 P: 21	R: 0 E: 0 K: 0 S: 4	H: 0 LOB: 0 BB: 0 P: 8	R: 0 E: 0 K: 1 S: 10	H: 0 LOB: 0 BB: 0 P: 17	R: 0 E: 0 K: 0 S: 6	H: 0 LOB: 0 BB: 0 P: 12	R: 0 E: 0 K: 0 S: 10	H: 1 LOB: 1 BB: 0 P: 18	R: 1 E: 0 K: 2 S: 10	H: 1 LOB: 0 BB: 0 P: 16	R: 1 E: 0 K: 0 S: 8	H: 1 LOB: 0 BB: 0 P: 14	R: 0 E: 0 K: 0 S: 7	H: 0 LOB: 0 BB: 0 P: 13	1B: 5 2B: 2 3B: 0 HR: 1	SF: 1 SAC: 0 DP: 2 HBP: 2	WP: 0 PB: 0 SB: 0 CS: 0	PA: 32					
PITCHER	IP	WLS	BF	H	R	ER	SO	BB	IBB	HBP	BLK	WP	HR	S	P	ERA	WHIP								
Jeff Suppan, R ERA: 4.31	6.1	L	27	7	5	5	4	1	0	1	0	0	0	56	97	7.11	1.263								
Joe Bernier, L ERA: 3.1	0.2		2	0	0	0	0	0	0	0	0	0	0	5	9	0.00	0.000								
Brian Boehringer, R ERA: 6.61	1.0		3	0	0	0	0	0	0	1	0	0	0	7	13	0.00	0.000								

Pittsburgh Pirates @ Toronto Blue Jays
SkyDome, Toronto, ON
Thu Jun 12 2003, 7:05 PM EDT
Att: 15,015 - Dome - 72 F

livebaseballscorecards.com

AB	28
R	5
H	7
RBI	5
BB	1
SO	4
LOB	8



Batter	1	2	3	4	5	6	7	8	9	AB R H RBI BB SO LOB	TOP				
Mark Grudzielanek, R OBP: 0.339, SLG: 0.364 (1, 4)	1-2 G4-3	2-1 F4		2-3 K			0-0 1B		1-2 F8	5 0 1 0 0 1 4	Chicago Cubs @ Toronto Blue Jays SkyDome, Toronto, ON Fri Jun 13 2003, 7:05 PM EDT Att: 23,018 - Dome - 72 F				
Alex Gonzalez, R OBP: 0.313, SLG: 0.407 (1, 6)	0-0 1B	0-3 K			0-2 G5-4-3 1B		0-3 K		1-3 K	5 0 2 0 0 3 4					
Corey Patterson, L OBP: 0.338, SLG: 0.573 (1, 8)	1-1 1B			0-0 G4-3	0-1 G5-4-3 1B		0-0 P3			4 0 2 0 0 0 1					
Moises Alou, R OBP: 0.361, SLG: 0.450 (1, 10)	2-0 1B		3-2 G6-3		3-2 G5-4-3 1B			3-3 K		4 0 1 0 0 1 2					
Eric Karros, R OBP: 0.375, SLG: 0.528 (1, 3)	2-3 K		0-1 1B		0-0 F9			2-1 G6-3		4 0 1 0 0 1 4					
Troy O'Leary, L OBP: 0.243, SLG: 0.297 (1, 7)	3-3 K		3-2 F8			1-0 G4-3		0-0 G3-1		4 0 0 0 0 1 4					
Ramon Martinez, R OBP: 0.339, SLG: 0.410 (1, 5)		0-3 K		0-1 G4-3		0-0 P4		0-1 P4		4 0 0 0 0 1 0					
Damian Miller, R OBP: 0.316, SLG: 0.379 (1, 2)		2-2 1B		0-3 K		1-3 K		2-2 2B		4 1 2 0 0 2 0					
Tom Goodwin, L OBP: 0.257, SLG: 0.299 (1, 9)		0-0 1B		0-2 S 1B			1-3 K	0-0 2H 2B		4 0 3 1 0 1 0					
Inning Stats	R: 0 H: 3 E: 0 K: 2 S: 15	H: 3 LOB: 3 BB: 0 P: 24	R: 0 H: 2 E: 0 K: 2 S: 13	H: 1 LOB: 1 BB: 0 P: 15	R: 0 H: 1 E: 0 K: 2 S: 13	H: 2 LOB: 1 BB: 0 P: 13	R: 0 H: 0 E: 0 K: 1 S: 5	H: 1 LOB: 0 BB: 0 P: 11	R: 0 H: 0 E: 0 K: 1 S: 6	H: 0 LOB: 0 BB: 0 P: 11	R: 1 H: 2 E: 0 K: 1 S: 14	H: 2 LOB: 1 BB: 0 P: 18	1B: 10 2B: 2 3B: 0 HR: 0	SF: 0 SAC: 0 DP: 1 HBP: 0	WP: 0 PA: 38 PB: 0 SB: 1 CS: 0
PITCHER	IP WLS BF H R ER SO BB IBB HBP BLK WP HR S P ERA WHIP											PITCHER	IP WLS BF H R ER SO BB IBB HBP BLK WP HR S P ERA WHIP		
Kelvin Escobar, R ERA: 4.05 (1, 1)	8.1 W 36 12 1 1 10 0 0 0 0 0 0 87 121 1.08 1.440														
Aquilino Lopez, R ERA: 3.41 (9, 1)	0.2 2 0 0 0 1 0 0 0 0 0 0 8 10 0.00 0.000														

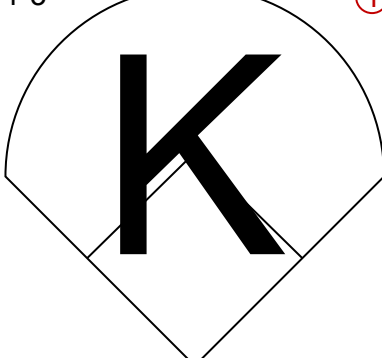
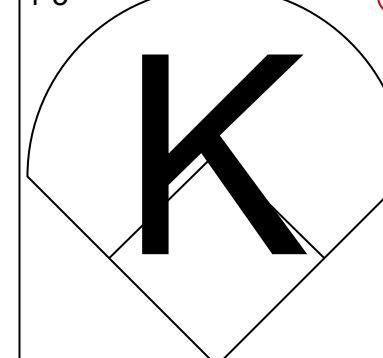
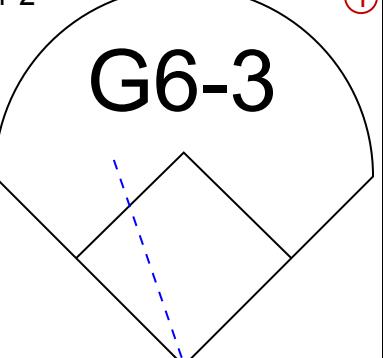
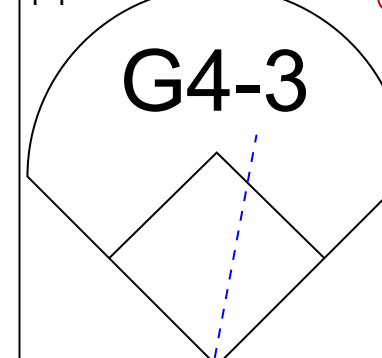
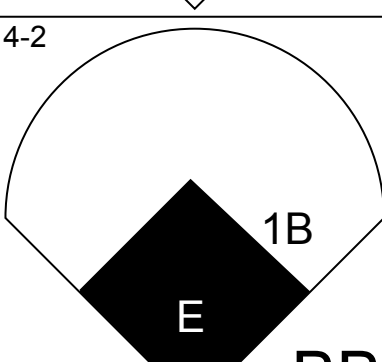
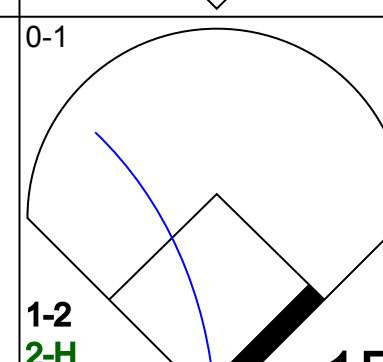
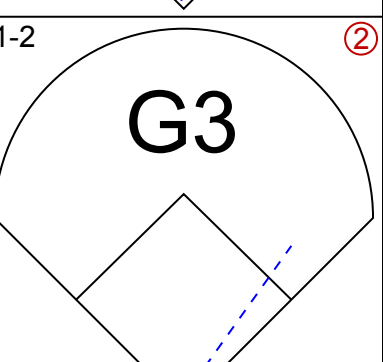
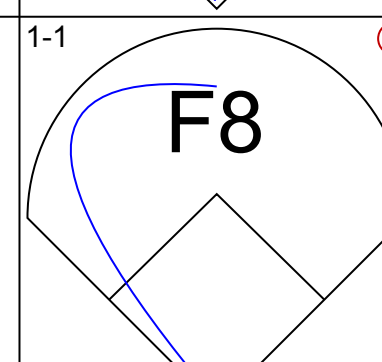
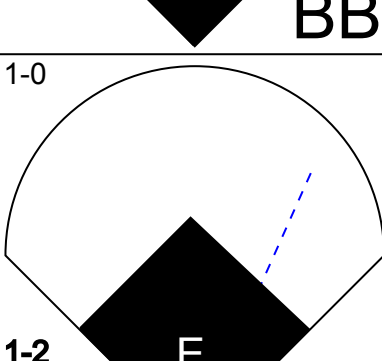
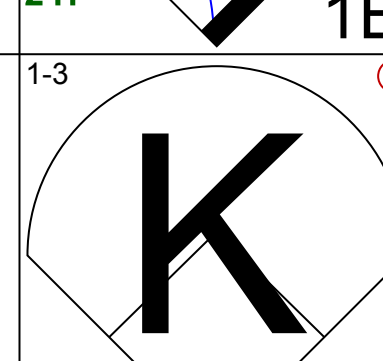
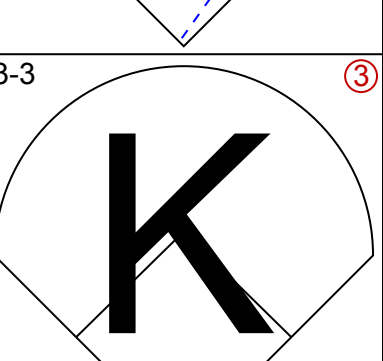
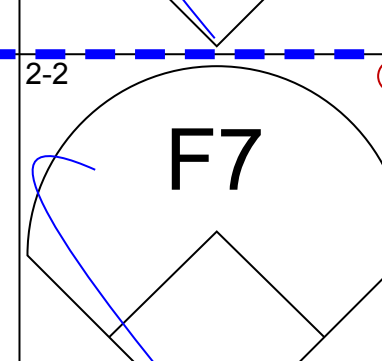
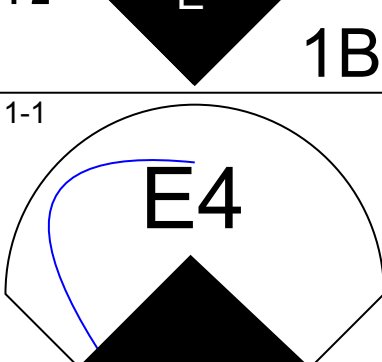
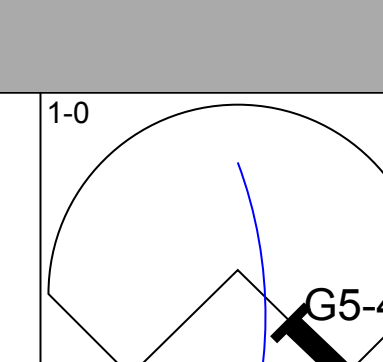
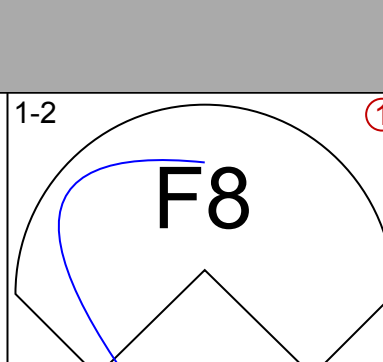
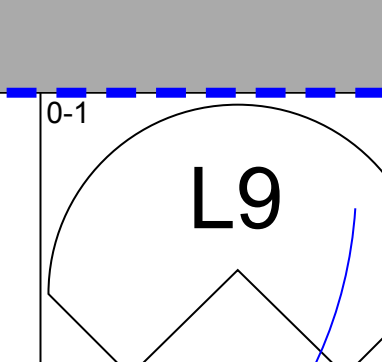
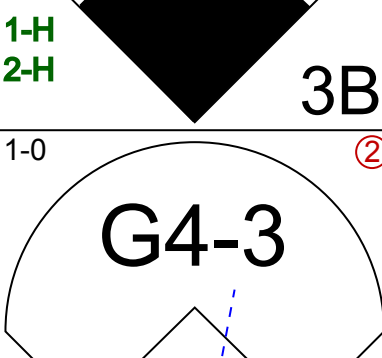
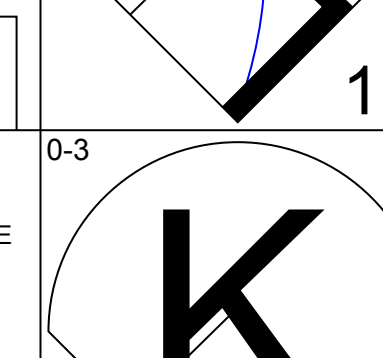
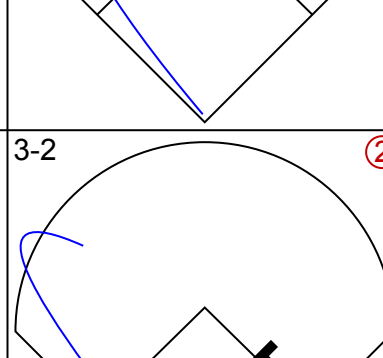
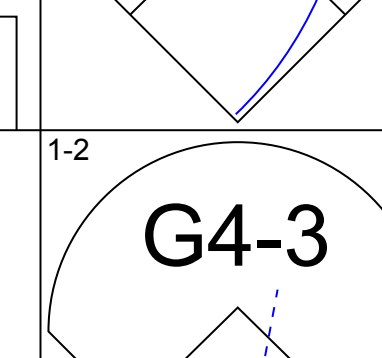
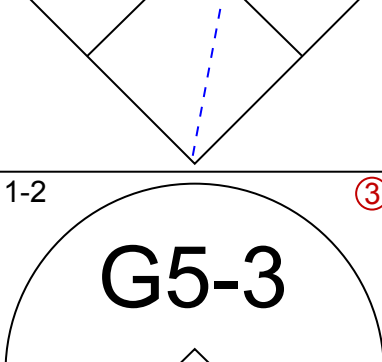
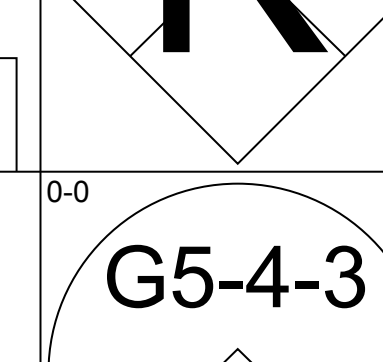
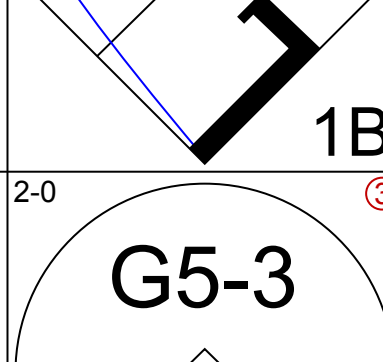
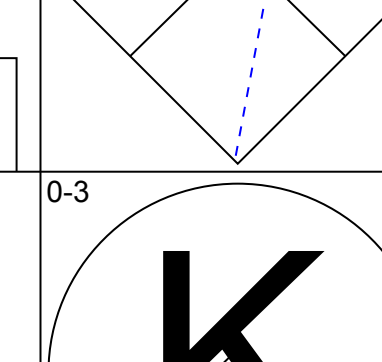
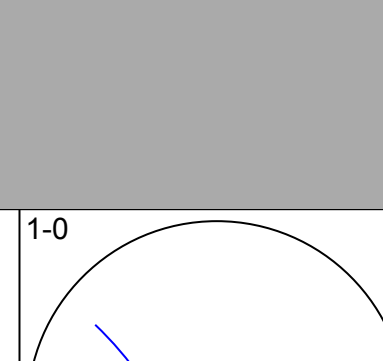
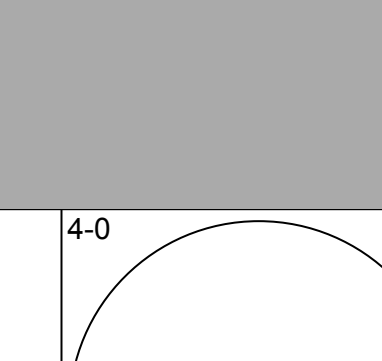
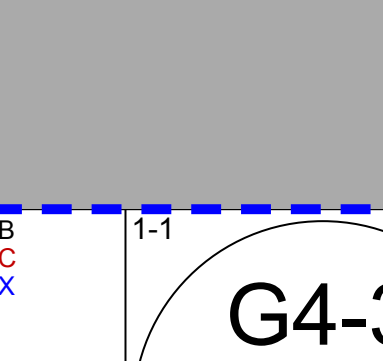
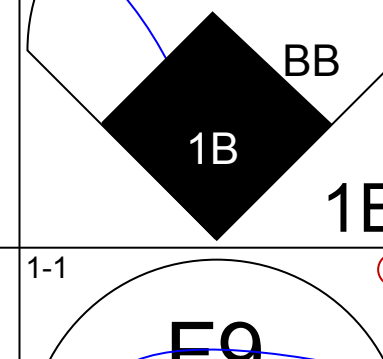
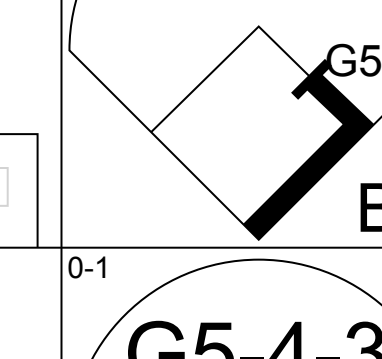
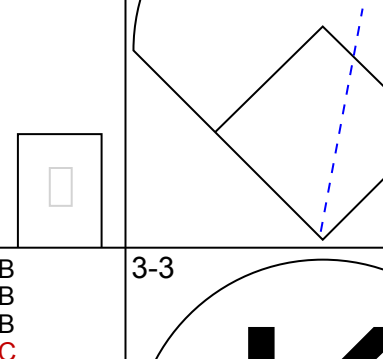
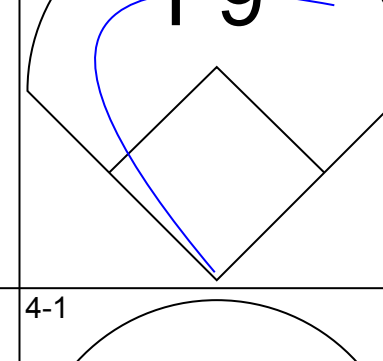
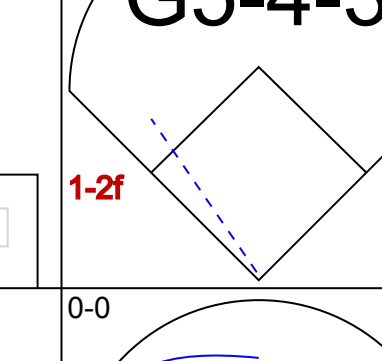
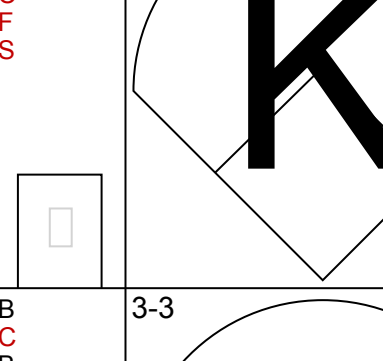
AB	38
R	1
H	12
RBI	1
BB	0
SO	11
LOB	19



Batter	1	2	3	4	5	6	7	8	9	AB R H RBI BB SO LOB	BOTTOM						
3 Reed Johnson, R OBP: 0.358, SLG: 0.470 (1, 9)	1-3 K		3-2 HR		2-2 1B 10 1B HBP		4-2 10 1B BB			2 2 1 1 1 1 0	Chicago Cubs @ Toronto Blue Jays SkyDome, Toronto, ON Fri Jun 13 2003, 7:05 PM EDT Att: 23,018 - Dome - 72 F						
Frank Catalanotto, L OBP: 0.372, SLG: 0.528 (1, 7)	1-1 G4-3		1-0 F7		0-0 10 1B		1-3 K			4 0 1 0 0 1 1							
10 Vernon Wells, R OBP: 0.335, SLG: 0.533 (1, 8)	1-2 G4-3		2-2 F8		1-1 G4-6-3 1B		3-2 1B			4 0 2 1 0 0 0							
Carlos Delgado, L OBP: 0.434, SLG: 0.657 (1, 3)		1-3 K	0-3 K		0-0 G4-6-3 1B		1-3 K			4 0 0 0 0 3 4							
Greg Myers, L OBP: 0.436, SLG: 0.570 (1, 2)		0-0 BB 1B 2B		0-2 G6-3		2-2 HR		1-3 K		4 2 2 1 0 1 0							
Josh Phelps, R OBP: 0.383, SLG: 0.446 (1, 10)		4-2 BB 1B BB		2-3 K		2-3 K		1-1 FC6-4 HBP		2 0 0 0 1 2 0							
Orlando Hudson, S OBP: 0.345, SLG: 0.411 (1, 4)		3-3 K		2-2 G3		3-3 K		3-3 K		4 0 0 0 0 3 3							
Chris Woodward, R OBP: 0.336, SLG: 0.436 (1, 6)		4-2 1B BB		1-0 HR		2-3 K		0-0 FC6-4		3 1 1 1 1 1 1							
Howie Clark, L OBP: 0.560, SLG: 0.565 Mike Bordick, R OBP: 0.305, SLG: 0.391 (8, 5)		2-2 1B		1-2 G6-3		0-2 F9				3 0 1 1 0 0 0 0 0 0 0 0 0 0							
Inning Stats	R: 0 H: 0 E: 0 K: 1 S: 8	H: 0 LOB: 0 BB: 0 P: 11	R: 1 H: 1 E: 0 K: 1 S: 10	H: 1 LOB: 0 BB: 0 P: 16	R: 0 H: 0 E: 0 K: 1 S: 9	H: 0 LOB: 0 BB: 0 P: 13	R: 2 H: 3 E: 0 K: 0 S: 10	H: 3 LOB: 1 BB: 0 P: 15	R: 1 H: 1 E: 0 K: 3 S: 12	H: 1 LOB: 0 BB: 0 P: 21	R: 0 H: 1 E: 0 K: 2 S: 21	H: 1 LOB: 2 BB: 1 P: 30	R: 0 H: 0 E: 0 K: 2 S: 11	H: 0 LOB: 1 BB: 0 P: 16	1B: 4 2B: 1 3B: 0 HR: 3	SF: 0 SAC: 0 DP: 1 HBP: 2	WP: 0 PA: 35 PB: 0 SB: 0 CS: 0
PITCHER	IP WLS BF H R ER SO BB IBB HBP BLK WP HR S P ERA WHIP											PITCHER	IP WLS BF H R ER SO BB IBB HBP BLK WP HR S P ERA WHIP				
34 Kerry Wood, R ERA: 3.26 (1, 1)	6.0 L 26 7 5 5 8 2 0 1 0 0 0 3 63 7.50 1.500																
Kyle Farnsworth, R ERA: 2.67 (7, 1)	0.2 4 1 0 0 1 1 0 0 0 0 0 18 26 0.00 3.000																
Mike Remlinger, L ERA: 3.58 (7, 1)	1.1 5 0 0 0 3 0 0 0 1 0 0 0 14 20 0.00 0.000																

AB	30
R	5
H	8
RBI	5
BB	3
SO	12
LOB	9

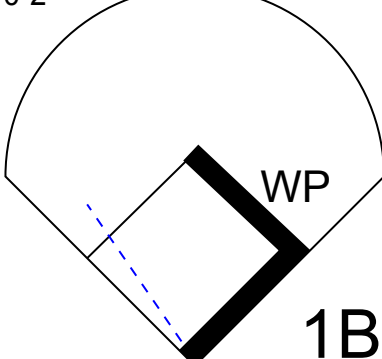
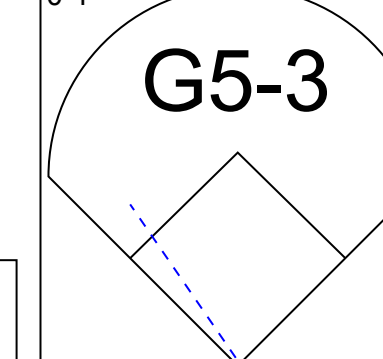
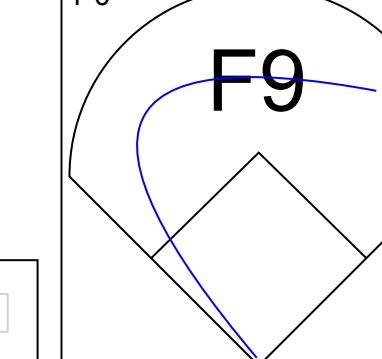
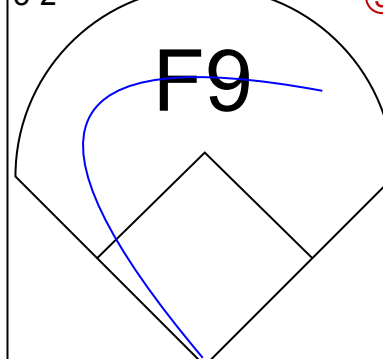
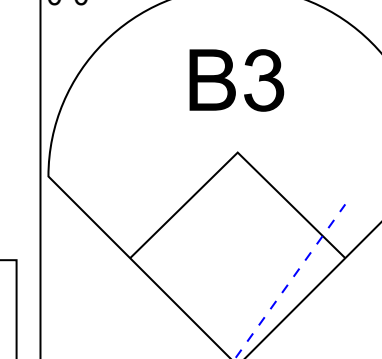
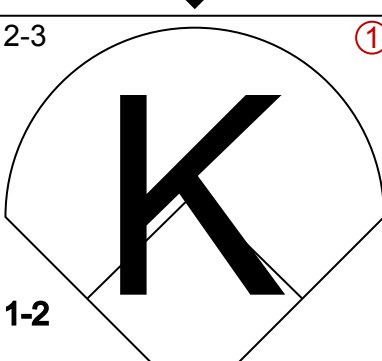
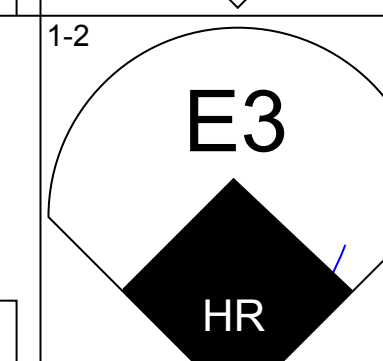
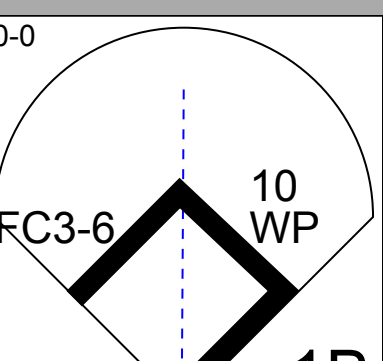
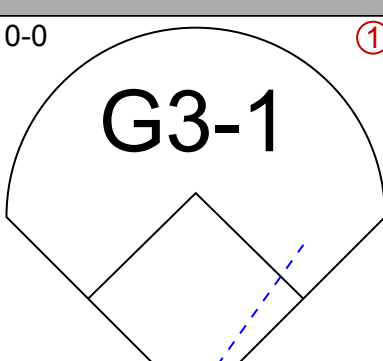
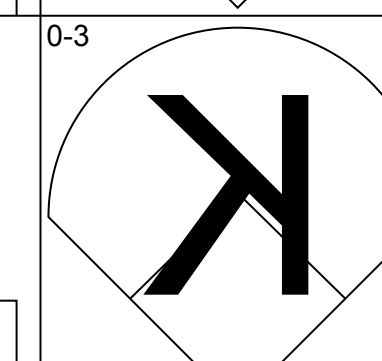
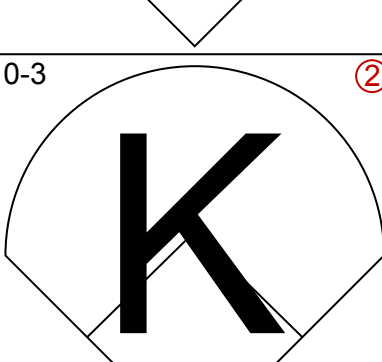
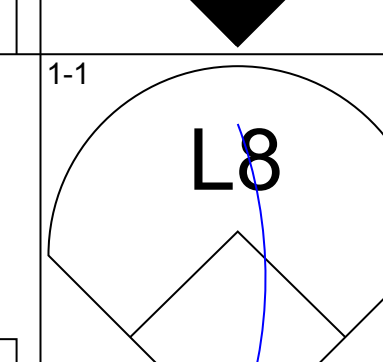
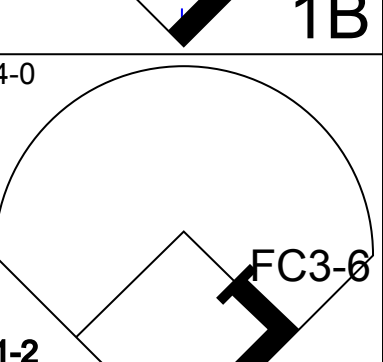
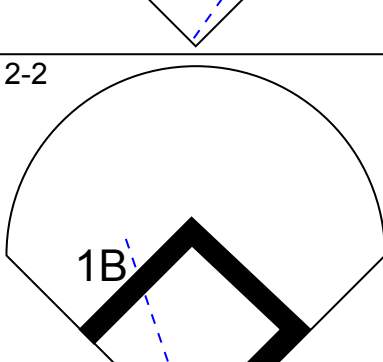
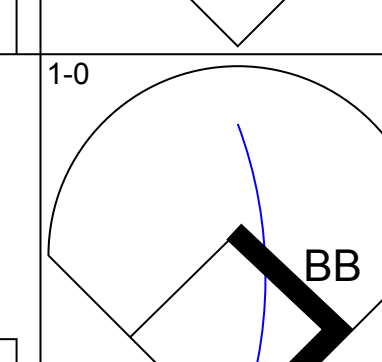
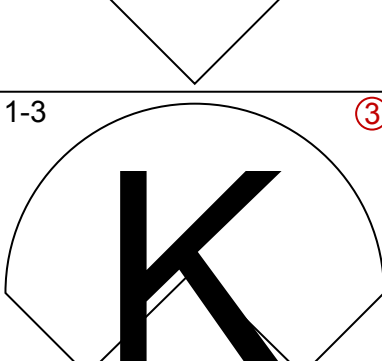
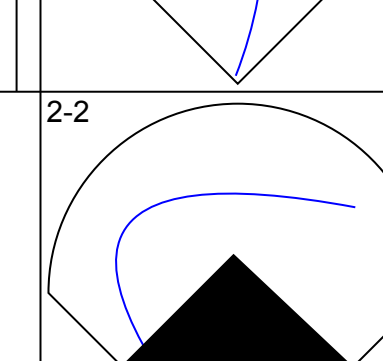
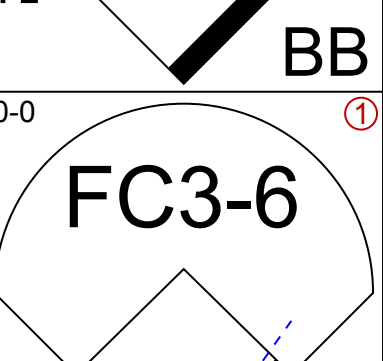
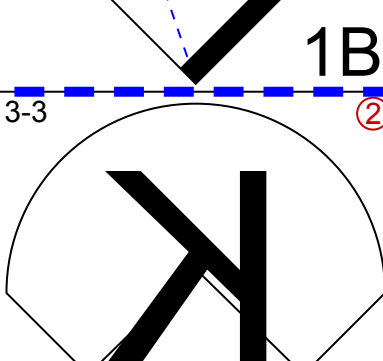
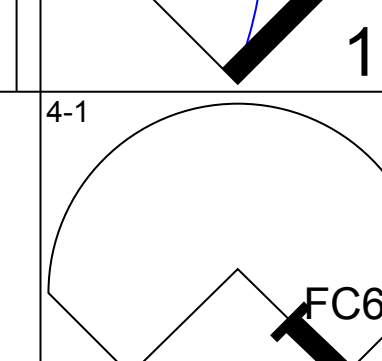
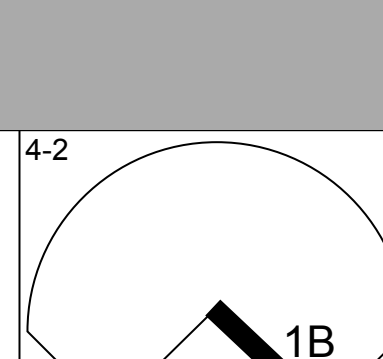
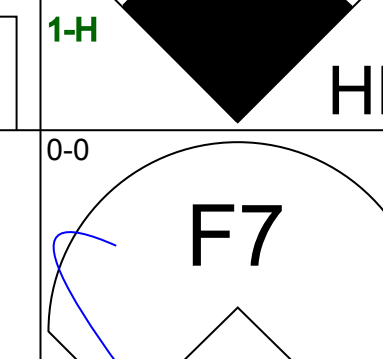
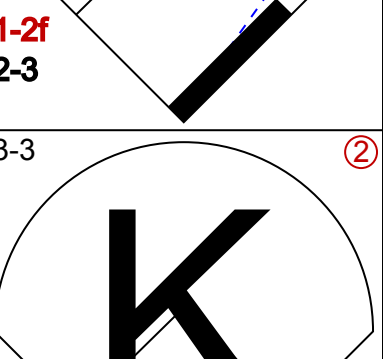
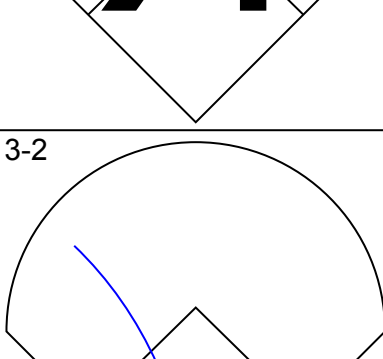
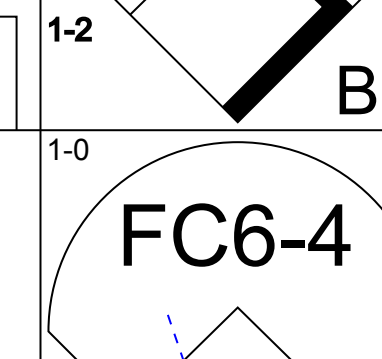
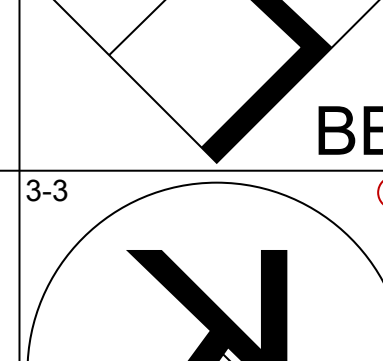
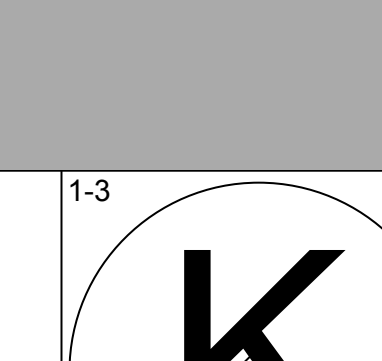
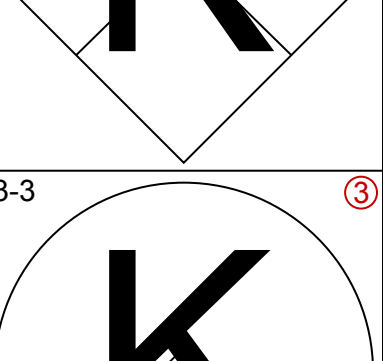
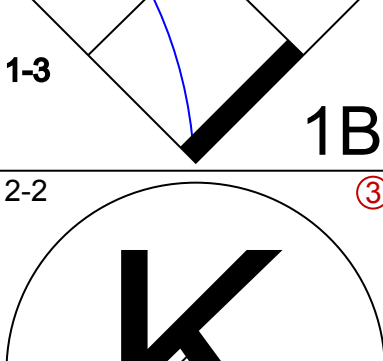
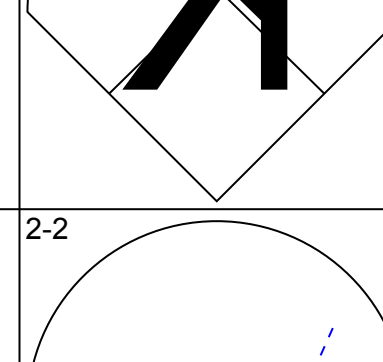
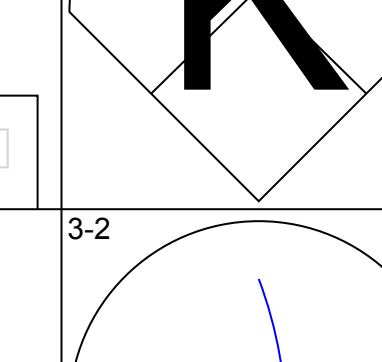
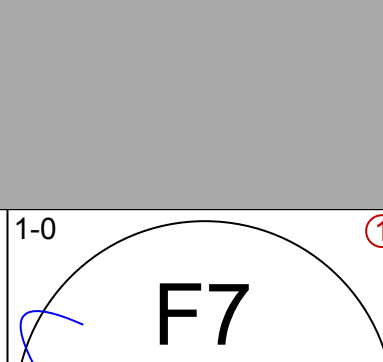
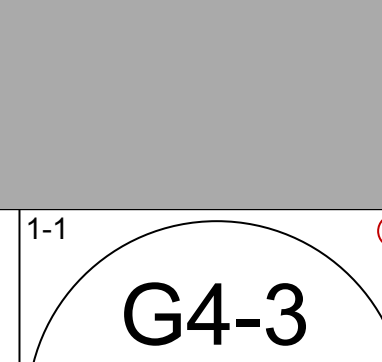
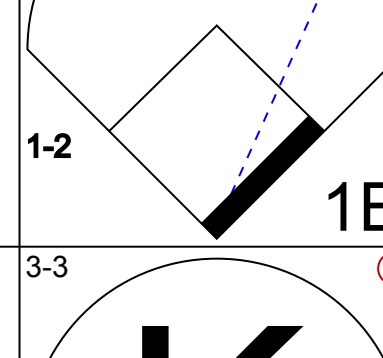
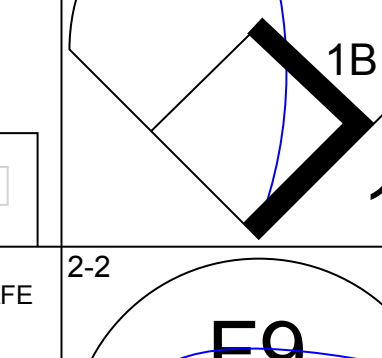
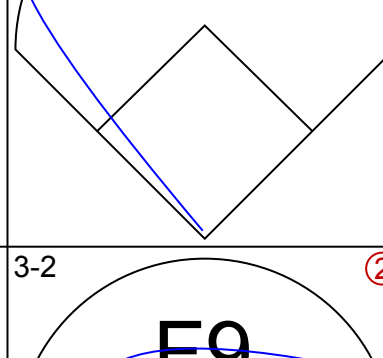
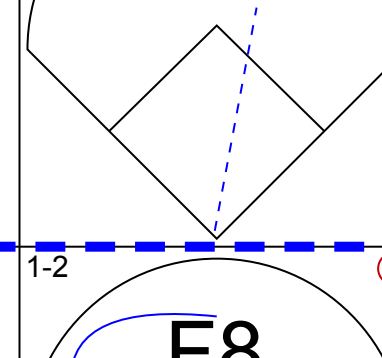
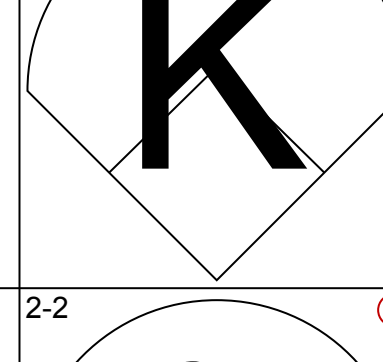
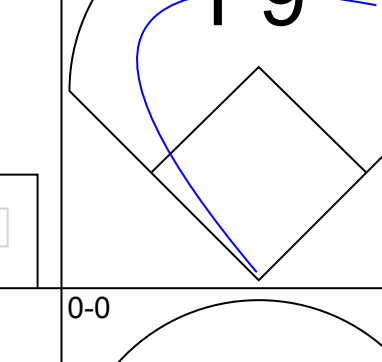
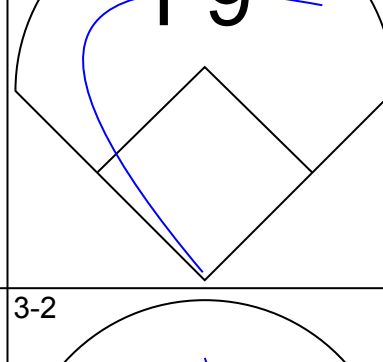
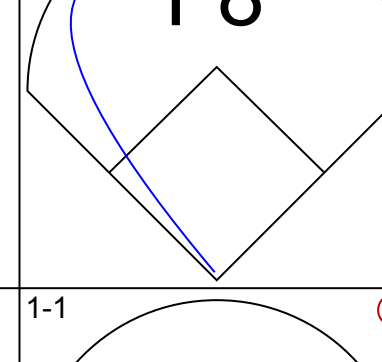


Batter	1	2	3	4	5	6	7	8	9	AB	R	H	RBI	BB	SO	LOB	TOP	
David Kelton, R (1, 7) OBP: 0.250, SLG: 0.375 Tom Goodwin, L (7, 7) OBP: 0.254, SLG: 0.294										3	0	0	0	0	2	2		
Ramon Martinez, R (1, 4) OBP: 0.344, SLG: 0.407										3	1	1	1	1	0	0		
Corey Patterson, L (1, 8) OBP: 0.337, SLG: 0.568										4	1	1	0	0	2	2		
Moises Alou, R (1, 10) OBP: 0.363, SLG: 0.459										4	1	2	2	0	0	0		
Eric Karros, R (1, 3) OBP: 0.371, SLG: 0.518										4	0	1	0	0	1	1		
Alex Gonzalez, R (1, 6) OBP: 0.308, SLG: 0.401										4	0	0	0	0	1	1		
Troy O'Leary, L (1, 9) OBP: 0.254, SLG: 0.301										2	1	1	0	1	0	0		
Mark Bellhorn, S (1, 5) OBP: 0.339, SLG: 0.316										3	0	0	0	0	1	2		
Damian Miller, R (1, 2) OBP: 0.316, SLG: 0.374										2	0	0	0	1	1	0		
Inning Stats	R: 3 E: 1 K: 1 S: 15	H: 2 LOB: 0 BB: 1 P: 24	R: 1 E: 0 K: 2 S: 12	H: 2 LOB: 2 BB: 1 P: 20	R: 0 E: 0 K: 1 S: 9	H: 1 LOB: 0 BB: 0 P: 10	R: 0 E: 0 K: 0 S: 3	H: 0 LOB: 0 BB: 1 P: 7	R: 0 E: 0 K: 1 S: 13	H: 1 LOB: 0 BB: 0 P: 14	R: 0 E: 0 K: 0 S: 9	H: 0 LOB: 0 BB: 0 P: 11	R: 0 E: 0 K: 1 S: 8	H: 0 LOB: 0 BB: 0 P: 9	1B: 5 2B: 0 3B: 1 HR: 0	SF: 0 SAC: 0 DP: 2 HBP: 0	WP: 0 PB: 0 SB: 0 CS: 0	PA: 33
PITCHER	IP WLS BF H R ER SO BB IBB HBP BLK WP HR S P ERA WHIP																	
Doug Davis, L (1, 1) ERA: 5.53	6.0 L 24 6 4 4 5 3 0 0 0 0 0 0 60 93 6.00 1.500																	
Tanyon Sturtze, R (7, 1) ERA: 5.81	1.2 5 0 0 0 2 0 0 0 0 0 0 0 13 22 0.00 0.000																	
Trever Miller, L (8, 1) ERA: 5.16	0.1 1 0 0 0 0 0 0 0 0 0 0 0 3 5 0.00 0.000																	
Cliff Politte, R (9, 1) ERA: 5.9	1.0 3 0 0 0 1 0 0 0 0 0 0 0 8 9 0.00 0.000																	

Chicago Cubs @ Toronto Blue Jays
SkyDome, Toronto, ON
Sat Jun 14 2003, 4:05 PM EDT
Att: 33,167 - Sunny - 72 F

AB	30
R	4
H	6
RBI	3
BB	3
SO	8
LOB	8



Batter	1	2	3	4	5	6	7	8	9	AB	R	H	RBI	BB	SO	LOB	BOTTOM			
3 Reed Johnson, R (1, 9) OBP: 0.350, SLG: 0.455										5	0	1	0	0	0	3				
Frank Catalanotto, L (1, 7) OBP: 0.369, SLG: 0.522										5	1	1	0	0	2	1				
10 Vernon Wells, R (1, 8) OBP: 0.340, SLG: 0.532										4	0	2	0	1	1	2				
Carlos Delgado, L (1, 3) OBP: 0.434, SLG: 0.663										4	1	1	2	1	2	4				
Greg Myers, L (1, 10) OBP: 0.434, SLG: 0.563 Josh Phelps, R (7, PH) OBP: 0.364, SLG: 0.447											2	0	0	0	1	1	2			
Tom Wilson, R (1, 2) OBP: 0.348, SLG: 0.476											4	0	0	0	0	4	5			
Orlando Hudson, S (1, 4) OBP: 0.348, SLG: 0.413											4	0	2	0	0	0				
Chris Woodward, R (1, 6) OBP: 0.330, SLG: 0.427											4	0	0	0	0	1	3			
Howie Clark, L (1, 5) OBP: 0.552, SLG: 0.630											4	0	2	0	0	0	2			
Inning Stats	R: 0 E: 0 K: 3 S: 12	H: 1 LOB: 1 BB: 0 P: 15	R: 0 E: 0 K: 2 S: 20	H: 1 LOB: 2 BB: 1 P: 34	R: 2 E: 1 K: 0 S: 14	H: 1 LOB: 0 BB: 0 P: 18	R: 0 E: 0 K: 1 S: 11	H: 2 LOB: 2 BB: 0 P: 18	R: 0 E: 0 K: 2 S: 10	H: 1 LOB: 1 BB: 0 P: 20	R: 0 E: 0 K: 0 S: 10	H: 1 LOB: 2 BB: 0 P: 26	R: 0 E: 0 K: 0 S: 8	H: 0 LOB: 0 BB: 0 P: 11	R: 0 E: 0 K: 1 S: 7	H: 1 LOB: 2 BB: 1 P: 13	1B: 8 2B: 0 3B: 1 HR: 1	SF: 0 SAC: 0 DP: 0 HBP: 0	WP: 2 PB: 0 SB: 0 CS: 0	PA: 41
PITCHER	IP WLS BF H R ER SO BB IBB HBP BLK WP HR S P ERA WHIP																			
22 Mark Prior, R (1, 1) ERA: 2.71	5.2 W 27 7 2 0 0 8 2 0 0 0 0 0 10 15 0.00 1.588																			
Kyle Farnsworth, R (6, 1) ERA: 2.81	0.2 H 3 1 0 0 0 0 0 0 0 0 0 0 10 15 0.00 1.500																			
Mike Remlinger, L (7, 1) ERA: 3.45	1.0 H 4 1 0 0 0 2 0 0 0 0 0 0 11 20 0.00 1.000																			
Antonio Alfonseca, R (8, 1) ERA: 3.72	0.2 H 2 0 0 0 0 0 0 0 0 0 0 0 6 8 0.00 0.000																			
Joe Borowski, R (9, 1) ERA: 2.2	1.0 S 5 1 0 0 0 1 1 0 0 0 0 0 7 13 0.00 2.000																			

Chicago Cubs @ Toronto Blue Jays
SkyDome, Toronto, ON
Sat Jun 14 2003, 4:05 PM EDT
Att: 33,167 - Sunny - 72 F

AB	38
R	2
H	10
RBI	2
BB	3
SO	11
LOB	24



Batter	1	2	3	4	5	6	7	8	9	AB	R	H	RBI	BB	SO	LOB	TOP										
3 Reed Johnson, R OBP: 0.358, SLG: 0.531	G6-3		P3				G6-3		10 2B	5	1	2	1	0	0	0	Toronto Blue Jays @ Baltimore Orioles Oriole Park at Camden Yards, Baltimore, MD Wed Jun 18 2003, 7:05 PM EDT Att: 28,828 - Cloudy - 76 F										
Frank Catalanotto, L OBP: 0.360, SLG: 0.506	L6		G3	G1-3			G4-3		K	5	0	0	0	0	1	3											
10 Vernon Wells, R OBP: 0.339, SLG: 0.533	BB		G4-3				F9		G3 1-H 2B	5	1	2	1	0	0	0											
Carlos Delgado, L OBP: 0.437, SLG: 0.659	BB			FC5 1B					G3	2	1	1	0	3	0	1											
Tom Wilson, R OBP: 0.361, SLG: 0.485				BB			F9			2	1	1	0	1	0	1											
Greg Myers, L OBP: 0.432, SLG: 0.565				FC3-6 1B					K	2	0	1	1	0	1	1											
Josh Phelps, R OBP: 0.365, SLG: 0.439				FC5			F9			4	0	1	0	0	0	6											
Jayson Werth, R OBP: 0.237, SLG: 0.459	G1-3			FC3-6 1B					K	1	0	0	0	0	1	1											
Orlando Hudson, S OBP: 0.344, SLG: 0.407		L6		FC3-6 1B			G4-3			4	1	1	1	0	0	2											
Chris Woodward, R OBP: 0.332, SLG: 0.419		G1-3		3 2B			F7			3	1	0	0	1	0	2											
Mike Bordick, R OBP: 0.312, SLG: 0.388				3 2B			G5-3		G6-3	4	0	1	2	0	1	2											
Inning Stats	R: 0 H: 1 E: 0 K: 0 S: 11	H: 1 LOB: 3 BB: 2 P: 26	R: 0 H: 0 E: 0 K: 1 S: 10	H: 0 LOB: 0 BB: 0 P: 16	R: 0 H: 0 E: 0 K: 0 S: 6	H: 0 LOB: 0 BB: 0 P: 6	R: 3 H: 3 E: 0 K: 0 S: 16	H: 3 LOB: 2 BB: 2 P: 32	R: 0 H: 1 E: 0 K: 0 S: 6	H: 1 LOB: 1 BB: 0 P: 13	R: 0 H: 0 E: 0 K: 0 S: 13	H: 0 LOB: 0 BB: 0 P: 17	R: 0 H: 0 E: 0 K: 0 S: 6	H: 0 LOB: 0 BB: 0 P: 12	R: 1 H: 2 E: 0 K: 1 S: 14	H: 2 LOB: 2 BB: 1 P: 28	R: 2 H: 3 E: 0 K: 2 S: 16	H: 3 LOB: 1 BB: 0 P: 26	1B: 6 2B: 4 3B: 0 HR: 0	SF: 0 SAC: 0 DP: 0 HBP: 0	WP: 0 PB: 0 SB: 0 CS: 0	PA: 42					
PITCHER	IP	WLS	BF	H	R	ER	SO	BB	IBB	HBP	BLK	WP	HR	S	P	ERA	WHIP										
Omar Daal, L ERA: 5.02	(1, 1)	6.0	L	27	5	3	3	1	4	0	0	0	0	62	110	4.50	1.500										
Willis Roberts, R ERA: 4.72	(7, 1)	2.0		9	2	1	1	1	1	0	0	0	0	20	40	4.50	1.500										
B.J. Ryan, L ERA: 6.41	(9, 1)	1.0		6	3	2	2	2	0	0	0	0	0	16	26	18.00	3.000										

AB	37
R	6
H	10
RBI	6
BB	5
SO	4
LOB	19



Batter	1	2	3	4	5	6	7	8	9	AB	R	H	RBI	BB	SO	LOB	BOTTOM										
1 Brian Roberts, S OBP: 0.391, SLG: 0.437	G3				G4-3			F7		4	0	1	0	0	0	1	Toronto Blue Jays @ Baltimore Orioles Oriole Park at Camden Yards, Baltimore, MD Wed Jun 18 2003, 7:05 PM EDT Att: 28,828 - Cloudy - 76 F										
6 Melvin Mora, R OBP: 0.461, SLG: 0.578	K			FC4-6 1B			K		K	4	0	1	0	0	3	1											
David Segui, S OBP: 0.360, SLG: 0.386				FC4-6 31 HR			K		G3	4	1	0	0	0	2	2											
Jeff Conine, R OBP: 0.328, SLG: 0.421	G5-3			P3			G6-3			4	0	0	0	0	0	2											
31 Jay Gibbons, L OBP: 0.367, SLG: 0.523				1-H HR					G6-3	4	1	3	2	0	0	0											
Tony Batista, R OBP: 0.304, SLG: 0.437				P4			F7		L5	4	0	0	0	0	0	2											
Luis Matos, R OBP: 0.391, SLG: 0.523					G1-3		P6		K	4	0	0	0	0	1	2											
Deivi Cruz, R OBP: 0.279, SLG: 0.431					G6-3					3	0	1	0	0	0	0											
Geronimo Gil, R OBP: 0.318, SLG: 0.343							G6-3			3	0	1	0	0	1	2											
Inning Stats	R: 0 H: 1 E: 1 K: 2 S: 10	H: 0 LOB: 0 BB: 0 P: 14	R: 0 H: 0 E: 0 K: 0 S: 6	H: 0 LOB: 0 BB: 0 P: 10	R: 0 H: 0 E: 0 K: 1 S: 8	H: 0 LOB: 0 BB: 0 P: 11	R: 2 H: 2 E: 0 K: 0 S: 8	H: 2 LOB: 0 BB: 0 P: 14	R: 0 H: 1 E: 0 K: 0 S: 7	H: 1 LOB: 1 BB: 0 P: 10	R: 0 H: 0 E: 0 K: 2 S: 8	H: 0 LOB: 0 BB: 0 P: 12	R: 0 H: 2 E: 0 K: 0 S: 13	H: 2 LOB: 2 BB: 0 P: 20	R: 0 H: 0 E: 0 K: 1 S: 10	H: 0 LOB: 0 BB: 0 P: 14		R: 0 H: 1 E: 0 K: 1 S: 9	H: 1 LOB: 1 BB: 0 P: 9	1B: 5 2B: 1 3B: 0 HR: 1	SF: 0 SAC: 0 DP: 0 HBP: 0	WP: 0 PB: 0 SB: 1 CS: 0	PA: 34				
PITCHER	IP	WLS	BF	H	R	ER	SO	BB	IBB	HBP	BLK	WP	HR	S	P	ERA	WHIP										
32 Roy Halladay, R ERA: 3.82	(1, 1)	7.0	W	27	6	2	2	5	0	0	0	0	0	60	91	2.57	0.857										
Aquilino Lopez, R ERA: 3.0	(8, 1)	2.0	S	7	1	0	0	2	0	0	0	0	0	19	23	0.00	0.500										

AB	34
R	2
H	7
RBI	2
BB	0
SO	7
LOB	12



Batter	1	2	3	4	5	6	7	8	9	AB	R	H	RBI	BB	SO	LOB	TOP				
3 Reed Johnson, R OBP: 0.360, SLG: 0.525	1-2 10 HR 1B		1-1 P4	1-1 1B		3-2 G6-3		1-2 F9		5	1	2	0	0	0	2					
Frank Catalanotto, L OBP: 0.358, SLG: 0.498	2-2 P4		2-2 10 E 1B HBP	1-1 F7			3-2 G5-3		0-3 K	4	1	0	0	0	1	2					
10 Vernon Wells, R OBP: 0.340, SLG: 0.550	1-0 1-H HR		1-0 FC4 1B BB		2-0 HR		1-2 P3		1-1 F8	5	3	2	3	0	0	1					
Carlos Delgado, L OBP: 0.440, SLG: 0.654	3-2 BB HBP		4-0 1B BB	1-2 2-3 BB	1-0 F8		2-2 HBP		1-1 G4-3	2	0	0	0	1	0	0					
Greg Myers, L OBP: 0.434, SLG: 0.560	4-1 G6-4-3 BB		2-1 1B	0-0 P4	2-0 P4		1-0 F8			3	0	1	2	1	0	1					
Josh Phelps, R OBP: 0.363, SLG: 0.449	1-2 G6-4-3 1-2f		2-3 K	3-3 K	3-3 K			1-2 HR		4	1	1	1	0	2	4					
Orlando Hudson, S OBP: 0.347, SLG: 0.406		1-0 F7	0-1 G6-3			1-2 G5-4-3 1B HBP		0-1 1B		3	0	1	0	0	0	2					
Chris Woodward, R OBP: 0.335, SLG: 0.421		3-2 G4-6-3 1B		3-3 K		2-1 G5-4-3 1B		2-3 K		4	0	2	0	0	2	1					
Mike Bordick, R OBP: 0.302, SLG: 0.375	1-2 G4-6-3 1-2f		0-2 L4			1-0 G5-4-3 1-2f 2-3		0-1 F9		4	0	0	0	0	0	4					
Inning Stats	R: 2 E: 0 K: 0 S: 15	H: 2 LOB: 1 BB: 1 P: 27	R: 0 E: 0 K: 0 S: 13	H: 1 LOB: 0 BB: 0 P: 18	R: 2 E: 1 K: 1 S: 12	H: 1 LOB: 2 BB: 1 P: 24	R: 0 E: 0 K: 1 S: 16	H: 1 LOB: 1 BB: 0 P: 21	R: 1 E: 0 K: 0 S: 7	H: 1 LOB: 0 BB: 0 P: 13	R: 0 E: 0 K: 0 S: 10	H: 0 LOB: 1 BB: 0 P: 17	R: 0 E: 0 K: 1 S: 13	H: 2 LOB: 1 BB: 0 P: 17	R: 0 E: 0 K: 1 S: 7	H: 0 LOB: 0 BB: 0 P: 9	1B: 6 2B: 0 3B: 0 HR: 3	SF: 0 SAC: 0 DP: 3 HBP: 4	WP: 0 PB: 0 SB: 0 CS: 0	PA: 40	
PITCHER	IP WLS BF H R ER SO BB IBB HBP BLK WP HR S P ERA WHIP	IP WLS BF H R ER SO BB IBB HBP BLK WP HR S P ERA WHIP	IP WLS BF H R ER SO BB IBB HBP BLK WP HR S P ERA WHIP	IP WLS BF H R ER SO BB IBB HBP BLK WP HR S P ERA WHIP	IP WLS BF H R ER SO BB IBB HBP BLK WP HR S P ERA WHIP	IP WLS BF H R ER SO BB IBB HBP BLK WP HR S P ERA WHIP	IP WLS BF H R ER SO BB IBB HBP BLK WP HR S P ERA WHIP	IP WLS BF H R ER SO BB IBB HBP BLK WP HR S P ERA WHIP	IP WLS BF H R ER SO BB IBB HBP BLK WP HR S P ERA WHIP	IP WLS BF H R ER SO BB IBB HBP BLK WP HR S P ERA WHIP	IP WLS BF H R ER SO BB IBB HBP BLK WP HR S P ERA WHIP	IP WLS BF H R ER SO BB IBB HBP BLK WP HR S P ERA WHIP	IP WLS BF H R ER SO BB IBB HBP BLK WP HR S P ERA WHIP	IP WLS BF H R ER SO BB IBB HBP BLK WP HR S P ERA WHIP	IP WLS BF H R ER SO BB IBB HBP BLK WP HR S P ERA WHIP	IP WLS BF H R ER SO BB IBB HBP BLK WP HR S P ERA WHIP	IP WLS BF H R ER SO BB IBB HBP BLK WP HR S P ERA WHIP	IP WLS BF H R ER SO BB IBB HBP BLK WP HR S P ERA WHIP	IP WLS BF H R ER SO BB IBB HBP BLK WP HR S P ERA WHIP	IP WLS BF H R ER SO BB IBB HBP BLK WP HR S P ERA WHIP	IP WLS BF H R ER SO BB IBB HBP BLK WP HR S P ERA WHIP
Rick Helling, R ERA: 5.81	(1, 1)	5.0	L	24	6	5	4	3	2	0	0	2	0	0	0	0	2	63	103	7.20	1.600
Pat Hentgen, R ERA: 5.12	(6, 1)	3.0		13	3	1	1	1	0	0	0	2	0	0	0	0	1	32	50	3.00	1.000
Buddy Groom, L ERA: 6.41	(9, 1)	1.0		3	0	0	0	1	0	0	0	0	0	0	0	0	0	7	9	0.00	0.000

Toronto Blue Jays @ Baltimore Orioles
 Oriole Park at Camden Yards, Baltimore, MD
 Thu Jun 19 2003, 3:05 PM EDT
 Att: 24,218 - Cloudy - 82 F

AB 34
 R 6
 H 9
 RBI 6
 BB 2
 SO 5
 LOB 17



Batter	1	2	3	4	5	6	7	8	9	AB	R	H	RBI	BB	SO	LOB	BOTTOM					
1 Brian Roberts, S OBP: 0.353, SLG: 0.444	2-1 P4		1-0 6 1B 2B					1-2 1B	2-2 F9	5	1	2	0	0	1	1						
6 Melvin Mora, R OBP: 0.482, SLG: 0.582	3-2 G4-3 2B		1-1 FC6-4 2-H 1B			1-3 K		3-2 P4		4	0	2	1	0	1	2						
B.J. Surhoff, L OBP: 0.362, SLG: 0.440	1-2 G4-3		1-3 K			0-0 G4-3		3-2 2B		4	0	1	0	0	1	2						
Jeff Conine, R OBP: 0.327, SLG: 0.417	1-1 G6-3		2-0 FC6-4 1-2f			4-2 FC5 31 S BB		1-2 F9		3	0	0	0	1	0	3						
31 Jay Gibbons, L OBP: 0.365, SLG: 0.517		0-0 F7		0-1 F7		4-2 BB		2-2 P5		3	0	0	0	1	0	1						
Tony Batista, R OBP: 0.303, SLG: 0.434		1-0 1B		1-2 F8		0-0 FC5 2-3f		1-1 P4		4	0	1	0	0	0	3						
David Segui, S OBP: 0.352, SLG: 0.377		2-3 K		1-1 G3-1			1-2 G6-3		1-2 F7	4	0	0	0	0	1	1						
Deivi Cruz, R OBP: 0.274, SLG: 0.423		2-2 G4-3			2-3 K		3-2 F8		0-3 K	4	0	0	0	0	2	1						
Brook Fordyce, R OBP: 0.314, SLG: 0.347			0-3 K		1-2 F8		0-1 1B		0-2 1B	4	0	2	0	0	1	0						
Inning Stats	R: 0 E: 0 K: 0 S: 11	H: 1 LOB: 1 BB: 0 P: 18	R: 0 E: 0 K: 1 S: 8	H: 1 LOB: 0 BB: 0 P: 13	R: 1 E: 0 K: 2 S: 10	H: 2 LOB: 1 BB: 0 P: 15	R: 0 E: 0 K: 0 S: 9	H: 0 LOB: 0 BB: 0 P: 11	R: 0 E: 0 K: 2 S: 9	H: 0 LOB: 0 BB: 0 P: 14	R: 0 E: 0 K: 1 S: 10	H: 0 LOB: 2 BB: 2 P: 19	R: 0 E: 0 K: 0 S: 14	H: 2 LOB: 2 BB: 0 P: 22	R: 0 E: 0 K: 0 S: 11	H: 1 LOB: 1 BB: 0 P: 18	R: 0 E: 0 K: 1 S: 12	H: 1 LOB: 1 BB: 0 P: 15	1B: 5 2B: 3 3B: 0 HR: 0	SF: 0 SAC: 0 DP: 0 HBP: 0	WP: 0 PB: 0 SB: 1 CS: 0	PA: 37
PITCHER	IP WLS BF H R ER SO BB IBB HBP BLK WP HR S P ERA WHIP	IP WLS BF H R ER SO BB IBB HBP BLK WP HR S P ERA WHIP	IP WLS BF H R ER SO BB IBB HBP BLK WP HR S P ERA WHIP	IP WLS BF H R ER SO BB IBB HBP BLK WP HR S P ERA WHIP	IP WLS BF H R ER SO BB IBB HBP BLK WP HR S P ERA WHIP	IP WLS BF H R ER SO BB IBB HBP BLK WP HR S P ERA WHIP	IP WLS BF H R ER SO BB IBB HBP BLK WP HR S P ERA WHIP	IP WLS BF H R ER SO BB IBB HBP BLK WP HR S P ERA WHIP	IP WLS BF H R ER SO BB IBB HBP BLK WP HR S P ERA WHIP	IP WLS BF H R ER SO BB IBB HBP BLK WP HR S P ERA WHIP	IP WLS BF H R ER SO BB IBB HBP BLK WP HR S P ERA WHIP	IP WLS BF H R ER SO BB IBB HBP BLK WP HR S P ERA WHIP	IP WLS BF H R ER SO BB IBB HBP BLK WP HR S P ERA WHIP	IP WLS BF H R ER SO BB IBB HBP BLK WP HR S P ERA WHIP	IP WLS BF H R ER SO BB IBB HBP BLK WP HR S P ERA WHIP	IP WLS BF H R ER SO BB IBB HBP BLK WP HR S P ERA WHIP	IP WLS BF H R ER SO BB IBB HBP BLK WP HR S P ERA WHIP	IP WLS BF H R ER SO BB IBB HBP BLK WP HR S P ERA WHIP	IP WLS BF H R ER SO BB IBB HBP BLK WP HR S P ERA WHIP	IP WLS BF H R ER SO BB IBB HBP BLK WP HR S P ERA WHIP	IP WLS BF H R ER SO BB IBB HBP BLK WP HR S P ERA WHIP	
Kelvin Escobar, R ERA: 3.79	(1, 1)	6.0	W	24	4	1	1	0	2	0	0	0	0	0	0	0	0	57	90	1.50	1.000	
Tanyon Sturtze, R ERA: 5.69	(7, 1)	1.1		7	3	0	0	0	0	0	0	0	0	0	0	0	0	20	32	0.00	2.250	
Trever Miller, L ERA: 4.94	(8, 1)	0.2		2	0	0	0	0	0	0	0	0	0	0	0	0	0	5	8	0.00	0.000	
Cliff Politte, R ERA: 5.7	(9, 1)	1.0		4	1	0	0	1	0	0	0	0	0	0	0	0	0	12	15	0.00	1.000	

Toronto Blue Jays @ Baltimore Orioles
 Oriole Park at Camden Yards, Baltimore, MD
 Thu Jun 19 2003, 3:05 PM EDT
 Att: 24,218 - Cloudy - 82 F

AB 35
 R 1
 H 8
 RBI 1
 BB 2
 SO 7
 LOB 14



Batter	1	2	3	4	5	6	7	8	9	AB	R	H	RBI	BB	SO	LOB	TOP							
3 Reed Johnson, R OBP: 0.363, SLG: 0.509	3-2 FC3-6 1B		1-0 L6 10 1B HBP		1-1 10 HR 1B	3-2 CS 1B		1-2 FC1-4-6 1-2		4	1	3	0	0	0	1								
Frank Catalanotto, L OBP: 0.352, SLG: 0.458	2-1 FC3-6 10 BB HBP 1-2		0-2 P5		0-0 L9	3-1 CS 1-2	0-0 L7		1-0 G3	5	0	0	0	0	0	3								
10 Vernon Wells, R OBP: 0.351, SLG: 0.570	4-2 BB HBP 1-2		0-1 1-2 1B		2-1 1-H HR		4-1 1B BB		1-0 G6-3	3	1	2	2	1	0	0								
Carlos Delgado, L OBP: 0.436, SLG: 0.638	4-1 1-2 2-3 BB		3-0 L6 2-2		2-3 K		1-3 K		1-1 DI 1B	4	0	1	0	1	2	3								
Tom Wilson, R OBP: 0.364, SLG: 0.481	1-0 F8		1-0 F8		4-2 3B BB		0-0 1B		2-1 L9	3	1	1	0	1	0	3								
Greg Myers, L OBP: 0.447, SLG: 0.594									1-2 1-2	1	0	0	0	0	0	1								
Orlando Hudson, S OBP: 0.350, SLG: 0.438	0-0 G4-3		1-0 1B 3B		2-2 1-H 3B		1-2 1B			4	1	2	1	0	0	5								
Chris Woodward, R OBP: 0.340, SLG: 0.424		0-1 G6-4-3 1B		0-0 G4-6-3 1B 3-H	1-1 F8			0-1 G4-3		4	0	2	1	0	0	1								
Howie Clark, L OBP: 0.500, SLG: 0.543		2-3 K		0-0 G4-6-3 1-2		0-3 K		2-0 3 1B		4	0	1	0	0	2	2								
Mark Hendrickson, L OBP: 0.265, SLG: 1.000		2-1 G6-4-3 1-2		2-1 G6-4-3 HR		1-3 K		0-0 L6		3	1	1	1	0	1	1								
Jeff Tam, R OBP: 0.200, SLG: 0.200										0	0	0	0	0	0	0								
Josh Enfield, R OBP: 0.200, SLG: 0.200										0	0	0	0	0	0	0								
Aquilino Lopez, R OBP: 0.200, SLG: 0.200										0	0	0	0	0	0	1								
Cliff Politte, R OBP: 0.200, SLG: 0.200										0	0	0	0	0	0	0								
Inning Stats	R: 0 E: 0 K: 0 S: 11	H: 1 LOB: 3 BB: 1 P: 25	R: 0 E: 0 K: 0 S: 7	H: 1 LOB: 0 BB: 0 P: 11	R: 0 E: 0 K: 0 S: 6	H: 1 LOB: 1 BB: 0 P: 10	R: 1 E: 0 K: 0 S: 4	H: 2 LOB: 0 BB: 0 P: 6	R: 4 E: 0 K: 1 S: 18	H: 4 LOB: 1 BB: 1 P: 32	R: 0 E: 0 K: 2 S: 10	H: 1 LOB: 0 BB: 0 P: 17	R: 0 E: 0 K: 1 S: 10	H: 1 LOB: 2 BB: 1 P: 16	R: 0 E: 0 K: 0 S: 8	H: 1 LOB: 1 BB: 0 P: 11	R: 0 E: 0 K: 0 S: 6	H: 1 LOB: 1 BB: 0 P: 11	1B: 9 2B: 1 3B: 2 HR: 2	SF: 0 SAC: 0 DP: 3 HBP: 2	WP: 0 PB: 0 SB: 0 CS: 1	PA: 42		
PITCHER	IP WLS BF H R ER SO BB IBB HBP BLK WP HR S P ERA WHIP	IP WLS BF H R ER SO BB IBB HBP BLK WP HR S P ERA WHIP	IP WLS BF H R ER SO BB IBB HBP BLK WP HR S P ERA WHIP	IP WLS BF H R ER SO BB IBB HBP BLK WP HR S P ERA WHIP	IP WLS BF H R ER SO BB IBB HBP BLK WP HR S P ERA WHIP	IP WLS BF H R ER SO BB IBB HBP BLK WP HR S P ERA WHIP	IP WLS BF H R ER SO BB IBB HBP BLK WP HR S P ERA WHIP	IP WLS BF H R ER SO BB IBB HBP BLK WP HR S P ERA WHIP	IP WLS BF H R ER SO BB IBB HBP BLK WP HR S P ERA WHIP	IP WLS BF H R ER SO BB IBB HBP BLK WP HR S P ERA WHIP	IP WLS BF H R ER SO BB IBB HBP BLK WP HR S P ERA WHIP	IP WLS BF H R ER SO BB IBB HBP BLK WP HR S P ERA WHIP	IP WLS BF H R ER SO BB IBB HBP BLK WP HR S P ERA WHIP	IP WLS BF H R ER SO BB IBB HBP BLK WP HR S P ERA WHIP	IP WLS BF H R ER SO BB IBB HBP BLK WP HR S P ERA WHIP	IP WLS BF H R ER SO BB IBB HBP BLK WP HR S P ERA WHIP	IP WLS BF H R ER SO BB IBB HBP BLK WP HR S P ERA WHIP	IP WLS BF H R ER SO BB IBB HBP BLK WP HR S P ERA WHIP	IP WLS BF H R ER SO BB IBB HBP BLK WP HR S P ERA WHIP	IP WLS BF H R ER SO BB IBB HBP BLK WP HR S P ERA WHIP	IP WLS BF H R ER SO BB IBB HBP BLK WP HR S P ERA WHIP	IP WLS BF H R ER SO BB IBB HBP BLK WP HR S P ERA WHIP	IP WLS BF H R ER SO BB IBB HBP BLK WP HR S P ERA WHIP	IP WLS BF H R ER SO BB IBB HBP BLK WP HR S P ERA WHIP

Toronto Blue Jays @ Montreal Expos
Olympic Stadium, Montreal, QB
Sat Jun 21 2003, 7:05 PM EDT
Att: 11,483 - Dome - 72 F

AB	36
R	5
H	13
RBI	5
BB	3
SO	5
LOB	21



Batter	1	2	3	4	5	6	7	8	9	AB	R	H	RBI	BB	SO	LOB	BOTTOM							
Henry Mateo, S OBP: 0.316, SLG: 0.306	0-1 P3		2-2 G4-3		3-2 F7		3-2 F9	4-0 G3 HR IBB		4	0	0	0	0	0	0								
Luis Ayala, R										0	0	0	0	0	0	0								
Edwards Guzman, L OBP: 0.382, SLG: 0.364										0	1	0	0	1	0	0								
Jamey Carroll, R OBP: 0.317, SLG: 0.382	0-1 F8		0-0 S 1B		1-3 K		4-2 BB	3-1 G3		3	0	1	0	1	1	0								
Brian Schneider, L OBP: 0.352, SLG: 0.447										1	0	0	1	0	0	2								
Rocky Biddle, R										0	0	0	0	0	0	0								
Orlando Cabrera, R OBP: 0.373, SLG: 0.495	4-0 1B BB		3-2 L9 1-2		0-0 1B 2B		0-0 F8	3-2 2-H 3-H HR		4	2	2	3	1	0	2								
Jose Vidro, S OBP: 0.416, SLG: 0.492	2-2 1-3 1B		2-0 G4-3		0-0 P4			BB FC4-6 2B G6-3		5	1	2	0	0	0	2								
Wil Cordero, R OBP: 0.332, SLG: 0.398	0-0 L7				2-1 P4		1-3 K	4-2 FC4-6 2B BB		3	1	0	0	1	1	3								
Brad Wilkerson, L OBP: 0.420, SLG: 0.515		0-1 G6-3		0-1 G6-3 2B		4-0 1B BB		4-0 FC4-6 BB		2	0	1	0	2	0	0								
Jose Macias, S OBP: 0.328, SLG: 0.423		0-1 1B		0-1 G6-3		0-2 FC6-4 1B		0-1 FC4-6 2B HBP		4	1	2	2	0	0	3								
Michael Barrett, R OBP: 0.220, SLG: 0.277		2-1 F8		1-2 G6-3		1-0 FC6-4		4-2 2B G3 HBP		3	1	0	0	0	0	4								
Sun-Woo Kim, R		1-0 F9				3-2 G6-3		2-2 G3 HR		1	0	0	0	0	0	1								
Julio Manon, R										0	0	0	0	0	0	0								
Ronald Calloway, L OBP: 0.220, SLG: 0.426										1	0	0	0	0	0	0								
Scott Stewart, R										0	0	0	0	0	0	0								
Andy Chavez, L OBP: 0.220, SLG: 0.364										2	1	1	2	0	0	0								
Inning Stats	R: 0 E: 0 K: 0 S: 8	H: 1 LOB: 2 BB: 1 P: 14	R: 0 E: 0 K: 0 S: 7	H: 1 LOB: 0 BB: 0 P: 10	R: 0 E: 0 K: 0 S: 10	H: 1 LOB: 1 BB: 0 P: 17	R: 0 E: 0 K: 0 S: 9	H: 1 LOB: 0 BB: 0 P: 12	R: 0 E: 0 K: 1 S: 17	H: 0 LOB: 0 BB: 0 P: 24	R: 1 E: 0 K: 1 S: 9	H: 2 LOB: 1 BB: 1 P: 15	R: 0 E: 0 K: 0 S: 10	H: 0 LOB: 1 BB: 1 P: 20	R: 0 E: 0 K: 0 S: 18	H: 3 LOB: 0 BB: 3 P: 43	R: 7 E: 0 K: 0 S: 18	H: 3 LOB: 0 BB: 3 P: 43	1B: 4 2B: 4 3B: 0 HR: 1	SF: 0 SAC: 0 DP: 0 HBP: 1	WP: 0 PB: 0 SB: 1 CS: 0	PA: 40		
PITCHER	IP WLS BF H R ER SO BB IBB HBP BLK WP HR S P ERA WHIP	IP WLS BF H R ER SO BB IBB HBP BLK WP HR S P ERA WHIP	IP WLS BF H R ER SO BB IBB HBP BLK WP HR S P ERA WHIP	IP WLS BF H R ER SO BB IBB HBP BLK WP HR S P ERA WHIP	IP WLS BF H R ER SO BB IBB HBP BLK WP HR S P ERA WHIP	IP WLS BF H R ER SO BB IBB HBP BLK WP HR S P ERA WHIP	IP WLS BF H R ER SO BB IBB HBP BLK WP HR S P ERA WHIP	IP WLS BF H R ER SO BB IBB HBP BLK WP HR S P ERA WHIP	IP WLS BF H R ER SO BB IBB HBP BLK WP HR S P ERA WHIP	IP WLS BF H R ER SO BB IBB HBP BLK WP HR S P ERA WHIP	IP WLS BF H R ER SO BB IBB HBP BLK WP HR S P ERA WHIP	IP WLS BF H R ER SO BB IBB HBP BLK WP HR S P ERA WHIP	IP WLS BF H R ER SO BB IBB HBP BLK WP HR S P ERA WHIP	IP WLS BF H R ER SO BB IBB HBP BLK WP HR S P ERA WHIP	IP WLS BF H R ER SO BB IBB HBP BLK WP HR S P ERA WHIP	IP WLS BF H R ER SO BB IBB HBP BLK WP HR S P ERA WHIP	IP WLS BF H R ER SO BB IBB HBP BLK WP HR S P ERA WHIP	IP WLS BF H R ER SO BB IBB HBP BLK WP HR S P ERA WHIP	IP WLS BF H R ER SO BB IBB HBP BLK WP HR S P ERA WHIP	IP WLS BF H R ER SO BB IBB HBP BLK WP HR S P ERA WHIP	IP WLS BF H R ER SO BB IBB HBP BLK WP HR S P ERA WHIP	IP WLS BF H R ER SO BB IBB HBP BLK WP HR S P ERA WHIP	IP WLS BF H R ER SO BB IBB HBP BLK WP HR S P ERA WHIP	IP WLS BF H R ER SO BB IBB HBP BLK WP HR S P ERA WHIP

Toronto Blue Jays @ Montreal Expos
Olympic Stadium, Montreal, QB
Sat Jun 21 2003, 7:05 PM EDT
Att: 11,483 - Dome - 72 F

AB	33
R	8
H	9
RBI	8
BB	6
SO	2
LOB	17



Batter	1	2	3	4	5	6	7	8	9	AB R H RBI BB SO LOB	TOP									
3 Reed Johnson, R OBP: 0.372, SLG: 0.513	1-1 F9	0-1 G4-6-3 1B			1-2 10 1B 1B		1-0 F8		2-1 1B	5 1 3 0 0 0 0	Toronto Blue Jays @ Montreal Expos Olympic Stadium, Montreal, QB Sun Jun 22 2003, 1:05 PM EDT Att: 15,508 - Dome - 72 F									
Frank Catalanotto, L OBP: 0.353, SLG: 0.495	2-1 10 HR HBP	0-1 G4-6-3			0-0 F8 10 1B		2-1 F8		2-3 SAFE K	4 1 1 0 0 1 2										
10 Vernon Wells, R OBP: 0.352, SLG: 0.579	2-0 1-H HR		0-3 K		0-0 1-2 2-H 1B		1-0 G6-3			4 1 2 3 0 1 0										
Carlos Delgado, L OBP: 0.430, SLG: 0.628	2-3 K		2-2 F8		2-2 F8			2-3 K		4 0 0 0 0 2 2										
Greg Myers, L OBP: 0.448, SLG: 0.591	1-1 BB 1B		2-1 F7		2-3 K			1-0 G5-3 1B		4 0 2 0 0 1 2										
Orlando Hudson, S OBP: 0.349, SLG: 0.432	4-0 1-2 BB			0-3 K		2-2 G5-3		1-1 G5-3		3 0 0 0 1 1 1										
Chris Woodward, R OBP: 0.339, SLG: 0.421	1-0 1-2 2-H 1B		0-1 L4		2-3 K			2-3 K		4 0 1 0 0 2 1										
Mike Bordick, R OBP: 0.308, SLG: 0.403		2-1 HR		3-2 L9		1-1 1B		2-1 G1-3		4 1 2 1 0 0 0										
32 Roy Halladay, R OBP: 0.111, SLG: 0.111 Cliff Politte, R (9, 1)		0-0 G5-3			1-3 K		2-2 G5-3		0-0 L8	4 0 0 0 0 1 1 0 0 0 0 0 0 0										
Inning Stats	R: 2 E: 0 K: 1 S: 10	H: 3 LOB: 2 BB: 1 P: 23	R: 1 E: 0 K: 0 S: 7	H: 2 LOB: 0 BB: 0 P: 9	R: 0 E: 0 K: 1 S: 8	H: 0 LOB: 0 BB: 0 P: 12	R: 0 E: 0 K: 1 S: 8	H: 0 LOB: 0 BB: 0 P: 11	R: 1 E: 1 K: 2 S: 15	H: 3 LOB: 2 BB: 0 P: 21		R: 0 E: 0 K: 0 S: 4	H: 0 LOB: 0 BB: 0 P: 8	R: 0 E: 0 K: 2 S: 10	H: 1 LOB: 1 BB: 0 P: 16	R: 0 E: 0 K: 1 S: 9	H: 1 LOB: 1 BB: 0 P: 15	1B: 9 2B: 0 3B: 0 HR: 2	SF: 0 SAC: 0 DP: 1 HBP: 1	WP: 0 PB: 0 SB: 0 CS: 0
PITCHER	IP WLS BF H R ER SO BB IBB HBP BLK WP HR S P ERA WHIP											IP WLS BF H R ER SO BB IBB HBP BLK WP HR S P ERA WHIP								
Livan Hernandez, R ERA: 4.03	(1, 1) 6.0 L 27 9 4 4 6 1 0 1 0 0 2 60 95 6.00 1.667																			
Joey Eischen, L ERA: 2.94	(7, 1) 1.2 6 1 0 0 1 0 0 0 0 0 0 10 18 0.00 0.600																			
52 T.J. Tucker, R ERA: 5.13	(8, 1) 1.1 5 1 0 0 2 0 0 0 0 0 0 13 21 0.00 0.750																			

AB	36
R	4
H	11
RBI	4
BB	1
SO	9
LOB	9



Batter	1	2	3	4	5	6	7	8	9	AB R H RBI BB SO LOB	BOTTOM											
Endy Chavez, L OBP: 0.286, SLG: 0.363	0-1 F7		1-1 G4-3			1-1 B5-3			3-2 E SF9 1B	4 1 1 0 0 0 0	Toronto Blue Jays @ Montreal Expos Olympic Stadium, Montreal, QB Sun Jun 22 2003, 1:05 PM EDT Att: 15,508 - Dome - 72 F											
Jamey Carroll, R OBP: 0.326, SLG: 0.413	1-2 E5 2B 1B		2-3 K			0-1 3B			2-2 SAFE 1B	4 1 2 0 0 1 1												
Orlando Cabrera, R OBP: 0.371, SLG: 0.496	0-1 G3-1 2-H 2B			2-1 G6-3		1-2 F7			0-0 SF9	3 0 1 2 0 0 1												
Brad Wilkerson, L OBP: 0.413, SLG: 0.505	1-1 G3-1			0-2 G4-3			0-2 G1-3		1-1 F9	4 0 0 0 0 0 2												
Edwards Guzman, L OBP: 0.368, SLG: 0.351	1-1 G4-3			0-3 K			0-3 K		1-1 1B	4 0 1 0 0 2 1												
Ronald Calloway, L OBP: 0.296, SLG: 0.420 52 T.J. Tucker, R OBP: 0.143, SLG: 0.143 Wil Cordero, R OBP: 0.330, SLG: 0.396		0-0 G4-3			0-1 G4-3		1-1 CS HBP		1-2 P3	2 0 0 0 0 0 0 0 0 0 0 0 0 0 1 0 0 0 0 0 2												
Henry Mateo, S OBP: 0.304, SLG: 0.293		1-3 K			0-1 G3		1-0 CS		0-2 F8	3 0 0 0 0 1 0												
Brian Schneider, L OBP: 0.345, SLG: 0.437		1-2 L4			0-1 G6-3			2-3 K		3 0 0 0 0 1 0												
Livan Hernandez, R OBP: 0.167, SLG: 0.167 Jose Macias, S OBP: 0.326, SLG: 0.419 Joey Eischen, L Joe Vitello, R			0-3 K			0-1 L1		0-1 G6-3		1 0 0 0 0 1 0 1 0 0 0 0 0 0 0 0 0 0 0 0 0 1 0 0 0 0 0 0												
Inning Stats	R: 1 E: 1 K: 0 S: 11	H: 2 LOB: 1 BB: 0 P: 14	R: 0 E: 0 K: 1 S: 9	H: 0 LOB: 0 BB: 0 P: 11	R: 0 E: 0 K: 2 S: 10	H: 0 LOB: 0 BB: 0 P: 13	R: 0 E: 0 K: 1 S: 9	H: 0 LOB: 0 BB: 0 P: 11	R: 0 E: 0 K: 0 S: 6	H: 0 LOB: 0 BB: 0 P: 6		R: 0 E: 0 K: 0 S: 9	H: 1 LOB: 1 BB: 0 P: 11	R: 0 E: 0 K: 1 S: 8	H: 0 LOB: 0 BB: 0 P: 10	R: 0 E: 0 K: 1 S: 9	H: 0 LOB: 0 BB: 0 P: 11	R: 1 E: 1 K: 0 S: 15	H: 2 LOB: 2 BB: 0 P: 23	1B: 3 2B: 1 3B: 1 HR: 0	SF: 1 SAC: 0 DP: 0 HBP: 1	WP: 0 PB: 0 SB: 0 CS: 1
PITCHER	IP WLS BF H R ER SO BB IBB HBP BLK WP HR S P ERA WHIP											IP WLS BF H R ER SO BB IBB HBP BLK WP HR S P ERA WHIP										
32 Roy Halladay, R ERA: 3.57 Cliff Politte, R ERA: 6.25	(1, 1) 8.0 W 29 4 2 0 6 0 0 1 0 0 0 78 99 0.00 0.500																					
	(9, 1) 1.0 S 4 1 0 0 0 0 0 0 0 0 0 8 11 0.00 1.000																					

AB	31
R	2
H	5
RBI	2
BB	0
SO	6
LOB	7



Batter	1	2	3	4	5	6	7	8	9	AB	R	H	RBI	BB	SO	LOB	TOP											
1 Brian Roberts, S OBP: 0.350, SLG: 0.423 (1,4)	G6-3	G4-3						G1-3	G6-4-3	4	0	1	0	1	0	1	Baltimore Orioles @ Toronto Blue Jays SkyDome, Toronto, ON Mon Jun 23 2003, 7:05 PM EDT Att: 17,555 - Sunny - 86 F											
Luis Matos, R OBP: 0.394, SLG: 0.553 (1,8)	G6-3		G6-3		P4			HR	G6-4-3	5	1	1	1	0	0	3												
David Segui, S OBP: 0.352, SLG: 0.376 (1,3)			P4		F8			K		4	0	1	0	0	1	1												
Jeff Conine, R OBP: 0.334, SLG: 0.443 (1,7)	K		P3			P4		1B	1B	4	1	1	0	0	1	1												
B.J. Surhoff, L OBP: 0.376, SLG: 0.442 (1,9)					G5-3	L3		1B	1B	3	1	2	0	1	0	0												
Tony Batista, R OBP: 0.297, SLG: 0.433 (1,5)		HR	K			K		1B	1B	4	1	2	3	0	2	1												
53 Carlos Mendez, R OBP: 0.308, SLG: 0.462 (1,10)		G3-1						K	FC4-6	4	0	1	0	0	1	2												
Deivi Cruz, R OBP: 0.270, SLG: 0.411 (1,6)			F9							2	0	0	0	0	0	2												
Jose Morban, S OBP: 0.214, SLG: 0.333 (6,6)			G5-3					K		2	0	0	0	0	2	0												
Brook Fordyce, R OBP: 0.314, SLG: 0.345 (1,2)					F8			P4	1B	4	0	2	0	0	0	0												
Inning Stats	R: 0 E: 0 K: 1 S: 12	H: 1 LOB: 0 BB: 0 P: 20	R: 2 E: 0 K: 0 S: 12	H: 2 LOB: 1 BB: 22 P: 22	R: 0 E: 0 K: 0 S: 5	H: 0 LOB: 0 BB: 0 P: 8	R: 0 E: 0 K: 1 S: 10	H: 2 LOB: 1 BB: 0 P: 16	R: 0 E: 0 K: 0 S: 4	H: 0 LOB: 0 BB: 0 P: 9	R: 0 E: 0 K: 2 S: 6	H: 0 LOB: 0 BB: 0 P: 11	R: 0 E: 0 K: 1 S: 8	H: 0 LOB: 0 BB: 0 P: 11	R: 2 E: 0 K: 1 S: 17	H: 4 LOB: 2 BB: 0 P: 24	R: 0 E: 0 K: 1 S: 10	H: 2 LOB: 1 BB: 0 P: 16	1B: 9 2B: 0 3B: 0 HR: 2	SF: 0 SAC: 0 DP: 2 HBP: 0	WP: 0 PB: 0 SB: 0 CS: 0	PA: 38						
PITCHER	IP	WLS	BF	H	R	ER	SO	BB	IBB	HBP	BLK	WP	HR	S	P	ERA	WHIP											
Doug Davis, L ERA: 5.21 (1,1)	6.0	W	24	5	2	2	3	2	0	0	0	0	0	1	49	84	3.00	1.167										
Scott Service, R ERA: 5.31 (7,1)	1.0		3	0	0	0	2	0	0	0	0	0	0	0	8	11	0.00	0.000										
Tanyon Sturtze, R ERA: 5.88 (8,1)	1.0		7	4	2	2	1	0	0	0	0	0	1	17	24	18.00	4.000											
Juan Acevedo, R ERA: 7.43 (9,1)	1.0		4	2	0	0	1	0	0	0	0	0	0	10	16	0.00	2.000											

Batter	1	2	3	4	5	6	7	8	9	AB	R	H	RBI	BB	SO	LOB	BOTTOM											
Shannon Stewart, R OBP: 0.358, SLG: 0.456 (1,7)	HR	F8	10 BB 3 HBP 1B	L5		FC5-2 10 BB 3 HBP 1B		G1-4-3		6	2	3	1	0	0	1	Baltimore Orioles @ Toronto Blue Jays SkyDome, Toronto, ON Mon Jun 23 2003, 7:05 PM EDT Att: 17,555 - Sunny - 86 F											
3 Read Johnson, R OBP: 0.393, SLG: 0.542 (1,9) (8,8)	G5-3	2B	10 BB 1B		1B	FC5-2 10 BB 1B		2B		5	3	4	2	0	0	0												
10 Vernon Wells, R OBP: 0.353, SLG: 0.575 (1,8)	1B	P3	1B		P5	FC5-2 1B		F9		4	2	1	1	1	0	6												
Orlando Hudson, S OBP: 0.347, SLG: 0.430 (8,4)	1B		1B			FC5-2 1B				1	0	0	0	0	0	1												
Carlos Delgado, L OBP: 0.436, SLG: 0.634 (1,3)	2B	2B	FC4-6 1B		1B	K				4	1	3	4	1	1	3												
Howie Clark, L OBP: 0.500, SLG: 0.543 (8,3)	2B	2B	FC4-6 1B		1B	K				0	0	0	0	0	0	0												
Tom Wilson, R OBP: 0.372, SLG: 0.486 (1,2)	1B	G6-3	FC4-6 1B		1B	K				5	0	3	3	0	1	4												
Josh Phelps, R OBP: 0.357, SLG: 0.453 (1,10)	P3		HR		K			G5-3		5	1	1	1	0	1	6												
Mike Bordick, R OBP: 0.312, SLG: 0.419 (1,5)	2B				K			F9		5	1	2	1	0	1	4												
Chris Woodward, R OBP: 0.336, SLG: 0.416 (1,6)	L5		F8		K			G5-3		5	1	1	0	0	1	3												
Dave Berg, R OBP: 0.320, SLG: 0.433 (8,9)		2B	E6 3 HBP 10 BB 1B		G4-3			K		5	2	2	0	0	1	1												
Inning Stats	R: 3 E: 0 K: 0 S: 19	H: 4 LOB: 2 BB: 1 P: 31	R: 2 E: 0 K: 0 S: 13	H: 3 LOB: 1 BB: 0 P: 22	R: 0 E: 0 K: 1 S: 8	H: 0 LOB: 0 BB: 0 P: 11	R: 1 E: 0 K: 2 S: 15	H: 3 LOB: 2 BB: 0 P: 19	R: 1 E: 0 K: 2 S: 18	H: 4 LOB: 3 BB: 0 P: 24	R: 0 E: 0 K: 0 S: 10	H: 0 LOB: 0 BB: 0 P: 15	R: 0 E: 0 K: 1 S: 8	H: 1 LOB: 1 BB: 0 P: 14	R: 0 E: 0 K: 1 S: 10	H: 0 LOB: 0 BB: 0 P: 16	1B: 13 2B: 5 3B: 0 HR: 2	SF: 0 SAC: 0 DP: 0 HBP: 1	WP: 0 PB: 0 SB: 0 CS: 0	PA: 48								
PITCHER	IP	WLS	BF	H	R	ER	SO	BB	IBB	HBP	BLK	WP	HR	S	P	ERA	WHIP											
Omar Daal, L ERA: 5.75 (1,1)	2.1	L	19	10	9	9	0	1	0	0	0	0	0	2	41	66	34.71	4.714										
Travis Dinkell, R ERA: 5.97 (3,1)	2.2		15	5	3	2	3	1	0	1	0	0	0	36	53	6.75	2.250											
B.J. Ryan, L ERA: 6.53 (6,1)	1.0		7	4	1	1	2	0	0	0	0	0	0	18	24	9.00	4.000											
Kerry Ligtenberg, R ERA: 3.14 (7,1)	1.0		3	0	0	0	0	0	0	0	0	0	0	10	15	0.00	0.000											
Buddy Groom, L ERA: 5.1 (8,1)	1.0		4	1	0	0	1	0	0	0	0	0	0	8	14	0.00	1.000											

AB 36
R 4
H 11
RBI 4
BB 2
SO 7
LOB 11



Batter	1	2	3	4	5	6	7	8	9	AB	R	H	RBI	BB	SO	LOB	TOP					
1 Brian Roberts, S OBP: 0.338, SLG: 0.406	F7		F8		F7		G3		F8	5	0	0	0	0	0	2						
Luis Matos, R OBP: 0.386, SLG: 0.546	F7			K		31 2B	G5-3		F9	5	1	1	0	0	1	0						
B.J. Surhoff, L OBP: 0.379, SLG: 0.439	F8			HR		P4				3	1	1	0	1	0	1						
Jeff Conine, R OBP: 0.336, SLG: 0.452		F9		HR		31 2B	F9			3	2	1	2	0	0	1						
31 Jay Gibbons, L OBP: 0.352, SLG: 0.495	K			K		HR			G1-3	4	1	1	2	0	2	0						
Tony Batista, R OBP: 0.297, SLG: 0.441	K			P6		HR			K	4	1	1	2	0	2	0						
David Segui, S OBP: 0.355, SLG: 0.381			G3		K	F8				3	0	1	0	1	1	0						
Deivi Cruz, R OBP: 0.269, SLG: 0.413					F9	F8			P5	4	0	1	0	0	0	2						
Brook Fordyce, R OBP: 0.311, SLG: 0.342			P3			F8			K2-3	4	0	1	0	0	1	2						
Inning Stats	R: 0 E: 0 K: 0 S: 8	H: 0 LOB: 0 BB: 0 P: 15	R: 0 E: 0 K: 2 S: 10	H: 0 LOB: 0 BB: 0 P: 13	R: 0 E: 0 K: 0 S: 15	H: 1 LOB: 1 BB: 0 P: 19	R: 2 E: 0 K: 2 S: 14	H: 1 LOB: 0 BB: 1 P: 22	R: 0 E: 0 K: 1 S: 12	H: 1 LOB: 1 BB: 0 P: 16	R: 4 E: 0 K: 0 S: 16	H: 4 LOB: 1 BB: 0 P: 21	R: 0 E: 0 K: 1 S: 12	H: 1 LOB: 1 BB: 0 P: 17	R: 0 E: 0 K: 1 S: 6	H: 0 LOB: 1 BB: 1 P: 16	R: 0 E: 0 K: 1 S: 6	H: 0 LOB: 0 BB: 0 P: 10	1B: 2 2B: 4 3B: 0 HR: 2	SF: 0 SAC: 0 DP: 0 HBP: 1	WP: 0 PB: 0 SB: 0 CS: 0	PA: 38
PITCHER	IP	WLS	BF	H	R	ER	SO	BB	IBB	HBP	BLK	WP	HR	S	P	ERA	WHIP					
Kelvim Escobar, R ERA: 4.31	5.1	L	24	6	6	6	5	1	0	1	0	0	2	69	98	10.12	1.312					
Jeff Tam, R ERA: 5.94	1.2		7	2	0	0	0	0	0	0	0	0	0	18	25	0.00	1.200					
Tanyon Sturtze, R ERA: 5.79	1.0		4	0	0	0	1	1	0	0	0	0	0	6	16	0.00	1.000					
Scott Service, R ERA: 5.06	1.0		3	0	0	0	1	0	0	0	0	0	0	6	10	0.00	0.000					

Baltimore Orioles @ Toronto Blue Jays
SkyDome, Toronto, ON
Tue Jun 24 2003, 7:05 PM EDT
Att: 17,425 - Sunny - 81 F

AB 35
R 6
H 8
RBI 6
BB 2
SO 7
LOB 8



Batter	1	2	3	4	5	6	7	8	9	AB	R	H	RBI	BB	SO	LOB	BOTTOM					
Shannon Stewart, R OBP: 0.359, SLG: 0.452	G6-3	F9		F9						4	0	1	0	1	0	2						
Frank Catalanotto, L OBP: 0.354, SLG: 0.496	G4-3		F8		F8		G1		F7	5	1	2	0	0	0	2						
10 Vernon Wells, R OBP: 0.351, SLG: 0.572	G4-3		F8		G5-3		G5		K	5	0	1	0	0	1	2						
Carlos Delgado, L OBP: 0.441, SLG: 0.645					K		G5			3	2	2	1	1	1	0						
Greg Myers, L OBP: 0.441, SLG: 0.577	K		F8				G5		G4-3	4	0	0	0	1	1	6						
3 Reed Johnson, R OBP: 0.396, SLG: 0.540			G6-3		F9		P3			4	1	2	1	0	0	3						
Orlando Hudson, S OBP: 0.346, SLG: 0.436	F7				G1-3		G6-3			4	0	1	2	0	0	3						
Howie Clark, L OBP: 0.488, SLG: 0.514										2	0	0	0	1	0	2						
Dave Berg, R OBP: 0.317, SLG: 0.429	G6-3		F7						K	1	0	0	0	0	1	0						
Mike Bordick, R OBP: 0.310, SLG: 0.409					F7		F8		F8	3	0	0	0	1	0	1						
Inning Stats	R: 0 E: 0 K: 1 S: 7	H: 1 LOB: 2 BB: 1 P: 15	R: 0 E: 0 K: 0 S: 14	H: 1 LOB: 2 BB: 1 P: 24	R: 3 E: 0 K: 0 S: 15	H: 4 LOB: 1 BB: 0 P: 22	R: 0 E: 0 K: 0 S: 10	H: 0 LOB: 0 BB: 0 P: 16	R: 0 E: 0 K: 1 S: 8	H: 0 LOB: 1 BB: 1 P: 18	R: 0 E: 0 K: 0 S: 18	H: 0 LOB: 2 BB: 2 P: 28	R: 0 E: 0 K: 0 S: 10	H: 1 LOB: 2 BB: 0 P: 19	R: 0 E: 0 K: 1 S: 8	H: 1 LOB: 1 BB: 0 P: 10	R: 1 E: 0 K: 1 S: 13	H: 1 LOB: 0 BB: 0 P: 17	1B: 5 2B: 2 3B: 1 HR: 1	SF: 0 SAC: 0 DP: 0 HBP: 1	WP: 0 PB: 0 SB: 0 CS: 0	PA: 41
PITCHER	IP	WLS	BF	H	R	ER	SO	BB	IBB	HBP	BLK	WP	HR	S	P	ERA	WHIP					
Rick Helling, R ERA: 5.74	5.2	W	28	6	3	3	2	5	0	0	0	0	0	70	120	4.76	1.941					
B.J. Ryan, L ERA: 6.43	0.1	H	1	0	0	0	0	0	0	0	0	0	0	2	3	0.00	0.000					
Buddy Groom, L ERA: 5.93	1.0	H	5	1	0	0	0	0	0	1	0	0	0	10	19	0.00	1.000					
Kerry Ligtenberg, R ERA: 3.03	1.0	H	3	1	0	0	1	0	0	0	0	0	0	8	10	0.00	1.000					
Jorge Julio, R ERA: 4.45	1.0	S	4	1	1	1	1	0	0	0	0	0	1	13	17	9.00	1.000					

Baltimore Orioles @ Toronto Blue Jays
SkyDome, Toronto, ON
Tue Jun 24 2003, 7:05 PM EDT
Att: 17,425 - Sunny - 81 F

AB 35
R 4
H 9
RBI 4
BB 5
SO 4
LOB 21



Batter	1	2	3	4	5	6	7	8	9	AB	R	H	RBI	BB	SO	LOB	TOP							
1 Brian Roberts, S OBP: 0.347, SLG: 0.409										4	0	2	0	1	1	1								
Luis Matos, R OBP: 0.378, SLG: 0.527										4	2	0	0	1	1	2								
6 Melvin Mora, R OBP: 0.467, SLG: 0.601										5	3	3	1	0	1	3								
Jeff Conine, R OBP: 0.337, SLG: 0.455										5	2	2	1	0	0	3								
31 Jay Gibbons, L OBP: 0.356, SLG: 0.500										5	1	3	3	0	1	1								
Tony Batista, R OBP: 0.295, SLG: 0.437										5	1	1	1	0	1	3								
B.J. Surhoff, L OBP: 0.376, SLG: 0.434										4	0	1	0	0	0	0								
Deivi Cruz, R OBP: 0.269, SLG: 0.410										4	0	1	2	0	0	0								
Brook Fordyce, R OBP: 0.302, SLG: 0.331										4	0	0	0	0	1	2								
Inning Stats	R: 1 E: 0 K: 1 S: 15	H: 2 LOB: 2 BB: 1 P: 26	R: 0 E: 0 K: 1 S: 10	H: 0 LOB: 0 BB: 0 P: 12	R: 2 E: 0 K: 1 S: 13	H: 3 LOB: 1 BB: 0 P: 16	R: 0 E: 1 K: 0 S: 7	H: 0 LOB: 1 BB: 0 P: 10	R: 4 E: 1 K: 1 S: 20	H: 5 LOB: 1 BB: 0 P: 29	R: 1 E: 0 K: 1 S: 8	H: 2 LOB: 1 BB: 1 P: 15	R: 0 E: 0 K: 0 S: 5	H: 0 LOB: 0 BB: 0 P: 11	R: 0 E: 1 K: 1 S: 7	H: 0 LOB: 0 BB: 0 P: 10	R: 1 E: 0 K: 0 S: 12	H: 1 LOB: 0 BB: 0 P: 16	1B: 9 2B: 3 3B: 0 HR: 1	SF: 0 SAC: 0 DP: 2 HBP: 0	WP: 0 PB: 1 SB: 3 CS: 0	PA: 42		
PITCHER	IP: 4.1 WLS: L BF: 24 ERA: 5.12	WLS: L BF: 24 ERA: 5.12	H: 8 R: 7 ER: 6 SO: 4	H: 7 R: 7 ER: 6 SO: 4	H: 8 R: 7 ER: 6 SO: 4	H: 7 R: 7 ER: 6 SO: 4	BB: 1 IBB: 0 HBP: 0 BLK: 0	BB: 0 IBB: 0 HBP: 0 BLK: 0	WP: 0 HR: 0 S: 61 P: 87	ERA: 12.46 WHIP: 2.077	PITCHER	IP: 1.0 WLS: L BF: 4 ERA: 6.34	WLS: L BF: 4 ERA: 6.34	H: 1 R: 1 ER: 1 SO: 0	H: 1 R: 1 ER: 1 SO: 0	BB: 0 IBB: 0 HBP: 0 BLK: 0	BB: 0 IBB: 0 HBP: 0 BLK: 0	WP: 0 HR: 1 S: 12 P: 16	ERA: 9.00 WHIP: 1.000					
Cory Lidle, R ERA: 5.12																								
Jeff Tam, R ERA: 5.84																								
Juan Acevedo, R ERA: 7.24																								
Trever Miller, L ERA: 4.56																								
Aquilino Lopez, R ERA: 5.79																								

Baltimore Orioles @ Toronto Blue Jays
SkyDome, Toronto, ON
Wed Jun 25 2003, 7:05 PM EDT
Att: 37,248 - Sunny - 91 F

AB 40
R 9
H 13
RBI 8
BB 2
SO 6
LOB 15



Batter	1	2	3	4	5	6	7	8	9	AB	R	H	RBI	BB	SO	LOB	BOTTOM							
Shannon Stewart, R OBP: 0.365, SLG: 0.466										4	1	3	1	0	0	0								
Frank Catalanotto, L OBP: 0.353, SLG: 0.493										4	0	1	1	0	0	2								
10 Vernon Wells, R OBP: 0.350, SLG: 0.588										4	0	1	0	0	0	2								
Carlos Delgado, L OBP: 0.436, SLG: 0.636										4	0	0	0	0	1	1								
Greg Myers, L OBP: 0.438, SLG: 0.569										4	0	1	0	0	1	1								
Josh Phelps, R OBP: 0.356, SLG: 0.449										4	0	1	0	0	1	1								
Orlando Hudson, S OBP: 0.352, SLG: 0.445										4	1	3	0	0	1	1								
Howie Clark, L OBP: 0.444, SLG: 0.463										4	0	0	0	0	4									
Chris Woodward, R OBP: 0.331, SLG: 0.408										4	0	0	0	0	1	2								
Inning Stats	R: 0 E: 0 K: 0 S: 6	H: 1 LOB: 0 BB: 0 P: 8	R: 0 E: 0 K: 0 S: 15	H: 2 LOB: 2 BB: 0 P: 19	R: 0 E: 0 K: 1 S: 12	H: 1 LOB: 1 BB: 0 P: 19	R: 0 E: 0 K: 0 S: 4	H: 0 LOB: 0 BB: 0 P: 9	R: 2 E: 0 K: 0 S: 10	H: 3 LOB: 1 BB: 0 P: 18	R: 0 E: 0 K: 1 S: 8	H: 1 LOB: 1 BB: 0 P: 9	R: 0 E: 0 K: 2 S: 9	H: 0 LOB: 0 BB: 0 P: 10	R: 0 E: 0 K: 2 S: 9	H: 1 LOB: 1 BB: 0 P: 13	R: 0 E: 0 K: 1 S: 8	H: 1 LOB: 1 BB: 0 P: 13	1B: 7 2B: 3 3B: 0 HR: 0	SF: 0 SAC: 0 DP: 1 HBP: 0	WP: 0 PB: 0 SB: 0 CS: 0	PA: 36		
PITCHER	IP: 9.0 WLS: W BF: 36 ERA: 3.76	WLS: W BF: 36 ERA: 3.76	H: 10 R: 2 ER: 2 SO: 5	H: 2 R: 2 ER: 2 SO: 5	H: 10 R: 2 ER: 2 SO: 5	H: 2 R: 2 ER: 2 SO: 5	BB: 0 IBB: 0 HBP: 0 BLK: 0	BB: 0 IBB: 0 HBP: 0 BLK: 0	WP: 0 HR: 0 S: 80 P: 118	ERA: 2.00 WHIP: 1.111	PITCHER	IP: 1.0 WLS: L BF: 4 ERA: 6.34	WLS: L BF: 4 ERA: 6.34	H: 1 R: 1 ER: 1 SO: 0	H: 1 R: 1 ER: 1 SO: 0	BB: 0 IBB: 0 HBP: 0 BLK: 0	BB: 0 IBB: 0 HBP: 0 BLK: 0	WP: 0 HR: 0 S: 12 P: 16	ERA: 9.00 WHIP: 1.000					
Sidney Ponson, R ERA: 3.76																								

Baltimore Orioles @ Toronto Blue Jays
SkyDome, Toronto, ON
Wed Jun 25 2003, 7:05 PM EDT
Att: 37,248 - Sunny - 91 F

AB 36
R 2
H 10
RBI 2
BB 0
SO 5
LOB 14



Batter	1	2	3	4	5	6	7	8	9	AB	R	H	RBI	BB	SO	LOB	TOP								
1 Brian Roberts, S OBP: 0.342, SLG: 0.401 (1, 4)										5	1	1	1	0	0	4	Baltimore Orioles @ Toronto Blue Jays SkyDome, Toronto, ON Thu Jun 26 2003, 7:05 PM EDT Att: 19,098 - Dome - 72 F								
Luis Matos, R OBP: 0.387, SLG: 0.530 (1, 8)										5	2	3	1	0	1	1									
6 Melvin Mora, R OBP: 0.473, SLG: 0.606 (1, 7)										3	1	2	3	2	0	1									
Jeff Conine, R OBP: 0.332, SLG: 0.449 (1, 3)										4	0	0	1	0	1	3									
31 Jav Gibbons, L OBP: 0.350, SLG: 0.491 (1, 9)										5	0	0	0	0	2	5									
Tony Batista, R OBP: 0.294, SLG: 0.445 (1, 5)										4	1	1	1	0	0	2									
53 Carlos Mendez, R OBP: 0.313, SLG: 0.438 (1, 10)										3	2	1	0	0	0	0									
B.J. Surhoff, L OBP: 0.380, SLG: 0.438 (8, PH)										1	0	1	0	0	0	0									
Deivi Cruz, R OBP: 0.269, SLG: 0.407 (1, 6)										4	1	1	0	0	0	2									
Brook Fordyce, R OBP: 0.302, SLG: 0.331 (1, 2)										3	0	1	0	0	0	2									
David Segui, S OBP: 0.353, SLG: 0.379 (8, PH)										1	0	0	0	0	0	1									
Gerónimo Gil, R OBP: 0.312, SLG: 0.336 (8, 2)										0	0	0	0	0	0	0									
Inning Stats	R: 2 E: 0 K: 0 S: 14	H: 3 LOB: 1 BB: 0 P: 20	R: 4 E: 2 K: 1 S: 24	H: 3 LOB: 1 BB: 0 P: 33	R: 2 E: 0 K: 0 S: 12	H: 3 LOB: 1 BB: 0 P: 18	R: 0 E: 0 K: 1 S: 7	H: 0 LOB: 1 BB: 1 P: 15	R: 0 E: 0 K: 0 S: 5	H: 0 LOB: 0 BB: 0 P: 6	R: 0 E: 0 K: 1 S: 8	H: 0 LOB: 0 BB: 0 P: 11	R: 0 E: 0 K: 1 S: 12	H: 0 LOB: 1 BB: 1 P: 19	R: 0 E: 0 K: 0 S: 14	H: 1 LOB: 1 BB: 0 P: 17	R: 0 E: 0 K: 0 S: 8	H: 1 LOB: 1 BB: 0 P: 9	1B: 9 2B: 1 3B: 0 HR: 1	SF: 1 SAC: 0 DP: 0 HBP: 0	WP: 0 PB: 1 SB: 2 CS: 0	PA: 41			
PITCHER	IP	WLS	BF	H	R	ER	SO	BB	IBB	HBP	BLK	WP	HR	S	P	ERA	WHIP								
Mark Hendrickson, L ERA: 5.71 (1, 1)	2.0		16	8	8	4	1	0	0	0	0	0	1	41	56	18.00	4.000								
Tanyon Sturtze, R ERA: 5.43 (3, 1)	4.0	W	14	1	0	0	2	1	0	0	0	0	0	29	47	0.00	0.500								
Jeff Tam, R ERA: 5.75 (7, 1)	0.1	H	2	0	0	0	0	1	0	0	0	0	0	6	12	0.00	3.000								
Trevor Miller, L ERA: 4.44 (7, 1)	0.2	H	2	0	0	0	1	0	0	0	0	0	0	6	7	0.00	0.000								
Aquilino Lopez, R ERA: 3.81 (8, 1)	2.0	S	8	2	0	0	0	0	0	0	0	0	0	22	26	0.00	1.000								

AB	38
R	8
H	11
RBI	7
BB	2
SO	4
LOB	21



Batter	1	2	3	4	5	6	7	8	9	AB	R	H	RBI	BB	SO	LOB	BOTTOM								
Shannon Stewart, R OBP: 0.362, SLG: 0.466 (1, 7)										4	1	1	1	0	1	2	Baltimore Orioles @ Toronto Blue Jays SkyDome, Toronto, ON Thu Jun 26 2003, 7:05 PM EDT Att: 19,098 - Dome - 72 F								
Frank Catalanotto, L OBP: 0.354, SLG: 0.493 (1, 10)										4	1	2	1	0	0	0									
Mike Bordick, R OBP: 0.308, SLG: 0.406 (8, PH)										1	0	0	0	0	1	0									
10 Vernon Wells, R OBP: 0.353, SLG: 0.571 (1, 8)										5	3	3	2	0	0	1									
Carlos Delgado, L OBP: 0.436, SLG: 0.655 (1, 3)										4	2	2	5	0	0	0									
Tom Wilson, R OBP: 0.391, SLG: 0.521 (1, 2)										4	2	4	1	1	0	0									
Eric Hinske, L OBP: 0.313, SLG: 0.375 (1, 5)										5	1	0	0	0	2	4									
Orlando Hudson, S OBP: 0.353, SLG: 0.440 (1, 4)										3	1	0	0	1	0	1									
3 Reed Johnson, R OBP: 0.392, SLG: 0.539 (1, 9)										4	1	1	2	0	1	2									
Chris Woodward, R OBP: 0.333, SLG: 0.414 (1, 6)										4	1	2	1	0	1	1									
Inning Stats	R: 5 E: 1 K: 0 S: 22	H: 4 LOB: 1 BB: 1 P: 34	R: 2 E: 0 K: 1 S: 16	H: 3 LOB: 2 BB: 1 P: 29	R: 0 E: 0 K: 2 S: 10	H: 0 LOB: 0 BB: 0 P: 13	R: 0 E: 0 K: 1 S: 9	H: 1 LOB: 1 BB: 0 P: 16	R: 2 E: 0 K: 0 S: 14	H: 2 LOB: 1 BB: 0 P: 20	R: 0 E: 0 K: 1 S: 12	H: 1 LOB: 0 BB: 0 P: 20	R: 0 E: 0 K: 0 S: 6	H: 1 LOB: 0 BB: 0 P: 7	R: 3 E: 0 K: 1 S: 10	H: 3 LOB: 0 BB: 0 P: 13	1B: 8 2B: 4 3B: 0 HR: 3	SF: 2 SAC: 0 DP: 1 HBP: 1	WP: 0 PB: 0 SB: 0 CS: 0	PA: 43					
PITCHER	IP	WLS	BF	H	R	ER	SO	BB	IBB	HBP	BLK	WP	HR	S	P	ERA	WHIP								
Rodrigo Lopez, R ERA: 7.63 (1, 1)	1.2		16	7	8	6	0	2	0	0	0	0	0	35	59	32.40	5.400								
Travis Driskill, R ERA: 5.11 (2, 1)	5.1	L	21	5	2	0	5	0	0	0	0	0	0	54	80	0.00	0.938								
Buddy Groom, L ERA: 6.75 (8, 1)	1.0		6	3	3	3	1	0	0	0	0	0	2	10	13	27.00	3.000								



Batter	1	2	3	4	5	6	7	8	9	AB R H RBI BB SO LOB	TOP												
Endy Chavez, L OBP: 0.289, SLG: 0.366	0-1 1B	4-1 BB		0-0 1B		1-1 F7			1-1 E4	4 1 2 0 1 0 0	Montreal Expos @ Toronto Blue Jays SkyDome, Toronto, ON Fri Jun 27 2003, 7:05 PM EDT Att: 24,024 - Sunny - 79 F												
Edwards Guzman, L OBP: 0.333, SLG: 0.377	1-2 1B	0-2 L3		1-3 K			1-2 G4-3		1-1 1B	5 1 2 0 0 1 3													
Orlando Cabrera, R OBP: 0.367, SLG: 0.495	0-1 1B		0-2 P2	0-0 F8			0-1 P4		2-1 L7	5 0 1 1 0 0 2													
Jose Vidro, S OBP: 0.414, SLG: 0.489	0-2 G5-3		0-0 1B	1-0 L3			2-2 G6-3			4 1 1 1 0 0 2													
Brad Wilkerson, L OBP: 0.415, SLG: 0.525	4-2 BB		1-1 HR	3-2 F9				2-3 K		3 1 1 1 1 1 0													
Wil Cordero, R OBP: 0.333, SLG: 0.413	2-0 L7		3-2 HR	0-0 L7				1-1 G4-3		4 1 2 2 0 0 2													
Jose Macias, S OBP: 0.312, SLG: 0.400	1-3 K		0-0 G4-3	1-0 F7				0-0 G4-3		4 0 0 0 0 1 3													
Brian Schneider, L OBP: 0.360, SLG: 0.453	0-1 F8		0-1 2B	0-0 G1-3				1-3 K		4 0 1 0 0 1 1													
Jamey Carroll, R OBP: 0.319, SLG: 0.393	4-0 BB		1-1 G1-3	1-1 G4-3				2-2 G4-3		3 0 0 0 1 0 1													
Inning Stats	R: 2 E: 0 K: 1 S: 21	H: 3 LOB: 2 BB: 1 P: 29	R: 0 E: 0 K: 0 S: 6	H: 0 LOB: 1 BB: 2 P: 14	R: 3 E: 0 K: 0 S: 14	H: 4 LOB: 1 BB: 0 P: 19	R: 0 E: 0 K: 1 S: 7	H: 1 LOB: 1 BB: 0 P: 8	R: 0 E: 0 K: 0 S: 5	H: 0 LOB: 0 BB: 0 P: 9	R: 0 E: 0 K: 0 S: 5	H: 0 LOB: 0 BB: 0 P: 7	R: 0 E: 0 K: 0 S: 8	H: 0 LOB: 0 BB: 0 P: 11	R: 0 E: 0 K: 2 S: 13	H: 1 LOB: 1 BB: 0 P: 17	R: 0 E: 1 K: 0 S: 9	H: 1 LOB: 1 BB: 0 P: 15	1B: 5 2B: 5 3B: 0 HR: 1	SF: 0 SAC: 0 DP: 1 HBP: 0	WP: 0 PB: 0 SB: 2 CS: 0	PA: 39	
PITCHER	IP WLS BF H R ER SO BB IBB HBP BLK WP HR S P ERA WHIP											PITCHER	IP WLS BF H R ER SO BB IBB HBP BLK WP HR S P ERA WHIP										
32 Roy Halladay, R ERA: 3.7	(1, 1) 8.0 35 9 5 5 4 3 0 0 0 0 1 79 114 5.62 1.500																						
Trevor Miller, L ERA: 4.28	(9, 1) 1.0 4 1 0 0 0 0 0 0 0 0 0 9 15 0.00 1.000																						

AB	36
R	5
H	10
RBI	5
BB	3
SO	4
LOB	14



Batter	1	2	3	4	5	6	7	8	9	AB R H RBI BB SO LOB	BOTTOM												
Shannon Stewart, R OBP: 0.366, SLG: 0.479	3-2 BB	1-2 G6-3			1-0 G5-3		0-1 HR		4-2 BB	4 2 2 2 1 0 0	Montreal Expos @ Toronto Blue Jays SkyDome, Toronto, ON Fri Jun 27 2003, 7:05 PM EDT Att: 24,024 - Sunny - 79 F												
Frank Catalanotto, L OBP: 0.350, SLG: 0.466	1-2 F9		0-2 G1-3		0-1 G4-3		3-2 F8			4 0 0 0 0 0 1													
10 Vernon Wells, R OBP: 0.355, SLG: 0.579	1-1 BB		3-2 L5		0-0 HR			0-1 F8		4 1 2 1 0 0 0													
Carlos Delgado, L OBP: 0.433, SLG: 0.648	4-1 G5-3		0-2 F8		2-1 G6-3			2-0 F7		3 0 0 0 1 0 0													
Greg Myers, L OBP: 0.439, SLG: 0.565	4-2 BB			2-1 G3		3-2 G4-6-3		1-2 G3		3 0 1 1 1 0 0													
3 Reed Johnson, R OBP: 0.395, SLG: 0.550	1-2 G5-3			1-1 1B		1-2 G4-6-3			4-0 SH1-4	3 2 1 0 1 0 4													
Eric Hinske, L OBP: 0.323, SLG: 0.390		2-0 G4-3		0-0 1B		0-0 P6		3-1 BB	3-1 SH1-4	4 1 3 1 0 0 0													
Dave Berg, R OBP: 0.308, SLG: 0.416		3-2 G4-3		3-1 F9			0-3 K		1-0 SH1-4	3 0 0 0 0 1 2													
Chris Woodward, R OBP: 0.331, SLG: 0.410		3-2 G4-3		0-0 F9			0-1 F9		4-2 BB	2 0 0 1 0 0 1													
Mike Bordick, R OBP: 0.310, SLG: 0.403									1-2 BB	1 0 0 0 1 0 0													
Inning Stats	R: 1 E: 0 K: 0 S: 14	H: 2 LOB: 2 BB: 2 P: 29	R: 0 E: 0 K: 0 S: 13	H: 1 LOB: 0 BB: 0 P: 22	R: 0 E: 0 K: 0 S: 10	H: 0 LOB: 0 BB: 0 P: 13	R: 1 E: 0 K: 0 S: 8	H: 2 LOB: 1 BB: 0 P: 12	R: 1 E: 0 K: 0 S: 6	H: 1 LOB: 0 BB: 0 P: 9	R: 0 E: 0 K: 0 S: 7	H: 1 LOB: 0 BB: 0 P: 11	R: 1 E: 0 K: 1 S: 11	H: 1 LOB: 0 BB: 0 P: 14	R: 0 E: 0 K: 0 S: 6	H: 0 LOB: 0 BB: 0 P: 9	R: 1 E: 0 K: 0 S: 7	H: 1 LOB: 3 BB: 3 P: 23	1B: 5 2B: 1 3B: 1 HR: 2	SF: 0 SAC: 1 DP: 2 HBP: 0	WP: 0 PB: 0 SB: 0 CS: 0	PA: 37	
PITCHER	IP WLS BF H R ER SO BB IBB HBP BLK WP HR S P ERA WHIP											PITCHER	IP WLS BF H R ER SO BB IBB HBP BLK WP HR S P ERA WHIP										
Livan Hernandez, R ERA: 4.19	(1, 1) 7.0 29 8 5 5 1 2 0 0 0 0 2 69 110 6.43 1.429																						
Julio Manon, R ERA: 3.46	(8, 1) 1.1 8 1 1 1 0 3 0 0 0 0 0 13 32 6.75 3.000																						

AB	31
R	6
H	9
RBI	6
BB	5
SO	1
LOB	8



Batter	1	2	3	4	5	6	7	8	9	AB	R	H	RBI	BB	SO	LOB	TOP		
Endy Chavez, L (1, 8) OBP: 0.294, SLG: 0.367										4	1	2	1	1	1	0	Montreal Expos @ Toronto Blue Jays SkyDome, Toronto, ON Sat Jun 28 2003, 4:05 PM EDT Att: 33,334 - Sunny - 75 F		
Jamey Carroll, R (1, 5) OBP: 0.316, SLG: 0.386										4	0	1	0	0	1	2			
Jose Vidro, S (1, 4) OBP: 0.412, SLG: 0.485										4	0	1	0	0	1	2			
Orlando Cabrera, R (1, 6) OBP: 0.366, SLG: 0.495										4	1	1	0	0	1	2			
Wil Cordero, R (1, 3) OBP: 0.340, SLG: 0.422										3	1	2	1	1	0	0			
Brad Wilkerson, L (1, 9) OBP: 0.412, SLG: 0.518										3	0	0	0	1	0	2			
Joe Vitiello, R (1, 10) Edwards Guzman, L (5, FH) OBP: 0.321, SLG: 0.364										2	0	2	1	0	0	0			
Jose Macias, S (1, 7) OBP: 0.317, SLG: 0.403										4	1	2	0	0	0	2			
Michael Barrett, R (1, 2) OBP: 0.216, SLG: 0.271										3	0	0	0	0	1	4			
Inning Stats	R: 0 H: 0 E: 0 K: 1 S: 11	H: 0 R: 3 ER: 0 LOB: 0 BB: 1 P: 19	R: 0 H: 1 E: 0 K: 1 S: 9	H: 3 R: 1 ER: 0 LOB: 0 BB: 0 P: 14	R: 1 H: 3 E: 1 K: 0 S: 15	H: 2 R: 0 ER: 0 LOB: 3 BB: 2 P: 20	R: 0 H: 0 E: 0 K: 1 S: 8	H: 0 R: 0 ER: 0 LOB: 0 BB: 0 P: 12	R: 0 H: 0 E: 0 K: 0 S: 7	H: 2 R: 2 ER: 0 LOB: 0 BB: 0 P: 14	1B: 8 2B: 3 3B: 0 HR: 0	SF: 0 SAC: 2 DP: 2 HBP: 0	WP: 1 PB: 0 SB: 1 CS: 1	PA: 39					
PITCHER	IP	WLS	BF	H	R	ER	SO	BB	IBB	HBP	BLK	WP	HR	S	P	ERA	WHIP		
Doug Davis, L (1, 1) ERA: 5.26	4.2	L	24	9	3	3	2	2	1	0	0	1	0	57	93	5.79	2.357		
Scott Service, R (5, 1) ERA: 4.59	2.1		7	0	0	0	4	0	0	0	0	0	0	19	26	0.00	0.000		
Juan Acevedo, R (8, 1) ERA: 6.99	1.0		3	0	0	0	0	0	0	0	0	0	0	7	11	0.00	0.000		
Cliff Politte, R (9, 1) ERA: 6.42	1.0		4	2	1	1	0	0	0	0	0	0	0	13	14	9.00	2.000		

Batter	1	2	3	4	5	6	7	8	9	AB	R	H	RBI	BB	SO	LOB	BOTTOM		
Shannon Stewart, R (1, 7) OBP: 0.365, SLG: 0.473										3	0	0	0	1	1	0	Montreal Expos @ Toronto Blue Jays SkyDome, Toronto, ON Sat Jun 28 2003, 4:05 PM EDT Att: 33,334 - Sunny - 75 F		
Frank Catalanotto, L (1, 10) OBP: 0.349, SLG: 0.467										4	0	1	0	0	1	2			
10 Vernon Wells, R (1, 8) OBP: 0.354, SLG: 0.576										4	1	1	0	0	1	1			
Carlos Delgado, L (1, 3) OBP: 0.434, SLG: 0.655										3	1	1	2	1	1	1			
Greg Myers, L (1, 2) OBP: 0.440, SLG: 0.566										3	0	1	0	1	0	1			
3 Reed Johnson, R (1, 9) OBP: 0.384, SLG: 0.533										4	0	0	0	0	0	3			
Eric Hinske, L (1, 5) OBP: 0.317, SLG: 0.383										3	0	0	0	0	0	1			
Orlando Hudson, S (1, 4) OBP: 0.353, SLG: 0.438										3	0	1	0	0	0	0			
Mike Bordick, R (1, 6) OBP: 0.304, SLG: 0.394										3	0	0	0	0	1	1			
Inning Stats	R: 0 H: 1 E: 0 K: 2 S: 14	H: 1 R: 0 ER: 0 LOB: 0 BB: 0 P: 11	R: 0 H: 0 E: 0 K: 1 S: 8	H: 0 R: 0 ER: 0 LOB: 0 BB: 0 P: 12	R: 0 H: 0 E: 0 K: 1 S: 10	H: 0 R: 0 ER: 0 LOB: 0 BB: 0 P: 15	R: 0 H: 0 E: 0 K: 0 S: 7	H: 2 R: 2 ER: 0 LOB: 0 BB: 1 P: 20	R: 0 H: 1 E: 0 K: 1 S: 12	H: 0 R: 0 ER: 0 LOB: 1 BB: 1 P: 14	1B: 2 2B: 3 3B: 0 HR: 1	SF: 0 SAC: 0 DP: 2 HBP: 0	WP: 1 PB: 0 SB: 0 CS: 0	PA: 33					
PITCHER	IP	WLS	BF	H	R	ER	SO	BB	IBB	HBP	BLK	WP	HR	S	P	ERA	WHIP		
Claudio Vargas, R (1, 1) ERA: 2.74	6.1	W	22	4	2	2	4	0	0	0	0	0	0	61	91	2.84	0.632		
Scott Stewart, L (7, 1) ERA: 2.67	1.0	H	4	1	0	0	0	1	0	0	0	0	0	3	8	0.00	3.000		
52 T.J. Tucker, R (8, 1) ERA: 5.18	0.1	H	2	0	0	0	0	1	0	0	0	0	0	4	5	0.00	0.000		
Joey Eischen, L (8, 1) ERA: 2.61	0.1	H	1	0	0	0	1	0	0	0	0	0	0	4	5	0.00	0.000		
Rocky Biddle, R (9, 1) ERA: 3.57	1.0	S	4	0	0	0	0	1	0	0	0	1	0	6	14	0.00	1.000		

AB	33
R	4
H	11
RBI	3
BB	3
SO	6
LOB	17



AB	30
R	2
H	5
RBI	2
BB	3
SO	5
LOB	10



Batter	1	2	3	4	5	6	7	8	9	AB	R	H	RBI	BB	SO	LOB	TOP										
Endy Chavez, L OBP: 0.290, SLG: 0.362	G6-3	K		F7			SH1-4	G3		4	0	0	0	0	1	5	Montreal Expos @ Toronto Blue Jays SkyDome, Toronto, ON Sun Jun 29 2003, 1:05 PM EDT Att: 37,354 - Dome - 72 F										
Edwards Guzman, L OBP: 0.311, SLG: 0.350	K		F7		G4-3		G5-3	G6-3		5	0	1	2	0	1	1											
Orlando Cabrera, R OBP: 0.360, SLG: 0.487	P3		L6		G4-3		G5-3	G6-3		5	0	0	0	0	0	2											
Jose Vidro, S OBP: 0.418, SLG: 0.502		1B	1B		K			HR	1B	3	3	2	1	2	1	0											
Brad Wilkerson, L OBP: 0.419, SLG: 0.520		1B	1B		K			WP	1B	3	3	2	0	2	1	0											
Wil Cordero, R OBP: 0.347, SLG: 0.423		1B	1B					BB	1B	2	0	1	0	2	1	2											
Henry Mateo, S OBP: 0.313, SLG: 0.303		1B	1B					BB	1B	1	1	1	0	0	0	0											
Ronald Calloway, L OBP: 0.308, SLG: 0.442	G1-2-3			K				S	1B	5	1	3	4	0	2	1											
Michael Barrett, R OBP: 0.222, SLG: 0.283	G1-2-3		G5-3		F8			G3	1B	5	1	2	1	0	0	3											
Jamey Carroll, R OBP: 0.330, SLG: 0.385	G1-2-3						SH1-4	G3	G1-6-3	3	1	1	0	1	0	5											
Inning Stats	R: 0 H: 0 E: 0 K: 1 S: 9	H: 0 LOB: 0 BB: 0 P: 12	R: 2 H: 5 E: 0 K: 1 S: 14	H: 5 LOB: 2 BB: 0 P: 21	R: 0 H: 1 E: 0 K: 1 S: 12	H: 1 LOB: 2 BB: 1 P: 18	R: 0 H: 1 E: 0 K: 1 S: 11	H: 1 LOB: 1 BB: 0 P: 22	R: 0 H: 0 E: 0 K: 2 S: 8	H: 0 LOB: 0 BB: 0 P: 11	R: 0 H: 0 E: 0 K: 2 S: 13	H: 0 LOB: 1 BB: 1 P: 19	R: 0 H: 0 E: 0 K: 0 S: 6	H: 0 LOB: 1 BB: 1 P: 11	R: 6 H: 4 E: 0 K: 0 S: 26	H: 4 LOB: 1 BB: 2 P: 41	R: 2 H: 2 E: 0 K: 0 S: 12	H: 2 LOB: 1 BB: 2 P: 24	1B: 10 2B: 2 3B: 0 HR: 1	SF: 0 SAC: 1 DP: 3 HBP: 1	WP: 1 PB: 0 SB: 4 CS: 0	PA: 45					
PITCHER	IP	WLS	BF	H	R	ER	SO	BB	IBB	HBP	BLK	WP	HR	S	P	ERA	WHIP										
Kelvim Escobar, R ERA: 4.27	7.0	L	31	8	3	3	7	3	0	0	0	0	1	74	115	3.86	1.571										
Trevor Miller, L ERA: 5.27	0.0		3	1	1	1	0	2	0	0	0	1	0	9	20	∞	∞										
Aquilino Lopez, R ERA: 4.01	0.1		4	2	4	4	0	0	0	1	0	0	0	12	16	108.00	6.000										
Jeff Tam, R ERA: 6.0	1.2		7	2	2	2	0	2	0	0	0	0	0	16	28	10.80	2.400										

AB 36
R 10
H 13
RBI 8
BB 7
SO 7
LOB 19



Batter	1	2	3	4	5	6	7	8	9	AB	R	H	RBI	BB	SO	LOB	BOTTOM										
Shannon Stewart, R OBP: 0.359, SLG: 0.466	G1-3			G3			G5-3	P4		4	0	0	0	0	0	1	Montreal Expos @ Toronto Blue Jays SkyDome, Toronto, ON Sun Jun 29 2003, 1:05 PM EDT Att: 37,354 - Dome - 72 F										
Frank Catalanotto, L OBP: 0.345, SLG: 0.460	G5-3			G1-3			E3		F7	4	1	0	0	0	0	0											
10 Vernon Wells, R OBP: 0.350, SLG: 0.569	F7			G5-3			L5		P5	4	0	0	0	0	0	1											
Carlos Delgado, L OBP: 0.432, SLG: 0.653		K			L1		E6		G4-3	4	0	1	1	0	1	0											
Tom Wilson, R OBP: 0.384, SLG: 0.510		K			F8		G6-3			3	0	0	0	0	1	1											
Eric Hinske, L OBP: 0.313, SLG: 0.376		F7			F9			E1		3	1	0	0	0	0	0											
3 Reed Johnson, R OBP: 0.383, SLG: 0.526					G6-4-3		F9		E5	2	0	0	0	0	0	1											
Orlando Hudson, S OBP: 0.349, SLG: 0.433				F7			K		G4-6-3	3	0	0	0	0	1	3											
Mike Bordick, R OBP: 0.305, SLG: 0.393				G6-4-3			K		1B	3	0	1	1	0	1	1											
Inning Stats	R: 0 H: 0 E: 0 K: 0 S: 7	H: 0 LOB: 0 BB: 0 P: 10	R: 0 H: 0 E: 0 K: 2 S: 9	H: 0 LOB: 0 BB: 0 P: 13	R: 0 H: 0 E: 0 K: 0 S: 5	H: 0 LOB: 0 BB: 0 P: 9	R: 0 H: 0 E: 0 K: 0 S: 10	H: 0 LOB: 0 BB: 0 P: 13	R: 0 H: 0 E: 0 K: 2 S: 4	H: 0 LOB: 0 BB: 0 P: 6	R: 0 H: 0 E: 0 K: 2 S: 10	H: 0 LOB: 0 BB: 0 P: 12	R: 1 H: 1 E: 2 K: 0 S: 10	H: 1 LOB: 1 BB: 0 P: 13	R: 1 H: 1 E: 2 K: 0 S: 10	H: 1 LOB: 1 BB: 0 P: 15		R: 0 H: 0 E: 0 K: 0 S: 5	H: 0 LOB: 0 BB: 0 P: 7	1B: 1 2B: 1 3B: 0 HR: 0	SF: 0 SAC: 0 DP: 2 HBP: 1	WP: 0 PB: 0 SB: 0 CS: 0	PA: 31				
PITCHER	IP	WLS	BF	H	R	ER	SO	BB	IBB	HBP	BLK	WP	HR	S	P	ERA	WHIP										
Tomo Ohka, R ERA: 4.48	9.0	W	31	2	2	0	4	0	0	1	0	0	0	70	98	0.00	0.222										


AB 30
R 2
H 2
RBI 2
BB 0
SO 4
LOB 8




Batter	1	2	3	4	5	6	7	8	9	AB	R	H	RBI	BB	SO	LOB	TOP					
Shannon Stewart, R (1, 7) OBP: 0.357, SLG: 0.462	1-3 K2-3		0-0 F7		0-0 SF7		1-1 1B		3-2 G6-3	4	1	1	1	0	1	0	Toronto Blue Jays @ Detroit Tigers Comerica Park, Detroit, MI Mon Jun 30 2003, 7:05 PM EDT Att: 13,353 - Sunny - 77 F					
3 Reed Johnson, R (1, 9) OBP: 0.386, SLG: 0.525	2-2 G6-3		1-1 E6		3-H 1-1 10 WP 1B		2-2 10 1B			4	0	2	0	0	0	0						
10 Vernon Wells, R (1, 8) OBP: 0.352, SLG: 0.568	2-1 1B		1-0 P6		2-0 P3		1-1 1-3 1B			4	0	2	1	0	0	2						
Carlos Delgado, L (1, 3) OBP: 0.427, SLG: 0.644	2-2 L8			3-1 G6-3		0-0 G3			2-3 K	4	0	0	0	0	1	3						
Tom Wilson, R (1, 2) OBP: 0.381, SLG: 0.500		1-0 F7		4-0 BB		0-1 P3		1-1 L9		3	0	0	0	1	0	0						
Josh Phelps, R (1, 10) OBP: 0.358, SLG: 0.454		2-1 2B		1-3 K		1-1 FC4 1B		2-1 G3-1		4	0	2	0	0	1	1						
Mike Bordick, R (1, 4) OBP: 0.297, SLG: 0.382		3-1 F7		0-3 K		1-1 FC4 1-2		0-1 P6		4	0	0	0	0	1	3						
Eric Hinske, L (1, 5) OBP: 0.311, SLG: 0.379		1-2 G4-3			3-2 G4-3 SF7 2B		3-1 G3		1-1 G3	4	1	1	0	0	0	1						
Chris Woodward, R (1, 6) OBP: 0.327, SLG: 0.405			0-1 G1-3		1-0 G4-3 2-3		1-2 F9		0-1 G4-3	3	0	0	0	0	0	1						
Orlando Hudson, S (9, PH) OBP: 0.348, SLG: 0.431										1	0	0	0	0	0	0						
Inning Stats	R: 0 E: 0 K: 1 S: 11	H: 1 LOB: 1 BB: 0 P: 18	R: 0 E: 0 K: 0 S: 9	H: 1 LOB: 1 BB: 0 P: 16	R: 0 E: 1 K: 0 S: 6	H: 0 LOB: 1 BB: 0 P: 8	R: 0 E: 0 K: 2 S: 9	H: 0 LOB: 1 BB: 1 P: 17	R: 1 E: 0 K: 0 S: 8	H: 2 LOB: 1 BB: 0 P: 15	R: 0 E: 0 K: 0 S: 7	H: 1 LOB: 1 BB: 0 P: 9	R: 1 E: 0 K: 1 S: 15	H: 3 LOB: 2 BB: 0 P: 25	R: 0 E: 0 K: 0 S: 6	H: 0 LOB: 0 BB: 0 P: 9	R: 0 E: 0 K: 0 S: 7	H: 0 LOB: 0 BB: 0 P: 11	1B: 6 2B: 2 3B: 0 HR: 0	SF: 1 SAC: 0 DP: 0 HBP: 0	WP: 1 PA: 37 PB: 0 SB: 0 CS: 0	
PITCHER	IP WLS BF H R ER SO BB IBB HBP BLK WP HR S P ERA WHIP	7.0 W 31 8 2 2 4 1 0 0 0 1 0 65 108 2.57 1.286	2.0 6 0 0 0 0 0 0 0 0 0 0 0 13 20 0.00 0.000																			

Batter	1	2	3	4	5	6	7	8	9	AB	R	H	RBI	BB	SO	LOB	BOTTOM				
Alex Sanchez, L (1, 8) OBP: 0.305, SLG: 0.353	2-1 G3		1-2 F7		0-0 2B SF8 1B		0-1 SAFE 1B		1-1 L7	5	1	2	0	0	0	1	Toronto Blue Jays @ Detroit Tigers Comerica Park, Detroit, MI Mon Jun 30 2003, 7:05 PM EDT Att: 13,353 - Sunny - 77 F				
Warren Morris, L (1, 4) OBP: 0.325, SLG: 0.440	0-0 G4-3		1-0 L6		3-2 SF8 1-3 2H 2B		1-0 SH5-4			3	1	1	1	0	0	0					
Dmitri Young, S (1, 7) OBP: 0.368, SLG: 0.546	3-2 2B			0-2 F9	0-2 SF8		4-0 BB 1B IBB			2	0	1	1	1	0	0					
Kevin Witt, L (1, 10) OBP: 0.314, SLG: 0.455	2-2 L9			1-3 K	2-3 3H 2-1 SF7		2-2 BB 1B			2	0	0	1	0	1	1					
Craig Monroe, R (7, PH) OBP: 0.269, SLG: 0.350							1-2 2H 3H 1B			0	0	0	0	0	0	0					
Eric Munson, L (7, PH) OBP: 0.313, SLG: 0.424							1-2 2H 3H 1B			1	0	1	1	0	0	0					
Carlos Pena, L (1, 3) OBP: 0.323, SLG: 0.406		0-1 G4-3 1B		4-0 BB	0-0 G1-3		4-2 FC6-4 BB			2	0	1	0	2	0	0					
Shane Halter, R (1, 5) OBP: 0.283, SLG: 0.348		1-1 G4-3 1-2		1-3 K2-4		0-2 G5-3		0-0 FC6-4		4	0	0	0	0	1	5					
Ramon Santiago, S (1, 6) OBP: 0.305, SLG: 0.277		1-1 E S HBP			4-1 HR BB		2-2 P4		1-2 S HBP	1	1	0	0	1	0	0					
A.J. Hinch, R (1, 2) OBP: 0.212, SLG: 0.387		2-1 G5-3			0-1 HR		1-1 F8		1-0 P3	4	1	1	2	0	0	2					
Andres Torres, S (1, 9) OBP: 0.264, SLG: 0.286			1-3 K		0-0 1B 2B 1B		0-2 SH5-4 1B 1B		1-0 P2	4	2	2	0	0	1	1					
Inning Stats	R: 0 E: 0 K: 0 S: 10	H: 1 LOB: 1 BB: 0 P: 17	R: 0 E: 0 K: 0 S: 7	H: 1 LOB: 1 BB: 0 P: 11	R: 0 E: 0 K: 1 S: 7	H: 0 LOB: 0 BB: 0 P: 10	R: 0 E: 0 K: 2 S: 10	H: 0 LOB: 1 BB: 1 P: 16	R: 5 E: 0 K: 0 S: 14	H: 4 LOB: 0 BB: 1 P: 23	R: 0 E: 0 K: 0 S: 12	H: 0 LOB: 0 BB: 0 P: 15	R: 1 E: 0 K: 0 S: 13	H: 3 LOB: 3 BB: 2 P: 24	R: 0 E: 0 K: 0 S: 9	H: 0 LOB: 1 BB: 0 P: 12	1B: 6 2B: 2 3B: 0 HR: 1	SF: 2 SAC: 1 DP: 1 HBP: 2	WP: 0 PA: 37 PB: 0 SB: 2 CS: 0		
PITCHER	IP WLS BF H R ER SO BB IBB HBP BLK WP HR S P ERA WHIP	6.0 L 28 8 6 6 3 2 0 0 0 0 0 1 65 97 9.00 1.667	0.1 2 0 0 0 0 0 0 1 0 0 0 0 0 7 13 0.00 3.000	0.2 3 1 0 0 0 1 0 0 0 0 0 0 7 13 0.00 3.000	1.0 4 0 0 0 0 0 0 0 1 0 0 0 9 12 0.00 0.000																

AB 35
R 2
H 8
RBI 2
BB 1
SO 4
LOB 11



AB 28
R 6
H 9
RBI 6
BB 4
SO 3
LOB 10



Batter	1	2	3	4	5	6	7	8	9	AB	R	H	RBI	BB	SO	LOB	TOP										
Shannon Stewart, R OBP: 0.355, SLG: 0.457	4-0 FC6-4 BB		2-3 K			0-1 G6-3		2-1 F8		3	0	0	0	1	1	2											
Frank Catalanotto, L OBP: 0.341, SLG: 0.476 3 Reed Johnson, R OBP: 0.384, SLG: 0.521	1-2 FC6-4 1-2f 10 G5-3		0-1 G3-1			3-2 F8		2-2 FC6-4 1-2f		3	0	0	0	0	0	1											
10 Vernon Wells, R OBP: 0.348, SLG: 0.562	0-1 G5-3 1-2		1-2 F8			2-1 G6-3			0-1 F8	4	0	0	0	0	0	1											
Carlos Delgado, L OBP: 0.425, SLG: 0.638	4-2 BB			1-3 K			1-0 F7		0-1 F7	3	0	0	0	1	1	0											
Greg Myers, L OBP: 0.433, SLG: 0.557 Tom Wilson, R OBP: 0.385, SLG: 0.503	3-3 K			2-2 G4-3			1-1 G3		2-2 1B	3	0	0	0	0	1	2											
10 Josh Phelps, R OBP: 0.356, SLG: 0.451		2-0 F8		1-0 G6-3			1-3 K		1-2 1B	4	0	1	0	0	1	0											
Eric Hinske, L OBP: 0.305, SLG: 0.371		3-2 G4-3			2-1 G3-1			0-3 K	0-0 G4-3	4	0	0	0	0	1	2											
Orlando Hudson, S OBP: 0.351, SLG: 0.432		1-0 FC6-4 1B			0-1 G3			4-2 1B BB		2	0	1	0	1	0	0											
Chris Woodward, R OBP: 0.327, SLG: 0.404		1 SAFE 3-1 FC6-4 1-2f			0-0 F8			1-1 1B FC6-4		3	0	1	0	0	0	1											
Inning Stats	R: 0 E: 0 K: 1 S: 12	H: 0 LOB: 2 BB: 2 P: 24	R: 0 E: 0 K: 0 S: 10	H: 1 LOB: 1 BB: 0 P: 19	R: 0 E: 0 K: 1 S: 9	H: 0 LOB: 0 BB: 0 P: 12	R: 0 E: 0 K: 1 S: 7	H: 0 LOB: 0 BB: 0 P: 11	R: 0 E: 0 K: 0 S: 5	H: 0 LOB: 0 BB: 0 P: 7	R: 0 E: 0 K: 0 S: 10	H: 0 LOB: 0 BB: 0 P: 15	R: 0 E: 0 K: 1 S: 6	H: 0 LOB: 0 BB: 0 P: 9	R: 0 E: 0 K: 1 S: 16	H: 1 LOB: 2 BB: 1 P: 25	R: 0 E: 0 K: 0 S: 12	H: 2 LOB: 2 BB: 0 P: 15	1B: 4 2B: 0 3B: 0 HR: 0	SF: 0 SAC: 0 DP: 0 HBP: 0	WP: 0 PB: 0 SB: 0 CS: 0	PA: 34					
PITCHER	IP	WLS	BF	H	R	ER	SO	BB	IBB	HBP	BLK	WP	HR	S	P	ERA	WHIP										
Matt Roney, R ERA: 3.4	7.0	W	24	1	0	0	4	2	0	0	0	0	0	59	97	0.00	0.429										
Fernando Rodney, R ERA: 27.0	0.2	H	4	1	0	0	1	1	0	0	0	0	0	9	16	0.00	3.000										
Jamie Walker, L ERA: 3.49	1.1	S	6	2	0	0	0	0	0	0	0	0	0	19	24	0.00	1.500										

Toronto Blue Jays @ Detroit Tigers
Comerica Park, Detroit, MI
Tue Jul 01 2003, 7:05 PM EDT
Att: 15,448 - Sunny - 82 F

AB 31
R 0
H 4
RBI 0
BB 3
SO 5
LOB 11



Batter	1	2	3	4	5	6	7	8	9	AB	R	H	RBI	BB	SO	LOB	BOTTOM										
Alex Sanchez, L OBP: 0.304, SLG: 0.352	2-3 K		1-1 G4-3			1-0 CS 1B		0-1 P6		4	0	1	0	0	1	0											
Ramon Santiago, S OBP: 0.309, SLG: 0.296	1-1 G6-3		1-0 G6-3		3-2 SAFE 1-2 1B			0-0 HR		4	1	2	1	0	0	0											
Dmitri Young, S OBP: 0.370, SLG: 0.549	1-1 HR 1B		1-3 K		0-0 F7			0-1 1B 2B		4	2	2	0	0	1	1											
Craig Monroe, R OBP: 0.279, SLG: 0.375	0-0 HR		1-1 G1-4-3			2-2 S 1B		1-0 G3-6-1 1B		4	1	3	3	0	0	0											
Carlos Pena, L OBP: 0.322, SLG: 0.402	2-0 E8 1B			2-3 K		1-0 F7		1-1 G3-6-1 1B		4	1	1	0	0	1	2											
Shane Halter, R OBP: 0.288, SLG: 0.352	0-1 2H 1B			0-0 1B		1-3 K		3-2 G5-3		4	0	2	1	0	1	1											
Eric Munson, L OBP: 0.309, SLG: 0.418	1-1 G1-4-3			1-0 P2		2-0 SAFE 1-2 F7				3	0	0	0	0	0	3											
A.J. Hinch, R OBP: 0.194, SLG: 0.353			0-1 G4-3		0-3 SAFE K			2-2 G5-3		3	0	0	0	0	1	1											
Andres Torres, S OBP: 0.257, SLG: 0.278		3-2 F7			0-0 B5-3			0-0 F8		3	0	0	0	0	0	0											
Inning Stats	R: 3 E: 1 K: 1 S: 15	H: 4 LOB: 1 BB: 0 P: 22	R: 0 E: 0 K: 0 S: 13	H: 0 LOB: 0 BB: 0 P: 17	R: 0 E: 0 K: 1 S: 6	H: 0 LOB: 0 BB: 0 P: 9	R: 0 E: 0 K: 2 S: 9	H: 1 LOB: 1 BB: 0 P: 12	R: 0 E: 0 K: 0 S: 7	H: 2 LOB: 1 BB: 0 P: 10	R: 0 E: 0 K: 1 S: 9	H: 1 LOB: 1 BB: 0 P: 15	R: 0 E: 0 K: 0 S: 6	H: 0 LOB: 0 BB: 0 P: 8	R: 2 E: 0 K: 0 S: 9	H: 3 LOB: 0 BB: 0 P: 14	1B: 8 2B: 1 3B: 0 HR: 2	SF: 0 SAC: 0 DP: 1 HBP: 0	WP: 0 PB: 0 SB: 1 CS: 1	PA: 33							
PITCHER	IP	WLS	BF	H	R	ER	SO	BB	IBB	HBP	BLK	WP	HR	S	P	ERA	WHIP										
Mark Hendrickson, L ERA: 5.66	7.0	L	30	10	5	4	5	0	0	0	0	0	0	6	11	0.00	1.000										
Jeff Tam, R ERA: 5.85	1.0		3	1	0	0	0	0	0	0	0	0	0	6	11	0.00	1.000										

Toronto Blue Jays @ Detroit Tigers
Comerica Park, Detroit, MI
Tue Jul 01 2003, 7:05 PM EDT
Att: 15,448 - Sunny - 82 F

AB 33
R 5
H 11
RBI 5
BB 0
SO 5
LOB 8



Batter	1	2	3	4	5	6	7	8	9	AB	R	H	RBI	BB	SO	LOB	TOP				
Shannon Stewart, R OBP: 0.363, SLG: 0.463	G4-3 10 G6-3 2B		G6-3			CS	10 1B		G4-6-3 BB	3	2	2	0	2	0	0	Toronto Blue Jays @ Detroit Tigers Comerica Park, Detroit, MI Wed Jul 02 2003, 7:05 PM EDT Att: 16,052 - Sunny - 83 F				
Frank Catalanotto, L OBP: 0.342, SLG: 0.473	G4-3 2-3		10 HR	G3-1			10 1B FC1		G4-6-3 1-2f	4	1	1	0	1	0	4					
10 Vernon Wells, R OBP: 0.349, SLG: 0.568	G5-3 3-H		1-H HR		G6-3		WP FC1 SF7		G4-3	5	2	2	4	0	0	0					
Carlos Delgado, L OBP: 0.426, SLG: 0.656	HR		G4-3		HR		FC1 WP			4	2	2	2	0	0	2					
Greg Myers, L OBP: 0.425, SLG: 0.547 Tom Wilson, R OBP: 0.385, SLG: 0.503	G6-3		L9		G4-3		SF7			3	0	0	1	0	0	0					
										0	0	0	0	0	0	0					
3 Read Johnson, R OBP: 0.387, SLG: 0.521		G4-3 1B		F8 1B SF9			G1-3			4	1	2	0	0	1	1					
Eric Hinske, L OBP: 0.309, SLG: 0.374		F8		BB 1B		CS 1B		P6		4	0	2	0	0	0	1					
Orlando Hudson, S OBP: 0.346, SLG: 0.425		G4-3		F8		F8		G5-3		4	0	0	0	0	0	4					
Chris Woodward, R OBP: 0.322, SLG: 0.399		G6-3		SF9		F8		F9		3	0	0	1	0	0	2					
Inning Stats	R: 2 E: 0 K: 0 S: 7	H: 2 LOB: 0 BB: 0 P: 11	R: 0 E: 0 K: 0 S: 7	H: 1 LOB: 1 BB: 0 P: 11	R: 2 E: 0 K: 0 S: 11	H: 2 LOB: 0 BB: 0 P: 16	R: 1 E: 0 K: 1 S: 7	H: 1 LOB: 0 BB: 0 P: 10	R: 0 E: 0 K: 0 S: 8	H: 1 LOB: 0 BB: 0 P: 12	R: 2 E: 0 K: 0 S: 16	H: 2 LOB: 1 BB: 1 P: 24	R: 0 E: 0 K: 0 S: 8	H: 0 LOB: 0 BB: 1 P: 11	R: 0 E: 0 K: 0 S: 6	H: 0 LOB: 0 BB: 1 P: 12	1B: 7 2B: 1 3B: 0 HR: 3	SF: 2 SAC: 0 DP: 1 HBP: 0	WP: 1 PB: 0 SB: 0 CS: 1	PA: 40	
PITCHER	IP WLS BF H R ER SO BB IBB HBP BLK WP HR S P ERA WHIP	IP WLS BF H R ER SO BB IBB HBP BLK WP HR S P ERA WHIP	IP WLS BF H R ER SO BB IBB HBP BLK WP HR S P ERA WHIP	IP WLS BF H R ER SO BB IBB HBP BLK WP HR S P ERA WHIP	IP WLS BF H R ER SO BB IBB HBP BLK WP HR S P ERA WHIP	IP WLS BF H R ER SO BB IBB HBP BLK WP HR S P ERA WHIP	IP WLS BF H R ER SO BB IBB HBP BLK WP HR S P ERA WHIP	IP WLS BF H R ER SO BB IBB HBP BLK WP HR S P ERA WHIP	IP WLS BF H R ER SO BB IBB HBP BLK WP HR S P ERA WHIP	IP WLS BF H R ER SO BB IBB HBP BLK WP HR S P ERA WHIP	IP WLS BF H R ER SO BB IBB HBP BLK WP HR S P ERA WHIP	IP WLS BF H R ER SO BB IBB HBP BLK WP HR S P ERA WHIP	IP WLS BF H R ER SO BB IBB HBP BLK WP HR S P ERA WHIP	IP WLS BF H R ER SO BB IBB HBP BLK WP HR S P ERA WHIP	IP WLS BF H R ER SO BB IBB HBP BLK WP HR S P ERA WHIP	IP WLS BF H R ER SO BB IBB HBP BLK WP HR S P ERA WHIP	IP WLS BF H R ER SO BB IBB HBP BLK WP HR S P ERA WHIP				
Adam Berneo, R ERA: 6.05	3.1 L 17 7 5 5 0 0 0 0 0 0 2 29 45 13.50 2.100	1.2 7 1 1 1 1 1 0 0 0 0 1 11 19 5.40 1.200	4.0 15 3 2 2 0 2 0 0 0 1 0 38 59 4.50 1.250																		
Steve Sparks, R ERA: 3.92																					
Wilfredo Ledezma, L ERA: 4.05																					

AB	34
R	8
H	11
RBI	8
BB	3
SO	1
LOB	14



Batter	1	2	3	4	5	6	7	8	9	AB	R	H	RBI	BB	SO	LOB	BOTTOM					
Alex Sanchez, L OBP: 0.303, SLG: 0.350	G4-3		G4-3		G1-3		1-2 1B			4	0	1	0	0	0	2	Toronto Blue Jays @ Detroit Tigers Comerica Park, Detroit, MI Wed Jul 02 2003, 7:05 PM EDT Att: 16,052 - Sunny - 83 F					
Warren Morris, L OBP: 0.321, SLG: 0.430	G4-6-3 1B		G4-3		G3		K			4	0	1	0	0	1	2						
Dmitri Young, S OBP: 0.366, SLG: 0.552	G4-6-3 1-2f		F9		3B		K			4	1	1	0	0	1	1						
Kevin Witt, L OBP: 0.311, SLG: 0.442		G4-3		L4		P6		BB		3	0	0	0	1	0	1						
Carlos Pena, L OBP: 0.325, SLG: 0.415		G1-6-3		1B 1B		3B		P4		4	1	2	1	0	0	1						
Craig Monroe, R OBP: 0.278, SLG: 0.372		1B		F9		G5-3		F8		4	0	1	0	0	0	3						
Eric Munson, L OBP: 0.308, SLG: 0.415		K		1B 1B		K		F7		4	0	1	0	0	2	1						
Matt Walbeck, S OBP: 0.149, SLG: 0.203		G4-3		1-2 2H 1B		F7		G4-3		4	0	1	1	0	0	0						
Ramon Santiago, S OBP: 0.308, SLG: 0.295		G1-3		F7		1B 1B		G3		4	0	1	0	0	0	2						
Inning Stats	R: 0 E: 0 K: 0 S: 6	H: 1 LOB: 0 BB: 0 P: 6	R: 0 E: 0 K: 1 S: 8	H: 1 LOB: 1 BB: 0 P: 13	R: 0 E: 0 K: 0 S: 5	H: 0 LOB: 0 BB: 0 P: 8	R: 0 E: 0 K: 0 S: 5	H: 0 LOB: 0 BB: 0 P: 6	R: 1 E: 0 K: 0 S: 8	H: 3 LOB: 2 BB: 0 P: 12	R: 1 E: 0 K: 0 S: 7	H: 2 LOB: 1 BB: 0 P: 9	R: 0 E: 0 K: 2 S: 14	H: 2 LOB: 2 BB: 0 P: 24	R: 0 E: 0 K: 1 S: 11	H: 0 LOB: 1 BB: 1 P: 16		R: 0 E: 0 K: 0 S: 7	H: 0 LOB: 0 BB: 0 P: 12	1B: 7 2B: 0 3B: 2 HR: 0	SF: 0 SAC: 0 DP: 1 HBP: 0	WP: 0 PB: 0 SB: 0 CS: 0
PITCHER	IP WLS BF H R ER SO BB IBB HBP BLK WP HR S P ERA WHIP	IP WLS BF H R ER SO BB IBB HBP BLK WP HR S P ERA WHIP	IP WLS BF H R ER SO BB IBB HBP BLK WP HR S P ERA WHIP	IP WLS BF H R ER SO BB IBB HBP BLK WP HR S P ERA WHIP	IP WLS BF H R ER SO BB IBB HBP BLK WP HR S P ERA WHIP	IP WLS BF H R ER SO BB IBB HBP BLK WP HR S P ERA WHIP	IP WLS BF H R ER SO BB IBB HBP BLK WP HR S P ERA WHIP	IP WLS BF H R ER SO BB IBB HBP BLK WP HR S P ERA WHIP	IP WLS BF H R ER SO BB IBB HBP BLK WP HR S P ERA WHIP	IP WLS BF H R ER SO BB IBB HBP BLK WP HR S P ERA WHIP	IP WLS BF H R ER SO BB IBB HBP BLK WP HR S P ERA WHIP	IP WLS BF H R ER SO BB IBB HBP BLK WP HR S P ERA WHIP	IP WLS BF H R ER SO BB IBB HBP BLK WP HR S P ERA WHIP	IP WLS BF H R ER SO BB IBB HBP BLK WP HR S P ERA WHIP	IP WLS BF H R ER SO BB IBB HBP BLK WP HR S P ERA WHIP	IP WLS BF H R ER SO BB IBB HBP BLK WP HR S P ERA WHIP	IP WLS BF H R ER SO BB IBB HBP BLK WP HR S P ERA WHIP					
32 Roy Halladay, R ERA: 3.64	7.0 W 29 9 2 2 3 0 0 0 0 0 0 18 28 0.00 0.500																					
Trevor Miller, L ERA: 4.91																						

AB	35
R	2
H	9
RBI	2
BB	1
SO	4
LOB	13



Batter	1	2	3	4	5	6	7	8	9	AB	R	H	RBI	BB	SO	LOB	TOP			
Shannon Stewart, R OBP: 0.367, SLG: 0.466	1-1 L5-3 1B	0-0 2H 3H 1B			0-1 F9		1-0 1B	0-0 F8		5	0	3	1	0	0	2				
Frank Catalanotto, L OBP: 0.340, SLG: 0.472	0-1 L5-3		1-1 G4-3 2B		1-1 L9		0-0 L1		2-1 G6-3	5	0	1	0	0	0	2				
10 Vernon Wells, R OBP: 0.347, SLG: 0.562	4-0 WP BB		0-0 F8		0-0 G5-3			0-0 P3	1-3 K	4	0	0	0	1	1	1				
Carlos Delgado, L OBP: 0.429, SLG: 0.655	1-3 K		3-2 G4-3			2-1 1B		1-1 2B SF7 1B	2-1 K	5	1	3	0	0	1	2				
Tom Wilson, R OBP: 0.379, SLG: 0.500		1-3 K	1-1 G6-3			0-3 K		1-3 SF7 1B 2B	1-3 K	5	1	1	0	0	3	3				
Eric Hinske, L OBP: 0.308, SLG: 0.389		3-1 HR		3-2 G4-1		1-1 P5		0-0 SF7		3	1	1	2	0	0	1				
Josh Phelps, R OBP: 0.356, SLG: 0.447		4-2 S BB 1B BB		2-2 F8		1-3 K		1-1 1B 1B		2	1	0	0	1	1	1				
Greg Myers, L OBP: 0.428, SLG: 0.550								2-3 3H 2H		1	1	1	1	0	0	0				
Orlando Hudson, S OBP: 0.352, SLG: 0.426		4-1 S 1B BB		4-2 BB			2-2 G4-3	2-1 1B 1B		2	0	1	0	2	0	0				
Chris Woodward, R OBP: 0.318, SLG: 0.394		1-2 1B BB		2-0 P5			0-0 F9	3-1 1B 1B		3	0	0	0	0	1	3				
Howie Clark, L OBP: 0.457, SLG: 0.476		1-2 2-3						1-3 2H		1	0	1	1	0	0	0				
Mike Bordick, R OBP: 0.297, SLG: 0.382								1-3 2H		0	0	0	0	0	0	0				
Inning Stats	R: 0 E: 0 K: 1 S: 7	H: 1 LOB: 1 BB: 1 P: 13	R: 2 E: 0 K: 2 S: 12	H: 2 LOB: 2 BB: 2 P: 27	R: 0 E: 0 K: 0 S: 8	H: 1 LOB: 1 BB: 0 P: 13	R: 0 E: 0 K: 0 S: 10	H: 0 LOB: 0 BB: 0 P: 21	R: 0 E: 0 K: 2 S: 11	H: 1 LOB: 1 BB: 0 P: 15	R: 0 E: 0 K: 0 S: 7	H: 1 LOB: 1 BB: 0 P: 10	R: 3 E: 0 K: 0 S: 14	H: 5 LOB: 2 BB: 0 P: 23	R: 0 E: 0 K: 2 S: 11	H: 1 LOB: 1 BB: 0 P: 17	1B: 9 2B: 3 3B: 0 HR: 1	SF: 1 SAC: 0 DP: 1 HBP: 0	WP: 1 PA: 41 PB: 0 SB: 2 CS: 0	
PITCHER	IP WLS BF H R ER SO	IP WLS BF H R ER SO	IP WLS BF H R ER SO	IP WLS BF H R ER SO	IP WLS BF H R ER SO	IP WLS BF H R ER SO	IP WLS BF H R ER SO	IP WLS BF H R ER SO	IP WLS BF H R ER SO	IP WLS BF H R ER SO	IP WLS BF H R ER SO	IP WLS BF H R ER SO	IP WLS BF H R ER SO	IP WLS BF H R ER SO	IP WLS BF H R ER SO	IP WLS BF H R ER SO	ERA WHIP	ERA WHIP		
Jason Johnson, R ERA: 3.89	7.1 0.1 32 8 4 0 5	0.1 H 1 0 0 0 0	3.3 0.0 3 3 1 1 0	1.1 S 5 1 0 0 2	4.0 0.0 36 10 4 0 5	0.0 0.0 3 3 1 1 0	0.0 0.0 6 12 ∞ ∞	1.1 S 5 1 0 0 2	0.0 0.0 12 18 0.00 0.750											

Toronto Blue Jays @ Baltimore Orioles
Oriole Park at Camden Yards, Baltimore, MD

AB 36
R 5
H 12
RBI 5
BB 4
SO 7
LOB 15



Thu Jul 03 2003, 7:05 PM EDT
Att: 27,022 - Cloudy - 75 F

Batter	1	2	3	4	5	6	7	8	9	AB	R	H	RBI	BB	SO	LOB	BOTTOM			
1 Brian Roberts, S OBP: 0.364, SLG: 0.428	0-3 K		1-0 FC5-4 WP 1B	0-0 2B		4-1 6 S 1B G6-3 BB		0-0 G4-3		4	2	1	1	1	1	1				
Luis Matos, R OBP: 0.381, SLG: 0.534	1-3 K		3-3 K	3-1 FC5-4 HBP		0-0 6 S 1B G5-3 HR		4-1 BB		3	1	1	0	1	2	1				
6 Melvin Mora, R OBP: 0.453, SLG: 0.577	0-0 1B		0-1 1B	0-0 FC5-4		2-2 G5-3		1-1 F8		5	0	2	2	0	0	5				
Jeff Conine, R OBP: 0.336, SLG: 0.455	2-1 P3		0-0 1B	1-2 1B		0-0 31 2B FC6-5 1B		2-2 HR		4	2	3	2	0	0	1				
31 Jay Gibbons, L OBP: 0.355, SLG: 0.495		1-3 K	0-2 F7		0-2 FC6-5 2B		0-3 K			4	0	1	0	0	2	2				
Tony Batista, R OBP: 0.293, SLG: 0.438		0-0 F8		2-2 G1-3		0-1 FC6-5 S		2-2 P5		4	0	0	1	0	0	1				
B.J. Surhoff, L OBP: 0.365, SLG: 0.421		2-2 1B		1-0 F7		2-3 3H K		1-2 G3-1		4	0	1	0	0	1	1				
Deivi Cruz, R OBP: 0.270, SLG: 0.416		0-2 L4		1-2 1B 1B		2-2 G3-1		0-1 L5		4	1	1	0	0	0	2				
Brook Fordyce, R OBP: 0.308, SLG: 0.328			4-2 1 FC5-4 BB		0-0 1 2B 1B		0-0 L6		2-3 K	3	0	1	0	1	1	0				
Inning Stats	R: 0 E: 0 K: 2 S: 11	H: 1 LOB: 0 BB: 0 P: 14	R: 0 E: 0 K: 1 S: 13	H: 1 LOB: 0 BB: 0 P: 16	R: 1 E: 0 K: 1 S: 14	H: 2 LOB: 1 BB: 1 P: 22	R: 1 E: 0 K: 0 S: 12	H: 3 LOB: 3 BB: 0 P: 19	R: 1 E: 0 K: 1 S: 13	H: 2 LOB: 1 BB: 0 P: 17	R: 3 E: 0 K: 0 S: 13	H: 2 LOB: 0 BB: 1 P: 21	R: 0 E: 0 K: 0 S: 9	H: 0 LOB: 0 BB: 0 P: 12	R: 0 E: 0 K: 1 S: 7	H: 0 LOB: 1 BB: 1 P: 14	1B: 8 2B: 2 3B: 0 HR: 1	SF: 0 SAC: 0 DP: 0 HBP: 1	WP: 1 PA: 39 PB: 0 SB: 3 CS: 0	
PITCHER	IP WLS BF H R ER SO	IP WLS BF H R ER SO	IP WLS BF H R ER SO	IP WLS BF H R ER SO	IP WLS BF H R ER SO	IP WLS BF H R ER SO	IP WLS BF H R ER SO	IP WLS BF H R ER SO	IP WLS BF H R ER SO	IP WLS BF H R ER SO	IP WLS BF H R ER SO	IP WLS BF H R ER SO	IP WLS BF H R ER SO	IP WLS BF H R ER SO	IP WLS BF H R ER SO	IP WLS BF H R ER SO	ERA WHIP	ERA WHIP		
Doug Davis, L ERA: 5.37	4.0 L 23 9 3 3 4	1.2 8 2 3 3 1	1.1 4 0 0 0 1	1.0 4 0 0 0 1	1.0 55 7 6 16.20 1.800	0.0 0.0 12 15 0.00 0.000	1.0 7 14 0.00 1.000													

Toronto Blue Jays @ Baltimore Orioles
Oriole Park at Camden Yards, Baltimore, MD

AB 35
R 6
H 11
RBI 6
BB 3
SO 7
LOB 14



Thu Jul 03 2003, 7:05 PM EDT
Att: 27,022 - Cloudy - 75 F

Batter	1	2	3	4	5	6	7	8	9	AB	R	H	RBI	BB	SO	LOB	TOP										
Shannon Stewart, R OBP: 0.364, SLG: 0.471	G5-3		1B		FC6-4			HR		4	1	2	1	0	0	1	Toronto Blue Jays @ Baltimore Orioles Oriole Park at Camden Yards, Baltimore, MD Sat Jul 05 2003, 7:05 PM EDT Att: 29,859 - Sunny - 95 F										
Frank Catalanotto, L OBP: 0.341, SLG: 0.469	G4-3		1B					G6-3		4	0	2	0	0	0	0											
10 Vernon Wells, R OBP: 0.346, SLG: 0.556 3 Reed Johnson, R OBP: 0.387, SLG: 0.517	P6		P6					G5-3		3	0	0	0	0	0	3											
Carlos Delgado, L OBP: 0.423, SLG: 0.644 Josh Phelps, R OBP: 0.355, SLG: 0.445	K				G3			G4-3		3	0	0	0	0	1	0											
Greg Myers, L OBP: 0.423, SLG: 0.557	G4-3				F7			HR		4	1	1	1	0	0	0											
Eric Hinske, L OBP: 0.310, SLG: 0.406	2B				P5			G6-3		4	0	1	0	0	1	0											
Tom Wilson, R OBP: 0.370, SLG: 0.481	K							K		3	0	0	0	0	3	1											
Howie Clark, L OBP: 0.429, SLG: 0.444			L3		G6-3			G4-3		3	0	0	0	0	0	0											
Mike Bordick, R OBP: 0.296, SLG: 0.378			F9					G6-3		3	0	1	0	0	0	0											
Inning Stats	R: 0 E: 0 K: 0 S: 8	H: 0 LOB: 0 BB: 0 P: 13	R: 0 E: 0 K: 2 S: 15	H: 1 LOB: 1 BB: 0 P: 18	R: 0 E: 0 K: 0 S: 10	H: 2 LOB: 2 BB: 0 P: 18	R: 0 E: 0 K: 0 S: 4	H: 0 LOB: 0 BB: 0 P: 5	R: 0 E: 0 K: 1 S: 12	H: 1 LOB: 1 BB: 0 P: 20	R: 1 E: 0 K: 1 S: 8	H: 1 LOB: 0 BB: 0 P: 11	R: 1 E: 0 K: 2 S: 11	H: 1 LOB: 0 BB: 0 P: 15	R: 0 E: 0 K: 2 S: 9	H: 0 LOB: 0 BB: 0 P: 12		1B: 4 2B: 1 3B: 0 HR: 2	SF: 0 SAC: 0 DP: 1 HBP: 0	WP: 0 PB: 0 SB: 0 CS: 0	PA: 33						
PITCHER	IP	WLS	BF	H	R	ER	SO	BB	IBB	HBP	BLK	WP	HR	S	P	ERA	WHIP										
Sidney Ponson, R ERA: 3.85	(1, 1)	8.0	W	30	7	2	2	4	0	0	0	0	2	73	105	2.25	0.875										
B.J. Ryan, L ERA: 5.76	(9, 1)	1.0		3	0	0	0	2	0	0	0	0	0	9	12	0.00	0.000										

Batter	1	2	3	4	5	6	7	8	9	AB	R	H	RBI	BB	SO	LOB	BOTTOM										
1 Brian Roberts, S OBP: 0.368, SLG: 0.425 Jose Morban, S OBP: 0.200, SLG: 0.308	G3-1	FC6-4						G5-3		4	2	2	0	0	0	2	Toronto Blue Jays @ Baltimore Orioles Oriole Park at Camden Yards, Baltimore, MD Sat Jul 05 2003, 7:05 PM EDT Att: 29,859 - Sunny - 95 F										
Luis Matos, R OBP: 0.400, SLG: 0.542	1B							K		4	2	3	0	1	1	0											
6 Melvin Mora, R OBP: 0.458, SLG: 0.579	1B									4	2	4	2	0	0	0											
Jeff Conine, R OBP: 0.342, SLG: 0.475 53 Carlos Mendez, R OBP: 0.250, SLG: 0.350	1B									4	2	3	5	0	0	2											
31 Jay Gibbons, L OBP: 0.350, SLG: 0.486	G1-2-3									4	0	0	0	0	1	4											
Tony Batista, R OBP: 0.289, SLG: 0.434	F8							G5-3		4	0	0	0	0	0	0											
B.J. Surhoff, L OBP: 0.360, SLG: 0.419	L5							G4-3		4	0	0	0	0	0	0											
Deivi Cruz, R OBP: 0.277, SLG: 0.420	1B							K		4	0	1	0	0	1	0											
Brook Fordyce, R OBP: 0.318, SLG: 0.357	1B							K		3	1	1	1	1	1	0											
Inning Stats	R: 0 E: 0 K: 0 S: 13	H: 3 LOB: 2 BB: 0 P: 21	R: 0 E: 0 K: 0 S: 7	H: 1 LOB: 1 BB: 1 P: 14	R: 3 E: 0 K: 0 S: 10	H: 3 LOB: 0 BB: 0 P: 19	R: 4 E: 1 K: 0 S: 12	H: 3 LOB: 0 BB: 1 P: 19	R: 0 E: 0 K: 1 S: 13	H: 4 LOB: 1 BB: 0 P: 16	R: 0 E: 0 K: 1 S: 5	H: 0 LOB: 0 BB: 0 P: 8	R: 0 E: 0 K: 2 S: 10	H: 0 LOB: 0 BB: 0 P: 14	R: 0 E: 0 K: 2 S: 9	H: 0 LOB: 0 BB: 0 P: 12		1B: 11 2B: 0 3B: 0 HR: 3	SF: 0 SAC: 0 DP: 2 HBP: 0	WP: 0 PB: 0 SB: 1 CS: 0	PA: 38						
PITCHER	IP	WLS	BF	H	R	ER	SO	BB	IBB	HBP	BLK	WP	HR	S	P	ERA	WHIP										
Cory Lidle, R ERA: 5.68	(1, 1)	3.2	L	22	10	7	7	0	0	0	0	0	1	14	18	13.50	3.273										
Scott Service, R ERA: 5.6	(4, 1)	1.1		8	4	2	2	0	0	0	0	0	0	6	8	0.00	0.000										
Jason Kershner, L ERA: 7.04	(6, 1)	1.0		2	0	0	0	1	0	0	0	0	0	5	8	0.00	0.000										
Jeff Tam, R ERA: 5.71	(7, 1)	1.0		3	0	0	0	1	0	0	0	0	0	10	14	0.00	0.000										
Juan Acevedo, R ERA: 6.75	(8, 1)	1.0		3	0	0	0	2	0	0	0	0	0	10	14	0.00	0.000										

AB	33
R	2
H	7
RBI	2
BB	0
SO	6
LOB	5



AB	36
R	9
H	14
RBI	8
BB	2
SO	4
LOB	8



Batter	1	2	3	4	5	6	7	8	9	10	AB	R	H	RBI	BB	SO	LOB	TOP			
Shannon Stewart, R OBP: 0.364, SLG: 0.469 (1, 7)	G3-1		1B		K			1B		F9	5	0	2	0	0	1	1				
3 Reed Johnson, R OBP: 0.382, SLG: 0.506 (1, 9)	F8		F7					FC4-6		F9	5	0	1	0	0	0	3				
10 Vernon Wells, R OBP: 0.344, SLG: 0.552 (1, 8)	K		G5-3					G6-3		1B	5	1	1	0	0	2	4				
Carlos Delgado, L OBP: 0.423, SLG: 0.639 Greg Myers, R OBP: 0.428, SLG: 0.575 (6, 2)		HBP		K				F7		1B	2	0	0	0	0	1	1				
Tom Wilson, R OBP: 0.394, SLG: 0.472 (6, 3)		K			F9			K		HR	3	0	0	0	0	2	2				
Frank Catalanotto, L OBP: 0.340, SLG: 0.468 Chris Woodward, R OBP: 0.317, SLG: 0.392 (9, 6)		K								F8	1	0	0	0	0	0	0				
Eric Hinske, L OBP: 0.321, SLG: 0.457 (1, 5)		2B			G4-3			HR		HR	5	2	4	3	0	0	0				
Josh Phelps, R OBP: 0.348, SLG: 0.437 (1, 10)		2B			G5-3			K		K	5	0	0	0	0	2	3				
Howie Clark, L OBP: 0.453, SLG: 0.510 (9, 3)			1B		1B			G3-1			4	0	3	0	0	0	0				
Mike Bordick, R OBP: 0.288, SLG: 0.388 (9, 4)			P4		F7			F9		G6-3	4	0	0	0	0	0	3				
Inning Stats	R: 0 E: 0 K: 1 S: 8	H: 0 LOB: 0 BB: 0 P: 9	R: 0 E: 0 K: 1 S: 8	H: 1 LOB: 1 BB: 0 P: 15	R: 0 E: 0 K: 0 S: 16	H: 2 LOB: 2 BB: 0 P: 23	R: 0 E: 0 K: 2 S: 12	H: 0 LOB: 0 BB: 0 P: 9	R: 0 E: 0 K: 2 S: 12	H: 1 LOB: 1 BB: 0 P: 17	R: 1 E: 0 K: 1 S: 12	H: 1 LOB: 0 BB: 0 P: 16	R: 0 E: 0 K: 0 S: 5	H: 1 LOB: 0 BB: 0 P: 7	R: 2 E: 0 K: 0 S: 12	H: 3 LOB: 1 BB: 0 P: 20	R: 2 E: 0 K: 0 S: 16	H: 3 LOB: 2 BB: 1 P: 25	1B: 6 2B: 4 3B: 0 HR: 3	SF: 0 SAC: 0 DP: 1 HBP: 1	WP: 0 PA: 43
PITCHER	IP WLS BF H R ER SO BB IBB HBP BLK WP HR S P ERA WHIP	IP WLS BF H R ER SO BB IBB HBP BLK WP HR S P ERA WHIP																			
Rodrigo Lopez, R ERA: 6.12 (8, 1)	7.0	0	27	6	1	1	8	0	0	0	0	0	0	0	0	5	7	1.29	0.857		
Hector Carrasco, R ERA: 3.86 (9, 1)	1.0	H	3	1	0	0	0	0	0	0	0	0	0	0	2	12	20	18.00	3.000		
Jorge Julio, R ERA: 4.19 (10, 1)	1.0	B	6	3	2	2	0	0	0	0	0	0	0	0	6	8	13.50	1.500			
Kerry Ligtenberg, R ERA: 3.34 (10, 1)	0.2	L	3	1	1	1	0	0	0	0	0	0	0	0	8	14	∞	∞			
Buddy Groom, L ERA: 5.23	0.0		3	2	1	1	0	1	0	0	0	0	0	0	8	14	∞	∞			

Toronto Blue Jays @ Baltimore Orioles
 Oriole Park at Camden Yards, Baltimore, MD
 Sun Jul 06 2003, 1:35 PM EDT
 Att. 30,284 - Sunny - 95 F

AB 41
 R 5
 H 13
 RBI 5
 BB 1
 SO 8
 LOB 17



Batter	1	2	3	4	5	6	7	8	9	10	AB	R	H	RBI	BB	SO	LOB	BOTTOM			
1 Brian Roberts, S OBP: 0.359, SLG: 0.413 (1, 4)	K		L7		G1-6-3			F7		L8	5	0	0	0	0	1	3				
Luis Matos, R OBP: 0.400, SLG: 0.532 (1, 8)		CS			1B			F8		G6-3	3	1	0	0	2	0	2				
6 Melvin Mora, R OBP: 0.457, SLG: 0.591 (1, 7)		K			K			HR		G6-3	5	1	2	1	0	2	2				
Jeff Conine, R OBP: 0.343, SLG: 0.477 (1, 3)		G6-3			FC4			F8		G5-3	5	0	2	0	0	0	1				
31 Jay Gibbons, L OBP: 0.345, SLG: 0.480 (1, 9)		K			FC4			L4			4	0	0	0	0	2	2				
Tony Batista, R OBP: 0.289, SLG: 0.430 (1, 5)		F9			P4			K			3	0	0	0	1	1	2				
B.J. Surhoff, L OBP: 0.354, SLG: 0.411 (1, 10)					K			G6-3		SH1-4	3	0	0	0	0	2	1				
Deivi Cruz, R OBP: 0.280, SLG: 0.432 (1, 6)					G6-3			HR		F8	4	1	2	1	0	0	1				
Geronimo Gil, R OBP: 0.308, SLG: 0.325 David Segui, S OBP: 0.343, SLG: 0.366 Brook Fordyce, R OBP: 0.318, SLG: 0.357 (10, 2)		G6-3			G6-3			E1		K	3	0	2	0	0	0	1				
Inning Stats	R: 0 E: 0 K: 2 S: 8	H: 0 LOB: 0 BB: 1 P: 14	R: 0 E: 0 K: 1 S: 7	H: 0 LOB: 0 BB: 0 P: 10	R: 0 E: 0 K: 1 S: 16	H: 1 LOB: 1 BB: 0 P: 19	R: 1 E: 1 K: 1 S: 9	H: 1 LOB: 1 BB: 1 P: 17	R: 1 E: 0 K: 0 S: 13	H: 2 LOB: 1 BB: 0 P: 17	R: 1 E: 1 K: 0 S: 9	H: 1 LOB: 1 BB: 0 P: 10	R: 0 E: 0 K: 1 S: 8	H: 0 LOB: 0 BB: 0 P: 10	R: 0 E: 0 K: 1 S: 10	H: 1 LOB: 1 BB: 0 P: 18	R: 0 E: 0 K: 0 S: 8	H: 1 LOB: 1 BB: 0 P: 10	1B: 4 2B: 2 3B: 0 HR: 2	SF: 0 SAC: 1 DP: 0	WP: 0 PA: 40
PITCHER	IP WLS BF H R ER SO BB IBB HBP BLK WP HR S P ERA WHIP	IP WLS BF H R ER SO BB IBB HBP BLK WP HR S P ERA WHIP																			
Mark Hendrickson, L ERA: 5.55 (8, 1)	5.0	3	0	0	2	0	0	0	0	0	0	0	0	9	12	0.00	0.000				
Jason Kershner, L ERA: 5.23 (7, 1)	1.2	6	1	0	0	0	0	0	0	0	0	0	0	14	16	0.00	0.600				
Jeff Tam, R ERA: 5.48 (8, 1)	0.2	3	0	0	0	1	1	0	0	0	0	0	0	6	12	0.00	1.500				
Trevor Miller, L ERA: 4.8 Juan Acevedo, R ERA: 5.29 (8, 1)	1.2	W	6	1	0	0	1	0	0	0	0	0	0	15	20	0.00	0.600				

Toronto Blue Jays @ Baltimore Orioles
 Oriole Park at Camden Yards, Baltimore, MD
 Sun Jul 06 2003, 1:35 PM EDT
 Att. 30,284 - Sunny - 95 F

AB 36
 R 3
 H 8
 RBI 2
 BB 3
 SO 9
 LOB 16




Batter	1	2	3	4	5	6	7	8	9	AB	R	H	RBI	BB	SO	LOB	TOP								
Trot Nixon, L OBP: 0.399, SLG: 0.544 (1, 9)										4	0	0	0	1	2	4	Boston Red Sox @ Toronto Blue Jays SkyDome, Toronto, ON Thu Jul 10 2003, 7:05 PM EDT Att: 20,113 - Dome - 72 F								
Todd Walker, L OBP: 0.340, SLG: 0.424 (1, 4)									4	0	1	0	1	1	1										
Nomar Garciaparra, R OBP: 0.397, SLG: 0.546 (1, 6)									5	0	0	0	0	0	2										
Manny Ramirez, R OBP: 0.419, SLG: 0.582 Damian Jackson, R OBP: 0.290, SLG: 0.261 (9, 7)									3	1	1	0	2	1	2										
34 David Ortiz, L OBP: 0.385, SLG: 0.558 (1, 10)									5	2	2	1	0	0	3										
Kevin Millar, R OBP: 0.367, SLG: 0.524 (1, 3)									3	3	2	2	1	1	0										
Bill Mueller, S OBP: 0.407, SLG: 0.562 (1, 5)									4	1	4	2	0	0	0										
Gabe Kapler, R OBP: 0.346, SLG: 0.427 (1, 8)									4	0	1	2	0	0	3										
Jason Varitek, S OBP: 0.368, SLG: 0.583 (1, 2)									4	0	2	0	0	0	1										
Inning Stats	R: 0 E: 0 K: 0 S: 8	H: 0 LOB: 0 BB: 1 P: 13	R: 1 E: 0 K: 0 S: 8	H: 1 LOB: 1 BB: 2 P: 20	R: 0 E: 0 K: 1 S: 8	H: 0 LOB: 0 BB: 0 P: 11	R: 4 E: 1 K: 0 S: 17	H: 4 LOB: 1 BB: 1 P: 29	R: 0 E: 0 K: 1 S: 15	H: 1 LOB: 1 BB: 0 P: 6	R: 2 E: 0 K: 1 S: 15	H: 4 LOB: 1 BB: 0 P: 23	R: 0 E: 0 K: 2 S: 11	H: 1 LOB: 1 BB: 0 P: 13	R: 0 E: 0 K: 2 S: 11	H: 2 LOB: 2 BB: 0 P: 18		R: 0 E: 0 K: 1 S: 11	H: 0 LOB: 1 BB: 1 P: 17	1B: 8 2B: 2 3B: 1 HR: 2	SF: 0 SAC: 0 DP: 3 HBP: 0	WP: 0 PB: 0 SB: 0 CS: 0	PA: 41		
PITCHER	IP	WLS	BF	H	R	ER	SO	BB	IBB	HBP	BLK	WP	HR	S	P	ERA	WHIP								
Cory Lidle, R ERA: 5.96 (1, 1)	5.0	L	25	9	7	7	1	4	0	0	0	0	2	52	88	12.60	2.600								
Corey Thurman, R ERA (6, 1)	3.0		12	4	0	0	3	0	0	0	0	0	0	28	45	0.00	1.333								
Scott Service, R ERA: 5.4 (9, 1)	1.0		4	0	0	0	1	1	0	0	0	0	0	11	17	0.00	1.000								

Batter	1	2	3	4	5	6	7	8	9	AB	R	H	RBI	BB	SO	LOB	BOTTOM								
Shannon Stewart, R OBP: 0.352, SLG: 0.450 (1, 10)										4	0	0	0	0	0	2	Boston Red Sox @ Toronto Blue Jays SkyDome, Toronto, ON Thu Jul 10 2003, 7:05 PM EDT Att: 20,113 - Dome - 72 F								
Frank Catalanotto, L OBP: 0.346, SLG: 0.464 (1, 7)										4	0	1	0	0	1	2									
10 Vernon Wells, R OBP: 0.340, SLG: 0.550 (1, 8)										4	1	2	1	0	2	0									
Carlos Delgado, L OBP: 0.425, SLG: 0.639 (1, 3)										3	0	0	0	1	1	2									
Tom Wilson, R OBP: 0.360, SLG: 0.464 Howie Clark, L OBP: 0.455, SLG: 0.500 (9, PH)										3	0	1	0	0	0	0									
Eric Hinske, L OBP: 0.315, SLG: 0.438 (1, 5)									3	0	1	0	1	1	2										
3 Reed Johnson, R OBP: 0.373, SLG: 0.488 (1, 9)									4	0	1	0	0	0	2										
Orlando Hudson, S OBP: 0.348, SLG: 0.419 (1, 4)										4	0	1	0	0	2	1									
Chris Woodward, R OBP: 0.312, SLG: 0.383 (1, 6)										3	0	1	0	0	1	0									
Inning Stats	R: 1 E: 0 K: 1 S: 18	H: 2 LOB: 2 BB: 1 P: 28	R: 0 E: 0 K: 1 S: 15	H: 2 LOB: 0 BB: 0 P: 23	R: 0 E: 0 K: 1 S: 11	H: 1 LOB: 0 BB: 0 P: 13	R: 0 E: 0 K: 2 S: 8	H: 0 LOB: 0 BB: 0 P: 11	R: 0 E: 0 K: 1 S: 6	H: 0 LOB: 1 BB: 1 P: 13	R: 0 E: 0 K: 1 S: 11	H: 2 LOB: 2 BB: 0 P: 16	R: 0 E: 0 K: 1 S: 8	H: 1 LOB: 1 BB: 0 P: 12	1B: 7 2B: 0 3B: 0 HR: 1	SF: 0 SAC: 0 DP: 2 HBP: 0		WP: 0 PB: 0 SB: 0 CS: 0	PA: 35						
PITCHER	IP	WLS	BF	H	R	ER	SO	BB	IBB	HBP	BLK	WP	HR	S	P	ERA	WHIP								
Ramiro Mendoza, R ERA: 5.59 (1, 1)	5.0	W	20	5	1	1	4	1	0	0	0	0	0	14	24	0.00	0.500								
Brandon Lyon, R ERA: 4.14 (8, 1)	2.0		6	0	0	0	3	1	0	0	0	0	0	11	16	0.00	2.000								
50 Mike Timlin, R ERA: 3.35 Chad Fox, R ERA: 2.63 (9, 1)	1.0		4	1	0	0	0	0	0	0	0	0	0	8	12	0.00	1.000								



Batter	1	2	3	4	5	6	7	8	9	AB	R	H	RBI	BB	SO	LOB	TOP																			
Alfonso Soriano, R OBP: 0.353, SLG: 0.523	F9	2B	L5			2B	P4			5	1	2	1	0	0	2	New York Yankees @ Toronto Blue Jays SkyDome, Toronto, ON Fri Jul 11 2003, 7:05 PM EDT Att: 27,652 - Dome - 72 F																			
2 Derek Jeter, R OBP: 0.394, SLG: 0.453	1B	2B		L4		BB		K		4	2	2	2	1	1	0																				
25 Jason Giambi, L OBP: 0.419, SLG: 0.534	P4	2B		K		K		HR		5	1	2	2	0	2	3																				
Bernie Williams, S OBP: 0.390, SLG: 0.441	1B	G1-3		F7		BB		G6-3		5	1	2	0	0	0	1																				
55 Hideki Matsui, L OBP: 0.359, SLG: 0.452	2B	F8			K	BB		G5-3		5	1	2	1	0	1	1																				
20 Jorge Posada, S OBP: 0.404, SLG: 0.489	BB			G5-3		BB			K	2	0	0	0	3	1	0																				
Robin Ventura, L OBP: 0.326, SLG: 0.386 Ruben Sierra, S OBP: 0.349, SLG: 0.433	K	P2		F8		K		1B		3	0	0	0	0	1	5																				
Raul Mondesi, R OBP: 0.334, SLG: 0.468		1B	F9		F8	BB		K		4	1	1	1	1	1	1																				
Enrique Wilson, S OBP: 0.254, SLG: 0.333	2B	1B	F7		G6-3	1B		L3		5	1	2	1	0	0	1																				
Inning Stats	R: 1 E: 0 K: 1 S: 15	H: 3 LOB: 3 BB: 1 P: 29	R: 4 E: 0 K: 0 S: 17	H: 5 LOB: 2 BB: 1 P: 27	R: 0 E: 0 K: 0 S: 9	H: 0 LOB: 0 BB: 0 P: 13	R: 0 E: 0 K: 1 S: 8	H: 0 LOB: 0 BB: 0 P: 10	R: 0 E: 0 K: 1 S: 7	H: 0 LOB: 0 BB: 0 P: 7	R: 0 E: 0 K: 1 S: 12	H: 1 LOB: 2 BB: 1 P: 17	R: 2 E: 0 K: 1 S: 17	H: 3 LOB: 2 BB: 2 P: 33	R: 1 E: 0 K: 1 S: 9	H: 1 LOB: 0 BB: 0 P: 9		R: 0 E: 0 K: 2 S: 11	H: 1 LOB: 1 BB: 0 P: 14	1B: 9 2B: 4 3B: 0 HR: 1	SF: 0 SAC: 0 DP: 0 HBP: 0	WP: 0 PB: 0 SB: 0 CS: 0	PA: 45													
PITCHER	IP	WLS	BF	H	R	ER	SO	BB	IBB	HBP	BLK	WP	HR	S	P	ERA	WHIP	PITCHER		IP	WLS	BF	H	R	ER	SO	BB	IBB	HBP	BLK	WP	HR	S	P	ERA	WHIP
John Wasdin, R ERA: 45.0	1.0		12	8	5	5	1	1	0	0	0	0	0	25	43	45.00	9.000	Aquilino Lopez, R ERA: 4.27		1.2		6	1	0	0	2	0	0	0	0	0	16	19	0.00	0.600	
Jason Kershner, L ERA: 3.77	4.2		16	1	0	0	2	0	1	0	0	0	0	38	51	0.00	0.214																			
Dan Reichert, R ERA:	0.0		1	0	0	0	0	1	0	0	0	0	0	2	6	∞	∞																			
Trever Miller, L ERA: 5.28	0.1	L	4	2	2	2	1	1	0	0	0	0	0	9	15	54.00	9.000																			
Scott Service, R ERA: 5.49	1.1		6	2	1	1	2	1	0	0	0	0	1	15	25	6.75	2.250																			
Batter	1	2	3	4	5	6	7	8	9	AB	R	H	RBI	BB	SO	LOB	BOTTOM																			
Shannon Stewart, R OBP: 0.352, SLG: 0.459	HR	G6-3		G4-3		E7		G6-3		5	1	2	2	0	0	1	New York Yankees @ Toronto Blue Jays SkyDome, Toronto, ON Fri Jul 11 2003, 7:05 PM EDT Att: 27,652 - Dome - 72 F																			
3 Read Johnson, R OBP: 0.368, SLG: 0.477	E6	G5-3			BB	L5		K		4	0	0	0	1	1	3																				
10 Vernon Wells, R OBP: 0.338, SLG: 0.548	G6-4-3		1B		FC1-4		P3		G1-3	5	1	1	0	0	0	2																				
Carlos Delgado, L OBP: 0.426, SLG: 0.637	1B		G6-4-3		F8		K			4	0	2	1	0	1	1																				
Tom Wilson, R OBP: 0.358, SLG: 0.465	2B		G6-4-3		FC6-4		L3			4	0	1	0	0	0	2																				
Jayson Werth, R OBP: 0.220, SLG: 0.425 Frank Catalanotto, L OBP: 0.345, SLG: 0.482	G6-3		K			K		E1		3	0	0	0	0	2	2																				
Eric Hinske, L OBP: 0.322, SLG: 0.443		BB		F8		E		G5-3		2	2	1	0	2	0	0																				
Orlando Hudson, S OBP: 0.343, SLG: 0.413		K		K		G5-3		G5-3		4	0	0	0	0	2	4																				
Chris Woodward, R OBP: 0.319, SLG: 0.403 Howie Clark, L OBP: 0.446, SLG: 0.490	G6-3		HR			E		G1-3		2	1	2	2	1	0	0																				
Inning Stats	R: 1 E: 0 K: 0 S: 13	H: 3 LOB: 0 BB: 0 P: 22	R: 1 E: 0 K: 1 S: 12	H: 1 LOB: 1 BB: 1 P: 20	R: 1 E: 0 K: 1 S: 12	H: 2 LOB: 0 BB: 0 P: 16	R: 1 E: 0 K: 1 S: 13	H: 1 LOB: 0 BB: 0 P: 19	R: 0 E: 0 K: 1 S: 10	H: 0 LOB: 0 BB: 0 P: 13	R: 0 E: 0 K: 0 S: 6	H: 0 LOB: 1 BB: 1 P: 12	R: 0 E: 0 K: 1 S: 9	H: 0 LOB: 0 BB: 0 P: 12	1B: 3 2B: 4 3B: 0 HR: 2	SF: 0 SAC: 0 DP: 3 HBP: 0		WP: 0 PB: 0 SB: 0 CS: 0	PA: 39																	
PITCHER	IP	WLS	BF	H	R	ER	SO	BB	IBB	HBP	BLK	WP	HR	S	P	ERA	WHIP	PITCHER		IP	WLS	BF	H	R	ER	SO	BB	IBB	HBP	BLK	WP	HR	S	P	ERA	WHIP
Andy Pettitte, L ERA: 4.63	7.0		32	9	5	5	5	3	0	0	0	0	0	2	82	6.43	1.714	Aquilino Lopez, R ERA: 4.27		1.2		6	1	0	0	2	0	0	0	0	0	16	19	0.00	0.600	
Dan Miceli, R ERA: 3.92	0.0		1	0	0	0	0	0	0	0	0	0	0	1	2	∞	∞																			
42 Mariano Rivera, R ERA: 1.54	2.0	S	6	0	0	0	1	1	0	0	0	0	0	14	22	0.00	0.500																			

AB 40
R 8
H 14
RBI 8
BB 5
SO 8
LOB 17




AB 35
R 5
H 9
RBI 5
BB 4
SO 6
LOB 16




Batter	1	2	3	4	5	6	7	8	9	AB	R	H	RBI	BB	SO	LOB	TOP			
Alfonso Soriano, R OBP: 0.349, SLG: 0.517	1-1 E5 SH1-3		1-1 G4-3			1-1 G5-3		0-0 G5-3		4	0	0	0	0	0	0	New York Yankees @ Toronto Blue Jays SkyDome, Toronto, ON Sat Jul 12 2003, 4:05 PM EDT Att: 37,119 - Dome - 72 F			
2 Derek Jeter, R OBP: 0.363, SLG: 0.452	1-0 SH1-3		3-3 K			0-0 25 HR 1B		2-3 K		3	1	1	0	0	2	0				
25 Jason Giambi, L OBP: 0.417, SLG: 0.540	2-3 K			0-0 G5-3		2-1 1-H HR K		2-3 K		4	1	1	2	0	2	1				
Bernie Williams, S OBP: 0.388, SLG: 0.435	1-1 G6-3			0-1 G4-3		0-3 K		4-0 55 1B 20 1B 55 WP BB		3	1	0	0	1	1	1				
55 Hideki Matsui, L OBP: 0.358, SLG: 0.449		1-2 G3		0-2 G4-3			1-2 G4-3	3-2 20 1B 1-3 1B		4	0	1	0	0	0	0				
20 Jorge Posada, S OBP: 0.405, SLG: 0.489		0-0 G4-3 1B			0-2 G4-3		2-3 K	1-2 1-3 1B		4	0	2	1	0	1	0				
Robin Ventura, L Enrique Wilson, S OBP: 0.250, SLG: 0.328		2-2 G4-3		0-1 G1-3			0-0 1B	1-2 3-H F9		3	0	1	0	0	0	1				
Karim Garcia, L Ruben Sierra, S OBP: 0.271, SLG: 0.435		1-1 G4-3		2-1 F9			1-2 G5-3	1-1 P2		3	0	0	0	0	0	2				
Curtis Pride, L OBP: 0.083, SLG: 0.333			0-3 K			0-0 G6-3		2-1 G4-3		3	0	0	0	0	1	0				
Inning Stats	R: 0 E: 1 K: 1 S: 8	H: 0 LOB: 1 BB: 0 P: 13	R: 0 E: 0 K: 0 S: 9	H: 1 LOB: 1 BB: 0 P: 13	R: 0 E: 0 K: 2 S: 8	H: 0 LOB: 0 BB: 0 P: 12	R: 0 E: 0 K: 0 S: 7	H: 0 LOB: 0 BB: 0 P: 9	R: 2 E: 0 K: 1 S: 9	H: 2 LOB: 0 BB: 0 P: 12	R: 0 E: 0 K: 1 S: 11	H: 1 LOB: 1 BB: 0 P: 15	R: 0 E: 0 K: 1 S: 6	H: 0 LOB: 0 BB: 0 P: 10	R: 1 E: 0 K: 1 S: 13	H: 2 LOB: 2 BB: 1 P: 24		1B: 5 2B: 0 3B: 0 HR: 1	SF: 0 SAC: 1 DP: 0 HBP: 0	WP: 1 PB: 0 SB: 0 CS: 0
PITCHER	IP WLS BF H R ER SO BB IBB HBP BLK WP HR S P ERA WHIP	8.0 W 29 4 2 2 6 0 0 0 0 0 1 66 92 2.25 0.500	0.1 4 2 1 1 1 1 0 0 0 0 0 0 10 20 27.00 9.000	0.2 2 0 0 0 0 0 0 0 0 0 0 0 3 4 0.00 0.000	PITCHER										IP WLS BF H R ER SO BB IBB HBP BLK WP HR S P ERA WHIP					

Batter	1	2	3	4	5	6	7	8	9	AB	R	H	RBI	BB	SO	LOB	BOTTOM			
Shannon Stewart, R Jayson Werth, R OBP: 0.351, SLG: 0.455	1-0 F8		3-1 G6-3		0-1 G5-4-3		1-1 1B HBP	0-0 G4-3 10 1B 2B		3	0	0	0	0	0	1	New York Yankees @ Toronto Blue Jays SkyDome, Toronto, ON Sat Jul 12 2003, 4:05 PM EDT Att: 37,119 - Dome - 72 F			
Frank Catalanotto, L	2-3 K		0-2 E6		0-2 G6-3		2-2 1-3 2-H 3-H 1B	1-2 G4-3		5	0	1	2	0	1	1				
10 Vernon Wells, R OBP: 0.339, SLG: 0.554	0-1 HR		0-3 K		1-0 F7		1-1 F8	1-2 1B		5	1	2	2	0	1	3				
Carlos Delgado, L OBP: 0.426, SLG: 0.633	0-3 K			0-0 G4-6-3 3 1B 1B		1-3 K		E 3 1B F7		5	2	2	0	0	2	1				
Greg Myers, L OBP: 0.434, SLG: 0.569		4-2 G3 BB		0-2 G4-6-3 1B		1-1 F7		1-1 3 E 2B 1B		3	1	2	0	1	0	0				
Eric Hinske, L OBP: 0.317, SLG: 0.435		1-2 G3		1-1 G4-6-3			2-1 G2-3	1-1 3 2B 1B		4	1	0	0	0	0	5				
3 Reed Johnson, R OBP: 0.371, SLG: 0.483		0-3 K		2-1 1B			3-2 F8	1-0 1B 2B		4	1	2	3	0	1	1				
Howie Clark, L Orlando Hudson, S OBP: 0.450, SLG: 0.491		3-3 K		1-2 G4-3			0-2 HBP 1B 1B	0-2 2B 1B		4	2	2	2	0	1	2				
Chris Woodward, R OBP: 0.322, SLG: 0.405			2-2 G5-3		1-1 G5-4-3 1B		2-2 HBP 1B 1B	1-0 F9		4	1	2	0	0	0	1				
Inning Stats	R: 1 E: 0 K: 2 S: 9	H: 1 LOB: 0 BB: 0 P: 12	R: 0 E: 0 K: 2 S: 13	H: 0 LOB: 1 BB: 1 P: 21	R: 0 E: 1 K: 1 S: 14	H: 0 LOB: 1 BB: 0 P: 19	R: 1 E: 0 K: 0 S: 11	H: 3 LOB: 1 BB: 0 P: 15	R: 0 E: 0 K: 1 S: 6	H: 0 LOB: 0 BB: 0 P: 9	R: 2 E: 0 K: 0 S: 21	H: 3 LOB: 2 BB: 0 P: 32	R: 6 E: 1 K: 0 S: 22	H: 6 LOB: 1 BB: 0 P: 28	R: 1 E: 0 K: 1 S: 13	H: 2 LOB: 2 BB: 0 P: 24		1B: 11 2B: 2 3B: 0 HR: 1	SF: 0 SAC: 0 DP: 2 HBP: 1	WP: 0 PB: 0 SB: 0 CS: 0
PITCHER	IP WLS BF H R ER SO BB IBB HBP BLK WP HR S P ERA WHIP	7.0 L 30 8 4 4 4 0 0 0 0 0 0 5 7 27.00 9.000	0.0 3 2 3 3 0 0 0 0 0 0 0 0 5 7 27.00 9.000	0.1 4 3 2 1 0 0 0 0 0 0 0 0 6 8 27.00 9.000	0.2 3 1 1 1 0 0 0 0 0 0 0 0 11 13 13.50 1.500	PITCHER										IP WLS BF H R ER SO BB IBB HBP BLK WP HR S P ERA WHIP				

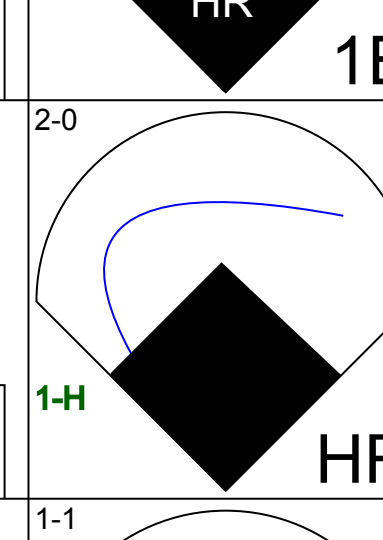
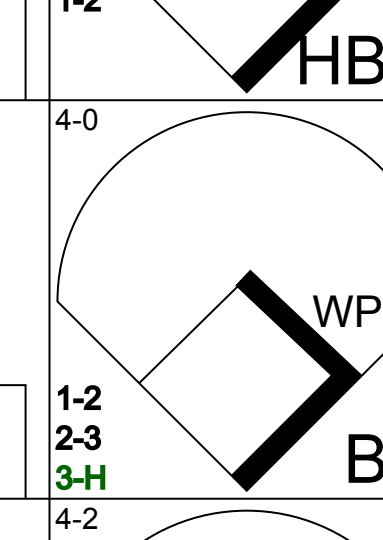
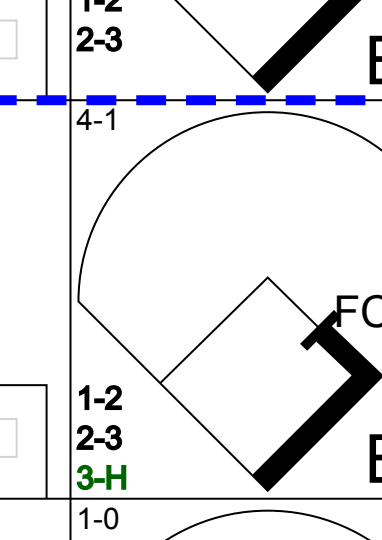
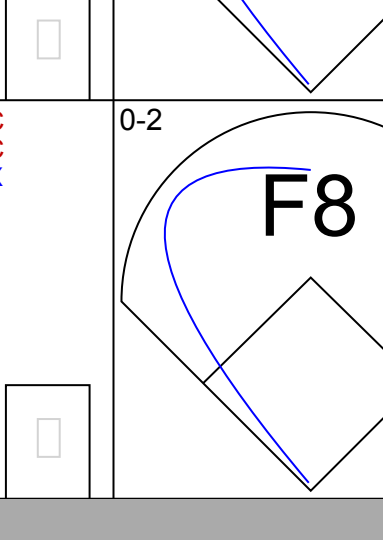

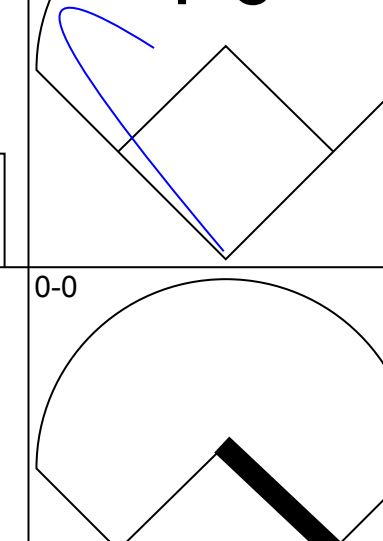
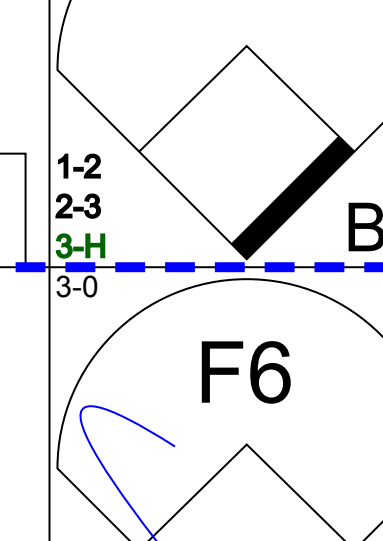
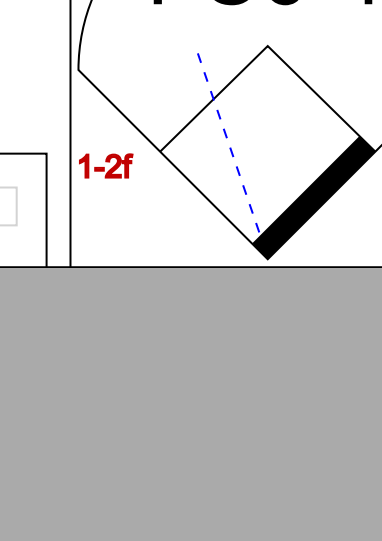


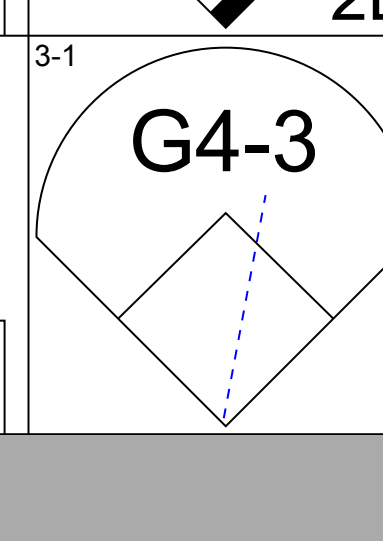
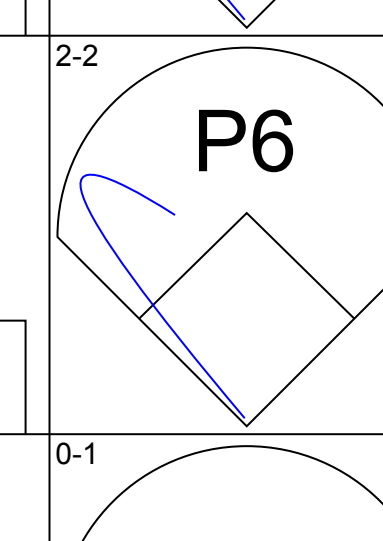




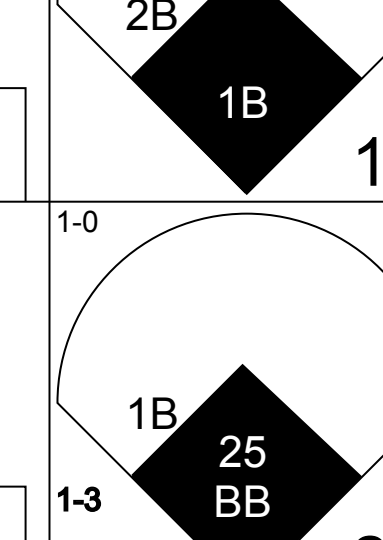
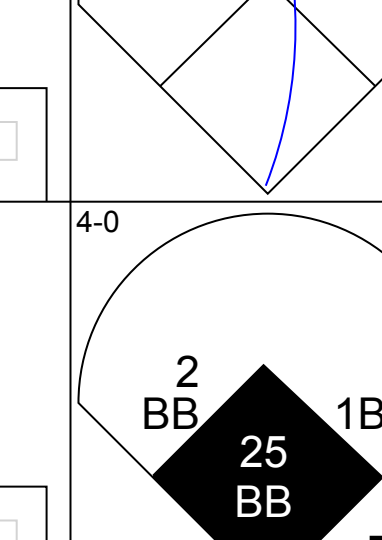


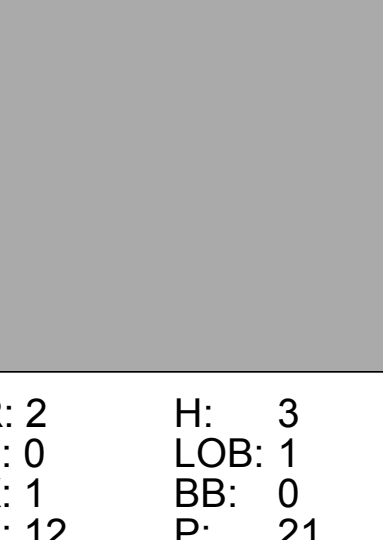
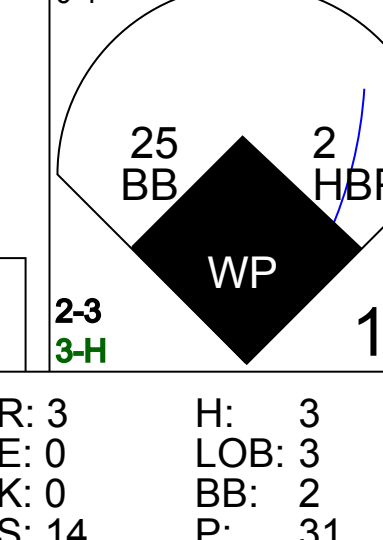
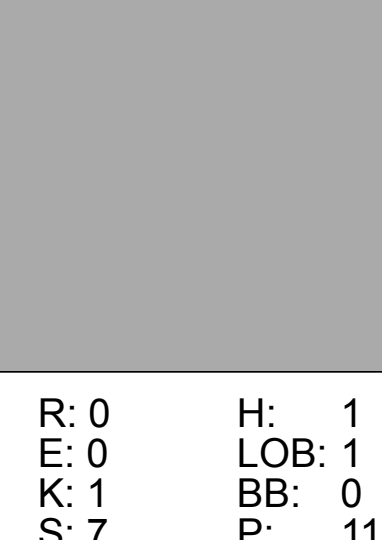
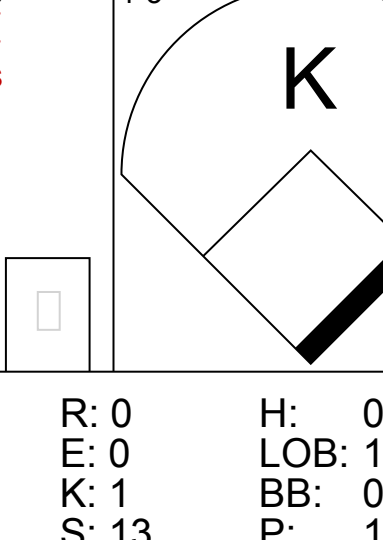
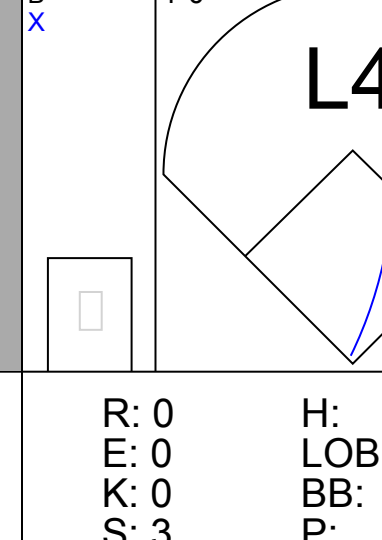


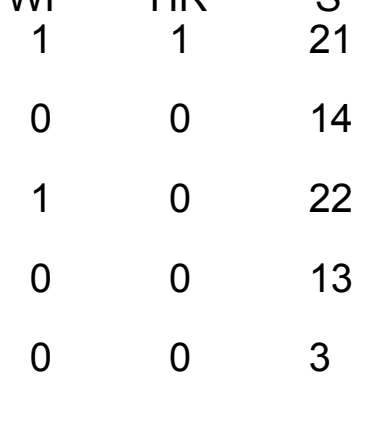
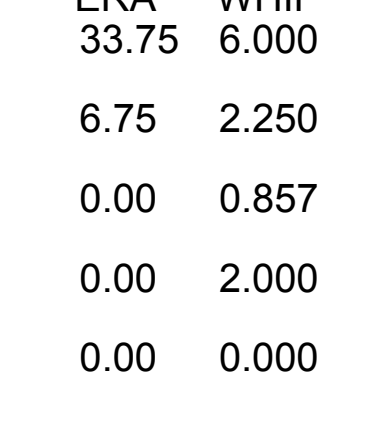


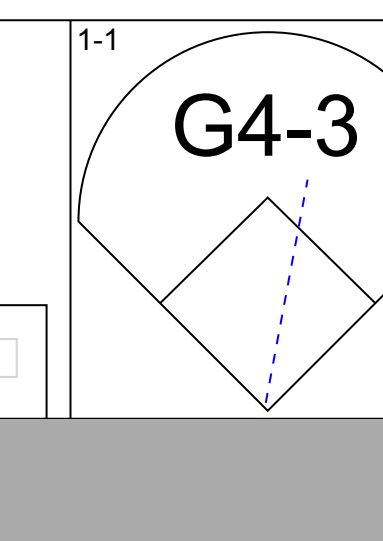





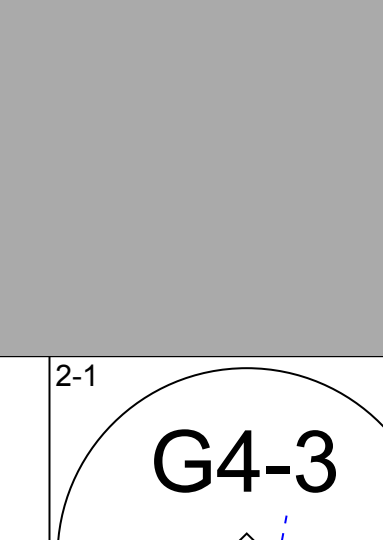

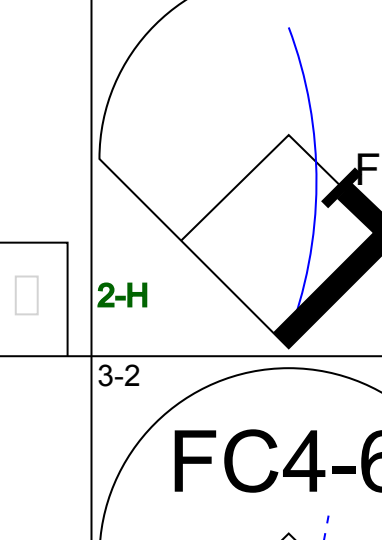
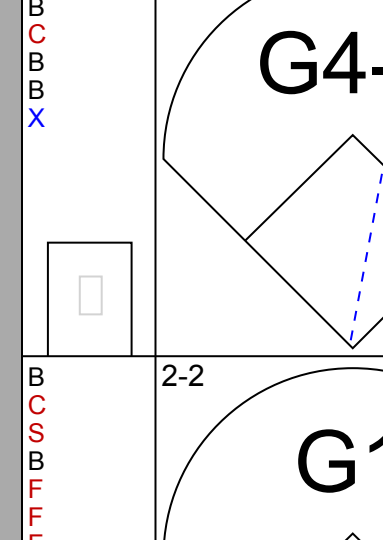
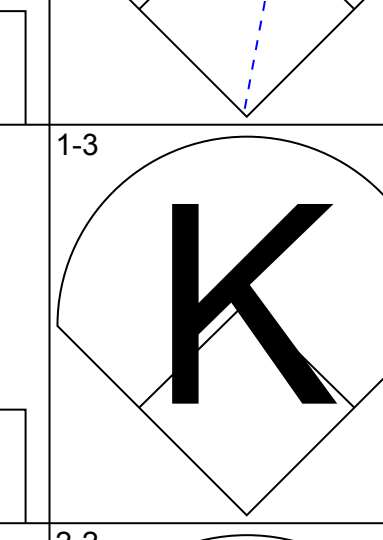

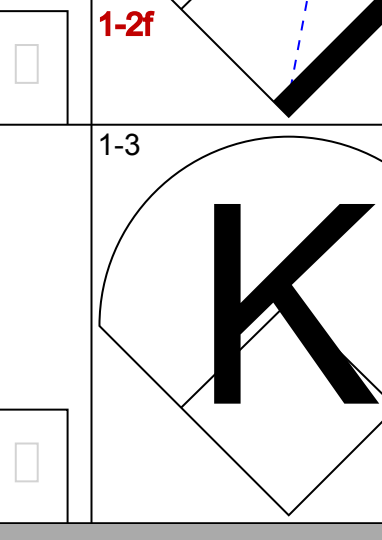

AB 33
R 3
H 6
RBI 3
BB 1
SO 7
LOB 9



AB 38
R 10
H 14
RBI 10
BB 1
SO 6
LOB 15




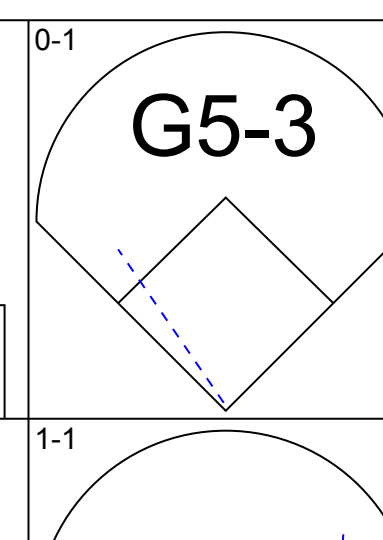
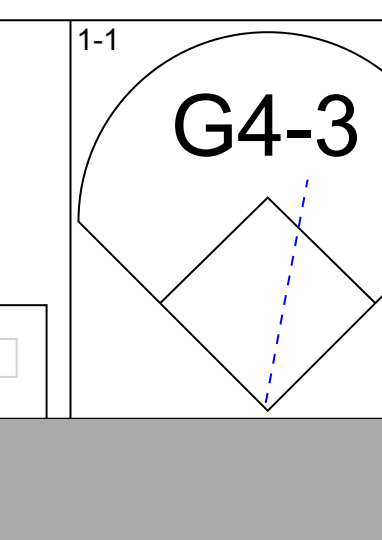


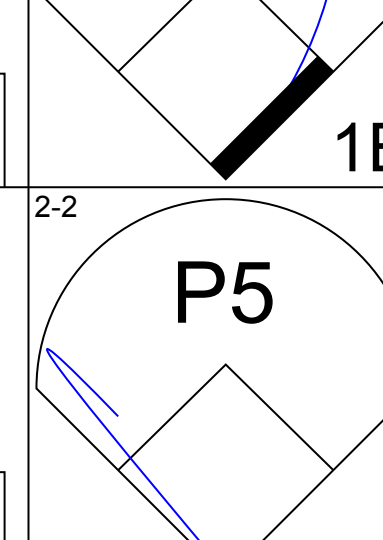
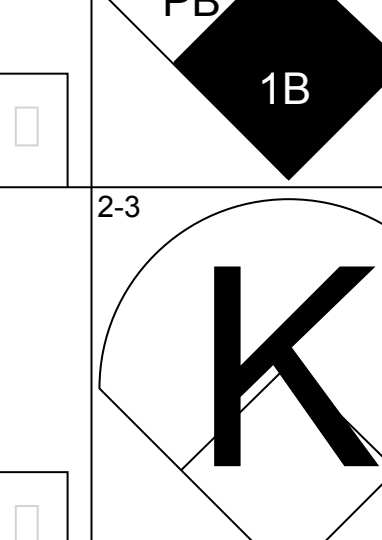


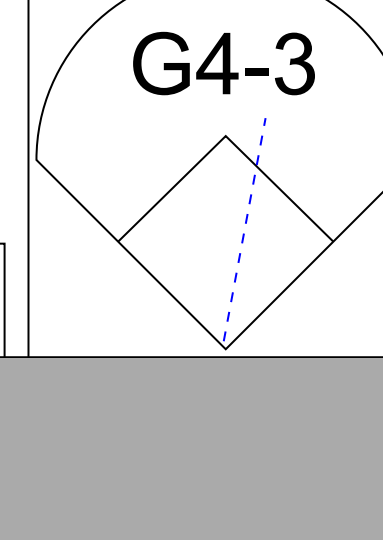
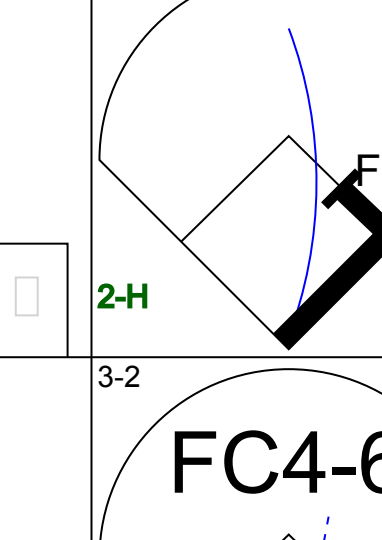

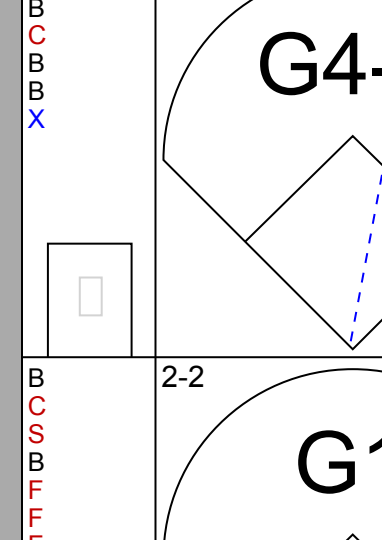

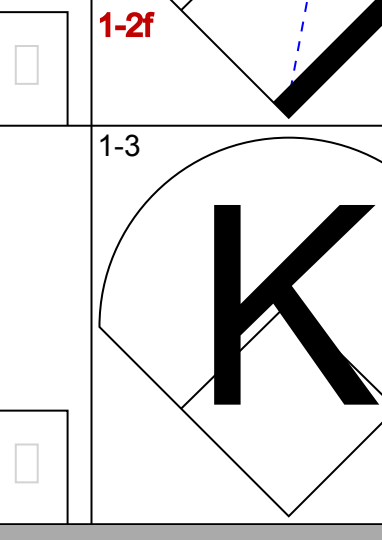

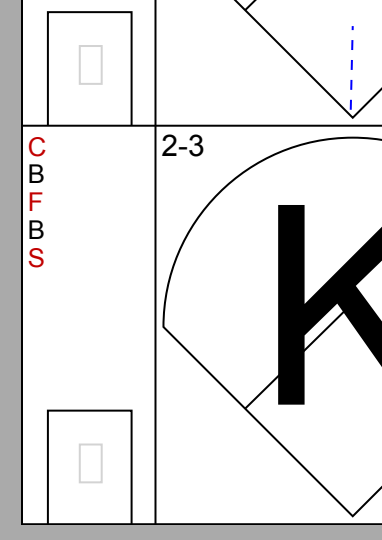
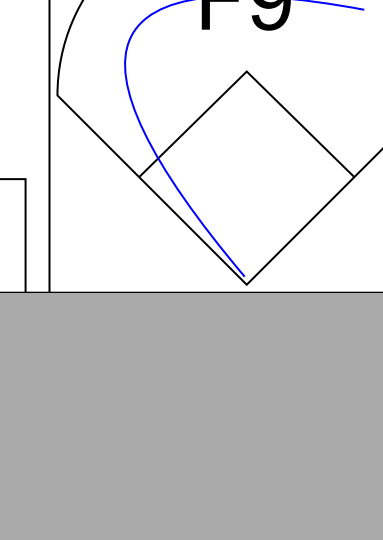

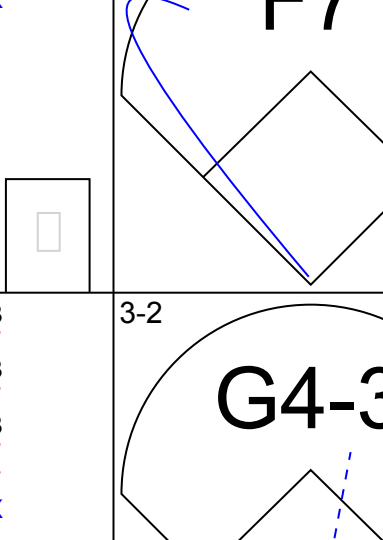



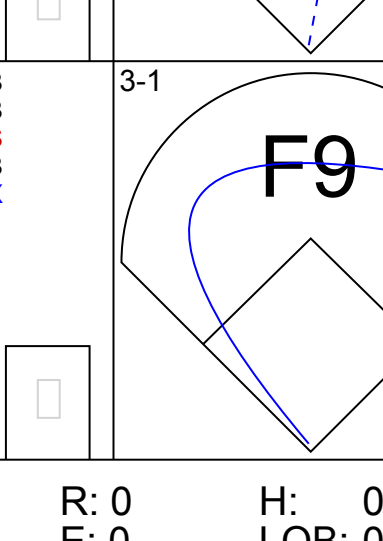


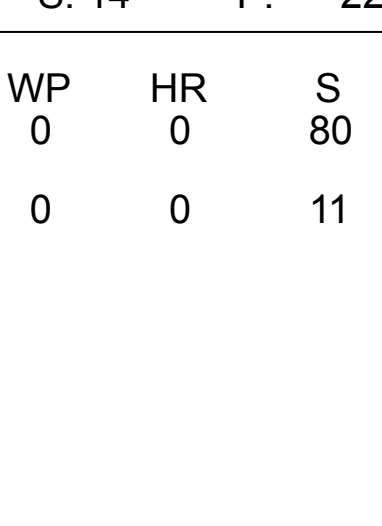
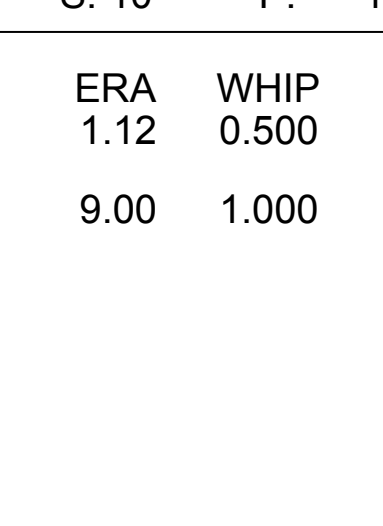

WP: 0
PB: 0
SB: 0
CS: 0

Batter	1	2	3	4	5	6	7	8	9	AB	R	H	RBI	BB	SO	LOB	TOP						
Alfonso Soriano, R OBP: 0.345, SLG: 0.511 (1, 4)																	5	0	0	0	0	2	5
2 Derek Jeter, R OBP: 0.388, SLG: 0.450 (1, 6)																	3	1	1	0	1	0	1
25 Jason Giambi, L OBP: 0.419, SLG: 0.547 (1, 3)																	3	1	1	4	2	0	1
Bernie Williams, S OBP: 0.392, SLG: 0.436 (1, 8)																	4	0	2	0	1	0	3
55 Hideki Matsui, L OBP: 0.356, SLG: 0.449 (1, 10)																	5	0	1	0	0	2	5
20 Jorge Posada, S OBP: 0.402, SLG: 0.482 (1, 2)																	4	0	0	0	1	1	5
Ruben Sierra, S OBP: 0.352, SLG: 0.437 (1, 7)																	4	1	2	0	1	0	1
Raul Mondesi, R OBP: 0.334, SLG: 0.468 (9, 9)																	0	0	0	0	0	0	0
Robin Ventura, L OBP: 0.328, SLG: 0.387 (1, 5)																	4	2	1	0	1	0	3
Karim Garcia, L OBP: 0.276, SLG: 0.434 (9, 7)																	5	1	2	1	0	2	1
Inning Stats	R: 2 E: 0 K: 1 S: 12	H: 3 LOB: 1 BB: 0 P: 21	R: 3 E: 0 K: 0 S: 14	H: 3 LOB: 3 BB: 2 P: 31	R: 1 E: 0 K: 1 S: 11	H: 1 LOB: 3 BB: 3 P: 26	R: 0 E: 0 K: 1 S: 7	H: 1 LOB: 1 BB: 0 P: 11	R: 0 E: 0 K: 2 S: 13	H: 0 LOB: 1 BB: 0 P: 17	R: 0 E: 0 K: 2 S: 13	H: 1 LOB: 2 BB: 1 P: 23	R: 0 E: 0 K: 0 S: 3	H: 0 LOB: 0 BB: 0 P: 6	R: 0 E: 0 K: 0 S: 7	H: 1 LOB: 0 BB: 0 P: 9	R: 0 E: 1 K: 1 S: 9	H: 0 LOB: 1 BB: 1 P: 17	1B: 6 2B: 3 3B: 0 HR: 1	SF: 0 SAC: 0 DP: 2 HBP: 1	WP: 2 PB: 2 SB: 1 CS: 0	PA: 45	
PITCHER	IP	WLS	BF	H	R	ER	SO	BB	IBB	HBP	BLK	WP	HR	S	P	ERA	WHIP						
Kelvin Escobar, R ERA: 4.72	1.1	L	13	6	5	5	1	2	0	0	0	1	1	21	42	33.75	6.000						
Corey Thurman, R ERA: 2.09	2.1		7	1	1	1	1	2	0	0	0	0	0	14	29	6.75	2.250						
Jason Kershner, L ERA: 3.24	2.1		10	1	0	0	2	1	0	0	0	1	0	22	35	0.00	0.857						
Scott Service, R ERA: 5.28	1.0		5	1	0	0	2	1	0	0	0	0	0	13	23	0.00	2.000						
Dan Reichert, R ERA:	1.0		3	0	0	0	0	0	0	0	0	0	0	3	6	0.00	0.000						
PITCHER	IP	WLS	BF	H	R	ER	SO	BB	IBB	HBP	BLK	WP	HR	S	P	ERA	WHIP						
Trevor Miller, L ERA: 5.01	1.0		3	1	0	0	0	0	0	0	0	0	0	7	9	0.00	1.000						
Aquilino Lopez, R ERA: 4.16	1.0		4	0	0	0	1	1	0	0	0	0	0	9	17	0.00	1.000						

New York Yankees @ Toronto Blue Jays
SkyDome, Toronto, ON
Sun Jul 13 2003, 1:05 PM EDT
Att: 32,664 - Sunny - 75 F


AB 37
R 6
H 10
RBI 5
BB 7
SO 7
LOB 25



Batter	1	2	3	4	5	6	7	8	9	AB	R	H	RBI	BB	SO	LOB	BOTTOM						
Shannon Stewart, R OBP: 0.347, SLG: 0.449 (1, 7)																	4	0	0	0	0	1	1
Frank Catalanotto, L OBP: 0.345, SLG: 0.461 (1, 10)																	4	1	2	0	0	1	0
10 Vernon Wells, R OBP: 0.338, SLG: 0.556 (1, 8)																	4	1	1	0	0	2	2
Carlos Delgado, L OBP: 0.424, SLG: 0.629 (1, 3)																	4	0	1	2	0	0	1
Greg Myers, L OBP: 0.428, SLG: 0.561 (1, 2)																	3	0	0	0	0	0	1
Tom Wilson, R OBP: 0.356, SLG: 0.462 (8, 2)																	1	0	0	0	0	1	0
Eric Hinske, L OBP: 0.313, SLG: 0.429 (1, 5)																	3	0	0	0	0	3	1
3 Reed Johnson, R OBP: 0.365, SLG: 0.475 (1, 9)																	3	0	0	0	0	0	0
Orlando Hudson, S OBP: 0.340, SLG: 0.408 (1, 4)																	3	0	0	0	0	0	0
Chris Woodward, R OBP: 0.322, SLG: 0.404 (1, 6)																	3	0	1	0	0	0	0
Inning Stats	R: 0 E: 0 K: 0 S: 10	H: 1 LOB: 1 BB: 0 P: 15	R: 0 E: 0 K: 1 S: 11	H: 0 LOB: 0 BB: 0 P: 16	R: 0 E: 0 K: 0 S: 5	H: 0 LOB: 0 BB: 0 P: 10	R: 1 E: 0 K: 2 S: 14	H: 2 LOB: 1 BB: 0 P: 22	R: 0 E: 0 K: 2 S: 10	H: 0 LOB: 0 BB: 0 P: 17	R: 0 E: 0 K: 2 S: 10	H: 0 LOB: 0 BB: 0 P: 12	R: 0 E: 0 K: 1 S: 12	H: 0 LOB: 0 BB: 0 P: 19	R: 0 E: 0 K: 1 S: 8	H: 1 LOB: 1 BB: 0 P: 10	R: 1 E: 0 K: 1 S: 11	H: 1 LOB: 0 BB: 0 P: 13	1B: 3 2B: 1 3B: 1 HR: 0	SF: 0 SAC: 0 DP: 0 HBP: 0	WP: 0 PB: 1 SB: 0 CS: 0	PA: 32	
PITCHER	IP	WLS	BF	H	R	ER	SO	BB	IBB	HBP	BLK	WP	HR	S	P	ERA	WHIP						
Jeff Weaver, R ERA: 5.2	8.0	W	28	4	1	1	7	4	1	1	7	0	0	80	121	1.12	0.500						
42 Mariano Rivera, R ERA: 1.75	1.0		4	1	1	1	1	0	0	0	0	0	0	11	13	9.00	1.000						
PITCHER	IP	WLS	BF	H	R	ER	SO	BB	IBB	HBP	BLK	WP	HR	S	P	ERA	WHIP						

New York Yankees @ Toronto Blue Jays
SkyDome, Toronto, ON
Sun Jul 13 2003, 1:05 PM EDT
Att: 32,664 - Sunny - 75 F

AB 32
R 2
H 5
RBI 2
BB 0
SO 8
LOB 6



Batter	1	2	3	4	5	6	7	8	9	AB	R	H	RBI	BB	SO	LOB	TOP										
3 Reed Johnson, R OBP: 0.366, SLG: 0.478	0-1 FC6-4 1B	3-2 G4-3		3-2 1-H 2-H 3-H 2B		1 SAFE 3-3 K		1-3 K		5	0	2	3	0	2	3											
Frank Catalanotto, L OBP: 0.340, SLG: 0.475	3-3 K		1-1 G3-1	0-2 P1			2-3 K		0-2 G4-3	5	0	0	0	0	2	2											
10 Vernon Wells, R OBP: 0.336, SLG: 0.551	1-0 FC6-4 1B		3-3 K		3-2 F8		2-1 G5-3		0-0 G4-3	5	0	1	0	0	1	0											
Carlos Delgado, L OBP: 0.421, SLG: 0.622	3-2 FC6-4 1-2 2-3		2-1 F8		2-3 K		4-2 E BB		0-2 G3	4	0	0	0	1	1	2											
Greg Myers, L OBP: 0.425, SLG: 0.554	1-0 FC6 1-2			1-0 BB 3 2B 1B	0-3 K		2-2 E6			4	1	1	0	0	1	3											
Bobby Kielty, S OBP: 0.375, SLG: 0.438		1-1 G3-1 2B G3 1B		2-2 BB 3 2B 1B		0-0 HR	3-2 P6			4	3	3	1	0	0	2											
Eric Hinske, L OBP: 0.320, SLG: 0.434		3-2 G3 1-2		4-2 BB 3 2B BB		1-0 G6-4-3 HBP	1-0 2B			2	1	1	0	1	0	1											
Orlando Hudson, S OBP: 0.335, SLG: 0.403		2-2 G3-1 2-3		0-3 K		0-2 G6-4-3 1-2	0-1 B5			4	0	0	0	0	1	6											
Chris Woodward, R OBP: 0.324, SLG: 0.407		0-1 3H 2B		2-3 K		4-2 BB	1-3 K			3	0	1	1	1	2	4											
Inning Stats	R: 0 E: 0 K: 1 S: 14	H: 2 LOB: 2 BB: 0 P: 22	R: 1 E: 0 K: 0 S: 15	H: 2 LOB: 1 BB: 0 P: 24	R: 0 E: 0 K: 1 S: 8	H: 0 LOB: 0 BB: 0 P: 14	R: 3 E: 0 K: 2 S: 20	H: 3 LOB: 1 BB: 1 P: 32	R: 0 E: 0 K: 2 S: 9	H: 0 LOB: 0 BB: 0 P: 14	R: 1 E: 0 K: 1 S: 11	H: 1 LOB: 2 BB: 1 P: 19	R: 0 E: 1 K: 1 S: 16	H: 0 LOB: 2 BB: 1 P: 29	R: 0 E: 0 K: 2 S: 9	H: 1 LOB: 1 BB: 0 P: 12	R: 0 E: 0 K: 0 S: 7	H: 0 LOB: 0 BB: 0 P: 7	1B: 5 2B: 3 3B: 0 HR: 1	SF: 0 SAC: 0 DP: 1 HBP: 1	WP: 0 PB: 0 SB: 1 CS: 0	PA: 40					
PITCHER	IP	WLS	BF	H	R	ER	SO	BB	IBB	HBP	BLK	WP	HR	S	P	ERA	WHIP										
Derek Lowe, R ERA: 4.95	4.0	L	20	7	4	4	4	1	0	0	0	0	0	57	92	9.00	2.000										
Casey Fossum, L ERA: 5.72	2.0		8	1	1	1	3	1	0	1	0	0	1	20	33	4.50	1.000										
Chad Fox, R ERA: 2.45	1.0		5	0	0	0	1	1	0	0	0	0	0	16	29	0.00	1.000										
50 Mike Timlin, R ERA: 3.23	1.0		4	1	0	0	2	0	0	0	0	0	0	9	12	0.00	1.000										
Alan Embree, L ERA: 3.69	1.0		3	0	0	0	0	0	0	0	0	0	0	7	7	0.00	0.000										

Toronto Blue Jays @ Boston Red Sox
Fenway Park, Boston, MA
Thu Jul 17 2003, 7:05 PM EDT
Att: 34,521 - Cloudy - 78 F

AB 36
R 5
H 9
RBI 5
BB 3
SO 10
LOB 23



Batter	1	2	3	4	5	6	7	8	9	AB	R	H	RBI	BB	SO	LOB	BOTTOM										
18 Johnny Damon, L OBP: 0.331, SLG: 0.405	1-2 L3 1B		0-3 K			1-0 FC6-4 1B	3-2 F8			4	0	2	0	0	1	3											
Todd Walker, L OBP: 0.335, SLG: 0.419	0-0 L3 1-1			0-2 G5-3		0-0 F7		2-1 G6-3		4	0	0	0	0	0	2											
Nomar Garciaparra, R OBP: 0.356, SLG: 0.536	2-3 K			0-0 G6-4-3 1B		0-0 FC6-4 1-2		1-1 G6-3		4	0	1	0	0	1	1											
Manny Ramirez, R OBP: 0.409, SLG: 0.564		2-2 L7		0-0 G6-4-3 1-2		0-3 K	0-1 F9			4	0	0	0	0	1	1											
34 David Ortiz, L OBP: 0.380, SLG: 0.556		3-2 F8			2-0 G6-3		2-1 HR		2-1 P5	4	1	1	1	0	0	0											
Kevin Millar, R OBP: 0.357, SLG: 0.505		1-0 G5-3			1-3 K		1-2 G4-3		3-3 K	4	0	0	0	0	2	0											
Trot Nixon, L OBP: 0.409, SLG: 0.556			0-0 E6 1B		1-0 1B		1-2 1B 1B		1-1 F9	4	1	3	0	0	0	0											
Bill Mueller, S OBP: 0.404, SLG: 0.549			3-2 E6 1-H G4-3		1-2 G4-3		0-1 1B 1B			3	0	1	0	0	0	2											
Jason Varitek, S OBP: 0.369, SLG: 0.585			1-1 G4-3		2-2 G4-3		1-0 1B			3	0	1	1	0	0	1											
Inning Stats	R: 0 E: 0 K: 1 S: 8	H: 1 LOB: 0 BB: 0 P: 11	R: 0 E: 0 K: 0 S: 8	H: 0 LOB: 0 BB: 0 P: 14	R: 0 E: 1 K: 1 S: 9	H: 1 LOB: 1 BB: 0 P: 13	R: 0 E: 0 K: 0 S: 5	H: 1 LOB: 0 BB: 0 P: 5	R: 0 E: 0 K: 0 S: 8	H: 1 LOB: 1 BB: 0 P: 13	R: 0 E: 0 K: 0 S: 6	H: 1 LOB: 1 BB: 0 P: 9	R: 2 E: 0 K: 1 S: 20	H: 4 LOB: 2 BB: 0 P: 28	R: 0 E: 0 K: 0 S: 6	H: 0 LOB: 0 BB: 0 P: 9	R: 0 E: 0 K: 1 S: 8	H: 0 LOB: 0 BB: 0 P: 14	1B: 8 2B: 1 3B: 0 HR: 1	SF: 0 SAC: 0 DP: 2 HBP: 0	WP: 0 PB: 0 SB: 0 CS: 0	PA: 34					
PITCHER	IP	WLS	BF	H	R	ER	SO	BB	IBB	HBP	BLK	WP	HR	S	P	ERA	WHIP										
32 Roy Halladay, R ERA: 3.33	9.0	W	34	9	2	2	5	0	0	0	0	0	1	78	116	2.00	1.000										

Toronto Blue Jays @ Boston Red Sox
Fenway Park, Boston, MA
Thu Jul 17 2003, 7:05 PM EDT
Att: 34,521 - Cloudy - 78 F

AB 34
R 2
H 9
RBI 2
BB 0
SO 5
LOB 10



Batter	1	2	3	4	5	6	7	8	9	AB R H RBI BB SO LOB	TOP					
3 Reed Johnson, R OBP: 0.367, SLG: 0.471	4-1 E G4-6-3 1B BB		0-0 G5-3	4-1 1-2 BB			0-2 F9		3-3 K	3 1 0 0 2 1 0	Toronto Blue Jays @ Boston Red Sox Fenway Park, Boston, MA Fri Jul 18, 2003, 7:05 PM EDT Att: 34,136 - Cloudy - 71 F					
Frank Catalanotto, L OBP: 0.339, SLG: 0.471	0-2 G4-6-3 1-2 1B		3-3 K	1-0 F7			2-2 G1-3		3-2 G1-3	5 0 1 0 0 1 2						
Bobby Kielty, S OBP: 0.377, SLG: 0.437	2-2 E4 G4-6-3 1-2 2-3		3-2 2B 1B		0-1 G3-1		4-0 BB			3 1 1 0 1 0 2						
Carlos Delgado, L OBP: 0.420, SLG: 0.620	0-1 G4-6-3		0-0 1B 2B		3-3 K		3-3 K			4 1 1 1 0 2 3						
Greg Myers, L OBP: 0.422, SLG: 0.549	0-2 K		0-2 1B		3-2 G3			0-0 G3-1		4 0 1 1 0 1 1						
Eric Hinske, L OBP: 0.315, SLG: 0.427		1-2 G3-1	1-0 F7			2-3 K		1-1 G3-1		4 0 0 0 0 1 1						
Mike Bordick, R OBP: 0.293, SLG: 0.391		2-3 K		0-2 K		1-0 HR		1-0 1B		4 1 2 1 0 2 0						
Orlando Hudson, S OBP: 0.334, SLG: 0.401		1-1 1B		1-2 P4		2-1 F8		0-0 G4-3		4 0 1 0 0 0 1						
Jayson Werth, R OBP: 0.239, SLG: 0.444	1 SAFE P4		1-0 1B		1-0 3 1B		2-1 F8		0-3 K	4 0 1 0 0 1 1						
Inning Stats	R: 1 E: 1 K: 1 S: 13	H: 1 LOB: 1 BB: 1 P: 19	R: 2 E: 0 K: 1 S: 13	H: 3 LOB: 1 BB: 0 P: 20	R: 0 E: 0 K: 1 S: 9	H: 1 LOB: 2 BB: 1 P: 16	R: 0 E: 0 K: 1 S: 9	H: 1 LOB: 0 BB: 0 P: 16	R: 0 E: 0 K: 0 S: 5	H: 1 LOB: 1 BB: 0 P: 7	R: 0 E: 0 K: 2 S: 12	H: 0 LOB: 0 BB: 0 P: 18	1B: 6 2B: 1 3B: 0 HR: 1	SF: 0 SAC: 0 DP: 1 HBP: 0	WP: 0 PB: 0 SB: 1 CS: 0	PA: 38
PITCHER	IP WLS BF H R ER SO BB IBB HBP BLK WP HR S P ERA WHIP											PITCHER	IP WLS BF H R ER SO BB IBB HBP BLK WP HR S P ERA WHIP			
49 Tim Wakefield, R ERA: 4.16	7.0 L 31 7 4 4 7 3 0 0 0 0 0 1 73 120 5.14 1.429															
Todd Jones, R ERA: 7.52	1.0 4 1 0 0 0 0 0 0 0 0 0 5 7 0.00 1.000															
Byung-Hyun Kim, R ERA: 3.48	1.0 3 0 0 0 2 0 0 0 0 0 0 0 12 18 0.00 0.000															

AB	35
R	4
H	8
RBI	3
BB	3
SO	9
LOB	11



Batter	1	2	3	4	5	6	7	8	9	AB R H RBI BB SO LOB	BOTTOM					
18 Johnny Damon, L OBP: 0.328, SLG: 0.401	2-1 F9	3-2 G3			2-1 F8			0-1 G1-3		4 0 0 0 0 0 2	Toronto Blue Jays @ Boston Red Sox Fenway Park, Boston, MA Fri Jul 18, 2003, 7:05 PM EDT Att: 34,136 - Cloudy - 71 F					
Todd Walker, L OBP: 0.334, SLG: 0.417	3-3 K		2-2 P5			1-2 F8		1-2 1B		4 0 1 0 0 1 0						
Nomar Garciaparra, R OBP: 0.397, SLG: 0.540	0-2 1B		2-0 G6-3			2-1 2B		1-3 K		4 0 2 0 0 1 1						
Manny Ramirez, R OBP: 0.405, SLG: 0.558	1-0 F8		0-0 F9			3-2 P6		1-3 K		4 0 0 0 0 1 3						
34 David Ortiz, L OBP: 0.378, SLG: 0.550		2-1 G4-3		0-0 F8		2-1 L5		3-2 G4-3 1B		4 0 1 0 0 0 1						
Kevin Millar, R OBP: 0.356, SLG: 0.500		4-2 1B BB		1-1 F8			2-1 G6-3		2-2 F8	3 1 0 0 1 0 1						
Trot Nixon, L OBP: 0.405, SLG: 0.550		1-0 F9		0-3 K			3-2 G3-1		2-1 G4-3	3 0 0 0 0 1 1						
Gabe Kapler, R OBP: 0.319, SLG: 0.383								1-2 G4-3		1 0 0 0 0 0 1						
Bill Mueller, S OBP: 0.405, SLG: 0.555		3-2 18 WP 1B			1-1 L4		1-2 3B		0-2 L4	4 0 2 0 0 0 1						
Doug Mirabeli, R OBP: 0.263, SLG: 0.391		2-2 18 WP 1B			1-0 G4-3					2 0 1 1 0 0 0						
Jason Varitek, S OBP: 0.368, SLG: 0.583		1-2 3H 1B								1 0 0 0 0 0 1						
Inning Stats	R: 0 E: 0 K: 1 S: 10	H: 1 LOB: 2 BB: 1 P: 33	R: 0 E: 0 K: 0 S: 5	H: 0 LOB: 0 BB: 0 P: 9	R: 0 E: 0 K: 1 S: 6	H: 0 LOB: 0 BB: 0 P: 7	R: 0 E: 0 K: 0 S: 5	H: 1 LOB: 1 BB: 0 P: 19	R: 0 E: 0 K: 2 S: 11	H: 1 LOB: 1 BB: 0 P: 14	R: 0 E: 0 K: 0 S: 11	H: 1 LOB: 1 BB: 0 P: 18	1B: 5 2B: 1 3B: 1 HR: 0	SF: 0 SAC: 0 DP: 0 HBP: 0	WP: 1 PB: 0 SB: 0 CS: 0	PA: 35
PITCHER	IP WLS BF H R ER SO BB IBB HBP BLK WP HR S P ERA WHIP											PITCHER	IP WLS BF H R ER SO BB IBB HBP BLK WP HR S P ERA WHIP			
Kelvin Escobar, R ERA: 4.47	7.0 W 27 5 1 1 2 1 0 0 0 0 0 0 69 114 1.29 0.857															
Jason Kershner, L ERA: 3.18	0.1 H 2 1 0 0 0 0 0 0 0 0 0 5 6 0.00 3.000															
Aquilino Lopez, R ERA: 4.1	1.0 H 4 1 0 0 2 0 0 0 0 0 0 0 12 19 0.00 1.000															
Trever Miller, L ERA: 4.91	0.2 S 2 0 0 0 0 0 0 0 0 0 0 0 5 7 0.00 0.000															

AB	34
R	1
H	7
RBI	1
BB	1
SO	4
LOB	12



Batter	1	2	3	4	5	6	7	8	9	10	AB	R	H	RBI	BB	SO	LOB	TOP									
3 Reed Johnson, R OBP: 0.363, SLG: 0.464	G6-3		1B			K	K		K		5	0	1	1	0	3	2										
Howie Clark, L OBP: 0.429, SLG: 0.466 Jayson Werth, R OBP: 0.256, SLG: 0.444 Frank Catalanotto, L OBP: 0.336, SLG: 0.469	G6-3			G4-3		G3-1		BB		K2-3	3	0	0	0	0	0	0										
10 Vernon Wells, R OBP: 0.339, SLG: 0.552	G6-3			G5-2-3	BB	HBP	BB	2B		G6-3	3	1	1	0	2	0	0										
Carlos Delgado, L OBP: 0.422, SLG: 0.618		G4-3		BB	1B	2B	HBP	2B		G6-3	3	1	1	0	1	0	2										
Bobby Kielty, S OBP: 0.363, SLG: 0.440	F8			1B		HBP		2B		BB	3	1	1	1	2	1	1										
Tom Wilson, R OBP: 0.355, SLG: 0.466 Greg Myers, L OBP: 0.420, SLG: 0.546	K			BB	G5-2-3	2B		2B		G4-6-3	3	0	1	2	0	1	3										
Eric Hinske, L OBP: 0.310, SLG: 0.419			G4-3			G3-1					4	0	0	0	0	1	1										
Orlando Hudson, S OBP: 0.336, SLG: 0.407			3B					G4-3			3	1	1	0	1	1	0										
Mike Bordick, R OBP: 0.292, SLG: 0.388			G6-3			F8		3B			4	0	1	0	0	1	2										
Inning Stats	R: 0 E: 0 K: 0 S: 6	H: 0 LOB: 0 BB: 0 P: 9	R: 0 E: 0 K: 1 S: 9	H: 0 LOB: 0 BB: 0 P: 16	R: 1 E: 0 K: 0 S: 7	H: 2 LOB: 1 BB: 0 P: 10	R: 0 E: 0 K: 0 S: 5	H: 1 LOB: 2 BB: 2 P: 17	R: 0 E: 0 K: 1 S: 8	H: 0 LOB: 0 BB: 0 P: 11	R: 3 E: 0 K: 1 S: 13	H: 2 LOB: 1 BB: 1 P: 23	R: 0 E: 0 K: 1 S: 7	H: 1 LOB: 0 BB: 0 P: 11	R: 0 E: 0 K: 0 S: 8	H: 1 LOB: 2 BB: 2 P: 20	R: 0 E: 0 K: 3 S: 11	H: 0 LOB: 1 BB: 1 P: 18	R: 0 E: 0 K: 2 S: 11	H: 0 LOB: 1 BB: 1 P: 16	1B: 3 2B: 3 3B: 1 HR: 0	SF: 0 SAC: 0 DP: 2 HBP: 1	WP: 0 PB: 0 SB: 0 CS: 1	PA: 41			
PITCHER	IP	WLS	BF	H	R	ER	SO	BB	IBB	HBP	BLK	WP	HR	S	P	ERA	WHIP										
Ramiro Mendoza, R ERA: 5.67	5.2		24	5	4	4	3	3	0	0	0	0	0	47	84	6.35	1.412										
50 Mike Timlin, R ERA: 3.15	1.1		4	1	0	0	1	0	0	0	0	0	0	8	13	0.00	0.750										
Alan Embree, L ERA: 3.65	0.1		4	1	0	0	0	1	1	0	0	0	0	6	15	0.00	6.000										
Todd Jones, R ERA: 7.26	1.2		5	0	0	0	3	1	0	0	0	0	0	13	23	0.00	0.600										
Byung-Hyun Kim, R ERA: 3.44	1.0	W	4	0	0	0	2	1	0	0	0	0	0	11	16	0.00	1.000										

Toronto Blue Jays @ Boston Red Sox
Fenway Park, Boston, MA
Sat Jul 19 2003, 7:05 PM EDT
Att. 34,812 - Sunny - 70 F


AB 33
R 4
H 7
RBI 4
BB 7
SO 9
LOB 14



Batter	1	2	3	4	5	6	7	8	9	10	AB	R	H	RBI	BB	SO	LOB	BOTTOM									
18 Johnny Damon, L OBP: 0.329, SLG: 0.404	K		F7			G4-3			L6		5	0	2	0	0	1	0										
Todd Walker, L OBP: 0.330, SLG: 0.412	F7		K			G4-3		G6-3			5	0	0	0	0	1	3										
Nomar Garciaparra, R OBP: 0.360, SLG: 0.540	FC6-4			BB	G4-3			P6			4	2	2	0	1	0	1										
Manny Ramirez, R OBP: 0.408, SLG: 0.556	FC6-4			G4-3	BB			G6-3			3	0	1	1	2	0	1										
34 David Ortiz, L OBP: 0.371, SLG: 0.536		G4-3		K		F8			G4-3		5	0	0	0	0	2	5										
Kevin Miller, R OBP: 0.360, SLG: 0.511 Damian Jackson, R OBP: 0.268, SLG: 0.250				G4-3				P4			3	1	2	1	1	0	0										
Jeremy Giambi, L OBP: 0.336, SLG: 0.360 Gabe Kapler, R OBP: 0.219, SLG: 0.383		HR		BB							1	0	1	0	0	0	0										
Trot Nixon, L OBP: 0.402, SLG: 0.544	F8			G4-3				K			5	0	1	2	0	1	3										
Bill Mueller, S OBP: 0.407, SLG: 0.563	F8								B2		3	1	1	1	1	1	1										
Jason Varitek, S OBP: 0.366, SLG: 0.576			G6-3		G1-4-3						3	0	0	0	1	1	5										
Inning Stats	R: 0 E: 0 K: 1 S: 13	H: 1 LOB: 1 BB: 0 P: 21	R: 1 E: 0 K: 0 S: 8	H: 1 LOB: 0 BB: 0 P: 14	R: 0 E: 0 K: 1 S: 11	H: 0 LOB: 0 BB: 0 P: 13	R: 1 E: 0 K: 1 S: 12	H: 1 LOB: 3 BB: 3 P: 26	R: 0 E: 0 K: 0 S: 8	H: 1 LOB: 2 BB: 1 P: 14	R: 1 E: 0 K: 1 S: 17	H: 2 LOB: 2 BB: 1 P: 29	R: 0 E: 0 K: 1 S: 6	H: 0 LOB: 0 BB: 0 P: 9	R: 0 E: 0 K: 2 S: 8	H: 1 LOB: 2 BB: 0 P: 11	R: 1 E: 0 K: 0 S: 13	H: 1 LOB: 1 BB: 1 P: 25	R: 1 E: 0 K: 0 S: 4	H: 2 LOB: 1 BB: 0 P: 5	1B: 7 2B: 1 3B: 0 HR: 2	SF: 0 SAC: 0 DP: 0 HBP: 0	WP: 1 PB: 0 SB: 4 CS: 0	PA: 43			
PITCHER	IP	WLS	BF	H	R	ER	SO	BB	IBB	HBP	BLK	WP	HR	S	P	ERA	WHIP										
Cory Lidle, R ERA: 5.88	4.2		22	4	2	2	3	2	2	0	0	0	1	51	85	3.86	1.286										
Jason Kershner, L ERA: 3.44	1.1		7	2	1	1	1	0	0	0	0	0	0	18	32	6.75	2.250										
Scott Service, R ERA: 5.17	0.2	H	2	0	0	0	0	0	0	0	0	0	0	3	5	0.00	0.000										
Trever Miller, L ERA: 4.81	0.2	H	3	1	0	0	1	0	0	0	0	0	0	5	8	0.00	1.500										
Juan Acevedo, R ERA: 6.42	1.2	B	7	1	1	1	2	1	0	0	0	1	0	19	32	5.40	1.200										
PITCHER	IP	WLS	BF	H	R	ER	SO	BB	IBB	HBP	BLK	WP	HR	S	P	ERA	WHIP										
Aquilino Lopez, R ERA: 4.1	10.1		40	2	2	1	0	0	0	0	0	0	0	4	5	∞	∞										

Toronto Blue Jays @ Boston Red Sox
Fenway Park, Boston, MA
Sat Jul 19 2003, 7:05 PM EDT
Att. 34,812 - Sunny - 70 F

AB 37
R 5
H 10
RBI 5
BB 6
SO 7
LOB 19



Batter	1	2	3	4	5	6	7	8	9	AB	R	H	RBI	BB	SO	LOB	TOP								
Howie Clark, L OBP: 0.418, SLG: 0.452	1-2 1B		0-0 E6			1-1 F9			2-1 E5 10 1B	4	1	1	0	0	0	1	Toronto Blue Jays @ Boston Red Sox Fenway Park, Boston, MA Sun Jul 20 2003, 2:05 PM EDT Att: 34,321 - Sunny - 80 F								
Frank Catalanotto, L OBP: 0.334, SLG: 0.464	0-1 F9		2-2 CS	0-3 K		0-0 F8			2-1 F7	4	0	0	0	0	1	3									
10 Vernon Wells, R OBP: 0.341, SLG: 0.552	1-3 K			2-3 K			1-2 G4-6-3 1B		1-1 1B 1B	4	1	2	0	0	2	1									
Carlos Delgado, L OBP: 0.419, SLG: 0.613 Jayson Werth, R OBP: 0.250, SLG: 0.435	3-2 F9			0-3 K			1-1 G4-6-3		3-3 K	3	0	0	0	0	1	2									
Greg Myers, L OBP: 0.421, SLG: 0.545 3 Reed Johnson, R OBP: 0.363, SLG: 0.464		0-0 F7			1-0 1B		1-0 G4-3		2-0 1B 1B	4	0	2	1	0	0	0									
Bobby Kielty, S OBP: 0.375, SLG: 0.437		3-2 F9			1-3 K				0-0 1B	4	0	1	1	0	1	1									
Eric Hinske, L OBP: 0.309, SLG: 0.421		3-1 F9			0-3 K				0-0 1B	4	0	1	2	0	1	1									
Orlando Hudson, S OBP: 0.332, SLG: 0.401			3-2 F9		0-0 F7				1-3 2-H 3-H 2-2 2B	4	0	0	0	0	0	4									
Chris Woodward, R OBP: 0.321, SLG: 0.402			1-3 K		0-3 K				1-2 10 1B 1B	3	1	0	0	0	2	0									
Inning Stats	R: 0 E: 0 K: 1 S: 13	H: 1 LOB: 1 BB: 0 P: 18	R: 0 E: 0 K: 0 S: 10	H: 0 LOB: 0 BB: 0 P: 16	R: 0 E: 1 K: 1 S: 12	H: 0 LOB: 0 BB: 0 P: 18	R: 0 E: 0 K: 3 S: 11	H: 0 LOB: 0 BB: 0 P: 13	R: 0 E: 0 K: 2 S: 9	H: 1 LOB: 1 BB: 0 P: 11	R: 0 E: 0 K: 0 S: 6	H: 0 LOB: 0 BB: 0 P: 7	R: 0 E: 0 K: 0 S: 6	H: 0 LOB: 0 BB: 0 P: 9	R: 0 E: 0 K: 0 S: 6	H: 0 LOB: 0 BB: 0 P: 6	R: 4 E: 2 K: 1 S: 19	H: 4 LOB: 3 BB: 0 P: 33	1B: 6 2B: 1 3B: 0 HR: 0	SF: 0 SAC: 0 DP: 1 HBP: 0	WP: 0 PB: 0 SB: 0 CS: 1	PA: 36			
PITCHER	IP	WLS	BF	H	R	ER	SO	BB	IBB	HBP	BLK	WP	HR	S	P	ERA	WHIP	PITCHER							
Pedro Martinez, R ERA: 2.21	7.0	W	23	3	0	0	8	0	0	0	0	0	0	67	92	0.00	0.429								
Brandon Lyon, R ERA: 3.93	2.0		12	4	4	0	1	0	0	0	0	0	0	25	39	0.00	2.000								

AB	35
R	4
H	7
RBI	4
BB	0
SO	9
LOB	16



Batter	1	2	3	4	5	6	7	8	9	AB	R	H	RBI	BB	SO	LOB	BOTTOM									
18 Johnny Damon, L OBP: 0.329, SLG: 0.406	2-1 2B		3-2 HR	1-2 FC6-1 2B		1-1 P4		0-1 G3		5	2	2	0	0	0	2	Toronto Blue Jays @ Boston Red Sox Fenway Park, Boston, MA Sun Jul 20 2003, 2:05 PM EDT Att: 34,321 - Sunny - 80 F									
Bill Mueller, S OBP: 0.402, SLG: 0.556	1-0 P5		1-3 K	3-2 G3		3-2 E6				4	0	0	0	0	1	4										
Nomar Garciaparra, R OBP: 0.361, SLG: 0.549	0-1 F8		0-0 HR	3-2 HR		3-2 P5				4	2	2	4	0	0	2										
Manny Ramirez, R OBP: 0.408, SLG: 0.563 Gabe Kapler, R OBP: 0.319, SLG: 0.383	0-1 G5-3		4-2 3B BB	2-2 HR			2-3 K			3	2	1	2	1	1	1										
34 David Ortiz, L OBP: 0.369, SLG: 0.532		2-3 K	4-0 3B BB	0-1 F7			2-3 K			3	1	0	0	1	2	0										
Kevin Millar, R OBP: 0.356, SLG: 0.517		0-0 HR	1-3 K		3-3 K		1-1 F9			4	1	1	1	0	2	2										
Trot Nixon, L OBP: 0.403, SLG: 0.550		2-0 F9	1-0 3B		2-2 G4-3			1-1 G6-4-3 1B		4	0	2	2	0	0	0										
Jason Varitek, S OBP: 0.362, SLG: 0.570 Doug Mirabelli, R OBP: 0.291, SLG: 0.387		1-0 G3	2-1 G6-3		3-3 K			2-1 G6-4-3		3	0	0	0	0	1	1										
Damian Jackson, R OBP: 0.291, SLG: 0.288			1-2 18 1B HR		0-0 18 FC6-1 1B			1-2 1B		4	1	3	0	0	0	0										
Inning Stats	R: 0 E: 0 K: 0 S: 7	H: 1 LOB: 1 BB: 0 P: 10	R: 1 E: 0 K: 1 S: 6	H: 1 LOB: 0 BB: 0 P: 11	R: 5 E: 0 K: 2 S: 20	H: 4 LOB: 1 BB: 2 P: 37	R: 3 E: 0 K: 0 S: 17	H: 3 LOB: 0 BB: 0 P: 26	R: 0 E: 0 K: 2 S: 9	H: 0 LOB: 0 BB: 0 P: 17	R: 0 E: 1 K: 0 S: 12	H: 0 LOB: 1 BB: 0 P: 19	R: 0 E: 0 K: 2 S: 10	H: 0 LOB: 0 BB: 0 P: 15	R: 0 E: 0 K: 0 S: 9	H: 2 LOB: 1 BB: 0 P: 13	1B: 4 2B: 3 3B: 1 HR: 3	SF: 0 SAC: 0 DP: 1 HBP: 0	WP: 0 PB: 0 SB: 0 CS: 0	PA: 37						
PITCHER	IP	WLS	BF	H	R	ER	SO	BB	IBB	HBP	BLK	WP	HR	S	P	ERA	WHIP	PITCHER								
John Wasdin, R ERA: 27.0	2.2	L	16	6	6	6	3	2	0	0	0	0	0	1	28	47	11.57	3.000								
Tanyon Sturtze, R ERA: 6.09	2.1		10	3	3	3	2	0	0	0	0	0	0	22	34	0.00	0.000									
Corey Thurman, R ERA: 1.42	2.0		7	0	0	0	2	0	0	0	0	0	0	9	13	0.00	2.000									
Dan Reichert, R ERA:	1.0		4	2	0	0	0	0	0	0	0	0	0	0	0	0	0.00	2.000								

AB	35
R	9
H	11
RBI	9
BB	2
SO	7
LOB	13



Batter	1	2	3	4	5	6	7	8	9	AB	R	H	RBI	BB	SO	LOB	TOP	
3 Reed Johnson, R OBP: 0.369, SLG: 0.464	1-2 FC6-5 1B HBP		1-1 10 BB	2-2 L4		1-1 10 BB 1B	3-2 F9			4	1	2	0	0	0	3		
Frank Catalanotto, L OBP: 0.332, SLG: 0.461	1-2 10 FC6-5 1B		0-3 K		1-0 F8	0-2 G3		1-1 F7		5	0	1	0	0	1	3		
10 Vernon Wells, R OBP: 0.346, SLG: 0.568	1-0 FC6-5 1-2 2-3f 1B		4-0 1-2 2-3 BB		1-1 HR	1-1 2-H 1B		0-1 HR		4	2	3	3	1	0	2		
Carlos Delgado, L OBP: 0.416, SLG: 0.607	1-1 G6-3 1-2f 1B		2-2 F8		2-2 1B 1B	1-1 SAFE 3-2 F8		0-0 G1-6-3		5	1	1	0	0	0	6		
Bobby Kielty, S OBP: 0.379, SLG: 0.440		1-1 L9		1-2 2B 2B	2-2 1B 1B		0-1 F7	0-0 G1-3		5	2	2	0	0	0	0		
Eric Hinske, L OBP: 0.316, SLG: 0.428		2-2 G4-3		3-2 1B 2B	2-0 1B 2-H 1B		4-2 BB 1B BB			3	2	2	2	1	0	0		
Tom Wilson, R OBP: 0.353, SLG: 0.461		1-3 K		1-3 K	0-0 G6-4-3 1B		0-2 L7			4	0	1	1	0	2	2		
Orlando Hudson, S OBP: 0.334, SLG: 0.401			0-0 10 BB 3 1B 1B	1-2 F7	2-2 G6-4-3		4-2 E 1B BB			3	0	1	0	1	0	3		
Chris Woodward, R OBP: 0.323, SLG: 0.404			1-1 SAFE F8	3-2 2-H 1B		2-1 F7	1-0 E7			4	0	2	2	0	0	1		
Inning Stats	R: 0 E: 0 K: 0 S: 11	H: 1 LOB: 1 BB: 0 P: 15	R: 0 E: 0 K: 1 S: 8	H: 0 LOB: 0 BB: 0 P: 12	R: 0 E: 0 K: 1 S: 12	H: 2 LOB: 3 BB: 1 P: 19	R: 2 E: 0 K: 1 S: 19	H: 3 LOB: 1 BB: 0 P: 30	R: 3 E: 0 K: 0 S: 14	H: 5 LOB: 1 BB: 0 P: 24	R: 1 E: 0 K: 0 S: 14	H: 2 LOB: 1 BB: 0 P: 21	R: 1 E: 1 K: 0 S: 15	H: 1 LOB: 2 BB: 2 P: 27	R: 1 E: 0 K: 0 S: 6	H: 1 LOB: 0 BB: 0 P: 7		
PITCHER	IP WLS BF H R ER SO BB IBB HBP BLK WP HR S P ERA WHIP	4.1 L 25 11 5 5 3 1 0 1 0 0 1 61 95 10.38 2.769	(1, 1)	5.1 L 11 3 2 2 0 2 0 0 0 0 0 0 29 47 7.71 2.143	(5, 1)	1.1 L 5 1 1 1 0 0 0 0 0 0 0 1 9 13 6.75 0.750	(7, 1)											
PITCHER	IP WLS BF H R ER SO BB IBB HBP BLK WP HR S P ERA WHIP																	

Toronto Blue Jays @ New York Yankees
 Yankee Stadium, Bronx, NY
 Mon Jul 21 2003, 7:05 PM EDT
 Att: 51,958 - Cloudy - 80 F

AB	37
R	8
H	15
RBI	8
BB	3
SO	3
LOB	20



1B:	11	SF:	0	WP:	0	PA:	41
2B:	2	SAC:	0	SB:	0		
3B:	0	DP:	2	CS:	0		
HR:	2	HBP:	1				

Batter	1	2	3	4	5	6	7	8	9	AB	R	H	RBI	BB	SO	LOB	BOTTOM	
Alfonso Soriano, R OBP: 0.343, SLG: 0.520	1-2 G5-3		1-0 F7		2-1 2B					3	0	1	0	0	0	0		
2 Derek Jeter, R OBP: 0.387, SLG: 0.466	0-0 25 S 1B		2-2 F8		2-3 K					3	0	1	0	0	1	2		
25 Jason Giambi, L OBP: 0.415, SLG: 0.546	4-2 1B			3-2 P6		2-0 F7				2	0	0	0	1	0	0		
Enrique Wilson, S OBP: 0.240, SLG: 0.314	1-2 BB			0-2 G6-3		1-2 G6-3				0	0	0	0	0	0	0		
Bernie Williams, S OBP: 0.377, SLG: 0.410	1-1 F7			0-2 G6-3		1-2 G6-3				3	0	0	0	0	0	2		
55 Hideki Matsui, L OBP: 0.358, SLG: 0.454	0-0 F7			0-0 1B		1-0 L3-1				3	0	1	0	0	0	2		
20 Jorge Posada, S OBP: 0.409, SLG: 0.495		0-1 G6-4-3 1B		0-1 G6-3				0-0 1B		3	0	2	0	0	0	1		
Raul Mondesi, R OBP: 0.337, SLG: 0.474		0-0 F8			1-2 L3		2-2 F8			3	0	0	0	0	0	1		
Ruben Sierra, S OBP: 0.349, SLG: 0.441		1-1 G6-4-3			2-2 G6-3		0-1 F9			3	0	0	0	0	0	1		
Todd Zeile, R OBP: 0.289, SLG: 0.348			2-3 K		4-2 2B BB			0-0		2	0	0	0	1	1	0		
Inning Stats	R: 0 E: 0 K: 0 S: 10	H: 1 LOB: 2 BB: 1 P: 16	R: 0 E: 0 K: 0 S: 5	H: 1 LOB: 0 BB: 0 P: 6	R: 0 E: 0 K: 1 S: 10	H: 0 LOB: 0 BB: 0 P: 15	R: 0 E: 0 K: 0 S: 12	H: 1 LOB: 1 BB: 0 P: 15	R: 0 E: 0 K: 1 S: 14	H: 1 LOB: 2 BB: 1 P: 25	R: 0 E: 0 K: 0 S: 5	H: 0 LOB: 0 BB: 0 P: 9	R: 0 E: 0 K: 0 S: 6	H: 1 LOB: 0 BB: 0 P: 8	R: 0 E: 0 K: 0 S: 0	H: 0 LOB: 0 BB: 0 P: 0		
PITCHER	IP WLS BF H R ER SO BB IBB HBP BLK WP HR S P ERA WHIP	7.0 W 26 5 0 0 2 2 0 0 0 0 0 0 62 94 0.00 1.000	(1, 1)	0.0 L 1 0 0 0 0 0 0 0 0 0 0 0 0 0 0 0 0	(8, 1)													
PITCHER	IP WLS BF H R ER SO BB IBB HBP BLK WP HR S P ERA WHIP																	

Toronto Blue Jays @ New York Yankees
 Yankee Stadium, Bronx, NY
 Mon Jul 21 2003, 7:05 PM EDT
 Att: 51,958 - Cloudy - 80 F

AB	25
R	0
H	5
RBI	0
BB	2
SO	2
LOB	9



1B:	4	SF:	0	WP:	0	PA:	27
2B:	1	SAC:	0	SB:	0		
3B:	0	DP:	1	CS:	0		
HR:	0	HBP:	0				

Batter	1	2	3	4	5	6	7	8	9	AB	R	H	RBI	BB	SO	LOB	TOP			
Roberto Alomar, S (1, 4) OBP: 0.346, SLG: 0.356	1-1 G1-3	0-0 FC4-6 1B		1-1 G1			1-1 G6-3		3-2 1B 2B 1B	5	1	2	0	0	0	0				
Carlos Lee, R (1, 7) OBP: 0.313, SLG: 0.457	2-2 F8	2-2 FC4-6			1-0 HR		3-3 K		2-2 2B S	5	2	2	1	0	1	2				
Aaron Rowand, R (9, 7) OBP: 0.296, SLG: 0.379									1-3 2B 1B	0	0	0	0	0	0	0				
Frank Thomas, R (1, 10) OBP: 0.405, SLG: 0.556	2-3 K		0-1 G1-3 1B		2-2 F8		4-2 BLK BB		4-1 2B 14 HBP 1-2 BB	3	1	1	0	2	1	0				
Magglio Ordonez, R (1, 9) OBP: 0.375, SLG: 0.551		4-2 1B 14 1B BB	1-2 G1-3 1B		4-2 G3 WP BB		1-3 K		2-2 14 HBP 2B	3	1	2	2	2	1	1				
Carl Everett, S (1, 8) OBP: 0.391, SLG: 0.508		3-2 1B 14 1B BB	0-2 G1-3		2-2 G3		0-0 G1-3		4-0 L6-4 14 HBP IBB	4	1	1	0	1	0	3				
Miguel Olivo, R (9, 2) OBP: 0.269, SLG: 0.363		1-3 1B 24 FC4-6	1-2 2-3		1-3					0	0	0	0	0	0	0				
14 Paul Konerko, R (1, 3) OBP: 0.279, SLG: 0.328		3-2 24 FC4-6 1B	3-3 K		0-1 P3				1-0 F9	4	1	1	2	0	1	3				
Jose Valentin, S (1, 6) OBP: 0.326, SLG: 0.446		3-2 24 FC4-6 1B	1-2 P3		1-2 G4-3				1-0 1B	5	0	2	0	0	0	5				
24 Joe Crede, R (1, 5) OBP: 0.282, SLG: 0.370		0-1 FC4-6		1-1 G5-3		1-2 K			1-0 F9	3	0	0	1	0	1	2				
Brian Daubach, L (8, PH) OBP: 0.395, SLG: 0.415		1-2 2-3 3-H								0	0	0	0	0	0	0				
Tony Graffanino, R (8, PH) OBP: 0.350, SLG: 0.465		0-2 FC6-4		0-2 G5-3		0-2 G3-1			1-2 G4-3	3	0	0	1	0	0	1				
Sandy Alomar Jr., R (1, 2) OBP: 0.274, SLG: 0.364		1-2 2-3 3-H								1	0	0	0	0	0	0				
Willie Harris, L (9, PH) OBP: 0.229, SLG: 0.220										1	0	0	0	0	0	0				
Inning Stats	R: 0 E: 0 K: 1 S: 8	H: 0 LOB: 0 BB: 0 P: 13	R: 3 E: 0 K: 0 S: 23	H: 4 LOB: 2 BB: 1 P: 35	R: 0 E: 0 K: 1 S: 15	H: 2 LOB: 2 BB: 0 P: 20	R: 0 E: 0 K: 0 S: 9	H: 0 LOB: 0 BB: 0 P: 11	R: 1 E: 0 K: 0 S: 13	H: 1 LOB: 1 BB: 1 P: 22	R: 0 E: 0 K: 1 S: 10	H: 0 LOB: 1 BB: 1 P: 19	R: 0 E: 0 K: 0 S: 6	H: 1 LOB: 1 BB: 0 P: 10	R: 3 E: 0 K: 0 S: 17	H: 3 LOB: 2 BB: 2 P: 34	1B: 9 2B: 2 3B: 0 HR: 1	SF: 0 SAC: 0 DP: 1 HBP: 1	WP: 1 PB: 0 SB: 2 CS: 0	PA: 43
PITCHER	IP	WLS	BF	H	R	ER	SO	BB	IBB	HBP	BLK	WP	HR	S	P	ERA	WHIP			
32 Roy Halladay, R (1, 1) ERA: 3.43	6.0		27	7	4	4	3	2	0	0	0	1	1	77	112	6.00	1.500			
Aquilino Lopez, R (7, 1) ERA: 3.96	1.2		7	1	0	0	2	1	0	0	1	0	0	15	27	0.00	1.200			
Jason Kershner, L (8, 1) ERA: 3.38	0.1	H	1	0	0	0	0	0	0	0	0	0	0	1	2	0.00	0.000			
Juan Acevedo, R (9, 1) ERA: 7.15	0.1	L	4	2	3	3	0	1	0	0	0	0	0	12	22	81.00	9.000			
Dan Reichert, R (9, 1) ERA: ∞	0.0	B	3	1	0	0	0	0	1	1	0	0	0	3	10	∞	∞			

Chicago White Sox @ Toronto Blue Jays
SkyDome, Toronto, ON
Wed Jul 23 2003, 7:05 PM EDT
Att: 20,320 - Cloudy - 73 F

AB 37
R 7
H 11
RBI 7
BB 5
SO 5
LOB 18



Batter	1	2	3	4	5	6	7	8	9	AB	R	H	RBI	BB	SO	LOB	BOTTOM					
3 Reed Johnson, R (1, 7) OBP: 0.360, SLG: 0.453	0-1 F9		0-3 K		0-2 FC1-6 10 F9 BB		1-1 G1-3	1-0 F8		5	0	0	0	0	1	4						
Bobby Kielty, S (1, 3) OBP: 0.383, SLG: 0.444	2-3 K			0-0 2B	4-1 10 1B BB		2-2 10 HR 2B		0-1 G4-3	4	2	2	0	1	1	0						
10 Vernon Wells, R (1, 8) OBP: 0.348, SLG: 0.575	1-2 G3-1			2-2 2B	2-0 F9		0-0 2H HR		0-0 BB 1B	5	1	3	2	0	0	2						
Carlos Delgado, L (1, 10) OBP: 0.416, SLG: 0.606		1-3 K		0-0 2B	1-0 G4-3		0-1 P5		4-2 G4-6-3 BB	4	1	1	1	1	1	2						
Howie Clark, L (9, PR) OBP: 0.416, SLG: 0.452				1-3 2H 2B					1-2 BB	0	0	0	0	0	0	0						
Tom Wilson, R (1, 2) OBP: 0.346, SLG: 0.451	1-1 F7			2-1 FC5-2 2B		0-1 G5-3		2-0 G5-3	2-2 G4-6-3	4	1	0	0	0	0	2						
Frank Catalanotto, L (9, PH) OBP: 0.332, SLG: 0.459				3H 2B					1-2 BB	1	0	0	0	0	0	2						
Eric Hinske, L (1, 5) OBP: 0.319, SLG: 0.431	0-3 K			G6-3 2B		1-1 E5		4-2 S 1B BB		3	1	1	1	1	1	0						
Jayson Werth, R (1, 9) OBP: 0.256, SLG: 0.417			4-2 BB	2-1 G6-3		1-1 F8		1-3 K		2	0	0	1	1	0	2						
Greg Myers, L (8, PH) OBP: 0.420, SLG: 0.542				2-3 3H				1-2 K		1	0	0	0	0	1	1						
Mike Bordick, R (1, 4) OBP: 0.291, SLG: 0.384			2-3 K		3-2 F9		0-0 G3		0-0 2B 1B	4	0	1	1	0	1	3						
Chris Woodward, R (1, 6) OBP: 0.326, SLG: 0.412			0-3 K		2-2 FC1-6 3 2B		0-3 K		1-0 2B	4	0	2	0	0	2	1						
Inning Stats	R: 0 E: 0 K: 1 S: 10	H: 0 LOB: 0 BB: 0 P: 13	R: 0 E: 0 K: 2 S: 8	H: 0 LOB: 0 BB: 0 P: 10	R: 0 E: 0 K: 3 S: 13	H: 0 LOB: 1 BB: 1 P: 19	R: 3 E: 0 K: 0 S: 16	H: 4 LOB: 1 BB: 0 P: 27	R: 0 E: 0 K: 0 S: 11	H: 1 LOB: 2 BB: 1 P: 20	R: 0 E: 0 K: 0 S: 7	H: 0 LOB: 1 BB: 0 P: 9	R: 2 E: 0 K: 1 S: 12	H: 2 LOB: 0 BB: 0 P: 15	R: 1 E: 0 K: 1 S: 9	H: 2 LOB: 2 BB: 1 P: 18	R: 0 E: 0 K: 0 S: 9	H: 1 LOB: 2 BB: 1 P: 15	1B: 4 2B: 5 3B: 0 HR: 1	SF: 0 SAC: 0 DP: 1 HBP: 0	WP: 0 PB: 0 SB: 1 CS: 0	PA: 41
PITCHER	IP	WLS	BF	H	R	ER	SO	BB	IBB	HBP	BLK	WP	HR	S	P	ERA	WHIP					
56 Mark Buehrle, L (1, 1) ERA: 4.21	7.0		31	7	5	5	7	2	0	0	0	0	1	77	113	6.43	1.286					
Billy Koch, R (8, 1) ERA: 5.57	0.2		5	2	1	1	1	1	0	0	0	0	0	8	16	13.50	4.500					
Rick White, R (8, 1) ERA: 5.36	0.1	W	1	0	0	0	0	0	0	0	0	0	0	1	2	0.00	0.000					
Tom Gordon, R (9, 1) ERA: 3.12	0.1	H	3	1	0	0	0	1	0	0	0	0	0	5	9	0.00	6.000					
Damaso Marte, L (9, 1) ERA: 1.66	0.2	S	1	0	0	0	0	0	0	0	0	0	0	4	6	0.00	0.000					

Chicago White Sox @ Toronto Blue Jays
SkyDome, Toronto, ON
Wed Jul 23 2003, 7:05 PM EDT
Att: 20,320 - Cloudy - 73 F

AB 37
R 6
H 10
RBI 6
BB 4
SO 8
LOB 19



Batter	1	2	3	4	5	6	7	8	9	10	11	12	13	AB	R	H	RBI	BB	SO	LOB	TOP		
Roberto Alomar, S (1.4) OBP: 0.346, SLG: 0.354	G4-3		1B		F8				G4-3			G6-3		5	0	1	0	1	0	5			
Carlos Lee, R (1.7) OBP: 0.314, SLG: 0.457	G5-3		P3						F8					6	2	2	0	0	0	2			
Frank Thomas, R (1.10) OBP: 0.404, SLG: 0.552	K													6	1	2	1	0	2	1			
Magglio Ordonez, R (1.9) OBP: 0.379, SLG: 0.556														6	1	4	1	0	1	1			
Carl Everett, S (1.8) OBP: 0.393, SLG: 0.508														4	0	1	1	2	0	0			
Aaron Rowand, R (13.8) OBP: 0.296, SLG: 0.379														0	0	0	0	0	0	0			
14 Paul Konerko, R (1.3) OBP: 0.279, SLG: 0.327														4	0	1	1	0	0	3			
Willie Harris, L (9, PR) OBP: 0.228, SLG: 0.220														0	0	0	0	0	0	0			
Brian Daubach, L (9, 3) OBP: 0.367, SLG: 0.412														1	0	0	0	1	1	0			
Jose Valentin, S (1.6) OBP: 0.321, SLG: 0.438														6	0	0	0	0	4	5			
24 Joe Crede, R (1.5) OBP: 0.287, SLG: 0.369														3	0	1	0	2	1	0			
Tony Graffanino, R (12, PR) OBP: 0.345, SLG: 0.462														1	0	0	0	0	0	2			
Miguel Olivo, R (1.2) OBP: 0.272, SLG: 0.357														3	0	0	0	2	3	3			
Inning Stats	R: 0 E: 0 K: 1 S: 7	H: 0 LOB: 0 BB: 0 P: 13	R: 0 E: 0 K: 1 S: 7	H: 1 LOB: 1 BB: 1 P: 12	R: 0 E: 0 K: 2 S: 9	H: 1 LOB: 1 BB: 0 P: 13	R: 0 E: 0 K: 0 S: 14	H: 0 LOB: 2 BB: 2 P: 27	R: 0 E: 0 K: 1 S: 16	H: 3 LOB: 1 BB: 0 P: 20	R: 0 E: 0 K: 0 S: 10	H: 1 LOB: 1 BB: 1 P: 20	R: 0 E: 0 K: 2 S: 13	H: 1 LOB: 0 BB: 0 P: 12	R: 0 E: 0 K: 1 S: 8	H: 1 LOB: 1 BB: 0 P: 11	R: 2 E: 0 K: 0 S: 15	H: 3 LOB: 2 BB: 0 P: 32	1B: 9 2B: 3 3B: 0 HR: 0	SF: 0 SAC: 0 DP: 3 HBP: 0	W/P: 0 PB: 0 SB: 1 CS: 0	PA: 53	
PITCHER	IP	WLS	BF	H	R	ER	SO	BB	IBB	HBP	BLK	WP	HR	S	P	ERA	WHIP						
Kelvin Escobar, R (1.1) ERA: 4.34	7.0		29	5	2	2	7	5	0	0	0	0	0	0	72	2.57	1.429						
Aquilino Lopez, R (8, 1) ERA: 3.91	0.2		2	1	0	0	0	0	0	0	0	0	0	6	8	0.00	1.500						
Jason Kershner, L (8, 1) ERA: 3.0	2.1		9	2	0	0	2	1	0	0	0	0	0	23	35	0.00	1.286						
Trever Miller, L (11, 1) ERA: 4.58	1.0		3	0	0	0	2	0	0	0	0	0	0	9	12	0.00	0.000						
Scott Service, R (12, 1) ERA: 5.91	1.0		3	1	0	0	1	0	0	0	0	0	0	8	11	0.00	1.000						
PITCHER	IP	WLS	BF	H	R	ER	SO	BB	IBB	HBP	BLK	WP	HR	S	P	ERA	WHIP						
Tanyon Sturtze, R (13, 1) ERA: 6.29	0.1		4	3	2	2	0	1	0	0	0	0	0	4	9	54.00	12.000						
Juan Acovedo, R (13, 1) ERA: 7.01	0.2		3	0	0	0	0	1	0	0	0	0	0	4	9	0.00	1.500						

Chicago White Sox @ Toronto Blue Jays
SkyDome, Toronto, ON
Thu Jul 24 2003, 7:05 PM EDT
Att: 18,438 - Cloudy - 79 F

AB 45
R 4
H 12
RBI 4
BB 8
SO 12
LOB 22




Batter	1	2	3	4	5	6	7	8	9	10	11	12	13	AB	R	H	RBI	BB	SO	LOB	BOTTOM	
Howie Clark, L (1.7) OBP: 0.406, SLG: 0.438	G6-3		SH5-4											2	0	0	0	0	0	0		
3 Reed Johnson, R (8, PH) OBP: 0.356, SLG: 0.446														3	0	0	0	0	0	1		
Frank Catalanotto, L (11, 10) OBP: 0.327, SLG: 0.462	G6-3		G4-3											6	0	0	1	0	1	2		
10 Vernon Wells, R (1.8) OBP: 0.345, SLG: 0.578	G1-3		G5-3											5	1	1	1	1	0	1		
Carlos Delgado, L (1.3) OBP: 0.415, SLG: 0.601														5	0	1	0	1	2	1		
Greg Myers, L (1.2) OBP: 0.415, SLG: 0.535														5	0	1	0	0	0	2		
Bobby Kielty, S (1.9) OBP: 0.377, SLG: 0.436														5	0	0	0	0	2	1		
Eric Hinske, L (1.5) OBP: 0.320, SLG: 0.440														4	1	1	1	1	1	1		
Orlando Hudson, S (1.4) OBP: 0.338, SLG: 0.400														3	1	1	0	2	0	0		
Mike Bordick, R (1.6) OBP: 0.298, SLG: 0.386														2	0	1	0	1	0	0		
Jayson Werth, R (6, PR) OBP: 0.255, SLG: 0.417														0	0	0	0	0	0	0		
Chris Woodward, R (9, 6) OBP: 0.324, SLG: 0.409														2	0	0	0	0	1	3		
Inning Stats	R: 0 E: 0 K: 0 S: 10	H: 0 LOB: 0 BB: 0 P: 16	R: 0 E: 0 K: 1 S: 7	H: 1 LOB: 1 BB: 0 P: 12	R: 1 E: 0 K: 0 S: 9	H: 0 LOB: 1 BB: 2 P: 18	R: 0 E: 0 K: 0 S: 6	H: 1 LOB: 0 BB: 0 P: 8	R: 0 E: 0 K: 0 S: 5	H: 0 LOB: 1 BB: 1 P: 13	R: 0 E: 0 K: 0 S: 10	H: 1 LOB: 1 BB: 0 P: 12	R: 0 E: 0 K: 2 S: 12	H: 0 LOB: 1 BB: 1 P: 21	R: 0 E: 0 K: 0 S: 6	H: 1 LOB: 2 BB: 1 P: 15	R: 1 E: 0 K: 0 S: 17	H: 1 LOB: 0 BB: 0 P: 22	1B: 4 2B: 0 3B: 0 HR: 2	SF: 0 SAC: 1 DP: 2 HBP: 0	W/P: 0 PB: 0 SB: 0 CS: 0	PA: 49
PITCHER	IP	WLS	BF	H	R	ER	SO	BB	IBB	HBP	BLK	WP	HR	S	P	ERA	WHIP					
Jon Garland, R (1, 1) ERA: 4.4	7.0		27	4	2	2	2	3	0	0	0	0	0	21	34	0.00	0.375					
Damaso Marte, L (8, 1) ERA: 1.56	2.2		8	0	0	0	2	1	0	0	0	0	0	21	34	0.00	0.375					
Tom Gordon, R (10, 1) ERA: 2.98	2.1		10	1	0	0	3	2	0	0	0	0	0	23	39	0.00	1.286					
Rick White, R (13, 1) ERA: 5.44	1.0		4	1	1	1	0	0	0	0	0	0	1	17	22	9.00	1.000					

Chicago White Sox @ Toronto Blue Jays
SkyDome, Toronto, ON
Thu Jul 24 2003, 7:05 PM EDT
Att: 18,438 - Cloudy - 79 F

AB 42
R 3
H 6
RBI 3
BB 6
SO 7
LOB 12



Batter	1	2	3	4	5	6	7	8	9	AB	R	H	RBI	BB	SO	LOB	TOP								
1 Brian Roberts, S OBP: 0.360, SLG: 0.389	L7			FC1-4-6 31 2B	FC1-6		G6-4-3 BB			3	1	1	1	1	0	1	Baltimore Orioles @ Toronto Blue Jays SkyDome, Toronto, ON Fri Jul 25 2003, 7:05 PM EDT Att: 17,095 - Sunny - 79 F								
Luis Matos, R OBP: 0.393, SLG: 0.512	K			K	F2		G6-4-3			4	0	0	0	0	2	4									
6 Melvin Mora, R OBP: 0.425, SLG: 0.523	F9			BB	F7		P6			3	0	0	0	1	0	0									
Jeff Conine, R OBP: 0.346, SLG: 0.483				FC1-4-6 31 2B	1B		F7			4	0	2	0	0	0	2									
31 Jay Gibbons, L OBP: 0.354, SLG: 0.485	FC6-4			FC6-4	F8		K			4	0	1	1	0	1	2									
Tony Batista, R OBP: 0.284, SLG: 0.424	G5-4-3			P6	1B					4	0	1	0	0	1	3									
David Segui, S OBP: 0.341, SLG: 0.384				G5-4-3 BB	1B		K2-3			3	1	1	0	1	2	0									
Deivi Cruz, R OBP: 0.274, SLG: 0.419				K	F8		1B			4	1	1	0	0	2	2									
Brook Fordyce, R OBP: 0.313, SLG: 0.335	G5-4-3			G5-4-3	1B		1B			3	0	2	1	0	0	1									
Inning Stats	R: 0 E: 0 K: 1 S: 8	H: 0 LOB: 0 BB: 0 P: 13	R: 0 E: 0 K: 0 S: 3	H: 1 LOB: 0 BB: 0 P: 7	R: 0 E: 0 K: 1 S: 8	H: 0 LOB: 0 BB: 1 P: 16	R: 1 E: 0 K: 1 S: 13	H: 2 LOB: 2 BB: 1 P: 23	R: 1 E: 0 K: 0 S: 5	H: 2 LOB: 1 BB: 0 P: 9	R: 0 E: 0 K: 0 S: 8	H: 2 LOB: 2 BB: 0 P: 17	R: 1 E: 0 K: 1 S: 10	H: 2 LOB: 1 BB: 1 P: 19	R: 0 E: 0 K: 1 S: 9	H: 0 LOB: 0 BB: 0 P: 12	R: 0 E: 0 K: 3 S: 14	H: 0 LOB: 0 BB: 0 P: 19	1B: 7 2B: 2 3B: 0 HR: 0	SF: 0 SAC: 0 DP: 3 HBP: 0	WP: 0 PB: 0 SB: 1 CS: 0	PA: 35			
PITCHER	IP	WLS	BF	H	R	ER	SO	BB	IBB	HBP	BLK	WP	HR	S	P	ERA	WHIP								
Cory Lidle, R ERA: 5.78	(1, 1)	7.0	W	29	9	3	3	4	3	0	0	0	0	55	104	3.86	1.714								
Cliff Politte, R ERA: 5.29	(8, 1)	0.2	H	2	0	0	0	0	0	0	0	0	0	5	7	0.00	0.000								
Trever Miller, L ERA: 4.42	(8, 1)	1.1	S	4	0	0	0	4	0	0	0	0	0	18	24	0.00	0.000								

Batter	1	2	3	4	5	6	7	8	9	AB	R	H	RBI	BB	SO	LOB	BOTTOM								
Frank Catalanotto, L OBP: 0.328, SLG: 0.451	G4-6-3 1B			K			F7			3	0	1	0	1	1	2	Baltimore Orioles @ Toronto Blue Jays SkyDome, Toronto, ON Fri Jul 25 2003, 7:05 PM EDT Att: 17,095 - Sunny - 79 F								
3 Reed Johnson, R OBP: 0.356, SLG: 0.446										0	1	0	0	0	0	0									
Eric Hinske, L OBP: 0.323, SLG: 0.439	G4-6-3			HR			G3			3	2	1	0	1	0	2									
10 Vernon Wells, R OBP: 0.347, SLG: 0.575	1B			K			L7			4	0	1	0	0	1	4									
Carlos Delgado, L OBP: 0.418, SLG: 0.610	G4-3			HR						4	1	3	4	0	0	1									
Greg Myers, L OBP: 0.409, SLG: 0.525				G6-3			G3			4	0	0	0	0	0	2									
Bobby Kielty, S OBP: 0.375, SLG: 0.441	F9						F7			4	0	1	0	0	0	1									
Josh Phelps, R OBP: 0.351, SLG: 0.435				1B			K			3	0	1	0	1	2	1									
Orlando Hudson, S OBP: 0.334, SLG: 0.395	G4-3			K			K			4	0	0	0	0	3	4									
Mike Bordick, R OBP: 0.302, SLG: 0.385				1B			G3			3	1	1	0	1	2	1									
Inning Stats	R: 0 E: 0 K: 0 S: 10	H: 2 LOB: 1 BB: 0 P: 15	R: 0 E: 0 K: 0 S: 6	H: 1 LOB: 1 BB: 0 P: 8	R: 3 E: 0 K: 2 S: 11	H: 2 LOB: 0 BB: 1 P: 20	R: 0 E: 0 K: 2 S: 12	H: 0 LOB: 0 BB: 0 P: 20	R: 0 E: 0 K: 0 S: 6	H: 1 LOB: 1 BB: 0 P: 9	R: 0 E: 0 K: 1 S: 12	H: 1 LOB: 2 BB: 1 P: 24	R: 2 E: 1 K: 1 S: 11	H: 1 LOB: 2 BB: 2 P: 21	R: 0 E: 0 K: 3 S: 13	H: 1 LOB: 1 BB: 0 P: 18	1B: 7 2B: 0 3B: 1 HR: 1	SF: 0 SAC: 0 DP: 1 HBP: 0	WP: 1 PB: 0 SB: 1 CS: 0	PA: 36					
PITCHER	IP	WLS	BF	H	R	ER	SO	BB	IBB	HBP	BLK	WP	HR	S	P	ERA	WHIP								
Jason Johnson, R ERA: 3.75	(1, 1)	6.2	L	30	7	5	4	6	4	0	0	0	0	3	4	0.00	3.000								
B.J. Ryan, L ERA: 5.74	(7, 1)	0.1		2	1	0	0	0	0	0	0	0	0	3	4	0.00	3.000								
Hector Carrasco, R ERA: 3.75	(8, 1)	0.1		2	1	0	0	1	0	0	0	0	0	5	6	0.00	3.000								
Buddy Groom, L ERA: 6.51	(8, 1)	0.1		1	0	0	0	1	0	0	0	0	0	3	5	0.00	0.000								
Kerry Ligtenberg, R ERA: 3.16	(8, 1)	0.1		1	0	0	0	1	0	0	0	0	0	5	7	0.00	0.000								



Batter	1	2	3	4	5	6	7	8	9	AB	R	H	RBI	BB	SO	LOB	TOP								
1 Brian Roberts, S (1,4) OBP: 0.359, SLG: 0.396										4	0	1	0	0	1	2									
Luis Matos, R (1,8) OBP: 0.383, SLG: 0.498										4	0	0	0	0	1	2									
6 Melvin Mora, R (1,7) OBP: 0.420, SLG: 0.523										4	0	0	0	0	3	0									
Jeff Conine, R (1,3) OBP: 0.346, SLG: 0.491 53 Carlos Mendez, R (7,3) OBP: 0.241, SLG: 0.321										3	0	0	0	0	0	0									
31 Jay Gibbons, L (1,10) OBP: 0.347, SLG: 0.475										3	0	0	0	0	0	0									
Tony Batista, R (1,5) OBP: 0.287, SLG: 0.425										3	0	0	0	0	0	0									
Larry Bigbie, L (1,9) OBP: 0.316, SLG: 0.371										3	1	1	1	0	0	1									
Deivi Cruz, R (1,6) OBP: 0.275, SLG: 0.420 Jose Morban, S (6,6) OBP: 0.286, SLG: 0.333										2	0	0	0	0	0	0									
Brook Fordyce, R (1,2) OBP: 0.313, SLG: 0.335										3	0	1	0	0	0	1									
Inning Stats	R: 0 E: 0 K: 2 S: 8	H: 0 LOB: 0 BB: 0 P: 12	R: 0 E: 0 K: 0 S: 5	H: 0 LOB: 0 BB: 0 P: 9	R: 0 E: 0 K: 0 S: 4	H: 0 LOB: 0 BB: 0 P: 7	R: 0 E: 0 K: 1 S: 8	H: 1 LOB: 0 BB: 0 P: 12	R: 0 E: 0 K: 0 S: 8	H: 0 LOB: 1 BB: 0 P: 11	R: 0 E: 0 K: 0 S: 5	H: 1 LOB: 1 BB: 0 P: 9	R: 0 E: 0 K: 1 S: 5	H: 0 LOB: 0 BB: 0 P: 8	R: 1 E: 0 K: 0 S: 13	H: 1 LOB: 1 BB: 1 P: 20	R: 0 E: 0 K: 2 S: 8	H: 0 LOB: 0 BB: 0 P: 11	1B: 2 2B: 1 3B: 0 HR: 1	SF: 0 SAC: 0 DP: 1 HBP: 0	WP: 0 PB: 0 SB: 0 CS: 0	PA: 31			
PITCHER	IP	WLS	BF	H	R	ER	SO	BB	IBB	HBP	BLK	WP	HR	S	P	ERA	WHIP								
32 Roy Halladay, R (1,1) ERA: 3.29	7.0	W	23	2	0	0	4	0	0	0	0	0	0	43	68	0.00	0.286								
Aquilino Lopez, R (8,1) ERA: 3.93	2.0		8	1	1	1	2	1	0	0	0	0	1	21	31	4.50	1.000								

Baltimore Orioles @ Toronto Blue Jays
SkyDome, Toronto, ON
Sun Jul 27 2003, 1:05 PM EDT
Att: 21,787 - Cloudy - 72 F

AB 30
R 1
H 3
RBI 1
BB 1
SO 6
LOB 6



Batter	1	2	3	4	5	6	7	8	9	AB	R	H	RBI	BB	SO	LOB	BOTTOM								
3 Reed Johnson, R (1,7) OBP: 0.358, SLG: 0.443	 10 G5-4-3 HBP									4	0	2	1	0	1	2									
Eric Hinske, L (1,5) OBP: 0.326, SLG: 0.435	 10 G5-4-3									4	0	1	0	1	1	4									
10 Vernon Wells, R (1,8) OBP: 0.349, SLG: 0.582	 10 G5-4-3									4	2	2	3	1	0	2									
Carlos Delgado, L (1,10) OBP: 0.420, SLG: 0.617 Josh Phelps, R (7,PH) OBP: 0.345, SLG: 0.427										3	1	3	2	1	0	0									
Bobby Kielty, S (1,9) OBP: 0.374, SLG: 0.433										4	1	0	0	1	1	4									
Greg Myers, L (1,2) OBP: 0.409, SLG: 0.527		 2B		 2B						5	2	2	0	0	0	1									
Tom Wilson, R (1,3) OBP: 0.350, SLG: 0.448				 2B						5	2	2	1	0	2	2									
Orlando Hudson, S (1,4) OBP: 0.338, SLG: 0.397		 1B		 10 2B						4	1	2	1	0	2	1									
Mike Bordick, R (1,6) OBP: 0.307, SLG: 0.389				 10 2B						3	1	1	2	1	1	1									
Inning Stats	R: 0 E: 0 K: 0 S: 11	H: 0 LOB: 2 BB: 2 P: 21	R: 1 E: 0 K: 1 S: 10	H: 2 LOB: 0 BB: 0 P: 15	R: 0 E: 0 K: 0 S: 11	H: 0 LOB: 0 BB: 0 P: 14	R: 7 E: 0 K: 3 S: 30	H: 7 LOB: 1 BB: 1 P: 50	R: 1 E: 0 K: 1 S: 12	H: 2 LOB: 2 BB: 1 P: 23	R: 1 E: 0 K: 0 S: 17	H: 2 LOB: 1 BB: 0 P: 23	R: 0 E: 0 K: 3 S: 21	H: 2 LOB: 3 BB: 1 P: 36	R: 0 E: 0 K: 1 S: 9	H: 0 LOB: 0 BB: 0 P: 15	1B: 9 2B: 4 3B: 0 HR: 2	SF: 0 SAC: 0 DP: 1 HBP: 1	WP: 0 PB: 0 SB: 0 CS: 1	PA: 43					
PITCHER	IP	WLS	BF	H	R	ER	SO	BB	IBB	HBP	BLK	WP	HR	S	P	ERA	WHIP								
Rodrigo Lopez, R (1,1) ERA: 6.02	3.2	L	21	8	8	8	3	3	0	1	0	0	1	56	91	19.64	3.000								
Travis Driskill, R (4,1) ERA: 5.52	2.1		13	5	2	2	2	1	0	0	0	0	1	35	55	7.71	2.571								
Buddy Groom, L (7,1) ERA: 6.28	1.0		6	2	0	0	3	1	0	0	0	0	0	21	36	0.00	3.000								
Jorge Julio, R (8,1) ERA: 3.86	1.0		3	0	0	0	1	0	0	0	0	0	0	9	15	0.00	0.000								

Baltimore Orioles @ Toronto Blue Jays
SkyDome, Toronto, ON
Sun Jul 27 2003, 1:05 PM EDT
Att: 21,787 - Cloudy - 72 F

AB 37
R 10
H 15
RBI 10
BB 5
SO 9
LOB 20



Batter	1	2	3	4	5	6	7	8	9	AB R H RBI BB SO LOB	TOP											
13 Carl Crawford, L OBP: 0.310, SLG: 0.357	G3		1B			FC6-4 1B	F8		FC6-4 1B	5 2 2 0 0 0 1	Tampa Bay Devil Rays @ Toronto Blue Jays SkyDome, Toronto, ON Tue Jul 29 2003, 7:05 PM EDT Att: 21,007 - Cloudy - 75 F											
Antonio Perez, R OBP: 0.398, SLG: 0.452	P2		FC4-6 1B			FC6-4 1B	K		FC6-4 1B	5 2 3 0 0 1 0												
Aubrey Huff, L OBP: 0.361, SLG: 0.536	G3		FC4-6 1B			E3 1B	HR		FC6-4 1B	4 2 1 1 1 0 4												
5 Rocco Baldelli, R OBP: 0.336, SLG: 0.459		G5-3			G3-6 BB	FC6-4 HR	F8		FC6-4 1B	4 1 1 3 1 0 2												
Travis Lee, L OBP: 0.391, SLG: 0.455		1B			G3-6	HR		P1	E3	5 1 2 3 0 0 3												
Damian Rolls, R OBP: 0.299, SLG: 0.386		1B			F9	HR		1B	SF8	4 1 2 1 0 0 1												
Al Martin, L OBP: 0.356, SLG: 0.356 Matt Diaz, R OBP: 0.200, SLG: 0.111 Javier Valentin, S OBP: 0.261, SLG: 0.387	G4-3				F8	L6		P4	K	3 0 0 0 0 0 2 0 0 0 0 0 0 0 2 0 0 0 0 1 3												
Toby Hall, R OBP: 0.313, SLG: 0.391			K		F8	1B HBP		K		3 0 0 0 0 2 1												
Julio Lugo, R OBP: 0.316, SLG: 0.352			K		K	1B			FC6-4 1B	4 0 2 1 0 2 0												
Inning Stats	R: 0 E: 0 K: 0 S: 5	H: 0 LOB: 0 BB: 0 P: 6	R: 0 E: 0 K: 0 S: 8	H: 1 LOB: 1 BB: 0 P: 13	R: 0 E: 0 K: 2 S: 12	H: 2 LOB: 2 BB: 0 P: 16	R: 0 E: 0 K: 0 S: 4	H: 0 LOB: 0 BB: 1 P: 8	R: 0 E: 0 K: 1 S: 8	H: 0 LOB: 0 BB: 0 P: 11		R: 5 E: 1 K: 0 S: 21	H: 5 LOB: 2 BB: 0 P: 35	R: 1 E: 0 K: 1 S: 7	H: 1 LOB: 0 BB: 0 P: 9	R: 0 E: 0 K: 1 S: 10	H: 1 LOB: 1 BB: 0 P: 14	R: 3 E: 1 K: 1 S: 20	H: 3 LOB: 2 BB: 1 P: 33	1B: 11 2B: 0 3B: 0 HR: 2	SF: 1 SAC: 0 DP: 1 HBP: 1	WP: 0 PB: 0 SB: 2 CS: 0
PITCHER	IP WLS BF H R ER SO BB IBB HBP BLK WP HR S P ERA WHIP											PITCHER	IP WLS BF H R ER SO BB IBB HBP BLK WP HR S P ERA WHIP									
Kelvim Escobar, R ERA: 4.35	(1, 1) 6.0 27 8 5 3 3 1 0 1 0 0 0 1 58 89 4.50 1.500																					
Jason Kershner, L ERA: 3.22	(7, 1) 1.1 6 2 1 1 1 0 0 0 0 0 0 1 11 15 6.75 1.500																					
Aquilino Lopez, R ERA: 4.05	(8, 1) 0.2 H 3 1 1 1 1 0 0 0 0 0 0 0 9 12 13.50 1.500																					
Trever Miller, L ERA: 4.62	(9, 1) 0.1 L 3 1 0 0 0 1 0 0 0 0 0 0 3 8 0.00 6.000																					
Scott Service, R ERA: 4.91	(9, 1) 0.2 B 4 1 2 1 1 0 0 0 0 0 0 0 14 21 13.50 1.500																					

Batter	1	2	3	4	5	6	7	8	9	AB R H RBI BB SO LOB	BOTTOM											
3 Reed Johnson, R OBP: 0.359, SLG: 0.442	F9	FC5-4				K				5 1 2 1 0 1 2	Tampa Bay Devil Rays @ Toronto Blue Jays SkyDome, Toronto, ON Tue Jul 29 2003, 7:05 PM EDT Att: 21,007 - Cloudy - 75 F											
Eric Hinske, L OBP: 0.328, SLG: 0.436	10 SF7		F7		F7		F7			4 1 1 0 1 0 1												
10 Vernon Wells, R OBP: 0.350, SLG: 0.580	FC5 BB		P2		BB		HR		F8	5 1 2 1 0 0 3												
Carlos Delgado, L OBP: 0.424, SLG: 0.624	2-3 BB		G3		BB		HR		HR	2 2 1 1 3 0 0												
Greg Myers, L OBP: 0.408, SLG: 0.552	SF7				K		HR		K	4 2 2 5 0 2 2												
Bobby Kielty, S OBP: 0.371, SLG: 0.429	P6				F9		F7		K	5 0 1 0 0 1 4												
Frank Catalanotto, L OBP: 0.335, SLG: 0.444 Tom Wilson, R OBP: 0.349, SLG: 0.446	G4-3				F9		F7		K	4 0 0 0 0 1 1 1 0 0 0 0 1 0												
Orlando Hudson, S OBP: 0.334, SLG: 0.393	K				G6-3		P6		G3-1	4 0 0 0 0 1 1												
Mike Bordick, R OBP: 0.316, SLG: 0.404					3 FC5-4 BB		2B		K	3 1 2 0 1 1 0												
Inning Stats	R: 1 E: 0 K: 0 S: 16	H: 1 LOB: 2 BB: 1 P: 28	R: 0 E: 0 K: 1 S: 14	H: 0 LOB: 1 BB: 1 P: 20	R: 0 E: 0 K: 0 S: 10	H: 0 LOB: 0 BB: 0 P: 13	R: 1 E: 0 K: 0 S: 10	H: 2 LOB: 0 BB: 0 P: 17	R: 2 E: 0 K: 1 S: 14	H: 3 LOB: 2 BB: 1 P: 24		R: 0 E: 0 K: 1 S: 12	H: 1 LOB: 1 BB: 0 P: 17	R: 3 E: 0 K: 1 S: 11	H: 2 LOB: 0 BB: 1 P: 19	R: 0 E: 0 K: 1 S: 12	H: 1 LOB: 2 BB: 1 P: 22	R: 1 E: 0 K: 3 S: 13	H: 1 LOB: 0 BB: 0 P: 19	1B: 5 2B: 3 3B: 0 HR: 3	SF: 1 SAC: 0 DP: 1 HBP: 0	WP: 0 PB: 0 SB: 1 CS: 0
PITCHER	IP WLS BF H R ER SO BB IBB HBP BLK WP HR S P ERA WHIP											PITCHER	IP WLS BF H R ER SO BB IBB HBP BLK WP HR S P ERA WHIP									
Geremi Gonzalez, R ERA: 3.9	(1, 1) 5.2 27 7 4 4 2 3 0 0 0 0 0 0 73 115 6.35 1.765																					
Jesus Colome, R ERA: 4.5	(6, 1) 0.2 H 3 1 1 1 1 0 0 0 0 0 0 6 8 13.50 1.500																					
Al Levine, R ERA: 2.76	(7, 1) 1.2 W 9 2 2 2 2 2 0 0 0 0 0 1 20 37 10.80 2.400																					
Lance Carter, R ERA: 4.86	(9, 1) 1.0 S 4 1 1 1 3 0 0 0 0 0 0 1 13 19 9.00 1.000																					



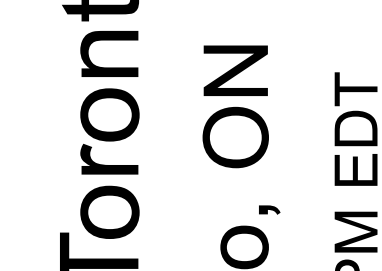
Batter	1	2	3	4	5	6	7	8	9	AB	R	H	RBI	BB	SO	LOB	TOP				
13 Carl Crawford, L OBP: 0.305, SLG: 0.351 (1, 8)	G4-3	F8				G4-3		K		5	0	1	1	0	1	3	Tampa Bay Devil Rays @ Toronto Blue Jays SkyDome, Toronto, ON Thu Jul 31, 2003, 12:35 PM EDT Att: 29,544 - Sunny - 72 F				
Antonio Perez, R OBP: 0.376, SLG: 0.434 (1, 4)	K		E3	FC5-4				2B		5	0	2	1	0	1	2					
5 Rocco Baldelli, R OBP: 0.336, SLG: 0.458 (1, 10)	F9		FC6-4			K2-3		F8		5	1	1	0	0	1	3					
Aubrey Huff, L OBP: 0.360, SLG: 0.533 Jesus Colome, R OBP: 0.315, SLG: 0.392 Lance Carter, R (9, 1)		2B	P6		F7		G6-3		G5-3	5	1	1	0	0	0	2					
Toby Hall, R OBP: 0.315, SLG: 0.392 (1, 2)		2B		P5			F8		P2	4	1	1	1	1	0	0					
Travis Lee, L OBP: 0.356, SLG: 0.456 (1, 3)		2B					G1		K	4	1	1	0	1	2	1					
Damian Rolls, R OBP: 0.307, SLG: 0.414 (9, 9)		1B						HR		4	1	3	3	0	0	2					
18 Jared Sandberg, R OBP: 0.333, SLG: 0.460 (1, 5)	L8							K		4	1	1	1	0	2	3					
Julio Lugo, R OBP: 0.319, SLG: 0.352 (1, 6)		1B						2B		4	1	2	0	0	1	2					
Inning Stats	R: 0 E: 0 K: 1 S: 7	H: 0 LOB: 0 BB: 0 P: 12	R: 2 E: 0 K: 1 S: 15	H: 4 LOB: 2 BB: 0 P: 21	R: 0 E: 1 K: 0 S: 5	H: 0 LOB: 0 BB: 0 P: 7	R: 2 E: 0 K: 0 S: 13	H: 4 LOB: 2 BB: 0 P: 20	R: 1 E: 0 K: 1 S: 10	H: 1 LOB: 1 BB: 0 P: 11	R: 0 E: 0 K: 0 S: 7	H: 0 LOB: 0 BB: 0 P: 8	R: 2 E: 0 K: 2 S: 12	H: 3 LOB: 1 BB: 0 P: 18	R: 0 E: 0 K: 1 S: 8	H: 0 LOB: 0 BB: 0 P: 9		1B: 7 2B: 5 3B: 0 HR: 1	SF: 0 SAC: 0 DP: 0 HBP: 0	WP: 0 PB: 0 SB: 0 CS: 1	PA: 42
PITCHER	IP	WLS	BF	H	R	ER	SO	BB	IBB	HBP	BLK	WP	HR	S	P	ERA	WHIP				
Mark Hendrickson, L ERA: 5.45	4.1	L	24	9	5	5	2	1	1	0	0	0	0	49	79	10.38	2.308				
Tanyon Sturtze, R ERA: 6.06	1.2		6	1	0	0	3	0	0	0	0	0	0	14	16	0.00	0.600				
Jason Kershner, L ERA: 3.7	1.2		7	2	2	2	2	0	0	0	0	0	1	15	17	10.80	1.200				
Aquilino Lopez, R ERA: 4.02	0.1		2	1	0	0	0	0	0	0	0	0	0	4	9	0.00	3.000				
Trever Miller, L ERA: 4.5	1.0		3	0	0	0	1	0	0	0	0	0	0	8	9	0.00	0.000				

Batter	1	2	3	4	5	6	7	8	9	AB	R	H	RBI	BB	SO	LOB	BOTTOM				
Frank Catalanotto, L OBP: 0.328, SLG: 0.441 (1, 7)	G6-3		G3					G3		4	0	2	0	1	0	1	Tampa Bay Devil Rays @ Toronto Blue Jays SkyDome, Toronto, ON Thu Jul 31, 2003, 12:35 PM EDT Att: 29,544 - Sunny - 72 F				
Eric Hinske, L OBP: 0.323, SLG: 0.423 (1, 5)	BB		G3		G3-6		G6-3		G4-3	3	0	0	0	2	0	3					
10 Vernon Wells, R OBP: 0.345, SLG: 0.571 (1, 8)	F8		F9		F9		G4-3		F7	5	0	0	0	0	0	4					
Carlos Delgado, L OBP: 0.426, SLG: 0.622 (1, 10)			F7					2B	G4-3	4	1	1	0	1	0	2					
Bobby Kielty, S OBP: 0.370, SLG: 0.422 (1, 9)	F8			WP				1B	K	3	2	1	0	2	1	3					
Orlando Hudson, S OBP: 0.341, SLG: 0.404 (1, 4)		E9						G6-4-3		3	1	2	2	1	0	2					
Tom Wilson, R OBP: 0.344, SLG: 0.439 Greg Myers, L OBP: 0.412, SLG: 0.556 (6, PH)								1B		3	0	0	0	0	1	3					
Josh Phelps, R OBP: 0.343, SLG: 0.436 (1, 3)								HR		1	1	1	1	0	0	0					
Chris Woodward, R OBP: 0.319, SLG: 0.404 (1, 6)								HR		4	1	1	3	0	0	2					
Inning Stats	R: 0 E: 0 K: 0 S: 14	H: 1 LOB: 1 BB: 0 P: 19	R: 0 E: 0 K: 0 S: 8	H: 0 LOB: 1 BB: 1 P: 15	R: 1 E: 0 K: 1 S: 12	H: 0 LOB: 2 BB: 0 P: 24	R: 0 E: 0 K: 0 S: 6	H: 1 LOB: 0 BB: 0 P: 9	R: 2 E: 0 K: 0 S: 13	H: 2 LOB: 1 BB: 0 P: 20	R: 0 E: 0 K: 0 S: 8	H: 1 LOB: 0 BB: 0 P: 11	R: 3 E: 1 K: 0 S: 10	H: 3 LOB: 1 BB: 1 P: 18	R: 0 E: 0 K: 1 S: 8	H: 0 LOB: 1 BB: 1 P: 16		1B: 5 2B: 1 3B: 0 HR: 2	SF: 0 SAC: 0 DP: 2 HBP: 0	WP: 1 PB: 0 SB: 0 CS: 0	PA: 41
PITCHER	IP	WLS	BF	H	R	ER	SO	BB	IBB	HBP	BLK	WP	HR	S	P	ERA	WHIP				
Jorge Sosa, R ERA: 4.83	5.1	W	23	3	2	2	2	5	0	0	0	0	0	61	103	3.38	1.500				
Travis Harper, R ERA: 3.59	1.2		7	2	1	1	0	0	0	0	0	0	1	14	20	5.40	1.200				
Al Levine, R ERA: 2.9	0.2		3	1	1	1	0	1	0	0	0	0	0	4	11	13.50	3.000				
Mark Malaska, L ERA: 9.0	0.0		1	1	0	0	0	0	0	0	0	0	0	2	2	∞	∞				
Jesus Colome, R ERA: 4.53	0.2	H	5	1	2	2	0	1	0	0	0	0	1	7	12	27.00	3.000				
Lance Carter, R ERA: 4.5	0.2	S	2	0	0	0	1	0	0	0	0	0	0	5	9	0.00	0.000				

AB 40
R 7
H 13
RBI 7
BB 2
SO 8
LOB 18



AB 34
R 6
H 8
RBI 6
BB 7
SO 3
LOB 22



Batter	1	2	3	4	5	6	7	8	9	AB	R	H	RBI	BB	SO	LOB	TOP									
3 Reed Johnson, R OBP: 0.365, SLG: 0.443										4	0	3	0	1	0	0	Toronto Blue Jays @ Anaheim Angels Edison International Field, Anaheim, CA Sun Aug 03 2003, 4:05 PM EDT Att: 42,198 - Sunny - 80 F									
Mike Bordick, R OBP: 0.332, SLG: 0.410										5	0	2	0	0	3	3										
10 Vernon Wells, R OBP: 0.348, SLG: 0.567										5	1	1	0	0	1	4										
Carlos Delgado, L OBP: 0.423, SLG: 0.609										3	1	0	0	1	1	2										
Greg Myers, L OBP: 0.412, SLG: 0.550										3	1	2	1	0	1	0										
Tom Wilson, R OBP: 0.335, SLG: 0.426										1	0	0	0	0	0	0										
Bobby Kielty, S OBP: 0.368, SLG: 0.417										4	1	1	1	0	3	2										
Eric Hinske, L OBP: 0.318, SLG: 0.418										4	0	0	0	0	2	3										
Josh Phelps, R OBP: 0.341, SLG: 0.427										2	0	0	0	0	1	0										
Frank Catalanotto, L OBP: 0.327, SLG: 0.436										2	0	0	0	0	1	2										
Orlando Hudson, S OBP: 0.339, SLG: 0.400										4	0	1	2	0	1	0										
Inning Stats	R: 0 E: 0 K: 0 S: 8	H: 2 LOB: 1 BB: 0 P: 13	R: 0 E: 0 K: 3 S: 9	H: 0 LOB: 0 BB: 0 P: 14	R: 0 E: 0 K: 1 S: 9	H: 1 LOB: 1 BB: 0 P: 13	R: 1 E: 0 K: 2 S: 10	H: 2 LOB: 1 BB: 0 P: 18	R: 0 E: 0 K: 2 S: 12	H: 2 LOB: 2 BB: 0 P: 18	R: 3 E: 0 K: 2 S: 21	H: 3 LOB: 2 BB: 2 P: 36	R: 0 E: 1 K: 2 S: 14	H: 0 LOB: 1 BB: 0 P: 21	R: 0 E: 0 K: 0 S: 5	H: 0 LOB: 0 BB: 0 P: 8	R: 0 E: 0 K: 2 S: 10	H: 0 LOB: 0 BB: 0 P: 14	1B: 8 2B: 2 3B: 0 HR: 0	SF: 0 SAC: 0 DP: 1 HBP: 0	WP: 0 PB: 0 SB: 1 CS: 0	PA: 39				
PITCHER	IP	WLS	BF	H	R	ER	SO	BB	IBB	HBP	BLK	WP	HR	S	P	ERA	WHIP									
62 Scot Shields, R ERA: 2.1	(1, 1)	5.0	L	24	9	4	4	8	1	0	0	0	0	0	57	91	7.20	2.000								
Francisco Rodríguez, R ERA: 3.0	(6, 1)	2.0		9	1	0	0	4	1	0	0	0	0	26	42	0.00	1.000									
Ben Weber, R ERA: 2.95	(8, 1)	2.0		6	0	0	0	2	0	0	0	0	0	15	22	0.00	0.000									

AB 37
R 4
H 10
RBI 4
BB 2
SO 14
LOB 16



Batter	1	2	3	4	5	6	7	8	9	AB	R	H	RBI	BB	SO	LOB	BOTTOM								
David Eckstein, R OBP: 0.333, SLG: 0.329										3	0	0	0	1	0	1	Toronto Blue Jays @ Anaheim Angels Edison International Field, Anaheim, CA Sun Aug 03 2003, 4:05 PM EDT Att: 42,198 - Sunny - 80 F								
Jeff DaVanon, S OBP: 0.359, SLG: 0.498										3	0	0	0	1	0	1									
Tim Salmon, R OBP: 0.367, SLG: 0.463										3	0	0	0	1	1	3									
16 Garret Anderson, L OBP: 0.344, SLG: 0.579										4	0	0	0	0	1	2									
Scott Spiezio, S OBP: 0.319, SLG: 0.428										4	0	2	0	0	0	0									
Bengie Molina, R OBP: 0.309, SLG: 0.444										4	0	2	0	0	2	1									
Adam Kennedy, L OBP: 0.329, SLG: 0.385										4	0	0	0	0	0	4									
39 Robb Quinlan, R OBP: 0.474, SLG: 0.500										3	0	2	0	1	1	2									
Alfredo Amezaga, S OBP: 0.355, SLG: 0.435										3	0	0	0	0	0	4									
Inning Stats	R: 0 E: 0 K: 1 S: 11	H: 0 LOB: 1 BB: 1 P: 19	R: 0 E: 0 K: 1 S: 11	H: 1 LOB: 2 BB: 1 P: 19	R: 0 E: 0 K: 0 S: 7	H: 0 LOB: 0 BB: 1 P: 12	R: 0 E: 0 K: 1 S: 6	H: 0 LOB: 0 BB: 0 P: 11	R: 0 E: 0 K: 0 S: 5	H: 0 LOB: 0 BB: 0 P: 8	R: 0 E: 0 K: 0 S: 6	H: 0 LOB: 0 BB: 0 P: 8	R: 0 E: 0 K: 0 S: 5	H: 1 LOB: 0 BB: 0 P: 9	R: 0 E: 0 K: 1 S: 12	H: 1 LOB: 2 BB: 1 P: 21		R: 0 E: 0 K: 1 S: 13	H: 2 LOB: 2 BB: 0 P: 18	1B: 6 2B: 1 3B: 0 HR: 0	SF: 0 SAC: 0 DP: 2 HBP: 0	WP: 0 PB: 0 SB: 2 CS: 0	PA: 35		
PITCHER	IP	WLS	BF	H	R	ER	SO	BB	IBB	HBP	BLK	WP	HR	S	P	ERA	WHIP								
Kelvin Escobar, R ERA: 4.03	(1, 1)	8.1	W	33	6	0	0	0	4	0	0	0	0	69	115	0.00	1.200								
Trevor Miller, L ERA: 4.35	(9, 1)	0.1	H	1	0	0	0	0	0	0	0	0	0	3	5	0.00	0.000								
Cliff Politte, R ERA: 5.89	(9, 1)	0.1	S	1	0	0	0	1	0	0	0	0	0	4	5	0.00	0.000								

AB 31
R 0
H 6
RBI 0
BB 4
SO 5
LOB 18



Batter	1	2	3	4	5	6	7	8	9	AB R H RBI BB SO LOB	TOP											
3 Reed Johnson, R OBP: 0.362, SLG: 0.442	3-1 FC1-5 2B		2-2 G6-3	2-3 K			0-0 G5-3		0-3 K	5 0 1 0 0 2 2	Toronto Blue Jays @ Tampa Bay Devil Rays Tropicana Field, St. Petersburg, FL Mon Aug 04 2003, 7:15 PM EDT Att: 8,193 - Dome - 72 F livebaseballscorecards.com											
Mike Bordick, R OBP: 0.338, SLG: 0.412	0-0 FC1-5		1-1 1B 10 WP	2-3 K			2-1 HBP BB 1B	4-2 BB E BB	4 1 2 0 1 1 3													
10 Vernon Wells, R OBP: 0.346, SLG: 0.562	2-1 F8		4-1 1B 1-2 BB		1-2 F8		0-0 F7	3-2 E BB 1-2 BB	4 0 0 0 1 0 3													
Carlos Delgado, L OBP: 0.425, SLG: 0.607 Dave Berg, R OBP: 0.304, SLG: 0.406	3-1 G4-3		1-2 1B		2-0 G6-3		4-0 HBP BB 1-2 BB	4-2 E BB 1-2 BB	3 0 1 0 2 0 1 0 0 0 0 0 0 0													
Josh Phelps, R OBP: 0.342, SLG: 0.424		1-0 FC4-6 1B	3-3 K		1-0 G6-3		1-1 HBP BB 1-2 HBP	0-0 E6 G6-4-3 1-2 BB	4 0 1 1 0 1 5													
Bobby Kielty, S OBP: 0.363, SLG: 0.410		0-2 FC4-6 1B 1-2f	3-2 G6-3			1-3 K	3-1 G5-3	0-0 G6-4-3 1-2f	5 0 0 0 0 1 10													
Eric Hinske, L OBP: 0.321, SLG: 0.426		1-1 FC6-4 1B		3-1 3B		2-3 K		1-0 F7	4 0 2 0 0 1 0													
Tom Wilson, R OBP: 0.333, SLG: 0.420		2-3 K		0-0 G3		4-2 BB		2-2 P4	3 0 0 0 1 1 3													
Orlando Hudson, S OBP: 0.338, SLG: 0.396		0-0 FC6-4 1-2f		4-2 BB		1-0 G4-3		0-1 G3-1	3 0 0 0 1 0 3													
Inning Stats	R: 0 E: 0 K: 0 S: 7	H: 1 LOB: 1 BB: 0 P: 15	R: 0 E: 0 K: 1 S: 10	H: 2 LOB: 2 BB: 0 P: 14	R: 0 E: 0 K: 1 S: 15	H: 2 LOB: 3 BB: 1 P: 29	R: 0 E: 0 K: 2 S: 13	H: 1 LOB: 2 BB: 1 P: 24	R: 0 E: 0 K: 0 S: 5	H: 0 LOB: 0 BB: 0 P: 9	R: 0 E: 0 K: 2 S: 9	H: 0 LOB: 1 BB: 1 P: 17	R: 0 E: 0 K: 0 S: 8	H: 1 LOB: 3 BB: 1 P: 17	R: 0 E: 0 K: 0 S: 8	H: 0 LOB: 0 BB: 0 P: 11	R: 1 E: 2 K: 1 S: 14	H: 0 LOB: 3 BB: 2 P: 25	1B: 5 2B: 1 3B: 1 HR: 0	SF: 0 SAC: 0 DP: 1 HBP: 1	WP: 1 PB: 0 SB: 0 CS: 0	PA: 42
PITCHER	IP WLS BF H R ER SO BB IBB HBP BLK WP HR S P ERA WHIP											PITCHER	IP WLS BF H R ER SO BB IBB HBP BLK WP HR S P ERA WHIP									
Victor Zambrano, R ERA: 4.14	(1, 1) 7.0 W 33 7 0 0 6 4 0 0 1 0 66 125 0.00 1.571																					
Jesus Colome, R ERA: 4.45	(8, 1) 1.0 3 0 0 0 0 0 0 0 0 0 8 11 0.00 0.000																					
Chad Gaudin, R ERA: 2.7	(9, 1) 1.0 6 0 1 0 1 2 0 0 0 0 0 14 25 0.00 2.000																					

Batter	1	2	3	4	5	6	7	8	9	AB R H RBI BB SO LOB	BOTTOM									
13 Carl Crawford, L OBP: 0.308, SLG: 0.351	1-1 G3		0-0 G1-3			1-1 E4 5 S 2H	0-3 K		0-2 FC6-4 5 1-2 2H 3H 1B	5 0 1 2 0 1 0	Toronto Blue Jays @ Tampa Bay Devil Rays Tropicana Field, St. Petersburg, FL Mon Aug 04 2003, 7:15 PM EDT Att: 8,193 - Dome - 72 F livebaseballscorecards.com									
5 Rocco Baldelli, R OBP: 0.333, SLG: 0.453	4-2 1B BB			0-0 G3-6-1 1B	2-0 G5-3		1-1 G6-3	0-0 FC6-4 1-2f	4 0 1 0 1 0 3											
Aubrey Huff, L OBP: 0.358, SLG: 0.526	1-0 G6-4-3 1B			0-0 G3-6-1 1-2f	0-1 F7		0-1 F7		4 0 1 0 0 0 2											
Travis Lee, L OBP: 0.358, SLG: 0.466	0-0 G6-4-3 1-2f			3-1 F7		1-0 G4-3 1B 2B	0-0 G3-1		4 1 1 0 0 0 2											
Al Martin, L OBP: 0.314, SLG: 0.360 Damian Rolls, R OBP: 0.311, SLG: 0.415		1-3 K			0-0 E 2B 2B	3-2 G4-3		1-1 18 L9 13 BB 13 1B 1B	3 1 1 0 0 1 1 1 1 1 0 0 0 0											
Marlon Anderson, L OBP: 0.324, SLG: 0.364		2-0 G6-3			0-2 E3 2B 1B	1-0 FC4-6 1B		4-2 13 BB 1-2 13 1B BB	3 2 1 1 1 0 1											
Toby Hall, R OBP: 0.311, SLG: 0.390		0-1 F9			1-0 1B 2B	3-H FC4-6 BB 1-2f HR		0-0 F7	4 2 1 1 0 0 3											
Jeff Liefer, L OBP: 0.216, SLG: 0.312 18 Jared Sandberg, R OBP: 0.325, SLG: 0.441			1-3 K		0-3 K	4-1 HR BB		3-2 L9	2 1 0 0 1 2 2 1 0 0 0 0 0 2											
Julio Lugo, R OBP: 0.327, SLG: 0.368			1-2 G5-3		0-0 13 E 1B	2-1 HR		4-1 13 1B 1-2 BB	3 2 2 5 1 0 0											
Inning Stats	R: 0 E: 0 K: 0 S: 6	H: 1 LOB: 1 BB: 1 P: 12	R: 0 E: 0 K: 1 S: 6	H: 0 LOB: 0 BB: 0 P: 9	R: 0 E: 0 K: 1 S: 7	H: 0 LOB: 0 BB: 0 P: 9	R: 0 E: 0 K: 0 S: 4	H: 1 LOB: 0 BB: 0 P: 7	R: 4 E: 2 K: 1 S: 14	H: 3 LOB: 1 BB: 0 P: 18	R: 4 E: 0 K: 1 S: 12	H: 3 LOB: 1 BB: 1 P: 23	R: 0 E: 0 K: 0 S: 5	H: 0 LOB: 0 BB: 0 P: 6	R: 2 E: 0 K: 0 S: 16	H: 2 LOB: 2 BB: 2 P: 28	1B: 6 2B: 3 3B: 0 HR: 1	SF: 0 SAC: 0 DP: 2 HBP: 0	WP: 0 PB: 0 SB: 1 CS: 0	PA: 38
PITCHER	IP WLS BF H R ER SO BB IBB HBP BLK WP HR S P ERA WHIP											PITCHER	IP WLS BF H R ER SO BB IBB HBP BLK WP HR S P ERA WHIP							
Cory Lidle, R ERA: 5.95	(1, 1) 5.2 L 27 8 8 6 3 2 0 0 0 0 0 0 46 75 0.00 1.765																			
Jason Kershner, L ERA: 3.62	(6, 1) 1.1 4 0 0 0 1 0 0 0 0 0 0 8 9 0.00 0.000																			
Tanyon Sturtze, R ERA: 6.22	(8, 1) 1.0 7 2 2 2 0 2 0 0 0 0 0 0 16 28 18.00 4.000																			

Batter	1	2	3	4	5	6	7	8	9	10	AB	R	H	RBI	BB	SO	LOB	TOP						
3 Reed Johnson, R OBP: 0.363, SLG: 0.439											4	1	1	0	0	1	4							
Mike Bordick, R OBP: 0.339, SLG: 0.412											5	0	2	0	0	0	4							
10 Vernon Wells, R OBP: 0.345, SLG: 0.559											5	0	1	0	0	1	3							
Carlos Delgado, L OBP: 0.425, SLG: 0.604											2	1	0	1	1	1	0							
Eric Hinske, L OBP: 0.325, SLG: 0.429											3	1	1	0	2	0	2							
Orlando Hudson, S OBP: 0.333, SLG: 0.391											5	0	0	0	0	1	8							
Bobby Kielty, S OBP: 0.363, SLG: 0.408											4	1	1	0	1	1	0							
Dave Berg, R OBP: 0.313, SLG: 0.407												2	0	1	0	1	0							
Josh Phelps, R OBP: 0.340, SLG: 0.421												2	0	0	1	0	1	2						
Tom Wilson, R OBP: 0.335, SLG: 0.424											5	0	2	2	0	1	3							
Inning Stats	R: 1 E: 0 K: 0 S: 15	H: 3 LOB: 2 BB: 0 P: 26	R: 0 E: 0 K: 1 S: 11	H: 1 LOB: 2 BB: 1 P: 20	R: 0 E: 0 K: 1 S: 9	H: 0 LOB: 1 BB: 1 P: 16	R: 0 E: 0 K: 1 S: 9	H: 1 LOB: 1 BB: 0 P: 12	R: 0 E: 0 K: 1 S: 8	H: 0 LOB: 0 BB: 0 P: 10	R: 0 E: 0 K: 1 S: 8	H: 0 LOB: 0 BB: 0 P: 15	R: 0 E: 0 K: 1 S: 9	H: 1 LOB: 2 BB: 0 P: 14	R: 3 E: 0 K: 1 S: 11	H: 2 LOB: 1 BB: 1 P: 22	R: 0 E: 0 K: 0 S: 10	H: 1 LOB: 2 BB: 2 P: 23	R: 0 E: 0 K: 1 S: 7	H: 0 LOB: 0 BB: 0 P: 9	1B: 7 2B: 2 3B: 0 HR: 0	SF: 1 SAC: 0 DP: 1 HBP: 2	WP: 2 PB: 0 SB: 0 CS: 0	PA: 45
PITCHER	IP	WLS	BF	H	R	ER	SO	BB	IBB	HBP	BLK	WP	HR	S	P	ERA	WHIP							
Jorge Sosa, R ERA: 4.54	(1, 1)	7.0		6	1	6	2	2	1	0	0	1	0	69	113	1.29	1.143							
Lance Carter, R ERA: 4.89	(8, 1)	0.1	H	4	1	3	1	0	1	1	0	0	0	6	14	81.00	3.000							
Travis Harper, R ERA: 3.62	(8, 1)	1.0	B	6	2	0	0	0	1	0	0	1	0	9	20	0.00	2.000							
Mark Malaska, L ERA: 6.75	(9, 1)	0.2		2	0	0	0	1	0	0	0	0	0	6	11	0.00	1.500							
Jesus Colome, R ERA: 4.38	(10, 1)	1.0	W	3	0	0	0	0	0	0	0	0	0	7	9	0.00	0.000							

Toronto Blue Jays @ Tampa Bay Devil Rays
Tropicana Field, St. Petersburg, FL
Tue Aug 05 2003, 7:15 PM EDT
Att: 9,566 - Dome - 72 F

AB 37
R 4
H 9
RBI 4
BB 5
SO 8
LOB 26



Batter	1	2	3	4	5	6	7	8	9	10	AB	R	H	RBI	BB	SO	LOB	BOTTOM							
13 Carl Crawford, L OBP: 0.304, SLG: 0.347											5	0	0	0	0	1	4								
Julio Lugo, R OBP: 0.325, SLG: 0.366											5	0	1	0	0	2	0								
5 Rocco Baldelli, R OBP: 0.330, SLG: 0.447											5	1	0	0	0	2	1								
Aubrey Huff, L OBP: 0.358, SLG: 0.523											4	0	1	0	1	0	0								
Toby Hall, R OBP: 0.306, SLG: 0.384											5	1	0	0	0	0	3								
Travis Lee, L OBP: 0.361, SLG: 0.479											5	1	3	2	0	0	1								
Damian Rolls, R OBP: 0.314, SLG: 0.413											3	1	1	0	1	0	1								
18 Jared Sandberg, R OBP: 0.316, SLG: 0.429											2	0	0	0	0	1	0								
Marlon Anderson, L OBP: 0.325, SLG: 0.364											2	1	1	1	0	0	2								
Antonio Perez, R OBP: 0.368, SLG: 0.409											2	0	0	1	1	2	0								
Al Martin, L OBP: 0.318, SLG: 0.363											1	0	1	1	0	0	0								
Inning Stats	R: 0 E: 0 K: 1 S: 9	H: 0 LOB: 0 BB: 0 P: 13	R: 0 E: 0 K: 0 S: 11	H: 1 LOB: 1 BB: 0 P: 18	R: 0 E: 0 K: 1 S: 9	H: 0 LOB: 0 BB: 0 P: 12	R: 0 E: 0 K: 1 S: 8	H: 0 LOB: 0 BB: 0 P: 12	R: 1 E: 0 K: 1 S: 11	H: 1 LOB: 1 BB: 0 P: 15	R: 0 E: 0 K: 2 S: 12	H: 1 LOB: 1 BB: 0 P: 18	R: 1 E: 0 K: 0 S: 13	H: 2 LOB: 3 BB: 1 P: 22	R: 0 E: 0 K: 2 S: 8	H: 0 LOB: 0 BB: 0 P: 10	R: 2 E: 0 K: 0 S: 18	H: 2 LOB: 1 BB: 1 P: 29	R: 1 E: 1 K: 0 S: 6	H: 1 LOB: 2 BB: 1 P: 13	1B: 6 2B: 1 3B: 0 HR: 1	SF: 0 SAC: 0 DP: 0 HBP: 0	WP: 0 PB: 0 SB: 1 CS: 0	PA: 42	
PITCHER	IP	WLS	BF	H	R	ER	SO	BB	IBB	HBP	BLK	WP	HR	S	P	ERA	WHIP								
Mark Hendrickson, L ERA: 5.31	(1, 1)	6.1		4	2	2	6	0	0	0	0	0	0	65	95	2.84	0.632								
Trevor Miller, L ERA: 4.31	(7, 1)	0.1		0	0	0	0	0	0	0	0	0	0	2	2	0.00	0.000								
Aquino Lopez, R ERA: 4.02	(7, 1)	0.0		1	1	0	0	0	0	0	0	0	0	2	3	0.00	0.000								
Jason Kershner, L ERA: 3.58	(7, 1)	0.1		3	0	0	0	0	0	0	0	0	0	4	10	0.00	3.000								
Scott Service, R ERA: 4.76	(8, 1)	1.0	H	3	0	0	2	0	0	0	0	0	0	8	10	0.00	0.000								
PITCHER	IP	WLS	BF	H	R	ER	SO	BB	IBB	HBP	BLK	WP	HR	S	P	ERA	WHIP								
Cliff Politte, R ERA: 6.27	(9, 1)	0.2	B	5	2	2	2	0	0	0	0	0	0	0	0	16	27.00	4.500							
Juan Acevedo, R ERA: 6.57	(9, 1)	1.0	L	6	1	1	0	0	0	0	0	0	0	0	0	16	0.00	2.000							

Toronto Blue Jays @ Tampa Bay Devil Rays
Tropicana Field, St. Petersburg, FL
Tue Aug 05 2003, 7:15 PM EDT
Att: 9,566 - Dome - 72 F

AB 39
R 5
H 8
RBI 5
BB 3
SO 8
LOB 12



Batter	1	2	3	4	5	6	7	8	9	AB	R	H	RBI	BB	SO	LOB	TOP					
3 Reed Johnson, R OBP: 0.360, SLG: 0.432	P3		F9		K				K	4	0	0	0	1	2	0	Toronto Blue Jays @ Tampa Bay Devil Rays Tropicana Field, St. Petersburg, FL Wed Aug 06 2003, 2:15 PM EDT Alt. 9:430 - Dome - 72 F AB 37 R 7 H 10 RBI 6 BB 6 SO 10 LOB 20					
Mike Bordick, R OBP: 0.336, SLG: 0.407	P4			F8	P3				K	5	1	1	0	0	1	2						
10 Vernon Wells, R OBP: 0.347, SLG: 0.558	K									4	1	2	0	1	1	0						
Carlos Delgado, L OBP: 0.424, SLG: 0.600										3	0	0	0	2	0	1						
Josh Phelps, R OBP: 0.344, SLG: 0.435										5	1	3	1	0	2	4						
Eric Hinske, L OBP: 0.323, SLG: 0.423										4	1	0	1	1	2	4						
Bobby Kielty, S OBP: 0.364, SLG: 0.415										4	1	1	2	1	0	6						
Tom Wilson, R OBP: 0.336, SLG: 0.425										4	1	2	0	0	1	1						
Dave Berg, R OBP: 0.311, SLG: 0.429										4	1	1	2	0	1	2						
Inning Stats	R: 0 E: 0 K: 1 S: 9	H: 0 LOB: 0 BB: 0 P: 13	R: 0 E: 0 K: 2 S: 8	H: 0 LOB: 1 BB: 1 P: 18	R: 0 E: 0 K: 1 S: 5	H: 0 LOB: 0 BB: 0 P: 6	R: 1 E: 1 K: 1 S: 15	H: 2 LOB: 2 BB: 0 P: 22	R: 2 E: 0 K: 1 S: 12	H: 2 LOB: 1 BB: 1 P: 19	R: 2 E: 0 K: 2 S: 15	H: 3 LOB: 2 BB: 1 P: 32	R: 1 E: 0 K: 0 S: 9	H: 1 LOB: 0 BB: 0 P: 13	R: 0 E: 0 K: 0 S: 6	H: 0 LOB: 0 BB: 1 P: 14	R: 1 E: 0 K: 2 S: 14	H: 2 LOB: 3 BB: 2 P: 29	1B: 7 2B: 0 3B: 0 HR: 3	SF: 0 SAC: 0 DP: 1 HBP: 0	WP: 0 PB: 0 CS: 0	PA: 43
PITCHER	IP	WLS	BF	H	R	ER	SO	BB	IBB	HBP	BLK	WP	HR	S	P	ERA	WHIP					
Joe Kennedy, L ERA: 6.47	(1, 1)	5.2	L	28	7	5	4	7	3	0	0	0	0	2	61	104	6.35	1.765				
Brandon Backe, R ERA: 4.61	(6, 1)	3.1		15	3	2	2	3	3	0	0	0	0	1	32	62	5.40	1.800				

Batter	1	2	3	4	5	6	7	8	9	AB	R	H	RBI	BB	SO	LOB	BOTTOM					
13 Carl Crawford, L OBP: 0.306, SLG: 0.349	G4-3									4	0	2	1	0	0	0	Toronto Blue Jays @ Tampa Bay Devil Rays Tropicana Field, St. Petersburg, FL Wed Aug 06 2003, 2:15 PM EDT Alt. 9:430 - Dome - 72 F AB 35 R 3 H 9 RBI 3 BB 0 SO 6 LOB 11					
Al Martin, L OBP: 0.317, SLG: 0.361	G6-3									4	0	1	0	0	0	1						
Aubrey Huff, L OBP: 0.357, SLG: 0.521	G1-3									4	0	1	0	0	1	2						
Travis Lee, L OBP: 0.360, SLG: 0.477										4	1	1	0	0	0	1						
Damian Rolls, R OBP: 0.317, SLG: 0.420										4	1	2	1	0	1	1						
Marlon Anderson, L OBP: 0.322, SLG: 0.361										3	0	0	0	0	1	2						
Javier Valentin, S OBP: 0.269, SLG: 0.404										4	0	1	1	0	0	1						
Jeff Liefer, L OBP: 0.217, SLG: 0.319										4	1	1	0	0	3	1						
Julio Lugo, R OBP: 0.322, SLG: 0.361										4	0	0	0	0	0	2						
Inning Stats	R: 0 E: 0 K: 0 S: 5	H: 0 LOB: 0 BB: 0 P: 6	R: 0 E: 1 K: 1 S: 7	H: 1 LOB: 0 BB: 0 P: 12	R: 0 E: 0 K: 2 S: 12	H: 2 LOB: 2 BB: 0 P: 19	R: 2 E: 0 K: 1 S: 16	H: 3 LOB: 1 BB: 0 P: 17	R: 0 E: 0 K: 0 S: 4	H: 0 LOB: 0 BB: 0 P: 6	R: 0 E: 0 K: 0 S: 9	H: 0 LOB: 0 BB: 0 P: 14	R: 1 E: 0 K: 0 S: 7	H: 2 LOB: 1 BB: 0 P: 10	R: 0 E: 0 K: 1 S: 8	H: 1 LOB: 1 BB: 0 P: 10	R: 0 E: 0 K: 1 S: 8	H: 0 LOB: 0 BB: 0 P: 12	1B: 6 2B: 3 3B: 0 HR: 0	SF: 0 SAC: 1 DP: 0 HBP: 0	WP: 1 PB: 0 CS: 0	PA: 36
PITCHER	IP	WLS	BF	H	R	ER	SO	BB	IBB	HBP	BLK	WP	HR	S	P	ERA	WHIP					
32 Roy Halladay, R ERA: 3.4	(1, 1)	9.0	W	36	9	3	3	6	0	0	0	0	0	1	76	106	3.00	1.000				

Batter	1	2	3	4	5	6	7	8	9	AB	R	H	RBI	BB	SO	LOB	TOP
10 Michael Young, R OBP: 0.347, SLG: 0.457	G5-3			F8		G1-6-3			F8	5	0	1	0	0	0	2	
9 Hank Blalock, L OBP: 0.377, SLG: 0.545	HR	1B		1B		G1-6-3			K	4	1	2	1	1	1	2	
Alex Rodriguez, R OBP: 0.393, SLG: 0.574	P4	F8		BB						4	0	1	0	0	0	1	
Rafael Palmeiro, L OBP: 0.357, SLG: 0.504	HR	1B		G4-6-3						3	1	2	0	1	0	2	
23 Mark Teixeira, S OBP: 0.339, SLG: 0.477	HR	G5-4-3								4	1	1	2	0	0	3	
Shane Spencer, R OBP: 0.325, SLG: 0.426	HR			FC5-4					K	3	1	1	0	1	1	0	
Laynce Nix, L OBP: 0.274, SLG: 0.478	HR			FC1					G3	4	1	1	2	0	0	1	
Ramon Nivar, R OBP: 0.172, SLG: 0.185	1B	BB		FC5-4					K	3	0	0	0	1	1	2	
Einar Diaz, R OBP: 0.303, SLG: 0.359	1B			G5-4-3					F7	4	0	2	0	0	0	2	
Inning Stats	R: 5 H: 6 E: 0 K: 0 S: 25	H: 6 R: 2 ER: 0 LOB: 1 BB: 1 P: 45	H: 0 R: 0 ER: 0 LOB: 1 BB: 1 P: 16	H: 1 R: 0 ER: 0 LOB: 1 BB: 1 P: 14	H: 0 R: 0 ER: 0 LOB: 0 BB: 0 P: 7	H: 2 R: 0 ER: 0 LOB: 1 BB: 0 P: 14	H: 0 R: 0 ER: 0 LOB: 0 BB: 1 P: 15	H: 0 R: 0 ER: 0 LOB: 0 BB: 0 P: 13	H: 0 R: 0 ER: 0 LOB: 0 BB: 0 P: 9	1B: 7 2B: 1 3B: 0 HR: 3	SF: 0 SAC: 0 DP: 5 HBP: 0	WP: 0 PB: 0 SB: 0 CS: 0	PA: 38				
PITCHER	IP WLS BF H R ER SO BB IBB HBP BLK WP HR S P ERA WHIP																
Corey Thurman, R ERA: 4.15	0.2 L 9 6 5 5 0 1 0 0 0 0 0 3 22 41 67.50 10.500																
Tanyon Sturtze, R ERA: 5.94	4.2 19 5 0 0 0 2 0 0 0 0 0 40 60 0.00 1.500																
Jason Kershner, L ERA: 3.16	3.2 10 0 0 0 3 1 0 0 0 0 0 30 42 0.00 0.273																

Texas Rangers @ Toronto Blue Jays
SkyDome, Toronto, ON
Fri Aug 08 2003, 7:05 PM EDT
Att: 24,392 - Cloudy - 79 F

AB	34
R	5
H	11
RBI	5
BB	4
SO	3
LOB	15



Batter	1	2	3	4	5	6	7	8	9	AB	R	H	RBI	BB	SO	LOB	BOTTOM
Frank Catalanotto, L OBP: 0.327, SLG: 0.435	PB			G6-3					G6-3	3	1	1	0	0	1	0	
Dave Berg, R OBP: 0.306, SLG: 0.421	1B									2	0	0	0	0	1	1	
Mike Bordick, R OBP: 0.339, SLG: 0.406	10 1B	10 1B		F9					G5-3	3	1	1	1	0	0	0	
10 Vernon Wells, R OBP: 0.350, SLG: 0.562	2B	1B		G4-3					G4-3	4	0	3	0	0	0	1	
Carlos Delgado, L OBP: 0.423, SLG: 0.604	F5			HR					L3	4	1	1	1	0	0	4	
Greg Myers, L OBP: 0.406, SLG: 0.541	F8			G6-3					G4-3	4	0	0	0	0	0	4	
Josh Phelps, R OBP: 0.343, SLG: 0.436	2B			K					G5-3	4	0	1	1	0	2	1	
Eric Hinske, L OBP: 0.325, SLG: 0.422	BB			F7					G1-3	3	0	1	0	1	0	0	
Bobby Kielty, S OBP: 0.360, SLG: 0.410	K			K					K	4	0	0	0	0	3	4	
Orlando Hudson, S OBP: 0.332, SLG: 0.388		F9							G3-4-3	2	0	0	0	0	1	0	
3 Reed Johnson, R OBP: 0.357, SLG: 0.428									G3-4-3	2	0	0	0	0	0	1	
Inning Stats	R: 2 H: 4 E: 0 K: 1 S: 16	H: 0 R: 0 ER: 0 LOB: 1 BB: 0 P: 26	H: 0 R: 0 ER: 0 LOB: 0 BB: 0 P: 24	H: 1 R: 1 ER: 0 LOB: 0 BB: 0 P: 15	H: 0 R: 0 ER: 0 LOB: 0 BB: 0 P: 11	H: 1 R: 0 ER: 0 LOB: 1 BB: 0 P: 22	H: 0 R: 0 ER: 0 LOB: 0 BB: 0 P: 12	H: 0 R: 0 ER: 0 LOB: 0 BB: 0 P: 14	H: 1 R: 0 ER: 0 LOB: 1 BB: 0 P: 15	1B: 5 2B: 2 3B: 0 HR: 1	SF: 0 SAC: 0 DP: 0 HBP: 1	WP: 0 PB: 1 SB: 0 CS: 0	PA: 37				
PITCHER	IP WLS BF H R ER SO BB IBB HBP BLK WP HR S P ERA WHIP																
R.A. Dickey, R ERA: 4.96	6.0 W 26 6 3 3 6 1 0 1 0 0 1 70 110 4.50 1.167																
32 Ron Mahay, L ERA: 1.88	1.2 H 6 1 0 0 1 0 0 0 0 0 0 13 23 0.00 0.600																
Francisco Cordero, R ERA: 2.9	1.1 S 5 1 0 0 1 0 0 0 0 0 0 12 20 0.00 0.750																

Texas Rangers @ Toronto Blue Jays
SkyDome, Toronto, ON
Fri Aug 08 2003, 7:05 PM EDT
Att: 24,392 - Cloudy - 79 F


AB	35
R	3
H	8
RBI	3
BB	1
SO	8
LOB	16




Batter	1	2	3	4	5	6	7	8	9	AB	R	H	RBI	BB	SO	LOB	TOP									
10 Michael Young, R OBP: 0.344, SLG: 0.453	G5-3		G6-3		F8			SF9	F8	4	0	0	1	0	0	5	Texas Rangers @ Toronto Blue Jays SkyDome, Toronto, ON Sat Aug 09 2003, 4:05 PM EDT Att: 24,644 - Sunny - 77 F									
9 Hank Blalock, L OBP: 0.376, SLG: 0.541	P5			G6-4-3 HBP		K		K		3	0	0	0	0	2	0										
Alex Rodriguez, R OBP: 0.392, SLG: 0.570				G6-4-3 HBP		G5-3		K		3	0	0	0	0	1	1										
Rafael Palmeiro, L OBP: 0.358, SLG: 0.501	G3			G6-3 BB		G6-3			G6-3 BB	2	1	0	0	2	0	1										
23 Mark Teixeira, S OBP: 0.338, SLG: 0.474		G4-3		K			F8		G6-3 BB	4	0	1	0	0	1	1										
Shane Spencer, R OBP: 0.328, SLG: 0.423		K				FC3-6 BB			F7	2	0	0	0	2	1	2										
Laynce Nix, L OBP: 0.273, SLG: 0.466		F8				FC3-6 BB				4	1	1	0	0	1	2										
Einar Diaz, R OBP: 0.304, SLG: 0.359			G5-3							3	0	1	0	0	1	1										
21 Jason Jones, S OBP: 0.303, SLG: 0.286										0	0	0	1	1	0	0										
Donnie Sadler, R OBP: 0.309, SLG: 0.354										0	0	0	0	0	0	0										
Ramon Nivar, R OBP: 0.212, SLG: 0.226					G5-3					4	1	2	1	0	1	4										
Inning Stats	R: 0 E: 0 K: 0 S: 9	H: 0 LOB: 1 BB: 0 P: 15	R: 0 E: 0 K: 1 S: 7	H: 0 LOB: 0 BB: 0 P: 12	R: 0 E: 0 K: 0 S: 7	H: 1 LOB: 0 BB: 0 P: 9	R: 0 E: 0 K: 1 S: 5	H: 0 LOB: 1 BB: 1 P: 13	R: 0 E: 0 K: 0 S: 10	H: 1 LOB: 0 BB: 1 P: 15	R: 0 E: 0 K: 1 S: 11	H: 0 LOB: 0 BB: 0 P: 15	R: 0 E: 0 K: 2 S: 11	H: 0 LOB: 1 BB: 1 P: 17	R: 1 E: 1 K: 2 S: 10	H: 1 LOB: 0 BB: 0 P: 16	R: 1 E: 0 K: 1 S: 20	H: 2 LOB: 3 BB: 2 P: 33	1B: 5 2B: 0 3B: 0 HR: 0	SF: 1 SAC: 0 DP: 2 HBP: 2	WP: 0 PB: 0 SB: 1 CS: 0	PA: 37				
PITCHER	IP	WLS	BF	H	R	ER	SO	BB	IBB	HBP	BLK	WP	HR	S	P	ERA	WHIP									
Kelvin Escobar, R ERA: 3.85	(1, 1)	8.0	W	30	3	2	1	7	3	0	2	0	0	0	70	112	1.12	0.750								
Trever Miller, L ERA: 4.54	(9, 1)	0.0		1	0	1	1	0	1	0	0	0	0	0	3	7	∞	∞								
Scott Service, R ERA: 4.72	(9, 1)	0.1	H	4	2	0	0	0	1	0	0	0	0	0	10	19	0.00	9.000								
Aquilino Lopez, R ERA: 3.98	(9, 1)	0.2	S	2	0	0	0	1	0	0	0	0	0	0	7	7	0.00	0.000								

Batter	1	2	3	4	5	6	7	8	9	AB	R	H	RBI	BB	SO	LOB	BOTTOM									
3 Reed Johnson, R OBP: 0.354, SLG: 0.423	F8		F9		F8	F8		10 1B HBP 1B		5	1	1	1	0	0	6	Texas Rangers @ Toronto Blue Jays SkyDome, Toronto, ON Sat Aug 09 2003, 4:05 PM EDT Att: 24,644 - Sunny - 77 F									
Mike Bordick, R OBP: 0.336, SLG: 0.403	K		SF8		F7		G4-3	HBP 10 1B		4	0	1	2	0	1	1										
10 Vernon Wells, R OBP: 0.349, SLG: 0.558	G1-3		F8		F7		G1-3	HBP 1B		5	0	1	0	0	0	2										
Carlos Delgado, L OBP: 0.427, SLG: 0.606		F9 2B		G3		BB SF8 BB		HBP		2	1	1	1	2	0	0										
Greg Myers, L OBP: 0.404, SLG: 0.536		L8		K		SF8 BB		F8		4	0	1	0	0	2	2										
Tom Wilson, R OBP: 0.336, SLG: 0.423						1B				1	0	0	0	0	0	3										
Josh Phelps, R OBP: 0.344, SLG: 0.435		F9		1B		BB		K		3	0	1	0	1	1	1										
Eric Hinske, L OBP: 0.327, SLG: 0.428		L7		1B		SF8		3 1B 2B		3	1	2	1	0	0	1										
Frank Catalanotto, L OBP: 0.329, SLG: 0.435			1B SF8 1B		F8			3 1B IBB		2	1	1	0	1	0	2										
Bobby Kielty, S OBP: 0.362, SLG: 0.410										0	1	0	0	1	0	0										
Orlando Hudson, S OBP: 0.334, SLG: 0.391										3	0	2	0	0	0	3										
Dave Berg, R OBP: 0.303, SLG: 0.417			SF8 1B			L9		K		1	0	0	0	0	1	2										
Inning Stats	R: 0 E: 0 K: 1 S: 7	H: 0 LOB: 0 BB: 0 P: 10	R: 0 E: 0 K: 0 S: 8	H: 1 LOB: 1 BB: 0 P: 12	R: 1 E: 0 K: 0 S: 11	H: 2 LOB: 1 BB: 0 P: 15	R: 0 E: 0 K: 1 S: 16	H: 2 LOB: 2 BB: 0 P: 19	R: 0 E: 0 K: 0 S: 9	H: 1 LOB: 1 BB: 0 P: 12	R: 1 E: 0 K: 0 S: 14	H: 1 LOB: 3 BB: 3 P: 28	R: 0 E: 0 K: 1 S: 10	H: 0 LOB: 1 BB: 1 P: 17	R: 3 E: 0 K: 2 S: 17	H: 4 LOB: 3 BB: 1 P: 29	1B: 9 2B: 2 3B: 0 HR: 0	SF: 2 SAC: 0 DP: 0 HBP: 1	WP: 0 PB: 0 SB: 0 CS: 0	PA: 41						
PITCHER	IP	WLS	BF	H	R	ER	SO	BB	IBB	HBP	BLK	WP	HR	S	P	ERA	WHIP									
Robert Ellis, R ERA: 6.61	(1, 1)	5.1		26	7	2	2	2	3	0	0	0	0	0	60	90	3.38	1.875								
Erasmio Ramirez, L ERA: 3.47	(6, 1)	1.2		6	0	0	0	1	1	0	0	0	0	15	23	0.00	0.600									
Aaron Fultz, L ERA: 5.79	(8, 1)	0.1	L	3	1	2	2	1	0	1	0	0	0	4	9	54.00	3.000									
56 Rosman Garcia, R ERA: 5.89	(8, 1)	0.1		4	3	0	0	1	0	0	0	0	0	11	16	0.00	9.000									
Brian Shouse, L ERA: 3.33	(8, 1)	0.0		1	0	1	1	0	0	0	0	1	0	1	3	∞	∞									

AB	29
R	3
H	5
RBI	3
BB	5
SO	8
LOB	17



AB	33
R	5
H	11
RBI	5
BB	5
SO	5
LOB	23



Batter	1	2	3	4	5	6	7	8	9	AB	R	H	RBI	BB	SO	LOB	TOP			
10 Michael Young, R OBP: 0.343, SLG: 0.455	1-2 9 SF9 3B		0-0 P4	1-3 K			1-2 F8	0-2 G3		5	1	1	0	0	1	4				
9 Hank Blalock, L OBP: 0.374, SLG: 0.538	1-0 SF9		1-1 G1-3		0-0 G4-3		0-1 1B		1-0 F7	4	0	1	1	0	0	0				
Alex Rodriguez, R OBP: 0.394, SLG: 0.575	1-1 3-H HR		4-2 3B BB		2-2 HBP		0-3 K		3-2 F8	3	2	1	1	1	1	2				
Rafael Palmeiro, L OBP: 0.356, SLG: 0.503	2-2 G6-3		1-1 1-H 3B		2-2 F9		2-0 G4-3		2-2 F9	5	0	1	1	0	0	3				
23 Mark Teixeira, S OBP: 0.338, SLG: 0.475	1-2 P5		0-0 G3		1-3 K				0-0 1B 2B	4	1	1	0	0	1	2				
Shane Spencer, R OBP: 0.330, SLG: 0.420		4-1 1B BB		0-1 F8		3-3 K		4-2 1B BB		2	0	0	0	2	1	0				
Layne Nix, L OBP: 0.284, SLG: 0.468		1-1 G6-4-3 1B		2-3 K		0-0 P4		2-1 1-2 2-H 1B		4	0	2	1	0	1	0				
Todd Greene, R OBP: 0.229, SLG: 0.438		0-3 K		0-0 K		0-0 G6-3		3-2 P5		4	1	1	1	0	1	4				
Ramon Nivar, R OBP: 0.243, SLG: 0.257		0-2 G6-4-3		0-2 HR			0-1 9 1B	0-3 K		4	0	2	0	0	1	4				
Inning Stats	R: 2 E: 0 K: 0 S: 12	H: 2 LOB: 0 BB: 0 P: 18	R: 0 E: 0 K: 1 S: 9	H: 1 LOB: 1 BB: 1 P: 14	R: 1 E: 0 K: 0 S: 9	H: 1 LOB: 1 BB: 1 P: 14	R: 1 E: 0 K: 2 S: 12	H: 2 LOB: 1 BB: 0 P: 15	R: 0 E: 0 K: 1 S: 5	H: 0 LOB: 0 BB: 0 P: 8	R: 0 E: 0 K: 1 S: 13	H: 2 LOB: 2 BB: 0 P: 16	R: 1 E: 0 K: 1 S: 19	H: 2 LOB: 2 BB: 1 P: 28	R: 0 E: 0 K: 0 S: 7	H: 0 LOB: 0 BB: 0 P: 13	1B: 5 2B: 1 3B: 2 HR: 2	SF: 1 SAC: 0 DP: 1 HBP: 1	WP: 0 PA: 40 PB: 0 SB: 1 CS: 0	
PITCHER	IP WLS BF H R ER SO BB IBB HBP BLK WP HR S P ERA WHIP	IP WLS BF H R ER SO BB IBB HBP BLK WP HR S P ERA WHIP	IP WLS BF H R ER SO BB IBB HBP BLK WP HR S P ERA WHIP	IP WLS BF H R ER SO BB IBB HBP BLK WP HR S P ERA WHIP	IP WLS BF H R ER SO BB IBB HBP BLK WP HR S P ERA WHIP	IP WLS BF H R ER SO BB IBB HBP BLK WP HR S P ERA WHIP	IP WLS BF H R ER SO BB IBB HBP BLK WP HR S P ERA WHIP	IP WLS BF H R ER SO BB IBB HBP BLK WP HR S P ERA WHIP	IP WLS BF H R ER SO BB IBB HBP BLK WP HR S P ERA WHIP	IP WLS BF H R ER SO BB IBB HBP BLK WP HR S P ERA WHIP	IP WLS BF H R ER SO BB IBB HBP BLK WP HR S P ERA WHIP	IP WLS BF H R ER SO BB IBB HBP BLK WP HR S P ERA WHIP	IP WLS BF H R ER SO BB IBB HBP BLK WP HR S P ERA WHIP	IP WLS BF H R ER SO BB IBB HBP BLK WP HR S P ERA WHIP	IP WLS BF H R ER SO BB IBB HBP BLK WP HR S P ERA WHIP	IP WLS BF H R ER SO BB IBB HBP BLK WP HR S P ERA WHIP	IP WLS BF H R ER SO BB IBB HBP BLK WP HR S P ERA WHIP	IP WLS BF H R ER SO BB IBB HBP BLK WP HR S P ERA WHIP		
Josh Towers, R ERA: 6.75	6.1 L 28	7 4 0 0 5	2 0 0 0 0	0 0 0 0 0	0 0 0 0 0	0 0 2 2 8	0 0 10 18 13.50	0 0 13 16 0.00	0 0 7 13 0.00	0 0 7 13 0.00	0 0 7 13 0.00	0 0 7 13 0.00	0 0 7 13 0.00	0 0 7 13 0.00	0 0 7 13 0.00	0 0 7 13 0.00	0 0 7 13 0.00	0 0 7 13 0.00	0 0 7 13 0.00	0 0 7 13 0.00
Trever Miller, L ERA: 4.54	0.0 1 1 0 0 0	0 0 0 0 0	0 0 0 0 0	0 0 0 0 0	0 0 0 0 0	0 0 2 2 8	0 0 10 18 13.50	0 0 13 16 0.00	0 0 7 13 0.00	0 0 7 13 0.00	0 0 7 13 0.00	0 0 7 13 0.00	0 0 7 13 0.00	0 0 7 13 0.00	0 0 7 13 0.00	0 0 7 13 0.00	0 0 7 13 0.00	0 0 7 13 0.00	0 0 7 13 0.00	0 0 7 13 0.00
Dan Reichert, R ERA: 3.38	0.2 5 2 1 1 1	1 1 1 1 1	1 0 0 0 0	0 0 0 0 0	0 0 0 0 0	0 0 2 2 8	0 0 10 18 13.50	0 0 13 16 0.00	0 0 7 13 0.00	0 0 7 13 0.00	0 0 7 13 0.00	0 0 7 13 0.00	0 0 7 13 0.00	0 0 7 13 0.00	0 0 7 13 0.00	0 0 7 13 0.00	0 0 7 13 0.00	0 0 7 13 0.00	0 0 7 13 0.00	0 0 7 13 0.00
Cliff Politte, R ERA: 6.1	1.0 3 0 0 0 0	0 0 0 0 0	0 0 0 0 0	0 0 0 0 0	0 0 0 0 0	0 0 2 2 8	0 0 10 18 13.50	0 0 13 16 0.00	0 0 7 13 0.00	0 0 7 13 0.00	0 0 7 13 0.00	0 0 7 13 0.00	0 0 7 13 0.00	0 0 7 13 0.00	0 0 7 13 0.00	0 0 7 13 0.00	0 0 7 13 0.00	0 0 7 13 0.00	0 0 7 13 0.00	0 0 7 13 0.00
Aquilino Lopez, R ERA: 3.9	1.0 3 0 0 0 0	0 0 0 0 0	0 0 0 0 0	0 0 0 0 0	0 0 0 0 0	0 0 2 2 8	0 0 10 18 13.50	0 0 13 16 0.00	0 0 7 13 0.00	0 0 7 13 0.00	0 0 7 13 0.00	0 0 7 13 0.00	0 0 7 13 0.00	0 0 7 13 0.00	0 0 7 13 0.00	0 0 7 13 0.00	0 0 7 13 0.00	0 0 7 13 0.00	0 0 7 13 0.00	0 0 7 13 0.00

Texas Rangers @ Toronto Blue Jays
SkyDome, Toronto, ON
Sun Aug 10 2003, 1:05 PM EDT
Att: 25,401 - Dome - 72 F

AB 35
R 5
H 10
RBI 5
BB 3
SO 7
LOB 19



Batter	1	2	3	4	5	6	7	8	9	AB	R	H	RBI	BB	SO	LOB	BOTTOM			
3 Reed Johnson, R OBP: 0.351, SLG: 0.419	2-2 G1-3		0-3 K		2-1 1B		0-2 P6		1-2 FC1-6 10 DI 10 1B	5	1	1	0	0	1	2				
Mike Bordick, R OBP: 0.338, SLG: 0.403	1-1 10 1-5-14 1B		1-3 K		2-2 1-2 1B			3-2 F9	0-1 F8	5	0	2	0	0	1	2				
10 Vernon Wells, R OBP: 0.351, SLG: 0.560	0-2 L1-5-1-6 1-2			1-0 G3-1 2B	2-2 L5			4-2 1B BB BB	0-1 1B	4	1	2	1	1	0	3				
Carlos Delgado, L OBP: 0.426, SLG: 0.602		1-3 K		1-1 G3-1		2-0 F8		1-1 BB 1B	4-0 BB	4	0	1	0	1	1	1				
Dave Berg, R OBP: 0.303, SLG: 0.417				2-3 K				1-2 1B	1-2 BB	0	0	0	0	0	0	0				
Josh Phelps, R OBP: 0.344, SLG: 0.432		1-3 K		4-2 L3 BB		2-3 K		0-3 K	1-1 F7	2	0	0	0	1	2	0				
Greg Myers, L OBP: 0.401, SLG: 0.532				1-2 L3		4-0 S BB		1-2 2-3 1B		2	0	0	0	0	1	4				
Eric Hinske, L OBP: 0.332, SLG: 0.440		0-0 HR		1-2 L3		1-1 1-1		0-1 BB		3	1	2	1	1	0	2				
Tom Wilson, R OBP: 0.339, SLG: 0.427		3-3 K			0-0 G3 2B	3-2 F8		4-2 1-2 2-3 3-H BB		3	1	1	1	1	1	1				
Frank Catalanotto, L OBP: 0.330, SLG: 0.436			2-1 G6-3 1B		1-1 G3		3-2 F8		3-3 K	2	0	1	0	0	0	1				
Bobby Kielty, S OBP: 0.360, SLG: 0.408					2-3 G3					2	0	0	0	0	1	3				
Orlando Hudson, S OBP: 0.333, SLG: 0.389			0-2 G6-3		0-0 G3		1-2 F8		1-2 FC1-6 3 1B	4	0	1	1	0	0	1				
Inning Stats	R: 0 E: 0 K: 0 S: 10	H: 1 LOB: 1 BB: 0 P: 13	R: 1 E: 0 K: 3 S: 11	H: 1 LOB: 0 BB: 0 P: 16	R: 0 E: 0 K: 2 S: 14	H: 1 LOB: 1 BB: 0 P: 17	R: 0 E: 0 K: 0 S: 10	H: 1 LOB: 1 BB: 1 P: 17	R: 0 E: 0 K: 1 S: 7	H: 0 LOB: 0 BB: 1 P: 18	R: 0 E: 0 K: 0 S: 10	H: 0 LOB: 0 BB: 0 P: 14	R: 1 E: 0 K: 2 S: 22	H: 2 LOB: 2 BB: 2 P: 37	R: 1 E: 0 K: 0 S: 13	H: 2 LOB: 2 BB: 1 P: 20	1B: 8 2B: 3 3B: 0 HR: 1	SF: 0 SAC: 0 DP: 1 HBP: 0	WP: 0 PA: 41 PB: 0 SB: 1 CS: 0	
PITCHER	IP WLS BF H R ER SO BB IBB HBP BLK WP HR S P ERA WHIP	IP WLS BF H R ER SO BB IBB HBP BLK WP HR S P ERA WHIP	IP WLS BF H R ER SO BB IBB HBP BLK WP HR S P ERA WHIP	IP WLS BF H R ER SO BB IBB HBP BLK WP HR S P ERA WHIP	IP WLS BF H R ER SO BB IBB HBP BLK WP HR S P ERA WHIP	IP WLS BF H R ER SO BB IBB HBP BLK WP HR S P ERA WHIP	IP WLS BF H R ER SO BB IBB HBP BLK WP HR S P ERA WHIP	IP WLS BF H R ER SO BB IBB HBP BLK WP HR S P ERA WHIP	IP WLS BF H R ER SO BB IBB HBP BLK WP HR S P ERA WHIP	IP WLS BF H R ER SO BB IBB HBP BLK WP HR S P ERA WHIP	IP WLS BF H R ER SO BB IBB HBP BLK WP HR S P ERA WHIP	IP WLS BF H R ER SO BB IBB HBP BLK WP HR S P ERA WHIP	IP WLS BF H R ER SO BB IBB HBP BLK WP HR S P ERA WHIP	IP WLS BF H R ER SO BB IBB HBP BLK WP HR S P ERA WHIP	IP WLS BF H R ER SO BB IBB HBP BLK WP HR S P ERA WHIP	IP WLS BF H R ER SO BB IBB HBP BLK WP HR S P ERA WHIP	IP WLS BF H R ER SO BB IBB HBP BLK WP HR S P ERA WHIP	IP WLS BF H R ER SO BB IBB HBP BLK WP HR S P ERA WHIP		
Colby Lewis, R ERA: 7.84	5.0 W 21	7 2 2 2 5	1 0 0 0 0	1 0 0 0 0	0 0 0 0 0	0 0 17 32 0.00	0 0 6 13 27.00	0 0 2 3 3.00	0 0 27 41 5.40	0 0 27 41 5.40	0 0 27 41 5.40	0 0 27 41 5.40	0 0 27 41 5.40	0 0 27 41 5.40	0 0 27 41 5.40	0 0 27 41 5.40	0 0 27 41 5.40	0 0 27 41 5.40	0 0 27 41 5.40	0 0 27 41 5.40
32 Ron Mahay, L ERA: 1.73	2.0 H 7	0 0 0 0 1	1 0 0 0 0	0 0 0 0 0	0 0 0 0 0	0 0 17 32 0.00	0 0 6 13 27.00	0 0 2 3 3.00	0 0 27 41 5.40	0 0 27 41 5.40	0 0 27 41 5.40	0 0 27 41 5.40	0 0 27 41 5.40	0 0 27 41 5.40	0 0 27 41 5.40	0 0 27 41 5.40	0 0 27 41 5.40	0 0 27 41 5.40	0 0 27 41 5.40	0 0 27 41 5.40
Jay Powell, R ERA: 0.8	0.1 H 2	0 1 1 0 0	1 0 0 0 0	0 0 0 0 0	0 0 0 0 0	0 0 6 13 27.00	0 0 2 3 3.00	0 0 27 41 5.40	0 0 27 41 5.40	0 0 27 41 5.40	0 0 27 41 5.40	0 0 27 41 5.40	0 0 27 41 5.40	0 0 27 41 5.40	0 0 27 41 5.40	0 0 27 41 5.40	0 0 27 41 5.40	0 0 27 41 5.40	0 0 27 41 5.40	0 0 27 41 5.40
Brian Shouse, L ERA: 3.33	0.0 1 1 0 0 0	1 0 0 0 0	1 0 0 0 0	0 0 0 0 0	0 0 0 0 0	0 0 6 13 27.00	0 0 2 3 3.00	0 0 27 41 5.40	0 0 27 41 5.40	0 0 27 41 5.40	0 0 27 41 5.40	0 0 27 41 5.40	0 0 27 41 5.40	0 0 27 41 5.40	0 0 27 41 5.40	0 0 27 41 5.40	0 0 27 41 5.40	0 0 27 41 5.40	0 0 27 41 5.40	0 0 27 41 5.40
Francisco Cordero, R ERA: 2.97	1.2 S 10	3 1 1 1 2	2 0 0 0 0	2 0 0 0 0	0 0 0 0 0	0 0 6 13 27.00	0 0 2 3 3.00	0 0 27 41 5.40	0 0 27 41 5.40	0 0 27 41 5.40	0 0 27 41 5.40	0 0 27 41 5.40	0 0 27 41 5.40	0 0 27 41 5.40	0 0 27 41 5.40	0 0 27 41 5.40	0 0 27 41 5.40	0 0 27 41 5.40	0 0 27 41 5.40	0 0 27 41 5.40

Batter	1	2	3	4	5	6	7	8	9	AB	R	H	RBI	BB	SO	LOB	TOP								
Frank Catalanotto, L (1, 7) OBP: 0.329, SLG: 0.433 3 Reed Johnson, R (9, 7) OBP: 0.351, SLG: 0.419	P1		10 WP 1B	G5-3		G4-3			K	5	1	1	0	0	1	0									
Eric Hinske, L (1, 5) OBP: 0.330, SLG: 0.436	L5		10 WP 1B	P5		G4-3			G3-1	5	1	1	0	0	0	0									
10 Vernon Wells, R (1, 8) OBP: 0.354, SLG: 0.565	HR		1B SF	1B					K	4	2	2	1	1	2	0									
Carlos Delgado, L (1, 3) OBP: 0.425, SLG: 0.599	K		SF 2H 3H	G6-3		G4-3			K	4	1	1	2	0	1	1									
Greg Myers, L (1, 10) OBP: 0.399, SLG: 0.530 Dave Berg, R (8, PR) OBP: 0.303, SLG: 0.417			SF 1B			G4-3			BB 1B	3	0	1	1	0	1	0									
Bobby Kielty, S (1, 9) OBP: 0.355, SLG: 0.404	P6		3H 4-0 1B	IBB		G3			F8	3	0	0	0	1	0	1									
Chris Woodward, R (1, 6) OBP: 0.318, SLG: 0.399			SF8			K			L8	2	0	0	1	0	1	1									
Orlando Hudson, S (1, 4) OBP: 0.335, SLG: 0.389	F8		3H 1-2 2-3 1B	FC6-4		L9				3	0	1	0	1	0	1									
Kevin Cash, R (1, 2)			F9	FC6-4		G1			P5	4	0	0	0	0	0	5									
Inning Stats	R: 1 E: 0 K: 1 S: 10	H: 1 LOB: 0 BB: 0 P: 16	R: 0 E: 0 K: 1 S: 13	H: 0 LOB: 1 BB: 0 P: 20	R: 4 E: 1 K: 0 S: 20	H: 4 LOB: 3 BB: 2 P: 36	R: 0 E: 0 K: 0 S: 10	H: 1 LOB: 1 BB: 0 P: 12	R: 0 E: 0 K: 1 S: 7	H: 0 LOB: 0 BB: 0 P: 9	R: 0 E: 0 K: 0 S: 9	H: 0 LOB: 0 BB: 0 P: 11	R: 0 E: 0 K: 1 S: 11	H: 0 LOB: 0 BB: 0 P: 17	R: 0 E: 0 K: 0 S: 12	H: 1 LOB: 2 BB: 1 P: 18	R: 0 E: 0 K: 2 S: 10	H: 0 LOB: 0 BB: 0 P: 18	1B: 6 2B: 0 3B: 0 HR: 1	SF: 2 SAC: 0 DP: 0 HBP: 1	WP: 1 PB: 0 SB: 0 CS: 0	PA: 39			
PITCHER	IP	WLS	BF	H	R	ER	SO	BB	IBB	HBP	BLK	WP	HR	S	P	ERA	WHIP								
Joel Pineiro, R (1, 1) ERA: 3.48	6.0	L	28	6	5	4	3	1	1	1	0	1	1	69	104	6.00	1.167								
20 J.J. Putz, R (7, 1) ERA:	1.2		7	1	0	0	1	1	0	0	0	0	0	21	33	0.00	1.200								
Armando Benitez, R (8, 1) ERA: 2.95	1.1		4	0	0	0	2	0	0	0	0	0	0	12	20	0.00	0.000								

Toronto Blue Jays @ Seattle Mariners
Safeco Field, Seattle, WA
Mon Aug 11 2003, 7:05 PM PDT
Att: 44,922 - Cloudy - 71 F

AB	33
R	5
H	7
RBI	5
BB	3
SO	6
LOB	9



Batter	1	2	3	4	5	6	7	8	9	AB	R	H	RBI	BB	SO	LOB	BOTTOM								
51 Ichiro Suzuki, L (1, 9) OBP: 0.377, SLG: 0.460	2B SF9 1B		L6						FC4	5	1	3	0	0	0	2									
Rey Sanchez, R (1, 6) OBP: 0.287, SLG: 0.255	L7		G4-6-3 1B						F8	4	0	1	1	0	0	3									
Bret Boone, R (1, 4) OBP: 0.362, SLG: 0.565	SF9 2B		G4-6-3 1-2						G1-3	4	0	1	1	0	0	3									
Edgar Martinez, R (1, 10) OBP: 0.413, SLG: 0.525	SF9								P4	5	0	1	0	0	1	5									
John Olerud, L (1, 3) OBP: 0.376, SLG: 0.408	K								L9	3	1	1	2	0	0	0									
Mike Cameron, R (1, 8) OBP: 0.353, SLG: 0.472									HR	4	0	1	0	0	1	1									
Randy Winn, S (1, 7) OBP: 0.338, SLG: 0.415									G6-3	4	0	1	0	0	0	1									
Dan Wilson, R (1, 2) OBP: 0.285, SLG: 0.336 John Mabry, L (9, PH) OBP: 0.305, SLG: 0.324 Ben Davis, S (9, PH) OBP: 0.324, SLG: 0.427									G6-3	4	0	1	0	0	0	1									
16 Willie Bloomquist, R (1, 5) OBP: 0.316, SLG: 0.317									L3	3	0	1	0	1	2	2									
Inning Stats	R: 1 E: 0 K: 1 S: 8	H: 2 LOB: 1 BB: 0 P: 12	R: 0 E: 0 K: 1 S: 9	H: 0 LOB: 0 BB: 0 P: 11	R: 0 E: 0 K: 0 S: 15	H: 2 LOB: 1 BB: 0 P: 23	R: 0 E: 0 K: 0 S: 7	H: 1 LOB: 1 BB: 0 P: 11	R: 0 E: 0 K: 1 S: 16	H: 1 LOB: 1 BB: 0 P: 18	R: 1 E: 0 K: 0 S: 10	H: 3 LOB: 2 BB: 0 P: 20	R: 0 E: 0 K: 0 S: 8	H: 0 LOB: 1 BB: 1 P: 15	R: 0 E: 0 K: 0 S: 5	H: 0 LOB: 0 BB: 0 P: 9	R: 1 E: 1 K: 2 S: 14	H: 2 LOB: 2 BB: 0 P: 22	1B: 9 2B: 1 3B: 0 HR: 1	SF: 2 SAC: 0 DP: 1 HBP: 0	WP: 0 PB: 1 SB: 1 CS: 0	PA: 39			
PITCHER	IP	WLS	BF	H	R	ER	SO	BB	IBB	HBP	BLK	WP	HR	S	P	ERA	WHIP								
Mark Hendrickson, L (1, 1) ERA: 5.17	6.2	W	29	9	2	2	3	1	0	0	0	0	0	71	107	2.70	1.500								
Dan Reischer, R (7, 1) ERA: 2.25	1.1	H	5	1	1	0	0	0	0	0	0	0	0	10	16	0.00	0.750								
Jason Kershner, L (9, 1) ERA: 3.05	0.2	H	4	1	0	0	1	0	0	0	0	0	0	8	14	0.00	1.500								
Aquilino Lopez, R (9, 1) ERA: 3.88	0.1	S	1	0	0	0	1	0	0	0	0	0	0	3	4	0.00	0.000								

Toronto Blue Jays @ Seattle Mariners
Safeco Field, Seattle, WA
Mon Aug 11 2003, 7:05 PM PDT
Att: 44,922 - Cloudy - 71 F

AB	36
R	3
H	11
RBI	3
BB	1
SO	5
LOB	18



Batter	1	2	3	4	5	6	7	8	9	AB	R	H	RBI	BB	SO	LOB	TOP										
Frank Catalanotto, L (1,7) OBP: 0.329, SLG: 0.439 3 Reed Johnson, R (7,7) OBP: 0.354, SLG: 0.419 Greg Myers, L (8,PH) OBP: 0.398, SLG: 0.528	1-1 HR		2-1 P6	1-2 F8			4-2 1B BB		0-0 G1-3	3	1	1	1	0	0	1											
Eric Hinske, L (1,5) OBP: 0.332, SLG: 0.435	4-2 10 G6-4-3 BB		3-2 F7		2-1 F8		3-2 1-3 1B			3	0	1	0	1	0	0											
10 Vernon Wells, R (1,8) OBP: 0.353, SLG: 0.563	1-0 G6-4-3		3-2 BB 1B		0-1 G6-3		0-2 P3			4	0	1	0	0	0	2											
Carlos Delgado, L (1,3) OBP: 0.426, SLG: 0.597	4-1 BB BB		0-0 1-2 BB 1B		2-2 L4			2-3 K		3	0	1	0	1	1	0											
Tom Wilson, R (1,2) OBP: 0.341, SLG: 0.423	4-2 1-2 BB		4-2 1-2 2-3 BB			1-3 K		2-3 K		2	0	0	0	2	2	0											
Bobby Kielty, S (1,9) OBP: 0.355, SLG: 0.400	2-0 P4		0-0 F7			4-2 BB		0-0 F9		3	0	0	0	1	0	5											
Josh Phelps, R (1,10) OBP: 0.340, SLG: 0.426		2-2 F8		1-3 K		0-3 K		1-3 K		1	4	0	0	0	0	3	1										
Orlando Hudson, S (1,4) OBP: 0.334, SLG: 0.390		0-0 F8		2-0 F8		2-3 K		1-1 2B		1	4	0	1	0	0	1	1										
Mike Bordick, R (1,6) OBP: 0.336, SLG: 0.400		1-1 F7		1-2 1B			0-2 G5-3		2-1 F9	2	4	0	1	0	0	0	1										
Inning Stats	R: 1 E: 0 K: 0 S: 12	H: 1 LOB: 2 BB: 3 P: 28	R: 0 E: 0 K: 0 S: 6	H: 0 LOB: 0 BB: 0 P: 9	R: 0 E: 0 K: 0 S: 16	H: 2 LOB: 3 BB: 1 P: 28	R: 0 E: 0 K: 1 S: 10	H: 1 LOB: 1 BB: 0 P: 15	R: 0 E: 0 K: 0 S: 7	H: 0 LOB: 0 BB: 0 P: 11	R: 0 E: 0 K: 3 S: 12	H: 0 LOB: 1 BB: 1 P: 19	R: 0 E: 0 K: 0 S: 13	H: 1 LOB: 1 BB: 1 P: 20	R: 0 E: 0 K: 2 S: 8	H: 0 LOB: 0 BB: 0 P: 12	R: 0 E: 0 K: 1 S: 8	H: 1 LOB: 1 BB: 0 P: 12	1B: 4 2B: 1 3B: 0 HR: 1	SF: 0 SAC: 0 DP: 1 HBP: 0	WP: 0 PB: 0 SB: 0 CS: 0	PA: 37					
PITCHER	IP	WLS	BF	H	R	ER	SO	BB	IBB	HBP	BLK	WP	HR	S	P	ERA	WHIP										
Freddy Garcia, R (1,1) ERA: 5.28	6.1	W	27	4	1	1	4	5	0	0	0	0	1	66	113	1.42	1.421										
Arthur Rhodes, L (7,1) ERA: 4.33	0.1	H	2	1	0	0	0	1	0	0	0	0	0	7	14	0.00	6.000										
Rafael Soriano, R (7,1) ERA: 1.36	1.1	H	4	0	0	0	2	0	0	0	0	0	0	11	15	0.00	0.000										
Shigetoshi Hasegawa, R (9,1) ERA: 0.65	1.0	S	4	1	0	0	1	0	0	0	0	0	0	8	12	0.00	1.000										

Toronto Blue Jays @ Seattle Mariners
Safeco Field, Seattle, WA
Tue Aug 12 2003, 7:05 PM PDT
Att: 37,018 - Cloudy - 74 F

livebaseballscorecards.com




AB	31
R	1
H	6
RBI	1
BB	6
SO	7
LOB	12

Batter	1	2	3	4	5	6	7	8	9	AB	R	H	RBI	BB	SO	LOB	BOTTOM										
51 Ichiro Suzuki, L (1,9) OBP: 0.376, SLG: 0.459	1-1 G1-3		0-1 G3		2-0 G1-3			0-0 1B		4	0	1	1	0	0	1											
Randy Winn, S (1,7) OBP: 0.338, SLG: 0.412	4-0 FC4 BB		2-3 3-H G4-3			1-2 G1-3		0-3 K		3	0	0	0	1	1	2											
Bret Boone, R (1,4) OBP: 0.361, SLG: 0.562	0-0 FC4 1-2 CS			0-1 2B 1B		1-2 G1-3		2-3 K		4	1	1	0	0	1	2											
Edgar Martinez, R (1,10) OBP: 0.412, SLG: 0.527	1-1 CS	1-3 K		1-1 1-H 2B		2-1 G4-3				3	0	1	1	0	1	0											
John Olerud, L (1,3) OBP: 0.374, SLG: 0.405		0-3 K		2-1 P6			1-1 G6-3			3	0	0	0	0	1	1											
Mike Cameron, R (1,8) OBP: 0.353, SLG: 0.469		2-1 G6-3		2-1 G6-3			4-2 S 1B BB			2	1	0	0	1	0	1											
Ben Davis, S (1,2) OBP: 0.324, SLG: 0.426			2-2 G4-3		0-0 G6-3		1-1 G4-6-3 1B			3	0	1	1	0	0	1											
Rey Sanchez, R (1,6) OBP: 0.268, SLG: 0.256			0-0 E 51 G3 1B 1B		1-0 G4-3		0-0 G4-6-3			3	1	1	0	0	0	1											
Mark McLemore, S (1,5) OBP: 0.300, SLG: 0.303			0-0 E9 51 G3 1B		3-3 K		1-0 F8			3	0	1	0	0	1	0											
Inning Stats	R: 0 E: 0 K: 0 S: 4	H: 0 LOB: 0 BB: 1 P: 10	R: 0 E: 0 K: 2 S: 10	H: 0 LOB: 0 BB: 0 P: 13	R: 1 E: 1 K: 0 S: 9	H: 2 LOB: 1 BB: 0 P: 12	R: 1 E: 0 K: 0 S: 9	H: 2 LOB: 1 BB: 0 P: 14	R: 0 E: 0 K: 1 S: 5	H: 0 LOB: 0 BB: 0 P: 11	R: 0 E: 0 K: 0 S: 8	H: 0 LOB: 0 BB: 0 P: 12	R: 1 E: 0 K: 0 S: 8	H: 1 LOB: 0 BB: 1 P: 13	R: 0 E: 0 K: 2 S: 9	H: 1 LOB: 1 BB: 0 P: 12	1B: 5 2B: 1 3B: 0 HR: 0	SF: 0 SAC: 0 DP: 1 HBP: 0	WP: 0 PB: 0 SB: 1 CS: 1	PA: 31							
PITCHER	IP	WLS	BF	H	R	ER	SO	BB	IBB	HBP	BLK	WP	HR	S	P	ERA	WHIP										
32 Roy Halladay, R (1,1) ERA: 3.35	8.0	L	30	6	3	2	5	2	0	0	0	0	0	62	97	2.25	1.000										

Toronto Blue Jays @ Seattle Mariners
Safeco Field, Seattle, WA
Tue Aug 12 2003, 7:05 PM PDT
Att: 37,018 - Cloudy - 74 F

livebaseballscorecards.com



AB	28
R	3
H	6
RBI	3
BB	2
SO	5
LOB	9

Batter	1	2	3	4	5	6	7	8	9	AB	R	H	RBI	BB	SO	LOB	TOP				
3 Reed Johnson, R OBP: 0.391, SLG: 0.426	G6-3		F9	HR		K			P4	5	1	1	3	0	1	0					
Eric Hinske, L OBP: 0.330, SLG: 0.431	P5		1B	F8		F7			F7	5	0	1	0	0	0	0					
10 Vernon Wells, R OBP: 0.354, SLG: 0.562	L7		1B	P6					G6-4-3	4	0	2	0	0	0	0					
Carlos Delgado, L OBP: 0.426, SLG: 0.594		BB HBP	K			F8			F8	2	0	0	0	1	1	3					
Greg Myers, L OBP: 0.396, SLG: 0.523	F7					G6-4-3			G6-4-3	4	1	1	0	0	0	3					
Mike Bordick, R OBP: 0.335, SLG: 0.397	F8		2B 1B	K					G6-3	4	1	1	0	0	1	1					
Frank Catalanotto, L OBP: 0.330, SLG: 0.441			1B	G3-1					G3	3	1	1	1	1	0	0					
Orlando Hudson, S OBP: 0.333, SLG: 0.388			1B	2B		K			P6	4	1	1	1	0	2	2					
Kevin Cash, R OBP: 0.125, SLG: 0.125			K	3 HR 1B		K			G6-3	4	1	1	1	0	2	0					
Inning Stats	R: 0 E: 0 K: 0 S: 8	H: 0 LOB: 0 BB: 0 P: 12	R: 0 E: 0 K: 1 S: 13	H: 0 LOB: 2 BB: 1 P: 23	R: 0 E: 0 K: 2 S: 15	H: 2 LOB: 2 BB: 0 P: 23	R: 6 E: 0 K: 0 S: 20	H: 6 LOB: 1 BB: 1 P: 32	R: 0 E: 0 K: 2 S: 9	H: 0 LOB: 0 BB: 0 P: 11	R: 0 E: 0 K: 0 S: 10	H: 1 LOB: 0 BB: 0 P: 13	R: 0 E: 0 K: 0 S: 7	H: 0 LOB: 0 BB: 0 P: 12	R: 0 E: 0 K: 0 S: 6	H: 0 LOB: 0 BB: 0 P: 11	1B: 7 2B: 1 3B: 0 HR: 1	SF: 0 SAC: 0 DP: 1 HBP: 1	WP: 0 PB: 0 SB: 0 CS: 0	PA: 38	
PITCHER	IP	WLS	BF	H	R	ER	SO	BB	IBB	HBP	BLK	WP	HR	S	P	ERA	WHIP				
Ryan Franklin, R ERA: 3.82	3.2		22	8	6	6	3	2	0	1	0	0	1	54	88	14.73	2.727				
40 Julio Mateo, R ERA: 2.99	3.1	W	10	1	0	0	4	0	0	0	0	0	0	24	30	0.00	0.300				
Kazuhiro Sasaki, R ERA: 3.92	1.0		3	0	0	0	0	0	0	0	0	0	0	7	12	0.00	0.000				
Armando Benitez, R ERA: 2.9	1.0		3	0	0	0	0	0	0	0	0	0	0	6	11	0.00	0.000				

Toronto Blue Jays @ Seattle Mariners
Safeco Field, Seattle, WA
Wed Aug 13 2003, 7:05 PM PDT
Att: 37,066 - Sunny - 78 F


AB 35
R 6
H 9
RBI 6
BB 2
SO 7
LOB 9



Batter	1	2	3	4	5	6	7	8	9	AB	R	H	RBI	BB	SO	LOB	BOTTOM				
51 Ichiro Suzuki, L OBP: 0.391, SLG: 0.466	3B 1B		SF8			1B			WP 1B	3	3	3	3	2	0	0					
Randy Winn, S OBP: 0.340, SLG: 0.418	G5-3		FC3-6			1B BB			F8	6	3	3	3	0	0	5					
Bret Boone, R OBP: 0.363, SLG: 0.563	G5-3		F8			1B			K	5	1	2	3	1	1	3					
Edgar Martinez, R OBP: 0.413, SLG: 0.524	L7		2B 1B			G6-3			K	4	1	1	0	2	1	2					
John Olerud, L OBP: 0.376, SLG: 0.405	1B BB		P4			G4-6-3			G4-6-3	3	0	1	1	2	0	3					
Mike Cameron, R OBP: 0.354, SLG: 0.472	1B		1B			G6-4-3			FC4-6	4	1	2	0	0	1	4					
16 Willie Bloomquist, R OBP: 0.319, SLG: 0.321	1B		1B			K			1B	1	0	1	0	0	0	0					
Ben Davis, S OBP: 0.321, SLG: 0.417	L9		51 SF8 IBB			K			FC4-6	4	1	0	0	1	2	6					
Rey Sanchez, R OBP: 0.275, SLG: 0.260		FC4-6 51 BB	1B			K			K	4	1	2	2	1	2	4					
Mark McLemore, S OBP: 0.307, SLG: 0.307	F8		1B			51 BB 1B			F7	3	2	0	1	0	1						
John Mabry, L OBP: 0.301, SLG: 0.319			FC3-6			51 BB 1B				1	0	0	0	0	0	1					
Inning Stats	R: 2 E: 0 K: 0 S: 14	H: 3 LOB: 2 BB: 1 P: 28	R: 0 E: 0 K: 0 S: 11	H: 0 LOB: 2 BB: 2 P: 24	R: 3 E: 0 K: 0 S: 13	H: 3 LOB: 2 BB: 2 P: 30	R: 0 E: 0 K: 3 S: 12	H: 0 LOB: 3 BB: 3 P: 25	R: 4 E: 0 K: 1 S: 19	H: 4 LOB: 1 BB: 1 P: 21	R: 4 E: 0 K: 1 S: 11	H: 5 LOB: 1 BB: 0 P: 17	R: 0 E: 0 K: 2 S: 11	H: 1 LOB: 1 BB: 0 P: 18	1B: 13 2B: 2 3B: 2 HR: 0	SF: 1 SAC: 0 DP: 2 HBP: 0	WP: 2 PB: 0 SB: 0 CS: 0	PA: 49			
PITCHER	IP	WLS	BF	H	R	ER	SO	BB	IBB	HBP	BLK	WP	HR	S	P	ERA	WHIP				
Corey Thurman, R ERA: 6.46	2.1		17	6	5	5	0	3	1	0	0	0	0	17	35	0.00	2.400				
Tanyon Sturtze, R ERA: 5.72	1.2		9	0	0	0	3	4	0	0	0	0	0	17	35	0.00	2.400				
Jason Kershner, L ERA: 4.59	1.1	L	10	6	6	6	1	1	0	0	0	1	0	20	32	40.50	5.250				
Dan Reichert, R ERA: 5.79	0.2		5	3	2	2	0	1	0	0	0	0	0	12	19	27.00	6.000				
Cliff Politte, R ERA: 5.6	2.0		8	2	0	0	3	0	0	0	0	1	0	22	35	0.00	1.000				

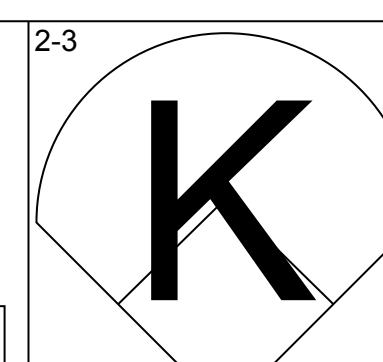
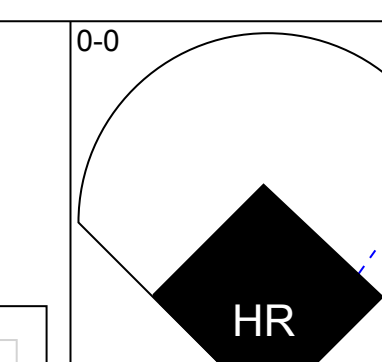
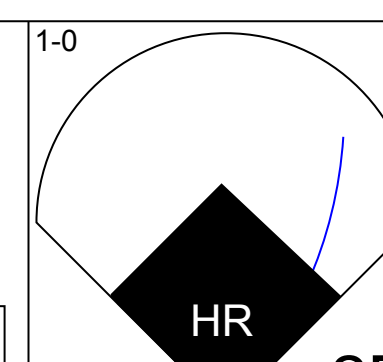
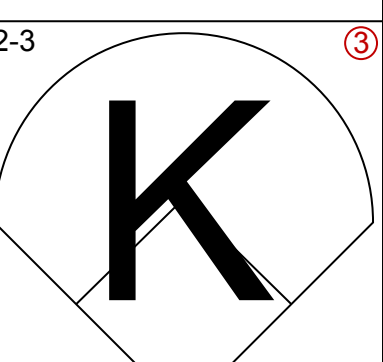
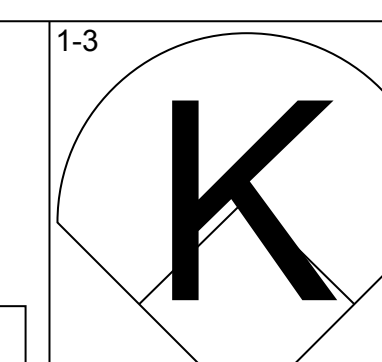
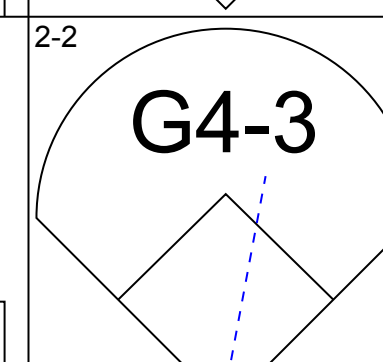
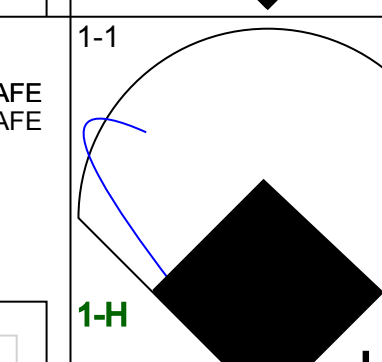
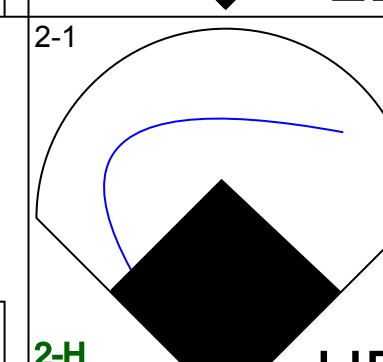
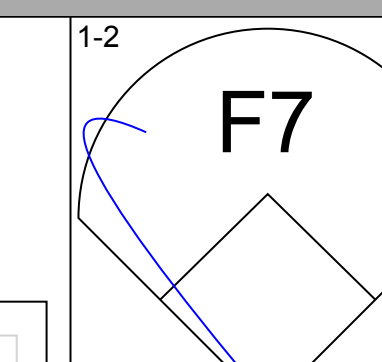
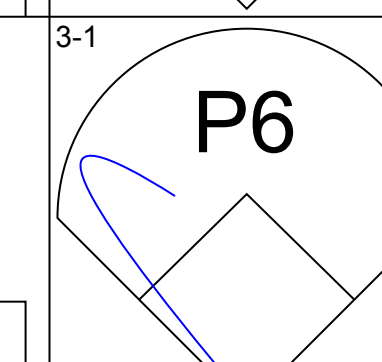
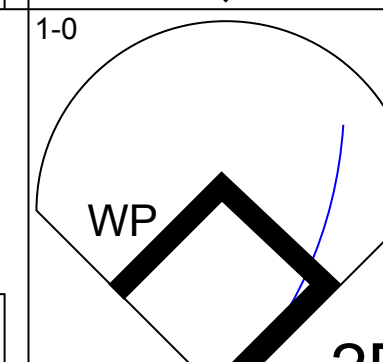
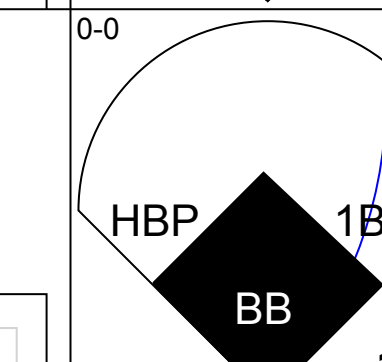
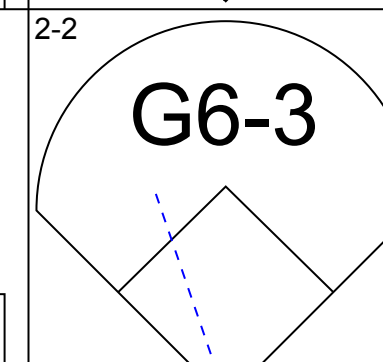
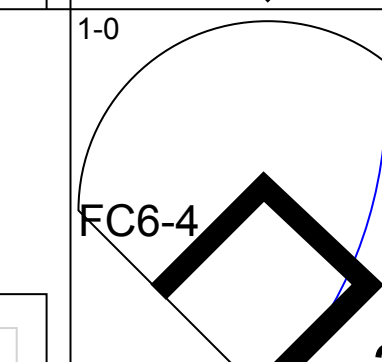

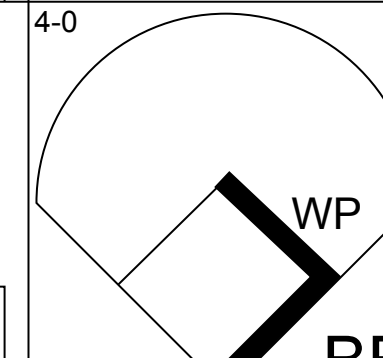
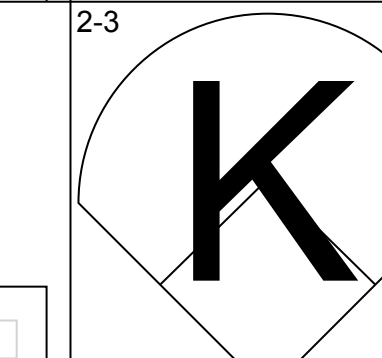
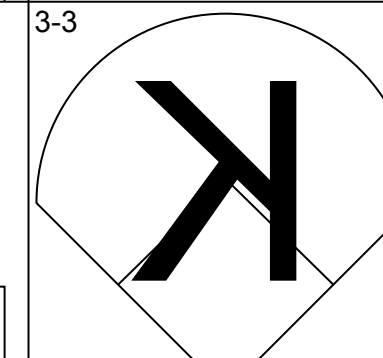
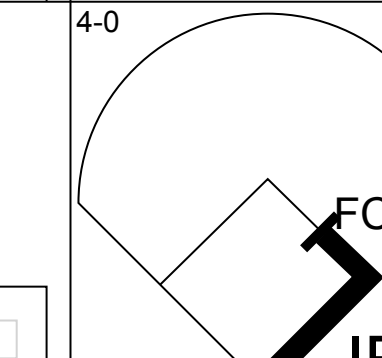

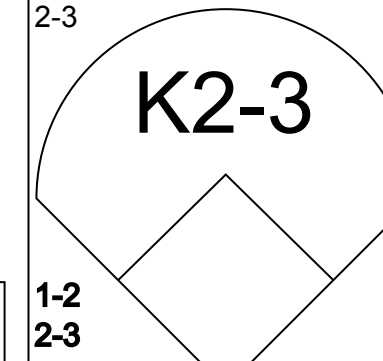
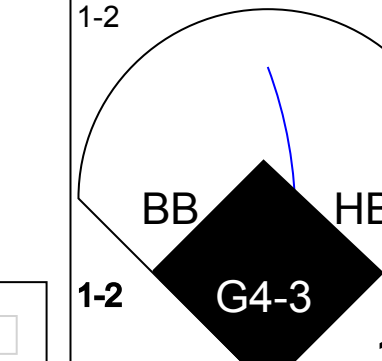
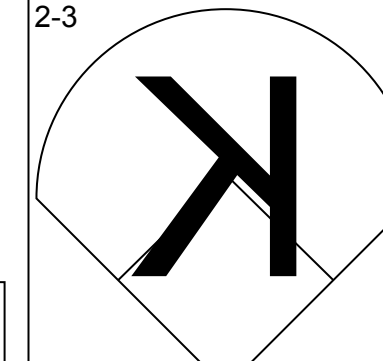
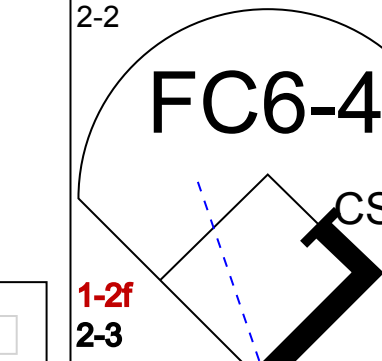

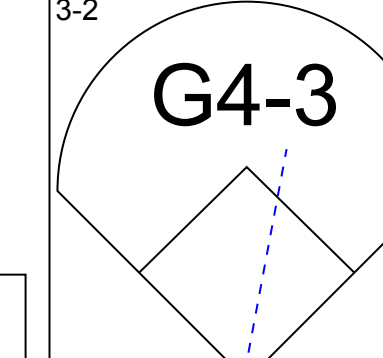
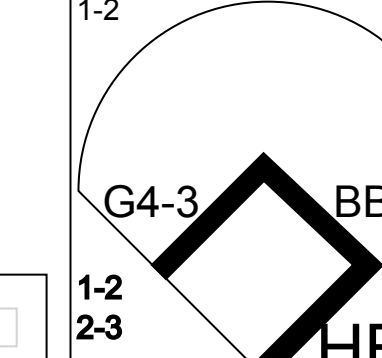
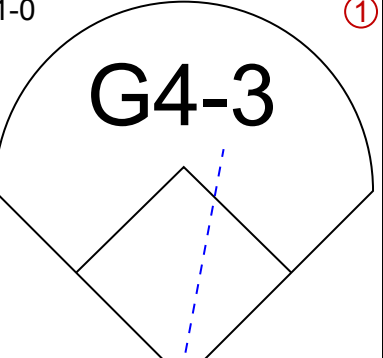
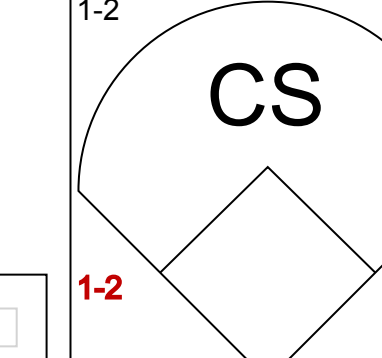

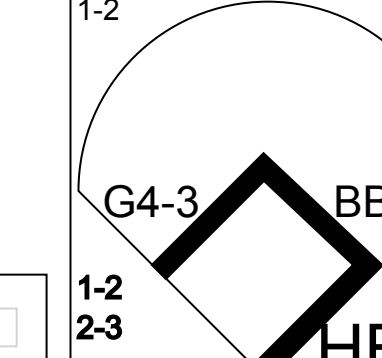
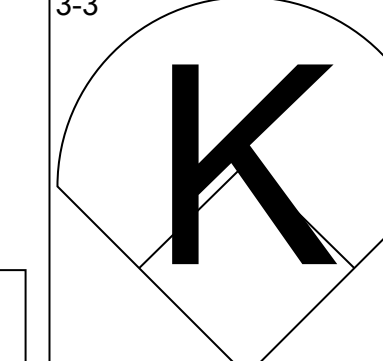
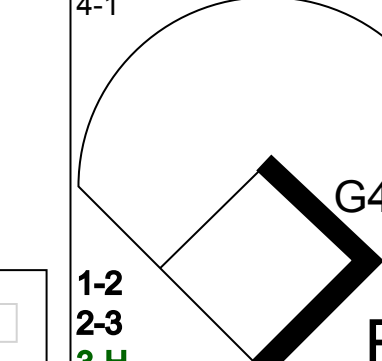
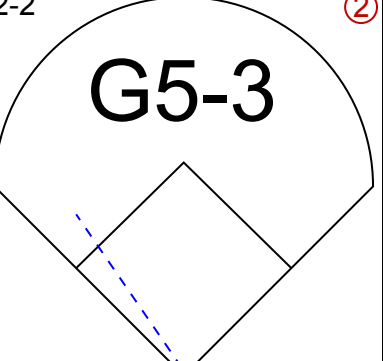

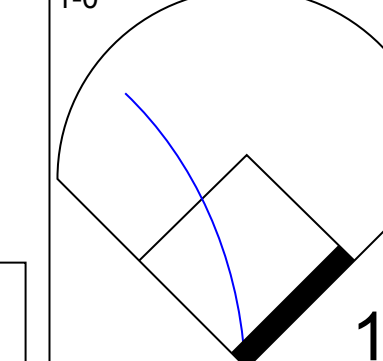
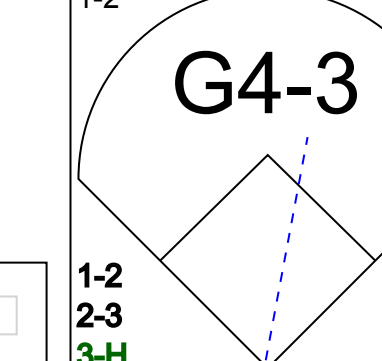
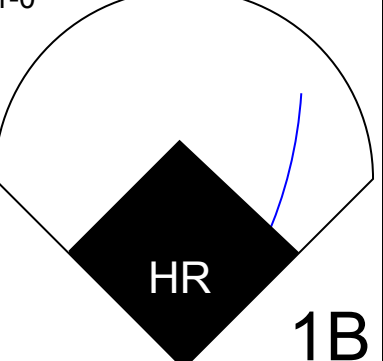


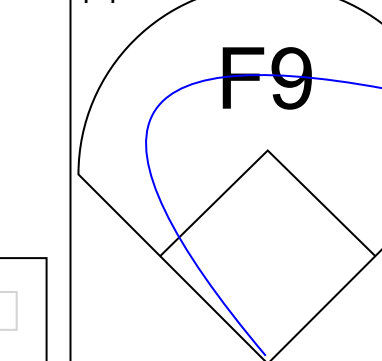
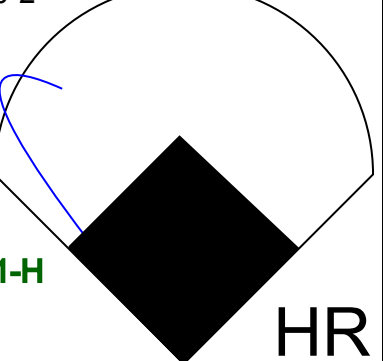
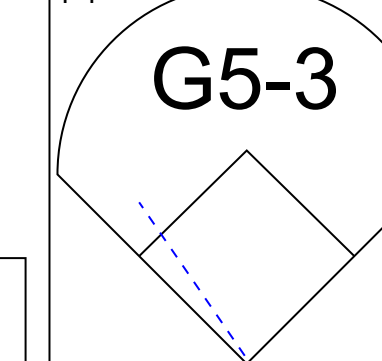
Toronto Blue Jays @ Seattle Mariners
Safeco Field, Seattle, WA
Wed Aug 13 2003, 7:05 PM PDT
Att: 37,066 - Sunny - 78 F

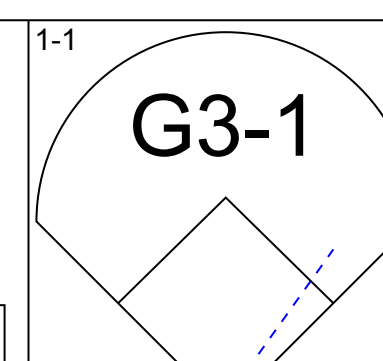
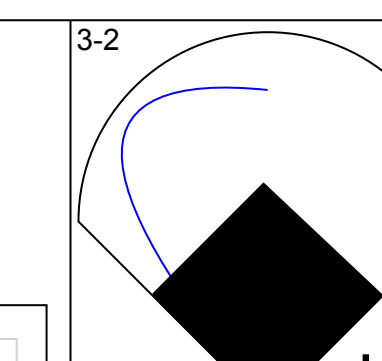
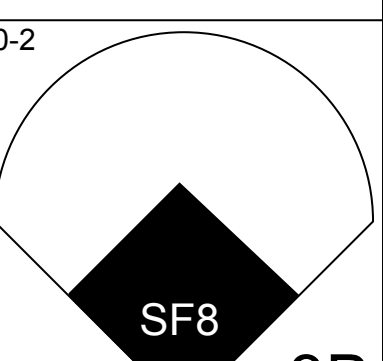
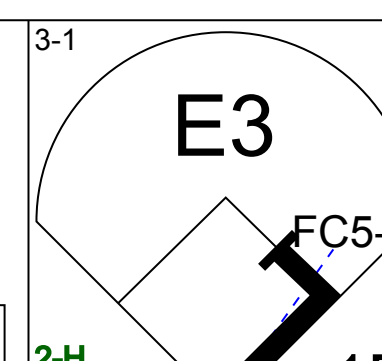
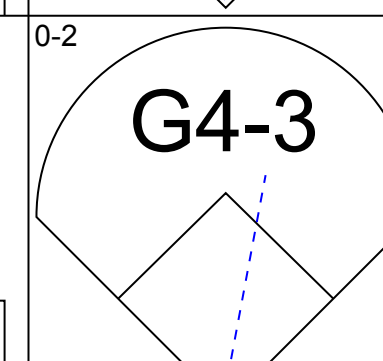
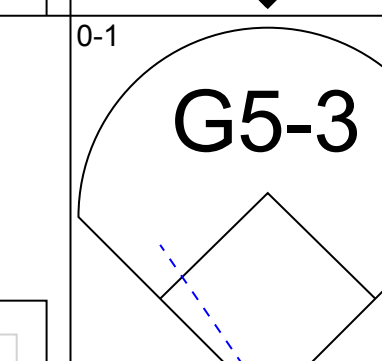
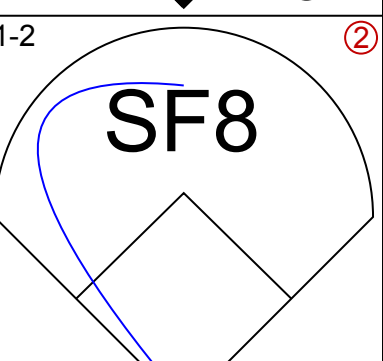
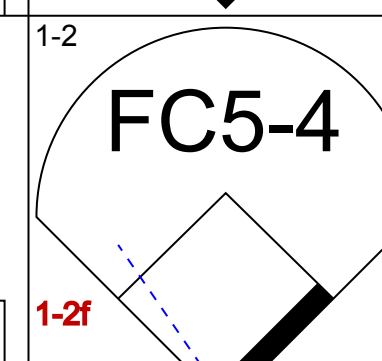
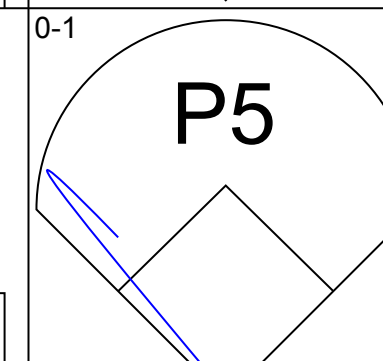
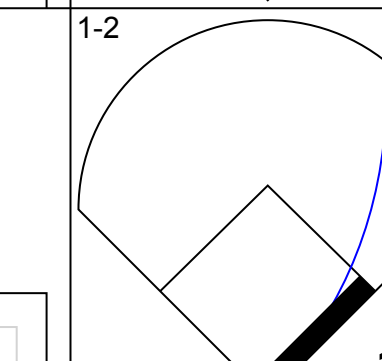
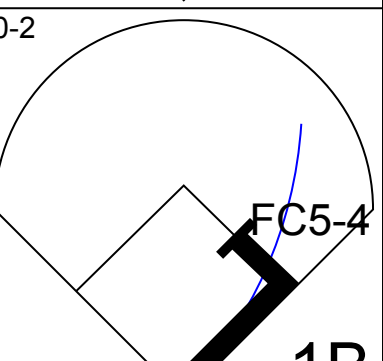
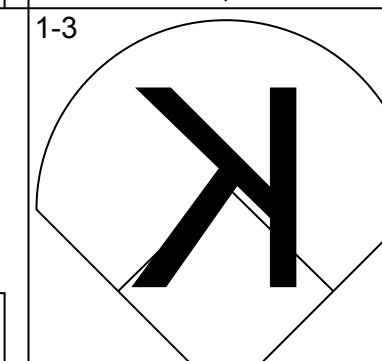
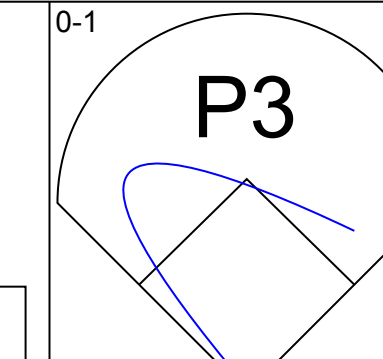
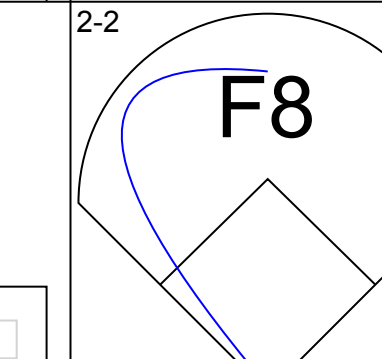
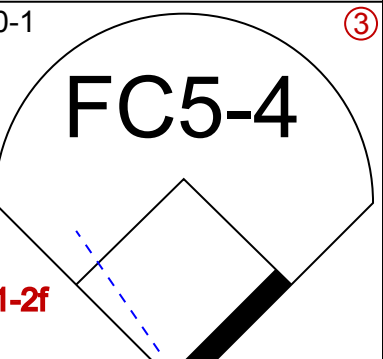
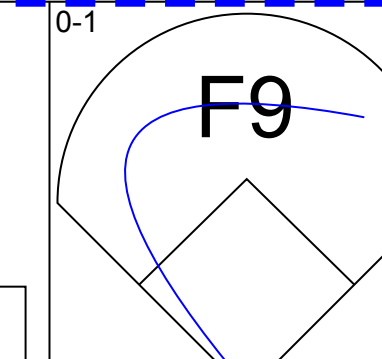
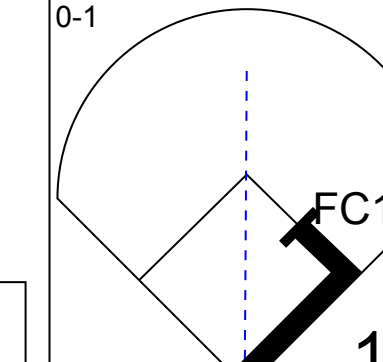
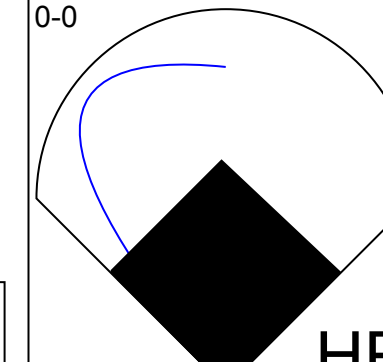
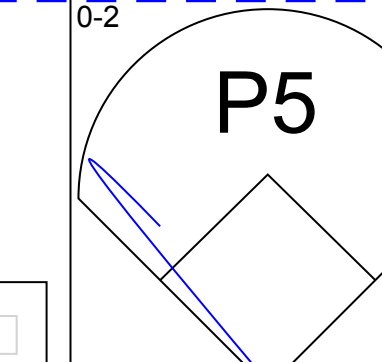
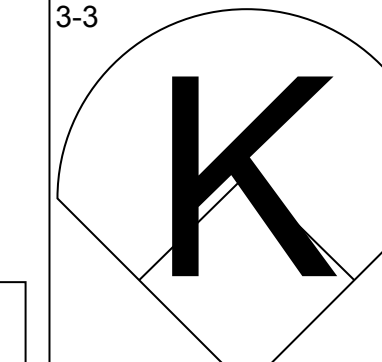
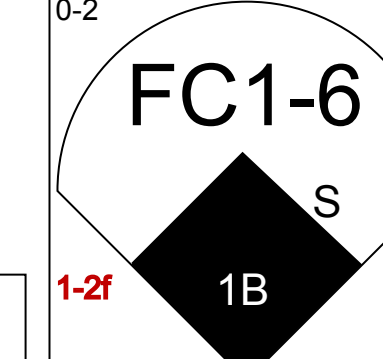
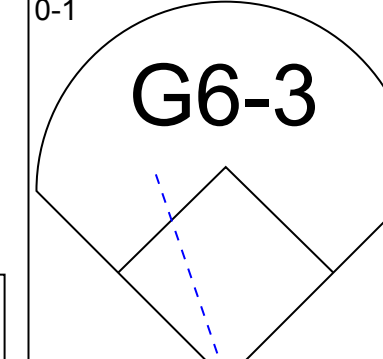
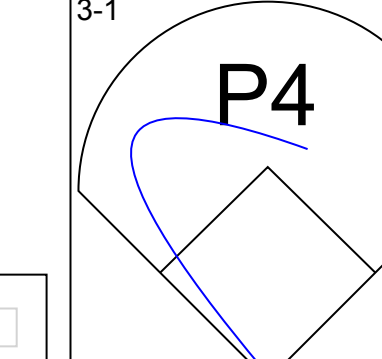
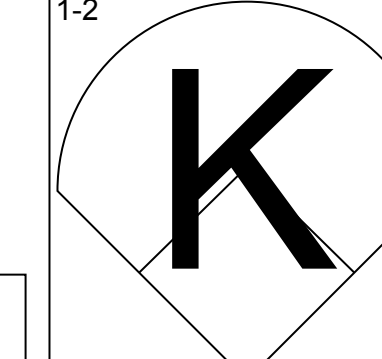
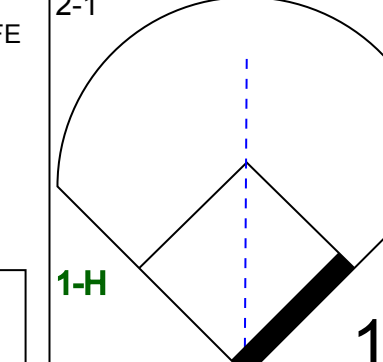
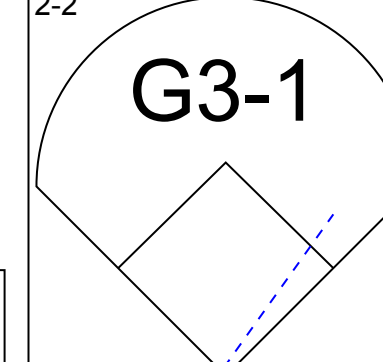
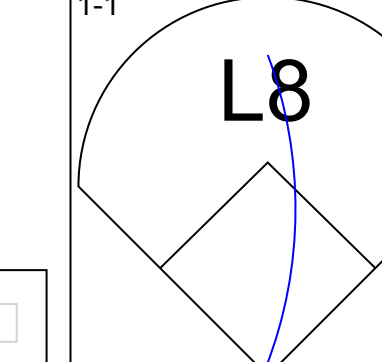

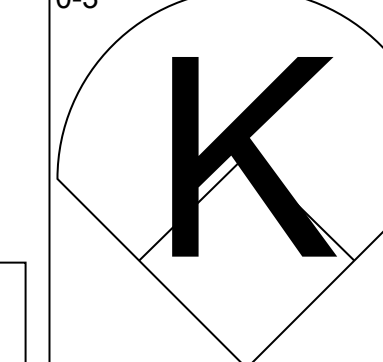
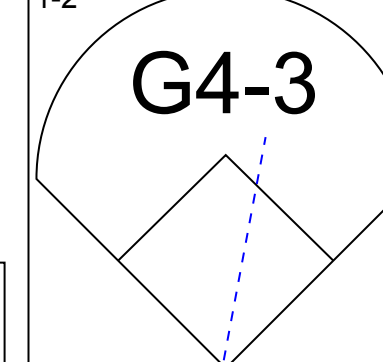
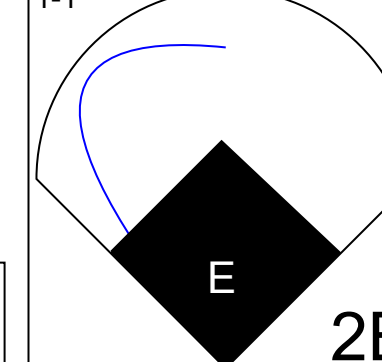
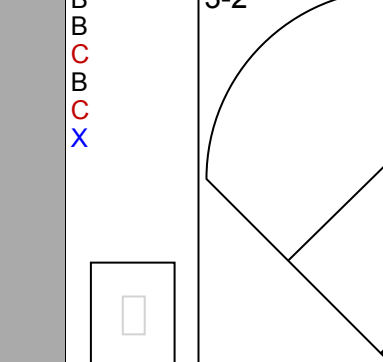
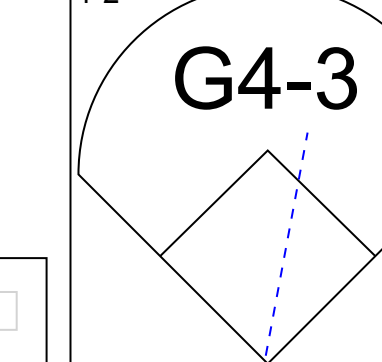
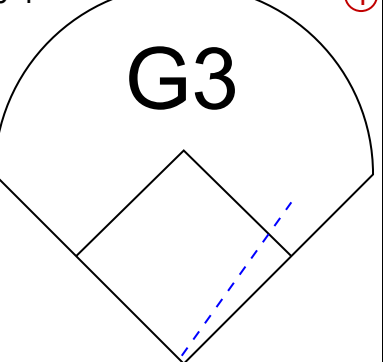
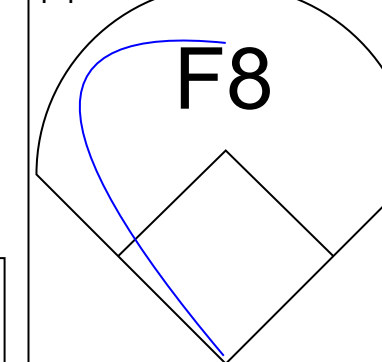
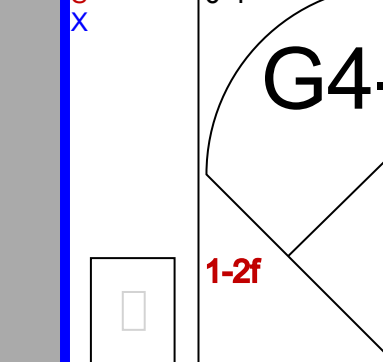
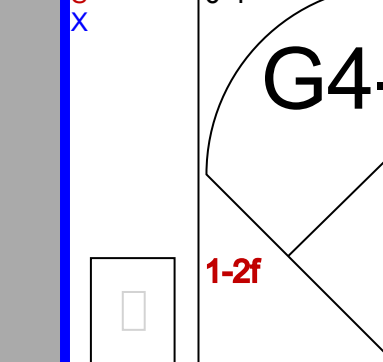
AB 38
R 13
H 17
RBI 12
BB 10
SO 7
LOB 29



Batter	1	2	3	4	5	6	7	8	9	AB	R	H	RBI	BB	SO	LOB	TOP				
3 Reed Johnson, R OBP: 0.346, SLG: 0.420	G1-3		L7		K		K			4	0	0	0	0	2	0	Toronto Blue Jays @ Seattle Mariners Safeco Field, Seattle, WA Thu Aug 14 2003, 7:05 PM PDT Att: 41,945 - Sunny - 80 F				
Eric Hinske, L OBP: 0.327, SLG: 0.426	F8		G4-3		F8			F7		4	0	0	0	0	0						
10 Vernon Wells, R OBP: 0.353, SLG: 0.560	G5-3			F9				G1-3		4	0	1	0	0	0						
Carlos Delgado, L OBP: 0.427, SLG: 0.605		HR		1B	3B			K		4	2	2	1	0	1						
Greg Myers, L OBP: 0.397, SLG: 0.523 Dave Berg, R OBP: 0.303, SLG: 0.417	G3			CS	1B			F8	1B	4	0	2	1	0	1	0					
Frank Catalanotto, L OBP: 0.334, SLG: 0.449 Bobby Kielty, S OBP: 0.358, SLG: 0.400				3H	1B			G6-3	1B	4	1	3	0	0	0	0					
Tom Wilson, R OBP: 0.340, SLG: 0.424				1-2	2B			F8	1B	4	1	1	1	0	1	3					
Orlando Hudson, S OBP: 0.333, SLG: 0.388	G4-3			2-2	1B			G6-3	SF8	3	0	1	2	0	0	1					
Mike Bordick, R OBP: 0.329, SLG: 0.391			F7		F8			K	P3	4	0	0	0	0	1	3					
Inning Stats	R: 0 E: 0 K: 0 S: 5	H: 0 LOB: 0 BB: 0 P: 7	R: 1 E: 0 K: 1 S: 17	H: 2 LOB: 1 BB: 0 P: 29	R: 0 E: 0 K: 0 S: 7	H: 0 LOB: 0 BB: 0 P: 12	R: 3 E: 0 K: 0 S: 29	H: 5 LOB: 1 BB: 0 P: 46	R: 0 E: 0 K: 1 S: 11	H: 1 LOB: 0 BB: 0 P: 18	R: 0 E: 0 K: 1 S: 7	H: 0 LOB: 0 BB: 0 P: 10	R: 0 E: 0 K: 1 S: 7	H: 0 LOB: 0 BB: 0 P: 10	R: 1 E: 0 K: 0 S: 13	H: 2 LOB: 2 BB: 0 P: 19		1B: 6 2B: 1 3B: 2 HR: 1	SF: 1 SAC: 0 DP: 0 HBP: 0	WP: 0 PB: 0 SB: 1 CS: 1	PA: 36
PITCHER	IP	WLS	BF	H	R	ER	SO	BB	IBB	HBP	BLK	WP	HR	S	P	ERA	WHIP				
Gil Meche, R ERA: 3.78	4.0	L	18	7	4	4	1	0	0	0	0	0	1	58	94	9.00	1.750				
Rafael Soriano, R ERA: 1.25	3.0		10	1	0	0	4	0	0	0	0	0	0	25	39	0.00	0.333				
Arthur Rhodes, L ERA: 4.23	1.0		3	0	0	0	1	0	0	0	0	0	0	7	10	0.00	0.000				
Kazuhiro Sasaki, R ERA: 4.15	1.0		5	2	1	1	0	0	0	0	0	0	0	13	19	9.00	2.000				

Batter	1	2	3	4	5	6	7	8	9	AB	R	H	RBI	BB	SO	LOB	BOTTOM					
51 Ichiro Suzuki, L OBP: 0.379, SLG: 0.462	G3		F8		FC5-4		G4-3		FC6-4	4	0	0	0	1	0	1	Toronto Blue Jays @ Seattle Mariners Safeco Field, Seattle, WA Thu Aug 14 2003, 7:05 PM PDT Att: 41,945 - Sunny - 80 F					
Rey Sanchez, R OBP: 0.273, SLG: 0.259	G6-3		1B		P2		F9		K	5	0	1	0	0	1	3						
Bret Boone, R OBP: 0.362, SLG: 0.559					FC5-4				K	3	0	0	0	1	2	3						
Edgar Martinez, R OBP: 0.416, SLG: 0.532 Pat Borders, R OBP: 0.500, SLG: 0.750					G4-3				1B	4	1	3	0	0	1	1						
John Olerud, L OBP: 0.373, SLG: 0.401	G6-3				G4-3		K		F8	4	0	0	0	0	1	3						
Randy Winn, S OBP: 0.339, SLG: 0.416	K				K		1B		F8	4	1	1	1	0	2	2						
John Mabry, L OBP: 0.314, SLG: 0.333 Ben Davis, S OBP: 0.319, SLG: 0.415 Chad Meyers, R OBP: 0.319, SLG: 0.415					G1-3				G4-3	3	0	2	0	0	0	1						
Dan Wilson, R OBP: 0.285, SLG: 0.336					F7				G5-3	3	0	1	1	0	0	1						
16 Willie Bloomquist, R OBP: 0.318, SLG: 0.320			F8		K				FC6-4	4	0	1	0	0	1	2						
Inning Stats	R: 0 E: 0 K: 1 S: 9	H: 0 LOB: 1 BB: 1 P: 15	R: 0 E: 0 K: 1 S: 7	H: 1 LOB: 0 BB: 0 P: 13	R: 0 E: 0 K: 1 S: 13	H: 1 LOB: 1 BB: 0 P: 19	R: 0 E: 0 K: 1 S: 8	H: 1 LOB: 1 BB: 0 P: 12	R: 0 E: 0 K: 1 S: 9	H: 1 LOB: 2 BB: 1 P: 13	R: 2 E: 0 K: 1 S: 11	H: 3 LOB: 1 BB: 0 P: 18	R: 0 E: 0 K: 1 S: 7	H: 0 LOB: 0 BB: 0 P: 12	R: 0 E: 0 K: 0 S: 5	H: 1 LOB: 1 BB: 0 P: 11		R: 0 E: 0 K: 1 S: 11	H: 1 LOB: 1 BB: 0 P: 15	1B: 7 2B: 2 3B: 0 HR: 0	SF: 1 SAC: 0 DP: 0 HBP: 0	WP: 1 PB: 0 SB: 0 CS: 0
PITCHER	IP	WLS	BF	H	R	ER	SO	BB	IBB	HBP	BLK	WP	HR	S	P	ERA	WHIP					
Kelvim Escobar, R ERA: 3.78	7.0	W	31	8	2	2	7	2	0	0	0	0	0	66	107	2.57	1.429					
Trevor Miller, L ERA: 4.43	1.0	H	3	0	0	0	0	0	0	0	0	0	0	3	6	0.00	0.000					
Aquilino Lopez, R ERA: 3.81	1.0	S	4	1	0	0	1	0	0	0	0	0	0	11	15	0.00	1.000					

Batter	1	2	3	4	5	6	7	8	9	AB	R	H	RBI	BB	SO	LOB	TOP					
3 Reed Johnson, R OBP: 0.347, SLG: 0.423										5	2	2	0	0	3	0	Toronto Blue Jays @ Oakland Athletics Network Associates Coliseum, Oakland, CA Fri Aug 15 2003, 10:05 PM EDT Att: 17,446 - Sunny - 71 F					
Eric Hinske, L OBP: 0.326, SLG: 0.444										5	2	2	4	0	0	0						
10 Vernon Wells, R OBP: 0.355, SLG: 0.564										5	1	3	0	0	1	0						
Carlos Delgado, L OBP: 0.426, SLG: 0.601										3	0	0	0	2	2	1						
Greg Myers, L OBP: 0.394, SLG: 0.517										5	1	1	0	0	2	4						
Frank Catalanotto, L OBP: 0.333, SLG: 0.445										3	0	0	0	0	0	0						
Bobby Kielty, S OBP: 0.358, SLG: 0.400										0	0	0	0	0	0	0						
Tom Wilson, R OBP: 0.339, SLG: 0.419										3	0	0	1	1	1	0						
Orlando Hudson, S OBP: 0.334, SLG: 0.389										4	1	2	1	0	0	2						
Chris Woodward, R OBP: 0.317, SLG: 0.407										4	1	1	2	0	0	3						
Inning Stats	R: 0 E: 0 K: 2 S: 11	H: 1 LOB: 2 BB: 1 P: 22	R: 0 E: 0 K: 1 S: 12	H: 1 LOB: 1 BB: 0 P: 22	R: 4 E: 0 K: 1 S: 19	H: 4 LOB: 1 BB: 1 P: 30	R: 2 E: 0 K: 2 S: 12	H: 2 LOB: 0 BB: 0 P: 22	R: 2 E: 0 K: 1 S: 15	H: 2 LOB: 0 BB: 0 P: 21	R: 0 E: 0 K: 0 S: 9	H: 1 LOB: 1 BB: 1 P: 18	R: 0 E: 0 K: 0 S: 6	H: 0 LOB: 0 BB: 0 P: 7	R: 0 E: 0 K: 1 S: 7	H: 0 LOB: 0 BB: 0 P: 12	R: 0 E: 0 K: 1 S: 6	H: 0 LOB: 0 BB: 0 P: 10	1B: 5 2B: 3 3B: 0 HR: 3	SF: 0 SAC: 0 DP: 0 HBP: 1	WP: 1 PB: 0 SB: 0 CS: 1	PA: 42
PITCHER	IP	WLS	BF	H	R	ER	SO	BB	IBB	HBP	BLK	WP	HR	S	P	ERA	WHIP					
40 Rich Harden, R ERA: 3.0	4.0	L	23	8	6	6	6	2	0	1	0	1	2	54	96	13.50	2.500					
John Halama, L ERA: 3.95	4.0		15	3	2	2	2	0	1	0	0	0	1	37	58	4.50	0.750					
Chad Harville, R ERA: 3.86	1.0		3	0	0	0	1	0	0	0	0	0	0	6	10	0.00	0.000					

Batter	1	2	3	4	5	6	7	8	9	AB	R	H	RBI	BB	SO	LOB	BOTTOM					
Terrence Long, L OBP: 0.301, SLG: 0.413										4	2	3	1	0	0	0	Toronto Blue Jays @ Oakland Athletics Network Associates Coliseum, Oakland, CA Fri Aug 15 2003, 10:05 PM EDT Att: 17,446 - Sunny - 71 F					
Jose Guillen, R OBP: 0.374, SLG: 0.596										3	0	0	1	0	0	1						
3 Eric Chavez, L OBP: 0.344, SLG: 0.507										4	0	2	0	0	1	1						
Miguel Tejada, R OBP: 0.310, SLG: 0.426										4	0	0	0	0	0	2						
Erubiel Durazo, L OBP: 0.382, SLG: 0.440										4	1	2	1	0	1	0						
Mark Ellis, R OBP: 0.322, SLG: 0.356										4	1	0	0	0	1	1						
Scott Hatteberg, L OBP: 0.342, SLG: 0.384										4	0	1	1	0	0	0						
17 Adam Melhuse, S OBP: 0.293, SLG: 0.463										4	1	2	0	0	1	1						
Chris Singleton, L OBP: 0.300, SLG: 0.372										3	0	0	0	0	0	1						
Ramon Hernandez, R OBP: 0.311, SLG: 0.446									1	0	0	0	0	0	1							
Inning Stats	R: 0 E: 0 K: 0 S: 7	H: 0 LOB: 0 BB: 0 P: 8	R: 1 E: 0 K: 1 S: 14	H: 2 LOB: 1 BB: 0 P: 16	R: 1 E: 0 K: 0 S: 19	H: 2 LOB: 1 BB: 0 P: 26	R: 1 E: 0 K: 0 S: 10	H: 1 LOB: 0 BB: 0 P: 13	R: 1 E: 0 K: 0 S: 15	H: 2 LOB: 1 BB: 0 P: 16	R: 0 E: 0 K: 0 S: 8	H: 0 LOB: 0 BB: 0 P: 12	R: 1 E: 1 K: 1 S: 13	H: 2 LOB: 1 BB: 0 P: 20	R: 0 E: 0 K: 2 S: 9	H: 0 LOB: 0 BB: 0 P: 13	R: 0 E: 0 K: 0 S: 7	H: 1 LOB: 0 BB: 0 P: 10	1B: 6 2B: 1 3B: 1 HR: 2	SF: 1 SAC: 0 DP: 1 HBP: 0	WP: 0 PB: 0 SB: 1 CS: 0	PA: 36
PITCHER	IP	WLS	BF	H	R	ER	SO	BB	IBB	HBP	BLK	WP	HR	S	P	ERA	WHIP					
Josh Towers, R ERA: 6.89	5.0	W	22	7	4	4	1	0	0	0	0	0	2	65	79	7.20	1.400					
Jason Kershner, L ERA: 4.59	2.0		8	2	1	1	1	0	0	0	0	0	0	21	32	4.50	1.000					
Cliff Politte, R ERA: 5.66	1.0	H	3	0	0	0	2	0	0	0	0	0	0	9	13	0.00	0.000					
Trever Miller, L ERA: 4.32	1.0	S	3	1	0	0	0	0	0	0	0	0	0	7	10	0.00	1.000					

AB	37
R	8
H	11
RBI	8
BB	3
SO	9
LOB	10



AB	35
R	5
H	10
RBI	4
BB	0
SO	4
LOB	8



Batter	1	2	3	4	5	6	7	8	9	AB	R	H	RBI	BB	SO	LOB	TOP				
3 Reed Johnson, R OBP: 0.344, SLG: 0.417	G5-3		G5-4-3 BB HBP		G3-1			K	K	4	0	0	0	0	2	1	Toronto Blue Jays @ Oakland Athletics Network Associates Coliseum, Oakland, CA Sat Aug 16 2003, 4:05 PM EDT Att: 31,045 - Sunny - 71 F				
Frank Catalanotto, L OBP: 0.334, SLG: 0.444	G4-3		G5-4-3 BB		F7			E	F9	4	1	1	0	1	0	1					
10 Vernon Wells, R OBP: 0.355, SLG: 0.562	K		G5-4-3		G5-3			FC4-6 1B		4	0	1	0	0	1	2					
Carlos Delgado, L OBP: 0.425, SLG: 0.597		FC6-4 BB	K		G3			FC4-6 1B		3	0	0	0	1	1	2					
Eric Hinske, L OBP: 0.324, SLG: 0.439		F7			G4-3			K		4	0	0	0	0	2	2					
Dave Berg, R OBP: 0.302, SLG: 0.407		FC6-4 1B			K				2B BB	3	2	0	0	1	1	1					
Orlando Hudson, S OBP: 0.341, SLG: 0.399		1B			BB			2B	E	3	1	3	0	1	0	0					
Mike Bordick, R OBP: 0.332, SLG: 0.392		1B			K			G5-3	E8	4	0	2	3	0	1	2					
Kevin Cash, R OBP: 0.091, SLG: 0.091		G4-3							L7	3	0	0	0	0	2	3					
Greg Myers, L OBP: 0.393, SLG: 0.515					K			K		1	0	0	0	0	0	1					
Inning Stats	R: 0 E: 0 K: 1 S: 7	H: 0 LOB: 0 BB: 0 P: 8	R: 1 E: 0 K: 0 S: 11	H: 2 LOB: 2 BB: 1 P: 22	R: 0 E: 0 K: 1 S: 8	H: 0 LOB: 1 BB: 1 P: 15	R: 0 E: 0 K: 3 S: 12	H: 0 LOB: 0 BB: 1 P: 23	R: 0 E: 0 K: 1 S: 8	H: 0 LOB: 0 BB: 0 P: 10	R: 0 E: 0 K: 1 S: 9	H: 1 LOB: 1 BB: 0 P: 13	R: 1 E: 1 K: 2 S: 10	H: 2 LOB: 1 BB: 0 P: 14	R: 2 E: 1 K: 1 S: 16	H: 2 LOB: 1 BB: 1 P: 23	1B: 5 2B: 2 3B: 0 HR: 0	SF: 0 SAC: 0 DP: 1 HBP: 1	WP: 0 PB: 0 SB: 2 CS: 0	PA: 38	
PITCHER	IP	WLS	BF	H	R	ER	SO	BB	IBB	HBP	BLK	WP	HR	S	P	ERA	WHIP				
Tim Hudson, R ERA: 2.48	6.1	W	24	2	1	1	6	3	0	1	0	0	0	54	89	1.42	0.789				
Chad Bradford, R ERA: 3.43	1.0		6	3	1	0	2	0	0	0	0	0	0	13	18	0.00	3.000				
Ricardo Rincon, L ERA: 3.73	0.2		2	0	0	0	1	0	0	0	0	0	0	4	6	0.00	0.000				
Jim Mecir, R ERA: 6.0	0.0		2	1	2	2	0	1	0	0	0	0	0	4	8	∞	∞				
Keith Foulke, R ERA: 2.37	1.0	S	4	1	0	0	1	0	0	0	0	0	0	12	15	0.00	1.000				

AB 33
R 4
H 7
RBI 3
BB 4
SO 10
LOB 15



Batter	1	2	3	4	5	6	7	8	9	AB	R	H	RBI	BB	SO	LOB	BOTTOM				
Terrence Long, L OBP: 0.298, SLG: 0.409	F7	K		G3			G4-3			4	0	0	0	0	1	1	Toronto Blue Jays @ Oakland Athletics Network Associates Coliseum, Oakland, CA Sat Aug 16 2003, 4:05 PM EDT Att: 31,045 - Sunny - 71 F				
Jose Guillen, R OBP: 0.378, SLG: 0.613	HR	BB		G6-3			HR			3	2	2	2	1	0	1					
3 Eric Chavez, L OBP: 0.343, SLG: 0.503	G3	G6-3			F7		G4-6-3 BB			3	0	0	0	1	0	1					
Miguel Tejada, R OBP: 0.307, SLG: 0.422	F8			G6-3			G4-6-3			4	0	0	0	0	0	1					
Erubiel Durazo, L OBP: 0.383, SLG: 0.440		1B 2B BB		E			G4-3		G4-3	3	1	1	0	1	0	0					
Ramon Hernandez, R OBP: 0.310, SLG: 0.444		2B HR 1B		E5			L8		P5	4	1	1	0	0	0	1					
Scott Hatteberg, L OBP: 0.343, SLG: 0.387		HR 2B		G4-3			FC5-4 1B		E1	4	1	2	1	0	0	2					
Mark Ellis, R OBP: 0.322, SLG: 0.363		HR		G5-3			FC5-4 S		F7	4	1	1	3	0	0	2					
Chris Singleton, L OBP: 0.301, SLG: 0.371		HR		G3			G6-3			3	0	1	0	0	1	1					
Inning Stats	R: 1 E: 0 K: 0 S: 8	H: 1 LOB: 0 BB: 0 P: 11	R: 4 E: 0 K: 2 S: 19	H: 3 LOB: 1 BB: 2 P: 35	R: 0 E: 0 K: 0 S: 8	H: 1 LOB: 1 BB: 0 P: 14	R: 0 E: 0 K: 0 S: 11	H: 1 LOB: 0 BB: 0 P: 19	R: 0 E: 0 K: 0 S: 4	H: 0 LOB: 0 BB: 0 P: 6	R: 0 E: 0 K: 0 S: 14	H: 1 LOB: 0 BB: 1 P: 22	R: 1 E: 0 K: 0 S: 14	H: 1 LOB: 0 BB: 1 P: 26	R: 0 E: 1 K: 0 S: 6	H: 0 LOB: 1 BB: 0 P: 10	1B: 4 2B: 1 3B: 0 HR: 3	SF: 0 SAC: 0 DP: 2 HBP: 0	WP: 0 PB: 0 SB: 2 CS: 0	PA: 35	
PITCHER	IP	WLS	BF	H	R	ER	SO	BB	IBB	HBP	BLK	WP	HR	S	P	ERA	WHIP				
Mark Hendrickson, L ERA: 5.28	6.0	L	27	7	5	5	2	2	0	0	0	0	0	64	107	7.50	1.500				
Brian Bowles, R ERA: 5.4	2.0		8	1	1	1	0	1	0	0	0	0	1	20	36	4.50	1.000				

AB 32
R 6
H 8
RBI 6
BB 3
SO 2
LOB 10



Batter	1	2	3	4	5	6	7	8	9	AB	R	H	RBI	BB	SO	LOB	TOP			
51 Ichiro Suzuki, L (1, 9) OBP: 0.379, SLG: 0.464	L5			E3	CS			L8		4	0	1	0	0	0	0	Seattle Mariners @ Toronto Blue Jays SkyDome, Toronto, ON Wed Aug 20 2003, 7:05 PM EDT Att: 21,588 - Sunny - 84 F			
Rey Sanchez, R (1, 6) OBP: 0.286, SLG: 0.270	P4			FC5-4 2B	CS			FC6 1B		4	1	2	0	0	0	1				
Bret Boone, R (1, 4) OBP: 0.363, SLG: 0.566	G6-3			2B 1B			F7	FC6 1-2		4	1	1	0	0	0	2				
Edgar Martinez, R (1, 10)		G1-3		1B 2B			F9		G4-3	4	0	1	1	0	0	1				
John Olerud, L (1, 3) OBP: 0.365, SLG: 0.388	F7			2B 1B			F7		G4-3	4	0	1	1	0	0	1				
Mike Cameron, R (1, 8) OBP: 0.351, SLG: 0.468	G6-3			K					K	4	0	0	0	0	2	2				
Randy Winn, S (1, 7) OBP: 0.333, SLG: 0.414			G4-3	G3			F8			3	0	0	0	0	0	2				
Ben Davis, S (1, 2) OBP: 0.314, SLG: 0.405		G6-3		G1-3			G1-3			3	0	0	0	0	0	0				
Jeff Cirillo, R (1, 5) OBP: 0.285, SLG: 0.276		G1-3		G5-3				K		3	0	0	0	0	1	0				
Inning Stats	R: 0 E: 0 K: 0 S: 11	H: 0 LOB: 0 BB: 0 P: 13	R: 0 E: 0 K: 0 S: 8	H: 0 LOB: 0 BB: 0 P: 13	R: 0 E: 0 K: 0 S: 4	H: 0 LOB: 0 BB: 0 P: 5	R: 2 E: 1 K: 1 S: 11	H: 3 LOB: 2 BB: 0 P: 19	R: 0 E: 0 K: 0 S: 10	H: 1 LOB: 1 BB: 0 P: 14	R: 0 E: 0 K: 0 S: 5	H: 0 LOB: 0 BB: 0 P: 9	R: 0 E: 0 K: 1 S: 10	H: 1 LOB: 1 BB: 0 P: 15	R: 0 E: 0 K: 1 S: 8	H: 0 LOB: 0 BB: 0 P: 9	1B: 4 2B: 2 3B: 0 HR: 0	SF: 0 SAC: 0 DP: 0 HBP: 0	WP: 0 PB: 0 SB: 0 CS: 1	PA: 34
PITCHER Josh Towers, R (1, 1) ERA: 4.74	IP: 9.0 WLS: W BF: 33 H: 6 R: 2 ER: 1 SO: 3 BB: 0 IBB: 0 HBP: 0 BLK: 0 WP: 0 HR: 0 S: 75 P: 107 ERA: 1.00 WHIP: 0.667																			

Batter	1	2	3	4	5	6	7	8	9	AB	R	H	RBI	BB	SO	LOB	BOTTOM			
3 Reed Johnson, R (1, 7) OBP: 0.337, SLG: 0.401	K		G4-3				K			3	0	0	0	1	2	1	Seattle Mariners @ Toronto Blue Jays SkyDome, Toronto, ON Wed Aug 20 2003, 7:05 PM EDT Att: 21,588 - Sunny - 84 F			
Eric Hinske, L (1, 5) OBP: 0.318, SLG: 0.426	G1-3			P5	FC3-6 BB		P6			4	1	0	1	0	0	1				
10 Vernon Wells, R (1, 8) OBP: 0.352, SLG: 0.559	F9			F8 1B	HR		HBP			3	1	2	2	0	0	0				
Carlos Delgado, L (1, 3)		F7		BB	HR		HBP			2	0	1	0	2	0	0				
Greg Myers, L (1, 10)		G6-3		BB	BB		G1-3			4	0	0	0	0	0	5				
Mike Bordick, R (1, 6) OBP: 0.328, SLG: 0.385	F9			K			G4-3			4	0	0	0	0	2	2				
Orlando Hudson, S (1, 4) OBP: 0.338, SLG: 0.403			G4-3		FC3-6 1B		HR			4	2	2	1	0	1	0				
Bobby Kielty, S (1, 9) OBP: 0.364, SLG: 0.399				BB	F9		F7			2	0	0	0	2	0	1				
Kevin Cash, R (1, 2) OBP: 0.133, SLG: 0.133		F9		F9	BB		L4			4	1	1	0	0	0	2				
Inning Stats	R: 0 E: 0 K: 1 S: 9	H: 0 LOB: 0 BB: 0 P: 15	R: 0 E: 0 K: 0 S: 5	H: 0 LOB: 0 BB: 0 P: 10	R: 0 E: 0 K: 0 S: 9	H: 0 LOB: 1 BB: 1 P: 16	R: 0 E: 0 K: 1 S: 12	H: 1 LOB: 2 BB: 1 P: 20	R: 4 E: 1 K: 0 S: 14	H: 3 LOB: 1 BB: 2 P: 26	R: 1 E: 0 K: 0 S: 12	H: 1 LOB: 0 BB: 0 P: 20	R: 0 E: 0 K: 1 S: 17	H: 1 LOB: 2 BB: 0 P: 24	R: 0 E: 0 K: 2 S: 10	H: 0 LOB: 1 BB: 1 P: 17	1B: 4 2B: 0 3B: 0 HR: 2	SF: 0 SAC: 0 DP: 0 HBP: 1	WP: 0 PB: 0 SB: 0 CS: 0	PA: 36
PITCHER Gil Meche, R (1, 1) ERA: 3.92 Rafael Soriano, R (7, 1) ERA: 1.22 Arthur Rhodes, L (7, 1) ERA: 4.2 40 Julio Mateo, R (8, 1) ERA: 2.76	IP: 6.0 WLS: L BF: 27 H: 5 R: 5 ER: 5 SO: 2 BB: 4 IBB: 0 HBP: 0 BLK: 0 WP: 0 HR: 2 S: 61 P: 107 ERA: 7.50 WHIP: 1.500																			

AB	33
R	2
H	6
RBI	2
BB	0
SO	3
LOB	9



AB	30
R	5
H	6
RBI	4
BB	5
SO	5
LOB	12



Batter	1	2	3	4	5	6	7	8	9	AB	R	H	RBI	BB	SO	LOB	TOP										
51 Ichiro Suzuki, L (1, 9) OBP: 0.377, SLG: 0.461	G1-4-3		G1-3			G6-3		FC5-4 1B	G3-1	5	0	1	0	0	0	1	Seattle Mariners @ Toronto Blue Jays SkyDome, Toronto, ON Thu Aug 21 2003, 7:05 PM EDT Att: 20,111 - Sunny - 86 F										
Rey Sanchez, R (1, 6) OBP: 0.281, SLG: 0.266	G6-3		F9			G3		FC5-4 1B BB		4	1	0	0	0	0	1											
Bret Boone, R (1, 4) OBP: 0.364, SLG: 0.565					G6-3			BB 1B		3	0	1	0	1	0	0											
Edgar Martinez, R (1, 10) OBP: 0.417, SLG: 0.531 Chad Meyers, R (8, PR)					F9			BB BB		3	0	0	0	1	1	1											
John Olerud, L (1, 3) OBP: 0.364, SLG: 0.385					G6-3			BB		3	0	0	1	1	1	0											
Mike Cameron, R (1, 8) OBP: 0.350, SLG: 0.468					G1-3			BB		4	0	1	0	0	1	3											
Randy Winn, S (1, 7) OBP: 0.335, SLG: 0.414					G4-3			HR 1B		3	1	1	0	1	0	1											
Dan Wilson, R (1, 2) OBP: 0.291, SLG: 0.362 John Mabry, L (9, PH) OBP: 0.319, SLG: 0.342					G6-3			HR 1B		3	1	2	2	0	0	1											
Jeff Cirillo, R (1, 5) OBP: 0.282, SLG: 0.272 Ben Davis, S (9, PH) OBP: 0.317, SLG: 0.408					F9			P5 1B		3	0	0	0	0	0	1											
										1	0	1	0	0	0	0											
Inning Stats	R: 0 E: 0 K: 1 S: 14	H: 0 LOB: 1 BB: 1 P: 22	R: 0 E: 0 K: 1 S: 10	H: 1 LOB: 1 BB: 0 P: 15	R: 0 E: 0 K: 0 S: 9	H: 0 LOB: 0 BB: 0 P: 14	R: 0 E: 0 K: 0 S: 10	H: 0 LOB: 0 BB: 0 P: 14	R: 0 E: 0 K: 0 S: 4	H: 0 LOB: 0 BB: 0 P: 8	R: 0 E: 0 K: 0 S: 5	H: 0 LOB: 0 BB: 0 P: 8	R: 3 E: 0 K: 1 S: 21	H: 4 LOB: 2 BB: 2 P: 41	R: 0 E: 0 K: 0 S: 6	H: 1 LOB: 1 BB: 1 P: 11	1B: 5 2B: 1 3B: 0 HR: 1	SF: 0 SAC: 0 DP: 1 HBP: 0	WP: 0 PB: 0 SB: 0 CS: 0	PA: 37							
PITCHER	IP	WLS	BF	H	R	ER	SO	BB	IBB	HBP	BLK	WP	HR	S	P	ERA	WHIP										
Mark Hendrickson, L (1, 1) ERA: 5.14	7.0	W	26	4	2	2	2	1	0	0	0	0	1	66	102	2.57	0.714										
Aquilino Lopez, R (8, 1) ERA: 3.92	0.2	H	5	2	0	0	0	1	0	0	0	0	0	11	23	0.00	4.500										
Trever Miller, L (8, 1) ERA: 4.29	0.1	H	3	0	1	1	1	2	0	0	0	0	0	7	17	27.00	6.000										
Dan Reichert, R (9, 1) ERA: 5.87	1.0		3	1	0	0	0	0	0	0	0	0	0	4	5	0.00	1.000										

Batter	1	2	3	4	5	6	7	8	9	AB	R	H	RBI	BB	SO	LOB	BOTTOM										
3 Reed Johnson, R (1, 7) OBP: 0.334, SLG: 0.395	L1		L5			P5		10 1B BB FC3-6		4	1	0	0	1	0	2	Seattle Mariners @ Toronto Blue Jays SkyDome, Toronto, ON Thu Aug 21 2003, 7:05 PM EDT Att: 20,111 - Sunny - 86 F										
Eric Hinske, L (1, 5) OBP: 0.345, SLG: 0.430	P6		F7					10 1B BB E		4	2	2	0	1	0	1											
10 Vernon Wells, R (1, 8) OBP: 0.353, SLG: 0.558	G6-3					F8		2B 1B		5	1	2	0	0	1	2											
Carlos Delgado, L (1, 3) OBP: 0.430, SLG: 0.597								2B 1B FC3-6		3	2	1	1	2	0	3											
Bobby Kielty, S (1, 9) OBP: 0.367, SLG: 0.408								2B 1B FC4		5	0	3	2	0	1	3											
Josh Phelps, R (1, 10) OBP: 0.345, SLG: 0.428 Greg Myers, L (7, PH) OBP: 0.383, SLG: 0.498								FC4 2B		2	0	1	1	1	0	0											
Chris Woodward, R (1, 6) OBP: 0.316, SLG: 0.495								F9		1	0	0	1	0	0	1											
Dave Berg, R (1, 4) OBP: 0.308, SLG: 0.413										3	0	1	0	1	1	4											
Kevin Cash, R (1, 2) OBP: 0.158, SLG: 0.118										2	0	0	1	1	0	3											
Inning Stats	R: 0 E: 0 K: 0 S: 6	H: 2 LOB: 1 BB: 1 P: 9	R: 1 E: 0 K: 0 S: 9	H: 2 LOB: 1 BB: 1 P: 17	R: 0 E: 0 K: 1 S: 12	H: 2 LOB: 2 BB: 2 P: 20	R: 1 E: 0 K: 0 S: 9	H: 2 LOB: 2 BB: 1 P: 17	R: 1 E: 0 K: 0 S: 13	H: 2 LOB: 1 BB: 0 P: 18	R: 2 E: 0 K: 2 S: 18	H: 3 LOB: 2 BB: 0 P: 27	R: 2 E: 1 K: 0 S: 17	H: 1 LOB: 1 BB: 2 P: 31	1B: 6 2B: 5 3B: 0 HR: 0	SF: 1 SAC: 0 DP: 2 HBP: 0	WP: 0 PB: 0 SB: 0 CS: 0	PA: 41									
PITCHER	IP	WLS	BF	H	R	ER	SO	BB	IBB	HBP	BLK	WP	HR	S	P	ERA	WHIP										
Jamie Moyer, L (1, 1) ERA: 3.75	6.0	L	30	9	5	5	2	4	0	0	0	0	0	61	102	7.50	2.167										
Rafael Soriano, R (7, 1) ERA: 1.18	1.0		5	1	0	0	2	0	0	0	0	0	0	15	23	0.00	1.000										
Kazuhiro Sasaki, R (8, 1) ERA: 4.3	0.1		3	0	2	1	0	2	0	0	0	0	0	7	15	27.00	6.000										
Armando Benitez, R (8, 1) ERA: 2.91	0.2		3	1	0	0	0	0	0	0	0	0	0	10	16	0.00	1.500										

Batter	1	2	3	4	5	6	7	8	9	AB	R	H	RBI	BB	SO	LOB	TOP										
Terrence Long, L (1, 7) OBP: 0.290, SLG: 0.398 Frank Menechino, R (9, PH) OBP: 0.378, SLG: 0.323 Billy McMillon, L (9, PH) OBP: 0.350, SLG: 0.376	G4-3		K		G1-6-3		G4-3		G4-6-3	4	0	0	0	0	1	1											
Jose Guillen, R (1, 9) OBP: 0.389, SLG: 0.597	K		K					HBP		4	0	2	0	0	2	0											
3 Eric Chavez, L (1, 5) OBP: 0.344, SLG: 0.501										4	1	2	0	0	1	2											
Miguel Tejada, R (1, 6) OBP: 0.312, SLG: 0.439	G1-3									3	2	2	1	1	0	1											
Erubiel Durazo, L (1, 10) OBP: 0.380, SLG: 0.436			K		G3			HBP		4	0	0	1	0	3	3											
Ramon Hernandez, R (1, 2) OBP: 0.319, SLG: 0.453							F7			3	0	2	1	0	0	0											
Scott Hatteberg, L (1, 3) OBP: 0.334, SLG: 0.378 Eric Byrnes, R (8, PH) OBP: 0.334, SLG: 0.473 17 Adam Melhuse, S (8, 3) OBP: 0.293, SLG: 0.463			K		G4-3					3	0	0	0	0	2	2											
Mark Ellis, R (1, 4) OBP: 0.321, SLG: 0.364			K		G3-1					4	0	0	0	0	2	2											
Chris Singleton, L (1, 8) OBP: 0.305, SLG: 0.367					G1-3					3	0	1	0	1	0	0											
Inning Stats	R: 0 E: 0 K: 1 S: 14	H: 1 LOB: 1 BB: 0 P: 23	R: 0 E: 0 K: 3 S: 15	H: 1 LOB: 1 BB: 0 P: 22	R: 0 E: 0 K: 2 S: 9	H: 0 LOB: 0 BB: 0 P: 11	R: 2 E: 0 K: 0 S: 14	H: 3 LOB: 1 BB: 0 P: 20	R: 0 E: 0 K: 0 S: 15	H: 2 LOB: 1 BB: 0 P: 21	R: 1 E: 0 K: 2 S: 15	H: 1 LOB: 0 BB: 0 P: 22	R: 0 E: 0 K: 0 S: 8	H: 0 LOB: 0 BB: 0 P: 10	R: 0 E: 0 K: 2 S: 13	H: 1 LOB: 3 BB: 1 P: 24	R: 0 E: 0 K: 1 S: 8	H: 0 LOB: 0 BB: 1 P: 15	1B: 3 2B: 4 3B: 1 HR: 1	SF: 0 SAC: 0 DP: 2 HBP: 1	WP: 0 PB: 0 SB: 0 CS: 0	PA: 37					
PITCHER	IP	WLS	BF	H	R	ER	SO	BB	IBB	HBP	BLK	WP	HR	S	P	ERA	WHIP										
32 Roy Halladay, R (1, 1) ERA: 3.55	6.0	W	25	8	3	3	8	0	0	0	0	0	1	82	119	4.50	1.333										
Jason Kershner, L (7, 1) ERA: 4.39	1.2	H	7	1	0	0	2	1	0	0	0	0	0	18	29	0.00	1.200										
Cliff Politte, R (8, 1) ERA: 5.53	0.0		1	0	0	0	0	0	0	1	0	0	0	1	2	∞	∞										
Trever Miller, L (8, 1) ERA: 4.22	0.2	H	3	0	0	0	1	1	0	0	0	0	0	6	12	0.00	1.500										
Aquilino Lopez, R (9, 1) ERA: 3.89	0.2	S	1	0	0	0	0	0	0	0	0	0	0	4	6	0.00	0.000										

Oakland Athletics @ Toronto Blue Jays
SkyDome, Toronto, ON
Fri Aug 22 2003, 7:05 PM EDT
Att: 22,050 - Sunny - 79 F

AB 34
R 3
H 9
RBI 3
BB 2
SO 11
LOB 15

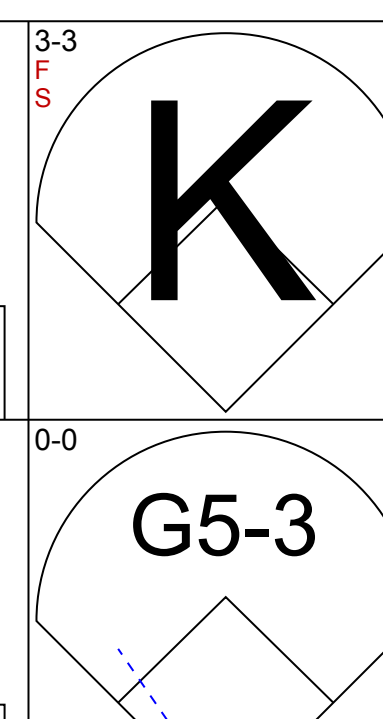
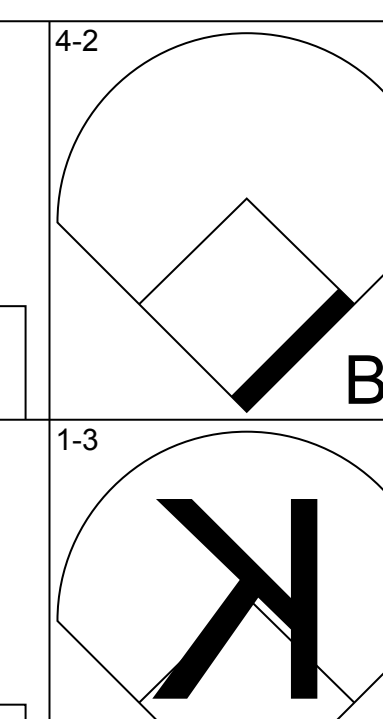
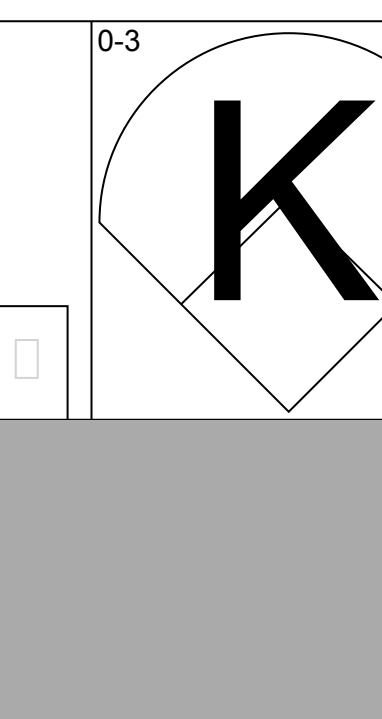
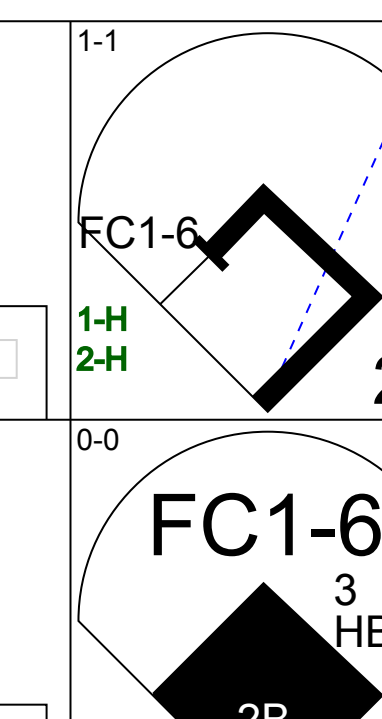
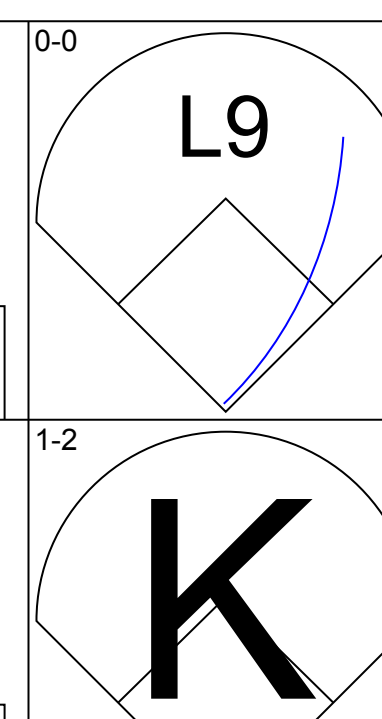
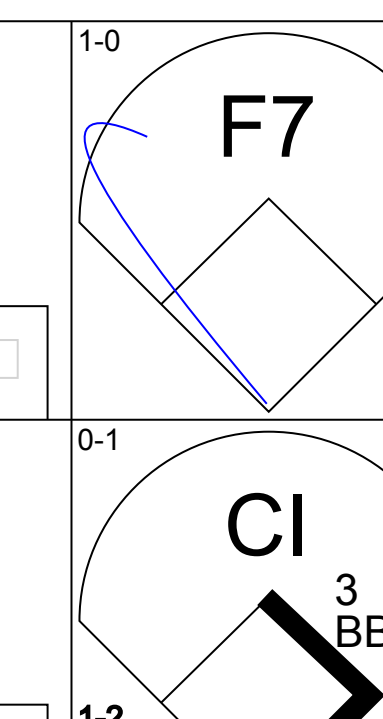
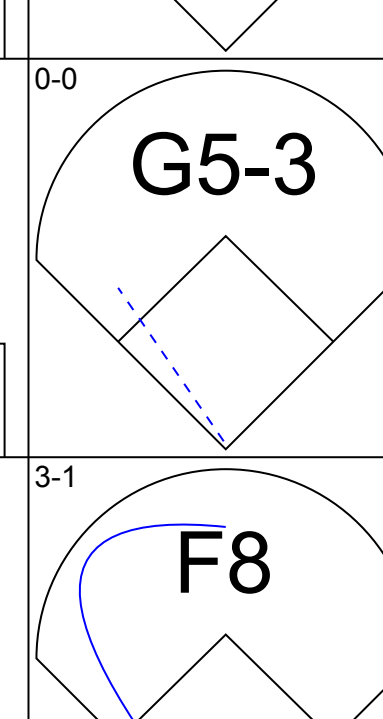
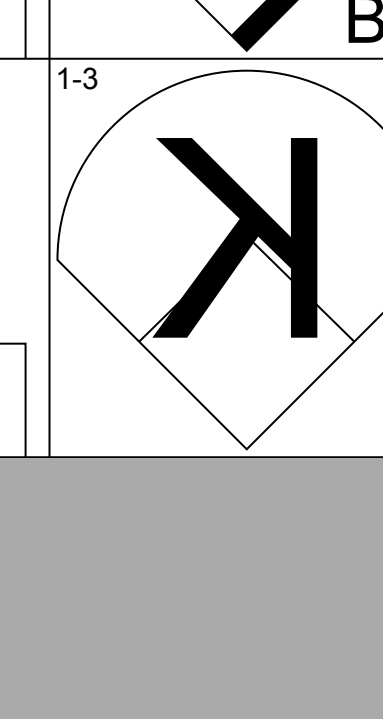
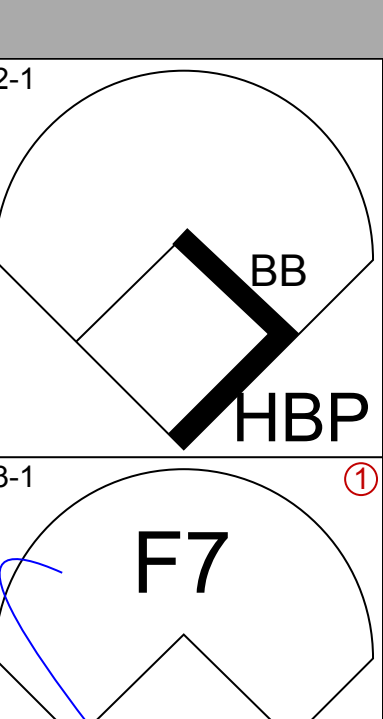
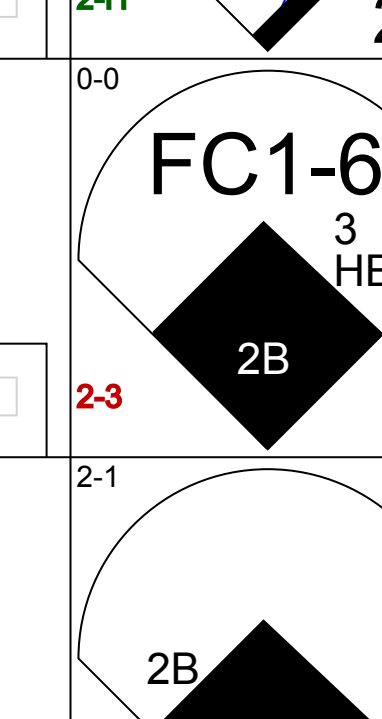
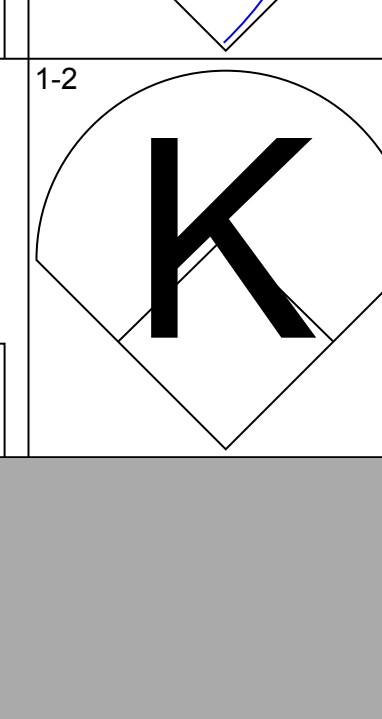
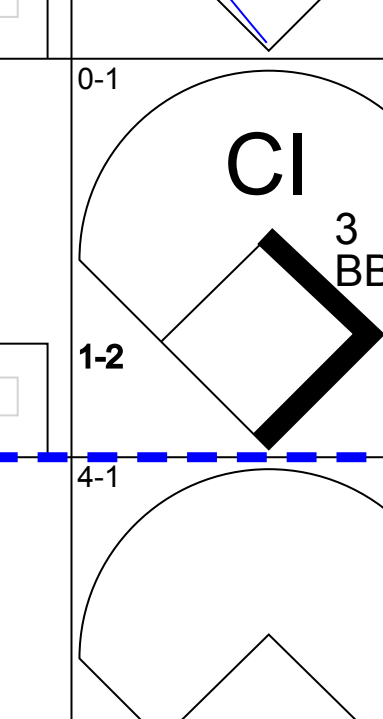
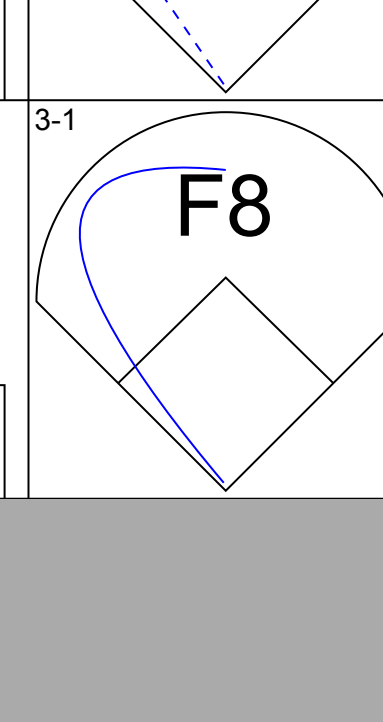
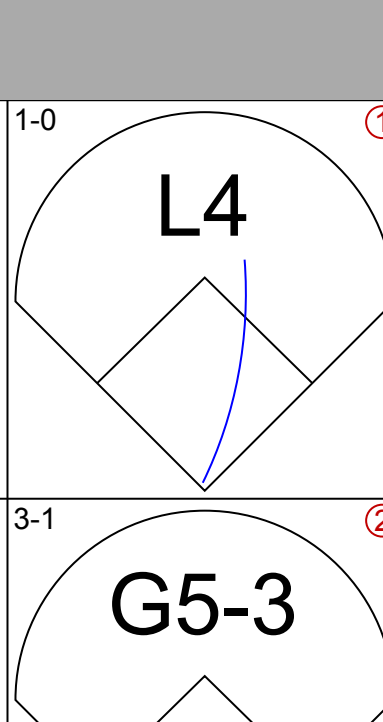
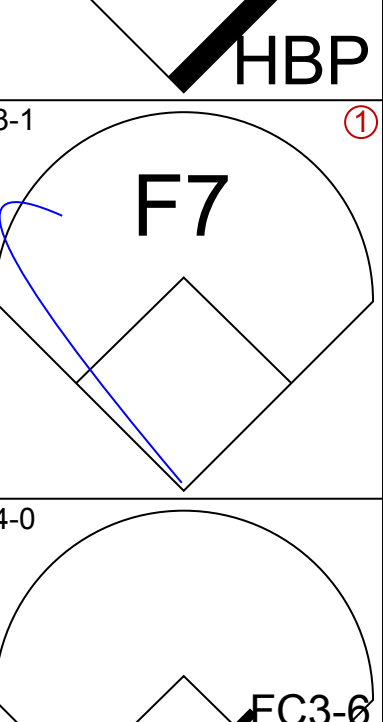
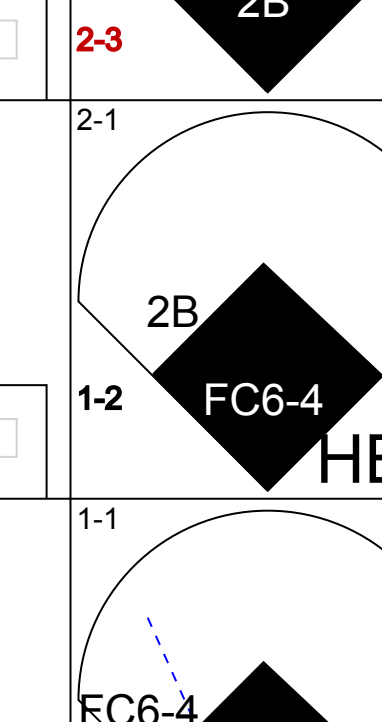
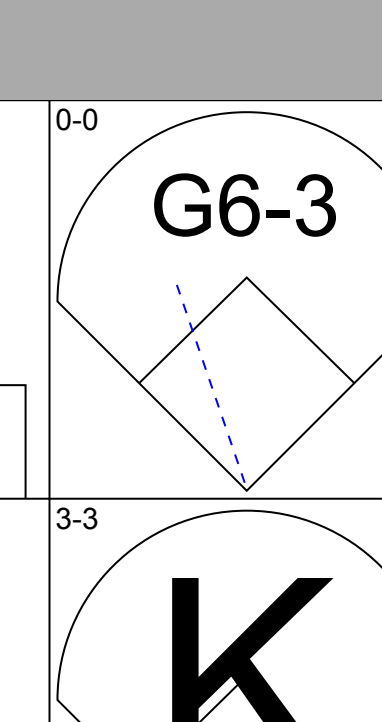
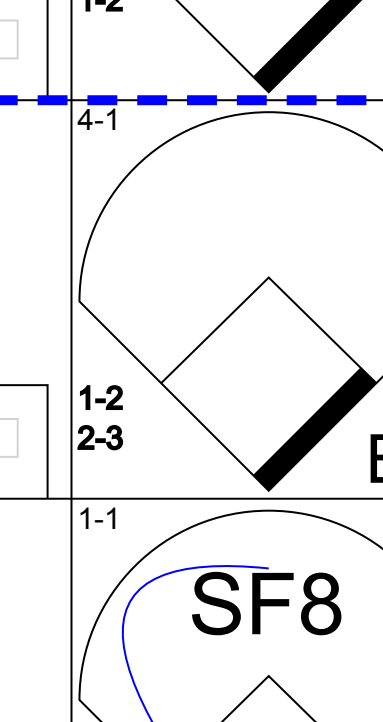
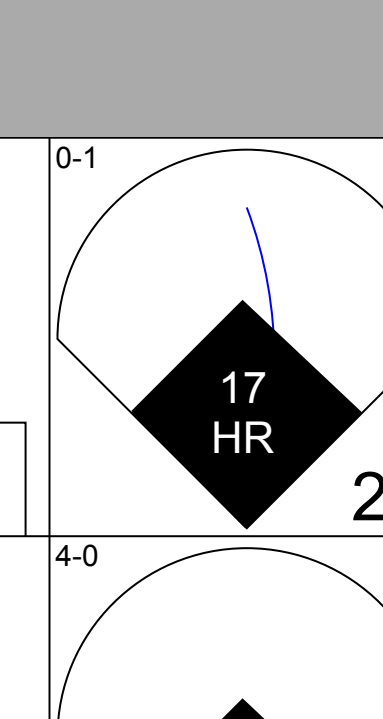
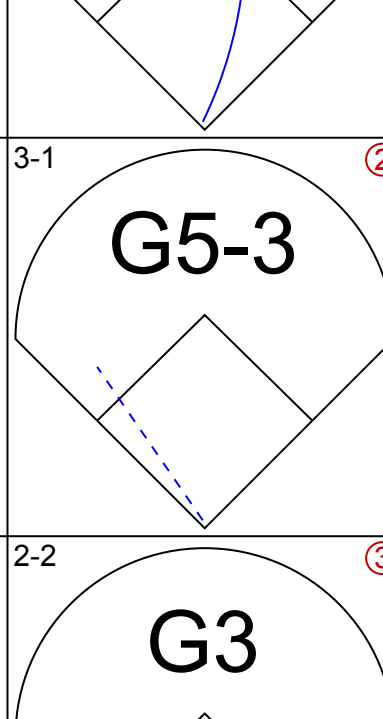
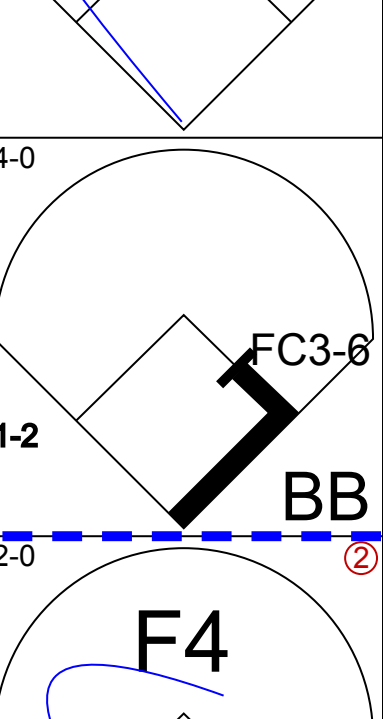
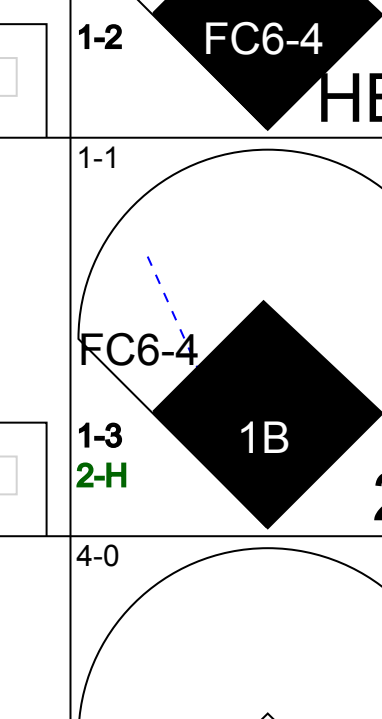
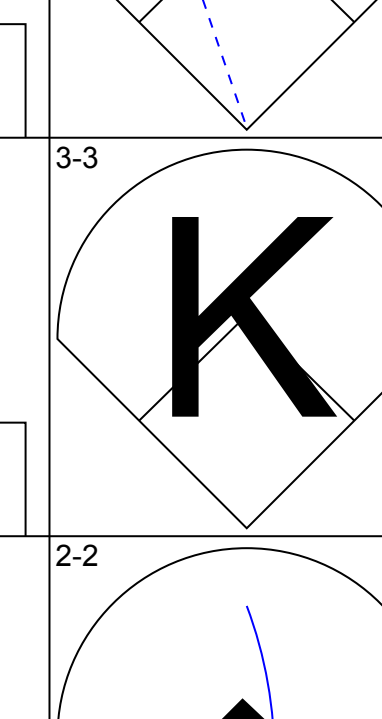
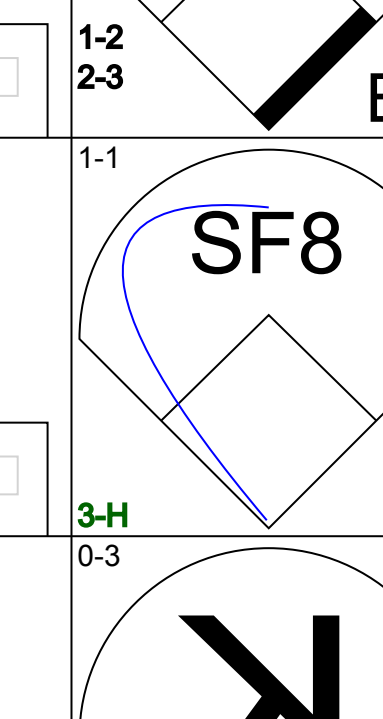
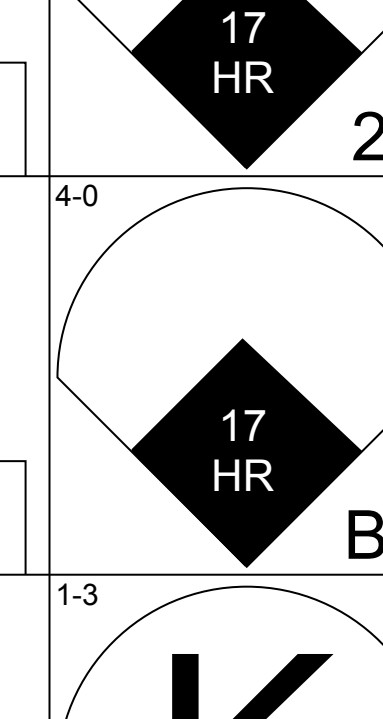
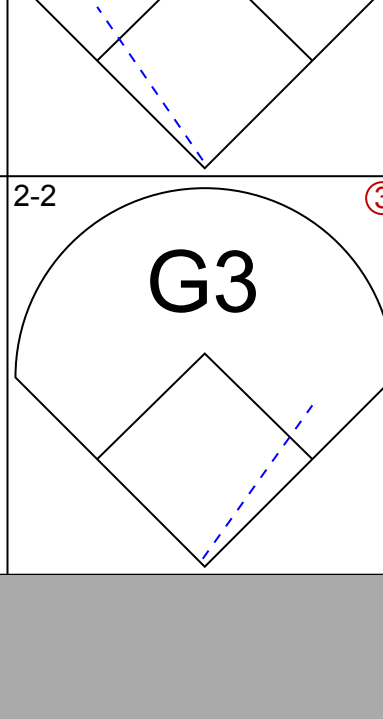
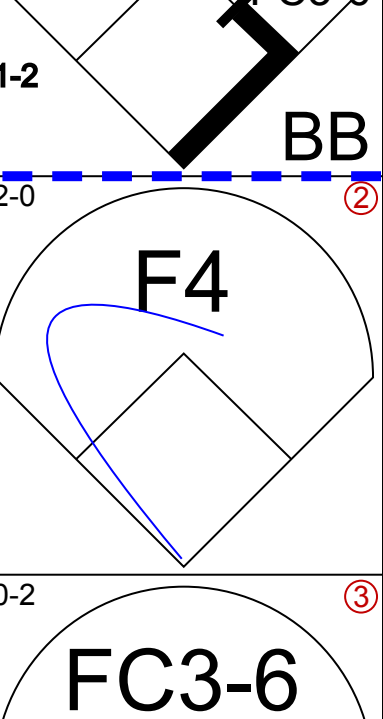
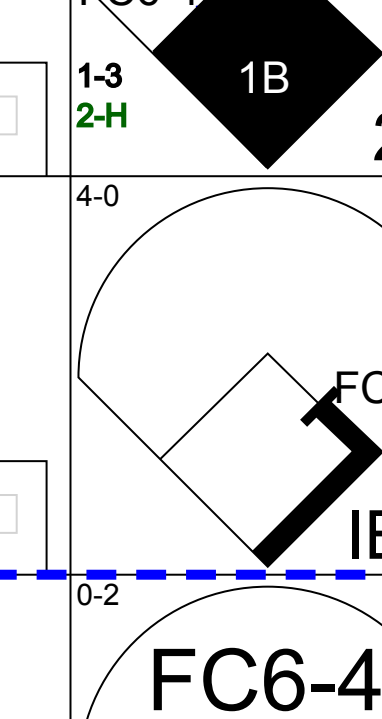
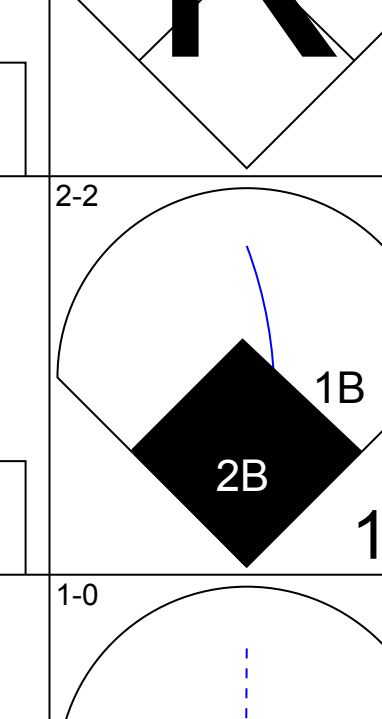
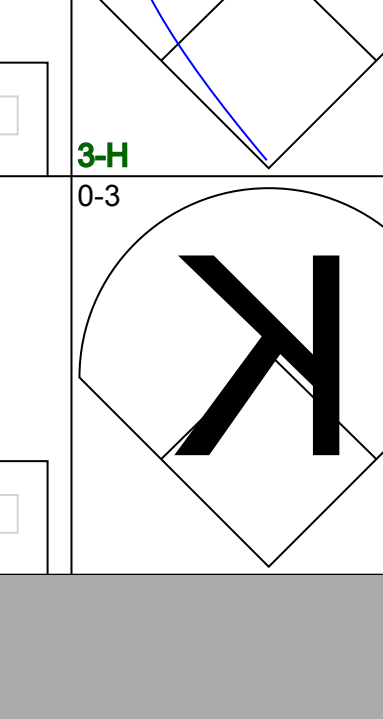

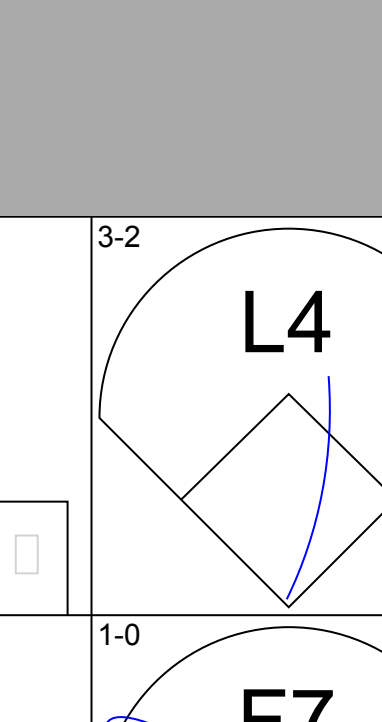
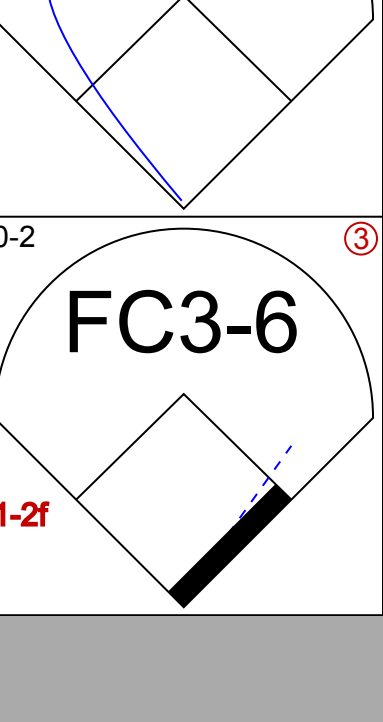
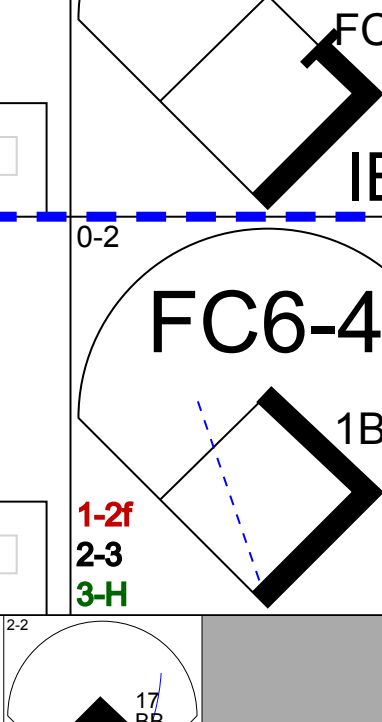
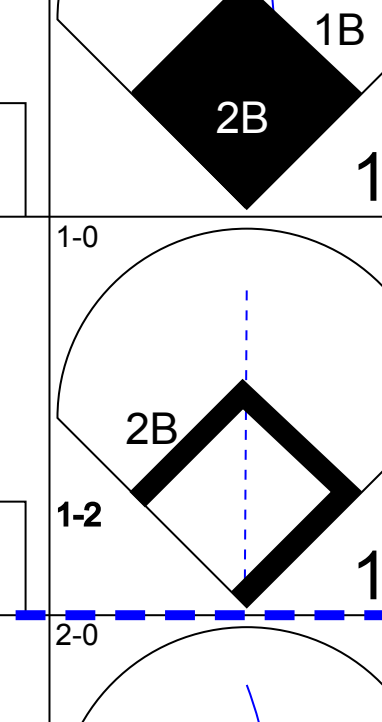
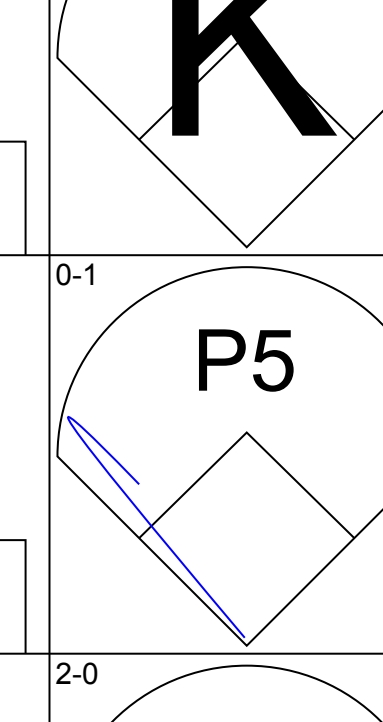
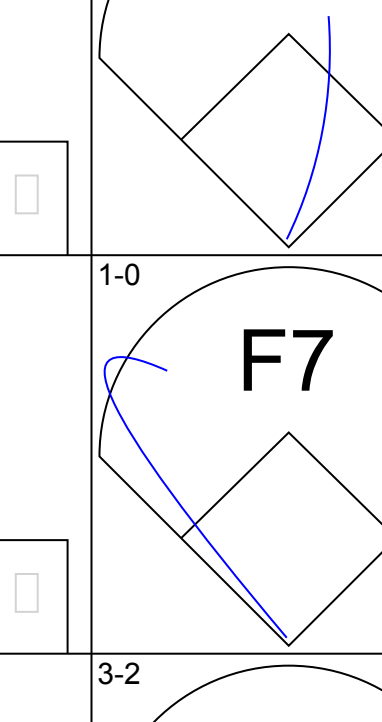
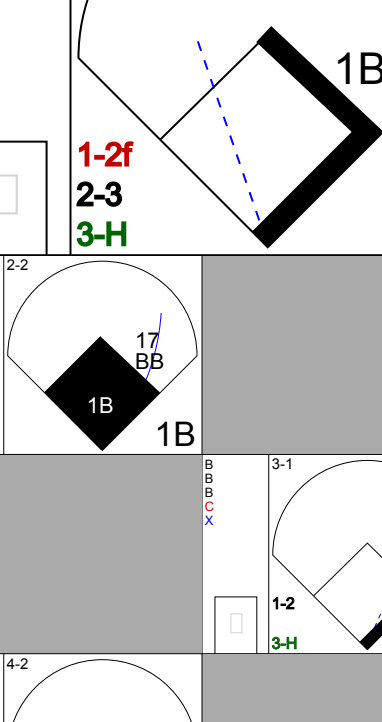
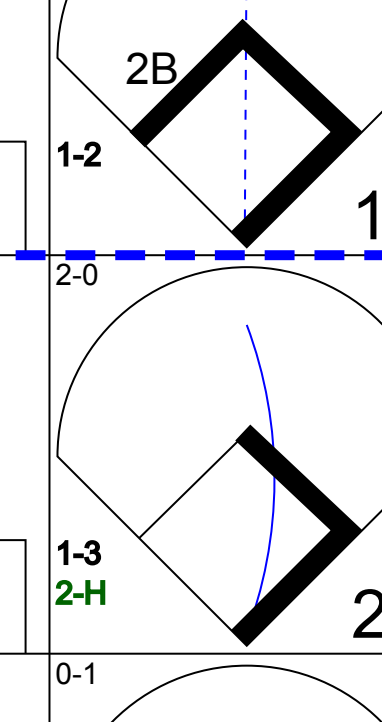
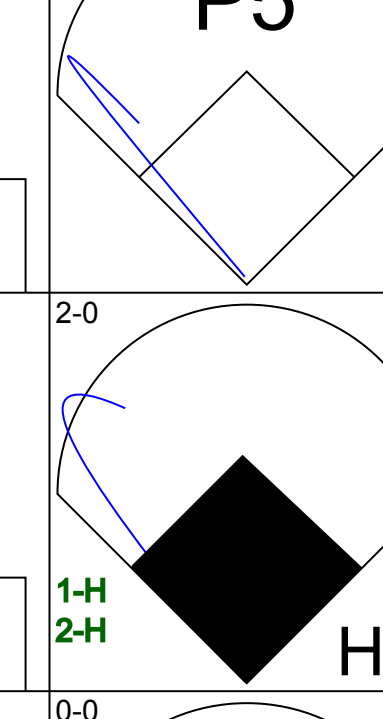
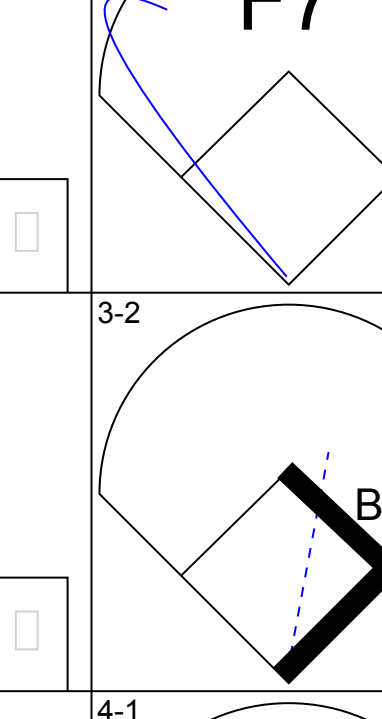
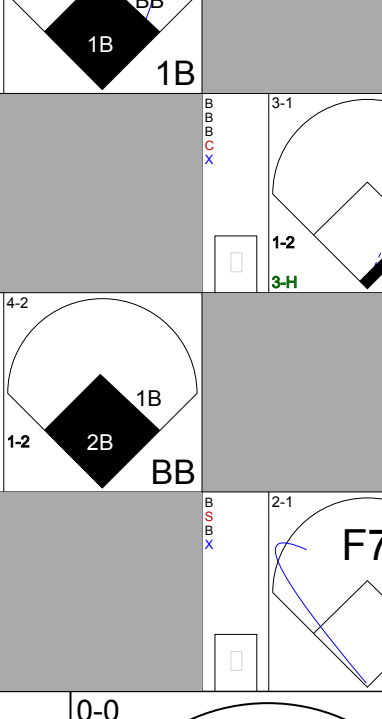
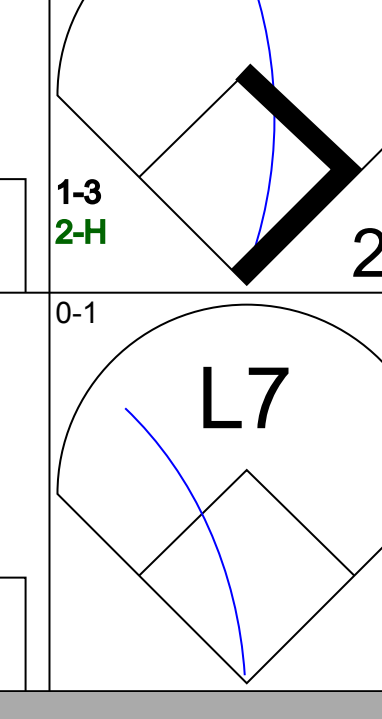
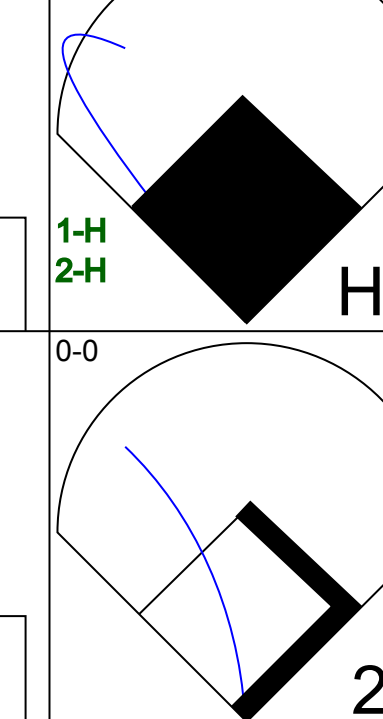
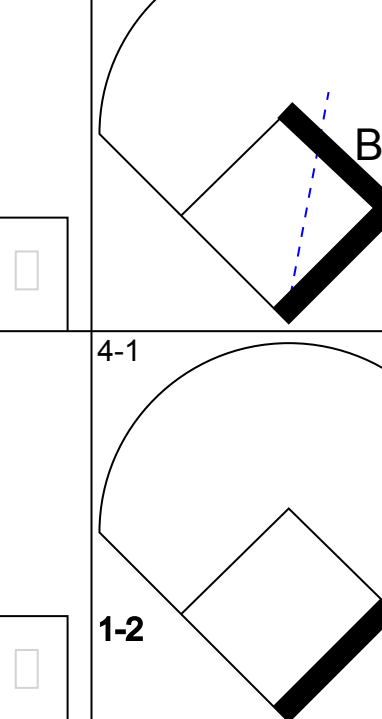
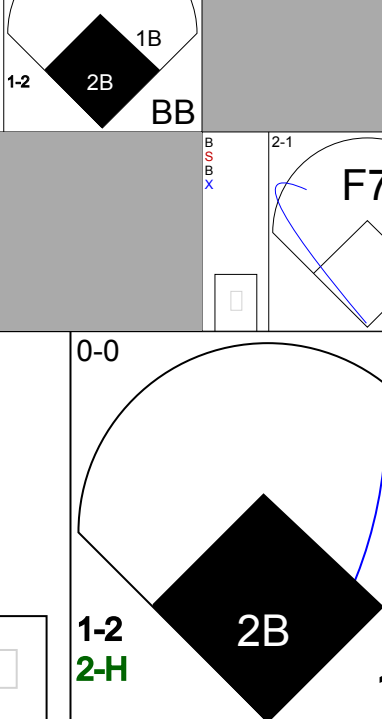
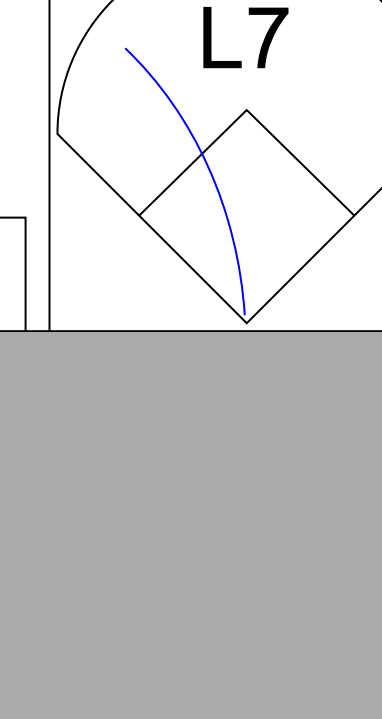
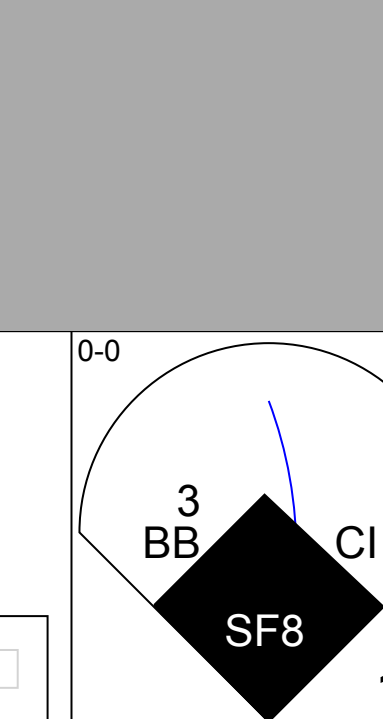


Batter	1	2	3	4	5	6	7	8	9	AB	R	H	RBI	BB	SO	LOB	BOTTOM										
3 Reed Johnson, R (1, 7) OBP: 0.339, SLG: 0.397	F7									4	2	2	0	1	0	0											
Dave Berg, R (1, 5) OBP: 0.316, SLG: 0.410 Eric Hinske, L (7, PH) OBP: 0.323, SLG: 0.433										1	0	0	0	2	0	0											
10 Vernon Wells, R (1, 8) OBP: 0.355, SLG: 0.580										2	0	1	1	0	1	0											
10 Vernon Wells, R (1, 8) OBP: 0.355, SLG: 0.580										5	1	3	1	0	0	2											
Carlos Delgado, L (1, 3) OBP: 0.432, SLG: 0.599										2	1	1	1	2	1	1											
Tom Wilson, R (1, 10) OBP: 0.341, SLG: 0.414 Frank Catalanotto, L (7, PH) OBP: 0.334, SLG: 0.444 Josh Phelps, R (7, PH) OBP: 0.344, SLG: 0.427										2	1	0	0	1	0	3											
Bobby Kielty, S (1, 9) OBP: 0.365, SLG: 0.407										3	1	1	1	1	0	0											
Chris Woodward, R (1, 6) OBP: 0.315, SLG: 0.493										4	0	1	1	0	0	3											
Orlando Hudson, S (1, 4) OBP: 0.335, SLG: 0.398										4	0	0	0	0	2	2											
Kevin Cash, R (1, 2) OBP: 0.174, SLG: 0.143										4	0	1	1	0	0	0											
Inning Stats	R: 0 E: 0 K: 1 S: 10	H: 0 LOB: 1 BB: 1 P: 19	R: 0 E: 0 K: 0 S: 8	H: 0 LOB: 0 BB: 0 P: 16	R: 1 E: 0 K: 0 S: 12	H: 2 LOB: 3 BB: 2 P: 25	R: 0 E: 0 K: 1 S: 10	H: 0 LOB: 0 BB: 0 P: 15	R: 0 E: 0 K: 0 S: 8	H: 0 LOB: 0 BB: 0 P: 15	R: 4 E: 0 K: 1 S: 20	H: 6 LOB: 2 BB: 1 P: 34	R: 0 E: 0 K: 1 S: 13	H: 1 LOB: 3 BB: 2 P: 26	R: 1 E: 0 K: 0 S: 14	H: 1 LOB: 1 BB: 1 P: 25	1B: 7 2B: 3 3B: 0 HR: 0	SF: 0 SAC: 0 DP: 0 HBP: 0	WP: 2 PB: 1 SB: 0 CS: 2	PA: 39							
PITCHER	IP	WLS	BF	H	R	ER	SO	BB	IBB	HBP	BLK	WP	HR	S	P	ERA	WHIP										
Barry Zito, L (1, 1) ERA: 3.38	5.1	L	26	6	5	5	3	3	1	0	0	0	0	63	118	8.44	1.688										
Chad Bradford, R (6, 1) ERA: 3.23	1.0		5	3	0	0	1	1	0	0	0	0	0	12	19	0.00	4.000										
Ricardo Rincon, L (7, 1) ERA: 3.43	0.1		1	0	0	0	0	0	0	0	0	0	0	3	5	0.00	0.000										
Chad Harville, R (7, 1) ERA: 3.38	1.1		7	1	1	1	0	2	0	0	0	1	0	17	33	6.75	2.250										

Oakland Athletics @ Toronto Blue Jays
SkyDome, Toronto, ON
Fri Aug 22 2003, 7:05 PM EDT
Att: 22,050 - Sunny - 79 F

AB 32
R 6
H 10
RBI 6
BB 7
SO 4
LOB 13

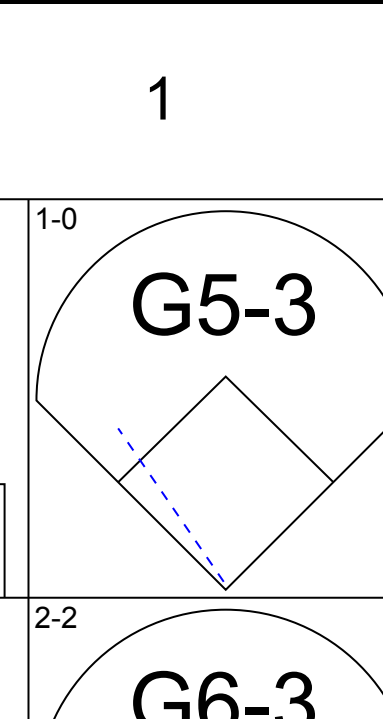
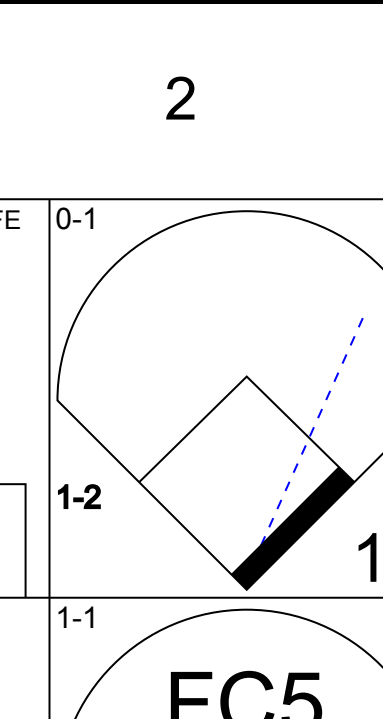
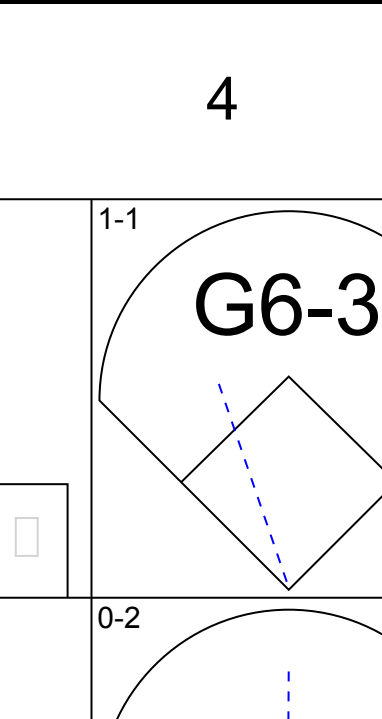
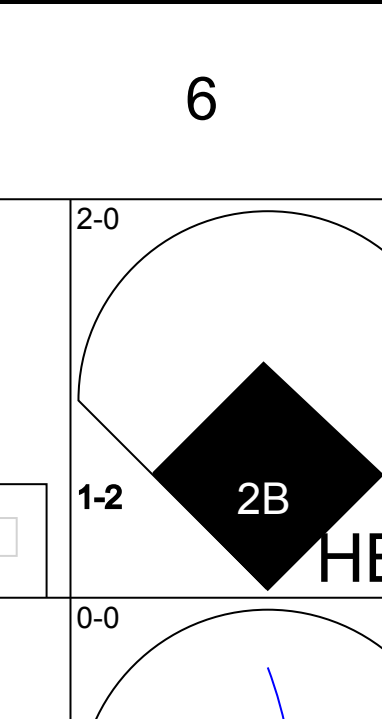
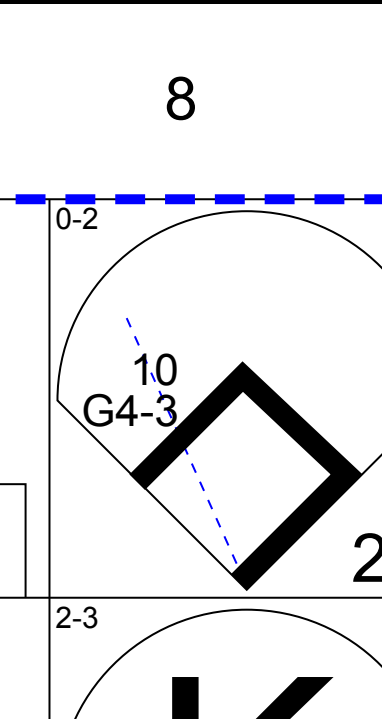
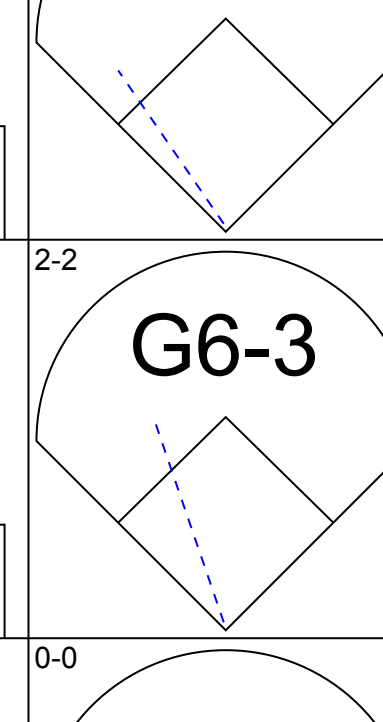
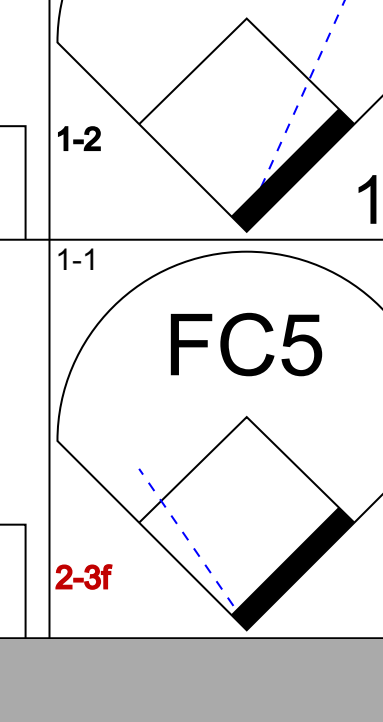
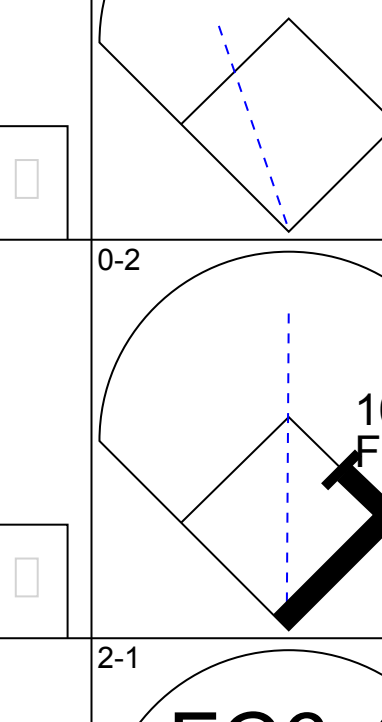
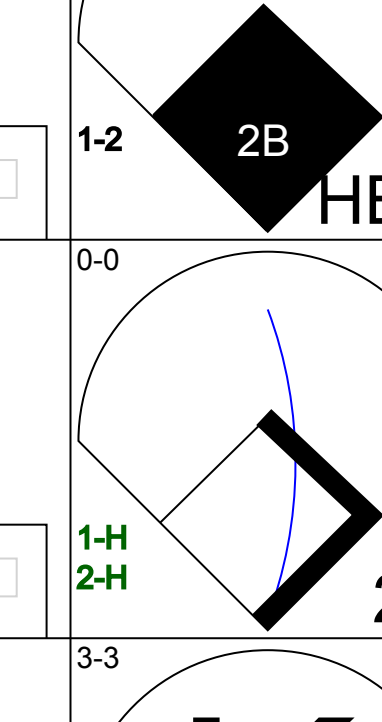
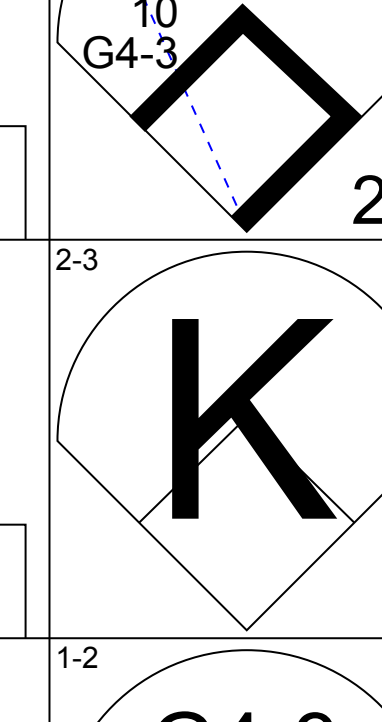
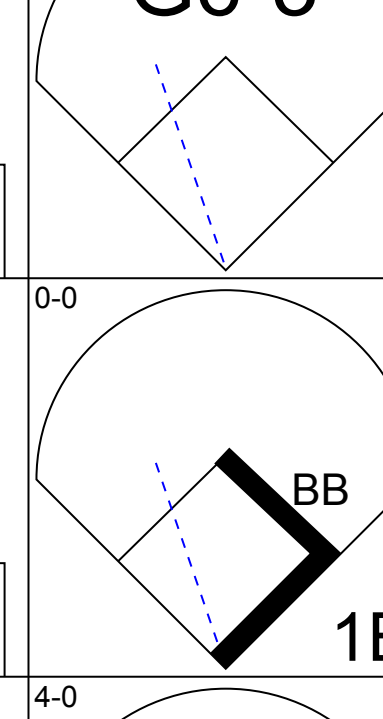
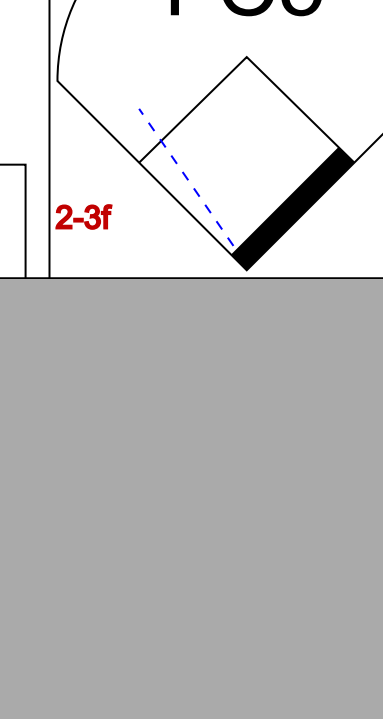
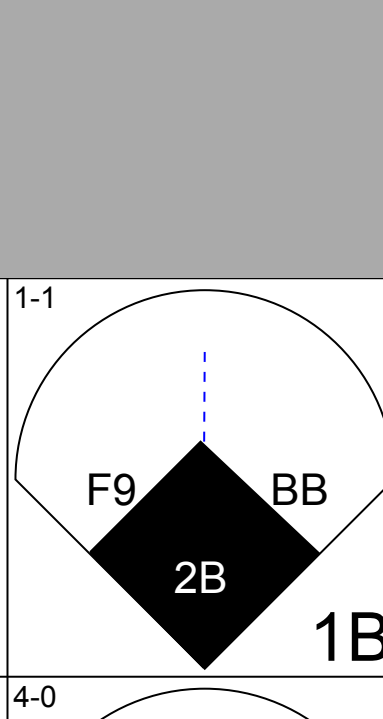
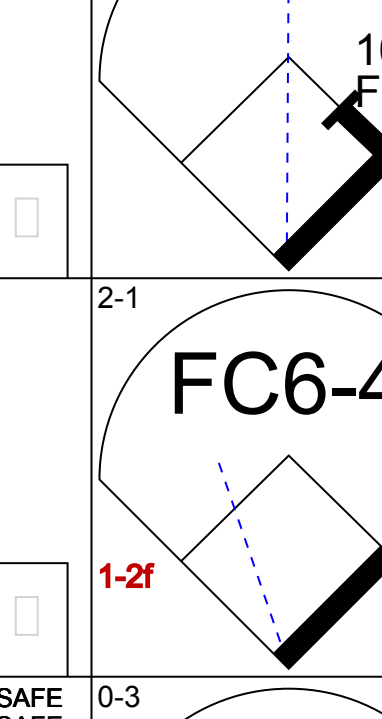
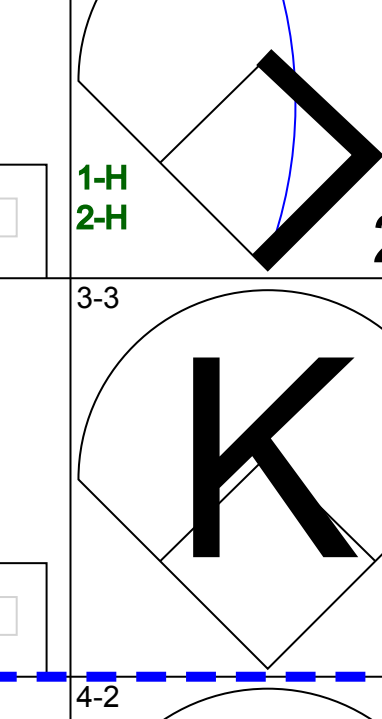
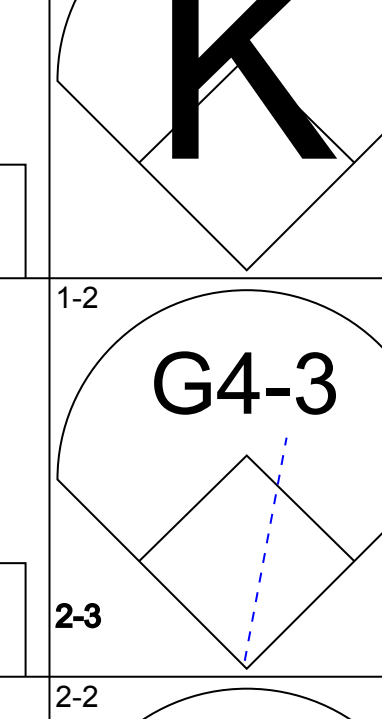
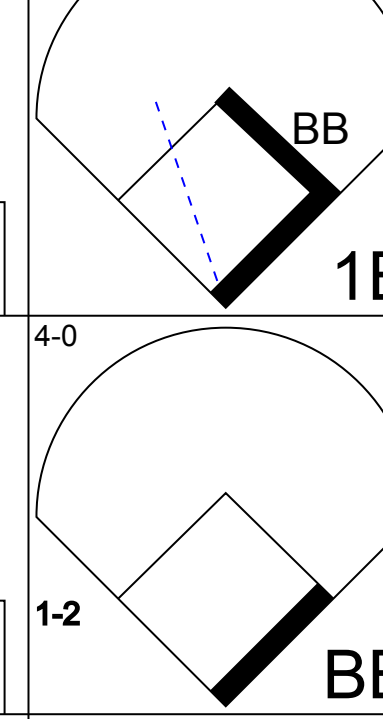

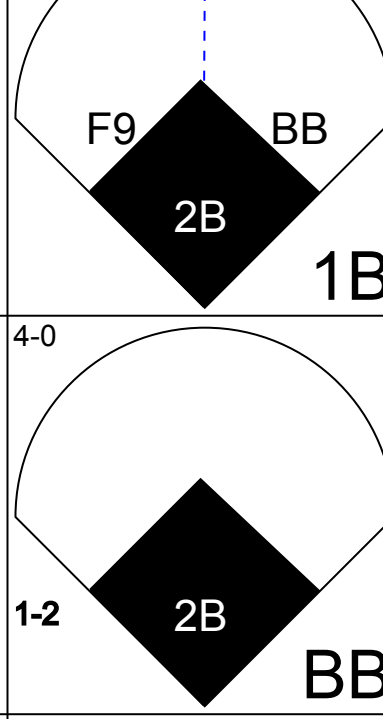
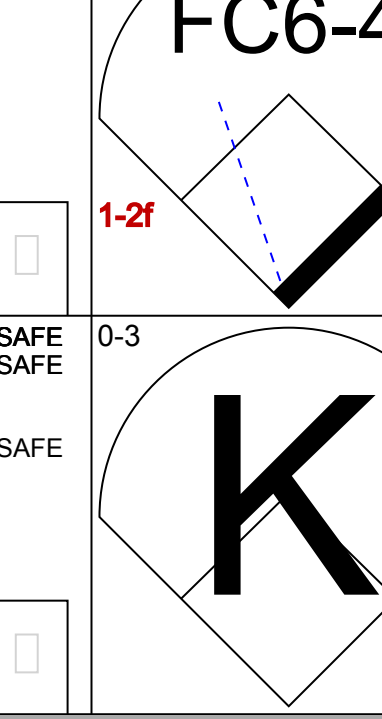
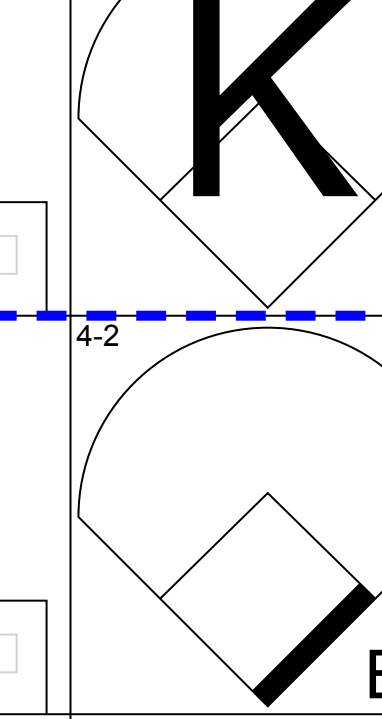
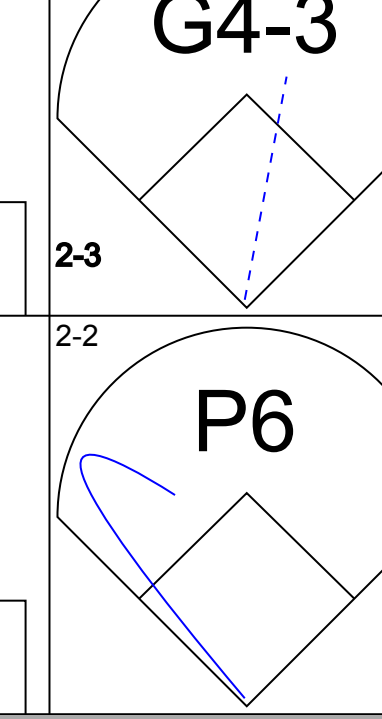
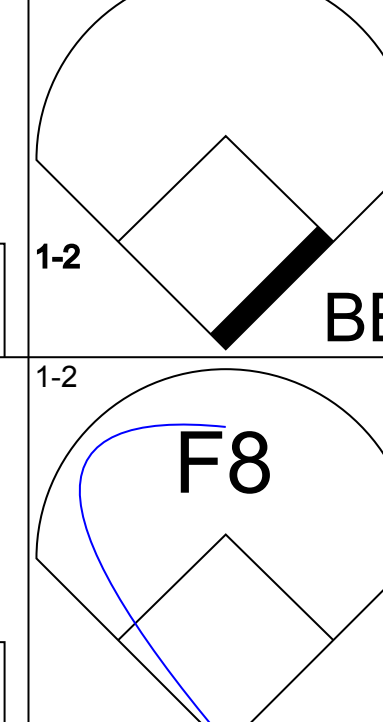
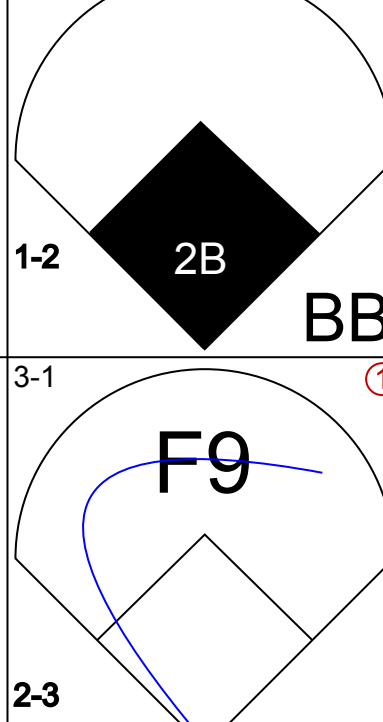
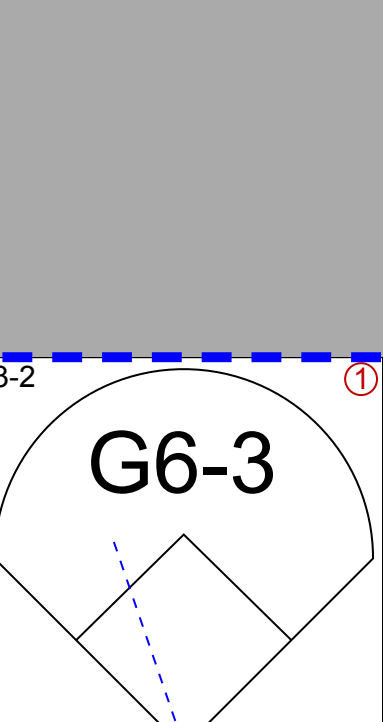
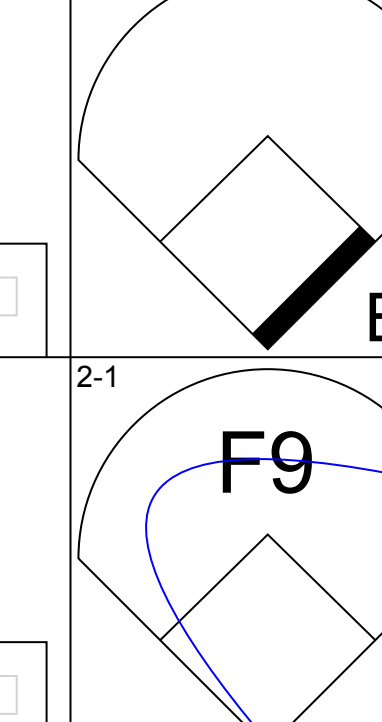
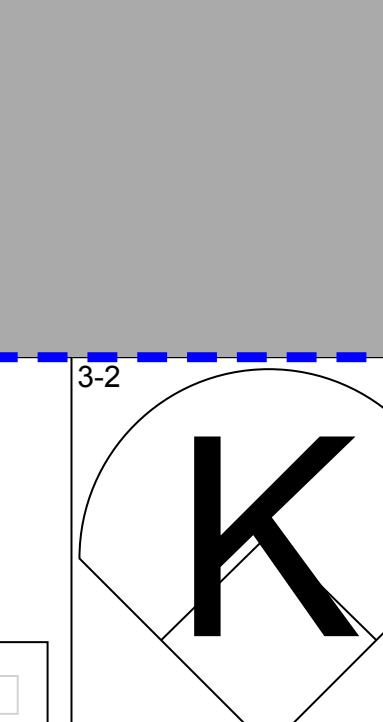
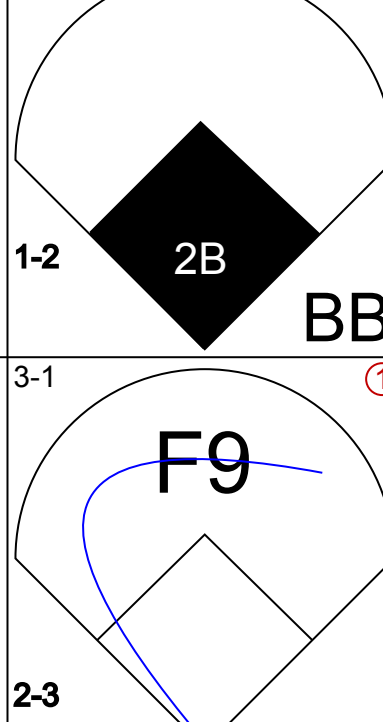
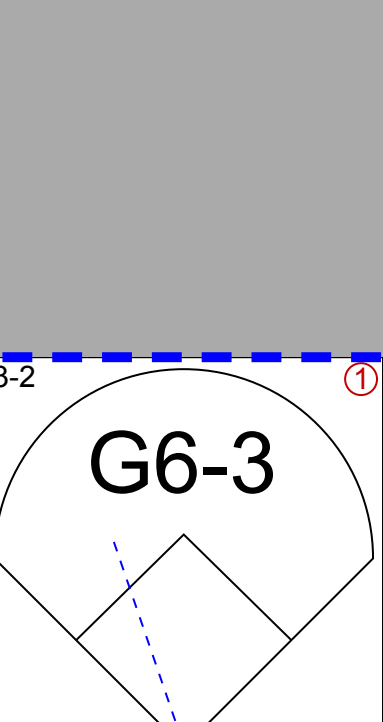
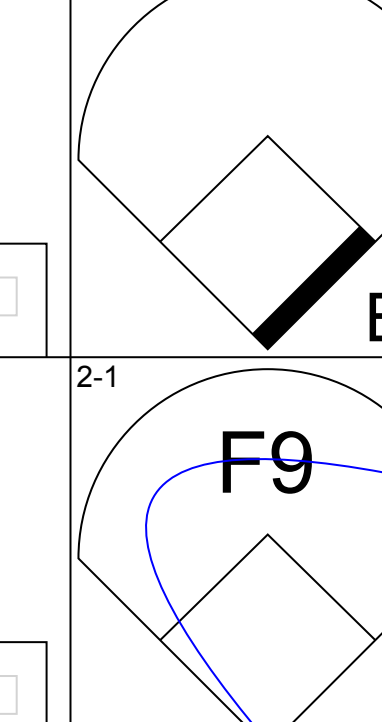
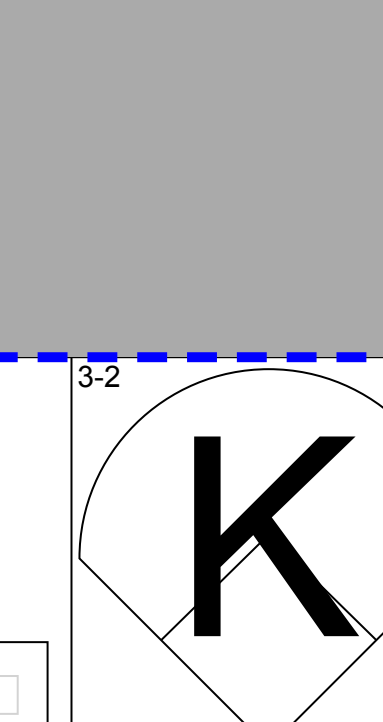
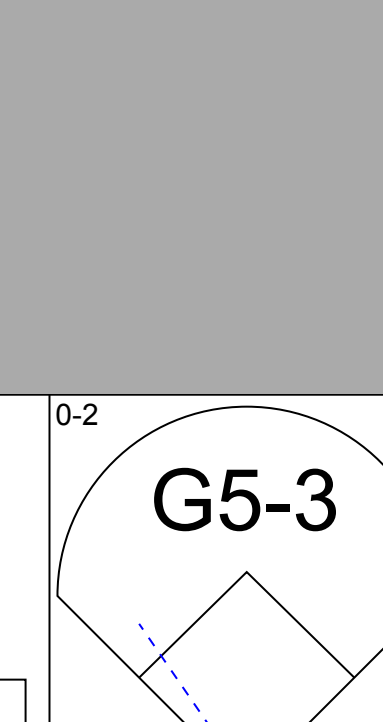
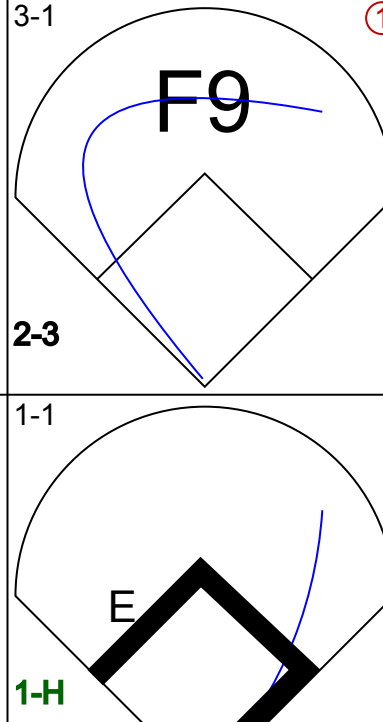


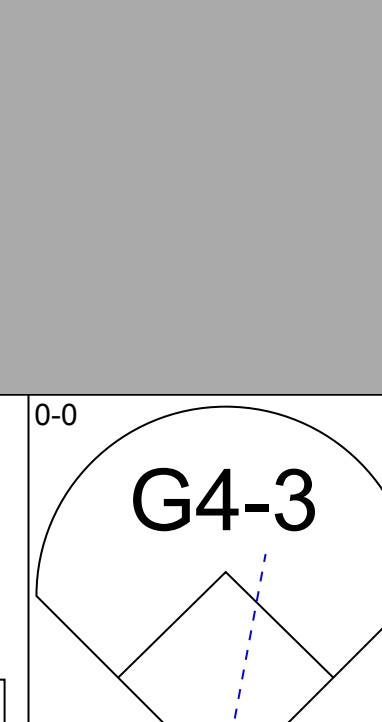
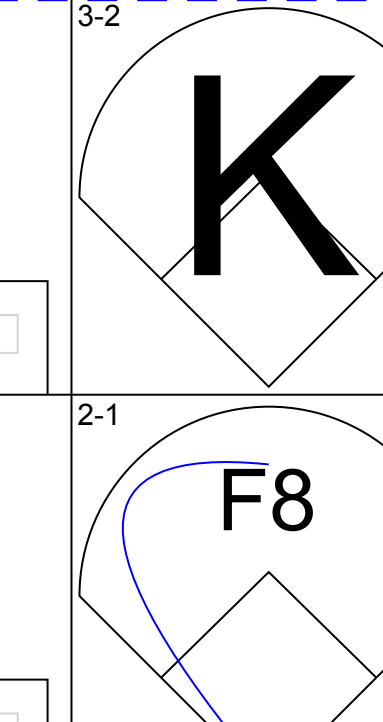
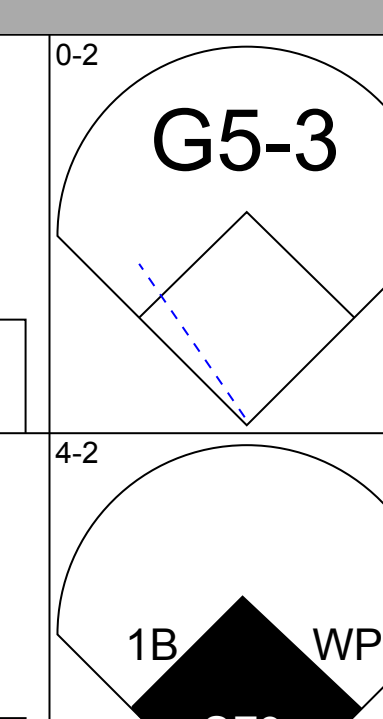
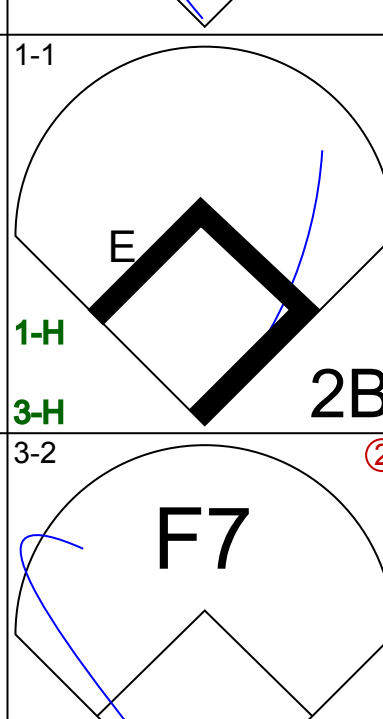
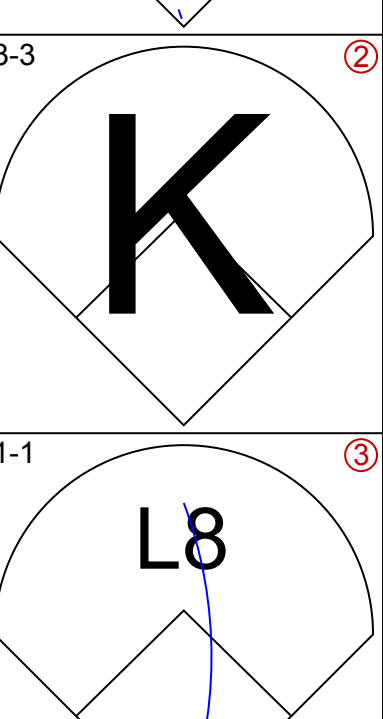
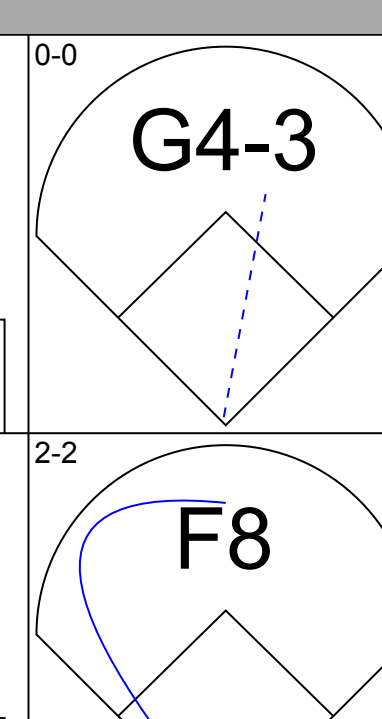
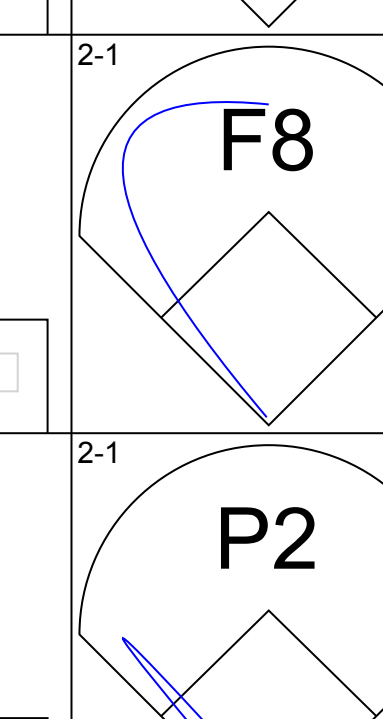
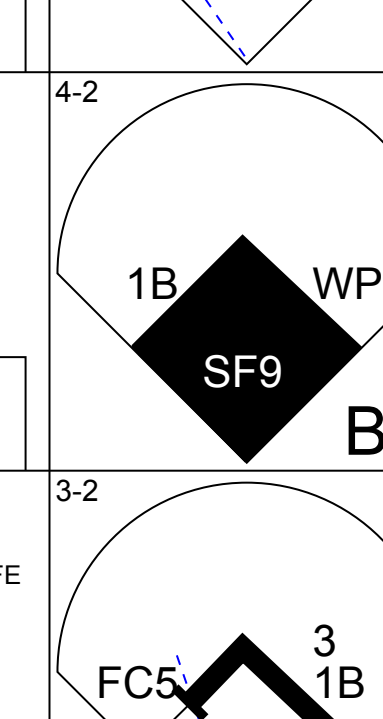
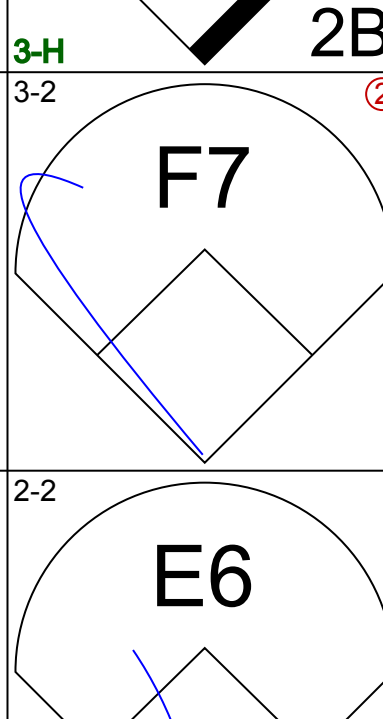
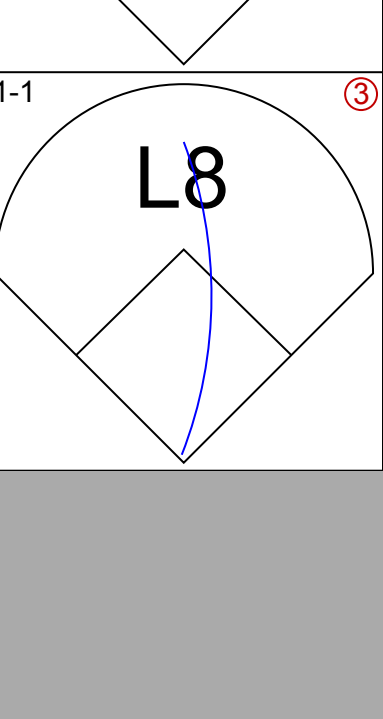
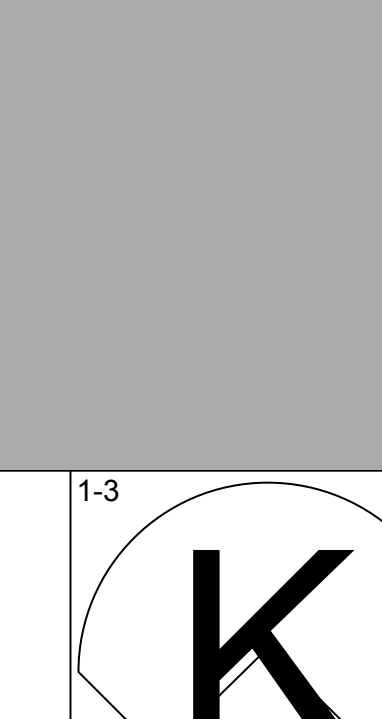
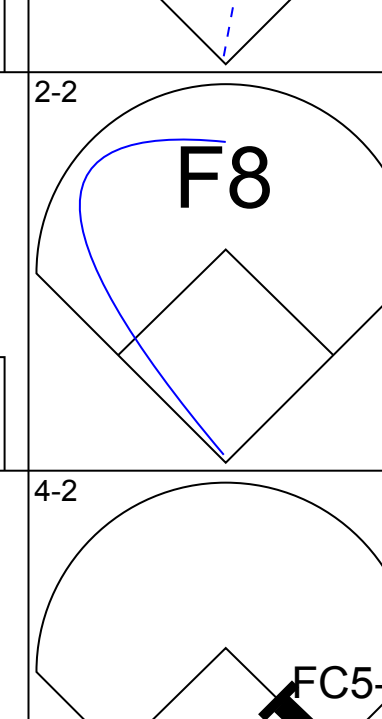

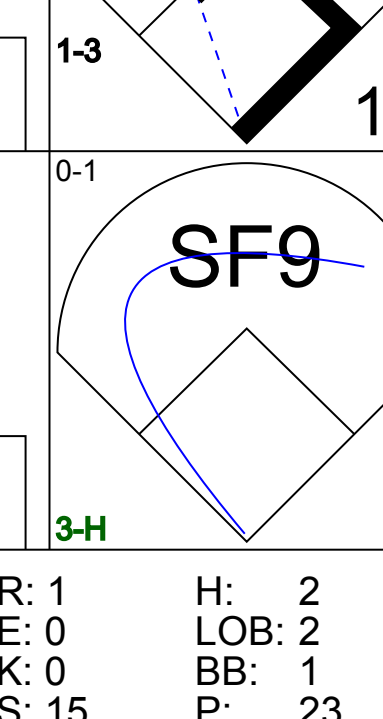
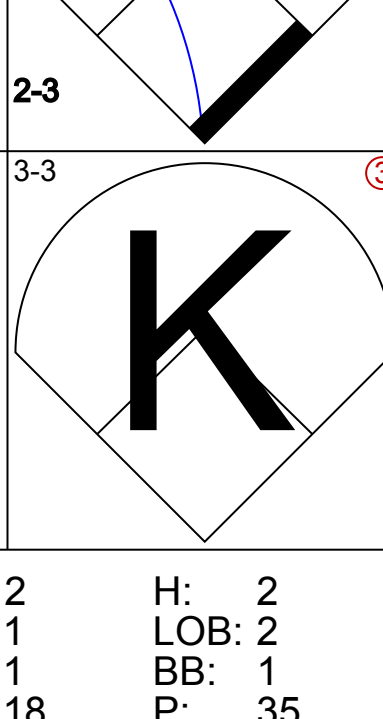
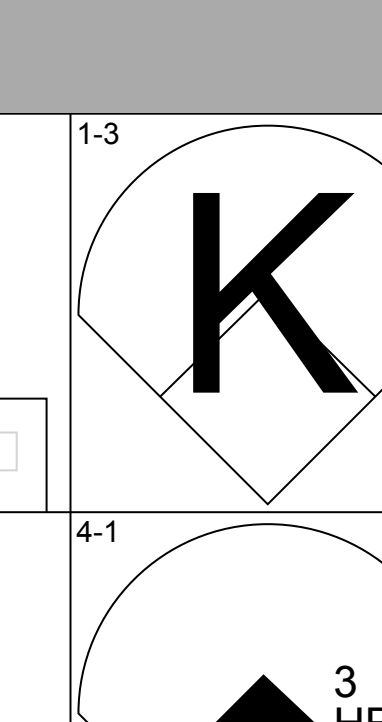
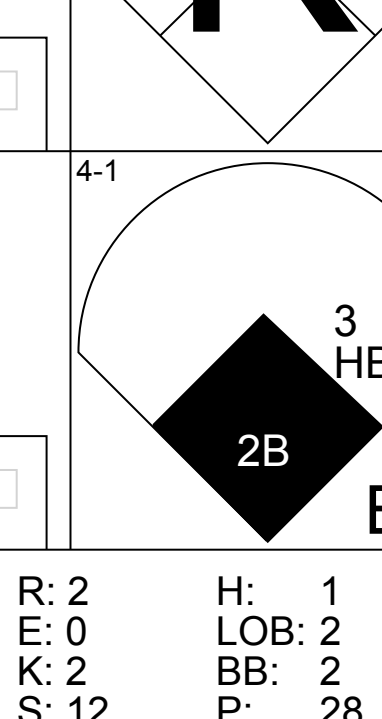
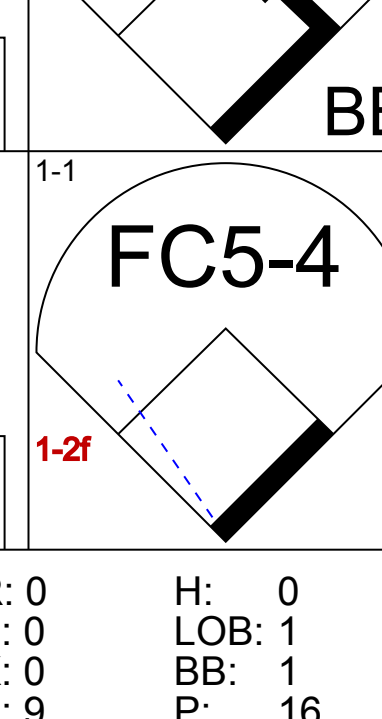


Batter	1	2	3	4	5	6	7	8	9	AB	R	H	RBI	BB	SO	LOB	TOP								
Billy McMillon, L OBP: 0.348, SLG: 0.377 (1, 10)										5	0	1	2	1	2	3									
Jose Guillen, R OBP: 0.387, SLG: 0.591 (1, 9)										4	1	0	0	0	2	3									
3 Eric Chavez, L OBP: 0.344, SLG: 0.497 (1, 5)										4	1	0	0	1	0	1									
Miguel Tejada, R OBP: 0.314, SLG: 0.444 (1, 6)										4	2	2	2	1	1	0									
Erubiel Durazo, L OBP: 0.381, SLG: 0.434 (1, 3)										4	2	1	0	2	1	4									
Mark Ellis, R OBP: 0.320, SLG: 0.362 (1, 4)										5	0	1	1	0	1	6									
Terrence Long, L OBP: 0.294, SLG: 0.403 (1, 7)										5	1	3	2	0	0	2									
17 Adam Melhuse, S OBP: 0.317, SLG: 0.517 (1, 2)										4	2	2	3	1	0	4									
Chris Singleton, L OBP: 0.314, SLG: 0.376 (1, 8)										4	2	3	1	1	1	0									
Inning Stats	R: 0 E: 0 K: 1 S: 11	H: 0 LOB: 0 BB: 0 P: 17	R: 3 E: 0 K: 2 S: 17	H: 3 LOB: 2 BB: 2 P: 29	R: 0 E: 0 K: 0 S: 7	H: 0 LOB: 0 BB: 0 P: 13	R: 0 E: 0 K: 1 S: 12	H: 1 LOB: 2 BB: 1 P: 23	R: 0 E: 0 K: 0 S: 7	H: 0 LOB: 2 BB: 1 P: 18	R: 6 E: 0 K: 0 S: 19	H: 5 LOB: 2 BB: 2 P: 38	R: 0 E: 0 K: 2 S: 8	H: 0 LOB: 0 BB: 0 P: 9	R: 1 E: 0 K: 1 S: 11	H: 3 LOB: 2 BB: 0 P: 19	R: 1 E: 1 K: 1 S: 10	H: 1 LOB: 2 BB: 1 P: 16	1B: 7 2B: 5 3B: 0 HR: 1	SF: 1 SAC: 0 DP: 0 HBP: 2	WP: 0 PB: 0 SB: 0 CS: 0	PA: 50			
PITCHER	IP	WLS	BF	H	R	ER	SO	BB	IBB	HBP	BLK	WP	HR	S	P	ERA	WHIP								
Pete Walker, R ERA: 5.89 (1, 1)	4.1		22	4	3	3	4	4	0	1	0	0	1	50	94	6.23	1.846								
Tanyon Sturtze, R ERA: 5.1 (5, 1)	1.0	L	10	4	6	6	0	1	1	1	0	0	0	16	32	54.00	5.000								
Dan Reichert, R ERA: 5.4 (6, 1)	2.1		10	3	1	1	3	0	0	0	0	0	0	23	35	3.86	1.286								
Cliff Politte, R ERA: 5.44 (8, 1)	0.2		5	2	1	0	0	0	0	0	0	0	0	7	10	0.00	3.000								
Jason Kershner, L ERA: 4.3 (9, 1)	0.2		3	0	0	0	1	1	0	0	0	0	0	6	11	0.00	1.500								

Oakland Athletics @ Toronto Blue Jays
SkyDome, Toronto, ON
Sat Aug 23 2003, 4:05 PM EDT
Att: 27,740 - Sunny - 75 F

AB 39
R 11
H 13
RBI 11
BB 7
SO 8
LOB 23



Batter	1	2	3	4	5	6	7	8	9	AB	R	H	RBI	BB	SO	LOB	BOTTOM								
3 Reed Johnson, R OBP: 0.343, SLG: 0.401 (1, 7)										4	1	2	0	0	0	0									
Mike Bordick, R OBP: 0.330, SLG: 0.389 (1, 4)										5	0	2	2	0	1	3									
10 Vernon Wells, R OBP: 0.355, SLG: 0.559 (1, 8)										5	1	2	0	0	1	3									
Carlos Delgado, L OBP: 0.434, SLG: 0.596 (1, 3)										2	1	0	0	3	1	2									
Tom Wilson, R OBP: 0.336, SLG: 0.407 (1, 2)										4	0	0	0	0	0	6									
Orlando Hudson, S OBP: 0.334, SLG: 0.397 (9, PH)										1	0	0	0	0	1	0									
Bobby Kielty, S OBP: 0.367, SLG: 0.407 (1, 9)										5	0	1	2	0	1	0									
Eric Hinske, L OBP: 0.321, SLG: 0.428 (1, 5)										4	1	0	0	1	0	1									
Josh Phelps, R OBP: 0.346, SLG: 0.426 (1, 10)										3	0	1	0	1	1	1									
Chris Woodward, R OBP: 0.315, SLG: 0.400 (1, 6)										2	1	0	1	1	1	3									
Inning Stats	R: 0 E: 0 K: 0 S: 8	H: 1 LOB: 2 BB: 1 P: 16	R: 1 E: 0 K: 0 S: 15	H: 2 LOB: 1 BB: 1 P: 23	R: 2 E: 1 K: 1 S: 18	H: 2 LOB: 2 BB: 1 P: 35	R: 0 E: 0 K: 1 S: 10	H: 1 LOB: 1 BB: 0 P: 13	R: 0 E: 0 K: 2 S: 12	H: 0 LOB: 1 BB: 2 P: 28	R: 0 E: 0 K: 0 S: 9	H: 0 LOB: 1 BB: 1 P: 16	R: 0 E: 0 K: 1 S: 13	H: 1 LOB: 1 BB: 0 P: 18	R: 0 E: 0 K: 1 S: 7	H: 0 LOB: 0 BB: 0 P: 14	1B: 5 2B: 3 3B: 0 HR: 0	SF: 1 SAC: 0 DP: 0 HBP: 1	WP: 1 PB: 0 SB: 0 CS: 0	PA: 43					
PITCHER	IP	WLS	BF	H	R	ER	SO	BB	IBB	HBP	BLK	WP	HR	S	P	ERA	WHIP								
John Halama, L ERA: 4.05 (1, 1)	4.0		22	6	3	3	2	3	0	0	0	0	0	17	34	10.80	1.200								
Mike Wood, R ERA: 9.0 (5, 1)	1.2	W	8	1	2	2	3	1	0	1	0	0	0	13	26	0.00	1.500								
Ricardo Rincon, L ERA: 3.33 (6, 1)	1.1		6	0	0	0	0	2	0	0	0	0	0	13	18	0.00	1.000								
Jim Mecir, R ERA: 5.59 (8, 1)	1.0		4	1	0	0	1	0	0	0	0	0	0	13	18	0.00	1.000								
Keith Foulke, R ERA: 2.25 (9, 1)	1.0		3	0	0	0	1	0	0	0	0	0	0	7	14	0.00	0.000								

Oakland Athletics @ Toronto Blue Jays
SkyDome, Toronto, ON
Sat Aug 23 2003, 4:05 PM EDT
Att: 27,740 - Sunny - 75 F

AB 35
R 5
H 8
RBI 5
BB 6
SO 7
LOB 19



Batter	1	2	3	4	5	6	7	8	9	AB	R	H	RBI	BB	SO	LOB	TOP										
Billy McMillon, L (1, 10) OBP: 0.356, SLG: 0.411	G6-3	1B		K		2B HR	HR	P5		6	2	3	5	0	1	1	Oakland Athletics @ Toronto Blue Jays SkyDome, Toronto, ON Sun Aug 24 2003, 1:05 PM EDT Att: 32,979 - Sunny - 72 F										
Jose Guillen, R (1, 9) OBP: 0.387, SLG: 0.599	G6-3	G5-3			K	HR	HR		WP	5	2	2	2	0	1	1											
Eric Byrnes, R (7, 7) OBP: 0.336, SLG: 0.480	G6-3	G5-3				HR	HR		3B	1	1	1	0	0	0	0											
3 Eric Chavez, L (1, 5) OBP: 0.349, SLG: 0.592	1B					HR				3	3	3	0	1	0	0											
Frank Menechino, R (7, 7) OBP: 0.369, SLG: 0.313	HR					HR		G6-3	K	2	0	0	0	0	1	1											
Miguel Tejada, R (1, 6) OBP: 0.318, SLG: 0.454	HR	BB			G6-3	HR	IBB			6	2	4	4	0	0	2											
Erubiel Durazo, L (1, 3) OBP: 0.382, SLG: 0.433	HR	BB			G6-3	HR			BB	4	1	1	1	2	1	2											
Ramon Hernandez, R (1, 2) OBP: 0.322, SLG: 0.461	HR				K			P2	K	6	2	3	4	0	2	4											
Terrence Long, L (1, 7) OBP: 0.292, SLG: 0.400	P6				G1			F8	F8	6	1	1	0	0	0	4											
Mark Ellis, R (1, 4) OBP: 0.319, SLG: 0.361					P4					4	1	1	0	0	1	0											
17 Adam Melhuse, S (8, 5) OBP: 0.317, SLG: 0.517						SH5-4	E3	FC6-4		0	0	0	0	0	0	0											
Chris Singleton, L (1, 8) OBP: 0.316, SLG: 0.372	G5-3				G4-3	1B	HR	FC6-4		3	2	0	0	2	0	1											
Inning Stats	R: 4 E: 0 K: 0 S: 23	H: 3 LOB: 0 BB: 1 P: 34	R: 0 E: 0 K: 1 S: 8	H: 1 LOB: 1 BB: 0 P: 11	R: 1 E: 0 K: 1 S: 14	H: 2 LOB: 1 BB: 0 P: 22	R: 0 E: 0 K: 1 S: 9	H: 0 LOB: 0 BB: 0 P: 15	R: 0 E: 0 K: 1 S: 10	H: 1 LOB: 1 BB: 0 P: 15	R: 7 E: 0 K: 0 S: 16	H: 6 LOB: 1 BB: 2 P: 29	R: 4 E: 1 K: 1 S: 18	H: 3 LOB: 1 BB: 1 P: 32	R: 0 E: 0 K: 0 S: 10	H: 1 LOB: 1 BB: 0 P: 16	R: 1 E: 0 K: 2 S: 15	H: 2 LOB: 2 BB: 1 P: 25	1B: 11 2B: 3 3B: 1 HR: 4	SF: 0 SAC: 1 DP: 0 HBP: 0	WP: 1 PB: 0 SB: 0 CS: 0	PA: 52					
PITCHER	IP	WLS	BF	H	R	ER	SO	BB	IBB	HBP	BLK	WP	HR	S	P	ERA	WHIP										
Kelvin Escobar, R (1, 1) ERA: 4.36	5.1	L	28	10	9	9	4	1	1	0	0	0	1	71	110	15.19	2.062										
Josh Towers, R (6, 1) ERA: 8.66	1.0		12	6	7	6	0	1	1	0	0	0	3	20	36	54.00	7.000										
Tanyon Sturtze, R (7, 1) ERA: 6.01	2.2		12	3	1	1	3	1	0	0	0	1	0	32	53	3.38	1.500										

AB 46
R 17
H 19
RBI 16
BB 5
SO 7
LOB 16



Batter	1	2	3	4	5	6	7	8	9	AB	R	H	RBI	BB	SO	LOB	BOTTOM										
Dave Berg, R (1, 9) OBP: 0.304, SLG: 0.394	P4		G6-3		F8		L5		L4	5	0	0	0	0	0	2	Oakland Athletics @ Toronto Blue Jays SkyDome, Toronto, ON Sun Aug 24 2003, 1:05 PM EDT Att: 32,979 - Sunny - 72 F										
Frank Catalanotto, L (1, 7) OBP: 0.338, SLG: 0.450	F7									3	0	2	0	1	0	0											
10 Vernon Wells, R (1, 8) OBP: 0.354, SLG: 0.556	G6-3									3	0	0	0	0	0	2											
Bobby Kielty, S (7, 8) OBP: 0.366, SLG: 0.406	G6-3		G4-3		G6-3		G4-3			1	0	0	0	0	0	2											
Carlos Delgado, L (1, 3) OBP: 0.432, SLG: 0.593										3	0	0	0	0	0	1											
Tom Wilson, R (8, 3) OBP: 0.335, SLG: 0.405										1	0	0	0	0	0	0											
Greg Myers, L (1, 10) OBP: 0.382, SLG: 0.495										4	0	1	0	0	0	0											
Eric Hinske, L (1, 5) OBP: 0.321, SLG: 0.426										4	0	1	0	0	0	1											
Mike Bordick, R (1, 6) OBP: 0.333, SLG: 0.392										3	1	2	0	0	0	0											
Chris Woodward, R (8, 6) OBP: 0.314, SLG: 0.399										1	0	0	0	0	0	0											
Orlando Hudson, S (1, 4) OBP: 0.333, SLG: 0.394										3	1	0	0	1	0	0											
Kevin Cash, R (1, 2) OBP: 0.185, SLG: 0.160										4	0	1	1	0	0	3											
Inning Stats	R: 0 E: 0 K: 0 S: 7	H: 0 LOB: 0 BB: 0 P: 12	R: 0 E: 0 K: 0 S: 6	H: 1 LOB: 0 BB: 0 P: 10	R: 2 E: 1 K: 0 S: 10	H: 2 LOB: 1 BB: 0 P: 17	R: 0 E: 1 K: 0 S: 11	H: 2 LOB: 3 BB: 1 P: 25	R: 0 E: 0 K: 0 S: 5	H: 0 LOB: 0 BB: 0 P: 7	R: 0 E: 0 K: 0 S: 8	H: 1 LOB: 2 BB: 1 P: 16	R: 0 E: 0 K: 0 S: 7	H: 0 LOB: 0 BB: 0 P: 11	R: 0 E: 1 K: 0 S: 9	H: 0 LOB: 1 BB: 0 P: 15	1B: 5 2B: 2 3B: 0 HR: 0	SF: 0 SAC: 0 DP: 1 HBP: 0	WP: 0 PB: 0 SB: 0 CS: 0	PA: 37							
PITCHER	IP	WLS	BF	H	R	ER	SO	BB	IBB	HBP	BLK	WP	HR	S	P	ERA	WHIP										
Tim Hudson, R (1, 1) ERA: 2.4	6.0	W	25	6	2	0	0	0	0	0	0	0	0	50	87	0.00	1.000										
Mike Neu, R (7, 1) ERA: 3.55	3.0	S	12	1	0	0	0	1	0	0	0	0	0	24	42	0.00	0.667										

AB 35
R 2
H 7
RBI 1
BB 2
SO 0
LOB 11



Batter	1	2	3	4	5	6	7	8	9	AB	R	H	RBI	BB	SO	LOB	TOP										
Billy McMillon, L (1, 10) OBP: 0.358, SLG: 0.405	2-1 G4-3	1-1 SAFE FC5 1B		3-2 FC4-6 HBP	3-3 K		0-1 P6			4	0	1	0	0	1	4	Oakland Athletics @ Toronto Blue Jays SkyDome, Toronto, ON Mon Aug 25 2003, 7:05 PM EDT Att: 22,111 - Sunny - 84 F										
Jose Guillen, R (1, 9) OBP: 0.370, SLG: 0.597	4-2 3 1B FC6-4	0-1 1B		1-1 FC4-6 3 L4-3	1-2 HBP			1-2 G5-3		3	1	1	2	1	0	1											
Eric Chavez, L (1, 5) OBP: 0.347, SLG: 0.499	1-1 FC6-4 1B	0-1 FC5		3-2 L4-3 1-1	2-2 G3-1			1-2 F9		5	0	1	0	0	0	6											
Miguel Tejada, R (1, 6) OBP: 0.320, SLG: 0.461	3-1 FC6-4 1-2 3-H		0-1 2B		0-0 HR			0-1 G4-3		5	2	3	2	0	0	1											
Erubiel Durazo, L (1, 3) OBP: 0.383, SLG: 0.439	F9		1-3 K		2-0 WP 2B			1-0 G6-4-3		5	2	2	1	0	1	3											
Ramon Hernandez, R (1, 2) OBP: 0.323, SLG: 0.462		0-1 1B FC5-4		2-0 F7	4-1 2B HBP BB			1-2 G4-3		4	2	1	0	1	0	1											
Terrence Long, L (1, 7) OBP: 0.298, SLG: 0.409		2-0 FC5-4 1B		2-0 WP 1-H 2B	0-1 HBP 1-3 2-H 2B			0-0 F7		5	0	4	2	0	0	0											
Frank Menechino, R (1, 4) OBP: 0.371, SLG: 0.300		2-2 FC5-4 1-2 3-H		4-1 WP BB	1-1 HBP HBP			2-2 G4-3		3	0	0	1	1	1	2											
Chris Singleton, L (1, 8) Eric Byrnes, R (4, 8) OBP: 0.314, SLG: 0.369 OBP: 0.336, SLG: 0.482	0-1 FC3-6 1B		3-2 G4-3		0-1 F4			1-2 2B		2	1	0	0	0	0	3											
Inning Stats	R: 1 E: 0 K: 0 S: 10	H: 1 LOB: 1 BB: 1 P: 22	R: 2 E: 0 K: 0 S: 14	H: 4 LOB: 2 BB: 0 P: 19	R: 1 E: 0 K: 1 S: 11	H: 2 LOB: 2 BB: 1 P: 23	R: 0 E: 0 K: 0 S: 8	H: 0 LOB: 0 BB: 0 P: 15	R: 3 E: 0 K: 1 S: 17	H: 3 LOB: 3 BB: 1 P: 30	R: 0 E: 0 K: 0 S: 8	H: 1 LOB: 0 BB: 0 P: 11	R: 0 E: 0 K: 0 S: 9	H: 1 LOB: 1 BB: 0 P: 12	R: 0 E: 0 K: 0 S: 8	H: 0 LOB: 0 BB: 0 P: 10	R: 1 E: 0 K: 1 S: 13	H: 2 LOB: 1 BB: 0 P: 21	1B: 8 2B: 5 3B: 0 HR: 2	SF: 0 SAC: 0 DP: 2 HBP: 3	WP: 2 PA: 45 PB: 0 SB: 1 CS: 0						
PITCHER	IP	WLS	BF	H	R	ER	SO	BB	IBB	HBP	BLK	WP	HR	S	P	ERA	WHIP										
Cory Lidle, R (1, 1) ERA: 6.21	4.0	L	24	9	7	7	1	3	0	1	0	2	1	46	88	15.75	3.000										
Jason Kershner, L (5, 1) ERA: 4.05	2.1		10	2	0	0	1	0	0	2	0	0	0	23	33	0.00	0.857										
Cliff Politte, R (7, 1) ERA: 5.24	1.2		6	1	0	0	0	0	0	0	0	0	0	16	21	0.00	0.600										
Trever Miller, L (9, 1) ERA: 4.4	0.1		3	2	1	1	0	0	0	0	0	0	1	5	9	27.00	6.000										
Aquilino Lopez, R (9, 1) ERA: 3.84	0.2		2	0	0	0	1	0	0	0	0	0	0	8	12	0.00	0.000										

Batter	1	2	3	4	5	6	7	8	9	AB	R	H	RBI	BB	SO	LOB	BOTTOM										
3 Reed Johnson, R (1, 7) OBP: 0.343, SLG: 0.403	1-0 F9		3-2 10 2B		2-3 K		2-1 G5-3		3-2 10 BB HBP	4	1	1	0	0	1	1	Oakland Athletics @ Toronto Blue Jays SkyDome, Toronto, ON Mon Aug 25 2003, 7:05 PM EDT Att: 22,111 - Sunny - 84 F										
Mike Bordick, R (1, 4) OBP: 0.335, SLG: 0.390	4-2 10 G5-4-3 BB		0-2 F7		1-0 10 G6-4-3 1B		0-0 G6-3		0-3 K	4	0	1	0	1	1	3											
10 Vernon Wells, R (1, 8) OBP: 0.356, SLG: 0.557	2-1 G5-4-3		1-2 2B		0-0 G6-4-3			0-0 1B HR	4-2 BB	4	1	2	1	1	0	2											
Carlos Delgado, L (1, 3) OBP: 0.431, SLG: 0.590		1-1 P4 BB 1B		4-1 G5-4-3 BB		3-3 K		1-2 F8	0-0 P6	4	1	1	0	1	1	3											
Bobby Kielty, S (1, 9) OBP: 0.366, SLG: 0.405		4-1 1B		0-0 G5-4-3		0-1 G1-3		0-0 G1-3	0-1 G1-3	1	1	0	0	1	0	2											
Frank Catalanotto, L (4, 7) OBP: 0.337, SLG: 0.449		1-2 E BB		1-2 1B				1-3 HR	1B	2	1	1	0	0	0	2											
Tom Wilson, R (8, PH) OBP: 0.336, SLG: 0.406										1	0	0	0	0	0	2											
Josh Phelps, R (1, 10) OBP: 0.347, SLG: 0.436		0-1 P4		0-1 P3		3-2 1B		1-1 HR		4	1	2	3	0	0	2											
Eric Hinske, L (1, 5) OBP: 0.320, SLG: 0.422		2-3 K		0-3 K		0-0 G1-3		0-0 HR	4-1 BB	3	0	0	0	1	2	3											
Chris Woodward, R (1, 6) OBP: 0.320, SLG: 0.411		3-2 E8		0-1 2B				2-1 2B	0-1 F7	3	0	3	1	0	0	0											
Greg Myers, L (8, PH) OBP: 0.381, SLG: 0.493		1-H 3-H 1B								1	0	0	0	0	0	1											
Kevin Cash, R (1, 2) OBP: 0.167, SLG: 0.143		0-3 K		0-3 K				2-3 K	0-3 K	3	0	0	0	0	3	3											
Orlando Hudson, S (8, PH) OBP: 0.333, SLG: 0.393									1-2 K	1	0	0	0	0	1	1											
Inning Stats	R: 0 E: 0 K: 0 S: 6	H: 0 LOB: 0 BB: 1 P: 13	R: 2 E: 1 K: 2 S: 15	H: 2 LOB: 1 BB: 1 P: 25	R: 1 E: 0 K: 0 S: 11	H: 2 LOB: 1 BB: 1 P: 19	R: 0 E: 0 K: 2 S: 11	H: 1 LOB: 1 BB: 0 P: 11	R: 0 E: 0 K: 1 S: 5	H: 1 LOB: 0 BB: 0 P: 8	R: 0 E: 0 K: 1 S: 9	H: 1 LOB: 1 BB: 0 P: 15	R: 0 E: 0 K: 1 S: 8	H: 1 LOB: 1 BB: 0 P: 14	R: 3 E: 0 K: 1 S: 14	H: 3 LOB: 1 BB: 1 P: 20	R: 0 E: 0 K: 1 S: 12	H: 0 LOB: 2 BB: 1 P: 19	1B: 6 2B: 4 3B: 0 HR: 1	SF: 0 SAC: 0 DP: 3 HBP: 1	WP: 0 PA: 41 PB: 0 SB: 1 CS: 0						
PITCHER	IP	WLS	BF	H	R	ER	SO	BB	IBB	HBP	BLK	WP	HR	S	P	ERA	WHIP										
Ted Lilly, L (1, 1) ERA: 4.89	6.1	W	27	8	3	2	7	3	0	0	0	0	0	62	100	2.84	1.737										
Chad Harville, R (7, 1) ERA: 3.97	0.2		3	1	1	1	0	0	0	0	0	0	0	4	6	13.50	1.500										
Ricardo Rincon, L (8, 1) ERA: 3.69	0.1		4	2	2	2	0	1	0	0	0	0	1	8	14	54.00	9.000										
Keith Foulke, R (8, 1) ERA: 2.2	1.2	S	7	0	0	0	2	1	0	1	0	0	0	17	24	0.00	0.600										

AB	39
R	8
H	14
RBI	8
BB	3
SO	3
LOB	25



Batter	1	2	3	4	5	6	7	8	9	AB	R	H	RBI	BB	SO	LOB	TOP					
3 Reed Johnson, R OBP: 0.337, SLG: 0.397	2-1 2B		1-2 F8			2-2 HR		2-1 SF9		0-2 G4-3							4 1 2 1 0 0 1					
Mike Bordick, R OBP: 0.336, SLG: 0.396	4-0 BB		0-3 K			0-0 HR		2-2 G1-6-3		1-2 G5-3							4 1 1 2 1 1 2					
10 Vernon Wells, R OBP: 0.357, SLG: 0.557	0-3 K		0-1 F9			0-0 2B				1-2 F8							5 1 1 0 0 1 2					
Carlos Delgado, L OBP: 0.436, SLG: 0.597	0-1 F7			2-0 1B		3-2 HR		0-0 WP		0-0 FC6-4							5 1 4 1 0 0 2					
Bobby Kielty, S OBP: 0.362, SLG: 0.399	0-1 P3			1-1 P4		3-3 K		2-2 F8		3-1 F7							5 0 0 0 0 1 6					
Josh Phelps, R OBP: 0.358, SLG: 0.458		4-1 BB		2-1 1B		0-0 HR		1-1 G4-3		1-1 FC6-4							4 1 2 2 1 0 2					
Chris Woodward, R OBP: 0.315, SLG: 0.404		1-3 K		3-2 F7		1-2 F8				0-0 G6-3							4 0 0 0 0 1 3					
Dave Berg, R OBP: 0.310, SLG: 0.397		3-2 K		2-1 F7				0-1 1B		1-2 2B							4 2 2 0 0 1 3					
Kevin Cash, R OBP: 0.216, SLG: 0.206		1-1 F8				1-3 K		0-0 G1-6-3		1-0 G4-3							4 0 2 1 0 1 1					
Inning Stats	R: 0 E: 0 K: 1 S: 9	H: 1 LOB: 2 BB: 1 P: 15	R: 0 E: 0 K: 2 S: 11	H: 0 LOB: 1 BB: 1 P: 20	R: 0 E: 0 K: 1 S: 8	H: 0 LOB: 0 BB: 0 P: 9	R: 0 E: 0 K: 0 S: 10	H: 2 LOB: 2 BB: 0 P: 20	R: 5 E: 0 K: 2 S: 18	H: 5 LOB: 0 BB: 0 P: 28	R: 1 E: 0 K: 0 S: 8	H: 2 LOB: 0 BB: 0 P: 12	R: 0 E: 0 K: 0 S: 9	H: 1 LOB: 1 BB: 0 P: 13	R: 1 E: 0 K: 0 S: 11	H: 2 LOB: 1 BB: 0 P: 14	R: 0 E: 0 K: 0 S: 10	H: 1 LOB: 1 BB: 0 P: 17	1B: 9 2B: 3 3B: 0 HR: 2	SF: 1 SAC: 0 DP: 1 HBP: 0	WP: 1 PA: 42 PB: 0 SB: 0 CS: 0	
PITCHER	IP WLS BF H R ER SO BB IBB HBP BLK WP HR S P ERA WHIP	IP WLS BF H R ER SO BB IBB HBP BLK WP HR S P ERA WHIP	IP WLS BF H R ER SO BB IBB HBP BLK WP HR S P ERA WHIP	IP WLS BF H R ER SO BB IBB HBP BLK WP HR S P ERA WHIP	IP WLS BF H R ER SO BB IBB HBP BLK WP HR S P ERA WHIP	IP WLS BF H R ER SO BB IBB HBP BLK WP HR S P ERA WHIP	IP WLS BF H R ER SO BB IBB HBP BLK WP HR S P ERA WHIP	IP WLS BF H R ER SO BB IBB HBP BLK WP HR S P ERA WHIP	IP WLS BF H R ER SO BB IBB HBP BLK WP HR S P ERA WHIP	IP WLS BF H R ER SO BB IBB HBP BLK WP HR S P ERA WHIP	IP WLS BF H R ER SO BB IBB HBP BLK WP HR S P ERA WHIP	IP WLS BF H R ER SO BB IBB HBP BLK WP HR S P ERA WHIP	IP WLS BF H R ER SO BB IBB HBP BLK WP HR S P ERA WHIP	IP WLS BF H R ER SO BB IBB HBP BLK WP HR S P ERA WHIP	IP WLS BF H R ER SO BB IBB HBP BLK WP HR S P ERA WHIP	IP WLS BF H R ER SO BB IBB HBP BLK WP HR S P ERA WHIP	IP WLS BF H R ER SO BB IBB HBP BLK WP HR S P ERA WHIP	IP WLS BF H R ER SO BB IBB HBP BLK WP HR S P ERA WHIP	IP WLS BF H R ER SO BB IBB HBP BLK WP HR S P ERA WHIP	IP WLS BF H R ER SO BB IBB HBP BLK WP HR S P ERA WHIP	IP WLS BF H R ER SO BB IBB HBP BLK WP HR S P ERA WHIP	
CC Sabathia, L ERA: 3.63	6.0 L 29 10 6 6 6 2 0 0 0 0 2 64 104 9.00 2.000	2.0 9 3 1 1 0 0 0 0 0 0 1 0 20 27 4.50 1.500	1.0 4 1 0 0 0 0 0 0 0 0 0 0 10 17 0.00 1.000																			
Jack Cressend, R ERA: 1.39																						
Jose Santiago, R ERA: 3.0																						

Toronto Blue Jays @ Cleveland Indians
Jacobs Field, Cleveland, OH
Fri Aug 29 2003, 7:05 PM EDT
Att: 21,008 - Cloudy - 77 F

AB 39
R 7
H 14
RBI 7
BB 2
SO 6
LOB 22



Batter	1	2	3	4	5	6	7	8	9	AB	R	H	RBI	BB	SO	LOB	BOTTOM					
Coco Crisp, S OBP: 0.311, SLG: 0.374	1-2 F8		1-0 G6-3			0-0 B2-3		1-0 G3		4 0 0 0 0 0 1												
Casey Blake, R OBP: 0.319, SLG: 0.443	2-1 G6-3		0-0 G5-3			3-3 K		0-3 K		4 0 0 0 0 2 1												
Jody Gerut, L OBP: 0.338, SLG: 0.504	1-2 F8		3-2 G6-3			2-2 G4-3				4 0 0 0 0 1 0												
Ryan Ludwick, R OBP: 0.312, SLG: 0.466		0-2 G6-3		1-1 L7		0-0 G4-6-3		3-1 P4		4 0 1 0 0 0 0												
Matt Lawton, L OBP: 0.344, SLG: 0.428		4-0 HR		3-3 K		1-0 G4-6-3		1-2 G4-3		3 1 0 0 1 1 1												
48 Travis Hafner, L OBP: 0.339, SLG: 0.498		1-2 HR		0-1 G6-3		1-2 1B				3 1 2 0 0 0 0												
Josh Bard, S OBP: 0.287, SLG: 0.315		3-2 HR				3-1 F8				3 1 1 3 0 0 1												
2 Jhonny Peralta, R OBP: 0.288, SLG: 0.315		2-3 K				3-2 F9		4-2 G3		2 0 0 0 1 1 0												
56 Angel Santos, S OBP: 0.254, SLG: 0.456		0-2 F7				0-0 G4-3		0-0 L8		3 0 0 0 0 0 1												
Inning Stats	R: 0 E: 0 K: 0 S: 8	H: 0 LOB: 0 BB: 0 P: 12	R: 3 E: 0 K: 1 S: 18	H: 2 LOB: 0 BB: 1 P: 28	R: 0 E: 0 K: 1 S: 7	H: 0 LOB: 0 BB: 0 P: 11	R: 0 E: 0 K: 1 S: 7	H: 0 LOB: 0 BB: 0 P: 12	R: 0 E: 0 K: 1 S: 9	H: 0 LOB: 0 BB: 0 P: 14	R: 0 E: 0 K: 0 S: 7	H: 2 LOB: 1 BB: 0 P: 12	R: 0 E: 0 K: 1 S: 8	H: 0 LOB: 1 BB: 1 P: 13	R: 0 E: 0 K: 1 S: 8	H: 0 LOB: 0 BB: 0 P: 14	1B: 3 2B: 0 3B: 0 HR: 1	SF: 0 SAC: 0 DP: 1 HBP: 0	WP: 0 PA: 32 PB: 0 SB: 0 CS: 0			
PITCHER	IP WLS BF H R ER SO BB IBB HBP BLK WP HR S P ERA WHIP	IP WLS BF H R ER SO BB IBB HBP BLK WP HR S P ERA WHIP	IP WLS BF H R ER SO BB IBB HBP BLK WP HR S P ERA WHIP	IP WLS BF H R ER SO BB IBB HBP BLK WP HR S P ERA WHIP	IP WLS BF H R ER SO BB IBB HBP BLK WP HR S P ERA WHIP	IP WLS BF H R ER SO BB IBB HBP BLK WP HR S P ERA WHIP	IP WLS BF H R ER SO BB IBB HBP BLK WP HR S P ERA WHIP	IP WLS BF H R ER SO BB IBB HBP BLK WP HR S P ERA WHIP	IP WLS BF H R ER SO BB IBB HBP BLK WP HR S P ERA WHIP	IP WLS BF H R ER SO BB IBB HBP BLK WP HR S P ERA WHIP	IP WLS BF H R ER SO BB IBB HBP BLK WP HR S P ERA WHIP	IP WLS BF H R ER SO BB IBB HBP BLK WP HR S P ERA WHIP	IP WLS BF H R ER SO BB IBB HBP BLK WP HR S P ERA WHIP	IP WLS BF H R ER SO BB IBB HBP BLK WP HR S P ERA WHIP	IP WLS BF H R ER SO BB IBB HBP BLK WP HR S P ERA WHIP	IP WLS BF H R ER SO BB IBB HBP BLK WP HR S P ERA WHIP	IP WLS BF H R ER SO BB IBB HBP BLK WP HR S P ERA WHIP	IP WLS BF H R ER SO BB IBB HBP BLK WP HR S P ERA WHIP	IP WLS BF H R ER SO BB IBB HBP BLK WP HR S P ERA WHIP	IP WLS BF H R ER SO BB IBB HBP BLK WP HR S P ERA WHIP	IP WLS BF H R ER SO BB IBB HBP BLK WP HR S P ERA WHIP	
Kelvin Escobar, R ERA: 4.31	8.0 W 29 4 3 3 4 2 0 0 0 0 1 71 113 3.38 0.750	1.0 3 0 0 0 0 1 0 0 0 0 0 0 8 14 0.00 0.000																				
Jason Kershner, L ERA: 3.95																						

Toronto Blue Jays @ Cleveland Indians
Jacobs Field, Cleveland, OH
Fri Aug 29 2003, 7:05 PM EDT
Att: 21,008 - Cloudy - 77 F

AB 30
R 3
H 4
RBI 3
BB 2
SO 5
LOB 5



Batter	1	2	3	4	5	6	7	8	9	AB	R	H	RBI	BB	SO	LOB	TOP																			
3 Reed Johnson, R OBP: 0.337, SLG: 0.396 (1, 9)	G6-3		G4-3		K2-3	HR		E3		6	2	2	1	0	1	0	Toronto Blue Jays @ Cleveland Indians Jacobs Field, Cleveland, OH Sat Aug 30 2003, 7:05 PM EDT Att: 21,806 - Sunny - 66 F																			
Frank Catalanotto, L OBP: 0.349, SLG: 0.473 Bobby Kielty, S OBP: 0.363, SLG: 0.399 (1, 7)	G1-6-3		FC4-6		BB	HR		SF8	P3	2	1	2	3	2	0	0																				
10 Vernon Wells, R OBP: 0.357, SLG: 0.554 (1, 8)	G1-6-3		FC4-6		L6	K		SF8	F8	6	1	2	0	0	1	2																				
Carlos Delgado, L OBP: 0.438, SLG: 0.600 (1, 3)		G6-4-3	FC4-6		BB			SF8		3	0	2	1	1	0	2																				
Greg Myers, L OBP: 0.380, SLG: 0.491 Josh Phelps, R OBP: 0.360, SLG: 0.458 (1, 10)	G6-4-3		K		BB			1B		2	0	0	0	2	1	3																				
Eric Hinske, L OBP: 0.324, SLG: 0.431 (1, 5)		BB			F7	F8		P6		4	1	1	0	1	0	8																				
Orlando Hudson, S OBP: 0.389, SLG: 0.389 Mike Bordick, R OBP: 0.338, SLG: 0.398 (1, 4)	1B		G6-4-3		F8			G3	1B	3	0	1	0	1	0	0																				
Chris Woodward, R OBP: 0.319, SLG: 0.407 (1, 6)		1B	G6-4-3		G6-4-3			G4-3	1B	1	0	1	2	0	0	0																				
Kevin Cash, R OBP: 0.190, SLG: 0.179 (1, 2)	G6-3		G5-3		G5-3			K	F8	5	1	3	2	0	0	2																				
Inning Stats	R: 0 E: 0 K: 0 S: 5	H: 0 LOB: 0 BB: 1 P: 10	R: 1 E: 0 K: 0 S: 11	H: 2 LOB: 2 BB: 2 P: 22	R: 0 E: 0 K: 1 S: 7	H: 1 LOB: 1 BB: 1 P: 13	R: 0 E: 0 K: 0 S: 6	H: 2 LOB: 1 BB: 2 P: 9	R: 0 E: 0 K: 1 S: 10	H: 1 LOB: 3 BB: 2 P: 22	R: 4 E: 1 K: 1 S: 17	H: 4 LOB: 2 BB: 1 P: 29	R: 0 E: 0 K: 1 S: 8	H: 0 LOB: 0 BB: 0 P: 13	R: 4 E: 1 K: 0 S: 19	H: 4 LOB: 2 BB: 1 P: 32		R: 0 E: 0 K: 0 S: 8	H: 1 LOB: 0 BB: 0 P: 14	1B: 12 2B: 2 3B: 0 HR: 1	SF: 1 SAC: 0 DP: 3 HBP: 0	WP: 0 PB: 0 SB: 0 CS: 0	PA: 48													
PITCHER	IP	WLS	BF	H	R	ER	SO	BB	IBB	HBP	BLK	WP	HR	S	P	ERA	WHIP	PITCHER		IP	WLS	BF	H	R	ER	SO	BB	IBB	HBP	BLK	WP	HR	S	P	ERA	WHIP
37 Jake Westbrook, R ERA: 4.8	5.1	L	28	8	4	3	2	6	0	0	0	0	0	45	84	5.06	2.625			IP	WLS	BF	H	R	ER	SO	BB	IBB	HBP	BLK	WP	HR	S	P	ERA	WHIP
63 Rafael Betancourt, R ERA: 1.8	0.1		4	2	1	1	1	1	0	0	0	0	1	9	17	27.00	9.000			IP	WLS	BF	H	R	ER	SO	BB	IBB	HBP	BLK	WP	HR	S	P	ERA	WHIP
Terry Mulholland, L ERA: 4.54	3.1		16	5	4	0	1	0	1	0	0	0	0	37	63	0.00	1.500			IP	WLS	BF	H	R	ER	SO	BB	IBB	HBP	BLK	WP	HR	S	P	ERA	WHIP

Batter	1	2	3	4	5	6	7	8	9	AB	R	H	RBI	BB	SO	LOB	BOTTOM																			
Coco Crisp, S OBP: 0.310, SLG: 0.372 (1, 8)	G1-3		FC4-6			G4-6-3		G4-3		4	0	1	1	0	0	2	Toronto Blue Jays @ Cleveland Indians Jacobs Field, Cleveland, OH Sat Aug 30 2003, 7:05 PM EDT Att: 21,806 - Sunny - 66 F																			
Omar Vizquel, S OBP: 0.324, SLG: 0.341 (1, 6)	P5		G6-4-3			G4-6-3		G3-1		4	0	0	0	0	0	3																				
Jody Gerut, L OBP: 0.340, SLG: 0.504 (1, 7)	K				G6-3					4	2	2	0	0	1	0																				
Casey Blake, R OBP: 0.321, SLG: 0.442 (1, 5)		G4-6-3			G5-3					3	0	1	0	1	0	1																				
Matt Lawton, L OBP: 0.341, SLG: 0.423 (1, 10)		G4-6-3			G3					4	0	0	2	0	0	2																				
48 Travis Hafner, L OBP: 0.338, SLG: 0.491 (1, 3)		G4-3				G6-3				3	0	0	0	0	1	0																				
Josh Bard, S OBP: 0.288, SLG: 0.316 (1, 2)			SH			G4-3				3	1	1	0	0	0	2																				
Alex Escobar, R OBP: 0.192, SLG: 0.385 (1, 9)			FC4-6			K				3	0	1	0	0	2	2																				
Brandon Phillips, R OBP: 0.242, SLG: 0.304 (1, 4)			SH			G5-3				2	0	0	0	0	0	0																				
Inning Stats	R: 0 E: 0 K: 1 S: 9	H: 0 LOB: 0 BB: 0 P: 13	R: 0 E: 0 K: 0 S: 8	H: 0 LOB: 0 BB: 1 P: 15	R: 1 E: 1 K: 0 S: 10	H: 2 LOB: 1 BB: 0 P: 19	R: 0 E: 0 K: 0 S: 4	H: 0 LOB: 0 BB: 0 P: 7	R: 0 E: 0 K: 1 S: 11	H: 0 LOB: 0 BB: 0 P: 14	R: 0 E: 0 K: 0 S: 8	H: 1 LOB: 0 BB: 0 P: 11	R: 1 E: 0 K: 1 S: 13	H: 2 LOB: 2 BB: 0 P: 22	R: 0 E: 0 K: 0 S: 6	H: 0 LOB: 0 BB: 0 P: 11		R: 1 E: 0 K: 1 S: 13	H: 1 LOB: 0 BB: 0 P: 22	1B: 6 2B: 0 3B: 0 HR: 0	SF: 0 SAC: 1 DP: 3 HBP: 1	WP: 1 PB: 0 SB: 0 CS: 0	PA: 33													
PITCHER	IP	WLS	BF	H	R	ER	SO	BB	IBB	HBP	BLK	WP	HR	S	P	ERA	WHIP	PITCHER		IP	WLS	BF	H	R	ER	SO	BB	IBB	HBP	BLK	WP	HR	S	P	ERA	WHIP
Cory Lidle, R ERA: 6.08	6.1	W	24	5	2	2	2	1	0	0	0	1	0	24	41	3.38	0.947			IP	WLS	BF	H	R	ER	SO	BB	IBB	HBP	BLK	WP	HR	S	P	ERA	WHIP
Josh Towers, R ERA: 5.91	2.2	S	9	1	1	1	2	0	0	0	0	1	0	24	41	3.38	0.375			IP	WLS	BF	H	R	ER	SO	BB	IBB	HBP	BLK	WP	HR	S	P	ERA	WHIP



Batter	1	2	3	4	5	6	7	8	9	AB	R	H	RBI	BB	SO	LOB	TOP								
3 Reed Johnson, R OBP: 0.339, SLG: 0.396	1-1 FC6-4 HBP		1-3 K			1-2 F9 1B	3-2 G4-3			3	1	1	0	0	1	1									
Mike Bordick, R OBP: 0.343, SLG: 0.404	2-3 K		2-0 2B			0-0 HR 1B		4-2 BB		3	1	2	1	1	1	1									
10 Vernon Wells, R OBP: 0.355, SLG: 0.550	SAFE FC6-4 1-2	0-1 FC6-4	3-H F8			1-0 F9		0-1 F9		4	0	0	0	0	0	5									
Carlos Delgado, L OBP: 0.435, SLG: 0.596	3-2 G3			2-3 K		3-1 SF9		1-3 K		3	0	0	1	0	2	2									
Josh Phelps, R OBP: 0.359, SLG: 0.465		2-2 G6-3		0-1 F7		3-H HR		2-3 K		4	1	1	2	0	1	1									
Orlando Hudson, S OBP: 0.330, SLG: 0.389						1-H HR				0	0	0	0	0	0	0									
Bobby Kielty, S OBP: 0.362, SLG: 0.396		1-0 F9		1-1 G5-3		3-1 HBP			3-1 P4	3	0	0	0	0	0	0									
Tom Wilson, R OBP: 0.333, SLG: 0.402		2-1 F9			2-0 F9			2-2 G4-3 1B		3	0	0	0	0	1	1									
Frank Catalanotto, L OBP: 0.351, SLG: 0.474						1-3 K				1	0	1	0	0	0	0									
Chris Woodward, R OBP: 0.319, SLG: 0.409			0-1 G4-3 2B		2-0 F9			0-1 G5-3		3	1	1	0	0	0	0									
Greg Myers, L OBP: 0.370, SLG: 0.490								1-2 G4-3		1	0	0	0	0	0	1									
Kevin Cash, R OBP: 0.190, SLG: 0.179									1-2 G4-3	0	0	0	0	0	0	0									
Dave Berg, R OBP: 0.306, SLG: 0.391			2-2 G4-3		1-0 G4-3			2-2 L7		2	0	0	0	0	0	1									
Eric Hinske, L OBP: 0.322, SLG: 0.428										2	0	0	0	0	0	1									
Inning Stats	R: 0 E: 0 K: 1 S: 10	H: 0 LOB: 1 BB: 0 P: 16	R: 0 E: 0 K: 0 S: 7	H: 0 LOB: 0 BB: 0 P: 12	R: 1 E: 0 K: 1 S: 14	H: 2 LOB: 1 BB: 0 P: 20	R: 0 E: 0 K: 1 S: 7	H: 0 LOB: 0 BB: 0 P: 10	R: 0 E: 0 K: 0 S: 3	H: 0 LOB: 0 BB: 0 P: 8	R: 3 E: 0 K: 1 S: 13	H: 3 LOB: 1 BB: 0 P: 23	R: 0 E: 0 K: 0 S: 6	H: 0 LOB: 1 BB: 1 P: 9	R: 0 E: 0 K: 2 S: 12	H: 0 LOB: 1 BB: 1 P: 19	R: 0 E: 0 K: 0 S: 10	H: 1 LOB: 1 BB: 0 P: 17	1B: 3 2B: 2 3B: 0 HR: 1	SF: 1 SAC: 0 DP: 0 HBP: 2	WP: 0 PB: 0 SB: 0 CS: 0	PA: 36			
PITCHER	IP	WLS	BF	H	R	ER	SO	BB	IBB	HBP	BLK	WP	HR	S	P	ERA	WHIP								
Billy Traber, L ERA: 4.61	(1, 1)	5.2	24	5	4	4	3	0	0	2	0	0	1	51	85	6.35	0.882								
Jack Cressend, R ERA: 1.3	(6, 1)	2.1	8	0	0	0	3	1	0	0	0	0	0	21	32	0.00	0.429								
Danys Baez, R ERA: 3.5	(9, 1)	1.0	W	4	1	0	0	0	0	0	0	0	0	10	17	0.00	1.000								

Toronto Blue Jays @ Cleveland Indians
Jacobs Field, Cleveland, OH
Sun Aug 31 2003, 1:05 PM EDT
Att: 20,866 - Cloudy - 71 F

AB 32
R 4
H 6
RBI 4
BB 1
SO 6
LOB 14



Batter	1	2	3	4	5	6	7	8	9	AB	R	H	RBI	BB	SO	LOB	BOTTOM								
Coco Crisp, S OBP: 0.315, SLG: 0.375	1-2 P4			1-2 CS			4-2 CS BB			3	0	2	1	1	0	0									
Casey Blake, R OBP: 0.320, SLG: 0.441	0-1 BB 1B	3-H K			3-2 L9		1-2 F9			4	0	1	0	0	1	3									
Jody Gerut, L OBP: 0.339, SLG: 0.500	3-2 L8		0-0 F8		4-2 BB			0-0 G4-3		3	0	0	0	1	0	1									
Ryan Ludwick, R OBP: 0.311, SLG: 0.456	4-2 BB		1-2 G5-3		3-1 F8			1-0 P4		3	0	0	0	1	0	2									
Alex Escobar, R OBP: 0.233, SLG: 0.500	2-3 K		1-0 HR		3-2 P4			2-2 1B		4	1	2	1	0	1	4									
Ben Broussard, L OBP: 0.316, SLG: 0.424		2-2 G4-3		0-0 G5-3		0-2 G3		0-2 G4-3		4	0	0	0	0	0	1									
Tim Laker, R ERA: 5.36		3-2 WP 2B G4-3 1B		0-0 F9		3-0 P5		3-2 SH E 1B		4	1	2	0	0	0	0									
56 Angel Santos, S OBP: 0.254, SLG: 0.456										0	1	0	0	0	0	0									
2 Johnny Peralta, R OBP: 0.289, SLG: 0.315		2-0 G4-3 WP 1B 1B		2-3 K		0-2 G6-3		0-0 SH E		3	2	1	0	0	1	0									
Brandon Phillips, R OBP: 0.243, SLG: 0.304			2-2 G4-3		2-2 CS 1B			1-0 FC3		3	0	1	1	0	1	1									
Matt Lawton, L OBP: 0.340, SLG: 0.422			1-3 2H							1	0	0	0	0	0	1									
Inning Stats	R: 0 E: 0 K: 1 S: 20	H: 1 LOB: 2 BB: 1 P: 30	R: 2 E: 0 K: 1 S: 15	H: 3 LOB: 1 BB: 0 P: 27	R: 1 E: 0 K: 0 S: 6	H: 1 LOB: 0 BB: 0 P: 8	R: 0 E: 0 K: 1 S: 11	H: 1 LOB: 0 BB: 0 P: 15	R: 0 E: 0 K: 0 S: 18	H: 1 LOB: 2 BB: 1 P: 32	R: 0 E: 0 K: 0 S: 8	H: 0 LOB: 0 BB: 0 P: 11	R: 0 E: 0 K: 1 S: 12	H: 0 LOB: 1 BB: 1 P: 19	R: 0 E: 0 K: 0 S: 9	H: 1 LOB: 1 BB: 0 P: 12	R: 2 E: 2 K: 0 S: 5	H: 1 LOB: 1 BB: 0 P: 9	1B: 8 2B: 0 3B: 0 HR: 1	SF: 0 SAC: 1 DP: 0 HBP: 0	WP: 1 PB: 0 SB: 2 CS: 2	PA: 37			
PITCHER	IP	WLS	BF	H	R	ER	SO	BB	IBB	HBP	BLK	WP	HR	S	P	ERA	WHIP								
Mark Hendrickson, L	(1, 1)	4.1	21	7	3	3	3	2	0	0	0	0	0	64	100	6.23	2.077								
Pete Walker, R ERA: 5.31	(5, 1)	3.1	11	1	0	0	1	1	0	0	0	0	0	32	51	0.00	0.600								
Jason Kershner, L ERA: 3.92	(8, 1)	0.1	L	4	1	2	0	0	0	0	0	0	0	8	12	0.00	3.000								

Toronto Blue Jays @ Cleveland Indians
Jacobs Field, Cleveland, OH
Sun Aug 31 2003, 1:05 PM EDT
Att: 20,866 - Cloudy - 71 F

AB 32
R 5
H 9
RBI 3
BB 3
SO 4
LOB 13



Batter	1	2	3	4	5	6	7	8	9	AB	R	H	RBI	BB	SO	LOB	TOP			
Alfonso Soriano, R OBP: 0.328, SLG: 0.495			G5-3			K		K		4	1	1	0	0	2	0	New York Yankees @ Toronto Blue Jays SkyDome, Toronto, ON Mon Sep 01 2003, 1:05 PM EDT Att: 26,869 - Overcast - 68 F			
Nick Johnson, L OBP: 0.447, SLG: 0.519			L4					G3		3	0	1	1	1	0	0				
25 Jason Giambi, L OBP: 0.417, SLG: 0.524	K					G4-3		G6-3		4	0	0	0	0	2	1				
Bernie Williams, S OBP: 0.374, SLG: 0.403	L6					F8		G1-3		4	0	1	0	0	0	0				
55 Hideki Matsui, L OBP: 0.350, SLG: 0.442						G5-3		K		3	0	1	0	0	1	1				
Aaron Boone, R OBP: 0.324, SLG: 0.436		F8				K		K		3	0	0	0	0	2	2				
John Flaherty, R OBP: 0.278, SLG: 0.459		G1-3				G6-3		K		3	0	0	0	0	1	2				
Juan Rivera, R OBP: 0.274, SLG: 0.353		K				K		G1-3		3	0	0	0	0	2	1				
Enrique Wilson, S OBP: 0.269, SLG: 0.340			G5-3			P4		G5-3		3	0	0	0	0	0	0				
Inning Stats	R: 1 E: 0 K: 1 S: 10	H: 2 LOB: 0 BB: 0 P: 18	R: 0 E: 0 K: 1 S: 11	H: 1 LOB: 1 BB: 0 P: 15	R: 0 E: 0 K: 0 S: 7	H: 0 LOB: 0 BB: 0 P: 11	R: 0 E: 0 K: 1 S: 5	H: 0 LOB: 0 BB: 0 P: 9	R: 0 E: 0 K: 2 S: 7	H: 0 LOB: 1 BB: 1 P: 10	R: 0 E: 0 K: 3 S: 10	H: 1 LOB: 1 BB: 0 P: 12	R: 0 E: 0 K: 1 S: 8	H: 0 LOB: 0 BB: 0 P: 10	R: 0 E: 0 K: 0 S: 7	H: 0 LOB: 0 BB: 0 P: 9	1B: 3 2B: 1 3B: 0 HR: 0	SF: 0 SAC: 0 DP: 0 HBP: 0	WP: 0 PB: 0 SB: 1 CS: 1	PA: 31
PITCHER 32 Roy Halladay, R ERA: 3.58	IP: 9.0 WLS: W BF: 31	H: 4 R: 1 ER: 1 SO: 10	BB: 1 IBB: 0 HBP: 0 BLK: 0	WP: 0 HR: 0 S: 73 P: 109	ERA: 1.00 WHIP: 0.556	PITCHER IP: 9.0 WLS: W BF: 31 H: 4 R: 1 ER: 1 SO: 10 BB: 1 IBB: 0 HBP: 0 BLK: 0 WP: 0 HR: 0 S: 73 P: 109 ERA: 1.00 WHIP: 0.556														

Batter	1	2	3	4	5	6	7	8	9	AB	R	H	RBI	BB	SO	LOB	BOTTOM			
3 Reed Johnson, R OBP: 0.340, SLG: 0.399	G5-3		G6-3			G4-3		K		5	0	2	2	0	1	2	New York Yankees @ Toronto Blue Jays SkyDome, Toronto, ON Mon Sep 01 2003, 1:05 PM EDT Att: 26,869 - Overcast - 68 F			
Mike Bordick, R OBP: 0.346, SLG: 0.404						G4-3		G4-3		3	1	1	0	1	0	2				
10 Vernon Wells, R OBP: 0.356, SLG: 0.552	G6-4-3					P4		1B HR		4	2	2	0	0	0	2				
Carlos Delgado, L OBP: 0.434, SLG: 0.593		K				L3		1B HR		4	1	1	1	0	1	1				
Josh Phelps, R OBP: 0.361, SLG: 0.474		G6-3				F9		1B HR		4	1	2	4	0	0	0				
Bobby Kielty, S OBP: 0.363, SLG: 0.398						G5-4-3		1B		3	0	1	0	1	1	1				
Chris Woodward, R OBP: 0.319, SLG: 0.407		F8				2B		F7		4	1	1	0	0	1	2				
Eric Hinske, L OBP: 0.324, SLG: 0.434			G3			F9		F9		4	2	2	1	0	0	1				
Kevin Cash, R OBP: 0.196, SLG: 0.186		P3				F9		G6-3		4	0	1	0	0	0	2				
Inning Stats	R: 0 E: 0 K: 0 S: 9	H: 1 LOB: 0 BB: 0 P: 10	R: 0 E: 0 K: 1 S: 8	H: 1 LOB: 1 BB: 0 P: 13	R: 0 E: 0 K: 0 S: 7	H: 0 LOB: 0 BB: 0 P: 11	R: 2 E: 0 K: 0 S: 10	H: 2 LOB: 0 BB: 1 P: 20	R: 2 E: 0 K: 0 S: 10	H: 3 LOB: 1 BB: 0 P: 17	R: 0 E: 0 K: 1 S: 7	H: 0 LOB: 0 BB: 0 P: 9	R: 1 E: 0 K: 1 S: 20	H: 2 LOB: 1 BB: 0 P: 23	R: 3 E: 0 K: 1 S: 18	H: 4 LOB: 2 BB: 1 P: 31	1B: 7 2B: 5 3B: 0 HR: 1	SF: 0 SAC: 0 DP: 2 HBP: 0	WP: 0 PB: 0 SB: 1 CS: 0	PA: 37
PITCHER David Wells, L ERA: 4.45 Jeff Weaver, R ERA: 6.05	IP: 7.0 WLS: L BF: 29	H: 9 R: 5 ER: 5 SO: 3	BB: 1 IBB: 0 HBP: 0 BLK: 0	WP: 0 HR: 0 S: 71 P: 103	ERA: 6.43 WHIP: 1.429	PITCHER IP: 8.1 WLS: L BF: 34 H: 10 R: 4 ER: 3 SO: 1 BB: 1 IBB: 0 HBP: 0 BLK: 0 WP: 1 HR: 1 S: 18 P: 31 ERA: 27.00 WHIP: 5.000														

Batter	1	2	3	4	5	6	7	8	9	AB R H RBI BB SO LOB	TOP									
Alfonso Soriano, R (1,4) OBP: 0.329, SLG: 0.493	1-1 F7		1-2 F9		4-0 25 BB	1-2	1-2		0-2 F9	4 0 1 0 1 0 1	New York Yankees @ Toronto Blue Jays SkyDome, Toronto, ON Wed Sep 03 2003, 7:15 PM EDT Att: 21,770 - Overcast - 73 F									
Nick Johnson, L (1,10) OBP: 0.445, SLG: 0.515	2-1 1B		0-1 G4-1		2-3	3-3	1-2			4 0 1 0 0 2 4										
25 Jason Giambi, L (1,3) OBP: 0.418, SLG: 0.530	0-3			1-1	4-1	0-1				3 1 1 1 1 1 1										
Bernie Williams, S (1,8) OBP: 0.371, SLG: 0.399		0-0 F8		0-1 F7	0-3			0-0 P3		4 0 0 0 0 1 3										
20 Jorge Posada, S (1,2) OBP: 0.402, SLG: 0.521		3-2 F9		2-1	0-0 B1-3			3-2		4 1 2 1 0 0 0										
55 Hideki Matsui, L (1,7) OBP: 0.348, SLG: 0.440		0-0 G4-3		3-2	4-1			1-1		3 0 0 0 1 0 1										
Aaron Boone, R (1,5) OBP: 0.323, SLG: 0.436			2-2	0-0 F8	0-3			0-0		4 1 1 0 0 1 2										
Karim Garcia, L (1,9) OBP: 0.302, SLG: 0.449			0-1		0-3	1-3		0-1		3 0 1 1 0 2 1										
Ruben Sierra, S (9,PH) OBP: 0.337, SLG: 0.410			2-H							1 0 1 0 0 0 0										
Enrique Wilson, S (1,6) OBP: 0.268, SLG: 0.337		0-2 F7		2-1	25 BB			0-0		4 0 1 0 0 0 1										
Inning Stats	R: 0 E: 0 K: 1 S: 7	H: 1 LOB: 0 BB: 0 P: 10	R: 0 E: 0 K: 0 S: 5	H: 0 LOB: 0 BB: 0 P: 8	R: 1 E: 0 K: 0 S: 16	H: 2 LOB: 1 BB: 0 P: 19	R: 2 E: 0 K: 0 S: 11	H: 2 LOB: 0 BB: 0 P: 17	R: 0 E: 0 K: 3 S: 12	H: 1 LOB: 1 BB: 2 P: 24	R: 0 E: 0 K: 1 S: 9	H: 1 LOB: 1 BB: 0 P: 13	R: 0 E: 0 K: 0 S: 7	H: 1 LOB: 1 BB: 0 P: 11	R: 0 E: 0 K: 0 S: 6	H: 1 LOB: 0 BB: 0 P: 6	1B: 6 2B: 1 3B: 0 HR: 2	SF: 0 SAC: 0 DP: 0 HBP: 0	WP: 0 PB: 0 SB: 1 CS: 0	PA: 37
PITCHER	IP WLS BF H R ER SO BB IBB HBP BLK WP HR S P ERA WHIP											PITCHER	IP WLS BF H R ER SO BB IBB HBP BLK WP HR S P ERA WHIP							
Kelvin Escobar, R (1,1) ERA: 4.3	6.2 29 7 3 3 7 3 0 0 0 0 2 66 102 4.05 1.500																			
Jason Kershner, L (7,1) ERA: 3.74	2.0 W 7 2 0 0 0 0 0 0 0 0 0 12 16 0.00 1.000																			
Aquilino Lopez, R (9,1) ERA: 3.88	0.1 S 1 0 0 0 0 0 0 0 0 0 0 0 3 3 0.00 0.000																			

Batter	1	2	3	4	5	6	7	8	9	AB R H RBI BB SO LOB	BOTTOM							
Frank Catalanotto, L (1,7) OBP: 0.351, SLG: 0.471	1-2 F7		3-3		1-2	4-0		0-1		3 0 0 0 1 1 0	New York Yankees @ Toronto Blue Jays SkyDome, Toronto, ON Wed Sep 03 2003, 7:15 PM EDT Att: 21,770 - Overcast - 73 F							
3 Reed Johnson, R (9,7) OBP: 0.340, SLG: 0.399					1-2					0 0 0 0 0 0 0								
Mike Bordick, R (1,6) OBP: 0.343, SLG: 0.404	3-2 L6		1-0		3-2	2-1		3-1		5 0 1 0 0 0 5								
10 Vernon Wells, R (1,8) OBP: 0.358, SLG: 0.551	1-3			0-1	1-0			0-2		4 1 2 0 0 1 1								
Carlos Delgado, L (1,3) OBP: 0.431, SLG: 0.588		1-3		1-0	2-3			1-2		4 0 0 0 0 2 5								
Greg Myers, L (1,2) OBP: 0.383, SLG: 0.497		1-0		1-0		0-1		0-0		4 2 3 0 0 0 1								
Josh Phelps, R (1,10) OBP: 0.362, SLG: 0.482		3-3		3-2	3-2	4-0		1-3		3 1 1 2 1 1 2								
Eric Hinske, L (1,5) OBP: 0.325, SLG: 0.435		0-0		0-1	4-2			0-0		2 0 1 1 1 0 0								
Bobby Kielty, S (1,9) OBP: 0.359, SLG: 0.395		0-0		0-1	2-3			2-3		3 0 0 1 0 1 4								
Orlando Hudson, S (1,4) OBP: 0.329, SLG: 0.388			2-3		1-1			0-3		4 0 1 0 0 3 2								
Inning Stats	R: 0 E: 0 K: 1 S: 11	H: 0 LOB: 0 BB: 0 P: 16	R: 0 E: 0 K: 2 S: 11	H: 2 LOB: 2 BB: 0 P: 16	R: 0 E: 0 K: 2 S: 7	H: 0 LOB: 0 BB: 0 P: 13	R: 2 E: 0 K: 0 S: 12	H: 2 LOB: 0 BB: 0 P: 17	R: 0 E: 0 K: 1 S: 17	H: 1 LOB: 3 BB: 2 P: 27	R: 1 E: 1 K: 0 S: 9	H: 1 LOB: 2 BB: 1 P: 17	R: 0 E: 0 K: 1 S: 11	H: 1 LOB: 1 BB: 0 P: 14	1B: 6 2B: 2 3B: 0 HR: 1	SF: 2 SAC: 0 DP: 0 HBP: 2	WP: 0 PB: 0 SB: 1 CS: 0	PA: 39
PITCHER	IP WLS BF H R ER SO BB IBB HBP BLK WP HR S P ERA WHIP											PITCHER	IP WLS BF H R ER SO BB IBB HBP BLK WP HR S P ERA WHIP					
35 Mike Mussina, R (1,1) ERA: 3.22	6.0 L 1 1 1 1 0 0 0 0 0 0 0 1 2 3.00 1.167																	
Antonio Osuna, R (7,1) ERA: 3.61	0.0																	
Gabe White, L (7,1) ERA: 3.92	1.2 7 1 0 0 1 0 1 0 0 0 0 14 21 0.00 0.600																	
Jeff Nelson, R (8,1) ERA: 3.88	0.1 2 1 0 0 0 0 0 0 0 0 0 5 8 0.00 3.000																	

Batter	1	2	3	4	5	6	7	8	9	AB	R	H	RBI	BB	SO	LOB	TOP								
Alfonso Soriano, R (1.4)	F9		HR	G1-3			L8		G1-4-3	5	1	1	1	0	0	1									
Nick Johnson, L (1.10)	2B		55 FC4-6 25 BB	1B			K		L4	5	0	2	0	0	1	0									
25 Jason Giambi, L (1.3)	K		55 FC4-6	BB			G4-3		F8	3	0	0	0	2	1	1									
20 Jorge Posada, S (1.2)	G3-1		P6				K		FC6	4	0	0	0	0	1	4									
55 Hideki Matsui, L (1.7)		G3 FC6-4 BB	FC4-6				K		K	3	1	0	0	1	2	2									
Bernie Williams, S (1.8)	G3		F8				G3-1		2B	4	1	1	0	0	0	3									
Aaron Boone, R (1.5)		FC6-4 HBP		K			E2 1B		G5-3	3	0	0	0	0	1	1									
Karim Garcia, L (1.9)	FC6-4								2B	4	0	3	2	0	0	1									
Enrique Wilson, S (1.6)	F9						G3		P5	4	0	0	0	0	1	5									
Inning Stats	R: 0 E: 0 K: 1 S: 9	H: 1 LOB: 1 BB: 0 P: 17	R: 1 E: 0 K: 0 S: 7	H: 0 LOB: 1 BB: 1 P: 16	R: 1 E: 0 K: 0 S: 9	H: 2 LOB: 2 BB: 1 P: 20	R: 0 E: 0 K: 2 S: 11	H: 1 LOB: 1 BB: 0 P: 14	R: 0 E: 0 K: 1 S: 10	H: 0 LOB: 0 BB: 0 P: 17	R: 0 E: 1 K: 1 S: 18	H: 1 LOB: 2 BB: 0 P: 27	R: 0 E: 0 K: 1 S: 8	H: 0 LOB: 1 BB: 1 P: 17	R: 1 E: 0 K: 1 S: 13	H: 2 LOB: 1 BB: 0 P: 22	R: 0 E: 0 K: 0 S: 8	H: 0 LOB: 0 BB: 0 P: 13	1B: 3 2B: 3 HR: 1	SF: 0 SAC: 0 DP: 0 HBP: 1	WP: 0 PB: 0 SB: 1 CS: 0	PA: 39			
PITCHER	IP	WLS	BF	H	R	ER	SO	BB	IBB	HBP	BLK	WP	HR	S	P	ERA	WHIP								
Cory Lidle, R (1.1)	6.0		27	5	2	2	5	2	0	1	0	0	1	64	111	3.00	1.167								
Trever Miller, L (7.1)	1.1	L	5	0	0	0	2	1	0	0	0	0	0	12	23	0.00	0.750								
Pete Walker, R (8.1)	0.2	L	4	2	1	1	0	0	0	0	0	0	0	9	16	13.50	3.000								
Cliff Politte, R (9.1)	0.1		1	0	0	0	0	0	0	0	0	0	0	4	7	0.00	0.000								
Jason Kershner, L (9.1)	0.2		2	0	0	0	0	0	0	0	0	0	0	4	6	0.00	0.000								

New York Yankees @ Toronto Blue Jays
SkyDome, Toronto, ON
Thu Sep 04 2003, 7:05 PM EDT
Att: 17,254 - Sunny - 68 F

AB 35
R 3
H 7
RBI 3
BB 3
SO 7
LOB 18



Batter	1	2	3	4	5	6	7	8	9	AB	R	H	RBI	BB	SO	LOB	BOTTOM								
Frank Catalanotto, L (1.7)	G4-6-3 1B		F8				F9		BB	3	0	1	0	1	0	3									
Eric Hinske, L (1.5)	G4-6-3		K				G1-3		L9	4	0	0	0	0	1	5									
10 Vernon Wells, R (1.8)	K			G1-3			FC4-6 BB		F8	3	0	0	0	1	1	1									
Carlos Delgado, L (1.3)		K		G4-3			K		K	4	0	0	0	0	3	2									
Greg Myers, L (1.2)		K		K			FC4-6		K	4	0	0	0	0	3	1									
Josh Phelps, R (1.10)							F8		G4-3 BB	3	0	0	0	1	1	1									
3 Reed Johnson, R (9, FR)										0	0	0	0	0	0	0									
Bobby Kielty, S (1.9)			F7				HR		G4-3	4	1	1	1	0	0	1									
Chris Woodward, R (1.6)			1B BB				1B E BB		G3	2	1	0	0	2	0	2									
Orlando Hudson, S (1.4)			1B				1B		G6-3	3	0	2	0	0	0	0									
Inning Stats	R: 0 E: 0 K: 1 S: 9	H: 1 LOB: 0 BB: 0 P: 13	R: 0 E: 0 K: 2 S: 9	H: 0 LOB: 0 BB: 0 P: 15	R: 0 E: 0 K: 1 S: 13	H: 1 LOB: 2 BB: 1 P: 24	R: 0 E: 0 K: 1 S: 9	H: 0 LOB: 0 BB: 0 P: 13	R: 2 E: 1 K: 1 S: 12	H: 2 LOB: 1 BB: 1 P: 24	R: 0 E: 0 K: 1 S: 11	H: 0 LOB: 1 BB: 1 P: 18	R: 0 E: 0 K: 1 S: 5	H: 0 LOB: 0 BB: 0 P: 9	R: 0 E: 0 K: 1 S: 11	H: 0 LOB: 1 BB: 1 P: 17	R: 0 E: 0 K: 1 S: 9	H: 0 LOB: 2 BB: 1 P: 14	1B: 3 2B: 0 3B: 0 HR: 1	SF: 0 SAC: 0 DP: 1 HBP: 0	WP: 0 PB: 0 SB: 0 CS: 0	PA: 35			
PITCHER	IP	WLS	BF	H	R	ER	SO	BB	IBB	HBP	BLK	WP	HR	S	P	ERA	WHIP								
Jose Contreras, R (1.1)	7.0		27	4	2	1	7	3	0	0	0	0	0	3	8	0.00	1.000								
Chris Hammond, L (8.1)	0.1	H	2	0	0	0	0	1	0	0	0	0	0	3	8	0.00	3.000								
Jeff Nelson, R (8.1)	0.1	H	1	0	0	0	0	0	0	0	0	0	0	4	5	0.00	0.000								
42 Mariano Rivera, R (8.1)	1.1	S	5	0	0	0	2	1	0	0	0	0	0	13	18	0.00	0.750								

New York Yankees @ Toronto Blue Jays
SkyDome, Toronto, ON
Thu Sep 04 2003, 7:05 PM EDT
Att: 17,254 - Sunny - 68 F


AB 30
R 2
H 4
RBI 1
BB 5
SO 9
LOB 16



Batter	1	2	3	4	5	6	7	8	9	10	AB	R	H	RBI	BB	SO	LOB	TOP									
Ben Petrick, R (1, 8) OBP: 0.271, SLG: 0.390 Alex Sanchez, L (8, PH) OBP: 0.314, SLG: 0.364 (8, 8)	G6-3		P3			G4-3		G3-1			3	0	0	0	0	0	2										
Warren Morris, L (1, 4) OBP: 0.329, SLG: 0.373	G6-3		G3-1			G3				G6-4-3 1B	4	0	1	0	0	0	2										
Bobby Higginson, L (1, 9) OBP: 0.318, SLG: 0.373	G4-3					G3				G6-4-3 1B	4	0	1	0	0	1	0										
Dmitri Young, S (1, 10) OBP: 0.366, SLG: 0.548		F7				G5-3				G6-4-3 1B	4	0	0	0	0	1	2										
Carlos Pena, L (1, 3) OBP: 0.326, SLG: 0.466		G3						G4-3		F8	3	0	0	0	1	0	1										
Craig Monroe, R (1, 7) OBP: 0.277, SLG: 0.434		G5-3				BB		F9			4	0	0	0	0	1	1										
Shane Halter, R (1, 5) OBP: 0.281, SLG: 0.345 (8, 6)			G6-3			G5-3		G6-3			4	0	0	0	0	1	0										
15 Brandon Inge, R (1, 2) OBP: 0.262, SLG: 0.357			E5 HBP			G3		G4-3		G4-3	4	0	0	0	0	0	0										
Ramon Santiago, S (1, 6) OBP: 0.285, SLG: 0.272 Kevin Witt, L (8, PH) OBP: 0.315, SLG: 0.422 (8, 5)						K					1	0	0	0	0	1	0										
Inning Stats	R: 0 E: 0 K: 0 S: 4	H: 0 LOB: 0 BB: 0 P: 5	R: 0 E: 0 K: 0 S: 3	H: 0 LOB: 0 BB: 0 P: 8	R: 0 E: 1 K: 0 S: 8	H: 0 LOB: 2 BB: 0 P: 10	R: 0 E: 0 K: 2 S: 11	H: 0 LOB: 1 BB: 1 P: 21	R: 0 E: 0 K: 1 S: 11	H: 0 LOB: 0 BB: 0 P: 16	R: 0 E: 0 K: 0 S: 6	H: 0 LOB: 0 BB: 0 P: 7	R: 0 E: 0 K: 1 S: 7	H: 0 LOB: 0 BB: 0 P: 9	R: 0 E: 0 K: 0 S: 7	H: 1 LOB: 1 BB: 0 P: 8	R: 0 E: 0 K: 0 S: 5	H: 2 LOB: 1 BB: 0 P: 5	R: 0 E: 0 K: 1 S: 8	H: 0 LOB: 0 BB: 0 P: 10	1B: 2 2B: 1 3B: 0 HR: 0	SF: 0 SAC: 0 DP: 1 HBP: 1	WP: 0 PB: 0 SB: 0 CS: 0	PA: 35			
PITCHER 32 Roy Halladay, R (1, 1) ERA: 3.42	IP	WLS	BF	H	R	ER	SO	BB	IBB	HBP	BLK	WP	HR	S	P	ERA	WHIP										
	10.0	W	35	3	0	0	5	1	0	1	0	0	0	70	99	0.00	0.400										

Detroit Tigers @ Toronto Blue Jays
SkyDome, Toronto, ON
Sat Sep 06 2003, 4:05 PM EDT
Alt. 18,261 - Sunny - 75 F


AB 33
R 0
H 3
RBI 0
BB 1
SO 5
LOB 9



Batter	1	2	3	4	5	6	7	8	9	10	AB	R	H	RBI	BB	SO	LOB	BOTTOM									
3 Reed Johnson, R (1, 9) OBP: 0.337, SLG: 0.394 Bobby Kielty, S (10, PH) OBP: 0.361, SLG: 0.404	G6-3		K			G6-3 1B		G4-3		G6-3 1B	4	0	1	0	0	1	0										
Frank Catalanotto, L (1, 7) OBP: 0.349, SLG: 0.466	G4-3					G6-3 1B		G4-3			4	0	0	0	0	0	1										
10 Vernon Wells, R (1, 8) OBP: 0.354, SLG: 0.543	G5-3					F8				G6-3	4	0	0	0	0	0	1										
Carlos Delgado, L (1, 3) OBP: 0.432, SLG: 0.584 Dave Berg, R (9, PR) OBP: 0.306, SLG: 0.390 (10, 3)		L4-6 G5-3 1B				HBP 1B		FC6-4 1B		G6-4-3 1B	3	0	3	0	1	0	0										
Josh Phelps, R (1, 10) OBP: 0.361, SLG: 0.483		G5-3				FC6-4 1B				G6-4-3	3	0	0	0	0	0	4										
Eric Hinske, L (1, 5) OBP: 0.326, SLG: 0.437						G3					2	1	0	0	2	1	2										
Mike Bordick, R (1, 6) OBP: 0.341, SLG: 0.401 Howie Clark, L (10, PH) OBP: 0.400, SLG: 0.431		L4-6				G5-3		F7		SH1-4 1B	3	0	0	0	0	0	2										
Orlando Hudson, S (1, 4) OBP: 0.332, SLG: 0.388						G4-3		G5-3			4	0	1	0	0	1	1										
Kevin Cash, R (1, 2) OBP: 0.189, SLG: 0.200 Greg Myers, L (10, PH) OBP: 0.361, SLG: 0.490						F9		P6			3	0	0	0	0	0	1										
Inning Stats	R: 0 E: 0 K: 0 S: 8	H: 0 LOB: 0 BB: 0 P: 11	R: 0 E: 0 K: 0 S: 7	H: 1 LOB: 1 BB: 1 P: 15	R: 0 E: 0 K: 1 S: 8	H: 1 LOB: 0 BB: 0 P: 11	R: 0 E: 0 K: 0 S: 10	H: 1 LOB: 2 BB: 0 P: 17	R: 0 E: 0 K: 0 S: 3	H: 0 LOB: 0 BB: 0 P: 6	R: 0 E: 0 K: 1 S: 8	H: 1 LOB: 2 BB: 1 P: 16	R: 0 E: 0 K: 1 S: 9	H: 0 LOB: 0 BB: 0 P: 14	R: 0 E: 0 K: 0 S: 10	H: 0 LOB: 0 BB: 0 P: 14	R: 0 E: 0 K: 0 S: 7	H: 1 LOB: 1 BB: 0 P: 10	R: 1 E: 0 K: 1 S: 7	H: 1 LOB: 2 BB: 2 P: 17	1B: 6 2B: 1 3B: 0 HR: 0	SF: 0 SAC: 1 DP: 2 HBP: 1	WP: 0 PB: 0 SB: 0 CS: 1	PA: 37			
PITCHER 34 Nate Cornejo, R (1, 1) ERA: 4.4 Fernando Rodney, R (10, 1) ERA: 7.32	IP	WLS	BF	H	R	ER	SO	BB	IBB	HBP	BLK	WP	HR	S	P	ERA	WHIP										
	9.0	L	32	5	0	0	2	1	1	1	0	0	0	70	114	0.00	0.667										

Detroit Tigers @ Toronto Blue Jays
SkyDome, Toronto, ON
Sat Sep 06 2003, 4:05 PM EDT
Alt. 18,261 - Sunny - 75 F

AB 31
R 1
H 6
RBI 1
BB 4
SO 3
LOB 12



Batter	1	2	3	4	5	6	7	8	9	AB	R	H	RBI	BB	SO	LOB	TOP
Ben Petrick, R OBP: 0.266, SLG: 0.382 Andres Torres, S OBP: 0.258, SLG: 0.286	G6-3		F8						G3	2	0	0	0	0	0	1	
Warren Morris, L OBP: 0.328, SLG: 0.371	FC4-6 1B			G4-3					F8	4	0	1	0	0	0	1	
Bobby Higginson, L OBP: 0.317, SLG: 0.371 Kevin Witt, L OBP: 0.311, SLG: 0.418	FC4-6 1-2			K					G4-3	2	0	0	0	0	1	1	
Dmitri Young, S OBP: 0.364, SLG: 0.545	CS	G6-3		F8					F7	3	0	0	0	0	0	0	
Carlos Pena, L OBP: 0.326, SLG: 0.468					G3-1					3	0	1	0	0	1	0	
Craig Monroe, R OBP: 0.275, SLG: 0.430					G5-3					3	0	0	0	0	2	1	
Shane Halter, R OBP: 0.279, SLG: 0.341					G6-3					3	0	0	0	0	2	0	
15 Brandon Inge, R OBP: 0.260, SLG: 0.354 Matt Walbeck, S OBP: 0.199, SLG: 0.248				P4		F8			P6	2	0	0	0	0	0	0	
Ramon Santiago, S OBP: 0.285, SLG: 0.272						G3-1			G6-3	3	0	1	0	0	0	0	
Inning Stats	R: 0 H: 1 E: 0 LOB: 0 K: 0 BB: 0 S: 8	R: 0 H: 0 E: 0 LOB: 0 K: 2 BB: 0 S: 8	R: 0 H: 1 E: 0 LOB: 1 K: 1 BB: 0 S: 10	R: 0 H: 0 E: 0 LOB: 0 K: 1 BB: 0 S: 7	R: 0 H: 0 E: 0 LOB: 0 K: 0 BB: 0 S: 13	R: 0 H: 1 E: 0 LOB: 1 K: 0 BB: 0 S: 9	R: 0 H: 1 E: 0 LOB: 1 K: 1 BB: 0 S: 9	R: 0 H: 0 E: 0 LOB: 0 K: 1 BB: 0 S: 9	R: 0 H: 0 E: 0 LOB: 0 K: 0 BB: 0 S: 5	1B: 3 2B: 1 3B: 0 HR: 0	SF: 0 SAC: 0 DP: 0 HBP: 0	WP: 0 PA: 31 PB: 0 SB: 0 CS: 1					
PITCHER	IP	WLS	BF	H	R	ER	SO	BB	IBB	HBP	BLK	WP	HR	S	P	ERA	WHIP
Josh Towers, R ERA: 4.85 Pete Walker, R ERA: 5.19	7.0	W	24	4	0	0	5	0	0	0	0	0	0	64	93	0.00	0.571

Detroit Tigers @ Toronto Blue Jays
SkyDome, Toronto, ON
Sun Sep.07.2003, 1:05 PM EDT
Att: 16,617 - Cloudy - 77 F

AB 30
R 0
H 4
RBI 0
BB 0
SO 6
LOB 4



Batter	1	2	3	4	5	6	7	8	9	AB	R	H	RBI	BB	SO	LOB	BOTTOM
Frank Catalanotto, L OBP: 0.354, SLG: 0.481	HR		HR			E6 10 1B 1B				4	4	3	2	1	0	0	
Eric Hinske, L OBP: 0.331, SLG: 0.442	L8		10 1B G4-6-3 1B			BB 10 1B G4-6-3 BB				4	2	3	0	1	0	0	
10 Vernon Wells, R OBP: 0.356, SLG: 0.543	G1-3		G4-6-3 1B			BB G4-6-3 1B				5	0	3	1	0	1	2	
Carlos Delgado, L OBP: 0.432, SLG: 0.581	K		G4-6-3 1-2 3-H			G4-6-3 BB				3	0	0	0	2	1	3	
Greg Myers, L OBP: 0.384, SLG: 0.495		1B 2B				G4-6-3 1-2 2-3 3-H				5	1	3	0	0	0	5	
Bobby Kielty, S OBP: 0.382, SLG: 0.404		WP 1B	F7			BB BB				3	1	1	1	1	0	2	
Orlando Hudson, S OBP: 0.333, SLG: 0.388				G4-3						3	0	1	1	1	1	1	
Chris Woodward, R OBP: 0.317, SLG: 0.400		F9		P4		K				4	0	0	0	0	1	5	
Kevin Cash, R OBP: 0.175, SLG: 0.185		G6-3		F8						4	0	0	0	0	1	1	
Inning Stats	R: 1 H: 1 E: 0 LOB: 0 K: 1 BB: 0 S: 11	R: 2 H: 3 E: 0 LOB: 0 K: 0 BB: 0 S: 11	R: 2 H: 4 E: 0 LOB: 1 K: 0 BB: 0 S: 13	R: 0 H: 0 E: 0 LOB: 0 K: 0 BB: 0 S: 5	R: 2 H: 2 E: 0 LOB: 3 K: 1 BB: 4 S: 15	R: 0 H: 1 E: 1 LOB: 2 K: 1 BB: 0 S: 14	R: 0 H: 1 E: 0 LOB: 1 K: 1 BB: 0 S: 7	R: 1 H: 2 E: 0 LOB: 2 K: 1 BB: 2 S: 11	1B: 10 2B: 2 3B: 0 HR: 2	SF: 0 SAC: 0 DP: 4 HBP: 0	WP: 2 PA: 41 PB: 1 SB: 0 CS: 0						
PITCHER	IP	WLS	BF	H	R	ER	SO	BB	IBB	HBP	BLK	WP	HR	S	P	ERA	WHIP
45 Chris Mears, R ERA: 5.83 53 Brian Schmack, R ERA: 1.23 38 Jeremy Bonderman, R ERA: 5.71 Chris Spurling, R ERA: 4.92 Wilfredo Ladezma, L ERA: 5.8	2.0	L	11	6	5	5	1	0	0	0	0	0	0	8	13	0.00	2.000
Eric Eckenstahler, L ERA: 2.77 Franklyn German, R ERA: 4.89	1.1		5	1	0	0	0	0	0	0	0	0	0	11	23	9.00	4.000

Detroit Tigers @ Toronto Blue Jays
SkyDome, Toronto, ON
Sun Sep.07.2003, 1:05 PM EDT
Att: 16,617 - Cloudy - 77 F

AB 35
R 8
H 14
RBI 5
BB 6
SO 5
LOB 19



Batter	1	2	3	4	5	6	7	8	9	AB	R	H	RBI	BB	SO	LOB	TOP										
Frank Catalanotto, L (1.7) OBP: 0.353, SLG: 0.479 Dave Berg, R (9. PH) OBP: 0.334, SLG: 0.387	1-1 P3	2-0 F8			1-1 G6-3		0-0 1B		2-2 G6-3	4	0	1	0	0	0	2											
Mike Bordick, R (1.6) OBP: 0.336, SLG: 0.395	0-1 F9		2-2 G6-3		2-3 K		1-3 K			4	0	0	0	0	2	2											
10 Vernon Wells, R (1.8) OBP: 0.359, SLG: 0.546 3 Reed Johnson, R (8.8) OBP: 0.337, SLG: 0.394	0-1 1B		0-0 2B		0-0 1B			2-2 G1-3		4	0	3	1	0	0	0											
Carlos Delgado, L (1.3) OBP: 0.431, SLG: 0.578 Tom Wilson, R (8.3) OBP: 0.333, SLG: 0.402	2-3 K		2-3 K		3-H 1B			2-1 HBP 1B		4	0	1	0	0	3	3											
Greg Myers, L (1.2) OBP: 0.380, SLG: 0.490 Kevin Cash, R (7.2) OBP: 0.190, SLG: 0.185		2-2 G3	1-1 G4-3		0-0 G6-3			1-0 HBP		3	0	0	0	0	0	1											
Josh Phelps, R (1.10) OBP: 0.360, SLG: 0.480		1-0 BB 2B 1B		2-3 K	3-1 G6-3			1-1 F9		4	1	1	0	0	1	2											
Eric Hinske, L (1.5) OBP: 0.330, SLG: 0.439 Howie Clark, L (8.5) OBP: 0.400, SLG: 0.431		4-2 BB 2B		0-2 G4-3	0-0 G3			0-3 K		3	1	0	0	1	1	2											
Bobby Kielty, S (1.9) OBP: 0.359, SLG: 0.399		0-0 L9		2-1 L3			1-3 K		3-1 F8	4	0	0	0	0	1	2											
Orlando Hudson, S (1.4) OBP: 0.335, SLG: 0.394		1-2 1-H 2-H 2B			0-0 G6-3 10 1B 2B		2-3 K		1-2 G6-3	4	1	2	2	0	1	0											
Inning Stats	R: 0 E: 0 K: 1 S: 9	H: 1 LOB: 1 BB: 0 P: 12	R: 2 E: 0 K: 0 S: 15	H: 2 LOB: 1 BB: 1 P: 25	R: 0 E: 0 K: 1 S: 9	H: 1 LOB: 1 BB: 0 P: 14	R: 0 E: 0 K: 1 S: 8	H: 0 LOB: 0 BB: 0 P: 12	R: 1 E: 0 K: 2 S: 11	H: 2 LOB: 1 BB: 0 P: 14	R: 0 E: 0 K: 0 S: 4	H: 0 LOB: 0 BB: 0 P: 7	R: 0 E: 0 K: 3 S: 10	H: 1 LOB: 1 BB: 0 P: 14	R: 0 E: 0 K: 1 S: 10	H: 1 LOB: 2 BB: 0 P: 16	R: 0 E: 0 K: 0 S: 10	H: 0 LOB: 0 BB: 0 P: 16	1B: 5 2B: 3 3B: 0 HR: 0	SF: 0 SAC: 0 DP: 0 HBP: 1	WP: 0 PB: 0 SB: 0 CS: 0	PA: 37					
PITCHER	IP	WLS	BF	H	R	ER	SO	BB	IBB	HBP	BLK	WP	HR	S	P	ERA	WHIP										
35 Mike Mussina, R (1.1) ERA: 3.24	7.0	W	29	7	3	3	8	1	0	0	0	0	0	66	98	3.86	1.143										
Antonio Osuna, R (8.1) ERA: 3.53	0.2		4	1	0	0	0	0	0	1	0	0	0	7	13	0.00	1.500										
Felix Heredia, L (8.1) ERA: 2.88	1.1		4	0	0	0	1	0	0	0	0	0	0	13	19	0.00	0.000										

Toronto Blue Jays @ New York Yankees
 Yankee Stadium, Bronx, NY
 Mon Sep 08 2003, 1:05 PM EDT
 Att: 8,848 - Cloudy - 75 F

AB	35
R	3
H	8
RBI	3
BB	1
SO	9
LOB	14



Batter	1	2	3	4	5	6	7	8	9	AB	R	H	RBI	BB	SO	LOB	BOTTOM										
Alfonso Soriano, R (1.4) OBP: 0.331, SLG: 0.497	2-2 1B WP 25 E 1B			1-0 2 1B 1B	2-1 G4-3 HBP	0-3 K		0-0 1B		5	2	3	0	0	2	2											
Nick Johnson, L (1.3) OBP: 0.438, SLG: 0.496	4-1 25 E 2 1B 55 1B BB			0-0 2 1B FC4-6 1B	0-1 G4-3	1-3 K		3-2 F7		4	2	1	0	2	1	4											
2 Derek Jeter, R (1.6) OBP: 0.393, SLG: 0.461	0-0 55 1B 25 E 1B			2-0 FC4-6 25 BB 55 1B 1B	1-1 G5-3		1-2 25 1B			5	2	3	1	0	0	2											
25 Jason Giambi, L (1.10) OBP: 0.413, SLG: 0.515	2-1 E1 55 1B			4-1 FC4-6 1B	4-2 BB		1-0 G1-3 1B			3	0	2	0	2	0	2											
Bernie Williams, S (1.8) OBP: 0.365, SLG: 0.401	2-3 K			1-1 FC4-6 55 2B 1B	3-2 FC4-6 55 1B		1-2 F7		3-1 G1-3	5	2	0	1	0	1	10											
55 Hideki Matsui, L (1.7) OBP: 0.351, SLG: 0.441	0-1 1B			1-0 1B	1-0 E 1B		1-1 G1-3		3-3 K	5	0	3	3	0	1	2											
Aaron Boone, R (1.5) OBP: 0.321, SLG: 0.430	2-3 K			1-1 2-3 3-H 1B	1-2 E5		2-1 1B 2B		3-2 P3	5	1	2	1	0	1	5											
Karim Garcia, L (1.9) OBP: 0.298, SLG: 0.438	2-3 K			2-3 3-H 1B	1-3 K		0-0 1B 2B		1-2 F8	5	0	1	1	0	3	6											
John Flaherty, R (1.2) OBP: 0.271, SLG: 0.440				0-0 F7	0-0 P4		3-2 P4		2-1 P4	5	0	1	0	0	0	4											
Inning Stats	R: 3 E: 1 K: 3 S: 21	H: 3 LOB: 2 BB: 1 P: 35	R: 0 E: 0 K: 1 S: 7	H: 0 LOB: 1 BB: 1 P: 12	R: 1 E: 0 K: 1 S: 11	H: 3 LOB: 0 BB: 0 P: 15	R: 4 E: 1 K: 1 S: 17	H: 4 LOB: 2 BB: 1 P: 33	R: 0 E: 0 K: 0 S: 10	H: 0 LOB: 2 BB: 1 P: 18	R: 1 E: 0 K: 2 S: 15	H: 3 LOB: 2 BB: 0 P: 21	R: 0 E: 0 K: 1 S: 13	H: 2 LOB: 2 BB: 0 P: 24	R: 0 E: 0 K: 0 S: 9	H: 1 LOB: 1 BB: 0 P: 15	1B: 14 2B: 2 3B: 0 HR: 0	SF: 0 SAC: 0 DP: 0 HBP: 1	WP: 1 PB: 0 SB: 1 CS: 0	PA: 47							
PITCHER	IP	WLS	BF	H	R	ER	SO	BB	IBB	HBP	BLK	WP	HR	S	P	ERA	WHIP										
Kelvin Escobar, R (1.1) ERA: 4.55	3.1	L	24	10	8	6	5	3	0	0	0	0	0	47	81	16.20	3.900										
Brian Bowles, R (4.1) ERA: 2.57	1.2		8	0	0	0	1	1	0	1	0	0	0	19	32	0.00	0.600										
Dan Reichert, R (6.1) ERA: 5.73	1.0		6	3	1	1	2	0	0	0	0	0	0	15	21	9.00	3.000										
Vinnie Chulk, R (7.1) ERA:	2.0		9	3	0	0	1	0	0	0	0	0	0	22	39	0.00	1.500										

Toronto Blue Jays @ New York Yankees
 Yankee Stadium, Bronx, NY
 Mon Sep 08 2003, 1:05 PM EDT
 Att: 8,848 - Cloudy - 75 F


AB	42
R	9
H	16
RBI	7
BB	4
SO	9
LOB	37



Batter	1	2	3	4	5	6	7	8	9	AB	R	H	RBI	BB	SO	LOB	TOP					
3 Reed Johnson, R OBP: 0.343, SLG: 0.396 (1, 9) C X	0-1 10 1B HR	1-2 1B		1-1 1B HBP		2-1 G5-3			4-2 1B 10 SF9 BB	3	2	2	0	1	0	1						
Frank Catalanotto, L OBP: 0.353, SLG: 0.478 Bobby Kielty, S OBP: 0.360, SLG: 0.400 (1, 7) B SAFE X (7, PH) F X (7, 9) X	1-2 F8	1-0 F7		0-0 1B			1-0 P3		2-2 1B	3	0	1	0	0	0	2						
10 Vernon Wells, R OBP: 0.357, SLG: 0.544 (1, 8) X	0-0 1B HR	0-0 F7		0-3 K			0-1 G4-3		1-0 SF9	4	1	1	1	0	1	3						
Carlos Delgado, L OBP: 0.427, SLG: 0.573 (1, 3) X	0-0 F7		3-3 K		2-2 F8		0-3 K2-3		0-0 F8	5	0	0	0	0	2	3						
Josh Phelps, R OBP: 0.361, SLG: 0.486 (1, 10) B X	1-0 1-H 2-H HR		2-0 F9		1-3 K			1-1 2B HBP	0-0 G6-3	4	2	1	3	0	1	1						
Eric Hinske, L OBP: 0.332, SLG: 0.445 (1, 5) X	0-0 2B		2-1 F7		3-3 K			0-0 2B		4	0	2	1	0	1	0						
Orlando Hudson, S OBP: 0.336, SLG: 0.400 (1, 4) B SAFE X C X B SAFE X B SAFE X	4-2 BB			0-1 HR		1-1 G4-3		1-3 K		3	1	1	1	1	1	1						
Chris Woodward, R OBP: 0.314, SLG: 0.395 (1, 6) C X T C X T C X T	1-2 K			0-0 P3		3-2 F8		2-1 F9		4	0	0	0	0	1	3						
Kevin Cash, R OBP: 0.194, SLG: 0.190 (1, 2) B SAFE X C X B SAFE X			0-3 K		1-2 G4-3		3-2 1B		3-3 K	4	0	1	0	0	2	1						
Inning Stats	R: 3 E: 0 K: 1 S: 15	H: 4 LOB: 2 BB: 1 P: 22	R: 0 E: 0 K: 1 S: 8	H: 1 LOB: 0 BB: 0 P: 10	R: 0 E: 0 K: 1 S: 6	H: 0 LOB: 0 BB: 0 P: 13	R: 1 E: 0 K: 1 S: 11	H: 2 LOB: 0 BB: 0 P: 13	R: 0 E: 0 K: 2 S: 9	H: 0 LOB: 0 BB: 0 P: 15	R: 0 E: 0 K: 0 S: 10	H: 1 LOB: 1 BB: 0 P: 19	R: 0 E: 0 K: 1 S: 6	H: 0 LOB: 0 BB: 0 P: 7	R: 1 E: 0 K: 2 S: 11	H: 1 LOB: 1 BB: 0 P: 18	R: 1 E: 0 K: 0 S: 9	H: 1 LOB: 1 BB: 1 P: 16	1B: 6 2B: 2 3B: 0 HR: 2	SF: 1 SAC: 0 DP: 0 HBP: 2	WP: 0 PB: 0 SB: 0 CS: 0	PA: 41
PITCHER	IP WLS BF H R ER SO BB IBB HBP BLK WP HR S P ERA WHIP	IP WLS BF H R ER SO BB IBB HBP BLK WP HR S P ERA WHIP															IP WLS BF H R ER SO BB IBB HBP BLK WP HR S P ERA WHIP					
Doug Waechter, R ERA: 2.08 Joe Kennedy, L ERA: 6.41 (1, 1) (7, 1)	6.0 W 28 8 4 4 6 1 0 1 0 0 2 59 92 6.00 1.500	3.0 S 13 2 2 2 3 1 0 1 0 0 0 26 41 6.00 1.000																				

Toronto Blue Jays @ Tampa Bay Devil Rays
Tropicana Field, St. Petersburg, FL
Tue Sep 09 2003, 7:15 PM EDT
Att: 8,528 - Dome - 72 F


AB 36
R 6
H 10
RBI 6
BB 2
SO 9
LOB 15



Batter	1	2	3	4	5	6	7	8	9	AB	R	H	RBI	BB	SO	LOB	BOTTOM			
13 Carl Crawford, L OBP: 0.313, SLG: 0.370 (1, 7) C X	1-1 F8	0-1 G4-3		0-0 1-H 2-H HR		2-3 K	0-0 G1			5	1	1	3	0	1	2				
5 Rocco Baldelli, R OBP: 0.329, SLG: 0.422 (1, 8) B SAFE X F X B SAFE X	2-1 2B 1B	1-3 K2-3		4-0 CS BB		4-2 BB	2-2 G6-3			3	1	1	0	2	1	0				
Aubrey Huff, L OBP: 0.368, SLG: 0.556 Terry Shumpert, R OBP: 0.293, SLG: 0.388 (1, 9) C SAFE X (9, 9) B SAFE X B SAFE X	4-2 2B BB		0-0 G3	1-0 CS	3-1 F7	3-2 G3-1	0-1 HR			4	2	1	1	1	0	2				
Travis Lee, L OBP: 0.352, SLG: 0.463 (1, 3) C X	1-1 F7		2-3 K		0-0 2B		2-3 K			5	1	1	0	0	2	2				
Al Martin, L OBP: 0.302, SLG: 0.367 Adam Platt, R OBP: 0.271, SLG: 0.463 (1, 10) S X (5, PH) X	0-1 1-H 2-H 2B		0-0 L8		0-0 P5		4-2 2B BB		2-1 P4	2	0	1	2	0	0	0				
Damian Rolis, R OBP: 0.305, SLG: 0.399 (1, 5) B SAFE X F X B SAFE X	4-2 FC3-6 BB			1-2 E5 13 HR BB	2-2 2B		0-0 2B			3	2	2	2	1	0	0				
Marlon Anderson, L OBP: 0.330, SLG: 0.375 (1, 4) B SAFE X L X P X	2-0 FC3-6			1-1 F9	0-3 K		4-0 2B IBB			3	1	0	0	1	1	4				
Toby Hall, R OBP: 0.305, SLG: 0.393 (1, 2) B SAFE X C X B SAFE X		1-1 HR		0-0 L9		0-2 F9	3-2 G6-3 1-H 2-H 2B			4	1	2	3	0	0	1				
Julio Lugo, R OBP: 0.325, SLG: 0.392 (1, 6) C X		0-1 P4		4-0 13 HR BB		4-1 5 BB BB	0-2 G6-3			2	1	0	0	2	0	1				
Inning Stats	R: 2 E: 0 K: 0 S: 13	H: 2 LOB: 2 BB: 2 P: 27	R: 1 E: 0 K: 1 S: 10	H: 1 LOB: 0 BB: 0 P: 12	R: 0 E: 0 K: 1 S: 5	H: 0 LOB: 0 BB: 0 P: 7	R: 3 E: 1 K: 0 S: 8	H: 1 LOB: 0 BB: 2 P: 18	R: 1 E: 0 K: 1 S: 10	H: 2 LOB: 1 BB: 0 P: 15	R: 0 E: 0 K: 1 S: 13	H: 0 LOB: 2 BB: 2 P: 26	R: 3 E: 0 K: 0 S: 11	H: 2 LOB: 1 BB: 2 P: 22	R: 1 E: 0 K: 1 S: 11	H: 1 LOB: 0 BB: 0 P: 17	1B: 1 2B: 4 3B: 1 HR: 3	SF: 0 SAC: 0 DP: 0 HBP: 0	WP: 0 PB: 0 SB: 0 CS: 1	PA: 42
PITCHER	IP WLS BF H R ER SO BB IBB HBP BLK WP HR S P ERA WHIP	IP WLS BF H R ER SO BB IBB HBP BLK WP HR S P ERA WHIP															IP WLS BF H R ER SO BB IBB HBP BLK WP HR S P ERA WHIP			
Cory Lidle, R ERA: 6.02 Jason Kershner, L ERA: 5.52 Cliff Politte, R ERA: 5.67 Aquilino Lopez, R ERA: 3.77 Tanyon Sturtze, R ERA: 5.94 (1, 1) (5, 1) (7, 1) (7, 1) (8, 1)	4.1 L 22 9 1 0 0 2 2 0 0 0 0 0 21 36 0.00 1.500	0.0 4 2 3 3 0 1 1 0 0 0 0 0 4 4 0.00 0.000																		

Toronto Blue Jays @ Tampa Bay Devil Rays
Tropicana Field, St. Petersburg, FL
Tue Sep 09 2003, 7:15 PM EDT
Att: 8,528 - Dome - 72 F

AB 33
R 11
H 9
RBI 11
BB 8
SO 5
LOB 13



Batter	1	2	3	4	5	6	7	8	9	AB R H RBI BB SO LOB	TOP											
3 Reed Johnson, R OBP: 0.341, SLG: 0.397 (1, 7) C X	0-1 P6		3-2 HR 2B		3-2 E4 10 2B		0-0 G6-3		0-0 B3	5 2 1 0 0 0 0	Toronto Blue Jays @ Tampa Bay Devil Rays Tropicana Field, St. Petersburg, FL Wed Sep 10 2003, 7:15 PM EDT Att: 8,522 - Dome - 72 F livebaseballscorecards.com											
Eric Hinske, L OBP: 0.337, SLG: 0.457 (1, 5) X	0-0 S 2B		2-0 2-H HR		4-1 10 2B BB		4-2 10 HR BB		3-2 F8	3 2 2 2 2 0 0												
10 Vernon Wells, R OBP: 0.359, SLG: 0.551 (1, 8) F X	0-3 K		0-0 1B		1-1 1-3 2-H 2B		1-0 1-H HR		0-0 G6-3	5 1 3 3 0 1 1												
Carlos Delgado, L OBP: 0.428, SLG: 0.577 (1, 3) X C X	1-2 F7 2-3		0-3 K		4-0 IBB		2-2 HR			3 1 1 1 1 1 2												
Josh Phelps, R OBP: 0.360, SLG: 0.482 (1, 10) X		3-3 K		1-2 HBP	1-2 L5		0-3 K			3 0 0 0 0 2 3												
Bobby Kielty, S OBP: 0.357, SLG: 0.396 (1, 9) X		0-2 G4-3		0-0 F7	2-0 F8		0-1 G4-3			4 0 0 0 0 0 4												
Orlando Hudson, S OBP: 0.333, SLG: 0.397 (1, 4) X		0-0 G4-3		1-3 K		0-0 F7		3-1 F7		4 0 0 0 0 1 1												
Chris Woodward, R OBP: 0.310, SLG: 0.391 (1, 6) X			1-3 K	1-2 P4		1-0 F9		1-2 P2		4 0 0 0 0 1 1												
Kevin Cash, R OBP: 0.182, SLG: 0.177 (1, 2) X			0-0 F9		1-1 G5-3	0-3 K		2-3 K		4 0 0 0 0 2 0												
Inning Stats	R: 0 E: 0 K: 1 S: 10	H: 1 LOB: 1 BB: 0 P: 11	R: 0 E: 0 K: 1 S: 9	H: 0 LOB: 0 BB: 0 P: 12	R: 2 E: 0 K: 2 S: 13	H: 3 LOB: 1 BB: 0 P: 19	R: 0 E: 0 K: 1 S: 9	H: 0 LOB: 1 BB: 0 P: 12	R: 1 E: 1 K: 0 S: 13	H: 1 LOB: 3 BB: 2 P: 29	R: 0 E: 0 K: 1 S: 5	H: 0 LOB: 0 BB: 0 P: 6	R: 3 E: 0 K: 1 S: 15	H: 2 LOB: 0 BB: 1 P: 22	R: 0 E: 0 K: 1 S: 10	H: 0 LOB: 0 BB: 0 P: 16	R: 0 E: 0 K: 0 S: 7	H: 0 LOB: 0 BB: 0 P: 10	1B: 1 2B: 3 3B: 0 HR: 3	SF: 0 SAC: 0 DP: 0 HBP: 1	WP: 0 PB: 0 SB: 1 CS: 1	PA: 39
PITCHER	IP WLS BF H R ER SO BB IBB HBP BLK WP HR S P ERA WHIP											PITCHER	IP WLS BF H R ER SO BB IBB HBP BLK WP HR S P ERA WHIP									
Jorge Sosa, R ERA: 4.3 (1, 1)	6.1 L 31 7 6 5 6 2 1 1 0 0 0 3 69 106 7.11 1.421											Chad Gaudin, R ERA: 3.62 (7, 1)	2.2 8 0 0 0 2 0 0 0 0 0 0 22 31 0.00 0.000									

Batter	1	2	3	4	5	6	7	8	9	AB R H RBI BB SO LOB	BOTTOM											
13 Carl Crawford, L OBP: 0.315, SLG: 0.372 (1, 7) C X	1-1 E8 1B		1-1 E5 5 CS		1-0 E1 18 BB 1B		3-2 F7		1-0 5 S 1B	5 1 3 0 0 0 0	Toronto Blue Jays @ Tampa Bay Devil Rays Tropicana Field, St. Petersburg, FL Wed Sep 10 2003, 7:15 PM EDT Att: 8,522 - Dome - 72 F livebaseballscorecards.com											
5 Rocco Baldelli, R OBP: 0.329, SLG: 0.419 (1, 8) B X	4-0 1B BB	1-1 CS	2-1 F9		1-0 P3		4-2 HR BB		3-3 1 SAFE 1 SAFE 1 SAFE K	3 2 0 0 2 1 2												
Aubrey Huff, L OBP: 0.371, SLG: 0.562 (1, 10) B X	3-1 1B		0-1 P5		4-2 18 BB BB		3-1 1-H HR		4-0 IBB	3 2 2 3 2 0 0												
Antonio Perez, R OBP: 0.341, SLG: 0.367 (9, PR) X	1-2 2-H E 1B				4-1 18 BB BB					0 0 0 0 0 0 0												
18 Jared Sandberg, R OBP: 0.318, SLG: 0.487 (9, PH) X	1-0 P4		2-2 FC5-4 1B		4-1 1-2 2-3 BB		3-3 K		2-1 P5	3 0 1 0 1 1 2												
Pete Laforest, L OBP: 0.222, SLG: 0.235 (9, PH) X					1-2 2-3 BB					1 0 0 0 0 0 2												
Travis Lee, L OBP: 0.351, SLG: 0.461 (1, 3) C X	0-1 FC6-4 1B		2-2 FC5-4		0-0 G3		2-1 P3			4 0 1 1 0 0 4												
Damian Rolis, R OBP: 0.301, SLG: 0.394 (1, 9) F X	0-1 FC6-4 1-2 2-H 1B				1-0 P3		3-3 K		1-1 G6-3	4 0 0 0 0 1 1												
Toby Hall, R OBP: 0.305, SLG: 0.393 (1, 2) C X	1-1 FC5-4				2-2 P6		0-0 1B		0-0 G4-3	3 0 1 0 0 0 1												
Al Martin, L OBP: 0.301, SLG: 0.365 (6, PH) X										1 0 0 0 0 0 0												
Javier Valentin, S OBP: 0.255, SLG: 0.366 (9, 2) X										0 0 0 0 0 0 0												
Marlon Anderson, L OBP: 0.327, SLG: 0.371 (1, 4) X		0-2 G3-1		0-2 G3-1		2-2 F7		0-0 G4-3		4 0 0 0 0 0 1												
Julio Lugo, R OBP: 0.322, SLG: 0.389 (1, 6) X		0-1 G3-1			0-0 P3	1-0 F7			1-1 F7	4 0 0 0 0 0 1												
Inning Stats	R: 3 E: 2 K: 0 S: 11	H: 3 LOB: 1 BB: 1 P: 21	R: 0 E: 1 K: 0 S: 9	H: 0 LOB: 0 BB: 0 P: 11	R: 0 E: 0 K: 0 S: 10	H: 1 LOB: 1 BB: 0 P: 16	R: 0 E: 0 K: 0 S: 7	H: 0 LOB: 0 BB: 0 P: 10	R: 0 E: 0 K: 0 S: 8	H: 1 LOB: 3 BB: 2 P: 18	R: 0 E: 0 K: 1 S: 9	H: 1 LOB: 1 BB: 0 P: 15	R: 2 E: 0 K: 1 S: 12	H: 1 LOB: 0 BB: 1 P: 27	R: 0 E: 0 K: 0 S: 4	H: 0 LOB: 0 BB: 0 P: 5	R: 0 E: 0 K: 1 S: 8	H: 1 LOB: 2 BB: 1 P: 19	1B: 7 2B: 0 3B: 0 HR: 1	SF: 0 SAC: 0 DP: 0 HBP: 0	WP: 0 PB: 0 SB: 1 CS: 1	PA: 41
PITCHER	IP WLS BF H R ER SO BB IBB HBP BLK WP HR S P ERA WHIP											PITCHER	IP WLS BF H R ER SO BB IBB HBP BLK WP HR S P ERA WHIP									
Mark Hendrickson, L ERA: 5.48 (1, 1)	6.0 W 27 6 3 2 1 3 0 0 0 0 0 1 54 91 3.00 1.500											Trever Miller, L ERA: 4.6 (7, 1)	1.0 H 5 1 2 2 1 1 0 0 0 0 0 1 12 27 18.00 2.000									
Aquilino Lopez, R ERA: 3.66 (8, 1)	2.0 S 8 1 0 0 1 0 1 0 0 0 0 0 12 24 0.00 0.500																					

Batter	1	2	3	4	5	6	7	8	9	AB	R	H	RBI	BB	SO	LOB	TOP										
Jerry Hairston, R OBP: 0.378, SLG: 0.372	F7		1B					F9		4	0	2	0	0	0	0	Baltimore Orioles @ Toronto Blue Jays SkyDome, Toronto, ON Fri Sep 12 2003, 7:05 PM EDT Att: 15,274 - Sunny - 73 F										
6 Melvin Mora, R OBP: 0.417, SLG: 0.504	HR		K					G5-3		4	1	1	1	0	1	2											
Larry Bigbie, L OBP: 0.371, SLG: 0.473	G4-3		1B					1B		4	0	2	0	0	1	1											
31 Jay Gibbons, L OBP: 0.331, SLG: 0.462	P3		1B					FC4-6		4	0	1	0	0	0	1											
Tony Batista, R OBP: 0.280, SLG: 0.411	HR		G6-4-3					G6-3		4	1	2	1	0	0	3											
Jack Cust, L OBP: 0.283, SLG: 0.422	K							1B		3	0	0	0	0	3	1											
1 Brian Roberts, S OBP: 0.343, SLG: 0.379								1B		1	0	1	0	0	0	0											
Luis Matos, R OBP: 0.167, SLG: 0.207	1B							F8		2	0	1	0	0	0	0											
16 Tim Raines, S OBP: 0.167, SLG: 0.207								1B		2	0	0	0	0	1	1											
Deivi Cruz, R OBP: 0.276, SLG: 0.392	F9							1B		4	0	1	0	0	2	1											
Brook Fordyce, R OBP: 0.315, SLG: 0.386	F8							G4-3		4	0	0	0	0	1	3											
Inning Stats	R: 1 E: 0 K: 0 S: 6	H: 1 LOB: 0 BB: 0 P: 10	R: 1 E: 0 K: 1 S: 16	H: 2 LOB: 1 BB: 0 P: 21	R: 0 E: 0 K: 1 S: 11	H: 3 LOB: 2 BB: 0 P: 15	R: 0 E: 0 K: 2 S: 8	H: 0 LOB: 0 BB: 0 P: 11	R: 0 E: 0 K: 1 S: 8	H: 1 LOB: 1 BB: 0 P: 10	R: 0 E: 0 K: 1 S: 7	H: 1 LOB: 1 BB: 0 P: 10	R: 0 E: 0 K: 3 S: 9	H: 0 LOB: 0 BB: 0 P: 10	R: 0 E: 0 K: 0 S: 13	H: 1 LOB: 1 BB: 0 P: 17	R: 0 E: 0 K: 0 S: 13	H: 2 LOB: 2 BB: 0 P: 18	1B: 9 2B: 0 3B: 0 HR: 2	SF: 0 SAC: 0 DP: 1 HBP: 0	WP: 0 PB: 0 SB: 0 CS: 0	PA: 36					
PITCHER	IP	WLS	BF	H	R	ER	SO	BB	IBB	HBP	BLK	WP	HR	S	P	ERA	WHIP										
Josh Towers, R ERA: 4.44	7.2	W	31	9	2	2	9	0	0	0	0	0	2	75	99	2.35	1.174										
Jason Kershner, L ERA: 3.45	1.0	H	4	1	0	0	0	0	0	0	0	0	0	11	18	0.00	1.000										
Aquilino Lopez, R ERA: 3.64	0.1	S	2	1	0	0	0	0	0	0	0	0	0	5	5	0.00	3.000										

Batter	1	2	3	4	5	6	7	8	9	AB	R	H	RBI	BB	SO	LOB	BOTTOM										
3 Reed Johnson, R OBP: 0.344, SLG: 0.406	HR		G1-3					1B		4	1	3	1	0	0	0	Baltimore Orioles @ Toronto Blue Jays SkyDome, Toronto, ON Fri Sep 12 2003, 7:05 PM EDT Att: 15,274 - Sunny - 73 F										
Mike Bordick, R OBP: 0.331, SLG: 0.388	G5-3		G6-3					F8		4	0	1	0	0	0	1											
10 Vernon Wells, R OBP: 0.359, SLG: 0.550	K		G4-3					FC1-2-5-1		4	0	0	0	0	1	3											
Carlos Delgado, L OBP: 0.429, SLG: 0.576	FC4							G3-1		2	1	1	0	1	0	0											
Josh Phelps, R OBP: 0.358, SLG: 0.476	FC4							G6-3		4	0	0	0	0	1	5											
Bobby Kielty, S OBP: 0.355, SLG: 0.397	1B							G3		4	1	1	0	0	0	3											
Eric Hinske, L OBP: 0.338, SLG: 0.453								G4-3		2	1	1	1	1	0	0											
Dave Berg, R OBP: 0.305, SLG: 0.400										3	0	1	1	0	1	1											
Orlando Hudson, S OBP: 0.331, SLG: 0.393										0	0	0	0	0	0	0											
Kevin Cash, R OBP: 0.164, SLG: 0.159	G5-4-3							G4-3		3	0	0	0	0	0	2											
Inning Stats	R: 1 E: 0 K: 1 S: 7	H: 1 LOB: 1 BB: 1 P: 12	R: 1 E: 0 K: 1 S: 9	H: 2 LOB: 0 BB: 0 P: 10	R: 0 E: 0 K: 0 S: 6	H: 0 LOB: 0 BB: 0 P: 8	R: 2 E: 0 K: 0 S: 9	H: 2 LOB: 1 BB: 1 P: 21	R: 0 E: 0 K: 1 S: 12	H: 2 LOB: 3 BB: 0 P: 17	R: 0 E: 0 K: 0 S: 6	H: 0 LOB: 0 BB: 0 P: 9	R: 0 E: 0 K: 0 S: 6	H: 1 LOB: 0 BB: 0 P: 8	R: 0 E: 0 K: 0 S: 6	H: 0 LOB: 0 BB: 0 P: 11	1B: 4 2B: 2 3B: 1 HR: 1	SF: 0 SAC: 0 DP: 2 HBP: 1	WP: 0 PB: 1 SB: 0 CS: 0	PA: 33							
PITCHER	IP	WLS	BF	H	R	ER	SO	BB	IBB	HBP	BLK	WP	HR	S	P	ERA	WHIP										
Eric DuBose, L ERA: 3.83	8.0	L	33	8	4	4	3	2	0	1	0	0	1	61	96	4.50	1.250										

AB	36
R	2
H	11
RBI	2
BB	0
SO	9
LOB	13



Batter	1	2	3	4	5	6	7	8	9	AB	R	H	RBI	BB	SO	LOB	TOP				
1 Brian Roberts, S OBP: 0.346, SLG: 0.379 (1, 4)										3	0	1	0	2	0	3					
Jerry Hairston, R OBP: 0.376, SLG: 0.366 (1, 10)										3	0	0	0	1	1	4					
Larry Bigbie, L OBP: 0.368, SLG: 0.467 (1, 7) (4, 9)											5	0	1	0	0	1	2				
31 Jay Gibbons, L OBP: 0.332, SLG: 0.460 (1, 3)											4	0	1	0	1	1	3				
Tony Batista, R OBP: 0.281, SLG: 0.413 (1, 5)											5	0	2	0	0	1	3				
6 Melvin Mora, R OBP: 0.418, SLG: 0.503 (1, 9)											1	1	0	0	1	0	1				
Jack Cust, L OBP: 0.309, SLG: 0.468 (4, 7)											2	0	2	0	0	0	0				
53 Carlos Mendez, R OBP: 0.189, SLG: 0.290 (9, PH)											1	0	0	0	0	0	2				
Deivi Cruz, R OBP: 0.276, SLG: 0.393 (1, 6)											4	0	1	1	0	1	5				
Brook Fordyce, R OBP: 0.317, SLG: 0.386 (1, 2)										3	0	1	0	1	0	1					
16 Tim Raines, S OBP: 0.176, SLG: 0.188 (1, 8)										3	0	0	0	0	0	2					
Inning Stats	R: 0 E: 0 K: 0 S: 7	H: 0 LOB: 1 BB: 1 P: 12	R: 0 E: 0 K: 0 S: 12	H: 1 LOB: 3 BB: 1 P: 23	R: 0 E: 0 K: 0 S: 6	H: 0 LOB: 1 BB: 1 P: 12	R: 1 E: 0 K: 1 S: 13	H: 1 LOB: 2 BB: 1 P: 25	R: 0 E: 0 K: 0 S: 14	H: 2 LOB: 1 BB: 0 P: 23	R: 0 E: 0 K: 3 S: 15	H: 2 LOB: 2 BB: 0 P: 22	R: 0 E: 0 K: 0 S: 8	H: 0 LOB: 0 BB: 0 P: 12	R: 0 E: 0 K: 0 S: 14	H: 2 LOB: 2 BB: 0 P: 22	1B: 6 2B: 3 3B: 0 HR: 0	SF: 0 SAC: 1 DP: 1 HBP: 1	WP: 0 PB: 0 SB: 1 CS: 0	PA: 42	
PITCHER	IP WLS BF H R ER SO BB IBB HBP BLK WP HR S P ERA WHIP	IP WLS BF H R ER SO BB IBB HBP BLK WP HR S P ERA WHIP	IP WLS BF H R ER SO BB IBB HBP BLK WP HR S P ERA WHIP	IP WLS BF H R ER SO BB IBB HBP BLK WP HR S P ERA WHIP	IP WLS BF H R ER SO BB IBB HBP BLK WP HR S P ERA WHIP	IP WLS BF H R ER SO BB IBB HBP BLK WP HR S P ERA WHIP	IP WLS BF H R ER SO BB IBB HBP BLK WP HR S P ERA WHIP	IP WLS BF H R ER SO BB IBB HBP BLK WP HR S P ERA WHIP	IP WLS BF H R ER SO BB IBB HBP BLK WP HR S P ERA WHIP	IP WLS BF H R ER SO BB IBB HBP BLK WP HR S P ERA WHIP	IP WLS BF H R ER SO BB IBB HBP BLK WP HR S P ERA WHIP	IP WLS BF H R ER SO BB IBB HBP BLK WP HR S P ERA WHIP	IP WLS BF H R ER SO BB IBB HBP BLK WP HR S P ERA WHIP	IP WLS BF H R ER SO BB IBB HBP BLK WP HR S P ERA WHIP	IP WLS BF H R ER SO BB IBB HBP BLK WP HR S P ERA WHIP	IP WLS BF H R ER SO BB IBB HBP BLK WP HR S P ERA WHIP	IP WLS BF H R ER SO BB IBB HBP BLK WP HR S P ERA WHIP	IP WLS BF H R ER SO BB IBB HBP BLK WP HR S P ERA WHIP	IP WLS BF H R ER SO BB IBB HBP BLK WP HR S P ERA WHIP	IP WLS BF H R ER SO BB IBB HBP BLK WP HR S P ERA WHIP	IP WLS BF H R ER SO BB IBB HBP BLK WP HR S P ERA WHIP

Baltimore Orioles @ Toronto Blue Jays
SkyDome, Toronto, ON
Sat Sep 13 2003, 4:05 PM EDT
Att: 18,309 - Sunny - 70 F

AB 34
R 1
H 9
RBI 1
BB 6
SO 5
LOB 26



Batter	1	2	3	4	5	6	7	8	9	AB	R	H	RBI	BB	SO	LOB	BOTTOM				
3 Reed Johnson, R OBP: 0.343, SLG: 0.410 (1, 9) (9, 7)										4	1	1	0	0	1	1					
Eric Hinske, L OBP: 0.338, SLG: 0.451 (1, 5)										4	0	1	1	0	2	0					
10 Vernon Wells, R OBP: 0.360, SLG: 0.552 (1, 8)										3	1	1	0	1	0	0					
Carlos Delgado, L OBP: 0.427, SLG: 0.573 (1, 3)										3	0	0	0	1	2	3					
Greg Myers, L OBP: 0.384, SLG: 0.521 (1, 10)										4	2	2	3	0	1	1					
Frank Catalanotto, L OBP: 0.352, SLG: 0.474 (1, 7)										3	1	0	0	1	0	0					
Bobby Kielty, S OBP: 0.355, SLG: 0.397 (9, 9)										0	0	0	0	0	0	0					
Mike Bordick, R OBP: 0.333, SLG: 0.387 (1, 6)										3	1	1	1	1	0	0					
Orlando Hudson, S OBP: 0.328, SLG: 0.390 (1, 4)										3	0	0	0	0	0	1					
Kevin Cash, R OBP: 0.158, SLG: 0.153 (1, 2)										3	0	0	0	0	0	2					
Inning Stats	R: 0 E: 0 K: 2 S: 7	H: 0 LOB: 0 BB: 0 P: 10	R: 0 E: 0 K: 0 S: 8	H: 0 LOB: 0 BB: 1 P: 16	R: 0 E: 0 K: 0 S: 9	H: 0 LOB: 1 BB: 1 P: 16	R: 4 E: 1 K: 2 S: 23	H: 3 LOB: 1 BB: 1 P: 40	R: 0 E: 0 K: 0 S: 4	H: 0 LOB: 0 BB: 0 P: 5	R: 1 E: 0 K: 0 S: 8	H: 1 LOB: 0 BB: 0 P: 13	R: 1 E: 0 K: 1 S: 13	H: 2 LOB: 2 BB: 1 P: 25	R: 0 E: 0 K: 1 S: 9	H: 0 LOB: 0 BB: 0 P: 14	1B: 2 2B: 0 3B: 2 HR: 2	SF: 0 SAC: 0 DP: 1 HBP: 0	WP: 0 PB: 0 SB: 2 CS: 0	PA: 34	
PITCHER	IP WLS BF H R ER SO BB IBB HBP BLK WP HR S P ERA WHIP	IP WLS BF H R ER SO BB IBB HBP BLK WP HR S P ERA WHIP	IP WLS BF H R ER SO BB IBB HBP BLK WP HR S P ERA WHIP	IP WLS BF H R ER SO BB IBB HBP BLK WP HR S P ERA WHIP	IP WLS BF H R ER SO BB IBB HBP BLK WP HR S P ERA WHIP	IP WLS BF H R ER SO BB IBB HBP BLK WP HR S P ERA WHIP	IP WLS BF H R ER SO BB IBB HBP BLK WP HR S P ERA WHIP	IP WLS BF H R ER SO BB IBB HBP BLK WP HR S P ERA WHIP	IP WLS BF H R ER SO BB IBB HBP BLK WP HR S P ERA WHIP	IP WLS BF H R ER SO BB IBB HBP BLK WP HR S P ERA WHIP	IP WLS BF H R ER SO BB IBB HBP BLK WP HR S P ERA WHIP	IP WLS BF H R ER SO BB IBB HBP BLK WP HR S P ERA WHIP	IP WLS BF H R ER SO BB IBB HBP BLK WP HR S P ERA WHIP	IP WLS BF H R ER SO BB IBB HBP BLK WP HR S P ERA WHIP	IP WLS BF H R ER SO BB IBB HBP BLK WP HR S P ERA WHIP	IP WLS BF H R ER SO BB IBB HBP BLK WP HR S P ERA WHIP	IP WLS BF H R ER SO BB IBB HBP BLK WP HR S P ERA WHIP	IP WLS BF H R ER SO BB IBB HBP BLK WP HR S P ERA WHIP	IP WLS BF H R ER SO BB IBB HBP BLK WP HR S P ERA WHIP	IP WLS BF H R ER SO BB IBB HBP BLK WP HR S P ERA WHIP	IP WLS BF H R ER SO BB IBB HBP BLK WP HR S P ERA WHIP

Baltimore Orioles @ Toronto Blue Jays
SkyDome, Toronto, ON
Sat Sep 13 2003, 4:05 PM EDT
Att: 18,309 - Sunny - 70 F


AB 30
R 6
H 6
RBI 5
BB 4
SO 6
LOB 8



Batter	1	2	3	4	5	6	7	8	9	AB	R	H	RBI	BB	SO	LOB	TOP				
1 Brian Roberts, S OBP: 0.347, SLG: 0.383 (1, 10)	4-0 SH1-3 1B BB	1-0 3B			2-2 G4-3		1-2 G6-3			3	1	1	0	1	0	0					
Jerry Hairston, R OBP: 0.370, SLG: 0.360 (1, 4)	0-1 SH1-3	1-2 L7			1-2 F8		2-3 K			3	0	0	0	0	0	1					
Larry Bigbie, L OBP: 0.370, SLG: 0.468 (1, 7)	0-0 31 1B 2H		1-3 K		1-1 31 HR 1B		0-0 G4-3			4	2	2	1	0	1	0					
31 Jay Gibbons, L OBP: 0.333, SLG: 0.466 (1, 9)	1-0 1B FC5-4 1B		1-2 P6		0-0 1H HR		0-1 G4-3			4	2	2	2	0	0	0					
Tony Batista, R OBP: 0.280, SLG: 0.412 (1, 5)	3-2 FC5-4 1B		1-1 L5		2-2 E5 FC6-4		1-1 F8			4	0	1	1	0	0	0					
B.J. Surhoff, L OBP: 0.365, SLG: 0.424 (1, 3)	FC5-4 1-2 3H		2-2 G5-3-6 2B		0-0 F7		1-3 K			4	0	1	1	0	1	2					
Deivi Cruz, R OBP: 0.273, SLG: 0.390 (1, 6)	G5-3		0-2 P4		0-0 FC6-4 1-2		0-2 G5-3			4	0	0	0	0	0	3					
Gerónimo Gil, R OBP: 0.302, SLG: 0.317 (1, 2)		0-2 L4	2-2 G5-3-6 2-3		0-1 G4-3		0-0 P4			4	0	0	0	0	0	2					
16 Tim Raines, S OBP: 0.162, SLG: 0.171 (1, 8)	0-1 G3				1-2 G5-3		0-0 F8			3	0	0	0	0	0	0					
Inning Stats	R: 3 E: 0 K: 0 S: 16	H: 3 LOB: 1 BB: 1 P: 24	R: 0 E: 0 K: 0 S: 10	H: 1 LOB: 1 BB: 0 P: 12	R: 0 E: 0 K: 1 S: 8	H: 0 LOB: 0 BB: 0 P: 11	R: 0 E: 0 K: 0 S: 10	H: 1 LOB: 0 BB: 0 P: 14	R: 0 E: 0 K: 0 S: 10	H: 0 LOB: 0 BB: 0 P: 14	R: 2 E: 1 K: 0 S: 10	H: 2 LOB: 1 BB: 0 P: 13	R: 0 E: 0 K: 1 S: 7	H: 0 LOB: 0 BB: 0 P: 10	R: 0 E: 0 K: 1 S: 7	H: 0 LOB: 0 BB: 0 P: 8	1B: 4 2B: 2 3B: 1 HR: 1	SF: 0 SAC: 1 DP: 1 HBP: 0	WP: 0 PB: 0 SB: 0 CS: 0	PA: 35	
PITCHER	IP	WLS	BF	H	R	ER	SO	BB	IBB	HBP	BLK	WP	HR	S	P	ERA	WHIP				
Cory Lidle, R ERA: 6.04 (1, 1)	7.0	L	29	7	5	5	2	1	0	0	0	0	1	71	98	6.43	1.143				
Trever Miller, L ERA: 4.41 (8, 1)	1.1		4	0	0	0	1	0	0	0	0	0	0	8	10	0.00	0.000				
Aquilino Lopez, R ERA: 3.6 (9, 1)	0.2		2	0	0	0	0	0	0	0	0	0	0	4	4	0.00	0.000				

Baltimore Orioles @ Toronto Blue Jays
SkyDome, Toronto, ON
 Sun Sep 14 2003, 1:05 PM EDT
 Att: 18,763 - Overcast - 73 F

AB 33
 R 5
 H 7
 RBI 5
 BB 1
 SO 3
 LOB 8

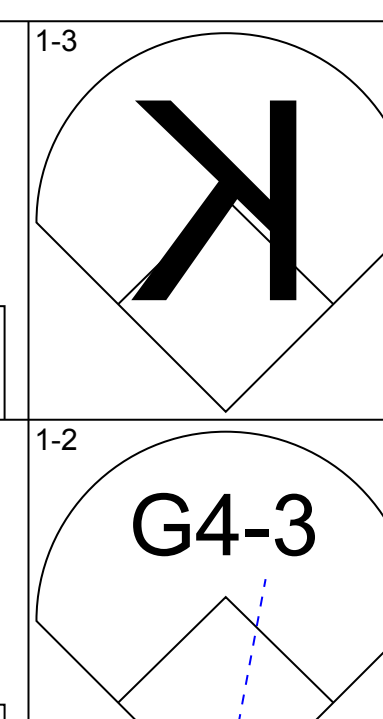
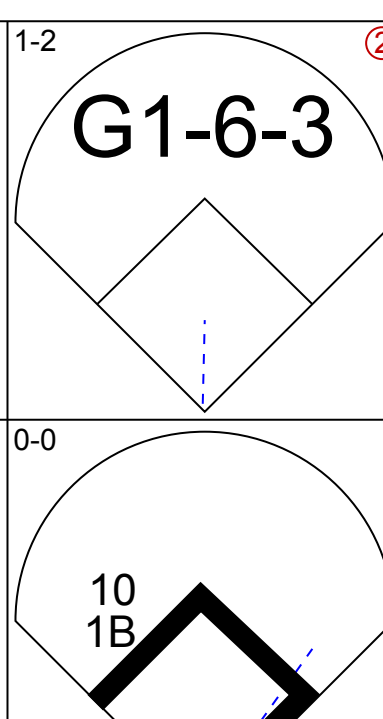
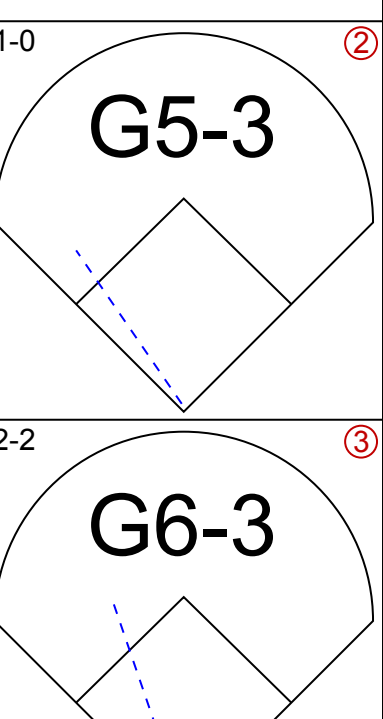
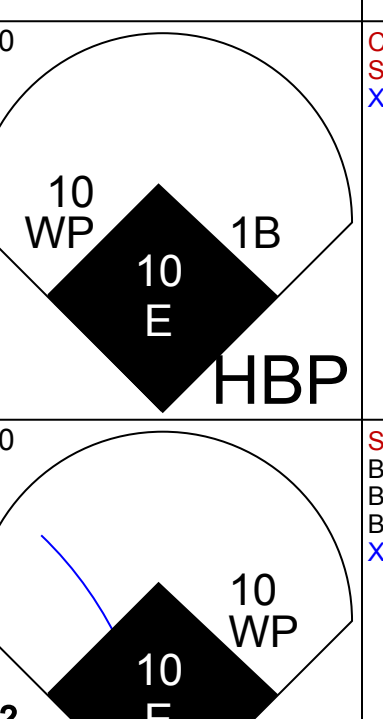
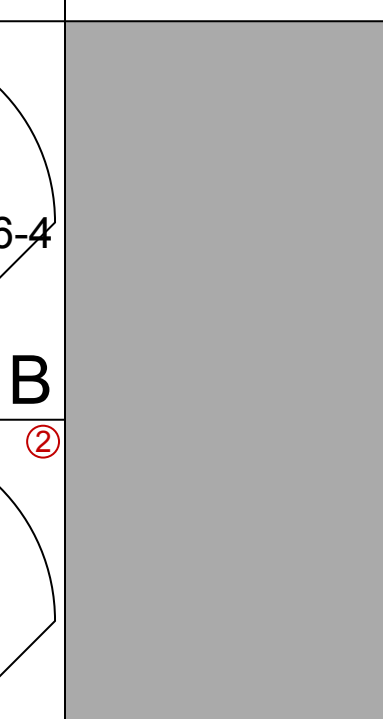
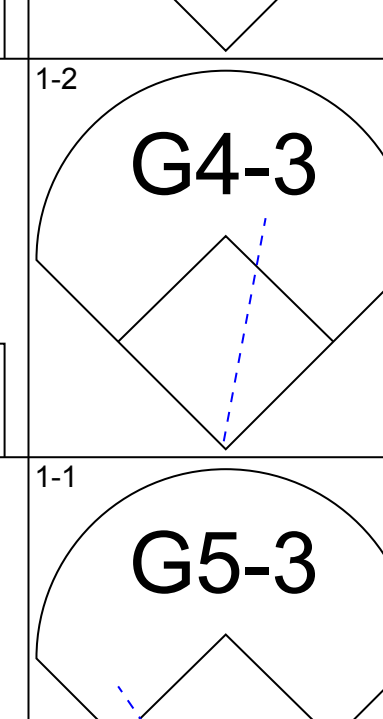
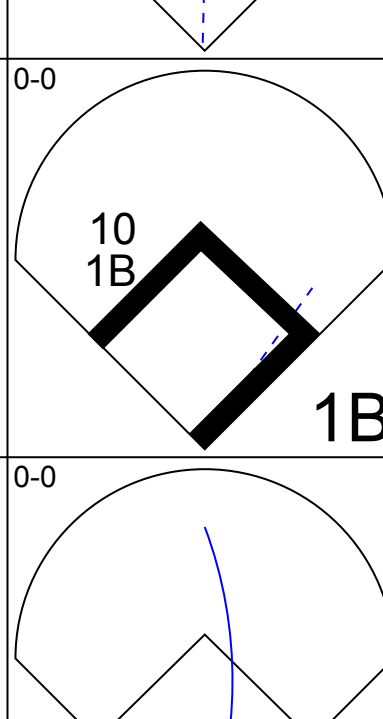
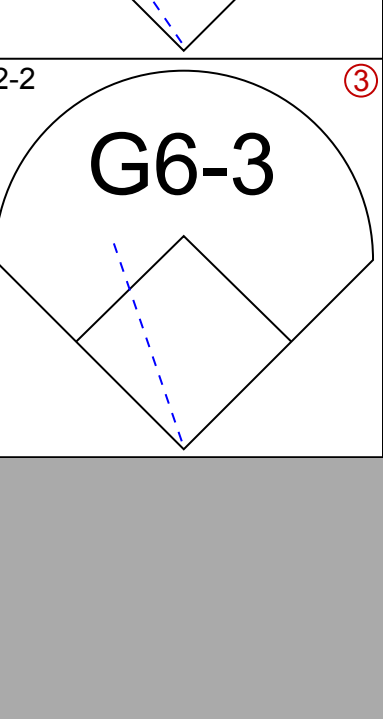
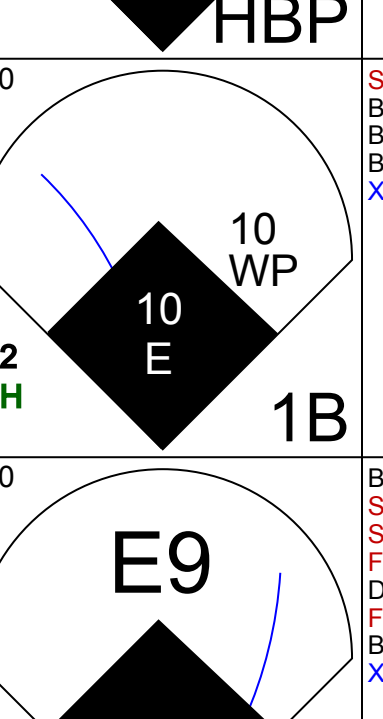
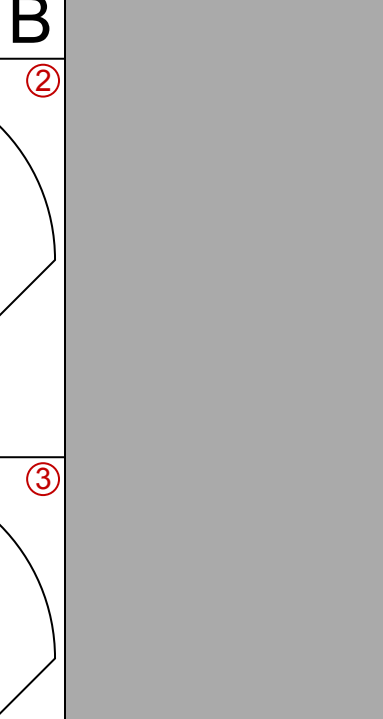
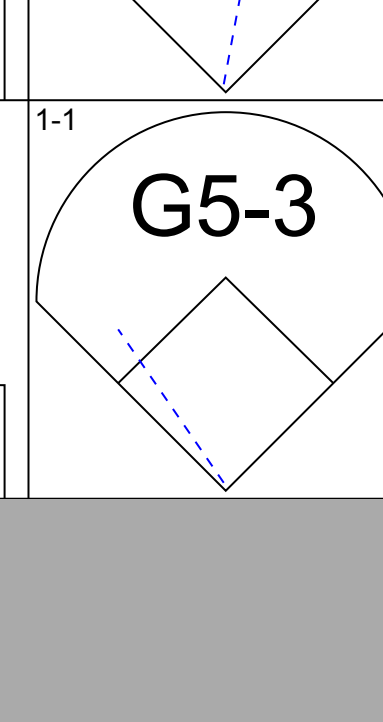
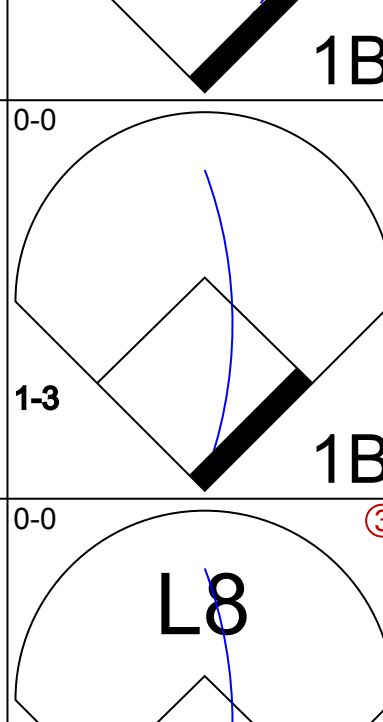
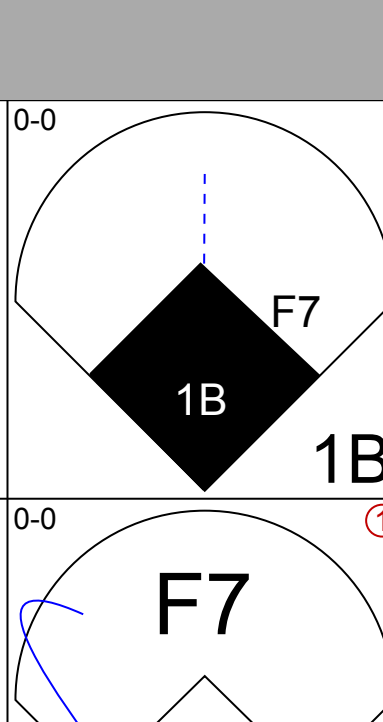
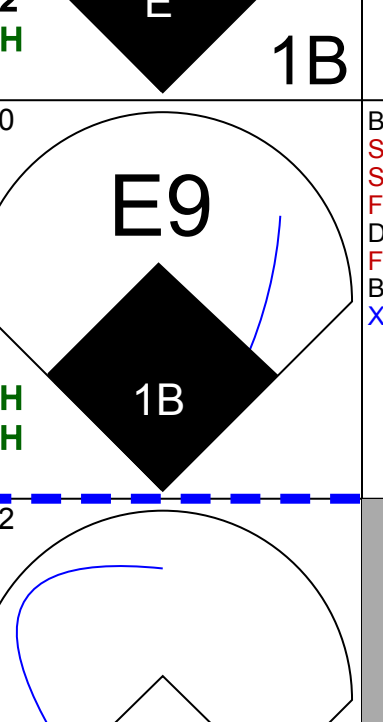
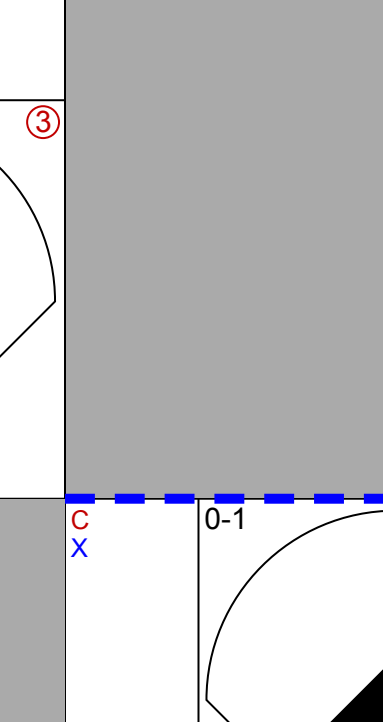
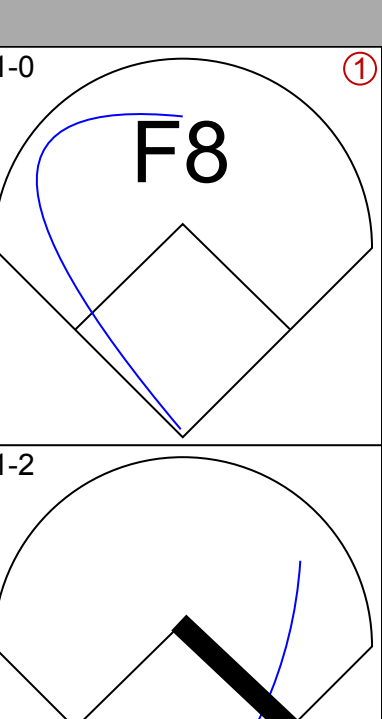
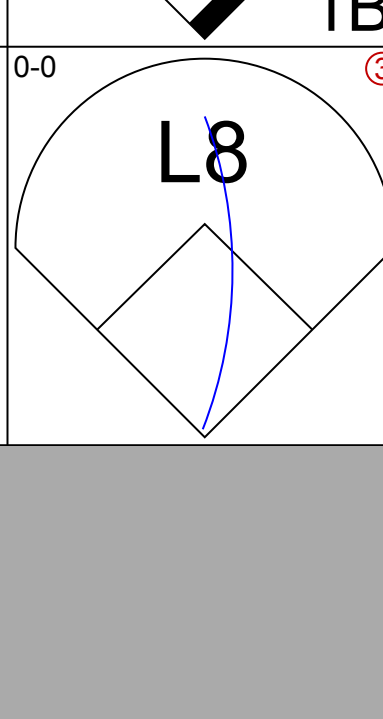
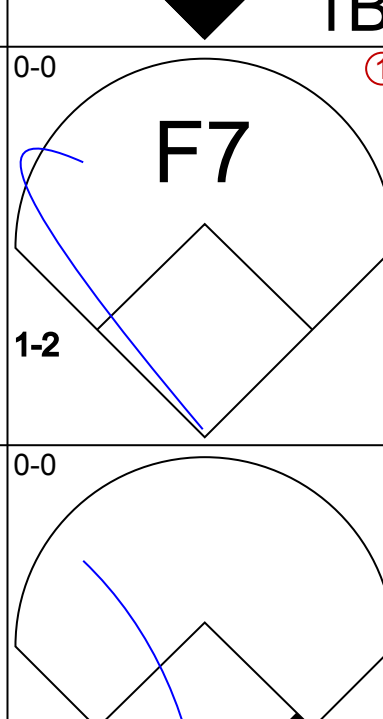
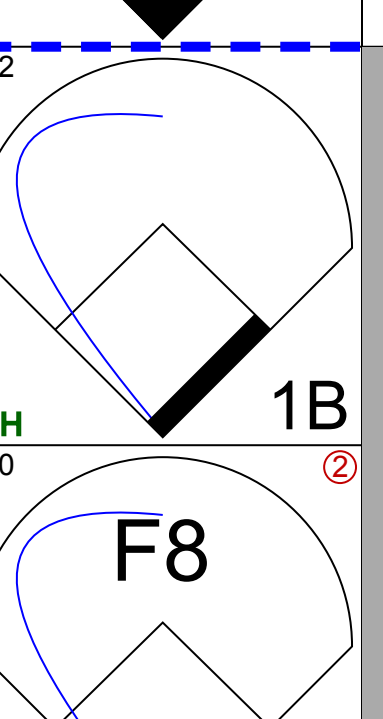
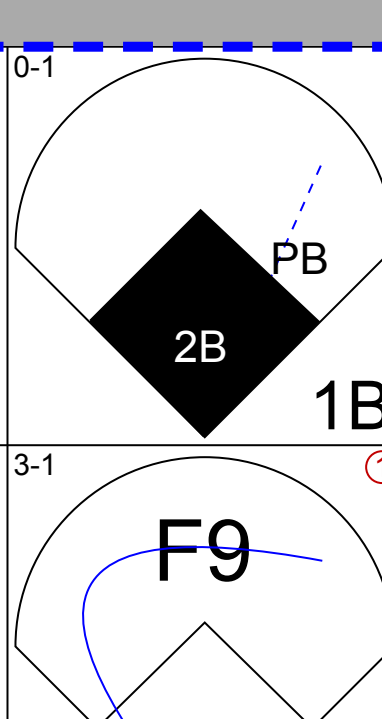
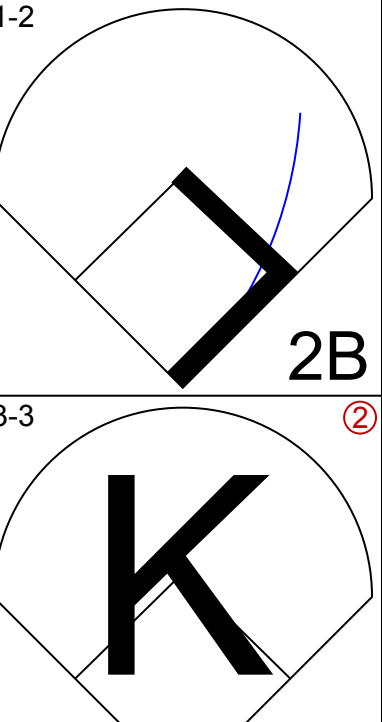
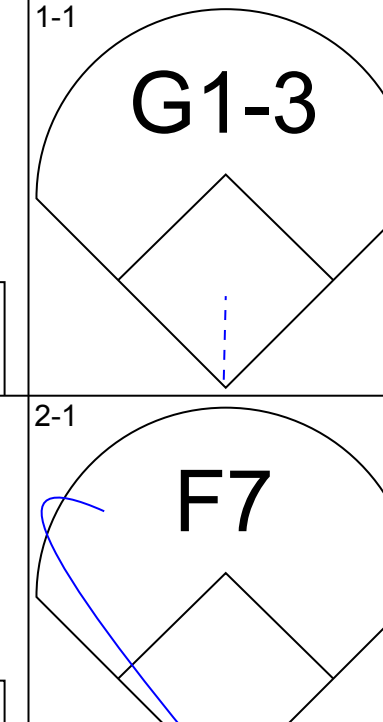
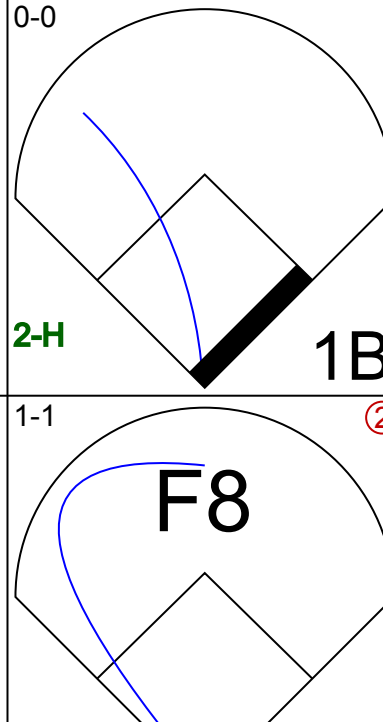
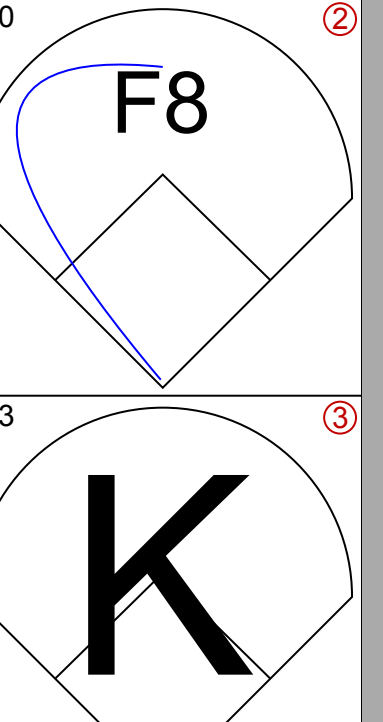
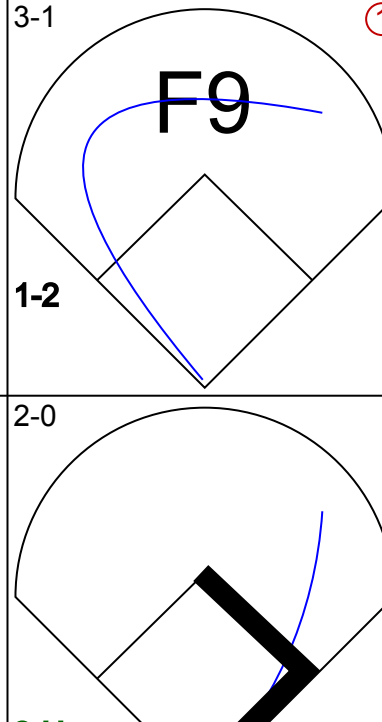
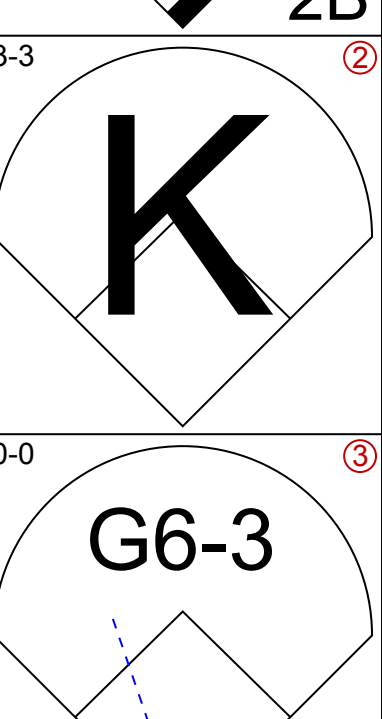
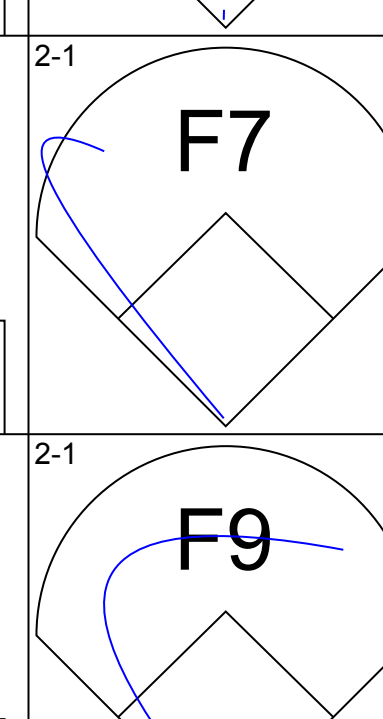
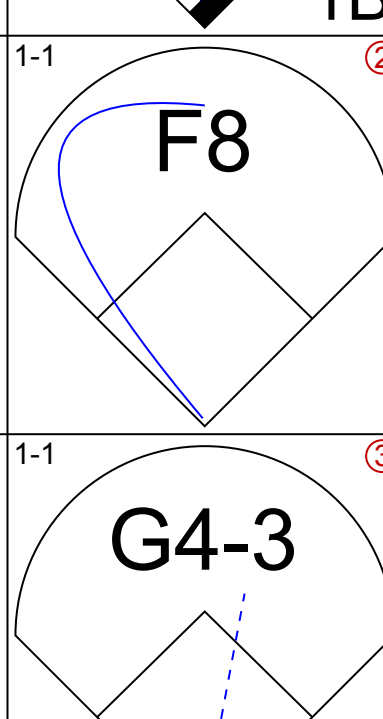

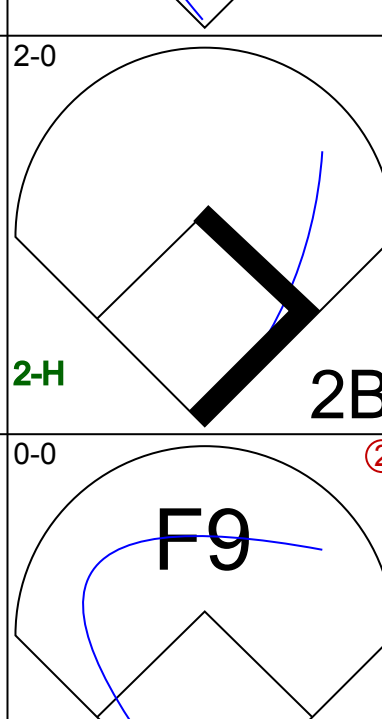
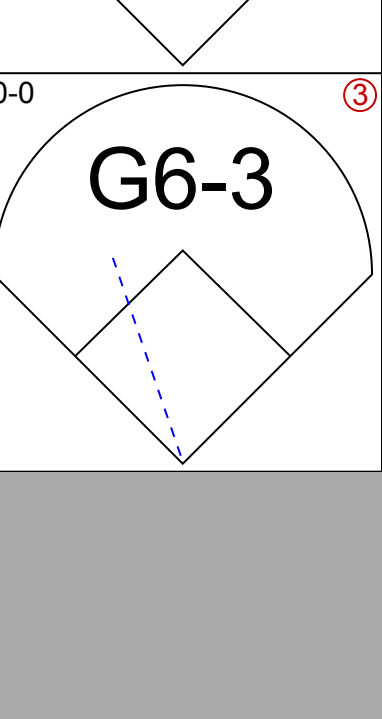
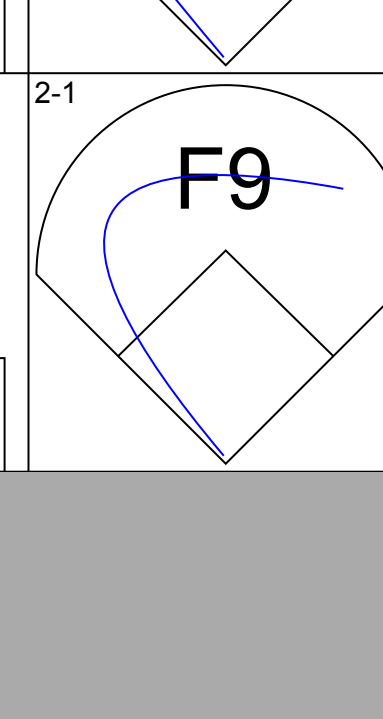
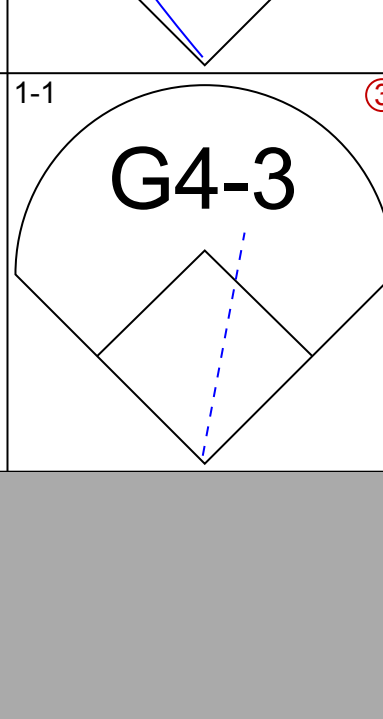
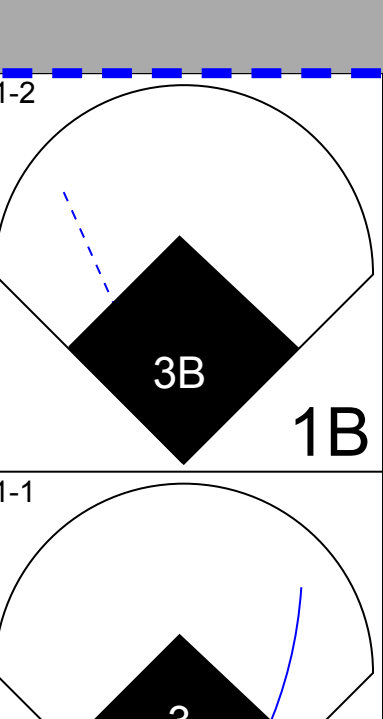
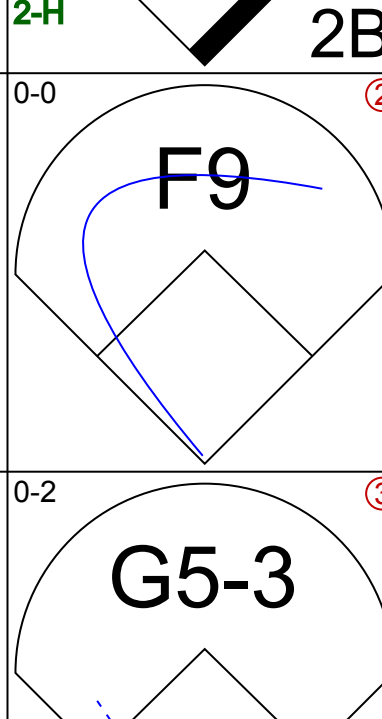
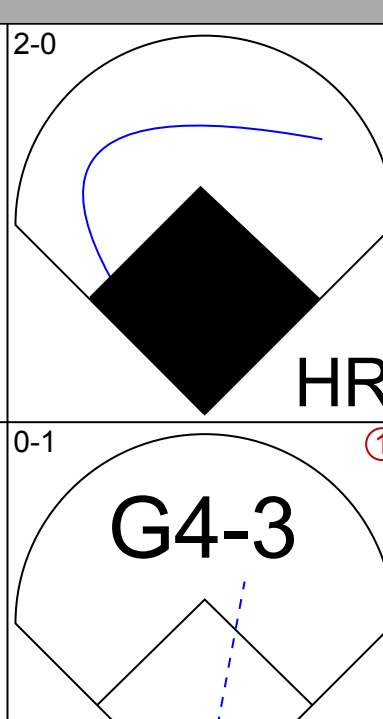
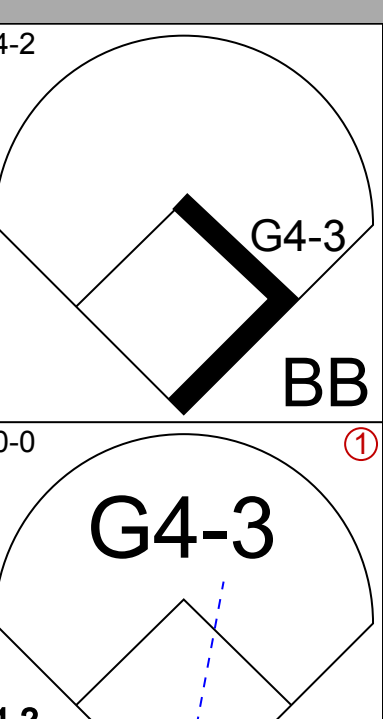
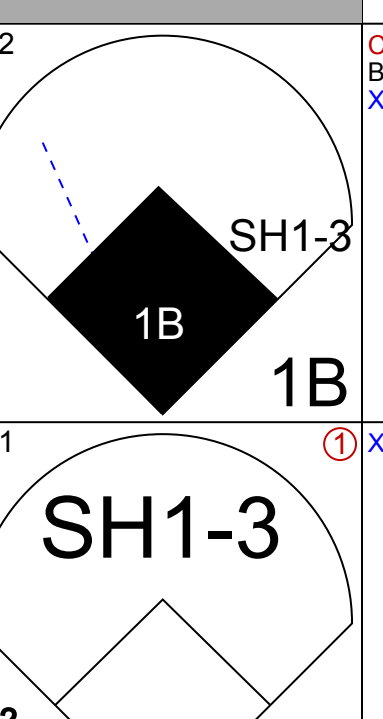
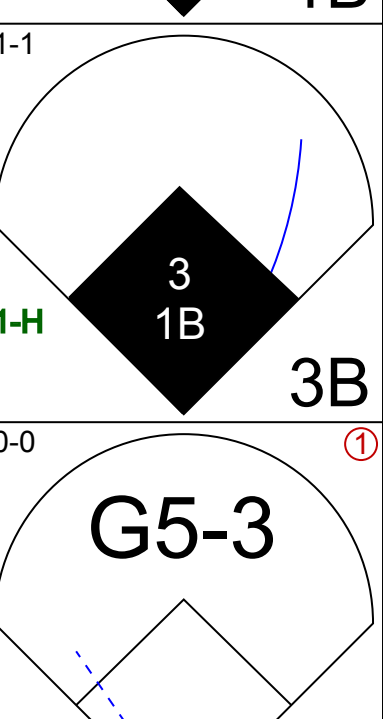
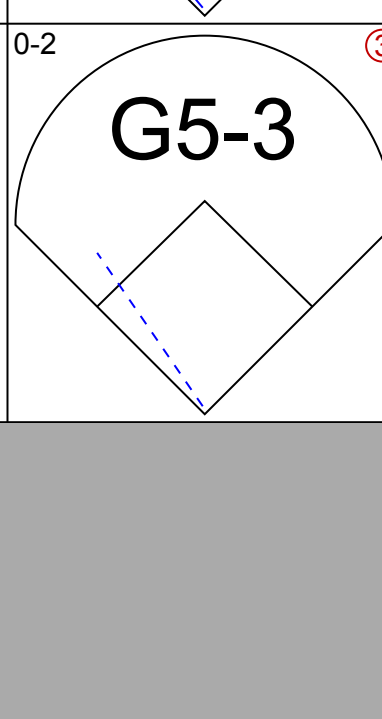
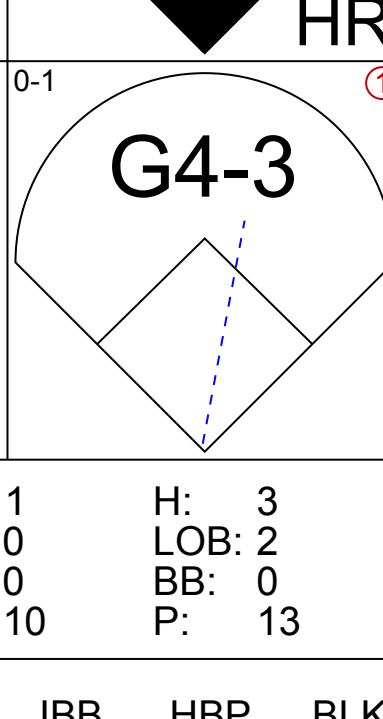
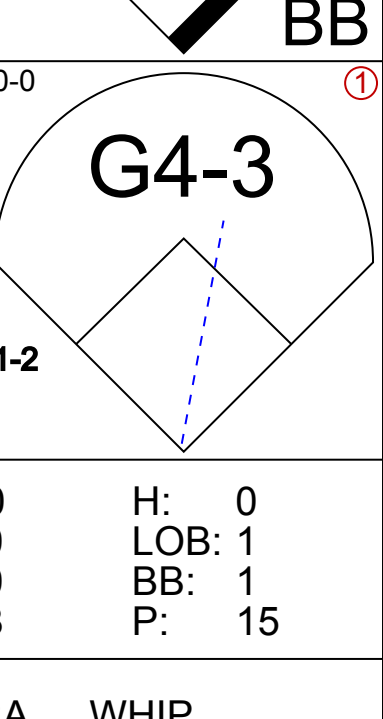
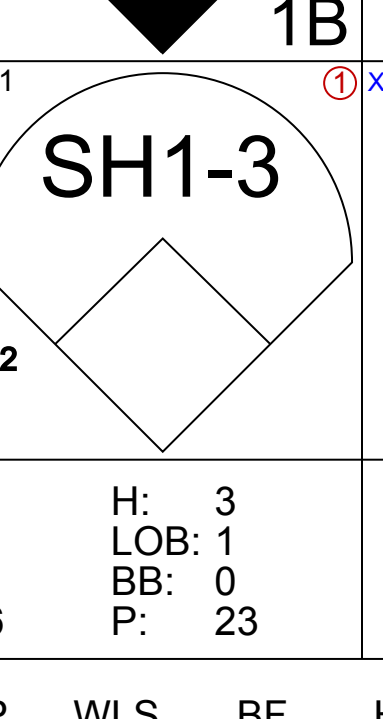
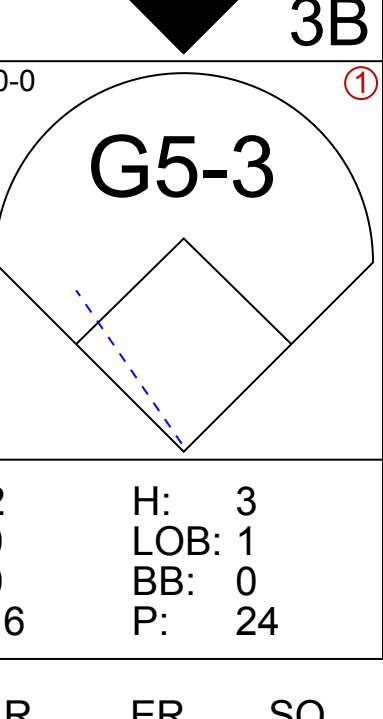


Batter	1	2	3	4	5	6	7	8	9	AB	R	H	RBI	BB	SO	LOB	BOTTOM				
3 Reed Johnson, R OBP: 0.341, SLG: 0.407 (1, 7)	0-3 K		1-1 G6-4-3 1-2		0-0 1B		2-3 K		1-3 K	5	0	1	0	0	3	1					
Mike Bordick, R OBP: 0.334, SLG: 0.386 (1, 6)	4-2 BB		0-1 F8		0-0 10 FC6-4 1B		2-2 G6-3		1-1 G3-1	4	0	1	1	1	0	0					
10 Vernon Wells, R OBP: 0.358, SLG: 0.549 (1, 8)	1-2 F8		2-1 P3		1-0 FC6-4 1-2		0-0 G6-3			4	0	0	0	0	0	3					
Carlos Delgado, L OBP: 0.428, SLG: 0.574 (1, 3)	0-3 K		4-2 FC4-6 BB		3-3 K		1-1 2B			3	0	1	0	1	2	1					
Josh Phelps, R OBP: 0.361, SLG: 0.485 (1, 10)		1-1 HR	3-2 FC4-6 FC6-4 1-2		4-1 1B BB		4-2 FC5-4 BB			2	2	1	1	2	0	1					
Bobby Kielty, S OBP: 0.395, SLG: 0.396 (1, 9)		3-3 K	0-1 FC6-4 1-2		2-2 1B		1-2 F7			3	0	1	0	0	1	1					
Greg Myers, L OBP: 0.383, SLG: 0.519 (8, PH)										1	0	0	0	0	2						
Orlando Hudson, S OBP: 0.326, SLG: 0.390 (9, 4)										0	0	0	0	0	0						
Eric Hinske, L OBP: 0.335, SLG: 0.447 (1, 5)		3-2 P1			3-3 K		0-1 F8		1-3 K	4	0	0	0	0	2	4					
Tom Wilson, R OBP: 0.332, SLG: 0.399 (1, 2)		3-2 F9			1-1 F9		3-1 1B		3-1 FC5-4 1-2	4	0	1	1	0	2						
Dave Berg, R OBP: 0.312, SLG: 0.401 (9, 7)			4-2 3 G6-4-3 BB		0-1 1B		3-3 K			2	1	1	0	1	1	2					
Frank Catalanotto, L OBP: 0.351, SLG: 0.473 (9, PH)										1	0	0	0	0	0						
Inning Stats	R: 0 E: 0 K: 2 S: 12	H: 0 LOB: 1 BB: 1 P: 17	R: 1 E: 0 K: 1 S: 13	H: 1 LOB: 0 BB: 0 P: 23	R: 0 E: 0 K: 0 S: 9	H: 0 LOB: 1 BB: 1 P: 14	R: 0 E: 0 K: 0 S: 10	H: 0 LOB: 1 BB: 1 P: 19	R: 1 E: 0 K: 1 S: 12	H: 2 LOB: 2 BB: 1 P: 33	R: 0 E: 0 K: 1 S: 8	H: 0 LOB: 0 BB: 0 P: 12	R: 0 E: 0 K: 1 S: 12	H: 1 LOB: 2 BB: 1 P: 22	R: 0 E: 0 K: 1 S: 11	H: 0 LOB: 0 BB: 0 P: 16	1B: 5 2B: 1 3B: 0 HR: 1	SF: 0 SAC: 0 DP: 1 HBP: 0	WP: 0 PB: 0 SB: 0 CS: 0	PA: 38	
PITCHER	IP	WLS	BF	H	R	ER	SO	BB	IBB	HBP	BLK	WP	HR	S	P	ERA	WHIP				
Matt Riley, L ERA: 3.6 (1, 1)	5.0	W	21	4	2	2	4	3	0	0	0	0	1	56	90	3.60	1.400				
Omar DaSil, L ERA: 5.83 (6, 1)	2.0	H	11	3	1	1	3	2	0	0	0	0	0	30	54	4.50	2.500				
Kerry Ligtenberg, R ERA: 3.45 (8, 1)	0.1	H	1	0	0	0	0	0	0	0	0	0	0	3	4	0.00	0.000				
B.J. Ryan, L ERA: 3.6 (8, 1)	0.2	H	2	0	0	0	1	0	0	0	0	0	0	5	9	0.00	0.000				
Jorge Julio, R ERA: 4.26 (9, 1)	1.0	S	3	0	0	0	1	0	0	0	0	0	0	11	16	0.00	0.000				

Baltimore Orioles @ Toronto Blue Jays
SkyDome, Toronto, ON
 Sun Sep 14 2003, 1:05 PM EDT
 Att: 18,763 - Overcast - 73 F

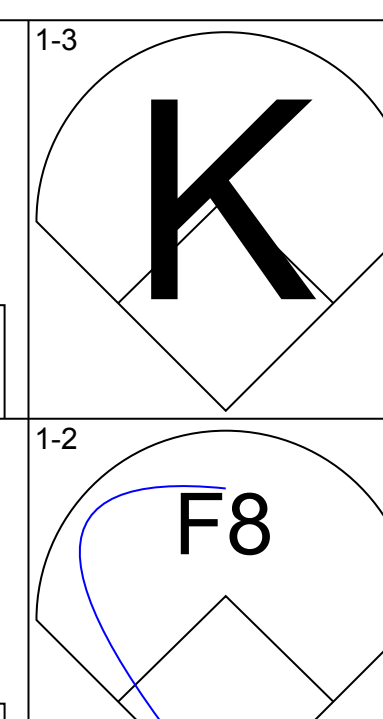
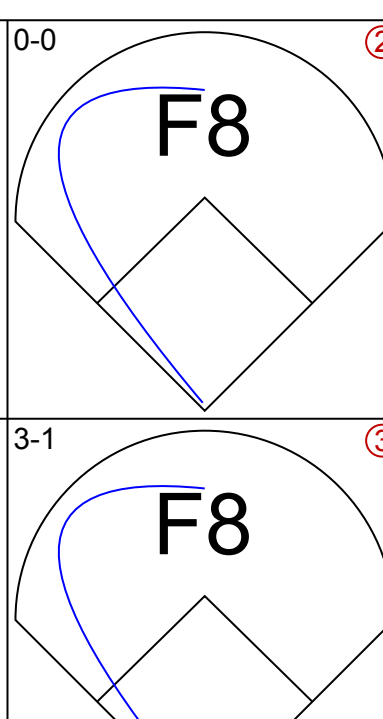
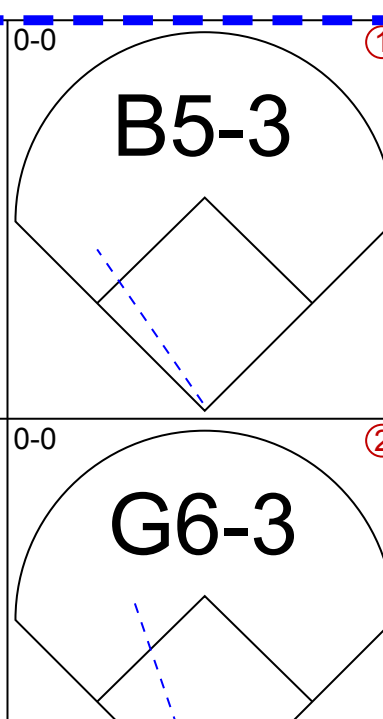
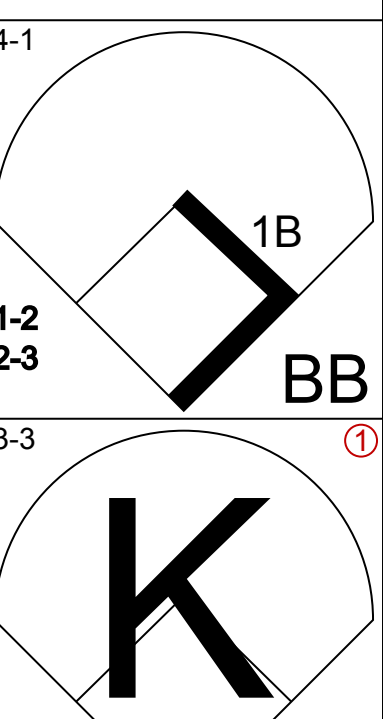
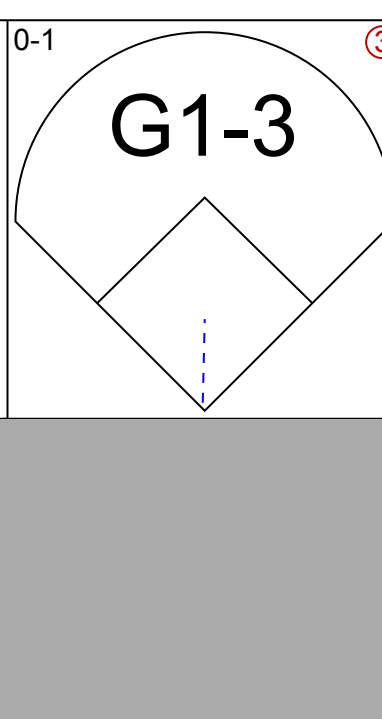
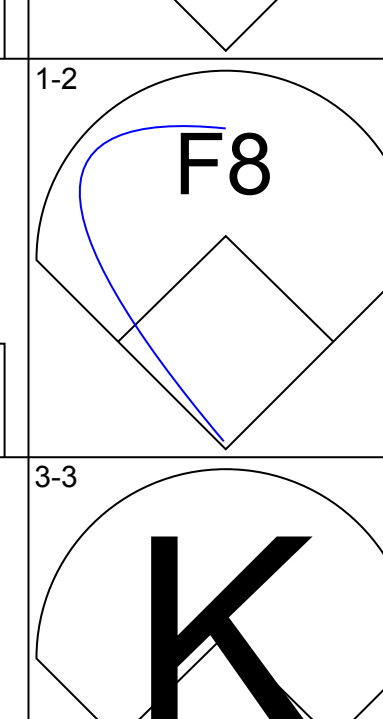
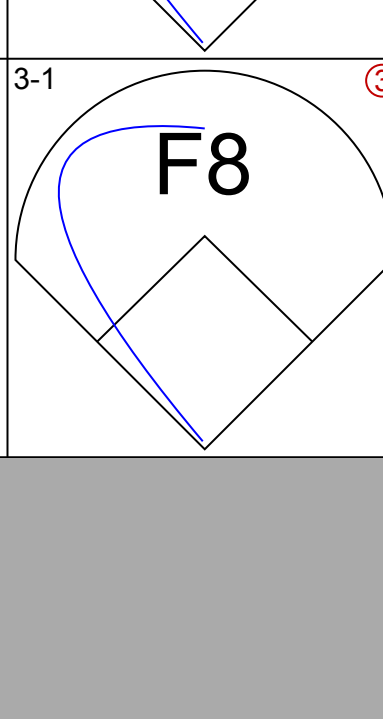
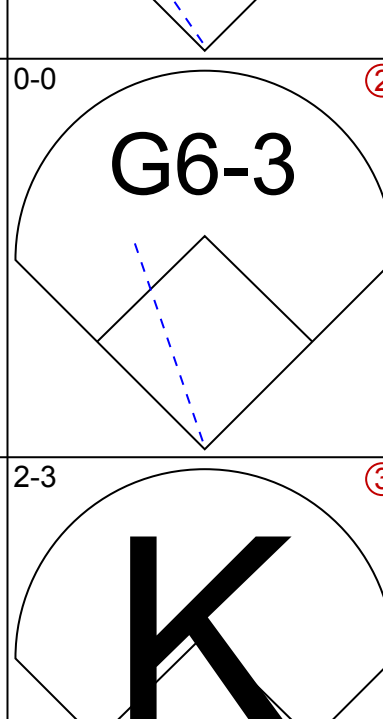
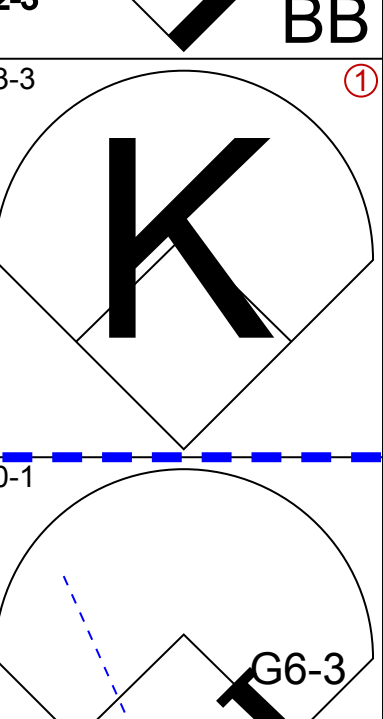
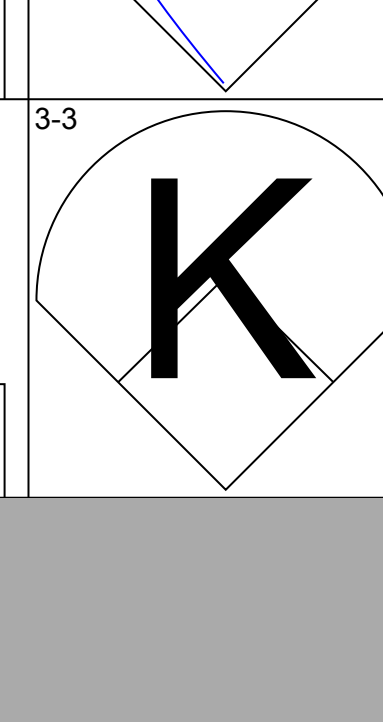
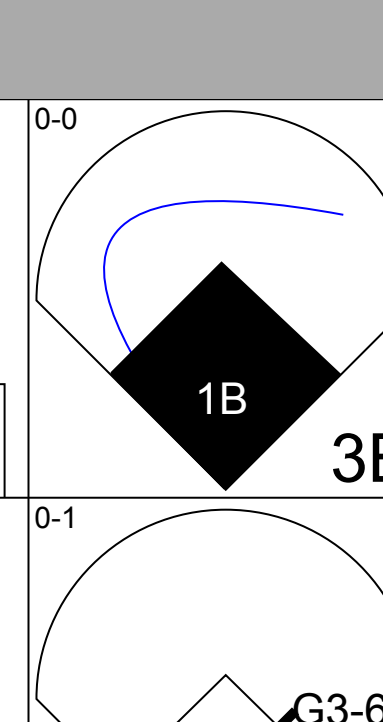
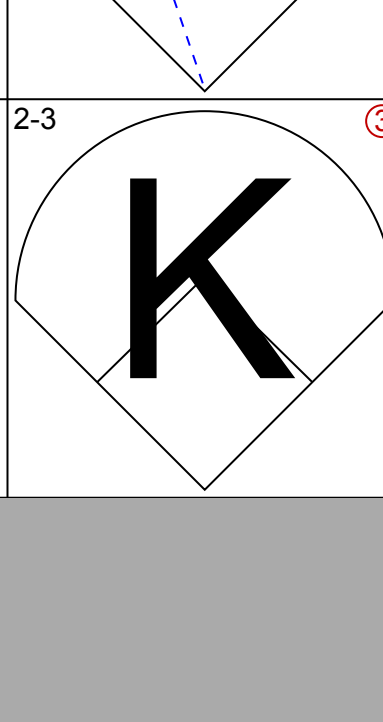
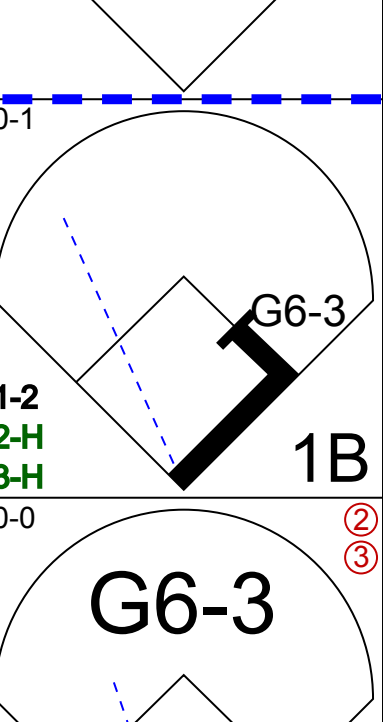
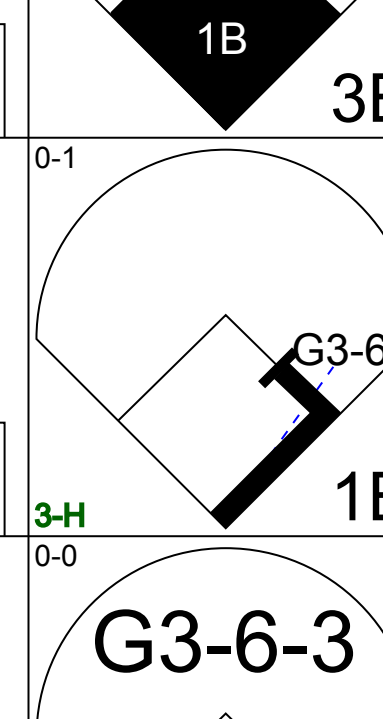
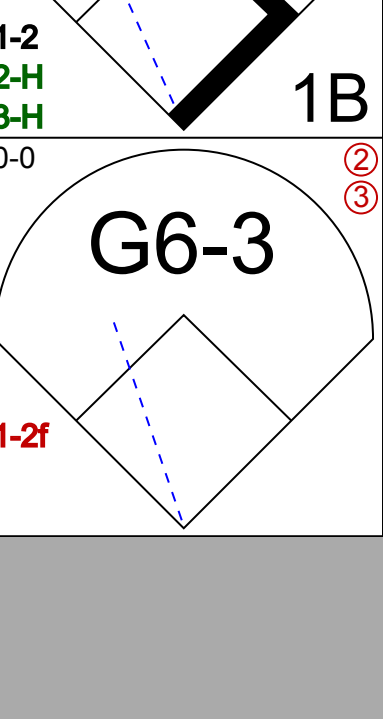
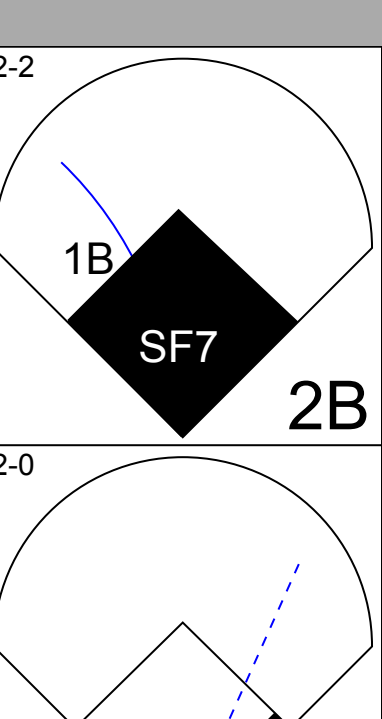
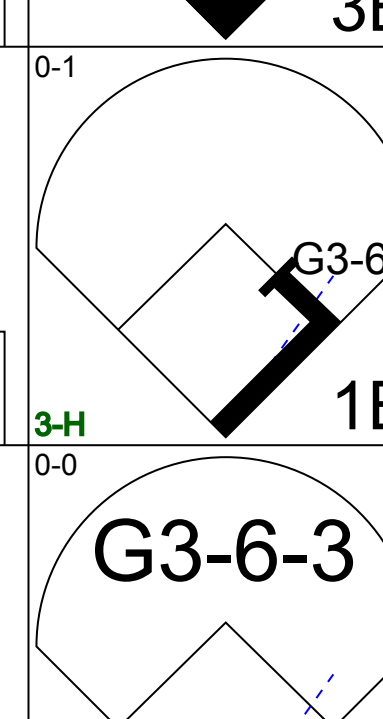

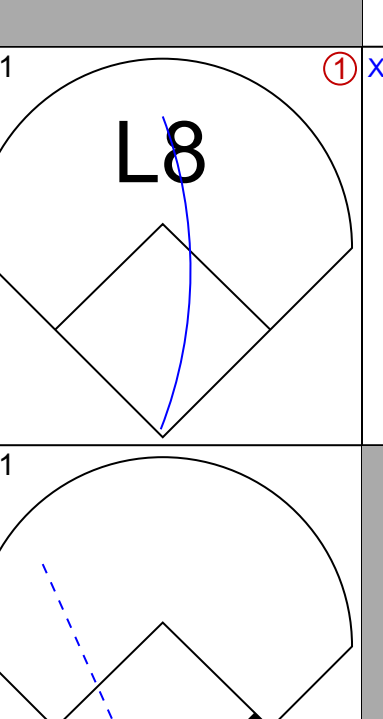
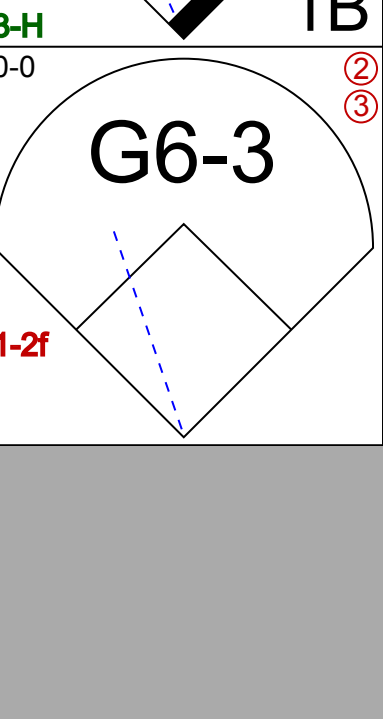
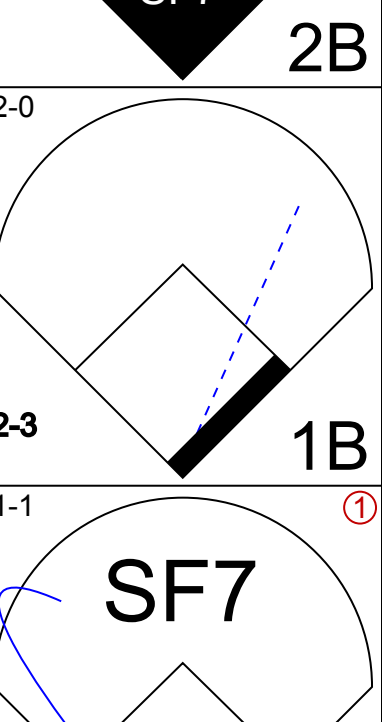
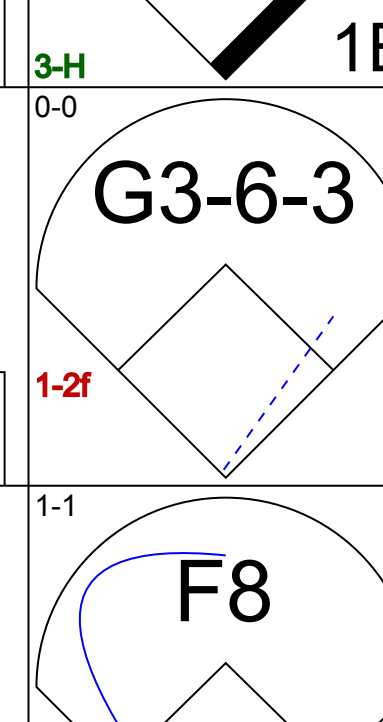

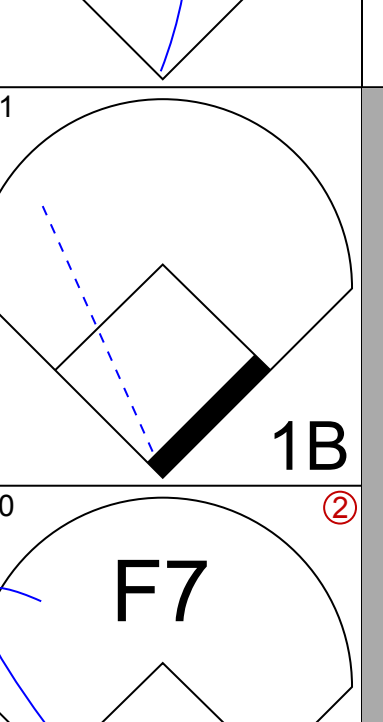

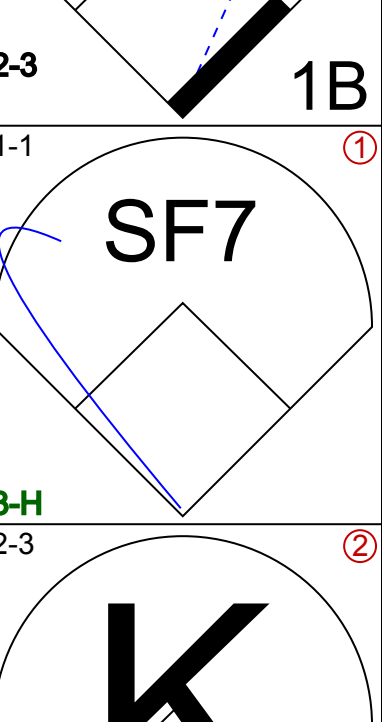
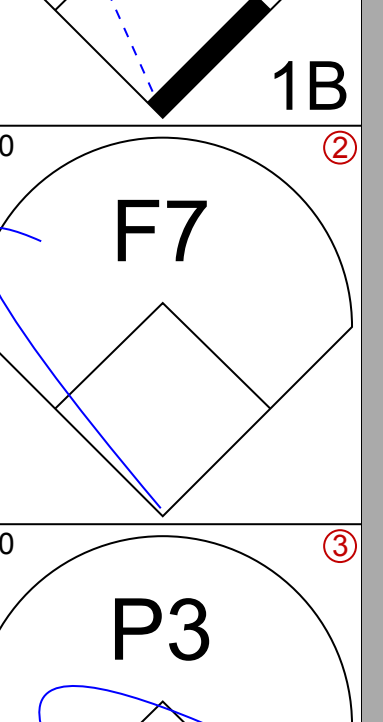

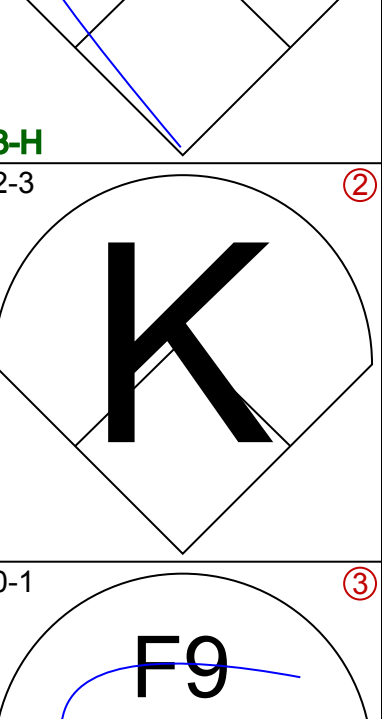

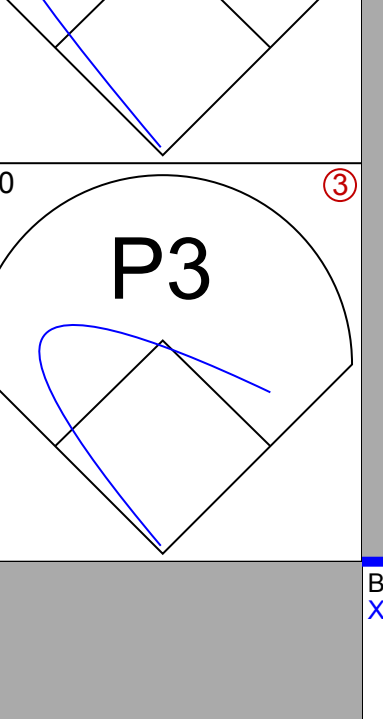

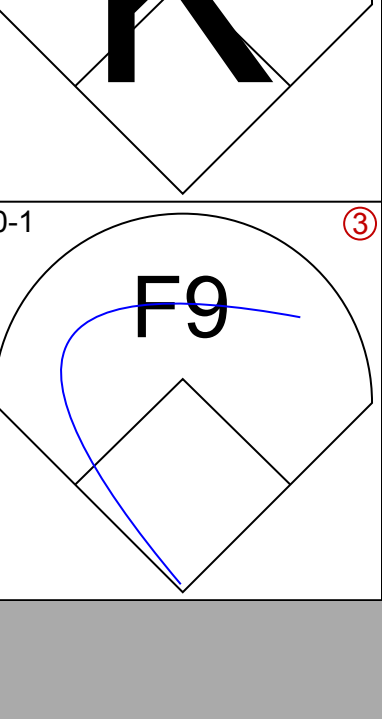
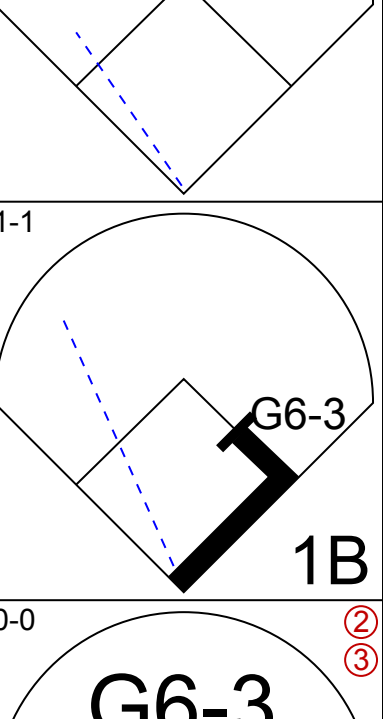
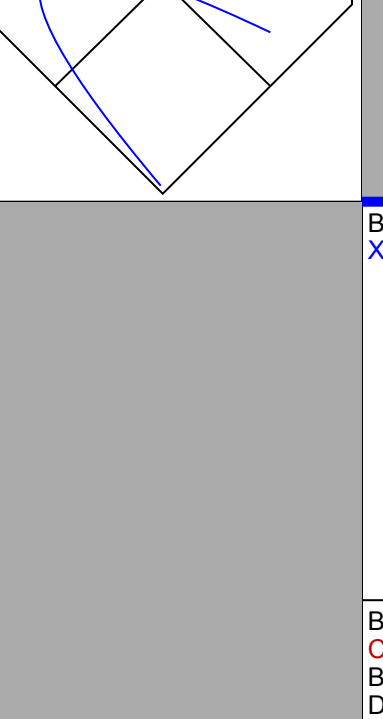
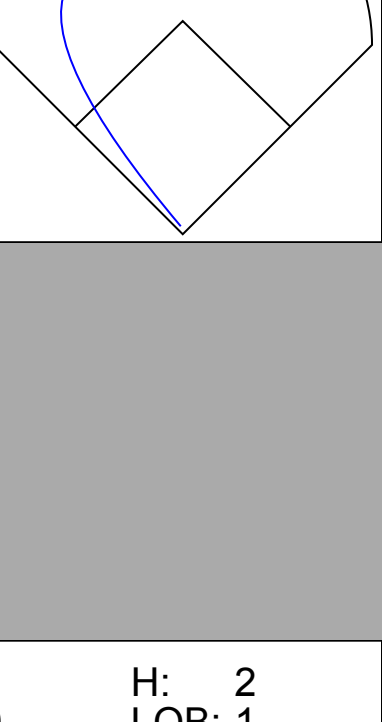
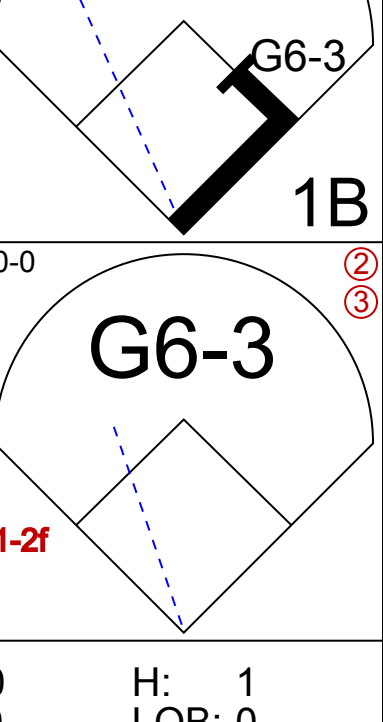

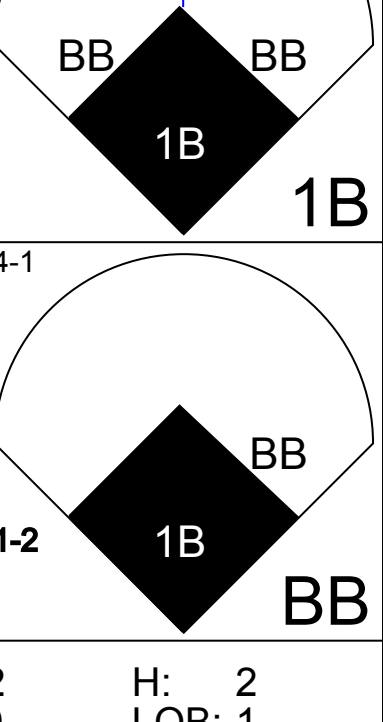
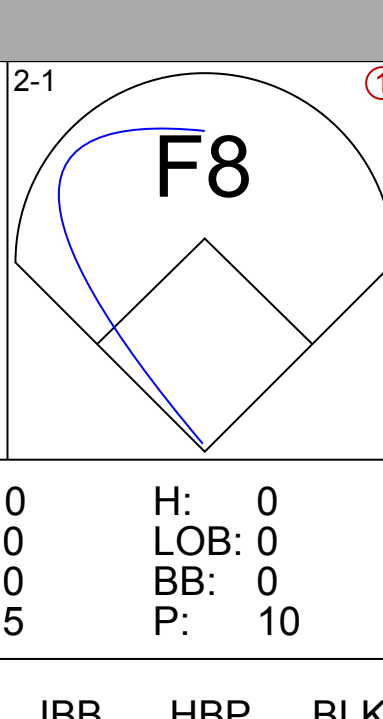
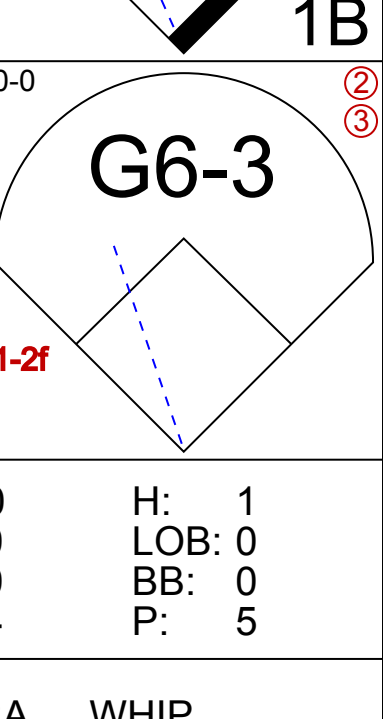
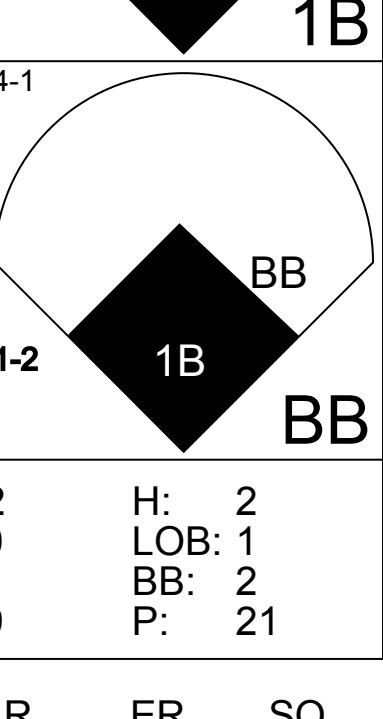
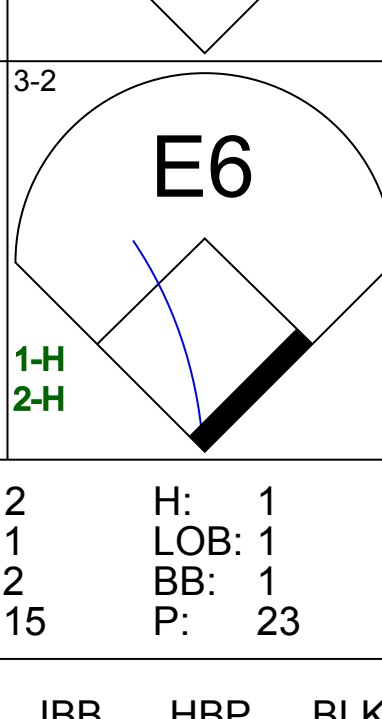
AB 33
 R 3
 H 7
 RBI 3
 BB 5
 SO 9
 LOB 17



Batter	1	2	3	4	5	6	7	8	9	AB	R	H	RBI	BB	SO	LOB	TOP					
3 Reed Johnson, R OBP: 0.342, SLG: 0.405 (1, 9)										4	1	1	1	0	1	1	Toronto Blue Jays @ Detroit Tigers Comerica Park, Detroit, MI Tue Sep 16 2003, 7:05 PM EDT Att: 9,801 - Sunny - 76 F					
Frank Catalanotto, L OBP: 0.352, SLG: 0.473 (1, 7)										5	1	2	1	0	0	2						
10 Vernon Wells, R OBP: 0.358, SLG: 0.547 (1, 8)										5	2	2	0	0	0	1						
Carlos Delgado, L OBP: 0.428, SLG: 0.572 (1, 3)										5	1	2	1	0	0	3						
Josh Phelps, R OBP: 0.362, SLG: 0.486 (1, 10)										5	0	2	1	0	0	2						
Eric Hinske, L OBP: 0.333, SLG: 0.446 (1, 5)										5	0	1	1	0	2	3						
Mike Bordick, R OBP: 0.332, SLG: 0.383 (1, 6)										5	1	1	0	0	0	3						
Orlando Hudson, S OBP: 0.333, SLG: 0.405 (1, 4)										4	3	3	2	1	0	1						
Kevin Cash, R OBP: 0.152, SLG: 0.147 (1, 2)										3	0	0	0	0	0	2						
Inning Stats	R: 0 E: 0 K: 1 S: 9	H: 0 LOB: 0 BB: 0 P: 12	R: 0 E: 0 K: 1 S: 11	H: 1 LOB: 1 BB: 0 P: 16	R: 1 E: 0 K: 0 S: 10	H: 3 LOB: 2 BB: 0 P: 13	R: 0 E: 0 K: 0 S: 6	H: 0 LOB: 0 BB: 0 P: 11	R: 0 E: 0 K: 0 S: 8	H: 0 LOB: 1 BB: 1 P: 15	R: 1 E: 0 K: 0 S: 7	H: 2 LOB: 1 BB: 0 P: 9	R: 4 E: 1 K: 1 S: 16	H: 3 LOB: 1 BB: 0 P: 23	R: 2 E: 0 K: 0 S: 16	H: 3 LOB: 1 BB: 0 P: 24		R: 1 E: 0 K: 0 S: 9	H: 2 LOB: 1 BB: 0 P: 14	1B: 10 2B: 2 3B: 1 HR: 1	SF: 0 SAC: 1 DP: 0 HBP: 1	WP: 1 PB: 1 SB: 0 CS: 0
PITCHER	IP	WLS	BF	H	R	ER	SO	BB	IBB	HBP	BLK	WP	HR	S	P	ERA	WHIP					
34 Nate Cornejo, R ERA: 4.55 (1, 1)	6.1	L	30	8	6	5	2	1	0	0	0	1	1	60	89	7.11	1.421					
Jamie Walker, L ERA: 3.3 (7, 1)	0.2		3	1	0	0	1	0	0	0	0	0	0	7	10	0.00	1.500					
Franklyn German, R ERA: 5.27 (8, 1)	1.0		6	3	2	2	0	0	0	0	0	0	0	16	24	18.00	3.000					
Fernando Rodney, R ERA: 7.43 (9, 1)	1.0		5	2	1	1	0	0	0	0	0	0	0	9	14	9.00	2.000					

AB	41
R	9
H	14
RBI	7
BB	1
SO	3
LOB	18



Batter	1	2	3	4	5	6	7	8	9	AB	R	H	RBI	BB	SO	LOB	BOTTOM					
Alex Sanchez, L OBP: 0.313, SLG: 0.357 (1, 8)										4	0	0	0	1	1	1	Toronto Blue Jays @ Detroit Tigers Comerica Park, Detroit, MI Tue Sep 16 2003, 7:05 PM EDT Att: 9,801 - Sunny - 76 F					
Warren Morris, L OBP: 0.328, SLG: 0.381 (1, 4)										4	0	0	0	0	1	3						
Bobby Higginson, L OBP: 0.325, SLG: 0.372 (1, 9)										3	1	1	0	0	2	0						
Craig Monroe, R OBP: 0.271, SLG: 0.415 (7, 9)										1	0	1	2	0	0	0						
Dmitri Young, S OBP: 0.357, SLG: 0.531 (1, 10)										4	1	2	1	0	0	2						
Carlos Pena, L OBP: 0.333, SLG: 0.458 (1, 3)										3	1	2	0	1	0	1						
Kevin Witt, L OBP: 0.304, SLG: 0.405 (1, 7)										1	0	0	1	0	0	0						
Ben Petrick, R OBP: 0.276, SLG: 0.389 (7, PH) (8, 7)										2	1	1	0	0	0	1						
Shane Halter, R OBP: 0.288, SLG: 0.343 (1, 5)										4	0	0	0	0	2	4						
15 Brandon Inge, R OBP: 0.266, SLG: 0.349 (1, 2)										4	1	2	0	0	1	3						
Ramon Santiago, S OBP: 0.288, SLG: 0.277 (1, 6)										3	1	0	0	1	0	1						
Inning Stats	R: 0 E: 0 K: 2 S: 9	H: 2 LOB: 1 BB: 0 P: 14	R: 1 E: 0 K: 1 S: 12	H: 2 LOB: 1 BB: 0 P: 19	R: 0 E: 0 K: 0 S: 5	H: 0 LOB: 0 BB: 0 P: 10	R: 1 E: 0 K: 0 S: 6	H: 2 LOB: 0 BB: 0 P: 7	R: 0 E: 0 K: 0 S: 4	H: 1 LOB: 0 BB: 0 P: 5	R: 0 E: 0 K: 1 S: 7	H: 0 LOB: 0 BB: 0 P: 9	R: 0 E: 0 K: 0 S: 6	H: 1 LOB: 1 BB: 0 P: 13	R: 2 E: 0 K: 1 S: 9	H: 2 LOB: 2 BB: 2 P: 21	R: 2 E: 1 K: 2 S: 15	H: 1 LOB: 1 BB: 1 P: 23	1B: 7 2B: 1 3B: 1 HR: 0	SF: 1 SAC: 0 DP: 3 HBP: 0	WP: 2 PB: 0 SB: 0 CS: 0	PA: 37
PITCHER	IP	WLS	BF	H	R	ER	SO	BB	IBB	HBP	BLK	WP	HR	S	P	ERA	WHIP					
Pete Walker, R ERA: 5.03 (1, 1)	5.0		18	5	2	2	3	0	0	0	0	0	0	36	55	3.60	1.000					
Jason Kershner, L ERA: 3.24 (6, 1)	2.0	W	7	1	0	0	1	0	0	0	0	0	0	13	22	0.00	0.500					
Trever Miller, L ERA: 4.74 (8, 1)	0.1		4	1	2	2	1	2	0	0	0	0	0	6	18	54.00	9.000					
Aquilino Lopez, R ERA: 3.65 (8, 1)	1.2		8	2	2	1	2	1	0	0	0	1	0	18	26	5.40	1.800					

AB	33
R	6
H	9
RBI	4
BB	3
SO	7
LOB	16



Batter	1	2	3	4	5	6	7	8	9	AB	R	H	RBI	BB	SO	LOB	TOP				
Frank Catalanotto, L (1.7) OBP: 0.352, SLG: 0.476 3 Reed Johnson, R (4.7) OBP: 0.342, SLG: 0.409	F7		G4-3	1B		G3		L5		3	1	1	2	0	0	0					
Eric Hinske, L (1.5) OBP: 0.427, SLG: 0.451	F8		10 HR	1B		G3		G3		5	2	2	1	0	0	1					
10 Vernon Wells, R (1.8) OBP: 0.357, SLG: 0.549	E4		HR	1B		G5-3		P3		5	1	1	2	0	1	2					
Carlos Delgado, L (1.3) OBP: 0.427, SLG: 0.570	1B		F7	1B		K		K		4	0	1	1	1	2	1					
Greg Myers, L (1.10) OBP: 0.382, SLG: 0.516	F8		1B	G4-3				L5		4	0	1	0	0	0	3					
Bobby Kielty, S (1.9) OBP: 0.354, SLG: 0.397		F7	G1-6-3			1B		K		4	0	1	0	0	1	1					
Mike Bordick, R (1.6) OBP: 0.337, SLG: 0.385		G4-3	1B			FC3-6		F8		3	0	2	0	1	0	0					
Orlando Hudson, S (1.4) OBP: 0.331, SLG: 0.401		G4-3		FC3-6		L4		F8		4	1	0	0	0	0	4					
Kevin Cash, R (1.2) OBP: 0.157, SLG: 0.152		G1-3		1B		G5-4-3		K		4	1	1	0	0	1	3					
Inning Stats	R: 0 E: 1 K: 0 S: 8	H: 0 LOB: 2 BB: 1 P: 16	R: 0 E: 0 K: 0 S: 8	H: 1 LOB: 1 BB: 0 P: 12	R: 2 E: 0 K: 0 S: 9	H: 3 LOB: 1 BB: 0 P: 18	R: 4 E: 0 K: 1 S: 13	H: 4 LOB: 1 BB: 1 P: 25	R: 0 E: 0 K: 1 S: 11	H: 2 LOB: 1 BB: 0 P: 13	R: 0 E: 0 K: 1 S: 8	H: 0 LOB: 0 BB: 0 P: 12	R: 0 E: 0 K: 1 S: 6	H: 0 LOB: 0 BB: 0 P: 7	R: 0 E: 0 K: 1 S: 6	H: 0 LOB: 0 BB: 0 P: 8	1B: 6 2B: 2 3B: 2 HR: 1	SF: 0 SAC: 0 DP: 1 HBP: 0	WP: 0 PB: 0 SB: 1 CS: 0	PA: 40	
PITCHER	IP	WLS	BF	H	R	ER	SO	BB	IBB	HBP	BLK	WP	HR	S	P	ERA	WHIP				
Shane Loux, R (1.1) ERA: 6.17	3.1	L	20	7	6	6	0	2	0	0	0	0	1	33	63	16.20	2.700				
Chris Spurling, R (4.1) ERA: 4.66	1.2		7	3	0	0	1	0	0	0	0	0	0	15	21	0.00	1.800				
Matt Roney, R (6.1) ERA: 5.16	3.0		10	1	0	0	3	0	0	0	0	0	0	25	35	0.00	0.333				
Eric Eckenstahler, L (9.1) ERA: 2.4	1.0		3	0	0	0	1	0	0	0	0	0	0	6	8	0.00	0.000				

Toronto Blue Jays @ Detroit Tigers
Comerica Park, Detroit, MI
Wed Sep 17 2003, 7:05 PM EDT
Att: 11,240 - Sunny - 80 F

AB 38
R 6
H 11
RBI 6
BB 2
SO 5
LOB 15



Batter	1	2	3	4	5	6	7	8	9	AB	R	H	RBI	BB	SO	LOB	BOTTOM				
Alex Sanchez, L (1.8) OBP: 0.312, SLG: 0.358	G4-3		K			G6-3		G5-3		4	0	1	0	0	1	0					
Warren Morris, L (1.4) OBP: 0.327, SLG: 0.380	G4-3		K			1B		G5-3		4	0	1	0	0	1	1					
Bobby Higginson, L (1.9) OBP: 0.325, SLG: 0.371	L3				F7					4	0	1	0	0	0	1					
Dmitri Young, S (1.10) OBP: 0.355, SLG: 0.527	K				K					4	0	0	0	0	3	3					
Carlos Pena, L (1.3) OBP: 0.332, SLG: 0.459			15 G5-3		K			F7		4	0	1	0	0	2	0					
Craig Monroe, R (1.7) OBP: 0.272, SLG: 0.415		G6-3			G4-3					3	0	1	0	0	0	1					
Shane Halter, R (1.5) OBP: 0.268, SLG: 0.342					G3			F8		3	0	1	0	0	0	1					
15 Brandon Inge, R (1.2) OBP: 0.264, SLG: 0.346		G5-3			G6-3			G6-3		3	0	0	0	0	0	3					
Ramon Santiago, S (1.6) OBP: 0.286, SLG: 0.275			G4-3			G1-3		G4-3		3	0	0	0	0	0	0					
Inning Stats	R: 0 E: 0 K: 1 S: 7	H: 1 LOB: 1 BB: 0 P: 9	R: 0 E: 0 K: 0 S: 9	H: 2 LOB: 1 BB: 0 P: 13	R: 0 E: 0 K: 2 S: 10	H: 0 LOB: 0 BB: 0 P: 15	R: 0 E: 0 K: 2 S: 8	H: 0 LOB: 0 BB: 0 P: 15	R: 0 E: 0 K: 1 S: 8	H: 2 LOB: 2 BB: 0 P: 10	R: 0 E: 0 K: 0 S: 6	H: 1 LOB: 1 BB: 0 P: 9	R: 0 E: 0 K: 0 S: 6	H: 0 LOB: 0 BB: 0 P: 7	R: 0 E: 0 K: 1 S: 12	H: 0 LOB: 0 BB: 0 P: 13	1B: 4 2B: 2 3B: 0 HR: 0	SF: 0 SAC: 0 DP: 1 HBP: 0	WP: 0 PB: 0 SB: 0 CS: 0	PA: 32	
PITCHER	IP	WLS	BF	H	R	ER	SO	BB	IBB	HBP	BLK	WP	HR	S	P	ERA	WHIP				
32 Roy Halladay, R (1.1) ERA: 3.18	9.0	W	32	6	0	0	7	0	0	0	0	0	0	73	102	0.00	0.667				

Toronto Blue Jays @ Detroit Tigers
Comerica Park, Detroit, MI
Wed Sep 17 2003, 7:05 PM EDT
Att: 11,240 - Sunny - 80 F

AB 32
R 0
H 6
RBI 0
BB 0
SO 7
LOB 10



Batter	1	2	3	4	5	6	7	8	9	AB R H RBI BB SO LOB	TOP									
3 Reed Johnson, R OBP: 0.345, SLG: 0.419	1-1 F8	0-0 HR		0-2 G4-3		2-0 2H 1B			2-2 1B 10 HR	5 2 3 2 0 0 0	Toronto Blue Jays @ Detroit Tigers Comerica Park, Detroit, MI Thu Sep 18 2003, 7:05 PM EDT Att: 9,951 - Cloudy - 71 F									
Eric Hinske, L OBP: 0.333, SLG: 0.448	1-3 K	1-3 K			1-3 K	1-3 K2-3			0-2 1B 10 HR	5 1 1 0 0 4 1										
10 Vernon Wells, R OBP: 0.357, SLG: 0.553	2-2 1B	2-3 K			2-1 G5-3		1-1 F7		0-1 1B HR	5 2 2 3 0 1 0										
Carlos Delgado, L OBP: 0.426, SLG: 0.566	1-0 1B			1-2 G6-3	2-2 G6-3		0-0 F7		0-3 K	5 1 1 0 0 1 0										
Josh Phelps, R OBP: 0.362, SLG: 0.484	1-1 1B			1-1 G5-3		0-1 G1-3	1-2 HBP		3-1 F8	4 1 1 1 0 0 0										
Bobby Kielty, S OBP: 0.357, SLG: 0.398	3-2 1B			1-1 1B		4-2 1B BB	2-3 K		0-0 G6-3	4 1 2 1 1 1 1										
Mike Bordick, R OBP: 0.339, SLG: 0.385	1-1 1B			1-3 K		1-2 1B SH1-3 BB		0-0 G5-3		3 1 1 1 1 1 1										
Dave Berg, R OBP: 0.310, SLG: 0.397	2-1 L3			2-2 G4-3		2-1 1B SH1-3	2-3 K			4 1 1 1 0 1 2										
Orlando Hudson, S OBP: 0.331, SLG: 0.401						1-3 2H 1B				0 0 0 0 0 0 0										
Kevin Cash, R OBP: 0.151, SLG: 0.146		1-2 G6-3		0-1 P2		1-0 SH1-3	1-1 G6-3			3 0 0 1 0 0 0										
Inning Stats	R: 3 E: 0 K: 1 S: 18	H: 5 LOB: 2 BB: 0 P: 30	R: 1 E: 0 K: 2 S: 11	H: 1 LOB: 0 BB: 0 P: 15	R: 0 E: 0 K: 1 S: 11	H: 1 LOB: 1 BB: 0 P: 15	R: 0 E: 0 K: 0 S: 9	H: 0 LOB: 0 BB: 0 P: 11	R: 0 E: 0 K: 1 S: 10	H: 0 LOB: 0 BB: 0 P: 15	R: 0 E: 0 K: 1 S: 8	H: 0 LOB: 1 BB: 0 P: 12	R: 0 E: 0 K: 1 S: 6	H: 0 LOB: 0 BB: 0 P: 9	R: 3 E: 0 K: 1 S: 15	H: 3 LOB: 0 BB: 0 P: 20	1B: 10 2B: 0 3B: 0 HR: 2	SF: 0 SAC: 1 DP: 0 HBP: 1	WP: 0 PB: 0 SB: 0 CS: 0	PA: 42
PITCHER	IP WLS BF H R ER SO BB IBB HBP BLK WP HR S P ERA WHIP											IP WLS BF H R ER SO BB IBB HBP BLK WP HR S P ERA WHIP								
Mike Maroth, L ERA: 5.73	(1, 1) 5.2 L 27 8 7 7 5 2 0 0 0 0 0 1 71 108 11.12 1.765																			
45 Chris Mears, R ERA: 5.0	(6, 1) 2.1 10 2 1 1 3 0 0 1 0 0 0 23 35 3.86 0.857																			
Jamie Walker, L ERA: 3.54	(9, 1) 1.0 5 2 2 2 1 0 0 0 0 0 0 1 11 14 18.00 2.000																			

AB	38
R	10
H	12
RBI	10
BB	2
SO	9
LOB	5



Batter	1	2	3	4	5	6	7	8	9	AB R H RBI BB SO LOB	BOTTOM											
Andres Torres, S OBP: 0.250, SLG: 0.295	1-1 F7	3-3 K			0-3 K		0-0 G6-3		1-2 G4-3	5 0 0 0 0 2 4	Toronto Blue Jays @ Detroit Tigers Comerica Park, Detroit, MI Thu Sep 18 2003, 7:05 PM EDT Att: 9,951 - Cloudy - 71 F											
Warren Morris, L OBP: 0.323, SLG: 0.375	0-1 F8		0-0 P5		1-2 F7		1-1 G4-3			4 0 0 0 0 0 0												
Bobby Higginson, L OBP: 0.326, SLG: 0.375	0-1 F7		1-1 F8			0-1 1B 3B	4-0 BB			3 1 1 0 1 0 0												
Carlos Pena, L OBP: 0.333, SLG: 0.458		4-2 1B BB	1-1 F9			3-1 1B	0-0 G3		1-2	3 1 1 1 1 0 1												
Kevin Witt, L OBP: 0.306, SLG: 0.415	1-3 K			2-1 HR		2-3 K		4-0 G3-1 BB	2B BB	3 2 1 1 1 2 2												
Ben Petrick, R OBP: 0.275, SLG: 0.384	1-1 G1-3			0-0 G5-3		2-3 K		0-1 F8		4 1 1 0 0 1 2												
Shane Halter, R OBP: 0.268, SLG: 0.339	1-0 G1-3			2-2 E5		1-2 F9		4-1 G3-1	2B BB	3 1 0 0 1 0 3												
Matt Walbeck, S OBP: 0.200, SLG: 0.243	3-2 1B			2-1 F7			0-2 F9		1-2 G3-1	3 0 0 0 0 0 3												
Ramon Santiago, S OBP: 0.290, SLG: 0.280		0-0 1B			2-3 K		1-2 G6-3		3-2 2B	3 0 2 4 0 1 0												
Inning Stats	R: 0 E: 0 K: 0 S: 6	H: 0 LOB: 0 BB: 0 P: 7	R: 2 E: 0 K: 2 S: 15	H: 2 LOB: 2 BB: 1 P: 28	R: 0 E: 0 K: 0 S: 5	H: 0 LOB: 0 BB: 0 P: 7	R: 1 E: 1 K: 0 S: 9	H: 1 LOB: 0 BB: 0 P: 14	R: 0 E: 0 K: 2 S: 10	H: 0 LOB: 0 BB: 0 P: 13		R: 1 E: 0 K: 2 S: 16	H: 2 LOB: 1 BB: 0 P: 24	R: 0 E: 0 K: 0 S: 6	H: 0 LOB: 0 BB: 0 P: 7	R: 0 E: 0 K: 0 S: 3	H: 0 LOB: 0 BB: 1 P: 8	R: 2 E: 0 K: 0 S: 13	H: 1 LOB: 1 BB: 2 P: 26	1B: 3 2B: 1 3B: 1 HR: 1	SF: 0 SAC: 0 DP: 2 HBP: 2	WP: 0 PB: 0 SB: 0 CS: 1
PITCHER	IP WLS BF H R ER SO BB IBB HBP BLK WP HR S P ERA WHIP											IP WLS BF H R ER SO BB IBB HBP BLK WP HR S P ERA WHIP										
Josh Towers, R ERA: 4.61	(1, 1) 6.0 W 25 5 4 4 4 0 1 0 1 0 0 0 9 15 0.00 0.500																					
Dan Reichert, R ERA: 4.65	(7, 1) 2.0 H 6 0 0 0 0 1 0 1 0 0 0 0 9 15 0.00 0.500																					
Cliff Politte, R ERA: 5.77	(9, 1) 1.0 6 1 2 2 0 2 0 0 0 0 0 0 13 26 18.00 3.000																					

AB	31
R	6
H	6
RBI	6
BB	4
SO	6
LOB	15



Batter	1	2	3	4	5	6	7	8	9	AB	R	H	RBI	BB	SO	LOB	TOP										
3 Reed Johnson, R OBP: 0.344, SLG: 0.416	G4-3		F8					1B	K	5	1	1	0	0	2	1	Toronto Blue Jays @ Baltimore Orioles Oriole Park at Camden Yards, Baltimore, MD Fri Sep 19 2003, 7:05 PM EDT Att: 25,857 - Cloudy - 71 F										
Mike Bordick, R OBP: 0.334, SLG: 0.379	P2			G3-1		F8		B1	K	5	0	0	0	0	1												
10 Vernon Wells, R OBP: 0.361, SLG: 0.560	1B			1B	3B	2B		1B	1B	4	2	4	0	0	0												
Carlos Delgado, L OBP: 0.428, SLG: 0.567	F7			G1-4-3	1B			HBP	SF8	3	1	2	2	1	0	1											
Josh Phelps, R OBP: 0.364, SLG: 0.484				G5-4-3	1B			HBP	1B	4	0	2	1	0	1	3											
Howie Clark, L OBP: 0.400, SLG: 0.431				G1-4-3				HBP	1B	0	0	0	0	0	0	0											
Tom Wilson, R OBP: 0.332, SLG: 0.399				1-2				1B		0	0	0	0	0	0	0											
Bobby Kielty, S OBP: 0.358, SLG: 0.397	G5-4-3					L4				2	1	0	0	1	0	3											
Eric Hinske, L OBP: 0.332, SLG: 0.447	G3					1B			HBP	3	0	1	1	0	0	0											
Dave Berg, R OBP: 0.311, SLG: 0.396				K						3	0	1	1	0	1	0											
Greg Myers, L OBP: 0.381, SLG: 0.514										1	0	0	0	0	0	2											
Orlando Hudson, S OBP: 0.331, SLG: 0.401										0	0	0	0	0	0	0											
Kevin Cash, R OBP: 0.144, SLG: 0.140				G1-3		G6-3			G6-3	4	0	0	0	0	2												
Inning Stats	R: 0 E: 0 K: 0 S: 7	H: 1 LOB: 1 BB: 0 P: 11	R: 0 E: 0 K: 0 S: 9	H: 1 LOB: 0 BB: 0 P: 13	R: 0 E: 0 K: 1 S: 7	H: 0 LOB: 0 BB: 0 P: 10	R: 1 E: 0 K: 0 S: 10	H: 2 LOB: 0 BB: 0 P: 13	R: 1 E: 0 K: 1 S: 15	H: 2 LOB: 1 BB: 1 P: 25	R: 0 E: 0 K: 0 S: 9	H: 1 LOB: 2 BB: 1 P: 19	R: 0 E: 0 K: 0 S: 7	H: 0 LOB: 0 BB: 0 P: 10	R: 3 E: 0 K: 0 S: 17	H: 4 LOB: 2 BB: 0 P: 27	R: 0 E: 0 K: 2 S: 10	H: 0 LOB: 0 BB: 0 P: 13	1B: 9 2B: 1 3B: 1 HR: 0	SF: 1 SAC: 0 DP: 2 HBP: 1	WP: 0 PB: 0 SB: 0 CS: 1	PA: 38					
PITCHER	IP	WLS	BF	H	R	ER	SO	BB	IBB	HBP	BLK	WP	HR	S	P	ERA	WHIP										
Omar Daal, L ERA: 5.77	(1, 1)	4.0	17	6	2	2	1	1	0	0	0	0	0	40	61	4.50	1.750										
Damian Moss, L ERA: 4.82	(5, 1)	3.0	10	1	0	0	2	1	0	0	0	0	0	24	40	0.00	0.667										
Hector Carrasco, R ERA: 4.58	(8, 1)	0.1	L	3	2	2	0	0	0	0	0	0	0	6	9	54.00	6.000										
B.J. Ryan, L ERA: 3.61	(8, 1)	0.1		4	2	1	1	0	0	0	1	0	0	10	17	27.00	6.000										
Kerry Ligtenberg, R ERA: 3.36	(8, 1)	1.1		4	0	0	0	2	0	0	0	0	0	11	14	0.00	0.000										

Batter	1	2	3	4	5	6	7	8	9	AB	R	H	RBI	BB	SO	LOB	BOTTOM										
1 Brian Roberts, S OBP: 0.344, SLG: 0.379	K		F8					F7		3	1	0	0	1	1	1	Toronto Blue Jays @ Baltimore Orioles Oriole Park at Camden Yards, Baltimore, MD Fri Sep 19 2003, 7:05 PM EDT Att: 25,857 - Cloudy - 71 F										
Jerry Hairston, R OBP: 0.357, SLG: 0.361	F9			G1-3		F8		F7		4	0	0	0	0	1												
Larry Bigbie, L OBP: 0.373, SLG: 0.486	G4-3			31B	BB	HR		BB		2	1	1	2	2	0	0											
31 Jay Gibbons, L OBP: 0.332, SLG: 0.466				P6	1B	K		P5		4	0	1	0	0	1	1											
Tony Batista, R OBP: 0.274, SLG: 0.402	G6-3			K		K		F8		4	0	0	0	0	2	2											
B.J. Surhoff, L OBP: 0.356, SLG: 0.410	G2-3			K				G4-3		4	0	0	0	0	1	2											
Luis Matos, R OBP: 0.356, SLG: 0.452				K		K		1B		4	0	1	0	0	2	0											
Deivi Cruz, R OBP: 0.275, SLG: 0.385				1B		P4		F8		3	0	1	0	1	0	1											
Brook Fordyce, R OBP: 0.315, SLG: 0.384	F9			1B		P4		BB		3	0	0	0	0	2												
Inning Stats	R: 0 E: 0 K: 1 S: 10	H: 0 LOB: 0 BB: 0 P: 15	R: 0 E: 0 K: 0 S: 7	H: 0 LOB: 0 BB: 0 P: 9	R: 0 E: 0 K: 1 S: 11	H: 1 LOB: 1 BB: 0 P: 18	R: 0 E: 0 K: 2 S: 13	H: 1 LOB: 2 BB: 1 P: 18	R: 0 E: 0 K: 2 S: 14	H: 0 LOB: 0 BB: 1 P: 24	R: 0 E: 0 K: 0 S: 13	H: 0 LOB: 1 BB: 1 P: 19	R: 0 E: 0 K: 0 S: 7	H: 0 LOB: 1 BB: 1 P: 13	R: 0 E: 0 K: 0 S: 7	H: 1 LOB: 0 BB: 0 P: 11		1B: 3 2B: 0 3B: 0 HR: 1	SF: 0 SAC: 0 DP: 0 HBP: 0	WP: 0 PB: 0 SB: 0 CS: 0	PA: 35						
PITCHER	IP	WLS	BF	H	R	ER	SO	BB	IBB	HBP	BLK	WP	HR	S	P	ERA	WHIP										
Kelvin Escobar, R ERA: 4.36	(1, 1)	7.0	27	3	2	2	7	3	0	0	0	0	0	75	113	2.57	0.857										
Aquilino Lopez, R ERA: 3.54	(8, 1)	2.0	S	8	1	0	0	1	0	0	0	0	0	14	24	0.00	1.000										

AB	34
R	5
H	11
RBI	5
BB	2
SO	5
LOB	13



AB	31
R	2
H	4
RBI	2
BB	4
SO	7
LOB	10




Batter	1	2	3	4	5	6	7	8	9	AB	R	H	RBI	BB	SO	LOB	TOP					
3 Reed Johnson, R OBP: 0.345, SLG: 0.420	1-0 BB 1B		3-3 K		3-2 2B		3-3 K2-3			4	0	2	0	0	2	1	Toronto Blue Jays @ Baltimore Orioles Oriole Park at Camden Yards, Baltimore, MD Sat Sep 20 2003, 7:05 PM EDT Att: 32,381 - Cloudy - 84 F					
Eric Hinske, L OBP: 0.331, SLG: 0.444	4-1 BB		3-2 F8		1-2 F8			2-2 F7		3	0	0	0	1	0							
10 Vernon Wells, R OBP: 0.360, SLG: 0.558	2-2 F7		1-0 G5-3			2-1 F8		1-0 1B		4	0	1	0	0	0	2						
Carlos Delgado, L OBP: 0.427, SLG: 0.564	1-3 K			2-2 G6-4-3 1B		1-1 G4-3		3-3 K		4	0	1	0	0	2	3						
Josh Phelps, R OBP: 0.361, SLG: 0.480 Greg Myers, L OBP: 0.380, SLG: 0.512	2-1 F9			0-1 G6-4-3 1-2f		1-3 K		0-2 G1-3		3	0	0	0	0	1	3						
Bobby Kielty, S OBP: 0.355, SLG: 0.396		3-1 G5-3		1-1 E5			4-0 2B 3 WP BB	2-0 FC6 1B		3	1	1	0	1	0	0						
Tom Wilson, R OBP: 0.331, SLG: 0.394		4-2 BB		0-0 G2-3			2-1 L8	1-1 P4		3	0	0	0	1	0	3						
Chris Woodward, R OBP: 0.310, SLG: 0.392		1-3 K			3-2 P3		0-1 3 WP 2B	0-0 P6		4	0	1	0	0	1	2						
Orlando Hudson, S OBP: 0.328, SLG: 0.398		1-3 K			2-1 G4-3		1-3 K	2-2 FC6 1-2f		4	0	0	0	0	2	4						
Inning Stats	R: 0 E: 0 K: 1 S: 10	H: 1 LOB: 2 BB: 1 P: 20	R: 0 E: 0 K: 2 S: 12	H: 0 LOB: 1 BB: 1 P: 21	R: 0 E: 0 K: 1 S: 10	H: 0 LOB: 0 BB: 0 P: 17	R: 0 E: 0 K: 0 S: 11	H: 1 LOB: 1 BB: 0 P: 14	R: 0 E: 0 K: 0 S: 11	H: 0 LOB: 0 BB: 0 P: 11	R: 1 E: 0 K: 2 S: 10	H: 1 LOB: 1 BB: 1 P: 20	R: 0 E: 0 K: 1 S: 11	H: 1 LOB: 1 BB: 0 P: 17	R: 0 E: 0 K: 0 S: 7	H: 1 LOB: 1 BB: 0 P: 12	1B: 4 2B: 2 3B: 0 HR: 0	SF: 0 SAC: 0 DP: 1 HBP: 0	WP: 1 PB: 0 SB: 0 CS: 0	PA: 36		
PITCHER	IP	WLS	BF	H	R	ER	SO	BB	IBB	HBP	BLK	WP	HR	S	P	ERA	WHIP					
Matt Riley, L ERA: 1.8	(1, 1)	5.0	20	3	0	0	4	2	0	0	0	0	0	54	92	0.00	1.000					
John Parrish, L ERA: 1.96	(6, 1)	2.2	B	11	2	1	1	4	1	0	0	0	1	0	25	45	3.38	1.125				
Kerry Ligtenberg, R ERA: 3.34	(8, 1)	0.1	W	1	0	0	0	0	0	0	0	0	0	3	3	0.00	0.000					
Jorge Julio, R ERA: 4.12	(9, 1)	1.0	S	4	1	0	0	0	0	0	0	0	0	7	12	0.00	1.000					

Batter	1	2	3	4	5	6	7	8	9	AB	R	H	RBI	BB	SO	LOB	BOTTOM				
1 Brian Roberts, S OBP: 0.343, SLG: 0.378	0-2 G4-3 SH1-3 1B		1-0 G6-4-3 1-2f		0-0 F7			3-2 G3		4	0	1	0	0	0	1	Toronto Blue Jays @ Baltimore Orioles Oriole Park at Camden Yards, Baltimore, MD Sat Sep 20 2003, 7:05 PM EDT Att: 32,381 - Cloudy - 84 F				
Luis Matos, R OBP: 0.358, SLG: 0.461	0-0 SH1-3			1-1 HR		2-0 G6-3		2-2 1B 31 1B		3	2	2	1	0	0	0					
Larry Bigbie, L OBP: 0.379, SLG: 0.490	2-1 G4-3			0-2 31 WP 1B		0-0 F8 31 1B		1-0 31 1B		4	0	3	0	0	0	1					
31 Jay Gibbons, L OBP: 0.333, SLG: 0.466	0-1 P4			3-2 F7		0-2 SAFE 1B		1-0 1B		4	0	2	1	0	0	2					
Tony Batista, R OBP: 0.273, SLG: 0.399		0-1 G5-3		1-1 F8		1-1 F8		0-0 P2		4	0	0	0	0	0	5					
B.J. Surhoff, L OBP: 0.355, SLG: 0.405		1-2 P1		4-2 BB		1-2 G1-3		1-1 F8		3	0	0	0	1	0	4					
Deivi Cruz, R OBP: 0.273, SLG: 0.383		1-1 G4-3		1-1 L9			1-0 G5-3			3	0	0	0	0	0	2					
57 Pedro Swann, L OBP: 0.222, SLG: 0.667			1-2 G4-3		1-3 K		0-3 K			3	0	0	0	0	2	0					
Brook Fordyce, R OBP: 0.315, SLG: 0.383			2-2 G6-4-3 1B		0-1 P6		2-0 F7			3	0	1	0	0	0	0					
Inning Stats	R: 0 E: 0 K: 0 S: 8	H: 1 LOB: 1 BB: 0 P: 10	R: 0 E: 0 K: 0 S: 7	H: 0 LOB: 0 BB: 0 P: 9	R: 0 E: 0 K: 0 S: 7	H: 1 LOB: 0 BB: 0 P: 11	R: 1 E: 0 K: 0 S: 15	H: 2 LOB: 2 BB: 1 P: 25	R: 0 E: 0 K: 1 S: 6	H: 0 LOB: 0 BB: 0 P: 7	R: 0 E: 0 K: 0 S: 9	H: 2 LOB: 2 BB: 0 P: 12	R: 0 E: 0 K: 1 S: 5	H: 0 LOB: 0 BB: 0 P: 8	R: 1 E: 0 K: 0 S: 21	H: 3 LOB: 2 BB: 0 P: 31	1B: 8 2B: 0 3B: 0 HR: 1	SF: 0 SAC: 1 DP: 1 HBP: 0	WP: 1 PB: 0 SB: 0 CS: 0	PA: 33	
PITCHER	IP	WLS	BF	H	R	ER	SO	BB	IBB	HBP	BLK	WP	HR	S	P	ERA	WHIP				
Cory Lidle, R ERA: 5.9	(1, 1)	7.1	L	29	2	2	2	1	1	0	0	0	0	69	99	2.46	1.091				
Trever Miller, L ERA: 4.65	(8, 1)	0.2	4	2	0	0	0	0	0	0	0	0	0	9	14	0.00	3.000				


livebaseballscorecards.com

AB 33
R 1
H 6
RBI 0
BB 3
SO 8
LOB 20



livebaseballscorecards.com

AB 31
R 2
H 9
RBI 2
BB 1
SO 2
LOB 15



Batter	1	2	3	4	5	6	7	8	9	AB	R	H	RBI	BB	SO	LOB	TOP																			
3 Reed Johnson, R OBP: 0.350, SLG: 0.424 (1, 7)										6	2	4	2	0	0	1	Toronto Blue Jays @ Baltimore Orioles Oriole Park at Camden Yards, Baltimore, MD Sun Sep 21 2003, 1:35 PM EDT Att: 27,502 - Overcast - 82 F																			
Eric Hinske, L OBP: 0.334, SLG: 0.445 (1, 5)										5	2	3	0	0	0	3																				
10 Vernon Wells, R OBP: 0.361, SLG: 0.558 (1, 8)										4	0	2	1	0	0	3																				
Carlos Delgado, L OBP: 0.426, SLG: 0.569 (1, 3)										4	1	2	4	0	1	2																				
Greg Myers, L OBP: 0.376, SLG: 0.508 Josh Phelps, R OBP: 0.359, SLG: 0.478 (7, PH)										3	0	0	0	0	0	3																				
Bobby Kielty, S OBP: 0.361, SLG: 0.400 (1, 9)										4	1	2	0	1	0	2																				
Mike Bordick, R OBP: 0.335, SLG: 0.377 (1, 6)										4	0	1	0	1	1	3																				
Orlando Hudson, S OBP: 0.327, SLG: 0.396 (1, 4)										5	0	1	0	0	1	4																				
Kevin Cash, R OBP: 0.158, SLG: 0.156 (1, 2)										4	1	1	0	1	2	4																				
Inning Stats	R: 0 E: 0 K: 0 S: 10	H: 1 LOB: 1 BB: 0 P: 18	R: 0 E: 0 K: 2 S: 12	H: 1 LOB: 2 BB: 1 P: 22	R: 2 E: 0 K: 1 S: 15	H: 2 LOB: 0 BB: 0 P: 22	R: 0 E: 0 K: 0 S: 8	H: 1 LOB: 1 BB: 0 P: 15	R: 1 E: 0 K: 1 S: 9	H: 2 LOB: 1 BB: 1 P: 14	R: 0 E: 0 K: 1 S: 10	H: 1 LOB: 2 BB: 1 P: 21	R: 3 E: 0 K: 1 S: 24	H: 5 LOB: 2 BB: 0 P: 34	R: 0 E: 0 K: 1 S: 7	H: 1 LOB: 1 BB: 0 P: 9		1B: 13 2B: 2 3B: 0 HR: 1	SF: 2 SAC: 0 DP: 0 HBP: 0	WP: 0 PA: 46 PB: 0 SB: 4 CS: 0																
PITCHER	IP	WLS	BF	H	R	ER	SO	BB	IBB	HBP	BLK	WP	HR	S	P	ERA	WHIP	PITCHER		IP	WLS	BF	H	R	ER	SO	BB	IBB	HBP	BLK	WP	HR	S	P	ERA	WHIP
Rodrigo Lopez, R ERA: 5.96	(1, 1)	5.2	28	9	4	4	6	2	0	0	0	0	1	69	119	6.35	1.941	Kurt Ainsworth, R ERA: 3.76		(9, 1)	1.0	4	1	0	0	1	0	0	0	0	0	7	9	0.00	1.000	
Buddy Groom, L ERA: 5.53	(6, 1)	0.2	3	1	0	0	1	0	0	0	0	0	0	9	14	0.00	1.500																			
Hector Carrasco, R ERA: 5.2	(7, 1)	1.0	L	8	4	3	3	0	0	0	0	0	0	19	33	27.00	5.000																			
B.J. Ryan, L ERA: 3.61	(8, 1)	0.0	1	1	0	0	0	0	0	0	0	0	0	4	5	=	=																			
Kerry Ligtenberg, R ERA: 3.3	(8, 1)	0.2	2	0	0	0	1	0	0	0	0	0	0	7	10	0.00	0.000																			

Batter	1	2	3	4	5	6	7	8	9	AB	R	H	RBI	BB	SO	LOB	BOTTOM																					
1 Brian Roberts, S OBP: 0.343, SLG: 0.378 (1, 4)										3	2	1	0	0	0	2	Toronto Blue Jays @ Baltimore Orioles Oriole Park at Camden Yards, Baltimore, MD Sun Sep 21 2003, 1:35 PM EDT Att: 27,502 - Overcast - 82 F																					
Luis Matos, R OBP: 0.360, SLG: 0.461 (1, 8)										4	1	2	0	0	0	2																						
Larry Bigbie, L OBP: 0.377, SLG: 0.488 (1, 7)										3	1	1	2	0	0	0																						
Tony Batista, R OBP: 0.272, SLG: 0.398 (1, 5)										4	0	1	0	0	0	2																						
31 Jay Gibbons, L OBP: 0.334, SLG: 0.465 (1, 9)										3	0	1	0	1	0	2																						
53 Carlos Mendez, R OBP: 0.225, SLG: 0.282 B.J. Surhoff, L OBP: 0.354, SLG: 0.404 (8, PH)										3	0	2	2	0	0	0																						
Deivi Cruz, R OBP: 0.271, SLG: 0.380 (1, 6)										4	0	0	0	0	0	3																						
Geronimo Gil, R OBP: 0.302, SLG: 0.317 Jose Morban, S OBP: 0.197, SLG: 0.239 (9, PH)										3	0	1	0	0	1	0																						
Jerry Hairston, R OBP: 0.361, SLG: 0.365 (1, 10)										3	0	2	0	0	0	0																						
Inning Stats	R: 1 E: 0 K: 0 S: 13	H: 3 LOB: 1 BB: 0 P: 20	R: 0 E: 0 K: 1 S: 8	H: 0 LOB: 0 BB: 0 P: 10	R: 3 E: 0 K: 0 S: 15	H: 4 LOB: 2 BB: 1 P: 27	R: 0 E: 0 K: 0 S: 9	H: 1 LOB: 1 BB: 0 P: 10	R: 0 E: 0 K: 0 S: 6	H: 0 LOB: 0 BB: 0 P: 9	R: 0 E: 0 K: 0 S: 6	H: 1 LOB: 0 BB: 0 P: 9	R: 0 E: 0 K: 0 S: 9	H: 1 LOB: 1 BB: 0 P: 11	R: 0 E: 0 K: 0 S: 6	H: 0 LOB: 0 BB: 0 P: 7		1B: 11 2B: 1 3B: 0 HR: 0	SF: 1 SAC: 2 DP: 3 HBP: 0	WP: 0 PA: 36 PB: 0 SB: 1 CS: 0																		
PITCHER	IP	WLS	BF	H	R	ER	SO	BB	IBB	HBP	BLK	WP	HR	S	P	ERA	WHIP	PITCHER		IP	WLS	BF	H	R	ER	SO	BB	IBB	HBP	BLK	WP	HR	S	P	ERA	WHIP		
Mark Hendrickson, L ERA: 5.51	(1, 1)	5.0	23	8	4	4	1	1	0	0	0	0	0	52	76	7.20	1.800	Jason Kershner, L ERA: 3.2		(8, 1)	0.2	H	3	1	0	0	0	0	0	0	0	0	0	0	0	0	0	
Pete Walker, R ERA: 4.83	(6, 1)	2.0	W	6	2	0	0	0	0	0	0	0	0	12	18	0.00	1.000	Aquilino Lopez, R ERA: 3.47		(8, 1)	1.1	S	4	0	0	0	0	0	0	0	0	0	0	0	0	0	0	0

AB	41
R	7
H	16
RBI	7
BB	3
SO	9
LOB	26



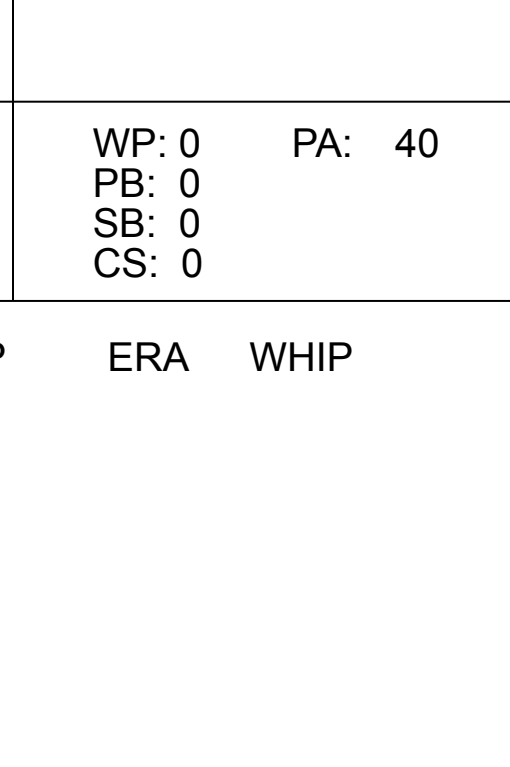
AB	32
R	4
H	11
RBI	4
BB	1
SO	1
LOB	12



Batter	1	2	3	4	5	6	7	8	9	AB	R	H	RBI	BB	SO	LOB	TOP																					
13 Carl Crawford, L OBP: 0.308, SLG: 0.357	1-3 K		2-3 K2-3		0-0 F8	1-0 1B			0-0 G1-3	5	0	1	1	0	2	0																						
Julio Lugo, R OBP: 0.330, SLG: 0.391	0-0 1B		0-3 K			1-2 3-H HR			4-2 B G4-3 BB	4	1	2	1	1	1	2																						
Aubrey Huff, L OBP: 0.362, SLG: 0.539	2-0 F8			2-3 K			0-1 BB 5 HBP 1B		2-0 G4-3	5	1	1	0	0	1	2																						
5 Rocco Baldelli, R OBP: 0.327, SLG: 0.418	0-2 1B			1-0 G5-3			1-0 BB 1B HBP		0-2 G5-3	4	1	1	0	0	0	1																						
Travis Lee, L OBP: 0.342, SLG: 0.448	1-3 K			2-0 HBP 1B			1-0 BB 1B		0-1 G3	3	1	1	0	1	1	2																						
Damian Rolls, R OBP: 0.302, SLG: 0.376		1-3 K		1-0 HBP			0-1 1B 13 1B		0-1 G4-3	3	1	1	2	0	1	0																						
Marlon Anderson, L OBP: 0.333, SLG: 0.383		0-0 G4-3		0-2 L4			1-2 2-H 3-H 0-0 13 1B		2-2 1B	4	0	2	1	0	0	2																						
Toby Hall, R OBP: 0.301, SLG: 0.386		1-3 K			1-3 K				1-3 K	3	0	0	0	0	3	2																						
Javier Valentin, S OBP: 0.254, SLG: 0.356										1	0	0	0	0	1	1																						
Pete Laforest, L OBP: 0.217, SLG: 0.233			0-0 G1-3		2-2 G4-3		0-3 K		2-1 G1-3	4	0	0	0	0	1	3																						
Inning Stats	R: 0 H: 2 E: 0 K: 2 S: 15	H: 0 LOB: 2 BB: 0 P: 19	R: 0 H: 0 E: 0 K: 2 S: 8	H: 0 LOB: 0 BB: 0 P: 10	R: 0 H: 0 E: 0 K: 2 S: 9	H: 1 LOB: 2 BB: 0 P: 15	R: 0 H: 0 E: 0 K: 1 S: 7	H: 0 LOB: 0 BB: 0 P: 10	R: 5 H: 5 E: 0 K: 2 S: 16	H: 5 LOB: 2 BB: 1 P: 25	R: 0 H: 0 E: 0 K: 0 S: 7	H: 0 LOB: 0 BB: 0 P: 9	R: 0 H: 1 E: 0 K: 1 S: 10	H: 1 LOB: 1 BB: 0 P: 15	R: 0 H: 0 E: 0 K: 0 S: 10	H: 0 LOB: 1 BB: 1 P: 16	1B: 8 2B: 0 3B: 0 HR: 1	SF: 0 SAC: 0 DP: 0 HBP: 2	WP: 0 PB: 0 SB: 0 CS: 0	PA: 40																		
PITCHER	IP	WLS	BF	H	R	ER	SO	BB	IBB	HBP	BLK	WP	HR	S	P	ERA	WHIP	PITCHER				IP	WLS	BF	H	R	ER	SO	BB	IBB	HBP	BLK	WP	HR	S	P	ERA	WHIP
32 Roy Halladay, R ERA: 3.22	(1, 1)	5.0	L	22	5	3	3	8	0	0	2	0	0	1	51	70	5.40	1.000																				
Dan Reichert, R ERA: 5.73	(6, 1)	1.0		7	3	2	2	2	1	0	0	0	0	0	13	20	18.00	4.000																				
Vinnie Chulk, R ERA:	(7, 1)	3.0		11	1	0	0	1	1	0	0	0	0	0	27	40	0.00	0.667																				

Tampa Bay Devil Rays @ Toronto Blue Jays
SkyDome, Toronto, ON
Mon Sep 22 2003, 7:05 PM EDT
Att: 22,869 - Dome - 72 F

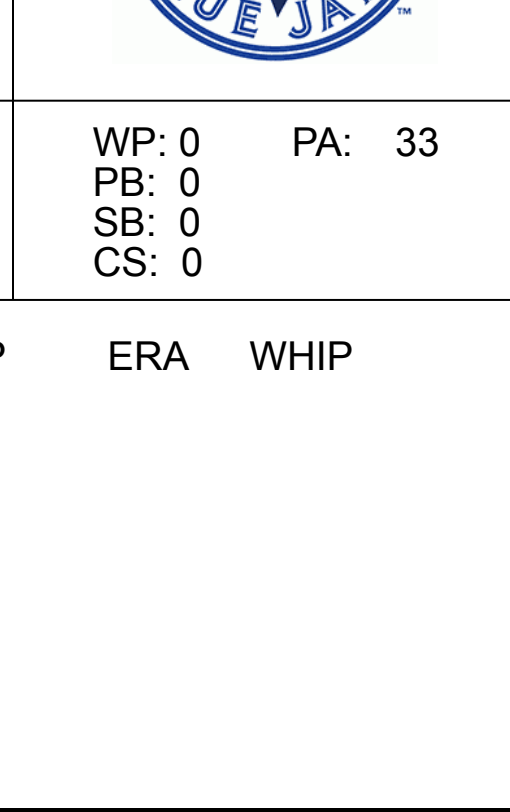
AB	36
R	5
H	9
RBI	5
BB	2
SO	11
LOB	15




Batter	1	2	3	4	5	6	7	8	9	AB	R	H	RBI	BB	SO	LOB	BOTTOM																						
3 Reed Johnson, R OBP: 0.349, SLG: 0.422	2-2 F9		0-0 G1-3			0-3 K2-3		0-1 FC6-4 1B		4	0	1	1	0	1	0																							
Eric Hinske, L OBP: 0.331, SLG: 0.441	0-0 G4-3		1-1 P5			2-3 K		1-3 K		4	0	0	0	0	2	1																							
10 Vernon Wells, R OBP: 0.360, SLG: 0.558	2-2 E5			1-1 P2			0-1 2B	0-2 FC6-4		4	1	1	0	0	0	1																							
Carlos Delgado, L OBP: 0.424, SLG: 0.565	3-2 G3			3-2 G6-3			3-1 F9		3-1 G1-3	4	0	0	0	0	0	2																							
Josh Phelps, R OBP: 0.356, SLG: 0.473		2-1 L6		1-1 G1-3			2-1 L5		1-2 G5-3	4	0	0	0	0	0	1																							
Bobby Kielty, S OBP: 0.360, SLG: 0.400		3-1 G4-3			2-3 K		2-2 2B		1-2 G4-3	4	0	1	1	0	1	0																							
Mike Bordick, R OBP: 0.335, SLG: 0.375		4-2 FC4-6 BB			3-2 F8		2-2 F9			2	0	0	0	1	0	1																							
Orlando Hudson, S OBP: 0.327, SLG: 0.397		0-0 FC4-6			1-1 F7			2-2 3 1B 2B		3	1	1	0	0	0	1																							
Kevin Cash, R OBP: 0.155, SLG: 0.152			2-3 K			1-2 G5-3		0-3 K		2	0	0	0	0	1	0																							
Howie Clark, L OBP: 0.400, SLG: 0.431										0	0	0	0	0	0	0																							
Tom Wilson, R OBP: 0.330, SLG: 0.393										1	0	0	0	0	1	1																							
Inning Stats	R: 0 H: 0 E: 1 K: 0 S: 14	H: 0 LOB: 1 BB: 0 P: 21	R: 0 H: 0 E: 0 K: 0 S: 8	H: 0 LOB: 1 BB: 1 P: 17	R: 0 H: 0 E: 0 K: 1 S: 7	H: 0 LOB: 0 BB: 0 P: 10	R: 0 H: 0 E: 0 K: 0 S: 7	H: 0 LOB: 0 BB: 0 P: 12	R: 0 H: 0 E: 0 K: 1 S: 10	H: 0 LOB: 0 BB: 0 P: 16	R: 1 H: 2 E: 0 K: 0 S: 13	H: 2 LOB: 1 BB: 0 P: 22	R: 1 H: 2 E: 0 K: 2 S: 14	H: 2 LOB: 1 BB: 0 P: 17	R: 0 H: 0 E: 0 K: 0 S: 8	H: 0 LOB: 0 BB: 0 P: 13	1B: 1 2B: 3 3B: 0 HR: 0	SF: 0 SAC: 0 DP: 0 HBP: 0	WP: 0 PB: 0 SB: 0 CS: 0	PA: 33																			
PITCHER	IP	WLS	BF	H	R	ER	SO	BB	IBB	HBP	BLK	WP	HR	S	P	ERA	WHIP	PITCHER				IP	WLS	BF	H	R	ER	SO	BB	IBB	HBP	BLK	WP	HR	S	P	ERA	WHIP	
Rob Bell, R ERA: 5.29	(1, 1)	6.2	W	24	2	1	1	4	1	0	0	0	0	7	11	27.00	3.000																						
Chad Gaudin, R ERA: 4.04	(7, 1)	0.1		2	1	1	1	0	0	0	0	0	0	0	7	11	27.00	3.000																					
Joe Kennedy, L ERA: 6.2	(8, 1)	1.1		5	1	0	0	2	0	0	0	0	0	13	17	0.00	0.750																						
Lance Carter, R ERA: 4.14	(9, 1)	0.2		2	0	0	0	0	0	0	0	0	0	6	8	0.00	0.000																						

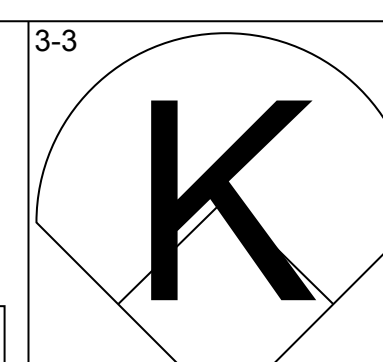
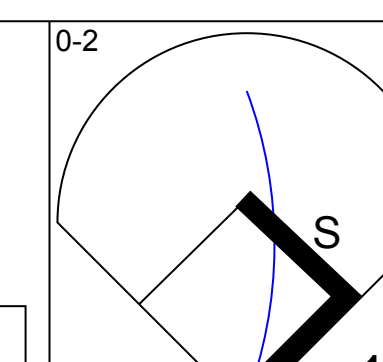
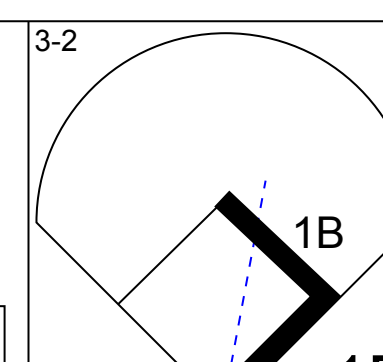
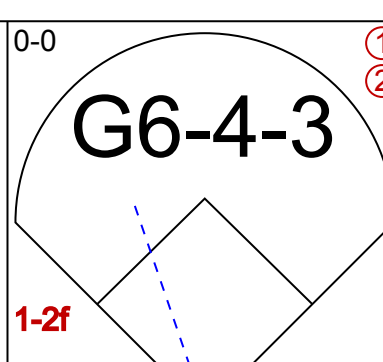
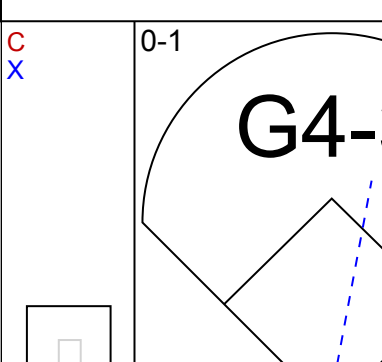
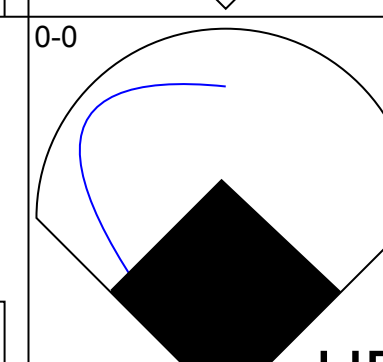
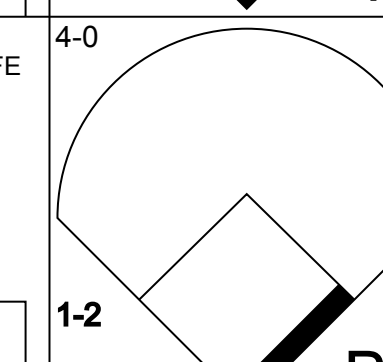
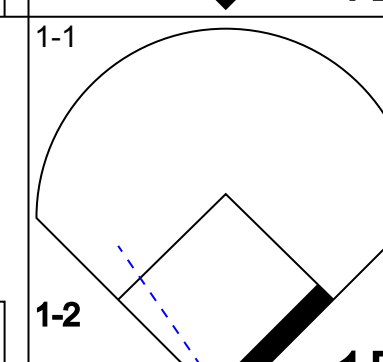
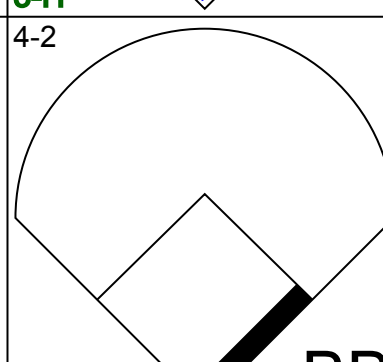
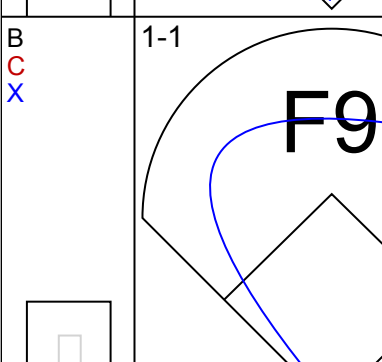
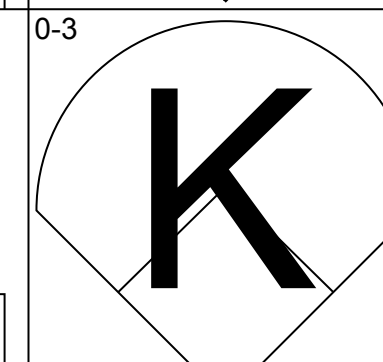
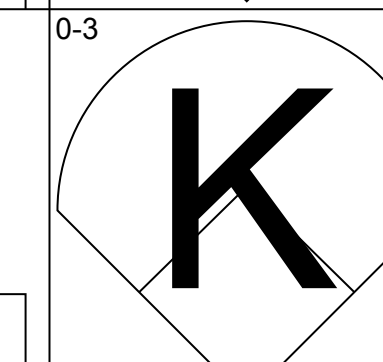
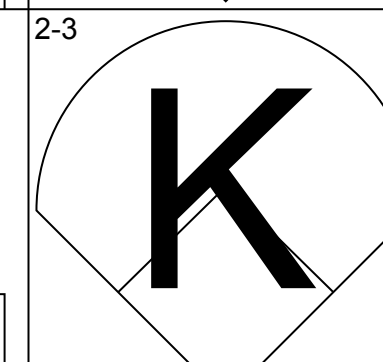
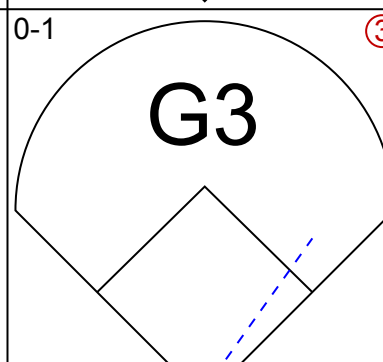
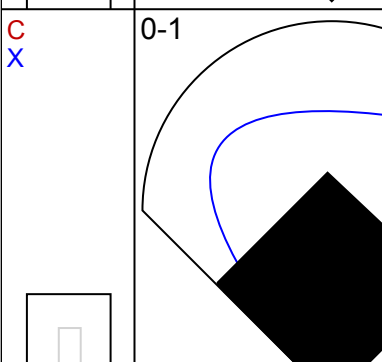
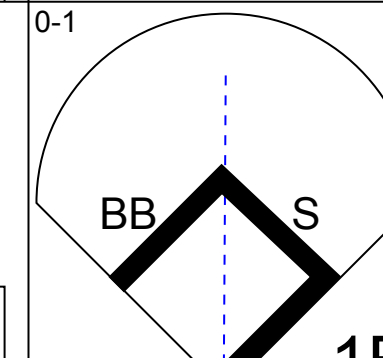
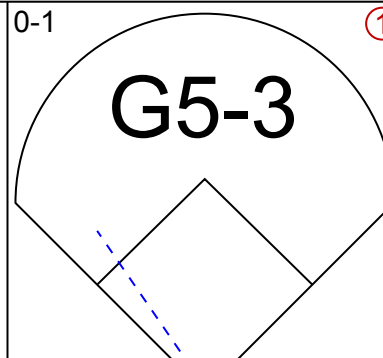
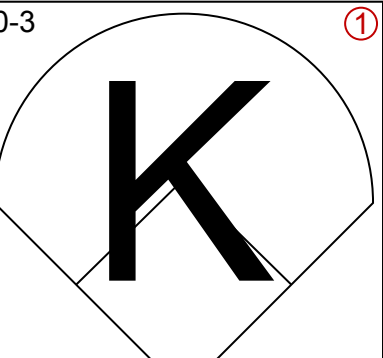
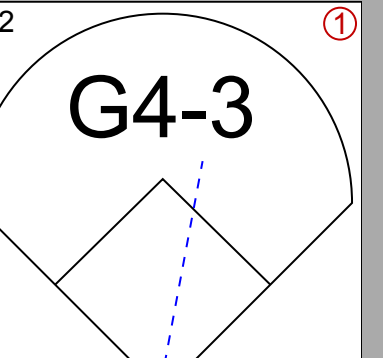
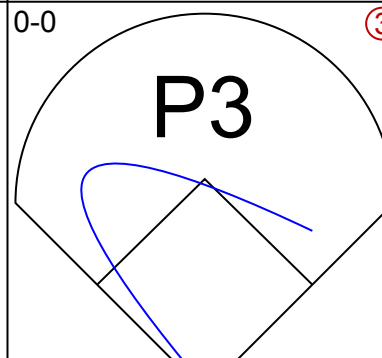
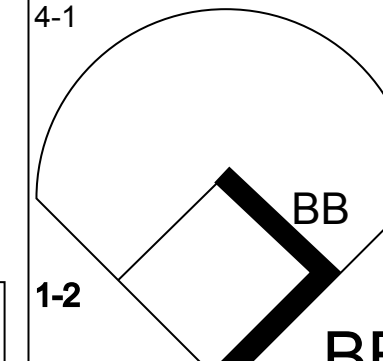
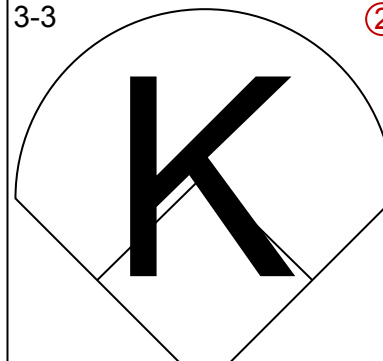
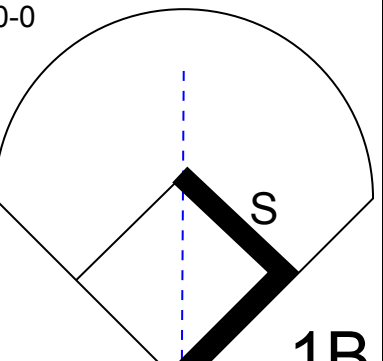
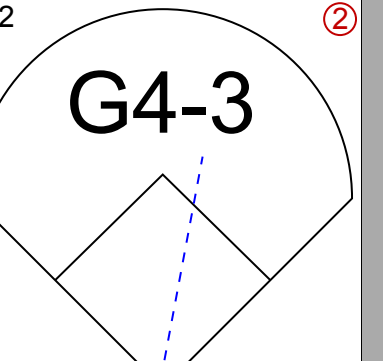
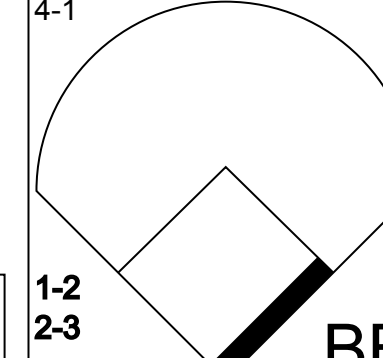
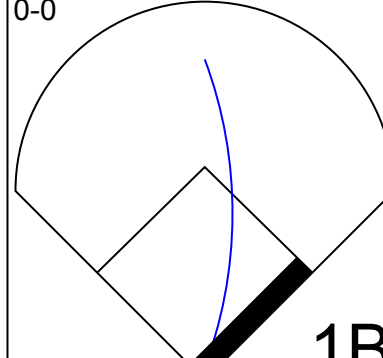
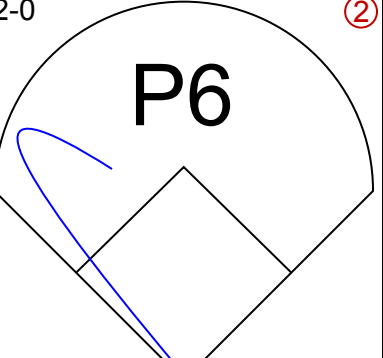
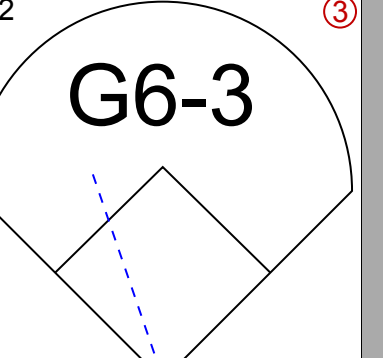
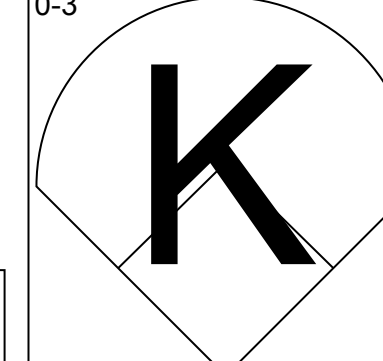
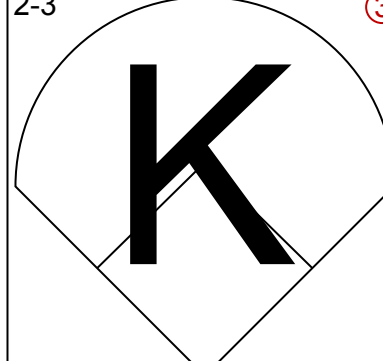
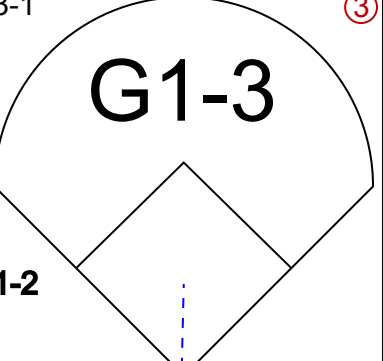
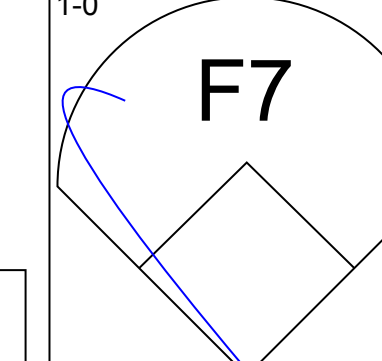
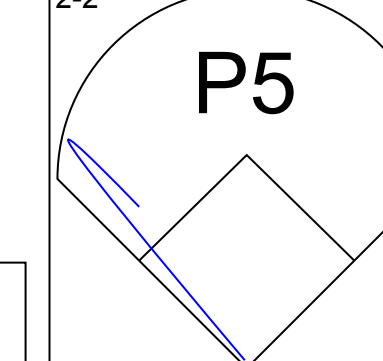
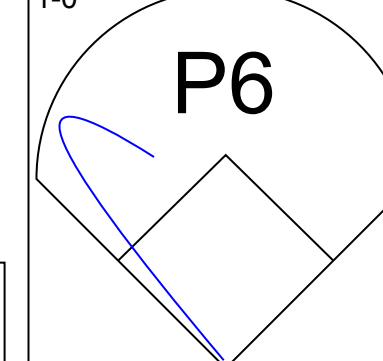
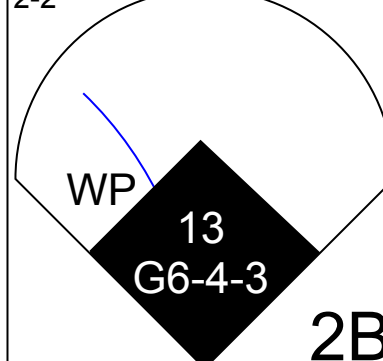
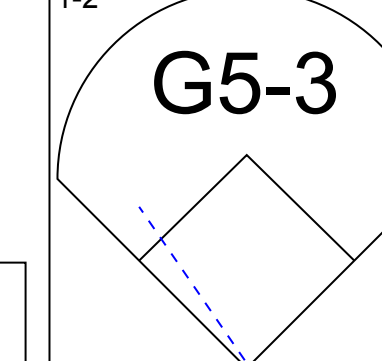
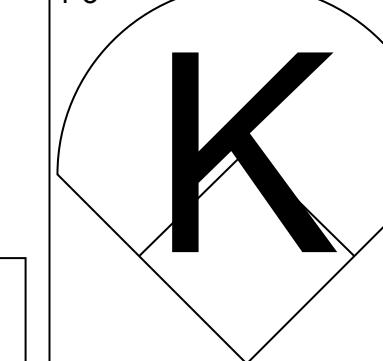
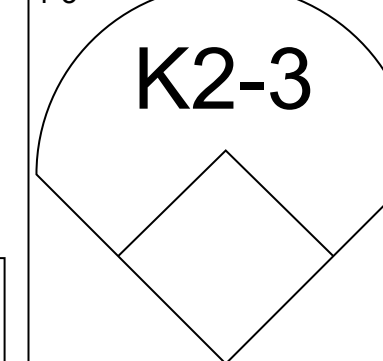
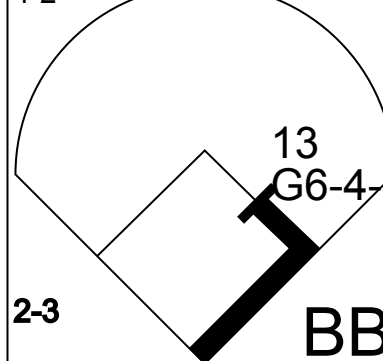
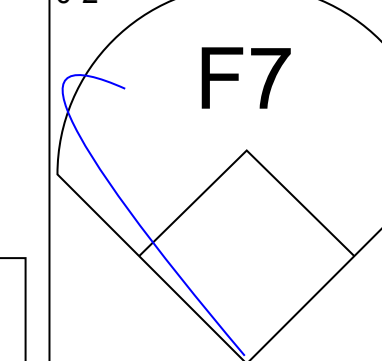
Tampa Bay Devil Rays @ Toronto Blue Jays
SkyDome, Toronto, ON
Mon Sep 22 2003, 7:05 PM EDT
Att: 22,869 - Dome - 72 F

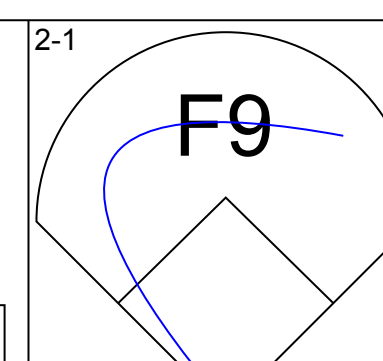
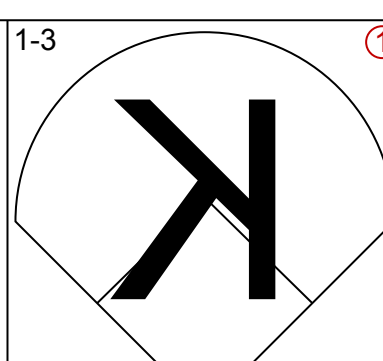
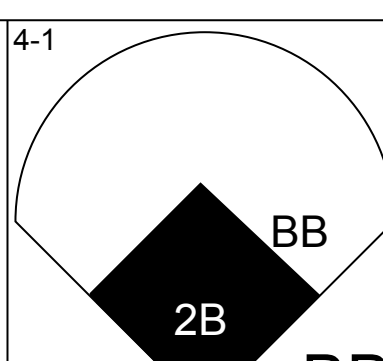
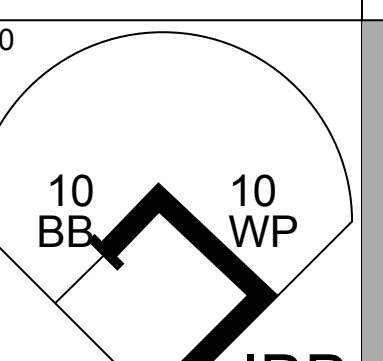
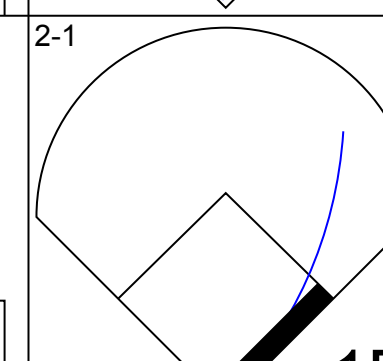
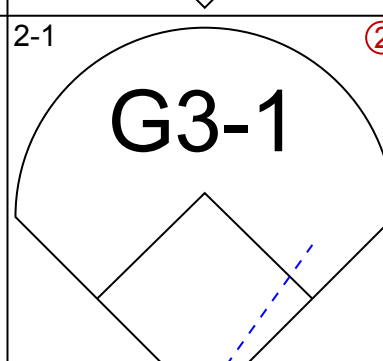
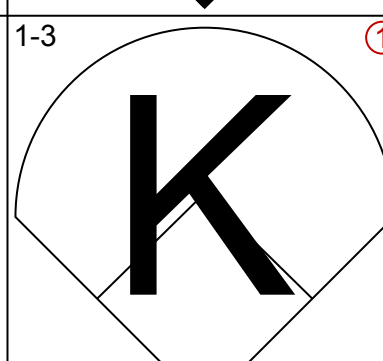
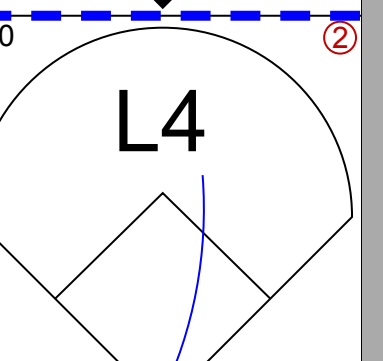
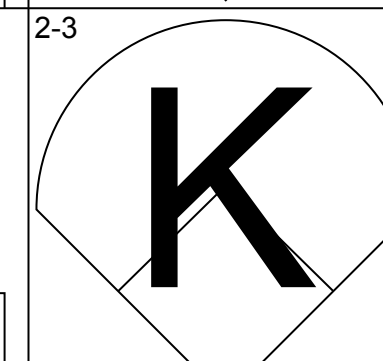
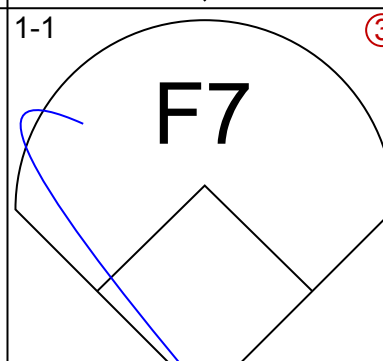
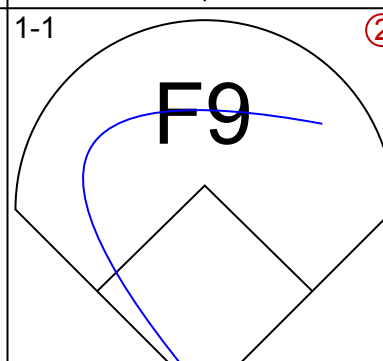
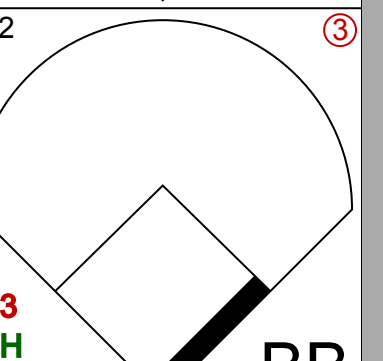
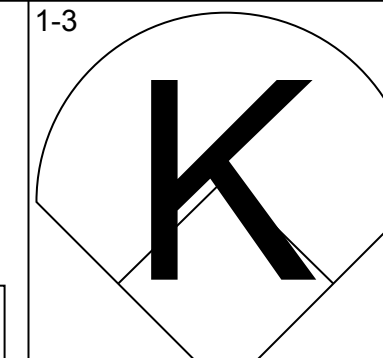

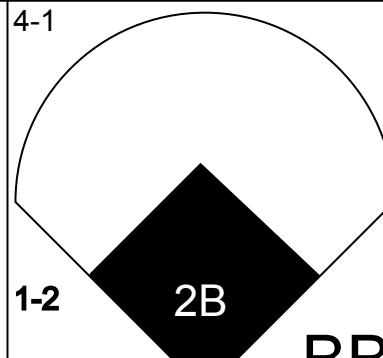



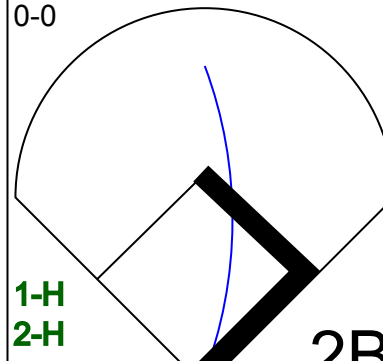


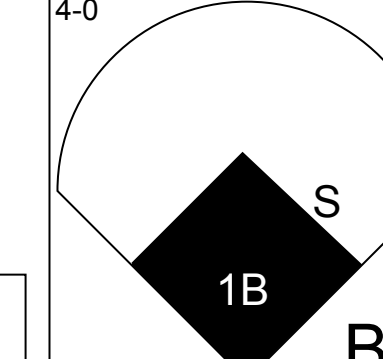
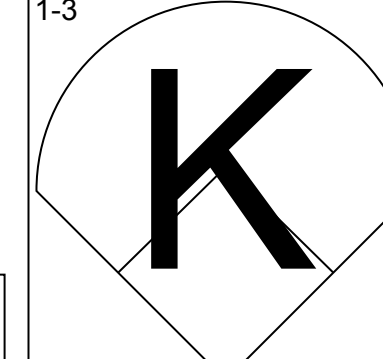
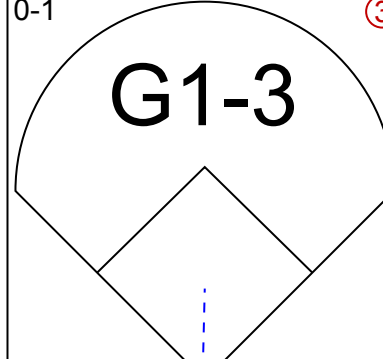
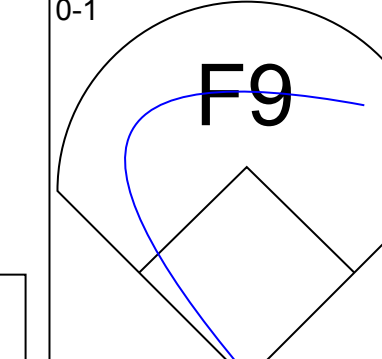
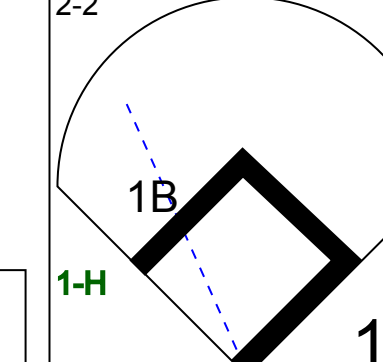


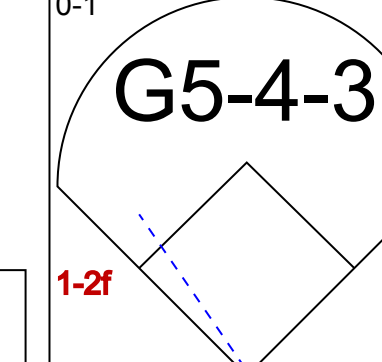
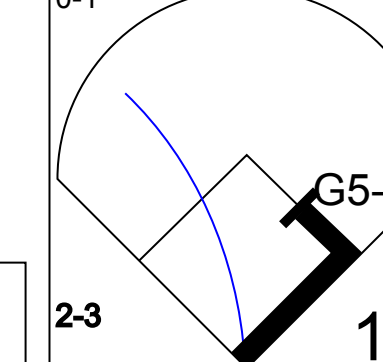



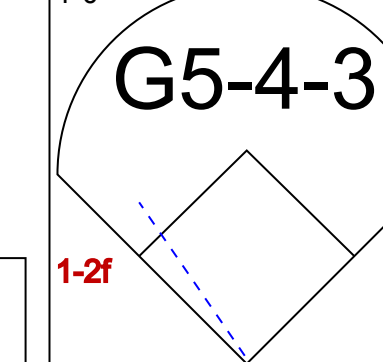
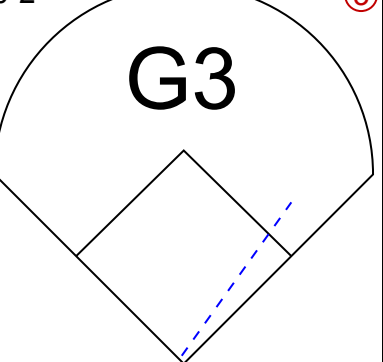
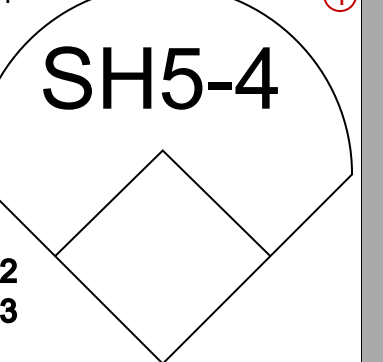

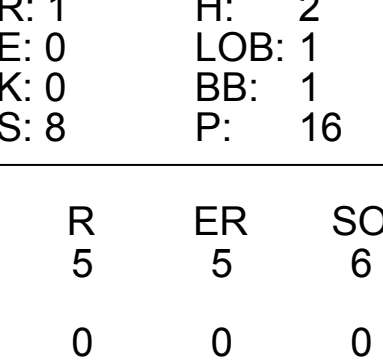
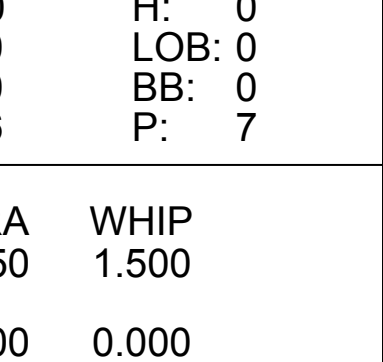
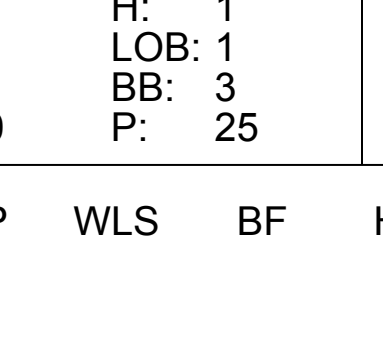

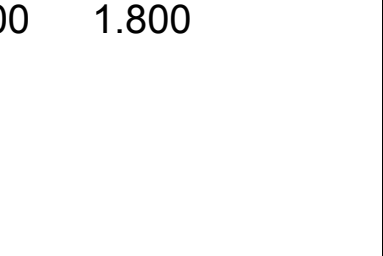

AB	32
R	2
H	4
RBI	2
BB	1
SO	6
LOB	8



Batter	1	2	3	4	5	6	7	8	9	AB	R	H	RBI	BB	SO	LOB	TOP											
13 Carl Crawford, L (1, 7) OBP: 0.308, SLG: 0.359 Adam Platt, R (9, PH) OBP: 0.273, SLG: 0.462	1-2 G4-3		3-1 F7		0-0 HR		1-2 G4-3		4-1 G5-3 BB	4	1	1	0	0	0	0	<p>Tampa Bay Devil Rays @ Toronto Blue Jays</p> <p>SkyDome, Toronto, ON</p> <p>Tue Sep 23 2003, 7:05 PM EDT</p> <p>Att: 17,208 - Cloudy - 66 F</p> <p>livebaseballscorecards.com</p>											
Julio Lugo, R (1, 6) OBP: 0.328, SLG: 0.395	0-1 L4		3-3 K		0-0 HR		1-1 G6-3		2-1 G5-3	5	1	1	2	0	1	1												
Aubrey Huff, L (1, 9) OBP: 0.365, SLG: 0.546	1-2 5 1B 1B		2-0 HR		2-0 1B			1-2 1B	2-1 F7	5	3	4	1	0	0	1												
5 Rocco Baldelli, R (1, 8) OBP: 0.328, SLG: 0.419	1-2 1B		0-0 1B		0-0 F9			0-2 F8		4	0	2	0	0	0	2												
Travis Lee, L (1, 3) OBP: 0.345, SLG: 0.450	1-1 FC5-4 1B		4-2 1B		1-1 L3			2-2 G3 1B	1-2 1B	3	0	2	1	1	0	1												
Damian Rolis, R (1, 5) OBP: 0.302, SLG: 0.375	1-2 FC5-4 1B		3-2 K		1-1 G5-3			1-2 G3 1B	1-2 2-H 1B	4	0	1	1	0	1	4												
Marlon Anderson, L (1, 4) OBP: 0.331, SLG: 0.379			0-0 F9		1-2 G4-3			0-0 G3	1-2 2-3 1B	4	0	0	0	0	0	2												
Toby Hall, R (1, 2) OBP: 0.299, SLG: 0.383	0-1 L8		3-3 K		2-0 L6			3-2 P6		4	0	0	0	0	1	2												
Pete Laforest, L (1, 10) OBP: 0.208, SLG: 0.222 31 Jonny Gomes, R (7, PH) OBP: 0.214, SLG: 0.231	3-3 K		2-3 K				0-0 F8		0-1 F9	2	0	0	0	0	2	0	<p>AB 37</p> <p>R 5</p> <p>H 11</p> <p>RBI 5</p> <p>BB 2</p> <p>SO 5</p> <p>LOB 13</p> 											
Inning Stats	R: 1 E: 0 K: 0 S: 16	H: 3 LOB: 2 BB: 0 P: 21	R: 0 E: 0 K: 1 S: 6	H: 0 LOB: 0 BB: 0 P: 9	R: 1 E: 1 K: 2 S: 12	H: 2 LOB: 2 BB: 1 P: 27	R: 0 E: 0 K: 2 S: 11	H: 0 LOB: 0 BB: 0 P: 17	R: 2 E: 0 K: 0 S: 6	H: 3 LOB: 0 BB: 0 P: 9	R: 0 E: 0 K: 0 S: 4	H: 0 LOB: 0 BB: 0 P: 8	R: 0 E: 0 K: 0 S: 6	H: 0 LOB: 0 BB: 0 P: 8	R: 1 E: 0 K: 0 S: 19	H: 3 LOB: 2 BB: 0 P: 26		R: 0 E: 0 K: 0 S: 7	H: 0 LOB: 1 BB: 1 P: 15	1B: 8 2B: 1 3B: 1 HR: 2	SF: 0 SAC: 0 DP: 1 HBP: 0	WP: 0 PB: 0 SB: 0 CS: 0	PA: 39					
PITCHER	IP	WLS	BF	H	R	ER	SO	BB	IBB	HBP	BLK	WP	HR	S	P	ERA	WHIP											
Josh Towers, R (1, 1) ERA: 4.92	4.0		20	7	4	4	5	1	0	0	0	0	0	2	47	76	9.00	2.000										
Jason Kershner, L (5, 1) ERA: 3.17	3.1	W	12	3	1	1	0	0	0	0	0	0	0	0	23	35	2.70	0.900										
Aquilino Lopez, R (8, 1) ERA: 3.42	1.0	H	4	1	0	0	0	0	0	0	0	0	0	0	12	16	0.00	1.000										
Trever Miller, L (9, 1) ERA: 4.62	0.2		3	0	0	0	0	1	0	0	0	0	0	0	5	13	0.00	1.500										

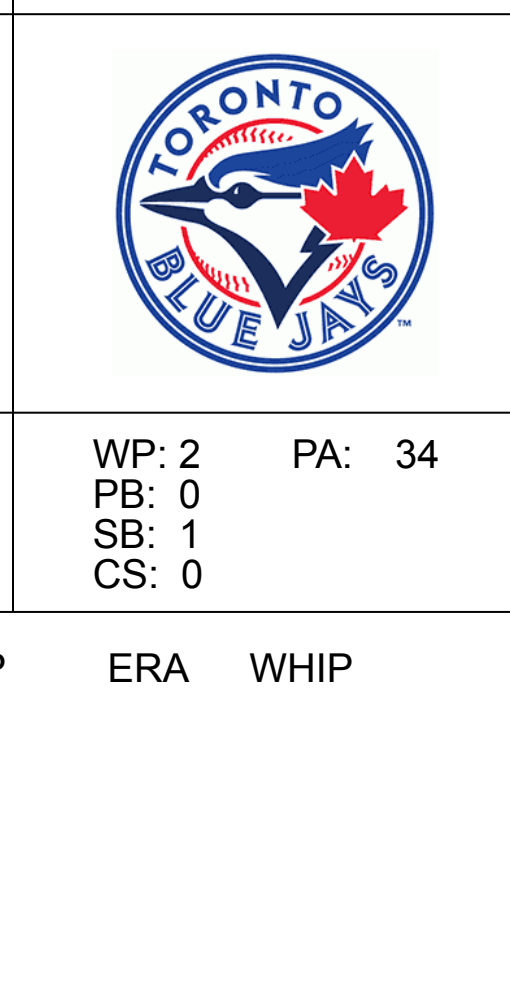
Batter	1	2	3	4	5	6	7	8	9	AB	R	H	RBI	BB	SO	LOB	BOTTOM											
3 Reed Johnson, R (1, 9) OBP: 0.352, SLG: 0.435 (8, 7)	2-3 K		1-1 1B 2B		1-1 SF8		2-0 1-H HR		2-2 G1-6-3 1B	4	2	3	4	0	1	0	<p>Tampa Bay Devil Rays @ Toronto Blue Jays</p> <p>SkyDome, Toronto, ON</p> <p>Tue Sep 23 2003, 7:05 PM EDT</p> <p>Att: 17,208 - Cloudy - 66 F</p> <p>livebaseballscorecards.com</p>											
Howie Clark, L (1, 7) OBP: 0.405, SLG: 0.435 Bobby Kielty, S (8, 9) OBP: 0.360, SLG: 0.400	0-1 G6-3		0-1 F9 1B		2-3 3-H 2-1 1B		1-1 G5-3		1-2 G1-6-3	4	0	2	2	0	0	0												
10 Vernon Wells, R (1, 8) OBP: 0.359, SLG: 0.557	3-2 G6-3		1-1 P6		0-0 P3		0-1 2B			4	0	1	0	0	0	2												
Carlos Delgado, L (1, 3) OBP: 0.424, SLG: 0.569		4-2 F8 BB HBP	2-2 F9		2-1 HR		3-2 F8			3	1	1	1	0	0	2												
Greg Myers, L (1, 10) OBP: 0.376, SLG: 0.505 Josh Phelps, R (7, PH) OBP: 0.355, SLG: 0.471		4-2 FC1-6 BB	1-0 G3		3-1 G3		0-0 G5-3			2	0	0	0	1	0	1												
Eric Hinske, L (1, 5) OBP: 0.329, SLG: 0.437		0-0 F8		1-1 G4-3		2-3 K		0-1 G4-3		4	0	0	0	0	1	2												
Orlando Hudson, S (1, 4) OBP: 0.326, SLG: 0.395		1-0 FC1-6 BB	4-2 HBP 1B BB		0-0 G3-1		1-1 L9			3	1	0	0	1	0	2												
Chris Woodward, R (1, 6) OBP: 0.314, SLG: 0.395		4-2 FC6-4 BB	1-1 E 3 SF8 HBP		0-0 G5-3		0-1 SH5-3 3 1B 2B			2	2	1	0	1	0	0												
Kevin Cash, R (1, 2) OBP: 0.170, SLG: 0.168		0-0 FC6-4	1-0 E 3 SF8 1B		1-1 G5-3		2-1 SH5-3 3 1B 2B			3	2	2	1	0	0	3												
Inning Stats	R: 0 E: 0 K: 1 S: 8	H: 0 LOB: 0 BB: 0 P: 13	R: 0 E: 0 K: 0 S: 13	H: 0 LOB: 2 BB: 2 P: 26	R: 1 E: 0 K: 0 S: 10	H: 2 LOB: 1 BB: 0 P: 15	R: 3 E: 1 K: 0 S: 12	H: 2 LOB: 1 BB: 1 P: 22	R: 1 E: 0 K: 1 S: 8	H: 1 LOB: 0 BB: 0 P: 15	R: 2 E: 0 K: 0 S: 11	H: 3 LOB: 1 BB: 0 P: 18	R: 0 E: 0 K: 0 S: 5	H: 0 LOB: 0 BB: 0 P: 6	R: 1 E: 0 K: 0 S: 11	H: 2 LOB: 2 BB: 0 P: 16	1B: 5 2B: 3 3B: 0 HR: 2	SF: 1 SAC: 1 DP: 1 HBP: 2	WP: 0 PB: 0 SB: 0 CS: 0	PA: 38								
PITCHER	IP	WLS	BF	H	R	ER	SO	BB	IBB	HBP	BLK	WP	HR	S	P	ERA	WHIP											
Victor Zambrano, R (1, 1) ERA: 4.34	5.0	L	25	5	5	4	2	3	0	0	0	0	0	1	51	91	7.20	1.600										
Brandon Backe, R (6, 1) ERA: 5.44	0.2		5	3	2	2	0	0	0	0	0	0	0	1	8	12	27.00	4.500										
Jon Switzer, L (6, 1) ERA: 7.45	1.1		4	0	0	0	0	0	0	0	0	0	0	0	8	12	0.00	0.000										
Carlos Reyes, R (8, 1) ERA: 5.45	1.0		4	2	1	1	0	0	0	0	0	0	0	0	11	16	9.00	2.000										

Batter	1	2	3	4	5	6	7	8	9	AB	R	H	RBI	BB	SO	LOB	TOP				
13 Carl Crawford, L OBP: 0.308, SLG: 0.359										5	0	2	0	0	1	1	Tampa Bay Devil Rays @ Toronto Blue Jays SkyDome, Toronto, ON Wed Sep 24 2003, 7:05 PM EDT Att: 16:050 - Dome - 72 F				
Julio Lugo, R OBP: 0.333, SLG: 0.403										3	1	2	1	2	0	0					
Aubrey Huff, L OBP: 0.364, SLG: 0.548										5	1	1	1	0	3	5					
5 Rocco Baldelli, R OBP: 0.327, SLG: 0.417										5	0	1	0	0	1	0					
Travis Lee, L OBP: 0.346, SLG: 0.449										3	0	1	0	1	1	0					
Damian Rolls, R OBP: 0.304, SLG: 0.374										3	0	1	0	1	0	1					
Marlon Anderson, L OBP: 0.328, SLG: 0.376										4	0	0	0	0	2	5					
Toby Hall, R OBP: 0.298, SLG: 0.384										4	1	1	0	0	0	0					
31 Jonny Gomes, R OBP: 0.188, SLG: 0.200										2	0	0	0	0	2	0					
Terry Shumpert, R OBP: 0.301, SLG: 0.388										0	0	0	0	1	0	0					
Pete Laforest, L OBP: 0.204, SLG: 0.217										1	0	0	0	0	0	0					
Inning Stats	R: 1 E: 0 K: 3 S: 15	H: 2 LOB: 3 BB: 2 P: 26	R: 0 E: 0 K: 2 S: 15	H: 1 LOB: 2 BB: 1 P: 22	R: 0 E: 0 K: 2 S: 10	H: 1 LOB: 1 BB: 0 P: 14	R: 0 E: 0 K: 2 S: 12	H: 2 LOB: 2 BB: 0 P: 20	R: 0 E: 0 K: 1 S: 7	H: 1 LOB: 1 BB: 0 P: 12	R: 0 E: 0 K: 0 S: 10	H: 0 LOB: 0 BB: 0 P: 15	R: 0 E: 0 K: 0 S: 8	H: 0 LOB: 0 BB: 0 P: 10	R: 1 E: 0 K: 0 S: 7	H: 1 LOB: 0 BB: 0 P: 8	1B: 6 2B: 1 3B: 0 HR: 2	SF: 0 SAC: 0 DP: 1 HBP: 0	WP: 1 PB: 0 SB: 3 CS: 0	PA: 40	
PITCHER	IP	WLS	BF	H	R	ER	SO	BB	IBB	HBP	BLK	WP	HR	S	P	ERA	WHIP				
Kelvin Escobar, R ERA: 4.29	(1, 1)	7.0	W	33	8	2	2	10	5	0	0	0	1	1	81	131	2.57	1.857			
Aquilino Lopez, R ERA: 3.45	(8, 1)	2.0	S	7	1	1	1	0	0	0	0	0	1	15	18	4.50	0.500				

Batter	1	2	3	4	5	6	7	8	9	AB	R	H	RBI	BB	SO	LOB	BOTTOM				
3 Reed Johnson, R OBP: 0.353, SLG: 0.433										2	1	0	0	2	1	0	Tampa Bay Devil Rays @ Toronto Blue Jays SkyDome, Toronto, ON Wed Sep 24 2003, 7:05 PM EDT Att: 16:050 - Dome - 72 F				
Frank Catalanotto, L OBP: 0.382, SLG: 0.475										3	0	1	0	0	1	1					
Bobby Kielty, S OBP: 0.399, SLG: 0.399										1	0	0	0	0	0	3					
10 Vernon Wells, R OBP: 0.359, SLG: 0.555										3	0	0	1	1	1	2					
Carlos Delgado, L OBP: 0.425, SLG: 0.567										2	1	0	0	2	1	1					
Josh Phelps, R OBP: 0.357, SLG: 0.474										4	0	2	2	0	1	0					
Howie Clark, L OBP: 0.405, SLG: 0.435										0	0	0	0	0	0	0					
Eric Hinske, L OBP: 0.328, SLG: 0.434										3	1	0	0	1	1	3					
Mike Bordick, R OBP: 0.337, SLG: 0.375										3	1	1	1	1	0	2					
Orlando Hudson, S OBP: 0.328, SLG: 0.397										3	1	2	0	0	0	0					
Kevin Cash, R OBP: 0.167, SLG: 0.165										2	0	0	0	0	0	2					
Inning Stats	R: 0 E: 0 K: 2 S: 12	H: 1 LOB: 1 BB: 0 P: 19	R: 1 E: 0 K: 0 S: 8	H: 2 LOB: 1 BB: 1 P: 16	R: 0 E: 0 K: 1 S: 7	H: 0 LOB: 0 BB: 0 P: 11	R: 0 E: 0 K: 2 S: 7	H: 0 LOB: 0 BB: 0 P: 12	R: 0 E: 0 K: 0 S: 6	H: 0 LOB: 0 BB: 0 P: 7	R: 2 E: 0 K: 1 S: 10	H: 1 LOB: 1 BB: 2 P: 20	R: 2 E: 0 K: 0 S: 10	H: 1 LOB: 1 BB: 3 P: 25	R: 0 E: 0 K: 0 S: 8	H: 1 LOB: 2 BB: 1 P: 12	1B: 5 2B: 1 3B: 0 HR: 0	SF: 0 SAC: 1 DP: 2 HBP: 0	WP: 2 PB: 0 SB: 1 CS: 0	PA: 34	
PITCHER	IP	WLS	BF	H	R	ER	SO	BB	IBB	HBP	BLK	WP	HR	S	P	ERA	WHIP				
Doug Waechter, R ERA: 3.31	(1, 1)	6.0	L	26	5	5	6	4	0	0	0	0	0	0	55	96	7.50	1.500			
Travis Harper, R ERA: 3.75	(7, 1)	0.1		2	0	0	0	0	1	0	0	0	0	2	7	0.00	0.000				
Joe Kennedy, L ERA: 6.12	(7, 1)	1.2		6	1	0	0	2	0	0	0	1	0	11	19	0.00	1.800				

AB	35
R	3
H	9
RBI	2
BB	5
SO	10
LOB	12

AB	26
R	5
H	6
RBI	4
BB	7
SO	6
LOB	14



Batter	1	2	3	4	5	6	7	8	9	AB	R	H	RBI	BB	SO	LOB	TOP					
13 Carl Crawford, L OBP: 0.309, SLG: 0.360	G6-3		L8			P4											5 1 2 0 0 0 1					
Julio Lugo, R OBP: 0.333, SLG: 0.409	G1 1B		K														5 1 2 1 0 2 3					
Aubrey Huff, L OBP: 0.366, SLG: 0.556	G1				G6-3												4 2 2 1 1 0 1					
5 Rocco Baldelli, R OBP: 0.326, SLG: 0.415	K				G1-3												5 0 1 1 0 1 2					
Travis Lee, L OBP: 0.350, SLG: 0.453																	4 2 3 0 1 0 2					
Damian Rolls, R OBP: 0.303, SLG: 0.370	G6-3				FC6-4 1B												4 1 0 0 1 0 3					
Marlon Anderson, L OBP: 0.331, SLG: 0.380	G6-3																3 1 1 4 2 0 0					
Toby Hall, R OBP: 0.297, SLG: 0.382	F8																5 0 1 1 0 0 3					
1B Jared Sandberg, R OBP: 0.307, SLG: 0.444					G6-3												4 0 0 0 1 2 2					
Inning Stats	R: 0 E: 0 K: 1 S: 12	H: 1 LOB: 1 BB: 0 P: 16	R: 1 E: 0 K: 0 S: 9	H: 1 LOB: 0 BB: 0 P: 14	R: 0 E: 0 K: 1 S: 10	H: 0 LOB: 0 BB: 0 P: 17	R: 0 E: 0 K: 0 S: 10	H: 1 LOB: 1 BB: 0 P: 14	R: 0 E: 0 K: 0 S: 10	H: 0 LOB: 1 BB: 1 P: 19	R: 5 E: 0 K: 1 S: 13	H: 5 LOB: 2 BB: 2 P: 27	R: 1 E: 0 K: 0 S: 8	H: 2 LOB: 2 BB: 1 P: 15	R: 1 E: 0 K: 2 S: 12	H: 2 LOB: 2 BB: 1 P: 24	R: 0 E: 0 K: 0 S: 10	H: 0 LOB: 1 BB: 1 P: 17	1B: 7 2B: 1 3B: 2 HR: 2	SF: 0 SAC: 0 DP: 0 HBP: 0	WP: 0 PB: 0 SB: 1 CS: 1	PA: 45
PITCHER	IP	WLS	BF	H	R	ER	SO	BB	IBB	HBP	BLK	WP	HR	S	P	ERA	WHIP					
Pete Walker, R ERA: 4.88	5.0		21	5	3	3	2	1	0	0	0	0	1	53	84	5.40	1.200					
Vinnie Chulk, R ERA: 5.09	0.1	B	5	2	3	3	0	2	0	0	0	0	0	4	14	81.00	12.000					
Dan Reichert, R ERA: 6.06	2.1		14	5	2	2	3	0	2	0	0	0	1	26	46	7.71	2.143					
Treyver Miller, L ERA: 4.5	1.1	W	5	0	0	0	0	1	0	0	0	0	0	11	19	0.00	0.750					

Tampa Bay Devil Rays @ Toronto Blue Jays
SkyDome, Toronto, ON
Thu Sep 25 2003, 7:05 PM EDT
Att: 13,408 - Dome - 72 F

AB	39
R	8
H	12
RBI	8
BB	6
SO	5
LOB	17



Batter	1	2	3	4	5	6	7	8	9	AB	R	H	RBI	BB	SO	LOB	BOTTOM					
3 Reed Johnson, R OBP: 0.354, SLG: 0.434	K																4 0 2 1 0 1 0					
Frank Catalanotto, L OBP: 0.351, SLG: 0.473	HR 1B																4 1 1 0 0 0 2					
10 Vernon Wells, R OBP: 0.358, SLG: 0.552	HR BB																3 1 0 0 1 1 1					
Carlos Delgado, L OBP: 0.428, SLG: 0.592	HR																4 4 4 6 0 0 0					
Eric Hinske, L OBP: 0.329, SLG: 0.438	F7																3 2 1 0 1 1 0					
Bobby Kielty, S OBP: 0.358, SLG: 0.398	G6-3																3 0 1 1 0 0 1					
Mike Bordick, R OBP: 0.336, SLG: 0.382	F8																4 1 1 1 0 0 2					
Orlando Hudson, S OBP: 0.329, SLG: 0.398	G4-3																3 1 1 1 0 0 0					
Kevin Cash, R OBP: 0.162, SLG: 0.160	F8																3 0 0 0 0 1 1					
Inning Stats	R: 3 E: 0 K: 1 S: 15	H: 2 LOB: 1 BB: 1 P: 22	R: 0 E: 0 K: 0 S: 8	H: 0 LOB: 0 BB: 0 P: 14	R: 0 E: 0 K: 0 S: 6	H: 1 LOB: 0 BB: 0 P: 8	R: 2 E: 0 K: 1 S: 11	H: 2 LOB: 1 BB: 1 P: 21	R: 0 E: 0 K: 0 S: 7	H: 0 LOB: 0 BB: 0 P: 12	R: 1 E: 0 K: 1 S: 9	H: 2 LOB: 0 BB: 0 P: 16	R: 1 E: 0 K: 1 S: 11	H: 1 LOB: 1 BB: 0 P: 18	R: 3 E: 0 K: 0 S: 15	H: 3 LOB: 0 BB: 0 P: 26	R: 0 E: 0 K: 0 S: 10	H: 0 LOB: 1 BB: 1 P: 17	1B: 4 2B: 1 3B: 1 HR: 5	SF: 1 SAC: 1 DP: 1 HBP: 1	WP: 0 PB: 1 SB: 0 CS: 1	PA: 36
PITCHER	IP	WLS	BF	H	R	ER	SO	BB	IBB	HBP	BLK	WP	HR	S	P	ERA	WHIP					
Jorge Sosa, R ERA: 4.62	5.0		21	5	5	4	2	2	0	0	0	0	2	47	77	7.20	1.400					
Joe Kennedy, L ERA: 5.14	1.0	B	4	2	1	1	1	0	0	0	0	0	1	9	16	9.00	2.000					
Travis Harper, R ERA: 3.82	1.0	B	5	1	1	1	1	0	0	1	0	0	0	11	18	9.00	1.000					
Lance Carter, R ERA: 4.44	1.0	L	6	3	3	3	0	0	0	0	0	0	2	15	26	27.00	3.000					

Tampa Bay Devil Rays @ Toronto Blue Jays
SkyDome, Toronto, ON
Thu Sep 25 2003, 7:05 PM EDT
Att: 13,408 - Dome - 72 F

AB	31
R	10
H	11
RBI	10
BB	2
SO	4
LOB	7



Batter	1	2	3	4	5	6	7	8	9	AB	R	H	RBI	BB	SO	LOB	TOP								
Coco Crisp, S OBP: 0.306, SLG: 0.357 (1, 8)	L6		L9		K		G3			4	0	0	0	0	1	1	Cleveland Indians @ Toronto Blue Jays SkyDome, Toronto, ON Fri Sep 26 2003, 7:05 PM EDT Att: 13,861 - Dome - 72 F								
Casey Blake, R OBP: 0.312, SLG: 0.415 (1, 5)	G5-3		L7		K		G5-3			4	0	0	0	0	1	1									
Jody Gerut, L OBP: 0.337, SLG: 0.496 (1, 9)	G5-3		K						G4-3	3	1	0	0	1	1	0									
Ben Broussard, L OBP: 0.316, SLG: 0.447 (1, 3)		K			G1-3				G6-3	4	0	0	0	0	1	1									
Josh Bard, S OBP: 0.287, SLG: 0.361 (1, 2)		48 BB 2 2B			K				F9	3	1	1	1	1	1	0									
48 Travis Hafner, L OBP: 0.332, SLG: 0.484 (1, 10)		2 2B			BB 1B				G3	3	0	1	0	1	0	1									
Chris Magruder, S OBP: 0.355, SLG: 0.684 (1, 7)		K			BB 1B				K	3	0	0	0	1	3	3									
2 Jhonny Peralta, R OBP: 0.296, SLG: 0.332 (1, 6)		2 2B			K				G6-3	4	0	1	1	0	2	2									
Brandon Phillips, R OBP: 0.241, SLG: 0.307 (1, 4)		K			G6-3				G3 1B	3	0	1	0	0	1	2									
Inning Stats	R: 0 E: 0 K: 0 S: 8	H: 0 LOB: 0 BB: 0 P: 13	R: 1 E: 0 K: 3 S: 16	H: 1 LOB: 2 BB: 2 P: 27	R: 0 E: 0 K: 1 S: 7	H: 0 LOB: 0 BB: 0 P: 11	R: 0 E: 0 K: 2 S: 14	H: 1 LOB: 2 BB: 1 P: 21	R: 0 E: 0 K: 2 S: 8	H: 0 LOB: 0 BB: 0 P: 13	R: 1 E: 0 K: 1 S: 12	H: 1 LOB: 1 BB: 1 P: 20	R: 0 E: 0 K: 1 S: 9	H: 1 LOB: 0 BB: 0 P: 13	R: 0 E: 0 K: 0 S: 6	H: 0 LOB: 0 BB: 0 P: 9		R: 0 E: 0 K: 1 S: 7	H: 0 LOB: 0 BB: 0 P: 8	1B: 2 2B: 1 3B: 1 HR: 0	SF: 0 SAC: 0 DP: 0 HBP: 0	WP: 0 PB: 0 SB: 1 CS: 0	PA: 35		
PITCHER	IP	WLS	BF	H	R	ER	SO	BB	IBB	HBP	BLK	WP	HR	S	P	ERA	WHIP								
Cory Lidle, R ERA: 5.75 (1, 1)	8.0	L	32	4	2	2	10	4	0	0	0	0	0	80	127	2.25	1.000								
Cliff Politte, R ERA: 5.66 (9, 1)	1.0		3	0	0	0	1	0	0	0	0	0	0	7	8	0.00	0.000								

Batter	1	2	3	4	5	6	7	8	9	AB	R	H	RBI	BB	SO	LOB	BOTTOM								
3 Reed Johnson, R OBP: 0.353, SLG: 0.431 (1, 7)	10 1B G5-3 BB		L4		F7		G6-3			3	0	0	0	1	0	0	Cleveland Indians @ Toronto Blue Jays SkyDome, Toronto, ON Fri Sep 26 2003, 7:05 PM EDT Att: 13,861 - Dome - 72 F								
Dave Berg, R OBP: 0.309, SLG: 0.392 (1, 4)	G5-3		10 BB 1B		F9		K			4	0	1	0	0	1	1									
10 Vernon Wells, R OBP: 0.359, SLG: 0.551 (1, 8)	1B		1B		L7				F9	3	0	1	0	1	0	0									
Carlos Delgado, L OBP: 0.426, SLG: 0.588 (1, 3)	K		F8		L9		P5			4	0	0	0	0	1	4									
Josh Phelps, R OBP: 0.356, SLG: 0.472 (1, 10)	F9		1B 1B		G1-3		K			4	0	1	0	0	1	2									
Bobby Kielty, S OBP: 0.355, SLG: 0.405 (1, 9)	L5		P4		1B HBP		HR			3	1	1	1	0	0	1									
Mike Bordick, R OBP: 0.336, SLG: 0.392 (1, 6)	G4-3		P3		1B				K	3	0	1	0	0	0	1									
Frank Catalanotto, L OBP: 0.350, SLG: 0.472 (9, PH)									K	1	0	0	0	0	1	0									
Eric Hinske, L OBP: 0.329, SLG: 0.437 (1, 5)	K		FC5-4 1B		K				K	4	0	1	0	0	3	2									
Tom Wilson, R OBP: 0.327, SLG: 0.390 (1, 2)			F7		FC5-4				K	2	0	0	0	0	0	2									
Howie Clark, L OBP: 0.400, SLG: 0.429 (7, PH)									K	1	0	0	0	0	0	0									
Kevin Cash, R OBP: 0.162, SLG: 0.160 (8, 2)									K	0	0	0	0	0	0	0									
Greg Myers, L OBP: 0.375, SLG: 0.503 (9, PH)									K	1	0	0	0	0	1	0									
Inning Stats	R: 0 E: 0 K: 1 S: 14	H: 1 LOB: 2 BB: 1 P: 24	R: 0 E: 0 K: 1 S: 10	H: 0 LOB: 0 BB: 0 P: 14	R: 0 E: 0 K: 0 S: 16	H: 1 LOB: 2 BB: 1 P: 24	R: 0 E: 0 K: 0 S: 14	H: 2 LOB: 2 BB: 0 P: 18	R: 0 E: 0 K: 0 S: 6	H: 0 LOB: 0 BB: 0 P: 7	R: 0 E: 0 K: 1 S: 10	H: 1 LOB: 2 BB: 0 P: 18	R: 0 E: 0 K: 1 S: 7	H: 0 LOB: 0 BB: 0 P: 12	R: 0 E: 0 K: 1 S: 6	H: 0 LOB: 0 BB: 0 P: 9	R: 1 E: 0 K: 3 S: 10	H: 1 LOB: 0 BB: 0 P: 13	1B: 5 2B: 0 3B: 0 HR: 1	SF: 0 SAC: 0 DP: 0 HBP: 1	WP: 0 PB: 0 SB: 0 CS: 0	PA: 36			
PITCHER	IP	WLS	BF	H	R	ER	SO	BB	IBB	HBP	BLK	WP	HR	S	P	ERA	WHIP								
Jason Stanford, L ERA: 3.6 (1, 1)	6.0	W	26	5	0	0	3	2	0	0	0	0	0	70	105	0.00	1.167								
David Lee, R ERA: 2.7 (7, 1)	1.0	H	3	0	0	0	1	0	0	0	0	0	0	7	12	0.00	0.000								
Jack Cressend, R ERA: 2.51 (8, 1)	1.0	H	3	0	0	0	1	0	0	0	0	0	0	6	9	0.00	0.000								
David Riske, R ERA: 2.29 (9, 1)	1.0	S	4	1	1	1	3	0	0	0	0	0	1	10	13	9.00	1.000								

AB	31
R	2
H	4
RBI	2
BB	4
SO	11
LOB	11



AB	33
R	1
H	6
RBI	1
BB	2
SO	8
LOB	13



Batter	1	2	3	4	5	6	7	8	9	AB	R	H	RBI	BB	SO	LOB	TOP					
Coco Crisp, S OBP: 0.303, SLG: 0.354 (1, 8)	G6-3		G4-3		G4-3		G6-3			4	0	0	0	0	0	3	Cleveland Indians @ Toronto Blue Jays SkyDome, Toronto, ON Sat Sep 27 2003, 4:05 PM EDT Att: 21,504 - Dome - 72 F					
Casey Blake, R OBP: 0.310, SLG: 0.412 (1, 5)	G6-3		G5-3		2-1	K		P6		4	0	0	0	0	1	0						
Jody Gerut, L OBP: 0.337, SLG: 0.496 (1, 9)	2B		K		G6-3		G3-1			4	1	1	0	0	1	0						
Ben Broussard, L OBP: 0.315, SLG: 0.448 (1, 3)	2B				G6-3		G6-3		K	4	1	1	1	0	1	0						
Josh Bard, S OBP: 0.293, SLG: 0.373 (1, 2)					G4-3					4	1	3	1	0	0	0						
Zach Sorensen, S OBP: 0.273, SLG: 0.243 (9, PR)	2B						G4-3		48 G3-1	0	0	0	0	0	0	0						
48 Travis Hafner, L OBP: 0.328, SLG: 0.477 (1, 10)	K						K		G3-1	4	0	0	0	0	3	3						
Chris Magruder, S OBP: 0.323, SLG: 0.652 (1, 7)			F8				G4-3		K	4	1	1	0	0	1	3						
2 Johnny Peralta, R OBP: 0.299, SLG: 0.332 (1, 6)			K						G4-3	3	0	1	1	1	1	2						
Brandon Phillips, R OBP: 0.242, SLG: 0.311 (1, 4)			K							2	0	1	1	0	1	0						
Inning Stats	R: 2 E: 0 K: 1 S: 14	H: 3 LOB: 1 BB: 0 P: 16	R: 0 E: 0 K: 2 S: 8	H: 0 LOB: 0 BB: 0 P: 12	R: 0 E: 0 K: 1 S: 11	H: 0 LOB: 0 BB: 0 P: 16	R: 0 E: 0 K: 1 S: 7	H: 0 LOB: 0 BB: 0 P: 9	R: 1 E: 0 K: 0 S: 10	H: 2 LOB: 1 BB: 0 P: 15	R: 0 E: 0 K: 1 S: 6	H: 0 LOB: 0 BB: 0 P: 9	R: 1 E: 0 K: 1 S: 14	H: 2 LOB: 1 BB: 1 P: 21	R: 0 E: 0 K: 1 S: 6	H: 0 LOB: 2 BB: 0 P: 12	R: 0 E: 0 K: 1 S: 10	H: 1 LOB: 2 BB: 0 P: 12	1B: 2 2B: 6 3B: 0 HR: 0	SF: 0 SAC: 1 DP: 0 HBP: 0	WP: 0 PB: 0 SB: 0 CS: 0	PA: 35
PITCHER 32 Roy Halladay, R ERA: 3.25 (1, 1)	IP: 9.0 WLS: W BF: 36 H: 8 R: 4 ER: 4 SO: 9 BB: 1 IBB: 0 HBP: 0 BLK: 0 WP: 0 HR: 0 S: 86 P: 122 ERA: 4.00 WHIP: 1.000															PITCHER						

Batter	1	2	3	4	5	6	7	8	9	AB	R	H	RBI	BB	SO	LOB	BOTTOM					
3 Reed Johnson, R OBP: 0.352, SLG: 0.428 (1, 7)	G6-3	FC5-4		F9		G6-4-3		K		5	0	1	0	0	1	3	Cleveland Indians @ Toronto Blue Jays SkyDome, Toronto, ON Sat Sep 27 2003, 4:05 PM EDT Att: 21,504 - Dome - 72 F					
Dave Berg, R OBP: 0.308, SLG: 0.389 (1, 5)	F9		F9			G6-4-3		G1-3		4	0	1	0	0	0	1						
Greg Myers, L OBP: 0.374, SLG: 0.502 (8, PH)										1	0	0	0	0	0	1						
Howie Clark, L OBP: 0.400, SLG: 0.429 (9, 5)										0	0	0	0	0	0	0						
10 Vernon Wells, R OBP: 0.360, SLG: 0.553 (1, 8)	E5			FC6-4		G6-3				4	1	2	0	0	0	1						
Carlos Delgado, L OBP: 0.425, SLG: 0.587 (1, 3)	K		L9							4	0	1	0	0	1	2						
Josh Phelps, R OBP: 0.357, SLG: 0.470 (1, 10)		K		BB				L7		2	1	0	0	2	1	2						
Bobby Kielty, S OBP: 0.360, SLG: 0.404 (1, 9)				BB				L7		3	1	1	0	1	0	1						
Mike Bordick, R OBP: 0.336, SLG: 0.383 (1, 6)										4	1	2	2	0	0	1						
Orlando Hudson, S OBP: 0.329, SLG: 0.397 (1, 4)								F8		4	0	1	1	0	0	2						
Kevin Cash, R OBP: 0.174, SLG: 0.194 (1, 2)										3	1	1	1	1	1	3						
Inning Stats	R: 0 E: 1 K: 1 S: 8	H: 1 LOB: 1 BB: 0 P: 11	R: 1 E: 1 K: 1 S: 16	H: 2 LOB: 2 BB: 0 P: 22	R: 3 E: 0 K: 1 S: 19	H: 3 LOB: 2 BB: 2 P: 36	R: 0 E: 0 K: 0 S: 7	H: 2 LOB: 0 BB: 0 P: 9	R: 0 E: 0 K: 0 S: 5	H: 0 LOB: 0 BB: 0 P: 11	R: 1 E: 0 K: 0 S: 5	H: 2 LOB: 0 BB: 0 P: 6	R: 0 E: 0 K: 0 S: 5	H: 0 LOB: 1 BB: 1 P: 13	R: 0 E: 0 K: 1 S: 8	H: 0 LOB: 1 BB: 1 P: 14	R: 0 E: 0 K: 1 S: 8	H: 0 LOB: 1 BB: 1 P: 14	1B: 7 2B: 2 3B: 0 HR: 1	SF: 0 SAC: 0 DP: 1 HBP: 0	WP: 1 PB: 0 SB: 0 CS: 0	PA: 38
PITCHER Terry Mulholland, L ERA: 4.91 (1, 1)	IP: 7.0 WLS: L BF: 34 H: 10 R: 5 ER: 4 SO: 3 BB: 3 IBB: 0 HBP: 0 BLK: 0 WP: 1 HR: 1 S: 67 P: 108 ERA: 5.14 WHIP: 1.857															PITCHER						
Jason Boyd, R ERA: 4.3 (8, 1)	IP: 1.0 WLS: L BF: 4 H: 0 R: 0 ER: 0 SO: 1 BB: 1 IBB: 0 HBP: 0 BLK: 0 WP: 0 HR: 0 S: 8 P: 14 ERA: 0.00 WHIP: 1.000															PITCHER						

Batter	1	2	3	4	5	6	7	8	9	AB	R	H	RBI	BB	SO	LOB	TOP								
Coco Crisp, S OBP: 0.302, SLG: 0.353 (1, 8)	G6-3		F7					K		4	0	1	1	0	1	2	Cleveland Indians @ Toronto Blue Jays SkyDome, Toronto, ON Sun Sep 28 2003, 1:05 PM EDT Att: 22,014 - Sunny - 59 F								
Casey Blake, R OBP: 0.312, SLG: 0.411 (1, 5)	G4-6-3 HBP		F9					F8		3	0	1	0	0	0	2									
Jody Gerut, L OBP: 0.336, SLG: 0.494 (1, 9)	G4-6-3									4	0	1	0	0	0	3									
Ben Broussard, L OBP: 0.312, SLG: 0.443 (1, 3)		G4-3		L4				G4-3		4	0	0	0	0	0	1									
Chris Magruder, S OBP: 0.433, SLG: 0.615 (1, 7)		K								3	0	1	0	1	1	0									
48 Travis Hafner, L OBP: 0.327, SLG: 0.485 (1, 10)										4	1	1	1	0	0	2									
Tim Laker, R OBP: 0.281, SLG: 0.364 (1, 2)										4	1	2	0	0	0	0									
2 Jhonny Peralta, R OBP: 0.295, SLG: 0.326 (1, 6)			F8							4	0	0	0	0	0	2									
56 Angel Santos, S OBP: 0.253, SLG: 0.408 (1, 4)										3	0	1	0	0	0	1									
Inning Stats	R: 0 E: 0 K: 0 S: 7	H: 0 LOB: 0 BB: 0 P: 9	R: 0 E: 0 K: 1 S: 8	H: 0 LOB: 0 BB: 0 P: 11	R: 0 E: 0 K: 0 S: 15	H: 2 LOB: 2 BB: 0 P: 23	R: 0 E: 0 K: 0 S: 8	H: 0 LOB: 1 BB: 1 P: 14	R: 1 E: 0 K: 0 S: 12	H: 3 LOB: 2 BB: 0 P: 19	R: 0 E: 0 K: 0 S: 5	H: 1 LOB: 0 BB: 0 P: 7	R: 0 E: 0 K: 0 S: 7	H: 0 LOB: 0 BB: 0 P: 9	R: 0 E: 0 K: 1 S: 9	H: 1 LOB: 1 BB: 0 P: 10	R: 1 E: 0 K: 0 S: 9	H: 1 LOB: 0 BB: 0 P: 16	1B: 7 2B: 0 3B: 0 HR: 1	SF: 0 SAC: 0 DP: 2 HBP: 1	WP: 0 PB: 0 SB: 1 CS: 0	PA: 35			
PITCHER	IP	WLS	BF	H	R	ER	SO	BB	IBB	HBP	BLK	WP	HR	S	P	ERA	WHIP								
Josh Towers, R ERA: 4.48 (1, 1)	7.2	W	30	7	1	1	2	1	0	1	0	0	0	69	99	1.17	1.043								
Trever Miller, L ERA: 4.51 (8, 1)	0.2		3	1	1	1	0	0	0	0	0	0	1	6	12	13.50	1.500								
Aquilino Lopez, R ERA: 3.42 (9, 1)	0.2		2	0	0	0	0	0	0	0	0	0	0	5	7	0.00	0.000								

Batter	1	2	3	4	5	6	7	8	9	AB	R	H	RBI	BB	SO	LOB	BOTTOM								
3 Reed Johnson, R OBP: 0.353, SLG: 0.427 (1, 7)	10 BB HR	P3			G6-3					3	2	1	0	1	0	1	Cleveland Indians @ Toronto Blue Jays SkyDome, Toronto, ON Sun Sep 28 2003, 1:05 PM EDT Att: 22,014 - Sunny - 59 F								
Mike Bordick, R OBP: 0.340, SLG: 0.382 (1, 6)	10 BB HR				L8					1	1	0	0	1	0	0									
Chris Woodward, R OBP: 0.316, SLG: 0.395 (6, 6)	10 BB HR									0	0	0	0	1	0	0									
10 Vernon Wells, R OBP: 0.359, SLG: 0.550 (1, 8)	10 BB HR				F9					3	1	0	1	1	0	4									
Howie Clark, L OBP: 0.400, SLG: 0.429 (9, 7)	10 BB HR									0	0	0	0	0	0	0									
Carlos Delgado, L OBP: 0.426, SLG: 0.593 (1, 3)										1	1	1	4	0	0	0									
Tom Wilson, R OBP: 0.331, SLG: 0.391 (2, 3)										2	0	1	0	1	0	0									
Josh Phelps, R OBP: 0.358, SLG: 0.470 (1, 10)										2	0	1	0	0	0	1									
Frank Catalanotto, L OBP: 0.351, SLG: 0.472 (6, PH)										2	0	1	0	0	1	2									
Bobby Kielty, S OBP: 0.356, SLG: 0.400 (1, 9)	G5-4-3									4	0	0	0	0	0	2									
Dave Berg, R OBP: 0.301, SLG: 0.379 (1, 5)	G1-3									4	0	0	0	0	1	1									
Orlando Hudson, S OBP: 0.328, SLG: 0.395 (1, 4)										3	0	0	0	1	1	0									
Kevin Cash, R OBP: 0.179, SLG: 0.198 (1, 2)	G1-3									3	1	1	0	0	0	1									
Inning Stats	R: 4 E: 0 K: 0 S: 17	H: 2 LOB: 0 BB: 2 P: 32	R: 0 E: 0 K: 0 S: 11	H: 0 LOB: 2 BB: 2 P: 22	R: 0 E: 0 K: 0 S: 8	H: 1 LOB: 0 BB: 0 P: 13	R: 0 E: 0 K: 1 S: 7	H: 0 LOB: 0 BB: 0 P: 10	R: 0 E: 0 K: 0 S: 10	H: 0 LOB: 0 BB: 0 P: 15	R: 0 E: 0 K: 1 S: 11	H: 1 LOB: 1 BB: 0 P: 17	R: 2 E: 0 K: 1 S: 16	H: 2 LOB: 2 BB: 2 P: 28	R: 0 E: 0 K: 0 S: 8	H: 0 LOB: 0 BB: 0 P: 13	1B: 5 2B: 0 3B: 0 HR: 1	SF: 0 SAC: 0 DP: 2 HBP: 1	WP: 1 PB: 0 SB: 0 CS: 0	PA: 35					
PITCHER	IP	WLS	BF	H	R	ER	SO	BB	IBB	HBP	BLK	WP	HR	S	P	ERA	WHIP								
31 Cliff Lee, L ERA: 3.61 (1, 1)	3.0	L	15	3	4	4	0	4	0	1	0	0	0	28	42	0.00	0.333								
Jose Santiago, R ERA: 2.84 (4, 1)	3.0		10	1	0	0	2	0	0	0	0	0	0	28	42	0.00	0.333								
David Lee, R ERA: 4.7 (7, 1)	1.0		7	2	2	2	1	2	0	0	0	1	0	16	28	18.00	4.000								
63 Rafael Betancourt, R ERA: 2.13 (8, 1)	1.0		3	0	0	0	0	0	0	0	0	0	0	8	13	0.00	0.000								

