

Toronto Blue Jays - 2004

Batter	1	2	3	4	5	6	7	8	9	AB	R	H	RBI	BB	SO	LOB	TOP
Alex Sanchez, L (1, 8) 15 Brandon Inge, R (9, PH) (9, 8)			G4-3		G4-3		G5-3		G3-1 1B BB	4	0	0	0	0	1	1	Detroit Tigers @ Toronto Blue Jays SkyDome, Toronto, ON Mon Apr 05 2004, 1:15 PM EDT Att: 47,817 - Dome - 68 F
Fernando Vina, L (1, 4) OBP: 0.400, SLG: 0.400			G4-3		K		1B HR		G3-1 1B	5	1	2	0	0	2	1	
Ivan Rodriguez, R (1, 2) OBP: 0.400, SLG: 1.000			K				HR		G3-1	5	1	2	1	0	2	3	
Dmitri Young, S (1, 10) Greg Norton, S (9, PH)					G4-3		FC4 1B		K	4	2	2	0	0	1	1	
Rondell White, R (1, 7) Craig Monroe, R (9, PH) (9, 7)		K			G4-3		FC4 1B			4	2	2	3	0	1	0	
Carlos Pena, L (1, 3) OBP: 0.400, SLG: 1.000					HR		K		BB	5	1	2	1	0	2	5	
9 Carlos Guillen, S (1, 6)		G3			K					3	0	0	0	1	1	1	
Bobby Higginson, L (1, 9)					G4-3		FC4		K	3	0	0	1	1	1	1	
Eric Munson, L (1, 5) 20 Omar Infante, R (8, 5)		P5			G4-3 1B		P5		G4-3	4	0	1	0	0	0	3	
										0	0	0	0	0	0	0	
Inning Stats	R: 0 H: 1 E: 0 K: 3 S: 14	H: 1 R: 0 ER: 0 SO: 10 BB: 0 LOB: 21	H: 0 R: 0 ER: 0 SO: 7 BB: 0 LOB: 9	H: 1 R: 0 ER: 0 SO: 9 BB: 0 LOB: 12	H: 1 R: 0 ER: 0 SO: 13 BB: 0 LOB: 13	H: 3 R: 3 ER: 1 K: 1 S: 16	H: 3 R: 0 ER: 0 K: 1 S: 21	H: 3 R: 3 ER: 0 K: 1 S: 20	H: 0 R: 0 ER: 0 K: 2 S: 8	H: 1 R: 0 ER: 0 K: 2 S: 16	1B: 8 2B: 0 3B: 0 HR: 3	SF: 0 SAC: 0 DP: 0 HBP: 0	WP: 0 PB: 0 CS: 0	PA: 42			
PITCHER	IP WLS BF H R ER SO BB IBB HBP BLK WP HR S P ERA WHIP																
32 Roy Halladay, R ERA: 8.1	6.2 L 32 10 7 6 9 2 0 0 0 0 0 3 76 111 8.10 1.800																
Justin Speier, R ERA:	0.1 1 0 0 0 0 0 0 0 0 0 0 0 2 3 0.00 0.000																
Valerio De Los Santos, L ERA:	1.0 3 0 0 0 1 0 0 0 0 0 0 8 11 0.00 0.000																
Sean Douglass, R ERA:	1.0 6 1 0 0 2 2 0 0 0 0 0 0 16 29 0.00 3.000																

Batter	1	2	3	4	5	6	7	8	9	AB	R	H	RBI	BB	SO	LOB	BOTTOM
3 Reed Johnson, R (1, 9) OBP: 0.200, SLG: 0.200	G3		G1-3		G6-3		WP 1B		K	5	0	1	0	0	1	3	Detroit Tigers @ Toronto Blue Jays SkyDome, Toronto, ON Mon Apr 05 2004, 1:15 PM EDT Att: 47,817 - Dome - 68 F
Frank Catalanotto, L (1, 7) OBP: 0.250, SLG: 0.500	F8 2B		K		P3		F8			4	0	1	0	0	1	3	
10 Vernon Wells, R (1, 8) OBP: 0.250, SLG: 0.250	F8				G5-3 1B		G5-3		K	4	0	1	0	0	1	1	
Carlos Delgado, L (1, 3)					K		P5		F8	3	0	0	0	1	1	1	
Josh Phelps, R (1, 10) OBP: 0.250, SLG: 0.250	F7				G5-3		1B		G6-3	4	0	1	0	0	0	3	
Eric Hinske, L (1, 5)		L5			BB		G3		F7	3	0	0	0	1	0	1	
Orlando Hudson, S (1, 4) OBP: 0.250, SLG: 0.250		F8			K		WP 3 1B		G3-1	4	0	1	0	0	1	2	
Chris Woodward, R (1, 6) OBP: 0.500, SLG: 1.000		F7					F7		WP 3 1B	4	0	2	0	0	0	1	
Kevin Cash, R (1, 2) OBP: 0.250, SLG: 0.250					P4		G5-3		K	4	0	1	0	0	1	2	
										1B							
Inning Stats	R: 0 H: 1 E: 0 K: 0 S: 9	H: 0 R: 0 ER: 0 SO: 6 BB: 0 LOB: 12	H: 0 R: 0 ER: 0 SO: 7 BB: 0 LOB: 8	H: 1 R: 0 ER: 0 SO: 13 BB: 1 LOB: 21	H: 1 R: 0 ER: 0 SO: 23 BB: 0 LOB: 13	H: 1 R: 0 ER: 0 K: 0 S: 4	H: 2 R: 0 ER: 0 K: 1 S: 18	H: 0 R: 0 ER: 0 K: 1 S: 10	H: 2 R: 0 ER: 0 K: 1 S: 15	H: 0 R: 0 ER: 0 K: 1 S: 16	1B: 6 2B: 1 3B: 1 HR: 0	SF: 0 SAC: 0 DP: 0 HBP: 0	WP: 2 PB: 0 CS: 0	PA: 37			
PITCHER	IP WLS BF H R ER SO BB IBB HBP BLK WP HR S P ERA WHIP																
Jason Johnson, R ERA:	6.0 W 24 4 0 0 3 2 0 0 0 0 1 0 21 29 0.00 1.500																
Al Levine, R ERA:	1.1 6 2 0 0 2 0 0 0 0 0 0 0 7 10 0.00 0.000																
Jamie Walker, L ERA:	0.2 2 0 0 0 0 0 0 0 0 0 0 0 7 10 0.00 0.000																
Esteban Yan, R ERA:	1.0 5 2 0 0 1 0 0 0 0 0 1 0 15 21 0.00 2.000																



Batter	1	2	3	4	5	6	7	8	9	AB	R	H	RBI	BB	SO	LOB	TOP										
Alex Sanchez, L OBP: 0.154, SLG: 0.154										5	0	0	0	0	3	2	Detroit Tigers @ Toronto Blue Jays SkyDome, Toronto, ON Wed Apr 07 2004, 7:05 PM EDT Att: 13,100 - Dome - 68 F										
Fernando Vina, L OBP: 0.333, SLG: 0.286										5	0	0	0	0	0	0											
Ivan Rodriguez, R OBP: 0.357, SLG: 0.714										4	0	1	0	0	0	0											
Rondell White, R OBP: 0.583, SLG: 1.300										2	2	1	1	1	0	0											
Carlos Pena, L OBP: 0.231, SLG: 0.462										4	0	0	0	0	0	3											
9 Carlos Guillen, S OBP: 0.417, SLG: 0.600										4	2	1	0	0	0	1											
Bobby Higginson, L OBP: 0.333, SLG: 0.125										2	0	0	1	0	1	0											
Craig Monroe, R OBP: 0.800, SLG: 0.667										3	1	2	0	1	0	0											
Eric Munson, L OBP: 0.167, SLG: 0.417										4	1	1	3	0	0	3											
20 Omar Infante, R (9, 5)										0	0	0	0	0	0	0											
Inning Stats	R: 0 E: 0 K: 1 S: 9	H: 0 LOB: 0 BB: 0 P: 13	R: 4 E: 1 K: 0 S: 13	H: 1 LOB: 0 BB: 1 P: 23	R: 0 E: 0 K: 0 S: 6	H: 0 LOB: 0 BB: 0 P: 9	R: 1 E: 1 K: 0 S: 9	H: 2 LOB: 2 BB: 0 P: 13	R: 1 E: 0 K: 0 S: 8	H: 1 LOB: 0 BB: 0 P: 13	R: 0 E: 0 K: 1 S: 9	H: 1 LOB: 2 BB: 1 P: 17	R: 0 E: 0 K: 1 S: 6	H: 0 LOB: 0 BB: 0 P: 11	R: 0 E: 0 K: 1 S: 9	H: 0 LOB: 0 BB: 0 P: 11	1B: 4 2B: 0 3B: 0 HR: 2	SF: 1 SAC: 0 DP: 0 HBP: 2	WP: 0 PB: 0 SB: 0 CS: 0	PA: 38							
PITCHER	IP	WLS	BF	H	R	ER	SO	BB	IBB	HBP	BLK	WP	HR	S	P	ERA	WHIP										
Pat Hentgen, R ERA: 3.18	(1, 1)	5.2	L	26	5	6	2	1	0	2	0	0	2	51	79	3.18	1.059										
Valerio De Los Santos, L ERA:	(6, 1)	1.0		4	1	0	0	0	0	0	0	0	0	6	10	0.00	1.000										
Terry Adams, R ERA: 3.85	(7, 1)	1.1		5	0	0	0	1	0	0	0	0	0	10	19	0.00	0.750										
Kerry Ligtenberg, R ERA:	(9, 1)	1.0		3	0	0	0	0	0	0	0	0	0	9	11	0.00	0.000										

Batter	1	2	3	4	5	6	7	8	9	AB	R	H	RBI	BB	SO	LOB	BOTTOM										
Frank Catalanotto, L OBP: 0.250, SLG: 0.333										4	1	1	0	0	1	0	Detroit Tigers @ Toronto Blue Jays SkyDome, Toronto, ON Wed Apr 07 2004, 7:05 PM EDT Att: 13,100 - Dome - 68 F										
Eric Hinske, L OBP: 0.250, SLG: 0.200										4	0	0	0	0	2	1											
10 Vernon Wells, R OBP: 0.417, SLG: 0.545										3	1	1	0	1	0	0											
Carlos Delgado, L OBP: 0.250, SLG: 0.400										4	1	1	3	0	1	1											
Greg Myers, L OBP: 0.500, SLG: 1.000										2	0	1	0	0	0	0											
Josh Phelps, R OBP: 0.200, SLG: 0.200										2	0	0	0	0	0	1											
Simon Pond, L (1, 9)										2	0	0	0	0	2	1											
3 Reed Johnson, R OBP: 0.364, SLG: 0.556										2	0	0	0	0	0	0											
Orlando Hudson, S OBP: 0.182, SLG: 0.182										3	0	1	0	0	1	1											
Chris Woodward, R OBP: 0.273, SLG: 0.400										2	0	0	0	1	0	1											
Kevin Cash, R OBP: 0.100, SLG: 0.100										3	0	0	0	0	1	2											
Inning Stats	R: 3 E: 0 K: 1 S: 11	H: 3 LOB: 1 BB: 1 P: 19	R: 0 E: 0 K: 2 S: 7	H: 0 LOB: 0 BB: 0 P: 10	R: 0 E: 0 K: 2 S: 11	H: 0 LOB: 0 BB: 0 P: 16	R: 0 E: 0 K: 2 S: 8	H: 0 LOB: 0 BB: 0 P: 13	R: 0 E: 0 K: 0 S: 4	H: 0 LOB: 0 BB: 1 P: 10	R: 0 E: 0 K: 1 S: 12	H: 1 LOB: 1 BB: 0 P: 18	R: 0 E: 0 K: 0 S: 9	H: 1 LOB: 1 BB: 0 P: 16	R: 0 E: 0 K: 0 S: 5	H: 0 LOB: 0 BB: 0 P: 6	R: 0 E: 0 K: 0 S: 5	H: 0 LOB: 0 BB: 0 P: 7	1B: 3 2B: 1 3B: 0 HR: 1	SF: 0 SAC: 0 DP: 1 HBP: 0	WP: 0 PB: 0 SB: 0 CS: 0	PA: 33					
PITCHER	IP	WLS	BF	H	R	ER	SO	BB	IBB	HBP	BLK	WP	HR	S	P	ERA	WHIP										
38 Jeremy Bonderman, R ERA: 5.08	(1, 1)	5.1	W	21	4	3	3	8	2	0	0	0	0	49	80	5.06	1.125										
Steve Colyer, L ERA:	(6, 1)	0.2	H	2	0	0	0	0	0	0	0	0	0	4	6	0.00	0.000										
Al Levine, R ERA:	(7, 1)	1.0	H	4	1	0	0	0	0	0	0	0	0	9	16	0.00	1.000										
Jamie Walker, L ERA:	(8, 1)	1.1	H	4	0	0	0	0	0	0	0	0	0	6	8	0.00	0.000										
Danny Patterson, R ERA:	(9, 1)	0.2		2	0	0	0	0	0	0	0	0	0	4	5	0.00	0.000										

AB	33
R	6
H	6
RBI	5
BB	2
SO	4
LOB	9



AB	31
R	3
H	5
RBI	3
BB	2
SO	8
LOB	8



Batter	1	2	3	4	5	6	7	8	9	AB	R	H	RBI	BB	SO	LOB	TOP				
3 Reed Johnson, R OBP: 0.353, SLG: 0.429										5	1	1	3	0	1	2					
Frank Catalanotto, L OBP: 0.353, SLG: 0.568										5	0	3	1	0	0	2					
10 Vernon Wells, R OBP: 0.353, SLG: 0.500										5	0	1	1	0	1	3					
Carlos Delgado, L OBP: 0.294, SLG: 0.600										5	1	2	1	0	0	1					
Josh Phelps, R OBP: 0.333, SLG: 0.231										3	1	1	0	1	1	0					
Eric Hinske, L OBP: 0.353, SLG: 0.286										4	3	2	0	1	0	3					
Orlando Hudson, S OBP: 0.313, SLG: 0.286										3	2	1	1	2	1	3					
Chris Woodward, R OBP: 0.214, SLG: 0.308										3	0	0	0	0	0	4					
Simon Pond, L (8, PH)										1	0	0	0	0	1	1					
Chris Gomez, R (8, 6)										0	1	0	0	1	0	0					
Kevin Cash, R OBP: 0.267, SLG: 0.400										5	1	3	3	0	1	3					
Inning Stats	R: 0 E: 0 K: 1 S: 7	H: 1 LOB: 1 BB: 0 P: 10	R: 2 E: 0 K: 1 S: 18	H: 2 LOB: 2 BB: 2 P: 31	R: 0 E: 0 K: 1 S: 8	H: 0 LOB: 1 BB: 0 P: 15	R: 2 E: 0 K: 0 S: 9	H: 3 LOB: 2 BB: 1 P: 14	R: 0 E: 0 K: 1 S: 11	H: 0 LOB: 0 BB: 0 P: 16	R: 0 E: 0 K: 0 S: 6	H: 0 LOB: 0 BB: 0 P: 10	R: 3 E: 0 K: 2 S: 25	H: 4 LOB: 2 BB: 0 P: 37	R: 3 E: 0 K: 0 S: 13	H: 2 LOB: 1 BB: 2 P: 26	1B: 7 2B: 6 3B: 1 HR: 1	SF: 0 SAC: 0 DP: 1 HBP: 2	WP: 1 PB: 0 SB: 0 CS: 1	PA: 46	
PITCHER	IP	WLS	BF	H	R	ER	SO	BB	IBB	HBP	BLK	WP	HR	S	P	ERA	WHIP				
Bronson Arroyo, R ERA: 6.0	(1, 1)	6.0		8	4	4	4	3	0	1	0	0	0	60	97	6.00	1.833				
Mark Mataska, L ERA:	(7, 1)	1.0	H	3	0	0	0	0	0	0	0	0	0	6	10	0.00	0.000				
50 Mike Timlin, R ERA: 16.2	(8, 1)	1.0	L	8	4	3	2	0	0	1	0	0	0	25	37	27.00	4.000				
Alan Embree, L ERA: 6.75	(9, 1)	0.1		3	1	2	2	1	0	0	0	0	1	6	12	54.00	6.000				
Dave McCarty, L ERA: 13.5	(9, 1)	0.2		4	1	1	1	1	0	0	0	1	0	7	14	13.50	3.000				

Toronto Blue Jays @ Boston Red Sox
Fenway Park, Boston, MA
Fri Apr 09 2004, 3:05 PM EDT
Att: 34,337 - Cloudy - 52 F

AB 39
R 10
H 14
RBI 10
BB 5
SO 6
LOB 22



Batter	1	2	3	4	5	6	7	8	9	AB	R	H	RBI	BB	SO	LOB	BOTTOM				
18 Johnny Damon, L OBP: 0.348, SLG: 0.364										2	0	1	1	0	0	0					
Gabe Kapler, R OBP: 0.214, SLG: 0.214										2	0	0	0	0	0	2					
Bill Mueller, S OBP: 0.240, SLG: 0.240										4	0	0	0	0	0	1					
Ellis Burks, R OBP: 0.125, SLG: 0.267										4	0	0	0	0	3	0					
Manny Ramirez, R OBP: 0.391, SLG: 0.400										4	1	1	0	0	0	0					
34 David Ortiz, L OBP: 0.500, SLG: 0.571										3	1	1	1	1	0	0					
Kevin Millar, R OBP: 0.333, SLG: 0.455										4	0	0	0	0	0	2					
Jason Varitek, S OBP: 0.476, SLG: 0.467										3	2	2	1	1	1	0					
Mark Bellhorn, S OBP: 0.391, SLG: 0.188										3	1	0	0	1	0	1					
Pokey Reese, R OBP: 0.313, SLG: 0.286										3	0	1	2	0	1	1					
Brian Daubach, L (9, PH)										1	0	0	0	0	0	0					
Inning Stats	R: 0 E: 0 K: 1 S: 7	H: 0 LOB: 0 BB: 0 P: 13	R: 0 E: 0 K: 0 S: 8	H: 0 LOB: 0 BB: 0 P: 12	R: 1 E: 0 K: 0 S: 13	H: 2 LOB: 1 BB: 0 P: 21	R: 3 E: 0 K: 1 S: 11	H: 3 LOB: 2 BB: 2 P: 22	R: 0 E: 0 K: 0 S: 9	H: 0 LOB: 0 BB: 0 P: 12	R: 1 E: 0 K: 0 S: 7	H: 1 LOB: 0 BB: 0 P: 14	R: 0 E: 0 K: 1 S: 10	H: 0 LOB: 1 BB: 1 P: 16	R: 0 E: 0 K: 0 S: 9	H: 0 LOB: 0 BB: 0 P: 15	1B: 2 2B: 3 3B: 0 HR: 1	SF: 0 SAC: 0 DP: 0 HBP: 0	WP: 0 PB: 0 SB: 0 CS: 0	PA: 36	
PITCHER	IP	WLS	BF	H	R	ER	SO	BB	IBB	HBP	BLK	WP	HR	S	P	ERA	WHIP				
Ted Lilly, L ERA: 6.75	(1, 1)	5.1		23	5	4	4	3	2	0	0	0	0	49	82	6.75	1.312				
Justin Speier, R ERA: 2.25	(6, 1)	1.2	W	6	1	1	1	1	0	0	0	0	1	13	23	5.40	0.600				
Terry Adams, R ERA: 3.0	(8, 1)	0.2	H	3	0	0	0	0	1	0	0	0	0	7	13	0.00	1.500				
Aquilino Lopez, R ERA:	(8, 1)	0.1	H	1	0	0	0	0	0	0	0	0	0	3	3	0.00	0.000				
Kerry Ligtenberg, R ERA:	(9, 1)	1.0		3	0	0	0	1	0	0	0	0	0	9	15	0.00	0.000				

Toronto Blue Jays @ Boston Red Sox
Fenway Park, Boston, MA
Fri Apr 09 2004, 3:05 PM EDT
Att: 34,337 - Cloudy - 52 F

AB 33
R 5
H 6
RBI 5
BB 3
SO 5
LOB 7



Batter	1	2	3	4	5	6	7	8	9	AB	R	H	RBI	BB	SO	LOB	TOP
3 Reed Johnson, R OBP: 0.381, SLG: 0.412	1-2 P3		3-2 HBP		1-2 FC6-4			2-2 FC6-4 1B		3	0	1	0	0	0	1	
Frank Catalanotto, L OBP: 0.333, SLG: 0.504	1-0 1B		2-3 K			0-0 G4-3		2-3 K		4	0	1	0	0	2	2	
10 Vernon Wells, R OBP: 0.286, SLG: 0.400	0-1 F8		0-0 G5-3			1-1 F8		1-0 FC6-4		4	0	0	0	0	0	3	
Carlos Delgado, L OBP: 0.286, SLG: 0.500	1-2 F7			4-2 G6-4-3 BB		2-1 G4-3			0-0 F9	3	0	0	0	1	0	1	
Josh Phelps, R OBP: 0.316, SLG: 0.235 Dave Berg, R (9, PR)		0-0 F9		3-2 P4			0-0 F8		1-1 F9	4	0	1	0	0	0	1	
Eric Hinske, L OBP: 0.333, SLG: 0.278	1-0 1B		0-0 G6-4-3			0-1 F8		0-0 G3		4	0	1	0	0	0	2	
Orlando Hudson, S OBP: 0.300, SLG: 0.444		2-3 K			0-0 F8		2-1 HR		2-1 F7	4	1	1	1	0	1	3	
Chris Woodward, R OBP: 0.176, SLG: 0.250		0-3 K			1-3 K		0-1 F9			3	0	0	0	0	2	1	
Kevin Cash, R OBP: 0.278, SLG: 0.353			1-3 K		4-2 FC6-4 BB			1-3 K		2	0	0	0	1	2	0	
Inning Stats	R: 0 H: 1 E: 0 LOB: 1 K: 2 S: 10	H: 1 LOB: 1 BB: 0 P: 13	R: 0 H: 0 E: 0 LOB: 1 K: 2 S: 10	H: 1 LOB: 1 BB: 0 P: 13	R: 0 H: 0 E: 0 LOB: 0 K: 2 S: 12	H: 0 LOB: 0 BB: 1 P: 18	R: 0 H: 0 E: 0 LOB: 1 K: 1 S: 9	H: 0 LOB: 0 BB: 1 P: 15	R: 1 H: 1 E: 0 LOB: 0 K: 2 S: 7	H: 1 LOB: 0 BB: 0 P: 9	R: 0 H: 1 E: 0 LOB: 1 K: 0 S: 13	H: 1 LOB: 2 BB: 0 P: 19	R: 0 H: 1 E: 0 LOB: 0 K: 0 S: 6	H: 1 LOB: 2 BB: 0 P: 9	1B: 4 2B: 0 3B: 0 HR: 1	SF: 0 SAC: 0 DP: 1 HBP: 1	WP: 0 PA: 34 PB: 0 SB: 0 CS: 0
PITCHER	IP WLS BF H R ER SO BB IBB HBP BLK WP HR S P ERA WHIP																
Pedro Martinez, R ERA: 1.98	(1, 1) 7.2 W 29 4 1 1 7 2 0 0 1 0 0 1 71 106 1.17 0.783																
Keith Foulke, R ERA:	(8, 1) 1.1 S 5 1 0 0 0 0 0 0 0 0 0 0 7 11 0.00 0.750																

Toronto Blue Jays @ Boston Red Sox
Fenway Park, Boston, MA
Sat Apr 10 2004, 7:05 PM EDT
Att: 35,305 - Cloudy - 55 F

AB 31
R 1
H 5
RBI 1
BB 2
SO 7
LOB 14



Batter	1	2	3	4	5	6	7	8	9	AB	R	H	RBI	BB	SO	LOB	BOTTOM
Cesar Crespo, S OBP: 0.286, SLG: 0.286	0-3 K		0-1 G5-3			0-2 FC3-6 1B	2-1 G6-4-3 1B			4	0	2	0	0	1	1	
Bill Mueller, S OBP: 0.241, SLG: 0.214	1-2 F7		4-1 BB			2-1 FC3-6 34 HR	1-1 G6-4-3			3	1	0	0	1	0	2	
34 David Ortiz, L OBP: 0.458, SLG: 0.667	1-0 G4-3		1-3 K			1-2 HR		1-3 K		4	1	1	2	0	2	2	
Manny Ramirez, R OBP: 0.444, SLG: 0.583		0-1 G1-3 1B		1-1 F9		0-0 BB 1B		0-0 HR		4	1	3	1	0	0	0	
Kevin Millar, R OBP: 0.286, SLG: 0.385		1-3 K		2-3 K		3-1 F8		0-1 P2		4	0	0	0	0	2	2	
Jason Varitek, S OBP: 0.480, SLG: 0.412		1-1 G1-3		1-3 K		4-1 BB		4-2 1B BB		2	0	0	0	2	1	1	
Gabe Kapler, R OBP: 0.222, SLG: 0.222		0-1 P5			3-2 G4-3	2-3 K		1-1 1B		4	0	1	0	0	1	3	
Mark Bellhorn, S OBP: 0.370, SLG: 0.350			1-2 F8		3-3 K			1-3 K		4	1	1	1	0	2	2	
Pokey Reese, R OBP: 0.316, SLG: 0.294			1-1 G5-3 1B		2-1 F8		2-2 F9			3	0	1	0	0	0	0	
Inning Stats	R: 0 H: 0 E: 1 LOB: 0 K: 1 S: 7	H: 1 LOB: 0 BB: 0 P: 11	R: 0 H: 1 E: 0 LOB: 2 K: 1 S: 11	H: 1 LOB: 1 BB: 1 P: 18	R: 0 H: 0 E: 0 LOB: 0 K: 2 S: 9	H: 0 LOB: 0 BB: 0 P: 13	R: 0 H: 0 E: 0 LOB: 0 K: 1 S: 8	H: 0 LOB: 0 BB: 1 P: 16	R: 2 H: 3 E: 0 LOB: 2 K: 1 S: 17	H: 3 LOB: 1 BB: 1 P: 29	R: 1 H: 2 E: 0 LOB: 0 K: 0 S: 9	H: 2 LOB: 0 BB: 0 P: 14	R: 1 H: 2 E: 0 LOB: 2 K: 2 S: 13	H: 2 LOB: 1 BB: 1 P: 20	1B: 6 2B: 0 3B: 0 HR: 3	SF: 0 SAC: 0 DP: 1 HBP: 0	WP: 0 PA: 35 PB: 0 SB: 0 CS: 0
PITCHER	IP WLS BF H R ER SO BB IBB HBP BLK WP HR S P ERA WHIP																
32 Roy Halladay, R ERA: 5.93	(1, 1) 7.0 L 29 7 3 3 7 2 0 0 0 0 0 0 3 4 0.00 0.000																
Valerio De Los Santos, L ERA:	(8, 1) 0.1 1 0 0 0 1 0 0 0 0 0 0 0 3 4 0.00 0.000																
Aquilino Lopez, R ERA: 4.5	(8, 1) 0.2 5 2 1 1 1 1 0 0 0 0 0 1 10 16 13.50 4.500																

Toronto Blue Jays @ Boston Red Sox
Fenway Park, Boston, MA
Sat Apr 10 2004, 7:05 PM EDT
Att: 35,305 - Cloudy - 55 F

AB 32
R 4
H 9
RBI 4
BB 3
SO 9
LOB 13



Batter	1	2	3	4	5	6	7	8	9	AB	R	H	RBI	BB	SO	LOB	TOP										
3 Reed Johnson, R OBP: 0.281, SLG: 0.259	G6-3		10 G4-3 1B HBP	K			G6-3	FC4		4	1	0	0	0	1	5											
Frank Catalanotto, L OBP: 0.313, SLG: 0.458	G4-3		G4-3				G3		BB 1B	5	1	1	0	0	1	3											
10 Vernon Wells, R OBP: 0.250, SLG: 0.355	K		G4-3		G4-3		P4		F7	5	0	0	1	0	1	3											
Carlos Delgado, L OBP: 0.313, SLG: 0.407		K2-3	HBP 1B		F7			FC5-2 1B	1B E	4	1	2	1	1	1	0											
Josh Phelps, R OBP: 0.400, SLG: 0.346	K		HBP 1B				G5-3	FC5-2 1B	E7 1B	4	1	2	1	0	1	0											
Eric Hinske, L OBP: 0.313, SLG: 0.464	HR		K				K	E4 1B FC5-2	L9	5	1	1	1	0	2	5											
Orlando Hudson, S OBP: 0.187, SLG: 0.308		FC6-4 BB			F8		G4-3	FC5-2 1B	G6-3	4	0	0	0	1	0	4											
Chris Woodward, R OBP: 0.150, SLG: 0.211										3	1	0	0	0	0	1											
Greg Myers, L OBP: 0.167, SLG: 0.333	FC6-4				G6-3					1	0	0	0	0	1	3											
Chris Gomez, R OBP: 0.500, SLG: 0.250							E4 2B	K		0	0	0	0	0	0	0											
Kevin Cash, R OBP: 0.417, SLG: 0.591			G4-3 10 G4-3 2B				G3 1-H 2B		FC4 3 1B	4	1	4	2	0	0	0											
Inning Stats	R: 0 E: 0 K: 1 S: 8	H: 0 LOB: 0 BB: 0 P: 12	R: 1 E: 0 K: 2 S: 16	H: 1 LOB: 1 BB: 1 P: 25	R: 2 E: 0 K: 1 S: 10	H: 2 LOB: 2 BB: 0 P: 15	R: 0 E: 0 K: 1 S: 11	H: 1 LOB: 0 BB: 0 P: 18	R: 0 E: 0 K: 1 S: 7	H: 0 LOB: 0 BB: 0 P: 10	R: 0 E: 0 K: 1 S: 8	H: 0 LOB: 0 BB: 0 P: 10	R: 1 E: 1 K: 0 S: 13	H: 1 LOB: 1 BB: 0 P: 19	R: 1 E: 1 K: 1 S: 11	H: 3 LOB: 3 BB: 0 P: 17	R: 2 E: 0 K: 0 S: 8	H: 2 LOB: 1 BB: 1 P: 15	1B: 6 2B: 3 3B: 0 HR: 1	SF: 0 SAC: 0 DP: 0 HBP: 2	WP: 0 PB: 0 SB: 0 CS: 0	PA: 43					
PITCHER	IP	WLS	BF	H	R	ER	SO	BB	IBB	HBP	BLK	WP	HR	S	P	ERA	WHIP										
38 Jeremy Bonderman, R ERA: 4.76	6.0		25	4	3	3	7	1	0	2	0	0	1	60	92	4.50	0.833										
Al Levine, R ERA: 2.45	1.0	H	5	1	1	0	0	0	0	0	0	0	0	13	19	0.00	1.000										
Jamie Walker, L ERA: 3.0	0.1	H	4	2	1	0	0	0	0	0	0	0	0	5	9	0.00	6.000										
Danny Patterson, R ERA: 7.36	1.0	L	5	2	1	1	1	0	0	0	0	0	0	9	13	9.00	2.000										
Steve Colyer, L ERA: 6.23	0.2		4	1	1	1	0	1	0	0	0	0	0	5	10	13.50	3.000										

Toronto Blue Jays @ Detroit Tigers
Comerica Park, Detroit, MI
Tue Apr 13 2004, 7:05 PM EDT
Att: 8,804 - Unknown - 45 F

AB	39
R	7
H	10
RBI	6
BB	2
SO	8
LOB	24



Batter	1	2	3	4	5	6	7	8	9	AB	R	H	RBI	BB	SO	LOB	BOTTOM										
Alex Sanchez, L OBP: 0.250, SLG: 0.429	2B 3B	1B SF9 1B		G4-3			K		K	5	2	2	0	0	2	0											
Fernando Vina, L OBP: 0.343, SLG: 0.344	1B 2B	1B		P5			G4-3		F7	5	1	2	2	0	0	0											
Ivan Rodriguez, R OBP: 0.353, SLG: 0.500	F8 9 SF9 1B	SF9					K			4	1	3	2	0	1	0											
Rondell White, R OBP: 0.483, SLG: 0.682	9 SF9 F8 BB			FC6-4 1B			K		L7	3	0	1	0	1	1	2											
Andres Torres, S ERA: 9.0										0	0	0	0	0	0	0											
Greg Norton, S ERA: 9.0										1	0	0	0	0	0	1											
Carlos Pena, L OBP: 0.393, SLG: 0.704	F8			L4			G5-3		SH5-3	3	0	0	0	0	0	3											
9 Carlos Guillen, S OBP: 0.379, SLG: 0.417	SF9			L9			G4-3		K	3	0	0	1	0	1	3											
Bobby Higginson, L OBP: 0.393, SLG: 0.455	G4-3									2	0	1	0	2	0	1											
Craig Monroe, R OBP: 0.500, SLG: 0.556		1B 1B		G5-3						3	1	1	0	1	1	2											
Eric Munson, L OBP: 0.208, SLG: 0.542		F8								4	0	0	0	0	1	5											
20 Omar Infante, R ERA: 4.15				F7			K		G3-1	0	0	0	0	0	0	0											
Inning Stats	R: 3 E: 0 K: 0 S: 14	H: 3 LOB: 1 BB: 1 P: 22	R: 2 E: 0 K: 1 S: 24	H: 3 LOB: 1 BB: 0 P: 33	R: 0 E: 0 K: 0 S: 11	H: 1 LOB: 0 BB: 0 P: 19	R: 0 E: 0 K: 0 S: 9	H: 0 LOB: 0 BB: 0 P: 15	R: 0 E: 0 K: 2 S: 9	H: 0 LOB: 0 BB: 1 P: 19	R: 0 E: 0 K: 2 S: 8	H: 0 LOB: 0 BB: 0 P: 13	R: 0 E: 0 K: 1 S: 9	H: 1 LOB: 3 BB: 2 P: 19	R: 0 E: 0 K: 1 S: 9	H: 1 LOB: 1 BB: 0 P: 14	1B: 7 2B: 2 3B: 1 HR: 0	SF: 2 SAC: 1 DP: 0 HBP: 0	WP: 1 PB: 0 SB: 0 CS: 1	PA: 40							
PITCHER	IP	WLS	BF	H	R	ER	SO	BB	IBB	HBP	BLK	WP	HR	S	P	ERA	WHIP										
Pat Hentgen, R ERA: 7.27	3.0		17	7	5	5	1	1	0	0	0	0	0	26	46	0.00	0.667										
Sean Douglass, R ERA: 9.0	0.2		2	0	0	0	1	0	0	0	0	0	0	5	9	0.00	0.000										
Jason Kershner, L ERA: 9.0	0.1		1	0	0	0	1	0	0	0	0	0	0	3	4	0.00	0.000										
Aquilino Lopez, R ERA: 6.23	1.0	W	6	1	0	0	1	1	1	0	0	1	0	9	19	0.00	2.000										
Terry Adams, R ERA: 4.15																											
PITCHER	IP	WLS	BF	H	R	ER	SO	BB	IBB	HBP	BLK	WP	HR	S	P	ERA	WHIP										
Justin Speier, R ERA: 1.59	1.0		4	1	0	0	1	0	0	0	0	0	0	9	14	0.00	1.000										

Toronto Blue Jays @ Detroit Tigers
Comerica Park, Detroit, MI
Tue Apr 13 2004, 7:05 PM EDT
Att: 8,804 - Unknown - 45 F

AB	33
R	5
H	10
RBI	5
BB	4
SO	7
LOB	17



Batter	1	2	3	4	5	6	7	8	9	AB	R	H	RBI	BB	SO	LOB	TOP										
3 Reed Johnson, R OBP: 0.297, SLG: 0.355	G6-3		K2-3		HR		BB		L1	4	1	2	1	1	1		Toronto Blue Jays @ Detroit Tigers Comerica Park, Detroit, MI Wed Apr 14 2004, 7:05 PM EDT Att: 15,129 - Sunny - 59 F										
Chad Hermansen, R Frank Catalanotto, L OBP: 0.324, SLG: 0.441	K		K		G6-3		F8		1B	3	0	0	0	0	2	0											
10 Vernon Wells, R OBP: 0.270, SLG: 0.343	BB		K		F8				G6-4-3	4	1	1	0	1	1	2											
Carlos Delgado, L OBP: 0.278, SLG: 0.355	G4-3				G4-3		F7		K	4	0	0	0	0	1	2											
Josh Phelps, R OBP: 0.412, SLG: 0.400		G2-3			2B		P3		E3	4	0	2	0	0	0	0											
Eric Hinske, L OBP: 0.381, SLG: 0.516		P3			K				1B	3	0	2	0	1	1	1											
Kevin Cash, R OBP: 0.393, SLG: 0.538		BB			K		2B		1B	4	0	1	0	0	3	4											
Orlando Hudson, S OBP: 0.235, SLG: 0.267		1B			K		K		1B	4	0	1	0	0	3	4											
Chris Woodward, R OBP: 0.174, SLG: 0.190		P3			F7		F7		G6-3	4	0	0	0	0	0	4											
Greg Myers, L OBP: 0.266, SLG: 0.429		2B			3 HR		G3-1		1B	2	1	0	0	1	1	2											
Chris Gomez, R OBP: 0.500, SLG: 0.250	K				BB				1B	1	0	1	0	0	0	0											
Inning Stats	R: 0 E: 0 K: 1 S: 10	H: 0 LOB: 1 BB: 1 P: 19	R: 0 E: 0 K: 1 S: 11	H: 1 LOB: 2 BB: 1 P: 20	R: 0 E: 0 K: 3 S: 11	H: 0 LOB: 0 BB: 0 P: 17	R: 0 E: 0 K: 2 S: 11	H: 1 LOB: 1 BB: 0 P: 16	R: 2 E: 0 K: 1 S: 10	H: 1 LOB: 0 BB: 1 P: 15	R: 0 E: 0 K: 1 S: 9	H: 1 LOB: 1 BB: 0 P: 10	R: 0 E: 0 K: 0 S: 6	H: 0 LOB: 1 BB: 1 P: 13	R: 1 E: 1 K: 2 S: 14	H: 3 LOB: 2 BB: 0 P: 21	R: 0 E: 0 K: 0 S: 15	H: 2 LOB: 2 BB: 0 P: 19	1B: 6 2B: 2 3B: 0 HR: 1	SF: 0 SAC: 0 DP: 1 HBP: 0	WP: 2 PB: 0 SB: 0 CS: 0	PA: 39					
PITCHER	IP	WLS	BF	H	R	ER	SO	BB	IBB	HBP	BLK	WP	HR	S	P	ERA	WHIP										
29 Nate Robertson, L ERA: 1.64	5.0	W	21	3	2	2	7	3	0	0	0	0	1	53	87	3.60	1.200										
Esteban Yan, R ERA: 1.59	2.1	H	11	3	1	1	2	1	0	0	0	1	0	21	30	3.86	1.714										
Jamie Walker, L ERA: 2.45	0.2	H	3	1	0	0	1	0	0	0	0	1	0	8	14	0.00	1.500										
Danny Patterson, R ERA: 5.79	1.0	S	4	2	0	0	0	0	0	0	0	0	0	15	19	0.00	2.000										

Batter	1	2	3	4	5	6	7	8	9	AB	R	H	RBI	BB	SO	LOB	BOTTOM										
Fernando Vina, L OBP: 0.359, SLG: 0.343	WP	G4-3			FC5		G4-3			3	1	1	0	1	0	0	Toronto Blue Jays @ Detroit Tigers Comerica Park, Detroit, MI Wed Apr 14 2004, 7:05 PM EDT Att: 15,129 - Sunny - 59 F										
9 Carlos Guillen, S OBP: 0.375, SLG: 0.407	SF7	K			SH3-4		L7			3	1	1	0	0	1	0											
Ivan Rodriguez, R OBP: 0.342, SLG: 0.472	2B	1B			FC5		BB			4	0	1	0	0	0	3											
Rondell White, R OBP: 0.515, SLG: 0.667	2B				L8		1B			2	1	1	0	2	0	0											
Craig Monroe, R OBP: 0.423, SLG: 0.476	SF7				G5-3		K			3	0	0	1	0	2	4											
Carlos Pena, L OBP: 0.406, SLG: 0.774	1B	2B			K		G3-1			4	2	2	2	0	1	0											
Greg Norton, S OBP: 0.306, SLG: 0.480	1B	BB			K		L5		G1-3	3	0	0	0	1	1	1											
Bobby Higginson, L OBP: 0.306, SLG: 0.480	1B				G3-1		SF9		1B	3	0	2	2	0	0	0											
15 Brandon Inge, R OBP: 0.375, SLG: 0.167	F7				F9		P4		K	4	0	0	0	0	1	3											
Inning Stats	R: 4 E: 0 K: 0 S: 23	H: 3 LOB: 3 BB: 3 P: 39	R: 0 E: 0 K: 1 S: 6	H: 0 LOB: 0 BB: 0 P: 8	R: 0 E: 0 K: 2 S: 9	H: 0 LOB: 0 BB: 0 P: 12	R: 0 E: 0 K: 1 S: 10	H: 0 LOB: 0 BB: 0 P: 15	R: 0 E: 0 K: 0 S: 12	H: 2 LOB: 2 BB: 0 P: 18	R: 1 E: 0 K: 0 S: 9	H: 1 LOB: 0 BB: 0 P: 15	R: 0 E: 0 K: 1 S: 15	H: 1 LOB: 1 BB: 1 P: 23	R: 0 E: 0 K: 1 S: 11	H: 1 LOB: 1 BB: 0 P: 16		1B: 6 2B: 1 3B: 1 HR: 0	SF: 2 SAC: 1 DP: 0 HBP: 0	WP: 1 PB: 0 SB: 0 CS: 0	PA: 36						
PITCHER	IP	WLS	BF	H	R	ER	SO	BB	IBB	HBP	BLK	WP	HR	S	P	ERA	WHIP										
Ted Lilly, L ERA: 6.97	5.0	L	23	5	4	4	4	3	0	0	0	0	0	60	92	7.20	1.600										
Valerio De Los Santos, L ERA: 2.25	1.2		6	1	1	1	0	0	0	0	0	0	0	16	24	5.40	0.600										
Kerry Ligtenberg, R ERA: 3.0	0.1		3	1	0	0	1	1	0	0	0	0	0	8	14	0.00	6.000										
Jason Kershner, L ERA: 4.5	1.0		4	1	0	0	1	0	0	0	0	0	0	11	16	0.00	1.000										

AB	35
R	3
H	9
RBI	2
BB	4
SO	10
LOB	17



AB	29
R	5
H	8
RBI	5
BB	4
SO	6
LOB	11



Batter	1	2	3	4	5	6	7	8	9	AB	R	H	RBI	BB	SO	LOB	TOP										
3 Reed Johnson, R OBP: 0.302, SLG: 0.351	0-1 B3		0-1 2B	2-3 K		1-1 CS			1-1 F8	6	2	2	0	0	2	4											
Frank Catalanotto, L OBP: 0.333, SLG: 0.447 Chad Hermansen, R	0-2 G3		1-0 10 1B	0-1 L4		1-2 F8		4-0 G4-6-3 10 BB	0-3 K	4	1	1	1	1	0	2											
10 Vernon Wells, R OBP: 0.302, SLG: 0.375	1-1 E5		0-1 1B		3-2 P6		0-1 1B	4-2 G4-6-3	1-1 G5-3	5	2	2	1	1	0	1											
Carlos Delgado, L OBP: 0.317, SLG: 0.333 Dave Berg, R	4-0 BB		0-0 F7		4-2 BB		4-0 BB	1-0 G4-6-3		2	1	0	0	3	0	3											
Josh Phelps, R OBP: 0.410, SLG: 0.400	1-2 G6-3		1-2 1B		3-2 F8		2-1 1B	1-3 BB	1-3 K	5	1	2	2	0	1	4											
Eric Hinske, L OBP: 0.266, SLG: 0.485		3-2 P4	0-2 SF7		2-0 F7		4-1 BB	1-2 2-3 SF7	4-2 HR	2	2	0	1	2	0	1											
Kevin Cash, R OBP: 0.424, SLG: 0.633		1-1 HBP	0-0 F9			0-0 F8	0-2 BB	1-2 2-3 3-H	2-0 HR	4	1	2	3	0	0	1											
Orlando Hudson, S OBP: 0.256, SLG: 0.294		2-2 F8		0-0 G4-3		3-1 F7	4-0 BB	1-2 2-3 3-H	1-0 2B	4	1	1	1	1	0	1											
Chris Woodward, R OBP: 0.250, SLG: 0.333		0-0 F8		3-1 2B		4-2 BB	1-1 SF7	3-2 2B	3-2 2B	3	0	2	2	1	0	1											
Inning Stats	R: 0 E: 1 K: 0 S: 15	H: 0 LOB: 2 BB: 1 P: 21	R: 0 E: 0 K: 0 S: 10	H: 0 LOB: 1 BB: 0 P: 16	R: 3 E: 0 K: 0 S: 13	H: 4 LOB: 1 BB: 0 P: 15	R: 0 E: 0 K: 1 S: 8	H: 1 LOB: 1 BB: 0 P: 13	R: 0 E: 0 K: 0 S: 10	H: 0 LOB: 1 BB: 1 P: 22	R: 0 E: 0 K: 0 S: 7	H: 0 LOB: 0 BB: 1 P: 15	R: 5 E: 0 K: 1 S: 17	H: 4 LOB: 2 BB: 3 P: 34	R: 0 E: 0 K: 1 S: 6	H: 0 LOB: 1 BB: 2 P: 16	R: 3 E: 0 K: 1 S: 16	H: 3 LOB: 1 BB: 1 P: 28	1B: 6 2B: 5 HR: 1	SF: 2 SAC: 0 DP: 1 HBP: 1	WP: 0 PA: 49						
PITCHER	IP	WLS	BF	H	R	ER	SO	BB	IBB	HBP	BLK	WP	HR	S	P	ERA	WHIP										
Jason Johnson, R ERA: 6.57	(1, 1)	4.0	L	20	5	3	3	1	1	0	0	0	0	46	65	6.75	1.500										
Gary Knotts, R ERA: 14.54	(5, 1)	2.1		15	4	5	5	0	4	1	0	0	0	29	63	19.29	3.429										
Esteban Yan, R ERA: 1.23	(7, 1)	1.2		6	0	0	2	2	0	0	0	0	0	11	24	0.00	1.200										
Steve Colyer, L ERA: 12.46	(9, 1)	0.0		4	3	3	3	0	1	0	0	0	1	9	19	∞	∞										
Al Levine, R ERA: 1.93	(9, 1)	1.0		3	0	0	0	1	0	0	0	0	0	7	9	0.00	0.000										

Toronto Blue Jays @ Detroit Tigers
Comerica Park, Detroit, MI
Thu Apr 15 2004, 1:05 PM EDT
Att: 17,572 - Sunny - 51 F

AB 36
R 11
H 12
RBI 11
BB 9
SO 4
LOB 19



Batter	1	2	3	4	5	6	7	8	9	AB	R	H	RBI	BB	SO	LOB	BOTTOM										
Alex Sanchez, L OBP: 0.281, SLG: 0.438	0-0 G4-6-3 1B		2-2 G1-3			0-0 B3		2-2 1B		4	0	2	0	0	0	0											
Fernando Vina, L OBP: 0.333, SLG: 0.316 20 Omar Infante, R	0-0 G4-6-3			2-1 G3		0-0 P5		1-1 G1-3		3	0	0	0	0	0	1											
Rondell White, R OBP: 0.459, SLG: 0.571	0-2 G5-3			2-3 K		0-1 F9			2-2 E4	4	0	0	0	0	1	0											
Carlos Pena, L OBP: 0.382, SLG: 0.727 30 Chris Shelton, R		0-1 G6-3		3-3 K		1-0 G1-3			0-1 G6-4-3	2	0	0	0	0	1	0											
9 Carlos Guillen, S OBP: 0.361, SLG: 0.387		0-0 G1-3			1-0 G4-3		0-2 G6-3		0-2 1B	4	0	1	0	0	0	0											
Bobby Higginson, L OBP: 0.441, SLG: 0.500 Greg Norton, S		0-1 1B			4-2 1B		1-2 G4-3		0-0 1B	1	0	1	0	1	0	0											
Craig Monroe, R OBP: 0.400, SLG: 0.440		2-3 K			1-0 1B			0-0 F7	0-0 L8	4	0	1	0	0	1	3											
Eric Munson, L OBP: 0.222, SLG: 0.519			0-3 K		0-1 1B			1-0 F8		3	0	1	0	0	1	0											
15 Brandon Inge, R OBP: 0.364, SLG: 0.222			2-3 K		1-1 G4-6-3			2-2 1B		3	0	1	0	0	1	3											
Inning Stats	R: 0 E: 0 K: 0 S: 5	H: 1 LOB: 0 BB: 0 P: 5	R: 0 E: 0 K: 1 S: 9	H: 1 LOB: 1 BB: 0 P: 11	R: 0 E: 0 K: 2 S: 10	H: 0 LOB: 0 BB: 0 P: 14	R: 0 E: 0 K: 2 S: 10	H: 0 LOB: 0 BB: 0 P: 17	R: 0 E: 0 K: 0 S: 8	H: 2 LOB: 2 BB: 1 P: 15	R: 0 E: 0 K: 0 S: 4	H: 0 LOB: 0 BB: 0 P: 4	R: 0 E: 0 K: 0 S: 8	H: 0 LOB: 0 BB: 0 P: 10	R: 0 E: 0 K: 0 S: 10	H: 2 LOB: 2 BB: 0 P: 16	R: 0 E: 1 K: 0 S: 12	H: 2 LOB: 2 BB: 0 P: 14	1B: 8 2B: 0 3B: 0 HR: 0	SF: 0 SAC: 0 DP: 3 HBP: 0	WP: 0 PA: 34						
PITCHER	IP	WLS	BF	H	R	ER	SO	BB	IBB	HBP	BLK	WP	HR	S	P	ERA	WHIP										
32 Roy Halladay, R ERA: 3.57	(1, 1)	9.0	W	34	8	0	5	1	0	0	0	0	0	76	106	0.00	1.000										

Toronto Blue Jays @ Detroit Tigers
Comerica Park, Detroit, MI
Thu Apr 15 2004, 1:05 PM EDT
Att: 17,572 - Sunny - 51 F

AB 33
R 0
H 8
RBI 0
BB 1
SO 5
LOB 10



Batter	1	2	3	4	5	6	7	8	9	AB	R	H	RBI	BB	SO	LOB	TOP					
1 Brian Roberts, S (1,4) OBP: 0.356, SLG: 0.342	G4-3	SF7 2B		G4-3 BB		F9 1B	F9		P5	5	1	2	2	1	0	3						
6 Melvin Mora, R (1,5) OBP: 0.409, SLG: 0.462 José Bautista, R (9,PH) OBP: 0.333, SLG: 0.333	G5-3			G4-3		F9		2B 31 HR HBP	F9	4	1	1	1	0	0	3						
10 Miguel Tejada, R (1,6) OBP: 0.341, SLG: 0.350				G5-3		FC6-4		F9		5	0	1	0	0	1	6						
Rafael Palmeiro, L (1,3) OBP: 0.381, SLG: 0.441 Luis Lopez, S (8,3)	F8	SF7				FC6-4		31 HR 2B		4	2	2	2	0	0	3						
Javy Lopez, R (1,2) OBP: 0.571, SLG: 0.861 Keith Osik, R (8,2) OBP: 0.250, SLG: 0.250										4	2	2	1	1	0	3						
31 Jay Gibbons, L (1,9) OBP: 0.415, SLG: 0.424										3	2	1	3	2	0	1						
David Segui, S (1,10) OBP: 0.379, SLG: 0.538										5	1	2	1	0	1	1						
Luis Matos, R (1,8) OBP: 0.282, SLG: 0.182 16 Tim Raines, S (9,PH) (9,8)										4	1	1	1	0	0	3						
Larry Bigbie, L (1,7) OBP: 0.250, SLG: 0.378										3	1	0	0	2	2	2						
Inning Stats	R: 0 E: 0 K: 0 S: 13	H: 1 LOB: 1 BB: 0 P: 18	R: 6 E: 0 K: 1 S: 15	H: 5 LOB: 1 BB: 2 P: 35	R: 0 E: 0 K: 0 S: 5	H: 0 LOB: 0 BB: 0 P: 11	R: 0 E: 0 K: 1 S: 10	H: 0 LOB: 1 BB: 1 P: 21	R: 1 E: 0 K: 0 S: 10	H: 2 LOB: 1 BB: 0 P: 19	R: 0 E: 0 K: 0 S: 10	H: 1 LOB: 2 BB: 1 P: 16	R: 1 E: 0 K: 1 S: 11	H: 1 LOB: 2 BB: 2 P: 22	R: 3 E: 0 K: 1 S: 12	H: 2 LOB: 0 BB: 0 P: 18	R: 0 E: 1 K: 1 S: 7	H: 0 LOB: 1 BB: 0 P: 10	1B: 6 2B: 3 3B: 0 HR: 3	SF: 1 SAC: 0 DP: 0 HBP: 1	WP: 1 PB: 0 SB: 1 CS: 0	PA: 47
PITCHER	IP WLS BF H R ER SO BB IBB HBP BLK WP HR S P ERA WHIP																					
Miguel Batista, R (1,1) ERA: 7.88	4.0 L 22 7 7 7 2 3 0 0 0 0 0 2 45 90 15.75 2.500																					
54 Jason Frasor, R (5,1) ERA: 3.38	1.2 8 2 0 0 0 1 0 0 0 0 0 0 16 28 0.00 1.800																					
Valerio De Los Santos, L (6,1) ERA: 3.38	1.1 7 1 1 1 1 2 0 0 0 0 1 0 13 24 6.75 2.250																					
Aquilino Lopez, R (8,1) ERA: 10.13	1.0 6 2 3 3 1 0 0 1 0 0 1 12 18 27.00 2.000																					
Terry Adams, R (9,1) ERA: 3.38	1.0 4 0 0 0 1 0 0 0 0 0 0 0 7 10 0.00 0.000																					

Baltimore Orioles @ Toronto Blue Jays
SkyDome, Toronto, ON
Fri Apr 16 2004, 7:05 PM EDT
Att: 14,239 - Dome - 68 F

AB 39
R 11
H 12
RBI 11
BB 6
SO 5
LOB 26



Batter	1	2	3	4	5	6	7	8	9	AB	R	H	RBI	BB	SO	LOB	BOTTOM					
3 Reed Johnson, R (1,9) OBP: 0.277, SLG: 0.317	G5-3		F9			P3		G4-3		4	0	0	0	0	0	2						
Dave Berg, R (1,4)	G5-3		FC5-4			L3		G6-3		4	0	0	0	0	0	2						
10 Vernon Wells, R (1,8) OBP: 0.319, SLG: 0.395	G6-3					F8				3	1	1	0	1	0	0						
Carlos Delgado, L (1,3) OBP: 0.295, SLG: 0.306 Chris Gomez, R (9,3) OBP: 0.429, SLG: 0.200										3	0	0	0	0	2	1						
Josh Phelps, R (1,10) OBP: 0.395, SLG: 0.462										1	0	0	1	0	0	0						
Eric Hinske, L (1,5) OBP: 0.356, SLG: 0.444										4	1	1	1	0	2	1						
Kevin Cash, R (1,2) OBP: 0.389, SLG: 0.576										3	0	0	0	0	1	2						
Chris Woodward, R (1,6) OBP: 0.290, SLG: 0.320										1	0	0	0	2	1	0						
Chad Hermansen, R (1,7)										3	0	0	0	0	0	2						
Inning Stats	R: 0 E: 0 K: 0 S: 3	H: 0 LOB: 0 BB: 0 P: 7	R: 1 E: 0 K: 3 S: 14	H: 1 LOB: 0 BB: 0 P: 22	R: 0 E: 0 K: 0 S: 8	H: 0 LOB: 1 BB: 1 P: 18	R: 0 E: 0 K: 2 S: 10	H: 0 LOB: 0 BB: 0 P: 14	R: 0 E: 0 K: 2 S: 12	H: 0 LOB: 0 BB: 0 P: 16	R: 0 E: 0 K: 0 S: 6	H: 0 LOB: 0 BB: 0 P: 8	R: 0 E: 0 K: 0 S: 8	H: 0 LOB: 2 BB: 2 P: 20	R: 0 E: 0 K: 0 S: 10	H: 0 LOB: 1 BB: 1 P: 17	R: 1 E: 0 K: 1 S: 10	H: 1 LOB: 0 BB: 0 P: 15	1B: 0 2B: 1 3B: 0 HR: 1	SF: 0 SAC: 0 DP: 0 HBP: 0	WP: 1 PB: 0 SB: 0 CS: 0	PA: 33
PITCHER	IP WLS BF H R ER SO BB IBB HBP BLK WP HR S P ERA WHIP																					
Matt Riley, L (1,1) ERA: 1.35	7.0 W 25 1 1 1 7 3 0 0 0 0 0 1 61 105 1.29 0.571																					
Rick Bauer, R (8,1) ERA: 2.61	1.0 4 0 0 0 0 1 0 0 0 0 0 0 10 17 0.00 1.000																					
John Parrish, L (9,1) ERA: 7.5	1.0 4 1 1 1 1 0 0 0 0 0 1 0 10 15 9.00 1.000																					

Baltimore Orioles @ Toronto Blue Jays
SkyDome, Toronto, ON
Fri Apr 16 2004, 7:05 PM EDT
Att: 14,239 - Dome - 68 F

AB 29
R 2
H 2
RBI 2
BB 4
SO 8
LOB 10

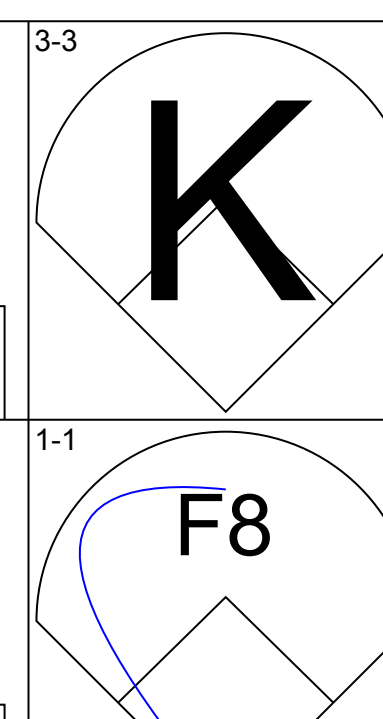
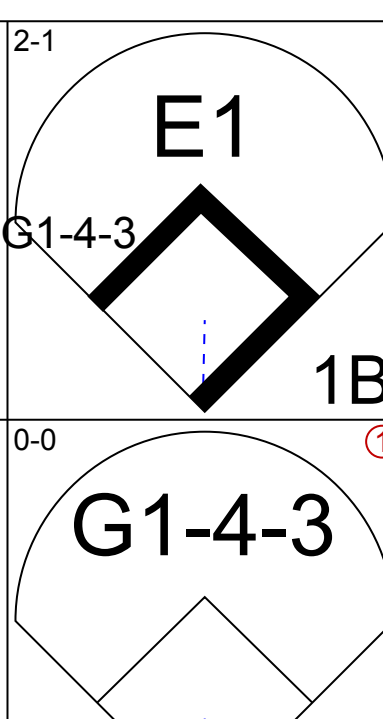
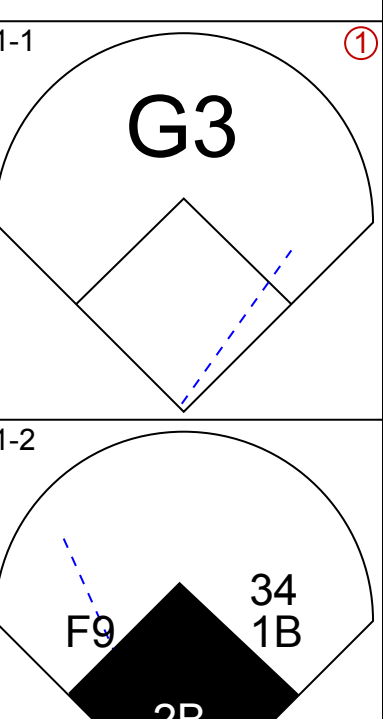
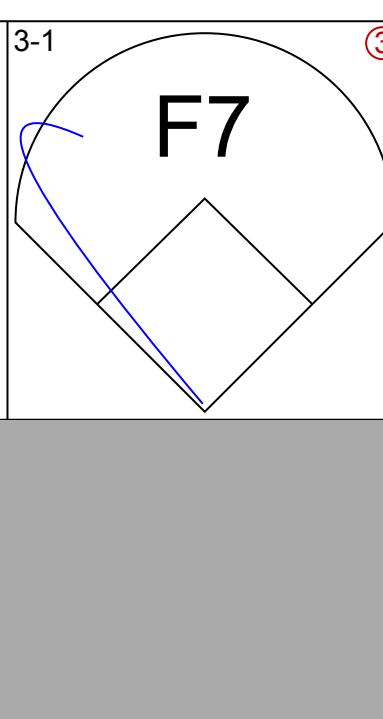
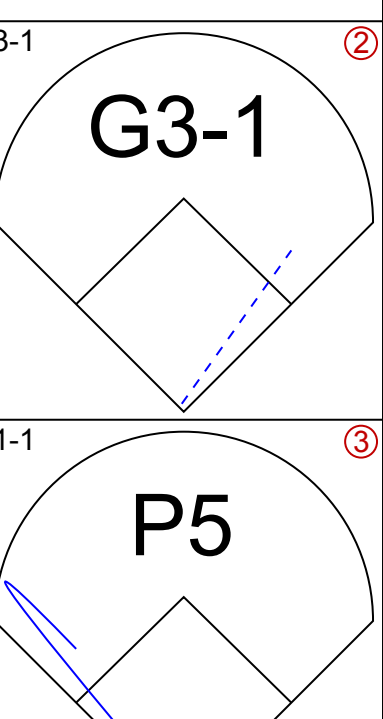
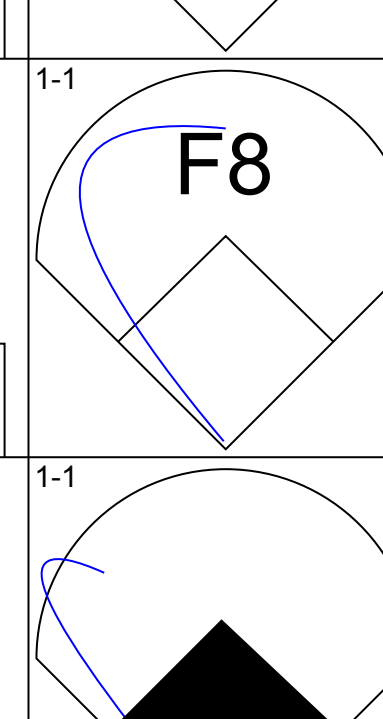
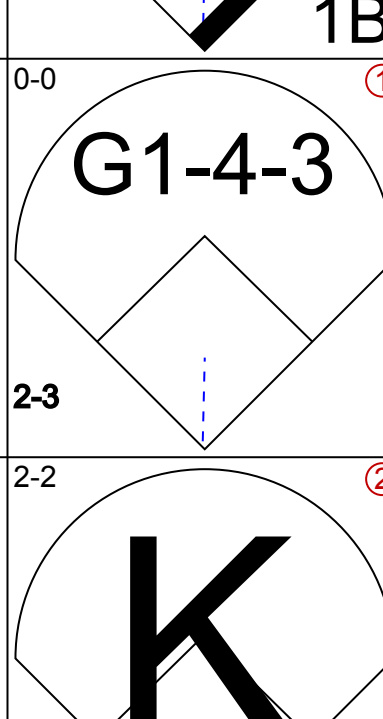
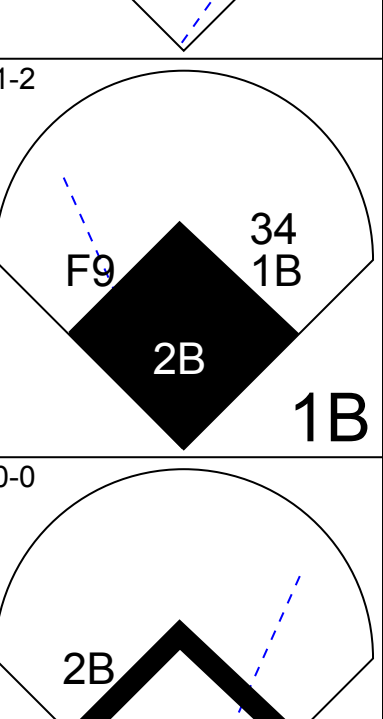
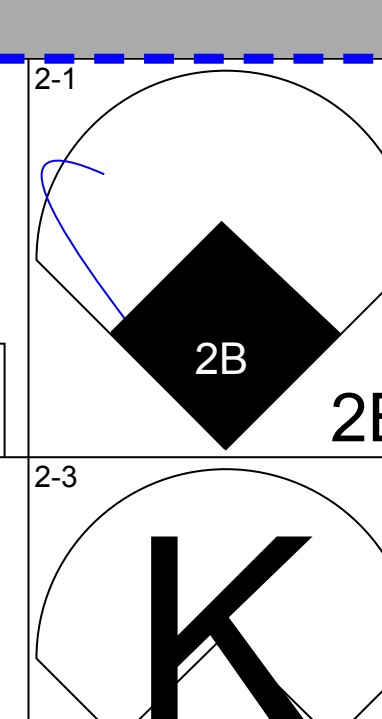
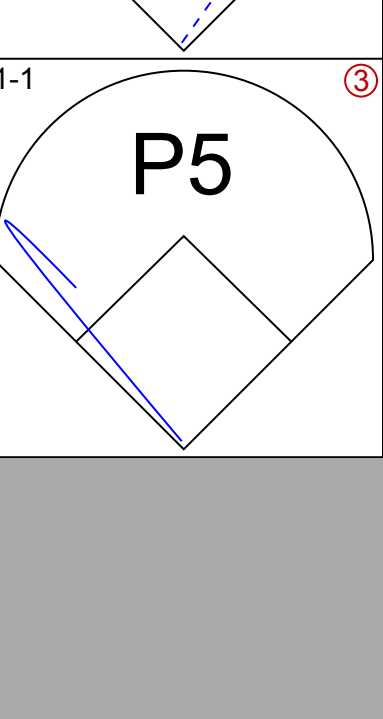
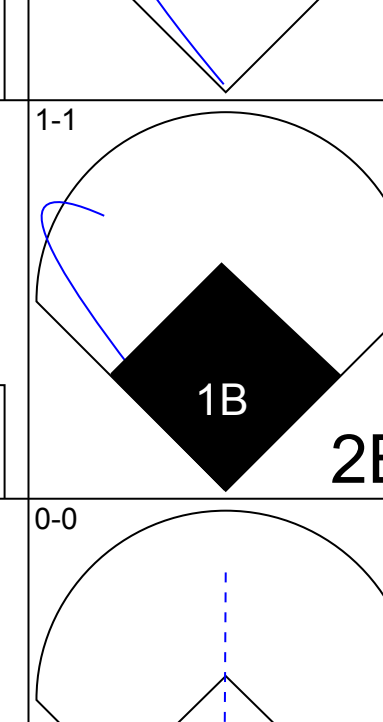
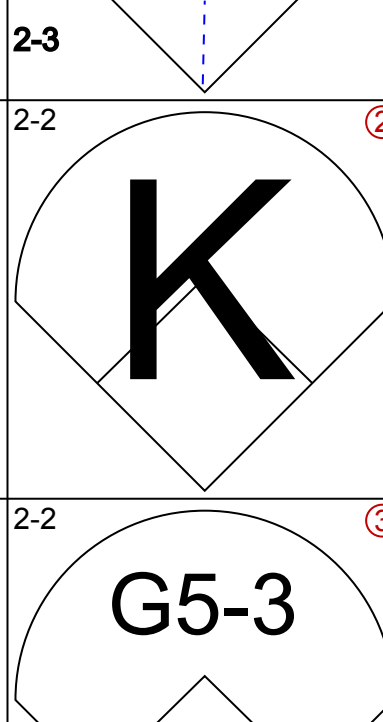
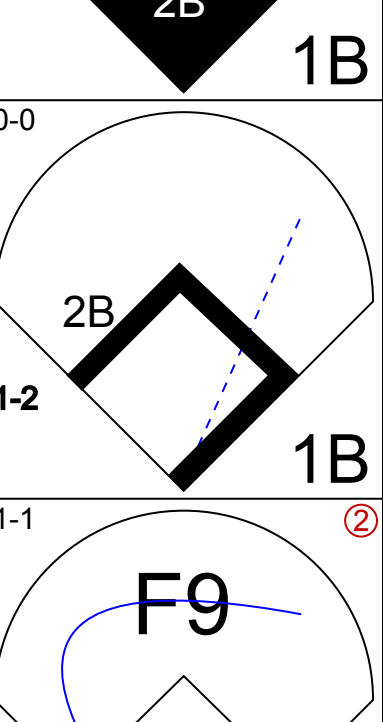
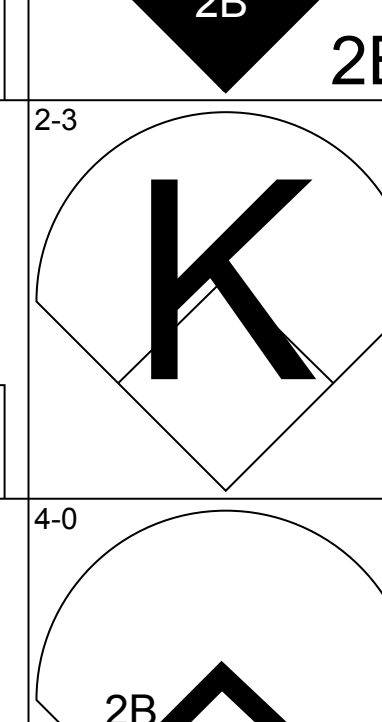
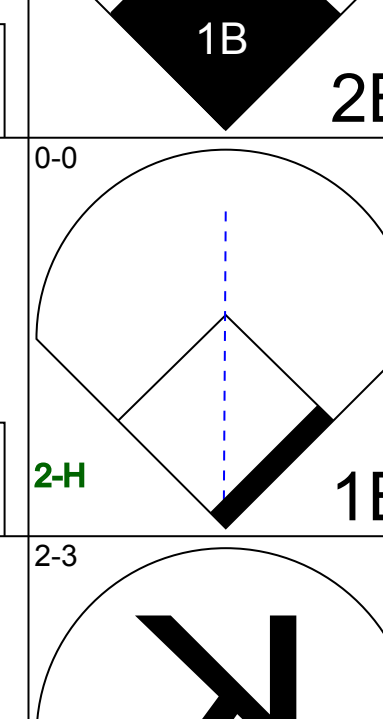
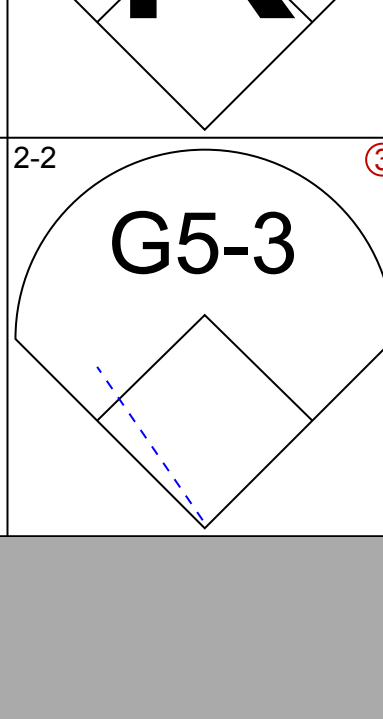
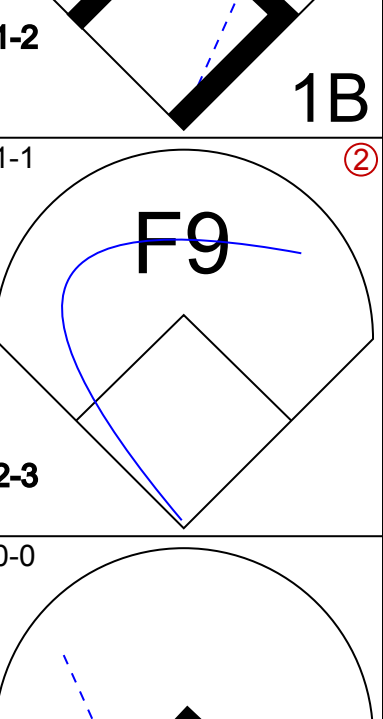
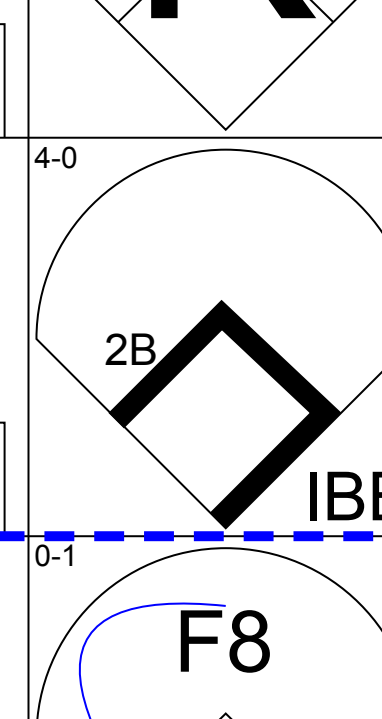

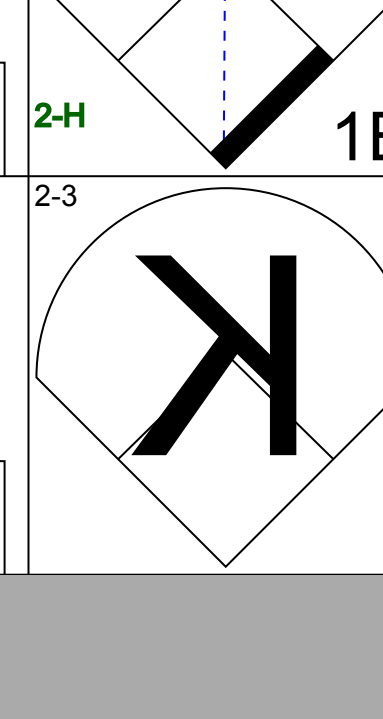
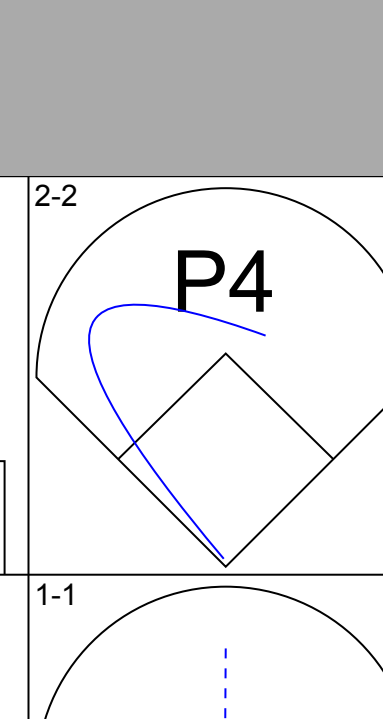
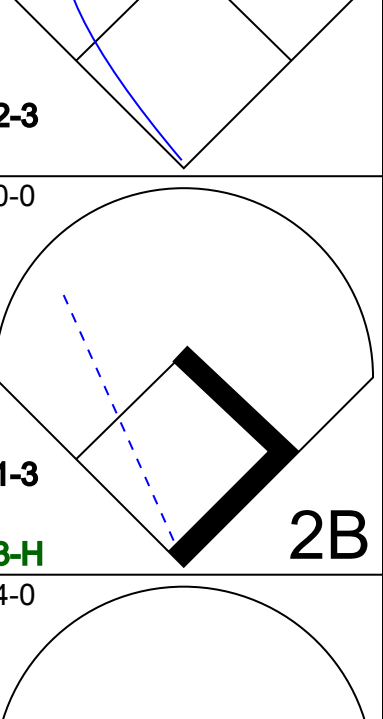
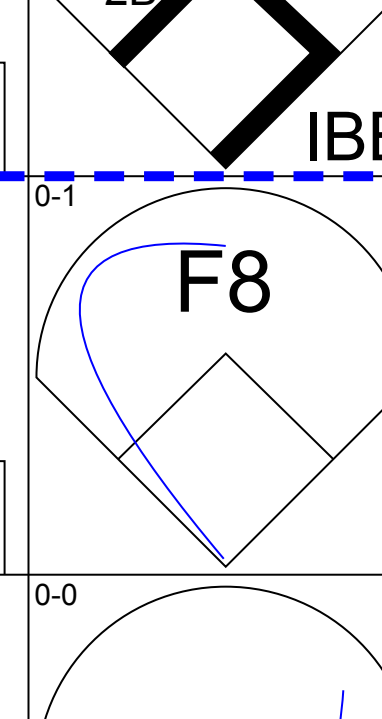

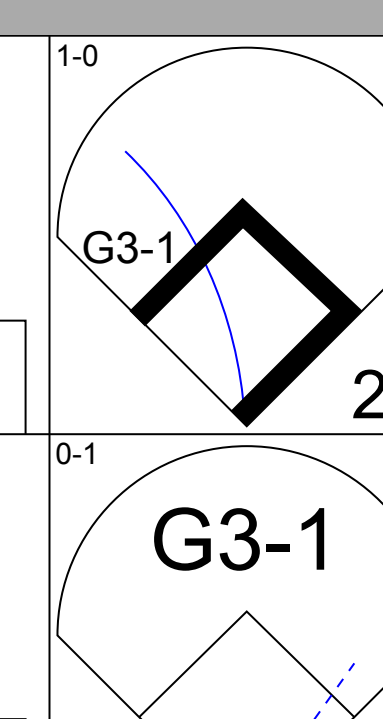
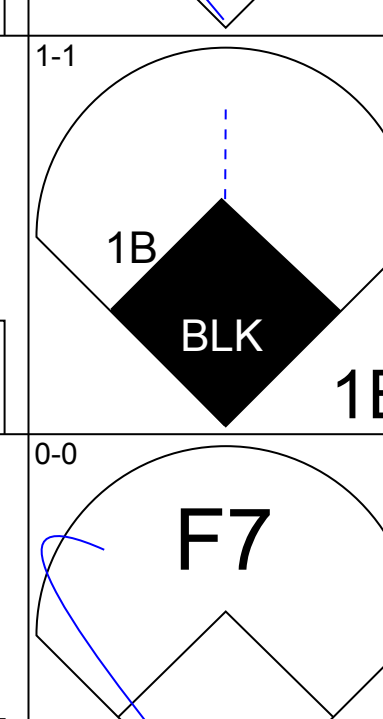
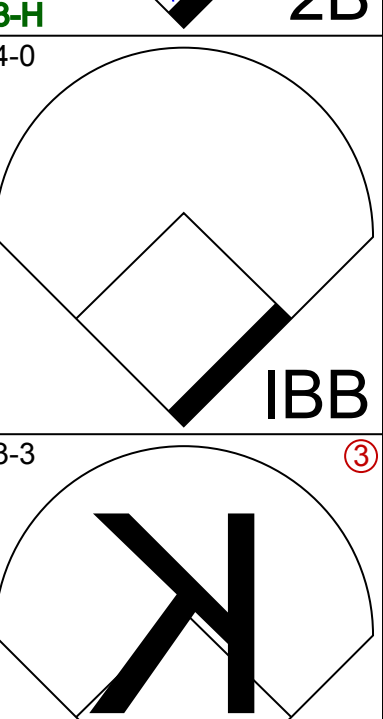
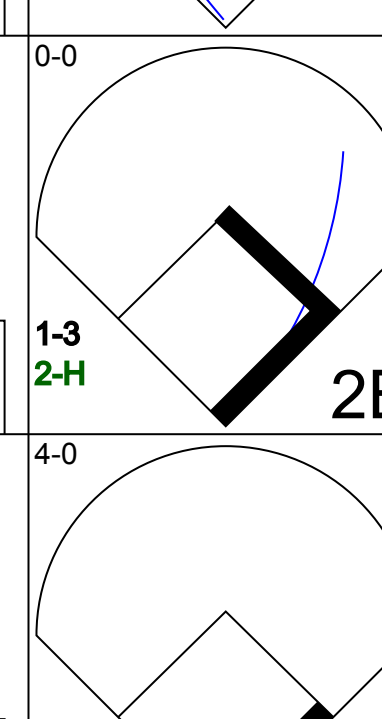
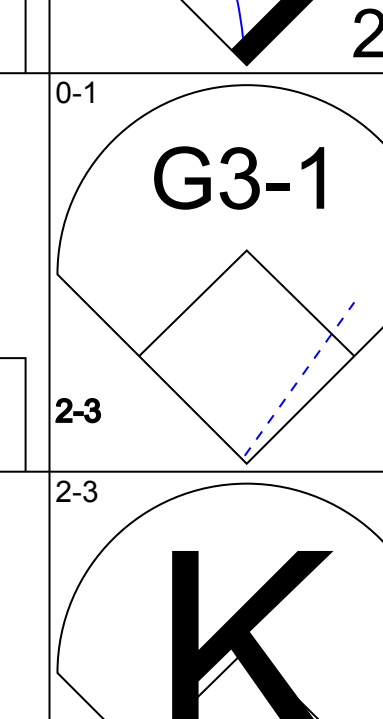
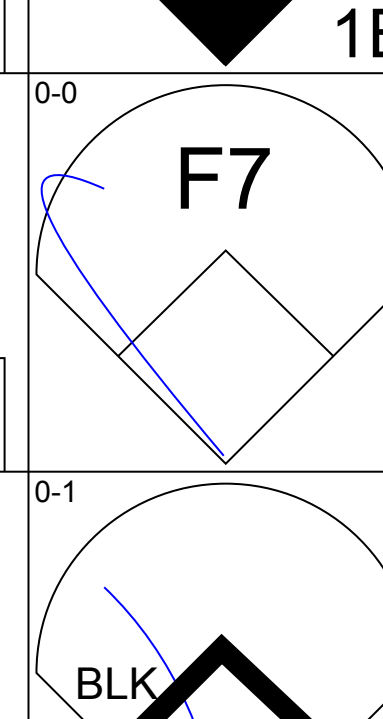

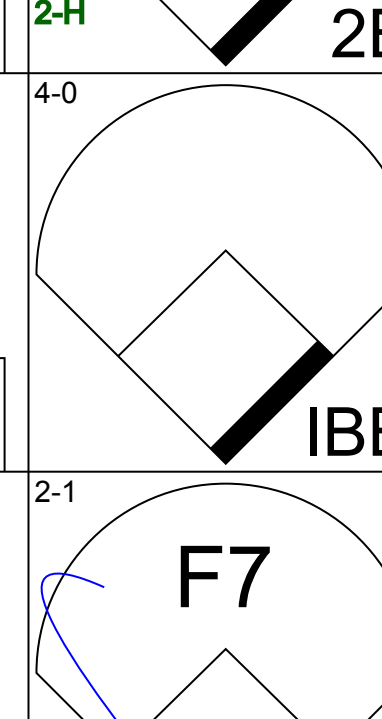
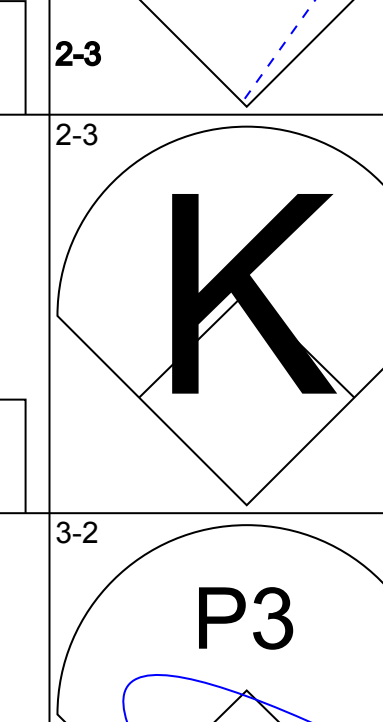
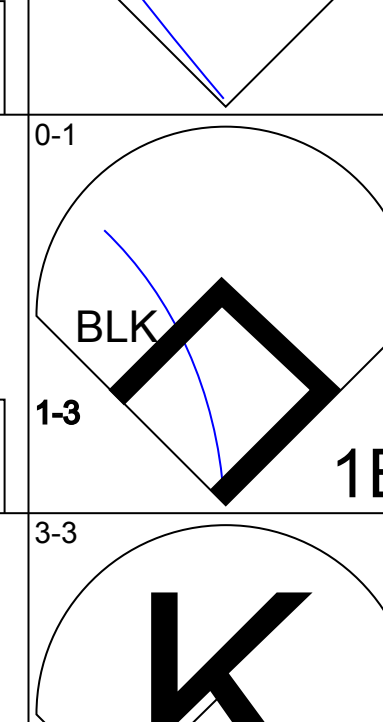

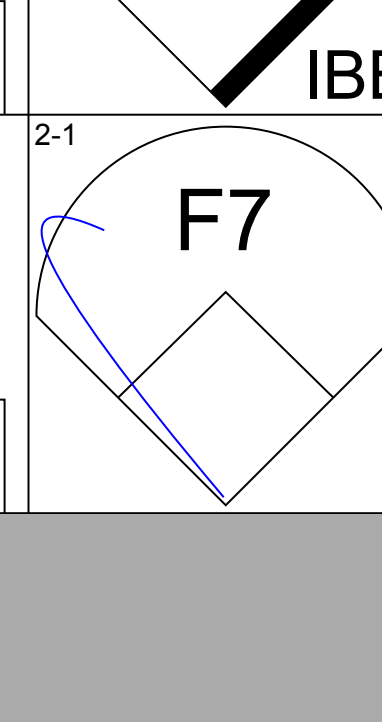
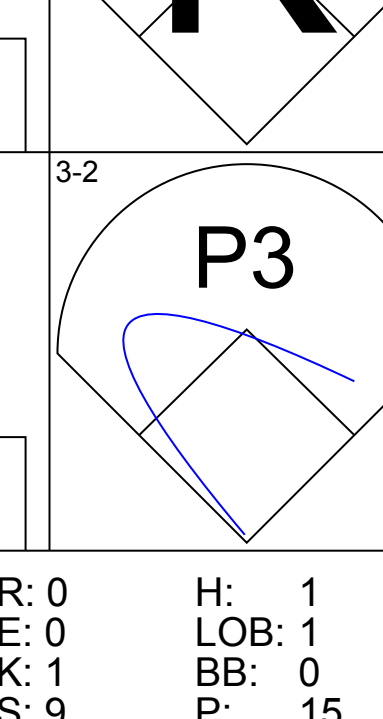
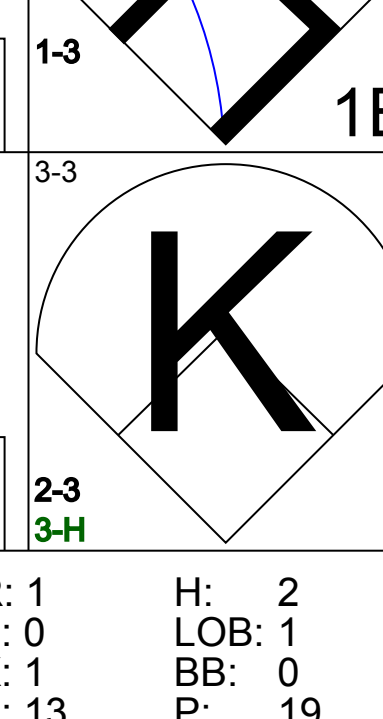




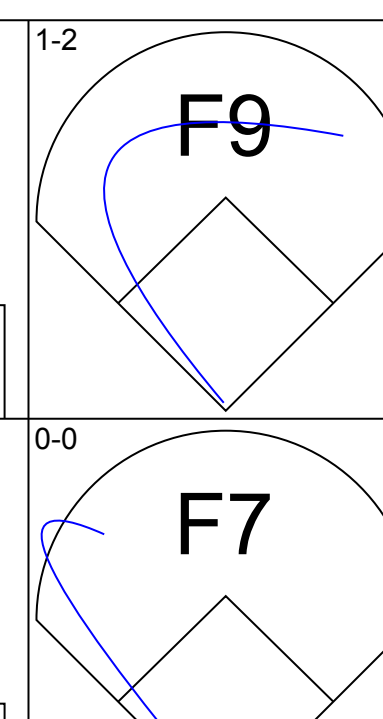

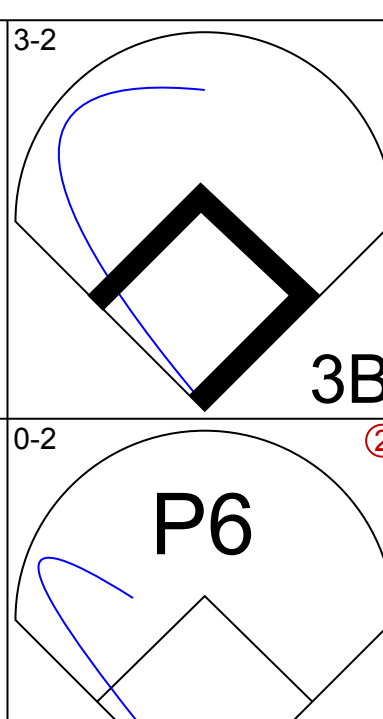
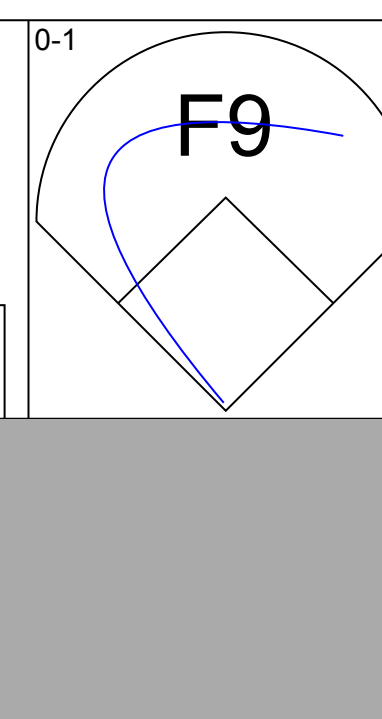
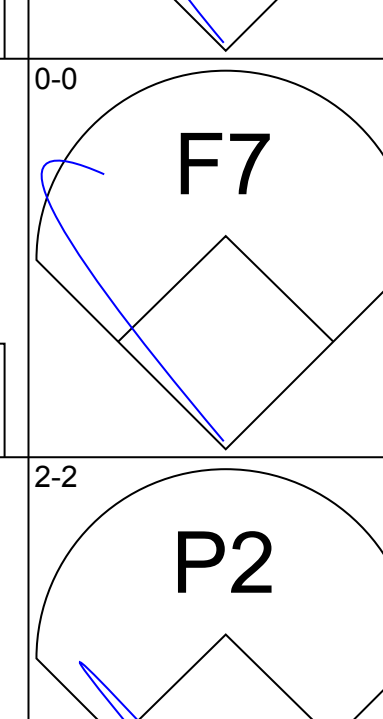
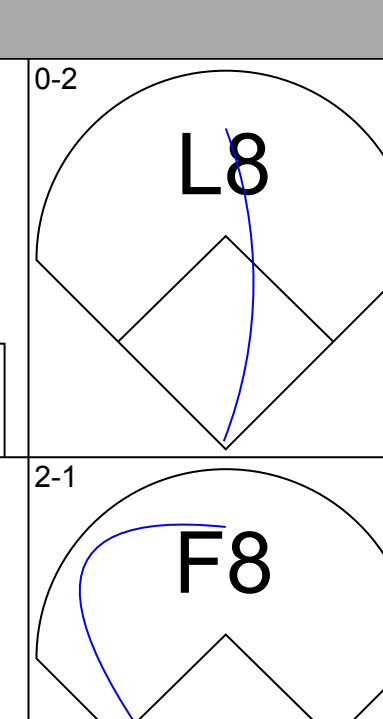
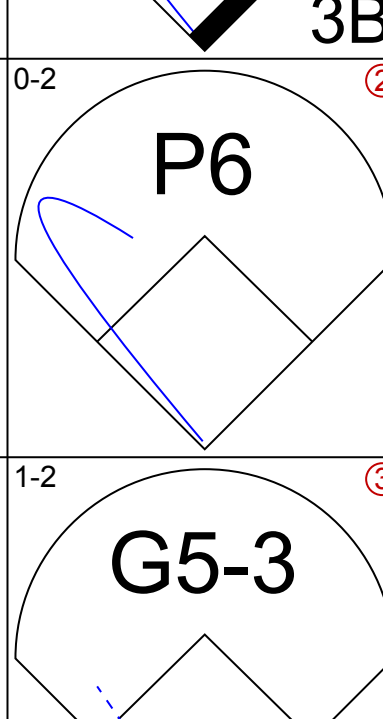
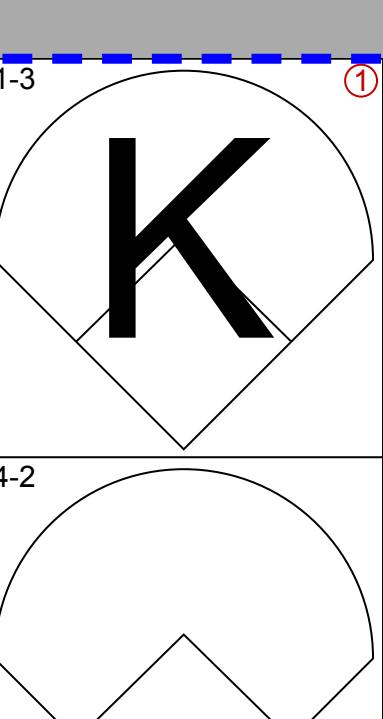
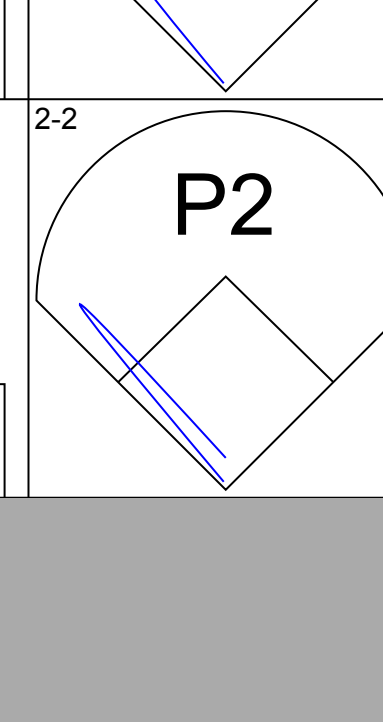
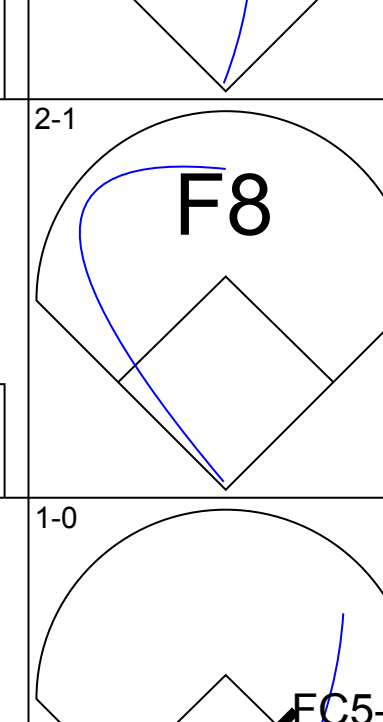
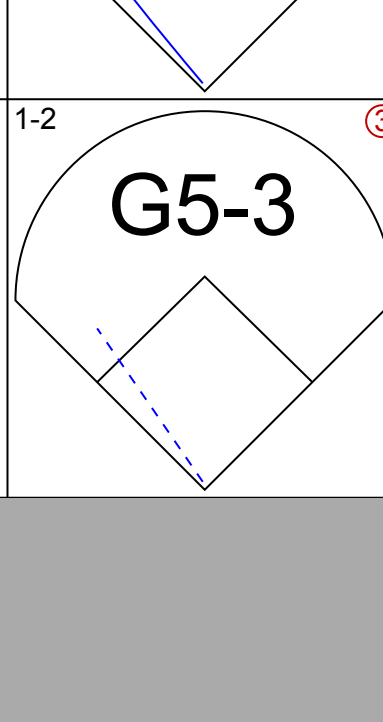
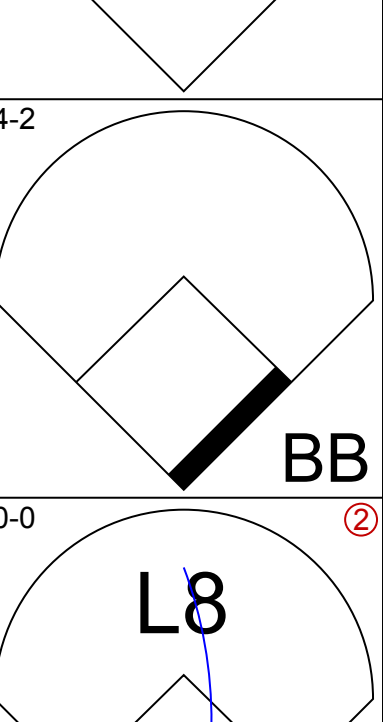
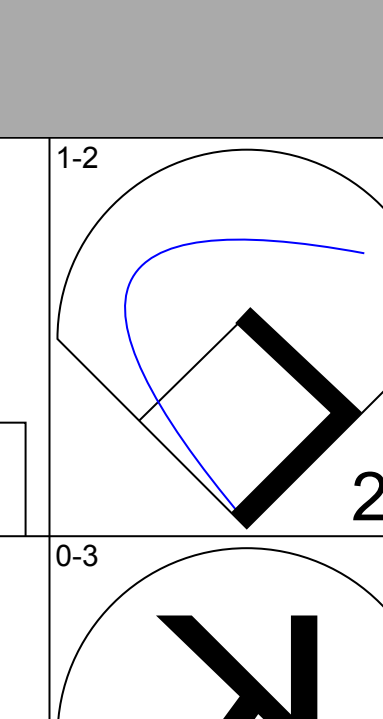
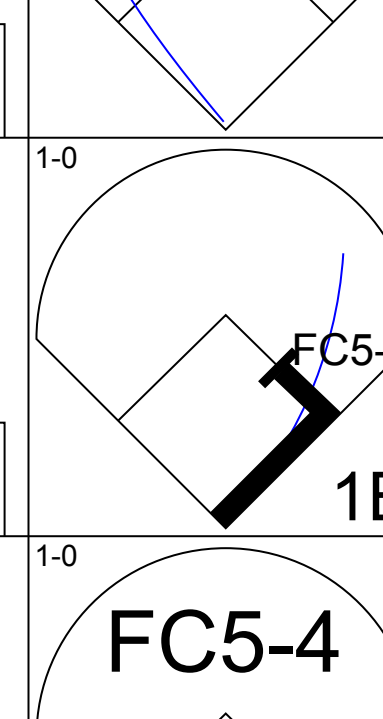

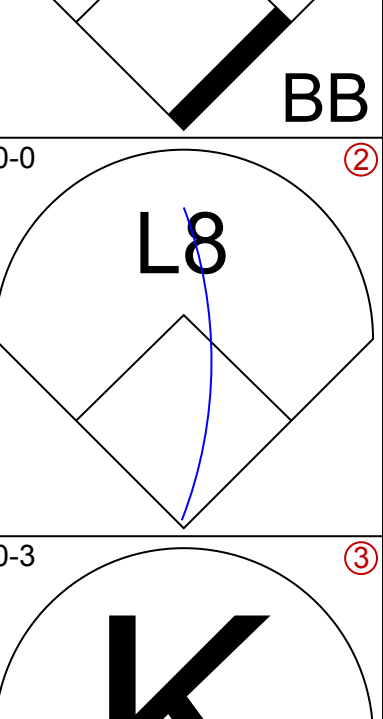
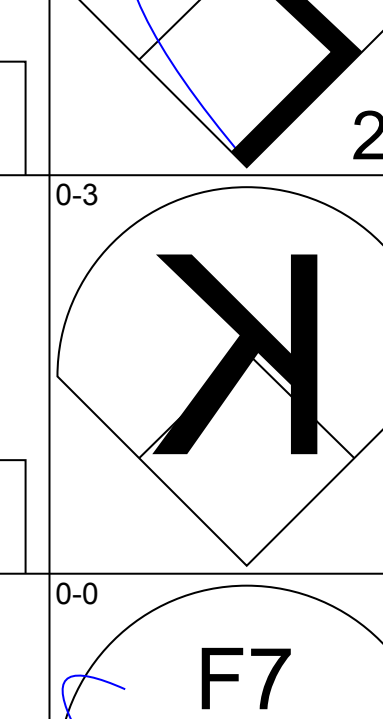
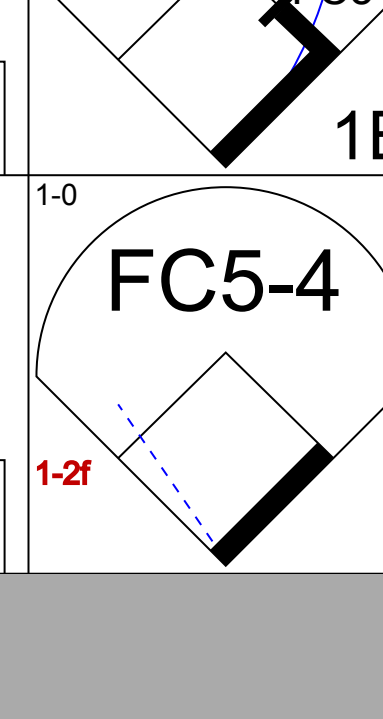

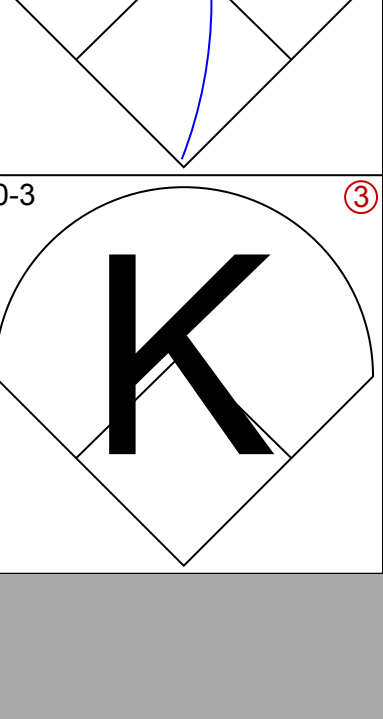
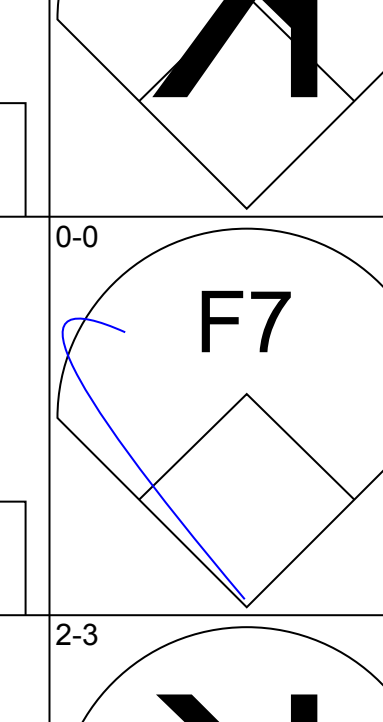
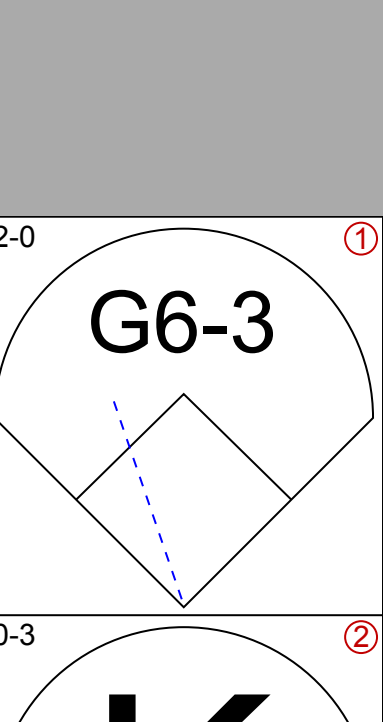
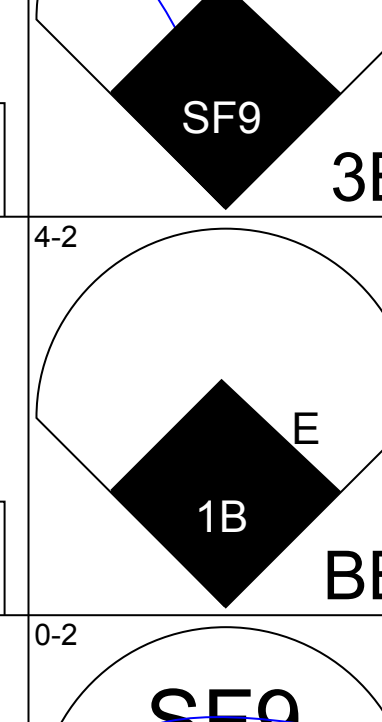

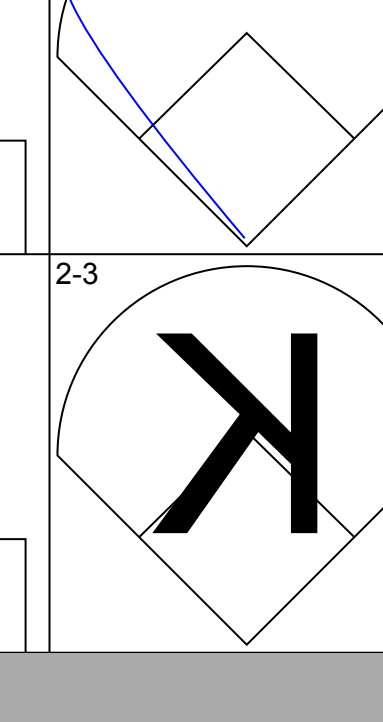
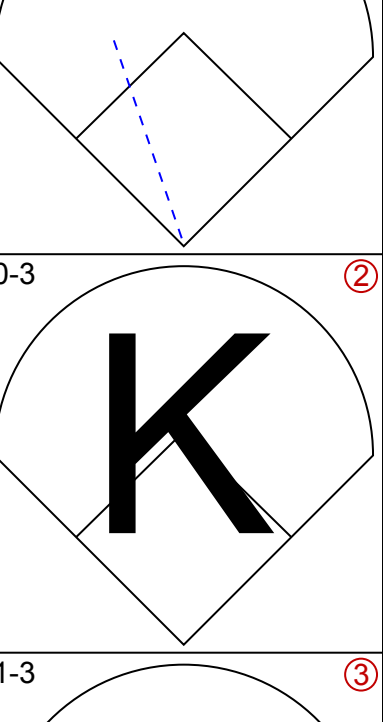
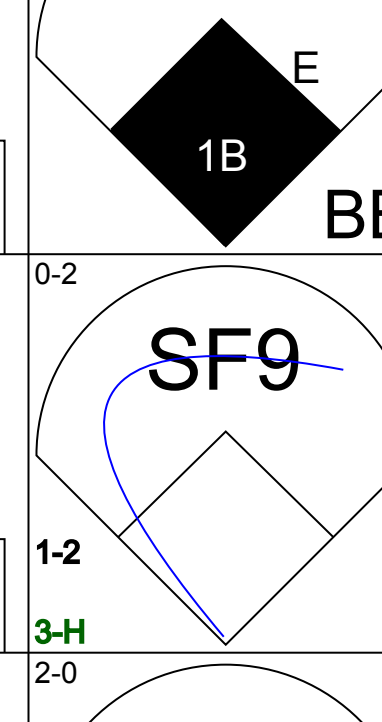

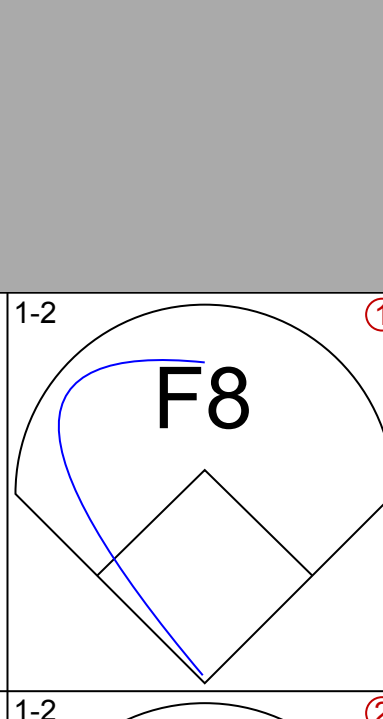
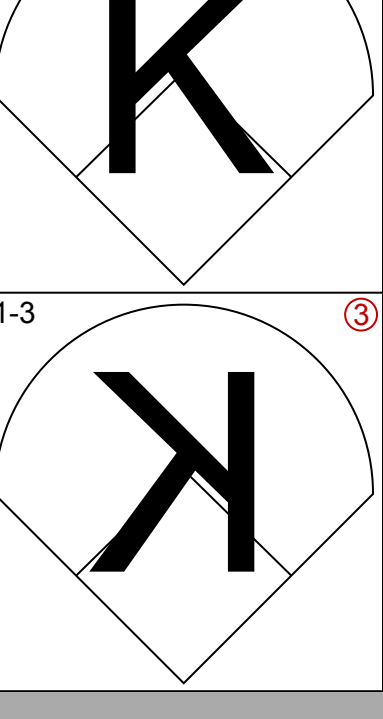
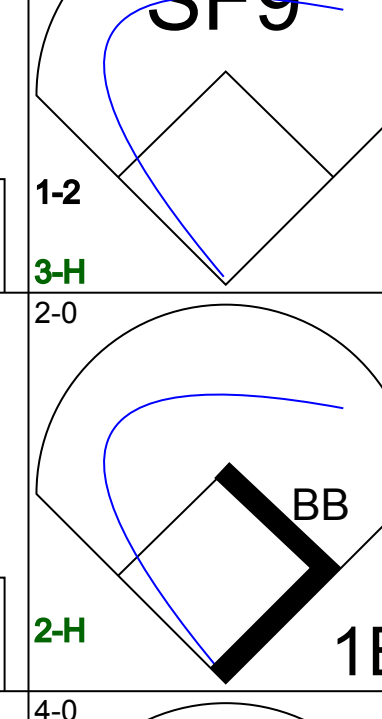

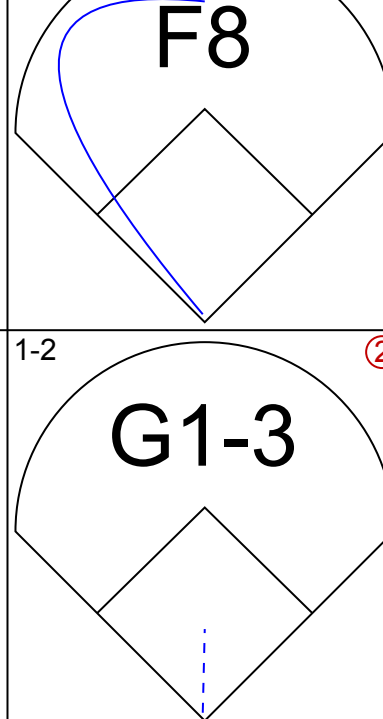
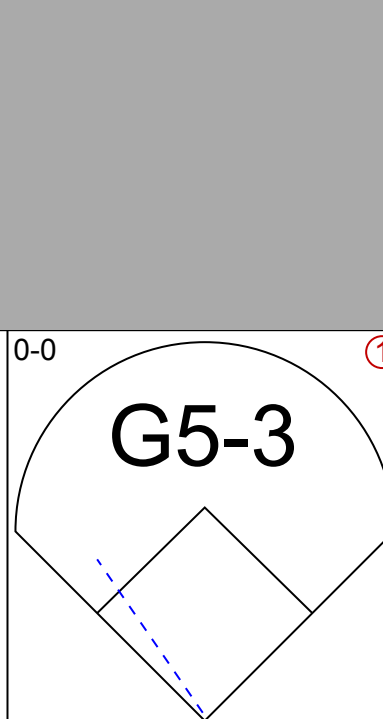
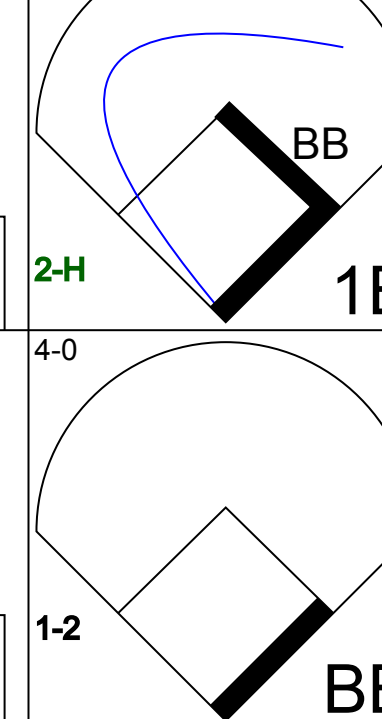
Batter	1	2	3	4	5	6	7	8	9	AB	R	H	RBI	BB	SO	LOB	TOP			
1 Brian Roberts, S (1.4) OBP: 0.360, SLG: 0.395	F7		P5		SH1-3 6 SF9 2B		L7		SH2-3 6 10 1B 2B	5	2	2	0	0	0	2	Baltimore Orioles @ Toronto Blue Jays SkyDome, Toronto, ON Sat Apr 17 2004, 1:05 PM EDT Att: 20,177 - Dome - 68 F			
6 Melvin Mora, R (1.5) OBP: 0.426, SLG: 0.500	10 F7 1B		10 S FC6-5 2B		SH1-3		F7		SH2-3	3	0	2	2	0	0	0				
10 Miguel Tejada, R (1.6) OBP: 0.327, SLG: 0.341	F7		FC6-5		SF9		P6		G4-1 1B	4	0	1	2	0	0	2				
Rafael Palmeiro, L (1.3) OBP: 0.391, SLG: 0.432 16 Tim Raines, S (8, PR)	F9		F8		BB 1B				G4-1	3	0	1	0	1	0	2				
B.J. Surhoff, L (8, 3) OBP: 0.143, SLG: 0.143									CS BB 1-2	0	0	0	0	0	0	0				
Javy Lopez, R (1, 2) OBP: 0.553, SLG: 0.800		K			G5-3 31 1B				K	4	0	1	0	1	3	2				
31 Jay Gibbons, L (1, 9) OBP: 0.422, SLG: 0.417		K			G5-3 1B				K	3	0	1	0	1	1	2				
David Segui, S (1, 10) OBP: 0.364, SLG: 0.500		K			G5-3				1B	4	0	1	0	0	1	2				
Luis Matos, R (1, 8) OBP: 0.279, SLG: 0.189			1B 6 2B 1B		G4-3				K	4	1	1	0	0	1	4				
Larry Bigbie, L (1, 7) OBP: 0.273, SLG: 0.463			1-2 6 S 2B 1B		K				HR	4	2	2	1	0	1	2				
Inning Stats	R: 0 E: 0 K: 0 S: 9	H: 1 LOB: 1 BB: 0 P: 11	R: 0 E: 0 K: 3 S: 11	H: 0 LOB: 0 BB: 0 P: 15	R: 2 E: 0 K: 0 S: 17	H: 3 LOB: 1 BB: 0 P: 22	R: 0 E: 0 K: 1 S: 13	H: 2 LOB: 2 BB: 0 P: 17	R: 1 E: 0 K: 0 S: 11	H: 2 LOB: 2 BB: 1 P: 19	R: 0 E: 0 K: 0 S: 7	H: 0 LOB: 0 BB: 0 P: 10	R: 0 E: 0 K: 2 S: 15	H: 1 LOB: 2 BB: 2 P: 25	R: 2 E: 0 K: 1 S: 11	H: 3 LOB: 1 BB: 0 P: 15	1B: 8 2B: 4 3B: 0 HR: 1	SF: 1 SAC: 2 DP: 1 HBP: 0	WP: 0 PB: 0 CS: 2 CS: 1	PA: 41
PITCHER	IP WLS BF H R ER SO BB IBB HBP BLK WP HR S P ERA WHIP																			
Josh Towers, R (1, 1) ERA: 5.79	4.2 23 8 3 3 4 1 0 0 0 0 0 0 60 83 5.79 1.929																			
Jason Kershner, L (5, 1) ERA: 2.45	1.2 5 0 0 0 0 0 0 0 0 0 0 0 9 14 0.00 0.000																			
Kerry Ligtenberg, R (7, 1) ERA: 2.08	1.1 4 0 0 0 1 1 0 0 0 0 0 0 12 20 0.00 0.750																			
Terry Adams, R (8, 1) ERA: 3.18	0.1 3 1 0 0 1 1 0 0 0 0 0 0 9 14 0.00 6.000																			
Justin Speier, R (9, 1) ERA: 4.08	1.0 L 6 3 2 2 1 0 0 0 0 0 0 1 11 15 18.00 3.000																			

Batter	1	2	3	4	5	6	7	8	9	AB	R	H	RBI	BB	SO	LOB	BOTTOM					
Frank Catalanotto, L (1, 7) OBP: 0.310, SLG: 0.425	K		SF8		G3			G4-3		2	0	0	2	0	1	1	Baltimore Orioles @ Toronto Blue Jays SkyDome, Toronto, ON Sat Apr 17 2004, 1:05 PM EDT Att: 20,177 - Dome - 68 F					
Dave Berg, R (8, PH)										1	0	0	0	0	0	0						
Chad Hermansen, R (9, 7)										0	0	0	0	0	0	0						
Eric Hinske, L (1, 5) OBP: 0.333, SLG: 0.410	F8		3-H 3-3		P5			10 BB 1B		3	0	0	0	0	1	1						
Chris Gomez, R (8, PH) OBP: 0.500, SLG: 0.333										1	0	1	0	0	0	0						
10 Vernon Wells, R (1, 8) OBP: 0.333, SLG: 0.457	L5				HR					3	1	1	1	1	1	0						
Carlos Delgado, L (1, 3) OBP: 0.292, SLG: 0.282					K					3	0	0	0	0	2	2						
Josh Phelps, R (1, 10) OBP: 0.383, SLG: 0.442					P3					4	0	1	0	0	1	0						
Greg Myers, L (1, 2) OBP: 0.182, SLG: 0.273					G4-3					4	0	0	0	0	1	2						
3 Reed Johnson, R (1, 9) OBP: 0.294, SLG: 0.333					G6-4-3					4	1	2	0	0	0	2						
Orlando Hudson, S (1, 4) OBP: 0.279, SLG: 0.324					G6-3 SF8 2B					3	1	1	0	0	1	1						
Chris Woodward, R (1, 6) OBP: 0.273, SLG: 0.296					G6-3					2	0	0	0	0	1	1						
Inning Stats	R: 0 E: 0 K: 1 S: 8	H: 0 LOB: 0 BB: 0 P: 13	R: 0 E: 0 K: 1 S: 10	H: 1 LOB: 1 BB: 0 P: 17	R: 1 E: 0 K: 1 S: 11	H: 1 LOB: 0 BB: 0 P: 19	R: 1 E: 0 K: 1 S: 6	H: 1 LOB: 0 BB: 0 P: 9	R: 1 E: 0 K: 0 S: 8	H: 1 LOB: 1 BB: 0 P: 13	R: 0 E: 0 K: 2 S: 9	H: 0 LOB: 0 BB: 0 P: 16	R: 0 E: 0 K: 1 S: 5	H: 0 LOB: 0 BB: 0 P: 8	R: 0 E: 0 K: 2 S: 11	H: 1 LOB: 2 BB: 1 P: 19	R: 0 E: 0 K: 0 S: 9	H: 1 LOB: 1 BB: 0 P: 15	1B: 4 2B: 1 3B: 0 HR: 1	SF: 1 SAC: 1 DP: 1 HBP: 2	WP: 0 PB: 0 SB: 0 CS: 0	PA: 35
PITCHER	IP WLS BF H R ER SO BB IBB HBP BLK WP HR S P ERA WHIP																					
Kurt Ainsworth, R (1, 1) ERA: 10.38	7.0 26 4 3 3 7 0 0 2 0 0 0 0 0 1 57 95 3.86 0.571																					
B.J. Ryan, L (8, 1) ERA:	1.0 W 5 1 0 0 2 1 0 0 0 0 0 0 11 19 0.00 2.000																					
Jorge Julio, R (9, 1) ERA: 1.5	1.0 S 4 1 0 0 0 0 0 0 0 0 0 0 9 15 0.00 1.000																					

Batter	1	2	3	4	5	6	7	8	9	AB	R	H	RBI	BB	SO	LOB	TOP								
1 Brian Roberts, S OBP: 0.364, SLG: 0.386	P6		F7			F8	F8		F9	5	2	2	0	0	0	1	Baltimore Orioles @ Toronto Blue Jays SkyDome, Toronto, ON Sun Apr 18 2004, 1:05 PM EDT Att: 16,842 - Dome - 68 F								
6 Melvin Mora, R OBP: 0.404, SLG: 0.457	P4			F8		F8	K	K	F9	4	1	0	0	1	1										
10 Miguel Tejada, R OBP: 0.370, SLG: 0.408	1B			G6-3		G6-3		F9	1B	5	1	4	1	0	0										
Rafael Palmeiro, L OBP: 0.373, SLG: 0.400	G4-3			F7		SF8		31 2B	P6	3	1	0	1	1	0	3									
Javy Lopez, R OBP: 0.538, SLG: 0.750		P5				FC6-4		F9		4	0	1	1	1	0	3									
31 Jay Gibbons, L OBP: 0.400, SLG: 0.415	F8					K		F8	G4-3	5	1	1	2	0	1	3									
David Segui, S OBP: 0.305, SLG: 0.515	G4-3					G6-4-3 1B		1B FC	1B BB	3	1	2	0	1	0	0									
Luis Matos, R OBP: 0.319, SLG: 0.225			F9 S BB			G6-4-3 1-2		FC 1B	1-2 2H 1B	3	0	2	1	1	0	2									
Larry Bigbie, L OBP: 0.250, SLG: 0.432			F9 1-3			G4-3		FC 3H	F8	4	0	0	1	0	0	4									
Inning Stats	R: 0 E: 0 K: 0 S: 11	H: 1 LOB: 1 BB: 0 P: 17	R: 0 E: 0 K: 0 S: 10	H: 0 LOB: 0 BB: 0 P: 12	R: 0 E: 0 K: 0 S: 5	H: 0 LOB: 0 BB: 1 P: 13	R: 0 E: 0 K: 0 S: 4	H: 0 LOB: 0 BB: 0 P: 6	R: 0 E: 0 K: 1 S: 8	H: 1 LOB: 1 BB: 1 P: 16	R: 2 E: 1 K: 0 S: 15	H: 2 LOB: 1 BB: 1 P: 22	R: 1 E: 0 K: 0 S: 9	H: 2 LOB: 1 BB: 0 P: 12	R: 3 E: 0 K: 1 S: 17	H: 3 LOB: 2 BB: 2 P: 28	R: 1 E: 0 K: 0 S: 15	H: 3 LOB: 2 BB: 0 P: 21	1B: 10 2B: 2 3B: 0 HR: 0	SF: 2 SAC: 0 DP: 1 HBP: 0	WP: 0 PB: 0 SB: 3 CS: 0	PA: 42			
PITCHER	IP	WLS	BF	H	R	ER	SO	BB	IBB	HBP	BLK	WP	HR	S	P	ERA	WHIP								
Pat Hentgen, R ERA: 5.17	7.0	L	28	6	3	2	1	3	0	0	0	0	0	62	13	2.57	1.286								
Aquilino Lopez, R ERA: 12.0	0.2		4	1	2	2	1	0	1	0	0	0	0	8	13	27.00	1.500								
Jason Kershner, L ERA: 4.91	0.0		2	1	0	0	0	1	0	0	0	0	0	4	9	∞	∞								
Kerry Ligtenberg, R ERA: 3.18	1.1		8	4	2	2	0	0	0	0	0	0	0	20	27	13.50	3.000								

Batter	1	2	3	4	5	6	7	8	9	AB	R	H	RBI	BB	SO	LOB	BOTTOM								
3 Reed Johnson, R OBP: 0.273, SLG: 0.306	G5-3		G5-3			G5-3		FC6-4		4	0	0	0	0	0	1	Baltimore Orioles @ Toronto Blue Jays SkyDome, Toronto, ON Sun Apr 18 2004, 1:05 PM EDT Att: 16,842 - Dome - 68 F								
Eric Hinske, L OBP: 0.308, SLG: 0.372	F8		E6 10 BLK			K		G4-3		4	0	0	0	0	1	1									
10 Vernon Wells, R OBP: 0.327, SLG: 0.440	E5 1B		L5			G6-3		E5 G4-3		4	0	1	0	0	0	1									
Carlos Delgado, L OBP: 0.288, SLG: 0.262	K					G1-3 BB		K		3	0	0	0	1	3	2									
Josh Phelps, R OBP: 0.353, SLG: 0.404		G4-3				G1-3		G4-3		4	0	0	0	0	1	2									
Frank Catalanotto, L OBP: 0.384, SLG: 0.452		G4-3 2B				F8		G1-3		4	0	1	0	0	0	2									
Kevin Cash, R OBP: 0.385, SLG: 0.556		G4-3				G4-3 1B		K		3	0	1	0	0	1	2									
Orlando Hudson, S OBP: 0.261, SLG: 0.300		G1-3				G4-3		K		3	0	0	0	0	1	2									
Chris Woodward, R OBP: 0.278, SLG: 0.300			G4-3			G5-3		FC6-4 1B		3	0	1	0	0	0	0									
Inning Stats	R: 0 E: 1 K: 1 S: 9	H: 1 LOB: 1 BB: 0 P: 15	R: 0 E: 0 K: 0 S: 7	H: 1 LOB: 1 BB: 0 P: 9	R: 0 E: 1 K: 0 S: 7	H: 0 LOB: 1 BB: 0 P: 11	R: 0 E: 0 K: 1 S: 8	H: 0 LOB: 0 BB: 0 P: 13	R: 0 E: 0 K: 0 S: 5	H: 1 LOB: 0 BB: 0 P: 7	R: 0 E: 0 K: 1 S: 8	H: 0 LOB: 0 BB: 0 P: 11	R: 0 E: 0 K: 2 S: 11	H: 0 LOB: 1 BB: 1 P: 18	R: 0 E: 0 K: 1 S: 14	H: 1 LOB: 0 BB: 0 P: 22	R: 0 E: 1 K: 1 S: 11	H: 0 LOB: 1 BB: 0 P: 16	1B: 3 2B: 1 3B: 0 HR: 0	SF: 0 SAC: 0 DP: 1 HBP: 0	WP: 0 PB: 0 SB: 1 CS: 0	PA: 33			
PITCHER	IP	WLS	BF	H	R	ER	SO	BB	IBB	HBP	BLK	WP	HR	S	P	ERA	WHIP								
Eric DuBose, L ERA: 3.44	7.0	W	25	3	0	0	5	1	0	0	1	0	0	55	84	0.00	0.571								
B.J. Ryan, L ERA:	1.0		4	1	0	0	1	0	0	0	0	0	0	14	22	0.00	1.000								
Buddy Groom, L ERA:	1.0		4	0	0	0	1	0	0	0	0	0	0	11	16	0.00	0.000								

Batter	1	2	3	4	5	6	7	8	9	AB	R	H	RBI	BB	SO	LOB	TOP							
18 Johnny Damon, L OBP: 0.346, SLG: 0.333 (1, 8)			 G1-4-3 1B								5	0	1	0	0	1	0	Boston Red Sox @ Toronto Blue Jays SkyDome, Toronto, ON Tue Apr 20 2004, 7:05 PM EDT Att: 26,010 - Dome - 68 F						
Bill Mueller, S OBP: 0.344, SLG: 0.424 (1, 5)						 34 1B 2B		 2B			5	2	2	0	0	0	1							
34 David Ortiz, L OBP: 0.368, SLG: 0.520 (1, 10)	 2B					 1B					5	1	2	0	0	3	2							
Manny Ramirez, R OBP: 0.424, SLG: 0.611 (1, 7)	 1B					 2-3		 IBB			4	0	1	1	1	1	3							
Kevin Millar, R OBP: 0.304, SLG: 0.380 Dave McCarty, R OBP: 0.182, SLG: 0.200 (1, 3) (9, 3)						 3-H					5	0	1	1	0	1	3							
Jason Varitek, S OBP: 0.490, SLG: 0.550 (1, 2)		 2B		 BLK 1B				 2-H			3	1	3	1	1	0	0							
Mark Bellhorn, S OBP: 0.490, SLG: 0.333 (1, 4)											3	0	0	0	1	1	5							
Gabe Kapler, R OBP: 0.268, SLG: 0.268 (1, 9)				 1B							4	0	1	0	0	2	4							
Pokey Reese, R OBP: 0.233, SLG: 0.200 (1, 6)				 2-3 3-H							4	0	0	0	0	2	2							
Inning Stats	R: 1 E: 0 K: 2 S: 11	H: 2 LOB: 1 BB: 0 P: 18	R: 0 E: 0 K: 1 S: 9	H: 1 LOB: 1 BB: 0 P: 15	R: 0 E: 1 K: 1 S: 10	H: 1 LOB: 1 BB: 0 P: 16	R: 1 E: 0 K: 1 S: 13	H: 2 LOB: 3 BB: 1 P: 19	R: 1 E: 0 K: 1 S: 12	H: 3 LOB: 3 BB: 1 P: 22	R: 0 E: 0 K: 1 S: 9	H: 0 LOB: 0 BB: 0 P: 17	R: 1 E: 0 K: 1 S: 10	H: 2 LOB: 3 BB: 2 P: 24	R: 0 E: 0 K: 1 S: 7	H: 0 LOB: 0 BB: 0 P: 11	R: 0 E: 0 K: 2 S: 7	H: 0 LOB: 0 BB: 0 P: 12	1B: 6 2B: 5 3B: 0 HR: 0	SF: 0 SAC: 0 DP: 0 HBP: 0	WP: 0 PB: 0 SB: 0 CS: 0	PA: 41		
PITCHER	IP WLS BF H R ER SO BB IBB HBP BLK WP HR S P ERA WHIP	IP WLS BF H R ER SO BB IBB HBP BLK WP HR S P ERA WHIP	IP WLS BF H R ER SO BB IBB HBP BLK WP HR S P ERA WHIP	IP WLS BF H R ER SO BB IBB HBP BLK WP HR S P ERA WHIP	IP WLS BF H R ER SO BB IBB HBP BLK WP HR S P ERA WHIP	IP WLS BF H R ER SO BB IBB HBP BLK WP HR S P ERA WHIP	IP WLS BF H R ER SO BB IBB HBP BLK WP HR S P ERA WHIP	IP WLS BF H R ER SO BB IBB HBP BLK WP HR S P ERA WHIP	IP WLS BF H R ER SO BB IBB HBP BLK WP HR S P ERA WHIP	IP WLS BF H R ER SO BB IBB HBP BLK WP HR S P ERA WHIP	IP WLS BF H R ER SO BB IBB HBP BLK WP HR S P ERA WHIP	IP WLS BF H R ER SO BB IBB HBP BLK WP HR S P ERA WHIP	IP WLS BF H R ER SO BB IBB HBP BLK WP HR S P ERA WHIP	IP WLS BF H R ER SO BB IBB HBP BLK WP HR S P ERA WHIP	IP WLS BF H R ER SO BB IBB HBP BLK WP HR S P ERA WHIP	IP WLS BF H R ER SO BB IBB HBP BLK WP HR S P ERA WHIP	IP WLS BF H R ER SO BB IBB HBP BLK WP HR S P ERA WHIP	IP WLS BF H R ER SO BB IBB HBP BLK WP HR S P ERA WHIP	IP WLS BF H R ER SO BB IBB HBP BLK WP HR S P ERA WHIP	IP WLS BF H R ER SO BB IBB HBP BLK WP HR S P ERA WHIP	IP WLS BF H R ER SO BB IBB HBP BLK WP HR S P ERA WHIP	IP WLS BF H R ER SO BB IBB HBP BLK WP HR S P ERA WHIP	IP WLS BF H R ER SO BB IBB HBP BLK WP HR S P ERA WHIP	
32 Roy Halladay, R ERA: 3.77 Valerio De Los Santos, L ERA: 4.76 Aquilino Lopez, R ERA: 10.8 Terry Adams, R ERA: 2.35 (1, 1) (7, 1) (7, 1) (8, 1)	6.0 L 28 9 3 3 7 0 1 0 1 0 0 64 107 4.50 1.500	0.1 3 1 1 1 1 0 1 0 0 0 0 5 13 27.00 3.000	0.2 4 1 0 0 0 0 1 0 0 0 0 5 11 0.00 1.500	2.0 6 0 0 0 3 0 0 0 0 0 0 14 23 0.00 0.000																				

Batter	1	2	3	4	5	6	7	8	9	AB	R	H	RBI	BB	SO	LOB	BOTTOM						
3 Reed Johnson, R OBP: 0.271, SLG: 0.340 (1, 9)											4	0	1	0	0	1	2	Boston Red Sox @ Toronto Blue Jays SkyDome, Toronto, ON Tue Apr 20 2004, 7:05 PM EDT Att: 26,010 - Dome - 68 F					
Frank Catalanotto, L OBP: 0.280, SLG: 0.396 (1, 7)											4	0	0	0	0	1	1						
10 Vernon Wells, R OBP: 0.322, SLG: 0.415 (1, 8)											3	0	0	0	1	0	1						
Carlos Delgado, L OBP: 0.304, SLG: 0.304 (1, 3)				 1B							4	0	2	0	0	1	1						
Josh Phelps, R OBP: 0.345, SLG: 0.431 (1, 10)				 1-2F		 3B					4	1	1	0	0	2	3						
Eric Hinske, L OBP: 0.304, SLG: 0.348 (1, 5)							 BB				3	1	0	0	1	0	1						
Kevin Cash, R OBP: 0.349, SLG: 0.513 (1, 2)							 1-2 3-H				3	0	0	1	0	2	1						
Orlando Hudson, S OBP: 0.260, SLG: 0.295 (1, 4)							 2-H				4	0	1	1	0	1	0						
Chris Woodward, R OBP: 0.263, SLG: 0.281 Greg Myers, L OBP: 0.250, SLG: 0.273 Chris Gomez, R OBP: 0.500, SLG: 0.333 (1, 6) (7, PH) (7, PR) (8, 6)								 1-2			2	0	0	0	0	0	0						
Inning Stats	R: 0 E: 0 K: 0 S: 8	H: 0 LOB: 0 BB: 0 P: 11	R: 0 E: 0 K: 2 S: 11	H: 1 LOB: 1 BB: 0 P: 14	R: 0 E: 0 K: 1 S: 9	H: 0 LOB: 0 BB: 0 P: 13	R: 0 E: 0 K: 0 S: 7	H: 1 LOB: 1 BB: 0 P: 11	R: 0 E: 0 K: 2 S: 7	H: 0 LOB: 0 BB: 0 P: 10	R: 0 E: 0 K: 0 S: 11	H: 1 LOB: 1 BB: 0 P: 15	R: 2 E: 1 K: 1 S: 14	H: 2 LOB: 2 BB: 2 P: 30	R: 0 E: 0 K: 2 S: 10	H: 0 LOB: 1 BB: 1 P: 15	R: 0 E: 0 K: 0 S: 7	H: 0 LOB: 0 BB: 0 P: 8	1B: 2 2B: 1 3B: 2 HR: 0	SF: 1 SAC: 0 DP: 0 HBP: 0	WP: 0 PB: 0 SB: 0 CS: 0	PA: 35	
PITCHER	IP WLS BF H R ER SO BB IBB HBP BLK WP HR S P ERA WHIP	IP WLS BF H R ER SO BB IBB HBP BLK WP HR S P ERA WHIP	IP WLS BF H R ER SO BB IBB HBP BLK WP HR S P ERA WHIP	IP WLS BF H R ER SO BB IBB HBP BLK WP HR S P ERA WHIP	IP WLS BF H R ER SO BB IBB HBP BLK WP HR S P ERA WHIP	IP WLS BF H R ER SO BB IBB HBP BLK WP HR S P ERA WHIP	IP WLS BF H R ER SO BB IBB HBP BLK WP HR S P ERA WHIP	IP WLS BF H R ER SO BB IBB HBP BLK WP HR S P ERA WHIP	IP WLS BF H R ER SO BB IBB HBP BLK WP HR S P ERA WHIP	IP WLS BF H R ER SO BB IBB HBP BLK WP HR S P ERA WHIP	IP WLS BF H R ER SO BB IBB HBP BLK WP HR S P ERA WHIP	IP WLS BF H R ER SO BB IBB HBP BLK WP HR S P ERA WHIP	IP WLS BF H R ER SO BB IBB HBP BLK WP HR S P ERA WHIP	IP WLS BF H R ER SO BB IBB HBP BLK WP HR S P ERA WHIP	IP WLS BF H R ER SO BB IBB HBP BLK WP HR S P ERA WHIP	IP WLS BF H R ER SO BB IBB HBP BLK WP HR S P ERA WHIP	IP WLS BF H R ER SO BB IBB HBP BLK WP HR S P ERA WHIP	IP WLS BF H R ER SO BB IBB HBP BLK WP HR S P ERA WHIP	IP WLS BF H R ER SO BB IBB HBP BLK WP HR S P ERA WHIP	IP WLS BF H R ER SO BB IBB HBP BLK WP HR S P ERA WHIP	IP WLS BF H R ER SO BB IBB HBP BLK WP HR S P ERA WHIP	IP WLS BF H R ER SO BB IBB HBP BLK WP HR S P ERA WHIP	
Pedro Martinez, R ERA: 3.86 Scott Williamson, R ERA: Keith Foulke, R ERA: 0.82 (1, 1) (8, 1) (9, 1)	7.0 W 28 10 4 0 2 1 0 0 0 0 10 15 0.00 1.000	1.0 H 4 0 0 0 2 1 0 0 0 0 7 8 0.00 0.000	1.0 S 3 0 0 0 0 0 0 0 0 0 0 0 0 0.00 0.000																				



Batter	1	2	3	4	5	6	7	8	9	AB R H RBI BB SO LOB	TOP								
Mark Bellhorn, S OBP: 0.455, SLG: 0.297	4-1 34 G4-6-3 BB		1-3 K		2-3 K		1-3 K		1-1 F8	4 0 0 0 1 3 2	Boston Red Sox @ Toronto Blue Jays SkyDome, Toronto, ON Wed Apr 21 2004, 7:05 PM EDT Att: 16,163 - Dome - 68 F								
Bill Mueller, S OBP: 0.338, SLG: 0.403	3-3 K		4-1 34 FC4-6 BB		0-1 L3		1-2 F7			3 0 0 0 1 1 1									
34 David Ortiz, L OBP: 0.361, SLG: 0.519	1-1 SAFE G4-6-3		2-0 FC4-6		3-1 P6			0-2 F9 WP 2B		4 1 1 0 0 0 3									
Manny Ramirez, R OBP: 0.413, SLG: 0.586		3-2 K	1-1 F7		2-2 BB 1B			3-2 F9		4 0 1 0 0 1 3									
Kevin Millar, R OBP: 0.300, SLG: 0.370 Cesar Crespo, S OBP: 0.143, SLG: 0.190		2-3 K		1-1 HR 1B		0-2 SAFE P4		2-3 K		4 1 1 0 0 2 1 0 0 0 0 0 0 0									
Ellis Burks, R OBP: 0.179, SLG: 0.231		2-1 1B		1-0 F9		1-1 P6		3-H 2-2 F9		4 0 1 0 0 0 2									
Gabe Kapler, R OBP: 0.267, SLG: 0.250		1-1 F8		1-1 P2		4-2 BB		1-1 F9		3 0 0 0 1 0 2									
Doug Mirabeli, R OBP: 0.600, SLG: 1.667			0-1 HR	1-1 SAFE HR		3-3 K		2-2 1B		4 2 3 3 0 1 2									
Pokey Reese, R OBP: 0.234, SLG: 0.205			2-1 34 FC4-6 S 1B		2-3 K		2-2 P4		1-0 F9	4 0 1 0 0 1 1									
Inning Stats	R: 0 E: 0 K: 1 S: 9	H: 0 LOB: 0 BB: 1 P: 17	R: 0 E: 0 K: 2 S: 14	H: 1 LOB: 1 BB: 0 P: 22	R: 1 E: 0 K: 1 S: 11	H: 2 LOB: 2 BB: 1 P: 21	R: 2 E: 0 K: 1 S: 10	H: 2 LOB: 0 BB: 0 P: 16	R: 0 E: 0 K: 1 S: 16	H: 1 LOB: 2 BB: 1 P: 26		R: 0 E: 0 K: 1 S: 9	H: 0 LOB: 0 BB: 0 P: 13	R: 1 E: 0 K: 0 S: 15	H: 1 LOB: 1 BB: 0 P: 22	R: 0 E: 0 K: 0 S: 8	H: 1 LOB: 1 BB: 0 P: 13	1B: 5 2B: 1 3B: 0 HR: 2	SF: 0 SAC: 0 DP: 1 HBP: 0
PITCHER	IP WLS BF H R ER SO BB IBB HBP BLK WP HR S P ERA WHIP											IP WLS BF H R ER SO BB IBB HBP BLK WP HR S P ERA WHIP							
Ted Lilly, L ERA: 6.19	(1, 1) 5.2 L 25 6 3 3 6 3 0 0 0 0 0 2 67 111 4.76 1.588																		
54 Jason Frasor, R ERA: 9.35	(6, 1) 1.1 4 0 0 0 2 0 0 0 0 0 0 0 13 20 0.00 0.000																		
Valerio De Los Santos, L ERA: 9.35	(8, 1) 0.0 1 1 1 1 0 0 0 0 0 0 0 0 3 3 ∞ ∞																		
Kerry Ligtenberg, R ERA: 2.7	(8, 1) 1.0 3 0 0 0 1 0 0 0 0 0 1 0 12 19 0.00 0.000																		
Justin Speier, R ERA: 3.52	(9, 1) 1.0 4 1 0 0 0 0 0 0 0 0 0 0 8 13 0.00 1.000																		

Batter	1	2	3	4	5	6	7	8	9	AB R H RBI BB SO LOB	BOTTOM								
Frank Catalanotto, L OBP: 0.296, SLG: 0.412	2-2 F7		4-2 G6-4-3 BB		1-2 10 PB 2B		3-3 K			3 0 1 1 1 1 0	Boston Red Sox @ Toronto Blue Jays SkyDome, Toronto, ON Wed Apr 21 2004, 7:05 PM EDT Att: 16,163 - Dome - 68 F								
Eric Hinske, L OBP: 0.288, SLG: 0.327 Dave Berg, R	1-3 K		2-2 G6-4-3		2-2 F8			0-0 F9		3 0 0 0 0 1 2 1 0 0 0 0 0 0									
10 Vernon Wells, R OBP: 0.302, SLG: 0.386	1-0 P6			2-1 P4	3-1 F8			0-1 P4		4 0 0 0 0 0 1									
Carlos Delgado, L OBP: 0.300, SLG: 0.286		0-1 L6		4-1 2B BB		0-1 G3		1-2 F7		3 1 0 0 1 0 0									
Josh Phelps, R OBP: 0.339, SLG: 0.418		0-0 G4-3		2-3 K		0-2 1B		0-3 K		4 0 1 0 0 2 1									
Greg Myers, L OBP: 0.313, SLG: 0.400		3-2 3 2B 1B		0-2 1-H 2B		1-3 K		3-2 P6		4 0 2 1 0 1 1									
3 Reed Johnson, R OBP: 0.274, SLG: 0.357 Howie Clark, L		0-1 2B		0-3 K		2-2 G4-3		2-1 F9		3 0 1 0 0 1 2 1 0 0 0 0 0 0									
Orlando Hudson, S OBP: 0.245, SLG: 0.277		0-1 F8			0-1 G3		2-2 G1-3			3 0 0 0 0 0 2									
Chris Gomez, R OBP: 0.455, SLG: 0.444			1-0 G5-3		2-2 PB 2B		3-2 P2			3 1 1 0 0 0 0									
Inning Stats	R: 0 E: 0 K: 1 S: 7	H: 0 LOB: 0 BB: 0 P: 11	R: 0 E: 0 K: 0 S: 11	H: 2 LOB: 2 BB: 0 P: 14	R: 0 E: 0 K: 0 S: 6	H: 0 LOB: 1 BB: 1 P: 13	R: 1 E: 0 K: 2 S: 13	H: 1 LOB: 1 BB: 1 P: 21	R: 1 E: 0 K: 0 S: 14	H: 2 LOB: 1 BB: 0 P: 22		R: 0 E: 0 K: 1 S: 11	H: 1 LOB: 0 BB: 0 P: 14	R: 0 E: 0 K: 0 S: 7	H: 0 LOB: 0 BB: 0 P: 8	R: 0 E: 0 K: 1 S: 11	H: 0 LOB: 0 BB: 0 P: 16	1B: 2 2B: 4 3B: 0 HR: 0	SF: 0 SAC: 0 DP: 1 HBP: 0
PITCHER	IP WLS BF H R ER SO BB IBB HBP BLK WP HR S P ERA WHIP											IP WLS BF H R ER SO BB IBB HBP BLK WP HR S P ERA WHIP							
49 Tim Wakefield, R ERA: 2.37	(1, 1) 6.2 W 27 6 2 2 4 2 0 0 0 0 0 0 69 107 2.70 1.200																		
Alan Embree, L ERA: 2.57	(7, 1) 1.1 H 4 0 0 0 1 0 0 0 0 0 0 0 11 15 0.00 0.000																		
Keith Foulke, R ERA: 0.75	(9, 1) 1.0 S 3 0 0 0 1 0 0 0 0 0 0 0 11 16 0.00 0.000																		



Batter	1	2	3	4	5	6	7	8	9	AB	R	H	RBI	BB	SO	LOB	TOP										
18 Johnny Damon, L (1, 8) OBP: 0.351, SLG: 0.346	G3-1	2B		F8				G3		4	0	1	0	1	0	1	Boston Red Sox @ Toronto Blue Jays SkyDome, Toronto, ON Thu Apr 22 2004, 7:05 PM EDT Att: 16,480 - Dome - 68 F										
Bill Mueller, S (1, 5) OBP: 0.342, SLG: 0.394	34 HR	G4-3		G4-3			K	34 WP	1B	4	1	1	0	1	1	4											
34 David Ortiz, L (1, 10) OBP: 0.364, SLG: 0.552	HR			G6-4-3	1B		F7	L9	K	4	2	1	2	1	1	3											
Manny Ramirez, R (1, 7) OBP: 0.456, SLG: 0.623	1B			G6-4-3	1B					3	0	3	0	2	0	0											
Kevin Millar, R (1, 3) OBP: 0.292, SLG: 0.356	FC5-4	1B		G6-4-3	1B		G6-3		P3	5	0	1	0	0	0	5											
Jason Varitek, S (1, 2) OBP: 0.500, SLG: 0.535	BB			WP	1B		F7		K	3	0	1	1	2	1	3											
Mark Bellhorn, S (1, 4) OBP: 0.417, SLG: 0.262	K			G4-3	1B		FC4-6		IBB	5	0	0	0	0	2	8											
Gabe Kapler, R (1, 9) OBP: 0.265, SLG: 0.250		G1-3			1B		G3-1	F9		4	0	1	0	0	0	2											
Cesar Crespo, S (1, 6) OBP: 0.160, SLG: 0.280	G4-3			K				G3-1		4	0	1	0	0	1	1											
Inning Stats	R: 2 E: 0 K: 1 S: 13	H: 2 LOB: 2 BB: 2 P: 27	R: 0 E: 0 K: 0 S: 8	H: 1 LOB: 1 BB: 0 P: 12	R: 1 E: 0 K: 0 S: 14	H: 2 LOB: 1 BB: 1 P: 24	R: 0 E: 0 K: 1 S: 9	H: 1 LOB: 2 BB: 1 P: 19	R: 0 E: 0 K: 1 S: 11	H: 1 LOB: 2 BB: 1 P: 22	R: 0 E: 0 K: 1 S: 10	H: 1 LOB: 2 BB: 1 P: 18	R: 0 E: 0 K: 1 S: 7	H: 1 LOB: 1 BB: 0 P: 13	R: 0 E: 0 K: 1 S: 14	H: 0 LOB: 1 BB: 1 P: 23	1B: 6 2B: 2 3B: 1 HR: 1	SF: 0 SAC: 0 DP: 1 HBP: 0	WP: 3 PB: 0 SB: 0 CS: 0	PA: 43							
PITCHER	IP	WLS	BF	H	R	ER	SO	BB	IBB	HBP	BLK	WP	HR	S	P	ERA	WHIP										
Miguel Batista, R (1, 1) ERA: 7.17	5.1	28	8	3	3	2	5	0	0	0	0	1	1	57	107	5.06	2.438										
54 Jason Frasor, R (6, 1) ERA: 2.25	0.2	2	0	0	0	1	0	0	0	0	0	0	0	7	11	0.00	0.000										
Kerry Ligtenberg, R (7, 1) ERA: 1.86	1.0	5	1	0	0	1	0	1	0	0	0	0	0	10	18	0.00	1.000										
Terry Adams, R (8, 1)	2.0	W	8	1	0	0	2	1	0	0	0	1	0	21	36	0.00	1.000										

Batter	1	2	3	4	5	6	7	8	9	AB	R	H	RBI	BB	SO	LOB	BOTTOM										
Howie Clark, L (1, 9) OBP: 0.667, SLG: 0.667	FC3-6		1B		K			1B		5	0	4	1	0	1	0	Boston Red Sox @ Toronto Blue Jays SkyDome, Toronto, ON Thu Apr 22 2004, 7:05 PM EDT Att: 16,480 - Dome - 68 F										
3 Reed Johnson, R (9, 9) OBP: 0.274, SLG: 0.357	1B		1B				1B	1B		0	0	0	0	0	0	0											
Frank Catalanotto, L (1, 7) OBP: 0.366, SLG: 0.411	FC3-6		1B				F8	G3-1		5	0	2	1	0	0	2											
10 Vernon Wells, R (1, 8) OBP: 0.284, SLG: 0.361	K		F8				G4-3	F8		4	0	0	0	0	1	4											
Carlos Delgado, L (1, 3) OBP: 0.313, SLG: 0.321	G3				G4-3		2B	BB	1B	4	1	2	0	0	0	1											
Josh Phelps, R (1, 10) OBP: 0.317, SLG: 0.390		P4			L9		F7	K		4	0	0	0	0	1	2											
Eric Hinske, L (1, 5) OBP: 0.302, SLG: 0.340	F9				FC6-4		K	BB	1B	4	1	2	0	0	1	0											
Kevin Cash, R (1, 2) OBP: 0.319, SLG: 0.465	F9				FC6-4		K	F3		4	0	0	0	0	1	3											
Orlando Hudson, S (1, 4) OBP: 0.281, SLG: 0.340					S		K	1B	HR	3	3	2	0	1	1	0											
Chris Gomez, R (1, 6) OBP: 0.467, SLG: 0.692					L5		G3-1	1B	HR	4	2	2	5	0	0	1											
Inning Stats	R: 0 E: 0 K: 1 S: 11	H: 1 LOB: 1 BB: 0 P: 15	R: 0 E: 0 K: 0 S: 6	H: 0 LOB: 0 BB: 0 P: 6	R: 1 E: 0 K: 0 S: 12	H: 3 LOB: 1 BB: 0 P: 18	R: 0 E: 0 K: 0 S: 9	H: 1 LOB: 1 BB: 0 P: 13	R: 0 E: 0 K: 2 S: 9	H: 0 LOB: 0 BB: 0 P: 15	R: 0 E: 0 K: 0 S: 13	H: 1 LOB: 1 BB: 0 P: 17	R: 2 E: 0 K: 2 S: 16	H: 4 LOB: 2 BB: 0 P: 20	R: 4 E: 0 K: 1 S: 18	H: 4 LOB: 1 BB: 1 P: 25	1B: 11 2B: 1 3B: 1 HR: 1	SF: 0 SAC: 0 DP: 0 HBP: 0	WP: 0 PB: 0 SB: 1 CS: 0	PA: 38							
PITCHER	IP	WLS	BF	H	R	ER	SO	BB	IBB	HBP	BLK	WP	HR	S	P	ERA	WHIP										
38 Curt Schilling, R (1, 1) ERA: 4.18	7.2	L	36	13	7	7	6	1	0	0	0	0	0	5	6	8.22	1.826										
Mark Malaska, L (8, 1) ERA:	0.1	2	1	0	0	0	0	0	0	0	0	0	0	5	6	0.00	3.000										

Batter	1	2	3	4	5	6	7	8	9	10	11	12	AB	R	H	RBI	BB	SO	LOB	TOP							
3 Reed Johnson, R OBP: 0.300, SLG: 0.344 Frank Catalanotto, L OBP: 0.313, SLG: 0.400	F9			G5-3		BB		BB		BB		10 WP BB	G6-3 SH1-4	2	0	0	0	3	0	2	1	0	1	1	1	0	0
Chris Gomez, R OBP: 0.409, SLG: 0.526 Orlando Hudson, S OBP: 0.279, SLG: 0.333	K		K		P5	F7		BB		F8		SH1-4	3	0	0	0	0	2	2	3	0	1	0	0	0	3	
10 Vernon Wells, R OBP: 0.269, SLG: 0.347	K		F7		P6			L9		F8		G6-3	7	0	0	0	0	2	6								
Carlos Delgado, L OBP: 0.347, SLG: 0.419		G6-3		BB 1B	HR			1B 1B		K		WP SH1-3 FC5-2 1B	6	2	4	1	1	1	0								
Josh Phelps, R OBP: 0.319, SLG: 0.373 Howie Clark, L OBP: 0.417, SLG: 0.364		K		1B 2B BB	G5-3			K		1B 1B		SH1-3	4	1	1	0	1	2	1	1	0	0	0	0	1	2	
Eric Hinske, L OBP: 0.315, SLG: 0.328				P6				G4-3		F8		WP IBB	4	0	1	0	2	0	3								
Kevin Cash, R OBP: 0.333, SLG: 0.500	L8			K				HR		K		FC5-2 FC6-4	6	1	2	1	0	2	7								
Dave Berg, R OBP: 0.083, SLG: 0.083			F9	2B 1B				F7		K		L4	6	0	1	1	0	1	4								
Chris Woodward, R OBP: 0.316, SLG: 0.378			3 BB BB	1-3 3H	2B			1B		K		F9	5	1	3	1	1	1	0								
Inning Stats	R: 0 E: 0 K: 2 S: 12	H: 0 LOB: 0 BB: 0 P: 19	R: 0 E: 0 K: 1 S: 6	H: 0 LOB: 1 BB: 1 P: 13	R: 0 E: 0 K: 1 S: 16	H: 0 LOB: 2 BB: 2 P: 28	R: 2 E: 0 K: 1 S: 20	H: 3 LOB: 1 BB: 1 P: 32	R: 1 E: 0 K: 0 S: 7	H: 1 LOB: 0 BB: 0 P: 9	R: 1 E: 0 K: 0 S: 12	H: 2 LOB: 2 BB: 1 P: 17	R: 0 E: 0 K: 3 S: 11	H: 1 LOB: 1 BB: 1 P: 20	R: 0 E: 0 K: 1 S: 12	H: 2 LOB: 2 BB: 1 P: 19	R: 0 E: 0 K: 0 S: 11	H: 0 LOB: 1 BB: 1 P: 19	R: 0 E: 0 K: 0 S: 5	H: 1 LOB: 2 BB: 1 P: 14	R: 1 E: 0 K: 1 S: 7	H: 2 LOB: 2 BB: 1 P: 14	1B: 10 2B: 2 3B: 0 HR: 2	SF: 0 SAC: 2 DP: 0 HBP: 0	WP: 2 PB: 0 SB: 0 CS: 0	PA: 59	
PITCHER	IP WLS BF H R ER SO BB IBB HBP BLK WP HR S P ERA WHIP	45 Erik Bedard, L ERA: 5.75	2.0 10 3 2 2 0 1 0 0 0 0 2 20 30 9.00 2.000	Rick Bauer, R ERA: 3.65	2.0 9 2 0 0 4 1 0 0 0 0 0 20 32 0.00 1.500	Rodriguez Lopez, R ERA: 1.0	1.1 7 3 0 0 2 0 0 0 0 0 0 17 26 0.00 2.250	B.J. Ryan, L ERA: 1.0	2.0 9 1 0 0 0 1 1 0 0 2 0 16 33 0.00 1.000	PITCHER	IP WLS BF H R ER SO BB IBB HBP BLK WP HR S P ERA WHIP	Mike DeJean, R ERA: 5.06	1.0 1 6 2 1 1 1 0 1 0 0 0 0 20 30 9.00 2.000														

Toronto Blue Jays @ Baltimore Orioles
 Oriole Park at Camden Yards, Baltimore, MD
 Sat Apr 24 2004, 4:35 PM EDT
 Att. 41,093 - Sunny - 77 F


AB 48
 R 5
 H 14
 RBI 5
 BB 9
 SO 12
 LOB 30



Batter	1	2	3	4	5	6	7	8	9	10	11	12	AB	R	H	RBI	BB	SO	LOB	BOTTOM						
1 Brian Roberts, S OBP: 0.325, SLG: 0.389	G6-3		L9	L6-4		G5-3			F9		G6-3		6	0	0	0	0	5								
6 Melvin Mora, R OBP: 0.408, SLG: 0.477	1B 1B		10 HR BB		1B 1B		K		G1-3		E2 10 DI		5	3	2	0	1	1								
10 Miguel Tejada, R OBP: 0.372, SLG: 0.479	F9		HR		F8		G3-1 2B		P3		L7		6	1	2	2	0	4								
Rafael Palmeiro, L OBP: 0.419, SLG: 0.483	1B 1B		G4-3		1B		G3-1 IBB			F8		F9	5	0	2	0	1	0								
Javy Lopez, R OBP: 0.467, SLG: 0.606	1B		L5		1B		G3-1		G6-3		F8		6	0	2	2	0	2								
31 Jay Gibbons, L OBP: 0.348, SLG: 0.441	F8			F7	G3		G3-1			BB		K	5	0	0	0	1	5								
David Segui, S OBP: 0.363, SLG: 0.426 B.J. Surhoff, L OBP: 0.412, SLG: 0.438		G4-3		BB 1B		K		G3-4-1		K			4	0	1	0	0	1								
Luis Matos, R OBP: 0.286, SLG: 0.200		K		L6-1 BB		G5-3		G3			6 G6-3 1B		4	0	1	0	1	0								
Larry Bigbie, L OBP: 0.294, SLG: 0.410		G3		1-2 2B		1B		G4-3			K		4	0	1	0	1	1								
Inning Stats	R: 1 E: 0 K: 0 S: 13	H: 3 LOB: 2 BB: 0 P: 20	R: 0 E: 0 K: 1 S: 9	H: 0 LOB: 0 BB: 0 P: 14	R: 2 E: 0 K: 0 S: 8	H: 1 LOB: 1 BB: 1 P: 17	R: 0 E: 0 K: 0 S: 14	H: 1 LOB: 2 BB: 2 P: 25	R: 1 E: 0 K: 0 S: 12	H: 3 LOB: 1 BB: 0 P: 17	R: 0 E: 0 K: 1 S: 7	H: 1 LOB: 1 BB: 0 P: 11	R: 0 E: 0 K: 0 S: 8	H: 1 LOB: 2 BB: 1 P: 17	R: 0 E: 0 K: 0 S: 9	H: 0 LOB: 0 BB: 0 P: 13	R: 0 E: 0 K: 1 S: 13	H: 0 LOB: 1 BB: 1 P: 21	R: 0 E: 1 K: 1 S: 11	H: 1 LOB: 2 BB: 0 P: 17	R: 0 E: 0 K: 1 S: 7	H: 0 LOB: 0 BB: 0 P: 11	1B: 9 2B: 2 3B: 0 HR: 1	SF: 0 SAC: 0 DP: 1 HBP: 0	WP: 0 PB: 0 SB: 0 CS: 0	PA: 51
PITCHER	IP WLS BF H R ER SO BB IBB HBP BLK WP HR S P ERA WHIP	Pat Hentgen, R ERA: 5.66	5.0 4 1 0 0 1 0 0 0 0 0 0 7 11 0.00 1.000	Valerio De Los Santos, L ERA: 5.4	0.2 4 1 0 0 0 0 0 0 0 0 0 7 16 0.00 1.500	54 Jason Frasor, R ERA: 1.94	1.1 4 0 0 0 0 0 0 0 0 0 0 13 19 0.00 0.000	Terry Adams, R ERA: 1.94	2.0 7 0 0 0 0 1 0 0 0 0 0 22 34 0.00 0.500	PITCHER	IP WLS BF H R ER SO BB IBB HBP BLK WP HR S P ERA WHIP	Kerry Ligtenberg, R ERA: 1.86	2.0 1 8 1 0 0 0 0 0 0 0 0 0 18 28 0.00 0.500													

Toronto Blue Jays @ Baltimore Orioles
 Oriole Park at Camden Yards, Baltimore, MD
 Sat Apr 24 2004, 4:35 PM EDT
 Att. 41,093 - Sunny - 77 F

AB 46
 R 4
 H 11
 RBI 4
 BB 5
 SO 6
 LOB 19



Batter	1	2	3	4	5	6	7	8	9	AB R H RBI BB SO LOB	TOP											
Howie Clark, L (1, 9) OBP: 0.400, SLG: 0.474 3 Reed Johnson, R (8, 9) OBP: 0.324, SLG: 0.359	0-2 1B		0-0 2B		1-1 G5-3		0-0 P6		0-1 1B	4 1 2 1 0 0 1 1 0 1 0 0 0 0	Toronto Blue Jays @ Minnesota Twins Hubert H. Humphrey Metrodome, Minneapolis, MN Mon Apr 26 2004, 8:10 PM EDT Att: 13,859 - Unknown - 70 F AB 39 R 6 H 14 RBI 6 BB 1 SO 4 LOB 19											
Frank Catalanotto, L (1, 7) OBP: 0.333, SLG: 0.412	3-2 F8		1-2 10 G6-3 2B			0-1 2B	2-1 F7		2-3 1B	5 1 2 1 0 1 3												
10 Vernon Wells, R (1, 8) OBP: 0.281, SLG: 0.341	2-3 K		1-0 G6-3			0-2 F8		0-0 G5-3 1B	0-0 E5	5 1 1 0 0 1 4												
Carlos Delgado, L (1, 3) OBP: 0.365, SLG: 0.443	1-0 P6		1-0 F7			0-2 2B		0-1 L6	3-2 G4-3	5 1 1 0 0 0 5												
Josh Phelps, R (1, 10) OBP: 0.341, SLG: 0.387		0-3 K		1-0 L5		1-2 2B		0-0 G5-3		4 0 1 2 0 1 1												
Eric Hinske, L (1, 5) OBP: 0.325, SLG: 0.357	1-2 G3			1-2 G4-6-3 1B		2-H 3-H G5-3		0-1 BB 2B		4 1 2 1 0 0 1												
Greg Myers, L (1, 2) OBP: 0.300, SLG: 0.333 Kevin Cash, R (8, 2) OBP: 0.317, SLG: 0.456	1-2 G6-3			0-0 G4-6-3 1-2		0-0 G6-3		4-2 BB		3 0 0 0 1 0 2 0 0 0 0 0 0 0												
Orlando Hudson, S (1, 4) OBP: 0.314, SLG: 0.387			1-0 G4-3 2B		0-1 CS 1B		2-3 K	3-2 BB		4 1 3 1 0 1 0												
Chris Woodward, R (1, 6) OBP: 0.358, SLG: 0.500			2-1 G4-3		3-2 F9		2-2 1B		1-1 F9	4 0 1 0 0 0 2												
Inning Stats	R: 0 H: 1 E: 0 K: 1 S: 13	H: 1 LOB: 1 BB: 0 P: 19	R: 0 H: 0 E: 0 K: 1 S: 9	H: 0 LOB: 0 BB: 0 P: 11	R: 2 H: 3 E: 0 K: 0 S: 11	H: 3 LOB: 1 BB: 0 P: 17	R: 0 H: 1 E: 0 K: 0 S: 5	H: 1 LOB: 0 BB: 0 P: 7	R: 0 H: 1 E: 0 K: 0 S: 7	H: 1 LOB: 0 BB: 0 P: 11		R: 2 H: 3 E: 0 K: 0 S: 15	H: 3 LOB: 1 BB: 0 P: 18	R: 0 H: 1 E: 0 K: 1 S: 9	H: 1 LOB: 1 BB: 0 P: 15	R: 2 H: 3 E: 0 K: 0 S: 11	H: 3 LOB: 2 BB: 1 P: 18	R: 0 H: 1 E: 1 K: 1 S: 12	H: 1 LOB: 2 BB: 2 P: 18	1B: 8 2B: 6 3B: 0 HR: 0	SF: 0 SAC: 0 DP: 1 HBP: 0	WP: 0 PB: 0 SB: 0 CS: 1
PITCHER	IP WLS BF H R ER SO BB IBB HBP BLK WP HR S P ERA WHIP																					
Brad Radke, R (1, 1) ERA: 5.48	7.0 L 29 10 4 4 3 0 0 0 0 0 0 0 69 98 5.14 1.429																					
Aaron Fultz, L (8, 1) ERA: 2.53	1.0 6 3 2 2 0 1 0 0 0 0 0 0 11 18 18.00 4.000																					
Terry Mulholland, L (8, 1) ERA: 1.59	1.0 5 1 0 0 1 0 0 0 0 0 0 0 12 18 0.00 1.000																					

Batter	1	2	3	4	5	6	7	8	9	AB R H RBI BB SO LOB	BOTTOM									
Shannon Stewart, R (1, 7) OBP: 0.418, SLG: 0.419	1-2 G5-3			3-3 K		2-2 G3			4-1 BB	3 0 0 0 1 1 0	Toronto Blue Jays @ Minnesota Twins Hubert H. Humphrey Metrodome, Minneapolis, MN Mon Apr 26 2004, 8:10 PM EDT Att: 13,859 - Unknown - 70 F AB 28 R 1 H 2 RBI 1 BB 2 SO 8 LOB 5									
Cristian Guzman, S (1, 6) OBP: 0.286, SLG: 0.338	0-1 G4-6-3 1B			0-1 L5			3-2 F9		3-1 F8	4 0 1 0 0 0 1										
Doug Mientkiewicz, L (1, 3) OBP: 0.360, SLG: 0.412	0-1 G4-6-3 1-2			2-1 G3-1			2-3 K		3-1 P6	4 0 0 0 0 1 2										
Torii Hunter, R (1, 10) OBP: 0.278, SLG: 0.500		1-3 K			1-1 G4-3		0-3 K			3 0 0 0 0 2 0										
Jacque Jones, L (1, 9) OBP: 0.367, SLG: 0.534		1-2 L8			3-1 G4-3			2-2 F7		3 0 0 0 0 0 0										
20 Lew Ford, R (1, 8) OBP: 0.448, SLG: 0.686		2-1 F7				2-2 F9		4-0 BB		2 0 0 0 1 0 0										
5 Michael Cuddyer, R (1, 5) OBP: 0.273, SLG: 0.357			2-2 L5			0-0 HR		1-3 K		3 1 1 1 0 1 1										
Henry Blanco, R (1, 2) OBP: 0.390, SLG: 0.569			0-3 K			1-0 P6		3-3 K		3 0 0 0 0 2 1										
Luis Rivas, R (1, 4) OBP: 0.222, SLG: 0.328			0-3 K			0-1 G4-3			1-1 L5	3 0 0 0 0 1 0										
Inning Stats	R: 0 H: 1 E: 0 K: 0 S: 9	H: 1 LOB: 0 BB: 0 P: 10	R: 0 H: 0 E: 0 K: 1 S: 9	H: 0 LOB: 0 BB: 0 P: 13	R: 0 H: 0 E: 0 K: 2 S: 9	H: 0 LOB: 0 BB: 0 P: 11	R: 0 H: 0 E: 0 K: 1 S: 9	H: 0 LOB: 0 BB: 0 P: 14	R: 1 H: 1 E: 0 K: 0 S: 7	H: 1 LOB: 0 BB: 0 P: 10		R: 0 H: 0 E: 0 K: 2 S: 9	H: 0 LOB: 0 BB: 0 P: 14	R: 0 H: 0 E: 0 K: 2 S: 10	H: 0 LOB: 1 BB: 1 P: 20	R: 0 H: 0 E: 0 K: 0 S: 7	H: 0 LOB: 1 BB: 1 P: 18	1B: 1 2B: 0 3B: 0 HR: 1	SF: 0 SAC: 0 DP: 1 HBP: 0	WP: 0 PB: 0 SB: 0 CS: 0
PITCHER	IP WLS BF H R ER SO BB IBB HBP BLK WP HR S P ERA WHIP																			
Ted Lilly, L (1, 1) ERA: 4.32	9.0 W 30 2 1 1 8 2 0 0 0 0 0 1 78 125 1.00 0.444																			

Batter	1	2	3	4	5	6	7	8	9	AB	R	H	RBI	BB	SO	LOB	TOP								
3 Reed Johnson, R OBP: 0.342, SLG: 0.377 (1, 9)										5	1	3	2	0	0	1	Toronto Blue Jays @ Minnesota Twins Hubert H. Humphrey Metrodome, Minneapolis, MN Tue Apr 27 2004, 8:10 PM EDT Att: 14,029 - Unknown - 70 F AB 35 R 4 H 9 RBI 3 BB 2 SO 10 LOB 18								
Chris Gomez, R OBP: 0.454, SLG: 0.522 (1, 5)										3	1	1	0	2	1	3									
10 Vernon Wells, R OBP: 0.269, SLG: 0.326 (1, 8)										4	0	0	0	0	2	5									
Carlos Delgado, L OBP: 0.371, SLG: 0.473 (1, 3)										4	0	2	1	0	0	1									
Josh Phelps, R OBP: 0.326, SLG: 0.367 (1, 10)										4	0	0	0	0	3	2									
Dave Berg, R OBP: 0.067, SLG: 0.067 (8, PH)										3	0	0	0	0	2	2									
Frank Catalanotto, L OBP: 0.329, SLG: 0.456 (8, 7)										1	0	0	0	0	0	0									
Kevin Cash, R OBP: 0.328, SLG: 0.450 (1, 2)										3	2	1	0	0	1	0									
Orlando Hudson, S OBP: 0.324, SLG: 0.394 (1, 4)										4	0	2	0	0	0	0									
Chris Woodward, R OBP: 0.333, SLG: 0.460 (1, 6)										4	0	0	0	0	1	4									
Inning Stats	R: 2 E: 1 K: 1 S: 13	H: 3 LOB: 1 BB: 0 P: 19	R: 1 E: 1 K: 0 S: 11	H: 1 LOB: 2 BB: 1 P: 20	R: 0 E: 0 K: 1 S: 6	H: 0 LOB: 0 BB: 0 P: 9	R: 1 E: 0 K: 0 S: 8	H: 3 LOB: 1 BB: 0 P: 15	R: 0 E: 0 K: 3 S: 13	H: 1 LOB: 1 BB: 0 P: 16	R: 0 E: 0 K: 2 S: 9	H: 0 LOB: 0 BB: 0 P: 14	R: 0 E: 0 K: 1 S: 9	H: 0 LOB: 1 BB: 1 P: 15	R: 0 E: 0 K: 1 S: 10	H: 0 LOB: 0 BB: 0 P: 13	R: 0 E: 0 K: 1 S: 11	H: 1 LOB: 1 BB: 0 P: 18	1B: 7 2B: 2 3B: 0 HR: 0	SF: 0 SAC: 0 DP: 2 HBP: 1	WP: 0 PB: 0 SB: 0 CS: 0	PA: 38			
PITCHER	IP	WLS	BF	H	R	ER	SO	BB	IBB	HBP	BLK	WP	HR	S	P	ERA	WHIP								
Johan Santana, L ERA: 5.4 (1, 1)	7.0		31	8	4	3	8	2	0	1	0	0	0	69	108	3.86	1.429								
Juan Rincon, R ERA: 2.31 (8, 1)	2.0	W	7	1	0	0	2	0	0	0	0	0	0	21	31	0.00	0.500								

Batter	1	2	3	4	5	6	7	8	9	AB	R	H	RBI	BB	SO	LOB	BOTTOM								
Shannon Stewart, R OBP: 0.417, SLG: 0.409 (1, 7)										4	1	1	0	1	0	0	Toronto Blue Jays @ Minnesota Twins Hubert H. Humphrey Metrodome, Minneapolis, MN Tue Apr 27 2004, 8:10 PM EDT Att: 14,029 - Unknown - 70 F AB 36 R 7 H 11 RBI 7 BB 5 SO 4 LOB 22								
Doug Mientkiewicz, L OBP: 0.376, SLG: 0.425 (1, 3)										5	1	3	0	0	1	2									
Corey Koskie, L OBP: 0.366, SLG: 0.526 (1, 5)										4	1	0	0	1	1	6									
Torii Hunter, R OBP: 0.304, SLG: 0.478 (1, 8)										5	1	2	2	0	0	3									
Jacque Jones, L OBP: 0.369, SLG: 0.564 (1, 9)										5	2	2	3	0	0	2									
20 Lew Ford, R OBP: 0.488, SLG: 0.727 (1, 10)										4	0	3	2	0	0	0									
Henry Blanco, R OBP: 0.381, SLG: 0.537 (1, 2)										3	0	0	0	1	1	2									
Cristian Guzman, S OBP: 0.274, SLG: 0.324 (8, PH)										3	0	0	0	0	0	3									
Jose Offerman, S OBP: 0.394, SLG: 0.509 (9, 4)										0	0	0	0	1	0	0									
Luis Rivas, R OBP: 0.227, SLG: 0.317 (1, 4)										2	1	0	0	1	1	2									
Michael Ryan, L OBP: 0.409, SLG: 0.500 (8, PH)										1	0	0	0	0	0	2									
8 Nick Punto, S OBP: 0.389, SLG: 0.290 (9, 6)										0	0	0	0	0	0	0									
Inning Stats	R: 0 E: 0 K: 1 S: 14	H: 1 LOB: 1 BB: 0 P: 19	R: 0 E: 0 K: 1 S: 10	H: 1 LOB: 2 BB: 1 P: 15	R: 0 E: 0 K: 0 S: 7	H: 1 LOB: 1 BB: 0 P: 12	R: 0 E: 0 K: 0 S: 9	H: 1 LOB: 1 BB: 0 P: 15	R: 1 E: 0 K: 1 S: 7	H: 1 LOB: 2 BB: 2 P: 16	R: 0 E: 0 K: 0 S: 8	H: 0 LOB: 0 BB: 0 P: 12	R: 0 E: 0 K: 0 S: 6	H: 0 LOB: 0 BB: 0 P: 11	R: 2 E: 0 K: 1 S: 15	H: 2 LOB: 2 BB: 2 P: 30	R: 4 E: 0 K: 0 S: 11	H: 4 LOB: 0 BB: 0 P: 14	1B: 8 2B: 2 3B: 0 HR: 1	SF: 0 SAC: 0 DP: 0 HBP: 0	WP: 0 PB: 0 SB: 1 CS: 0	PA: 41			
PITCHER	IP	WLS	BF	H	R	ER	SO	BB	IBB	HBP	BLK	WP	HR	S	P	ERA	WHIP								
Miguel Batista, R ERA: 6.04 (1, 1)	7.0		30	5	2	2	3	4	0	0	0	0	0	61	104	2.57	1.286								
Kerry Ligtenberg, R ERA: 2.61 (8, 1)	0.2	H	5	2	1	1	1	1	0	0	0	0	0	14	24	13.50	4.500								
Justin Speier, R ERA: 6.1 (8, 1)	0.2	L	6	4	4	4	0	0	0	0	0	0	1	12	16	54.00	6.000								

Batter	1	2	3	4	5	6	7	8	9	AB	R	H	RBI	BB	SO	LOB	TOP					
Howie Clark, L OBP: 0.357, SLG: 0.444 (1, 9)	F8		G6-3		G4-3		K		F7	5	0	0	0	0	1	2	Toronto Blue Jays @ Chicago White Sox U.S. Cellular Field, Chicago, IL Thu Apr 29 2004, 8:05 PM EDT Att: 11,210 - Unknown - 69 F					
Frank Catalanotto, L OBP: 0.333, SLG: 0.367 3 Reed Johnson, R OBP: 0.337, SLG: 0.370 (1, 7)	G6-3				F8				K	3	0	1	0	0	0	0						
10 Vernon Wells, R OBP: 0.265, SLG: 0.316 (1, 8)	F9		P4				K		K	4	0	0	0	0	2	3						
Carlos Delgado, L OBP: 0.367, SLG: 0.494 (1, 3)			F9						G3	4	2	2	1	0	0	3						
Josh Phelps, R OBP: 0.337, SLG: 0.353 (1, 10)					P3				K	2	1	0	0	2	1	0						
Eric Hinske, L OBP: 0.330, SLG: 0.351 (1, 5)					G4-3				L5	4	0	1	1	0	1	1						
9 Gregg Zaun, S OBP: 0.250, SLG: 1.000 (1, 2)									F9	4	1	1	1	0	0	3						
Orlando Hudson, S OBP: 0.341, SLG: 0.403 (1, 4)					G1-3					3	0	1	1	0	0	2						
Chris Woodward, R OBP: 0.369, SLG: 0.517 (1, 6)									FC4-6	4	0	1	0	0	1	2						
Inning Stats	R: 0 E: 0 K: 0 S: 5	H: 0 LOB: 0 BB: 0 P: 6	R: 2 E: 0 K: 2 S: 19	H: 2 LOB: 1 BB: 1 P: 31	R: 0 E: 0 K: 0 S: 12	H: 1 LOB: 0 BB: 0 P: 16	R: 1 E: 0 K: 0 S: 9	H: 1 LOB: 0 BB: 0 P: 13	R: 0 E: 0 K: 0 S: 6	H: 0 LOB: 0 BB: 0 P: 7	R: 1 E: 0 K: 1 S: 19	H: 2 LOB: 2 BB: 0 P: 29	R: 0 E: 0 K: 1 S: 13	H: 2 LOB: 2 BB: 0 P: 19	R: 0 E: 0 K: 1 S: 8	H: 0 LOB: 0 BB: 0 P: 12	R: 0 E: 0 K: 1 S: 9	H: 0 LOB: 1 BB: 0 P: 15	1B: 4 2B: 2 3B: 0 HR: 2	SF: 0 SAC: 0 DP: 0 HBP: 1	WP: 0 PB: 0 SB: 0 CS: 0	PA: 38
PITCHER	IP	WLS	BF	H	R	ER	SO	BB	IBB	HBP	BLK	WP	HR	S	P	ERA	WHIP					
Esteban Loaiza, R ERA: 3.71 (1, 1)	6.0	W	27	7	4	4	3	2	0	0	0	0	2	74	107	6.00	1.500					
Neal Cotts, L ERA: 0.9 (7, 1)	2.0	H	7	1	0	0	3	0	0	0	0	0	0	17	26	0.00	0.500					
Billy Koch, R ERA: 4.82 (9, 1)	1.0	S	4	0	0	0	1	0	0	1	0	0	0	9	15	0.00	0.000					



Batter	1	2	3	4	5	6	7	8	9	AB	R	H	RBI	BB	SO	LOB	BOTTOM					
Willie Harris, L OBP: 0.299, SLG: 0.324 (1, 4)	G4-3		G4-3							4	0	2	1	0	0	0	Toronto Blue Jays @ Chicago White Sox U.S. Cellular Field, Chicago, IL Thu Apr 29 2004, 8:05 PM EDT Att: 11,210 - Unknown - 69 F					
5 Juan Uribe, R OBP: 0.436, SLG: 0.590 (1, 6)					F8					4	1	2	1	0	1	2						
Magglio Ordonez, R OBP: 0.352, SLG: 0.602 (1, 9)										4	1	1	1	0	0	3						
Frank Thomas, R OBP: 0.494, SLG: 0.571 (1, 10)										2	1	2	1	2	0	0						
Carlos Lee, R OBP: 0.341, SLG: 0.475 (1, 7)										3	1	0	0	1	0	3						
14 Paul Konerko, R OBP: 0.372, SLG: 0.545 (1, 3)										4	1	2	0	0	2	1						
32 Kelly Dransfeldt, R OBP: 0.444, SLG: 0.444 (1, 5)										4	0	2	1	0	0	1						
Timo Perez, L OBP: 0.267, SLG: 0.250 Aaron Rowand, R OBP: 0.238, SLG: 0.453 (1, 8)										2	0	0	0	0	0	2						
Miguel Olivo, R OBP: 0.348, SLG: 0.463 (1, 2)										2	1	0	1	0	1	2						
Inning Stats	R: 1 E: 0 K: 0 S: 15	H: 2 LOB: 1 BB: 0 P: 26	R: 0 E: 0 K: 0 S: 9	H: 1 LOB: 0 BB: 0 P: 13	R: 0 E: 0 K: 0 S: 6	H: 0 LOB: 0 BB: 0 P: 8	R: 0 E: 0 K: 1 S: 12	H: 0 LOB: 0 BB: 1 P: 20	R: 0 E: 0 K: 1 S: 13	H: 2 LOB: 2 BB: 0 P: 20	R: 5 E: 0 K: 0 S: 24	H: 6 LOB: 2 BB: 1 P: 39	R: 0 E: 0 K: 1 S: 7	H: 0 LOB: 1 BB: 1 P: 14	R: 0 E: 0 K: 1 S: 8	H: 0 LOB: 0 BB: 0 P: 12	R: 0 E: 0 K: 1 S: 9	H: 0 LOB: 0 BB: 0 P: 15	1B: 8 2B: 3 3B: 0 HR: 1	SF: 0 SAC: 1 DP: 2 HBP: 0	WP: 1 PB: 0 SB: 0 CS: 1	PA: 36
PITCHER	IP	WLS	BF	H	R	ER	SO	BB	IBB	HBP	BLK	WP	HR	S	P	ERA	WHIP					
Pat Hentgen, R ERA: 5.6 (1, 1)	5.0		23	7	4	4	2	2	0	0	0	0	0	4	6							
Michael Nakamura, R ERA: 9.0 (6, 1)	0.0	L	2	2	0	0	0	0	0	0	0	0	0	3	4	0.00	0.000					
Valerio De Los Santos, L ERA: 5.14 (6, 1)	0.1	B	1	0	0	0	0	0	0	0	0	0	0	7	12	27.00	3.000					
54 Jason Frasor, R ERA: 2.45 (7, 1)	2.0		6	0	0	0	2	1	0	0	0	0	0	15	26	0.00	0.500					




Batter	1	2	3	4	5	6	7	8	9	10	AB	R	H	RBI	BB	SO	LOB	TOP			
3 Reed Johnson, R (1.9) OBP: 0.322, SLG: 0.351 Howie Clark, L (10, PH) OBP: 0.345, SLG: 0.429 (10, 9)	B2-3		K		G1-3		G5-3			P2	4	0	0	0	0	1	0				
Chris Woodward, R (1.6) OBP: 0.371, SLG: 0.532	3B		K		10 1B HBP		K			F9	4	1	1	0	0	2	0				
10 Vernon Wells, R (1.8) OBP: 0.262, SLG: 0.310	K		G6-3		G6-3		L5			K2-3	5	0	1	0	0	2	1				
Carlos Delgado, L (1.3) OBP: 0.362, SLG: 0.535	G6-3		G5-3		G5-3		HR				3	1	2	2	1	0	1				
Josh Phelps, R (1.10) OBP: 0.333, SLG: 0.348			F8		F8		1B				4	0	1	0	0	1	3				
Eric Hinske, L (1.5) OBP: 0.326, SLG: 0.346	F9		G5-3		F8		G5-4-3				4	0	1	0	0	0	1				
Kevin Cash, R (1.2) OBP: 0.320, SLG: 0.441	2B		G5-3		G5-3		L4				4	1	1	0	0	1	2				
Orlando Hudson, S (1.4) OBP: 0.337, SLG: 0.408	1B		K		K		F9				4	0	1	1	0	2	2				
Dave Berg, R (1.7) OBP: 0.056, SLG: 0.056 Frank Catalanotto, L (8.7) OBP: 0.326, SLG: 0.362	P6		G3-1		G3-1		G6-3				3	0	0	0	0	1	1				
Inning Stats	R: 0 E: 0 K: 1 S: 11	H: 1 LOB: 1 P: 18	R: 1 E: 0 K: 0 S: 11	H: 2 LOB: 1 BB: 0 P: 18	R: 0 E: 0 K: 2 S: 8	H: 0 LOB: 0 BB: 0 P: 9	R: 0 E: 0 K: 1 S: 16	H: 1 LOB: 2 BB: 1 P: 27	R: 1 E: 0 K: 1 S: 12	H: 2 LOB: 2 BB: 0 P: 18	R: 0 E: 0 K: 2 S: 7	H: 0 LOB: 0 BB: 0 P: 15	R: 0 E: 0 K: 0 S: 11	H: 0 LOB: 0 BB: 0 P: 13	R: 0 E: 0 K: 0 S: 6	H: 0 LOB: 0 BB: 0 P: 9	R: 0 E: 0 K: 1 S: 9	H: 0 LOB: 0 BB: 0 P: 13	1B: 5 2B: 1 3B: 1 HR: 1	SF: 0 SAC: 0 DP: 1 HBP: 1	WP: 0 PA: 39 PB: 0 SB: 0 CS: 0
PITCHER	IP	WLS	BF	H	R	ER	SO	BB	IBB	HBP	BLK	WP	HR	S	P	ERA	WHIP				
56 Mark Buehrle, L (1.1) ERA: 5.35	6.2		28	6	2	2	8	1	0	0	0	0	0	7	10	2.70	1.050				
Cliff Politte, R (7.1) ERA: 4.7	0.2	H	2	0	0	0	1	0	0	0	0	0	0	7	10	0.00	0.000				
Damasso Marte, L (8.1) ERA: 3.86	1.2	B	6	2	1	1	0	0	0	0	0	0	1	13	17	5.40	1.200				
Shingo Takatsu, R (10.1) ERA: 3.38	1.0	W	3	0	0	0	1	0	0	0	0	0	0	9	13	0.00	0.000				

Toronto Blue Jays @ Chicago White Sox
U.S. Cellular Field, Chicago, IL
Sat May 01 2004, 4:05 PM EDT
Overcast - 45 F

livebaseballscorecards.com

AB 37
R 3
H 8
RBI 3
BB 1
SO 10
LOB 11




Batter	1	2	3	4	5	6	7	8	9	10	AB	R	H	RBI	BB	SO	LOB	BOTTOM			
Willie Harris, L (1.4) OBP: 0.309, SLG: 0.315	B4		SH2-3		5 1B BB		K				2	0	0	1	2	1	0				
5 Juan Uribe, R (1.6) OBP: 0.451, SLG: 0.606	G6-4-3		K		BB		BB			BB	5	0	3	0	0	1	2				
Magglio Ordonez, R (1.9) OBP: 0.354, SLG: 0.586	G6-4-3		G4-3		G4-3		G6-3			SH5-4	4	1	1	0	1	0	2				
Frank Thomas, R (1.10) OBP: 0.488, SLG: 0.542	G5-3		G5-3		G6-3		14 FC5-4 IBB			SH5-4	3	0	0	0	2	0	3				
Ross Gload, L (1.7) OBP: 0.321, SLG: 0.320	G6-3		G4-3		G4-3		P6			SH5-4	4	0	0	0	0	1	2				
14 Paul Konerko, R (1.3) OBP: 0.385, SLG: 0.532	BB		G4-3		G4-3		G4-3			IBB	2	1	0	0	3	0	2				
24 Joe Crede, R (1.5) OBP: 0.291, SLG: 0.410	K		24 HR BB		G5-3		G5-3			SH1-4	4	1	2	3	0	1	1				
Timo Perez, L (1.8) OBP: 0.273, SLG: 0.290	SH1-3		SH2-3		G6-3		G3			SH1-4	3	1	1	0	0	0	0				
Sandy Alomar Jr., R (1.2) OBP: 0.242, SLG: 0.387	SH1-3		SH1-3		P3		G6-3			G6-3	3	0	0	0	0	0	1				
Inning Stats	R: 0 E: 0 K: 0 S: 7	H: 1 LOB: 0 BB: 0 P: 11	R: 0 E: 0 K: 1 S: 11	H: 0 LOB: 1 BB: 1 P: 19	R: 1 E: 0 K: 1 S: 9	H: 1 LOB: 0 BB: 0 P: 14	R: 0 E: 0 K: 0 S: 4	H: 0 LOB: 0 BB: 0 P: 5	R: 2 E: 0 K: 0 S: 21	H: 2 LOB: 3 BB: 3 P: 40	R: 0 E: 0 K: 1 S: 8	H: 0 LOB: 0 BB: 0 P: 8	R: 0 E: 0 K: 1 S: 9	H: 1 LOB: 2 BB: 1 P: 18	R: 0 E: 0 K: 0 S: 9	H: 1 LOB: 2 BB: 1 P: 17	R: 1 E: 0 K: 0 S: 14	H: 1 LOB: 2 BB: 2 P: 25	1B: 4 2B: 2 3B: 0 HR: 1	SF: 1 SAC: 4 DP: 1 HBP: 0	WP: 0 PA: 43 PB: 0 SB: 0 CS: 0
PITCHER	IP	WLS	BF	H	R	ER	SO	BB	IBB	HBP	BLK	WP	HR	S	P	ERA	WHIP				
32 Roy Halladay, R (1.1) ERA: 3.59	7.0		3	3	3	3	3	4	0	0	0	0	0	4	11	0.00	3.000				
Kerry Ligtenberg, R (8.1) ERA: 5.93	0.1		3	1	0	0	0	0	0	0	0	0	0	4	11	0.00	3.000				
Terry Adams, R (8.1) ERA: 2.7	1.2	L	7	1	0	0	1	1	0	0	0	0	0	14	24	0.00	1.200				
Justin Speier, R (10.1) ERA: 5.54	0.2	L	5	1	1	1	0	1	1	0	0	0	0	14	25	13.50	3.000				

Toronto Blue Jays @ Chicago White Sox
U.S. Cellular Field, Chicago, IL
Sat May 01 2004, 4:05 PM EDT
Overcast - 45 F

livebaseballscorecards.com

AB 30
R 4
H 7
RBI 4
BB 8
SO 4
LOB 13



Batter	1	2	3	4	5	6	7	8	9	AB	R	H	RBI	BB	SO	LOB	TOP										
Howie Clark, L (1, 9) OBP: 0.324, SLG: 0.375 3 Reed Johnson, R (7, 9) OBP: 0.318, SLG: 0.346	F7	P4		1B 1B BB	G4-3		K	P2		4	1	0	0	1	1	1	Toronto Blue Jays @ Chicago White Sox U.S. Cellular Field, Chicago, IL Sat May 01 2004, 4:10 PM EDT Att: 22,072 - Overcast - 45 F										
Frank Catalanotto, L (1, 7) OBP: 0.374, SLG: 0.439	1B	1B		1B 1B FC5	1B		1B	1B		6	2	6	2	0	0	0											
10 Vernon Wells, R (1, 8) OBP: 0.292, SLG: 0.320	1B	1B		1B 1B FC5	1B		1B 1B SF8	K		3	1	2	1	3	1	1											
Carlos Delgado, L (1, 3) OBP: 0.380, SLG: 0.516	F7	K		1B 1B FC5	F7		1B 1B 9 1B	G4-3		5	1	1	1	1	1	6											
Josh Phelps, R (1, 10) OBP: 0.333, SLG: 0.347	F9			1B 1B FC4-6	FC5		G4-3	1B		6	0	2	1	0	0	4											
Eric Hinske, L (1, 5) OBP: 0.327, SLG: 0.376		HR		1B 1B FC4-6	K		BB CS	SF8		4	1	1	2	1	2	3											
9 Gregg Zaun, S (1, 2) OBP: 0.444, SLG: 0.889		1B		1B 1B K	G6-3		2B	1B		5	1	3	1	0	1	3											
Orlando Hudson, S (1, 4) OBP: 0.341, SLG: 0.438		HR		1B 1B F8	K		BB	L4		4	1	1	2	1	1	3											
Chris Woodward, R (1, 6) OBP: 0.384, SLG: 0.538 Chris Gomez, R (5, 6) OBP: 0.433, SLG: 0.480	F9			1B 1B BB	G4-3		F7	P6		3	2	2	0	0	0	0											
Inning Stats	R: 0 E: 0 K: 0 S: 10	H: 1 LOB: 2 BB: 1 P: 17	R: 3 E: 0 K: 1 S: 19	H: 4 LOB: 2 BB: 1 P: 31	R: 0 E: 0 K: 1 S: 10	H: 1 LOB: 1 BB: 0 P: 15	R: 3 E: 0 K: 1 S: 16	H: 3 LOB: 2 BB: 2 P: 30	R: 1 E: 0 K: 0 S: 14	H: 3 LOB: 2 BB: 0 P: 20	R: 0 E: 0 K: 0 S: 12	H: 1 LOB: 2 BB: 2 P: 22	R: 3 E: 0 K: 1 S: 20	H: 4 LOB: 1 BB: 1 P: 30	R: 0 E: 0 K: 1 S: 9	H: 1 LOB: 1 BB: 0 P: 12	R: 0 E: 0 K: 1 S: 8	H: 0 LOB: 0 BB: 0 P: 12	1B: 14 2B: 2 3B: 0 HR: 2	SF: 1 SAC: 0 DP: 0 HBP: 0	WP: 0 PB: 1 SB: 0 CS: 1	PA: 51					
PITCHER	IP	WLS	BF	H	R	ER	SO	BB	IBB	HBP	BLK	WP	HR	S	P	ERA	WHIP										
Dan Wright, R (1, 1) ERA: 8.15	3.0	L	21	9	6	6	2	3	0	0	0	0	2	46	79	18.00	4.000										
Jon Adkins, R (4, 1) ERA: 3.86	2.2		14	4	1	1	2	2	1	0	0	0	0	32	52	3.38	2.250										
Michael Jackson, R (6, 1) ERA: 3.6	0.2		4	1	2	2	1	1	0	0	0	0	0	12	17	27.00	3.000										
Neal Cotts, L (7, 1) ERA: 1.69	0.2		5	3	1	1	0	0	0	0	0	0	0	11	17	13.50	4.500										
Shingo Takatsu, R (8, 1) ERA: 3.0	1.0		4	1	0	0	1	0	0	0	0	0	0	9	12	0.00	1.000										
Billy Koch, R (9, 1) ERA: 4.35	1.0		3	0	0	0	1	0	0	0	0	0	0	8	12	0.00	0.000										

Batter	1	2	3	4	5	6	7	8	9	AB	R	H	RBI	BB	SO	LOB	BOTTOM										
5 Juan Uribe, R (1, 4) OBP: 0.434, SLG: 0.620	F8		HR	G6-3			G5-3	F9		5	1	1	2	0	0	1	Toronto Blue Jays @ Chicago White Sox U.S. Cellular Field, Chicago, IL Sat May 01 2004, 4:10 PM EDT Att: 22,072 - Overcast - 45 F										
32 Kelly Dransfeldt, R (1, 6) OBP: 0.365, SLG: 0.385 Willie Harris, L (9, PH) OBP: 0.317, SLG: 0.324	P3		K		G6-3		2B E 1B	1B		4	1	1	0	0	1	0											
Magglio Ordonez, R (1, 9) OBP: 0.347, SLG: 0.585	G6-3		1B		F9		P6	K		5	0	1	0	0	1	2											
Frank Thomas, R (1, 10) OBP: 0.494, SLG: 0.556	G5-3		K		1B		2B	G6-4-3 BB		4	0	2	0	1	1	1											
Carlos Lee, R (1, 7) OBP: 0.333, SLG: 0.452	BB			F7	G4-3		E1	G6-4-3 1-2		4	0	0	0	1	0	4											
14 Paul Konerko, R (1, 3) OBP: 0.379, SLG: 0.518	F9		HR	24 1B			P4	P3		4	1	1	0	0	0	3											
24 Joe Crede, R (1, 5) OBP: 0.289, SLG: 0.402	K		HR	1B			F7	F9		4	1	1	0	0	1	1											
Aaron Rowand, R (1, 8) OBP: 0.283, SLG: 0.446			F7	K			BB	1B		3	0	1	0	1	1	2											
Miguel Olivo, R (1, 2) OBP: 0.360, SLG: 0.533			5 HR	1B			K	K		4	2	2	3	0	2	2											
Inning Stats	R: 0 E: 0 K: 0 S: 8	H: 0 LOB: 0 BB: 0 P: 13	R: 0 E: 0 K: 1 S: 11	H: 0 LOB: 1 BB: 1 P: 19	R: 2 E: 0 K: 2 S: 16	H: 3 LOB: 0 BB: 0 P: 22	R: 3 E: 0 K: 1 S: 13	H: 3 LOB: 1 BB: 0 P: 25	R: 0 E: 0 K: 0 S: 12	H: 0 LOB: 1 BB: 1 P: 16	R: 0 E: 0 K: 1 S: 12	H: 0 LOB: 1 BB: 1 P: 22	R: 1 E: 1 K: 0 S: 11	H: 2 LOB: 2 BB: 0 P: 16	R: 0 E: 0 K: 1 S: 7	H: 1 LOB: 0 BB: 0 P: 10	R: 0 E: 0 K: 1 S: 15	H: 1 LOB: 1 BB: 1 P: 23	1B: 8 2B: 1 3B: 0 HR: 2	SF: 0 SAC: 0 DP: 1 HBP: 0	WP: 0 PB: 0 SB: 0 CS: 0	PA: 41					
PITCHER	IP	WLS	BF	H	R	ER	SO	BB	IBB	HBP	BLK	WP	HR	S	P	ERA	WHIP										
Ted Lilly, L (1, 1) ERA: 4.96	5.2	W	26	7	5	5	4	2	0	0	0	0	2	69	111	7.94	1.588										
Michael Nakamura, R (6, 1) ERA: 6.0	1.0	H	6	2	1	0	1	0	0	0	0	0	0	13	21	0.00	2.000										
54 Jason Frasor, R (7, 1) ERA: 2.08	1.1	H	5	1	0	0	1	0	0	0	0	0	0	8	11	0.00	0.750										
Terry Adams, R (9, 1) ERA: 2.51	1.0		4	1	0	0	1	1	0	0	0	0	0	15	23	0.00	2.000										

AB	43
R	10
H	18
RBI	10
BB	7
SO	7
LOB	23




Batter	1	2	3	4	5	6	7	8	9	AB	R	H	RBI	BB	SO	LOB	TOP											
Howie Clark, L OBP: 0.308, SLG: 0.333 (1, 9)	4-1 10 G5-3 1B BB		2-1 G3-1		0-0 F7		1-2 P1		2-3 K	4	1	0	0	1	1	5												
Frank Catalanotto, L OBP: 0.375, SLG: 0.437 (1, 7)	1-3 K		0-1 10 FC6-4 1B		0-0 10 G4-6-3 1B		1-2 FC7-2		1-1 G4-3	5	0	2	0	0	1	4												
10 Vernon Wells, R OBP: 0.291, SLG: 0.327 (1, 8)	0-0 G5-3		1-0 FC6-4		2-2 G4-6-3				0-0 WP SF9 2B	4	1	1	0	0	0	5												
Carlos Delgado, L OBP: 0.375, SLG: 0.505 (1, 3)	0-0 2H 1B		1-2 G3				1-3 K		1-3 K	4	0	1	1	0	2	2												
Eric Hinske, L OBP: 0.317, SLG: 0.364 3 Reed Johnson, R OBP: 0.326, SLG: 0.346 (8, PH) (8, 9)	0-2 F7			0-2 P2		2-3 K		4-1 BB		3	0	0	0	0	1	1												
Orlando Hudson, S OBP: 0.337, SLG: 0.446 (1, 4)		3-2 G6-3		2-0 G4-3		3-1 2B		0-0 SF9		3	0	1	1	0	0	0												
Josh Phelps, R OBP: 0.321, SLG: 0.333 (1, 10)		1-3 K		0-3 K		0-1 L1		0-1 G4-3		4	0	0	0	0	2	2												
9 Gregg Zaun, S OBP: 0.615, SLG: 0.923 (1, 2)		0-1 FC6-4 1B			0-0 1B 1B		1-0 1B FC7-2 1B		1-2 1B	4	0	4	0	0	0	0												
Chris Gomez, R OBP: 0.441, SLG: 0.483 (1, 6)	1-1 FC6-4		1-1 1-2 1B		0-0 1-2 1B		1-0 1-3 1B		2-3 K	4	0	2	0	0	1	2												
Inning Stats	R: 1 E: 0 K: 1 S: 10	H: 1 LOB: 1 BB: 1 P: 15	R: 0 E: 0 K: 1 S: 10	H: 1 LOB: 1 BB: 0 P: 15	R: 0 E: 0 K: 0 S: 9	H: 1 LOB: 0 BB: 0 P: 13	R: 0 E: 0 K: 1 S: 7	H: 0 LOB: 0 BB: 0 P: 9	R: 0 E: 0 K: 0 S: 8	H: 3 LOB: 2 BB: 0 P: 10	R: 0 E: 0 K: 2 S: 10	H: 1 LOB: 1 BB: 0 P: 16	R: 0 E: 0 K: 1 S: 14	H: 2 LOB: 1 BB: 0 P: 17	R: 1 E: 0 K: 1 S: 8	H: 1 LOB: 1 BB: 1 P: 13	R: 0 E: 0 K: 2 S: 19	H: 1 LOB: 1 BB: 0 P: 25	1B: 9 2B: 3 3B: 0 HR: 0	SF: 1 SAC: 0 DP: 2 HBP: 0	WP: 1 PB: 0 SB: 0 CS: 0	PA: 38						
PITCHER	IP	WLS	BF	H	R	ER	SO	BB	IBB	HBP	BLK	WP	HR	S	P	ERA	WHIP											
Jon Garland, R ERA: 4.15	(1, 1)	7.0	W	30	10	2	2	5	1	0	0	0	0	0	69	96	2.57	1.571										
Damaso Marte, L ERA: 3.6	(8, 1)	0.2	H	3	0	0	0	1	1	0	0	0	1	0	5	10	0.00	1.500										
Cliff Politte, R ERA: 4.5	(8, 1)	0.1	H	1	0	0	0	0	0	0	0	0	0	0	2	2	0.00	0.000										
Billy Koch, R ERA: 3.97	(9, 1)	1.0	S	4	1	0	0	2	0	0	0	0	0	0	19	25	0.00	1.000										

Toronto Blue Jays @ Chicago White Sox
U.S. Cellular Field, Chicago, IL
Sun May 02 2004, 3:05 PM EDT
Att. 15,550 - Sunny - 49 F

livebaseballscores.com

AB 35
R 2
H 11
RBI 2
BB 2
SO 8
LOB 21




Batter	1	2	3	4	5	6	7	8	9	AB	R	H	RBI	BB	SO	LOB	BOTTOM										
Willie Harris, L OBP: 0.326, SLG: 0.351 (1, 4)	1-1 5 SH1-3 SF9 2B		1-1 SF7			3-2 G4-3		1 SAFE 0-0		3	1	2	1	0	0	0											
5 Juan Uribe, R OBP: 0.430, SLG: 0.603 (1, 6)	0-0 SH1-3		3-H 4-2 CS BB			2-2 P2		1-3 K		2	0	0	0	1	1	2											
Magglio Ordonez, R OBP: 0.337, SLG: 0.553 (1, 9)	0-0 SF9		1-0 CS		2-1 G5-3		1-2 G5-3			2	0	0	1	0	0	0											
Frank Thomas, R OBP: 0.489, SLG: 0.591 (1, 10)	2-1 G4-3			2-1 HR		1-0 F7				3	1	1	1	0	0	0											
Carlos Lee, R OBP: 0.333, SLG: 0.448 (1, 7)		0-1 14 G5-4-3 1B		1-1 P3		0-0 F9				3	0	1	0	0	0	0											
14 Paul Konerko, R OBP: 0.397, SLG: 0.500 (1, 3)		0-0 G5-4-3		2-1 G5-3		2-3 K				3	0	0	0	0	1	1											
24 Joe Crede, R OBP: 0.280, SLG: 0.388 (1, 5)		0-1 F9			1-3 K			2-1 F7		3	0	0	0	0	1	0											
Aaron Rowand, R OBP: 0.286, SLG: 0.458 (1, 8)			0-0 SH1-3 SF7 2B		1-1 G3-1			1-1 G6-3		3	1	1	0	0	0	0											
Miguel Olivo, R OBP: 0.365, SLG: 0.532 (1, 2)			1-1 SH1-3		1-3 K			2-1 1B 1B		2	0	1	0	0	1	0											
Inning Stats	R: 1 E: 0 K: 0 S: 6	H: 1 LOB: 0 BB: 0 P: 9	R: 0 E: 0 K: 0 S: 5	H: 1 LOB: 0 BB: 0 P: 5	R: 1 E: 0 K: 0 S: 7	H: 1 LOB: 1 BB: 1 P: 14	R: 1 E: 0 K: 0 S: 8	H: 1 LOB: 0 BB: 0 P: 15	R: 0 E: 0 K: 2 S: 8	H: 0 LOB: 0 BB: 0 P: 11	R: 0 E: 0 K: 0 S: 9	H: 0 LOB: 0 BB: 0 P: 15	R: 0 E: 0 K: 1 S: 6	H: 0 LOB: 0 BB: 0 P: 9	R: 0 E: 0 K: 1 S: 10	H: 2 LOB: 2 BB: 0 P: 16	1B: 3 2B: 2 3B: 0 HR: 1	SF: 2 SAC: 2 DP: 1 HBP: 0	WP: 0 PB: 0 SB: 0 CS: 1	PA: 30							
PITCHER	IP	WLS	BF	H	R	ER	SO	BB	IBB	HBP	BLK	WP	HR	S	P	ERA	WHIP										
Miguel Batista, R ERA: 5.45	(1, 1)	8.0	L	29	6	3	3	4	1	0	0	0	1	59	94	3.38	0.875										

Toronto Blue Jays @ Chicago White Sox
U.S. Cellular Field, Chicago, IL
Sun May 02 2004, 3:05 PM EDT
Att. 15,550 - Sunny - 49 F

livebaseballscores.com

AB 24
R 3
H 6
RBI 3
BB 1
SO 4
LOB 3



Batter	1	2	3	4	5	6	7	8	9	AB	R	H	RBI	BB	SO	LOB	TOP								
Aaron Quiel, L (1, 7) OBP: 0.286, SLG: 0.397	G4-3		G4-6-3		G3			F7		4	0	0	0	0	0	2	Kansas City Royals @ Toronto Blue Jays SkyDome, Toronto, ON Tue May 04 2004, 7:05 PM EDT Att: 20,011 - Dome - 68 F								
Joe Randa, R (1, 5) OBP: 0.370, SLG: 0.424	F9			F7	1B			K		4	0	1	1	0	1	0									
Carlos Beltrán, S (1, 8) OBP: 0.422, SLG: 0.670	P4			F9	F9			K		4	0	0	0	0	1	1									
29 Mike Sweeney, R (1, 10) OBP: 0.337, SLG: 0.482		L6		K				G6-3		4	0	0	0	0	1	0									
Ken Harvey, R (1, 3) OBP: 0.402, SLG: 0.494		E4			F9			G6-3		4	0	0	0	0	1	0									
Juan Gonzalez, R (1, 9) OBP: 0.328, SLG: 0.452 9 David DeJesus, L (9, PR) OBP: 0.174, SLG: 0.050		F9			1B			L4		4	1	2	0	0	0	1									
Benito Santiago, R (1, 2) OBP: 0.292, SLG: 0.387 Matt Stairs, L (9, PH) OBP: 0.379, SLG: 0.464		F8			2B			G4-3		3	1	1	0	0	1	1									
Desi Relaford, S (1, 4) OBP: 0.174, SLG: 0.217				K				G3		3	1	1	1	0	1	0									
4 Angel Berroa, R (1, 6) OBP: 0.241, SLG: 0.308					1B			F8		3	1	2	2	0	0	0									
Inning Stats	R: 0 E: 0 K: 0 S: 6	H: 0 LOB: 0 BB: 0 P: 11	R: 0 E: 1 K: 0 S: 9	H: 0 LOB: 1 BB: 0 P: 12	R: 0 E: 0 K: 1 S: 8	H: 1 LOB: 0 BB: 0 P: 9	R: 0 E: 0 K: 1 S: 8	H: 0 LOB: 0 BB: 0 P: 12	R: 4 E: 0 K: 0 S: 14	H: 5 LOB: 1 BB: 0 P: 23	R: 0 E: 0 K: 0 S: 5	H: 0 LOB: 0 BB: 0 P: 8	R: 0 E: 0 K: 1 S: 9	H: 0 LOB: 0 BB: 0 P: 10	R: 0 E: 0 K: 2 S: 8	H: 0 LOB: 0 BB: 0 P: 13	R: 0 E: 0 K: 1 S: 9	H: 1 LOB: 1 BB: 0 P: 16	1B: 5 2B: 2 3B: 0 HR: 0	SF: 0 SAC: 0 DP: 1 HBP: 0	WP: 0 PB: 0 SB: 0 CS: 0	PA: 34			
PITCHER	IP	WLS	BF	H	R	ER	SO	BB	IBB	HBP	BLK	WP	HR	S	P	ERA	WHIP								
Pat Hentgen, R (1, 1) ERA: 6.18	5.0	W	21	6	4	4	2	0	0	0	0	0	0	45	67	7.20	1.200								
Michael Nakamura, R (6, 1) ERA: 3.0	3.0	H	9	0	0	0	3	0	0	0	0	0	0	22	31	0.00	0.000								
54 Jason Frasor, R (9, 1) ERA: 1.69	1.0	S	4	1	0	0	1	0	0	0	0	0	0	9	16	0.00	1.000								

Batter	1	2	3	4	5	6	7	8	9	AB	R	H	RBI	BB	SO	LOB	BOTTOM								
3 Reed Johnson, R (1, 9) OBP: 0.316, SLG: 0.379	F7							F8		4	1	2	2	0	0	0	Kansas City Royals @ Toronto Blue Jays SkyDome, Toronto, ON Tue May 04 2004, 7:05 PM EDT Att: 20,011 - Dome - 68 F								
Frank Catalanotto, L (1, 7) OBP: 0.366, SLG: 0.422	G4-3	SF7		G3				G4-3		3	0	0	1	0	0	0									
10 Vernon Wells, R (1, 8) OBP: 0.302, SLG: 0.333	E6									3	0	2	0	1	0	0									
Carlos Delgado, L (1, 3) OBP: 0.355, SLG: 0.481	G4-3	P5								4	0	0	0	0	1	5									
Josh Phelps, R (1, 10) OBP: 0.325, SLG: 0.336		2B		G5-3				G4-3		4	1	2	0	0	0	1									
Eric Hinske, L (1, 5) OBP: 0.321, SLG: 0.375		1B		K				K		4	1	1	0	0	3	2									
Kevin Cash, R (1, 2) OBP: 0.305, SLG: 0.413		1B		F8						4	0	0	0	0	1	3									
Orlando Hudson, S (1, 4) OBP: 0.343, SLG: 0.432		1B		G6-3				K		3	1	1	0	1	1	0									
Chris Gomez, R (1, 6) OBP: 0.395, SLG: 0.421		2B		F8				F7		4	1	1	2	0	0	2									
Inning Stats	R: 0 E: 1 K: 0 S: 6	H: 0 LOB: 1 BB: 0 P: 11	R: 4 E: 0 K: 1 S: 22	H: 4 LOB: 2 BB: 2 P: 35	R: 0 E: 0 K: 1 S: 5	H: 0 LOB: 0 BB: 0 P: 6	R: 1 E: 0 K: 0 S: 10	H: 1 LOB: 0 BB: 0 P: 15	R: 0 E: 0 K: 1 S: 10	H: 0 LOB: 0 BB: 0 P: 15	R: 0 E: 0 K: 1 S: 7	H: 0 LOB: 0 BB: 0 P: 9	R: 0 E: 0 K: 1 S: 9	H: 1 LOB: 1 BB: 0 P: 13	R: 0 E: 0 K: 1 S: 12	H: 2 LOB: 2 BB: 0 P: 16	1B: 5 2B: 3 3B: 0 HR: 1	SF: 1 SAC: 0 DP: 0 HBP: 0	WP: 0 PB: 0 SB: 0 CS: 0	PA: 36					
PITCHER	IP	WLS	BF	H	R	ER	SO	BB	IBB	HBP	BLK	WP	HR	S	P	ERA	WHIP								
Darrell May, L (1, 1) ERA: 7.09	7.0	L	31	7	5	5	5	2	0	0	0	0	0	69	104	6.43	1.286								
Scott Sullivan, R (8, 1) ERA: 4.75	1.0		5	2	0	0	1	0	0	0	0	0	0	12	16	0.00	2.000								

Batter	1	2	3	4	5	6	7	8	9	AB	R	H	RBI	BB	SO	LOB	TOP								
Desi Relaford, S OBP: 0.214, SLG: 0.286 (1, 4)	F7		G1-3		G5-3		1B		WP	5	1	2	0	0	0	0	Kansas City Royals @ Toronto Blue Jays SkyDome, Toronto, ON Wed May 05 2004, 7:05 PM EDT Att: 14,103 - Dome - 68 F								
Joe Randa, R OBP: 0.382, SLG: 0.411 (1, 5)	F7		K		F9		1B		K	5	0	1	1	0	2	1									
Carlos Beltrán, S OBP: 0.421, SLG: 0.667 (1, 8)	G6-3		2B		G4-3		1B		P4	5	0	2	1	0	0	1									
29 Mike Sweeney, R OBP: 0.323, SLG: 0.461 (1, 3)		F9	F8			L5	F9			4	0	0	0	0	0	3									
Matt Stairs, L OBP: 0.386, SLG: 0.517 (1, 7)		G1-3			1B	HR	F8			4	1	2	1	0	0	2									
Juan Gonzalez, R OBP: 0.323, SLG: 0.443 (1, 9)		1B		K		G6-3			K	4	0	1	0	0	2	1									
Ken Harvey, R OBP: 0.407, SLG: 0.494 (1, 10)		1B		1B		G5-3			K	4	0	2	0	0	1	0									
4 Angel Berroa, R OBP: 0.241, SLG: 0.304 (1, 6)		1B		F9			G1-3	G5-3		4	0	1	0	0	0	2									
Kelly Stinnett, R OBP: 0.381, SLG: 0.500 (1, 2)		K		K			1B		K	4	1	1	0	0	3	5									
Inning Stats	R: 0 E: 0 K: 0 S: 5	H: 0 LOB: 0 BB: 0 P: 7	R: 0 E: 0 K: 1 S: 10	H: 3 LOB: 3 BB: 0 P: 14	R: 0 E: 0 K: 1 S: 10	H: 1 LOB: 1 BB: 0 P: 14	R: 0 E: 0 K: 2 S: 13	H: 2 LOB: 2 BB: 0 P: 14	R: 0 E: 0 K: 0 S: 10	H: 0 LOB: 0 BB: 0 P: 13	R: 1 E: 0 K: 0 S: 10	H: 1 LOB: 0 BB: 0 P: 15	R: 2 E: 0 K: 0 S: 16	H: 4 LOB: 2 BB: 0 P: 24	R: 0 E: 0 K: 2 S: 7	H: 0 LOB: 0 BB: 0 P: 8		R: 0 E: 0 K: 2 S: 14	H: 1 LOB: 1 BB: 0 P: 21	1B: 9 2B: 2 3B: 0 HR: 1	SF: 0 SAC: 0 DP: 0 HBP: 0	WP: 1 PB: 0 SB: 0 CS: 0	PA: 39		
PITCHER	IP	WLS	BF	H	R	ER	SO	BB	IBB	HBP	BLK	WP	HR	S	P	ERA	WHIP								
32 Roy Halladay, R ERA: 3.82 Kerry Ligtenberg, R ERA: 2.31 Jason Kershner, L ERA: 6.75	(1, 1)	7.0	W	32	11	3	3	4	0	0	0	0	1	74	101	3.86	1.571								

Batter	1	2	3	4	5	6	7	8	9	AB	R	H	RBI	BB	SO	LOB	BOTTOM								
3 Reed Johnson, R OBP: 0.320, SLG: 0.385 (1, 9)	F9	SF8		G4-3						4	0	2	1	0	0	1	Kansas City Royals @ Toronto Blue Jays SkyDome, Toronto, ON Wed May 05 2004, 7:05 PM EDT Att: 14,103 - Dome - 68 F								
Frank Catalanotto, L OBP: 0.358, SLG: 0.411 (1, 7)	E1	E6		F8		F8		L4		5	2	1	0	0	0	3									
10 Vernon Wells, R OBP: 0.313, SLG: 0.390 (1, 8)	G6-3	HR			HR	K				4	2	2	5	0	1	1									
Carlos Delgado, L OBP: 0.349, SLG: 0.468 (1, 3)	L4	K			HR	F7		G4-3		5	1	1	0	0	1	3									
Josh Phelps, R OBP: 0.331, SLG: 0.378 (1, 10)		F9			HR		K			4	1	2	2	0	1	0									
Eric Hinske, L OBP: 0.328, SLG: 0.380 (1, 5)		2B		F8		E1		K		4	1	2	0	0	1	1									
Kevin Cash, R OBP: 0.314, SLG: 0.423 (1, 2)		2B		K		K		FC6-4		3	1	1	1	1	2	2									
Orlando Hudson, S OBP: 0.340, SLG: 0.435 (1, 4)		1B		K		K		FC6-4		4	1	1	1	0	2	3									
Chris Gomez, R OBP: 0.404, SLG: 0.429 (1, 6)		HR		G4-3		G1-3		K		4	1	2	0	0	1	1									
Inning Stats	R: 1 E: 1 K: 0 S: 10	H: 1 LOB: 0 BB: 0 P: 12	R: 6 E: 1 K: 1 S: 19	H: 5 LOB: 0 BB: 0 P: 27	R: 0 E: 0 K: 2 S: 8	H: 1 LOB: 1 BB: 0 P: 12	R: 0 E: 0 K: 0 S: 6	H: 1 LOB: 0 BB: 0 P: 7	R: 3 E: 1 K: 2 S: 13	H: 4 LOB: 1 BB: 0 P: 20	R: 0 E: 0 K: 1 S: 10	H: 1 LOB: 1 BB: 0 P: 13	R: 0 E: 0 K: 2 S: 8	H: 0 LOB: 1 BB: 1 P: 15	R: 0 E: 0 K: 1 S: 14	H: 1 LOB: 2 BB: 0 P: 23		1B: 8 2B: 3 3B: 0 HR: 3	SF: 1 SAC: 0 DP: 1 HBP: 1	WP: 0 PB: 0 SB: 0 CS: 0	PA: 40				
PITCHER	IP	WLS	BF	H	R	ER	SO	BB	IBB	HBP	BLK	WP	HR	S	P	ERA	WHIP								
Brian Anderson, L ERA: 7.14 Dennys Reyes, L ERA: 3.95 Mike MacDougal, R ERA:	(1, 1)	4.0	L	23	11	0	6	3	0	0	0	0	0	27	43	0.00	1.000								
(8, 1)	1.0	5	1	0	0	1	0	0	0	1	0	0	0	14	23	0.00	1.000								

Batter	1	2	3	4	5	6	7	8	9	AB	R	H	RBI	BB	SO	LOB	TOP										
Willie Harris, L (1,4) OBP: 0.350, SLG: 0.366 5 Juan Uribe, R (8,PH) OBP: 0.423, SLG: 0.579	3-2 SH5-3 1B		2-2 1B 1B		0-1 G1-6-3 1B			1-2 K 1		3	1	3	0	0	0	0	1 0										
Jose Valentin, S (1,6) OBP: 0.333, SLG: 0.545	0-1 SH5-3 1-2		1-0 BB 1-3 1B 1B		0-1 G1-6-3 1-2			3-2 F8 2		3	1	1	0	0	0	1	3 1										
Magallo Ordonez, R (1,9) OBP: 0.344, SLG: 0.525	2-0 G1-3 1-2		4-1 1B 1-2 BB		3-2 P6			0-0 G6-3 3		3	0	0	0	1	0	1	3 0										
Frank Thomas, R (1,10) OBP: 0.453, SLG: 0.511	0-0 L5 3		1-1 HBP 1-3 2H 3-H 1B						3-3 K 1	4	0	1	2	0	1	1	4 0										
Carlos Lee, R (1,7) OBP: 0.363, SLG: 0.423		4-1 14 CS BB	1-1 1-2 HBP 1B		0-1 14 G4-6-3 1B				1-0 2B 2	2	0	2	0	1	0	0	2 0										
14 Paul Konerko, R (1,3) OBP: 0.331, SLG: 0.423		2-3 K 1-2	2-3 K 3		1-1 G4-6-3 1-2				1-3 K 2	4	0	0	0	0	3	6	4 0										
24 Joe Crede, R (1,5) OBP: 0.280, SLG: 0.450		1-3 K 3		0-2 CS 1B				0-1 F7 1	2-3 K 3	4	0	1	0	0	2	1	4 0										
Aaron Rowand, R (1,8) OBP: 0.288, SLG: 0.419			1-3 K 1	2-3 K 1				2-2 G3 2		3	0	0	0	0	2	1	3 0										
Miguel Olivo, R (1,2) OBP: 0.364, SLG: 0.550			1-3 K 2	2-2 P3 1-2				1-3 K 3		3	0	0	0	0	2	1	3 0										
Inning Stats	R: 0 E: 0 K: 0 S: 7	H: 1 LOB: 1 BB: 0 P: 12	R: 0 E: 0 K: 2 S: 7	H: 0 LOB: 0 BB: 1 P: 14	R: 2 E: 0 K: 3 S: 18	H: 3 LOB: 3 BB: 1 P: 31	R: 0 E: 0 K: 1 S: 12	H: 1 LOB: 0 BB: 0 P: 15	R: 0 E: 0 K: 0 S: 8	H: 1 LOB: 0 BB: 0 P: 11	R: 0 E: 0 K: 0 S: 7	H: 0 LOB: 0 BB: 0 P: 10	R: 0 E: 0 K: 1 S: 9	H: 0 LOB: 0 BB: 0 P: 12	R: 0 E: 0 K: 1 S: 10	H: 0 LOB: 0 BB: 0 P: 14	R: 0 E: 0 K: 3 S: 11	H: 1 LOB: 1 BB: 0 P: 18	1B: 7 2B: 1 3B: 0 HR: 0	SF: 0 SAC: 1 DP: 2 HBP: 1	WP: 0 PB: 0 SB: 0 CS: 2	PA: 34					
PITCHER	IP	WLS	BF	H	R	ER	SO	BB	IBB	HBP	BLK	WP	HR	S	P	ERA	WHIP										
Justin Miller, R (1,1) ERA: 3.0	7.0	W	27	7	2	2	7	2	0	1	0	0	0	68	105	2.57	1.286										
Jason Kershner, L (8,1) ERA: 6.14	0.2	H	2	0	0	0	1	0	0	0	0	0	0	9	13	0.00	0.000										
Kerry Ligtenberg, R (8,1) ERA: 2.08	1.1	S	5	1	0	0	3	0	0	0	0	0	0	12	19	0.00	0.750										

Chicago White Sox @ Toronto Blue Jays
SkyDome, Toronto, ON
Sun May 09 2004, 1:05 PM EDT
Att: 17,546 - Dome - 68 F

livebaseballscores.com

AB 30
R 2
H 8
RBI 2
BB 2
SO 11
LOB 12



Batter	1	2	3	4	5	6	7	8	9	AB	R	H	RBI	BB	SO	LOB	BOTTOM										
Howie Clark, L (1,9) OBP: 0.283, SLG: 0.302 3 Reed Johnson, R (8,9) OBP: 0.321, SLG: 0.381	1-1 G4-3 1		0-1 HR 1B	1-3 K 3				2-0 F8 1		4	1	1	0	0	1	1	4 1										
Frank Catalanotto, L (1,7) OBP: 0.360, SLG: 0.447	2-0 2B 2		1-1 HR 1B		1-1 G6-3 1			1-0 G3 2		4	1	2	2	0	0	0	4 1										
10 Vernon Wells, R (1,8) OBP: 0.322, SLG: 0.398	2-2 F8 2		0-0 G3-6 1B		0-0 P3 2			1-0 L6 3		4	0	1	0	0	0	1	4 0										
Carlos Delgado, L (1,3) OBP: 0.348, SLG: 0.445	2-0 G4-3 3		1-1 G3-6 1-2		1-3 K 3			4-0 G4-6-3 BB		3	0	0	0	1	1	2	3 0										
Josh Phelps, R (1,10) OBP: 0.323, SLG: 0.390		0-0 F9 1		0-1 G3-1 9 1B 1B				0-1 F9 1	1-1 G4-6-3 1-2	4	1	1	0	0	0	1	4 1										
Eric Hinske, L (1,5) OBP: 0.328, SLG: 0.391		4-2 9 E BB		2-2 G3-1 1-3				0-0 9 E 9 S 1B	2-3 K 3	3	1	1	0	1	1	1	3 1										
9 Gregg Zaun, S (1,2) OBP: 0.524, SLG: 0.750		2-1 E4 G6-4-3		0-0 1B SF8 1B				2-2 G1-3 1-3		3	1	1	1	0	0	2	3 1										
Orlando Hudson, S (1,4) OBP: 0.353, SLG: 0.460		1-2 G6-4-3 1-2		1-2 3-H SAFE SAFE 1B				2-2 FC6-4 1B		3	0	2	1	0	0	2	3 0										
Chris Gomez, R (1,6) OBP: 0.351, SLG: 0.373			1-2 G1-3 1	1-2 SF8 3-H				0-0 FC6-4 1-2		2	0	0	1	0	0	1	2 0										
Inning Stats	R: 0 E: 0 K: 0 S: 8	H: 1 LOB: 1 BB: 0 P: 15	R: 0 E: 1 K: 0 S: 8	H: 0 LOB: 1 BB: 1 P: 15	R: 2 E: 0 K: 1 S: 10	H: 3 LOB: 1 BB: 0 P: 13	R: 2 E: 0 K: 1 S: 15	H: 3 LOB: 1 BB: 0 P: 20	R: 0 E: 0 K: 0 S: 6	H: 0 LOB: 0 BB: 0 P: 8	R: 1 E: 0 K: 0 S: 12	H: 2 LOB: 1 BB: 0 P: 16	R: 0 E: 0 K: 0 S: 3	H: 0 LOB: 0 BB: 0 P: 7	R: 0 E: 0 K: 1 S: 5	H: 0 LOB: 0 BB: 1 P: 12	R: 0 E: 0 K: 1 S: 5	H: 0 LOB: 0 BB: 1 P: 12	1B: 7 2B: 1 3B: 0 HR: 1	SF: 1 SAC: 0 DP: 3 HBP: 0	WP: 0 PB: 1 SB: 1 CS: 0	PA: 33					
PITCHER	IP	WLS	BF	H	R	ER	SO	BB	IBB	HBP	BLK	WP	HR	S	P	ERA	WHIP										
Esteban Loaiza, R (1,1) ERA: 4.34	8.0	L	33	9	5	5	3	2	0	0	0	0	1	67	106	5.62	1.375										

Chicago White Sox @ Toronto Blue Jays
SkyDome, Toronto, ON
Sun May 09 2004, 1:05 PM EDT
Att: 17,546 - Dome - 68 F

livebaseballscores.com

AB 30
R 5
H 9
RBI 5
BB 2
SO 3
LOB 11



Batter	1	2	3	4	5	6	7	8	9	AB	R	H	RBI	BB	SO	LOB	TOP					
3 Reed Johnson, R OBP: 0.333, SLG: 0.431										5	2	3	1	0	0	0	Toronto Blue Jays @ Kansas City Royals Kauffman Stadium, Kansas City, MO Mon May 10 2004, 7:10 PM CDT Att: 13,803 - Unknown - 75 F					
Frank Catalanotto, L OBP: 0.378, SLG: 0.458										4	1	3	1	1	0	2						
10 Vernon Wells, R OBP: 0.331, SLG: 0.406										5	1	3	1	0	0	4						
Carlos Delgado, L OBP: 0.343, SLG: 0.435										5	1	1	1	0	2	5						
Josh Phelps, R OBP: 0.312, SLG: 0.378										4	0	0	1	0	0	1						
Eric Hinske, L OBP: 0.323, SLG: 0.383										5	1	1	0	0	1	1						
Kevin Cash, R OBP: 0.298, SLG: 0.395										5	0	1	0	0	2	2						
Orlando Hudson, S OBP: 0.364, SLG: 0.524										5	3	3	4	0	1	1						
Chris Gomez, R OBP: 0.361, SLG: 0.370										3	0	1	0	1	0	0						
Inning Stats	R: 6 E: 1 K: 0 S: 21	H: 6 LOB: 2 BB: 1 P: 34	R: 0 E: 0 K: 1 S: 10	H: 1 LOB: 1 BB: 0 P: 15	R: 1 E: 0 K: 0 S: 8	H: 1 LOB: 0 BB: 0 P: 13	R: 0 E: 0 K: 1 S: 7	H: 1 LOB: 0 BB: 0 P: 8	R: 0 E: 0 K: 1 S: 6	H: 0 LOB: 0 BB: 0 P: 11	R: 1 E: 0 K: 0 S: 9	H: 4 LOB: 2 BB: 0 P: 16	R: 0 E: 0 K: 2 S: 10	H: 0 LOB: 0 BB: 0 P: 15	R: 1 E: 0 K: 1 S: 15	H: 2 LOB: 2 BB: 1 P: 25	R: 0 E: 0 K: 0 S: 11	H: 1 LOB: 1 BB: 0 P: 17	1B: 12 2B: 1 3B: 0 HR: 3	SF: 1 SAC: 0 DP: 2 HBP: 0	WP: 0 PB: 0 SB: 0 CS: 0	PA: 44
PITCHER	IP WLS BF H R ER SO BB IBB HBP BLK WP HR S P ERA WHIP																					
Brian Anderson, L ERA: 7.15	(1, 1) 5.0 L 29 13 8 4 2 1 0 0 0 0 0 2 58 91 7.20 2.800																					
Nate Field, R ERA: 2.31	(6, 1) 1.0 2 0 0 0 0 0 0 0 0 0 0 3 6 0.00 0.000																					
Curt Leskanic, R ERA: 12.96	(7, 1) 1.0 3 0 0 0 2 0 0 0 0 0 0 10 15 0.00 0.000																					
Mike MacDougal, R ERA: 10.8	(8, 1) 1.0 6 2 1 1 2 1 0 0 0 0 1 15 25 9.00 3.000																					
Jason Grimsley, R ERA: 3.46	(9, 1) 1.0 4 1 0 0 0 0 0 0 0 0 0 11 17 0.00 1.000																					
Batter	1	2	3	4	5	6	7	8	9	AB	R	H	RBI	BB	SO	LOB	BOTTOM					
4 Angel Berroa, R OBP: 0.234, SLG: 0.280										5	0	0	0	0	1	4	Toronto Blue Jays @ Kansas City Royals Kauffman Stadium, Kansas City, MO Mon May 10 2004, 7:10 PM CDT Att: 13,803 - Unknown - 75 F					
Carlos Beltrán, S OBP: 0.403, SLG: 0.650										4	1	1	1	0	1	0						
29 Mike Sweeney, R OBP: 0.333, SLG: 0.437										4	0	0	0	0	0	0						
Juan Gonzalez, R OBP: 0.327, SLG: 0.465										4	1	2	1	0	1	0						
Matt Stairs, L OBP: 0.360, SLG: 0.459										3	1	1	0	1	0	1						
Joe Randa, R OBP: 0.347, SLG: 0.381										3	0	1	0	1	1	1						
Ken Harvey, R OBP: 0.402, SLG: 0.467										4	0	1	0	0	0	4						
Benito Santiago, R OBP: 0.280, SLG: 0.400										4	0	2	1	0	2	2						
Desi Relaford, S OBP: 0.256, SLG: 0.268										4	0	0	0	0	2	4						
Inning Stats	R: 0 E: 0 K: 0 S: 7	H: 0 LOB: 0 BB: 0 P: 11	R: 0 E: 0 K: 1 S: 10	H: 2 LOB: 2 BB: 0 P: 15	R: 0 E: 0 K: 1 S: 7	H: 0 LOB: 0 BB: 0 P: 8	R: 0 E: 0 K: 1 S: 10	H: 0 LOB: 1 BB: 1 P: 19	R: 0 E: 0 K: 2 S: 7	H: 0 LOB: 0 BB: 0 P: 11	R: 0 E: 0 K: 0 S: 6	H: 0 LOB: 0 BB: 0 P: 10	R: 2 E: 0 K: 2 S: 17	H: 3 LOB: 2 BB: 1 P: 27	R: 1 E: 0 K: 1 S: 8	H: 1 LOB: 0 BB: 0 P: 12	R: 0 E: 0 K: 0 S: 12	H: 2 LOB: 2 BB: 0 P: 20	1B: 6 2B: 0 3B: 0 HR: 2	SF: 0 SAC: 0 DP: 0 HBP: 0	WP: 1 PB: 0 SB: 0 CS: 0	PA: 37
PITCHER	IP WLS BF H R ER SO BB IBB HBP BLK WP HR S P ERA WHIP																					
Pat Hentgen, R ERA: 5.59	(1, 1) 6.1 W 25 4 2 2 2 2 0 0 0 0 0 1 56 90 2.84 0.947																					
Michael Nakamura, R ERA: 3.72	(7, 1) 1.2 7 2 1 1 3 0 0 0 0 0 1 1 16 23 5.40 1.200																					
Justin Speier, R ERA: 4.32	(9, 1) 1.0 5 2 0 0 0 0 0 0 0 0 0 0 12 20 0.00 2.000																					

AB 41
R 9
H 16
RBI 9
BB 2
SO 6
LOB 16



AB 35
R 3
H 8
RBI 3
BB 2
SO 8
LOB 16



Batter	1	2	3	4	5	6	7	8	9	AB	R	H	RBI	BB	SO	LOB	TOP										
3 Reed Johnson, R OBP: 0.331, SLG: 0.425	1-2 P6	0-0 G1-3			0-0 10 HBP 1B		1-1 SH1-3		0-0 FC5-4	4	0	1	0	0	0	4											
Chris Woodward, R OBP: 0.382, SLG: 0.529 Chris Gomez, R OBP: 0.355, SLG: 0.364	2-0 F7		0-3 K		1-0 10 HBP 1B		1-3 K			3	0	1	0	0	1	0											
10 Vernon Wells, R OBP: 0.336, SLG: 0.404	1-2 1B		0-1 G6-3		2-1 1B		0-0 G6-3			3	0	1	0	0	0	1											
Carlos Delgado, L OBP: 0.333, SLG: 0.422	0-0 F8		2-3 K		2-0 G4-3			0-0 F7		4	0	0	0	0	1	4											
Josh Phelps, R OBP: 0.310, SLG: 0.382		0-0 G5-3		1-3 K		0-1 G4-3 SF8 2B		0-3 K		4	1	1	0	0	2	0											
Eric Hinske, L OBP: 0.314, SLG: 0.370	3-2 F7		2-2 P5		0-1 G4-3		2-3 G3-1			4	0	0	0	0	0	1											
Orlando Hudson, S OBP: 0.360, SLG: 0.519	1-1 BB 1B		3-3 K		3-2 SF8		2-1 G1-3			3	0	1	1	0	1	0											
Kevin Cash, R OBP: 0.306, SLG: 0.386	4-2 BB 1B				2-2 F8		1-3 K		4-2 FC3-6 BB	2	0	0	0	2	1	0											
Dave Berg, R OBP: 0.165, SLG: 0.154 Frank Catalanotto, L OBP: 0.360, SLG: 0.459	4-2 BB 1B				1-2 F9		0-2 SH1-3 3 S 1B		0-0 FC3-6 3 FC5-4	1	0	0	0	1	0	0											
Inning Stats	R: 0 E: 0 K: 0 S: 10	H: 1 LOB: 1 BB: 0 P: 14	R: 0 E: 0 K: 0 S: 12	H: 1 LOB: 3 BB: 2 P: 24	R: 0 E: 0 K: 2 S: 8	H: 0 LOB: 0 BB: 0 P: 10	R: 0 E: 0 K: 2 S: 14	H: 0 LOB: 0 BB: 0 P: 20	R: 0 E: 0 K: 1 S: 13	H: 2 LOB: 3 BB: 0 P: 21	R: 1 E: 0 K: 1 S: 13	H: 1 LOB: 0 BB: 0 P: 17	R: 0 E: 0 K: 1 S: 9	H: 1 LOB: 0 BB: 0 P: 11	R: 0 E: 0 K: 1 S: 6	H: 0 LOB: 0 BB: 0 P: 6	R: 0 E: 0 K: 0 S: 7	H: 0 LOB: 1 BB: 1 P: 13	1B: 5 2B: 1 3B: 0 HR: 0	SF: 1 SAC: 1 DP: 0 HBP: 1	WP: 0 PB: 0 SB: 2 CS: 0	PA: 37					
PITCHER	IP	WLS	BF	H	R	ER	SO	BB	IBB	HBP	BLK	WP	HR	S	P	ERA	WHIP										
Dennys Reyes, L ERA: 3.22	(1, 1)	5.2	25	5	1	1	4	2	0	1	0	0	0	67	102	1.59	1.235										
Shawn Camp, R ERA: 3.27	(6, 1)	3.1	W 12	1	0	0	3	1	0	0	0	0	0	25	34	0.00	0.600										

Toronto Blue Jays @ Kansas City Royals
Kauffman Stadium, Kansas City, MO
Tue May 11 2004, 7:10 PM CDT
Att: 15,779 - Cloudy - 79 F

AB	31
R	1
H	6
RBI	1
BB	3
SO	7
LOB	12



Batter	1	2	3	4	5	6	7	8	9	AB	R	H	RBI	BB	SO	LOB	BOTTOM										
4 Angel Berroa, R OBP: 0.235, SLG: 0.269	0-3 K2-3		1-1 G4-3		1-0 G1-3		2-0 29 2B HBP			3	1	0	0	0	1	2											
Carlos Beltrán, S OBP: 0.395, SLG: 0.642	2-2 G1-3			0-1 G4-3		0-1 29 S 1B	0-0 SF9			3	1	1	1	0	0	0											
29 Mike Sweeney, R OBP: 0.339, SLG: 0.443	0-1 G4-3			3-2 G6-3		4-1 1B SAFE	2-3 3H 1-2 2B			3	0	1	2	1	0	0											
Juan Gonzalez, R OBP: 0.324, SLG: 0.456 Adrian Brown, S (8, 9)		0-0 F8		2-2 K		2-2 1B	1-2 F9			4	0	1	1	0	1	1											
Matt Stairs, L OBP: 0.356, SLG: 0.449		2-1 FC6-4 1B			0-2 G1	1-2 G6-3		0-3 K		4	0	1	0	0	1	1											
Joe Randa, R OBP: 0.344, SLG: 0.376		1-0 FC6-4 WP			2-0 1B	1-1 G6-3		0-0 G1-3		4	1	1	0	0	0	2											
Ken Harvey, R OBP: 0.356, SLG: 0.469		2-1 G5-3			2-2 F8		0-1 4 HBP SF9 2B	1-1 G5-3		4	1	1	0	0	0	2											
Desi Relaford, S OBP: 0.283, SLG: 0.279			1-1 F8		0-0 1B	1-2 1B	4-0 SF9 29 2B HBP BB			2	1	1	0	1	0	0											
Kelly Stinnett, R OBP: 0.400, SLG: 0.625			0-1 G5-3		1-2 1B	1-2 1B	1-1 B1			3	0	1	1	0	0	2											
Inning Stats	R: 0 E: 0 K: 1 S: 11	H: 0 LOB: 0 BB: 0 P: 13	R: 0 E: 0 K: 0 S: 6	H: 1 LOB: 1 BB: 0 P: 11	R: 0 E: 0 K: 0 S: 6	H: 0 LOB: 0 BB: 0 P: 8	R: 0 E: 0 K: 1 S: 9	H: 0 LOB: 0 BB: 0 P: 14	R: 1 E: 0 K: 0 S: 12	H: 3 LOB: 2 BB: 0 P: 18	R: 1 E: 0 K: 0 S: 11	H: 2 LOB: 1 BB: 1 P: 19	R: 3 E: 0 K: 0 S: 11	H: 2 LOB: 1 BB: 1 P: 20	R: 0 E: 0 K: 1 S: 6	H: 0 LOB: 0 BB: 0 P: 7	R: 0 E: 0 K: 1 S: 6	H: 0 LOB: 0 BB: 0 P: 7	1B: 6 2B: 2 3B: 0 HR: 0	SF: 1 SAC: 0 DP: 0 HBP: 1	WP: 1 PB: 0 SB: 1 CS: 0	PA: 34					
PITCHER	IP	WLS	BF	H	R	ER	SO	BB	IBB	HBP	BLK	WP	HR	S	P	ERA	WHIP										
32 Roy Halladay, R ERA: 3.99	(1, 1)	6.2	L 30	8	5	5	2	2	0	1	0	0	0	63	99	6.75	1.500										
54 Jason Frasor, R ERA: 1.39	(7, 1)	1.1	4	0	0	0	1	0	0	0	0	0	0	9	11	0.00	0.000										

Toronto Blue Jays @ Kansas City Royals
Kauffman Stadium, Kansas City, MO
Tue May 11 2004, 7:10 PM CDT
Att: 15,779 - Cloudy - 79 F

AB	30
R	5
H	8
RBI	5
BB	2
SO	3
LOB	10



Batter	1	2	3	4	5	6	7	8	9	AB	R	H	RBI	BB	SO	LOB	TOP										
3 Reed Johnson, R OBP: 0.333, SLG: 0.423	0-1 G6-4-3 1B		1-2 G6-4-3		1-1 2B 3-H 1B		0-1 G6-3	0-2 F8		5	0	2	1	0	0	4											
Frank Catalanotto, L OBP: 0.361, SLG: 0.465	0-1 G6-4-3		2-2 G4-3		0-1 2B		3-2 PB BB 1B	1-0 F8		5	0	2	1	0	0	4											
10 Vernon Wells, R OBP: 0.344, SLG: 0.403	1-2 E6			1-2 G4-6-3 1B		0-1 BB	0-3 K	4-0 BB		3	0	1	0	2	1	1											
Carlos Delgado, L OBP: 0.329, SLG: 0.409	1-1 G4-3			2-2 G4-6-3 1B	1-1 P6		4-1 PB BB	1-3 K		4	0	0	0	1	1	8											
Josh Phelps, R OBP: 0.306, SLG: 0.370		1-2 G6-3		0-1 F9		1-2 L9	4-1 BB	2-3 K		4	0	0	0	1	1	0											
Eric Hinske, L OBP: 0.310, SLG: 0.358		0-1 F7			4-2 B1-6 BB	1-2 G4-3	0-2 P6	3-1 F8		4	0	0	0	1	0	3											
Orlando Hudson, S OBP: 0.369, SLG: 0.518		3-3 K2-3			0-1 1B 1-2 3 1B 1B	3-2 BB 1B	4-1 9 BB	3-3 K		4	2	2	0	1	2	0											
9 Gregg Zaun, S OBP: 0.560, SLG: 0.739			0-2 G6-4-3 BB 1B		0-0 B1-6	4-0 FC5-4 IBB	0-0 F8 1B			3	0	2	0	1	0	2											
Chris Gomez, R OBP: 0.379, SLG: 0.379			4-1 G6-4-3 BB		3-2 3 1B 2B 1B	1-1 FC5-4	0-1 10 BB 1B			3	1	2	1	1	0	2											
Inning Stats	R: 0 E: 1 K: 0 S: 9	H: 1 LOB: 1 BB: 0 P: 11	R: 0 E: 0 K: 1 S: 10	H: 0 LOB: 0 BB: 0 P: 14	R: 0 E: 0 K: 0 S: 14	H: 1 LOB: 1 BB: 1 P: 21	R: 0 E: 0 K: 0 S: 9	H: 1 LOB: 0 BB: 0 P: 12	R: 2 E: 0 K: 0 S: 19	H: 4 LOB: 3 BB: 2 P: 32	R: 0 E: 1 K: 0 S: 16	H: 1 LOB: 2 BB: 1 P: 26	R: 0 E: 0 K: 1 S: 14	H: 1 LOB: 3 BB: 2 P: 25	R: 1 E: 0 K: 1 S: 11	H: 2 LOB: 3 BB: 2 P: 21	R: 0 E: 0 K: 2 S: 9	H: 0 LOB: 0 BB: 0 P: 17	1B: 10 2B: 2 3B: 0 HR: 0	SF: 0 SAC: 0 DP: 4 HBP: 0	WP: 0 PB: 1 SB: 0 CS: 0	PA: 43					
PITCHER	IP	WLS	BF	H	R	ER	SO	BB	IBB	HBP	BLK	WP	HR	S	P	ERA	WHIP										
Jeremy Affeldt, L ERA: 4.89	(1, 1)	5.0	22	7	2	2	1	3	0	0	0	0	0	61	90	3.60	2.000										
Jason Grimsley, R ERA: 3.07	(6, 1)	1.2	8	2	0	0	1	0	1	0	0	0	0	25	38	0.00	1.200										
Jaime Cerda, L ERA: 5.4	(7, 1)	0.1	5	1	1	1	0	2	1	0	0	0	0	7	19	27.00	9.000										
Nate Field, R ERA: 1.98	(8, 1)	2.0	W	8	1	0	0	3	1	0	0	0	0	18	32	0.00	1.000										

Toronto Blue Jays @ Kansas City Royals
Kauffman Stadium, Kansas City, MO

AB 35
R 3
H 11
RBI 3
BB 8
SO 5
LOB 24



Wed May 12 2004, 1:10 PM CDT
Att: 29,309 - Unknown - 75 F

Batter	1	2	3	4	5	6	7	8	9	AB	R	H	RBI	BB	SO	LOB	BOTTOM										
4 Angel Berroa, R OBP: 0.233, SLG: 0.277	1-3 K		0-2 P4		2-1 E4 F9 2B		1-2 FC6-4		1-2 G4-3	5	0	1	0	0	1	2											
Carlos Beltrán, S OBP: 0.405, SLG: 0.659	2-2 HR		4-0 29 1B BB		3-2 F9		1-1 F9		4-2 29 BB	3	2	1	1	2	0	2											
29 Mike Sweeney, R OBP: 0.358, SLG: 0.459	4-1 BB		1-2 CS 1B		4-1 BB				0-2 G4-3	3	0	2	2	2	0	0											
Juan Gonzalez, R OBP: 0.313, SLG: 0.439	1-0 P5		2-2 P4		2-3 K				1-1 P1	4	0	0	0	0	1	5											
Joe Randa, R OBP: 0.357, SLG: 0.389	1-2 1B		1-2 CS	0-1 G5-4-3 1B		2-3 K		2-2 1B		4	0	3	0	0	1	0											
Ken Harvey, R OBP: 0.391, SLG: 0.460	3-3 K			0-0 F8		0-3 K		1-1 1B		4	0	1	0	0	2	3											
Benito Santiago, R ERA: 4.83		0-0 G3		2-2 G5-4-3		2-1 F8		1-0 P6		3	0	0	0	0	0	1											
Matt Stairs, L OBP: 0.352, SLG: 0.443										1	0	0	0	0	0	2											
Kelly Stinnett, R OBP: 0.400, SLG: 0.625										0	0	0	0	0	0	0											
Desi Relaford, S OBP: 0.300, SLG: 0.283		1-2 G6-3			4-1 4 2B E BB		2-2 G1-3		3-1 4 G4-3 29 BB G3 1B	3	2	1	0	1	0	0											
Aaron Guiel, L OBP: 0.279, SLG: 0.360					2-2 F8		4-1 4 FC6-4 BB		2-1 G3	3	0	0	0	1	1	2											
Inning Stats	R: 1 E: 0 K: 2 S: 16	H: 2 LOB: 2 BB: 1 P: 28	R: 0 E: 0 K: 1 S: 8	H: 0 LOB: 0 BB: 0 P: 9	R: 0 E: 0 K: 0 S: 12	H: 1 LOB: 1 BB: 1 P: 20	R: 0 E: 0 K: 0 S: 6	H: 1 LOB: 0 BB: 0 P: 8	R: 1 E: 1 K: 1 S: 17	H: 1 LOB: 2 BB: 2 P: 33	R: 0 E: 0 K: 2 S: 8	H: 0 LOB: 1 BB: 1 P: 12	R: 0 E: 0 K: 0 S: 11	H: 0 LOB: 1 BB: 1 P: 19	R: 0 E: 0 K: 0 S: 11	H: 2 LOB: 2 BB: 0 P: 16	R: 2 E: 0 K: 0 S: 12	H: 2 LOB: 1 BB: 1 P: 24	1B: 6 2B: 2 3B: 0 HR: 1	SF: 0 SAC: 0 DP: 1 HBP: 0	WP: 0 PB: 0 SB: 0 CS: 1	PA: 40					
PITCHER	IP	WLS	BF	H	R	ER	SO	BB	IBB	HBP	BLK	WP	HR	S	P	ERA	WHIP										
Ted Lilly, L ERA: 4.83	(1, 1)	5.0	22	5	2	2	4	4	0	0	0	0	0	59	98	3.60	1.800										
Michael Nakamura, R ERA: 3.18	(6, 1)	1.2	6	0	0	0	2	1	0	0	0	0	0	17	28	0.00	0.600										
Jason Kershner, L ERA: 5.97	(7, 1)	0.1	1	0	0	0	0	0	0	0	0	0	0	2	3	0.00	0.000										
Kerry Ligtenberg, R ERA: 1.98	(8, 1)	0.2	H	4	2	0	0	0	0	0	0	0	0	10	14	0.00	3.000										
Terry Adams, R ERA: 3.44	(8, 1)	1.0	L	6	2	2	0	1	0	0	0	0	0	13	26	18.00	3.000										

Toronto Blue Jays @ Kansas City Royals
Kauffman Stadium, Kansas City, MO

AB 33
R 4
H 9
RBI 3
BB 6
SO 6
LOB 17



Wed May 12 2004, 1:10 PM CDT
Att: 29,309 - Unknown - 75 F

Batter	1	2	3	4	5	6	7	8	9	AB	R	H	RBI	BB	SO	LOB	TOP		
18 Johnny Damon, L OBP: 0.363, SLG: 0.396	0-0 34 BLK WP BB 1B	1-0 1-3 1B		1-1 F7			1-2 G6-3	2-3 K		5	1	2	0	0	1	3			
Mark Bellhorn, S OBP: 0.391, SLG: 0.383	4-2 WP 34 BLK 1B BB	1-1 SF8			1-0 G5-3 1B		2-2 F8	4-0 34 2B BB		2	2	1	1	2	0	0			
34 David Ortiz, L OBP: 0.335, SLG: 0.552	2-3 K	1-0 F9			2-2 F8		2-3 K	0-0 1-H 3-H 2B		5	0	1	2	0	2	4			
Manny Ramirez, R OBP: 0.433, SLG: 0.616 Dave McCarty, R OBP: 0.320, SLG: 0.409	0-3 K		2-3 K		1-2 G5-3			E6 1B K		4	1	1	0	0	2	3			
Jason Varitek, S OBP: 0.409, SLG: 0.505	4-0 1B WP IBB		1-2 F7		1-2 G4-3			1-1 2B 1B HBP	0-2 P5	3	1	0	0	1	0	1			
Brian Daubach, L OBP: 0.341, SLG: 0.514 Gabe Kapler, R OBP: 0.261, SLG: 0.282	3-2 1-3 2-H 3-H 1B		0-0 F7			3-1 G4-3		2-0 1B WP 2B	0-3 K	4	0	2	2	0	0	0			
Kevin Millar, R OBP: 0.357, SLG: 0.381	0-3 K			3-2 G5-3		4-1 BB		1-0 2-3 3-H 2B 1B	4-1 BB	3	1	1	1	2	1	2			
Cesar Crespo, S OBP: 0.212, SLG: 0.288		0-3 K2-3		1-2 G4-3 S 1B		2-0 F8		1-2 SH1-4 34 2B 2B	2-1 G3	5	1	2	1	0	1	2			
Pokey Reese, R OBP: 0.287, SLG: 0.350		4-2 18 1B SF8 BB		2-1 G4-3		2-2 G1-3		1-0 SH1-4		2	1	0	0	1	0	2			
Inning Stats	R: 2 E: 0 K: 3 S: 16	H: 2 LOB: 2 BB: 2 P: 29	R: 1 E: 0 K: 1 S: 11	H: 1 LOB: 1 BB: 1 P: 17	R: 0 E: 0 K: 1 S: 7	H: 0 LOB: 0 BB: 0 P: 10	R: 0 E: 0 K: 0 S: 11	H: 1 LOB: 1 BB: 0 P: 18	R: 0 E: 0 K: 0 S: 7	H: 0 LOB: 1 BB: 0 P: 16	R: 0 E: 0 K: 1 S: 10	H: 0 LOB: 0 BB: 0 P: 15	R: 6 E: 1 K: 2 S: 16	H: 5 LOB: 1 BB: 1 P: 31	R: 0 E: 0 K: 1 S: 9	H: 0 LOB: 0 BB: 0 P: 15	1B: 7 2B: 3 3B: 0 HR: 0	SF: 1 SAC: 1 DP: 0 HBP: 1	WP: 2 PA: 44 PB: 0 SB: 1 CS: 0
PITCHER	IP WLS BF H R ER SO BB IBB HBP BLK WP HR S P ERA WHIP	IP WLS BF H R ER SO BB IBB HBP BLK WP HR S P ERA WHIP	IP WLS BF H R ER SO BB IBB HBP BLK WP HR S P ERA WHIP	IP WLS BF H R ER SO BB IBB HBP BLK WP HR S P ERA WHIP	IP WLS BF H R ER SO BB IBB HBP BLK WP HR S P ERA WHIP	IP WLS BF H R ER SO BB IBB HBP BLK WP HR S P ERA WHIP	IP WLS BF H R ER SO BB IBB HBP BLK WP HR S P ERA WHIP	IP WLS BF H R ER SO BB IBB HBP BLK WP HR S P ERA WHIP	IP WLS BF H R ER SO BB IBB HBP BLK WP HR S P ERA WHIP	IP WLS BF H R ER SO BB IBB HBP BLK WP HR S P ERA WHIP	IP WLS BF H R ER SO BB IBB HBP BLK WP HR S P ERA WHIP	IP WLS BF H R ER SO BB IBB HBP BLK WP HR S P ERA WHIP	IP WLS BF H R ER SO BB IBB HBP BLK WP HR S P ERA WHIP	IP WLS BF H R ER SO BB IBB HBP BLK WP HR S P ERA WHIP	IP WLS BF H R ER SO BB IBB HBP BLK WP HR S P ERA WHIP	IP WLS BF H R ER SO BB IBB HBP BLK WP HR S P ERA WHIP	IP WLS BF H R ER SO BB IBB HBP BLK WP HR S P ERA WHIP	IP WLS BF H R ER SO BB IBB HBP BLK WP HR S P ERA WHIP	IP WLS BF H R ER SO BB IBB HBP BLK WP HR S P ERA WHIP

Boston Red Sox @ Toronto Blue Jays
SkyDome, Toronto, ON
Fri May 14 2004, 7:05 PM EDT
Att: 20,948 - Dome - 68 F

AB 35
R 9
H 10
RBI 7
BB 6
SO 9
LOB 18



Batter	1	2	3	4	5	6	7	8	9	AB	R	H	RBI	BB	SO	LOB	BOTTOM				
Orlando Hudson, S OBP: 0.386, SLG: 0.529	1-2 FC4-6 10 1B		2-2 P5		1-1 F7	1-2 FC5			0-1 F7	5	0	1	0	0	0	4					
Frank Catalanotto, L OBP: 0.390, SLG: 0.492	1-1 F7		1-0 G4-3			0-1 10 2B SF8 1B			0-3 K	5	1	1	0	0	1	2					
10 Vernon Wells, R OBP: 0.359, SLG: 0.415	1-1 FC4-6 1B		2-0 G6-3			0-0 SF8 FC6-4 2B			1-0 F9	5	1	2	0	0	0	1					
Carlos Delgado, L OBP: 0.329, SLG: 0.401	0-0 FC4-6			4-2 G4-3 BB		1-1 SF8			1-1 P1	2	0	0	1	1	0	2					
Josh Phelps, R OBP: 0.301, SLG: 0.357	3-3 K			0-1 G4-3		1-0 FC6-4 HBP			0-1 G6-3	3	0	0	0	0	1	3					
Eric Hinske, L OBP: 0.305, SLG: 0.351		3-1 G3-1		4-2 G4-6-3 BB		0-2 FC6-4			0-0 F8	3	1	0	1	1	0	1					
Simon Pond, L		0-3 K		1-2 G4-6-3		1-2 9 EL BB			4-1 9 HBP BB	2	0	0	0	2	1	2					
9 Gregg Zaun, S OBP: 0.517, SLG: 0.654		2-2 G3-1			0-1 P4	0-0 E5			1-1 FC5 HBP	3	0	0	0	0	0	1					
Chris Gomez, R OBP: 0.387, SLG: 0.375			4-2 G4-3 BB		2-1 F9	3-0 HBP			3-2 P5	2	0	0	0	1	0	2					
Inning Stats	R: 0 E: 0 K: 1 S: 11	H: 2 LOB: 0 BB: 0 P: 17	R: 0 E: 0 K: 1 S: 8	H: 0 LOB: 0 BB: 0 P: 13	R: 0 E: 0 K: 0 S: 9	H: 0 LOB: 1 BB: 1 P: 18	R: 0 E: 0 K: 0 S: 13	H: 0 LOB: 2 BB: 2 P: 22	R: 0 E: 0 K: 0 S: 6	H: 0 LOB: 0 BB: 0 P: 9	R: 3 E: 1 K: 0 S: 14	H: 2 LOB: 3 BB: 1 P: 24	R: 0 E: 0 K: 0 S: 6	H: 0 LOB: 0 BB: 0 P: 7	R: 0 E: 0 K: 0 S: 8	H: 0 LOB: 2 BB: 1 P: 16	R: 0 E: 0 K: 1 S: 6	H: 0 LOB: 0 BB: 0 P: 7	1B: 3 2B: 1 3B: 0 HR: 0	SF: 1 SAC: 0 DP: 1 HBP: 3	WP: 0 PA: 39 PB: 0 SB: 1 CS: 0
PITCHER	IP WLS BF H R ER SO BB IBB HBP BLK WP HR S P ERA WHIP	IP WLS BF H R ER SO BB IBB HBP BLK WP HR S P ERA WHIP	IP WLS BF H R ER SO BB IBB HBP BLK WP HR S P ERA WHIP	IP WLS BF H R ER SO BB IBB HBP BLK WP HR S P ERA WHIP	IP WLS BF H R ER SO BB IBB HBP BLK WP HR S P ERA WHIP	IP WLS BF H R ER SO BB IBB HBP BLK WP HR S P ERA WHIP	IP WLS BF H R ER SO BB IBB HBP BLK WP HR S P ERA WHIP	IP WLS BF H R ER SO BB IBB HBP BLK WP HR S P ERA WHIP	IP WLS BF H R ER SO BB IBB HBP BLK WP HR S P ERA WHIP	IP WLS BF H R ER SO BB IBB HBP BLK WP HR S P ERA WHIP	IP WLS BF H R ER SO BB IBB HBP BLK WP HR S P ERA WHIP	IP WLS BF H R ER SO BB IBB HBP BLK WP HR S P ERA WHIP	IP WLS BF H R ER SO BB IBB HBP BLK WP HR S P ERA WHIP	IP WLS BF H R ER SO BB IBB HBP BLK WP HR S P ERA WHIP	IP WLS BF H R ER SO BB IBB HBP BLK WP HR S P ERA WHIP	IP WLS BF H R ER SO BB IBB HBP BLK WP HR S P ERA WHIP	IP WLS BF H R ER SO BB IBB HBP BLK WP HR S P ERA WHIP	IP WLS BF H R ER SO BB IBB HBP BLK WP HR S P ERA WHIP	IP WLS BF H R ER SO BB IBB HBP BLK WP HR S P ERA WHIP		

Boston Red Sox @ Toronto Blue Jays
SkyDome, Toronto, ON
Fri May 14 2004, 7:05 PM EDT
Att: 20,948 - Dome - 68 F

AB 30
R 3
H 4
RBI 2
BB 5
SO 3
LOB 18



Batter	1	2	3	4	5	6	7	8	9	AB	R	H	RBI	BB	SO	LOB	TOP										
18 Johnny Damon, L OBP: 0.352, SLG: 0.382	G3	FC6-4		G4-3		F8			G4-3	5	0	0	0	0	0	3	Boston Red Sox @ Toronto Blue Jays SkyDome, Toronto, ON Sat May 15 2004, 1:05 PM EDT Att: 36,841 - Dome - 68 F										
Mark Bellhorn, S OBP: 0.398, SLG: 0.407	K			HR		P3	F8 WP			3	1	1	1	2	1	0											
34 David Ortiz, L Pokey Reese, R OBP: 0.287, SLG: 0.350			G3		HR		P4		F8	4	1	1	1	1	0	2											
Manny Ramirez, R OBP: 0.429, SLG: 0.603	FC5-4		F9				F8			3	0	0	0	1	0	2											
Kevin Millar, R Gabe Kapler, R OBP: 0.261, SLG: 0.282		2B		FC5-4		F9		F9		3	1	1	0	1	0	2											
Dave McCarty, R OBP: 0.315, SLG: 0.417		1B		FC5-4		F9			K	4	0	1	1	0	1	2											
Doug Mirabeli, R OBP: 0.419, SLG: 0.821		2B		FC4		K		L9		4	0	0	0	0	2	1											
20 Kevin Youkilis, R OBP: 0.500, SLG: 1.250		P6		HR				F9		4	1	2	1	0	0	2											
Cesar Crespo, S OBP: 0.196, SLG: 0.268		P4		K2-3		F7			G5-3	4	0	0	0	0	1	3											
Inning Stats	R: 0 H: 0 E: 0 K: 1 S: 12	H: 0 LOB: 1 BB: 1 P: 23	R: 1 H: 2 E: 1 K: 0 S: 16	H: 4 LOB: 2 BB: 0 P: 27	R: 1 H: 1 E: 0 K: 0 S: 7	H: 1 LOB: 1 BB: 1 P: 12	R: 1 H: 1 E: 0 K: 0 S: 15	H: 1 LOB: 0 BB: 0 P: 24	R: 1 H: 1 E: 0 K: 1 S: 11	H: 1 LOB: 1 BB: 0 P: 22	R: 0 H: 1 E: 0 K: 1 S: 8	H: 1 LOB: 1 BB: 0 P: 13	R: 0 H: 0 E: 0 K: 0 S: 11	H: 0 LOB: 1 BB: 1 P: 20	R: 0 H: 0 E: 0 K: 1 S: 6	H: 0 LOB: 0 BB: 0 P: 7	R: 0 H: 0 E: 0 K: 0 S: 7	H: 0 LOB: 1 BB: 1 P: 15	1B: 2 2B: 1 3B: 0 HR: 3	SF: 0 SAC: 0 DP: 0 HBP: 0	WP: 1 PB: 0 SB: 0 CS: 0	PA: 39					
PITCHER	IP	WLS	BF	H	R	ER	SO	BB	IBB	HBP	BLK	WP	HR	S	P	ERA	WHIP										
Pat Hentgen, R ERA: 5.79	5.0	L	24	5	4	4	3	3	0	0	0	0	3	61	108	7.20	1.600										
Michael Nakamura, R ERA: 2.7	2.0		8	1	0	0	1	1	0	0	0	1	0	19	33	0.00	1.000										
Kerry Ligtenberg, R ERA: 4.91	1.0		3	0	0	0	1	0	0	0	0	0	0	6	7	0.00	0.000										
Valerio De Los Santos, L ERA: 5.79	1.0		4	0	0	0	0	1	0	0	0	0	0	7	15	0.00	1.000										

Batter	1	2	3	4	5	6	7	8	9	AB	R	H	RBI	BB	SO	LOB	BOTTOM										
Orlando Hudson, S OBP: 0.375, SLG: 0.512	G4-3		K		K			P5		4	0	0	0	0	2	1	Boston Red Sox @ Toronto Blue Jays SkyDome, Toronto, ON Sat May 15 2004, 1:05 PM EDT Att: 36,841 - Dome - 68 F										
Frank Catalanotto, L OBP: 0.379, SLG: 0.477	G4-3		L6			G4-3			L7	4	0	0	0	0	0	1											
10 Vernon Wells, R OBP: 0.357, SLG: 0.411	E6		F9			F9				4	0	1	0	0	0	1											
Carlos Delgado, L OBP: 0.327, SLG: 0.393	F8			1B	HBP			K		3	0	0	0	0	2	2											
Josh Phelps, R OBP: 0.294, SLG: 0.347		G6-3		F9			G5-3			4	0	0	0	0	1	2											
Eric Hinske, L OBP: 0.312, SLG: 0.358						L9				3	0	2	0	0	0	0											
Simon Pond, L		F8		G6-3				F8		3	0	0	0	0	0	3											
Kevin Cash, R OBP: 0.292, SLG: 0.365			K					G6-3		3	0	0	0	0	2	1											
Chris Gomez, R OBP: 0.385, SLG: 0.403								G4-3		3	0	1	0	0	1	0											
Inning Stats	R: 0 H: 0 E: 1 K: 0 S: 8	H: 0 LOB: 1 BB: 0 P: 12	R: 0 H: 1 E: 0 K: 1 S: 11	H: 1 LOB: 1 BB: 0 P: 14	R: 0 H: 1 E: 0 K: 1 S: 9	H: 1 LOB: 1 BB: 0 P: 13	R: 0 H: 1 E: 0 K: 0 S: 13	H: 1 LOB: 1 BB: 0 P: 19	R: 0 H: 0 E: 0 K: 3 S: 9	H: 0 LOB: 0 BB: 0 P: 12	R: 0 H: 0 E: 0 K: 1 S: 5	H: 0 LOB: 0 BB: 0 P: 7	R: 0 H: 0 E: 0 K: 0 S: 7	H: 0 LOB: 0 BB: 0 P: 9	R: 0 H: 0 E: 0 K: 0 S: 8	H: 0 LOB: 0 BB: 0 P: 14	R: 0 H: 1 E: 0 K: 2 S: 12	H: 1 LOB: 1 BB: 0 P: 13	1B: 3 2B: 0 3B: 1 HR: 0	SF: 0 SAC: 0 DP: 1 HBP: 1	WP: 0 PB: 0 SB: 0 CS: 0	PA: 32					
PITCHER	IP	WLS	BF	H	R	ER	SO	BB	IBB	HBP	BLK	WP	HR	S	P	ERA	WHIP										
Bronson Arroyo, R ERA: 3.53	8.0	W	28	3	0	0	6	0	0	1	0	0	0	70	100	0.00	0.375										
Keith Foulke, R ERA: 0.43	1.0		4	1	0	0	2	0	0	0	0	0	0	12	13	0.00	1.000										



Batter	1	2	3	4	5	6	7	8	9	AB	R	H	RBI	BB	SO	LOB	TOP							
18 Johnny Damon, L (1, 8) OBP: 0.359, SLG: 0.385	1-2 FC3-6 1B		4-0 34 CS BB		0-1 BB 1B		0-1 G6-3		2-3 K	4	0	2	0	1	1	2								
Mark Bellhorn, S (1, 4) OBP: 0.394, SLG: 0.397	1-0 FC3-6 34 G3 1B		2-3 K		4-1 BB 1B		1-2 BB		2-3 K	3	1	0	0	1	2	2								
34 David Ortiz, L (1, 3) OBP: 0.335, SLG: 0.563	3-2 G3		2-2 CS		1-2 G4-3				2-1 2B	4	0	1	0	0	1	4								
Manny Ramirez, R (1, 10) OBP: 0.430, SLG: 0.597	0-2 FC4-6 2H 1B				3-2 G4-3		1-1 F7		4-0 IBB	3	0	1	1	1	0	0								
Brian Daubach, L (1, 7) OBP: 0.333, SLG: 0.488	0-1 FC4-6				1-0 1B		2-3 K		1-3 K	4	0	1	0	0	2	3								
Jason Varitek, S (1, 2) OBP: 0.397, SLG: 0.487					3-3 K		1-1 L6		0-2 P3	4	0	0	0	0	2	3								
20 Kevin Youkilis, R (1, 5) OBP: 0.500, SLG: 0.875					0-2 G1-3		2-3 K		3-2 1B	4	0	2	0	0	1	0								
Cesar Crespo, S (1, 9) OBP: 0.186, SLG: 0.254					2-2 G4-3		3-1 G6-3		2-2 G6-3	3	0	0	0	0	0	1								
Kevin Millar, R (9, PH) OBP: 0.256, SLG: 0.377									1-2 G6-3	1	0	0	0	0	0	1								
Pokey Reese, R (1, 6) OBP: 0.286, SLG: 0.346					1-2 G5-3		2-1 BB 18 1B 1B		2-2 K	4	0	1	0	0	1	2								
Inning Stats	R: 1 E: 0 K: 0 S: 14	H: 2 LOB: 1 BB: 0 P: 19	R: 0 E: 0 K: 1 S: 10	H: 0 LOB: 0 BB: 0 P: 15	R: 0 E: 0 K: 1 S: 8	H: 0 LOB: 0 BB: 1 P: 17	R: 0 E: 0 K: 2 S: 10	H: 1 LOB: 1 BB: 0 P: 19	R: 0 E: 0 K: 1 S: 15	H: 2 LOB: 3 BB: 1 P: 27	R: 0 E: 0 K: 0 S: 7	H: 0 LOB: 0 BB: 0 P: 11	R: 0 E: 0 K: 0 S: 11	H: 1 LOB: 1 BB: 0 P: 16	R: 0 E: 0 K: 2 S: 11	H: 1 LOB: 1 BB: 1 P: 20	R: 0 E: 0 K: 2 S: 13	H: 1 LOB: 1 BB: 0 P: 19	1B: 7 2B: 1 3B: 0 HR: 0	SF: 0 SAC: 0 DP: 0 HBP: 0	WP: 1 PB: 0 SB: 0 CS: 1	PA: 38		
PITCHER	IP WLS BF H R ER SO BB IBB HBP BLK WP HR S P ERA WHIP	7.0 W 28 6 1 1 6 2 0 0 0 0 0 75 124 1.29 1.143	1.0 H 5 1 0 0 2 0 1 0 0 0 0 11 20 0.00 1.000	1.0 S 4 1 0 0 2 0 0 0 0 1 0 13 19 0.00 1.000																				

Boston Red Sox @ Toronto Blue Jays
 SkyDome, Toronto, ON
 Sun May 16 2004, 1:05 PM EDT
 Att: 31,618 - Sunny - 57 F

AB 34
 R 1
 H 8
 RBI 1
 BB 3
 SO 10
 LOB 18



Batter	1	2	3	4	5	6	7	8	9	AB	R	H	RBI	BB	SO	LOB	BOTTOM							
Orlando Hudson, S (1, 4) OBP: 0.365, SLG: 0.496	0-0 G1-3		2-1 G5-3		3-2 G4-3		0-1 G1-3			4	0	0	0	0	0	1								
Frank Catalanotto, L (1, 7) OBP: 0.362, SLG: 0.477	0-2 F7				1-2 G6-3		1-1 F8 3 1B 1B		1-2 10 1B 1B	4	1	2	0	0	0	0								
10 Vernon Wells, R (1, 8) OBP: 0.360, SLG: 0.413	2-1 G6-3				1-2 HR 1B		1-0 F9		1-0 1B	4	1	2	0	0	0	1								
Carlos Delgado, L (1, 3) OBP: 0.331, SLG: 0.417					1-1 HR 1B		0-2 3 1B 1B		2-3 K	4	1	2	2	0	2	1								
Eric Hinske, L (1, 5) OBP: 0.304, SLG: 0.348					2-2 K		2-2 F8		2-3 K	4	0	0	0	0	2	3								
3 Reed Johnson, R (1, 9) OBP: 0.346, SLG: 0.448					2-3 K		3-2 1B		1-2 3H 0-1 1B	2	0	1	1	1	1	0								
Simon Pond, L (1, 10) OBP: 0.370, SLG: 0.386					2-0 F7		2-2 F7		0-1 G6-3	3	0	0	0	0	0	3								
Chris Gomez, R (1, 6) OBP: 0.370, SLG: 0.386					1-3 K		0-3 K		0-0 G6-3	3	0	0	0	0	2	0								
Kevin Cash, R (1, 2) OBP: 0.294, SLG: 0.364					3-3 K		0-1 1B		1-2 G5-3	3	0	1	0	0	1	0								
Inning Stats	R: 0 E: 0 K: 0 S: 6	H: 0 LOB: 0 BB: 0 P: 8	R: 0 E: 0 K: 1 S: 8	H: 0 LOB: 1 BB: 1 P: 20	R: 0 E: 0 K: 2 S: 8	H: 0 LOB: 0 BB: 0 P: 14	R: 2 E: 0 K: 2 S: 15	H: 2 LOB: 0 BB: 0 P: 22	R: 0 E: 0 K: 0 S: 15	H: 3 LOB: 2 BB: 0 P: 22	R: 0 E: 0 K: 0 S: 6	H: 0 LOB: 0 BB: 0 P: 7	R: 0 E: 0 K: 2 S: 16	H: 2 LOB: 1 BB: 0 P: 22	R: 0 E: 0 K: 2 S: 16	H: 2 LOB: 1 BB: 0 P: 22	1B: 7 2B: 0 3B: 0 HR: 1	SF: 0 SAC: 0 DP: 0 HBP: 0	WP: 0 PB: 0 SB: 0 CS: 0	PA: 32				
PITCHER	IP WLS BF H R ER SO BB IBB HBP BLK WP HR S P ERA WHIP	7.0 L 28 6 3 3 6 1 0 0 0 0 0 5 6 ∞ ∞	0.0 1 1 0 0 0 0 0 0 0 0 0 0 5 6 ∞ ∞	1.0 3 1 0 0 2 0 0 0 0 0 0 0 11 16 0.00 1.000																				

Boston Red Sox @ Toronto Blue Jays
 SkyDome, Toronto, ON
 Sun May 16 2004, 1:05 PM EDT
 Att: 31,618 - Sunny - 57 F

AB 31
 R 3
 H 8
 RBI 3
 BB 1
 SO 8
 LOB 9



Batter	1	2	3	4	5	6	7	8	9	AB	R	H	RBI	BB	SO	LOB	TOP								
Shannon Stewart, R (1, 7) OBP: 0.396, SLG: 0.403 Michael Ryan, L (9, FH) OBP: 0.375, SLG: 0.462	G5-3		2B				F9		E2 1B 2B	4	0	1	1	0	1	0									
Cristian Guzman, S (1, 6) OBP: 0.340, SLG: 0.392	K		K				P4		K 1B	5	0	1	1	0	0	3									
Doug Mientkiewicz, L (1, 3) OBP: 0.319, SLG: 0.362	L3		F9				K		F8 1B	5	0	1	0	0	1	1									
Matthew LeCroy, R (1, 2) OBP: 0.286, SLG: 0.308 Henry Blanco, R (9, 2) OBP: 0.297, SLG: 0.371		L5					K HR		P5 FC5-4 1B	5	2	2	0	0	0	2									
Tori Hunter, R (1, 8) OBP: 0.345, SLG: 0.603	K		K				K HR		K HR	4	2	2	2	0	2	1									
Jacque Jones, L (1, 9) OBP: 0.360, SLG: 0.511	1B		K				G3-1		K HR	4	1	2	2	0	1	1									
20 Lew Ford, R (1, 10) OBP: 0.396, SLG: 0.550	G6-3		HR				L6		K 1B	4	1	2	2	0	0	1									
5 Michael Cuddyer, R (1, 5) OBP: 0.264, SLG: 0.370			2B				K		G4-3 FC6-4 E	4	2	1	0	0	1	1									
Luis Rivas, R (1, 4) OBP: 0.257, SLG: 0.343	G5-3		G5-3				P4		F8	4	0	0	0	0	0	2									
Inning Stats	R: 0 E: 0 K: 1 S: 11	H: 0 LOB: 0 BB: 0 P: 15	R: 0 E: 0 K: 1 S: 8	H: 1 LOB: 1 BB: 0 P: 11	R: 1 E: 0 K: 1 S: 16	H: 2 LOB: 1 BB: 0 P: 24	R: 2 E: 0 K: 3 S: 17	H: 2 LOB: 0 BB: 0 P: 24	R: 0 E: 0 K: 1 S: 7	H: 0 LOB: 0 BB: 0 P: 13	R: 2 E: 0 K: 1 S: 11	H: 2 LOB: 0 BB: 0 P: 17	R: 0 E: 0 K: 0 S: 6	H: 0 LOB: 0 BB: 0 P: 10	R: 0 E: 0 K: 1 S: 9	H: 0 LOB: 0 BB: 0 P: 12	R: 4 E: 1 K: 0 S: 16	H: 6 LOB: 2 BB: 0 P: 28	1B: 5 2B: 5 3B: 0 HR: 3	SF: 0 SAC: 0 DP: 0 HBP: 0	WP: 1 PB: 0 SB: 0 CS: 0	PA: 40			
PITCHER	IP	WLS	BF	H	R	ER	SO	BB	IBB	HBP	BLK	WP	HR	S	P	ERA	WHIP								
Ted Lilly, L (1, 1) ERA: 5.24	5.2	24	7	5	5	8	0	0	0	0	0	1	2	68	102	7.94	1.235								
Kerry Ligtenberg, R (6, 1) ERA: 4.5	1.1	4	0	0	0	0	0	0	0	0	0	0	0	8	12	0.00	0.000								
Micheal Nakamura, R (8, 1) ERA: 3.77	1.0	L	6	3	3	2	1	0	0	0	0	0	1	15	25	18.00	3.000								
Aquilino Lopez, R (9, 1) ERA: 8.74	1.0	6	3	1	0	0	0	0	0	0	0	0	0	10	15	0.00	3.000								

Minnesota Twins @ Toronto Blue Jays
SkyDome, Toronto, ON
 Mon May 17 2004, 7:05 PM EDT
 Att: 13,502 - Cloudy - 55 F

AB 40
R 9
H 13
RBI 8
BB 0
SO 9
LOB 10



Batter	1	2	3	4	5	6	7	8	9	AB	R	H	RBI	BB	SO	LOB	BOTTOM								
Orlando Hudson, S (1, 4) OBP: 0.366, SLG: 0.489	1B		G3-1				P6		K	4	0	1	0	1	1	2									
Frank Catalanotto, L (1, 7) OBP: 0.365, SLG: 0.461	P5		G4-3				2B		BB	3	0	1	1	1	0	1									
10 Vernon Wells, R (1, 8) OBP: 0.361, SLG: 0.415	F8		2B				K		BB	4	0	1	0	1	2	4									
Carlos Delgado, L (1, 3) OBP: 0.322, SLG: 0.403	L3		K				G4-3		G4-3	5	0	0	1	0	1	6									
Eric Hinske, L (1, 5) OBP: 0.296, SLG: 0.338		G1-6-3					K		G3	4	0	0	0	0	1	2									
3 Reed Johnson, R (1, 9) OBP: 0.346, SLG: 0.442	1B		K				K		K	4	1	1	0	0	2	0									
Simon Pond, L (1, 10) OBP: 0.176, SLG: 0.067	F8		F8				F7		K	4	1	1	0	0	1	1									
Frank Menechino, R (1, 6) OBP: 0.205, SLG: 0.216	1B		2B				2B		L8	4	2	3	2	0	0	0									
Kevin Cash, R (1, 2) OBP: 0.295, SLG: 0.373 9 Gregg Zaun, S (9, FH) OBP: 0.533, SLG: 0.654	K		K				K		BB	3	1	1	1	0	2	2									
Inning Stats	R: 0 E: 0 K: 0 S: 10	H: 1 LOB: 1 BB: 0 P: 12	R: 1 E: 0 K: 1 S: 15	H: 2 LOB: 1 BB: 0 P: 18	R: 0 E: 0 K: 2 S: 10	H: 0 LOB: 0 BB: 0 P: 17	R: 1 E: 0 K: 2 S: 10	H: 2 LOB: 1 BB: 0 P: 16	R: 0 E: 0 K: 0 S: 7	H: 0 LOB: 0 BB: 0 P: 13	R: 3 E: 0 K: 0 S: 10	H: 3 LOB: 2 BB: 2 P: 21	R: 0 E: 0 K: 2 S: 9	H: 0 LOB: 0 BB: 0 P: 13	R: 0 E: 0 K: 2 S: 10	H: 0 LOB: 2 BB: 2 P: 22	1B: 4 2B: 5 3B: 0 HR: 0	SF: 0 SAC: 1 DP: 0 HBP: 0	WP: 0 PB: 0 SB: 1 CS: 0	PA: 40					
PITCHER	IP	WLS	BF	H	R	ER	SO	BB	IBB	HBP	BLK	WP	HR	S	P	ERA	WHIP								
Brad Radke, R (1, 1) ERA: 4.09	6.0	26	8	4	4	6	0	0	0	0	0	0	0	71	103	6.00	1.333								
J.C. Romero, L (7, 1) ERA: 5.49	1.0	B	6	1	1	1	0	1	1	0	0	0	0	6	16	9.00	2.000								
Juan Rincon, R (8, 1) ERA: 3.1	1.2	W	7	0	0	0	4	2	0	0	0	0	0	18	34	0.00	1.200								
Aaron Fultz, L (9, 1) ERA: 2.79	0.1	S	1	0	0	0	0	0	0	0	0	0	0	1	1	0.00	0.000								

Minnesota Twins @ Toronto Blue Jays
SkyDome, Toronto, ON
 Mon May 17 2004, 7:05 PM EDT
 Att: 13,502 - Cloudy - 55 F

AB 35
R 5
H 9
RBI 5
BB 4
SO 10
LOB 18



Batter	1	2	3	4	5	6	7	8	9	AB	R	H	RBI	BB	SO	LOB	TOP					
Michael Ryan, L OBP: 0.356, SLG: 0.419 (1, 10)										4	1	0	0	1	3	2	Minnesota Twins @ Toronto Blue Jays SkyDome, Toronto, ON Tue May 18 2004, 7:05 PM EDT Att: 25,405 - Cloudy - 70 F					
Cristian Guzman, S OBP: 0.335, SLG: 0.381 (1, 6)										4	0	0	0	1	1	2						
Doug Mientkiewicz, L OBP: 0.319, SLG: 0.377 Jose Offerman, S OBP: 0.355, SLG: 0.413 (8, PH) (8, 3)										2	0	0	0	1	1	3						
Matthew LeCroy, R OBP: 0.313, SLG: 0.333 Henry Blanco, R OBP: 0.297, SLG: 0.371 (8, PR) (8, 2)										4	0	2	2	0	0	1						
Tori Hunter, R OBP: 0.341, SLG: 0.580 (1, 8)										3	0	0	0	1	0	4						
Jacque Jones, L OBP: 0.357, SLG: 0.504 (1, 9)										4	1	1	0	0	1	1						
20 Lew Ford, R OBP: 0.399, SLG: 0.541 (1, 7)										2	0	0	0	2	1	0						
5 Michael Cuddyer, R OBP: 0.275, SLG: 0.369 (1, 5)										3	0	1	1	1	1	1						
Luis Rivas, R OBP: 0.259, SLG: 0.342 (1, 4)									3	1	1	0	0	0	1							
Inning Stats	R: 0 E: 0 K: 1 S: 11	H: 0 LOB: 1 BB: 1 P: 18	R: 0 E: 0 K: 2 S: 9	H: 0 LOB: 0 BB: 1 P: 19	R: 0 E: 0 K: 1 S: 11	H: 0 LOB: 0 BB: 0 P: 18	R: 0 E: 0 K: 0 S: 9	H: 0 LOB: 1 BB: 1 P: 15	R: 0 E: 0 K: 0 S: 5	H: 0 LOB: 1 BB: 1 P: 13	R: 2 E: 0 K: 1 S: 9	H: 2 LOB: 1 BB: 2 P: 22	R: 0 E: 0 K: 0 S: 9	H: 0 LOB: 1 BB: 1 P: 18	R: 0 E: 0 K: 1 S: 10	H: 1 LOB: 2 BB: 1 P: 19	R: 1 E: 0 K: 2 S: 13	H: 2 LOB: 2 BB: 1 P: 22	1B: 5 2B: 1 3B: 0 HR: 0	SF: 0 SAC: 1 DP: 2 HBP: 0	WP: 1 PB: 1 CS: 0	PA: 38
PITCHER	IP WLS BF H R ER SO BB IBB HBP BLK WP HR S P ERA WHIP																					
Miguel Batista, R ERA: 5.01 (1, 1)	6.0 W 23 2 2 2 5 5 0 0 0 1 0 54 105 3.00 1.167																					
54 Jason Frasor, R ERA: 1.0 (7, 1)	2.0 H 9 1 0 0 1 2 0 0 0 0 0 19 37 0.00 1.500																					
Terry Adams, R ERA: 3.54 (9, 1)	1.0 S 6 2 1 1 2 1 0 0 0 0 0 13 22 9.00 3.000																					

Batter	1	2	3	4	5	6	7	8	9	AB	R	H	RBI	BB	SO	LOB	BOTTOM			
3 Reed Johnson, R OBP: 0.355, SLG: 0.456 (1, 9)										5	1	3	2	0	2	0	Minnesota Twins @ Toronto Blue Jays SkyDome, Toronto, ON Tue May 18 2004, 7:05 PM EDT Att: 25,405 - Cloudy - 70 F			
Frank Menechino, R OBP: 0.324, SLG: 0.225 (1, 5)										3	0	1	0	2	1	2				
10 Vernon Wells, R OBP: 0.362, SLG: 0.421 (1, 8)										5	1	2	0	0	0	6				
Carlos Delgado, L OBP: 0.324, SLG: 0.408 (1, 3)										3	0	1	2	1	2	4				
Orlando Hudson, S OBP: 0.357, SLG: 0.474 (1, 4)										4	0	0	0	0	1	3				
Josh Phelps, R OBP: 0.293, SLG: 0.344 (1, 10)										4	1	1	0	0	1	1				
Chris Gomez, R OBP: 0.376, SLG: 0.392 (1, 6)										4	1	2	0	0	0	1				
Kevin Cash, R OBP: 0.293, SLG: 0.368 (1, 2)										4	1	1	0	0	1	3				
Dave Berg, R OBP: 0.194, SLG: 0.138 (1, 7)										3	0	0	1	0	1	1				
Inning Stats	R: 1 E: 0 K: 2 S: 13	H: 2 LOB: 1 BB: 0 P: 21	R: 0 E: 0 K: 2 S: 9	H: 1 LOB: 0 BB: 0 P: 15	R: 1 E: 1 K: 0 S: 9	H: 1 LOB: 1 BB: 1 P: 18	R: 0 E: 0 K: 0 S: 6	H: 0 LOB: 0 BB: 0 P: 9	R: 0 E: 0 K: 1 S: 14	H: 1 LOB: 2 BB: 1 P: 23	R: 3 E: 0 K: 1 S: 18	H: 4 LOB: 2 BB: 0 P: 27	R: 0 E: 1 K: 1 S: 10	H: 0 LOB: 2 BB: 1 P: 20	R: 0 E: 0 K: 2 S: 16	H: 2 LOB: 2 BB: 0 P: 21	1B: 8 2B: 3 3B: 0 HR: 0	SF: 1 SAC: 0 DP: 0 HBP: 1	WP: 0 PB: 0 SB: 1 CS: 0	PA: 40
PITCHER	IP WLS BF H R ER SO BB IBB HBP BLK WP HR S P ERA WHIP																			
Johan Santana, L ERA: 4.7 (1, 1)	5.1 L 27 8 5 4 6 2 0 1 0 0 0 0 63 104 6.75 1.875																			
Joe Roa, R ERA: 2.33 (6, 1)	1.2 8 1 0 0 1 1 0 0 0 0 0 0 16 29 0.00 1.200																			
Terry Mulholland, L ERA: 1.68 (8, 1)	1.0 5 2 0 0 2 0 0 0 0 0 0 0 16 21 0.00 2.000																			

Batter	1	2	3	4	5	6	7	8	9	AB	R	H	RBI	BB	SO	LOB	TOP					
20 Lew Ford, R OBP: 0.392, SLG: 0.524	G6-3		K			2B BB		F7	F7	4	1	0	0	1	1	0						
Cristian Guzman, S OBP: 0.325, SLG: 0.368	G4-3			F8		K		G6-3	K	5	0	0	0	0	2	1						
Jacque Jones, L OBP: 0.367, SLG: 0.514	G3			1B BB		2B		1B		3	1	2	0	1	0	0						
Jose Offerman, S OBP: 0.362, SLG: 0.430		K		G4-6-3		2B		K		4	0	2	2	0	2	1						
Tori Hunter, R OBP: 0.337, SLG: 0.565	G3			G4-6-3		F7			1B HR	4	1	1	0	0	0	3						
Michael Ryan, L OBP: 0.367, SLG: 0.413	1B				G6-3	5 8-2 IBB		F7		3	0	1	0	1	0	1						
5 Michael Cuddyer, R OBP: 0.395, SLG: 0.372	F8			G4-3 BB		8-2		17 CS BB		2	1	1	0	2	0	1						
Henry Blanco, R OBP: 0.286, SLG: 0.366			F9		G4-3			F9		4	1	1	0	0	0	2						
17 Alex Prieto, R			G5-3		K			K		3	0	0	0	0	2	2						
Matthew LeCroy, R OBP: 0.333, SLG: 0.452								HR		1	1	1	4	0	0	0						
Inning Stats	R: 0 E: 0 K: 0 S: 5	H: 0 LOB: 0 BB: 0 P: 8	R: 0 E: 0 K: 1 S: 11	H: 1 LOB: 1 BB: 0 P: 17	R: 0 E: 0 K: 1 S: 8	H: 0 LOB: 0 BB: 0 P: 13	R: 0 E: 0 K: 0 S: 10	H: 1 LOB: 1 BB: 1 P: 21	R: 0 E: 0 K: 1 S: 9	H: 0 LOB: 1 BB: 1 P: 15	R: 2 E: 0 K: 1 S: 12	H: 2 LOB: 2 BB: 2 P: 26	R: 0 E: 0 K: 1 S: 8	H: 0 LOB: 0 BB: 1 P: 14	R: 0 E: 0 K: 1 S: 10	H: 1 LOB: 1 BB: 0 P: 14	R: 4 E: 0 K: 1 S: 19	H: 4 LOB: 0 BB: 0 P: 24	1B: 6 2B: 2 3B: 0 HR: 1	SF: 0 SAC: 0 DP: 1 HBP: 0	WP: 0 PB: 0 SB: 0 CS: 1	PA: 38
PITCHER	IP	WLS	BF	H	R	ER	SO	BB	IBB	HBP	BLK	WP	HR	S	P	ERA	WHIP					
Justin Miller, R ERA: 3.3	6.0		25	4	2	2	4	3	1	0	0	0	0	55	100	3.00	1.167					
Aquilino Lopez, R ERA: 7.92	1.1	H	4	0	0	0	1	1	0	0	0	0	0	10	18	0.00	0.750					
Jason Kershner, L ERA: 5.79	0.2	H	3	1	0	0	1	0	0	0	0	0	0	8	10	0.00	1.500					
Terry Adams, R ERA: 5.06	1.0	L	7	4	4	4	1	0	0	0	0	0	1	19	24	36.00	4.000					

Minnesota Twins @ Toronto Blue Jays
SkyDome, Toronto, ON
Wed May 19 2004, 12:35 PM EDT
Att: 25,675 - Sunny - G2 F

AB	33
R	6
H	9
RBI	6
BB	5
SO	7
LOB	11



Batter	1	2	3	4	5	6	7	8	9	AB	R	H	RBI	BB	SO	LOB	BOTTOM					
3 Reed Johnson, R OBP: 0.357, SLG: 0.450	G6-4-3	F9			G5-3		10 1B IBB		G3	4	0	1	0	1	0	2						
Orlando Hudson, S OBP: 0.346, SLG: 0.461	K		G1-3			K		K		4	0	0	0	0	3	4						
10 Vernon Wells, R OBP: 0.365, SLG: 0.429	G6-4-3		F8			9 1B	1-2 2-H	1B		4	1	2	2	0	0	1						
Carlos Delgado, L OBP: 0.328, SLG: 0.406		G3-1	9 BB	K		9 1B	1-2 2-H	K		3	1	1	0	1	2	2						
9 Gregg Zaun, S OBP: 0.559, SLG: 0.655		2B G3-1		G6-3		G6-3		G4-6-3		3	1	2	1	1	0	0						
Eric Hinske, L OBP: 0.289, SLG: 0.329		G3-1		L6		G6-3		K		4	0	0	0	0	1	5						
Josh Phelps, R OBP: 0.298, SLG: 0.361		E		F9		SH5-4		G4-6-3		4	1	2	1	0	0	1						
Simon Pond, L OBP: 0.200, SLG: 0.059		G4-3			G5-3		10 1B SH5-4			2	1	0	1	1	0	1						
Frank Menechino, R OBP: 0.297, SLG: 0.225										0	0	0	0	0	1	0						
Chris Gomez, R OBP: 0.368, SLG: 0.382		E5			L5		SH5-4		G1-4-6-3	2	0	0	0	0	0	1						
Frank Catalanotto, L OBP: 0.363, SLG: 0.478										1	0	0	0	0	0	1						
Inning Stats	R: 0 E: 0 K: 1 S: 6	H: 1 LOB: 0 BB: 0 P: 8	R: 2 E: 1 K: 0 S: 13	H: 2 LOB: 2 BB: 1 P: 24	R: 0 E: 0 K: 1 S: 8	H: 0 LOB: 0 BB: 0 P: 12	R: 0 E: 0 K: 0 S: 7	H: 0 LOB: 0 BB: 0 P: 11	R: 0 E: 0 K: 0 S: 6	H: 0 LOB: 0 BB: 0 P: 12	R: 1 E: 0 K: 1 S: 9	H: 2 LOB: 1 BB: 1 P: 17	R: 2 E: 0 K: 2 S: 18	H: 2 LOB: 2 BB: 2 P: 35	R: 0 E: 0 K: 1 S: 5	H: 1 LOB: 0 BB: 0 P: 7	R: 0 E: 0 K: 0 S: 9	H: 0 LOB: 0 BB: 1 P: 17	1B: 5 2B: 3 3B: 0 HR: 0	SF: 0 SAC: 1 DP: 4 HBP: 0	WP: 0 PB: 0 SB: 0 CS: 0	PA: 37
PITCHER	IP	WLS	BF	H	R	ER	SO	BB	IBB	HBP	BLK	WP	HR	S	P	ERA	WHIP					
Kyle Lohse, R ERA: 6.08	6.1		28	6	5	5	3	2	2	0	0	0	0	55	100	7.11	1.263					
J.C. Romero, L ERA: 5.4	0.1		1	0	0	0	1	0	0	0	0	0	0	3	5	0.00	0.000					
Juan Rincon, R ERA: 3.1	0.0		1	1	0	0	0	0	0	0	0	0	0	6	8	∞	∞					
Aaron Fultz, L ERA: 2.61	1.1	W	4	1	0	0	2	0	0	0	0	0	0	8	13	0.00	0.750					
36 Joe Nathan, R ERA: 1.31	1.0	S	3	0	0	0	0	1	0	0	0	0	0	9	17	0.00	1.000					

Minnesota Twins @ Toronto Blue Jays
SkyDome, Toronto, ON
Wed May 19 2004, 12:35 PM EDT
Att: 25,675 - Sunny - G2 F

AB	31
R	5
H	8
RBI	5
BB	5
SO	6
LOB	18



Batter	1	2	3	4	5	6	7	8	9	AB	R	H	RBI	BB	SO	LOB	TOP		
3 Reed Johnson, R OBP: 0.354, SLG: 0.444	F8		F8														4 0 1 0 0 0 0		
Orlando Hudson, S OBP: 0.339, SLG: 0.448	L8		G3-1														4 0 0 0 0 0 1		
10 Vernon Wells, R OBP: 0.363, SLG: 0.442	F8		HR														4 1 1 1 0 0 1		
Carlos Delgado, L OBP: 0.326, SLG: 0.399		1B 2B BB	G6-3														3 1 0 0 1 1 1		
Josh Phelps, R OBP: 0.297, SLG: 0.377	K																4 1 1 1 0 1 1		
Eric Hinske, L OBP: 0.288, SLG: 0.333	F8																4 0 1 0 0 0 1		
Chris Gomez, R OBP: 0.363, SLG: 0.375		2B 1B															4 1 1 0 0 0 1		
Simon Pond, L OBP: 0.250, SLG: 0.333		2B 1H 2H															4 1 2 3 0 0 1		
Kevin Cash, R OBP: 0.286, SLG: 0.358	K																3 0 0 0 0 1 2		
Inning Stats	R: 0 E: 0 K: 0 S: 6	H: 0 LOB: 0 BB: 0 P: 9	R: 2 E: 0 K: 2 S: 18	H: 2 LOB: 1 BB: 1 P: 31	R: 1 E: 0 K: 0 S: 8	H: 1 LOB: 0 BB: 0 P: 14	R: 1 E: 0 K: 0 S: 15	H: 2 LOB: 1 BB: 0 P: 23	R: 0 E: 0 K: 0 S: 5	H: 0 LOB: 0 BB: 0 P: 8	R: 1 E: 0 K: 0 S: 9	H: 1 LOB: 0 BB: 0 P: 13	R: 0 E: 0 K: 1 S: 5	H: 0 LOB: 0 BB: 0 P: 8	R: 0 E: 0 K: 0 S: 8	H: 0 LOB: 0 BB: 0 P: 12	1B: 2 2B: 2 3B: 0 HR: 3	SF: 0 SAC: 0 DP: 0 HBP: 0	WP: 0 PA: 35 PB: 0 SB: 0 CS: 0
PITCHER	IP	WLS	BF	H	R	ER	SO	BB	IBB	HBP	BLK	WP	HR	S	P	ERA	WHIP		
Bronson Arroyo, R ERA: 4.1	6.0		26	7	5	5	2	1	0	0	0	0	3	62	98	7.50	1.333		
50 Mike Timlin, R ERA: 4.05	2.0	W	6	0	0	0	1	0	0	0	0	0	0	12	19	0.00	0.000		
Lenny DiNardo, L ERA: 3.0	1.0		3	0	0	0	0	0	0	0	0	0	0	8	12	0.00	0.000		

Toronto Blue Jays @ Boston Red Sox
Fenway Park, Boston, MA
Fri May 21 2004, 7:05 PM EDT
Att: 35,287 - Sunny - 68 F

AB 34
R 5
H 7
RBI 5
BB 1
SO 3
LOB 9



Batter	1	2	3	4	5	6	7	8	9	AB	R	H	RBI	BB	SO	LOB	BOTTOM		
18 Johnny Damon, L OBP: 0.366, SLG: 0.401	FC6-4 BB	G4-6-3															3 0 0 0 2 0 2		
Mark Bellhorn, S OBP: 0.389, SLG: 0.401	FC6-4																5 1 2 2 0 1 2		
34 David Ortiz, L OBP: 0.339, SLG: 0.539	L6	F8															4 0 1 1 1 0 2		
Manny Ramirez, R OBP: 0.429, SLG: 0.621	K																4 1 1 1 1 1 3		
Cesar Crespo, S OBP: 0.163, SLG: 0.250																	0 0 0 0 0 0 0		
Jason Varitek, S OBP: 0.413, SLG: 0.508		1B BB															2 3 1 0 2 0 2		
Brian Daubach, L OBP: 0.351, SLG: 0.440																	3 1 2 0 0 0 1		
Dave McCarty, R OBP: 0.309, SLG: 0.408	20 BB 1B	1B															1 0 0 0 0 0 1		
Kevin Millar, R OBP: 0.349, SLG: 0.377																	3 1 2 2 0 1 0		
Gabe Kapler, R OBP: 0.261, SLG: 0.292	1B 18 BB	1B															0 1 0 0 0 0 0		
20 Kevin Youkilis, R OBP: 0.412, SLG: 0.571	18 G4-6-3 2B BB	1B															2 2 0 0 2 1 1		
Pokey Reese, R OBP: 0.307, SLG: 0.359	18 G4-6-3 1B																4 1 2 3 0 0 1		
Inning Stats	R: 0 E: 0 K: 1 S: 7	H: 0 LOB: 1 BB: 1 P: 13	R: 4 E: 0 K: 0 S: 19	H: 4 LOB: 1 BB: 2 P: 31	R: 0 E: 0 K: 1 S: 10	H: 0 LOB: 0 BB: 0 P: 13	R: 0 E: 0 K: 0 S: 9	H: 1 LOB: 1 BB: 1 P: 15	R: 1 E: 0 K: 1 S: 13	H: 2 LOB: 1 BB: 0 P: 17	R: 0 E: 0 K: 1 S: 8	H: 0 LOB: 0 BB: 0 P: 12	R: 6 E: 1 K: 0 S: 26	H: 4 LOB: 2 BB: 3 P: 51	1B: 7 2B: 3 3B: 0 HR: 1	SF: 1 SAC: 0 DP: 3 HBP: 1	WP: 0 PA: 41 PB: 1 SB: 0 CS: 0		
PITCHER	IP	WLS	BF	H	R	ER	SO	BB	IBB	HBP	BLK	WP	HR	S	P	ERA	WHIP		
32 Roy Halladay, R ERA: 4.02	6.0		27	7	5	5	3	5	0	0	0	0	0	63	98	7.50	2.000		
Jason Kershner, L ERA: 5.23	1.0		3	0	0	0	1	0	0	0	0	0	0	8	12	0.00	0.000		
Micheal Nakamura, R ERA: 5.02	0.0	L	2	1	2	2	0	0	0	1	0	0	1	6	12	*	*		
Valerio De Los Santos, L ERA: 6.52	0.1		2	1	0	0	0	0	0	0	0	0	0	4	5	0.00	3.000		
Kerry Ligtenberg, R ERA: 5.63	0.0		3	1	1	1	0	1	1	0	0	0	0	7	15	*	*		

Toronto Blue Jays @ Boston Red Sox
Fenway Park, Boston, MA
Fri May 21 2004, 7:05 PM EDT
Att: 35,287 - Sunny - 68 F

AB 31
R 11
H 11
RBI 9
BB 8
SO 4
LOB 15




Batter	1	2	3	4	5	6	7	8	9	AB	R	H	RBI	BB	SO	LOB	TOP					
3 Reed Johnson, R OBP: 0.391, SLG: 0.438										4	0	1	0	0	2	1	Toronto Blue Jays @ Boston Red Sox Fenway Park, Boston, MA Sat May 22 2004, 7:05 PM EDT Att: 35,196 - Sunny - 49 F					
Eric Hinske, L OBP: 0.287, SLG: 0.331										4	0	1	1	0	3	1						
10 Vernon Wells, R OBP: 0.360, SLG: 0.438										4	0	1	0	0	0	0						
Carlos Delgado, L OBP: 0.325, SLG: 0.391										3	0	0	0	1	0	2						
Josh Phelps, R OBP: 0.295, SLG: 0.370										3	0	0	0	1	0	3						
9 Gregg Zaun, S OBP: 0.526, SLG: 0.606										4	0	1	0	0	1	2						
Simon Pond, L OBP: 0.214, SLG: 0.280										4	0	0	0	0	2	2						
Orlando Hudson, S OBP: 0.339, SLG: 0.453										3	1	1	0	0	1	0						
Frank Menechino, R OBP: 0.271, SLG: 0.279										3	1	1	1	0	0	0						
Inning Stats	R: 0 E: 0 K: 2 S: 10	H: 0 LOB: 0 BB: 0 P: 16	R: 0 E: 0 K: 0 S: 10	H: 1 LOB: 1 BB: 0 P: 14	R: 2 E: 0 K: 1 S: 17	H: 4 LOB: 2 BB: 0 P: 25	R: 0 E: 0 K: 3 S: 12	H: 0 LOB: 0 BB: 0 P: 18	R: 0 E: 0 K: 1 S: 7	H: 0 LOB: 0 BB: 0 P: 10	R: 0 E: 0 K: 0 S: 14	H: 0 LOB: 1 BB: 1 P: 24	R: 0 E: 0 K: 1 S: 6	H: 0 LOB: 0 BB: 0 P: 9	R: 0 E: 0 K: 1 S: 8	H: 1 LOB: 0 BB: 0 P: 10	R: 0 E: 0 K: 0 S: 10	H: 0 LOB: 1 BB: 1 P: 16	1B: 4 2B: 1 3B: 1 HR: 0	SF: 0 SAC: 0 DP: 0 HBP: 0	WP: 0 PB: 0 SB: 0 CS: 1	PA: 34
PITCHER	IP	WLS	BF	H	R	ER	SO	BB	IBB	HBP	BLK	WP	HR	S	P	ERA	WHIP					
Pedro Martinez, R ERA: 3.68	(1, 1)	6.0	24	5	2	2	7	1	0	0	0	0	0	70	107	3.00	1.000					
Anastasio Martinez, R ERA: 3.2	(7, 1)	1.0	W	4	1	0	1	0	0	0	0	0	0	7	10	0.00	1.000					
Alan Embree, L ERA: 3.2	(8, 1)	1.0	H	2	0	0	1	0	0	0	0	0	0	7	9	0.00	0.000					
Keith Foulke, R ERA: 0.39	(9, 1)	1.0	S	4	0	0	0	1	0	0	0	0	0	10	16	0.00	1.000					

Batter	1	2	3	4	5	6	7	8	9	AB	R	H	RBI	BB	SO	LOB	BOTTOM					
18 Johnny Damon, L OBP: 0.374, SLG: 0.406										3	0	2	0	1	0	0	Toronto Blue Jays @ Boston Red Sox Fenway Park, Boston, MA Sat May 22 2004, 7:05 PM EDT Att: 35,196 - Sunny - 49 F					
Mark Bellhorn, S OBP: 0.392, SLG: 0.404										4	1	2	1	0	2	2						
Kevin Millar, R OBP: 0.347, SLG: 0.373										4	0	1	0	0	1	5						
Cesar Crespo, S OBP: 0.183, SLG: 0.250										0	0	0	0	0	0	0						
Manny Ramirez, R OBP: 0.431, SLG: 0.636										4	2	2	2	0	1	2						
Jason Varitek, S OBP: 0.416, SLG: 0.516										4	0	2	0	0	2	0						
Doug Mirabeli, R OBP: 0.376, SLG: 0.697										1	0	0	0	1	1	1						
34 David Ortiz, L OBP: 0.340, SLG: 0.539										2	1	1	1	0	1	0						
20 Kevin Youkilis, R OBP: 0.381, SLG: 0.500										4	1	1	0	0	1	4						
Gabe Kapler, R OBP: 0.255, SLG: 0.286										2	0	0	0	0	2	1						
Brian Daubach, L OBP: 0.351, SLG: 0.440										0	0	0	0	0	0	0						
Dave McCarty, R OBP: 0.316, SLG: 0.400										1	0	0	0	1	0	2						
Pokey Reese, R OBP: 0.298, SLG: 0.347										4	0	0	0	0	1	3						
Inning Stats	R: 0 E: 0 K: 1 S: 9	H: 2 LOB: 1 BB: 0 P: 11	R: 0 E: 0 K: 3 S: 11	H: 1 LOB: 1 BB: 0 P: 17	R: 0 E: 0 K: 2 S: 10	H: 0 LOB: 1 BB: 1 P: 16	R: 0 E: 0 K: 2 S: 9	H: 0 LOB: 1 BB: 1 P: 18	R: 0 E: 0 K: 1 S: 7	H: 0 LOB: 0 BB: 0 P: 12	R: 2 E: 0 K: 2 S: 19	H: 2 LOB: 0 BB: 0 P: 26	R: 1 E: 0 K: 1 S: 18	H: 3 LOB: 2 BB: 1 P: 27	R: 2 E: 0 K: 0 S: 13	H: 3 LOB: 1 BB: 0 P: 18	R: 0 E: 0 K: 0 S: 10	H: 0 LOB: 1 BB: 0 P: 16	1B: 9 2B: 1 3B: 0 HR: 1	SF: 0 SAC: 0 DP: 2 HBP: 0	WP: 0 PB: 1 SB: 0 CS: 0	PA: 36
PITCHER	IP	WLS	BF	H	R	ER	SO	BB	IBB	HBP	BLK	WP	HR	S	P	ERA	WHIP					
Ted Lilly, L ERA: 5.06	(1, 1)	5.2	23	5	2	2	10	2	0	0	1	0	0	9	12	27.00	3.000					
Kerry Ligtenberg, R ERA: 6.06	(6, 1)	0.1	L	2	1	1	1	0	0	0	0	0	0	9	12	27.00	3.000					
Jason Kershner, L ERA: 5.06	(7, 1)	0.1	4	2	0	0	1	1	0	0	0	0	0	11	19	0.00	9.000					
Terry Adams, R ERA: 4.94	(7, 1)	1.2	7	3	2	1	0	0	0	0	0	0	0	18	24	5.40	1.800					

AB	32
R	2
H	6
RBI	2
BB	2
SO	9
LOB	11



AB	33
R	5
H	11
RBI	4
BB	3
SO	12
LOB	20



Batter	1	2	3	4	5	6	7	8	9	AB	R	H	RBI	BB	SO	LOB	TOP										
3 Reed Johnson, R OBP: 0.348, SLG: 0.429	0-3 K			2-0 10 1B WP 1B HBP	1-1 FC6-4			2-3 K		3	1	0	0	0	2	1	Toronto Blue Jays @ Boston Red Sox Fenway Park, Boston, MA Sun May 23 2004, 2:05 PM EDT Att: 35,239 - Cloudy - 54 F										
Frank Menechino, R OBP: 0.288, SLG: 0.283	1-3 K			4-1 10 1B 1-2 BB		2-1 10 FC5-4 1B		2-1 E6 DI		3	1	1	0	1	1	0											
10 Vernon Wells, R OBP: 0.358, SLG: 0.433	0-0 F8			0-0 G6-4-3 1B 1-2 2-3 1B		0-1 FC5-4 1B 1-2		0-0 L9		4	0	1	0	0	0	2											
Carlos Delgado, L OBP: 0.328, SLG: 0.394		0-0 G3		3-1 G6-4-3 1B 1-2 2H 3-H		3-1 G6-3 1B 1-2		2-2 K		4	0	2	2	0	1	1											
Josh Phelps, R OBP: 0.294, SLG: 0.367		2-1 G1-6-3 1B		0-0 G6-4-3 1-2 2-3		0-2 G6-3 1-2		3-2 G5-3		4	0	1	0	0	0	4											
Eric Hinske, L OBP: 0.281, SLG: 0.323		0-1 G1-6-3 1-2		0-0 F8			0-1 G1-3		1-2 L6		4	0	0	0	0	2											
Orlando Hudson, S OBP: 0.337, SLG: 0.450			2-2 G4-3		2-1 F8		1-2 1B		4-1 BB		1	0	0	0	0	0											
Chris Gomez, R OBP: 0.372, SLG: 0.378											2	0	1	0	1	0											
Simon Pond, L OBP: 0.226, SLG: 0.286			2-1 F8		1-1 FC6-4 1B		1-3 K		2-3 K		3	0	1	0	0	1											
Dave Berg, R OBP: 0.186, SLG: 0.133											1	0	0	0	0	1											
Kevin Cash, R OBP: 0.279, SLG: 0.348			2-3 K		0-1 F9		2-2 G5-3				3	0	0	0	0	1	2										
Inning Stats	R: 0 E: 0 K: 2 S: 7	H: 0 LOB: 0 BB: 0 P: 8	R: 0 E: 0 K: 0 S: 5	H: 1 LOB: 0 BB: 0 P: 7	R: 0 E: 0 K: 1 S: 10	H: 0 LOB: 0 BB: 0 P: 16	R: 2 E: 0 K: 0 S: 6	H: 2 LOB: 1 BB: 1 P: 15	R: 0 E: 0 K: 1 S: 8	H: 1 LOB: 1 BB: 0 P: 12	R: 0 E: 0 K: 0 S: 9	H: 2 LOB: 1 BB: 0 P: 14	R: 0 E: 1 K: 1 S: 13	H: 1 LOB: 1 BB: 0 P: 17	R: 0 E: 1 K: 2 S: 11	H: 0 LOB: 1 BB: 0 P: 17	R: 0 E: 0 K: 1 S: 11	H: 0 LOB: 1 BB: 1 P: 21	1B: 7 2B: 0 3B: 0 HR: 0	SF: 0 SAC: 0 DP: 3 HBP: 1	WP: 1 PB: 0 SB: 0 CS: 0	PA: 35					
PITCHER	IP	WLS	BF	H	R	ER	SO	BB	IBB	HBP	BLK	WP	HR	S	P	ERA	WHIP										
49 Tim Wakefield, R ERA: 3.21	7.0	W	27	7	2	2	4	1	0	1	0	1	0	58	89	2.57	1.143										
50 Mike Timlin, R ERA: 3.5	1.1		5	0	0	0	2	0	0	0	0	0	0	15	24	0.00	0.000										
Alan Embree, L ERA: 3.1	0.2		3	0	0	0	1	1	0	0	0	0	0	7	14	0.00	1.500										

Batter	1	2	3	4	5	6	7	8	9	AB	R	H	RBI	BB	SO	LOB	BOTTOM										
18 Johnny Damon, L OBP: 0.379, SLG: 0.411	4-0 E 34 2B BB	0-2 CS 1B	2-1 E 34 2B 1B		2-3 K			0-0 SF8		3	2	2	2	1	1	0	Toronto Blue Jays @ Boston Red Sox Fenway Park, Boston, MA Sun May 23 2004, 2:05 PM EDT Att: 35,239 - Cloudy - 54 F										
Mark Bellhorn, S OBP: 0.392, SLG: 0.400	0-1 E4 34 2B BB	4-2 34 1B BB	E9 34 2B 1B		1-1 F8		2-1 K		0-3 K		4	2	1	1	1	2											
34 David Ortiz, L OBP: 0.547, SLG: 0.552	1-0 BB	1-1 BB	1-1 BB			0-1 G4-3		0-0 F7		5	0	3	3	0	0	0											
Dave McCarty, R OBP: 0.316, SLG: 0.400	1-3 2-H 2B	1-3 BB	2-H 3-H 2B							0	0	0	0	0	0	0											
Manny Ramirez, R OBP: 0.430, SLG: 0.625	3-3 K	4-2 BB	P2			4-2 BB		1-2 G6-3		3	0	0	0	2	1	3											
Brian Daubach, L OBP: 0.339, SLG: 0.407	4-0 BB	2-3 K			1-1 G4-3		1-2 P6		1-3 K		4	0	0	0	1	2		4									
Pokey Reese, R OBP: 0.298, SLG: 0.347										0	0	0	0	0	0	0											
Kevin Millar, R OBP: 0.351, SLG: 0.368	4-2 BB		4-2 BB		0-0 G5-3		3-2 F9			2	0	0	1	2	0	1											
Gabe Kapler, R OBP: 0.255, SLG: 0.286			20 FC6-4 BB							0	0	0	0	0	0	0											
20 Kevin Youkilis, R OBP: 0.400, SLG: 0.450	2-3 K		FC6-4 1B 18 1B 1-2		4-2 BB		4-2 FC3-6 18 SF8 BB			2	2	0	0	2	1	4											
Doug Mirabeli, R OBP: 0.390, SLG: 0.667	1-2 G6-3		2-2 18 1B E		1-0 G1-3		4-1 FC3-6 BB		1-2 BB	3	1	1	0	1	0	4											
Cesar Crespo, S OBP: 0.172, SLG: 0.234		0-1 G4-3	2-1 F7		2-1 G6-3		1-0 FC3-6 18 SF8 PB		1-2 BB	4	0	0	0	0	0	4											
Inning Stats	R: 2 E: 1 K: 2 S: 14	H: 1 LOB: 3 BB: 3 P: 33	R: 0 E: 0 K: 1 S: 14	H: 2 LOB: 3 BB: 2 P: 25	R: 4 E: 1 K: 0 S: 19	H: 4 LOB: 1 BB: 1 P: 36	R: 0 E: 0 K: 0 S: 7	H: 0 LOB: 1 BB: 1 P: 13	R: 0 E: 0 K: 1 S: 7	H: 0 LOB: 0 BB: 0 P: 12	R: 0 E: 0 K: 0 S: 11	H: 0 LOB: 1 BB: 1 P: 19	R: 1 E: 0 K: 1 S: 8	H: 0 LOB: 1 BB: 2 P: 17	R: 0 E: 0 K: 1 S: 8	H: 0 LOB: 0 BB: 0 P: 10	1B: 5 2B: 2 3B: 0 HR: 0	SF: 1 SAC: 0 DP: 0 HBP: 0	WP: 0 PB: 1 SB: 0 CS: 1	PA: 41							
PITCHER	IP	WLS	BF	H	R	ER	SO	BB	IBB	HBP	BLK	WP	HR	S	P	ERA	WHIP										
Miguel Batista, R ERA: 5.5	3.0	L	22	7	6	5	3	6	0	0	0	0	0	47	94	15.00	4.333										
Aquilino Lopez, R ERA: 6.3	3.0		11	0	0	0	1	2	0	0	0	0	0	25	44	0.00	0.667										
Micheal Nakamura, R ERA: 5.28	1.0		5	0	1	1	1	2	0	0	0	0	0	8	17	9.00	2.000										
54 Jason Frasor, R ERA: 0.95	1.0		3	0	0	0	1	0	0	0	0	0	0	8	10	0.00	0.000										



Batter	1	2	3	4	5	6	7	8	9	10	AB	R	H	RBI	BB	SO	LOB	TOP						
David Eckstein, R OBP: 0.329, SLG: 0.304 (1.6)	F9	P3		K		G6-3		1B			5	0	1	0	0	1	3	Anaheim Angels @ Toronto Blue Jays SkyDome, Toronto, ON Mon May 24 2004, 7:05 PM EDT Att: 15,301 - Unknown - 66 F						
9 Chone Figgins, S OBP: 0.348, SLG: 0.488 (1.8)	G6-3		F7	2B		CS		F8			5	1	2	0	0	0	1							
27 Vladimir Guerrero, R OBP: 0.397, SLG: 0.603 (1.9)	G6-3		HR	1B		L4		K			5	1	2	2	0	1	1							
Jose Guillen, R OBP: 0.386, SLG: 0.533 (1.10)		F8 1B HBP	HR	K				4-5-3 BB			2	2	1	1	2	1	1							
Jeff DaVanon, S OBP: 0.406, SLG: 0.466 (1.7)	HBP 1B	BB	HR	FC5-4 BB		CS		F9		L5-3	4	1	2	1	1	0	1							
Bencie Molina, R OBP: 0.313, SLG: 0.462 (1.2)	B3	FC6-5 1B	FC5-4 1B			G3-6-3 1B				G6-3	5	0	2	0	0	0	4							
Casey Kotchman, L OBP: 0.314, SLG: 0.298 (1.3)	F8		FC6-5 1B		K2-3			G3-6-3 1-2		G4-3	5	0	1	0	0	1	3							
Alfredo Amezaga, S OBP: 0.241, SLG: 0.185 (1.5)	HBP 1B	FC6-5	G6-3 1B					K		F8	4	0	1	0	0	1	2							
Adam Kennedy, L OBP: 0.312, SLG: 0.373 (1.4)	HBP	G5-3	G6-3					K			3	0	0	1	0	1	3							
Inning Stats	R: 0 E: 0 K: 1 S: 7	H: 0 LOB: 0 BB: 0 P: 11	R: 1 E: 0 K: 0 S: 9	H: 1 LOB: 3 BB: 1 P: 21	R: 3 E: 0 K: 0 S: 12	H: 5 LOB: 2 BB: 0 P: 19	R: 1 E: 0 K: 2 S: 15	H: 2 LOB: 2 BB: 1 P: 26	R: 0 E: 0 K: 1 S: 7	H: 1 LOB: 0 BB: 0 P: 9	R: 0 E: 0 K: 0 S: 9	H: 1 LOB: 1 BB: 0 P: 14	R: 0 E: 0 K: 2 S: 11	H: 1 LOB: 1 BB: 0 P: 17	R: 0 E: 0 K: 1 S: 9	H: 0 LOB: 0 BB: 1 P: 15	R: 0 E: 0 K: 0 S: 8		H: 0 LOB: 0 BB: 0 P: 14	1B: 7 2B: 2 3B: 1 HR: 3	SF: 0 SAC: 0 DP: 3 HBP: 3	WP: 0 PB: 0 SB: 2 CS: 1	PA: 45	
PITCHER	IP WLS BF H R ER SO ERA WHIP	IP WLS BF H R ER SO ERA WHIP	IP WLS BF H R ER SO ERA WHIP	IP WLS BF H R ER SO ERA WHIP	IP WLS BF H R ER SO ERA WHIP	IP WLS BF H R ER SO ERA WHIP	IP WLS BF H R ER SO ERA WHIP	IP WLS BF H R ER SO ERA WHIP	IP WLS BF H R ER SO ERA WHIP	IP WLS BF H R ER SO ERA WHIP	IP WLS BF H R ER SO ERA WHIP	IP WLS BF H R ER SO ERA WHIP	IP WLS BF H R ER SO ERA WHIP	IP WLS BF H R ER SO ERA WHIP	IP WLS BF H R ER SO ERA WHIP	IP WLS BF H R ER SO ERA WHIP	IP WLS BF H R ER SO ERA WHIP	IP WLS BF H R ER SO ERA WHIP	IP WLS BF H R ER SO ERA WHIP	IP WLS BF H R ER SO ERA WHIP	IP WLS BF H R ER SO ERA WHIP	IP WLS BF H R ER SO ERA WHIP	IP WLS BF H R ER SO ERA WHIP	IP WLS BF H R ER SO ERA WHIP
Justin Miller, R ERA: 4.04 (1.1)	5.2	31	10	5	5	3	2	0	0	0	0	0	0	0	0	0	0	7.94	2.118					
Jason Kershner, L ERA: 4.5 (6.1)	1.1	3	1	0	0	0	0	0	0	0	0	0	0	0	0	0	0	0.00	0.750					
Terry Adams, R ERA: 4.74 (8.1)	1.0	4	1	0	0	2	0	0	0	0	0	0	0	0	0	0	0	0.00	1.000					
54 Jason Frasor, R ERA: 0.86 (9.1)	2.0	6	0	0	0	1	1	0	0	0	0	0	0	0	0	0	0	0.00	0.500					

AB	38
R	5
H	12
RBI	5
BB	3
SO	6
LOB	19



Batter	1	2	3	4	5	6	7	8	9	10	AB	R	H	RBI	BB	SO	LOB	BOTTOM						
3 Reed Johnson, R OBP: 0.344, SLG: 0.428 (1.9)	G5-3	G4-3		2B		K		K			5	1	1	1	0	2	5	Anaheim Angels @ Toronto Blue Jays SkyDome, Toronto, ON Mon May 24 2004, 7:05 PM EDT Att: 15,301 - Unknown - 66 F						
Frank Menechino, R OBP: 0.281, SLG: 0.294 (1.4)	K		K	2B				F9		F8	5	0	1	1	0	2	0							
10 Vernon Wells, R OBP: 0.359, SLG: 0.429 (1.8)	P4		BB	G6-3				CS		K	4	0	1	0	1	1	1							
Carlos Delgado, L OBP: 0.335, SLG: 0.394 Dave Berg, R OBP: 0.171, SLG: 0.121 (1.3)		9 2B HBP	9 BB	F7				G3		K	0	1	0	0	1	0	0							
9 Gregg Zaun, S OBP: 0.535, SLG: 0.622 (1.2)		1B SF8	FC1-4-6 FC4-6	K				1B SH3		FC6-4 BB	4	2	2	0	1	1	2							
Chris Gomez, R OBP: 0.357, SLG: 0.360 (1.6)	P3	2B	FC4-6	L3				SH3		FC6-4 BB	4	1	0	0	0	0	5							
Eric Hinske, L OBP: 0.290, SLG: 0.323 (1.5)		1B BB		G6-3				F9		3 PB 1B	3	0	1	0	2	0	0							
Josh Phelps, R OBP: 0.297, SLG: 0.368 (1.10)				F9				G6-3		3 PB 1B	5	0	2	2	0	0	2							
Simon Pond, L OBP: 0.278, SLG: 0.355 (1.7)	SF8			3 2B 2B				K		1B	3	1	2	2	0	1	2							
Inning Stats	R: 0 E: 0 K: 1 S: 7	H: 0 LOB: 0 BB: 0 P: 8	R: 2 E: 0 K: 0 S: 15	H: 2 LOB: 2 BB: 1 P: 28	R: 0 E: 0 K: 1 S: 14	H: 1 LOB: 2 BB: 1 P: 19	R: 2 E: 0 K: 0 S: 11	H: 3 LOB: 1 BB: 0 P: 17	R: 0 E: 0 K: 1 S: 9	H: 0 LOB: 0 BB: 0 P: 15	R: 0 E: 0 K: 2 S: 6	H: 0 LOB: 0 BB: 1 P: 11	R: 1 E: 0 K: 2 S: 14	H: 3 LOB: 2 BB: 0 P: 22	R: 0 E: 0 K: 2 S: 11	H: 0 LOB: 0 BB: 0 P: 14	R: 1 E: 0 K: 0 S: 12		H: 1 LOB: 2 BB: 2 P: 24	1B: 6 2B: 4 3B: 0 HR: 0	SF: 1 SAC: 1 DP: 0 HBP: 2	WP: 0 PB: 1 SB: 0 CS: 1	PA: 45	
PITCHER	IP WLS BF H R ER SO ERA WHIP	IP WLS BF H R ER SO ERA WHIP	IP WLS BF H R ER SO ERA WHIP	IP WLS BF H R ER SO ERA WHIP	IP WLS BF H R ER SO ERA WHIP	IP WLS BF H R ER SO ERA WHIP	IP WLS BF H R ER SO ERA WHIP	IP WLS BF H R ER SO ERA WHIP	IP WLS BF H R ER SO ERA WHIP	IP WLS BF H R ER SO ERA WHIP	IP WLS BF H R ER SO ERA WHIP	IP WLS BF H R ER SO ERA WHIP	IP WLS BF H R ER SO ERA WHIP	IP WLS BF H R ER SO ERA WHIP	IP WLS BF H R ER SO ERA WHIP	IP WLS BF H R ER SO ERA WHIP	IP WLS BF H R ER SO ERA WHIP	IP WLS BF H R ER SO ERA WHIP	IP WLS BF H R ER SO ERA WHIP	IP WLS BF H R ER SO ERA WHIP	IP WLS BF H R ER SO ERA WHIP	IP WLS BF H R ER SO ERA WHIP	IP WLS BF H R ER SO ERA WHIP	IP WLS BF H R ER SO ERA WHIP
41 John Lackey, R ERA: 4.98 (1.1)	5.2	27	6	4	4	3	2	0	0	0	0	0	0	0	0	0	0	6.35	1.412					
Kevin Gregg, R ERA: 1.16 (8.1)	1.1	4	0	0	0	1	1	0	0	0	0	0	0	0	0	0	0	0.00	0.750					
Francisco Rodriguez, R ERA: 0.73 (8.1)	1.0	6	3	1	1	2	0	0	0	0	0	0	0	0	0	0	0	9.00	3.000					
62 Scot Shields, R ERA: 3.31 (8.1)	1.0	3	0	0	0	2	0	0	0	0	0	0	0	0	0	0	0	0.00	0.000					
Ben Weber, R ERA: 0.98 (10.1)	0.2	5	1	1	1	0	2	0	0	0	0	0	0	0	0	0	0	13.50	4.500					

AB	36
R	6
H	10
RBI	6
BB	5
SO	8
LOB	18



Batter	1	2	3	4	5	6	7	8	9	AB	R	H	RBI	BB	SO	LOB	TOP										
David Eckstein, R (1, 6) OBP: 0.335, SLG: 0.313	K2-3		G6-3			K			FC6-4 1B	4	0	1	0	0	2	0	Anaheim Angels @ Toronto Blue Jays SkyDome, Toronto, ON Thu May 27 2004, 7:05 PM EDT Att: 14,773 - Dome - 68 F										
9 Chone Figgins, S (1, 8) OBP: 0.333, SLG: 0.464	27 1B		K			F8			F8	4	0	1	0	0	1	1											
27 Vladimir Guerrero, R (1, 9) OBP: 0.391, SLG: 0.594	G6-4-3 1B		K			G5-3			FC6-4 E	4	1	1	0	0	1	1											
Jose Guillen, R (1, 10) OBP: 0.375, SLG: 0.526	G6-4-3 1-2			G5-3		L3			E5 1B	4	1	0	0	0	2												
Jeff DaVanon, S (1, 7) OBP: 0.404, SLG: 0.464		G6-3 BB		K		G4-3			2H 1B	3	0	1	1	1	1	0											
Casey Kotchman, L (1, 3) OBP: 0.305, SLG: 0.296	G6-3 1-2			L6		G1			F7	4	0	0	0	0	2												
Shane Halter, R (1, 5) OBP: 0.272, SLG: 0.432	G6-3 2-3				G6-3				G6-3	3	0	0	0	0	1												
Jose Molina, R (1, 2) OBP: 0.325, SLG: 0.455				K		P3				2	0	0	0	1	1	0											
Adam Kennedy, L (1, 4) OBP: 0.304, SLG: 0.362			K		F8				B5-3	3	0	0	0	0	1	2											
Inning Stats	R: 0 E: 0 K: 1 S: 7	H: 2 LOB: 1 BB: 0 P: 8	R: 0 E: 0 K: 1 S: 9	H: 0 LOB: 2 BB: 2 P: 19	R: 0 E: 0 K: 2 S: 11	H: 0 LOB: 0 BB: 0 P: 17	R: 0 E: 0 K: 1 S: 8	H: 0 LOB: 0 BB: 0 P: 12	R: 0 E: 0 K: 1 S: 6	H: 0 LOB: 0 BB: 0 P: 9	R: 0 E: 0 K: 1 S: 10	H: 0 LOB: 0 BB: 0 P: 13	R: 0 E: 0 K: 0 S: 5	H: 0 LOB: 0 BB: 0 P: 9	R: 0 E: 0 K: 0 S: 8	H: 0 LOB: 0 BB: 0 P: 13	R: 2 E: 1 K: 0 S: 10	H: 2 LOB: 1 BB: 0 P: 11	1B: 4 2B: 0 3B: 0 HR: 0	SF: 0 SAC: 0 DP: 1 HBP: 0	WP: 0 PB: 0 SB: 0 CS: 0	PA: 33					
PITCHER	IP	WLS	BF	H	R	ER	SO	BB	IBB	HBP	BLK	WP	HR	S	P	ERA	WHIP										
32 Roy Halladay, R (1, 1) ERA: 3.58	8.2	W	32	4	2	0	7	2	0	0	0	0	0	73	110	0.00	0.692										
54 Jason Frasor, R (9, 1) ERA: 0.64	0.1	S	1	0	0	0	0	0	0	0	0	0	0	1	1	0.00	0.000										

Batter	1	2	3	4	5	6	7	8	9	AB	R	H	RBI	BB	SO	LOB	BOTTOM										
3 Reed Johnson, R (1, 7) OBP: 0.349, SLG: 0.429	FC3-6 1B		G5-3		FC6-4 1-2					4	1	2	1	0	0	1	Anaheim Angels @ Toronto Blue Jays SkyDome, Toronto, ON Thu May 27 2004, 7:05 PM EDT Att: 14,773 - Dome - 68 F										
Frank Menechino, R (1, 4) OBP: 0.303, SLG: 0.328	FC3-6 10 G6-3 1-2			G1-3		FC6-5 BB			3H 3B	3	0	1	2	1	0	1											
10 Vernon Wells, R (1, 8) OBP: 0.358, SLG: 0.438	G6-3 1-2			G5-3		F9			G5-3	4	0	0	0	0	3												
Carlos Delgado, L (1, 3) OBP: 0.340, SLG: 0.404		P5			9 1B	FC6-5 FC6-4 1-2			9 1B	2	0	0	0	2	0	1											
9 Gregg Zaun, S (1, 2) OBP: 0.519, SLG: 0.587		K			3-1	FC6-4			F9	4	0	2	0	0	1	1											
Josh Phelps, R (1, 10) OBP: 0.306, SLG: 0.371				F8					F9	4	0	1	0	0	1	4											
15 Alex Rios, R (1, 9) OBP: 0.250, SLG: 0.250		FC6							F9	4	1	1	0	0	3												
Chris Gomez, R (1, 6) OBP: 0.352, SLG: 0.348					F9				F9	4	0	1	0	0	3												
Dave Berg, R (1, 5) OBP: 0.158, SLG: 0.111					F9				F9	3	1	0	0	0	3												
Inning Stats	R: 0 E: 0 K: 0 S: 7	H: 1 LOB: 0 BB: 0 P: 12	R: 0 E: 0 K: 1 S: 9	H: 1 LOB: 1 BB: 0 P: 13	R: 0 E: 0 K: 0 S: 8	H: 0 LOB: 0 BB: 0 P: 11	R: 0 E: 0 K: 0 S: 8	H: 1 LOB: 2 BB: 1 P: 18	R: 0 E: 1 K: 0 S: 8	H: 0 LOB: 1 BB: 0 P: 13	R: 0 E: 0 K: 0 S: 10	H: 0 LOB: 1 BB: 1 P: 16	R: 3 E: 0 K: 1 S: 17	H: 4 LOB: 1 BB: 0 P: 22	R: 0 E: 0 K: 0 S: 13	H: 1 LOB: 2 BB: 1 P: 19	1B: 7 2B: 0 3B: 1 HR: 0	SF: 0 SAC: 0 DP: 1 HBP: 0	WP: 0 PB: 0 SB: 0 CS: 0	PA: 35							
PITCHER	IP	WLS	BF	H	R	ER	SO	BB	IBB	HBP	BLK	WP	HR	S	P	ERA	WHIP										
Jarrod Washburn, L (1, 1) ERA: 4.52	7.0	L	32	8	3	3	2	3	0	0	0	0	0	73	116	3.86	1.571										
Ramon Ortiz, R (8, 1) ERA: 7.22	1.0		3	0	0	0	0	0	0	0	0	0	0	7	8	0.00	0.000										

AB	31
R	2
H	4
RBI	1
BB	2
SO	7
LOB	9

AB	32
R	3
H	8
RBI	3
BB	3
SO	2
LOB	20




Batter	1	2	3	4	5	6	7	8	9	AB	R	H	RBI	BB	SO	LOB	TOP					
Eric Young Sr., R OBP: 0.431, SLG: 0.391	0-1 FC1-4 1B	4-2 L3 BB		2-0 1-2 1B			2-2 G6-3	0-0 G6-3		4	0	2	0	1	0	0						
10 Michael Young, R OBP: 0.374, SLG: 0.544	1-1 P3	0-0 L3		1-0 F8			0-3 K		3-2 F8	5	0	0	0	0	1	6						
Alfonso Soriano, R OBP: 0.333, SLG: 0.446	0-1 FC1-4 1B		4-2 9 BLK BB		2-3 K		0-0 1B		1-1 F7	4	0	2	0	1	1	0						
23 Mark Teixeira, S OBP: 0.352, SLG: 0.439	1-0 FC1-4		1-0 F9		2-2 F7		0-3 K		2-2 G3-1	5	0	0	0	0	1	4						
Herbert Perry, R OBP: 0.319, SLG: 0.427	1-3 K		0-2 F8		1-1 G6-3			0-1 9 1B HR		4	1	1	0	0	1	3						
9 Hank Blalock, L OBP: 0.350, SLG: 0.557		4-2 1B SF9 BB		2-2 L9		4-1 G6-4-3 BB		3-2 HR 1B		2	2	1	0	2	0	1						
Chad Allen, R OBP: 0.385, SLG: 0.462		0-0 SF9 1B		2-2 1B		0-0 G6-4-3		2-3 K		4	0	2	0	0	1	3						
Gary Matthews, S OBP: 0.313, SLG: 0.154		1-0 SF9 1B		1-3 K		4-2 BB		2-3 K		3	0	1	0	1	2	3						
Rod Barajas, R OBP: 0.296, SLG: 0.588	0-1 SF9		2-3 K		0-1 F9			0-1 HR		3	1	1	4	0	1	2						
Inning Stats	R: 0 E: 0 K: 1 S: 10	H: 2 LOB: 2 BB: 0 P: 13	R: 1 E: 0 K: 0 S: 10	H: 2 LOB: 1 BB: 2 P: 19	R: 0 E: 0 K: 0 S: 12	H: 0 LOB: 1 BB: 1 P: 19	R: 0 E: 0 K: 2 S: 12	H: 2 LOB: 0 BB: 0 P: 20	R: 0 E: 0 K: 1 S: 9	H: 0 LOB: 0 BB: 0 P: 14	R: 0 E: 0 K: 2 S: 11	H: 1 LOB: 1 BB: 0 P: 13	R: 3 E: 0 K: 2 S: 15	H: 3 LOB: 0 BB: 0 P: 22	R: 0 E: 0 K: 0 S: 9	H: 0 LOB: 0 BB: 0 P: 15	1B: 9 2B: 1 3B: 0 HR: 1	SF: 1 SAC: 0 DP: 2 HBP: 0	WP: 0 PB: 0 SB: 0 CS: 0	PA: 40		
PITCHER	IP	WLS	BF	H	R	ER	SO	BB	IBB	HBP	BLK	WP	HR	S	P	ERA	WHIP					
Ted Lilly, L ERA: 4.66	(1, 1)	6.0	W	27	6	1	1	4	5	0	0	1	0	0	63	103	1.50	1.833				
Kerry Ligtenberg, R ERA: 6.0	(7, 1)	1.0		5	2	1	1	2	0	0	0	0	0	0	13	15	9.00	2.000				
Terry Adams, R ERA: 4.88	(8, 1)	1.0		5	2	2	2	2	0	0	0	0	1	13	20	18.00	2.000					
54 Jason Frasor, R ERA: 0.81	(9, 1)	1.0	S	3	0	0	0	0	0	0	0	0	0	9	15	0.00	0.000					

Texas Rangers @ Toronto Blue Jays
SkyDome, Toronto, ON
Fri May 28 2004, 7:05 PM EDT
Att: 16,394 - Dome - 68 F

livebaseballscorecards.com

AB 34
R 4
H 10
RBI 4
BB 5
SO 8
LOB 22




Batter	1	2	3	4	5	6	7	8	9	AB	R	H	RBI	BB	SO	LOB	BOTTOM					
3 Reed Johnson, R OBP: 0.353, SLG: 0.437	0-2 F9	3-2 G1-3		1-1 2B			0-1 G6-4-3 1B			4	0	2	0	0	0	0						
Frank Menechino, R OBP: 0.300, SLG: 0.339	1-2 10 2B			2-2 G4-3			0-1 G6-4-3		1-2 F9	4	1	1	0	0	1	2						
10 Vernon Wells, R OBP: 0.361, SLG: 0.449	0-2 HR		2-2 FC6-4 G5-3 2B		1-1 F9		1-0 F9			4	2	2	1	0	0	0						
Carlos Delgado, L OBP: 0.343, SLG: 0.420	1-0 HR		2-1 FC6-4 HBP		0-0 F8		1-0 F7			3	1	1	2	0	0	0						
9 Gregg Zaun, S OBP: 0.500, SLG: 0.551	1-1 F9		1-0 FC6-4 G5-3		4-1 CS BB		1-3 K			3	0	0	0	1	1	2						
Josh Phelps, R OBP: 0.310, SLG: 0.374	0-0 E9 15 1B		3-2 G5-3		3-2 CS		3-2 15 G5-4-3 1B		0-1 G6-3	4	1	2	1	0	0	1						
15 Alex Rios, R OBP: 0.286, SLG: 0.286	1-1 1B		1-2 F9		0-0 G5-4-3		1-2 F9			3	0	1	1	0	0	2						
Eric Hinske, L OBP: 0.289, SLG: 0.317	1-1 G4-3			0-1 F8		4-2 BB				2	0	0	0	1	0	1						
Chris Gomez, R OBP: 0.343, SLG: 0.337		2-0 G6-3		2-1 G3		2-0 F8				3	0	0	0	0	0	1						
Inning Stats	R: 4 E: 1 K: 0 S: 17	H: 5 LOB: 1 BB: 0 P: 22	R: 0 E: 0 K: 1 S: 9	H: 0 LOB: 0 BB: 0 P: 14	R: 1 E: 0 K: 0 S: 11	H: 1 LOB: 1 BB: 0 P: 19	R: 0 E: 0 K: 0 S: 10	H: 1 LOB: 1 BB: 0 P: 15	R: 0 E: 0 K: 0 S: 6	H: 1 LOB: 1 BB: 1 P: 14	R: 0 E: 0 K: 0 S: 7	H: 1 LOB: 0 BB: 1 P: 16	R: 0 E: 0 K: 0 S: 5	H: 1 LOB: 0 BB: 0 P: 6	R: 0 E: 0 K: 1 S: 6	H: 0 LOB: 0 BB: 0 P: 8	1B: 4 2B: 4 3B: 0 HR: 1	SF: 0 SAC: 0 DP: 2 HBP: 1	WP: 0 PB: 0 SB: 0 CS: 1	PA: 34		
PITCHER	IP	WLS	BF	H	R	ER	SO	BB	IBB	HBP	BLK	WP	HR	S	P	ERA	WHIP					
R.A. Dickey, R ERA: 5.34	(1, 1)	6.0	L	27	8	5	4	1	2	0	0	1	0	0	60	100	6.00	1.667				
Jay Powell, R ERA: 3.39	(7, 1)	1.0		3	1	0	0	0	0	0	0	0	0	5	6	0.00	1.000					
32 Ron Mahay, L ERA: 5.52	(8, 1)	0.2		2	0	0	0	1	0	0	0	0	0	4	6	0.00	0.000					
Carlos Almanzar, R ERA: 2.81	(8, 1)	0.1		1	0	0	0	0	0	0	0	0	0	2	2	0.00	0.000					

Texas Rangers @ Toronto Blue Jays
SkyDome, Toronto, ON
Fri May 28 2004, 7:05 PM EDT
Att: 16,394 - Dome - 68 F

livebaseballscorecards.com

AB 30
R 5
H 9
RBI 5
BB 2
SO 2
LOB 9



Batter	1	2	3	4	5	6	7	8	9	AB	R	H	RBI	BB	SO	LOB	TOP										
10 Michael Young, R OBP: 0.364, SLG: 0.526	P3		F8		K		K		K	5	0	0	0	0	3	3	Texas Rangers @ Toronto Blue Jays SkyDome, Toronto, ON Sun May 30 2004, 1:05 PM EDT Att: 22,225 - Sunny - 59 F										
9 Hank Blalock, L OBP: 0.354, SLG: 0.552	P5		2B		F9		G6-3		IBB	4	0	1	1	1	0	1											
Alfonso Soriano, R OBP: 0.324, SLG: 0.429	K		P2		K				P4	4	1	0	0	1	2	4											
Brad Fuller, L OBP: 0.291, SLG: 0.407		G3		G3-1		HR				4	1	1	1	0	1	1											
23 Mark Teixeira, S OBP: 0.353, SLG: 0.447		G1-3		2B		E3				3	0	1	0	1	0	0											
David Dellucci, L OBP: 0.405, SLG: 0.560				K					G1-3	4	0	2	1	0	1	2											
Eric Young Sr., R OBP: 0.427, SLG: 0.383				K2-3		G6-4-3			F8	4	0	0	0	0	1	5											
Laynce Nix, L OBP: 0.352, SLG: 0.623				F9		G1-3				4	1	2	0	0	0	1											
Rod Barajas, R OBP: 0.311, SLG: 0.606				2B		1B			SH1-3	3	1	2	1	0	0	0											
Inning Stats	R: 0 E: 0 K: 1 S: 7	H: 0 LOB: 0 BB: 0 P: 13	R: 0 E: 0 K: 0 S: 10	H: 1 LOB: 1 BB: 0 P: 17	R: 1 E: 0 K: 0 S: 12	H: 2 LOB: 1 BB: 0 P: 20	R: 0 E: 0 K: 2 S: 14	H: 1 LOB: 1 BB: 0 P: 21	R: 1 E: 0 K: 2 S: 13	H: 2 LOB: 1 BB: 0 P: 20	R: 0 E: 0 K: 1 S: 7	H: 0 LOB: 0 BB: 0 P: 10	R: 1 E: 0 K: 1 S: 11	H: 0 LOB: 1 BB: 2 P: 22	R: 0 E: 0 K: 1 S: 8	H: 1 LOB: 2 BB: 1 P: 16	1B: 4 2B: 4 3B: 0 HR: 1	SF: 0 SAC: 1 DP: 1 HBP: 0	WP: 2 PB: 0 SB: 1 CS: 0	PA: 39							
PITCHER	IP	WLS	BF	H	R	ER	SO	BB	IBB	HBP	BLK	WP	HR	S	P	ERA	WHIP										
Justin Miller, R ERA: 4.2	(1, 1)	5.0	L	23	7	3	3	5	0	0	0	0	1	58	94	5.40	1.400										
Jason Kershner, L ERA: 4.05	(6, 1)	1.0		3	1	0	0	0	0	0	0	0	0	9	12	0.00	1.000										
Aquilino Lopez, R ERA: 5.05	(7, 1)	0.2		2	0	0	0	1	0	0	0	0	0	4	6	0.00	0.000										
Valerio De Los Santos, L ERA: 6.17	(7, 1)	1.0		5	0	1	1	1	1	1	0	0	0	12	24	9.00	1.000										
Kerry Liebenberg, R ERA: 5.4	(8, 1)	1.1		6	1	0	0	1	0	1	0	0	0	10	18	0.00	0.750										

Batter	1	2	3	4	5	6	7	8	9	AB	R	H	RBI	BB	SO	LOB	BOTTOM										
3 Reed Johnson, R OBP: 0.361, SLG: 0.455	G4-6-3		1B		G3-1		K		K	4	0	1	0	1	2	3	Texas Rangers @ Toronto Blue Jays SkyDome, Toronto, ON Sun May 30 2004, 1:05 PM EDT Att: 22,225 - Sunny - 59 F										
Frank Menechino, R OBP: 0.338, SLG: 0.328	G4-6-3		10 CS		10 BB		1B		BB	2	0	1	1	3	0	1											
10 Vernon Wells, R OBP: 0.358, SLG: 0.442	BB		K		BB		1B		K	5	0	2	0	0	2	6											
Josh Phelps, R OBP: 0.316, SLG: 0.364	BB		BB		BB		BB		L6	2	0	0	0	3	1	1											
Bobby Estalella, R OBP: 0.222, SLG: 0.529	BB		BB		BB		BB		K	3	1	1	0	1	0	5											
Howie Clark, L OBP: 0.265, SLG: 0.283	FC6-4		G4-3		G5-4-3		1B		F8	1	0	0	0	0	0	0											
15 Alex Rios, R OBP: 0.313, SLG: 0.214	FC6-4				L4		F9		G6-3	5	1	1	0	0	0	4											
Chris Gomez, R OBP: 0.359, SLG: 0.350			L4		BB		F8		G3-1	4	0	1	0	1	0	1											
Eric Hinske, L OBP: 0.298, SLG: 0.326			P4		K		BB		1B	4	0	2	1	0	1	1											
Dave Berg, R OBP: 0.182, SLG: 0.143			F9		F7		E6		F8	4	0	0	0	0	0	5											
Inning Stats	R: 0 E: 0 K: 0 S: 8	H: 1 LOB: 3 BB: 3 P: 21	R: 0 E: 0 K: 0 S: 7	H: 0 LOB: 0 BB: 0 P: 11	R: 0 E: 0 K: 1 S: 16	H: 2 LOB: 1 BB: 1 P: 29	R: 0 E: 0 K: 1 S: 12	H: 0 LOB: 1 BB: 1 P: 19	R: 0 E: 0 K: 2 S: 8	H: 1 LOB: 2 BB: 2 P: 20	R: 1 E: 1 K: 2 S: 15	H: 2 LOB: 3 BB: 1 P: 26	R: 1 E: 0 K: 0 S: 11	H: 3 LOB: 2 BB: 0 P: 16	R: 0 E: 0 K: 2 S: 12	H: 0 LOB: 1 BB: 1 P: 18	R: 0 E: 0 K: 0 S: 7	H: 0 LOB: 0 BB: 0 P: 10	1B: 9 2B: 0 3B: 0 HR: 0	SF: 0 SAC: 0 DP: 2 HBP: 0	WP: 0 PB: 0 SB: 0 CS: 1	PA: 43					
PITCHER	IP	WLS	BF	H	R	ER	SO	BB	IBB	HBP	BLK	WP	HR	S	P	ERA	WHIP										
Kenny Rogers, L ERA: 3.1	(1, 1)	5.1	W	26	6	1	0	2	7	0	0	0	0	58	109	0.00	2.438										
Carlos Almanzar, R ERA: 2.96	(6, 1)	1.2	H	10	3	1	1	2	1	0	0	0	0	19	33	5.40	2.400										
Francisco Cordero, R ERA: 2.29	(8, 1)	2.0	S	7	0	0	0	2	1	0	0	0	0	19	28	0.00	0.500										

AB	35
R	4
H	9
RBI	4
BB	3
SO	8
LOB	17



AB	34
R	2
H	9
RBI	2
BB	9
SO	6
LOB	27



Batter	1	2	3	4	5	6	7	8	9	AB	R	H	RBI	BB	SO	LOB	TOP			
Frank Menechino, R (1,4) OBP: 0.333, SLG: 0.346										4	0	0	0	0	2	1	Toronto Blue Jays @ Seattle Mariners Safeco Field, Seattle, WA Wed Jun 02 2004, 7:05 PM PDT Att: 25,317 - Cloudy - 66 F			
Eric Hinske, L (1,5) OBP: 0.299, SLG: 0.319										4	0	0	0	0	1	0				
3 Reed Johnson, R (1,7) OBP: 0.372, SLG: 0.464										4	0	1	0	0	1	0				
10 Vernon Wells, R (1,8) OBP: 0.372, SLG: 0.472										3	1	2	0	1	0	0				
9 Gregg Zaun, S (1,2) OBP: 0.479, SLG: 0.508										4	2	0	0	1	3					
Chris Gomez, R (1,6) OBP: 0.341, SLG: 0.325										3	1	0	0	1	0	4				
Howie Clark, L (1,10) Bobby Esteala, R (9, PH) OBP: 0.174, SLG: 0.409										2	0	0	1	0	1	3				
Josh Phelps, R (1,3) OBP: 0.306, SLG: 0.365										4	1	1	4	0	0	0				
15 Alex Rios, R (1,9) OBP: 0.310, SLG: 0.269										4	0	1	0	0	0	0				
Inning Stats	R: 0 E: 0 K: 1 S: 8	H: 0 LOB: 0 BB: 0 P: 12	R: 4 E: 0 K: 1 S: 15	H: 3 LOB: 0 BB: 1 P: 31	R: 0 E: 0 K: 0 S: 6	H: 0 LOB: 0 BB: 0 P: 10	R: 1 E: 0 K: 0 S: 9	H: 1 LOB: 0 BB: 0 P: 14	R: 0 E: 0 K: 2 S: 10	H: 1 LOB: 1 BB: 0 P: 15	R: 0 E: 0 K: 0 S: 10	H: 1 LOB: 1 BB: 0 P: 11	R: 0 E: 0 K: 0 S: 13	H: 1 LOB: 2 BB: 1 P: 23	R: 0 E: 0 K: 1 S: 9	H: 0 LOB: 0 BB: 0 P: 14		1B: 4 2B: 2 3B: 0 HR: 1	SF: 0 SAC: 1 DP: 0 HBP: 0	WP: 0 PB: 0 SB: 2 CS: 0
PITCHER	IP WLS BF H R ER SO BB IBB HBP BLK WP HR S P ERA WHIP																			
Joel Pineiro, R (1,1) ERA: 5.79	7.1 L 31 7 5 5 6 2 0 0 0 0 0 1 75 121 6.14 1.227																			
Ron Villone, L (8,1) ERA: 3.48	1.0 3 0 0 0 1 0 0 0 0 0 0 0 8 13 0.00 0.000																			
20 J.J. Putz, R (9,1) ERA: 4.5	0.2 2 0 0 0 0 0 0 0 0 0 0 0 6 8 0.00 0.000																			

AB	33
R	5
H	7
RBI	5
BB	2
SO	7
LOB	11



Batter	1	2	3	4	5	6	7	8	9	AB	R	H	RBI	BB	SO	LOB	BOTTOM					
51 Ichiro Suzuki, L (1,9) OBP: 0.393, SLG: 0.411										5	1	2	0	0	0	1	Toronto Blue Jays @ Seattle Mariners Safeco Field, Seattle, WA Wed Jun 02 2004, 7:05 PM PDT Att: 25,317 - Cloudy - 66 F					
Randy Winn, S (1,8) OBP: 0.312, SLG: 0.333										5	0	1	0	0	0	2						
Edgar Martinez, R (1,10) OBP: 0.333, SLG: 0.397										5	0	1	0	0	2	4						
Raul Ibanez, L (1,7) Hiram Bocachica, R (2, PR) OBP: 0.330, SLG: 0.505										1	0	1	0	0	0	0						
Dave Hansen, L (9, PH) OBP: 0.412, SLG: 0.452										2	0	0	0	1	1	3						
Bret Boone, R (1,4) OBP: 0.289, SLG: 0.383										4	0	0	0	1	3	6						
Jolbert Cabrera, R (1,3) OBP: 0.317, SLG: 0.394										4	1	1	0	0	2	4						
Rich Aurilia, R (1,6) OBP: 0.300, SLG: 0.329										3	1	2	1	1	0	1						
Dan Wilson, R (1,2) OBP: 0.338, SLG: 0.387										4	0	1	1	0	1	4						
16 Willie Bloomquist, R (1,5) John Olerud, L (8, PH) OBP: 0.286, SLG: 0.319										3	0	0	0	0	0	4						
Inning Stats	R: 0 E: 0 K: 0 S: 4	H: 1 LOB: 3 BB: 2 P: 6	R: 0 E: 0 K: 2 S: 20	H: 1 LOB: 2 BB: 2 P: 33	R: 0 E: 1 K: 1 S: 13	H: 1 LOB: 2 BB: 0 P: 20	R: 1 E: 0 K: 0 S: 12	H: 2 LOB: 1 BB: 0 P: 15	R: 0 E: 0 K: 2 S: 12	H: 1 LOB: 0 BB: 1 P: 24	R: 1 E: 0 K: 0 S: 8	H: 1 LOB: 0 BB: 0 P: 10	R: 0 E: 0 K: 2 S: 11	H: 1 LOB: 1 BB: 0 P: 18	R: 0 E: 0 K: 1 S: 11	H: 1 LOB: 1 BB: 0 P: 16	R: 1 E: 0 K: 1 S: 13	H: 2 LOB: 1 BB: 0 P: 20	1B: 7 2B: 2 3B: 0 HR: 1	SF: 0 SAC: 0 DP: 0 HBP: 0	WP: 1 PB: 0 SB: 3 CS: 0	PA: 41
PITCHER	IP WLS BF H R ER SO BB IBB HBP BLK WP HR S P ERA WHIP																					
Ted Lilly, L (1,1) ERA: 4.48	6.1 W 30 7 2 2 5 3 0 0 0 0 0 1 74 116 2.84 1.579																					
Vinnie Chulk, R (7,1) ERA:	1.2 H 6 1 0 0 3 0 0 0 0 0 0 0 17 26 0.00 0.600																					
Kerry Ligtenberg, R (9,1) ERA: 5.16	1.0 S 5 2 1 1 1 0 0 0 0 0 0 0 13 20 9.00 2.000																					

AB	38
R	3
H	10
RBI	3
BB	3
SO	9
LOB	30



Batter	1	2	3	4	5	6	7	8	9	10	11	AB	R	H	RBI	BB	SO	LOB
Frank Menechino, R OBP: 0.330, SLG: 0.341 (1, 4)	1-2 2B 1B		0-0 G3		3-2 F9			1-1 SAFE 1-1 SAFE SH1-3		3-3 1B		4	0	1	0	0	1	0
Dave Berg, R Eric Hinske, L OBP: 0.152 (10, PH) OBP: 0.302, SLG: 0.323 (10, 5)	2-2 P4		2-1 1B		0-0 F9			2-2 G6-3		2-1 1B		4	0	1	0	0	0	2
3 Reed Johnson, R OBP: 0.373, SLG: 0.467 (1, 7)	2-1 2B		3-2 F8					2-3 K		1-1 1B		5	0	2	1	0	1	2
10 Vernon Wells, R OBP: 0.364, SLG: 0.462 (1, 8)	0-1 P3		0-0 G1-3					2-3 K		1-1 SAFE 1-1 SAFE P3		5	0	0	0	0	1	4
9 Gregg Zaun, S OBP: 0.447, SLG: 0.470 (1, 2)	1-3 K				1-0 G5-3			0-0 F9		1-2 L8		5	0	0	0	0	1	2
Josh Phelps, R OBP: 0.259, SLG: 0.356 (1, 3)			1-1 G1-3		1-1 G6-3			1-0 F8		3-2 K		5	0	0	0	0	1	0
Bobby Estalella, R OBP: 0.222, SLG: 0.375 (1, 10)			4-2 FC5-4 BB		3-3 K			4-1 BB		1-0 E3 FC6-4		2	0	0	0	2	1	0
15 Alex Rios, R OBP: 0.273, SLG: 0.233 (1, 9)			0-0 FC5-4					2-3 K		1-0 FC6-4		4	0	0	0	0	1	3
Chris Gomez, R OBP: 0.339, SLG: 0.322 (1, 6)			1-1 G5-3					2-2 G6-3 SH1-3 3 1B		3-2 G4-3		4	1	1	0	0	0	1

Inning Stats	R: 0	H: 2	E: 0	LOB: 2	K: 1	BB: 0	S: 13	P: 19	R: 0	H: 0	E: 0	LOB: 1	K: 0	BB: 1	S: 8	P: 14	R: 0	H: 1	E: 0	LOB: 1	K: 0	BB: 0	S: 7	P: 12	R: 0	H: 0	E: 0	LOB: 0	K: 1	BB: 0	S: 6	P: 11	R: 0	H: 0	E: 0	LOB: 0	K: 0	BB: 0	S: 6	P: 11	R: 0	H: 0	E: 0	LOB: 1	K: 0	BB: 0	S: 7	P: 11	R: 1	H: 2	E: 0	LOB: 1	K: 0	BB: 0	S: 12	P: 19	R: 0	H: 0	E: 1	LOB: 1	K: 1	BB: 0	S: 10	P: 16	R: 0	H: 1	E: 0	LOB: 1	K: 1	BB: 0	S: 19	P: 28	R: 0	H: 0	E: 0	LOB: 0	K: 0	BB: 0	S: 6	P: 9	1B: 5	SF: 0	2B: 1	SAC: 1	3B: 0	DP: 0	HR: 0	HBP: 0	WP: 0	PA: 42
--------------	------	------	------	--------	------	-------	-------	-------	------	------	------	--------	------	-------	------	-------	------	------	------	--------	------	-------	------	-------	------	------	------	--------	------	-------	------	-------	------	------	------	--------	------	-------	------	-------	------	------	------	--------	------	-------	------	-------	------	------	------	--------	------	-------	-------	-------	------	------	------	--------	------	-------	-------	-------	------	------	------	--------	------	-------	-------	-------	------	------	------	--------	------	-------	------	------	-------	-------	-------	--------	-------	-------	-------	--------	-------	--------

PITCHER	IP	WLS	BF	H	R	ER	SO	BB	IBB	HBP	BLK	WP	HR	S	P	ERA	WHIP
Barry Zito, L ERA: 4.44	(1, 1)	8.0	31	5	2	0	65	2	0	0	0	0	0	10	16	0.00	0.000
58 Justin Duchschere, R ERA: 1.19	(9, 1)	1.0	4	0	0	0	1	0	0	0	0	0	0	10	16	0.00	0.000
Jim Mecir, R ERA: 5.96	(10, 1)	1.0	4	1	0	0	1	0	0	0	0	0	0	19	28	0.00	1.000
Chad Bradford, R ERA: 3.86	(11, 1)	1.0	W	3	0	0	0	0	0	0	0	0	0	6	9	0.00	0.000


TOP

Toronto Blue Jays @ Oakland Athletics
Network Associates Coliseum, Oakland, CA

Thu Jun 03 2004, 10:05 PM EDT
Att: 10,879 - Sunny - 63 F

livebaseballscorecards.com

AB 39
R 1
H 6
RBI 1
BB 2
SO 7
LOB 14



Batter	1	2	3	4	5	6	7	8	9	10	11	AB	R	H	RBI	BB	SO	LOB
21 Mark Kotsay, L OBP: 0.325, SLG: 0.349 (1, 8)	3-2 SF8 3B		1-1 F7		3-2 SAFE SAFE G4-3			0-0 SH1-3		0-0 F7		4	1	1	0	0	0	1
Eric Byrnes, R OBP: 0.379, SLG: 0.476 (1, 7)	1-0 SF8		1-1 2B					1-1 G6-3		2-1 F8		4	1	2	1	0	0	1
Scott Hatteberg, L OBP: 0.385, SLG: 0.450 (1, 3)	0-1 1B		1-0 P6					2-2 G1-3		4-0 IBB		4	0	1	0	1	0	2
Jermaine Dye, R OBP: 0.339, SLG: 0.507 (1, 9)	3-2 F8				2-2 G6-3			1-2 K		1-2 G6-3		4	0	0	1	0	1	3
Erubiel Durazo, L OBP: 0.363, SLG: 0.480 (1, 10)	1-2 G2-3				1-3 K			0-2 K		0-1 P4		4	0	0	0	0	2	1
Mark McLemore, S OBP: 0.302, SLG: 0.282 (1, 5)					0-2 G1-3			0-0 2B		3-2 L8		4	0	2	0	0	0	0
7 Bobby Crosby, R OBP: 0.280, SLG: 0.406 (1, 6)								3-2 2B		2-2 F9		4	0	0	0	0	0	2
17 Adam Melhuse, S OBP: 0.315, SLG: 0.439 (1, 2)								2-3 K		1-1 K		4	0	0	0	0	3	2
Marco Scutaro, R OBP: 0.319, SLG: 0.382 Billy McMillon, L OBP: 0.255, SLG: 0.356 Esteban German, R OBP: 0.250, SLG: 0.143 (1, 4)								3-2 1B		1-1 E5 SH1-3 21		3	0	1	0	0	0	0

Inning Stats	R: 1	H: 2	E: 0	LOB: 1	K: 0	BB: 0	S: 13	P: 21	R: 0	H: 1	E: 0	LOB: 1	K: 1	BB: 0	S: 5	P: 9	R: 0	H: 1	E: 0	LOB: 1	K: 0	BB: 0	S: 6	P: 10	R: 0	H: 0	E: 0	LOB: 0	K: 1	BB: 0	S: 11	P: 14	R: 0	H: 0	E: 0	LOB: 0	K: 0	BB: 0	S: 9	P: 13	R: 0	H: 1	E: 0	LOB: 1	K: 2	BB: 1	S: 10	P: 15	R: 0	H: 0	E: 1	LOB: 2	K: 0	BB: 0	S: 8	P: 16	R: 0	H: 0	E: 0	LOB: 0	K: 0	BB: 0	S: 8	P: 13	R: 0	H: 0	E: 0	LOB: 0	K: 2	BB: 0	S: 10	P: 15	R: 0	H: 0	E: 0	LOB: 0	K: 1	BB: 0	S: 19	P: 28	R: 0	H: 1	E: 0	LOB: 0	K: 0	BB: 0	S: 7	P: 9	1B: 3	SF: 2	2B: 4	SAC: 1	3B: 1	DP: 1	HR: 0	HBP: 0	WP: 0	PA: 40
--------------	------	------	------	--------	------	-------	-------	-------	------	------	------	--------	------	-------	------	------	------	------	------	--------	------	-------	------	-------	------	------	------	--------	------	-------	-------	-------	------	------	------	--------	------	-------	------	-------	------	------	------	--------	------	-------	-------	-------	------	------	------	--------	------	-------	------	-------	------	------	------	--------	------	-------	------	-------	------	------	------	--------	------	-------	-------	-------	------	------	------	--------	------	-------	-------	-------	------	------	------	--------	------	-------	------	------	-------	-------	-------	--------	-------	-------	-------	--------	-------	--------

PITCHER	IP	WLS	BF	H	R	ER	SO	BB	IBB	HBP	BLK	WP	HR	S	P	ERA	WHIP
Miguel Batista, R ERA: 4.7	(1, 1)	8.0	31	6	0	1	5	0	0	0	0	0	0	18	28	0.00	0.000
54 Jason Frasor, R ERA: 0.7	(9, 1)	2.0	6	0	0	0	2	0	0	0	0	0	0	18	28	0.00	0.000
Terry Adams, R ERA: 4.97	(11, 1)	0.2	L	3	1	1	1	0	0	0	0	0	0	7	9	13.50	1.500


BOTTOM

Toronto Blue Jays @ Oakland Athletics
Network Associates Coliseum, Oakland, CA

Thu Jun 03 2004, 10:05 PM EDT
Att: 10,879 - Sunny - 63 F

livebaseballscorecards.com

AB 36
R 2
H 7
RBI 2
BB 1
SO 7
LOB 12



Batter	1	2	3	4	5	6	7	8	9	AB	R	H	RBI	BB	SO	LOB	TOP					
Frank Menechino, R (1.4) OBP: 0.324, SLG: 0.333	G6-3		F9			K		G5-3	2B	5	1	1	0	0	1	0						
Eric Hinske, L (1.5) OBP: 0.309, SLG: 0.347	K			BB		K		HR	2B	4	1	2	3	1	2	0						
3 Reed Johnson, R (1.7) OBP: 0.369, SLG: 0.457	K			L4		L6		10B E HBP	K	4	1	0	0	0	2	2						
10 Vernon Wells, R (1.8) OBP: 0.367, SLG: 0.467		2B		G6-3						4	1	2	0	0	1	0						
9 Gregg Zaun, S (1.2) OBP: 0.450, SLG: 0.471	K					F7		1B	1B	4	0	2	1	0	1	1						
Josh Phelps, R (1.3) OBP: 0.298, SLG: 0.351	G5-3			BB		BB		1B	FC4-6	3	1	0	0	1	1	3						
Simon Pond, L (1.10) OBP: 0.269, SLG: 0.289	G4-3			15 G5-3 1B		BB		1B	FC4-6	3	0	1	0	1	0	1						
Chris Gomez, R (1.6) OBP: 0.336, SLG: 0.320			G6-3			1B		F8	G6-3	4	0	1	1	0	0	2						
15 Alex Rios, R (1.9) OBP: 0.270, SLG: 0.265			G1-3			G5-3			G3-1	4	1	1	0	0	0	2						
Inning Stats	R: 0 H: 0 E: 0 K: 2 S: 9	H: 0 LOB: 0 BB: 0 P: 14	R: 0 H: 1 E: 0 K: 1 S: 10	LOB: 1 BB: 0 P: 11	R: 0 H: 0 E: 0 K: 0 S: 5	H: 0 LOB: 0 BB: 0 P: 10	R: 0 H: 0 E: 0 K: 0 S: 3	H: 0 LOB: 0 BB: 1 P: 7	R: 1 H: 1 E: 0 K: 0 S: 10	H: 1 LOB: 1 BB: 2 P: 23	R: 0 H: 0 E: 0 K: 2 S: 8	H: 0 LOB: 0 BB: 0 P: 15	R: 0 H: 2 E: 0 K: 2 S: 15	H: 2 LOB: 2 BB: 0 P: 23	R: 3 H: 3 E: 1 K: 0 S: 28	H: 3 LOB: 1 BB: 0 P: 39	R: 2 H: 3 E: 0 K: 1 S: 18	H: 3 LOB: 1 BB: 0 P: 24	1B: 6 2B: 4 3B: 0 HR: 1	SF: 0 SAC: 0 DP: 2 HBP: 1	WP: 0 PB: 0 SB: 0 CS: 0	PA: 39
PITCHER	IP	WLS	BF	H	R	ER	SO	BB	IBB	HBP	BLK	WP	HR	S	P	ERA	WHIP					
40 Rich Harden, R (1.1) ERA: 3.67	7.0		26	4	1	1	7	3	0	0	0	0	0	60	103	1.29	1.000					
Chad Bradford, R (8.1) ERA: 4.5	0.2	L	5	2	3	2	0	0	0	1	0	0	1	23	32	27.00	3.000					
Chris Hammond, L (8.1) ERA: 5.01	1.1		8	4	2	2	1	0	0	0	0	0	0	23	31	13.50	3.000					

Toronto Blue Jays @ Oakland Athletics
Network Associates Coliseum, Oakland, CA

AB 35
R 6
H 10
RBI 5
BB 3
SO 8
LOB 11



WP: 0 PA: 39
PB: 0
SB: 0
CS: 0

Batter	1	2	3	4	5	6	7	8	9	AB	R	H	RBI	BB	SO	LOB	BOTTOM					
21 Mark Kotsay, L (1.8) OBP: 0.327, SLG: 0.346	G6-3 BB		P6	G4-3			B1-3		BB	4	0	1	0	1	0	3						
Eric Byrnes, R (1.7) OBP: 0.379, SLG: 0.478	G6-3				G4-3		F8		1B	4	0	1	0	1	0	1						
Scott Hatteberg, L (1.3) OBP: 0.380, SLG: 0.448	G5-3		L7		2B		F7		G6-3	5	0	1	0	0	0	3						
Jermaine Dye, R (1.9) OBP: 0.338, SLG: 0.517		G5-3		HR		K				4	1	1	1	0	2	1						
Erubiel Durazo, L (1.10) OBP: 0.366, SLG: 0.477	K		F7		IBB					3	0	1	0	1	1	0						
Damian Miller, R (1.2) OBP: 0.336, SLG: 0.382		7 1B		K		K				4	0	1	0	0	3	3						
7 Bobby Crosby, R (1.6) OBP: 0.285, SLG: 0.405		2B		1B	BB		L8		G5-3	3	0	1	0	1	0	1						
Esteban German, R (1.5) OBP: 0.250, SLG: 0.100		F9		SAFE	BB		G4-3		L9	3	0	0	0	1	0	2						
Marco Scutaro, R (1.4) OBP: 0.320, SLG: 0.381			F7				F8		G4-3	3	0	1	0	0	0	0						
Billy McMillon, L (8, PH) OBP: 0.250, SLG: 0.348				1-2 2-3	1B					1	0	0	0	0	0	0						
Inning Stats	R: 0 H: 0 E: 0 K: 0 S: 6	H: 2 LOB: 2 BB: 1 P: 11	R: 0 H: 2 E: 0 K: 1 S: 13	H: 1 LOB: 1 BB: 0 P: 18	R: 0 H: 1 E: 0 K: 0 S: 8	H: 1 LOB: 3 BB: 0 P: 9	R: 1 H: 2 E: 0 K: 1 S: 16	H: 2 LOB: 2 BB: 1 P: 32	R: 0 H: 0 E: 0 K: 2 S: 11	H: 1 LOB: 2 BB: 1 P: 16	R: 0 H: 0 E: 0 K: 0 S: 5	H: 0 LOB: 0 BB: 0 P: 5	R: 0 H: 0 E: 0 K: 0 S: 6	H: 0 LOB: 0 BB: 0 P: 7	R: 0 H: 1 E: 0 K: 2 S: 11	H: 1 LOB: 1 BB: 0 P: 14	R: 0 H: 1 E: 0 K: 0 S: 16	H: 1 LOB: 2 BB: 1 P: 27	1B: 4 2B: 3 3B: 0 HR: 1	SF: 0 SAC: 0 DP: 1 HBP: 0	WP: 0 PB: 0 SB: 0 CS: 0	PA: 39
PITCHER	IP	WLS	BF	H	R	ER	SO	BB	IBB	HBP	BLK	WP	HR	S	P	ERA	WHIP					
Josh Towers, R (1.1) ERA: 4.6	7.0		30	6	1	1	4	3	1	0	0	0	0	65	98	1.29	1.286					
Vinnie Chulk, R (8.1) ERA:	2.0	S	9	2	0	0	2	1	0	0	0	0	0	27	41	0.00	1.500					

Toronto Blue Jays @ Oakland Athletics
Network Associates Coliseum, Oakland, CA

AB 34
R 1
H 8
RBI 1
BB 5
SO 6
LOB 14



WP: 0 PA: 39
PB: 0
SB: 0
CS: 0

Batter	1	2	3	4	5	6	7	8	9	AB	R	H	RBI	BB	SO	LOB	TOP			
Dave Berg, R OBP: 0.192, SLG: 0.143 (1, 4)										3	0	0	0	1	1	3	Toronto Blue Jays @ Oakland Athletics Network Associates Coliseum, Oakland, CA Sat Jun 05 2004, 4:05 PM EDT Att: 20,772 - Cloudy - 68 F			
Eric Hinske, L OBP: 0.308, SLG: 0.345 (1, 5)										4	0	1	0	0	0	2				
3 Reed Johnson, R OBP: 0.362, SLG: 0.448 (1, 7)										4	0	0	0	0	1	3				
10 Vernon Wells, R OBP: 0.365, SLG: 0.463 (1, 8)										4	0	1	0	0	1	1				
9 Gregg Zaun, S OBP: 0.452, SLG: 0.473 (1, 2)										4	0	2	0	0	1	1				
Howie Clark, L OBP: 0.255, SLG: 0.269 (1, 3)										4	0	1	0	0	0	3				
Chris Gomez, R OBP: 0.333, SLG: 0.317 (1, 6)										4	0	1	0	0	1	2				
Simon Pond, L OBP: 0.250, SLG: 0.265 (1, 10)										4	0	0	0	0	0	4				
15 Alex Rios, R OBP: 0.300, SLG: 0.297 (1, 9)										3	0	2	0	0	0	0				
Inning Stats	R: 0 E: 0 K: 1 S: 9	H: 0 LOB: 1 BB: 1 P: 17	R: 0 E: 0 K: 0 S: 7	H: 1 LOB: 1 BB: 0 P: 9	R: 0 E: 0 K: 0 S: 8	H: 1 LOB: 1 BB: 0 P: 9	R: 0 E: 0 K: 1 S: 13	H: 1 LOB: 1 BB: 0 P: 22	R: 0 E: 0 K: 1 S: 6	H: 0 LOB: 0 BB: 0 P: 7	R: 0 E: 0 K: 1 S: 13	H: 1 LOB: 1 BB: 0 P: 18	R: 0 E: 1 K: 0 S: 9	H: 1 LOB: 1 BB: 0 P: 9	R: 0 E: 0 K: 1 S: 16	H: 2 LOB: 2 BB: 0 P: 20		1B: 8 2B: 0 3B: 0 HR: 0	SF: 0 SAC: 0 DP: 1 HBP: 0	WP: 0 PB: 0 SB: 0 CS: 0
PITCHER Tim Hudson, R ERA: 2.92 (1, 1)	IP: 9.0 WLS: W BF: 35 H: 8 R: 0 ER: 0 SO: 5 BB: 1 IBB: 0 HBP: 0 BLK: 0 WP: 0 HR: 0 S: 86 P: 120 ERA: 0.00 WHIP: 1.000															PITCHER				

Batter	1	2	3	4	5	6	7	8	9	AB	R	H	RBI	BB	SO	LOB	BOTTOM			
Eric Byrnes, R OBP: 0.371, SLG: 0.467 (1, 7)										4	0	0	0	0	0	0	Toronto Blue Jays @ Oakland Athletics Network Associates Coliseum, Oakland, CA Sat Jun 05 2004, 4:05 PM EDT Att: 20,772 - Cloudy - 68 F			
Mark McLemore, S OBP: 0.319, SLG: 0.286 (1, 5)										3	1	1	0	1	0	0				
21 Mark Kotsay, L OBP: 0.335, SLG: 0.348 (1, 8)										2	1	1	0	2	0	1				
Jermaine Dye, R OBP: 0.336, SLG: 0.510 (1, 9)										3	0	0	0	0	2	4				
Scott Hatteberg, L OBP: 0.382, SLG: 0.464 (1, 3)										3	1	1	3	1	0	2				
Eric Karros, R OBP: 0.190, SLG: 0.260 (1, 10)										4	0	0	0	0	0	4				
7 Bobby Crosby, R OBP: 0.286, SLG: 0.422 (1, 6)										3	1	1	1	0	1	0				
17 Adam Melhuse, S OBP: 0.303, SLG: 0.420 (1, 2)										3	0	0	0	0	1	0				
Esteban German, R OBP: 0.200, SLG: 0.077 (1, 4)										3	0	0	0	0	1	0				
Inning Stats	R: 0 E: 0 K: 0 S: 15	H: 0 LOB: 3 BB: 2 P: 30	R: 0 E: 0 K: 3 S: 10	H: 0 LOB: 0 BB: 0 P: 19	R: 3 E: 0 K: 0 S: 10	H: 3 LOB: 0 BB: 0 P: 17	R: 1 E: 0 K: 0 S: 7	H: 1 LOB: 0 BB: 0 P: 10	R: 0 E: 0 K: 1 S: 8	H: 0 LOB: 1 BB: 1 P: 14	R: 0 E: 0 K: 0 S: 7	H: 0 LOB: 0 BB: 0 P: 10	R: 0 E: 0 K: 1 S: 7	H: 0 LOB: 1 BB: 1 P: 14	R: 0 E: 0 K: 1 S: 7	H: 0 LOB: 1 BB: 1 P: 14		1B: 2 2B: 0 3B: 0 HR: 2	SF: 0 SAC: 0 DP: 0 HBP: 1	WP: 0 PB: 0 SB: 1 CS: 0
PITCHER Pat Hentgen, R ERA: 5.64 Valerio De Los Santos, L ERA: 6.17 Bob Fife, R ERA: (1, 1) (8, 1) (8, 1)	IP: 7.0 WLS: L BF: 29 H: 4 R: 4 ER: 4 SO: 4 BB: 3 IBB: 0 HBP: 0 BLK: 0 WP: 0 HR: 2 S: 62 P: 108 ERA: 5.14 WHIP: 1.000															PITCHER				

AB 34
R 0
H 8
RBI 0
BB 1
SO 5
LOB 19

AB 28
R 4
H 4
RBI 4
BB 4
SO 5
LOB 11

Batter	1	2	3	4	5	6	7	8	9	AB	R	H	RBI	BB	SO	LOB	TOP			
Cesar Izturis, S OBP: 0.348, SLG: 0.398 (1, 6)	F9		2B		G6-3		P2		G3	5	0	1	0	0	0	2				
Jayson Werth, R OBP: 0.273, SLG: 0.500 (1, 7)	F8		K				K			4	0	1	0	0	0	2	3			
Milton Bradley, S OBP: 0.361, SLG: 0.441 (1, 8)	P3		P5						K	4	0	0	0	0	0	2	2			
Shawn Green, L OBP: 0.332, SLG: 0.413 (1, 3)		2B			F7				HR	4	1	2	1	0	1	0				
Paul Lo Duca, R OBP: 0.402, SLG: 0.482 (1, 2)	K				P6		G6-3			4	0	1	0	0	1	1				
Adrián Beltré, R OBP: 0.336, SLG: 0.558 (1, 5)		BB			1B		G5-3		F9	3	0	1	0	1	0	1				
Juan Encarnacion, R OBP: 0.276, SLG: 0.413 (1, 9)	P4								G6-3	4	0	2	0	0	0	3				
Olmedo Saenz, R OBP: 0.297, SLG: 0.469 (1, 10)	F8						E6		F9	4	0	0	0	0	1	5				
José Hernández, R OBP: 0.425, SLG: 0.553 (1, 4)			F7				G1-3		K	4	0	0	0	0	1	2				
Inning Stats	R: 0 E: 0 K: 0 S: 6	H: 0 LOB: 0 BB: 7	R: 0 E: 0 K: 1 S: 10	H: 1 LOB: 2 BB: 1 P: 18	R: 0 E: 0 K: 1 S: 9	H: 1 LOB: 1 BB: 0 P: 13	R: 0 E: 0 K: 1 S: 11	H: 2 LOB: 2 BB: 0 P: 18	R: 0 E: 0 K: 1 S: 10	H: 0 LOB: 0 BB: 0 P: 13	R: 0 E: 1 K: 1 S: 15	H: 1 LOB: 2 BB: 0 P: 20	R: 1 E: 0 K: 1 S: 9	H: 2 LOB: 1 BB: 0 P: 18	R: 0 E: 0 K: 1 S: 8	H: 0 LOB: 0 BB: 0 P: 10	1B: 5 2B: 2 3B: 0 HR: 1	SF: 0 SAC: 0 DP: 0 HBP: 0	WP: 0 PA: 37 PB: 0 SB: 0 CS: 0	
PITCHER	IP	WLS	BF	H	R	ER	SO	BB	IBB	HBP	BLK	WP	HR	S	P	ERA	WHIP			
Ted Lilly, L ERA: 4.14 (1, 1)	7.1	W	31	7	1	1	7	1	0	0	0	0	1	75	112	1.23	1.091			
Vinnie Chulk, R ERA: 3.39 (8, 1)	0.2		3	1	0	0	0	0	0	0	0	0	0	5	10	0.00	1.500			
Justin Speier, R ERA: 4.08 (9, 1)	1.0		3	0	0	0	1	0	0	0	0	0	0	8	10	0.00	0.000			

Los Angeles Dodgers @ Toronto Blue Jays
SkyDome, Toronto, ON
Tue Jun 08 2004, 7:05 PM EDT
Att: 16,499 - Sunny - 86 F

AB	36
R	1
H	8
RBI	1
BB	1
SO	8
LOB	19



Batter	1	2	3	4	5	6	7	8	9	AB	R	H	RBI	BB	SO	LOB	BOTTOM			
3 Reed Johnson, R OBP: 0.365, SLG: 0.458 (1, 7)	2B		P6			G4-3				5	1	3	0	0	0	2				
Chris Gomez, R OBP: 0.333, SLG: 0.316 (1, 4)	1B				K		G6-3			4	1	1	1	1	1	1				
Frank Catalanotto, L OBP: 0.370, SLG: 0.461 (1, 10)	F7		P4		G5-3		G6-3			5	0	0	0	0	1	4				
10 Vernon Wells, R OBP: 0.369, SLG: 0.470 (1, 8)	1B		F8		F8					4	1	2	0	0	0	0				
9 Gregg Zaun, S OBP: 0.446, SLG: 0.443 (1, 2)	1B					P3		G1-3		2	1	0	0	2	0	1				
Eric Hinske, L OBP: 0.306, SLG: 0.340 (1, 5)	F5					P6				3	2	1	0	1	0	3				
Chris Woodward, R OBP: 0.375, SLG: 0.514 (1, 6)	1B		E8			F8				4	0	1	2	0	1	3				
Howie Clark, L OBP: 0.271, SLG: 0.357 (1, 3)	P6						G3-1			4	1	2	4	0	0	2				
15 Alex Rios, R OBP: 0.271, SLG: 0.250 (1, 9)			K				G4-3			4	0	0	0	0	3	2				
Inning Stats	R: 3 E: 0 K: 0 S: 23	H: 4 LOB: 2 BB: 1 P: 36	R: 0 E: 0 K: 1 S: 13	H: 1 LOB: 1 BB: 0 P: 17	R: 2 E: 1 K: 1 S: 13	H: 1 LOB: 2 BB: 2 P: 25	R: 0 E: 0 K: 1 S: 10	H: 0 LOB: 0 BB: 0 P: 14	R: 0 E: 0 K: 0 S: 6	H: 0 LOB: 0 BB: 0 P: 10	R: 0 E: 0 K: 0 S: 11	H: 1 LOB: 1 BB: 0 P: 18	R: 2 E: 0 K: 3 S: 24	H: 3 LOB: 2 BB: 1 P: 37	1B: 4 2B: 5 3B: 0 HR: 1	SF: 0 SAC: 0 DP: 0 HBP: 0	WP: 0 PA: 39 PB: 0 SB: 1 CS: 0			
PITCHER	IP	WLS	BF	H	R	ER	SO	BB	IBB	HBP	BLK	WP	HR	S	P	ERA	WHIP			
Hideo Nomo, R ERA: 7.33 (1, 1)	5.0	L	25	6	5	5	3	3	0	0	0	0	0	65	100	9.00	1.800			
Duaner Sanchez, R ERA: 1.93 (6, 1)	2.0		7	1	0	0	0	0	0	0	0	0	0	17	28	0.00	0.500			
37 Darren Dreifort, R ERA: 5.33 (8, 1)	1.0		7	3	2	2	3	1	0	0	0	0	1	24	37	18.00	4.000			

Los Angeles Dodgers @ Toronto Blue Jays
SkyDome, Toronto, ON
Tue Jun 08 2004, 7:05 PM EDT
Att: 16,499 - Sunny - 86 F

AB	35
R	7
H	10
RBI	7
BB	4
SO	6
LOB	18



Batter	1	2	3	4	5	6	7	8	9	AB	R	H	RBI	BB	SO	LOB	TOP					
Dave Roberts, L (1, 7) OBP: 0.387, SLG: 0.430	4-1 FC6-4 BB		1-2 G5-3			1-3 K			3-2 G3-4 1B	3	0	1	0	1	1	1						
Cesar Izuris, S (1, 6) OBP: 0.342, SLG: 0.391	1-2 FC6-4 CS			1-3 K			2-1 G3		1-1 G3-4	4	0	0	0	0	1	2						
Milton Bradley, S (1, 8) OBP: 0.354, SLG: 0.432	0-0 L8			1-1 G6-3			2-3 K		1-3 K	4	0	0	0	0	2	1						
Shawn Green, L (1, 3) OBP: 0.332, SLG: 0.409	1-1 CS	1-2 G1-3		1-0 G1-3			4-2 FC6-4 BB			2	0	0	0	1	0	0						
Paul Lo Duca, R (1, 2) OBP: 0.396, SLG: 0.475					0-0 F8		2-1 FC6-4			3	0	0	0	0	1	1						
Adrian Beltré, R (1, 5) OBP: 0.333, SLG: 0.550				1-0 G6-3		1-3 K			0-0 F7	3	0	0	0	0	1	0						
Juan Encarnacion, R (1, 9) OBP: 0.276, SLG: 0.416					0-0 F7				2-2 G1-3	3	0	1	0	0	0	0						
Jason Grabowski, L (1, 10) OBP: 0.309, SLG: 0.437						1-3 K			0-1 1B	3	0	1	0	0	2	1						
Alex Cora, L (1, 4) OBP: 0.386, SLG: 0.435							1-1 1B		1-1 F9	3	0	1	0	0	0	2						
Inning Stats	R: 0 E: 0 K: 0 S: 6	H: 0 LOB: 0 BB: 1 P: 12	R: 0 E: 0 K: 1 S: 7	H: 0 LOB: 0 BB: 0 P: 10	R: 0 E: 0 K: 1 S: 11	H: 1 LOB: 1 BB: 0 P: 18	R: 0 E: 0 K: 1 S: 6	H: 0 LOB: 0 BB: 0 P: 9	R: 0 E: 0 K: 0 S: 6	H: 0 LOB: 0 BB: 0 P: 7	R: 0 E: 0 K: 1 S: 8	H: 1 LOB: 0 BB: 0 P: 11	R: 0 E: 0 K: 1 S: 12	H: 0 LOB: 1 BB: 1 P: 22	R: 0 E: 0 K: 0 S: 8	H: 1 LOB: 1 BB: 0 P: 11	R: 0 E: 0 K: 1 S: 8	H: 1 LOB: 0 BB: 0 P: 13	1B: 3 2B: 2 3B: 0 HR: 0	SF: 0 SAC: 0 DP: 1 HBP: 0	WP: 0 PB: 0 SB: 0 CS: 1	PA: 31
PITCHER Miguel Batista, R (1, 1) ERA: 4.2	IP: 9.0 WLS: W BF: 30 H: 4 R: 0 ER: 0 SO: 8 BB: 2 IBB: 0 HBP: 0 BLK: 0 WP: 0 HR: 0 S: 72 P: 113 ERA: 0.00 WHIP: 0.667															PITCHER						

Los Angeles Dodgers @ Toronto Blue Jays
SkyDome, Toronto, ON
Wed Jun 09 2004, 7:05 PM EDT
Att: 18,003 - Dome - 68 F

AB 28
R 0
H 4
RBI 0
BB 2
SO 8
LOB 8



Batter	1	2	3	4	5	6	7	8	9	AB	R	H	RBI	BB	SO	LOB	BOTTOM			
3 Reed Johnson, R (1, 7) OBP: 0.363, SLG: 0.454	1-2 G6-3			0-2 1B WP	0-0 G5-3				1-2 G6-3	4	1	1	0	0	0	0				
Chris Gomez, R (1, 4) OBP: 0.331, SLG: 0.314	1-1 G4-3			0-0 10 1B 9 2B 1B	0-1 G4-3			2-2 F8	4	1	1	0	0	0	0	0				
Frank Catalanotto, L (1, 10) OBP: 0.361, SLG: 0.446	1-0 L3			1-3 K			1-1 F8		0-2 L3	4	0	0	0	0	1	1				
10 Vernon Wells, R (1, 8) OBP: 0.371, SLG: 0.471		1-1 F8		1-2 3-H 1-0 9 2B 1B	2-1 G6-3		2-1 1B		2-1 G6-3	4	1	2	0	0	0	0				
9 Gregg Zaun, S (1, 2) OBP: 0.442, SLG: 0.451		0-1 G5-3		2-3 1B FC1-2 2B	1-0 F7		1-2 1B		1-2 F7	3	0	1	2	0	0	1				
Eric Hinske, L (1, 5) OBP: 0.306, SLG: 0.340		0-0 P3		1-H 3-H 2-1 FC1-2 S 2-3 1B	2-1 P4		1-2 P4		1-2 P4	3	0	1	0	0	0	1				
Chris Woodward, R (1, 6) OBP: 0.361, SLG: 0.493				1-1 F9	2-2 FC1-2		1-0 G3			3	0	0	0	0	0	2				
Howie Clark, L (1, 3) OBP: 0.274, SLG: 0.407				0-3 K	1-2 G5-3		0-1 HR			3	1	1	1	0	1	2				
15 Alex Rios, R (1, 9) OBP: 0.255, SLG: 0.234				0-2 G6-3			1-1 G5-3		1-1 P4	3	0	0	0	0	0	0				
Inning Stats	R: 0 E: 0 K: 0 S: 8	H: 0 LOB: 0 BB: 0 P: 11	R: 0 E: 0 K: 0 S: 5	H: 0 LOB: 0 BB: 0 P: 6	R: 0 E: 0 K: 1 S: 8	H: 0 LOB: 0 BB: 0 P: 9	R: 3 E: 0 K: 1 S: 17	H: 5 LOB: 2 BB: 0 P: 25	R: 0 E: 0 K: 0 S: 5	H: 0 LOB: 0 BB: 0 P: 6	R: 0 E: 0 K: 0 S: 10	H: 1 LOB: 1 BB: 0 P: 15	R: 1 E: 0 K: 0 S: 8	H: 1 LOB: 0 BB: 0 P: 11	R: 0 E: 0 K: 0 S: 8	H: 0 LOB: 0 BB: 0 P: 12	1B: 5 2B: 1 3B: 0 HR: 1	SF: 0 SAC: 0 DP: 0 HBP: 0	WP: 1 PB: 0 SB: 1 CS: 0	PA: 31
PITCHER Jose Lima, R (1, 1) ERA: 4.02	IP: 7.0 WLS: L BF: 28 H: 7 R: 4 ER: 4 SO: 2 BB: 0 IBB: 0 HBP: 0 BLK: 0 WP: 1 HR: 1 S: 61 P: 83 ERA: 5.14 WHIP: 1.000															PITCHER				
Duaner Sanchez, R (8, 1) ERA: 1.96	IP: 1.0 WLS: L BF: 3 H: 0 R: 0 ER: 0 SO: 0 BB: 0 IBB: 0 HBP: 0 BLK: 0 WP: 0 HR: 0 S: 8 P: 12 ERA: 0.00 WHIP: 0.000															PITCHER				

Los Angeles Dodgers @ Toronto Blue Jays
SkyDome, Toronto, ON
Wed Jun 09 2004, 7:05 PM EDT
Att: 18,003 - Dome - 68 F

AB 31
R 4
H 7
RBI 3
BB 0
SO 2
LOB 7



Batter	1	2	3	4	5	6	7	8	9	AB	R	H	RBI	BB	SO	LOB	TOP										
Dave Roberts, L OBP: 0.387, SLG: 0.429 (1, 7)										5	1	2	0	0	0	1	Los Angeles Dodgers @ Toronto Blue Jays SkyDome, Toronto, ON Thu Jun 10 2004, 7:05 PM EDT Att: 16,267 - Cloudy - 63 F										
Cesar Izturis, S OBP: 0.347, SLG: 0.393 (1, 6)										4	1	2	1	1	1	1											
Milton Bradley, S OBP: 0.346, SLG: 0.422 (1, 8)										5	0	0	0	0	2	7											
Shawn Green, L OBP: 0.338, SLG: 0.418 (1, 10)										5	0	3	1	0	0	0											
Paul Lo Duca, R OBP: 0.396, SLG: 0.478 (1, 2)										5	1	2	0	0	0	3											
Adrian Beltré, R OBP: 0.339, SLG: 0.563 (1, 5)										4	1	2	2	1	0	1											
Juan Encarnacion, R OBP: 0.279, SLG: 0.435 (1, 9)										5	2	2	1	0	0	3											
Robin Ventura, L OBP: 0.283, SLG: 0.236 (1, 3)										4	0	1	1	0	2	2											
Alex Cora, L OBP: 0.383, SLG: 0.426 (1, 4)										3	0	0	0	0	0	1											
Inning Stats	R: 2 E: 2 K: 1 S: 17	H: 3 LOB: 1 BB: 0 P: 22	R: 1 E: 0 K: 0 S: 9	H: 2 LOB: 2 BB: 1 P: 18	R: 3 E: 0 K: 2 S: 18	H: 5 LOB: 3 BB: 0 P: 30	R: 0 E: 0 K: 0 S: 9	H: 2 LOB: 2 BB: 0 P: 14	R: 0 E: 0 K: 0 S: 7	H: 1 LOB: 0 BB: 0 P: 7	R: 0 E: 0 K: 1 S: 7	H: 0 LOB: 0 BB: 0 P: 11	R: 0 E: 1 K: 1 S: 11	H: 0 LOB: 1 BB: 1 P: 17	R: 0 E: 0 K: 0 S: 7	H: 1 LOB: 1 BB: 1 P: 15		1B: 9 2B: 3 3B: 0 HR: 2	SF: 0 SAC: 0 DP: 2 HBP: 1	WP: 0 PB: 0 SB: 3 CS: 0	PA: 43						
PITCHER	IP	WLS	BF	H	R	ER	SO	BB	IBB	HBP	BLK	WP	HR	S	P	ERA	WHIP										
Josh Towers, R ERA: 6.87 (1, 1)	2.2	L	18	8	6	6	2	1	0	1	0	0	2	37	60	20.25	3.375										
Bob Fife, R ERA: (3, 1)	3.1		14	5	0	0	1	0	0	0	0	0	0	28	41	0.00	1.500										
Jason Kershner, L ERA: 5.57 (7, 1)	1.0		3	0	0	0	1	0	0	0	0	0	0	7	11	0.00	0.000										
Terry Adams, R ERA: 4.8 (8, 1)	1.0		4	0	0	0	1	0	0	0	0	0	0	11	17	0.00	0.000										
Kerry Ligtenberg, R ERA: 5.25 (9, 1)	1.0		4	1	0	0	0	1	0	0	0	0	0	7	15	0.00	2.000										

Batter	1	2	3	4	5	6	7	8	9	AB	R	H	RBI	BB	SO	LOB	BOTTOM										
Frank Menechino, R OBP: 0.336, SLG: 0.344 (1, 4)										3	0	2	0	1	0	0	Los Angeles Dodgers @ Toronto Blue Jays SkyDome, Toronto, ON Thu Jun 10 2004, 7:05 PM EDT Att: 16,267 - Cloudy - 63 F										
Chris Gomez, R OBP: 0.323, SLG: 0.305 (1, 5)										4	0	0	0	0	0	3											
3 Reed Johnson, R OBP: 0.357, SLG: 0.445 (1, 7)										4	0	0	0	0	1	3											
10 Vernon Wells, R OBP: 0.369, SLG: 0.480 (1, 8)										4	1	1	1	0	0	1											
9 Gregg Zaun, S OBP: 0.434, SLG: 0.435 (1, 2)										3	0	0	0	1	0	0											
Chris Woodward, R OBP: 0.356, SLG: 0.481 (1, 6)										4	0	1	0	0	2	1											
Josh Phelps, R OBP: 0.298, SLG: 0.353 (1, 10)										3	0	1	0	0	1	1											
Frank Catalanotto, L OBP: 0.358, SLG: 0.445 (9, PH)										1	0	0	0	0	0	1											
Dave Berg, R OBP: 0.200, SLG: 0.154 (1, 3)										3	0	1	0	0	1	2											
15 Alex Rios, R OBP: 0.241, SLG: 0.220 (1, 9)										3	0	0	0	0	0	1											
Inning Stats	R: 0 E: 0 K: 0 S: 6	H: 0 LOB: 1 BB: 1 P: 11	R: 0 E: 0 K: 0 S: 8	H: 1 LOB: 0 BB: 0 P: 15	R: 0 E: 0 K: 1 S: 12	H: 1 LOB: 1 BB: 0 P: 17	R: 1 E: 0 K: 2 S: 10	H: 1 LOB: 0 BB: 0 P: 17	R: 0 E: 0 K: 0 S: 6	H: 0 LOB: 0 BB: 0 P: 6	R: 0 E: 0 K: 1 S: 11	H: 1 LOB: 1 BB: 0 P: 16	R: 0 E: 0 K: 0 S: 9	H: 1 LOB: 1 BB: 0 P: 11	R: 0 E: 0 K: 1 S: 12	H: 0 LOB: 1 BB: 1 P: 18		1B: 4 2B: 1 3B: 0 HR: 1	SF: 0 SAC: 0 DP: 1 HBP: 0	WP: 0 PB: 0 SB: 0 CS: 0	PA: 34						
PITCHER	IP	WLS	BF	H	R	ER	SO	BB	IBB	HBP	BLK	WP	HR	S	P	ERA	WHIP										
Kaz Ishii, L ERA: 3.36 (1, 1)	8.0	W	30	6	1	1	4	1	0	0	0	0	0	65	103	1.12	0.875										
Eric Gagne, R ERA: 1.85 (9, 1)	1.0		4	0	0	0	1	1	0	0	0	0	0	12	18	0.00	1.000										

Batter	1	2	3	4	5	6	7	8	9	AB	R	H	RBI	BB	SO	LOB	TOP	
Scott Hairston, R OBP: 0.366, SLG: 0.569 (1, 4)	G1-3 1B BB	P3			G6-3		G6-3		F9	4	0	0	0	1	0	2		
Steve Finley, L OBP: 0.360, SLG: 0.548 (1, 8)	G1-3 1B		G3		G4-3			1B	1B BB	4	0	2	0	1	0	0		
Danny Bautista, R OBP: 0.376, SLG: 0.476 (1, 9)	G1-3				F9			K	1B	5	0	2	1	0	1	3		
Luis Gonzalez, L OBP: 0.377, SLG: 0.553 (1, 10)	IBB		P4		F8			P4	K	4	0	0	0	1	1	4		
Shea Hillenbrand, R OBP: 0.336, SLG: 0.457 Alan Zinter, S OBP: 0.600, SLG: 0.333 (1, 3) (8, 3)	K		L8		G5-3			K		4	0	0	0	0	2	5		
Chad Tracy, L OBP: 0.326, SLG: 0.414 (1, 5)	G1-3				F9				2B 2B	4	1	2	0	0	0	3		
Alex Cintron, S OBP: 0.308, SLG: 0.362 (1, 6)		G5-3			K			G4-3	1B 2B	4	1	1	1	0	1	1		
Doug DeVore, L OBP: 0.257, SLG: 0.333 (1, 7)								K	K	4	0	2	0	0	2	1		
Juan Brito, R Tim Olson, R OBP: 0.063, SLG: 0.063 Robby Hamrock, R OBP: 0.290, SLG: 0.392 (1, 2) (9, PH) (9, 2)	G6-3				G4-3			K2-3	1B 1B	3	0	0	0	0	1	2		
Inning Stats	R: 0 H: 1 E: 0 K: 1 S: 13	H: 1 R: 0 ER: 0 LOB: 3 BB: 2 P: 27	R: 0 H: 1 E: 0 K: 0 S: 9	H: 1 R: 0 ER: 0 LOB: 1 BB: 0 P: 11	R: 0 H: 1 E: 0 K: 0 S: 6	H: 1 R: 0 ER: 0 LOB: 1 BB: 0 P: 8	R: 0 H: 1 E: 0 K: 1 S: 8	H: 0 R: 0 ER: 0 LOB: 0 BB: 0 P: 12	R: 0 H: 1 E: 0 K: 0 S: 11	H: 0 R: 0 ER: 0 LOB: 0 BB: 0 P: 13	R: 0 H: 1 E: 0 K: 2 S: 12	H: 1 R: 3 ER: 0 LOB: 2 BB: 1 P: 34	1B: 6 2B: 4 3B: 0 HR: 0	SF: 0 SAC: 0 DP: 0 HBP: 0	WP: 0 PB: 0 CS: 0	PA: 40		
PITCHER	IP	WLS	BF	H	R	ER	SO	BB	IBB	HBP	BLK	WP	HR	S	P	ERA	WHIP	
Pat Hentgen, R ERA: 5.05 (1, 1)	7.0		28	5	0	0	4	1	1	0	0	0	0	64	103	0.00	0.857	
Justin Speier, R ERA: 3.89 (8, 1)	1.0	H	4	1	0	0	2	0	0	0	0	0	0	12	19	0.00	1.000	
54 Jason Frasor, R ERA: 1.65 (9, 1)	0.2	L	5	3	3	3	1	0	0	0	0	0	0	13	22	40.50	4.500	
Terry Adams, R ERA: 4.75 (9, 1)	0.1		3	1	0	0	1	1	0	0	0	0	0	6	12	0.00	6.000	

Arizona Diamondbacks @ Toronto Blue Jays
SkyDome, Toronto, ON
Fri Jun 11 2004, 7:05 PM EDT
Att: 14,259 - Sunny - 63 F

livebaseballscores.com

AB 37
R 3
H 10
RBI 3
BB 3
SO 8
LOB 21



Batter	1	2	3	4	5	6	7	8	9	AB	R	H	RBI	BB	SO	LOB	BOTTOM	
3 Reed Johnson, R OBP: 0.351, SLG: 0.437 (1, 9)	G5-3	F8		G6-4-3 1-2			F9			4	0	0	0	0	0	0		
Howie Clark, L OBP: 0.288, SLG: 0.413 (1, 3)	2B 10 G5-3 1B		F9		G4-3			L7		4	1	2	0	0	0	0		
Frank Catalanotto, L OBP: 0.369, SLG: 0.460 (1, 7)	BB PB 2B		G6-3		G4-3			10 G1 1B	1B	4	1	3	0	0	0	0		
10 Vernon Wells, R OBP: 0.364, SLG: 0.472 (1, 8)	G5-3				F7			10 G1 1B	1B	4	0	0	1	0	0	4		
9 Gregg Zaun, S OBP: 0.427, SLG: 0.420 (1, 10)	PB BB BB		F8				G5-3	G1		3	0	0	0	1	1	2		
Eric Hinske, L OBP: 0.309, SLG: 0.340 (1, 5)					G6-3		G3	K		3	0	1	0	1	1	0		
Chris Woodward, R OBP: 0.352, SLG: 0.470 (1, 6)	PB				1B 1B		G4-3		K	5	0	1	0	0	0	2		
Frank Menechino, R OBP: 0.333, SLG: 0.340 (1, 4)		F9			1B		G5-3	P2		4	0	1	0	0	2	0		
Kevin Cash, R OBP: 0.272, SLG: 0.339 (1, 2)	K				1B		K	L8		3	0	0	0	0	0	3		
Inning Stats	R: 2 H: 2 E: 0 K: 0 S: 15	H: 2 R: 8 ER: 1 LOB: 2 BB: 2 P: 31	R: 0 H: 0 E: 0 K: 1 S: 10	H: 0 R: 0 ER: 0 LOB: 0 BB: 0 P: 13	R: 0 H: 1 E: 0 K: 0 S: 9	H: 1 R: 0 ER: 0 LOB: 1 BB: 0 P: 15	R: 0 H: 3 E: 0 K: 0 S: 11	H: 0 R: 0 ER: 0 LOB: 0 BB: 0 P: 11	R: 0 H: 0 E: 0 K: 0 S: 7	H: 0 R: 0 ER: 0 LOB: 0 BB: 0 P: 14	R: 0 H: 0 E: 0 K: 1 S: 6	H: 2 R: 0 ER: 0 LOB: 2 BB: 0 P: 18	1B: 7 2B: 1 3B: 0 HR: 0	SF: 0 SAC: 0 DP: 1 HBP: 0	WP: 0 PB: 1 CS: 0	PA: 36		
PITCHER	IP	WLS	BF	H	R	ER	SO	BB	IBB	HBP	BLK	WP	HR	S	P	ERA	WHIP	
Steve Sparks, R ERA: 5.84 (1, 1)	7.1		31	8	2	1	2	2	0	0	0	0	0	71	121	1.23	1.364	
Brandon Villafuerte, R ERA: 2.25 (8, 1)	0.1		1	0	0	0	0	0	0	0	0	0	0	3	4	0.00	0.000	
Randy Choate, L ERA: 0.52 (8, 1)	0.2	W	2	0	0	0	2	0	0	0	0	0	0	6	8	0.00	0.000	
Jose Valverde, R ERA: 4.3 (9, 1)	0.2	S	2	0	0	0	0	0	0	0	0	0	0	8	11	0.00	0.000	

Arizona Diamondbacks @ Toronto Blue Jays
SkyDome, Toronto, ON
Fri Jun 11 2004, 7:05 PM EDT
Att: 14,259 - Sunny - 63 F

livebaseballscores.com

AB 34
R 2
H 8
RBI 1
BB 2
SO 4
LOB 11



Batter	1	2	3	4	5	6	7	8	9	AB	R	H	RBI	BB	SO	LOB	TOP					
Scott Hairston, R OBP: 0.356, SLG: 0.545	(1, 4) K		(0, 0) F8			(1, 2) HR 1B	(1, 3) K		(1, 1) P3	5	1	1	0	0	2	4						
Steve Finley, L OBP: 0.354, SLG: 0.538	(1, 10) G4-3			(2, 1) G6-3		(0, 2) P3	(0, 1) P3			4	0	0	0	0	0	3						
Danny Bautista, R OBP: 0.375, SLG: 0.474 Andy Green, R (6, PR) (6, 5) K	(1, 8) K			(3, 1) G4-3		(0, 1) HR 1B		(0, 2) P3		3	0	1	0	0	1	0						
Luis Gonzalez, L OBP: 0.379, SLG: 0.565		(1, 2) F9		(0, 1) 1B		(2, 2) HR		(1, 2) P6		4	1	2	3	0	0	0						
Shea Hillenbrand, R OBP: 0.336, SLG: 0.470 Tim Olson, R OBP: 0.059, SLG: 0.059	(1, 3) G4-3			(1, 3) 1B		(1, 2) HR		(1, 0) F8		3	1	1	1	0	1	1						
Chad Tracy, L OBP: 0.326, SLG: 0.407	(1, 5) BB			(2, 2) L5		(1, 2) P5		(0, 3) K		3	0	0	0	1	1	1						
Doug DeVore, L OBP: 0.282, SLG: 0.361	(1, 9) G4-3			(0, 0) L9		(4, 1) 1B BB		(1, 1) 1B 2B		3	0	1	0	1	0	1						
Alex Cintron, S OBP: 0.307, SLG: 0.360			(1, 2) F9	(1, 1) L8		(0, 0) F7		(1, 1) 1B		4	0	1	0	0	0	1						
Juan Brito, R OBP: 0.111, SLG: 0.111 Alan Zinter, S OBP: 0.500, SLG: 0.250	(1, 2) K		(3, 3) K			(1, 3) K	(1, 0) 1B	(1, 3) K		3	0	1	0	0	2	0						
Inning Stats	R: 0 E: 0 K: 2 S: 8	H: 0 LOB: 0 BB: 0 P: 13	R: 0 E: 0 K: 0 S: 11	H: 0 LOB: 1 BB: 1 P: 17	R: 0 E: 0 K: 1 S: 8	H: 0 LOB: 0 BB: 0 P: 12	R: 0 E: 0 K: 1 S: 9	H: 1 LOB: 1 BB: 0 P: 15	R: 0 E: 0 K: 0 S: 7	H: 0 LOB: 0 BB: 0 P: 10	R: 4 E: 0 K: 1 S: 22	H: 4 LOB: 1 BB: 0 P: 29	R: 0 E: 0 K: 1 S: 8	H: 1 LOB: 2 BB: 1 P: 14	R: 0 E: 0 K: 2 S: 7	H: 0 LOB: 0 BB: 0 P: 9	R: 0 E: 0 K: 2 S: 12	H: 2 LOB: 2 BB: 0 P: 16	1B: 5 2B: 1 3B: 0 HR: 2	SF: 0 SAC: 0 DP: 0 HBP: 0	WP: 0 PB: 0 SB: 0 CS: 0	PA: 37
PITCHER	IP	WLS	BF	H	R	ER	SO	BB	IBB	HBP	BLK	WP	HR	S	P	ERA	WHIP					
32 Roy Halladay, R ERA: 3.55	5.2	W	21	3	2	2	5	1	0	0	0	0	0	56	82	3.18	0.706					
Jason Kershner, L ERA: 6.33	0.1		3	2	2	2	0	0	0	0	0	0	2	9	14	54.00	6.000					
Vinnie Chulk, R ERA: 2.45	3.0	S	13	3	0	0	3	1	0	0	0	0	0	27	39	0.00	1.333					

Arizona Diamondbacks @ Toronto Blue Jays
SkyDome, Toronto, ON
Sat Jun 12 2004, 4:05 PM EDT
Att: 30,349 - Sunny - 70 F

AB	35
R	4
H	8
RBI	4
BB	2
SO	8
LOB	13



Batter	1	2	3	4	5	6	7	8	9	AB	R	H	RBI	BB	SO	LOB	BOTTOM					
3 Reed Johnson, R OBP: 0.350, SLG: 0.433	(1, 7) 10 1B	(3, 2) G4-3		(0, 0) SF7	(1, 0) G5-3		(2, 2) FC6-4 10 HR	(4, 2) BB		4	1	1	2	1	0	3						
Howie Clark, L OBP: 0.306, SLG: 0.409	(1, 3) L8		(0, 0) 9 G2-3 10 HR	(0, 1) G3	(4, 1) BB		(4, 0) 10 HR	(3, 2) SF7		3	2	1	1	2	0	1						
Frank Catalanotto, L OBP: 0.214, SLG: 0.154 Dave Berg, R (8, PH)	(1, 10) F8		(1, 2) F7	(3, 2) 9 10 HR	(1, 2) G4-3		(1, 2) G1	(4, 2) 10 C4-6		4	1	0	1	0	0	5						
10 Vernon Wells, R OBP: 0.370, SLG: 0.488	(1, 8) 1B		(3, 2) 9 G2-3 1B	(1, 0) 9 1B		(0, 1) G6-3	(2, 0) HR	(0, 0) FC4-6		6	3	4	3	0	0	3						
9 Gregg Zaun, S OBP: 0.407, SLG: 0.398	(1, 2) F9		(0, 0) G2-3	(1, 1) E3 1B		(2, 3) K	(3, 2) F9			5	1	0	0	0	1	6						
Eric Hinske, L OBP: 0.320, SLG: 0.362		(4, 2) 2B BB	(1, 1) 2H HR	(3, 1) 2B 1B		(1, 2) FC6-4 1B		(1, 0) F7		4	2	3	5	1	0	0						
Chris Woodward, R OBP: 0.365, SLG: 0.494	(1, 6) 15 G6-3 2B		(2, 0) P3	(0, 0) 15 2B		(2, 1) FC6-4		(4, 1) 15 BB 3 BB		4	1	2	2	1	0	1						
Frank Menechino, R OBP: 0.345, SLG: 0.376	(1, 4) P4						(2, 2) 3 FC6-4 15 1B	(4, 1) 3 BB 15 BB		4	3	2	1	1	1	3						
15 Alex Rios, R OBP: 0.271, SLG: 0.278	(1, 9) G6-3		(1, 1) 3 SF7 3B	(1, 0) G4-3			(2, 1) 3 FC6-4 1B	(4, 0) BB 3 BB		4	1	2	0	1	0	1						
Inning Stats	R: 0 E: 0 K: 0 S: 12	H: 2 LOB: 2 BB: 0 P: 20	R: 1 E: 0 K: 0 S: 12	H: 1 LOB: 1 BB: 1 P: 23	R: 3 E: 0 K: 1 S: 18	H: 3 LOB: 0 BB: 0 P: 16	R: 5 E: 1 K: 1 S: 18	H: 5 LOB: 2 BB: 0 P: 33	R: 0 E: 0 K: 0 S: 9	H: 0 LOB: 1 BB: 1 P: 15	R: 0 E: 0 K: 1 S: 10	H: 1 LOB: 1 BB: 0 P: 15	R: 4 E: 0 K: 0 S: 17	H: 3 LOB: 0 BB: 1 P: 33	R: 2 E: 0 K: 0 S: 11	H: 0 LOB: 3 BB: 5 P: 35	1B: 9 2B: 2 3B: 1 HR: 3	SF: 2 SAC: 0 DP: 0 HBP: 1	WP: 0 PB: 0 SB: 0 CS: 0	PA: 49		
PITCHER	IP	WLS	BF	H	R	ER	SO	BB	IBB	HBP	BLK	WP	HR	S	P	ERA	WHIP					
Andrew Good, R ERA: 5.0	3.2	L	21	8	7	6	0	1	0	1	0	0	0	43	73	14.73	2.455					
Elmer Dessens, R ERA: 6.12	2.2		16	6	4	2	2	1	0	0	0	0	0	39	65	6.75	2.625					
Scott Service, R ERA: 4.91	0.2		4	1	2	2	0	1	0	0	0	0	1	7	17	27.00	3.000					
Stephen Randolph, L ERA: 3.34	0.2		7	0	2	2	0	5	0	0	0	0	0	10	34	27.00	7.500					
Randy Choate, L ERA: 6.41	0.1		1	0	0	0	0	0	0	0	0	0	0	1	1	0.00	0.000					

Arizona Diamondbacks @ Toronto Blue Jays
SkyDome, Toronto, ON
Sat Jun 12 2004, 4:05 PM EDT
Att: 30,349 - Sunny - 70 F

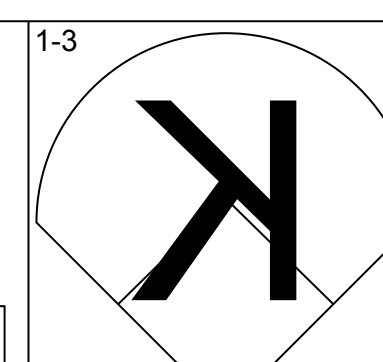
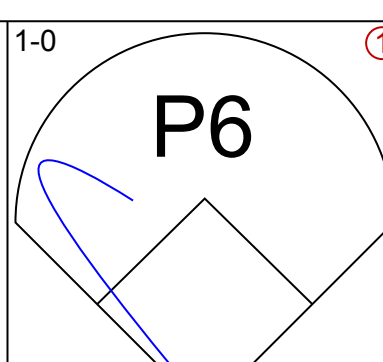
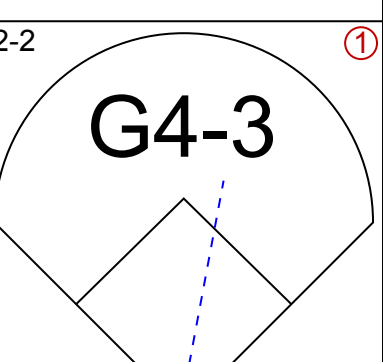
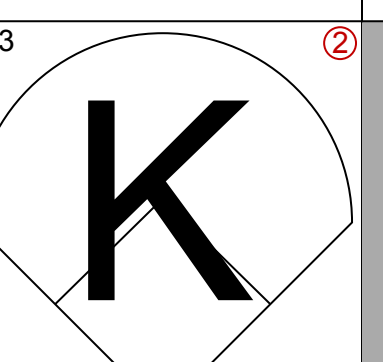
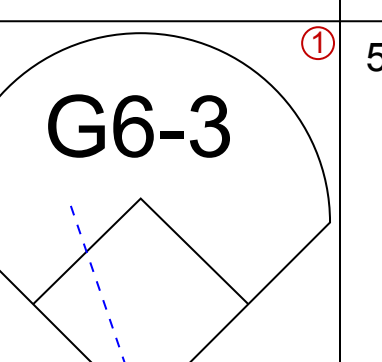
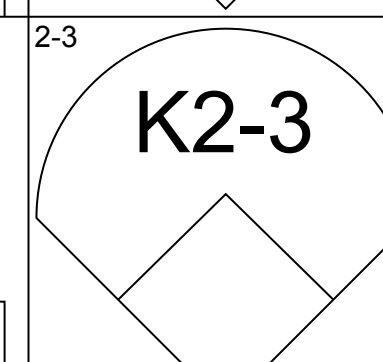
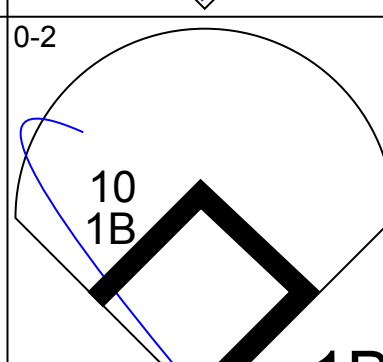
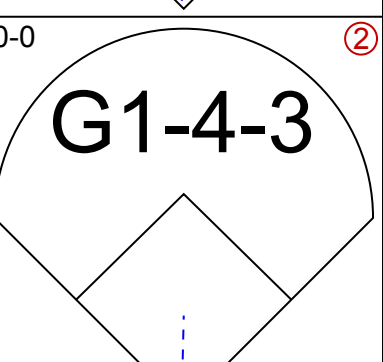
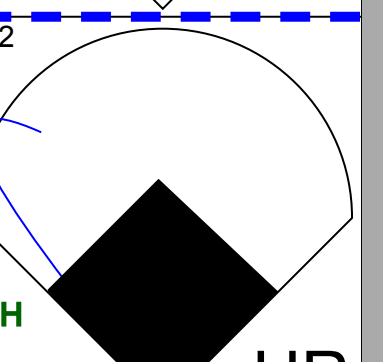
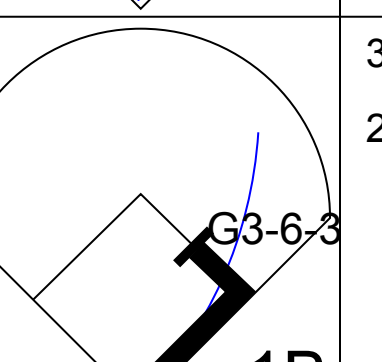
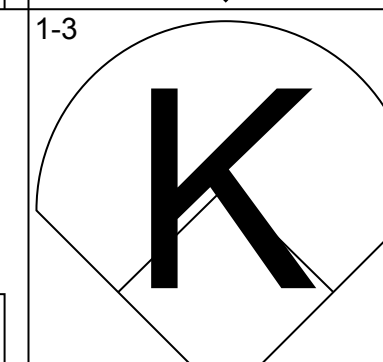
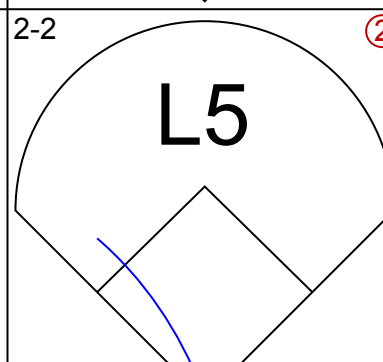
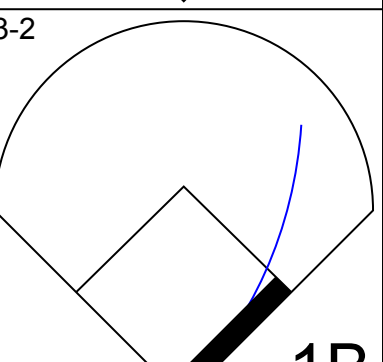
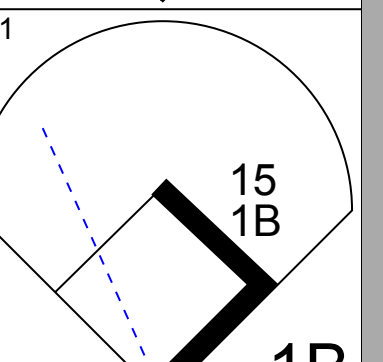
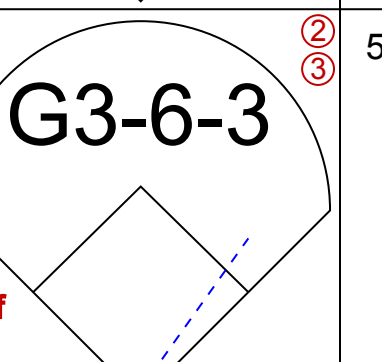
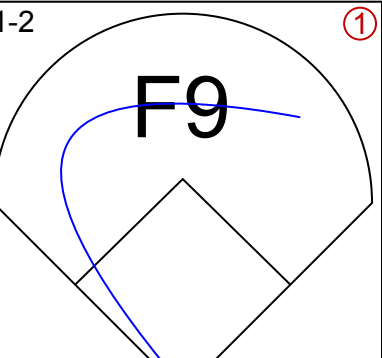
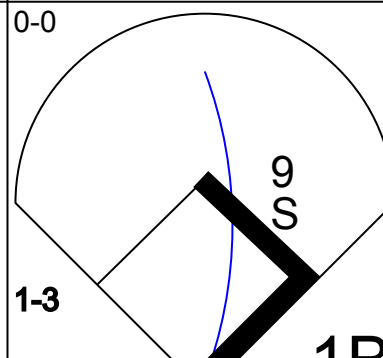
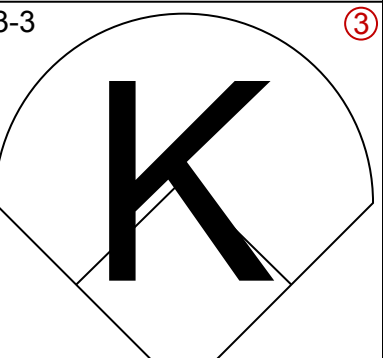
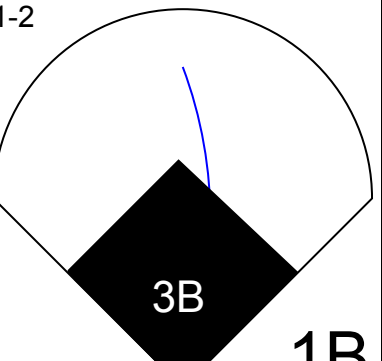
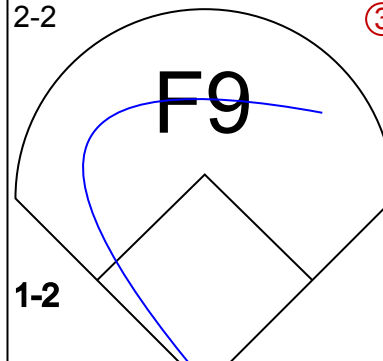
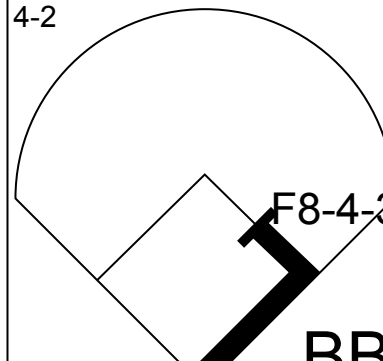
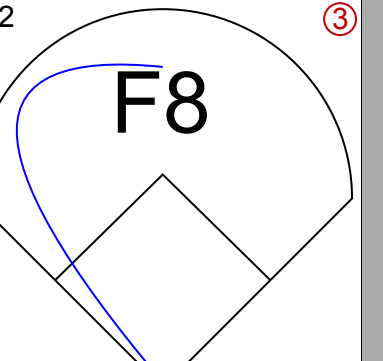
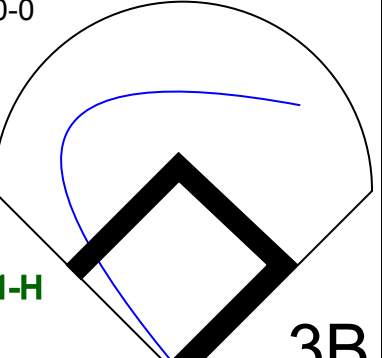

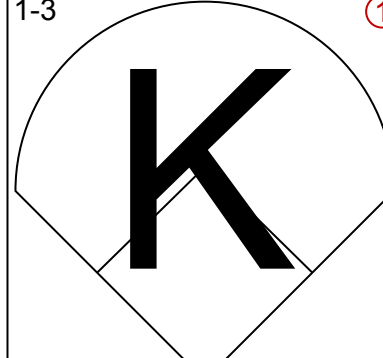
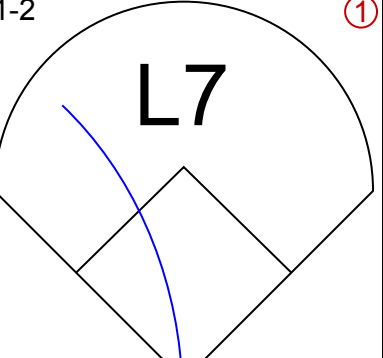
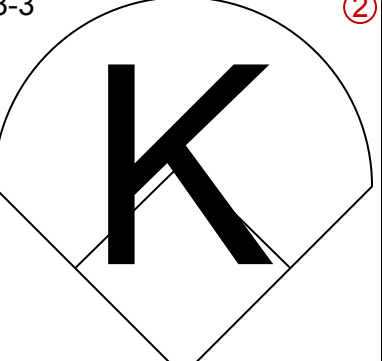
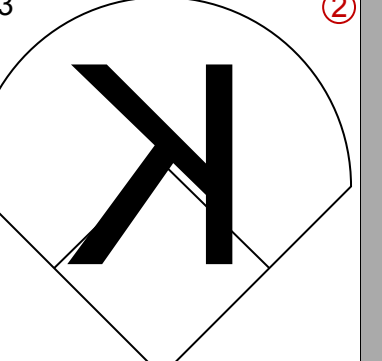
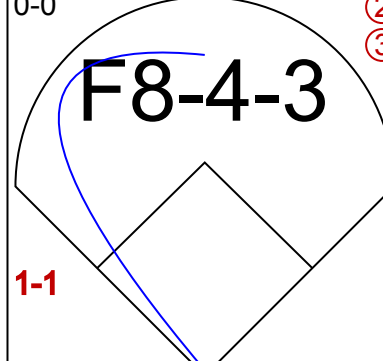
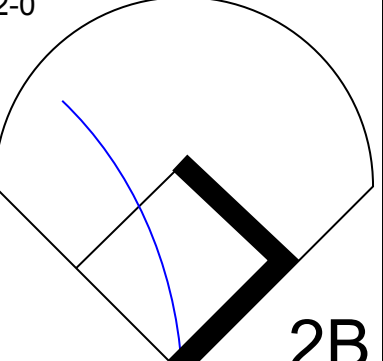
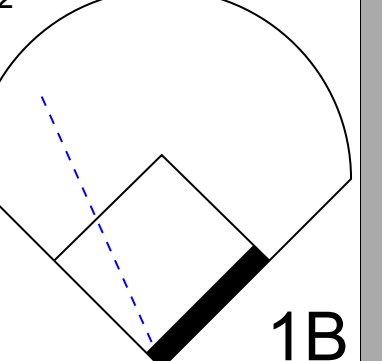
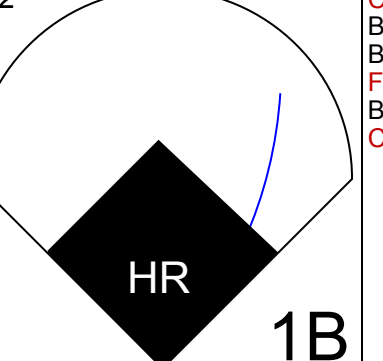
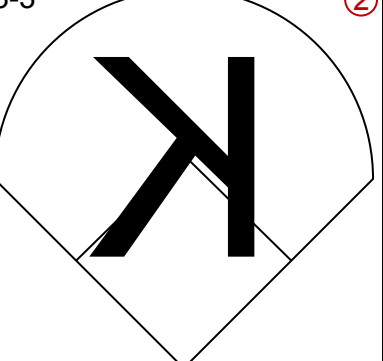
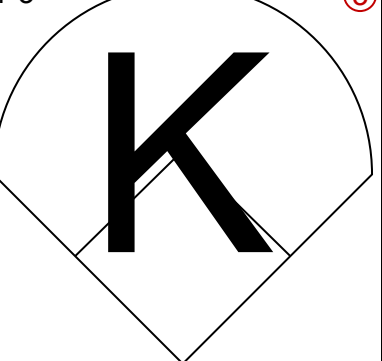
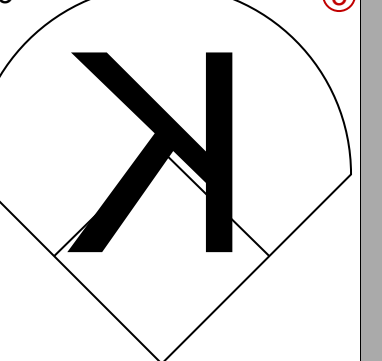
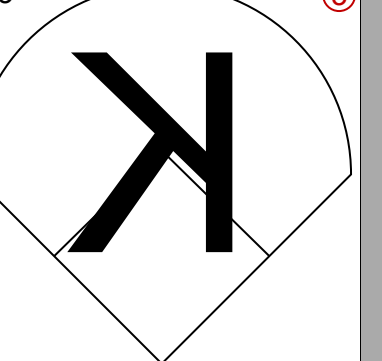
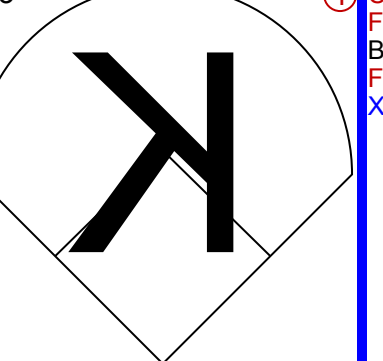
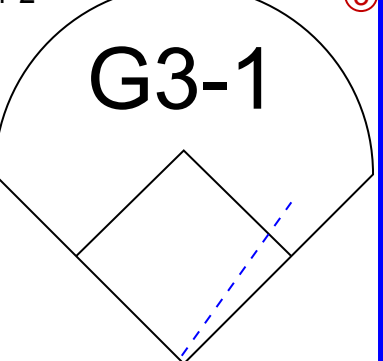
AB	38
R	15
H	15
RBI	15
BB	8
SO	2
LOB	23

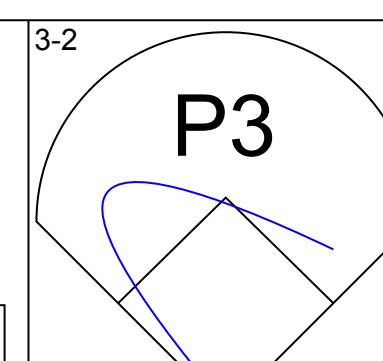
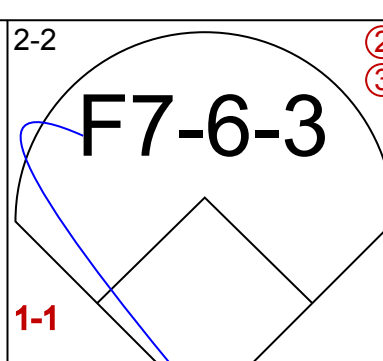
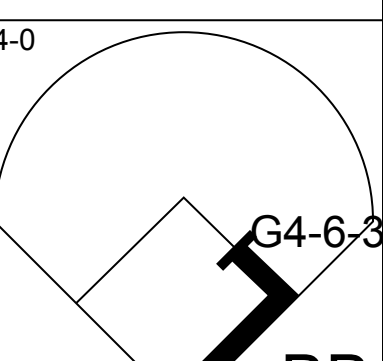
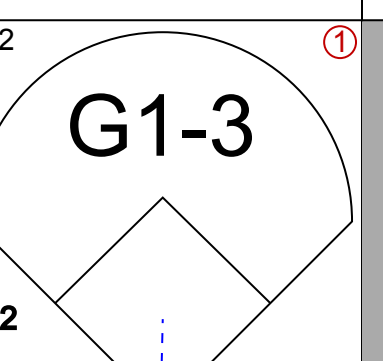
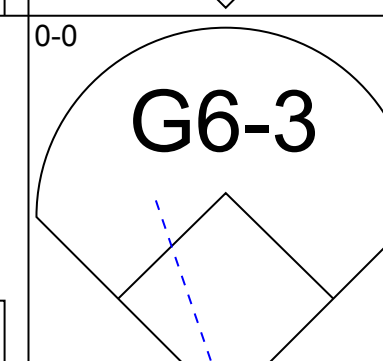
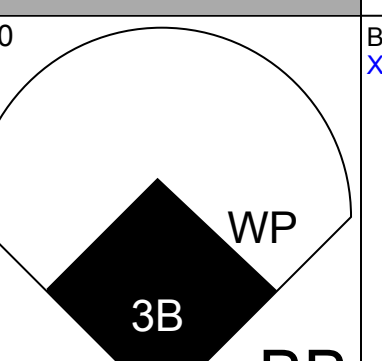
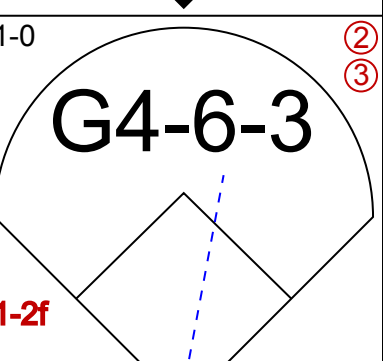
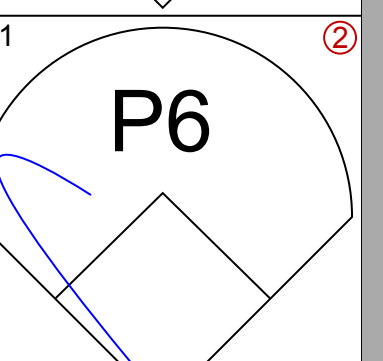
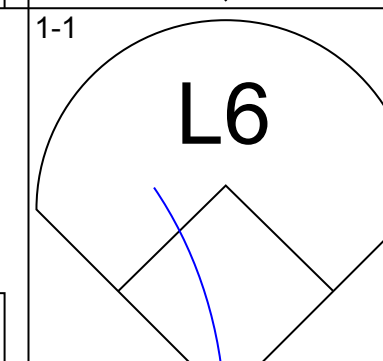
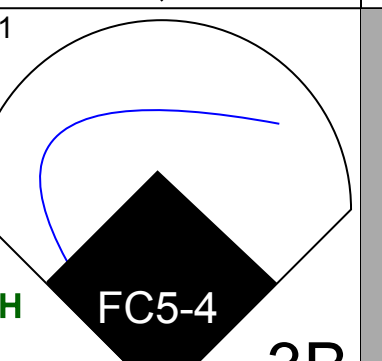
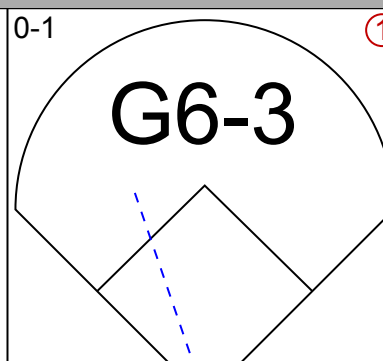
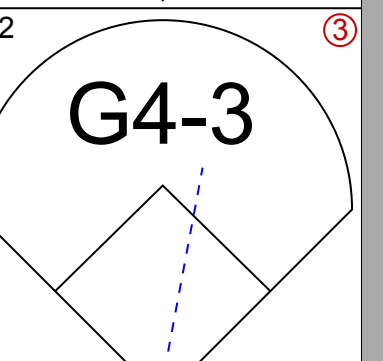
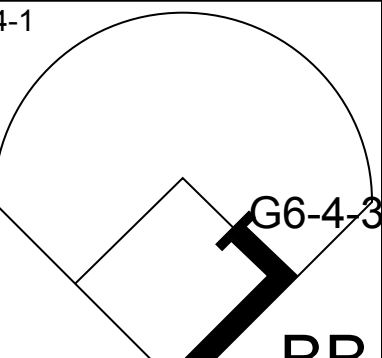
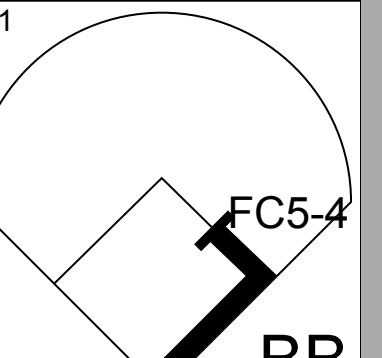
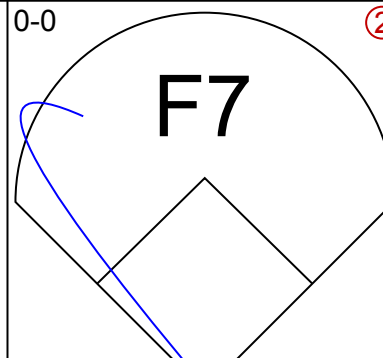
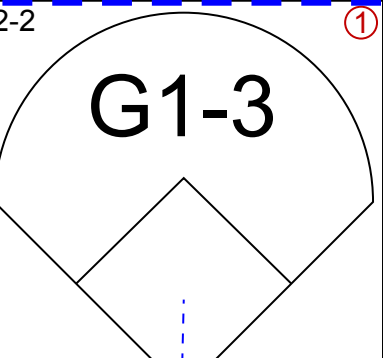

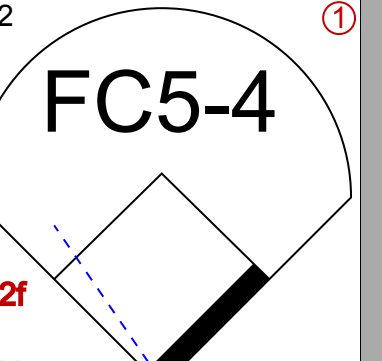
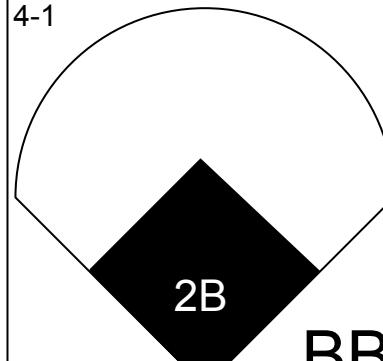
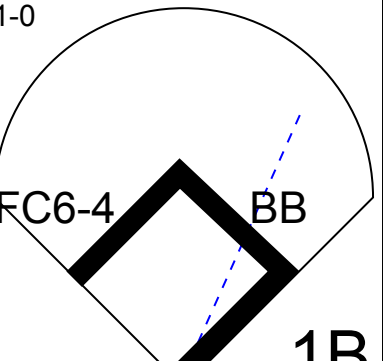
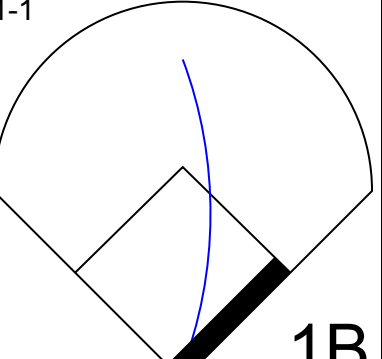
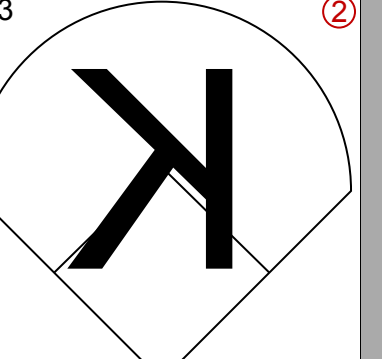
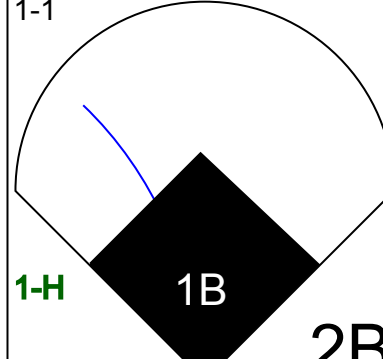
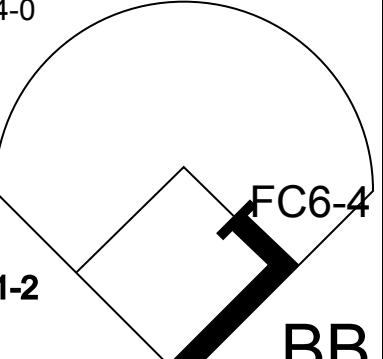
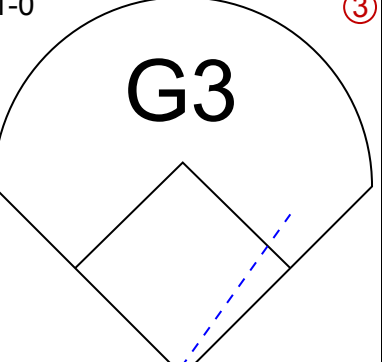
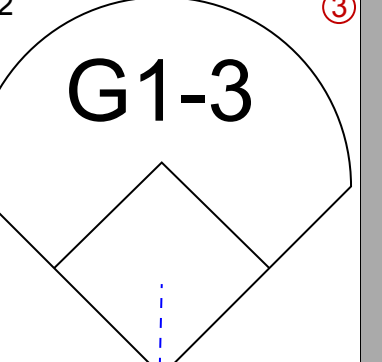
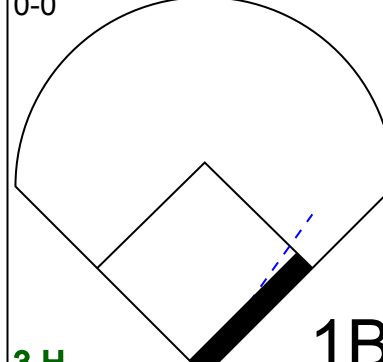
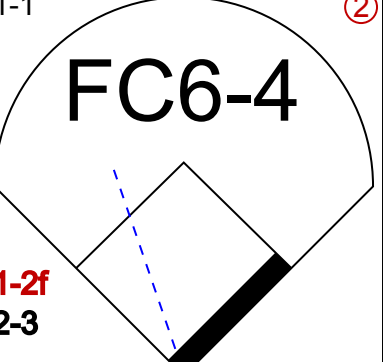
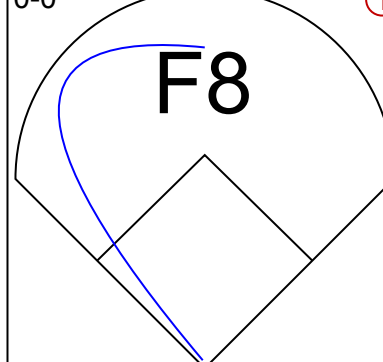
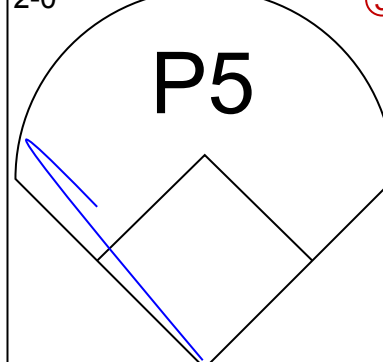
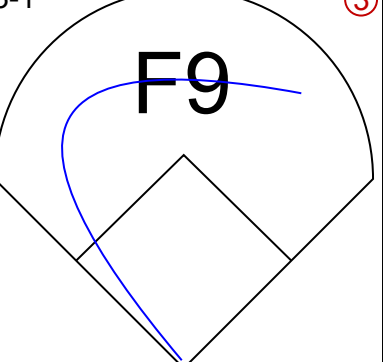
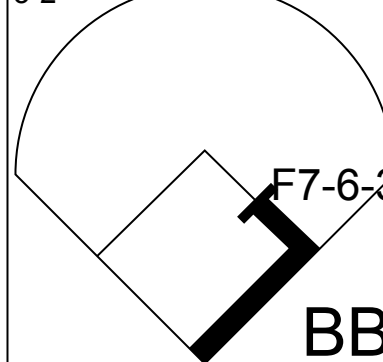
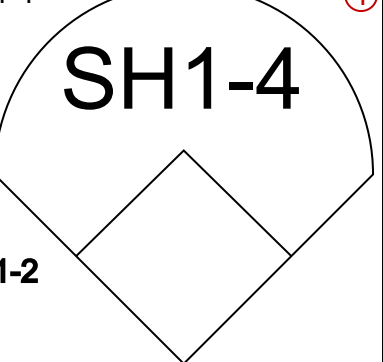
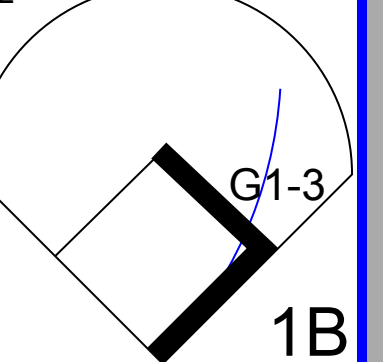


Batter	1	2	3	4	5	6	7	8	9	AB	R	H	RBI	BB	SO	LOB	TOP			
Scott Hairston, R (1, 4) OBP: 0.370, SLG: 0.585	0-0 P3	2-2 1B			1-2 G5-3		2-1 HR		2-2 1B	5	1	3	1	0	0	0	Arizona Diamondbacks @ Toronto Blue Jays SkyDome, Toronto, ON Sun Jun 13 2004, 1:05 PM EDT Att: 22,766 - Overcast - 67 F livebaseballscorecards.com			
Steve Finley, L (1, 8) OBP: 0.352, SLG: 0.531	0-3 K	2-2 P5			2-3 K		0-2 G4-3		0-0 1B	5	0	1	1	0	2	2				
Danny Bautista, R (1, 10) OBP: 0.368, SLG: 0.464	1-0 F8		1-2 F7		1-0 F7		1-2 L4		3-H 2-2 G5-3	5	0	0	0	0	0	2				
Luis Gonzalez, L (1, 7) OBP: 0.384, SLG: 0.564		2-2 FC4-6 1B G4-3	0-1 P4			4-2 2B BB		4-0 CS BB		2	1	1	0	2	0	0				
Shea Hillenbrand, R (1, 3) OBP: 0.339, SLG: 0.471		1-2 FC4-6 1B	1-2 1B			0-0 F9		0-1 F9		4	0	2	0	0	0	2				
Chad Tracy, L (1, 5) OBP: 0.316, SLG: 0.398		1-2 FC4-6 G4-3 BB E	0-1 G4-3			2-2 F8		2-3 K		4	1	0	0	0	1	4				
Tim Olson, R (1, 6) OBP: 0.190, SLG: 0.158		4-2 G4-3 BB E		1-3 K		0-0 2B		4-2 1B BB		2	2	1	0	2	1	0				
Doug DeVore, L (1, 9) OBP: 0.256, SLG: 0.325		1-1 G4-3		2-3 K		1-2 G4-3		0-0 P5		4	0	0	1	0	1	5				
Robby Hammock, R (1, 2) OBP: 0.281, SLG: 0.379		0-2 E6 1B		2-2 G5-3			0-3 K		3-2 P5	4	0	0	0	0	1	1				
Inning Stats	R: 0 E: 0 K: 1 S: 5	H: 0 LOB: 0 BB: 0 P: 6	R: 3 E: 1 K: 0 S: 26	H: 3 LOB: 2 BB: 1 P: 38	R: 0 E: 0 K: 2 S: 11	H: 1 LOB: 1 BB: 0 P: 13	R: 0 E: 0 K: 2 S: 11	H: 0 LOB: 0 BB: 0 P: 16	R: 0 E: 0 K: 1 S: 8	H: 1 LOB: 2 BB: 1 P: 12	R: 1 E: 0 K: 1 S: 11	H: 1 LOB: 0 BB: 0 P: 14	R: 0 E: 0 K: 1 S: 5	H: 0 LOB: 0 BB: 1 P: 11	R: 1 E: 0 K: 0 S: 16	H: 2 LOB: 2 BB: 1 P: 26	1B: 6 2B: 1 3B: 0 HR: 1	SF: 0 SAC: 0 DP: 0 HBP: 0	WP: 0 PB: 0 SB: 0 CS: 1	PA: 39
PITCHER	IP WLS BF H R ER SO BB IBB HBP BLK WP HR S P ERA WHIP	IP WLS BF H R ER SO BB IBB HBP BLK WP HR S P ERA WHIP	IP WLS BF H R ER SO BB IBB HBP BLK WP HR S P ERA WHIP	IP WLS BF H R ER SO BB IBB HBP BLK WP HR S P ERA WHIP	IP WLS BF H R ER SO BB IBB HBP BLK WP HR S P ERA WHIP	IP WLS BF H R ER SO BB IBB HBP BLK WP HR S P ERA WHIP	IP WLS BF H R ER SO BB IBB HBP BLK WP HR S P ERA WHIP	IP WLS BF H R ER SO BB IBB HBP BLK WP HR S P ERA WHIP	IP WLS BF H R ER SO BB IBB HBP BLK WP HR S P ERA WHIP	IP WLS BF H R ER SO BB IBB HBP BLK WP HR S P ERA WHIP	IP WLS BF H R ER SO BB IBB HBP BLK WP HR S P ERA WHIP	IP WLS BF H R ER SO BB IBB HBP BLK WP HR S P ERA WHIP	IP WLS BF H R ER SO BB IBB HBP BLK WP HR S P ERA WHIP	IP WLS BF H R ER SO BB IBB HBP BLK WP HR S P ERA WHIP	IP WLS BF H R ER SO BB IBB HBP BLK WP HR S P ERA WHIP	IP WLS BF H R ER SO BB IBB HBP BLK WP HR S P ERA WHIP	IP WLS BF H R ER SO BB IBB HBP BLK WP HR S P ERA WHIP			
Ted Lilly, L (1, 1) ERA: 4.02	6.2 L	29 6	4 4	2 2	5 5	2 2	0 0	0 0	0 0	0 0	0 0	0 0	0 0	0 0	0 0	0 0	2.70 1.200			
Justin Speier, R (7, 1) ERA: 3.5	1.1 4	0 0	0 0	0 1	1 0	0 0	0 0	0 0	0 0	0 0	8 15	0.00 0.750								
54 Jason Frasor, R (9, 1) ERA: 1.91	1.0 6	2 1	1 1	0 0	1 0	0 0	0 0	0 0	0 0	16 26	9.00 3.000									

Batter	1	2	3	4	5	6	7	8	9	AB	R	H	RBI	BB	SO	LOB	BOTTOM					
Frank Menechino, R (1, 4) OBP: 0.341, SLG: 0.400	1-1 HR	1-2 F9			1-2 E6 G1-3		3-1 FC1-5 G4-6-3			4	1	1	1	0	0	3	Arizona Diamondbacks @ Toronto Blue Jays SkyDome, Toronto, ON Sun Jun 13 2004, 1:05 PM EDT Att: 22,766 - Overcast - 67 F livebaseballscorecards.com					
Chris Gomez, R (1, 5) OBP: 0.323, SLG: 0.301	4-0 HR		2-1 F8		0-0 G1-3		1-2 2-3F G4-6-3			2	1	0	0	1	0	1						
Eric Hinske, L (7, PH) (8, 5) OBP: 0.318, SLG: 0.360	9 2B BB		4-1 F8		1-2 G1-3		1-2 G4-6-3			1	0	0	0	0	0	2						
3 Reed Johnson, R (1, 7) OBP: 0.353, SLG: 0.429	1-3 K		4-1 BB		2-3 K			4-1 10 G1-4-3 1B BB		2	1	0	0	2	2	2						
10 Vernon Wells, R (1, 8) OBP: 0.365, SLG: 0.481	1-3 K		0-3 K		0-1 L4			0-0 G1-4-3		4	0	0	0	0	2	3						
9 Gregg Zaun, S (1, 2) OBP: 0.420, SLG: 0.423	2-0 2B		2-3 K		3-2 1B			2-1 G3-6-1 1B		4	0	3	2	0	1	1						
Chris Woodward, R (1, 6) OBP: 0.350, SLG: 0.473	0-3 K		1-2 K		1-2 F8			0-1 G3-6-1		4	0	0	0	0	2	3						
Josh Phelps, R (1, 10) OBP: 0.297, SLG: 0.352		0-3 K		3-3 K		2-3 K		0-2 G6-4-3 1B		4	0	1	0	0	3	1						
Dave Berg, R (1, 3) OBP: 0.250, SLG: 0.164		2-2 F8		0-3 K			0-1 FC1-5 15 1B		1-2 G6-4-3	3	0	1	0	0	1	0						
Frank Catalanotto, L (9, PH) OBP: 0.361, SLG: 0.445							1-2 FC1-5 1B		1-2 G4-3	1	0	0	0	0	0	1						
15 Alex Rios, R (1, 9) OBP: 0.290, SLG: 0.316		0-1 2B			0-0 G3		1-1 FC1-5 1B			3	0	2	0	0	0	0						
Howie Clark, L (9, PH) OBP: 0.301, SLG: 0.403									0-0 G4-3	1	0	0	0	0	0	0						
Inning Stats	R: 2 E: 0 K: 3 S: 12	H: 2 LOB: 1 BB: 1 P: 21	R: 0 E: 0 K: 1 S: 17	H: 1 LOB: 1 BB: 0 P: 20	R: 0 E: 0 K: 2 S: 11	H: 0 LOB: 1 BB: 1 P: 19	R: 0 E: 0 K: 3 S: 9	H: 0 LOB: 0 BB: 0 P: 13	R: 0 E: 0 K: 1 S: 11	H: 0 LOB: 1 BB: 0 P: 14	R: 0 E: 0 K: 1 S: 16	H: 1 LOB: 0 BB: 0 P: 22	R: 0 E: 0 K: 0 S: 9	H: 2 LOB: 1 BB: 0 P: 14	R: 1 E: 0 K: 0 S: 6	H: 1 LOB: 0 BB: 1 P: 12	R: 0 E: 0 K: 0 S: 7	H: 1 LOB: 0 BB: 0 P: 8	1B: 5 2B: 2 3B: 0 HR: 1	SF: 0 SAC: 0 DP: 3 HBP: 0	WP: 0 PB: 0 SB: 0 CS: 0	PA: 36
PITCHER	IP WLS BF H R ER SO BB IBB HBP BLK WP HR S P ERA WHIP	IP WLS BF H R ER SO BB IBB HBP BLK WP HR S P ERA WHIP	IP WLS BF H R ER SO BB IBB HBP BLK WP HR S P ERA WHIP	IP WLS BF H R ER SO BB IBB HBP BLK WP HR S P ERA WHIP	IP WLS BF H R ER SO BB IBB HBP BLK WP HR S P ERA WHIP	IP WLS BF H R ER SO BB IBB HBP BLK WP HR S P ERA WHIP	IP WLS BF H R ER SO BB IBB HBP BLK WP HR S P ERA WHIP	IP WLS BF H R ER SO BB IBB HBP BLK WP HR S P ERA WHIP	IP WLS BF H R ER SO BB IBB HBP BLK WP HR S P ERA WHIP	IP WLS BF H R ER SO BB IBB HBP BLK WP HR S P ERA WHIP	IP WLS BF H R ER SO BB IBB HBP BLK WP HR S P ERA WHIP	IP WLS BF H R ER SO BB IBB HBP BLK WP HR S P ERA WHIP	IP WLS BF H R ER SO BB IBB HBP BLK WP HR S P ERA WHIP	IP WLS BF H R ER SO BB IBB HBP BLK WP HR S P ERA WHIP	IP WLS BF H R ER SO BB IBB HBP BLK WP HR S P ERA WHIP	IP WLS BF H R ER SO BB IBB HBP BLK WP HR S P ERA WHIP	IP WLS BF H R ER SO BB IBB HBP BLK WP HR S P ERA WHIP					
Randy Johnson, L (1, 1) ERA: 2.77	6.0 W	27 2	2 1	1 1	0 0	1 0	0 0	0 0	0 0	0 0	14 24	4.50 1.500										
Mike Koplove, R (7, 1) ERA: 4.91	2.0 H	7 2	1 0	0 0	0 0	0 0	0 0	0 0	0 0	3 4	0.00 0.000											
Randy Choate, L (9, 1) ERA: 6.2	0.2 S	1 0	0 0	0 0	0 0	0 0	0 0	0 0	0 0	1 1	0.00 0.000											
Jose Valverde, R (9, 1) ERA: 4.25	0.1 S	1 0	0 0	0 0	0 0	0 0	0 0	0 0	0 0	1 1	0.00 0.000											



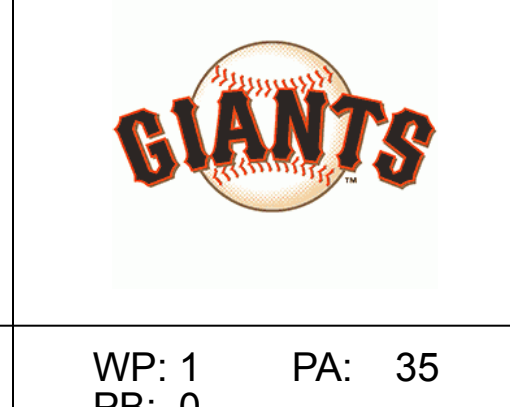
Batter	1	2	3	4	5	6	7	8	9	AB	R	H	RBI	BB	SO	LOB	TOP										
3 Reed Johnson, R OBP: 0.346, SLG: 0.420										5	0	0	0	0	2	1	Toronto Blue Jays @ San Francisco Giants SBC Park, San Francisco, CA Tue Jun 15 2004, 10:15 PM EDT Att: 36,737 - Sunny - 69 F										
Howie Clark, L OBP: 0.303, SLG: 0.400 Chris Gomez, R OBP: 0.331, SLG: 0.331										3	0	1	0	0	1	0											
Frank Catalanotto, L OBP: 0.362, SLG: 0.444										5	0	2	0	0	1	2											
10 Vernon Wells, R OBP: 0.366, SLG: 0.481 15 Alex Rios, R OBP: 0.297, SLG: 0.322										2	0	1	0	0	0	0											
9 Gregg Zaun, S OBP: 0.422, SLG: 0.420										3	1	1	0	1	0	4											
Eric Hinske, L OBP: 0.317, SLG: 0.367										4	0	1	1	0	2	1											
Chris Woodward, R OBP: 0.346, SLG: 0.474										4	0	1	0	0	2	2											
Frank Menechino, R OBP: 0.354, SLG: 0.407										3	1	2	0	1	1	1											
Miguel Batista, R Josh Phelps, R OBP: 0.296, SLG: 0.350 Justin Speier, R Dave Berg, R OBP: 0.217, SLG: 0.161 54 Jason Frasor, R										2	0	0	0	0	2	3											
Inning Stats	R: 0 E: 0 K: 3 S: 11	H: 0 LOB: 0 BB: 0 P: 15	R: 1 E: 0 K: 2 S: 17	H: 2 LOB: 2 BB: 1 P: 27	R: 0 E: 0 K: 0 S: 12	H: 2 LOB: 2 BB: 0 P: 17	R: 0 E: 0 K: 3 S: 12	H: 1 LOB: 1 BB: 0 P: 17	R: 0 E: 0 K: 1 S: 7	H: 0 LOB: 0 BB: 1 P: 12	R: 2 E: 0 K: 2 S: 26	H: 4 LOB: 2 BB: 0 P: 33	R: 0 E: 0 K: 1 S: 11	H: 1 LOB: 1 BB: 0 P: 18	R: 0 E: 0 K: 0 S: 7	H: 1 LOB: 0 BB: 0 P: 10		1B: 9 2B: 2 3B: 1 HR: 1	SF: 0 SAC: 0 DP: 2 HBP: 0	WP: 0 PB: 0 SB: 1 CS: 0	PA: 39						
PITCHER	IP	WLS	BF	H	R	ER	SO	BB	IBB	HBP	BLK	WP	HR	S	P	ERA	WHIP										
Jason Schmidt, R ERA: 2.9	6.2	W	28	7	2	2	12	1	1	0	0	0	0	84	124	2.70	1.200										
Jason Christiansen, L ERA: 3.86	0.0		2	2	1	1	0	0	0	0	0	0	1	5	7	∞	∞										
Tyler Walker, R ERA: 4.44	0.1	H	2	1	0	0	0	0	0	0	0	0	0	7	9	0.00	3.000										
Felix Rodriguez, R ERA: 2.59	0.2	H	3	1	0	0	1	0	0	0	0	0	0	7	13	0.00	1.500										
Matt Herges, R ERA: 5.16	1.1	S	4	1	0	0	0	0	0	0	0	0	0	11	15	0.00	0.750										

Batter	1	2	3	4	5	6	7	8	9	AB	R	H	RBI	BB	SO	LOB	BOTTOM										
Ray Durham, S OBP: 0.330, SLG: 0.400										3	0	0	0	1	0	2	Toronto Blue Jays @ San Francisco Giants SBC Park, San Francisco, CA Tue Jun 15 2004, 10:15 PM EDT Att: 36,737 - Sunny - 69 F										
Michael Tucker, L OBP: 0.376, SLG: 0.476										3	1	0	0	1	0	4											
Pedro Feliz, R OBP: 0.299, SLG: 0.493										4	1	1	1	0	0	2											
Barry Bonds, L OBP: 0.626, SLG: 0.830										2	0	0	0	2	0	0											
A.J. Pierzynski, L OBP: 0.333, SLG: 0.389										3	1	1	1	1	0	2											
Edgardo Alfonzo, R OBP: 0.340, SLG: 0.362										3	1	2	1	1	1	1											
Neifi Perez, S OBP: 0.268, SLG: 0.304										4	0	1	1	0	0	4											
Dustan Mohr, R OBP: 0.348, SLG: 0.319										4	0	1	0	0	0	3											
Jason Schmidt, R OBP: 0.174, SLG: 0.279 Jason Christiansen, R Tyler Walker, R Damon Minor, L OBP: 0.305, SLG: 0.326 Cody Ransom, R OBP: 0.290, SLG: 0.296 Felix Rodriguez, R Matt Herges, L										0	0	0	0	1	0	0											
Inning Stats	R: 0 E: 0 K: 0 S: 6	H: 0 LOB: 0 BB: 0 P: 10	R: 0 E: 0 K: 0 S: 6	H: 1 LOB: 1 BB: 1 P: 12	R: 0 E: 0 K: 0 S: 6	H: 0 LOB: 0 BB: 1 P: 11	R: 2 E: 0 K: 1 S: 12	H: 1 LOB: 1 BB: 2 P: 27	R: 0 E: 0 K: 0 S: 6	H: 1 LOB: 1 BB: 1 P: 14	R: 2 E: 0 K: 0 S: 8	H: 2 LOB: 1 BB: 1 P: 15	R: 0 E: 0 K: 0 S: 14	H: 1 LOB: 2 BB: 0 P: 20	R: 0 E: 0 K: 0 S: 9	H: 1 LOB: 2 BB: 1 P: 20		1B: 5 2B: 2 3B: 1 HR: 0	SF: 0 SAC: 1 DP: 3 HBP: 0	WP: 1 PB: 0 SB: 0 CS: 0	PA: 35						
PITCHER	IP	WLS	BF	H	R	ER	SO	BB	IBB	HBP	BLK	WP	HR	S	P	ERA	WHIP										
Miguel Batista, R ERA: 4.32	6.0	L	26	5	4	4	4	6	0	0	0	0	0	44	89	6.00	1.833										
Justin Speier, R ERA: 3.43	1.0		4	1	0	0	0	0	0	0	0	0	0	14	20	0.00	1.000										
54 Jason Frasor, R ERA: 1.84	1.0		5	1	0	0	0	1	0	0	0	0	0	9	20	0.00	2.000										

AB	37
R	3
H	12
RBI	3
BB	2
SO	13
LOB	17



AB	27
R	4
H	7
RBI	4
BB	7
SO	1
LOB	18



Batter	1	2	3	4	5	6	7	8	9	AB	R	H	RBI	BB	SO	LOB	TOP								
Dave Berg, R OBP: 0.246, SLG: 0.197 (1, 7)	G4-3		FC6-4 2H 1B		1-2 1B		1-1 1B		F7	5	0	3	2	0	0	1	Toronto Blue Jays @ San Francisco Giants SBC Park, San Francisco, CA Wed Jun 16 2004, 10:15 PM EDT Att: 36,834 - Sunny - 63 F								
Orlando Hudson, S OBP: 0.329, SLG: 0.438 Terry Adams, R (7, 1)	G1-3		FC6-4		G4-3		2-3 1B		F7	4	0	0	0	0	1	5									
Vinnie Chulk, R (8, 1)										0	0	0	0	0	0	0									
Howie Clark, L OBP: 0.299, SLG: 0.394 (9, PH)			1-2							1	0	0	0	0	0	1									
Frank Menechino, R OBP: 0.344, SLG: 0.393 (7, 4)	F8									4	0	0	0	0	0	0									
3 Reed Johnson, R OBP: 0.348, SLG: 0.419 (1, 9)		G3								3	0	1	0	1	0	0									
Josh Phelps, R OBP: 0.295, SLG: 0.348 (1, 3)	G1-3									4	0	1	0	0	1	1									
Eric Hinske, L OBP: 0.316, SLG: 0.365 (1, 5)	G4-3									4	0	1	0	0	0	2									
15 Alex Rios, R OBP: 0.309, SLG: 0.323 (1, 8)			B2-5-4 1B							3	0	1	0	1	1	2									
Kevin Cash, R OBP: 0.264, SLG: 0.328 (1, 2)			E4 1B							4	2	0	0	0	0	2									
Pat Hentgen, R (1, 1)			B2-5-4							1	0	0	0	0	0	2									
Bob File, R (4, 1)										1	0	0	0	0	1	1									
Jason Kershner, L (6, 1)										0	0	0	0	0	0	0									
Chris Woodward, R OBP: 0.358, SLG: 0.495 (7, PH)			1-2 2-3							2	0	2	0	0	0	0									
Inning Stats	R: 0 E: 0 K: 0 S: 8	H: 0 LOB: 0 BB: 0 P: 11	R: 0 E: 0 K: 0 S: 6	H: 0 LOB: 0 BB: 0 P: 11	R: 1 E: 1 K: 0 S: 7	H: 2 LOB: 1 BB: 0 P: 11	R: 0 E: 0 K: 0 S: 7	H: 1 LOB: 1 BB: 1 P: 18	R: 0 E: 0 K: 1 S: 13	H: 1 LOB: 2 BB: 1 P: 20	R: 0 E: 0 K: 0 S: 6	H: 0 LOB: 0 BB: 0 P: 9	R: 1 E: 1 K: 2 S: 14	H: 2 LOB: 2 BB: 0 P: 23	R: 0 E: 0 K: 1 S: 11	H: 2 LOB: 2 BB: 0 P: 19	R: 0 E: 0 K: 0 S: 11	H: 1 LOB: 1 BB: 0 P: 16	1B: 8 2B: 1 3B: 0 HR: 0	SF: 0 SAC: 0 DP: 2 HBP: 0	WP: 0 PB: 0 SB: 0 CS: 0	PA: 38			
PITCHER	IP	WLS	BF	H	R	ER	SO	BB	IBB	HBP	BLK	WP	HR	S	P	ERA	WHIP								
Kirk Rueter, L ERA: 5.03 (1, 1)	7.0	W	29	6	2	0	3	2	0	0	0	0	0	61	103	0.00	1.143								
Tyler Walker, R ERA: 4.1 (8, 1)	2.0		9	3	0	0	1	0	0	0	0	0	0	22	35	0.00	1.500								

AB	36
R	2
H	9
RBI	2
BB	2
SO	4
LOB	17



Batter	1	2	3	4	5	6	7	8	9	AB	R	H	RBI	BB	SO	LOB	BOTTOM								
Ray Durham, S OBP: 0.325, SLG: 0.394 Tyler Walker, R (8, 1)	G3	1B		G4-3	SF9		G4-3			4	0	1	1	0	0	1	Toronto Blue Jays @ San Francisco Giants SBC Park, San Francisco, CA Wed Jun 16 2004, 10:15 PM EDT Att: 36,834 - Sunny - 63 F								
Michael Tucker, L OBP: 0.379, SLG: 0.471 (1, 9)	3B	1B		G3-1	G4-3			G4-3		4	1	1	0	1	0	2									
Marquis Grissom, R OBP: 0.343, SLG: 0.471 (1, 8)	SF9 3B	P2		G5-3			K	P3		5	1	1	1	0	1	2									
Barry Bonds, L OBP: 0.628, SLG: 0.833 Dustan Mohr, R OBP: 0.353, SLG: 0.326 (7, 7)	HR	IBB		1B	G4-3		FC5-4 1B	1B		3	2	2	0	1	0	0									
Edgardo Alfonzo, R OBP: 0.341, SLG: 0.369 (1, 5)	SF9			HR	2B		FC5-4 WP	F8		4	2	2	2	0	0	2									
Pedro Feliz, R OBP: 0.303, SLG: 0.504 (1, 3)	3H			P4	2B		2B	G6-3		3	2	1	2	1	0	2									
A.J. Pierzynski, L OBP: 0.337, SLG: 0.413 (1, 2)	HR			P4	1B		1B	G6-3		4	2	2	3	0	0	0									
Neifi Perez, S OBP: 0.267, SLG: 0.300 (8, 4)		G3-1		G4-3	SF9		K			3	0	0	0	1	1	0									
Kirk Rueter, L OBP: 0.192, SLG: 0.240 Deivi Cruz, R OBP: 0.319, SLG: 0.378 (7, PH)	G4-3			G4-3	IBB		1B			3	0	1	1	0	0	0									
										1	0	1	0	0	0	0									
Inning Stats	R: 4 E: 0 K: 0 S: 15	H: 2 LOB: 0 BB: 2 P: 29	R: 0 E: 0 K: 0 S: 11	H: 2 LOB: 0 BB: 0 P: 16	R: 3 E: 0 K: 0 S: 12	H: 3 LOB: 0 BB: 0 P: 19	R: 0 E: 0 K: 0 S: 7	H: 0 LOB: 0 BB: 0 P: 8	R: 3 E: 0 K: 1 S: 12	H: 3 LOB: 2 BB: 2 P: 25	R: 0 E: 0 K: 1 S: 10	H: 1 LOB: 1 BB: 0 P: 13	R: 0 E: 0 K: 1 S: 12	H: 1 LOB: 1 BB: 0 P: 16	R: 0 E: 0 K: 0 S: 7	H: 1 LOB: 1 BB: 0 P: 13	1B: 7 2B: 3 3B: 1 HR: 2	SF: 2 SAC: 0 DP: 0 HBP: 0	WP: 1 PB: 0 SB: 0 CS: 0	PA: 41					
PITCHER	IP	WLS	BF	H	R	ER	SO	BB	IBB	HBP	BLK	WP	HR	S	P	ERA	WHIP								
Pat Hentgen, R ERA: 5.74 (1, 1)	3.0	L	18	7	7	7	0	1	1	0	0	0	0	19	33	13.50	2.667								
Bob File, R ERA: 4.29 (4, 1)	2.0		11	3	3	3	0	1	1	0	0	0	0	19	33	13.50	2.000								
Jason Kershner, L ERA: 6.04 (6, 1)	1.0		4	1	0	0	1	0	0	0	0	1	0	10	13	0.00	1.000								
Terry Adams, R ERA: 4.6 (7, 1)	1.0		4	1	0	0	1	0	0	0	0	0	0	12	16	0.00	1.000								
Vinnie Chulk, R ERA: 2.25 (8, 1)	1.0		4	1	0	0	0	0	0	0	0	0	0	7	13	0.00	1.000								



Batter	1	2	3	4	5	6	7	8	9	AB	R	H	RBI	BB	SO	LOB	TOP
Frank Menechino, R OBP: 0.348, SLG: 0.422 54 Jason Frasor, R (9, 1)	3-1 HR		1-1 G6-3		1-1 2H 1B			0-0 G6-3		4	1	2	2	0	0	0	Toronto Blue Jays @ San Diego Padres PETCO Park, San Diego, CA Fri Jun 18 2004, 10:05 PM EDT Att: 40,511 - Unknown - 67 F AB 32 R 3 H 7 RBI 3 BB 0 SO 3 LOB 4
Chris Gomez, R OBP: 0.323, SLG: 0.322	2-2 P6		1-1 F9		0-0 F7			2-2 G6-3		4	0	0	0	0	0	1	
3 Reed Johnson, R OBP: 0.345, SLG: 0.413	0-1 9 2B 1B		1-1 G5-3					0-0 G5-3		4	1	1	0	0	0	0	
Eric Hinske, L OBP: 0.322, SLG: 0.367	0-0 F7			1-2 G4-3				0-2 G3-1		4	0	1	0	0	0	1	
9 Gregg Zaun, S OBP: 0.427, SLG: 0.430	0-1 1-H 2B			1-2 L3				2-2 G4-3		4	0	2	1	0	0	0	
15 Alex Rios, R OBP: 0.289, SLG: 0.300	3-3 K			0-3 K				0-1 G6-3		4	0	0	0	0	2	2	
Josh Phelps, R OBP: 0.291, SLG: 0.344		3-2 G6-3			0-1 F7			0-3 K		3	0	0	0	0	1	0	
Dave Berg, R OBP: 0.250, SLG: 0.203 Bob File, R (7, 1)		0-1 F8			1-2 SH1-4 1B			0-1 G6-3		3	1	1	0	0	0	0	
Orlando Hudson, S OBP: 0.333, SLG: 0.439					2-0 SH1-4 1B					1	0	0	0	0	0	0	
Ted Lilly, L Howie Clark, L OBP: 0.301, SLG: 0.400		1-1 G1-3			1-2 SH1-4			2-0 G5-3		1	0	0	0	0	0	0	
Inning Stats	R: 2 H: 3 E: 0 K: 1 S: 14	H: 0 LOB: 0 BB: 0 P: 11	R: 0 H: 0 E: 0 K: 0 S: 7	R: 0 H: 0 E: 0 K: 0 S: 6	R: 0 H: 0 E: 0 K: 1 S: 10	R: 1 H: 2 E: 0 K: 0 S: 9	R: 0 H: 0 E: 0 K: 0 S: 11	R: 0 H: 0 E: 0 K: 1 S: 7	R: 0 H: 0 E: 0 K: 0 S: 6	R: 0 H: 2 E: 0 K: 0 S: 9	1B: 5 2B: 1 3B: 0 HR: 1	SF: 0 SAC: 1 DP: 0 HBP: 0	WP: 0 PB: 0 SB: 0 CS: 1	PA: 33			
PITCHER	IP WLS BF H R ER SO BB IBB HBP BLK WP HR S P ERA WHIP																
David Wells, L ERA: 3.06	(1, 1) 8.0 L 29 5 3 3 3 0 0 0 0 0 1 70 97 3.38 0.625																
Trevor Hoffman, R ERA: 2.45	(9, 1) 1.0 4 2 0 0 0 0 0 0 0 0 0 9 15 0.00 2.000																

Batter	1	2	3	4	5	6	7	8	9	AB	R	H	RBI	BB	SO	LOB	BOTTOM
Jay Payton, R OBP: 0.345, SLG: 0.387	2-2 G5-3			0-1 G4-3				0-0 F8		4	0	0	0	0	0	0	Toronto Blue Jays @ San Diego Padres PETCO Park, San Diego, CA Fri Jun 18 2004, 10:05 PM EDT Att: 40,511 - Unknown - 67 F AB 33 R 2 H 6 RBI 2 BB 2 SO 8 LOB 9
Sean Burroughs, L OBP: 0.350, SLG: 0.372	1-2 P6			0-1 F8				1-2 1B		3	0	1	0	1	0	0	
Mark Loretta, R OBP: 0.370, SLG: 0.464	2-2 F7			3-1 HR				0-2 1B		4	1	2	1	0	1	1	
Phil Nevin, R OBP: 0.358, SLG: 0.442		3-3 K		0-0 G5-3				3-3 K		4	0	0	0	0	2	2	
24 Brian Giles, L OBP: 0.364, SLG: 0.457		2-2 G4-3			3-1 F7			3-1 G6-3		4	1	1	0	0	0	0	
Ramon Hernandez, R OBP: 0.345, SLG: 0.433		1-3 K			4-1 BB			0-0 1B		3	0	1	0	1	1	1	
Jon Knott, R OBP: 0.367, SLG: 0.357 Ryan Klesko, L OBP: 0.359, SLG: 0.350			2-2 P3		0-0 L9			1-1 L8		2	0	0	0	0	1	1	
Kerry Robinson, L OBP: 0.329, SLG: 0.313					0-0 K			0-1 L8		0	0	0	0	0	0	0	
3 Khalil Greene, R OBP: 0.344, SLG: 0.376 Miguel Ojeda, R OBP: 0.276, SLG: 0.333			1-2 P1		3-3 K			1-0 P5		3	0	0	0	0	1	2	
David Wells, L OBP: 0.063, SLG: 0.063 Terrence Long, L OBP: 0.328, SLG: 0.379 Trevor Hoffman, R (9, 1)				0-3 K				1-3 K		1	0	0	0	0	0	0	
Inning Stats	R: 0 H: 0 E: 0 K: 0 S: 9	H: 0 LOB: 0 BB: 0 P: 16	R: 0 H: 0 E: 0 K: 2 S: 10	R: 0 H: 0 E: 0 K: 1 S: 11	R: 1 H: 1 E: 0 K: 0 S: 7	R: 0 H: 0 E: 0 K: 1 S: 9	R: 0 H: 1 E: 0 K: 2 S: 16	R: 0 H: 1 E: 0 K: 0 S: 6	R: 0 H: 1 E: 0 K: 1 S: 12	R: 1 H: 2 E: 0 K: 1 S: 10	1B: 4 2B: 1 3B: 0 HR: 1	SF: 0 SAC: 0 DP: 0 HBP: 0	WP: 0 PB: 0 SB: 0 CS: 0	PA: 35			
PITCHER	IP WLS BF H R ER SO BB IBB HBP BLK WP HR S P ERA WHIP																
Ted Lilly, L ERA: 3.83	(1, 1) 6.1 W 24 3 1 1 1 0 0 0 0 0 0 65 104 1.42 0.789																
Bob File, R ERA: 3.38	(7, 1) 1.2 H 6 1 0 0 1 0 0 0 0 0 0 15 22 0.00 0.600																
54 Jason Frasor, R ERA: 2.08	(9, 1) 1.0 S 5 2 1 1 1 0 0 0 0 0 0 10 15 9.00 2.000																

Batter	1	2	3	4	5	6	7	8	9	AB	R	H	RBI	BB	SO	LOB	TOP				
Howie Clark, L (1, 3) OBP: 0.287, SLG: 0.380	G5-3			F8	P2			G4-3		4	0	0	0	0	0	2	Toronto Blue Jays @ San Diego Padres PETCO Park, San Diego, CA Sat Jun 19 2004, 10:05 PM EDT Att: 40,307 - Cloudy - 67 F				
Orlando Hudson, S (1, 4) OBP: 0.331, SLG: 0.431	G5-4-3 BB			F7	G4-3			K		3	0	0	0	1	1						
3 Reed Johnson, R (1, 8) OBP: 0.340, SLG: 0.406	G5-4-3			E5 BB				P5		4	0	0	0	0	0	1					
Eric Hinske, L (1, 5) OBP: 0.321, SLG: 0.362		K						G4-3		3	0	0	0	1	2	0					
9 Gregg Zaun, S (1, 2) OBP: 0.430, SLG: 0.441 Chris Gomez, R (9, PR) OBP: 0.323, SLG: 0.322	G4-3			G4-3						4	0	2	0	0	0	2					
15 Alex Rios, R (1, 9) OBP: 0.288, SLG: 0.297				G4-3						0	0	0	0	0	0	0					
Chris Woodward, R (1, 6) OBP: 0.339, SLG: 0.481										4	1	1	0	0	1	2					
Dave Berg, R (1, 7) OBP: 0.278, SLG: 0.235										4	1	1	1	0	0	1					
Josh Towers, R (1, 1) Justin Speier, R (8, 1)										4	0	3	1	0	0	1					
										1	0	0	0	0	0	1					
										0	0	0	0	0	0	0					
Inning Stats	R: 0 E: 0 K: 0 S: 7	H: 0 LOB: 0 BB: 1 P: 11	R: 0 E: 0 K: 1 S: 12	H: 0 LOB: 0 BB: 0 P: 19	R: 0 E: 0 K: 0 S: 8	H: 1 LOB: 0 BB: 0 P: 14	R: 0 E: 0 K: 0 S: 16	H: 0 LOB: 0 BB: 1 P: 24	R: 2 E: 0 K: 0 S: 14	H: 3 LOB: 1 BB: 0 P: 22	R: 0 E: 0 K: 0 S: 11	H: 1 LOB: 1 BB: 0 P: 19	R: 0 E: 0 K: 2 S: 9	H: 1 LOB: 0 BB: 0 P: 12	R: 0 E: 0 K: 1 S: 8	H: 1 LOB: 1 BB: 0 P: 12	1B: 5 2B: 1 3B: 1 HR: 0	SF: 0 SAC: 2 DP: 2 HBP: 0	WP: 0 PB: 0 SB: 0 CS: 0	PA: 35	
PITCHER	IP	WLS	BF	H	R	ER	SO	BB	IBB	HBP	BLK	WP	HR	S	P	ERA	WHIP				
Dennis Tankersley, R (1, 1) ERA: 3.2	5.0		20	4	2	2	1	2	0	0	0	0	0	57	90	3.60	1.200				
Blaine Neal, R (8, 1) ERA: 1.8	2.0	8	2	0	0	0	0	0	0	0	0	0	0	22	35	0.00	1.000				
Scott Linebrink, R (8, 1) ERA: 2.54	1.0	W	3	0	0	0	2	0	0	0	0	0	0	9	12	0.00	0.000				
Trevor Hoffman, R (9, 1) ERA: 2.35	1.0	S	4	1	0	0	1	0	0	0	0	0	0	8	12	0.00	1.000				

Batter	1	2	3	4	5	6	7	8	9	AB	R	H	RBI	BB	SO	LOB	BOTTOM				
Sean Burroughs, L (1, 5) OBP: 0.349, SLG: 0.374	F8		F7		K2-3			G5-3 24 1B		4	1	1	0	0	1	1	Toronto Blue Jays @ San Diego Padres PETCO Park, San Diego, CA Sat Jun 19 2004, 10:05 PM EDT Att: 40,307 - Cloudy - 67 F				
Mark Loretta, R (1, 4) OBP: 0.395, SLG: 0.457	F8			G3-1			F9	G5-3		4	0	0	0	0	0	1					
24 Brian Giles, L (1, 9) OBP: 0.366, SLG: 0.457	G3			HBP 2B			P5	G5-3 2B		4	2	2	1	0	0	0					
Phil Nevin, R (1, 3) OBP: 0.360, SLG: 0.441		G6-3		HBP 2B			P5	F8		3	0	1	0	0	0	1					
Ryan Klesko, L (1, 7) OBP: 0.356, SLG: 0.354 Trevor Hoffman, R (9, 1)		G5-3		L8			K	F8		4	0	1	1	0	1	3					
Jay Payton, R (1, 8) OBP: 0.343, SLG: 0.389		F8								0	0	0	0	0	0	0					
Ramon Hernandez, R (1, 2) OBP: 0.340, SLG: 0.425				G6-3	G4-3					4	0	1	1	0	0	1					
3 Khalil Greene, R (1, 6) OBP: 0.348, SLG: 0.379				G6-3	G4-3					3	0	0	0	0	1	2					
				G3 1B						3	0	2	0	0	0	0					
				G3						1	0	0	0	0	0	1					
				G3						1	0	0	0	0	0	0					
				G3						0	0	0	0	0	0	0					
				G3						0	0	0	0	0	0	1					
				G3						0	0	0	0	0	0	0					
				G3						0	0	0	0	0	0	0					
				G3						0	0	0	0	0	0	0					
Inning Stats	R: 0 E: 0 K: 0 S: 4	H: 0 LOB: 0 BB: 0 P: 5	R: 0 E: 0 K: 0 S: 7	H: 0 LOB: 0 BB: 0 P: 8	R: 0 E: 0 K: 0 S: 8	H: 1 LOB: 1 BB: 0 P: 12	R: 1 E: 0 K: 0 S: 12	H: 2 LOB: 2 BB: 0 P: 16	R: 0 E: 0 K: 1 S: 8	H: 0 LOB: 0 BB: 0 P: 12	R: 0 E: 0 K: 1 S: 8	H: 1 LOB: 1 BB: 0 P: 10	R: 0 E: 0 K: 1 S: 12	H: 1 LOB: 1 BB: 0 P: 15	R: 2 E: 0 K: 0 S: 13	H: 3 LOB: 1 BB: 0 P: 22	1B: 5 2B: 3 3B: 0 HR: 0	SF: 0 SAC: 0 DP: 0 HBP: 1	WP: 0 PB: 0 SB: 0 CS: 0	PA: 33	
PITCHER	IP	WLS	BF	H	R	ER	SO	BB	IBB	HBP	BLK	WP	HR	S	P	ERA	WHIP				
Josh Towers, R (1, 1) ERA: 5.33	7.0		27	5	1	1	3	0	0	0	0	0	0	59	78	1.29	0.714				
Justin Speier, R (8, 1) ERA: 4.89	1.0	L	6	3	2	2	0	0	0	0	0	0	0	13	22	18.00	3.000				



Batter	1	2	3	4	5	6	7	8	9	AB	R	H	RBI	BB	SO	LOB	TOP										
Frank Menechino, R (1, 6) OBP: 0.345, SLG: 0.417 Chris Gomez, R (8, 6) OBP: 0.321, SLG: 0.320	0-3 K		2-2 G1-3 1B		1-2 G6-3			3-3 K	2-1 FC6-4	4	0	1	0	0	2	0											
Howie Clark, L (1, 3) OBP: 0.286, SLG: 0.373	1-2 G4-3		0-1 G1-3			2-1 F7		0-0 3 2B 1B		4	0	1	0	0	0	1											
3 Reed Johnson, R (1, 8) OBP: 0.338, SLG: 0.407	0-1 B1		2-0 G6-3			1-0 G5-3		0-2 1-H 2B		4	0	1	0	0	0	1											
Eric Hinske, L (1, 5) OBP: 0.323, SLG: 0.369		1-3 K		0-0 2B		1-1 1B		1-1 F9		4	0	2	0	0	1	1											
9 Gregg Zaun, S (1, 2) OBP: 0.424, SLG: 0.461		1-2 P2		0-3 K		0-0 F9			3-2 HR	4	1	1	1	0	1	2											
15 Alex Rios, R (1, 9) OBP: 0.298, SLG: 0.333		0-0 1B 2B		2-3 K			3-2 G5-3		0-0 2B	4	1	2	0	0	1	1											
Orlando Hudson, S (1, 4) OBP: 0.335, SLG: 0.451		3-1 2-H 1B		1-1 G4-3			2-0 HR		3-2 F8	4	1	2	2	0	0	2											
Dave Berg, R (1, 7) OBP: 0.263, SLG: 0.222		0-1 G4-3			3-1 G6-3		1-1 G2-3		1-2 F9	4	0	0	0	0	0	2											
Miguel Batista, R (1, 1) Vinnie Chulk, R (8, 1) Josh Phelps, R (9, PH) 54 Jason Frasor, R (9, 1)			0-0 G4-3		1-1 G6-3		1-3 K		4-2 FC6-4 BB	3	0	0	0	0	1	0											
Inning Stats	R: 0 E: 0 K: 1 S: 8	H: 0 LOB: 0 BB: 0 P: 9	R: 1 E: 0 K: 1 S: 11	H: 2 LOB: 1 BB: 0 P: 16	R: 0 E: 0 K: 0 S: 7	H: 1 LOB: 1 BB: 0 P: 11	R: 0 E: 0 K: 2 S: 9	H: 1 LOB: 0 BB: 0 P: 12	R: 0 E: 0 K: 0 S: 6	H: 1 LOB: 0 BB: 0 P: 10	R: 1 E: 0 K: 1 S: 9	H: 1 LOB: 0 BB: 0 P: 16	R: 0 E: 0 K: 1 S: 11	H: 2 LOB: 1 BB: 1 P: 15	R: 1 E: 0 K: 0 S: 17	H: 2 LOB: 2 BB: 1 P: 30	1B: 4 2B: 4 3B: 0 HR: 2	SF: 0 SAC: 0 DP: 0 HBP: 0	WP: 0 PA: 37 PB: 0 SB: 0 CS: 0								
PITCHER	IP	WLS	BF	H	R	ER	SO	BB	IBB	HBP	BLK	WP	HR	S	P	ERA	WHIP										
Brian Lawrence, R (1, 1) ERA: 3.95	8.0	L	31	8	2	2	6	0	0	0	0	0	1	68	101	2.25	1.000										
Rod Beck, R (9, 1) ERA: 7.27	0.2		5	2	1	1	0	1	0	0	0	0	1	15	26	13.50	4.500										
Jay Witasick, R (9, 1) ERA: 2.34	0.1		1	0	0	0	0	0	0	0	0	0	0	2	4	0.00	0.000										

Toronto Blue Jays @ San Diego Padres
PETCO Park, San Diego, CA
Sun Jun 20 2004, 4:05 PM EDT
Att: 41,060 - Unknown - 71 F

AB 36
R 3
H 10
RBI 3
BB 1
SO 6
LOB 12



Batter	1	2	3	4	5	6	7	8	9	AB	R	H	RBI	BB	SO	LOB	BOTTOM										
Sean Burroughs, L (1, 5) OBP: 0.347, SLG: 0.369	2-1 G4-3		1-2 G4-3			0-0 F9		4-0 24 1B BB		3	0	0	0	1	0	1											
Mark Loretta, R (1, 4) OBP: 0.370, SLG: 0.463	1-0 G6-3			1-2 24 WP 2B		4-0 1B BB		1-2 24 1B		3	0	2	0	1	0	0											
24 Brian Giles, L (1, 9) OBP: 0.368, SLG: 0.456	1-0 L1			4-2 2B BB		1-1 P4		0-1 1B		3	0	1	0	1	0	1											
Ryan Klesko, L (1, 7) OBP: 0.359, SLG: 0.359		1-0 G4-3 1B		1-2 G3-2-5-3 3-H		1-0 1B		1-2 P4		4	0	2	0	0	0	5											
Terrence Long, L (1, 8) OBP: 0.317, SLG: 0.364		3-2 G4-3 1-2		2-1 G5-3		1-1 L1		2-2 G6-3		4	0	0	0	0	0	7											
Jeff Cirillo, R (1, 3) OBP: 0.265, SLG: 0.226		3-2 G6-3			2-3 K		3-3 K		4-2 BB	3	0	0	0	1	2	0											
Ramon Hernandez, R (1, 2) OBP: 0.340, SLG: 0.424 Miguel Ojeda, R (8, 2) OBP: 0.269, SLG: 0.324			2-1 G4-3		1-0 1B		3-1 G6-3		0-3 K	3	0	1	0	0	0	0											
Ramon Vazquez, L (1, 6) OBP: 0.196, SLG: 0.136			1-2 P5		3-2 K		1-0 F8		2-3 K	4	0	0	0	0	2	2											
Brian Lawrence, R (1, 1) ERA: 3.99 Kerry Robinson, L (8, PH) Rod Beck, R (9, 1) Jay Witasick, R (9, 1) Phil Nevin, R (9, PH) OBP: 0.359, SLG: 0.439			1-1 1B		1-3 K2-3		1-1 P6		0-0 G6-3	2	0	1	0	0	1	1											
Inning Stats	R: 0 E: 0 K: 0 S: 4	H: 0 LOB: 0 BB: 0 P: 8	R: 0 E: 0 K: 0 S: 8	H: 1 LOB: 0 BB: 0 P: 15	R: 0 E: 0 K: 0 S: 12	H: 1 LOB: 1 BB: 1 P: 20	R: 0 E: 0 K: 3 S: 10	H: 1 LOB: 1 BB: 0 P: 17	R: 0 E: 0 K: 0 S: 6	H: 1 LOB: 2 BB: 1 P: 13	R: 0 E: 0 K: 1 S: 8	H: 0 LOB: 0 BB: 0 P: 15	R: 0 E: 0 K: 0 S: 14	H: 2 LOB: 3 BB: 1 P: 23	R: 0 E: 0 K: 2 S: 10	H: 0 LOB: 1 BB: 1 P: 16	1B: 6 2B: 2 3B: 0 HR: 0	SF: 0 SAC: 0 DP: 2 HBP: 0	WP: 1 PA: 36 PB: 0 SB: 0 CS: 0								
PITCHER	IP	WLS	BF	H	R	ER	SO	BB	IBB	HBP	BLK	WP	HR	S	P	ERA	WHIP										
Miguel Batista, R (1, 1) ERA: 3.99	7.1	W	30	7	0	0	4	3	0	0	0	0	0	66	117	0.00	1.364										
Vinnie Chulk, R (8, 1) ERA: 2.09	0.2	H	2	0	0	0	0	0	0	0	0	0	0	7	10	0.00	0.000										
54 Jason Frasor, R (9, 1) ERA: 2.01	1.0	S	4	0	0	0	2	1	0	0	0	0	0	10	16	0.00	1.000										

Toronto Blue Jays @ San Diego Padres
PETCO Park, San Diego, CA
Sun Jun 20 2004, 4:05 PM EDT
Att: 41,060 - Unknown - 71 F

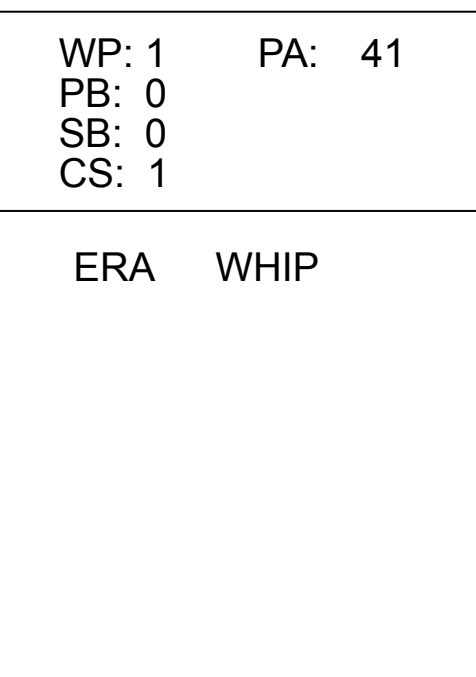
AB 32
R 0
H 7
RBI 0
BB 4
SO 6
LOB 19



Batter	1	2	3	4	5	6	7	8	9	AB	R	H	RBI	BB	SO	LOB	TOP		
13 Carl Crawford, L OBP: 0.344, SLG: 0.438	1-1 P5	0-0 F8				1-1 HR	1-2 CS	2-1 F7		5	1	2	2	0	0	3			
Robert Fick, L OBP: 0.275, SLG: 0.336	1-2 BB	2-1 G6-3			4-0 BB	3-H 1B	2-1 CS	4-2 G1-6-3	2-3 K	3	0	1	0	2	1	2			
José Bautista, R OBP: 0.333, SLG: 0.263	2B									0	0	0	0	0	0	0			
5 Rocco Baldelli, R OBP: 0.335, SLG: 0.411	3-2 L4		0-0 G5-3		1-2 F8			2-2 G1-6-3	0-0 G5-3	5	0	1	0	0	0	2			
Aubrey Huff, L OBP: 0.319, SLG: 0.409	4-0 BB		1-2 F8		0-0 F7			0-1 G1-6-3	3-1 G4-3	4	0	0	0	1	0	3			
Fred McGriff, L OBP: 0.300, SLG: 0.417	4-0 BB		1-1 F9		1-2 F7			1-1 G3		3	0	0	0	1	0	2			
Julio Lugo, R OBP: 0.336, SLG: 0.443	0-1 P3			2-0 HR		4-2 2B		0-2 SH5-3		3	3	2	1	1	0	3			
Geoff Blum, S OBP: 0.239, SLG: 0.310		2-0 G3		1-2 G3		1-0 SF7		1-0 WP		4	1	2	0	0	0	0			
Toby Hall, R OBP: 0.304, SLG: 0.400		4-2 1B		1-0 G6-3		0-0 P6		0-1 SH5-3		2	0	0	0	1	0	2			
Rey Sanchez, R OBP: 0.311, SLG: 0.373	2-1 1B		0-0 P4		0-1 SF7			1-3 K		3	0	1	1	0	1	1			
Inning Stats	R: 0 H: 1 E: 0 K: 0 S: 10	H: 1 LOB: 3 BB: 2 P: 23	R: 0 H: 1 E: 0 K: 0 S: 8	H: 1 LOB: 2 BB: 1 P: 18	R: 0 H: 0 E: 0 K: 0 S: 6	H: 0 LOB: 0 BB: 0 P: 8	R: 1 H: 1 E: 0 K: 0 S: 6	H: 1 LOB: 0 BB: 0 P: 10	R: 1 H: 1 E: 0 K: 0 S: 9	H: 1 LOB: 1 BB: 1 P: 16	R: 0 H: 1 E: 0 K: 0 S: 10	H: 1 LOB: 1 BB: 1 P: 17	R: 1 H: 2 E: 0 K: 1 S: 12	H: 2 LOB: 1 BB: 0 P: 16	R: 0 H: 0 E: 0 K: 1 S: 7	H: 0 LOB: 0 BB: 0 P: 12	1B: 5 2B: 2 3B: 0 HR: 2	SF: 1 SAC: 1 DP: 1 HBP: 0	WP: 1 PA: 41
PITCHER	IP WLS BF H R ER SO BB IBB HBP BLK WP HR S P ERA WHIP																		
Pat Hentgen, R ERA: 5.84	(1, 1) 5.0 L 25 5 4 4 0 0 5 0 0 0 0 0 2 42 83 7.20 2.000																		
Justin Speier, R ERA: 4.68	(6, 1) 1.0 3 1 0 0 0 0 0 0 0 0 0 0 0 8 10 0.00 1.000																		
Bob Fick, R ERA: 3.0	(7, 1) 1.0 4 1 0 0 0 0 1 0 0 0 0 0 0 10 17 0.00 2.000																		
Michael Nakamura, R ERA: 7.02	(8, 1) 1.0 5 2 1 1 1 0 0 0 0 0 0 1 0 12 16 9.00 2.000																		
Terry Adams, R ERA: 4.41	(9, 1) 1.0 3 0 0 0 0 1 0 0 0 0 0 0 0 7 12 0.00 0.000																		

Tampa Bay Devil Rays @ Toronto Blue Jays
SkyDome, Toronto, ON
Tue Jun 22 2004, 7:05 PM EDT
Att: 15,646 - Sunny - 72 F

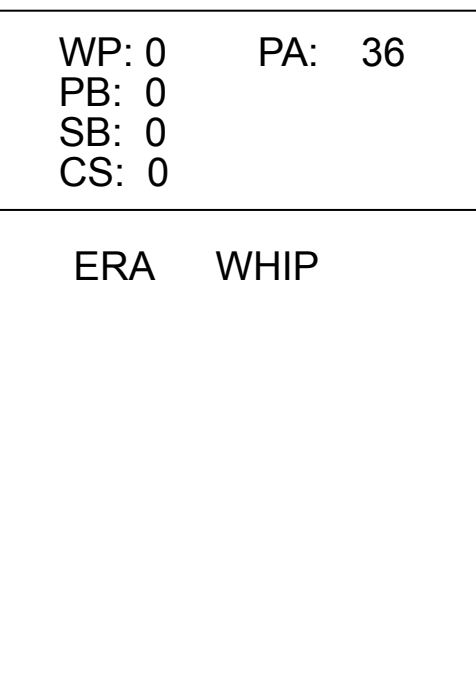
AB	32
R	5
H	9
RBI	4
BB	6
SO	2
LOB	18



Batter	1	2	3	4	5	6	7	8	9	AB	R	H	RBI	BB	SO	LOB	BOTTOM		
Howie Clark, L OBP: 0.295, SLG: 0.407	4-1 G5-4-3		0-1 F7		1-1 FC5-4		2-1 HR			3	1	1	1	1	0	1			
Orlando Hudson, S OBP: 0.344, SLG: 0.452	4-2 G5-4-3		4-2 G3		3-1 3 HBP		0-3 K			2	0	1	0	2	1	0			
3 Reed Johnson, R OBP: 0.337, SLG: 0.402	3-2 G5-4-3		1-1 G3		2-0 1B		2-3 K			3	0	0	0	0	1	3			
Eric Hinske, L OBP: 0.322, SLG: 0.364	4-2 9 BB		1-3 K		0-3 K			0-1 L8		3	0	0	0	1	2	4			
9 Gregg Zaun, S OBP: 0.419, SLG: 0.449	4-0 1B		2-2 F8		2-3 K			2-2 F8		3	0	0	0	1	1	0			
Chris Woodward, R OBP: 0.328, SLG: 0.464	1-2 F8		2-1 F9		2-3 K			1-1 L6		4	0	0	0	0	1	3			
Chris Gomez, R OBP: 0.320, SLG: 0.314		2-0 L6		1-0 P3		4-0 BB			0-1 F8	3	0	0	0	1	0	0			
Josh Phelps, R OBP: 0.290, SLG: 0.338		1-1 G5-3			0-3 K			1-2 F7		4	0	0	0	0	2	1			
15 Alex Rios, R OBP: 0.295, SLG: 0.329		3-2 L9			0-0 FC5-4			2-3 K		4	0	1	0	0	1	0			
Inning Stats	R: 0 H: 0 E: 0 K: 0 S: 13	H: 0 LOB: 3 BB: 4 P: 33	R: 0 H: 0 E: 0 K: 1 S: 10	H: 0 LOB: 0 BB: 1 P: 16	R: 0 H: 0 E: 0 K: 0 S: 6	H: 0 LOB: 0 BB: 0 P: 11	R: 0 H: 2 E: 0 K: 2 S: 11	H: 2 LOB: 3 BB: 0 P: 17	R: 0 H: 0 E: 0 K: 3 S: 12	H: 0 LOB: 1 BB: 1 P: 20	R: 1 H: 1 E: 0 K: 3 S: 12	H: 1 LOB: 0 BB: 0 P: 18	R: 0 H: 0 E: 0 K: 0 S: 7	H: 0 LOB: 0 BB: 0 P: 10	R: 0 H: 0 E: 0 K: 0 S: 7	H: 0 LOB: 0 BB: 0 P: 8	1B: 2 2B: 0 3B: 0 HR: 1	SF: 0 SAC: 0 DP: 1 HBP: 1	WP: 0 PA: 36
PITCHER	IP WLS BF H R ER SO BB IBB HBP BLK WP HR S P ERA WHIP																		
Chad Gaudin, R ERA: 3.2	(1, 1) 0.2 W 16 2 0 0 0 2 1 0 1 0 0 0 0 33 57 0.00 0.750																		
Travis Harper, R ERA: 4.03	(5, 1) 0.1 1 0 0 0 1 0 0 0 0 0 0 0 3 3 0.00 0.000																		
Jorge Sosa, R ERA: 4.97	(6, 1) 2.0 8 1 1 1 6 1 0 0 0 0 0 1 24 38 4.50 1.000																		
Lance Carter, R ERA: 3.03	(8, 1) 2.0 6 0 0 0 0 0 0 0 0 0 0 0 14 18 0.00 0.000																		

Tampa Bay Devil Rays @ Toronto Blue Jays
SkyDome, Toronto, ON
Tue Jun 22 2004, 7:05 PM EDT
Att: 15,646 - Sunny - 72 F

AB	29
R	1
H	3
RBI	1
BB	6
SO	9
LOB	12



Batter	1	2	3	4	5	6	7	8	9	AB	R	H	RBI	BB	SO	LOB	TOP				
Brad Wilkerson, L (1, 7) OBP: 0.361, SLG: 0.462	G4-3		F9			K		G6-4-3 1B BB		3	1	0	0	1	1	0	Montreal Expos @ Toronto Blue Jays SkyDome, Toronto, ON Fri Jun 25 2004, 7:05 PM EDT Att: 16,484 - Cloudy - 63 F				
Endy Chavez, L (1, 8) OBP: 0.301, SLG: 0.373	BLK 1B			G4-3		G4-3		G6-4-3 1B		4	0	2	0	0	0	0					
Jose Vidro, S (1, 4) OBP: 0.336, SLG: 0.414	P4			F8		2B 1B		G6-4-3 1B		4	0	1	0	0	0	3					
24 Nick Johnson, L (1, 3) OBP: 0.398, SLG: 0.483	K			P6		1B		1B BB		3	0	1	0	1	1	1					
Orlando Cabrera, R (1, 6) OBP: 0.292, SLG: 0.331		F9			G1 1B	P4		1B BB		4	0	2	1	0	0	2					
Carl Everett, S (1, 10) OBP: 0.349, SLG: 0.432	G6-3				G1 1B		F8	G4-3		4	0	1	0	0	0	2					
Tony Batista, R (1, 5) OBP: 0.243, SLG: 0.332	P6				K		P3		F8	4	0	0	0	0	1	2					
Brian Schneider, L (1, 2) OBP: 0.308, SLG: 0.462			F7		G1			G3-1		4	0	1	0	0	0	2					
Termel Sledge, L (1, 9) OBP: 0.307, SLG: 0.409			G3		G6-3		F9		F8	4	0	0	0	0	0	3					
Inning Stats	R: 0 E: 0 K: 1 S: 11	H: 1 LOB: 1 BB: 0 P: 16	R: 0 E: 0 K: 0 S: 9	H: 0 LOB: 0 BB: 0 P: 11	R: 0 E: 0 K: 0 S: 4	H: 0 LOB: 0 BB: 0 P: 9	R: 0 E: 0 K: 0 S: 6	H: 0 LOB: 0 BB: 0 P: 8	R: 0 E: 0 K: 1 S: 10	H: 2 LOB: 2 BB: 0 P: 14	R: 0 E: 0 K: 1 S: 14	H: 1 LOB: 1 BB: 0 P: 15	R: 1 E: 0 K: 0 S: 11	H: 2 LOB: 2 BB: 2 P: 21	R: 0 E: 0 K: 0 S: 10	H: 0 LOB: 0 BB: 0 P: 16	1B: 7 2B: 0 3B: 1 HR: 0	SF: 0 SAC: 0 DP: 1 HBP: 0	WP: 0 PB: 0 SB: 0 CS: 0	PA: 36	
PITCHER	IP	WLS	BF	H	R	ER	SO	BB	IBB	HBP	BLK	WP	HR	S	P	ERA	WHIP				
Josh Towers, R (1, 1) ERA: 4.45	7.0	W	28	6	1	1	3	1	0	0	1	0	0	64	97	1.29	1.000				
Vinnie Chulk, R (8, 1) ERA: 1.89	1.0	H	5	2	0	0	0	1	0	0	0	0	0	10	16	0.00	3.000				
54 Jason Frasor, R (9, 1) ERA: 1.89	1.0	S	3	0	0	0	0	0	0	0	0	0	0	10	16	0.00	0.000				

AB	34
R	1
H	8
RBI	1
BB	2
SO	3
LOB	15



Batter	1	2	3	4	5	6	7	8	9	AB	R	H	RBI	BB	SO	LOB	BOTTOM				
Howie Clark, L (1, 10) OBP: 0.291, SLG: 0.380	K		K				G3			3	1	0	0	1	2	1	Montreal Expos @ Toronto Blue Jays SkyDome, Toronto, ON Fri Jun 25 2004, 7:05 PM EDT Att: 16,484 - Cloudy - 63 F				
Orlando Hudson, S (1, 4) OBP: 0.361, SLG: 0.477	HBP BB BB		G5-4-3 1B		G4-3 1B		G3			3	0	2	0	1	0	1					
3 Reed Johnson, R (1, 8) OBP: 0.340, SLG: 0.405	F9		G5-4-3 1B		G4-3 1B		2B			4	0	2	2	0	0	2					
Eric Hinske, L (1, 5) OBP: 0.327, SLG: 0.372	HBP BB			G4-3	G4-3		IBB			2	0	0	1	2	0	2					
9 Gregg Zaun, S (1, 2) OBP: 0.403, SLG: 0.419	HBP			F9	G3		G3			3	0	0	0	0	0	4					
Chris Gomez, R (1, 3) OBP: 0.330, SLG: 0.329	G5-3			1B		G6-3		P4		4	0	1	0	0	0	3					
Chris Woodward, R (1, 6) OBP: 0.325, SLG: 0.456		G4-3		G3		G6-3 15 CS 1B		G6-3		4	0	1	0	0	0	1					
15 Alex Rios, R (1, 9) OBP: 0.297, SLG: 0.319		G6-3			G6-3	K		1B		4	0	1	0	0	1	1					
Dave Berg, R (1, 7) OBP: 0.289, SLG: 0.294	L4				1B 3 1B		G3 3 2B	F7		4	2	2	0	0	0	1					
Inning Stats	R: 0 E: 0 K: 1 S: 12	H: 0 LOB: 3 BB: 2 P: 31	R: 0 E: 0 K: 0 S: 9	H: 0 LOB: 0 BB: 0 P: 13	R: 0 E: 0 K: 1 S: 6	H: 1 LOB: 1 BB: 0 P: 7	R: 0 E: 0 K: 0 S: 13	H: 1 LOB: 1 BB: 0 P: 21	R: 2 E: 0 K: 0 S: 13	H: 3 LOB: 2 BB: 1 P: 22	R: 0 E: 0 K: 1 S: 7	H: 1 LOB: 1 BB: 0 P: 10	R: 1 E: 0 K: 0 S: 9	H: 2 LOB: 2 BB: 1 P: 18	R: 0 E: 0 K: 0 S: 7	H: 1 LOB: 1 BB: 0 P: 11	1B: 7 2B: 3 3B: 0 HR: 0	SF: 0 SAC: 0 DP: 2 HBP: 1	WP: 0 PB: 0 SB: 0 CS: 1	PA: 36	
PITCHER	IP	WLS	BF	H	R	ER	SO	BB	IBB	HBP	BLK	WP	HR	S	P	ERA	WHIP				
Zach Day, R (1, 1) ERA: 3.35	6.2	L	31	8	3	3	3	3	1	1	0	0	0	67	119	4.05	1.650				
Rocky Biddle, R (7, 1) ERA: 7.33	0.1		1	0	0	0	0	0	0	0	0	0	0	2	3	0.00	0.000				
52 T.J. Tucker, R (8, 1) ERA: 3.93	1.0		4	1	0	0	0	0	0	0	0	0	0	7	11	0.00	1.000				

AB	31
R	3
H	9
RBI	3
BB	4
SO	3
LOB	16



Batter	1	2	3	4	5	6	7	8	9	AB	R	H	RBI	BB	SO	LOB	TOP										
Brad Wilkerson, L (1, 7) OBP: 0.359, SLG: 0.457	1-0 G4-6-3 24 BB 1B		1-0 B4-3	2-2 F7			0-1 G4-3		2-1 F7	5	1	1	0	0	0	2	Montreal Expos @ Toronto Blue Jays SkyDome, Toronto, ON Sat Jun 26 2004, 4:05 PM EDT Att: 23,875 - Sunny - 70 F										
Andy Chavez, L (1, 8) OBP: 0.303, SLG: 0.371	4-0 G4-6-3 BB		1-1 P5		0-2 F9		1-0 F8		2-1 G5-3	1	0	0	0	1	0	0											
Juan Rivera, R (4, 8) OBP: 0.312, SLG: 0.390	1-2 BB									3	0	0	0	0	0	0											
Jose Vidro, S (1, 4) OBP: 0.339, SLG: 0.428	3-1 G4-6-3		2-2		1-2			2-1		3	1	2	1	0	0	2											
Jamey Carroll, R (5, 4) OBP: 0.373, SLG: 0.405	1-2 2-3				HR			FC4-6 SF8		1	1	1	0	0	0	0											
24 Nick Johnson, L (1, 3) OBP: 0.402, SLG: 0.478	3-2 1B		2-2 F8		3-3 K			4-2 FC4-6 BB		3	0	1	1	1	1	1											
Orlando Cabrera, R (1, 6) OBP: 0.292, SLG: 0.331	SAFE 1-2 1B			0-0 L4	2-2 G4-3			2-2 FC4-6 E		3	0	1	0	0	0	0											
Andy Fox, L (5, 6) OBP: 0.118, SLG: 0.206	1-2 1B							1-2 2-3		1	1	0	0	0	0	2											
Carl Everett, S (1, 10) OBP: 0.345, SLG: 0.429	0-2 P5			3-2 1B 1B		1-1 F7		1-2 SF8		3	1	1	1	0	0	2											
Tony Batista, R (1, 5) OBP: 0.243, SLG: 0.328		4-0 CS BB		0-1 F8		2-2 G6-3		3-H 0-2 E6 WP 1-H		3	0	0	0	1	0	1											
Brian Schneider, L (1, 2) OBP: 0.308, SLG: 0.460		1-1 P4		1-0 1B		2-1 G4-1		3-2 G1-3		3	0	1	0	0	0	1											
Einar Diaz, R (6, 2) OBP: 0.250, SLG: 0.271				1-2 1B				2-3		1	0	0	0	0	0	1											
Termel Sledge, L (1, 9) OBP: 0.306, SLG: 0.405			1-2 K		1-2 2-H 1B		0-3 K		1-2 G4-3	4	0	1	1	0	2	1											
Inning Stats	R: 1 E: 0 K: 0 S: 12	H: 3 LOB: 2 BB: 1 P: 24	R: 0 E: 0 K: 1 S: 5	H: 0 LOB: 0 BB: 1 P: 12	R: 0 E: 0 K: 0 S: 9	H: 1 LOB: 1 BB: 0 P: 15	R: 1 E: 0 K: 0 S: 15	H: 3 LOB: 2 BB: 0 P: 23	R: 1 E: 0 K: 1 S: 12	H: 1 LOB: 0 BB: 0 P: 18	R: 0 E: 0 K: 0 S: 7	H: 0 LOB: 0 BB: 0 P: 12	R: 0 E: 0 K: 1 S: 6	H: 0 LOB: 0 BB: 0 P: 7	R: 2 E: 0 K: 0 S: 21	H: 1 LOB: 1 BB: 1 P: 33	R: 0 E: 0 K: 0 S: 7	H: 0 LOB: 0 BB: 0 P: 12	1B: 7 2B: 1 3B: 0 HR: 1	SF: 1 SAC: 0 DP: 1 HBP: 0	WP: 1 PB: 0 SB: 0 CS: 1	PA: 38					
PITCHER	IP	WLS	BF	H	R	ER	SO	BB	IBB	HBP	BLK	WP	HR	S	P	ERA	WHIP										
Miguel Batista, R (1, 1) ERA: 3.98	7.0	W	29	8	3	3	3	2	0	0	0	0	1	66	111	3.86	1.429										
Bob Fife, R (8, 1) ERA: 5.06	1.0		6	1	2	1	0	1	0	0	0	1	0	21	33	9.00	2.000										
Vinnie Chulk, R (9, 1) ERA: 1.59	1.0		3	0	0	0	0	0	0	0	0	0	0	7	12	0.00	0.000										

Batter	1	2	3	4	5	6	7	8	9	AB	R	H	RBI	BB	SO	LOB	BOTTOM										
Frank Menechino, R (1, 6) OBP: 0.368, SLG: 0.435	4-2 G5-4-3 BB	2-0 PO 1B		2-1 HR	4-1 1B			0-1 G5-3		3	1	2	2	2	0	0	Montreal Expos @ Toronto Blue Jays SkyDome, Toronto, ON Sat Jun 26 2004, 4:05 PM EDT Att: 23,875 - Sunny - 70 F										
Dave Berg, R (1, 7) OBP: 0.274, SLG: 0.278	2-2 G5-4-3 1-2	SAFE PO	1-1 G6-3	1-3 K	2-3 K			3-1 G4-3		5	0	0	0	0	2	3											
3 Reed Johnson, R (1, 8) OBP: 0.345, SLG: 0.420	3-2 F7		0-0 FC4-6 1B	1-1 HR		1-3 K		1-2 S 1B		5	2	3	1	0	1	0											
Eric Hinske, L (1, 5) OBP: 0.325, SLG: 0.369		1-2 E3 9 G4-3 1B	1-2 FC4-6 9 1B 1B	3-2 K		2-2 G4-3		1-2 1-H 1B		5	2	1	1	0	1	1											
9 Gregg Zaun, S (1, 2) OBP: 0.403, SLG: 0.425		2-2 G4-3	2-0 BB 1B 1B	2-2 WP 2B		1-2 K		1-0 G3		5	1	2	0	0	1	2											
Chris Gomez, R (1, 3) OBP: 0.333, SLG: 0.329		4-0 1B 15 1B BB	2-0 BB 1B 1B	2-2 L1			3-2 F9			3	2	1	1	1	0	1											
Orlando Hudson, S (1, 4) OBP: 0.374, SLG: 0.483		2-2 15 1B 1B	4-2 1B E BB		1-0 BB 1B		4-1 FC6-4 BB			2	2	2	1	2	0	0											
Josh Phelps, R (1, 10) OBP: 0.289, SLG: 0.336		2-3 K	0-0 E8 2-H 3-H 1B		1-3 K		0-0 FC6-4			4	0	1	2	0	2	4											
15 Alex Rios, R (1, 9) OBP: 0.295, SLG: 0.316		1-2 1B	1-2 K		0-0 F9		3-2 F8			4	0	1	1	0	1	3											
Inning Stats	R: 0 E: 0 K: 0 S: 11	H: 0 LOB: 0 BB: 1 P: 20	R: 3 E: 1 K: 1 S: 19	H: 3 LOB: 1 BB: 1 P: 34	R: 4 E: 1 K: 1 S: 15	H: 4 LOB: 1 BB: 1 P: 27	R: 2 E: 0 K: 2 S: 18	H: 3 LOB: 1 BB: 0 P: 29	R: 0 E: 0 K: 2 S: 10	H: 0 LOB: 0 BB: 1 P: 14	R: 0 E: 0 K: 0 S: 10	H: 0 LOB: 1 BB: 1 P: 20	R: 1 E: 0 K: 0 S: 11	H: 2 LOB: 1 BB: 0 P: 17	R: 2 E: 0 K: 0 S: 21	H: 1 LOB: 1 BB: 0 P: 33		R: 0 E: 0 K: 0 S: 7	H: 0 LOB: 0 BB: 0 P: 12	1B: 10 2B: 1 3B: 0 HR: 2	SF: 0 SAC: 0 DP: 1 HBP: 0	WP: 1 PB: 0 SB: 1 CS: 0	PA: 42				
PITCHER	IP	WLS	BF	H	R	ER	SO	BB	IBB	HBP	BLK	WP	HR	S	P	ERA	WHIP										
Scott Downs, L (1, 1) ERA: 10.13	2.2	L	17	7	7	3	1	3	0	0	0	0	0	42	76	10.12	3.750										
Claudio Vargas, R (3, 1) ERA: 5.35	3.1		15	4	2	2	7	1	0	0	0	1	2	40	65	5.40	1.500										
52 T.J. Tucker, R (7, 1) ERA: 3.98	2.0		9	2	1	1	0	1	0	0	0	0	0	21	37	4.50	1.500										

AB	34
R	5
H	9
RBI	4
BB	3
SO	3
LOB	13



AB	36
R	10
H	13
RBI	9
BB	5
SO	8
LOB	14



Batter	1	2	3	4	5	6	7	8	9	AB	R	H	RBI	BB	SO	LOB	TOP				
Brad Wilkerson, L (1, 8) OBP: 0.359, SLG: 0.466	4-1 BB 24 SF8 BB	1-1 1-H HR	0-1 G3		1-3 K		1-2 F8			4	2	1	2	1	1	2					
Orlando Cabrera, R (1, 6) OBP: 0.297, SLG: 0.329	4-0 24 SF8 1B BB	1-0 F8		4-2 1B 24 FC4-6 BB	4-1 BB			1-2 G5-3		2	2	0	0	3	0	0					
Jose Vidro, S (1, 4) OBP: 0.340, SLG: 0.425	4-1 BB 1B BB	0-2 G4-3		0-0 24 FC4-6 1B	2-3 K			2-3 K		4	1	1	0	1	2	2					
24 Nick Johnson, L (1, 3) OBP: 0.402, SLG: 0.484	0-0 SF8	4-1 HBP HR BB		0-1 1B FC4-6		1-3 K		1-2 K		3	1	1	2	1	1	1					
Carl Everett, S (1, 10) OBP: 0.348, SLG: 0.413	4-0 G3 1B BB	1-2 HR HBP		0-1 F7		2-1 G1-6-3		0-0 G3		3	1	0	0	1	0	2					
Tony Batista, R (1, 5) OBP: 0.250, SLG: 0.345	0-1 G3 1B BB	3-1 HR		3-2 1B		0-3 K			2-0 P4	5	1	3	5	0	1	0					
Brian Schneider, L (1, 2) OBP: 0.301, SLG: 0.448	0-0 G3	0-1 L3		0-3 K			1-1 G4-3		2-2 F8	5	0	0	0	0	1	4					
Juan Rivera, R (1, 9) OBP: 0.302, SLG: 0.377	0-2 F9		2-3 K		2-2 G6-3		1-0 G6-3		2-3 K	5	0	0	0	0	2	2					
Termel Sledge, L (1, 7) OBP: 0.316, SLG: 0.416		0-1 HR 1B		2-1 F9		4-2 S BB		3-2 2B		3	1	2	0	1	0	0					
Inning Stats	R: 3 E: 0 K: 0 S: 9	H: 1 LOB: 2 BB: 4 P: 25	R: 5 E: 0 K: 0 S: 15	H: 3 LOB: 0 BB: 1 P: 25	R: 0 E: 0 K: 1 S: 7	H: 0 LOB: 0 BB: 0 P: 11	R: 1 E: 0 K: 1 S: 17	H: 2 LOB: 2 BB: 1 P: 24	R: 0 E: 0 K: 2 S: 12	H: 0 LOB: 2 BB: 2 P: 25	R: 0 E: 0 K: 2 S: 10	H: 1 LOB: 1 BB: 0 P: 16	R: 0 E: 0 K: 1 S: 10	H: 1 LOB: 1 BB: 0 P: 14	R: 0 E: 0 K: 1 S: 9	H: 0 LOB: 0 BB: 0 P: 15	1B: 4 2B: 2 3B: 0 HR: 2	SF: 1 SAC: 0 DP: 0 HBP: 1	WP: 0 PB: 0 SB: 1 CS: 0	PA: 44	
PITCHER	IP WLS BF H R ER SO	IP WLS BF H R ER SO	IP WLS BF H R ER SO	IP WLS BF H R ER SO	IP WLS BF H R ER SO	IP WLS BF H R ER SO	IP WLS BF H R ER SO	IP WLS BF H R ER SO	IP WLS BF H R ER SO	IP WLS BF H R ER SO	IP WLS BF H R ER SO	IP WLS BF H R ER SO	IP WLS BF H R ER SO	IP WLS BF H R ER SO	IP WLS BF H R ER SO	IP WLS BF H R ER SO	ERA WHIP	ERA WHIP			
Pat Hentgen, R (1, 1) ERA: 6.42	1.2 L 13 3 6 6 0																	32.40 4.800			
Michael Nakamura, R (2, 1) ERA: 8.27	2.1 12 3 3 3 2 1																	11.57 1.714			
Adam Peterson, R (5, 1) ERA: 16.2	1.0 5 0 0 0 2 2																	0.00 2.000			
Kerry Ligtenberg, R (6, 1) ERA: 5.04	1.0 3 0 0 0 2 0																	0.00 0.000			
Terry Adams, R (7, 1) ERA: 4.21	2.0 8 2 0 0 1 0																	0.00 1.000			
Justin Speier, R (9, 1) ERA: 5.6	1.0 3 0 0 0 1 0																	0.00 0.000			

Montreal Expos @ Toronto Blue Jays
SkyDome, Toronto, ON
 Sun Jun 27 2004, 1:05 PM EDT
 Att: 25,915 - Unknown - 70 F

AB	34
R	9
H	8
RBI	9
BB	8
SO	8
LOB	13



Batter	1	2	3	4	5	6	7	8	9	AB	R	H	RBI	BB	SO	LOB	BOTTOM				
Howie Clark, L (1, 3) OBP: 0.308, SLG: 0.389	3-1 1B		0-0 1B G1-3	4-2 2B BB		3-2 P6		3-2 F9		3	1	2	0	1	0	1					
Chris Gomez, R (8, FH) OBP: 0.332, SLG: 0.327			1-2 1B							1	0	0	0	0	0	0					
Orlando Hudson, S (1, 4) OBP: 0.370, SLG: 0.481	1-1 F8		2-2 G1-3	3-2 G1 2B		0-1 L3			1-1 F8	5	0	1	2	0	0	4					
3 Reed Johnson, R (1, 8) OBP: 0.342, SLG: 0.416	2-3 K		2-2 HBP 1B	0-1 G1		3-3 K			2-2 G4-3	5	0	1	1	0	2	3					
Eric Hinske, L (1, 5) OBP: 0.320, SLG: 0.362	3-3 K		2-3 HBP 1B	2-3 F8			2-2 F7		0-0 G3-1	5	0	0	0	0	2	4					
9 Gregg Zaun, S (1, 2) OBP: 0.399, SLG: 0.416		1-0 F7	3-1 HBP		2-2 G3-1		3-3 K			3	0	0	0	0	1	0					
Dave Berg, R (1, 7) OBP: 0.273, SLG: 0.277		2-1 F8	3-1 F9		0-3 K		1-1 FC5-4 1B			4	0	1	0	0	1	3					
Frank Menechino, R (1, 10) OBP: 0.377, SLG: 0.448				3-2 G6-3 15 2B	3-1 HBP		2-1 FC5-4 1B			3	1	2	0	0	0	1					
Chris Woodward, R (1, 6) OBP: 0.315, SLG: 0.441		2-3 K		2-0 G6-3	1-0 G3			2-3 K		4	0	0	0	0	2	3					
15 Alex Rios, R (1, 9) OBP: 0.312, SLG: 0.347			4-2 G1-3 1B BB	2-1 2B 2B		0-0 2B		0-1 G6-3		3	2	2	1	1	0	0					
Inning Stats	R: 0 E: 0 K: 2 S: 10	H: 1 LOB: 1 BB: 0 P: 19	R: 0 E: 0 K: 1 S: 7	H: 1 LOB: 0 BB: 0 P: 12	R: 1 E: 0 K: 1 S: 16	H: 2 LOB: 3 BB: 1 P: 30	R: 3 E: 0 K: 0 S: 15	H: 3 LOB: 1 BB: 1 P: 29	R: 0 E: 0 K: 1 S: 10	H: 1 LOB: 1 BB: 0 P: 16	R: 0 E: 0 K: 1 S: 12	H: 1 LOB: 1 BB: 0 P: 20	R: 0 E: 0 K: 1 S: 8	H: 0 LOB: 0 BB: 0 P: 13	R: 0 E: 0 K: 0 S: 6	H: 0 LOB: 0 BB: 0 P: 9	1B: 5 2B: 4 3B: 0 HR: 0	SF: 0 SAC: 0 DP: 0 HBP: 2	WP: 0 PB: 0 SB: 0 CS: 0	PA: 40	
PITCHER	IP WLS BF H R ER SO	IP WLS BF H R ER SO	IP WLS BF H R ER SO	IP WLS BF H R ER SO	IP WLS BF H R ER SO	IP WLS BF H R ER SO	IP WLS BF H R ER SO	IP WLS BF H R ER SO	IP WLS BF H R ER SO	IP WLS BF H R ER SO	IP WLS BF H R ER SO	IP WLS BF H R ER SO	IP WLS BF H R ER SO	IP WLS BF H R ER SO	IP WLS BF H R ER SO	IP WLS BF H R ER SO	ERA WHIP	ERA WHIP			
Livan Hernandez, R (1, 1) ERA: 3.47	7.0 W 34 9 4 4 7																	5.14 1.571			
Luis Ayala, R (8, 1) ERA: 3.62	0.2 2 0 0 0 1 0																	0.00 0.000			
Joe Horgan, L (8, 1) ERA: 5.4	1.1 4 0 0 0 0 0																	0.00 0.000			

Montreal Expos @ Toronto Blue Jays
SkyDome, Toronto, ON
 Sun Jun 27 2004, 1:05 PM EDT
 Att: 25,915 - Unknown - 70 F

AB	36
R	4
H	9
RBI	4
BB	2
SO	8
LOB	19



Batter	1	2	3	4	5	6	7	8	9	AB	R	H	RBI	BB	SO	LOB	TOP
Howie Clark, L (1, 7) OBP: 0.304, SLG: 0.374	G6-3					G6-3	FC5		G3	4	0	0	0	1	0	3	
Orlando Hudson, S (1, 4) OBP: 0.361, SLG: 0.468	K	F7				G4-3		F7	G4-3	5	0	0	0	0	1	2	
3 Reed Johnson, R (1, 8) OBP: 0.341, SLG: 0.412	E 9 1B BB				G5-3		P3		K	3	1	0	0	1	1	0	
Eric Hinske, L (1, 5) OBP: 0.319, SLG: 0.360	E9 9 1B					G3-1			K	4	0	1	0	0	1	1	
9 Gregg Zaun, S (1, 2) OBP: 0.401, SLG: 0.418					K				K	4	1	2	1	0	2	1	
Frank Menechino, R (1, 6) OBP: 0.380, SLG: 0.441	P2				F9				FC6-4 BB	2	0	0	0	2	0	3	
Chris Gomez, R (1, 3)									F9	3	0	2	0	1	0	1	
Josh Phelps, R (1, 10) OBP: 0.285, SLG: 0.331		G5-3			G3-6-3				FC6-4	4	0	0	0	0	1	5	
15 Alex Rios, R (1, 9) OBP: 0.319, SLG: 0.352					G1-3				G5-3	4	0	2	1	0	0	0	
Inning Stats	R: 1 H: 1 E: 1 LOB: 2 K: 1 BB: 1 S: 15 P: 28	R: 0 H: 2 E: 0 LOB: 2 K: 0 BB: 1 S: 11 P: 19	R: 0 H: 1 E: 0 LOB: 0 K: 1 BB: 0 S: 8 P: 13	R: 0 H: 0 E: 0 LOB: 0 K: 0 BB: 0 S: 6 P: 12	R: 0 H: 0 E: 0 LOB: 0 K: 0 BB: 0 S: 5 P: 8	R: 1 H: 3 E: 0 LOB: 3 K: 1 BB: 1 S: 15 P: 27	R: 0 H: 0 E: 0 LOB: 0 K: 2 BB: 0 S: 9 P: 15	R: 0 H: 0 E: 0 LOB: 1 K: 1 BB: 1 S: 12 P: 20	R: 0 H: 0 E: 0 LOB: 0 K: 0 BB: 0 S: 5 P: 7	1B: 7 SF: 0 2B: 0 SAC: 0 3B: 0 DP: 1 HR: 0 HBP: 0	WP: 0 PA: 38 PB: 0 SB: 0 CS: 0						
PITCHER	IP WLS BF H R ER SO BB IBB HBP BLK WP HR S P ERA WHIP																
Victor Zambrano, R (1, 1) ERA: 4.61	6.0 W 28 7 2 1 3 4 0 0 0 0 0 0 60 107 1.50 1.833																
Jesus Colome, R (7, 1) ERA: 1.17	2.0 7 0 0 0 3 1 0 0 0 0 0 0 21 35 0.00 0.500																
Rob Bell, R (9, 1) ERA: 5.5	1.0 3 0 0 0 0 0 0 0 0 0 0 0 5 7 0.00 0.000																

Toronto Blue Jays @ Tampa Bay Devil Rays
Tropicana Field, St. Petersburg, FL
Mon Jun 28 2004, 7:15 PM EDT
Att: 11,218 - Dome - 72 F

AB	33
R	2
H	7
RBI	2
BB	5
SO	6
LOB	16



Batter	1	2	3	4	5	6	7	8	9	AB	R	H	RBI	BB	SO	LOB	BOTTOM
13 Carl Crawford, L (1, 7) OBP: 0.353, SLG: 0.458	BLK S 1B	G1-3				HR			G3	5	3	4	1	0	0	0	
José Cruz Jr., S (1, 9) OBP: 0.381, SLG: 0.502	1B 1B BB		F7			HR		G3	G3	4	2	1	3	1	1	4	
Aubrey Huff, L (1, 5) OBP: 0.339, SLG: 0.423	G3 1B		K			HR				4	1	3	3	1	1	0	
Tino Martinez, L (1, 3) OBP: 0.373, SLG: 0.500	G4-3 G3		K						F7	4	0	1	0	1	2	4	
Fred McGriff, L (1, 10) OBP: 0.273, SLG: 0.360	G3				F7	G3-6-1			F8	5	0	0	1	0	1	5	
Julio Lugo, R (1, 6) OBP: 0.333, SLG: 0.433	G4-3				G6-3	K		G6-3		4	0	0	1	0	1	2	
Geoff Blum, S (1, 4) OBP: 0.270, SLG: 0.360	G4-3					HR				3	2	2	1	1	0	1	
Toby Hall, R (1, 2) OBP: 0.307, SLG: 0.386		G6-3				F8				4	0	0	0	0	1	2	
Joey Gathright, L (1, 8) OBP: 0.438, SLG: 0.308		G4-3								4	2	3	0	0	0	0	
Inning Stats	R: 3 H: 3 E: 0 LOB: 1 K: 0 BB: 1 S: 17 P: 29	R: 0 H: 0 E: 0 LOB: 0 K: 0 BB: 0 S: 8 P: 13	R: 0 H: 0 E: 0 LOB: 0 K: 2 BB: 0 S: 9 P: 16	R: 1 H: 1 E: 0 LOB: 0 K: 0 BB: 0 S: 6 P: 8	R: 3 H: 4 E: 0 LOB: 1 K: 1 BB: 1 S: 12 P: 21	R: 1 H: 2 E: 0 LOB: 3 K: 3 BB: 2 S: 13 P: 27	R: 0 H: 1 E: 0 LOB: 1 K: 1 BB: 0 S: 8 P: 11	R: 2 H: 3 E: 0 LOB: 1 K: 0 BB: 0 S: 11 P: 15	1B: 11 SF: 0 2B: 1 SAC: 0 3B: 0 DP: 1 HR: 2 HBP: 0	WP: 0 PA: 41 PB: 0 SB: 3 CS: 0							
PITCHER	IP WLS BF H R ER SO BB IBB HBP BLK WP HR S P ERA WHIP																
32 Roy Halladay, R (1, 1) ERA: 4.1	5.0 L 24 8 7 7 3 2 0 0 0 1 1 0 2 52 87 12.60 2.000																
Bob Fife, R (6, 1) ERA: 4.97	2.0 11 3 1 1 4 1 1 0 0 0 0 0 21 38 4.50 2.000																
Adam Peterson, R (8, 1) ERA: 16.88	1.0 6 3 2 2 0 0 0 0 0 0 0 0 11 15 18.00 3.000																

Toronto Blue Jays @ Tampa Bay Devil Rays
Tropicana Field, St. Petersburg, FL
Mon Jun 28 2004, 7:15 PM EDT
Att: 11,218 - Dome - 72 F

AB	37
R	10
H	14
RBI	10
BB	4
SO	7
LOB	18



Batter	1	2	3	4	5	6	7	8	9	AB	R	H	RBI	BB	SO	LOB	TOP								
Frank Menechino, R (1, 6) OBP: 0.387, SLG: 0.447										5	0	3	0	0	0	0									
Orlando Hudson, S (1, 4) OBP: 0.359, SLG: 0.464										4	1	1	0	0	0	2									
3 Reed Johnson, R (1, 8) OBP: 0.340, SLG: 0.409										4	1	1	0	0	0	3									
Eric Hinske, L (1, 5) OBP: 0.321, SLG: 0.362										4	1	2	0	0	2	1									
Chris Gomez, R (1, 3) OBP: 0.343, SLG: 0.337										4	0	2	1	0	0	1									
Dave Berg, R (1, 7) OBP: 0.282, SLG: 0.286										4	0	2	1	0	1	1									
Josh Phelps, R (1, 10) OBP: 0.284, SLG: 0.342										4	1	1	1	0	0	3									
Kevin Cash, R (1, 2) OBP: 0.275, SLG: 0.362										3	0	0	0	1	1	0									
15 Alex Rios, R (1, 9) OBP: 0.316, SLG: 0.349										4	0	1	0	0	1	0									
Inning Stats	R: 2 H: 3 E: 0 K: 0 S: 18	H: 3 LOB: 1 BB: 0 P: 26	R: 0 H: 0 E: 0 K: 1 S: 7	H: 0 LOB: 0 BB: 0 P: 12	R: 0 H: 1 E: 0 K: 0 S: 6	H: 0 LOB: 0 BB: 0 P: 9	R: 0 H: 0 E: 0 K: 2 S: 9	H: 0 LOB: 0 BB: 0 P: 14	R: 1 H: 1 E: 0 K: 1 S: 8	H: 1 LOB: 0 BB: 0 P: 9	R: 0 H: 2 E: 0 K: 0 S: 8	H: 1 LOB: 1 BB: 0 P: 11	R: 0 H: 3 E: 0 K: 0 S: 10	H: 3 LOB: 2 BB: 1 P: 20	R: 1 H: 3 E: 0 K: 1 S: 13	H: 3 LOB: 2 BB: 0 P: 17	R: 0 H: 0 E: 0 K: 0 S: 7	H: 0 LOB: 0 BB: 0 P: 8	1B: 12 2B: 0 3B: 0 HR: 1	SF: 0 SAC: 0 DP: 2 HBP: 0	WP: 0 PB: 0 SB: 0 CS: 2	PA: 37			
PITCHER	IP	WLS	BF	H	R	ER	SO	BB	IBB	HBP	BLK	WP	HR	S	P	ERA	WHIP								
John Halama, L (1, 1) ERA: 3.72	6.2	L	27	9	3	3	4	1	0	0	0	0	1	64	97	4.05	1.500								
Bartolome Fortunato, R (7, 1) ERA: 3.86	2.1		10	4	1	1	1	0	0	0	0	0	0	22	29	3.86	1.714								

Toronto Blue Jays @ Tampa Bay Devil Rays
Tropicana Field, St. Petersburg, FL
Tue Jun 29 2004, 7:15 PM EDT
Att: 11,640 - Dome - 72 F

livebaseballscorecards.com

AB	36
R	4
H	13
RBI	3
BB	1
SO	5
LOB	11



Batter	1	2	3	4	5	6	7	8	9	AB	R	H	RBI	BB	SO	LOB	BOTTOM								
13 Carl Crawford, L (1, 8) OBP: 0.352, SLG: 0.454										3	0	0	0	1	0	4									
Geoff Blum, S (1, 7) OBP: 0.284, SLG: 0.352										4	0	0	0	0	1	3									
5 Rocco Baldelli, R (1, 10) OBP: 0.345, SLG: 0.416										2	0	1	0	2	0	0									
Aubrey Huff, L (1, 5) OBP: 0.338, SLG: 0.419										3	0	0	0	1	0	2									
José Cruz Jr., S (1, 9) OBP: 0.376, SLG: 0.494										4	0	0	0	0	1	3									
Julio Lugo, R (1, 6) OBP: 0.329, SLG: 0.426										4	0	0	0	0	1	3									
Tino Martinez, L (1, 3) OBP: 0.376, SLG: 0.495										2	0	0	0	1	1	0									
Toby Hall, R (1, 2) OBP: 0.313, SLG: 0.391										3	0	2	0	0	0	0									
Joey Gathright, L (9, PH) OBP: 0.412, SLG: 0.286										1	0	0	0	0	1	0									
Rey Sanchez, R (1, 4) OBP: 0.308, SLG: 0.363										3	0	0	0	0	2	4									
Robert Fick, L (9, PH) OBP: 0.278, SLG: 0.338										1	0	0	0	0	1	0									
Inning Stats	R: 0 H: 0 E: 0 K: 1 S: 7	H: 0 LOB: 1 BB: 1 P: 13	R: 0 H: 0 E: 0 K: 1 S: 10	H: 0 LOB: 0 BB: 0 P: 15	R: 0 H: 0 E: 0 K: 1 S: 10	H: 0 LOB: 1 BB: 1 P: 16	R: 0 H: 0 E: 0 K: 0 S: 4	H: 0 LOB: 0 BB: 0 P: 7	R: 0 H: 1 E: 0 K: 0 S: 15	H: 1 LOB: 2 BB: 1 P: 27	R: 0 H: 1 E: 0 K: 1 S: 9	H: 1 LOB: 2 BB: 0 P: 13	R: 0 H: 0 E: 0 K: 1 S: 8	H: 0 LOB: 1 BB: 1 P: 18	R: 0 H: 0 E: 0 K: 3 S: 9	H: 0 LOB: 0 BB: 0 P: 13	1B: 2 2B: 1 3B: 0 HR: 0	SF: 0 SAC: 0 DP: 0 HBP: 1	WP: 0 PB: 0 SB: 0 CS: 0	PA: 36					
PITCHER	IP	WLS	BF	H	R	ER	SO	BB	IBB	HBP	BLK	WP	HR	S	P	ERA	WHIP								
Ted Lilly, L (1, 1) ERA: 4.04	6.0	W	26	3	0	0	3	4	0	0	0	0	0	59	99	0.00	1.167								
Vinnie Chulk, R (7, 1) ERA: 1.42	2.0	H	7	0	0	0	2	1	0	0	0	0	0	13	24	0.00	0.500								
54 Jason Frasor, R (9, 1) ERA: 1.83	1.0		3	0	0	0	3	0	0	0	0	0	0	9	13	0.00	0.000								

Toronto Blue Jays @ Tampa Bay Devil Rays
Tropicana Field, St. Petersburg, FL
Tue Jun 29 2004, 7:15 PM EDT
Att: 11,640 - Dome - 72 F

livebaseballscorecards.com

AB	30
R	0
H	3
RBI	0
BB	5
SO	8
LOB	19



Batter	1	2	3	4	5	6	7	8	9	AB	R	H	RBI	BB	SO	LOB	TOP			
Frank Menechino, R (1, 6) OBP: 0.382, SLG: 0.438	G6-3		P6				G6-3		G5-3	5	0	1	0	0	0	1				
Orlando Hudson, S (1, 4) OBP: 0.369, SLG: 0.472	B5-3		F8						3B	3	1	2	0	2	0	1				
3 Reed Johnson, R (1, 8) OBP: 0.341, SLG: 0.409	B5-3									5	1	2	0	0	0	4				
Eric Hinske, L (1, 5) OBP: 0.322, SLG: 0.370	G3		F9							5	0	2	2	0	1	5				
9 Gregg Zaun, S (1, 2) Kevin Cash, R (7, 2) OBP: 0.400, SLG: 0.413 OBP: 0.271, SLG: 0.357			P4							2	0	0	0	0	0	0				
Chris Gomez, R (1, 3) OBP: 0.347, SLG: 0.341										4	0	2	0	0	0	1				
Howie Clark, L (1, 7) OBP: 0.310, SLG: 0.366										2	0	0	0	2	0	3				
Josh Phelps, R (1, 10) OBP: 0.280, SLG: 0.336										4	0	0	0	0	1	5				
15 Alex Rios, R (1, 9) OBP: 0.314, SLG: 0.345										4	0	1	0	0	0	0				
Inning Stats	R: 0 E: 0 K: 0 S: 7	H: 0 LOB: 1 BB: 1 P: 16	R: 0 E: 0 K: 1 S: 8	H: 1 LOB: 1 BB: 0 P: 12	R: 0 E: 0 K: 0 S: 13	H: 2 LOB: 2 BB: 0 P: 19	R: 0 E: 0 K: 0 S: 7	H: 0 LOB: 1 BB: 1 P: 14	R: 0 E: 0 K: 1 S: 21	H: 2 LOB: 2 BB: 0 P: 30	R: 0 E: 0 K: 0 S: 10	H: 1 LOB: 1 BB: 0 P: 15	R: 0 E: 0 K: 1 S: 11	H: 0 LOB: 2 BB: 1 P: 19	R: 2 E: 0 K: 0 S: 10	H: 3 LOB: 1 BB: 0 P: 12	1B: 7 2B: 3 3B: 0 HR: 0	SF: 0 SAC: 0 DP: 1 HBP: 1	WP: 0 PB: 0 SB: 0 CS: 0	PA: 41
PITCHER	IP	WLS	BF	H	R	ER	SO	BB	IBB	HBP	BLK	WP	HR	S	P	ERA	WHIP			
Dewon Brazelton, R (1, 1) ERA: 2.05	5.0	W	22	5	0	0	2	2	0	0	0	0	0	56	91	0.00	1.400			
Travis Harper, R (6, 1) ERA: 4.59	2.0		8	1	0	0	0	1	0	1	0	0	0	18	30	0.00	1.000			
Lance Carter, R (8, 1) ERA: 3.44	1.2		9	3	2	2	1	1	0	0	0	0	0	19	28	10.80	2.400			
Trever Miller, L (9, 1) ERA: 2.22	0.0		1	1	0	0	0	0	0	0	0	0	0	1	1	∞	∞			
Danys Baez, R (9, 1) ERA: 3.09	0.1		1	0	0	0	0	0	0	0	0	0	0	1	2	0.00	0.000			

Toronto Blue Jays @ Tampa Bay Devil Rays
Tropicana Field, St. Petersburg, FL
Wed Jun 30 2004, 7:05 PM EDT
Att: 10,560 - Dome - 72 F

AB	36
R	2
H	10
RBI	2
BB	4
SO	3
LOB	22



Batter	1	2	3	4	5	6	7	8	9	AB	R	H	RBI	BB	SO	LOB	BOTTOM					
13 Carl Crawford, L (1, 7) OBP: 0.350, SLG: 0.451	G5-3									4	0	1	0	0	0	0						
Joey Gathright, L (1, 8) OBP: 0.425, SLG: 0.333	G1-3									4	0	2	0	0	1	0						
Aubrey Huff, L (1, 5) OBP: 0.336, SLG: 0.417	G1-3									4	0	1	0	0	0	3						
Tino Martinez, L (1, 3) OBP: 0.373, SLG: 0.495	P6									4	1	1	0	0	0	2						
José Cruz Jr., S (1, 9) OBP: 0.378, SLG: 0.504										3	2	1	1	1	1	0						
Julio Lugo, R (1, 6) OBP: 0.334, SLG: 0.429										3	1	2	0	1	0	0						
Robert Fick, L (1, 10) OBP: 0.272, SLG: 0.329										4	0	0	1	0	0	4						
Toby Hall, R (1, 2) OBP: 0.316, SLG: 0.393										4	1	2	1	0	0	1						
Rey Sanchez, R (1, 4) OBP: 0.309, SLG: 0.380										3	1	1	3	0	0	1						
Inning Stats	R: 0 E: 0 K: 0 S: 13	H: 1 LOB: 0 BB: 0 P: 15	R: 0 E: 0 K: 0 S: 6	H: 0 LOB: 0 BB: 0 P: 6	R: 0 E: 0 K: 0 S: 8	H: 3 LOB: 0 BB: 0 P: 9	R: 0 E: 0 K: 0 S: 5	H: 4 LOB: 0 BB: 1 P: 21	R: 1 E: 0 K: 0 S: 9	H: 3 LOB: 1 BB: 0 P: 10	R: 0 E: 0 K: 0 S: 5	H: 0 LOB: 0 BB: 0 P: 11	R: 0 E: 0 K: 1 S: 8	H: 0 LOB: 1 BB: 1 P: 16	R: 0 E: 0 K: 0 S: 7	H: 0 LOB: 0 BB: 0 P: 12	R: 0 E: 0 K: 1 S: 8	H: 0 LOB: 1 BB: 1 P: 16	1B: 8 2B: 1 3B: 0 HR: 2	SF: 0 SAC: 0 DP: 2 HBP: 0	WP: 0 PB: 0 SB: 1 CS: 0	PA: 35
PITCHER	IP	WLS	BF	H	R	ER	SO	BB	IBB	HBP	BLK	WP	HR	S	P	ERA	WHIP					
Josh Towers, R (1, 1) ERA: 5.35	4.2	L	24	11	6	6	1	1	0	0	0	0	0	48	60	11.57	2.571					
Michael Nakamura, R (5, 1) ERA: 7.43	2.1		7	0	0	0	0	0	0	0	0	0	0	13	24	0.00	0.000					
Bob Fife, R (8, 1) ERA: 4.61	1.0		4	0	0	0	1	1	0	0	0	0	0	8	16	0.00	1.000					

Toronto Blue Jays @ Tampa Bay Devil Rays
Tropicana Field, St. Petersburg, FL
Wed Jun 30 2004, 7:05 PM EDT
Att: 10,560 - Dome - 72 F

AB	33
R	6
H	11
RBI	6
BB	2
SO	2
LOB	11



Batter	1	2	3	4	5	6	7	8	9	AB	R	H	RBI	BB	SO	LOB	TOP					
Frank Menechino, R OBP: 0.393, SLG: 0.465	1-1 2B		0-2 G3-1		2-1 FC5-4			4-1 BB		3	0	1	0	1	0	2	Toronto Blue Jays @ Montreal Expos Hiram Bithorn Stadium, San Juan, PR Fri Jul 02 2004, 7:05 PM EDT Att. 8,220 - Overcast - 83 F					
Orlando Hudson, S OBP: 0.396, SLG: 0.471	1-2 P5			0-1 G3		0-3 K		2-2 F7		4	0	0	0	0	1	2						
3 Reed Johnson, R OBP: 0.333, SLG: 0.399	2-2 F8			1-0 G5-3		1-0 G3-1		2-2 F8		4	0	0	0	0	0	2						
Eric Hinske, L OBP: 0.325, SLG: 0.371	1-1 G3			3-2 1B		0-0 F9			0-0 P6	4	0	1	0	0	0	1						
9 Gregg Zaun, S OBP: 0.394, SLG: 0.401		2-3 K		0-1 G5-3			2-2 P5		3-1 F8	4	0	0	0	0	1	1						
15 Alex Rios, R OBP: 0.313, SLG: 0.336	0-0 F9				1-0 FC1-5 1B		3-1 F8		1-1 G3-1	4	0	1	0	0	0	0						
Howie Clark, L OBP: 0.311, SLG: 0.365		2-3 K			0-1 L9		3-1 1B			3	0	1	0	0	1	1						
Chris Gomez, R OBP: 0.341, SLG: 0.335			1-3 K		1-0 E5 FC1-5		0-0 G4-3			3	0	0	0	0	1	2						
Dave Bush, R Justin Speier, R Dave Berg, R Terry Adams, R Kerry Ligtenberg, R			1-0 L4		0-0 FC1-5 FC5-4			2-3 K		2	0	0	0	0	0	2						
Inning Stats	R: 0 E: 0 K: 0 S: 12	H: 1 LOB: 1 BB: 0 P: 17	R: 0 E: 0 K: 2 S: 8	H: 0 LOB: 0 BB: 0 P: 12	R: 0 E: 0 K: 1 S: 7	H: 0 LOB: 0 BB: 0 P: 9	R: 0 E: 0 K: 0 S: 8	H: 1 LOB: 1 BB: 0 P: 12	R: 0 E: 1 K: 0 S: 7	H: 0 LOB: 2 BB: 0 P: 11	R: 0 E: 0 K: 1 S: 7	H: 0 LOB: 0 BB: 0 P: 8	R: 0 E: 0 K: 0 S: 9	H: 1 LOB: 1 BB: 0 P: 17	R: 0 E: 0 K: 1 S: 13	H: 0 LOB: 1 BB: 1 P: 23		R: 0 E: 0 K: 0 S: 5	H: 0 LOB: 0 BB: 0 P: 9	1B: 3 2B: 1 3B: 0 HR: 0	SF: 0 SAC: 0 DP: 0 HBP: 0	WP: 0 PB: 0 SB: 1 CS: 0
PITCHER Livan Hernandez, R ERA: 3.23	IP: 9.0 WLS: W BF: 33	H: 4 R: 0 ER: 0 SO: 5	BB: 1 IBB: 0 HBP: 0 BLK: 0	WP: 0 HR: 0 S: 76 P: 118	ERA: 0.00 WHIP: 0.556																	

Batter	1	2	3	4	5	6	7	8	9	AB	R	H	RBI	BB	SO	LOB	BOTTOM			
Brad Wilkerson, L OBP: 0.352, SLG: 0.476	3-3 K		3-3 K			3-3 K	4-0 WP IBB			3	0	0	0	1	3	1	Toronto Blue Jays @ Montreal Expos Hiram Bithorn Stadium, San Juan, PR Fri Jul 02 2004, 7:05 PM EDT Att. 8,220 - Overcast - 83 F			
Endy Chavez, L OBP: 0.301, SLG: 0.372	0-2 G1-3		1-1 F9			0-0 F8	2-2 F9			4	0	0	0	0	0	3				
Jose Vidro, S OBP: 0.356, SLG: 0.453	2-1 F7			1-1 F7		3-1 24 1B		4-0 24 2B		3	2	1	0	1	0	0				
24 Nick Johnson, L OBP: 0.391, SLG: 0.468		1-1 FC6 1B		4-2 E S BB		2-1 1B	3-3 K		1-2 K	3	0	2	0	1	1	1				
Tony Batista, R OBP: 0.250, SLG: 0.367		3-2 P4		1-0 P5		2-2 1B	1-1 S		1-1 S	4	0	2	2	0	0	2				
Orlando Cabrera, R OBP: 0.298, SLG: 0.328		1-3 K		3-2 F7		0-2 G5-3	1-1 F9		2-3 F9	4	0	0	0	0	1	5				
Carl Everett, S ERA: 1.59		2-1 FC6			0-1 P6		2-3 K		1-3 K	3	0	0	0	0	1	1				
Juan Rivera, R OBP: 0.295, SLG: 0.387			1-2 SH3 1B		0-0 P6		1-2 WP SH2-4 1B			3	0	2	0	0	0	0				
Brian Schneider, L OBP: 0.304, SLG: 0.439			1-0 SH3		1-0 F9		0-0 SH2-4 1B			1	0	0	0	0	0	0				
Livan Hernandez, R OBP: 0.184, SLG: 0.263								1-2 SH2-4		1	0	0	0	0	0	0				
Inning Stats	R: 0 E: 0 K: 1 S: 10	H: 0 LOB: 0 BB: 0 P: 15	R: 0 E: 0 K: 1 S: 11	H: 1 LOB: 1 BB: 0 P: 18	R: 0 E: 0 K: 1 S: 9	H: 1 LOB: 0 BB: 0 P: 15	R: 0 E: 0 K: 0 S: 9	H: 0 LOB: 1 BB: 1 P: 18	R: 0 E: 0 K: 0 S: 4	H: 0 LOB: 0 BB: 0 P: 5	R: 1 E: 0 K: 1 S: 21	H: 3 LOB: 2 BB: 0 P: 31	R: 0 E: 0 K: 1 S: 11	H: 1 LOB: 2 BB: 1 P: 20	R: 1 E: 0 K: 2 S: 10	H: 1 LOB: 1 BB: 1 P: 20	1B: 6 2B: 1 3B: 0 HR: 0	SF: 0 SAC: 2 DP: 0 HBP: 0	WP: 1 PB: 0 SB: 3 CS: 0	PA: 34
PITCHER Dave Bush, R Justin Speier, R Terry Adams, R Kerry Ligtenberg, R	IP: 5.2 WLS: L BF: 22	H: 4 R: 1 ER: 1 SO: 4	BB: 1 IBB: 0 HBP: 0 BLK: 0	WP: 0 HR: 0 S: 18 P: 29	ERA: 1.59 WHIP: 0.882															

Batter	1	2	3	4	5	6	7	8	9	AB	R	H	RBI	BB	SO	LOB	TOP								
Howie Clark, L (1, 7) OBP: 0.301, SLG: 0.352	1-1 G3		0-2 G3		1-1 G3		1-0 P3			4	0	0	0	0	0	0	Toronto Blue Jays @ Montreal Expos Hiram Bithorn Stadium, San Juan, PR Sat Jul 03 2004, 7:05 PM EDT Att: 8,831 - Cloudy - 84 F								
Orlando Hudson, S (1, 4) OBP: 0.366, SLG: 0.469	0-1 FC5-4 1B		4-2 FC6-4 BB		2-0 L4		1-2 K			3	0	1	0	1	1	0									
3 Reed Johnson, R (1, 8) OBP: 0.329, SLG: 0.393	1-1 FC5-4 1B		1-2 FC6-4 1-2f		1-2 G4-3			3-1 F8		4	0	0	0	0	0	2									
Eric Hinske, L (1, 5) OBP: 0.333, SLG: 0.387	3-2 1-2 1B			0-1 1B 2B		2-0 G4-3 1B 2B		1-2 FC6-4 1B		4	2	4	0	0	0	0									
9 Gregg Zaun, S (1, 2) OBP: 0.391, SLG: 0.394	1-2 G1-3			4-1 1B BB		1-2 G4-3 2-3		0-1 FC6-4 1-2f		3	0	0	0	1	0	4									
15 Alex Rios, R (1, 9) OBP: 0.304, SLG: 0.325		1-2 G6-3		2-3 K		0-3 K		3-2 G6-3		4	0	0	0	0	2	4									
Chris Gomez, R (1, 3) OBP: 0.349, SLG: 0.344		1-1 G3		0-1 1-2 2-H 1B		1-1 1B		0-1 G1-6-3 1B		4	0	3	2	0	0	0									
Chris Woodward, R (1, 6) OBP: 0.305, SLG: 0.426		1-3 K		0-1 F9		1-1 G1-3		0-0 G1-6-3 1-2f		4	0	0	0	0	1	4									
32 Roy Halladay, R (1, 1) Vinnie Chulk, R (8, 1) Frank Menechino, R (9, PH) 54 Jason Frasor, R (9, 1)				0-0 F8		1-0 G4-3		0-3 K		2-3 K	3	0	0	0	0	1	2								
Inning Stats	R: 0 E: 0 K: 0 S: 14	H: 2 LOB: 2 BB: 0 P: 20	R: 0 E: 0 K: 1 S: 8	H: 0 LOB: 0 BB: 0 P: 11	R: 0 E: 0 K: 0 S: 12	H: 0 LOB: 1 BB: 1 P: 17	R: 1 E: 0 K: 1 S: 14	H: 2 LOB: 2 BB: 1 P: 21	R: 0 E: 0 K: 0 S: 6	H: 0 LOB: 0 BB: 0 P: 10	R: 1 E: 0 K: 1 S: 11	H: 2 LOB: 1 BB: 0 P: 16	R: 0 E: 0 K: 0 S: 7	H: 0 LOB: 0 BB: 0 P: 9	R: 0 E: 0 K: 0 S: 11	H: 1 LOB: 1 BB: 0 P: 18	R: 0 E: 0 K: 1 S: 7	H: 1 LOB: 0 BB: 0 P: 9	1B: 6 2B: 2 3B: 0 HR: 0	SF: 0 SAC: 0 DP: 1 HBP: 0	WP: 0 PB: 0 SB: 0 CS: 0	PA: 36			
PITCHER	IP	WLS	BF	H	R	ER	SO	BB	IBB	HBP	BLK	WP	HR	S	P	ERA	WHIP								
Tony Amas, R (1, 1) ERA: 5.6	4.0	L	18	4	1	1	2	2	0	0	0	0	0	48	69	2.25	1.500								
52 T.J. Tucker, R (5, 1) ERA: 4.94	1.0		3	0	0	0	0	0	0	0	0	0	0	6	10	0.00	0.000								
Sun-Woo Kim, R (6, 1) ERA: 4.95	2.0		8	2	1	1	3	0	0	0	0	0	0	18	25	4.50	1.000								
Joe Horgan, L (8, 1) ERA: 8.31	0.2		3	1	0	0	0	0	0	0	0	0	0	7	11	0.00	1.500								
Luis Ayala, R (8, 1) ERA: 3.24	1.1		4	1	0	0	1	0	0	0	0	0	0	11	16	0.00	0.750								

Batter	1	2	3	4	5	6	7	8	9	AB	R	H	RBI	BB	SO	LOB	BOTTOM								
Brad Wilkerson, L (1, 9) OBP: 0.351, SLG: 0.470	2-1 G2-3		2-3 K			1-0 P5		4-1 S BB		3	0	0	0	1	1	0	Toronto Blue Jays @ Montreal Expos Hiram Bithorn Stadium, San Juan, PR Sat Jul 03 2004, 7:05 PM EDT Att: 8,831 - Cloudy - 84 F								
Endy Chavez, L (1, 8) OBP: 0.304, SLG: 0.374	2-3 K		2-1 1B			2-1 G4-3 1B		3-2 F7		4	0	2	0	0	1	1									
Jose Vidro, S (1, 4) OBP: 0.352, SLG: 0.446	3-2 G1-3		1 SAFE 3-1 F7			1-2 G4-3 1-2		2-2 G1-3		4	0	0	0	0	0	3									
24 Nick Johnson, L (1, 3) OBP: 0.380, SLG: 0.452		2-3 K		0-1 G3-1		1-2 G6-3		1-3 K		4	0	0	0	0	2	2									
Tony Batista, R (1, 5) OBP: 0.253, SLG: 0.373		1-1 E 2B		2-1 P2-4-6 1B		2-1 P2		1-3 K		4	0	2	0	0	1	0									
Orlando Cabrera, R (1, 6) OBP: 0.298, SLG: 0.327		0-1 G6-3		2-2 P2-4-6 1-2f		1-2 K		0-1 FC4-6 1B		4	0	1	0	0	1	2									
Carl Everett, S (1, 7) OBP: 0.324, SLG: 0.376		0-0 E5 2-3			1-2 G6-3		0-0 BB 1B		1 SAFE 2-1 P5	4	0	1	0	0	0	2									
Brian Schneider, L (1, 2) OBP: 0.303, SLG: 0.433		0-1 G5-3				3-2 G3-1		0-0 FC4-6		3	0	0	0	1	0	3									
Tony Amas, R (1, 1) 52 T.J. Tucker, R (5, 1) Andy Tonkin, L (5, PH) Sun-Woo Kim, R (6, 1) Terrel Sledge, L (7, PH) Joe Horgan, L (8, 1) Luis Ayala, R (8, 1)				1-3 K		1-1 G2-3		0-3 K		1	0	0	0	0	1	0									
Inning Stats	R: 0 E: 0 K: 1 S: 12	H: 0 LOB: 0 BB: 0 P: 19	R: 0 E: 1 K: 1 S: 10	H: 1 LOB: 2 BB: 0 P: 13	R: 0 E: 0 K: 2 S: 10	H: 1 LOB: 1 BB: 0 P: 18	R: 0 E: 0 K: 0 S: 7	H: 1 LOB: 0 BB: 0 P: 11	R: 0 E: 0 K: 0 S: 9	H: 0 LOB: 0 BB: 0 P: 14	R: 0 E: 0 K: 2 S: 11	H: 1 LOB: 2 BB: 1 P: 18	R: 0 E: 0 K: 1 S: 10	H: 0 LOB: 1 BB: 1 P: 20	R: 0 E: 0 K: 1 S: 9	H: 1 LOB: 1 BB: 0 P: 12	1B: 5 2B: 2 3B: 0 HR: 0	SF: 0 SAC: 0 DP: 1 HBP: 0	WP: 0 PB: 0 SB: 1 CS: 0	PA: 35					
PITCHER	IP	WLS	BF	H	R	ER	SO	BB	IBB	HBP	BLK	WP	HR	S	P	ERA	WHIP								
32 Roy Halladay, R (1, 1) ERA: 3.83	7.0	W	27	5	0	0	6	1	0	0	0	0	0	68	107	0.00	0.857								
Vinnie Chulk, R (8, 1) ERA: 1.35	1.0	H	4	0	0	0	1	1	0	0	0	0	0	10	20	0.00	1.000								
54 Jason Frasor, R (9, 1) ERA: 1.78	1.0	S	4	1	0	0	1	0	0	0	0	0	0	9	12	0.00	1.000								

Batter	1	2	3	4	5	6	7	8	9	AB	R	H	RBI	BB	SO	LOB	TOP					
Frank Menechino, R OBP: 0.392, SLG: 0.463	F9			P4		3 1B		P5	BB	4	0	1	0	1	0	0	Toronto Blue Jays @ Montreal Expos Hiram Bithorn Stadium, San Juan, PR Sun Jul 04 2004, 1:35 PM EDT Att: 8,279 - Unknown - 86 F					
Orlando Hudson, S OBP: 0.373, SLG: 0.467	3 CS			G4-3		3 1B		K	BB	3	0	1	1	2	1	0						
3 Reed Johnson, R OBP: 0.327, SLG: 0.390	G5-3			G6-3		1B		K	K	5	0	1	0	0	2	4						
Eric Hinske, L OBP: 0.338, SLG: 0.390						15 1B			15 1B	3	2	0	1	1	3							
Chris Gomez, R OBP: 0.342, SLG: 0.337						SF8			P6	4	0	0	0	0	2	6						
15 Alex Rios, R OBP: 0.309, SLG: 0.331						1B			P3	4	1	2	0	0	2	4						
Dave Berg, R OBP: 0.283, SLG: 0.299						1B			9 1B	3	1	1	2	0	2	0						
Kevin Cash, R OBP: 0.271, SLG: 0.348						G4-3			P3	3	0	0	0	1	1	2						
Ted Lilly, L Justin Speier, R Terry Adams, R Howie Clark, L Bob File, R Pat Hentgen, R 9 Gregg Zaun, S									BB	2	0	0	0	0	0	2		2				
									1B	1	0	1	1	0	0	0						
Inning Stats	R: 0 E: 0 K: 0 S: 8	H: 1 LOB: 0 BB: 0 P: 13	R: 0 E: 0 K: 2 S: 11	H: 1 LOB: 1 BB: 0 P: 14	R: 0 E: 0 K: 2 S: 7	H: 0 LOB: 0 BB: 0 P: 11	R: 0 E: 0 K: 0 S: 7	H: 0 LOB: 0 BB: 0 P: 11	R: 1 E: 0 K: 2 S: 13	H: 2 LOB: 2 BB: 1 P: 23	R: 0 E: 0 K: 2 S: 16	H: 2 LOB: 3 BB: 1 P: 25	R: 0 E: 0 K: 2 S: 9	H: 0 LOB: 0 BB: 0 P: 12	R: 0 E: 0 K: 2 S: 9	H: 0 LOB: 0 BB: 0 P: 15	R: 3 E: 0 K: 1 S: 27	H: 3 LOB: 3 BB: 3 P: 47	1B: 8 2B: 2 3B: 0 HR: 0	SF: 1 SAC: 0 DP: 1 HBP: 0	WP: 0 PB: 0 SB: 0 CS: 2	PA: 39
PITCHER	IP	WLS	BF	H	R	ER	SO	BB	IBB	HBP	BLK	WP	HR	S	P	ERA	WHIP					
Shawn Hill, R ERA: 10.57	5.0	W	21	6	1	1	6	2	0	0	0	0	0	53	85	1.80	1.600					
Claudio Vargas, R ERA: 5.45	3.0	H	9	0	0	0	6	0	0	0	0	0	0	27	39	0.00	0.000					
32 Chad Cordero, R ERA: 3.07	0.2		8	3	3	3	0	3	0	0	0	0	0	22	42	40.50	9.000					
Joe Horgan, L ERA: 8.0	0.1	S	1	0	0	0	1	0	0	0	0	0	0	5	5	0.00	0.000					

Batter	1	2	3	4	5	6	7	8	9	AB	R	H	RBI	BB	SO	LOB	BOTTOM					
Brad Wilkerson, L OBP: 0.352, SLG: 0.471	K							K		4	2	1	0	1	3	0	Toronto Blue Jays @ Montreal Expos Hiram Bithorn Stadium, San Juan, PR Sun Jul 04 2004, 1:35 PM EDT Att: 8,279 - Unknown - 86 F					
Termel Sledge, L OBP: 0.324, SLG: 0.426										0	0	0	0	0	0	0						
Orlando Cabrera, R OBP: 0.299, SLG: 0.328										5	2	2	1	0	0	1						
Jose Vidro, S OBP: 0.356, SLG: 0.447										4	1	2	1	1	0	1						
Jamey Carroll, R OBP: 0.364, SLG: 0.385										0	0	0	0	0	0	0						
Tony Batista, R OBP: 0.253, SLG: 0.375										4	0	1	2	0	1	4						
Carl Everett, S OBP: 0.330, SLG: 0.381										4	0	2	2	0	1	0						
Endy Chavez, L OBP: 0.304, SLG: 0.374										0	0	0	0	0	0	0						
Juan Rivera, R OBP: 0.300, SLG: 0.395										4	0	2	0	0	0	4						
24 Nick Johnson, L OBP: 0.376, SLG: 0.441										3	1	0	0	1	1	2						
Einar Diaz, R OBP: 0.269, SLG: 0.267										3	0	0	0	1	0	2						
Shawn Hill, R Claudio Vargas, R 32 Chad Cordero, R Joe Horgan, L										2	0	0	0	0	2	2						
										1	0	0	0	0	0	0						
										0	0	0	0	0	0	0						
										0	0	0	0	0	0	0						
Inning Stats	R: 0 E: 0 K: 1 S: 10	H: 1 LOB: 1 BB: 0 P: 16	R: 0 E: 0 K: 1 S: 10	H: 1 LOB: 1 BB: 0 P: 13	R: 1 E: 0 K: 1 S: 13	H: 2 LOB: 1 BB: 0 P: 20	R: 0 E: 1 K: 2 S: 12	H: 1 LOB: 2 BB: 1 P: 22	R: 1 E: 1 K: 2 S: 19	H: 2 LOB: 2 BB: 0 P: 27	R: 4 E: 0 K: 0 S: 13	H: 3 LOB: 3 BB: 3 P: 25	R: 0 E: 0 K: 0 S: 7	H: 0 LOB: 0 BB: 0 P: 9	R: 0 E: 0 K: 1 S: 7	H: 0 LOB: 0 BB: 0 P: 12	1B: 7 2B: 3 3B: 0 HR: 0	SF: 0 SAC: 1 DP: 0 HBP: 0	WP: 0 PB: 0 SB: 0 CS: 0	PA: 39		
PITCHER	IP	WLS	BF	H	R	ER	SO	BB	IBB	HBP	BLK	WP	HR	S	P	ERA	WHIP					
Ted Lilly, L ERA: 4.01	5.0	L	25	7	3	2	7	1	1	0	0	0	0	65	103	3.60	1.600					
Justin Speier, R ERA: 5.63	0.2		4	1	0	0	0	0	1	0	0	0	0	6	10	0.00	1.500					
Terry Adams, R ERA: 4.5	0.1		4	2	3	3	0	1	0	0	0	0	0	6	10	81.00	9.000					
Bob File, R ERA: 4.3	1.0		3	0	0	0	0	0	0	0	0	0	0	7	9	0.00	0.000					
Pat Hentgen, R ERA: 6.34	1.0		3	0	0	0	1	0	0	0	0	0	0	7	12	0.00	0.000					

AB	33
R	4
H	9
RBI	4
BB	5
SO	13
LOB	21



Batter	1	2	3	4	5	6	7	8	9	AB	R	H	RBI	BB	SO	LOB	TOP										
51 Ichiro Suzuki, L (1, 9) OBP: 0.398, SLG: 0.398	1-1 F8	2-1 G6-3		1-0 S 1B		0-1 FC5-4			0-1 1B	5	1	2	1	0	0	1											
Randy Winn, S (1, 8) OBP: 0.339, SLG: 0.406	2-1 HR		4-1 G6-3 BB	1-2 BB		1-0 G4-3			3-2 F8 1B SF7	3	2	2	1	2	0	1											
Bret Boone, R (1, 4) OBP: 0.304, SLG: 0.396	1-1 2B		0-1 G6-3	3-3 K			1-1 FC3-6 1B		1-2 1B	5	0	3	1	0	1	4											
Edgar Martinez, R (1, 10) OBP: 0.344, SLG: 0.380	2-1 G5-3		3-1 BB 1B	0-1 L9			3-3 K		0-0 F8	5	0	1	0	0	1	7											
John Olerud, L (1, 3) OBP: 0.359, SLG: 0.370	0-0 G4-3		4-2 BB	1-2 BB	1-3 K		1-1 FC3-6		0-0 SF7	3	0	0	1	1	1	2											
Rich Aurilia, R (1, 6) OBP: 0.304, SLG: 0.339		0-0 F9	3-1 F7		0-0 F7		3-3 K		3-H P5	4	0	0	0	0	1	3											
Dave Hansen, L (9, PH) OBP: 0.429, SLG: 0.426										1	0	0	0	0	0	1											
Jolbert Cabrera, R (1, 7) OBP: 0.303, SLG: 0.394		4-1 HR BB		2-2 G6-3	0-1 G4-3				0-1 P3	3	1	0	0	1	0	0											
Scott Spiezio, S (1, 5) OBP: 0.297, SLG: 0.387		1-0 HR		4-0 2B 51 1B BB			3-2 P2		0-0 G1-3	3	2	1	2	1	0	0											
Dan Wilson, R (1, 2) OBP: 0.313, SLG: 0.343	1-2 F8			0-2 51 1B 2B			4-0 51 FC5-4 BB		1-1 F8	3	0	1	0	1	0	0											
Inning Stats	R: 1 E: 0 K: 0 S: 9	H: 2 LOB: 1 BB: 0 P: 15	R: 2 E: 0 K: 0 S: 8	H: 1 LOB: 0 BB: 1 P: 16	R: 0 E: 0 K: 0 S: 9	H: 1 LOB: 2 BB: 2 P: 23	R: 1 E: 0 K: 1 S: 18	H: 2 LOB: 3 BB: 2 P: 32	R: 0 E: 0 K: 1 S: 6	H: 0 LOB: 0 BB: 0 P: 7	R: 0 E: 0 K: 0 S: 6	H: 0 LOB: 1 BB: 1 P: 14	R: 0 E: 0 K: 2 S: 11	H: 1 LOB: 1 BB: 0 P: 19	R: 0 E: 0 K: 0 S: 5	H: 0 LOB: 0 BB: 0 P: 6	R: 2 E: 0 K: 0 S: 14	H: 3 LOB: 1 BB: 0 P: 20	1B: 6 2B: 2 3B: 0 HR: 2	SF: 1 SAC: 0 DP: 1 HBP: 0	WP: 0 PB: 0 SB: 1 CS: 0	PA: 42					
PITCHER	IP	WLS	BF	H	R	ER	SO	BB	IBB	HBP	BLK	WP	HR	S	P	ERA	WHIP										
Miguel Batista, R (1, 1) ERA: 3.85	6.0	W	29	6	4	4	2	6	0	0	0	0	2	56	107	6.00	2.000										
Vinnie Chulk, R (7, 1) ERA: 1.23	2.0	H	7	1	0	0	2	0	0	0	0	0	0	16	25	0.00	0.500										
54 Jason Frasor, R (9, 1) ERA: 2.23	1.0	S	6	3	2	2	0	0	0	0	0	0	0	14	20	18.00	3.000										

Seattle Mariners @ Toronto Blue Jays
SkyDome, Toronto, ON
Tue Jul 06 2004, 7:05 PM EDT
Att: 16,262 - Sunny - 72 F

AB 35
R 6
H 10
RBI 6
BB 6
SO 4
LOB 19



Batter	1	2	3	4	5	6	7	8	9	AB	R	H	RBI	BB	SO	LOB	BOTTOM										
Frank Menechino, R (1, 6) OBP: 0.387, SLG: 0.461	2-1 SH5-3 3 HR 2B	1-1 F8	0-1 L1			1-2 G4-3			3-2 P4	5	1	1	0	0	0	2											
Orlando Hudson, S (1, 4) OBP: 0.367, SLG: 0.458	0-0 SH5-3	3-2 F9		0-1 G1-3		0-0 G5-3			3-3 K	4	0	0	0	0	1	0											
3 Reed Johnson, R (1, 8) OBP: 0.328, SLG: 0.400	0-1 HR	0-1 1B		3-2 F9		3-3 K			1-1 G5-3	5	1	2	2	0	1	0											
Carlos Delgado, L (1, 3) OBP: 0.341, SLG: 0.419	1-0 9 1B 2B	1 SAFE 0-1 F9		1-1 F8			4-2 9 G4-3 HBP			3	1	1	0	0	0	1											
9 Gregg Zaun, S (1, 2) OBP: 0.391, SLG: 0.394	2-2 15 FC5-4 1B HR 1B		3-2 G5-3		1-0 F9		1 SAFE 3-2 G4-3			4	1	1	1	0	0	1											
Eric Hinske, L (1, 5) OBP: 0.343, SLG: 0.395	1-2 15 FC5-4 1B		1-3 K		1-2 15 FC6-4 1B		1-1 15 2B 1B			4	0	3	0	0	1	0											
15 Alex Rios, R (1, 9) OBP: 0.315, SLG: 0.351	1-0 FC5-4 HR		2-2 1B 2B		1-1 FC6-4 BB		1 SAFE 2-2 1-2 1-3 2B			4	2	2	0	0	0	3											
Josh Phelps, R (1, 10) OBP: 0.300, SLG: 0.365	1-1 HR		4-1 1B BB		4-2 1-2 BB		4-2 FC6-4 BB			1	1	1	3	3	0	0											
Dave Berg, R (1, 7) OBP: 0.282, SLG: 0.297	3-H F8		0-0 1-3 2-H 1B		1-2 L9		1-2 FC6-4			4	0	1	1	0	0	5											
Inning Stats	R: 6 E: 0 K: 0 S: 20	H: 6 LOB: 0 BB: 0 P: 31	R: 0 E: 0 K: 0 S: 9	H: 1 LOB: 1 BB: 0 P: 13	R: 1 E: 0 K: 1 S: 14	H: 2 LOB: 2 BB: 1 P: 24	R: 0 E: 0 K: 0 S: 9	H: 0 LOB: 0 BB: 0 P: 13	R: 0 E: 0 K: 0 S: 13	H: 1 LOB: 2 BB: 1 P: 21	R: 0 E: 0 K: 1 S: 7	H: 0 LOB: 0 BB: 0 P: 11	R: 0 E: 0 K: 0 S: 13	H: 2 LOB: 3 BB: 1 P: 27	R: 0 E: 0 K: 1 S: 9	H: 0 LOB: 0 BB: 0 P: 16	1B: 6 2B: 4 3B: 0 HR: 2	SF: 0 SAC: 1 DP: 0 HBP: 1	WP: 0 PB: 0 SB: 0 CS: 0	PA: 39							
PITCHER	IP	WLS	BF	H	R	ER	SO	BB	IBB	HBP	BLK	WP	HR	S	P	ERA	WHIP										
Jamie Moyer, L (1, 1) ERA: 4.24	5.0	L	27	10	7	7	1	2	0	0	0	0	2	65	102	12.60	2.400										
Ron Villone, L (6, 1) ERA: 3.0	1.2		7	2	0	0	1	0	0	1	0	0	0	17	31	0.00	1.200										
20 J.J. Putz, R (7, 1) ERA: 5.29	1.1		5	0	0	0	1	1	0	0	0	0	0	12	23	0.00	0.750										

Seattle Mariners @ Toronto Blue Jays
SkyDome, Toronto, ON
Tue Jul 06 2004, 7:05 PM EDT
Att: 16,262 - Sunny - 72 F

AB 34
R 7
H 12
RBI 7
BB 3
SO 3
LOB 12



Batter	1	2	3	4	5	6	7	8	9	AB	R	H	RBI	BB	SO	LOB	TOP					
51 Ichiro Suzuki, L (1, 9) OBP: 0.369, SLG: 0.399	0-0 G4-3 2B	4-0 1B IBB		1-2 E9 1B F9-2 1B		0-0 F8		1-2 F8		4	1	2	0	1	0	2	Seattle Mariners @ Toronto Blue Jays SkyDome, Toronto, ON Thu Jul 08 2004, 7:05 PM EDT Att: 16,188 - Overcast - 66 F					
Randy Winn, S (1, 8) OBP: 0.347, SLG: 0.425 (8, 7)	1-2 G4-3	1-1 FC6-4 1B		0-2 1B			0-1 G3-1 2B	0-0 HR		5	2	4	4	0	0	1						
Bret Boone, R (1, 4) OBP: 0.304, SLG: 0.395	3-2 2B SF7 1B	L5		1-0 F9-2 3H			2-1 G3-1	2-3 K		5	1	1	0	0	1	6						
Edgar Martinez, R (1, 10) OBP: 0.344, SLG: 0.382	3-1 1B 2B	0-2 FC6-4		1-3 K			0-0 BB 1B		0-0 F8	5	0	2	2	0	1	2						
John Olerud, L (1, 3) OBP: 0.356, SLG: 0.366	1-1 SF7		1-1 F7		2-1 G6-3		3-H BB 1B	0-2 G6-3		3	0	0	1	1	0	0						
Rich Aurilia, R (1, 6) OBP: 0.305, SLG: 0.339	1-3 K		0-1 F9		1-2 F8		1-0 BB G5-4-3	0-0 F8		5	0	0	0	0	1	3						
Justin Leone, R (1, 5) OBP: 0.300, SLG: 0.571		2-2 SH5-4 1B	0-0 S 1B		0-1 F8			2-0 SH5-4 1B HBP		3	2	2	0	0	0	0						
Dan Wilson, R (1, 2) OBP: 0.318, SLG: 0.348		2-2 SH5-4 1B	3-2 F7		0-1 FC6-4 1B			1-1 SH5-4		3	1	2	0	0	0	1						
16 Willie Bloomquist, R (1, 7) OBP: 0.247, SLG: 0.271		1-1 SH5-4		2-0 G3-1		0-2 FC6-4		0-1 HR 1B		2	0	0	0	0	0	1						
Dave Hansen, L (8, PH) OBP: 0.434, SLG: 0.424		1-2 2-3				1-2				1	0	1	1	0	0	0						
Hiram Bocachica, R (8, PR) OBP: 0.333, SLG: 0.365										0	1	0	0	0	0	0						
Inning Stats	R: 2 E: 0 K: 1 S: 15	H: 3 LOB: 1 BB: 0 P: 24	R: 2 E: 0 K: 0 S: 15	H: 3 LOB: 2 BB: 1 P: 25	R: 0 E: 0 K: 0 S: 8	H: 1 LOB: 1 BB: 0 P: 12	R: 0 E: 1 K: 0 S: 10	H: 2 LOB: 1 BB: 0 P: 14	R: 0 E: 0 K: 1 S: 9	H: 0 LOB: 0 BB: 0 P: 13	R: 0 E: 0 K: 0 S: 8	H: 1 LOB: 1 BB: 0 P: 8	R: 1 E: 0 K: 0 S: 6	H: 2 LOB: 1 BB: 1 P: 13	R: 3 E: 0 K: 1 S: 12	H: 2 LOB: 1 BB: 0 P: 17	R: 0 E: 0 K: 0 S: 5	H: 0 LOB: 0 BB: 0 P: 5	1B: 10 2B: 4 3B: 0 HR: 1	SF: 1 SAC: 2 DP: 2 HBP: 1	WP: 0 PB: 0 SB: 1 CS: 0	PA: 42
PITCHER	IP WLS BF H R ER SO BB IBB HBP BLK WP HR S P ERA WHIP	IP WLS BF H R ER SO BB IBB HBP BLK WP HR S P ERA WHIP	IP WLS BF H R ER SO BB IBB HBP BLK WP HR S P ERA WHIP	IP WLS BF H R ER SO BB IBB HBP BLK WP HR S P ERA WHIP	IP WLS BF H R ER SO BB IBB HBP BLK WP HR S P ERA WHIP	IP WLS BF H R ER SO BB IBB HBP BLK WP HR S P ERA WHIP	IP WLS BF H R ER SO BB IBB HBP BLK WP HR S P ERA WHIP	IP WLS BF H R ER SO BB IBB HBP BLK WP HR S P ERA WHIP	IP WLS BF H R ER SO BB IBB HBP BLK WP HR S P ERA WHIP	IP WLS BF H R ER SO BB IBB HBP BLK WP HR S P ERA WHIP	IP WLS BF H R ER SO BB IBB HBP BLK WP HR S P ERA WHIP	IP WLS BF H R ER SO BB IBB HBP BLK WP HR S P ERA WHIP	IP WLS BF H R ER SO BB IBB HBP BLK WP HR S P ERA WHIP	IP WLS BF H R ER SO BB IBB HBP BLK WP HR S P ERA WHIP	IP WLS BF H R ER SO BB IBB HBP BLK WP HR S P ERA WHIP	IP WLS BF H R ER SO BB IBB HBP BLK WP HR S P ERA WHIP						
Dave Bush, R (1, 1) ERA: 3.86	6.0	28	10	4	4	2	0	1	0	0	0	0	0	65	96	6.00	1.667					
Bob Fife, R (7, 1) ERA: 4.5	1.0	5	2	1	1	0	1	0	0	0	0	0	0	6	13	9.00	3.000					
Vinnie Chulk, R (8, 1) ERA: 2.35	1.0	6	2	3	3	1	0	0	1	0	0	0	1	12	17	27.00	2.000					
Justin Speier, R (9, 1) ERA: 5.46	1.0	3	0	0	0	0	0	0	0	0	0	0	0	5	5	0.00	0.000					
Batter	1	2	3	4	5	6	7	8	9	AB	R	H	RBI	BB	SO	LOB	BOTTOM					
Chris Gomez, R (1, 6) OBP: 0.357, SLG: 0.359	2-1 HBP 2B	0-2 3 HBP 1B		2-2 3 P5 1B	2-2 G5-3		1-1 L6		0-2 3 HR 1B	6	1	4	0	0	0	1	Seattle Mariners @ Toronto Blue Jays SkyDome, Toronto, ON Thu Jul 08 2004, 7:05 PM EDT Att: 16,188 - Overcast - 66 F					
Orlando Hudson, S (1, 4) OBP: 0.359, SLG: 0.439	4-2 3 HBP BB	3-3 K		2-1 F8		4-1 BB 3 BB	1-1 G5-3		1-3 K	4	0	0	0	2	2	6						
3 Reed Johnson, R (1, 8) OBP: 0.335, SLG: 0.403	2-1 1-2 2-3 HBP	1-0 1-2 2-3 HBP		2-2 P5		1-2 BB BB		2-2 G5-3	1-2 HR 1B	3	1	1	1	1	0	1						
Carlos Delgado, L (1, 3) OBP: 0.333, SLG: 0.421	0-0 P5	0-0 P2		1-2 15 1B 3B 1B		2-0 F8		2-3 K	0-0 HR	6	2	2	3	0	1	8						
9 Gregg Zaun, S (1, 2) OBP: 0.394, SLG: 0.395	3-3 K		0-1 G3-1 15 1B 2B		3-2 F8		2-2 L5		2-1 1B 1B	5	1	2	0	0	1	6						
Chris Woodward, R (8, PR) OBP: 0.305, SLG: 0.426										0	0	0	0	0	0	0						
Kevin Cash, R (9, 2) OBP: 0.271, SLG: 0.348										0	0	0	0	0	0	0						
Eric Hinske, L (1, 5) OBP: 0.348, SLG: 0.396	1-2 G4-3		1-0 G3-1		1-1 15 1B		4-0 1B		0-0 1B	4	1	2	0	1	0	4						
15 Alex Rios, R (1, 9) OBP: 0.329, SLG: 0.380		1-2 G5-3	0-0 S 1B		0-1 3B 1B		1-3 K		1-0 F8	5	1	2	1	0	1	5						
Josh Phelps, R (1, 10) OBP: 0.311, SLG: 0.408		2-1 1B 3 HBP 1B	2-2 F9		2-0 SF8 3B		1-1 FC6-4 HBP		0-3 K	4	2	2	3	0	1	1						
Dave Berg, R (1, 7) OBP: 0.286, SLG: 0.328		1-1 3 HBP 1B	1-1 G4-3		0-0 SF8		2-2 FC6-4		3-2 HR	4	1	2	2	0	0	2						
Inning Stats	R: 0 E: 0 K: 1 S: 13	H: 1 LOB: 3 BB: 1 P: 25	R: 1 E: 0 K: 1 S: 14	H: 3 LOB: 0 BB: 0 P: 22	R: 1 E: 0 K: 0 S: 9	H: 2 LOB: 1 BB: 0 P: 13	R: 0 E: 0 K: 0 S: 9	H: 1 LOB: 0 BB: 0 P: 15	R: 4 E: 0 K: 0 S: 16	H: 4 LOB: 0 BB: 0 P: 25	R: 0 E: 0 K: 1 S: 12	H: 0 LOB: 3 BB: 3 P: 29	R: 0 E: 0 K: 0 S: 10	H: 0 LOB: 1 BB: 0 P: 15	R: 0 E: 0 K: 1 S: 12	H: 2 LOB: 2 BB: 0 P: 19	R: 4 E: 0 K: 2 S: 25	H: 4 LOB: 4 BB: 0 P: 30	1B: 12 2B: 2 3B: 1 HR: 2	SF: 1 SAC: 0 DP: 0 HBP: 3	WP: 0 PB: 0 SB: 1 CS: 0	PA: 49
PITCHER	IP WLS BF H R ER SO BB IBB HBP BLK WP HR S P ERA WHIP	IP WLS BF H R ER SO BB IBB HBP BLK WP HR S P ERA WHIP	IP WLS BF H R ER SO BB IBB HBP BLK WP HR S P ERA WHIP	IP WLS BF H R ER SO BB IBB HBP BLK WP HR S P ERA WHIP	IP WLS BF H R ER SO BB IBB HBP BLK WP HR S P ERA WHIP	IP WLS BF H R ER SO BB IBB HBP BLK WP HR S P ERA WHIP	IP WLS BF H R ER SO BB IBB HBP BLK WP HR S P ERA WHIP	IP WLS BF H R ER SO BB IBB HBP BLK WP HR S P ERA WHIP	IP WLS BF H R ER SO BB IBB HBP BLK WP HR S P ERA WHIP	IP WLS BF H R ER SO BB IBB HBP BLK WP HR S P ERA WHIP	IP WLS BF H R ER SO BB IBB HBP BLK WP HR S P ERA WHIP	IP WLS BF H R ER SO BB IBB HBP BLK WP HR S P ERA WHIP	IP WLS BF H R ER SO BB IBB HBP BLK WP HR S P ERA WHIP	IP WLS BF H R ER SO BB IBB HBP BLK WP HR S P ERA WHIP	IP WLS BF H R ER SO BB IBB HBP BLK WP HR S P ERA WHIP	IP WLS BF H R ER SO BB IBB HBP BLK WP HR S P ERA WHIP						
Ryan Franklin, R (1, 1) ERA: 5.28	5.0	28	11	6	6	2	1	0	2	0	0	0	0	61	100	10.80	2.400					
Ron Villone, L (8, 1) ERA: 2.87	2.1	11	0	0	0	1	3	0	1	0	0	0	0	25	49	0.00	1.286					
Mike Myers, L (8, 1) ERA: 4.15	0.1	3	2	0	0	1	0	0	0	0	0	0	0	8	12	0.00	6.000					
Shigetoshi Hasegawa, R (8, 1) ERA: 5.5	0.1	1	0	0	0	0	0	0	0	0	0	0	0	1	2	0.00	0.000					
Eddie Guardado, L (9, 1) ERA: 2.06	0.2	6	4	4	4	2	0	0	0	0	0	0	0	25	30	54.00	6.000					

Batter	1	2	3	4	5	6	7	8	9	AB	R	H	RBI	BB	SO	LOB	TOP					
David Eckstein, R (1, 6) OBP: 0.347, SLG: 0.347		SH5-3						SH2-4		3	2	3	0	0	0	0						
9 Chone Figgins, S (1, 5) OBP: 0.397, SLG: 0.453		P6						FC1-2		5	1	1	0	0	0	5						
16 Garret Anderson, L (1, 8) OBP: 0.368, SLG: 0.488		F9								3	1	1	1	2	1	1						
27 Vladimir Guerrero, R (1, 9) OBP: 0.388, SLG: 0.592										5	0	2	3	0	1	1						
Jose Guillen, R (1, 10) OBP: 0.369, SLG: 0.516										4	0	3	1	0	0	2						
Darin Erstad, L (1, 3) OBP: 0.341, SLG: 0.391										4	0	2	0	1	1	1						
Jeff DaVanon, S (1, 7) OBP: 0.390, SLG: 0.433										5	0	1	0	0	0	3						
José Molina, R (1, 2) OBP: 0.269, SLG: 0.369										4	0	0	0	0	0	6						
Adam Kennedy, L (1, 4) OBP: 0.322, SLG: 0.375		SH5-3								4	1	3	0	0	0	0						
Inning Stats	R: 3 E: 1 K: 0 S: 18	H: 5 LOB: 2 BB: 0 P: 27	R: 0 E: 0 K: 0 S: 7	H: 1 LOB: 1 BB: 0 P: 9	R: 0 E: 0 K: 1 S: 10	H: 2 LOB: 1 BB: 0 P: 13	R: 2 E: 0 K: 0 S: 15	H: 3 LOB: 2 BB: 1 P: 25	R: 0 E: 0 K: 1 S: 7	H: 0 LOB: 0 BB: 0 P: 12	R: 0 E: 0 K: 0 S: 8	H: 1 LOB: 0 BB: 0 P: 10	R: 0 E: 1 K: 1 S: 13	H: 2 LOB: 3 BB: 1 P: 20	R: 0 E: 0 K: 0 S: 7	H: 2 LOB: 2 BB: 1 P: 12	R: 0 E: 0 K: 0 S: 5	H: 0 LOB: 0 BB: 0 P: 9	1B: 15 2B: 1 3B: 0 HR: 0	SF: 0 SAC: 2 DP: 2 HBP: 1	WP: 1 PB: 1 SB: 1 CS: 1	PA: 43
PITCHER	IP WLS BF H R ER SO BB IBB HBP BLK WP HR S P ERA WHIP																					
32 Roy Halladay, R (1, 1) ERA: 4.03	6.0 L 29 12 5 5 2 1 0 0 0 0 0 0 65 96 7.50 2.167																					
Terry Adams, R (7, 1) ERA: 4.38	1.0 6 2 0 0 1 1 0 0 0 0 0 0 13 20 0.00 3.000																					
Kerry Ligtenberg, R (8, 1) ERA: 4.3	1.0 5 2 0 0 0 1 0 0 0 0 0 0 7 12 0.00 3.000																					
Justin Speier, R (9, 1) ERA: 5.29	1.0 3 0 0 0 0 0 0 0 1 0 0 0 5 9 0.00 0.000																					

Anaheim Angels @ Toronto Blue Jays
SkyDome, Toronto, ON
Fri Jul 09 2004, 7:05 PM EDT
Att: 15,071 - Sunny - 66 F

AB 37
R 5
H 16
RBI 5
BB 3
SO 3
LOB 19



Batter	1	2	3	4	5	6	7	8	9	AB	R	H	RBI	BB	SO	LOB	BOTTOM			
3 Reed Johnson, R (1, 8) OBP: 0.334, SLG: 0.401		F8						K		4	0	1	0	0	1	1				
Orlando Hudson, S (1, 4) OBP: 0.354, SLG: 0.432								P4		4	0	0	0	0	1	0				
Eric Hinske, L (1, 5) OBP: 0.348, SLG: 0.404										4	1	1	1	0	0	0				
Carlos Delgado, L (1, 3) OBP: 0.332, SLG: 0.418										4	1	1	0	0	2	0				
9 Gregg Zaun, S (1, 2) OBP: 0.396, SLG: 0.400										3	1	1	0	1	0	0				
Dave Berg, R (9, PR) OBP: 0.286, SLG: 0.328										0	0	0	0	0	0	0				
15 Alex Rios, R (1, 9) OBP: 0.327, SLG: 0.390										4	1	1	2	0	0	1				
Josh Phelps, R (1, 10) OBP: 0.308, SLG: 0.403										3	0	0	0	0	1	0				
Howie Clark, L (1, 7) OBP: 0.291, SLG: 0.339										3	0	0	0	0	0	1				
Chris Woodward, R (1, 6) OBP: 0.299, SLG: 0.416										3	0	0	0	0	1	1				
Inning Stats	R: 0 E: 0 K: 0 S: 6	H: 3 LOB: 1 BB: 0 P: 27	R: 0 E: 0 K: 1 S: 6	H: 0 LOB: 0 BB: 0 P: 8	R: 0 E: 0 K: 0 S: 5	H: 0 LOB: 0 BB: 0 P: 8	R: 0 E: 0 K: 0 S: 6	H: 1 LOB: 0 BB: 0 P: 10	R: 1 E: 0 K: 1 S: 9	H: 1 LOB: 0 BB: 0 P: 14	R: 0 E: 0 K: 1 S: 8	H: 0 LOB: 0 BB: 0 P: 12	R: 0 E: 0 K: 1 S: 7	H: 0 LOB: 0 BB: 0 P: 10	R: 0 E: 0 K: 1 S: 9	H: 0 LOB: 1 BB: 1 P: 16	1B: 2 2B: 1 3B: 1 HR: 1	SF: 0 SAC: 0 DP: 0 HBP: 0	WP: 0 PB: 0 SB: 0 CS: 0	PA: 34
PITCHER	IP WLS BF H R ER SO BB IBB HBP BLK WP HR S P ERA WHIP																			
40 Bartolo Colon, R (1, 1) ERA: 6.38	7.0 W 26 5 4 3 4 0 0 0 0 0 0 0 61 90 3.86 0.714																			
Francisco Rodríguez, R (8, 1) ERA: 1.37	1.0 H 3 0 0 0 1 0 0 0 0 0 0 0 7 10 0.00 0.000																			
Troy Percival, R (9, 1) ERA: 4.57	1.0 S 4 0 0 0 1 1 0 0 0 0 0 0 9 16 0.00 1.000																			


Anaheim Angels @ Toronto Blue Jays
SkyDome, Toronto, ON
Fri Jul 09 2004, 7:05 PM EDT
Att: 15,071 - Sunny - 66 F


AB 32
R 4
H 5
RBI 3
BB 1
SO 6
LOB 4



Batter	1	2	3	4	5	6	7	8	9	AB	R	H	RBI	BB	SO	LOB	TOP					
David Eckstein, R (1, 6) OBP: 0.350, SLG: 0.348	G4-3			K	9 2B		F8		1B	5	1	2	1	0	1	0	Anaheim Angels @ Toronto Blue Jays SkyDome, Toronto, ON Sat Jul 10 2004, 4:05 PM EDT Att: 20,635 - Sunny - 77 F					
9 Chone Figgins, S (1, 4) OBP: 0.397, SLG: 0.460	F8			L6	1-2 2-3 3-H		27 1B		F7	6	1	2	3	0	0	3						
16 Garret Anderson, L (1, 8) OBP: 0.369, SLG: 0.483	G3-1			27 2B	F8		27 1B		G1-3	4	1	1	0	1	0	1						
27 Vladimir Guerrero, R (1, 9) OBP: 0.394, SLG: 0.592										3	1	2	1	2	1	0						
30 Robb Quinlan, R (8, PR) OBP: 0.333, SLG: 0.338										0	0	0	0	0	0	0						
Jose Guillen, R (1, 10) OBP: 0.369, SLG: 0.513										4	1	1	1	1	1	4						
Darin Erstad, L (1, 3) OBP: 0.338, SLG: 0.387										5	1	1	0	0	0	2						
Tim Salmon, R (1, 7) OBP: 0.289, SLG: 0.325										3	1	1	0	0	1	0						
Jeff DaVanon, S (6, 7) OBP: 0.391, SLG: 0.430										1	1	0	1	1	0	2						
Bengie Molina, R (1, 2) OBP: 0.317, SLG: 0.439										4	2	2	4	0	0	0						
Adam Kennedy, L (8, 4) OBP: 0.321, SLG: 0.373										1	0	0	0	0	0	0						
Shane Halter, R (1, 5) OBP: 0.254, SLG: 0.364										3	1	0	0	2	1	0						
Inning Stats	R: 0 H: 0 E: 0 K: 0 S: 11	H: 0 LOB: 0 BB: 0 P: 15	R: 0 H: 0 E: 0 K: 2 S: 12	H: 0 LOB: 0 BB: 0 P: 16	R: 0 H: 0 E: 0 K: 0 S: 8	H: 0 LOB: 0 BB: 0 P: 12	R: 0 H: 1 E: 0 K: 1 S: 9	LOB: 2 BB: 1 P: 18	R: 4 H: 4 E: 0 K: 0 S: 17	H: 4 LOB: 2 BB: 2 P: 33	R: 0 H: 0 E: 0 K: 1 S: 8	H: 0 LOB: 0 BB: 0 P: 10	R: 7 H: 5 E: 0 K: 1 S: 28	H: 5 LOB: 3 BB: 3 P: 49	R: 0 H: 1 E: 0 K: 0 S: 9	H: 1 LOB: 2 BB: 0 P: 16	R: 0 H: 1 E: 0 K: 0 S: 9	H: 1 LOB: 1 BB: 0 P: 13	1B: 8 2B: 2 3B: 1 HR: 1	SF: 0 SAC: 0 DP: 0 HBP: 1	WP: 0 PB: 0 SB: 0 CS: 0	PA: 47
PITCHER	IP WLS BF H R ER SO BB IBB HBP BLK WP HR S P ERA WHIP																					
Ted Lilly, L (1, 1) ERA: 4.27	6.2 L 30 6 6 6 5 3 1 0 0 0 0 0 73 117 8.10 1.350																					
Kerry Ligtenberg, R (7, 1) ERA: 5.83	0.0 0 4 5 5 0 2 0 0 0 0 0 1 17 31 ∞ ∞																					
Bob Fife, R (7, 1) ERA: 4.26	1.1 7 1 0 0 0 1 0 0 1 0 0 0 12 21 0.00 1.500																					
Pat Hentgen, R (9, 1) ERA: 6.26	1.0 4 1 0 0 0 0 0 0 0 0 0 0 9 13 0.00 1.000																					

Batter	1	2	3	4	5	6	7	8	9	AB	R	H	RBI	BB	SO	LOB	BOTTOM					
Frank Menechino, R (1, 4) OBP: 0.387, SLG: 0.456	F8				G6-3				F8	4	0	1	0	1	0	1	Anaheim Angels @ Toronto Blue Jays SkyDome, Toronto, ON Sat Jul 10 2004, 4:05 PM EDT Att: 20,635 - Sunny - 77 F					
Chris Gomez, R (1, 6) OBP: 0.359, SLG: 0.356	FC6				3 1B					2	1	0	0	2	1	2						
3 Reed Johnson, R (1, 8) OBP: 0.336, SLG: 0.402	K				3 1B					4	0	2	1	0	1	2						
Carlos Delgado, L (1, 3) OBP: 0.326, SLG: 0.409	FC6				3 1B					4	0	0	0	0	2	4						
Chris Woodward, R (9, 6) OBP: 0.299, SLG: 0.416	FC6									0	0	0	0	0	0	0						
Eric Hinske, L (1, 5) OBP: 0.347, SLG: 0.402										4	0	1	0	0	2	2						
15 Alex Rios, R (1, 9) OBP: 0.325, SLG: 0.387										4	1	1	0	0	1	1						
Josh Phelps, R (1, 10) OBP: 0.311, SLG: 0.408										4	0	2	1	0	1	1						
Dave Berg, R (1, 7) OBP: 0.277, SLG: 0.317										4	0	0	0	0	3	3						
Kevin Cash, R (1, 2) OBP: 0.264, SLG: 0.338										4	0	0	0	0	2	2						
Inning Stats	R: 0 H: 0 E: 0 K: 1 S: 9	H: 2 LOB: 1 BB: 1 P: 16	R: 1 H: 2 E: 0 K: 2 S: 17	H: 2 LOB: 0 BB: 0 P: 26	R: 0 H: 1 E: 0 K: 2 S: 12	H: 1 LOB: 1 BB: 1 P: 21	R: 0 H: 0 E: 0 K: 2 S: 8	H: 0 LOB: 0 BB: 0 P: 13	R: 1 H: 1 E: 0 K: 1 S: 9	H: 1 LOB: 1 BB: 1 P: 19	R: 0 H: 1 E: 0 K: 2 S: 14	H: 1 LOB: 1 BB: 0 P: 21	R: 0 H: 1 E: 0 K: 1 S: 21	H: 1 LOB: 1 BB: 0 P: 30	R: 0 H: 0 E: 0 K: 1 S: 7	H: 0 LOB: 0 BB: 0 P: 15	R: 0 H: 1 E: 0 K: 1 S: 10	H: 1 LOB: 1 BB: 0 P: 11	1B: 6 2B: 1 3B: 0 HR: 0	SF: 0 SAC: 0 DP: 0 HBP: 0	WP: 1 PB: 0 SB: 2 CS: 0	PA: 37
PITCHER	IP WLS BF H R ER SO BB IBB HBP BLK WP HR S P ERA WHIP																					
45 Kelvim Escobar, R (1, 1) ERA: 3.97	5.1 W 24 5 2 2 9 3 0 0 0 0 0 0 62 105 3.38 1.500																					
Brendan Donnelly, R (6, 1) ERA: 3.72	1.2 H 6 1 0 0 2 0 0 0 0 0 0 0 28 41 0.00 0.600																					
Kevin Gregg, R (8, 1) ERA: 3.42	2.0 7 1 0 0 2 0 0 0 0 0 0 0 17 26 0.00 0.500																					

Batter	1	2	3	4	5	6	7	8	9	AB	R	H	RBI	BB	SO	LOB	TOP								
David Eckstein, R (1, 6) OBP: 0.349, SLG: 0.346	1-2 P4		1-0 G3		0-0 SH3	2-1 L1-6			1-2 1B	4	0	1	0	0	0	3	Anaheim Angels @ Toronto Blue Jays SkyDome, Toronto, ON Sun Jul 11 2004, 1:05 PM EDT Att: 17,573 - Dome - 68 F								
9 Chone Figgins, S (1, 5) OBP: 0.364, SLG: 0.459	2-2 L5		0-2 2B		0-3 K		1-3 K		0-1 F8	5	0	1	1	0	2	2									
16 Garret Anderson, L (1, 8) OBP: 0.365, SLG: 0.475	1-1 G4-3		3-H F8		1-1 FC4-6		0-0 F9		1-0 F9	5	0	1	1	0	0	2									
27 Vladimir Guerrero, R (1, 10) OBP: 0.392, SLG: 0.591		3-2 G3	1-0 F9		0-0 FC4-6		1-0 L7			4	1	1	0	0	0	2									
Jose Guillen, R (1, 7) OBP: 0.368, SLG: 0.509	1-2 G3			2-2 E6		2-3 K			1-2 F8	4	0	1	0	0	1	1									
Darin Erstad, L (1, 3) OBP: 0.341, SLG: 0.389	0-2 1B			1-0 E4		2-2 1B			1-0 F8	4	1	2	1	0	0	2									
Jeff DaVanon, S (1, 9) OBP: 0.393, SLG: 0.429	1-1 F9			2-1 F9		1-0 1B			4-2 BB	3	1	1	0	1	0	3									
Bengie Molina, R (1, 2) OBP: 0.316, SLG: 0.435	1-1 G4-3			0-0 G6-4-3		0-2 L1-6			0-1 G6-4-3	4	0	1	1	0	0	5									
Adam Kennedy, L (1, 4) OBP: 0.327, SLG: 0.389			1-2 9		0-0 SH3	0-1 16			1-1 G4-3	4	2	3	1	0	0	0	 AB 37 R 5 H 12 RBI 5 BB 1 SO 3 LOB 20								
Inning Stats	R: 0 E: 0 K: 0 S: 9	H: 0 LOB: 0 BB: 0 P: 13	R: 1 E: 0 K: 0 S: 14	H: 2 LOB: 1 BB: 0 P: 20	R: 1 E: 0 K: 0 S: 14	H: 2 LOB: 1 BB: 0 P: 17	R: 0 E: 2 K: 0 S: 8	H: 0 LOB: 1 BB: 0 P: 13	R: 1 E: 0 K: 1 S: 10	H: 2 LOB: 1 BB: 0 P: 11	R: 2 E: 0 K: 1 S: 15	H: 4 LOB: 1 BB: 0 P: 21	R: 0 E: 0 K: 1 S: 7	H: 0 LOB: 0 BB: 0 P: 9	R: 0 E: 0 K: 0 S: 10	H: 1 LOB: 1 BB: 0 P: 16		R: 0 E: 0 K: 0 S: 8	H: 1 LOB: 1 BB: 0 P: 11	1B: 8 2B: 4 3B: 1 HR: 0	SF: 0 SAC: 1 DP: 3 HBP: 0	WP: 0 PB: 0 SB: 0 CS: 0	PA: 39		
PITCHER	IP	WLS	BF	H	R	ER	SO	BB	IBB	HBP	BLK	WP	HR	S	P	ERA		WHIP							
Miguel Batista, R (1, 1) ERA: 4.02	6.0	L	28	10	5	5	2	0	0	0	0	0	0	70	95	7.50		1.667							
Vinnie Chulk, R (7, 1) ERA: 2.15	2.0		7	1	0	0	1	1	0	0	0	0	0	17	25	0.00		1.000							
54 Jason Frasor, R (9, 1) ERA: 2.17	1.0		4	1	0	0	0	0	0	0	0	0	0	8	11	0.00		1.000							

Batter	1	2	3	4	5	6	7	8	9	AB	R	H	RBI	BB	SO	LOB	BOTTOM								
3 Reed Johnson, R (1, 8) OBP: 0.332, SLG: 0.397	2-2 G5-3		1-1 G5-3		2-2 G5-3		1-2 G5-3			4	0	0	0	0	0	1	Anaheim Angels @ Toronto Blue Jays SkyDome, Toronto, ON Sun Jul 11 2004, 1:05 PM EDT Att: 17,573 - Dome - 68 F								
Orlando Hudson, S (1, 4) OBP: 0.356, SLG: 0.430	1-2 G6-3		2-3 K			1-0 9		4-2 BB		3	0	1	0	1	1	0									
Eric Hinske, L (1, 5) OBP: 0.346, SLG: 0.403	3-3 K		0-1 WP			3-1 F7		0-1 F7		4	0	1	0	0	1	2									
Carlos Delgado, L (1, 10) OBP: 0.325, SLG: 0.421		0-2 HR	2-3 K			2-1 P2		0-3 K		4	1	1	1	0	2	3									
9 Gregg Zaun, S (1, 2) OBP: 0.398, SLG: 0.402		3-1 15		3-1 G3-1		1-2 1B		0-1 F8		4	1	2	0	0	0	1									
15 Alex Rios, R (1, 9) OBP: 0.319, SLG: 0.379		0-0 SH1-3		3-3 K		1-1 G5-3			1-1 P3	3	0	0	0	0	1	2									
Josh Phelps, R (1, 3) OBP: 0.306, SLG: 0.402		1-1 F7		1-2 G6-3			3-2 G1-3		1-1 G5-3	4	0	0	0	0	0	1									
Chris Gomez, R (1, 6) OBP: 0.357, SLG: 0.354		2-2 2H			2-2 K		1-2 G5-3		1-3 K	4	0	1	1	0	2	0									
Howie Clark, L (1, 7) OBP: 0.292, SLG: 0.348		0-0 F9			2-2 G1-3					3	0	1	0	0	0	1	 AB 33 R 2 H 7 RBI 2 BB 1 SO 7 LOB 11								
Inning Stats	R: 0 E: 0 K: 1 S: 9	H: 0 LOB: 0 BB: 0 P: 15	R: 2 E: 0 K: 0 S: 14	H: 3 LOB: 1 BB: 0 P: 20	R: 0 E: 0 K: 2 S: 13	H: 1 LOB: 0 BB: 0 P: 18	R: 0 E: 0 K: 1 S: 11	H: 0 LOB: 0 BB: 0 P: 18	R: 0 E: 0 K: 0 S: 11	H: 2 LOB: 2 BB: 0 P: 19	R: 0 E: 0 K: 0 S: 17	H: 1 LOB: 1 BB: 0 P: 23	R: 0 E: 0 K: 1 S: 9	H: 0 LOB: 1 BB: 1 P: 13	R: 0 E: 0 K: 1 S: 7	H: 0 LOB: 0 BB: 0 P: 10		1B: 4 2B: 2 3B: 0 HR: 1	SF: 0 SAC: 1 DP: 0 HBP: 0	WP: 1 PB: 0 SB: 0 CS: 0	PA: 35				
PITCHER	IP	WLS	BF	H	R	ER	SO	BB	IBB	HBP	BLK	WP	HR	S	P	ERA		WHIP							
41 John Lackey, R (1, 1) ERA: 4.78	5.2	W	23	6	2	2	5	0	0	0	0	0	0	67	104	3.18		1.059							
62 Scot Shields, R (6, 1) ERA: 3.07	1.1	H	5	1	0	0	0	0	0	0	0	0	0	19	26	0.00		0.750							
Francisco Rodriguez, R (8, 1) ERA: 1.34	1.0	H	4	0	0	0	1	1	0	0	0	0	0	9	13	0.00		1.000							
Troy Percival, R (9, 1) ERA: 4.37	1.0	S	3	0	0	0	1	0	0	0	0	0	0	7	10	0.00		0.000							

Batter	1	2	3	4	5	6	7	8	9	AB	R	H	RBI	BB	SO	LOB	TOP				
3 Reed Johnson, R OBP: 0.334, SLG: 0.401 (1, 7)	G4-3		10 1B E 1B		G3		2-0 2B			4	1	2	1	0	0	0					
Eric Hinske, L OBP: 0.345, SLG: 0.401 (1, 5)	G4-3		10 E 1-2 1B		G3		G5-3			4	0	1	0	0	0	1					
10 Vernon Wells, R Dave Berg, R OBP: 0.282, SLG: 0.323 (1, 8) (7, 7)	1B		E3 1-3 2-H 1B			0-0 G1-3 1B		0-0 G5-4-3 1B		3	0	3	0	0	0	0					
Carlos Delgado, L OBP: 0.320, SLG: 0.413 (1, 3)	G4-3		G4-3			0-2 F7		1-0 F9		4	0	0	0	0	0	5					
9 Gregg Zaun, S OBP: 0.390, SLG: 0.393 (1, 2)		L8			K			1-2 G5-4-3		4	0	0	0	0	1	2					
15 Alex Rios, R OBP: 0.317, SLG: 0.376 (1, 9)	G1				G4-3 1B			L9		4	0	1	0	0	0	1					
Josh Phelps, R OBP: 0.302, SLG: 0.396 (1, 10)					G4-3			E5 G4-6-3		4	0	0	0	0	1	1					
Orlando Hudson, S OBP: 0.351, SLG: 0.423 (1, 4)					G6-3			G4-6-3		4	0	0	0	0	1	2					
Chris Gomez, R OBP: 0.357, SLG: 0.358 (1, 6)					G5-3			G6-3		3	1	1	0	0	0	0					
								3 2B													
Inning Stats	R: 0 E: 0 K: 0 S: 8	H: 1 LOB: 1 BB: 0 P: 15	R: 0 E: 0 K: 1 S: 11	H: 0 LOB: 0 BB: 0 P: 18	R: 1 E: 1 K: 0 S: 10	H: 3 LOB: 2 BB: 0 P: 17	R: 0 E: 0 K: 1 S: 8	H: 1 LOB: 1 BB: 0 P: 12	R: 0 E: 0 K: 0 S: 5	H: 0 LOB: 0 BB: 0 P: 7	R: 0 E: 0 K: 0 S: 7	H: 1 LOB: 1 BB: 0 P: 7	R: 1 E: 1 K: 0 S: 6	H: 2 LOB: 1 BB: 0 P: 11	R: 0 E: 0 K: 1 S: 10	H: 0 LOB: 0 BB: 0 P: 15	1B: 7 2B: 2 3B: 0 HR: 0	SF: 0 SAC: 0 DP: 2 HBP: 0	WP: 0 PB: 0 SB: 0 CS: 0	PA: 35	
PITCHER	IP	WLS	BF	H	R	ER	SO	BB	IBB	HBP	BLK	WP	HR	S	P	ERA	WHIP				
Ryan Drese, R ERA: 3.63 (1, 1)	7.0	W	30	9	2	1	2	0	0	0	0	0	0	4	8	1.29	1.286				
32 Ron Mahay, L ERA: 2.97 (8, 1)	1.0		2	0	0	0	0	0	0	0	0	0	0	6	6	0.00	0.000				
Carlos Almanzar, R ERA: 0.97 (9, 1)	0.2		2	0	0	0	0	0	0	0	0	0	0	3	5	0.00	0.000				
Francisco Cordero, R ERA: 2.06 (9, 1)	0.1		1	0	0	0	1	0	0	0	0	0	0	7	10	0.00	0.000				

Toronto Blue Jays @ Texas Rangers
The Ballpark at Arlington, Arlington, TX

AB 35
R 2
H 9
RBI 1
BB 0
SO 3
LOB 12



WP: 0 PA: 35
PB: 0
SB: 0
CS: 0

Batter	1	2	3	4	5	6	7	8	9	AB	R	H	RBI	BB	SO	LOB	BOTTOM				
10 Michael Young, R Manny Alexander, R OBP: 0.377, SLG: 0.503 (1, 6) (9, 6)	P4		9 1B BB	1-1 S 1B		G5-3		1-2 P3		4	1	1	0	1	0	1					
9 Hank Blalock, L OBP: 0.369, SLG: 0.573 (1, 5)	K		BB 23 BB 1-3 2-H 1B	K		1-1 1B		2-1 P6		5	2	2	1	0	2	2					
Alfonso Soriano, R OBP: 0.333, SLG: 0.476 (1, 4)	F9		BB 23 BB 1-2 FC4-6 3-H 1B	P3		0-0 1B		1-2 HR		5	2	3	4	0	0	1					
Brad Fullmer, L OBP: 0.314, SLG: 0.450 (1, 10)	G4-3		FC4-6 23 BB 1-2 2-3 3-H BB	G4-3		G4-3		G4-3		4	1	0	0	1	1	1					
23 Mark Teixeira, S OBP: 0.374, SLG: 0.567 (1, 3)	HR		FC4-6 BB	L8				G4-6-3 1B		3	1	2	2	1	0	0					
David Dellucci, L OBP: 0.341, SLG: 0.467 (1, 7)	G4-3		FC4-6 FC4-6	L4		G4-6-3		G4-6-3		4	0	0	1	0	0	3					
Gary Matthews, S OBP: 0.359, SLG: 0.488 (1, 9)	1B		FC4-6	G6-3 HR		G6-3 HR		3B		4	1	3	1	0	0	1					
Rod Barajas, R OBP: 0.284, SLG: 0.519 (1, 2)	P5		F9	G6-3		G6-3		K		4	0	0	0	0	1	4					
Laynce Nix, L OBP: 0.357, SLG: 0.606 (1, 8)			10 1B BB	G4-3		G6-3 HR		HR		4	3	4	2	0	0	0					
Inning Stats	R: 0 E: 0 K: 1 S: 11	H: 0 LOB: 0 BB: 0 P: 18	R: 1 E: 0 K: 0 S: 10	H: 2 LOB: 1 BB: 0 P: 11	R: 5 E: 0 K: 0 S: 14	H: 3 LOB: 1 BB: 3 P: 27	R: 0 E: 0 K: 1 S: 10	H: 2 LOB: 1 BB: 0 P: 14	R: 0 E: 0 K: 0 S: 6	H: 0 LOB: 0 BB: 0 P: 9	R: 3 E: 0 K: 1 S: 14	H: 4 LOB: 1 BB: 0 P: 17	R: 0 E: 0 K: 1 S: 9	H: 2 LOB: 1 BB: 0 P: 12	R: 2 E: 0 K: 0 S: 14	H: 2 LOB: 0 BB: 0 P: 22	1B: 8 2B: 3 3B: 1 HR: 3	SF: 0 SAC: 0 DP: 1 HBP: 0	WP: 0 PB: 0 SB: 2 CS: 0	PA: 40	
PITCHER	IP	WLS	BF	H	R	ER	SO	BB	IBB	HBP	BLK	WP	HR	S	P	ERA	WHIP				
32 Roy Halladay, R ERA: 4.35 (1, 1)	4.0	L	21	7	6	6	2	3	0	0	0	0	1	45	70	13.50	2.500				
Bob Fife, R ERA: 5.21 (5, 1)	2.0		10	4	3	3	1	0	0	0	0	0	0	20	26	13.50	2.000				
Terry Adams, R ERA: 4.28 (7, 1)	1.0		4	2	0	0	1	0	0	0	0	0	0	9	12	0.00	2.000				
Justin Speier, R ERA: 5.67 (8, 1)	1.0		5	2	2	2	0	0	0	0	0	0	1	14	22	18.00	2.000				

Toronto Blue Jays @ Texas Rangers
The Ballpark at Arlington, Arlington, TX

AB 37
R 11
H 15
RBI 11
BB 3
SO 4
LOB 13



WP: 0 PA: 40
PB: 0
SB: 2
CS: 0

Batter	1	2	3	4	5	6	7	8	9	AB	R	H	RBI	BB	SO	LOB	TOP					
3 Reed Johnson, R OBP: 0.335, SLG: 0.399	G4-3		E3			F8			G4-3 BB	4	0	1	0	1	0	3						
Eric Hinske, L OBP: 0.343, SLG: 0.401	G3-1		F9			L7			G4-3	5	0	1	0	0	0	4						
10 Vernon Wells, R OBP: 0.366, SLG: 0.478	G4-3		P3			F8			K	5	0	0	0	0	1	5						
Carlos Delgado, L OBP: 0.317, SLG: 0.405					G3-1	G4-3			K	4	0	0	0	1	2	4						
9 Gregg Zaun, S OBP: 0.388, SLG: 0.387		L5							K	3	0	0	0	1	1	2						
15 Alex Rios, R OBP: 0.327, SLG: 0.391										4	0	3	0	0	0	0						
Orlando Hudson, S OBP: 0.353, SLG: 0.422										3	0	1	0	1	1	4						
Josh Phelps, R OBP: 0.298, SLG: 0.391										4	0	0	0	0	1	7						
Chris Woodward, R OBP: 0.304, SLG: 0.419										4	0	2	0	0	1	1						
Inning Stats	R: 0 E: 0 K: 0 S: 6	H: 0 LOB: 0 BB: 0 P: 8	R: 0 E: 0 K: 0 S: 8	H: 1 LOB: 2 BB: 1 P: 13	R: 0 E: 1 K: 0 S: 10	H: 0 LOB: 1 BB: 0 P: 12	R: 0 E: 0 K: 1 S: 14	H: 1 LOB: 2 BB: 1 P: 22	R: 0 E: 0 K: 1 S: 9	H: 2 LOB: 3 BB: 0 P: 13	R: 0 E: 0 K: 2 S: 15	H: 3 LOB: 1 BB: 0 P: 17	R: 0 E: 0 K: 1 S: 10	H: 1 LOB: 1 BB: 0 P: 16	R: 0 E: 0 K: 1 S: 8	H: 0 LOB: 1 BB: 1 P: 15	R: 0 E: 0 K: 2 S: 10	H: 0 LOB: 1 BB: 1 P: 17	1B: 6 2B: 2 3B: 0 HR: 0	SF: 0 SAC: 0 DP: 0 HBP: 0	WP: 0 PB: 0 SB: 0 CS: 0	PA: 40
PITCHER	IP	WLS	BF	H	R	ER	SO	BB	IBB	HBP	BLK	WP	HR	S	P	ERA	WHIP					
Ricardo Rodriguez, R ERA: 0.78	6.1	W	30	8	0	0	2	2	0	0	0	0	0	66	92	0.00	1.579					
Brian Shouse, L ERA: 2.6	0.1	H	1	0	0	0	1	0	0	0	0	0	0	3	3	0.00	0.000					
50 Frank Francisco, R ERA: 4.38	1.1	H	5	0	0	0	2	1	0	0	0	0	0	11	21	0.00	0.750					
32 Ron Mahay, L ERA: 2.89	1.0		4	0	0	0	2	1	0	0	0	0	0	10	17	0.00	1.000					

Toronto Blue Jays @ Texas Rangers
The Ballpark at Arlington, Arlington, TX
Sat Jul 17 2004, 8:05 PM EDT
Att: 43,189 - Sunny - 91 F

AB	36
R	0
H	8
RBI	0
BB	4
SO	7
LOB	30



Batter	1	2	3	4	5	6	7	8	9	AB	R	H	RBI	BB	SO	LOB	BOTTOM					
Eric Young Sr., R OBP: 0.404, SLG: 0.388	F9		G5-3			L1			G5-3	4	0	0	0	0	0	0						
10 Michael Young, R OBP: 0.378, SLG: 0.505	G4-3					G4-3				4	2	2	0	0	0	0						
Alfonso Soriano, R OBP: 0.340, SLG: 0.488										3	1	3	1	1	0	0						
23 Mark Teixeira, S OBP: 0.376, SLG: 0.576										3	1	1	3	1	0	2						
Kevin Mench, R OBP: 0.314, SLG: 0.520										4	0	0	0	0	0	3						
Jason Conti, L OBP: 0.250, SLG: 0.236										0	0	0	0	0	0	0						
9 Hank Blalock, L OBP: 0.371, SLG: 0.569										2	0	0	0	2	1	1						
Gary Matthews, S OBP: 0.349, SLG: 0.474										4	0	0	0	0	1	4						
Rod Barajas, R OBP: 0.279, SLG: 0.510										3	0	0	0	0	0	1						
Manny Alexander, R OBP: 0.245										3	0	0	0	0	2	0						
Inning Stats	R: 0 E: 1 K: 0 S: 10	H: 1 LOB: 1 BB: 0 P: 15	R: 0 E: 0 K: 0 S: 6	H: 0 LOB: 0 BB: 0 P: 9	R: 0 E: 0 K: 0 S: 5	H: 0 LOB: 0 BB: 0 P: 8	R: 3 E: 0 K: 1 S: 16	H: 2 LOB: 1 BB: 2 P: 30	R: 0 E: 0 K: 1 S: 12	H: 0 LOB: 0 BB: 0 P: 15	R: 0 E: 0 K: 1 S: 11	H: 1 LOB: 1 BB: 0 P: 18	R: 0 E: 0 K: 1 S: 6	H: 0 LOB: 0 BB: 0 P: 9	R: 1 E: 1 K: 0 S: 11	H: 2 LOB: 2 BB: 2 P: 25	R: 0 E: 0 K: 1 S: 11	H: 2 LOB: 3 BB: 2 P: 25	1B: 2 2B: 2 3B: 1 HR: 1	SF: 0 SAC: 0 DP: 0 HBP: 0	WP: 1 PB: 0 SB: 0 CS: 0	PA: 34
PITCHER	IP	WLS	BF	H	R	ER	SO	BB	IBB	HBP	BLK	WP	HR	S	P	ERA	WHIP					
Ted Lilly, L ERA: 4.28	6.0	L	24	4	3	3	3	2	0	0	0	0	1	60	95	4.50	1.000					
Kerry Ligtenberg, R ERA: 5.64	1.0		3	0	0	0	1	0	0	0	0	0	0	6	9	0.00	0.000					
Vinnie Chulk, R ERA: 2.45	0.2		5	2	1	1	0	0	1	0	0	0	0	6	13	13.50	3.000					
54 Jason Frasor, R ERA: 2.15	0.1		2	0	0	0	0	1	0	0	0	0	0	5	12	0.00	3.000					

Toronto Blue Jays @ Texas Rangers
The Ballpark at Arlington, Arlington, TX
Sat Jul 17 2004, 8:05 PM EDT
Att: 43,189 - Sunny - 91 F

AB	30
R	4
H	6
RBI	4
BB	4
SO	4
LOB	11



Batter	1	2	3	4	5	6	7	8	9	AB	R	H	RBI	BB	SO	LOB	TOP				
Frank Menechino, R (1.10) OBP: 0.382, SLG: 0.448			F9						P3	5	1	1	0	0	2	0					
3 Reed Johnson, R (1.7) OBP: 0.336, SLG: 0.405	F8				F7				G1-3	5	1	2	0	0	0	1					
10 Vernon Wells, R (1.8) OBP: 0.363, SLG: 0.473	F7		L3		F7				P2	5	0	1	1	1	0	2					
Carlos Delgado, L (1.3)		G6-3								4	0	1	1	0	2	2					
9 Gregg Zaun, S (1.2) OBP: 0.390, SLG: 0.400					L9					4	2	2	0	0	1	2					
15 Alex Rios, R (1.9) OBP: 0.343, SLG: 0.418										4	1	4	1	0	0	0					
Eric Hinske, L (1.5) OBP: 0.342, SLG: 0.402				G4-3			F7			4	0	1	1	0	1	3					
Chris Woodward, R (1.6) OBP: 0.303, SLG: 0.414									F9	4	0	1	1	0	2	3					
Orlando Hudson, S (1.4) OBP: 0.348, SLG: 0.415		G5-4-3		G6-3			P4			4	0	0	0	0	1	5					
Inning Stats	R: 0 E: 0 K: 1 S: 6	H: 0 LOB: 0 BB: 0 P: 10	R: 2 E: 0 K: 0 S: 16	H: 4 LOB: 1 BB: 0 P: 25	R: 0 E: 0 K: 1 S: 8	H: 1 LOB: 1 BB: 0 P: 11	R: 1 E: 0 K: 1 S: 12	H: 2 LOB: 1 BB: 0 P: 15	R: 1 E: 0 K: 0 S: 9	H: 2 LOB: 1 BB: 0 P: 15	R: 0 E: 0 K: 3 S: 13	H: 1 LOB: 1 BB: 0 P: 22	R: 0 E: 0 K: 2 S: 13	H: 1 LOB: 0 BB: 0 P: 17	R: 0 E: 0 K: 0 S: 8	H: 0 LOB: 0 BB: 0 P: 10	1B: 6 2B: 7 3B: 0 HR: 0	SF: 0 SAC: 0 DP: 1 HBP: 0	WP: 0 PB: 0 SB: 1 CS: 0	PA: 39	
PITCHER	IP	WLS	BF	H	R	ER	SO	BB	IBB	HBP	BLK	WP	HR	S	P	ERA	WHIP				
Kenny Rogers, L (1.1) ERA: 4.34	6.2		31	12	5	5	6	0	0	0	1	0	0	70	109	6.75	1.800				
Doug Brocail, R (7.1) ERA: 6.97	1.1	W	5	1	0	0	3	0	0	0	0	0	0	16	21	0.00	0.750				
Francisco Cordero, R (9.1) ERA: 2.01	1.0	S	3	0	0	0	0	0	0	0	0	0	0	8	10	0.00	0.000				

Toronto Blue Jays @ Texas Rangers
The Ballpark at Arlington, Arlington, TX
Sun Jul 18 2004, 8:05 PM EDT
Att: 24,334 - Sunny - 87 F

AB	39
R	5
H	13
RBI	5
BB	0
SO	9
LOB	18



Batter	1	2	3	4	5	6	7	8	9	AB	R	H	RBI	BB	SO	LOB	BOTTOM				
10 Michael Young, R (1.6) OBP: 0.377, SLG: 0.505			G6-3			G4-3				4	1	1	1	0	1	0					
9 Hank Blalock, L (1.5) OBP: 0.397, SLG: 0.563	L9			G4-3		G4-3				4	0	0	0	0	0	2					
Alfonso Soriano, R (1.4) OBP: 0.337, SLG: 0.483	G6-3			F7		G5-3		F9		4	0	0	0	0	0	2					
Brad Fullmer, L (1.10) OBP: 0.320, SLG: 0.465		G3								3	2	2	1	1	0	0					
23 Mark Teixeira, S (1.3) OBP: 0.374, SLG: 0.582		G3-1		F8		G4-3				4	1	1	4	0	0	1					
David Dellucci, L (1.7) OBP: 0.340, SLG: 0.459										3	0	0	0	1	3	0					
Jason Conti, L (9.7) OBP: 0.250, SLG: 0.236										0	0	0	0	0	0	0					
Gary Matthews, S (1.9) OBP: 0.349, SLG: 0.467							F7			2	1	0	0	1	1	1					
Rod Barajas, R (1.2) OBP: 0.280, SLG: 0.513										3	1	1	0	0	0	0					
Laynce Nix, L (1.8) OBP: 0.351, SLG: 0.595								G4-3		3	1	0	1	0	0	1					
Inning Stats	R: 0 E: 0 K: 1 S: 7	H: 0 LOB: 0 BB: 0 P: 10	R: 0 E: 0 K: 1 S: 9	H: 0 LOB: 1 BB: 1 P: 14	R: 0 E: 0 K: 0 S: 6	H: 0 LOB: 0 BB: 0 P: 9	R: 0 E: 0 K: 0 S: 8	H: 1 LOB: 1 BB: 0 P: 14	R: 0 E: 0 K: 1 S: 8	H: 0 LOB: 0 BB: 0 P: 9	R: 0 E: 0 K: 0 S: 7	H: 0 LOB: 0 BB: 0 P: 10	R: 1 E: 0 K: 1 S: 11	H: 1 LOB: 0 BB: 0 P: 16	R: 6 E: 1 K: 1 S: 14	H: 3 LOB: 0 BB: 2 P: 28	1B: 1 2B: 2 3B: 0 HR: 2	SF: 0 SAC: 0 DP: 0 HBP: 0	WP: 0 PB: 0 SB: 0 CS: 0	PA: 33	
PITCHER	IP	WLS	BF	H	R	ER	SO	BB	IBB	HBP	BLK	WP	HR	S	P	ERA	WHIP				
Miguel Batista, R (1.1) ERA: 4.02	7.0		28	4	5	5	4	2	0	0	0	0	1	62	95	6.43	0.857				
Vinnie Chulk, R (8.1) ERA: 3.04	1.0	L	5	1	2	0	1	1	0	0	0	0	1	8	15	0.00	2.000				

Toronto Blue Jays @ Texas Rangers
The Ballpark at Arlington, Arlington, TX
Sun Jul 18 2004, 8:05 PM EDT
Att: 24,334 - Sunny - 87 F

AB	30
R	7
H	5
RBI	7
BB	3
SO	5
LOB	7



Batter	1	2	3	4	5	6	7	8	9	AB	R	H	RBI	BB	SO	LOB	TOP											
3 Reed Johnson, R OBP: 0.337, SLG: 0.405										5	0	2	1	0	1	2												
Eric Hinske, L OBP: 0.337, SLG: 0.396										5	0	0	0	0	0	5												
10 Vernon Wells, R OBP: 0.364, SLG: 0.482										5	1	2	1	0	0	2												
Carlos Delgado, L OBP: 0.315, SLG: 0.413										4	1	1	1	0	1	1												
9 Gregg Zaun, S OBP: 0.392, SLG: 0.407										4	1	2	0	0	0	0												
15 Alex Rios, R OBP: 0.346, SLG: 0.420										4	1	2	0	0	0	1												
Chris Gomez, R OBP: 0.355, SLG: 0.356										4	1	1	1	0	1	1												
Josh Phelps, R OBP: 0.294, SLG: 0.385										4	0	0	0	0	1	3												
Orlando Hudson, S OBP: 0.353, SLG: 0.418										3	0	2	1	1	0	0												
Inning Stats	R: 0 E: 0 K: 2 S: 11	H: 1 LOB: 1 BB: 0 P: 14	R: 0 E: 0 K: 1 S: 14	H: 1 LOB: 1 BB: 0 P: 21	R: 0 E: 0 K: 0 S: 6	H: 0 LOB: 0 BB: 1 P: 11	R: 4 E: 0 K: 0 S: 21	H: 6 LOB: 2 BB: 0 P: 31	R: 0 E: 0 K: 0 S: 7	H: 0 LOB: 0 BB: 0 P: 8	R: 0 E: 0 K: 0 S: 6	H: 1 LOB: 0 BB: 0 P: 6	R: 1 E: 0 K: 1 S: 14	H: 1 LOB: 0 BB: 0 P: 21	R: 0 E: 1 K: 0 S: 10	H: 1 LOB: 2 BB: 0 P: 14	1B: 9 2B: 1 3B: 0 HR: 2	SF: 0 SAC: 0 DP: 2 HBP: 0	WP: 0 PB: 0 SB: 0 CS: 0	PA: 39								
PITCHER	IP	WLS	BF	H	R	ER	SO	BB	IBB	HBP	BLK	WP	HR	S	P	ERA	WHIP											
Kirk Saarloos, R ERA: 2.65	(1, 1)	3.2	L	19	8	4	4	3	1	0	0	0	0	1	48	70	9.82	2.455										
58 Justin Duchscherer, R ERA: 3.04	(4, 1)	3.1		11	2	0	0	0	0	0	0	0	0	1	24	30	0.00	0.600										
Ricardo Rincon, L ERA: 5.09	(8, 1)	0.1		2	1	1	1	0	0	0	0	0	0	1	8	13	27.00	3.000										
Chad Bradford, R ERA: 4.95	(8, 1)	1.0		5	1	0	0	1	0	0	0	0	0	11	17	0.00	1.000											
Jim Mecir, R ERA: 4.91	(9, 1)	0.2		2	0	0	0	0	0	0	0	0	0	5	5	0.00	0.000											

Toronto Blue Jays @ Oakland Athletics
Network Associates Coliseum, Oakland, CA
Mon Jul 19 2004, 10:05 PM EDT
Att: 15,480 - Sunny - 74 F

AB 38
R 5
H 12
RBI 5
BB 1
SO 4
LOB 15



Batter	1	2	3	4	5	6	7	8	9	AB	R	H	RBI	BB	SO	LOB	BOTTOM										
21 Mark Kotsay, L OBP: 0.373, SLG: 0.428										5	1	3	0	0	0	2											
Mark McLemore, S OBP: 0.350, SLG: 0.306										5	0	1	2	0	0	3											
3 Eric Chavez, L OBP: 0.395, SLG: 0.498										4	0	1	0	0	1	2											
Jermaine Dye, R OBP: 0.346, SLG: 0.513										3	0	0	0	0	2	2											
Scott Hatteberg, L OBP: 0.372, SLG: 0.446										4	0	0	0	0	0	3											
Erubiel Durazo, L OBP: 0.391, SLG: 0.515										4	1	3	1	0	0	0											
7 Bobby Crosby, R OBP: 0.322, SLG: 0.453										3	0	0	0	1	1	2											
Damian Miller, R OBP: 0.349, SLG: 0.450										4	0	1	0	0	1	1											
23 Bobby Kielty, S OBP: 0.316, SLG: 0.402										3	1	0	0	0	0	3											
Inning Stats	R: 0 E: 0 K: 2 S: 9	H: 1 LOB: 1 BB: 0 P: 11	R: 0 E: 0 K: 0 S: 7	H: 0 LOB: 0 BB: 0 P: 9	R: 2 E: 0 K: 1 S: 18	H: 2 LOB: 2 BB: 0 P: 26	R: 0 E: 0 K: 1 S: 12	H: 2 LOB: 0 BB: 0 P: 17	R: 0 E: 0 K: 0 S: 7	H: 0 LOB: 0 BB: 0 P: 11	R: 0 E: 0 K: 0 S: 4	H: 1 LOB: 0 BB: 0 P: 5	R: 0 E: 0 K: 0 S: 7	H: 1 LOB: 1 BB: 0 P: 11	R: 1 E: 0 K: 0 S: 15	H: 2 LOB: 2 BB: 1 P: 26	1B: 5 2B: 3 3B: 0 HR: 1	SF: 0 SAC: 0 DP: 1 HBP: 2	WP: 0 PB: 0 SB: 0 CS: 0	PA: 38							
PITCHER	IP	WLS	BF	H	R	ER	SO	BB	IBB	HBP	BLK	WP	HR	S	P	ERA	WHIP										
Josh Towers, R ERA: 4.97	(1, 1)	7.1	W	30	7	2	2	5	0	0	2	0	0	65	91	2.46	0.955										
Kerry Ligtenberg, R ERA: 5.52	(8, 1)	0.2	H	2	0	0	0	0	0	0	0	0	0	4	6	0.00	0.000										
54 Jason Frasor, R ERA: 2.33	(9, 1)	1.0	S	6	2	1	1	0	1	0	0	0	1	15	26	9.00	3.000										

Toronto Blue Jays @ Oakland Athletics
Network Associates Coliseum, Oakland, CA
Mon Jul 19 2004, 10:05 PM EDT
Att: 15,480 - Sunny - 74 F

AB 35
R 3
H 9
RBI 3
BB 1
SO 5
LOB 18




Batter	1	2	3	4	5	6	7	8	9	AB	R	H	RBI	BB	SO	LOB	TOP										
3 Reed Johnson, R OBP: 0.334, SLG: 0.399 (1, 7)	1-2 1B		1-3 K		1-3 K			1-2 G6-3		4	0	1	0	0	2	0											
Frank Catalanotto, L OBP: 0.376, SLG: 0.462 (1, 10)	1-1 SAFE 1B		2-2 G3			3-3 K			1-1 G1-3	4	0	1	0	0	1	0											
10 Vernon Wells, R OBP: 0.354, SLG: 0.467 (1, 8)	3-3 SAFE K		1-3 K			0-3 K			0-0 G6-3	4	0	0	0	0	3	2											
Carlos Delgado, L OBP: 0.370, SLG: 0.396 (1, 3)	2-3 K			1-0 P6		2-2 G3-1			0-2 1B	4	0	1	0	0	1	2											
Eric Hinske, L OBP: 0.334, SLG: 0.395 (1, 5)	3-2 G1-3			0-1 1B			2-2 P3		2-3 K	4	0	1	0	0	1	3											
9 Greg Zaun, S OBP: 0.389, SLG: 0.391 (1, 2)		4-1 BB		0-1 F7			3-2 G4-3			2	0	0	0	1	0	1											
15 Alex Rios, R OBP: 0.339, SLG: 0.409 (1, 9)		2-1 F8		0-3 K			2-3 K			3	0	0	0	0	2	2											
Chris Gomez, R OBP: 0.352, SLG: 0.349 (1, 6)		1-1 SAFE F9			0-0 G1-6-3 1B			1-2 G6-3		3	0	1	0	0	0	1											
Frank Menechino, R OBP: 0.375, SLG: 0.438 (1, 4)		2-3 K			0-1 SAFE SAFE G1-6-3 1-2			1-2 G2-3		3	0	0	0	0	1	2											
Inning Stats	R: 0 H: 2 E: 0 K: 2 S: 19	H: 0 R: 0 ER: 0 LOB: 1 BB: 1 P: 18	R: 0 H: 0 E: 0 K: 1 S: 9	H: 0 R: 0 ER: 0 LOB: 0 BB: 0 P: 13	R: 0 H: 1 E: 0 K: 1 S: 8	H: 0 R: 0 ER: 0 LOB: 0 BB: 0 P: 9	R: 0 H: 1 E: 0 K: 1 S: 7	H: 0 R: 0 ER: 0 LOB: 0 BB: 0 P: 14	R: 0 H: 0 E: 0 K: 1 S: 9	H: 0 R: 0 ER: 0 LOB: 0 BB: 0 P: 16	R: 0 H: 0 E: 0 K: 0 S: 13	H: 0 R: 0 ER: 0 LOB: 0 BB: 0 P: 16	R: 0 H: 1 E: 0 K: 1 S: 9	H: 1 R: 0 ER: 0 LOB: 1 BB: 0 P: 12	1B: 5 2B: 0 3B: 0 HR: 0	SF: 0 SAC: 0 DP: 1 HBP: 0	WP: 0 PB: 0 SB: 1 CS: 0	PA: 32									
PITCHER	IP	WLS	BF	H	R	ER	SO	BB	IBB	HBP	BLK	WP	HR	S	P	ERA	WHIP										
Orlando Hernandez, R ERA: 2.65	(1, 1)	7.0	25	4	0	0	10	1	0	0	0	0	0	70	107	0.00	0.714										
Tom Gordon, R ERA: 1.66	(8, 1)	1.0	3	0	0	0	0	0	0	0	0	0	0	13	16	0.00	0.000										
42 Mariano Rivera, R ERA: 0.91	(9, 1)	1.0	W	4	1	0	1	0	0	0	0	0	0	9	12	0.00	1.000										

Toronto Blue Jays @ New York Yankees
Yankee Stadium, Bronx, NY
 Thu Jul 22 2004, 1:05 PM EDT
 Att: 53,657 - Unknown - 86 F

livebaseballscorecards.com

AB 31
R 0
H 5
RBI 0
BB 1
SO 11
LOB 13



Batter	1	2	3	4	5	6	7	8	9	AB	R	H	RBI	BB	SO	LOB	BOTTOM										
Bernie Williams, S OBP: 0.356, SLG: 0.397 (1, 8)	4-2 SH2-3 BB		4-2 BB			3-1 F7		1-0 F9		2	0	0	0	2	0	0											
Miguel Cairo, R OBP: 0.344, SLG: 0.436 (1, 4)	0-0 SH2-3 1-2		1-1 SAFE P4			3-2 F8		2-3 K		3	0	0	0	0	1	1											
Gary Sheffield, R OBP: 0.398, SLG: 0.510 (1, 10)	2-3 K			0-2 L6		1-0 P6			2-3 K	4	0	0	0	0	2	1											
13 Alex Rodriguez, R OBP: 0.366, SLG: 0.518 (1, 5)	2-3 K			1-1 P4			0-1 L7		3-2 K	4	0	0	0	0	2	1											
Ruben Sierra, S OBP: 0.315, SLG: 0.522 (1, 9)		0-1 F9		1-2 FC6-4 1B			1-3 K		2-1 HR	4	1	2	1	0	1	0											
55 Hideki Matsui, L OBP: 0.379, SLG: 0.500 (1, 7)		2-2 G6-3		1-2 FC6-4 1-2			0-1 1B 1B			3	0	1	0	0	0	1											
Tony Clark, S OBP: 0.346, SLG: 0.482 (1, 3)		3-3 K			1-2 G1-3			1-0 1B 1B		3	0	1	0	0	1	0											
John Flaherty, R OBP: 0.208, SLG: 0.288 20 Jorge Posada, S OBP: 0.405, SLG: 0.483 (7, PH) (8, 2)			3-2 F9		1-3 K			3-1 G3		2	0	0	0	0	1	0											
Enrique Wilson, S OBP: 0.256, SLG: 0.360 (1, 6)			2-3 K			0-0 G5-3			2-0 G6-3	3	0	0	0	0	1	0											
Inning Stats	R: 0 H: 0 E: 0 K: 2 S: 11	H: 0 R: 0 ER: 0 LOB: 0 BB: 0 P: 14	R: 0 H: 0 E: 0 K: 1 S: 13	H: 0 R: 0 ER: 0 LOB: 1 BB: 1 P: 22	R: 0 H: 1 E: 0 K: 0 S: 12	H: 0 R: 0 ER: 0 LOB: 0 BB: 0 P: 15	R: 0 H: 0 E: 0 K: 1 S: 8	H: 0 R: 0 ER: 0 LOB: 0 BB: 0 P: 10	R: 0 H: 0 E: 0 K: 0 S: 7	H: 2 R: 0 ER: 0 LOB: 2 BB: 0 P: 14	R: 0 H: 0 E: 0 K: 1 S: 10	H: 0 R: 0 ER: 0 LOB: 0 BB: 0 P: 15	R: 0 H: 0 E: 0 K: 1 S: 5	H: 0 R: 1 ER: 0 LOB: 0 BB: 0 P: 16	1B: 3 2B: 0 3B: 0 HR: 1	SF: 0 SAC: 1 DP: 0 HBP: 0	WP: 0 PB: 0 SB: 0 CS: 0	PA: 32									
PITCHER	IP	WLS	BF	H	R	ER	SO	BB	IBB	HBP	BLK	WP	HR	S	P	ERA	WHIP										
Ted Lilly, L ERA: 4.04	(1, 1)	6.2	25	3	0	0	6	2	0	0	0	0	0	68	104	0.00	0.750										
Terry Adams, R ERA: 4.07	(7, 1)	0.1	1	0	0	0	0	0	0	0	0	0	0	2	5	0.00	0.000										
Vinnie Chulk, R ERA: 3.07	(8, 1)	1.2	L	6	1	1	3	0	0	0	0	0	1	14	26	5.40	0.600										

Toronto Blue Jays @ New York Yankees
Yankee Stadium, Bronx, NY
 Thu Jul 22 2004, 1:05 PM EDT
 Att: 53,657 - Unknown - 86 F

livebaseballscorecards.com

AB 29
R 1
H 4
RBI 1
BB 2
SO 9
LOB 6



Batter	1	2	3	4	5	6	7	8	9	AB	R	H	RBI	BB	SO	LOB	TOP				
Joey Gathright, L (1, 9) OBP: 0.342, SLG: 0.265	E6 5 HR 1B	E6		G1-3			G1-4-3		HBP 13 DI	4	1	1	0	0	0	2					
13 Carl Crawford, L (1, 7) OBP: 0.337, SLG: 0.459	P5	K			K		K		K	5	0	0	0	0	4	3					
5 Rocco Baldelli, R (1, 8) OBP: 0.333, SLG: 0.417	2H HR		F9		1B			F8		4	1	2	2	0	0	0					
Aubrey Huff, L (1, 5) OBP: 0.345, SLG: 0.448	G3-1		K		1B			HR		4	1	2	1	0	1	0					
Tino Martinez, L (1, 3) OBP: 0.371, SLG: 0.456	BB		G1-3		G1-6-3			BB		2	0	0	0	2	0	2					
Julio Lugo, R (1, 6) OBP: 0.346, SLG: 0.419	BB		G1-3			K		K		3	0	0	0	1	2	1					
Robert Fick, L (1, 10) OBP: 0.281, SLG: 0.341	F7		F8		G6-3			F9		4	0	0	0	0	0	3					
Toby Hall, R (1, 2) OBP: 0.345, SLG: 0.398		G3-1		2B		G1-3			G1-3	4	1	1	0	0	0	0					
Rey Sanchez, R (1, 4) OBP: 0.299, SLG: 0.367		P3		2B			G1-4-3		L3	4	0	2	1	0	0	0					
Inning Stats	R: 2 H: 2 E: 1 K: 0 S: 19	H: 2 R: 3 ER: 1 LOB: 2 BB: 2 P: 34	R: 0 H: 0 E: 1 K: 1 S: 9	H: 0 R: 1 ER: 0 LOB: 1 BB: 0 P: 10	R: 0 H: 0 E: 0 K: 1 S: 7	H: 0 R: 0 ER: 0 LOB: 0 BB: 0 P: 12	R: 1 H: 2 E: 0 K: 0 S: 11	H: 2 R: 1 ER: 0 LOB: 1 BB: 0 P: 17	R: 0 H: 2 E: 0 K: 1 S: 11	H: 0 R: 0 ER: 0 LOB: 0 BB: 0 P: 16	R: 0 H: 1 E: 0 K: 1 S: 6	H: 1 R: 0 ER: 0 LOB: 0 BB: 1 P: 8	R: 1 H: 1 E: 0 K: 1 S: 14	H: 1 R: 0 ER: 0 LOB: 1 BB: 1 P: 23	R: 0 H: 0 E: 0 K: 1 S: 10	H: 0 R: 0 ER: 0 LOB: 1 BB: 0 P: 14	1B: 4 2B: 2 3B: 0 HR: 2	SF: 0 SAC: 0 DP: 2 HBP: 1	WP: 0 PB: 0 CS: 0	PA: 38	
PITCHER	IP	WLS	BF	H	R	ER	SO	BB	IBB	HBP	BLK	WP	HR	S	P	ERA	WHIP				
Miguel Batista, R (1, 1) ERA: 4.04	6.0	W	26	6	3	3	4	2	0	0	0	0	1	64	100	4.50	1.333				
Terry Adams, R (7, 1) ERA: 3.98	1.0		3	1	0	0	1	0	0	0	0	0	0	6	8	0.00	1.000				
Kerry Ligtenberg, R (8, 1) ERA: 5.48	0.2		4	1	1	1	1	1	0	0	0	0	1	11	17	13.50	3.000				
54 Jason Frasor, R (8, 1) ERA: 2.2	1.1	S	5	0	0	0	1	0	0	1	0	0	0	13	20	0.00	0.000				

Tampa Bay Devil Rays @ Toronto Blue Jays
SkyDome, Toronto, ON
Fri Jul 23, 2004, 7:05 PM EDT
Att: 16,633 - Sunny - 66 F

AB	34
R	4
H	8
RBI	4
BB	3
SO	7
LOB	11



Batter	1	2	3	4	5	6	7	8	9	AB	R	H	RBI	BB	SO	LOB	BOTTOM				
Frank Menechino, R (1, 4) OBP: 0.385, SLG: 0.467	HR					2B				4	2	3	1	1	0	1					
3 Read Johnson, R (1, 7) OBP: 0.338, SLG: 0.402	FC4-6 1B		E5 1H G1-6-3 1B		10 FC6-4 1B	G5-3		F8		5	1	3	0	0	0	3					
10 Vernon Wells, R (1, 8) OBP: 0.350, SLG: 0.461	K		E5 G1-6-3 1B		9 FC6-4 1B	G3				4	0	0	0	0	1	4					
Carlos Delgado, L (1, 3) OBP: 0.305, SLG: 0.389	FC4-6		G1-6-3		F7		G4-3			4	0	0	0	0	0	3					
9 Gregg Zaun, S (1, 2) OBP: 0.386, SLG: 0.393	K		1B 2B		FC6-4		K			4	1	1	0	0	2	2					
15 Alex Rios, R (1, 9) OBP: 0.342, SLG: 0.418		3B	2B BB		G1-3		G5-3			3	1	1	0	1	0	0					
Eric Hinske, L (1, 5) OBP: 0.336, SLG: 0.394		K	2B 1B		P5			G4-6-3 BB		3	1	1	1	1	1	1					
Josh Phelps, R (1, 10) OBP: 0.294, SLG: 0.387 ERA: 4.19			1B 2B		G6-3			G4-6-3		3	1	1	2	0	1	1					
Frank Catalanotto, L (8, PH) OBP: 0.374, SLG: 0.460			1B 2B							1	0	0	0	0	0	1					
Chris Gomez, R (1, 6) OBP: 0.354, SLG: 0.352		G4-3	1B			G4-3		WP 1B		4	0	2	1	0	0	1					
Inning Stats	R: 1 H: 2 E: 0 K: 2 S: 12	H: 2 R: 3 ER: 0 LOB: 1 BB: 0 P: 17	R: 0 H: 1 E: 0 K: 2 S: 10	H: 1 R: 7 ER: 1 LOB: 1 BB: 0 P: 13	R: 6 H: 6 E: 2 K: 0 S: 24	H: 6 R: 1 ER: 1 LOB: 1 BB: 1 P: 40	R: 0 H: 1 E: 0 K: 0 S: 6	H: 0 R: 0 ER: 0 LOB: 0 BB: 0 P: 9	R: 0 H: 1 E: 0 K: 0 S: 8	H: 0 R: 0 ER: 0 LOB: 0 BB: 0 P: 13	R: 0 H: 0 E: 0 K: 1 S: 8	H: 0 R: 0 ER: 0 LOB: 0 BB: 0 P: 14	R: 0 H: 1 E: 0 K: 0 S: 16	H: 1 R: 0 ER: 0 LOB: 2 BB: 2 P: 29	R: 0 H: 0 E: 0 K: 0 S: 10	H: 0 R: 0 ER: 0 LOB: 1 BB: 0 P: 14	1B: 7 2B: 3 3B: 1 HR: 1	SF: 0 SAC: 0 DP: 2 HBP: 0	WP: 1 PB: 0 CS: 0	PA: 38	
PITCHER	IP	WLS	BF	H	R	ER	SO	BB	IBB	HBP	BLK	WP	HR	S	P	ERA	WHIP				
Mark Hendrickson, L (1, 1) ERA: 3.0	7.0	L	33	7	1	1	5	1	0	0	0	0	0	73	114	1.29	1.714				
Danys Baez, R (8, 1) ERA: 3.0	1.0		5	1	0	0	0	2	0	0	0	0	1	16	29	0.00	3.000				

Tampa Bay Devil Rays @ Toronto Blue Jays
SkyDome, Toronto, ON
Fri Jul 23, 2004, 7:05 PM EDT
Att: 16,633 - Sunny - 66 F

AB	35
R	7
H	12
RBI	5
BB	3
SO	5
LOB	17



Batter	1	2	3	4	5	6	7	8	9	AB	R	H	RBI	BB	SO	LOB	TOP			
13 Carl Crawford, L OBP: 0.341, SLG: 0.467	2-2 SH1-3 SF8 1B		0-0 G4-3			1-0 2B E 1B		0-0 3B		4	2	3	0	0	0	0	<p>Tampa Bay Devil Rays @ Toronto Blue Jays</p> <p>SkyDome, Toronto, ON</p> <p>Sat Jul 24 2004, 4:05 PM EDT</p> <p>Att: 18,841 - Sunny - 70 F</p>			
Julio Lugo, R OBP: 0.346, SLG: 0.421	1-0 SH1-3		0-3 K			1-1 FC4-6 5 1-3 2B		2-2 P6		3	0	1	0	0	1					
Aubrey Huff, L OBP: 0.345, SLG: 0.446 Joey Gathright, L OBP: 0.342, SLG: 0.265	3-2 SF8			1-0 G4-3		1-0 FC5 5 FC4-6		4-0 BB		2	0	0	1	1	0	1				
5 Rocco Baldelli, R OBP: 0.332, SLG: 0.415	0-1 1B			0-3 K		0-1 FC4-6 1-2 2-3		1-3 K		4	0	1	0	0	2	4				
José Cruz Jr., S OBP: 0.362, SLG: 0.461		1-1 G1-3		1-1 F8		3-1 G4-3			2-3 K	4	0	0	0	0	1	2				
Tino Martinez, L OBP: 0.373, SLG: 0.460		2-0 2B			1-1 F9		0-0 L4-3 1B		1-2 F8	4	0	2	0	0	0	0				
Rey Sanchez, R OBP: 0.298, SLG: 0.262		0-1 F8			1-0 G6-3		1-2 L4-3 1-1		4-0 1B BB	3	0	0	0	1	0	2				
Toby Hall, R OBP: 0.344, SLG: 0.396 3 Jorge Cantu, R OBP: 0.293, SLG: 0.316		2-2 F8			0-0 F7		0-2 F8		0-0 1B	4	0	1	0	0	0	1				
Geoff Blum, S OBP: 0.258, SLG: 0.354 Robert Fick, L OBP: 0.279, SLG: 0.339			1-1 G1			1-1 G4-3		2-2 G4-3	1-0 G3	3	0	0	0	0	0	0				
Inning Stats	R: 1 E: 0 K: 0 S: 10	H: 2 LOB: 1 BB: 0 P: 15	R: 0 E: 0 K: 0 S: 8	H: 1 LOB: 1 BB: 0 P: 13	R: 0 E: 0 K: 1 S: 6	H: 0 LOB: 0 BB: 0 P: 7	R: 0 E: 0 K: 1 S: 6	H: 0 LOB: 0 BB: 0 P: 8	R: 0 E: 1 K: 0 S: 11	H: 2 LOB: 2 BB: 0 P: 17	R: 0 E: 0 K: 0 S: 7	H: 1 LOB: 0 BB: 0 P: 8	R: 0 E: 0 K: 1 S: 10	H: 1 LOB: 3 BB: 1 P: 19	R: 0 E: 0 K: 1 S: 8	H: 1 LOB: 2 BB: 1 P: 16		1B: 5 2B: 3 3B: 1 HR: 0	SF: 1 SAC: 1 DP: 1 HBP: 0	WP: 0 PB: 0 SB: 2 CS: 0
PITCHER	IP WLS BF H R ER SO BB IBB HBP BLK WP HR S P ERA WHIP	9 W 26 6 2 2 2 0 0 0 0 0 0 52 74 2.57 0.857	0.2 H 4 1 0 0 0 1 0 0 0 0 0 7 15 0.00 3.000	1.1 S 6 1 0 0 2 1 0 0 0 0 0 11 20 0.00 1.500	PITCHER										IP WLS BF H R ER SO BB IBB HBP BLK WP HR S P ERA WHIP					

Batter	1	2	3	4	5	6	7	8	9	AB	R	H	RBI	BB	SO	LOB	BOTTOM			
3 Reed Johnson, R OBP: 0.337, SLG: 0.399	4-0 9 1B BB BB			1-1 G4-3			0-0 B1-3			3	1	0	0	1	0	0	<p>Tampa Bay Devil Rays @ Toronto Blue Jays</p> <p>SkyDome, Toronto, ON</p> <p>Sat Jul 24 2004, 4:05 PM EDT</p> <p>Att: 18,841 - Sunny - 70 F</p>			
Frank Catalanotto, L OBP: 0.376, SLG: 0.463	1-1 F8		1-0 10 2B		4-0 BB BB		3-1 G4-3			3	1	1	0	1	0	1				
10 Vernon Wells, R OBP: 0.352, SLG: 0.463	1-0 F8		1-0 G3-1 9 2B		2-3 K			4-2 1B BB		3	1	1	1	1	1	2				
Carlos Delgado, L OBP: 0.312, SLG: 0.390	4-1 9 1B BB		0-1 G3-1		4-1 9 G6-3 BB		1-2 BB	2-1 9 L3 1B		2	0	1	0	2	0	1				
9 Gregg Zaun, S OBP: 0.388, SLG: 0.400	0-0 1B		2-2 2B		0-2 G6-3			0-0 L3		4	0	2	2	0	0	4				
Eric Hinske, L OBP: 0.332, SLG: 0.390	1-3 2H 1B		3-1 F7			3-1 G1-3		2-2 G6-3		4	0	0	0	0	0	4				
15 Alex Rios, R OBP: 0.342, SLG: 0.417		2-2 1B G4-6-3 1B		0-2 L7		1-0 G6-3				3	1	1	0	0	0	1				
Chris Gomez, R OBP: 0.354, SLG: 0.352		1-2 1B		3-2 P3		1-1 P4				3	0	1	0	0	0	0				
Orlando Hudson, S OBP: 0.342, SLG: 0.402		0-0 G4-6-3		1-1 G4-3			2-3 K			3	0	0	0	0	1	1				
Inning Stats	R: 1 E: 0 K: 0 S: 7	H: 1 LOB: 2 BB: 2 P: 18	R: 1 E: 0 K: 0 S: 11	H: 2 LOB: 0 BB: 0 P: 16	R: 2 E: 0 K: 0 S: 13	H: 3 LOB: 1 BB: 0 P: 17	R: 0 E: 0 K: 0 S: 7	H: 0 LOB: 0 BB: 0 P: 12	R: 0 E: 0 K: 1 S: 10	H: 0 LOB: 1 BB: 2 P: 20	R: 0 E: 0 K: 0 S: 5	H: 0 LOB: 0 BB: 0 P: 10	R: 0 E: 0 K: 1 S: 6	H: 0 LOB: 0 BB: 0 P: 11	R: 0 E: 0 K: 0 S: 8	H: 1 LOB: 1 BB: 1 P: 16		1B: 4 2B: 4 3B: 0 HR: 0	SF: 0 SAC: 0 DP: 3 HBP: 0	WP: 0 PB: 0 SB: 0 CS: 0
PITCHER	IP WLS BF H R ER SO BB IBB HBP BLK WP HR S P ERA WHIP	6.0 L 26 6 4 4 1 4 0 0 0 0 0 8 17 0.00 1.667	1.0 4 0 0 0 1 1 0 0 0 0 0 0 8 17 0.00 1.000	1.0 3 1 0 0 0 0 0 0 0 0 0 0 6 10 0.00 1.000	PITCHER										IP WLS BF H R ER SO BB IBB HBP BLK WP HR S P ERA WHIP					

Batter	1	2	3	4	5	6	7	8	9	AB	R	H	RBI	BB	SO	LOB	TOP								
Bernie Williams, S OBP: 0.361, SLG: 0.410 (1, 8)	4-2 BB	2-1 P3			0-0 F9			1-1 BB 13 SF9 1B	1-2 HR	4	2	2	1	1	0	2	New York Yankees @ Toronto Blue Jays SkyDome, Toronto, ON Tue Jul 27 2004, 7:05 PM EDT Att: 30,087 - Dome - 68 F livebaseballscores.com AB 34 R 7 H 7 RBI 7 BB 5 SO 4 LOB 12								
2 Derek Jeter, R OBP: 0.329, SLG: 0.438 (1, 6)	1-2 F8		0-1 G6-3		2-2 G6-3			0-1 13 SF9 20 HR 1B	0-0 G4-3	5	1	1	0	0	0	1									
Gary Sheffield, R OBP: 0.399, SLG: 0.521 (1, 9)	2-2 P6		2-2 F8		2-2 G6-3			4-0 20 HR 1B	0-1 HR	4	2	1	1	1	0	1									
13 Alex Rodriguez, R OBP: 0.371, SLG: 0.518 (1, 5)	4-2 BB		2-2 HR		0-2 P4			1-2 SF9	2-3 K	3	1	1	2	1	1	0									
20 Jorge Posada, S OBP: 0.414, SLG: 0.502 (1, 2)	1-1 F9		3-2 G6-3		2-2 F8			1-2 HR		4	1	1	3	0	0	2									
55 Hideki Matsui, L OBP: 0.375, SLG: 0.504 (1, 7)		4-1 1B BB		0-1 G3			1-0 G3	4-2 S BB		2	0	0	0	2	0	0									
Ruben Sierra, S OBP: 0.309, SLG: 0.521 (1, 10)		1-3 K		0-0 G5-3			3-2 G4-3	2-2 F7		4	0	0	0	0	1	2									
Tony Clark, S OBP: 0.329, SLG: 0.459 (1, 3)		1-0 1B		0-3 K			0-0 E3	1-3 K		4	0	1	0	0	2	1									
Miguel Cairo, R OBP: 0.333, SLG: 0.418 (1, 4)		3-2 F7		1-2 G6-3			0-1 F7	0-1 G4-3		4	0	0	0	0	0	3									
Inning Stats	R: 0 E: 0 K: 0 S: 18	H: 0 LOB: 2 BB: 2 P: 30	R: 0 E: 0 K: 1 S: 14	H: 1 LOB: 2 BB: 1 P: 25	R: 1 E: 0 K: 0 S: 15	H: 1 LOB: 0 BB: 0 P: 22	R: 0 E: 0 K: 1 S: 6	H: 0 LOB: 0 BB: 0 P: 6	R: 0 E: 0 K: 0 S: 8	H: 0 LOB: 0 BB: 0 P: 11	R: 0 E: 0 K: 0 S: 11	H: 0 LOB: 1 BB: 0 P: 15	R: 0 E: 1 K: 0 S: 7	H: 0 LOB: 1 BB: 0 P: 11	R: 4 E: 0 K: 1 S: 19	H: 3 LOB: 1 BB: 2 P: 33	R: 2 E: 0 K: 1 S: 11	H: 2 LOB: 0 BB: 0 P: 14	1B: 3 2B: 0 3B: 0 HR: 4	SF: 1 SAC: 0 DP: 0 HBP: 0	WP: 0 PB: 0 SB: 2 CS: 0	PA: 40			
PITCHER	IP	WLS	BF	H	R	ER	SO	BB	IBB	HBP	BLK	WP	HR	S	P	ERA	WHIP								
Ted Lilly, L ERA: 3.92 (1, 1)	6.0		23	2	1	1	2	3	0	0	0	0	1	72	109	1.50	0.833								
Kevin Frederick, R ERA: (7, 1)	1.0	H	4	0	0	0	0	0	0	0	0	0	0	7	11	0.00	0.000								
Kerry Ligtenberg, R ERA: 5.97 (8, 1)	0.0	L	3	2	3	3	0	1	0	0	0	0	0	4	9	∞	∞								
Justin Speier, R ERA: 5.22 (8, 1)	1.0	B	5	1	1	1	1	1	0	0	0	0	1	15	24	9.00	2.000								
Michael Nakamura, R ERA: 7.88 (9, 1)	1.0		5	2	2	2	1	0	0	0	0	0	2	11	14	18.00	2.000								

Batter	1	2	3	4	5	6	7	8	9	AB	R	H	RBI	BB	SO	LOB	BOTTOM								
3 Reed Johnson, R OBP: 0.335, SLG: 0.392 (1, 7)	0-3 K		1-0 G4-6-3 1B		0-1 G6-3			2-3 K		5	0	2	0	0	2	1	New York Yankees @ Toronto Blue Jays SkyDome, Toronto, ON Tue Jul 27 2004, 7:05 PM EDT Att: 30,087 - Dome - 68 F livebaseballscores.com AB 38 R 4 H 13 RBI 4 BB 5 SO 8 LOB 27								
Frank Catalanotto, L OBP: 0.364, SLG: 0.444 (1, 10)	3-3 K		2-2 G4-6-3 1-2		2-2 G3		1-3 9 BB 1B	0-2 10 BB 3B		3	0	0	0	0	1	1									
Frank Menechino, R OBP: 0.389, SLG: 0.470 (7, PH)										2	1	2	0	0	0	0									
10 Vernon Wells, R OBP: 0.352, SLG: 0.468 (1, 8)	1-2 F7		0-1 HR		1-2 1B		0-0 P3	4-2 3B BB		4	2	2	1	1	0	2									
Carlos Delgado, L OBP: 0.315, SLG: 0.411 (1, 3)		4-2 15 FC5-4 9 BB BB	3-1 1B		0-2 G4-3		1-3 K	0-3 K		4	0	1	0	1	2	5									
9 Gregg Zaun, S OBP: 0.390, SLG: 0.415 (1, 2)		4-1 15 FC5-4 BB	0-0 F8		1-1 G5-3		4-0 BB	1-3 K		3	0	0	0	2	1	3									
Eric Hinske, L OBP: 0.329, SLG: 0.396 (1, 5)		1-3 K		1-2 F7		1-1 HR	0-0 F7	3-2 1H 2H 3B		5	1	2	3	0	1	5									
15 Alex Rios, R OBP: 0.344, SLG: 0.422 (1, 9)		2-2 FC5-4 1-2 2-3		2-2 2B		1-2 2B 1B		3-2 G6-3	1-3 K	5	0	2	0	0	1	3									
Orlando Hudson, S OBP: 0.346, SLG: 0.410 (1, 4)		4-1 BB		1-0 P6		1-0 1H 2B		1-2 1B		3	0	2	0	1	0	1									
Chris Woodward, R OBP: 0.295, SLG: 0.401 (1, 6)		3-2 F7		1-1 P4		2-0 P3		1-0 F8		4	0	0	0	0	0	6									
Inning Stats	R: 0 E: 0 K: 2 S: 14	H: 0 LOB: 0 BB: 0 P: 18	R: 0 E: 0 K: 1 S: 15	H: 0 LOB: 3 BB: 3 P: 33	R: 1 E: 0 K: 0 S: 9	H: 3 LOB: 1 BB: 0 P: 15	R: 0 E: 0 K: 0 S: 9	H: 1 LOB: 1 BB: 0 P: 14	R: 0 E: 0 K: 0 S: 11	H: 1 LOB: 1 BB: 0 P: 14	R: 1 E: 0 K: 0 S: 9	H: 3 LOB: 1 BB: 0 P: 15	R: 0 E: 0 K: 1 S: 9	H: 2 LOB: 3 BB: 1 P: 17	R: 0 E: 0 K: 1 S: 12	H: 1 LOB: 1 BB: 0 P: 19	R: 2 E: 0 K: 3 S: 18	H: 2 LOB: 1 BB: 1 P: 27	1B: 8 2B: 2 3B: 1 HR: 2	SF: 0 SAC: 0 DP: 1 HBP: 0	WP: 0 PB: 0 SB: 1 CS: 0	PA: 43			
PITCHER	IP	WLS	BF	H	R	ER	SO	BB	IBB	HBP	BLK	WP	HR	S	P	ERA	WHIP								
Orlando Hernandez, R ERA: 2.37 (1, 1)	2.0		9	0	0	0	3	3	0	0	0	0	0	29	51	0.00	1.500								
Juan Padilla, R ERA: 5.0 (3, 1)	2.2		12	5	1	1	0	0	0	0	0	0	1	26	40	3.38	1.875								
Felix Heredia, L ERA: 0.35 (5, 1)	1.0		5	3	1	1	0	0	0	0	0	0	1	11	15	9.00	3.000								
Bret Prinz, R ERA: 4.7 (6, 1)	1.0		6	2	0	0	1	1	0	0	0	0	0	9	19	0.00	3.000								
Scott Proctor, R ERA: 5.21 (7, 1)	0.2	W	3	1	0	0	0	0	0	0	0	0	0	8	12	0.00	1.500								

Batter	1	2	3	4	5	6	7	8	9	AB	R	H	RBI	BB	SO	LOB	TOP								
15 Alex Rios, R OBP: 0.344, SLG: 0.418	G1-3		FC5-4 1B		F8		G4-3			4	0	1	0	0	0	0	Toronto Blue Jays @ Tampa Bay Devil Rays Tropicana Field, St. Petersburg, FL Fri Jul 30 2004, 7:15 PM EDT Att: 10,531 - Dome - 72 F livebaseballscorecards.com								
Frank Menechino, R OBP: 0.382, SLG: 0.460 Orlando Hudson, S OBP: 0.342, SLG: 0.404	P2		F9		G6-3		F8			4	0	0	0	0	0	1									
10 Vernon Wells, R OBP: 0.354, SLG: 0.475			FC5-4 1B		G5-3					4	0	2	0	0	0	1									
Carlos Delgado, L OBP: 0.320, SLG: 0.413	G3									3	1	1	0	1	0	1									
Josh Phelps, R OBP: 0.297, SLG: 0.409			F8		HR					4	2	3	0	0	2										
3 Reed Johnson, R OBP: 0.333, SLG: 0.391			F9		G4-3		F8			4	0	0	0	0	0	2									
Eric Hinske, L OBP: 0.329, SLG: 0.397					G3-1 2B		K			4	0	2	0	0	1	0									
Chris Gomez, R OBP: 0.348, SLG: 0.347			G5-3		G3-1		L4			4	0	0	0	0	0	2									
Kevin Cash, R OBP: 0.261, SLG: 0.320					K		F7			4	0	0	0	0	1	1									
Inning Stats	R: 0 E: 0 K: 0 S: 10	H: 1 LOB: 1 BB: 0 P: 14	R: 0 E: 0 K: 0 S: 9	H: 1 LOB: 1 BB: 0 P: 11	R: 0 E: 0 K: 1 S: 9	H: 1 LOB: 1 BB: 0 P: 17	R: 2 E: 0 K: 0 S: 16	H: 3 LOB: 1 BB: 0 P: 23	R: 0 E: 0 K: 0 S: 6	H: 0 LOB: 0 BB: 0 P: 12	R: 1 E: 0 K: 1 S: 9	H: 1 LOB: 0 BB: 0 P: 13	R: 0 E: 0 K: 0 S: 7	H: 0 LOB: 0 BB: 0 P: 12	R: 0 E: 0 K: 0 S: 9	H: 1 LOB: 2 BB: 1 P: 15	R: 0 E: 0 K: 0 S: 12	H: 0 LOB: 0 BB: 0 P: 18	1B: 5 2B: 1 3B: 0 HR: 2	SF: 0 SAC: 0 DP: 0 HBP: 0	WP: 0 PB: 0 SB: 0 CS: 0	PA: 36			
PITCHER	IP	WLS	BF	H	R	ER	SO	BB	IBB	HBP	BLK	WP	HR	S	P	ERA	WHIP								
John Halama, L ERA: 4.5	(1, 1)	7.1	L	31	8	3	3	2	1	0	0	0	2	69	109	3.68	1.227								
Jesus Colome, R ERA: 3.39	(8, 1)	0.2		2	0	0	0	0	0	0	0	0	0	6	8	0.00	0.000								
Lance Carter, R ERA: 3.35	(9, 1)	1.0		3	0	0	0	0	0	0	0	0	0	12	18	0.00	0.000								

Batter	1	2	3	4	5	6	7	8	9	AB	R	H	RBI	BB	SO	LOB	BOTTOM								
13 Carl Crawford, L OBP: 0.336, SLG: 0.458	K		F8							4	0	0	0	0	2	1	Toronto Blue Jays @ Tampa Bay Devil Rays Tropicana Field, St. Petersburg, FL Fri Jul 30 2004, 7:15 PM EDT Att: 10,531 - Dome - 72 F livebaseballscorecards.com								
5 Rocco Baldelli, R OBP: 0.333, SLG: 0.413					G5-3		G5-3			3	0	1	0	1	0	1									
Aubrey Huff, L OBP: 0.343, SLG: 0.455					F8		G4-3			4	0	0	0	0	1	2									
Tino Martinez, L OBP: 0.377, SLG: 0.477					P5		K			4	0	0	0	0	3	2									
José Cruz Jr., S OBP: 0.358, SLG: 0.462					F8		1B BB			3	0	0	0	1	0	1									
Julio Lugo, R OBP: 0.341, SLG: 0.415					G4-3		F8			3	0	1	0	0	0	0									
Toby Hall, R OBP: 0.339, SLG: 0.405					G6-3		G6-3			3	0	0	0	0	0	2									
Rey Sanchez, R OBP: 0.293, SLG: 0.357					G6-3		E6			3	0	0	0	0	0	0									
Geoff Blum, S OBP: 0.253, SLG: 0.347					G3-1		F8			3	0	0	0	0	1	1									
Inning Stats	R: 0 E: 0 K: 2 S: 14	H: 1 LOB: 1 BB: 0 P: 17	R: 0 E: 0 K: 0 S: 4	H: 0 LOB: 0 BB: 0 P: 5	R: 0 E: 0 K: 0 S: 6	H: 0 LOB: 0 BB: 0 P: 8	R: 0 E: 0 K: 0 S: 4	H: 0 LOB: 0 BB: 0 P: 6	R: 0 E: 0 K: 0 S: 7	H: 0 LOB: 0 BB: 0 P: 14	R: 0 E: 1 K: 1 S: 8	H: 0 LOB: 1 BB: 0 P: 12	R: 0 E: 0 K: 1 S: 11	H: 1 LOB: 2 BB: 1 P: 19	R: 0 E: 0 K: 1 S: 5	H: 0 LOB: 0 BB: 0 P: 8	R: 0 E: 0 K: 2 S: 8	H: 0 LOB: 1 BB: 1 P: 16	1B: 2 2B: 0 3B: 0 HR: 0	SF: 0 SAC: 0 DP: 0 HBP: 0	WP: 0 PB: 0 SB: 0 CS: 0	PA: 32			
PITCHER	IP	WLS	BF	H	R	ER	SO	BB	IBB	HBP	BLK	WP	HR	S	P	ERA	WHIP								
Josh Towers, R ERA: 4.18	(1, 1)	7.0	W	25	2	0	0	4	1	0	0	0	0	54	81	0.00	0.429								
Vinnie Chulk, R ERA: 3.0	(8, 1)	1.0	H	3	0	0	0	1	0	0	0	0	0	5	8	0.00	0.000								
54 Jason Frasor, R ERA: 2.14	(9, 1)	1.0	S	4	0	0	0	2	1	0	0	0	0	8	16	0.00	1.000								

Batter	1	2	3	4	5	6	7	8	9	AB	R	H	RBI	BB	SO	LOB	TOP			
15 Alex Rios, R OBP: 0.345, SLG: 0.415	G6-3		F8					HR	K	4	1	1	0	1	1	2	Toronto Blue Jays @ Tampa Bay Devil Rays Tropicana Field, St. Petersburg, FL Sat Jul 31 2004, 6:15 PM EDT Att: 17,418 - Dome - 72 F			
Eric Hinske, L OBP: 0.329, SLG: 0.404	K		F7					HR		4	1	1	2	0	1	1				
10 Vernon Wells, R OBP: 0.353, SLG: 0.472	K		F8							4	0	1	0	0	2	0				
Carlos Delgado, L OBP: 0.322, SLG: 0.438		HR								4	2	2	2	0	2	1				
9 Gregg Zaun, S OBP: 0.390, SLG: 0.411										4	0	1	0	0	1	1				
3 Read Johnson, R OBP: 0.333, SLG: 0.390										4	1	1	0	0	2	1				
Frank Catalanotto, L OBP: 0.394, SLG: 0.439 Dave Berg, R OBP: 0.290, SLG: 0.320										3	0	1	0	1	1	0				
Chris Gomez, R OBP: 0.350, SLG: 0.349										4	0	2	0	0	0	2				
Orlando Hudson, S OBP: 0.338, SLG: 0.398										4	0	0	1	0	0	4				
Inning Stats	R: 0 E: 0 K: 2 S: 8	H: 0 LOB: 0 BB: 0 P: 10	R: 1 E: 0 K: 2 S: 15	H: 2 LOB: 2 BB: 1 P: 21	R: 0 E: 0 K: 0 S: 6	H: 0 LOB: 0 BB: 0 P: 8	R: 1 E: 0 K: 1 S: 11	H: 1 LOB: 0 BB: 0 P: 17	R: 0 E: 0 K: 3 S: 12	H: 1 LOB: 1 BB: 0 P: 17	R: 0 E: 0 K: 0 S: 10	H: 0 LOB: 0 BB: 0 P: 11	R: 2 E: 0 K: 1 S: 10	H: 3 LOB: 0 BB: 0 P: 14	R: 1 E: 0 K: 1 S: 15	H: 2 LOB: 2 BB: 0 P: 22	1B: 7 2B: 0 3B: 0 HR: 3	SF: 0 SAC: 0 DP: 2 HBP: 0	WP: 1 PB: 0 SB: 1 CS: 1	PA: 37
PITCHER	IP	WLS	BF	H	R	ER	SO	BB	IBB	HBP	BLK	WP	HR	S	P	ERA	WHIP			
Jorge Sosa, R ERA: 5.36	5.0	W	20	4	2	2	5	2	0	0	0	0	2	51	74	3.60	1.200			
Travis Harper, R ERA: 4.59	2.0		10	4	2	2	3	0	0	0	0	1	1	27	36	9.00	2.000			
Trever Miller, L ERA: 2.76	1.0	H	2	0	0	0	1	0	0	0	0	0	0	5	6	0.00	0.000			
Danys Baez, R ERA: 3.0	1.0	S	5	2	1	1	1	0	0	0	0	0	0	15	22	9.00	2.000			

AB	35
R	5
H	10
RBI	5
BB	2
SO	10
LOB	12



Batter	1	2	3	4	5	6	7	8	9	AB	R	H	RBI	BB	SO	LOB	BOTTOM			
13 Carl Crawford, L OBP: 0.335, SLG: 0.456	G4-3									4	1	1	0	0	1	0	Toronto Blue Jays @ Tampa Bay Devil Rays Tropicana Field, St. Petersburg, FL Sat Jul 31 2004, 6:15 PM EDT Att: 17,418 - Dome - 72 F			
5 Rocco Baldelli, R OBP: 0.335, SLG: 0.420	WP									4	1	2	0	0	1	0				
Aubrey Huff, L OBP: 0.342, SLG: 0.455	L3									4	1	1	2	0	1	1				
Tino Martinez, L OBP: 0.373, SLG: 0.470	P2									4	0	0	0	0	0	2				
José Cruz Jr., S OBP: 0.359, SLG: 0.459										2	0	0	0	2	1	0				
Julio Lugo, R OBP: 0.342, SLG: 0.413										2	2	0	1	1	0	1				
Robert Fick, L OBP: 0.287, SLG: 0.352 Rey Sanchez, R OBP: 0.293, SLG: 0.357										4	1	2	2	0	0	2				
Geoff Blum, S OBP: 0.258, SLG: 0.350										4	0	2	1	0	2	2				
Brook Fordyce, R OBP: 0.226, SLG: 0.240										3	0	0	0	0	1	3				
Inning Stats	R: 0 E: 0 K: 0 S: 11	H: 1 LOB: 1 BB: 0 P: 16	R: 2 E: 0 K: 1 S: 11	H: 2 LOB: 0 BB: 0 P: 15	R: 4 E: 0 K: 0 S: 21	H: 5 LOB: 2 BB: 1 P: 33	R: 0 E: 0 K: 0 S: 8	H: 0 LOB: 0 BB: 0 P: 14	R: 0 E: 0 K: 2 S: 9	H: 0 LOB: 0 BB: 0 P: 13	R: 0 E: 0 K: 2 S: 8	H: 0 LOB: 0 BB: 0 P: 14	R: 0 E: 0 K: 1 S: 9	H: 0 LOB: 0 BB: 0 P: 15	1B: 4 2B: 3 3B: 0 HR: 1	SF: 0 SAC: 0 DP: 0 HBP: 1	WP: 2 PB: 0 SB: 1 CS: 1	PA: 35		
PITCHER	IP	WLS	BF	H	R	ER	SO	BB	IBB	HBP	BLK	WP	HR	S	P	ERA	WHIP			
Dave Bush, R ERA: 3.64	2.2	L	17	8	6	6	1	1	0	0	0	0	0	15	31	0.00	1.200			
Michael Nakamura, R ERA: 7.36	1.2		7	0	0	0	0	2	0	0	0	0	0	17	24	0.00	0.000			
Justin Speier, R ERA: 5.01	1.2		5	0	0	0	3	0	0	0	0	1	0	17	29	0.00	0.000			
Kevin Frederick, R ERA:	2.0		6	0	0	0	3	0	0	0	0	0	0	17	29	0.00	0.000			

AB	31
R	6
H	8
RBI	6
BB	3
SO	7
LOB	11



Batter	1	2	3	4	5	6	7	8	9	AB	R	H	RBI	BB	SO	LOB	TOP								
15 Alex Rios, R OBP: 0.348, SLG: 0.431	G6-3		L5			HR		FC6-4 1B		4	1	2	3	0	0	1	Toronto Blue Jays @ Tampa Bay Devil Rays Tropicana Field, St. Petersburg, FL Sun Aug 01 2004, 1:15 PM EDT Att: 10,750 - Dome - 72 F								
Eric Hinske, L OBP: 0.328, SLG: 0.402	1B		P6			G4-3		FC6-4 10 FC6-4		4	0	1	0	0	0	2									
10 Vernon Wells, R OBP: 0.349, SLG: 0.466	K			P5		F9		FC6-4		4	0	0	0	0	1	2									
Carlos Delgado, L OBP: 0.318, SLG: 0.431	K			K			K	K		4	0	0	0	0	4	2									
9 Gregg Zaun, S OBP: 0.391, SLG: 0.407		BB		F8			BB		L4	2	0	0	0	2	0	0									
3 Reed Johnson, R OBP: 0.329, SLG: 0.386	F8				G5-3		F8		K	4	0	0	0	0	1	2									
Frank Catalanotto, L OBP: 0.359, SLG: 0.430	P6				F8		G6-3		K	4	0	0	0	0	1	1									
Chris Gomez, R OBP: 0.353, SLG: 0.357			G4-3 2B			F7		2B 15 1B		3	1	2	0	0	0	0									
Orlando Hudson, S OBP: 0.338, SLG: 0.401			G4-3			P6		15 1B 2B		3	1	1	0	0	0	1									
Inning Stats	R: 0 H: 1 E: 0 K: 2 S: 13	H: 1 LOB: 1 BB: 0 P: 17	R: 0 H: 0 E: 0 K: 0 S: 8	H: 0 LOB: 0 BB: 1 P: 14	R: 0 H: 1 E: 0 K: 0 S: 9	H: 1 LOB: 1 BB: 0 P: 16	R: 0 H: 0 E: 0 K: 1 S: 7	H: 0 LOB: 0 BB: 0 P: 11	R: 0 H: 0 E: 0 K: 0 S: 9	H: 0 LOB: 0 BB: 0 P: 15	R: 1 H: 1 E: 0 K: 0 S: 5	H: 1 LOB: 0 BB: 0 P: 8	R: 0 H: 0 E: 0 K: 1 S: 8	H: 0 LOB: 1 BB: 1 P: 18	R: 2 H: 3 E: 0 K: 1 S: 18	H: 3 LOB: 1 BB: 0 P: 27	R: 0 H: 0 E: 0 K: 2 S: 8	H: 0 LOB: 0 BB: 0 P: 11	1B: 3 2B: 2 3B: 0 HR: 1	SF: 0 SAC: 0 DP: 0 HBP: 0	WP: 0 PB: 0 SB: 0 CS: 1	PA: 34			
PITCHER	IP	WLS	BF	H	R	ER	SO	BB	IBB	HBP	BLK	WP	HR	S	P	ERA	WHIP								
Dewon Brazelton, R ERA: 2.89	6.2	W	24	3	1	1	4	2	0	0	0	0	1	57	96	1.35	0.750								
Jesus Colome, R ERA: 4.0	0.1	H	4	3	2	2	0	0	0	0	0	0	0	13	22	54.00	9.000								
Trever Miller, L ERA: 2.67	1.0	H	3	0	0	0	1	0	0	0	0	0	0	7	8	0.00	0.000								
Danys Baez, R ERA: 2.93	1.0	S	3	0	0	0	2	0	0	0	0	0	0	8	11	0.00	0.000								

Batter	1	2	3	4	5	6	7	8	9	AB	R	H	RBI	BB	SO	LOB	BOTTOM								
13 Carl Crawford, L OBP: 0.334, SLG: 0.459	F8		HR		K			K		4	1	1	0	0	2	0	Toronto Blue Jays @ Tampa Bay Devil Rays Tropicana Field, St. Petersburg, FL Sun Aug 01 2004, 1:15 PM EDT Att: 10,750 - Dome - 72 F								
5 Rocco Baldelli, R OBP: 0.334, SLG: 0.418	G6-3		F9			F9		S 1B		4	1	1	0	0	1										
Aubrey Huff, L OBP: 0.343, SLG: 0.462	G6-3		HR			1B 1B		K		3	2	1	2	1	1										
Tino Martinez, L OBP: 0.374, SLG: 0.471		G4-3	K			HBP FC5 1B		WP 1B		4	1	2	1	0	1										
José Cruz Jr., S OBP: 0.361, SLG: 0.460		1B			K	FC5 HBP 1B		G3		4	0	2	1	0	1										
Julio Lugo, R OBP: 0.344, SLG: 0.414		1B			G1-3	K		S S 1B		4	0	2	0	0	1										
Robert Fick, L OBP: 0.286, SLG: 0.347		K			L6	FC5 HBP		F7		3	0	0	0	0	1										
Toby Hall, R OBP: 0.335, SLG: 0.398	G6-3					F7		F8		4	0	0	1	0	5										
Rey Sanchez, R OBP: 0.288, SLG: 0.351			F9		G5-3	FC5-4		G5-3		4	0	0	0	0	4										
Inning Stats	R: 0 H: 0 E: 0 K: 0 S: 11	H: 0 LOB: 0 BB: 0 P: 18	R: 0 H: 2 E: 0 K: 1 S: 13	H: 2 LOB: 0 BB: 0 P: 20	R: 2 H: 2 E: 0 K: 1 S: 10	H: 2 LOB: 0 BB: 0 P: 18	R: 0 H: 0 E: 0 K: 1 S: 8	H: 0 LOB: 0 BB: 0 P: 13	R: 0 H: 0 E: 0 K: 1 S: 7	H: 0 LOB: 0 BB: 0 P: 8	R: 2 H: 2 E: 0 K: 1 S: 18	H: 2 LOB: 3 BB: 1 P: 29	R: 1 H: 2 E: 0 K: 2 S: 14	H: 2 LOB: 1 BB: 0 P: 22	R: 0 H: 1 E: 0 K: 0 S: 10	H: 1 LOB: 1 BB: 0 P: 16	1B: 7 2B: 0 3B: 1 HR: 1	SF: 0 SAC: 0 DP: 0 HBP: 1	WP: 1 PB: 0 SB: 3 CS: 0	PA: 36					
PITCHER	IP	WLS	BF	H	R	ER	SO	BB	IBB	HBP	BLK	WP	HR	S	P	ERA	WHIP								
Sean Douglass, R ERA: 4.91	5.2	L	26	6	4	4	5	1	0	1	0	0	1	66	104	6.35	1.235								
Kerry Ligtenberg, R ERA: 5.94	1.2		8	3	1	1	2	0	0	0	0	1	0	20	32	5.40	1.800								
Justin Speier, R ERA: 4.93	0.2		2	0	0	0	0	0	0	0	0	0	0	5	8	0.00	0.000								

Batter	1	2	3	4	5	6	7	8	9	AB	R	H	RBI	BB	SO	LOB	TOP				
Coco Crisp, S OBP: 0.313, SLG: 0.417 (1, 7)	1-2 1B		3-2 P4		1-1 F7			0-1 F7		4	0	1	0	0	0	2					
Omar Vizquel, S OBP: 0.390, SLG: 0.402 (1, 6)	2-2 2B		0-0 G4-3			1-2 G4-3		2-1 1B		4	0	2	0	0	0	0					
Ronnie Belliard, R OBP: 0.370, SLG: 0.420 (1, 4)	0-2 G1-3			0-2 2B		0-1 L9		3-1 F9		4	1	1	0	0	0	3					
41 Victor Martinez, S OBP: 0.372, SLG: 0.527 (1, 2)	4-2 BB			1-0 SF8		1-3 K			0-0 1B	2	0	1	1	1	1	0					
48 Travis Hafner, L OBP: 0.415, SLG: 0.585 (1, 10)	0-3 K			0-0 G4-3			1-0 P4	1-2 FC5-4		4	0	0	0	0	1	3					
Casey Blake, R OBP: 0.349, SLG: 0.453 (1, 5)		2-2 G6-3		2-0 F8			1-1 G3	3-1 F9		4	0	0	0	0	0	1					
Jody Gerut, L OBP: 0.336, SLG: 0.404 (1, 9)		1-0 P3			4-1 BB		2-3 K	4-2 BB		2	0	0	0	2	1	0					
Lou Merloni, R OBP: 0.352, SLG: 0.438 (9, PH)		1-0 F7			1-2 K			0-0 G6-3	4-1 BB	3	0	0	0	0	1	1					
Ben Broussard, L OBP: 0.372, SLG: 0.430 (9, PH)								1-2 BB		0	0	0	0	1	0	0					
24 Grady Sizemore, L OBP: 0.465, SLG: 0.588 (1, 8)			2-2 F8		0-1 G5-3			1-1 1B	0-2 G3-1	4	0	1	0	0	0	4					
Inning Stats	R: 0 E: 1 K: 1 S: 14	H: 2 LOB: 2 BB: 1 P: 21	R: 0 E: 0 K: 0 S: 6	H: 0 LOB: 0 BB: 0 P: 10	R: 0 E: 0 K: 0 S: 8	H: 0 LOB: 0 BB: 0 P: 13	R: 1 E: 0 K: 0 S: 6	H: 1 LOB: 1 BB: 1 P: 9	R: 0 E: 0 K: 1 S: 10	H: 0 LOB: 0 BB: 0 P: 12	R: 0 E: 0 K: 1 S: 7	H: 0 LOB: 0 BB: 0 P: 11	R: 0 E: 0 K: 0 S: 9	H: 2 LOB: 2 BB: 0 P: 15	R: 0 E: 0 K: 0 S: 14	H: 1 LOB: 3 BB: 2 P: 26	1B: 3 2B: 3 3B: 0 HR: 0	SF: 1 SAC: 0 DP: 0 HBP: 0	WP: 1 PB: 0 SB: 0 CS: 0	PA: 36	
PITCHER	IP	WLS	BF	H	R	ER	SO	BB	IBB	HBP	BLK	WP	HR	S	P	ERA	WHIP				
Ted Lilly, L ERA: 3.78 (1, 1)	7.0	W	25	3	1	1	4	2	0	0	0	1	0	59	90	1.29	0.714				
Vinnie Chulk, R ERA: 2.91 (8, 1)	1.0		5	2	0	0	0	0	0	0	0	0	0	9	15	0.00	2.000				
54 Jason Frasor, R ERA: 2.09 (9, 1)	1.0		6	1	0	0	0	2	0	0	0	0	0	14	26	0.00	3.000				

Cleveland Indians @ Toronto Blue Jays
SkyDome, Toronto, ON
Mon Aug 02 2004, 1:05 PM EDT
Att: 17,549 - Sunny - 79 F

AB 31
R 1
H 6
RBI 1
BB 4
SO 4
LOB 14



Batter	1	2	3	4	5	6	7	8	9	AB	R	H	RBI	BB	SO	LOB	BOTTOM				
Frank Menechino, R OBP: 0.379, SLG: 0.456 (1, 5)	2-1 G4-3	2-3 K			0-1 1B		1-2 F8			4	1	1	1	0	1	0					
Chris Gomez, R OBP: 0.348, SLG: 0.351 (1, 6)	3-1 E4		2-1 L9		1-3 K		1-2 G6-3			4	1	0	0	0	1	1					
15 Alex Rios, R OBP: 0.350, SLG: 0.432 (1, 9)	2-2 1B		1-3 K		0-1 1B		1-2 K			4	1	2	0	0	2	0					
Carlos Delgado, L OBP: 0.321, SLG: 0.436 (1, 3)	3-2 G4-3		2-2 1B		3-1 2B			2-3 K		4	0	2	1	0	1	2					
10 Vernon Wells, R OBP: 0.349, SLG: 0.474 (1, 8)	2-1 HR		2-3 K		1-2 F7			1-3 K		3	1	1	3	0	1	3					
3 Reed Johnson, R OBP: 0.329, SLG: 0.385 (6, 8)										1	0	0	0	0	1	0					
Josh Phelps, R OBP: 0.296, SLG: 0.417 (1, 10)	2-1 HR			3-2 K	2-3 K			0-3 K		4	1	1	1	0	3	2					
9 Gregg Zaun, S OBP: 0.387, SLG: 0.402 (1, 2)	2-0 L4			2-3 K		1-0 P4				3	0	0	0	0	1	0					
Dave Berg, R OBP: 0.274, SLG: 0.313 (1, 7)			0-1 F8		1-2 G4-3		3-3 K			3	0	0	0	0	1	0					
Orlando Hudson, S OBP: 0.338, SLG: 0.407 (1, 4)		1-1 F9			0-1 1B	2-2 F7				3	1	1	0	0	0	0					
Inning Stats	R: 4 E: 1 K: 0 S: 16	H: 3 LOB: 0 BB: 0 P: 32	R: 0 E: 0 K: 1 S: 8	H: 0 LOB: 0 BB: 0 P: 11	R: 0 E: 0 K: 2 S: 18	H: 1 LOB: 1 BB: 0 P: 25	R: 0 E: 0 K: 2 S: 11	H: 0 LOB: 0 BB: 0 P: 17	R: 2 E: 0 K: 2 S: 17	H: 4 LOB: 2 BB: 0 P: 24	R: 0 E: 0 K: 1 S: 10	H: 0 LOB: 0 BB: 0 P: 16	R: 0 E: 0 K: 1 S: 11	H: 0 LOB: 0 BB: 0 P: 14	R: 0 E: 0 K: 3 S: 9	H: 0 LOB: 0 BB: 0 P: 12	1B: 4 2B: 1 3B: 1 HR: 2	SF: 0 SAC: 0 DP: 0 HBP: 0	WP: 0 PB: 0 SB: 0 CS: 0	PA: 33	
PITCHER	IP	WLS	BF	H	R	ER	SO	BB	IBB	HBP	BLK	WP	HR	S	P	ERA	WHIP				
31 Cliff Lee, L ERA: 4.63 (1, 1)	4.1	L	22	8	6	2	6	0	0	0	0	0	0	16	25	0.00	0.000				
Bob Howry, R ERA: 1.4 (5, 1)	1.2		5	0	0	0	2	0	0	0	0	0	0	11	14	0.00	0.000				
David Riske, R ERA: 4.64 (7, 1)	1.0		3	0	0	0	1	0	0	0	0	0	0	9	12	0.00	0.000				
59 Matt Miller, R ERA: 4.96 (8, 1)	1.0		3	0	0	0	3	0	0	0	0	0	0	9	12	0.00	0.000				

Cleveland Indians @ Toronto Blue Jays
SkyDome, Toronto, ON
Mon Aug 02 2004, 1:05 PM EDT
Att: 17,549 - Sunny - 79 F

AB 33
R 6
H 8
RBI 6
BB 0
SO 12
LOB 8



Batter	1	2	3	4	5	6	7	8	9	AB	R	H	RBI	BB	SO	LOB	TOP								
Matt Lawton, L (1, 7) OBP: 0.362, SLG: 0.442	G4-3		G4-3		G4-3		K		G5-3	5	0	0	1	0	1	1	Cleveland Indians @ Toronto Blue Jays SkyDome, Toronto, ON Tue Aug 03 2004, 7:05 PM EDT Att: 15,025 - Sunny - 84 F								
Omar Vizquel, S (1, 6) OBP: 0.381, SLG: 0.402			G5-3				G3			3	1	1	0	1	0	0									
John McDonald, R (8, 6) OBP: 0.258, SLG: 0.323										0	0	0	0	0	0	0									
Coco Crisp, S (9, PH) OBP: 0.315, SLG: 0.417	BB								BB	0	0	0	0	1	0	0									
48 Travis Hafner, L (1, 10) OBP: 0.412, SLG: 0.588	K		P5							5	1	1	2	0	1	3									
41 Victor Martinez, S (1, 2) OBP: 0.370, SLG: 0.522										3	0	0	0	1	0	1									
Tim Laker, R (8, 2) OBP: 0.292, SLG: 0.322	G6-3									0	0	0	0	0	0	0									
Ben Broussard, L (1, 3) OBP: 0.377, SLG: 0.433										3	2	2	0	1	0	1									
Casey Blake, R (1, 5) OBP: 0.345, SLG: 0.459										4	1	1	2	0	0	3									
Jody Gerut, L (1, 9) OBP: 0.337, SLG: 0.405										4	1	2	0	0	0	1									
Ronnie Belliard, R (1, 4) OBP: 0.369, SLG: 0.421										4	0	1	1	0	0	2									
24 Grady Sizemore, L (1, 8) OBP: 0.426, SLG: 0.526	K									4	0	0	0	0	3	3									
Inning Stats	R: 0 E: 0 K: 1 S: 9	H: 0 LOB: 1 BB: 1 P: 17	R: 1 E: 0 K: 1 S: 12	H: 1 LOB: 1 BB: 23 P: 23	R: 0 E: 0 K: 0 S: 9	H: 0 LOB: 0 BB: 0 P: 13	R: 2 E: 0 K: 0 S: 10	H: 1 LOB: 0 BB: 1 P: 16	R: 2 E: 0 K: 1 S: 9	H: 2 LOB: 0 BB: 0 P: 15	R: 0 E: 0 K: 0 S: 12	H: 1 LOB: 1 BB: 0 P: 19	R: 0 E: 0 K: 1 S: 8	H: 0 LOB: 0 BB: 0 P: 13	R: 0 E: 0 K: 0 S: 9	H: 1 LOB: 1 BB: 1 P: 13	R: 1 E: 0 K: 1 S: 16	H: 2 LOB: 2 BB: 1 P: 27	1B: 5 2B: 1 3B: 0 HR: 2	SF: 0 SAC: 0 DP: 0 HBP: 0	WP: 0 PB: 0 SB: 2 CS: 0	PA: 39			
PITCHER	IP	WLS	BF	H	R	ER	SO	BB	IBB	HBP	BLK	WP	HR	S	P	ERA	WHIP								
Miguel Batista, R (1, 1) ERA: 4.08	7.0		29	5	5	5	4	3	0	0	0	0	2	69	116	6.43	1.143								
Justin Speier, R (8, 1) ERA: 4.51	1.0	W	4	1	0	0	0	0	0	0	0	0	0	9	13	0.00	1.000								
54 Jason Frasor, R (9, 1) ERA: 2.23	1.0	S	6	2	1	1	1	1	0	0	0	0	0	16	27	9.00	3.000								

Batter	1	2	3	4	5	6	7	8	9	AB	R	H	RBI	BB	SO	LOB	BOTTOM								
Chris Gomez, R (1, 6) OBP: 0.349, SLG: 0.352	P6		F9		E9 15 WP 2H		F9			5	0	2	1	0	0	1	Cleveland Indians @ Toronto Blue Jays SkyDome, Toronto, ON Tue Aug 03 2004, 7:05 PM EDT Att: 15,025 - Sunny - 84 F								
Eric Hinske, L (1, 5) OBP: 0.324, SLG: 0.397	K		F9		K		F9			5	0	0	0	0	3	5									
15 Alex Rios, R (1, 9) OBP: 0.351, SLG: 0.436			G1-3		K					5	1	2	0	0	1	4									
Carlos Delgado, L (1, 3) OBP: 0.323, SLG: 0.446	K									3	1	1	2	1	1	1									
10 Vernon Wells, R (1, 8) OBP: 0.351, SLG: 0.477										4	1	2	0	0	0	1									
Frank Catalanotto, L (1, 10) OBP: 0.380, SLG: 0.426										2	0	0	0	2	0	1									
Chris Woodward, R (8, PH) OBP: 0.295, SLG: 0.401										0	1	0	0	0	0	0									
9 Gregg Zaun, S (1, 2) OBP: 0.389, SLG: 0.414										3	2	1	1	1	1	2									
Dave Berg, R (1, 7) OBP: 0.288, SLG: 0.333										4	1	3	1	0	0	3									
3 Reed Johnson, R (9, 7) OBP: 0.325, SLG: 0.385										0	0	0	0	0	0	0									
Orlando Hudson, S (1, 4) OBP: 0.334, SLG: 0.403										3	0	0	0	0	2	3									
Frank Menechino, R (8, PH) OBP: 0.382, SLG: 0.456										0	0	0	1	1	0	0									
Inning Stats	R: 0 E: 0 K: 2 S: 14	H: 1 LOB: 1 BB: 0 P: 23	R: 1 E: 0 K: 1 S: 13	H: 2 LOB: 1 BB: 0 P: 20	R: 0 E: 0 K: 0 S: 3	H: 0 LOB: 0 BB: 0 P: 4	R: 0 E: 0 K: 0 S: 10	H: 0 LOB: 0 BB: 0 P: 13	R: 2 E: 1 K: 2 S: 21	H: 3 LOB: 1 BB: 0 P: 28	R: 0 E: 0 K: 1 S: 15	H: 0 LOB: 1 BB: 2 P: 27	R: 0 E: 1 K: 1 S: 16	H: 1 LOB: 1 BB: 0 P: 23	R: 4 E: 0 K: 1 S: 32	H: 4 LOB: 3 BB: 3 P: 55	1B: 6 2B: 4 3B: 0 HR: 2	SF: 0 SAC: 0 DP: 1 HBP: 0	WP: 2 PB: 0 SB: 0 CS: 0	PA: 39					
PITCHER	IP	WLS	BF	H	R	ER	SO	BB	IBB	HBP	BLK	WP	HR	S	P	ERA	WHIP								
Scott Elarton, R (1, 1) ERA: 7.47	5.2		24	6	3	3	5	2	0	0	0	0	0	70	106	4.76	1.412								
Bob Howry, R (8, 1) ERA: 1.31	1.1	H	5	1	0	0	2	0	0	0	0	0	0	22	32	0.00	0.750								
63 Rafael Betancourt, R (8, 1) ERA: 4.43	0.0	L	5	3	4	4	0	1	1	0	0	1	1	12	26	∞	∞								
Rick White, R (8, 1) ERA: 3.47	1.0		5	1	0	0	1	1	0	0	0	0	0	20	29	0.00	2.000								

AB	35
R	6
H	8
RBI	6
BB	4
SO	5
LOB	15



Batter	1	2	3	4	5	6	7	8	9	AB	R	H	RBI	BB	SO	LOB	TOP					
Matt Lawton, L OBP: 0.364, SLG: 0.445										6	2	3	0	0	0	4						
Coco Crisp, S OBP: 0.318, SLG: 0.420										5	4	2	0	1	0	2						
48 Travis Hafner, L OBP: 0.416, SLG: 0.611										5	3	4	6	0	0	0						
41 Victor Martinez, S OBP: 0.369, SLG: 0.519										4	1	1	1	0	0	1						
Tim Laker, R OBP: 0.306, SLG: 0.371										2	1	2	3	0	0	0						
Casey Blake, R OBP: 0.355, SLG: 0.472										6	1	5	1	0	0	1						
Ben Broussard, L OBP: 0.376, SLG: 0.426										4	0	0	0	2	1	6						
Ronnie Belliard, R OBP: 0.369, SLG: 0.422										4	1	1	0	1	0	4						
Jody Gerut, L OBP: 0.336, SLG: 0.403										4	0	1	2	0	0	1						
John McDonald, R OBP: 0.268, SLG: 0.343										5	1	2	1	0	1	1						
Inning Stats	R: 2 E: 0 K: 0 S: 9	H: 3 LOB: 2 BB: 1 P: 17	R: 0 E: 0 K: 0 S: 8	H: 1 LOB: 1 BB: 0 P: 12	R: 0 E: 0 K: 0 S: 12	H: 1 LOB: 0 BB: 0 P: 15	R: 0 E: 1 K: 1 S: 12	H: 0 LOB: 0 BB: 0 P: 12	R: 5 E: 0 K: 0 S: 22	H: 6 LOB: 2 BB: 1 P: 32	R: 2 E: 0 K: 0 S: 10	H: 3 LOB: 1 BB: 0 P: 16	R: 0 E: 0 K: 0 S: 6	H: 0 LOB: 0 BB: 0 P: 6	R: 0 E: 0 K: 0 S: 12	H: 2 LOB: 2 BB: 0 P: 22	R: 5 E: 0 K: 1 S: 18	H: 5 LOB: 1 BB: 1 P: 28	1B: 11 2B: 6 3B: 1 HR: 3	SF: 2 SAC: 0 DP: 1 HBP: 0	WP: 0 PB: 0 CS: 1	PA: 51
PITCHER	IP	WLS	BF	H	R	ER	SO	BB	IBB	HBP	BLK	WP	HR	S	P	ERA	WHIP					
Josh Towers, R ERA: 4.83	4.1	L	25	10	7	7	1	1	1	0	0	0	1	53	75	14.54	2.538					
Justin Miller, R ERA: 4.46	5.1		12	9	4	2	2	0	0	0	0	0	0	1	20	29	10.80	3.000				
Kerry Ligtenberg, R ERA: 5.63	7.1		2.0	8	2	0	0	0	0	0	0	0	0	18	28	0.00	1.000					
Kevin Frederick, R ERA: 9.0	9.1		1.0	9	5	5	5	1	1	0	0	0	0	1	18	28	45.00	6.000				

Cleveland Indians @ Toronto Blue Jays
SkyDome, Toronto, ON
Wed Aug 04 2004, 7:05 PM EDT
Att: 15,675 - Cloudy - 73 F

AB 45
R 14
H 21
RBI 14
BB 4
SO 2
LOB 20



Batter	1	2	3	4	5	6	7	8	9	AB	R	H	RBI	BB	SO	LOB	BOTTOM					
Chris Gomez, R OBP: 0.347, SLG: 0.349										5	0	1	0	0	1	2						
Eric Hinske, L OBP: 0.327, SLG: 0.398										4	0	2	1	1	0	0						
15 Alex Rios, R OBP: 0.348, SLG: 0.428										4	0	0	0	1	1	5						
Carlos Delgado, L OBP: 0.322, SLG: 0.441										3	0	0	0	1	1	1						
10 Vernon Wells, R OBP: 0.352, SLG: 0.478										4	1	2	0	0	0	1						
Frank Catalanotto, L OBP: 0.383, SLG: 0.427										4	1	2	0	0	0	2						
9 Gregg Zaun, S OBP: 0.390, SLG: 0.417										3	1	1	1	1	0	2						
Dave Berg, R OBP: 0.294, SLG: 0.360										4	2	2	3	0	1	2						
Orlando Hudson, S OBP: 0.333, SLG: 0.401										4	0	1	0	0	0	0						
Inning Stats	R: 0 E: 0 K: 1 S: 10	H: 0 LOB: 0 BB: 0 P: 11	R: 0 E: 0 K: 1 S: 11	H: 1 LOB: 2 BB: 1 P: 23	R: 0 E: 0 K: 0 S: 6	H: 2 LOB: 1 BB: 0 P: 13	R: 0 E: 0 K: 0 S: 7	H: 1 LOB: 1 BB: 1 P: 16	R: 1 E: 0 K: 0 S: 8	H: 3 LOB: 1 BB: 0 P: 10	R: 4 E: 0 K: 1 S: 18	H: 4 LOB: 0 BB: 0 P: 30	R: 0 E: 0 K: 0 S: 9	H: 0 LOB: 0 BB: 0 P: 14	R: 0 E: 0 K: 0 S: 11	H: 0 LOB: 1 BB: 1 P: 21	1B: 9 2B: 1 3B: 0 HR: 1	SF: 0 SAC: 0 DP: 3 HBP: 0	WP: 0 PB: 0 CS: 0	PA: 39		
PITCHER	IP	WLS	BF	H	R	ER	SO	BB	IBB	HBP	BLK	WP	HR	S	P	ERA	WHIP					
37 Jake Westbrook, R ERA: 3.37	6.0	W	28	11	5	5	3	2	0	0	0	0	0	1	60	103	7.50	2.167				
David Riske, R ERA: 4.47	7.1		2.0	7	0	0	0	1	1	0	0	0	0	20	31	0.00	0.500					
59 Matt Miller, R ERA: 4.81	9.1		1.0	4	0	0	0	0	1	0	0	0	0	11	21	0.00	1.000					

Cleveland Indians @ Toronto Blue Jays
SkyDome, Toronto, ON
Wed Aug 04 2004, 7:05 PM EDT
Att: 15,675 - Cloudy - 73 F

AB 35
R 5
H 11
RBI 5
BB 4
SO 4
LOB 15



Batter	1	2	3	4	5	6	7	8	9	AB	R	H	RBI	BB	SO	LOB	TOP								
Chris Gomez, R OBP: 0.340, SLG: 0.343	L7		P4		G1-3			F7		4	0	0	0	0	0	1	Toronto Blue Jays @ New York Yankees Yankee Stadium, Bronx, NY Fri Aug 06 2004, 7:05 PM EDT Att: 48,900 - Unknown - 69 F								
Frank Catalanotto, L OBP: 0.364, SLG: 0.427	15 HR		G4-3		G4-3			1B		4	1	2	0	0	0	0									
15 Alex Rios, R OBP: 0.344, SLG: 0.424	1B		F9		G3-1			F9		4	1	2	0	0	0	1									
Carlos Delgado, L OBP: 0.325, SLG: 0.448	HR		G4-3		G3-1			G5-3		4	1	1	3	0	0	1									
10 Vernon Wells, R OBP: 0.357, SLG: 0.484	K		F8		G5-3			9 1B		4	1	1	0	0	1	1									
Eric Hinske, L OBP: 0.325, SLG: 0.391	G4-3		K		L8			9 1B	HBP	3	0	0	0	0	1	0									
9 Gregg Zaun, S OBP: 0.391, SLG: 0.421	G4-3		G4-3		L4			3 G4-6-3	1B	4	0	2	1	0	0	0									
3 Reed Johnson, R OBP: 0.326, SLG: 0.382	K		P3		G1-3			G4-6-3	1B	4	0	0	0	0	1	3									
Orlando Hudson, S OBP: 0.330, SLG: 0.397	F7		G6-3		F7					3	0	0	0	0	0	1									
Inning Stats	R: 3 E: 0 K: 1 S: 14	H: 3 LOB: 0 BB: 0 P: 18	R: 0 E: 0 K: 1 S: 8	H: 0 LOB: 0 BB: 0 P: 10	R: 0 E: 0 K: 1 S: 9	H: 0 LOB: 0 BB: 0 P: 14	R: 0 E: 0 K: 1 S: 8	H: 0 LOB: 0 BB: 0 P: 12	R: 0 E: 0 K: 0 S: 10	H: 1 LOB: 1 BB: 0 P: 15	R: 0 E: 0 K: 0 S: 7	H: 1 LOB: 1 BB: 0 P: 10	R: 0 E: 0 K: 0 S: 5	H: 0 LOB: 0 BB: 0 P: 6	R: 0 E: 0 K: 0 S: 7	H: 1 LOB: 1 BB: 0 P: 7	R: 1 E: 0 K: 0 S: 9	H: 2 LOB: 1 BB: 0 P: 16	1B: 4 2B: 3 3B: 0 HR: 1	SF: 0 SAC: 0 DP: 1 HBP: 1	WP: 0 PB: 0 CS: 0	PA: 35			
PITCHER	IP	WLS	BF	H	R	ER	SO	BB	IBB	HBP	BLK	WP	HR	S	P	ERA	WHIP								
Javier Vazquez, R ERA: 4.12	(1, 1)	8.0	W	30	6	3	3	0	0	0	0	0	1	68	92	3.38	0.750								
C.J. Nitkowski, L ERA: 4.71	(9, 1)	1.0		5	2	1	1	0	0	0	1	0	0	9	16	9.00	2.000								

Batter	1	2	3	4	5	6	7	8	9	AB	R	H	RBI	BB	SO	LOB	BOTTOM								
Kenny Lofton, L OBP: 0.358, SLG: 0.456	B5-3		13 2B		G4-3			FC4-6		5	1	2	1	0	0	1	Toronto Blue Jays @ New York Yankees Yankee Stadium, Bronx, NY Fri Aug 06 2004, 7:05 PM EDT Att: 48,900 - Unknown - 69 F								
2 Derek Jeter, R OBP: 0.338, SLG: 0.445	13 BB		55 HR		G5-3			2B		4	2	3	2	1	0	0									
Gary Sheffield, R OBP: 0.404, SLG: 0.537	P2		55 1B		L8			K		3	1	0	0	1	1	3									
Bubba Crosby, L OBP: 0.244, SLG: 0.368	K		55 1B		G4-3			K		1	0	0	0	0	1	0									
13 Alex Rodriguez, R OBP: 0.368, SLG: 0.529	55 HR		L6-4		E5			K		4	1	0	0	1	1	4									
55 Hideki Matsui, L OBP: 0.390, SLG: 0.529	HR		HR		K			F7		5	2	3	6	0	1	0									
Bernie Williams, S OBP: 0.395, SLG: 0.399	1B		2B		F9					4	2	2	0	0	0	2									
John Olerud, L OBP: 0.361, SLG: 0.368	1B		G3		G4-3			G3-1		3	0	0	0	1	0	1									
John Flaherty, R OBP: 0.227, SLG: 0.337	1B		2B		G5-3			HR		3	2	2	2	0	0	0									
Miguel Cairo, R OBP: 0.330, SLG: 0.406	L3		K		G4-3			FC4-6	1B	4	0	1	0	0	1	4									
Inning Stats	R: 4 E: 0 K: 0 S: 18	H: 3 LOB: 2 BB: 3 P: 38	R: 0 E: 0 K: 1 S: 11	H: 2 LOB: 1 BB: 0 P: 16	R: 6 E: 1 K: 1 S: 20	H: 5 LOB: 2 BB: 1 P: 36	R: 0 E: 0 K: 0 S: 7	H: 0 LOB: 0 BB: 0 P: 9	R: 0 E: 0 K: 0 S: 7	H: 0 LOB: 0 BB: 0 P: 12	R: 0 E: 0 K: 1 S: 9	H: 0 LOB: 0 BB: 0 P: 14	R: 1 E: 0 K: 0 S: 10	H: 3 LOB: 2 BB: 0 P: 17	R: 0 E: 0 K: 2 S: 8	H: 0 LOB: 0 BB: 0 P: 13	R: 0 E: 0 K: 2 S: 8	H: 0 LOB: 0 BB: 0 P: 13	1B: 6 2B: 5 3B: 0 HR: 3	SF: 0 SAC: 0 DP: 1 HBP: 1	WP: 0 PB: 0 CS: 0	PA: 41			
PITCHER	IP	WLS	BF	H	R	ER	SO	BB	IBB	HBP	BLK	WP	HR	S	P	ERA	WHIP								
Sean Douglass, R ERA: 7.94	(1, 1)	2.1	L	17	7	7	1	3	0	0	0	0	2	36	67	27.00	4.286								
Justin Miller, R ERA: 4.4	(3, 1)	2.2		13	3	3	1	1	0	0	0	0	0	27	44	3.38	1.500								
Kevin Frederick, R ERA: 7.71	(6, 1)	2.0		8	3	1	1	0	0	0	0	0	1	19	31	4.50	1.500								
Justin Speier, R ERA: 4.6	(8, 1)	1.0		3	0	0	0	0	0	0	0	0	0	8	13	0.00	0.000								

Batter	1	2	3	4	5	6	7	8	9	AB	R	H	RBI	BB	SO	LOB	TOP			
15 Alex Rios, R OBP: 0.333, SLG: 0.411	0-1 G6-3		3-2 G1-3		1-0 F8		2-1 P4			4	0	0	0	0	0	2	Toronto Blue Jays @ New York Yankees Yankee Stadium, Bronx, NY Sun Aug 08 2004, 1:05 PM EDT Att: 52,616 - Cloudy - 74 F			
Frank Catalanotto, L OBP: 0.360, SLG: 0.420	0-2 G6-3		2-2 G4-3			0-0 1B FC5-4		1-1 G4-3		4	0	1	0	0	0	0				
10 Vernon Wells, R OBP: 0.352, SLG: 0.476	1-2 G1-3			1-1 F9		3-1 FC5-4 2B G4-3		0-3 K		4	1	0	0	0	1	1				
Carlos Delgado, L OBP: 0.329, SLG: 0.458		1-0 G2-3 1B		2-0 G4-3		0-1 G4-3 2B		1-3 K		4	1	2	0	0	1	0				
9 Gregg Zaun, S OBP: 0.387, SLG: 0.414		0-2 G2-3		1-1 F7		4-2 G4-3 BB			0-1 F7		3	0	0	0	1	0		1		
Eric Hinske, L OBP: 0.321, SLG: 0.386		0-1 G2-3 1B			0-1 E6 CI		0-0 G4-3		1-3 K		4	0	1	2	0	1		2		
Gabe Gross, L OBP: 0.286, SLG: 0.167		2-2 G2-3			0-0 CI		0-1 G4-3		1-2 F7		3	0	0	0	0	3				
Dave Berg, R OBP: 0.288, SLG: 0.353		2-3 K			0-3 K		1-1 P3				3	0	0	0	2	3				
Chris Woodward, R OBP: 0.288, SLG: 0.385			2-3 K		1-2 F8		0-0 G5-3				3	0	0	0	1	2				
Inning Stats	R: 0 E: 0 K: 0 S: 8	H: 0 LOB: 0 BB: 0 P: 9	R: 1 E: 0 K: 1 S: 15	H: 2 LOB: 1 BB: 0 P: 20	R: 0 E: 0 K: 1 S: 12	H: 0 LOB: 0 BB: 0 P: 19	R: 0 E: 0 K: 0 S: 5	H: 0 LOB: 0 BB: 0 P: 9	R: 0 E: 2 K: 1 S: 10	H: 2 LOB: 2 BB: 0 P: 12	R: 0 E: 0 K: 0 S: 5	H: 0 LOB: 0 BB: 0 P: 8	R: 0 E: 0 K: 2 S: 8	H: 0 LOB: 0 BB: 0 P: 10	R: 0 E: 0 K: 1 S: 10	H: 0 LOB: 0 BB: 0 P: 12	1B: 2 2B: 2 3B: 0 HR: 0	SF: 0 SAC: 0 DP: 0 HBP: 0	WP: 0 PB: 0 CS: 0	PA: 34
PITCHER	IP WLS BF H R ER SO BB IBB HBP BLK WP HR S P ERA WHIP	IP WLS BF H R ER SO BB IBB HBP BLK WP HR S P ERA WHIP																		
Jon Lieber, R ERA: 4.87	(1, 1) 8.0 W 31 4 2 2 5 1 0 0 0 0 0 0 76 107 2.25 0.625																			
Paul Quantrill, R ERA: 3.17	(9, 1) 1.0 3 0 0 0 1 0 0 0 0 0 0 0 10 12 0.00 0.000																			

AB	32
R	2
H	4
RBI	2
BB	1
SO	6
LOB	14



Batter	1	2	3	4	5	6	7	8	9	AB	R	H	RBI	BB	SO	LOB	BOTTOM			
Kenny Lofton, L OBP: 0.364, SLG: 0.457	1-0 F8	2-0 G6-4-3 1B		1-0 G1-3 HR		4-2 FC6-4 BB		3-2 G3		4	1	2	0	1	0	0	Toronto Blue Jays @ New York Yankees Yankee Stadium, Bronx, NY Sun Aug 08 2004, 1:05 PM EDT Att: 52,616 - Cloudy - 74 F			
2 Derek Jeter, R OBP: 0.339, SLG: 0.441	1-2 55 1B HR	2-2 G6-4-3		1-2 G1-3		1-3 K		1-0 F9		5	1	1	0	0	1	6				
Gary Sheffield, R OBP: 0.404, SLG: 0.539	2-3 K		0-0 G5-3	0-1 2H HR		1-0 P5		1-3 K		5	1	1	2	0	2	4				
Bubba Crosby, L OBP: 0.244, SLG: 0.368	1-2 K									0	0	0	0	0	0	0				
13 Alex Rodriguez, R OBP: 0.368, SLG: 0.525	1-2 55 1B HR		1-1 F9	1-1 F9		0-1 FC6-4				3	1	0	0	0	3					
55 Hideki Matsui, L OBP: 0.392, SLG: 0.527	3-1 HR		2-1 BB		2-1 F7		2-2 F7			4	2	2	0	0	0	0				
Bernie Williams, S OBP: 0.358, SLG: 0.407	1-2 HR		4-1 2B	1-2 2B		3-1 P6		3-2 2B		3	2	2	4	1	0	0				
John Olerud, L OBP: 0.360, SLG: 0.370	1-2 F9		1-2 2B	1-0 2B		2-2 F7		0-3 K		4	0	1	2	0	1	1				
John Flaherty, R OBP: 0.229, SLG: 0.341		0-0 G6-3		3-3 K		3-1 BB		0-0 BB		4	0	2	0	0	1	1				
Enrique Wilson, S OBP: 0.264, SLG: 0.356		3-2 1B			3-3 K		1-2 BB	1-2 L8		4	0	2	0	0	1	2				
Inning Stats	R: 4 E: 0 K: 1 S: 14	H: 3 LOB: 0 BB: 0 P: 24	R: 0 E: 0 K: 0 S: 8	H: 2 LOB: 1 BB: 0 P: 15	R: 2 E: 0 K: 1 S: 14	H: 2 LOB: 1 BB: 1 P: 25	R: 2 E: 0 K: 1 S: 11	H: 2 LOB: 0 BB: 0 P: 17	R: 0 E: 0 K: 0 S: 7	H: 0 LOB: 0 BB: 0 P: 14	R: 0 E: 0 K: 1 S: 13	H: 2 LOB: 3 BB: 1 P: 23	R: 0 E: 0 K: 1 S: 14	H: 2 LOB: 2 BB: 0 P: 20	R: 0 E: 0 K: 1 S: 7	H: 0 LOB: 0 BB: 0 P: 12	1B: 9 2B: 2 3B: 0 HR: 2	SF: 0 SAC: 0 DP: 1 HBP: 1	WP: 0 PB: 0 CS: 0	PA: 39
PITCHER	IP WLS BF H R ER SO BB IBB HBP BLK WP HR S P ERA WHIP	IP WLS BF H R ER SO BB IBB HBP BLK WP HR S P ERA WHIP																		
Miguel Batista, R ERA: 4.41	(1, 1) 5.0 L 28 11 8 8 3 2 0 1 0 0 0 0 2 61 110 14.40 2.600																			
Kerry Ligtenberg, R ERA: 5.88	(6, 1) 2.0 8 2 0 0 2 0 0 0 0 0 0 0 20 28 0.00 1.000																			
Kevin Frederick, R ERA: 6.75	(8, 1) 1.0 3 0 0 0 1 0 0 0 0 0 0 0 7 12 0.00 0.000																			

AB	36
R	8
H	13
RBI	8
BB	2
SO	6
LOB	17



Batter	1	2	3	4	5	6	7	8	9	AB	R	H	RBI	BB	SO	LOB	TOP										
3 Reed Johnson, R OBP: 0.325, SLG: 0.380	F8	E4		F9		G1-3			G4-3	5	0	1	0	0	0	1											
Orlando Hudson, S OBP: 0.336, SLG: 0.397	FC5-4	G4-3			SF9		G6-3		G4-3	5	1	3	0	0	0	1											
10 Vernon Wells, R OBP: 0.353, SLG: 0.473	FC5-4		F8		CS		G6-3		L9	4	0	1	0	1	0	1											
Carlos Delgado, L OBP: 0.331, SLG: 0.458			G3		SF9		G6-3			2	0	1	1	1	0	2											
Eric Hinske, L OBP: 0.319, SLG: 0.382	FC5		G3		K		G3			4	0	0	0	0	1	5											
Frank Catalanotto, L OBP: 0.362, SLG: 0.422		G4-3	L3			HR		G1-3		4	2	2	0	0	0	1											
9 Gregg Zaun, S OBP: 0.382, SLG: 0.407	G4-3			G1-3		P3		F8		4	0	0	0	0	0	2											
Gabe Gross, L OBP: 0.364, SLG: 0.700	K		G4-3		HR					4	1	2	2	0	1	1											
Chris Woodward, R OBP: 0.293, SLG: 0.388		G3				L8		G6-3		4	1	2	1	0	0	1											
Inning Stats	R: 0 E: 0 K: 0 S: 10	H: 1 LOB: 2 BB: 1 P: 20	R: 2 E: 1 K: 1 S: 18	H: 3 LOB: 1 BB: 0 P: 26	R: 0 E: 0 K: 0 S: 11	H: 1 LOB: 1 BB: 0 P: 18	R: 0 E: 0 K: 0 S: 9	H: 1 LOB: 0 BB: 0 P: 12	R: 1 E: 0 K: 0 S: 13	H: 2 LOB: 0 BB: 0 P: 19	R: 2 E: 0 K: 0 S: 10	H: 2 LOB: 1 BB: 1 P: 14	R: 0 E: 0 K: 0 S: 6	H: 1 LOB: 1 BB: 1 P: 14	R: 0 E: 0 K: 0 S: 11	H: 1 LOB: 0 BB: 0 P: 15	R: 0 E: 0 K: 0 S: 9	H: 0 LOB: 0 BB: 0 P: 12	1B: 10 2B: 1 3B: 0 HR: 1	SF: 1 SAC: 0 DP: 1 HBP: 0	WP: 0 PB: 0 SB: 0 CS: 1	PA: 39					
PITCHER	IP	WLS	BF	H	R	ER	SO	BB	IBB	HBP	BLK	WP	HR	S	P	ERA	WHIP										
Esteban Loaiza, R ERA: 5.01	6.0	L	28	10	5	4	2	1	0	0	0	0	1	71	109	6.00	1.833										
Scott Proctor, R ERA: 5.02	0.0		2	1	0	0	0	1	0	0	0	0	0	3	7	∞	∞										
C.J. Nitkowski, L ERA: 4.37	1.2		5	1	0	0	0	0	0	0	0	0	0	12	20	0.00	0.600										
Tom Gordon, R ERA: 1.87	0.1		1	0	0	0	0	0	0	0	0	0	0	2	2	0.00	0.000										
Paul Quantrill, R ERA: 3.13	1.0		3	0	0	0	0	0	0	0	0	0	0	9	12	0.00	0.000										

Toronto Blue Jays @ New York Yankees
Yankee Stadium, Bronx, NY
Mon Aug 09 2004, 1:05 PM EDT
Att: 49,853 - Cloudy - 82 F

AB 36
R 5
H 12
RBI 4
BB 2
SO 2
LOB 15



Batter	1	2	3	4	5	6	7	8	9	AB	R	H	RBI	BB	SO	LOB	BOTTOM										
Kenny Lofton, L OBP: 0.362, SLG: 0.452	F7					B2-3		G4-3		4	0	1	0	0	0	0											
2 Derek Jeter, R OBP: 0.338, SLG: 0.439	P3		L9					K		4	0	1	0	0	1	1											
Gary Sheffield, R OBP: 0.400, SLG: 0.534	F7		K			F7		K		4	0	0	0	0	2	2											
13 Alex Rodriguez, R OBP: 0.367, SLG: 0.522		G5-3		P3		K		K		4	1	1	0	0	1	1											
55 Hideki Matsui, L OBP: 0.391, SLG: 0.532		G6-3		F8			G4-3		55 HR	4	1	1	2	0	0	0											
20 Jorge Posada, S OBP: 0.413, SLG: 0.495				F7					HR	2	1	1	0	2	0	0											
Bubba Crosby, L OBP: 0.244, SLG: 0.368							HR		FC4-6	0	0	0	0	0	0	0											
Bernie Williams, S OBP: 0.359, SLG: 0.416					G4-3		HR		L8	4	1	2	2	0	0	1											
John Olerud, L OBP: 0.355, SLG: 0.364						P4			K	4	0	0	0	0	1	3											
Enrique Wilson, S OBP: 0.261, SLG: 0.351						G3				3	0	0	0	0	0	0											
Ruben Sierra, S OBP: 0.312, SLG: 0.493			G5-3				L7		FC4-6	1	0	0	0	0	0	1											
Inning Stats	R: 0 E: 0 K: 0 S: 5	H: 0 LOB: 0 BB: 0 P: 8	R: 0 E: 0 K: 0 S: 8	H: 1 LOB: 2 BB: 1 P: 14	R: 0 E: 0 K: 1 S: 9	H: 1 LOB: 1 BB: 0 P: 13	R: 0 E: 0 K: 0 S: 7	H: 0 LOB: 0 BB: 0 P: 12	R: 0 E: 0 K: 1 S: 6	H: 1 LOB: 1 BB: 0 P: 8	R: 2 E: 0 K: 0 S: 9	H: 2 LOB: 0 BB: 0 P: 13	R: 0 E: 0 K: 2 S: 8	H: 0 LOB: 0 BB: 0 P: 12	R: 2 E: 0 K: 1 S: 12	H: 2 LOB: 1 BB: 1 P: 17	R: 0 E: 0 K: 1 S: 12	H: 0 LOB: 0 BB: 0 P: 12	1B: 4 2B: 1 3B: 0 HR: 2	SF: 0 SAC: 0 DP: 0 HBP: 0	WP: 0 PB: 0 SB: 0 CS: 0	PA: 36					
PITCHER	IP	WLS	BF	H	R	ER	SO	BB	IBB	HBP	BLK	WP	HR	S	P	ERA	WHIP										
Josh Towers, R ERA: 4.62	7.0	W	27	5	2	2	2	1	0	0	0	0	1	50	76	2.57	0.857										
Vinnie Chulk, R ERA: 2.68	1.0	H	3	0	0	0	2	0	0	0	0	0	0	8	12	0.00	0.000										
54 Jason Frasor, R ERA: 2.5	1.0	S	6	2	2	2	1	1	0	0	0	0	1	12	17	18.00	3.000										

Toronto Blue Jays @ New York Yankees
Yankee Stadium, Bronx, NY
Mon Aug 09 2004, 1:05 PM EDT
Att: 49,853 - Cloudy - 82 F

AB 34
R 4
H 7
RBI 4
BB 2
SO 5
LOB 9

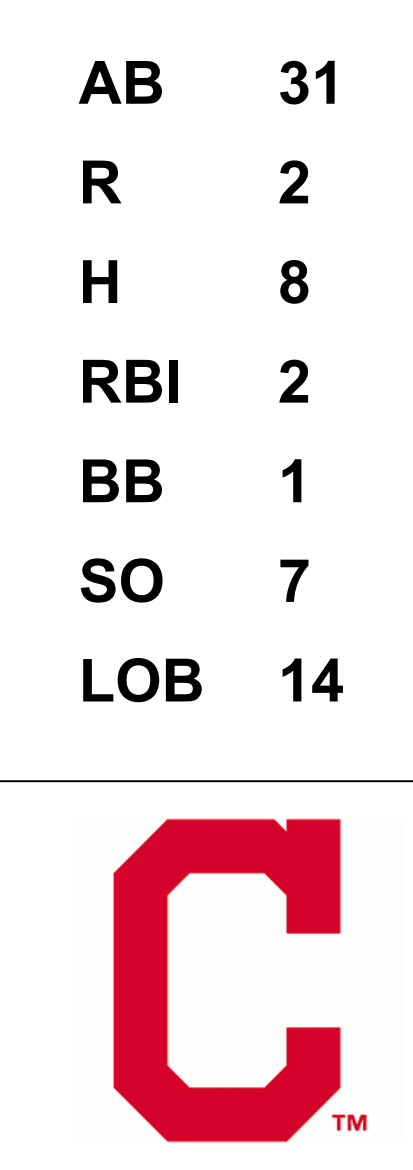


Batter	1	2	3	4	5	6	7	8	9	AB	R	H	RBI	BB	SO	LOB	TOP			
15 Alex Rios, R OBP: 0.332, SLG: 0.408	1-2 G4-6-3 1B		2-3 K		1-1 F8			3-1 G6-3		4	0	1	0	0	1	0	Toronto Blue Jays @ Cleveland Indians Jacobs Field, Cleveland, OH Tue Aug 10 2004, 7:05 PM EDT Att: 19,942 - Cloudy - 75 F			
Orlando Hudson, S OBP: 0.336, SLG: 0.405	2-2 G4-6-3 1-2		1-0 K		3-2 F7			3-2 G5-4-3 1B		4	0	2	0	0	0	1				
10 Vernon Wells, R OBP: 0.352, SLG: 0.469	4-2 BB		3-3 K			1-1 L6		2-1 G5-4-3 1-2		3	0	0	0	1	1	2				
Carlos Delgado, L OBP: 0.330, SLG: 0.459	0-3 K			3-3 K		0-0 G3 2B			0-0 P5	4	0	1	0	0	2	1				
Eric Hinske, L OBP: 0.316, SLG: 0.378		1-2 K		0-1 G2-3		0-1 G3		1-3 K		4	0	0	0	0	2	1				
Frank Catalanotto, L OBP: 0.360, SLG: 0.416		0-1 G3		4-0 BB 9		2-1 F8		0-0 G3-1		3	0	0	0	1	0	1				
9 Gregg Zaun, S OBP: 0.385, SLG: 0.408		0-1 1B		4-2 BB			3-3 K			2	0	1	0	1	1	0				
Gabe Gross, L OBP: 0.286, SLG: 0.538		1-3 K		3-2 P5			0-2 F7			3	0	0	0	0	1	3				
Chris Woodward, R OBP: 0.288, SLG: 0.380			1-0 F9		0-0 P5			0-0 G4-3		3	0	0	0	0	0	0				
Inning Stats	R: 0 E: 0 K: 1 S: 12	H: 1 LOB: 1 BB: 1 P: 19	R: 0 E: 0 K: 2 S: 10	H: 1 LOB: 1 BB: 0 P: 12	R: 0 E: 0 K: 2 S: 10	H: 1 LOB: 1 BB: 0 P: 17	R: 0 E: 0 K: 1 S: 14	H: 0 LOB: 2 BB: 2 P: 28	R: 0 E: 0 K: 0 S: 6	H: 1 LOB: 1 BB: 0 P: 10	R: 0 E: 0 K: 1 S: 7	H: 0 LOB: 0 BB: 0 P: 10	R: 0 E: 0 K: 0 S: 7	H: 1 LOB: 0 BB: 0 P: 15	R: 0 E: 0 K: 1 S: 5	H: 0 LOB: 0 BB: 0 P: 6	1B: 3 2B: 1 3B: 1 HR: 0	SF: 0 SAC: 0 DP: 2 HBP: 0	WP: 0 PB: 0 SB: 0 CS: 0	PA: 33
PITCHER	IP WLS BF H R ER SO BB IBB HBP BLK WP HR S P ERA WHIP	IP WLS BF H R ER SO BB IBB HBP BLK WP HR S P ERA WHIP																		
Chad Durbin, R ERA: 5.88	(1, 1)	7.0	W	27	4	0	0	7	3	0	0	0	0	0	0	0	66	106	0.00	1.000
Bob Howry, R ERA: 1.44	(8, 1)	1.0	H	3	1	0	0	0	0	0	0	0	0	0	0	0	7	15	0.00	1.000
Bob Wickman, R ERA: 2.77	(9, 1)	1.0	S	3	0	0	0	1	0	0	0	0	0	0	0	0	5	6	0.00	0.000

AB	30
R	0
H	5
RBI	0
BB	3
SO	8
LOB	9



Batter	1	2	3	4	5	6	7	8	9	AB	R	H	RBI	BB	SO	LOB	BOTTOM			
Matt Lawton, L OBP: 0.363, SLG: 0.452	2-2 G4-3 48 2B	2-2 G4-3			0-0 G4-3			3-2 1B		4	0	2	0	0	0	1	Toronto Blue Jays @ Cleveland Indians Jacobs Field, Cleveland, OH Tue Aug 10 2004, 7:05 PM EDT Att: 19,942 - Cloudy - 75 F			
Omar Vizquel, S OBP: 0.361, SLG: 0.402	1-0 P6		0-1 G3-1		2-1 F8		2-3 K			4	0	0	0	0	1	3				
48 Travis Hafner, L OBP: 0.410, SLG: 0.596	2-2 G4-3 2-3		2-1 F8		3-2 G3			0-2 G6-3		4	0	0	0	0	0	1				
41 Victor Martinez, S OBP: 0.365, SLG: 0.516	0-3 K		0-0 G3			0-1 G4-3		0-0 F8		4	0	0	0	0	1	1				
Ben Broussard, L OBP: 0.386, SLG: 0.451		3-2 SH3 1B 2B 1B		0-1 1B		2-2 G6-3		4-2 FC6-4 BB		3	1	2	0	1	0	0				
Casey Blake, R OBP: 0.361, SLG: 0.482		1-0 SH3 2B 1B		1-3 K		1-3 K		0-1 FC6-4 1-2		4	1	1	0	0	2	2				
Coco Crisp, S OBP: 0.319, SLG: 0.424		0-0 SH3 1-2 2-3		0-1 1B			0-1 G4-3			2	0	1	0	0	0	0				
Ronnie Belliard, R OBP: 0.372, SLG: 0.424		2-1 2H 3-H 2B		0-2 P4			1-1 1B 1B			3	0	2	2	0	0	2				
24 Grady Sizemore, L OBP: 0.391, SLG: 0.458		3-3 K		0-3 K			1-3 K			3	0	0	0	0	3	4				
Inning Stats	R: 0 E: 0 K: 1 S: 11	H: 3 LOB: 1 BB: 0 P: 16	R: 2 E: 0 K: 1 S: 14	H: 3 LOB: 1 BB: 0 P: 25	R: 0 E: 0 K: 0 S: 5	H: 0 LOB: 0 BB: 0 P: 7	R: 0 E: 0 K: 2 S: 14	H: 2 LOB: 2 BB: 0 P: 15	R: 0 E: 0 K: 0 S: 6	H: 0 LOB: 0 BB: 0 P: 11	R: 0 E: 0 K: 1 S: 9	H: 0 LOB: 0 BB: 0 P: 12	R: 0 E: 0 K: 2 S: 14	H: 2 LOB: 2 BB: 0 P: 21	R: 0 E: 0 K: 0 S: 8	H: 0 LOB: 1 BB: 1 P: 12	1B: 6 2B: 2 3B: 0 HR: 0	SF: 0 SAC: 1 DP: 0 HBP: 0	WP: 0 PB: 0 SB: 0 CS: 0	PA: 33
PITCHER	IP WLS BF H R ER SO BB IBB HBP BLK WP HR S P ERA WHIP	IP WLS BF H R ER SO BB IBB HBP BLK WP HR S P ERA WHIP																		
Dave Bush, R ERA: 3.59	(1, 1)	7.0	L	29	8	2	2	7	0	0	0	0	0	0	0	0	73	107	2.57	1.143
Kerry Ligtenberg, R ERA: 5.74	(8, 1)	1.0		4	0	0	0	0	1	0	0	0	0	0	0	0	8	12	0.00	1.000



Batter	1	2	3	4	5	6	7	8	9	AB	R	H	RBI	BB	SO	LOB	TOP										
3 Reed Johnson, R OBP: 0.324, SLG: 0.379 (1, 7)	G6-3			G5-3		1B		K		4	1	1	0	0	1	1	Toronto Blue Jays @ Cleveland Indians Jacobs Field, Cleveland, OH Wed Aug 11 2004, 7:05 PM EDT Att: 23,696 - Unknown - 74 F										
Orlando Hudson, S OBP: 0.340, SLG: 0.407 (1, 4)	K			K		1B		1B		4	0	2	0	0	2	0											
10 Vernon Wells, R OBP: 0.348, SLG: 0.464 (1, 8)	K			F8		P6		F9		4	0	0	0	0	1	4											
Carlos Delgado, L OBP: 0.330, SLG: 0.456 (1, 3)		K			P6			F7		4	0	1	1	0	1	2											
Frank Menechino, R OBP: 0.378, SLG: 0.463 (1, 5)	G6-3			F8	1B	L9-4-6			K	4	1	1	0	0	1	2											
15 Alex Rios, R OBP: 0.338, SLG: 0.409 (1, 9)	F8				1B					2	0	1	0	2	0	0											
Chris Gomez, R OBP: 0.339, SLG: 0.345 (9, PH)				F9						3	0	0	0	0	0	3											
Frank Catalanotto, L OBP: 0.359, SLG: 0.414 (9, PH)					F8			E4		1	0	0	0	0	0	1											
Eric Hinske, L OBP: 0.316, SLG: 0.378 (9, PR)						G1-6-3				0	0	0	0	0	0	0											
Chris Woodward, R OBP: 0.287, SLG: 0.377 (1, 10)			P3					F8		4	0	1	1	0	0	2											
Kevin Cash, R OBP: 0.259, SLG: 0.314 (1, 2)										2	0	0	0	0	1	2											
9 Gregg Zaun, S OBP: 0.385, SLG: 0.407 (8, PH)			K			F7			G3	1	0	0	0	1	0	2											
Inning Stats	R: 0 E: 0 K: 2 S: 12	H: 0 LOB: 0 BB: 0 P: 18	R: 0 E: 0 K: 1 S: 10	H: 0 LOB: 0 BB: 0 P: 15	R: 0 E: 0 K: 1 S: 8	H: 0 LOB: 0 BB: 0 P: 13	R: 0 E: 0 K: 1 S: 5	H: 0 LOB: 0 BB: 0 P: 10	R: 1 E: 0 K: 0 S: 12	H: 3 LOB: 1 BB: 0 P: 16	R: 0 E: 0 K: 0 S: 7	H: 0 LOB: 0 BB: 1 P: 15	R: 0 E: 0 K: 1 S: 15	H: 1 LOB: 2 BB: 0 P: 14	R: 0 E: 1 K: 1 S: 9	H: 1 LOB: 2 BB: 0 P: 14	1B: 7 2B: 1 3B: 0 HR: 0	SF: 0 SAC: 0 DP: 2 HBP: 0	WP: 0 PB: 0 SB: 0 CS: 0	PA: 36							
PITCHER	IP	WLS	BF	H	R	ER	SO	BB	IBB	HBP	BLK	WP	HR	S	P	ERA	WHIP										
CC Sabathia, L ERA: 3.77 (1, 1)	7.0	W	26	5	2	2	5	2	0	0	0	0	0	66	110	2.57	1.000										
Bob Howry, R ERA: 1.38 (8, 1)	1.0	H	5	1	0	0	1	1	0	0	0	0	0	15	24	0.00	2.000										
Bob Wickman, R ERA: 2.57 (9, 1)	1.0	S	5	1	0	0	1	0	0	0	0	0	0	9	14	0.00	1.000										

AB	33
R	2
H	7
RBI	2
BB	3
SO	7
LOB	19



Batter	1	2	3	4	5	6	7	8	9	AB	R	H	RBI	BB	SO	LOB	BOTTOM										
Matt Lawton, L OBP: 0.363, SLG: 0.457 (1, 9)	G4-3									4	1	1	1	0	0	1	Toronto Blue Jays @ Cleveland Indians Jacobs Field, Cleveland, OH Wed Aug 11 2004, 7:05 PM EDT Att: 23,696 - Unknown - 74 F										
Jody Gerut, L OBP: 0.335, SLG: 0.399 (8, 9)										0	0	0	0	0	0	0											
Omar Vizquel, S OBP: 0.384, SLG: 0.402 (1, 6)										3	1	1	0	2	1	3											
48 Travis Hafner, L OBP: 0.413, SLG: 0.594 (1, 10)										1	0	0	0	2	0	1											
41 Victor Martinez, S OBP: 0.366, SLG: 0.519 (1, 2)										4	0	2	1	0	0	2											
Ben Broussard, L OBP: 0.384, SLG: 0.446 (1, 3)										3	0	0	0	0	1	5											
Casey Blake, R OBP: 0.360, SLG: 0.482 (1, 5)										4	0	1	0	0	0	0											
Coco Crisp, S OBP: 0.321, SLG: 0.424 (1, 7)										3	1	1	0	1	0	0											
Ronnie Belliard, R OBP: 0.373, SLG: 0.426 (1, 4)										3	0	1	0	1	1	3											
24 Grady Sizemore, L OBP: 0.384, SLG: 0.443 (1, 8)										2	0	0	1	0	0	0											
Inning Stats	R: 0 E: 0 K: 0 S: 5	H: 1 LOB: 1 BB: 1 P: 13	R: 0 E: 0 K: 0 S: 8	H: 1 LOB: 1 BB: 1 P: 15	R: 1 E: 0 K: 0 S: 14	H: 2 LOB: 2 BB: 1 P: 22	R: 0 E: 0 K: 1 S: 8	H: 0 LOB: 0 BB: 0 P: 13	R: 1 E: 0 K: 0 S: 11	H: 1 LOB: 2 BB: 1 P: 24	R: 0 E: 0 K: 2 S: 11	H: 1 LOB: 1 BB: 1 P: 19	R: 0 E: 0 K: 0 S: 16	H: 0 LOB: 3 BB: 1 P: 29	R: 0 E: 0 K: 0 S: 16	H: 0 LOB: 3 BB: 1 P: 29	1B: 3 2B: 3 3B: 0 HR: 1	SF: 1 SAC: 0 DP: 2 HBP: 4	WP: 0 PB: 1 SB: 0 CS: 1	PA: 38							
PITCHER	IP	WLS	BF	H	R	ER	SO	BB	IBB	HBP	BLK	WP	HR	S	P	ERA	WHIP										
Justin Miller, R ERA: 4.38 (1, 1)	4.1		20	4	2	2	1	4	0	1	0	0	0	18	28	5.40	1.200										
Kevin Frederick, R ERA: 6.52 (5, 1)	1.2	L	8	2	1	1	0	0	0	1	0	0	0	24	43	0.00	1.800										
Justin Speier, R ERA: 4.72 (7, 1)	1.2		9	1	0	0	2	2	0	2	0	0	0	3	5	0.00	0.000										
Vinnie Chulk, R ERA: 2.85 (8, 1)	0.1		1	0	0	0	0	0	0	0	0	0	0	3	5	0.00	0.000										

AB	27
R	3
H	7
RBI	3
BB	6
SO	3
LOB	15



Batter	1	2	3	4	5	6	7	8	9	AB	R	H	RBI	BB	SO	LOB	TOP										
3 Reed Johnson, R OBP: 0.326, SLG: 0.378 (1, 7)	1-1 B3		0-0 10 BB 1B		2-1 G6-3		4-0 BB			3	1	1	0	1	0	0	Toronto Blue Jays @ Cleveland Indians Jacobs Field, Cleveland, OH Thu Aug 12 2004, 7:05 PM EDT Att: 22,734 - Unknown - 65 F										
Orlando Hudson, S OBP: 0.339, SLG: 0.414 (1, 4)	3-2 E6 10 WP		0-3 K		3-2 HR		0-1 SAFE F7			4	1	1	1	0	1	2											
10 Vernon Wells, R OBP: 0.347, SLG: 0.460 (1, 8)	2-0 F7		4-2 1B BB		2-1 F9			0-2 G5-3		3	0	0	0	1	0	1											
Carlos Delgado, L OBP: 0.334, SLG: 0.456 (1, 3)	4-2 BB		1-1 1-2 2H 1B		4-2 15 FC6-4 BB			2-0 F7		2	0	1	1	2	0	0											
Frank Menechino, R OBP: 0.373, SLG: 0.456 Frank Catalanotto, L OBP: 0.357, SLG: 0.412 (1, 10) (8, PH)	1-3 K		2-2 F9		2-3 K			0-0 F8		3	0	0	0	0	2	5											
Eric Hinske, L OBP: 0.313, SLG: 0.374 (1, 5)		2-3 K		2-1 G3-1			1-3 K		2-1 P6		4	0	0	0	0	2		1									
15 Alex Rios, R OBP: 0.333, SLG: 0.402 (1, 9)		2-3 K		0-1 G5-3			0-2 FC6-4 1-2		1-1 G4-3		4	0	0	0	0	1		1									
Chris Woodward, R OBP: 0.280, SLG: 0.367 (1, 6)		1-2 G1-3		0-3 K2-3			2-1 G4-3		3-2 P4		4	0	0	0	0	1		0									
Kevin Cash, R OBP: 0.254, SLG: 0.308 (1, 2)			2-1 F9		1-3 K		1-1 L6				3	0	0	0	0	1		0									
Inning Stats	R: 0 H: 0 E: 1 K: 1 S: 12	H: 0 LOB: 2 BB: 1 P: 23	R: 0 H: 0 E: 0 K: 2 S: 11	H: 0 LOB: 0 BB: 0 P: 16	R: 1 H: 2 E: 0 K: 1 S: 17	H: 2 LOB: 2 BB: 1 P: 26	R: 0 H: 0 E: 0 K: 1 S: 7	H: 0 LOB: 0 BB: 0 P: 9	R: 1 H: 1 E: 0 K: 1 S: 11	H: 1 LOB: 0 BB: 0 P: 19	R: 0 H: 0 E: 0 K: 2 S: 12	H: 0 LOB: 1 BB: 1 P: 19	R: 0 H: 0 E: 0 K: 0 S: 6	H: 0 LOB: 0 BB: 0 P: 13	R: 0 H: 0 E: 0 K: 0 S: 6	H: 0 LOB: 0 BB: 0 P: 8		R: 0 H: 0 E: 0 K: 0 S: 8	H: 0 LOB: 0 BB: 0 P: 14	1B: 2 2B: 0 3B: 0 HR: 1	SF: 0 SAC: 0 DP: 0 HBP: 0	WP: 1 PB: 0 SB: 0 CS: 0	PA: 35				
PITCHER	IP	WLS	BF	H	R	ER	SO	BB	IBB	HBP	BLK	WP	HR	S	P	ERA	WHIP										
31 Cliff Lee, L ERA: 4.69 David Riske, R ERA: 4.34 63 Rafael Betancourt, R ERA: 4.2	(1, 1) (7, 1) (8, 1)	6.0 1.0 2.0	25 W 4 6	3 0 0	2 0 0	2 0 0	8 0 0	3 1 0	0 0 0	0 0 0	0 0 0	1 0 0	1 0 0	70 6 14	112 13 22	3.00 0.00 0.00	1.000 1.000 0.000										

AB	31
R	2
H	3
RBI	2
BB	4
SO	8
LOB	10



Batter	1	2	3	4	5	6	7	8	9	AB	R	H	RBI	BB	SO	LOB	BOTTOM										
Ronnie Belliard, R OBP: 0.375, SLG: 0.425 (1, 4)	4-0 G4-6-3 BB		0-3 K		3-2 F8		0-1 BB BB 1B	4-2 BB		3	1	1	0	2	1	2	Toronto Blue Jays @ Cleveland Indians Jacobs Field, Cleveland, OH Thu Aug 12 2004, 7:05 PM EDT Att: 22,734 - Unknown - 65 F										
Coco Crisp, S OBP: 0.323, SLG: 0.431 (1, 7)	3-2 G4-6-3 1-2		0-0 B5-3		3-2 HR		4-1 BB BB HR BB	0-0 L7		4	2	1	1	1	0	3											
Matt Lawton, L OBP: 0.366, SLG: 0.456 (1, 9)	4-2 BB		4-0 G6-4-3 BB		0-0 G4-3		4-1 BB HR BB			1	1	0	0	3	0	0											
Casey Blake, R OBP: 0.361, SLG: 0.480 (1, 5)	4-2 BB		1-2 G6-4-3 1-2		0-2 F7		4-0 HR BB			2	1	0	1	2	0	1											
Josh Phelps, R OBP: 0.296, SLG: 0.416 Ben Broussard, L OBP: 0.386, SLG: 0.460 (1, 3) (7, PH) (8, 3)	1-0 F9		1-2 48 BB 1B		0-0 P3		1-1 1-H 2-H 3-H HR			3	0	1	0	0	0	2											
48 Travis Hafner, L OBP: 0.413, SLG: 0.592 (1, 10)		4-1 24 BB 1B		2-1 1B		0-3 K		3-3 K		3	0	1	0	1	2	0											
Tim Laker, R OBP: 0.263, SLG: 0.314 (1, 2)	3-1 P4		1-3 K		1-3 K		1-3 K		2-1 L9		4	0	0	0	0	2		3									
24 Grady Sizemore, L OBP: 0.377, SLG: 0.431 (1, 8)	2-1 1B		0-3 K		0-3 K		0-1 F8	3-3 K		4	0	1	0	0	2	2											
John McDonald, R OBP: 0.278, SLG: 0.400 (1, 6)	0-0 P4		3-2 P6		3-2 P6		1-0 F9	1-1 2B		4	0	1	0	0	0	4											
Inning Stats	R: 0 H: 0 E: 0 K: 0 S: 9	H: 1 LOB: 2 BB: 3 P: 25	R: 0 H: 1 E: 1 K: 1 S: 9	H: 1 LOB: 1 BB: 1 P: 18	R: 0 H: 0 E: 0 K: 0 S: 4	H: 0 LOB: 0 BB: 1 P: 9	R: 0 H: 2 E: 0 K: 2 S: 16	H: 2 LOB: 0 BB: 0 P: 23	R: 1 H: 1 E: 0 K: 0 S: 15	H: 1 LOB: 0 BB: 0 P: 21	R: 0 H: 0 E: 0 K: 2 S: 8	H: 0 LOB: 0 BB: 0 P: 9	R: 5 H: 2 E: 0 K: 1 S: 12	H: 2 LOB: 3 BB: 3 P: 29	R: 0 H: 1 E: 0 K: 1 S: 11	H: 1 LOB: 2 BB: 1 P: 21		1B: 4 2B: 1 3B: 0 HR: 2	SF: 0 SAC: 0 DP: 2 HBP: 0	WP: 0 PB: 0 SB: 0 CS: 0	PA: 38						
PITCHER	IP	WLS	BF	H	R	ER	SO	BB	IBB	HBP	BLK	WP	HR	S	P	ERA	WHIP										
Ted Lilly, L ERA: 3.52 Kerry Ligtenberg, R ERA: 6.38 Vinnie Chulk, R ERA: 2.87 54 Jason Frasor, R ERA: 2.45	(1, 1) (7, 1) (7, 1) (8, 1)	6.2 0.0 0.1 1.0	28 L 3 2 5	5 0 1 0	2 0 4 0	2 0 4 0	5 0 1 1	2 3 0 0	0 0 0 0	0 0 0 0	0 0 0 0	0 0 1 0	0 0 1 0	66 2 5 11	111 14 9 21	2.70 108.00 0.00	1.500 3.000 2.000										

AB	29
R	6
H	7
RBI	6
BB	9
SO	7
LOB	17



Batter	1	2	3	4	5	6	7	8	9	AB	R	H	RBI	BB	SO	LOB	TOP			
1 Brian Roberts, S OBP: 0.352, SLG: 0.377										4	0	1	1	0	1	1	<p>Baltimore Orioles @ Toronto Blue Jays SkyDome, Toronto, ON Sat Aug 14 2004, 4:05 PM EDT Att: 35,768 - Cloudy - 68 F</p>			
David Newhan, L OBP: 0.404, SLG: 0.498										4	0	0	0	0	1	3				
6 Melvin Mora, R OBP: 0.431, SLG: 0.592										3	0	1	0	1	0	1				
10 Miguel Tejada, R OBP: 0.366, SLG: 0.541										4	0	0	0	0	0	3				
Rafael Palmeiro, L OBP: 0.362, SLG: 0.404										4	0	1	0	0	1	2				
Javy Lopez, R OBP: 0.365, SLG: 0.489										4	1	0	0	0	0	1				
31 Jay Gibbons, L OBP: 0.290, SLG: 0.340										4	0	0	0	0	1	1				
Larry Bigbie, L OBP: 0.333, SLG: 0.425										4	1	3	1	0	1	0				
Jerry Hairston, R OBP: 0.384, SLG: 0.404										2	0	0	0	0	1	2				
Inning Stats	R: 0 E: 0 K: 1 S: 9	H: 1 LOB: 1 BB: 0 P: 14	R: 1 E: 0 K: 0 S: 11	H: 2 LOB: 1 BB: 0 P: 16	R: 0 E: 1 K: 0 S: 8	H: 0 LOB: 2 BB: 1 P: 13	R: 0 E: 0 K: 0 S: 13	H: 1 LOB: 0 BB: 0 P: 16	R: 0 E: 0 K: 0 S: 9	H: 0 LOB: 0 BB: 0 P: 8	R: 1 E: 0 K: 3 S: 18	H: 2 LOB: 1 BB: 0 P: 25	R: 0 E: 0 K: 1 S: 11	H: 0 LOB: 0 BB: 0 P: 14	R: 0 E: 0 K: 1 S: 11	H: 0 LOB: 0 BB: 0 P: 14		1B: 4 2B: 2 3B: 0 HR: 0	SF: 0 SAC: 0 DP: 0 HBP: 1	WP: 0 PB: 0 SB: 0 CS: 1
PITCHER	IP WLS BF H R ER SO BB IBB HBP BLK WP HR S P ERA WHIP																			
Josh Towers, R ERA: 4.46	(1, 1) 6.2 W 28 6 2 2 3 1 0 1 0 0 0 69 100 2.70 1.050																			
Justin Speier, R ERA: 4.59	(7, 1) 1.1 H 4 0 0 0 2 0 0 0 0 0 0 0 15 19 0.00 0.000																			
Kerry Ligtenberg, R ERA: 6.23	(9, 1) 1.0 3 0 0 0 1 0 0 0 0 0 0 0 11 14 0.00 0.000																			

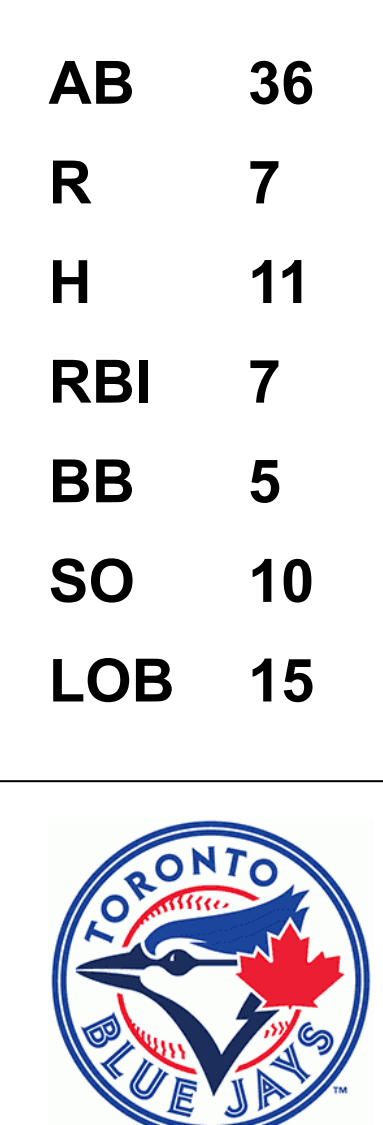
Batter	1	2	3	4	5	6	7	8	9	AB	R	H	RBI	BB	SO	LOB	BOTTOM	
15 Alex Rios, R OBP: 0.333, SLG: 0.398										5	0	1	0	0	1	7	<p>Baltimore Orioles @ Toronto Blue Jays SkyDome, Toronto, ON Sat Aug 14 2004, 4:05 PM EDT Att: 35,768 - Cloudy - 68 F</p>	
Orlando Hudson, S OBP: 0.336, SLG: 0.415										5	2	2	0	0	1	2		
10 Vernon Wells, R OBP: 0.345, SLG: 0.457										5	0	0	0	0	2	5		
Carlos Delgado, L OBP: 0.338, SLG: 0.469										4	2	3	2	1	0	1		
Frank Catalanotto, L OBP: 0.360, SLG: 0.418										2	1	1	0	0	0	1		
Frank Menechino, R OBP: 0.376, SLG: 0.454										2	1	1	0	1	1	2		
Eric Hinske, L OBP: 0.312, SLG: 0.372										5	0	1	1	0	1	5		
9 Gregg Zaun, S OBP: 0.383, SLG: 0.407										4	1	2	0	0	0	3		
Gabe Gross, L OBP: 0.286, SLG: 0.474										3	0	1	1	1	0	3		
Chris Gomez, R OBP: 0.344, SLG: 0.348										3	0	2	2	1	1	1		
Inning Stats	R: 0 E: 0 K: 1 S: 11	H: 1 LOB: 1 BB: 0 P: 22	R: 1 E: 1 K: 0 S: 21	H: 2 LOB: 2 BB: 1 P: 32	R: 1 E: 0 K: 0 S: 9	H: 2 LOB: 1 BB: 0 P: 14	R: 1 E: 0 K: 1 S: 13	H: 2 LOB: 1 BB: 1 P: 23	R: 0 E: 1 K: 2 S: 8	H: 0 LOB: 2 BB: 1 P: 15	R: 2 E: 0 K: 1 S: 15	H: 3 LOB: 2 BB: 1 P: 25	R: 0 E: 0 K: 1 S: 9	H: 2 LOB: 2 BB: 0 P: 13	1B: 7 2B: 7 3B: 0 HR: 1	SF: 0 SAC: 0 DP: 2 HBP: 0	WP: 1 PB: 0 SB: 1 CS: 1	PA: 42
PITCHER	IP WLS BF H R ER SO BB IBB HBP BLK WP HR S P ERA WHIP																	
Dave Borkowski, R ERA: 3.8	(1, 1) 4.0 L 20 2 3 3 3 3 0 0 0 0 1 1 23 43 13.50 2.500																	
John Parrish, L ERA: 3.63	(5, 1) 2.0 12 2 3 3 3 3 0 0 0 0 0 0 11 16 0.00 2.000																	
Buddy Groom, L ERA: 5.06	(7, 1) 1.0 5 2 0 0 1 0 0 0 0 0 0 0 9 13 0.00 2.000																	
Todd Williams, R ERA: 2.61	(8, 1) 1.0 5 2 0 0 1 0 0 0 0 0 0 0 9 13 0.00 2.000																	

Batter	1	2	3	4	5	6	7	8	9	AB	R	H	RBI	BB	SO	LOB	TOP					
1 Brian Roberts, S OBP: 0.353, SLG: 0.381 (1,4)										6	3	3	2	0	2	1	Baltimore Orioles @ Toronto Blue Jays SkyDome, Toronto, ON Sun Aug 15 2004, 1:05 PM EDT Att: 26,132 - Dome - 68 F					
David Newhan, L OBP: 0.410, SLG: 0.517 (1,7)										6	2	4	1	0	1	1						
6 Melvin Mora, R OBP: 0.430, SLG: 0.592 (1,5)										5	0	2	3	0	0	2						
10 Miguel Tejada, R OBP: 0.368, SLG: 0.540 (1,6)										3	1	1	1	2	0	3						
Rafael Palmeiro, L OBP: 0.363, SLG: 0.405 (1,10)										4	1	1	0	1	1	4						
B.J. Surhoff, L OBP: 0.377, SLG: 0.454 (1,3)										5	1	2	1	0	1	2						
Karim Garcia, L OBP: 0.267, SLG: 0.388 (1,9)										4	1	2	1	0	0	1						
Larry Bigbie, L OBP: 0.332, SLG: 0.422 (1,8)										5	1	1	0	0	2	3						
Robert Machado, R OBP: 0.211, SLG: 0.291 (1,2)										3	0	0	0	0	2	2						
Javy Lopez, R OBP: 0.366, SLG: 0.491 (8, PH)										2	1	1	2	0	0	0						
Inning Stats	R: 1 E: 0 K: 1 S: 10	H: 2 LOB: 2 BB: 1 P: 22	R: 0 E: 0 K: 1 S: 10	H: 1 LOB: 1 BB: 0 P: 16	R: 0 E: 0 K: 1 S: 9	H: 1 LOB: 1 BB: 0 P: 15	R: 0 E: 0 K: 0 S: 7	H: 0 LOB: 0 BB: 0 P: 10	R: 1 E: 0 K: 1 S: 17	H: 3 LOB: 2 BB: 0 P: 26	R: 0 E: 0 K: 2 S: 12	H: 1 LOB: 1 BB: 0 P: 16	R: 1 E: 0 K: 1 S: 12	H: 1 LOB: 1 BB: 1 P: 21	R: 3 E: 1 K: 1 S: 23	H: 7 LOB: 1 BB: 1 P: 39	R: 0 E: 0 K: 1 S: 10	H: 1 LOB: 1 BB: 0 P: 12	1B: 11 2B: 5 3B: 1 HR: 0	SF: 2 SAC: 0 DP: 0 HBP: 0	WP: 1 PB: 0 SB: 1 CS: 0	PA: 48
PITCHER	IP WLS BF H R ER SO BB IBB HBP BLK WP HR S P ERA WHIP																					
Dave Bush, R ERA: 3.99 (1, 1)	5.0 23 7 2 2 4 1 0 0 0 0 0 0 53 89 3.60 1.600																					
Kevin Frederick, R ERA: 6.0 (6, 1)	1.2 8 2 1 1 2 1 0 0 0 0 0 0 21 33 5.40 1.800																					
Vinnie Chulk, R ERA: 3.75 (7, 1)	0.1 L 6 4 5 4 1 0 0 0 0 0 0 0 12 21 108.00 12.000																					
54 Jason Frasor, R ERA: 2.92 (8, 1)	1.0 7 3 3 3 1 1 0 0 0 1 0 0 14 22 27.00 4.000																					
Kerry Ligtenberg, R ERA: 6.99 (9, 1)	1.0 4 1 0 0 1 0 0 0 0 0 0 0 10 12 0.00 1.000																					

AB	43
R	11
H	17
RBI	11
BB	3
SO	9
LOB	19



Batter	1	2	3	4	5	6	7	8	9	AB	R	H	RBI	BB	SO	LOB	BOTTOM					
3 Reed Johnson, R OBP: 0.327, SLG: 0.379 (1,8)										5	1	2	1	0	2	0	Baltimore Orioles @ Toronto Blue Jays SkyDome, Toronto, ON Sun Aug 15 2004, 1:05 PM EDT Att: 26,132 - Dome - 68 F					
Orlando Hudson, S OBP: 0.340, SLG: 0.419 (1,4)										4	1	2	0	1	1	3						
15 Alex Rios, R OBP: 0.338, SLG: 0.401 (1,9)										5	1	3	1	0	1	1						
Carlos Delgado, L OBP: 0.339, SLG: 0.476 (1,3)										4	1	1	3	1	1	3						
Frank Catalanotto, L OBP: 0.357, SLG: 0.411 (1,10)										4	0	0	1	1	2	2						
Eric Hinske, L OBP: 0.314, SLG: 0.373 (1,5)										4	1	2	0	0	1	3						
9 Gregg Zaun, S OBP: 0.378, SLG: 0.401 (1,2)										4	0	0	0	0	1	2						
Gabe Gross, L OBP: 0.333, SLG: 0.450 (1,7)										1	1	0	0	2	0	0						
10 Vernon Wells, R OBP: 0.344, SLG: 0.456 (8, PH)										1	0	0	0	0	0	0						
Chris Gomez, R OBP: 0.343, SLG: 0.347 (1,6)										4	1	1	1	0	1	1						
Inning Stats	R: 3 E: 0 K: 2 S: 14	H: 3 LOB: 0 BB: 0 P: 18	R: 0 E: 0 K: 1 S: 5	H: 0 LOB: 0 BB: 0 P: 10	R: 0 E: 0 K: 2 S: 12	H: 1 LOB: 2 BB: 1 P: 22	R: 4 E: 0 K: 1 S: 20	H: 4 LOB: 3 BB: 3 P: 44	R: 0 E: 0 K: 1 S: 10	H: 0 LOB: 0 BB: 1 P: 20	R: 0 E: 0 K: 1 S: 8	H: 1 LOB: 1 BB: 0 P: 14	R: 0 E: 0 K: 0 S: 6	H: 1 LOB: 0 BB: 0 P: 11	R: 0 E: 0 K: 0 S: 8	H: 1 LOB: 1 BB: 0 P: 12	R: 0 E: 0 K: 2 S: 10	H: 0 LOB: 0 BB: 0 P: 14	1B: 9 2B: 1 3B: 0 HR: 1	SF: 0 SAC: 0 DP: 0 HBP: 0	WP: 0 PB: 0 SB: 0 CS: 2	PA: 42
PITCHER	IP WLS BF H R ER SO BB IBB HBP BLK WP HR S P ERA WHIP																					
40 Daniel Cabrera, R ERA: 4.14 (1, 1)	3.2 22 8 7 7 6 3 0 0 0 0 0 0 19 40 0.00 1.500																					
Eddy Rodriguez, R ERA: 3.95 (4, 1)	2.0 8 1 0 0 2 2 0 0 0 0 0 0 7 12 0.00 0.750																					
Buddy Groom, L ERA: 4.89 (6, 1)	1.1 W 4 1 0 0 0 0 0 0 0 0 0 0 8 12 0.00 1.000																					
B.J. Ryan, L ERA: 1.7 (8, 1)	1.0 4 1 0 0 0 0 0 0 0 0 0 0 10 14 0.00 0.000																					
Jorge Julio, R ERA: 4.01 (9, 1)	1.0 3 0 0 0 2 0 0 0 0 0 0 0 10 14 0.00 0.000																					



Batter	1	2	3	4	5	6	7	8	9	AB	R	H	RBI	BB	SO	LOB	TOP																			
15 Alex Rios, R OBP: 0.333, SLG: 0.396										4	0	0	0	0	2	0	Toronto Blue Jays @ Boston Red Sox Fenway Park, Boston, MA Mon Aug 16 2004, 7:05 PM EDT Att: 35,271 - Sunny - 64 F																			
Orlando Hudson, S OBP: 0.344, SLG: 0.426										4	1	3	0	0	0	0																				
10 Vernon Wells, R OBP: 0.343, SLG: 0.454										4	0	1	1	0	1	2																				
Carlos Delgado, L OBP: 0.343, SLG: 0.474										1	1	0	0	2	0	1																				
Frank Catalanotto, L OBP: 0.351, SLG: 0.404										4	0	0	0	0	2	5																				
Eric Hinske, L OBP: 0.313, SLG: 0.372										4	1	1	0	0	0	3																				
Chris Woodward, R OBP: 0.269, SLG: 0.352										4	1	0	0	0	1	2																				
Gabe Gross, L OBP: 0.321, SLG: 0.417										4	0	1	1	0	1	0																				
Kevin Cash, R OBP: 0.251, SLG: 0.304										2	0	0	0	0	2	0																				
9 Gregg Zaun, S OBP: 0.377, SLG: 0.399										1	0	0	0	0	0	1																				
Inning Stats	R: 0 E: 0 K: 1 S: 7	H: 1 LOB: 0 BB: 0 P: 10	R: 0 E: 0 K: 0 S: 13	H: 0 LOB: 1 BB: 1 P: 19	R: 0 E: 0 K: 3 S: 9	H: 0 LOB: 0 BB: 0 P: 15	R: 1 E: 1 K: 0 S: 13	H: 2 LOB: 1 BB: 0 P: 20	R: 0 E: 0 K: 1 S: 6	H: 0 LOB: 0 BB: 0 P: 11	R: 3 E: 1 K: 1 S: 13	H: 2 LOB: 0 BB: 0 P: 21	R: 0 E: 0 K: 1 S: 9	H: 1 LOB: 2 BB: 1 P: 16	R: 0 E: 0 K: 1 S: 6	H: 0 LOB: 0 BB: 0 P: 8	1B: 5 2B: 1 3B: 0 HR: 0	SF: 0 SAC: 0 DP: 2 HBP: 1	WP: 0 PB: 0 SB: 2 CS: 2	PA: 35																
PITCHER	IP WLS BF H R ER SO BB IBB HBP BLK WP HR S P ERA WHIP	IP WLS BF H R ER SO BB IBB HBP BLK WP HR S P ERA WHIP																																		
Derek Lowe, R ERA: 5.26	(1, 1)	7.0	W	27	5	4	3	7	1	0	1	0	0	0	0	0	68	103	3.86	0.857																
Keith Foulke, R ERA: 1.74	(8, 1)	2.0	S	8	1	0	0	2	0	1	0	0	0	0	0	0	15	24	0.00	0.500																

AB	32
R	4
H	6
RBI	2
BB	2
SO	9
LOB	14



Batter	1	2	3	4	5	6	7	8	9	AB	R	H	RBI	BB	SO	LOB	BOTTOM																				
18 Johnny Damon, L OBP: 0.379, SLG: 0.464										5	1	2	2	0	0	1	Toronto Blue Jays @ Boston Red Sox Fenway Park, Boston, MA Mon Aug 16 2004, 7:05 PM EDT Att: 35,271 - Sunny - 64 F																				
Dave Roberts, L OBP: 0.338, SLG: 0.358										4	1	1	1	1	1	2																					
Manny Ramirez, R OBP: 0.617, SLG: 0.617										5	2	2	0	0	2	1																					
Gabe Kapler, R OBP: 0.316, SLG: 0.423										0	0	0	0	0	0	0																					
34 David Ortiz, L OBP: 0.381, SLG: 0.618										3	2	1	0	2	0	1																					
Kevin Millar, R OBP: 0.386, SLG: 0.476										2	0	1	2	2	1	0																					
Ricky Gutierrez, R OBP: 0.267, SLG: 0.232										1	0	0	0	0	0	2																					
Jason Varitek, S OBP: 0.390, SLG: 0.468										2	0	0	1	2	0	4																					
Orlando Cabrera, R OBP: 0.289, SLG: 0.334										3	0	1	2	0	1	5																					
Bill Mueller, S OBP: 0.360, SLG: 0.447										2	1	1	0	2	0	1																					
Doug Mientkiewicz, L OBP: 0.336, SLG: 0.360										4	1	1	0	0	1	4																					
Inning Stats	R: 0 E: 0 K: 1 S: 9	H: 1 LOB: 0 BB: 0 P: 15	R: 1 E: 0 K: 0 S: 11	H: 1 LOB: 1 BB: 1 P: 21	R: 0 E: 0 K: 0 S: 8	H: 0 LOB: 0 BB: 0 P: 14	R: 2 E: 1 K: 0 S: 11	H: 2 LOB: 2 BB: 2 P: 26	R: 2 E: 0 K: 0 S: 7	H: 2 LOB: 2 BB: 3 P: 21	R: 0 E: 0 K: 2 S: 10	H: 0 LOB: 1 BB: 1 P: 18	R: 0 E: 0 K: 3 S: 17	H: 0 LOB: 2 BB: 1 P: 27	R: 3 E: 0 K: 0 S: 16	H: 4 LOB: 2 BB: 1 P: 28	1B: 4 2B: 5 3B: 1 HR: 0	SF: 2 SAC: 0 DP: 3 HBP: 0	WP: 1 PB: 0 SB: 1 CS: 0	PA: 42																	
PITCHER	IP WLS BF H R ER SO BB IBB HBP BLK WP HR S P ERA WHIP	IP WLS BF H R ER SO BB IBB HBP BLK WP HR S P ERA WHIP																																			
Justin Miller, R ERA: 4.7	(1, 1)	4.1	L	23	6	5	4	1	4	1	0	0	0	0	0	0	11	23	0.00	0.600																	
Sean Douglass, R ERA: 7.4	(5, 1)	1.2		6	0	0	0	2	1	1	0	0	0	0	0	0	0	11	23	0.00	0.600																
Justin Speier, R ERA: 4.5	(7, 1)	1.0		5	0	0	0	3	1	0	0	0	0	1	0	17	27	0.00	1.000																		
Vinnie Chulk, R ERA: 4.5	(8, 1)	0.0		3	3	3	3	0	0	0	0	0	0	0	0	9	16	=	=																		
Kerry Ligtenberg, R ERA: 5.95	(8, 1)	1.0		5	1	0	0	0	0	1	0	0	0	0	0	7	12	0.00	1.000																		



Batter	1	2	3	4	5	6	7	8	9	AB	R	H	RBI	BB	SO	LOB	TOP								
3 Reed Johnson, R OBP: 0.324, SLG: 0.375	1-1 P6		3-3 K		0-1 G4-3		3-2 G4-3			4	0	0	0	0	1	0									
Orlando Hudson, S OBP: 0.346, SLG: 0.427	0-0 10 2B		1-2 10 HR		0-1 F8		2-3 K			4	2	2	0	0	1	0									
10 Vernon Wells, R OBP: 0.344, SLG: 0.465	1-1 G4-3 1H		2-1 1H HR		2-2 F8			1-0 G4-3		4	1	2	3	0	0	0									
Carlos Delgado, L OBP: 0.340, SLG: 0.468	1-2 G4-3 2-3		2-3 K		1-1 F8			0-0 P3		4	0	0	0	0	1	1									
Frank Catalanotto, L OBP: 0.347, SLG: 0.399 Chris Gomez, R OBP: 0.342, SLG: 0.346	2-2 K			1-1 G5-3		0-1 F7		2-0 G6-3		3	0	0	0	0	1	1									
Eric Hinske, L OBP: 0.315, SLG: 0.380		2-2 G3-1		0-2 HR		1-1 9 1B		0-1 F8		4	1	2	1	0	0	0									
9 Gregg Zaun, S OBP: 0.376, SLG: 0.398 Kevin Cash, R OBP: 0.250, SLG: 0.302	1-1 P6		1-3 K		1-0 1B		1-2 1B	2-2 F9		3	0	1	0	0	1	0									
Gabe Gross, L OBP: 0.313, SLG: 0.393	0-0 F7		1-2 1B		0-3 K			1-2 K		4	0	1	0	0	2	2									
Chris Woodward, R OBP: 0.264, SLG: 0.345			1-0 G5-3		1-0 P3			0-0 G6-3		3	0	0	0	0	0	1									
Inning Stats	R: 1 E: 0 K: 1 S: 13	H: 2 LOB: 1 BB: 0 P: 18	R: 0 E: 0 K: 0 S: 6	H: 0 LOB: 0 BB: 0 P: 9	R: 2 E: 0 K: 2 S: 17	H: 2 LOB: 0 BB: 0 P: 26	R: 1 E: 0 K: 1 S: 13	H: 2 LOB: 1 BB: 0 P: 17	R: 0 E: 0 K: 0 S: 9	H: 2 LOB: 0 BB: 0 P: 11	R: 0 E: 0 K: 1 S: 10	H: 2 LOB: 2 BB: 0 P: 13	R: 0 E: 0 K: 0 S: 7	H: 0 LOB: 0 BB: 0 P: 12	R: 0 E: 0 K: 0 S: 3	H: 0 LOB: 0 BB: 0 P: 6	R: 0 E: 0 K: 1 S: 9	H: 0 LOB: 0 BB: 0 P: 12	1B: 5 2B: 1 3B: 0 HR: 2	SF: 0 SAC: 0 DP: 0 HBP: 0	WP: 0 PB: 0 SB: 0 CS: 0	PA: 35			
PITCHER	IP	WLS	BF	H	R	ER	SO	BB	IBB	HBP	BLK	WP	HR	S	P	ERA	WHIP								
Pedro Martinez, R ERA: 3.78	(1, 1)	7.0	29	8	4	4	6	0	0	0	0	0	2	75	106	5.14	1.143								
50 Mike Timlin, R ERA: 4.34	(8, 1)	0.2	2	0	0	0	0	0	0	0	0	0	0	2	3	0.00	0.000								
Mike Myers, L ERA: 4.31	(8, 1)	0.1	1	0	0	0	0	0	0	0	0	0	0	1	3	0.00	0.000								
Keith Foulke, R ERA: 1.71	(9, 1)	1.0	W	3	0	0	1	0	0	0	0	0	0	9	12	0.00	0.000								

Toronto Blue Jays @ Boston Red Sox
Fenway Park, Boston, MA
Tue Aug 17 2004, 7:05 PM EDT
Att: 35,105 - Cloudy - 70 F

AB 35
R 4
H 8
RBI 4
BB 0
SO 7
LOB 5

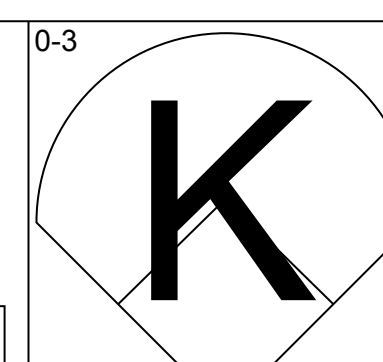
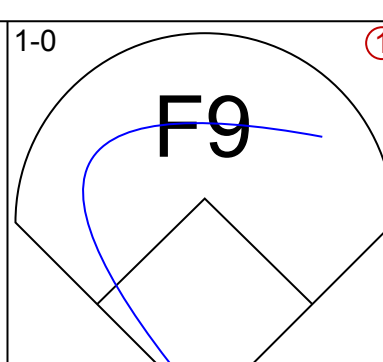
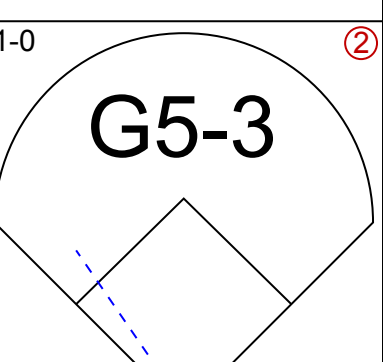
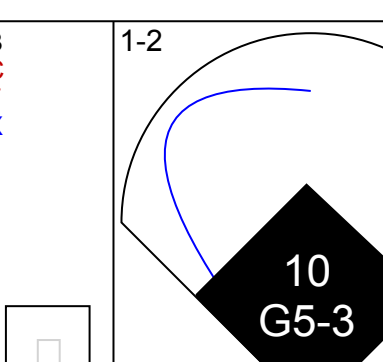
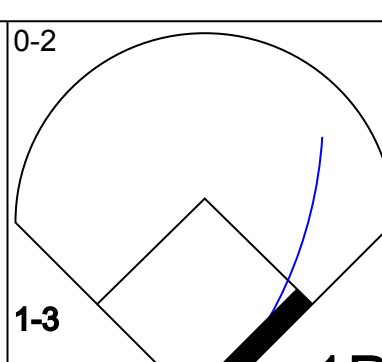
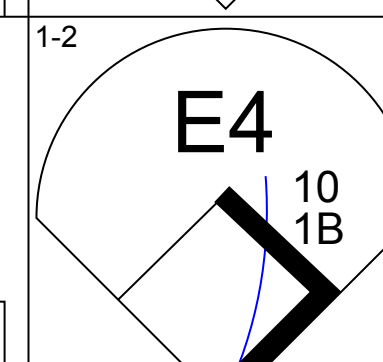
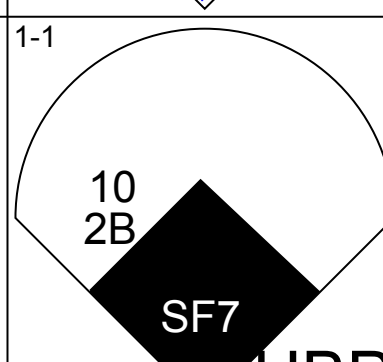
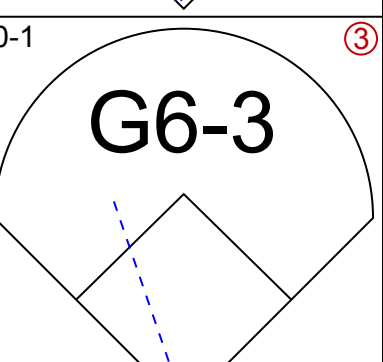
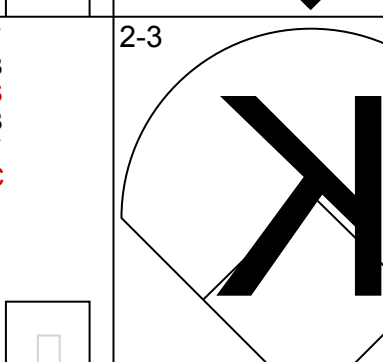
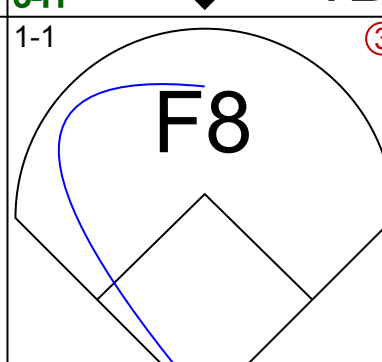
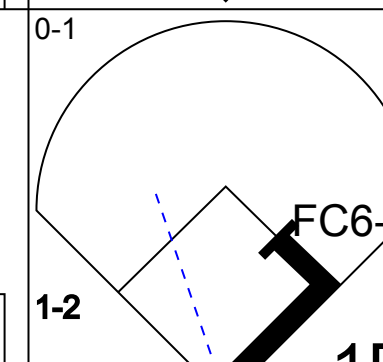
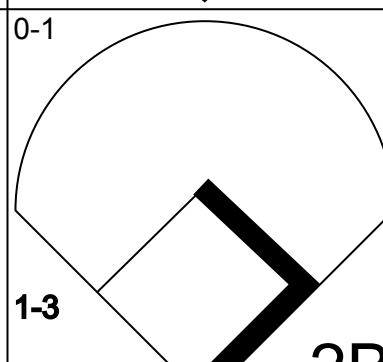
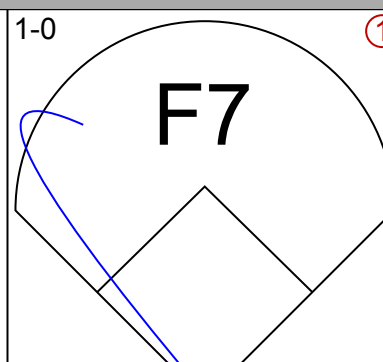
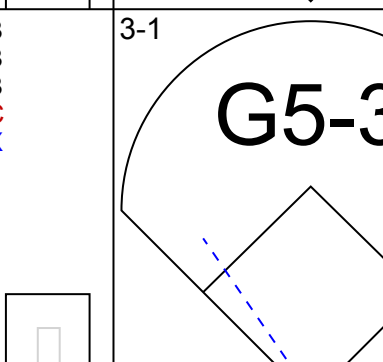
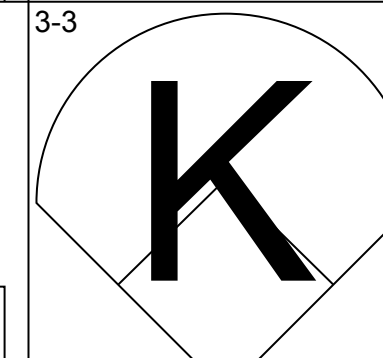
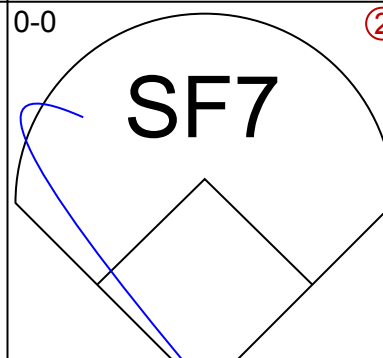
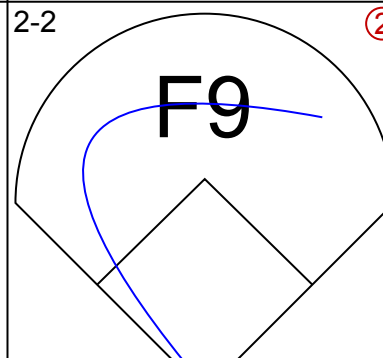
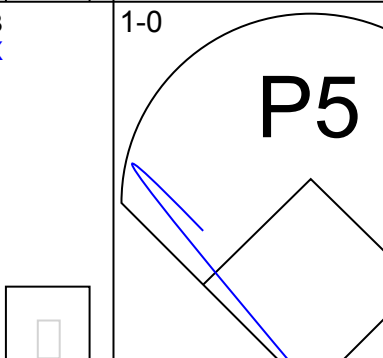
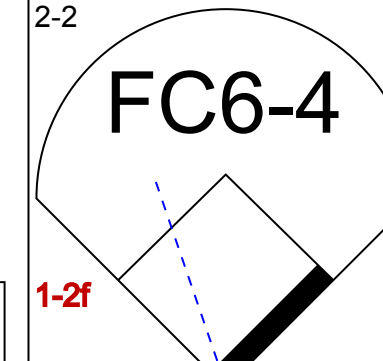
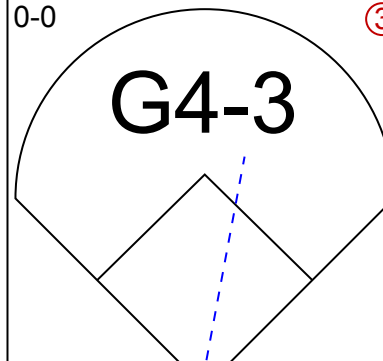
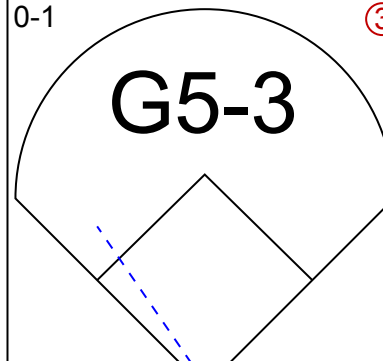
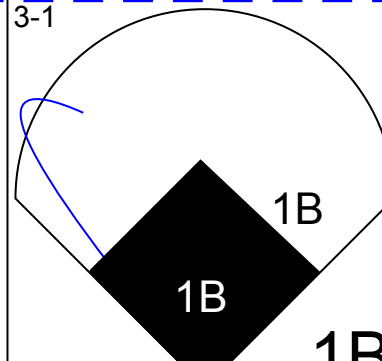
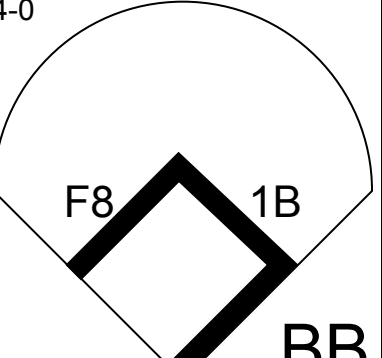
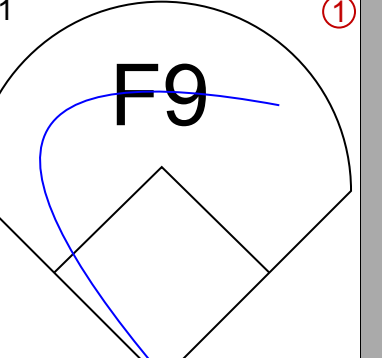
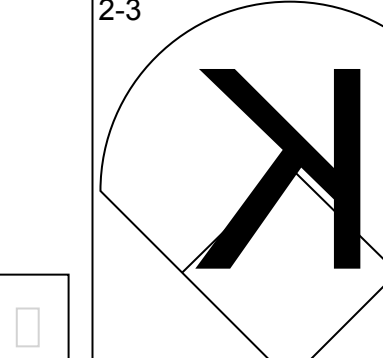
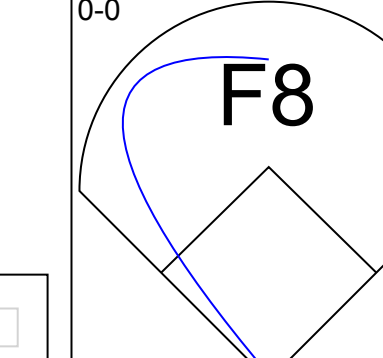
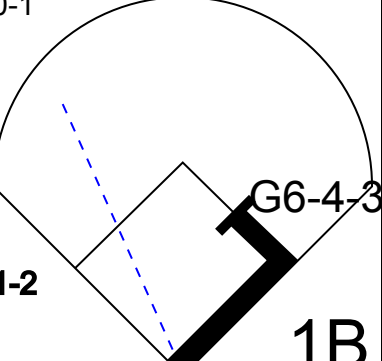
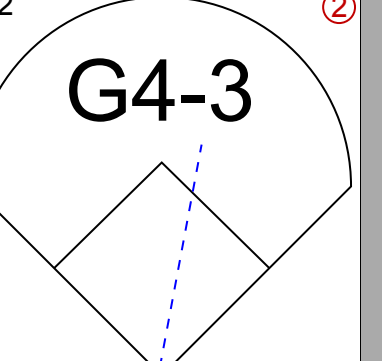
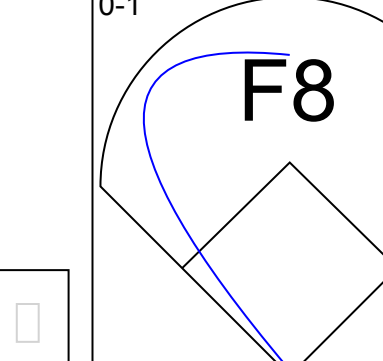
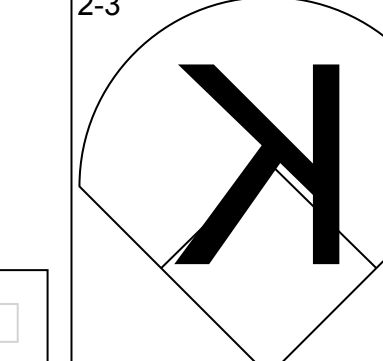
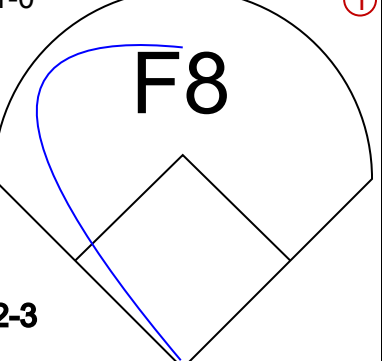
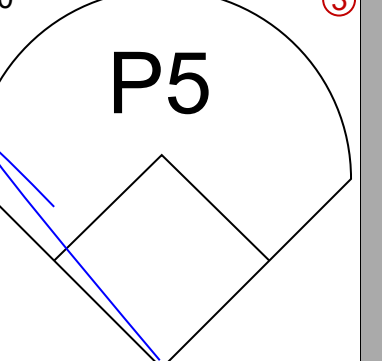
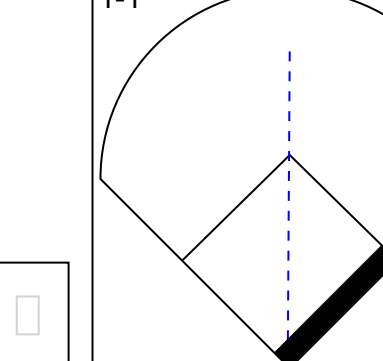
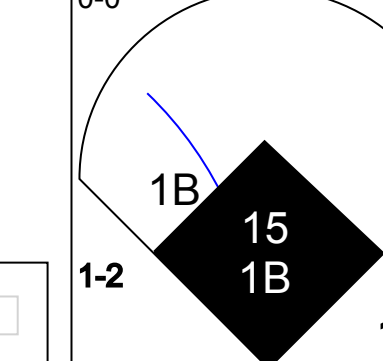
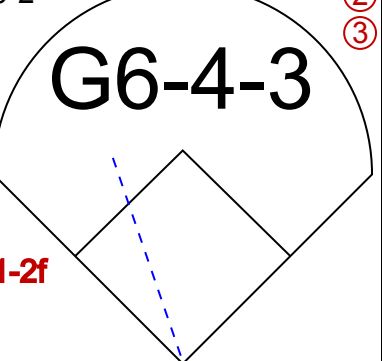
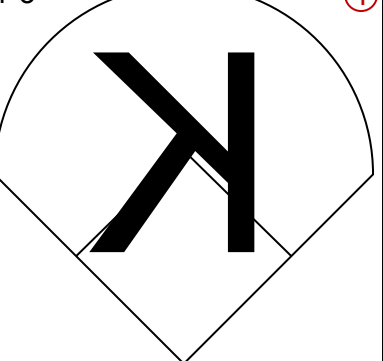
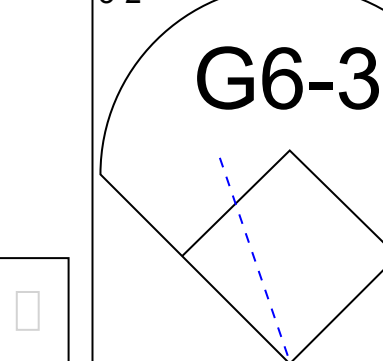
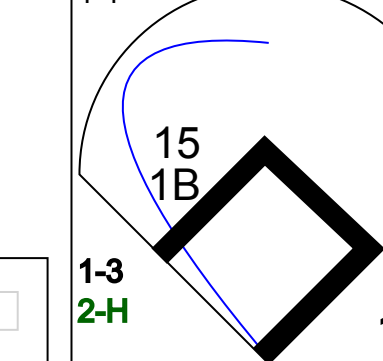


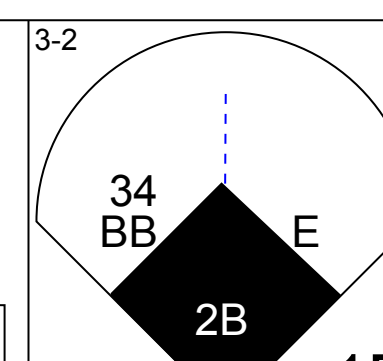
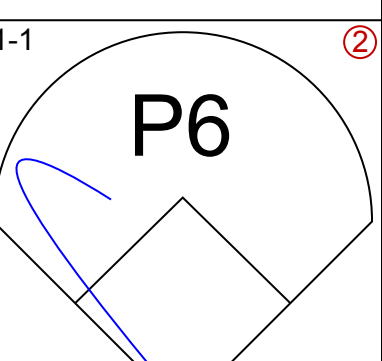
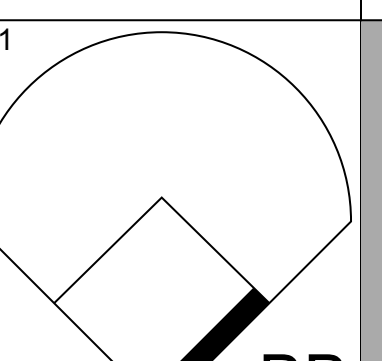
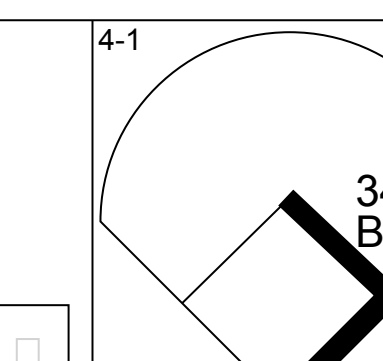
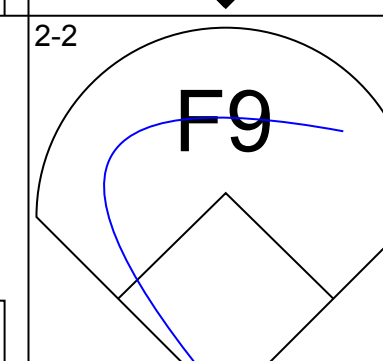
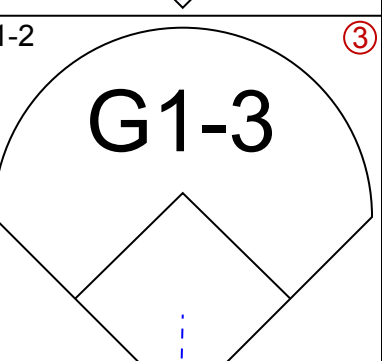
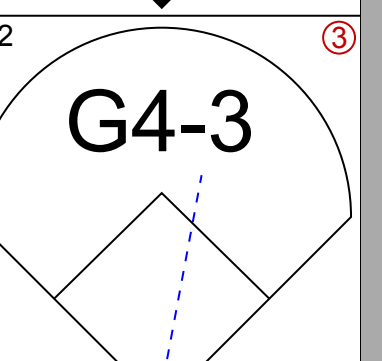
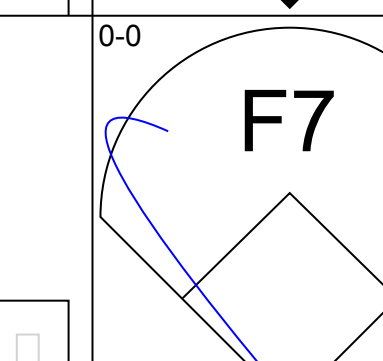
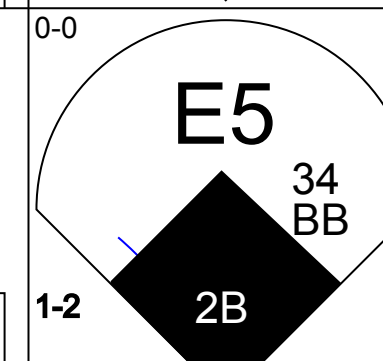
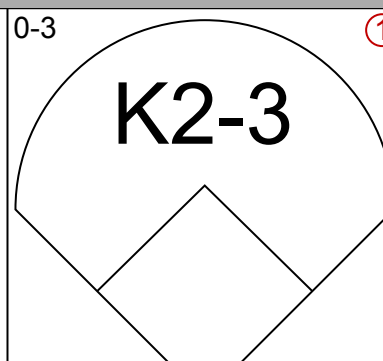
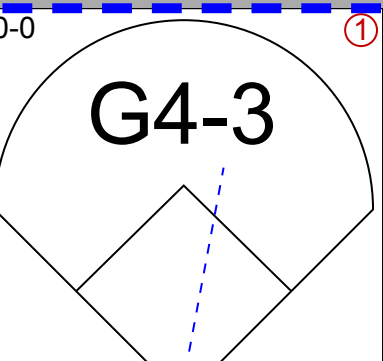
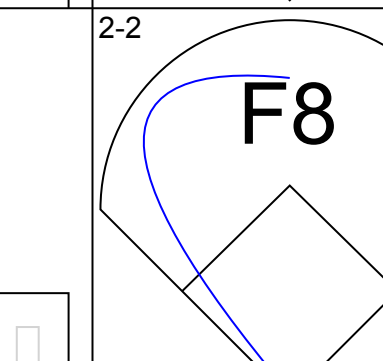
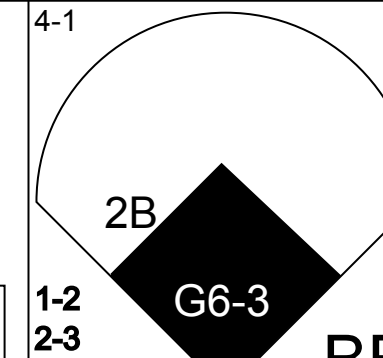

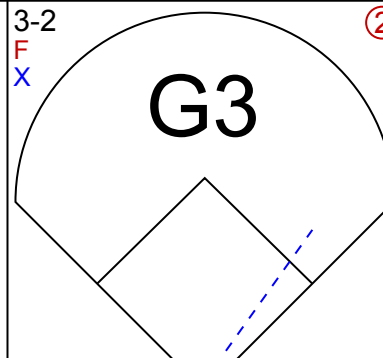
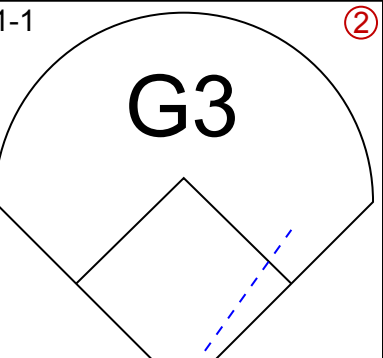
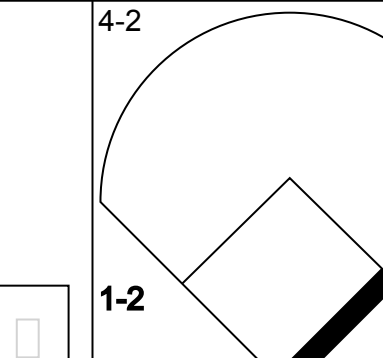
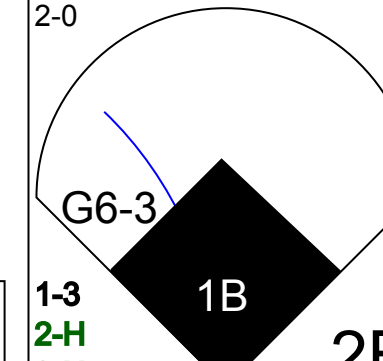
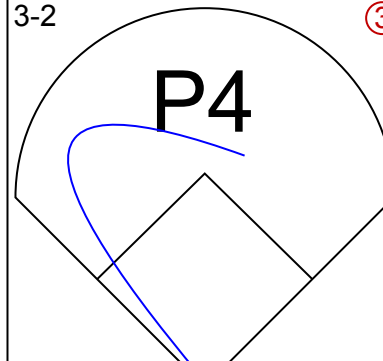
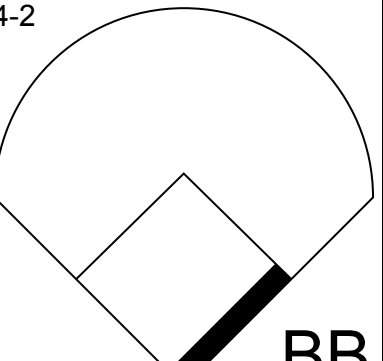
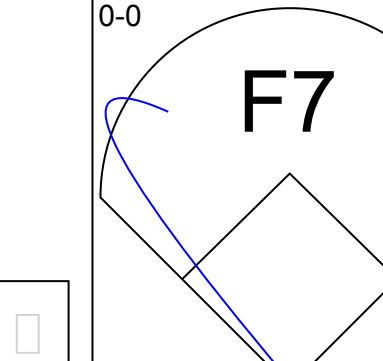
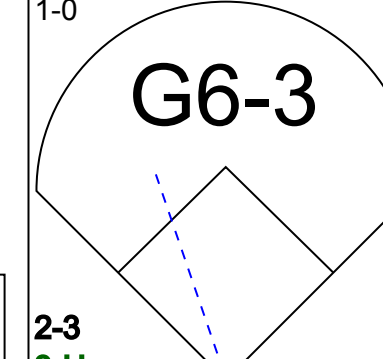
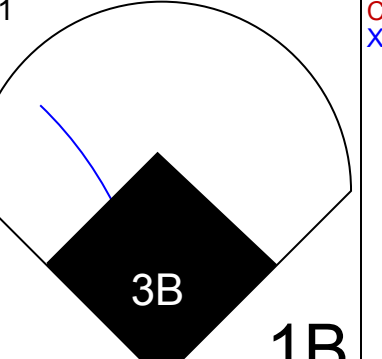
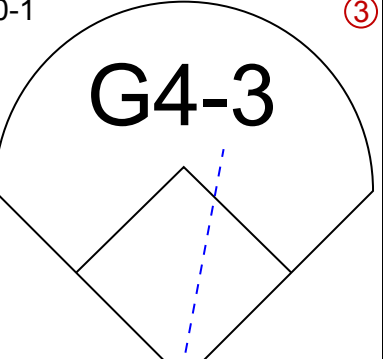
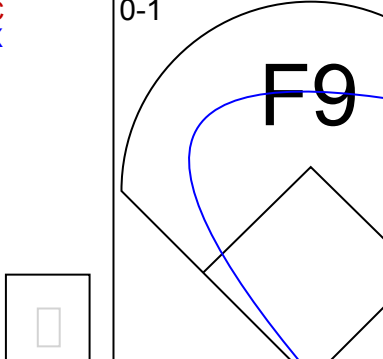
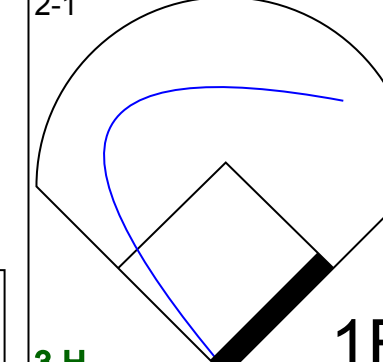
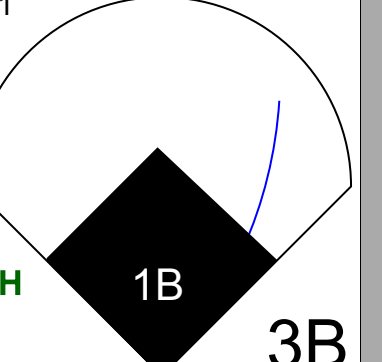
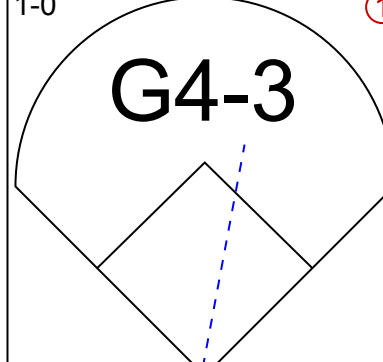
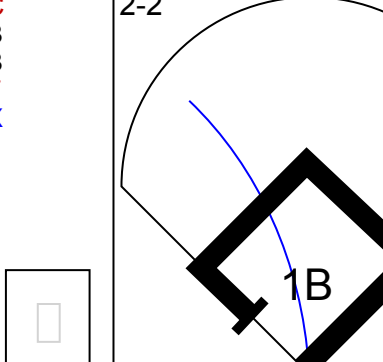

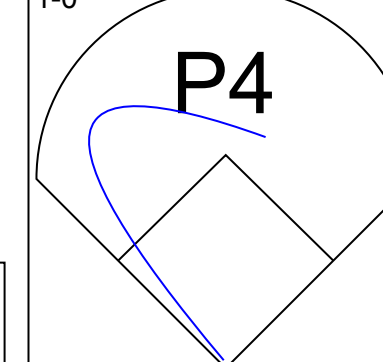
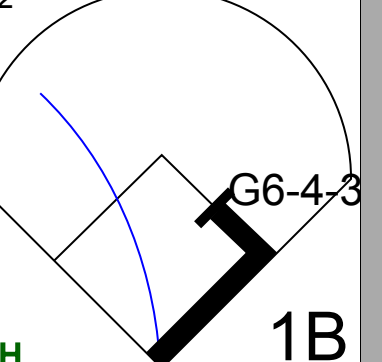
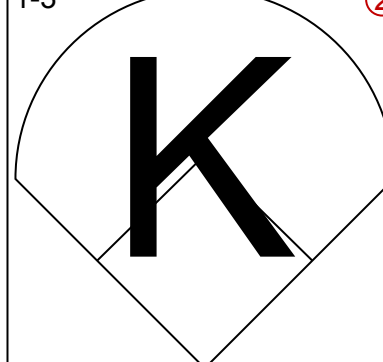
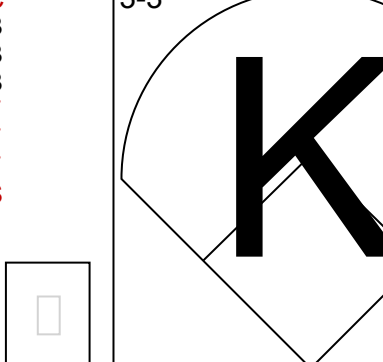
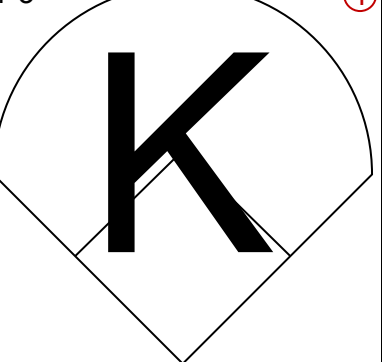
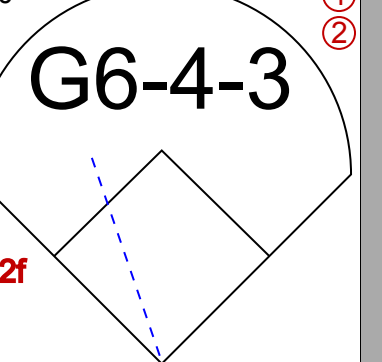
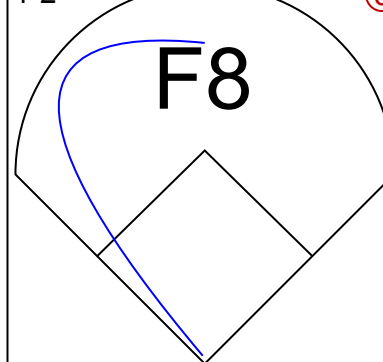
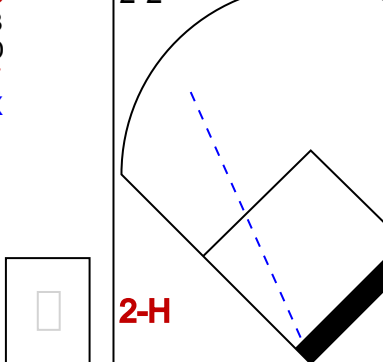
Batter	1	2	3	4	5	6	7	8	9	AB	R	H	RBI	BB	SO	LOB	BOTTOM								
18 Johnny Damon, L OBP: 0.377, SLG: 0.468	2-1 HR		0-1 F7	1-2 P4			1-1 P6		2-2 FC4-6 2B	5	2	1	1	0	0	3									
Orlando Cabrera, R OBP: 0.290, SLG: 0.336	1-0 L4		4-1 G5-4-3 BB		1-1 F7		2-1 F8		0-1 2B	4	0	1	1	1	0	0									
Manny Ramirez, R OBP: 0.408, SLG: 0.614	2-3 K		0-1 G5-4-3 1-2		1-1 BB HBP		4-1 34 HBP BB			2	0	0	0	1	1	1									
34 David Ortiz, L OBP: 0.380, SLG: 0.613	0-0 F8			2-3 K	2-3 K		3-2 HBP			3	0	0	0	0	2	1									
Kevin Millar, R OBP: 0.387, SLG: 0.475		0-1 2B G6-3 1B		3-3 K	4-0 FC4 BB		3-3 K2-3			3	1	1	0	1	2	2									
Jason Varitek, S OBP: 0.391, SLG: 0.480		3-1 2B		0-0 HR	2-1 FC4			2-1 G4-3		4	1	2	1	0	0	2									
Bill Mueller, S OBP: 0.358, SLG: 0.442	0-1 P4			4-1 1B 1B BB		0-0 F9		3-1 G4-3		3	1	0	0	1	0	2									
Gabe Kapler, R OBP: 0.314, SLG: 0.419	0-1 G6-3			1-2 1B 1B		3-2 P3		1-2 P4		4	0	1	1	0	0	1									
Ricky Gutierrez, R OBP: 0.269, SLG: 0.235 Dave Roberts, L OBP: 0.340, SLG: 0.358	3-H G6-3			0-0 1-2 3H 1B		0-1 G5-3		4-2 18 FC4-6 BB		3	0	1	1	0	0	1									
Inning Stats	R: 1 E: 0 K: 1 S: 7	H: 1 LOB: 0 BB: 0 P: 12	R: 1 E: 0 K: 0 S: 10	H: 2 LOB: 1 BB: 0 P: 13	R: 0 E: 0 K: 0 S: 5	H: 0 LOB: 0 BB: 1 P: 9	R: 2 E: 0 K: 2 S: 19	H: 3 LOB: 2 BB: 1 P: 30	R: 0 E: 0 K: 1 S: 8	H: 0 LOB: 2 BB: 1 P: 18	R: 0 E: 0 K: 0 S: 6	H: 0 LOB: 0 BB: 0 P: 9	R: 0 E: 0 K: 1 S: 12	H: 0 LOB: 1 BB: 1 P: 25	R: 0 E: 0 K: 0 S: 7	H: 0 LOB: 0 BB: 0 P: 13	R: 1 E: 0 K: 0 S: 10	H: 1 LOB: 1 BB: 1 P: 15	1B: 3 2B: 2 3B: 0 HR: 2	SF: 0 SAC: 0 DP: 1 HBP: 2	WP: 0 PB: 0 SB: 0 CS: 0	PA: 38			
PITCHER	IP	WLS	BF	H	R	ER	SO	BB	IBB	HBP	BLK	WP	HR	S	P	ERA	WHIP								
Ted Lilly, L ERA: 3.88	(1, 1)	7.0	32	6	4	4	5	4	0	2	0	0	0	15	26	6.75	0.750								
Kevin Frederick, R ERA: 6.09	(8, 1)	1.1	L	5	0	1	1	1	0	0	0	0	0	2	2	∞	∞								
Justin Speier, R ERA: 4.5	(9, 1)	0.0		1	0	0	0	0	0	0	0	0	0	2	2	∞	∞								

Toronto Blue Jays @ Boston Red Sox
Fenway Park, Boston, MA
Tue Aug 17 2004, 7:05 PM EDT
Att: 35,105 - Cloudy - 70 F

AB 31
R 5
H 7
RBI 5
BB 5
SO 5
LOB 13



Batter	1	2	3	4	5	6	7	8	9	AB	R	H	RBI	BB	SO	LOB	TOP					
15 Alex Rios, R OBP: 0.334, SLG: 0.403										5	1	2	1	0	1	0	Toronto Blue Jays @ Boston Red Sox Fenway Park, Boston, MA Wed Aug 18 2004, 7:05 PM EDT Att: 34,867 - Sunny - 78 F					
Frank Catalanotto, L OBP: 0.344, SLG: 0.593										4	1	0	0	0	1	3						
10 Vernon Wells, R OBP: 0.346, SLG: 0.468										4	0	2	1	0	0	0						
Carlos Delgado, L OBP: 0.336, SLG: 0.464										3	0	0	1	0	1	2						
Frank Menechino, R OBP: 0.370, SLG: 0.448 Orlando Hudson, S OBP: 0.348, SLG: 0.429										3	0	0	0	0	0	3						
Eric Hinske, L OBP: 0.314, SLG: 0.378										3	0	0	0	1	1	1						
Chris Gomez, R OBP: 0.340, SLG: 0.344										4	0	1	0	0	1	1						
Gabe Gross, L OBP: 0.333, SLG: 0.406										4	1	2	0	0	0	2						
Kevin Cash, R OBP: 0.250, SLG: 0.301										4	0	1	1	0	1	3						
Inning Stats	R: 0 E: 1 K: 2 S: 15	H: 1 LOB: 2 BB: 0 P: 21	R: 0 E: 0 K: 0 S: 6	H: 1 LOB: 1 BB: 1 P: 11	R: 1 E: 0 K: 0 S: 6	H: 1 LOB: 1 BB: 0 P: 8	R: 0 E: 0 K: 0 S: 7	H: 0 LOB: 0 BB: 0 P: 10	R: 0 E: 0 K: 1 S: 6	H: 0 LOB: 0 BB: 0 P: 8	R: 0 E: 0 K: 0 S: 6	H: 0 LOB: 0 BB: 0 P: 9	R: 0 E: 0 K: 1 S: 13	H: 1 LOB: 1 BB: 0 P: 19	R: 1 E: 0 K: 1 S: 10	H: 1 LOB: 0 BB: 0 P: 17	R: 2 E: 0 K: 1 S: 16	H: 4 LOB: 2 BB: 0 P: 23	1B: 7 2B: 1 3B: 1 HR: 0	SF: 1 SAC: 0 DP: 1 HBP: 1	WP: 0 PB: 0 SB: 0 CS: 0	PA: 38
PITCHER	IP WLS BF H R ER SO BB IBB HBP BLK WP HR S P ERA WHIP	49 Tim Wakefield, R (1, 1) 8.0 W 31 5 2 2 5 1 0 0 1 0 0 0 0 69 103 2.25 0.750 Keith Foulke, R (9, 1) 1.0 7 4 2 2 1 0 0 0 0 0 0 0 16 23 18.00 4.000																				

Batter	1	2	3	4	5	6	7	8	9	AB	R	H	RBI	BB	SO	LOB	BOTTOM			
18 Johnny Damon, L OBP: 0.380, SLG: 0.468										2	1	1	0	2	0	0	Toronto Blue Jays @ Boston Red Sox Fenway Park, Boston, MA Wed Aug 18 2004, 7:05 PM EDT Att: 34,867 - Sunny - 78 F			
Doug Mientkiewicz, L OBP: 0.332, SLG: 0.356										4	0	0	0	0	0	3				
Manny Ramirez, R OBP: 0.404, SLG: 0.608										4	1	0	0	0	1	2				
34 David Ortiz, L OBP: 0.380, SLG: 0.610										2	1	0	0	2	0	0				
Kevin Millar, R OBP: 0.388, SLG: 0.477 Gabe Kapler, R OBP: 0.314, SLG: 0.419										3	1	1	2	1	0	2				
Orlando Cabrera, R OBP: 0.290, SLG: 0.335										4	1	1	1	0	0	2				
Bill Mueller, S OBP: 0.363, SLG: 0.457										4	1	3	2	0	0	0				
Doug Mirabeli, R OBP: 0.359, SLG: 0.552										4	0	1	1	0	2	2				
Earl Snyder, R OBP: 0.250, SLG: 0.250										4	0	1	0	0	1	1				
Inning Stats	R: 4 E: 1 K: 0 S: 13	H: 3 LOB: 1 BB: 1 P: 28	R: 0 E: 0 K: 1 S: 8	H: 0 LOB: 0 BB: 0 P: 11	R: 0 E: 0 K: 1 S: 15	H: 0 LOB: 0 BB: 0 P: 21	R: 2 E: 0 K: 0 S: 13	H: 3 LOB: 1 BB: 1 P: 24	R: 0 E: 0 K: 1 S: 7	H: 0 LOB: 0 BB: 0 P: 10	R: 0 E: 0 K: 0 S: 8	H: 0 LOB: 2 BB: 2 P: 18	R: 0 E: 0 K: 1 S: 13	H: 2 LOB: 2 BB: 0 P: 20	R: 0 E: 0 K: 1 S: 16	H: 0 LOB: 0 BB: 0 P: 23	1B: 5 2B: 2 3B: 1 HR: 0	SF: 0 SAC: 0 DP: 1 HBP: 0	WP: 0 PB: 0 SB: 0 CS: 0	PA: 36
PITCHER	IP WLS BF H R ER SO BB IBB HBP BLK WP HR S P ERA WHIP	Miguel Batista, R (1, 1) 4.0 L 20 6 6 3 2 2 0 0 0 0 0 0 0 24 84 6.75 2.000 Sean Douglass, R (5, 1) 3.0 12 0 0 0 1 3 0 0 0 0 0 0 24 42 0.00 1.000 54 Jason Frasor, R (8, 1) 1.0 4 2 0 0 1 0 0 0 0 0 0 0 13 20 0.00 2.000																		

Batter	1	2	3	4	5	6	7	8	9	AB	R	H	RBI	BB	SO	LOB	TOP					
15 Alex Rios, R OBP: 0.334, SLG: 0.405											6	2	2	1	0	2	3					
Orlando Hudson, S OBP: 0.351, SLG: 0.432											5	2	3	2	0	1	0					
10 Vernon Wells, R OBP: 0.344, SLG: 0.464											5	1	1	1	0	0	2					
Carlos Delgado, L OBP: 0.339, SLG: 0.464											4	2	2	1	1	0	1					
Frank Catalanotto, L OBP: 0.344, SLG: 0.390 3 Reed Johnson, R OBP: 0.325, SLG: 0.376											2	0	0	0	0	0	1					
Eric Hinske, L OBP: 0.315, SLG: 0.385											5	1	2	3	0	1	2					
9 Gregg Zaun, S OBP: 0.377, SLG: 0.396											4	1	1	0	1	2	1					
Gabe Gross, L OBP: 0.366, SLG: 0.382											2	2	0	0	3	1	1					
Chris Woodward, R OBP: 0.273, SLG: 0.366											4	2	2	4	1	1	0					
Inning Stats	R: 2 E: 0 K: 0 S: 16	H: 3 LOB: 0 BB: 0 P: 26	R: 0 E: 0 K: 1 S: 9	H: 1 LOB: 1 BB: 0 P: 17	R: 0 E: 0 K: 2 S: 7	H: 0 LOB: 0 BB: 0 P: 9	R: 0 E: 0 K: 0 S: 4	H: 0 LOB: 1 BB: 0 P: 8	R: 3 E: 0 K: 1 S: 19	H: 3 LOB: 1 BB: 1 P: 31	R: 0 E: 0 K: 0 S: 18	H: 0 LOB: 3 BB: 3 P: 36	R: 4 E: 0 K: 2 S: 17	H: 4 LOB: 0 BB: 0 P: 27	R: 0 E: 0 K: 1 S: 8	H: 0 LOB: 0 BB: 0 P: 11	R: 5 E: 0 K: 2 S: 19	H: 3 LOB: 0 BB: 2 P: 35	1B: 11 2B: 3 3B: 0 HR: 2	SF: 0 SAC: 0 DP: 2 HBP: 1	WP: 0 PB: 0 SB: 0 CS: 1	PA: 46
PITCHER	IP WLS BF H R ER SO BB IBB HBP BLK WP HR S P ERA WHIP																					
Dave Borkowski, R ERA: 4.35	(1, 1) 4.2 L 21 7 5 5 4 1 0 1 0 0 0 0 50 84 9.64 1.714																					
John Parrish, L ERA: 3.79	(5, 1) 1.0 6 0 0 0 0 3 0 0 0 0 0 0 21 41 0.00 3.000																					
Todd Williams, R ERA: 4.85	(6, 1) 0.1 1 0 0 0 0 0 0 0 0 0 0 0 2 2 0.00 0.000																					
Buddy Groom, L ERA: 5.58	(7, 1) 1.0 7 4 4 4 2 0 0 0 0 0 1 17 27 36.00 4.000																					
Eddy Rodriguez, R ERA: 5.09	(8, 1) 2.0 11 3 5 5 3 2 0 0 1 0 1 27 46 22.50 2.500																					

Toronto Blue Jays @ Baltimore Orioles
Oriole Park at Camden Yards, Baltimore, MD

AB 39
R 14
H 14
RBI 13
BB 6
SO 9
LOB 13



WP: 0 PA: 46
PB: 0
SB: 0
CS: 1

Batter	1	2	3	4	5	6	7	8	9	AB	R	H	RBI	BB	SO	LOB	BOTTOM					
1 Brian Roberts, S OBP: 0.353, SLG: 0.378											4	0	2	0	0	1	1					
Luis Lopez, S OBP: 0.236, SLG: 0.292											1	0	0	0	0	0	0					
David Newhan, L OBP: 0.358, SLG: 0.509											4	1	2	2	0	0	2					
Darnell McDonald, R OBP: 0.292, SLG: 0.273											1	0	0	0	0	0	0					
6 Melvin Mora, R OBP: 0.430, SLG: 0.594										4	1	2	1	0	0	0	0					
10 Miguel Tejada, R OBP: 0.365, SLG: 0.532										4	0	0	0	0	1	1	0					
Rafael Palmeiro, L OBP: 0.356, SLG: 0.394										3	0	0	0	1	0	1	0					
Javy Lopez, R OBP: 0.368, SLG: 0.504										3	1	2	1	1	1	1	1					
B.J. Surhoff, L OBP: 0.373, SLG: 0.445										4	0	0	0	0	2	4	0					
31 Jay Gibbons, L OBP: 0.283, SLG: 0.326										3	0	0	0	1	1	1	0					
Karim Garcia, L OBP: 0.271, SLG: 0.390											3	1	2	0	0	0	1					
Val Majewski, L											1	0	0	0	0	0	0					
Inning Stats	R: 0 E: 0 K: 0 S: 8	H: 0 LOB: 0 BB: 0 P: 9	R: 0 E: 0 K: 0 S: 8	H: 1 LOB: 1 BB: 0 P: 10	R: 0 E: 0 K: 1 S: 9	H: 1 LOB: 1 BB: 1 P: 14	R: 0 E: 0 K: 1 S: 9	H: 0 LOB: 0 BB: 0 P: 12	R: 1 E: 0 K: 1 S: 16	H: 4 LOB: 2 BB: 0 P: 20	R: 0 E: 0 K: 1 S: 12	H: 1 LOB: 2 BB: 1 P: 20	R: 3 E: 0 K: 1 S: 17	H: 3 LOB: 0 BB: 0 P: 22	R: 0 E: 0 K: 2 S: 11	H: 0 LOB: 1 BB: 1 P: 21	R: 0 E: 0 K: 0 S: 8	H: 0 LOB: 0 BB: 0 P: 12	1B: 6 2B: 1 3B: 0 HR: 3	SF: 0 SAC: 0 DP: 1 HBP: 0	WP: 0 PB: 0 SB: 0 CS: 0	PA: 38
PITCHER	IP WLS BF H R ER SO BB IBB HBP BLK WP HR S P ERA WHIP																					
Josh Towers, R ERA: 4.3	(1, 1) 5.1 W 22 7 1 1 2 1 0 0 0 0 0 2 24 34 16.20 2.400																					
Kevin Frederick, R ERA: 7.2	(6, 1) 1.2 9 3 3 3 2 1 0 0 0 0 0 0 2 24 34 16.20 2.400																					
Vinnie Chulk, R ERA: 4.38	(8, 1) 1.0 4 0 0 0 2 1 0 0 0 0 0 0 11 21 0.00 1.000																					
Justin Speier, R ERA: 4.41	(9, 1) 1.0 3 0 0 0 0 0 0 0 0 0 0 0 8 12 0.00 0.000																					

Toronto Blue Jays @ Baltimore Orioles
Oriole Park at Camden Yards, Baltimore, MD

AB 35
R 4
H 10
RBI 4
BB 3
SO 6
LOB 12



WP: 0 PA: 38
PB: 0
SB: 0
CS: 0

Batter	1	2	3	4	5	6	7	8	9	AB	R	H	RBI	BB	SO	LOB	TOP				
3 Reed Johnson, R OBP: 0.329, SLG: 0.381	4-0 10 F9 HBP SF7 BB	2-0 1B 2B	0-2 F8		1-0 10 FC6-4 HBP		1-2 1B 2B		3-3 K2-3	4	3	2	2	1	1	1					
Orlando Hudson, S OBP: 0.353, SLG: 0.431	1-1 BB HBP	0-1 2H HR 1B	0-0 G4-3		1-0 F7		0-1 1B		1-1 F8	5	1	2	2	0	0	3					
10 Vernon Wells, R OBP: 0.340, SLG: 0.459	0-0 F9	3-1 F8		0-0 G6-3	2-0 FC6-4		0-1 F8			5	0	0	0	0	0	6					
Carlos Delgado, L OBP: 0.340, SLG: 0.474	3-1 SF7	1-2 HR		3-3 K		1-0 9 FC6-5 1B			0-0 G3-1	4	1	2	3	0	1	1					
Eric Hinske, L OBP: 0.320, SLG: 0.389	4-1 1-2 BB	1-0 F9		4-0 15 2B BB		1-1 9 FC6-5 1B			0-0 15 G4-3 2B	3	1	2	0	2	0	0					
15 Alex Rios, R OBP: 0.336, SLG: 0.408	1-3 K		1-0 9 2B 1B	2-1 1H 2B		3-2 L9			1-2 G4-3	5	1	2	1	0	1	5					
9 Gregg Zaun, S OBP: 0.378, SLG: 0.401 (8, PH)		0-1 1B 2B 1B	1-0 1B SF8 2B	0-1 F7		0-1 FC6-5			0-3 K	4	2	2	1	0	0	3					
Kevin Cash, R OBP: 0.249, SLG: 0.299 (8, 2)		2-1 3 2B 1B	0-2 1H SF8 2B			3-2 G3-1			1-2 G3	1	0	0	0	0	1	1					
Gabe Gross, L OBP: 0.378, SLG: 0.395 (8, PH)		1-2 3 2B 1B	2-3 1B			3-2 G3			1-2 P5	4	1	2	0	0	0	2					
Dave Berg, R OBP: 0.266, SLG: 0.350 (8, PH)		1-2 3 2B 1B	2-3 1B			3-2 G3			1-2 P5	1	0	0	0	0	0	1					
Chris Woodward, R OBP: 0.271, SLG: 0.364		2-3 K	1-0 SF8		1-1 3 HBP 1B				1-1 F7	4	0	1	1	0	1	2					
Inning Stats	R: 1 E: 0 K: 1 S: 8	H: 0 LOB: 2 BB: 2 P: 21	R: 5 E: 0 K: 1 S: 16	H: 5 LOB: 0 BB: 0 P: 27	R: 2 E: 0 K: 0 S: 10	H: 3 LOB: 1 BB: 0 P: 13	R: 1 E: 0 K: 1 S: 8	H: 1 LOB: 1 BB: 1 P: 17	R: 0 E: 0 K: 0 S: 5	H: 2 LOB: 2 BB: 0 P: 12	R: 0 E: 0 K: 0 S: 11	H: 2 LOB: 1 BB: 0 P: 15	R: 0 E: 0 K: 1 S: 11	H: 1 LOB: 1 BB: 0 P: 13	R: 0 E: 0 K: 1 S: 8	H: 0 LOB: 0 BB: 0 P: 13	1B: 9 2B: 5 3B: 0 HR: 1	SF: 2 SAC: 0 DP: 0 HBP: 2	WP: 0 PA: 47 PB: 0 SB: 1 CS: 0		
PITCHER	IP WLS BF H R ER SO BB IBB HBP BLK WP HR S P ERA WHIP	IP WLS BF H R ER SO BB IBB HBP BLK WP HR S P ERA WHIP	IP WLS BF H R ER SO BB IBB HBP BLK WP HR S P ERA WHIP	IP WLS BF H R ER SO BB IBB HBP BLK WP HR S P ERA WHIP	IP WLS BF H R ER SO BB IBB HBP BLK WP HR S P ERA WHIP	IP WLS BF H R ER SO BB IBB HBP BLK WP HR S P ERA WHIP	IP WLS BF H R ER SO BB IBB HBP BLK WP HR S P ERA WHIP	IP WLS BF H R ER SO BB IBB HBP BLK WP HR S P ERA WHIP	IP WLS BF H R ER SO BB IBB HBP BLK WP HR S P ERA WHIP	IP WLS BF H R ER SO BB IBB HBP BLK WP HR S P ERA WHIP	IP WLS BF H R ER SO BB IBB HBP BLK WP HR S P ERA WHIP	IP WLS BF H R ER SO BB IBB HBP BLK WP HR S P ERA WHIP	IP WLS BF H R ER SO BB IBB HBP BLK WP HR S P ERA WHIP	IP WLS BF H R ER SO BB IBB HBP BLK WP HR S P ERA WHIP	IP WLS BF H R ER SO BB IBB HBP BLK WP HR S P ERA WHIP	IP WLS BF H R ER SO BB IBB HBP BLK WP HR S P ERA WHIP	IP WLS BF H R ER SO BB IBB HBP BLK WP HR S P ERA WHIP	IP WLS BF H R ER SO BB IBB HBP BLK WP HR S P ERA WHIP			
40 Daniel Cabrera, R ERA: 4.67	2.1 L	18 8 8 8 2	2 0 0 0 0	2 0 0 0 0	0 0 0 0 0	0 0 0 0 0	0 0 0 0 0	0 0 0 0 0	0 0 0 0 0	0 0 0 0 0	0 0 0 0 0	0 0 0 0 0	0 0 0 0 0	0 0 0 0 0	0 0 0 0 0	0 0 0 0 0	0 0 0 0 0	0 0 0 0 0	0 0 0 0 0	30.86 4.286	1.125
Todd Williams, R ERA: 4.5	3.1	12 2 1 1 1	1 0 0 0 0	1 0 0 0 0	0 0 0 0 0	0 0 0 0 0	0 0 0 0 0	0 0 0 0 0	0 0 0 0 0	0 0 0 0 0	0 0 0 0 0	0 0 0 0 0	0 0 0 0 0	0 0 0 0 0	0 0 0 0 0	0 0 0 0 0	0 0 0 0 0	0 0 0 0 0	0 0 0 0 0	3.38 1.125	2.000
Buddy Groom, L ERA: 5.44	6.1	5 2 0 0 0	2 0 0 0 0	0 0 0 0 0	0 0 0 0 0	0 0 0 0 0	0 0 0 0 0	0 0 0 0 0	0 0 0 0 0	0 0 0 0 0	0 0 0 0 0	0 0 0 0 0	0 0 0 0 0	0 0 0 0 0	0 0 0 0 0	0 0 0 0 0	0 0 0 0 0	0 0 0 0 0	0 0 0 0 0	0.00 2.000	2.000
Jason Grimsley, R ERA: 3.97	7.1	5 2 1 1 0	2 1 1 0 0	0 0 0 0 0	0 0 0 0 0	0 0 0 0 0	0 0 0 0 0	0 0 0 0 0	0 0 0 0 0	0 0 0 0 0	0 0 0 0 0	0 0 0 0 0	0 0 0 0 0	0 0 0 0 0	0 0 0 0 0	0 0 0 0 0	0 0 0 0 0	0 0 0 0 0	0 0 0 0 0	9.00 2.000	2.000
B.J. Ryan, L ERA: 1.79	8.1	4 1 0 0 1	0 0 0 0 1	0 0 0 0 0	0 0 0 0 0	0 0 0 0 0	0 0 0 0 0	0 0 0 0 0	0 0 0 0 0	0 0 0 0 0	0 0 0 0 0	0 0 0 0 0	0 0 0 0 0	0 0 0 0 0	0 0 0 0 0	0 0 0 0 0	0 0 0 0 0	0 0 0 0 0	0 0 0 0 0	0.00 1.000	1.000
PITCHER	IP WLS BF H R ER SO BB IBB HBP BLK WP HR S P ERA WHIP	IP WLS BF H R ER SO BB IBB HBP BLK WP HR S P ERA WHIP	IP WLS BF H R ER SO BB IBB HBP BLK WP HR S P ERA WHIP	IP WLS BF H R ER SO BB IBB HBP BLK WP HR S P ERA WHIP	IP WLS BF H R ER SO BB IBB HBP BLK WP HR S P ERA WHIP	IP WLS BF H R ER SO BB IBB HBP BLK WP HR S P ERA WHIP	IP WLS BF H R ER SO BB IBB HBP BLK WP HR S P ERA WHIP	IP WLS BF H R ER SO BB IBB HBP BLK WP HR S P ERA WHIP	IP WLS BF H R ER SO BB IBB HBP BLK WP HR S P ERA WHIP	IP WLS BF H R ER SO BB IBB HBP BLK WP HR S P ERA WHIP	IP WLS BF H R ER SO BB IBB HBP BLK WP HR S P ERA WHIP	IP WLS BF H R ER SO BB IBB HBP BLK WP HR S P ERA WHIP	IP WLS BF H R ER SO BB IBB HBP BLK WP HR S P ERA WHIP	IP WLS BF H R ER SO BB IBB HBP BLK WP HR S P ERA WHIP	IP WLS BF H R ER SO BB IBB HBP BLK WP HR S P ERA WHIP	IP WLS BF H R ER SO BB IBB HBP BLK WP HR S P ERA WHIP	IP WLS BF H R ER SO BB IBB HBP BLK WP HR S P ERA WHIP	IP WLS BF H R ER SO BB IBB HBP BLK WP HR S P ERA WHIP	IP WLS BF H R ER SO BB IBB HBP BLK WP HR S P ERA WHIP		
1 Brian Roberts, S OBP: 0.354, SLG: 0.379	1-0 F8		0-2 1B		1-1 1B					4	0	2	0	0	1	0					
David Newhan, L OBP: 0.399, SLG: 0.509	0-1 WP 10 1B 1B		0-1 F8		3-2 1B		3-1 F7			4	0	2	1	0	0	1					
6 Melvin Mora, R OBP: 0.426, SLG: 0.588	0-1 P4		1-2 P4		1-2 K					4	0	0	0	0	1	4					
10 Miguel Tejada, R OBP: 0.365, SLG: 0.530	1-1 1B		1-1 G2-3		1-1 F8					4	0	1	0	0	0	2					
Rafael Palmeiro, L OBP: 0.355, SLG: 0.395	1-1 F9		0-3 K		1-0 1B 2B					4	1	1	0	0	1	2					
Javy Lopez, R OBP: 0.369, SLG: 0.504		3-3 K		1-2 G5-3		2-0 1B				4	1	2	1	0	1	0					
B.J. Surhoff, L OBP: 0.367, SLG: 0.437		2-2 F8			0-1 G3		2-2 G5-4-3			4	0	0	0	0	0	2					
Karim Garcia, L OBP: 0.271, SLG: 0.400		0-0 P3			0-1 HR		2-3 K			4	1	1	2	0	1	0					
Val Majewski, L OBP: 0.200, SLG: 0.200			0-1 G6-3		0-1 1B 1B					4	1	1	0	0	1	0					
Inning Stats	R: 0 E: 0 K: 0 S: 10	H: 2 LOB: 2 BB: 0 P: 12	R: 0 E: 0 K: 1 S: 11	H: 0 LOB: 0 BB: 0 P: 16	R: 0 E: 0 K: 0 S: 11	H: 1 LOB: 1 BB: 0 P: 12	R: 0 E: 0 K: 1 S: 8	H: 0 LOB: 0 BB: 0 P: 10	R: 2 E: 0 K: 1 S: 19	H: 4 LOB: 2 BB: 0 P: 25	R: 1 E: 0 K: 1 S: 8	H: 2 LOB: 0 BB: 0 P: 15	R: 0 E: 0 K: 1 S: 6	H: 0 LOB: 0 BB: 0 P: 11	R: 0 E: 0 K: 0 S: 6	H: 0 LOB: 0 BB: 0 P: 11	R: 1 E: 0 K: 1 S: 15	H: 1 LOB: 0 BB: 0 P: 21	1B: 8 2B: 1 3B: 0 HR: 1	SF: 0 SAC: 0 DP: 1 HBP: 0	WP: 1 PA: 36 PB: 0 SB: 0 CS: 0
PITCHER	IP WLS BF H R ER SO BB IBB HBP BLK WP HR S P ERA WHIP	IP WLS BF H R ER SO BB IBB HBP BLK WP HR S P ERA WHIP	IP WLS BF H R ER SO BB IBB HBP BLK WP HR S P ERA WHIP	IP WLS BF H R ER SO BB IBB HBP BLK WP HR S P ERA WHIP	IP WLS BF H R ER SO BB IBB HBP BLK WP HR S P ERA WHIP	IP WLS BF H R ER SO BB IBB HBP BLK WP HR S P ERA WHIP	IP WLS BF H R ER SO BB IBB HBP BLK WP HR S P ERA WHIP	IP WLS BF H R ER SO BB IBB HBP BLK WP HR S P ERA WHIP	IP WLS BF H R ER SO BB IBB HBP BLK WP HR S P ERA WHIP	IP WLS BF H R ER SO BB IBB HBP BLK WP HR S P ERA WHIP	IP WLS BF H R ER SO BB IBB HBP BLK WP HR S P ERA WHIP	IP WLS BF H R ER SO BB IBB HBP BLK WP HR S P ERA WHIP	IP WLS BF H R ER SO BB IBB HBP BLK WP HR S P ERA WHIP	IP WLS BF H R ER SO BB IBB HBP BLK WP HR S P ERA WHIP	IP WLS BF H R ER SO BB IBB HBP BLK WP HR S P ERA WHIP	IP WLS BF H R ER SO BB IBB HBP BLK WP HR S P ERA WHIP	IP WLS BF H R ER SO BB IBB HBP BLK WP HR S P ERA WHIP	IP WLS BF H R ER SO BB IBB HBP BLK WP HR S P ERA WHIP	IP WLS BF H R ER SO BB IBB HBP BLK WP HR S P ERA WHIP		
Dave Bush, R ERA: 3.69	6.0 W	26 6 0 0 0	3 0 0 0 1	4 0 0 0 0	1 0 0 0 0	1 0 0 0 0	1 0 0 0 0	1 0 0 0 0	1 0 0 0 0	1 0 0 0 0	1 0 0 0 0	1 0 0 0 0	1 0 0 0 0	1 0 0 0 0	1 0 0 0 0	1 0 0 0 0	1 0 0 0 0	1 0 0 0 0	1 0 0 0 0	4.50 1.500	1.500
Kerry Ligtenberg, R ERA: 5.7	7.1	6 0 0 0 1	0 0 0 0 1	0 0 0 0 0	0 0 0 0 0	0 0 0 0 0	0 0 0 0 0	0 0 0 0 0	0 0 0 0 0	0 0 0 0 0	0 0 0 0 0	0 0 0 0 0	0 0 0 0 0	0 0 0 0 0	0 0 0 0 0	0 0 0 0 0	0 0 0 0 0	0 0 0 0 0	0 0 0 0 0	0.00 0.000	0.000
54 Jason Frasor, R ERA: 2.98	9.1	4 1 1 1 1	1 1 1 1 1	0 0 0 0 0	0 0 0 0 0	0 0 0 0 0	0 0 0 0 0	0 0 0 0 0	0 0 0 0 0	0 0 0 0 0	0 0 0 0 0	0 0 0 0 0	0 0 0 0 0	0 0 0 0 0	0 0 0 0 0	0 0 0 0 0	0 0 0 0 0	0 0 0 0 0	0 0 0 0 0	9.00 1.000	1.000

Toronto Blue Jays @ Baltimore Orioles
 Oriole Park at Camden Yards, Baltimore, MD
 Sat Aug 21 2004, 4:35 PM EDT
 Att: 38,079 - Unknown - 83 F

livebaseballscorecards.com

AB 40
 R 10
 H 15
 RBI 10
 BB 3
 SO 5
 LOB 25



Toronto Blue Jays @ Baltimore Orioles
 Oriole Park at Camden Yards, Baltimore, MD
 Sat Aug 21 2004, 4:35 PM EDT
 Att: 38,079 - Unknown - 83 F

livebaseballscorecards.com

AB 36
 R 4
 H 10
 RBI 4
 BB 0
 SO 6
 LOB 11



Batter	1	2	3	4	5	6	7	8	9	AB	R	H	RBI	BB	SO	LOB	TOP										
3 Reed Johnson, R OBP: 0.332, SLG: 0.385	1-3 K		2-2 10 HR	2-2 HBP G1-2-3		4-1 10 CS BB	3-3 K			4	1	2	0	1	2	3											
Orlando Hudson, S OBP: 0.349, SLG: 0.425	1-1 G4-3		0-1 L5	1-2 G1-3		3-1 F7		2-3 K		5	0	0	0	0	1	4											
10 Vernon Wells, R OBP: 0.343, SLG: 0.467	1-3 K		2-2 HR	4-0 HBP IBB		1-1 1-2 1B		1-3 K		4	1	2	2	1	2	0											
Carlos Delgado, L OBP: 0.346, SLG: 0.476		0-1 15 1B HR	4-2 G3-1 15 BB 1B	1-1 HBP		2-1 G3-4-3		1-2 1B		3	2	2	1	1	0	1											
15 Alex Rios, R OBP: 0.337, SLG: 0.406		1-0 HR 1B	4-0 G3-1 1B BB	1-2 G1-2-3			3-3 K	2-3 K		4	2	1	0	1	2	4											
Eric Hinske, L OBP: 0.319, SLG: 0.393		3-2 HR	3-2 G3-1		2-0 F9		3-1 G3-1		1-2 G1-3	5	1	1	3	0	0	2											
Chris Woodward, R OBP: 0.275, SLG: 0.365		3-2 F8	0-1 1B		2-0 G5-3		0-0 HBP BB 1B		0-1 G4-3	5	0	2	2	0	0	0											
Dave Berg, R OBP: 0.289, SLG: 0.354		2-2 G3	2-1 G4-3		1-1 2B		4-1 HBP BB		2-1 P4	4	0	1	0	1	0	1											
Kevin Cash, R OBP: 0.254, SLG: 0.300		2-2 P4		2-1 3 2B HBP 1B		3-2 K		1-2 HBP		3	1	1	0	0	1	1											
Inning Stats	R: 0 E: 0 K: 2 S: 8	H: 0 LOB: 0 BB: 0 P: 11	R: 3 E: 0 K: 0 S: 18	H: 3 LOB: 0 BB: 20	R: 4 E: 0 K: 0 S: 19	H: 3 LOB: 2 BB: 2 P: 36	R: 1 E: 0 K: 1 S: 12	H: 2 LOB: 1 BB: 1 P: 25	R: 0 E: 0 K: 0 S: 7	H: 1 LOB: 1 BB: 0 P: 15	R: 0 E: 0 K: 0 S: 7	H: 1 LOB: 1 BB: 1 P: 17	R: 0 E: 0 K: 2 S: 12	H: 1 LOB: 3 BB: 1 P: 26	R: 0 E: 0 K: 3 S: 18	H: 1 LOB: 1 BB: 0 P: 24	R: 0 E: 0 K: 0 S: 7	H: 0 LOB: 0 BB: 0 P: 10	1B: 8 2B: 2 3B: 0 HR: 2	SF: 0 SAC: 0 DP: 1 HBP: 2	WP: 0 PB: 0 SB: 0 CS: 1	PA: 44					
PITCHER	IP	WLS	BF	H	R	ER	SO	BB	IBB	HBP	BLK	WP	HR	S	P	ERA	WHIP										
45 Erik Bedard, L ERA: 4.76	2.2	L	16	6	7	7	2	2	0	0	0	0	2	43	72	23.62	3.000										
Eddy Rodriguez, R ERA: 5.01	3.1		11	3	1	1	1	0	1	1	0	0	0	21	44	3.86	1.286										
John Parrish, L ERA: 3.68	6.1		8	2	0	0	1	2	0	0	0	0	0	14	34	0.00	2.400										
Dave Borkowski, R ERA: 4.24	7.1		6	1	0	0	4	0	0	1	0	0	0	23	33	0.00	0.750										
Todd Williams, R ERA: 4.32	9.1		3	0	0	0	0	0	0	0	0	0	0	7	10	0.00	0.000										

Toronto Blue Jays @ Baltimore Orioles
 Oriole Park at Camden Yards, Baltimore, MD
 Sun Aug 22 2004, 1:35 PM EDT
 Att: 44,482 - Sunny - 80 F

AB 37
 R 8
 H 12
 RBI 8
 BB 5
 SO 8
 LOB 16





Batter	1	2	3	4	5	6	7	8	9	AB	R	H	RBI	BB	SO	LOB	BOTTOM										
1 Brian Roberts, S OBP: 0.354, SLG: 0.380	1-3 K	0-0 F9		2-2 1B		0-0 BB 1B		0-2 F9		5	0	2	0	0	1	2											
David Newhan, L OBP: 0.403, SLG: 0.513	0-2 G5-3 10 2B		1-3 K	0-0 G4-3		4-1 BB 1B		1-2 BB 1B	1-2 10 2B	4	2	2	0	1	1	1											
6 Melvin Mora, R OBP: 0.428, SLG: 0.591	2-1 G5-3		1-2 10 HR 1B		0-1 10 2B F9-2 1B	1-1 P6		3-2 BB 2B	1-3 10 2B 2B	5	2	3	0	0	0	4											
10 Miguel Tejada, R OBP: 0.369, SLG: 0.545	3-2 2B		1-1 HR		3-2 F9-2 2B		0-1 G6-3		0-1 BB 2B	5	1	4	5	0	0	0											
Javy Lopez, R OBP: 0.369, SLG: 0.505	0-0 G6-3		2-1 2B		2-0 F9-2		0-0 1B		3-3 K	5	0	2	0	0	1	4											
Rafael Palmeiro, L OBP: 0.352, SLG: 0.391		1-0 F8	3-1 P6		2-0 G4-3		1-3 K		2-2 F9	5	0	0	0	0	1	4											
B.J. Surhoff, L OBP: 0.372, SLG: 0.433		4-1 G4-3 BB	1-0 G4-3		4-1 31 FC6-4 BB		0-0 F9		4-0 BB	2	0	0	0	3	0	2											
Karim Garcia, L OBP: 0.269, SLG: 0.394		0-0 G4-3		2-2 F7		2-1 F7		0-0 F7	4-1 BB	4	0	0	0	1	0	2											
Darnell McDonald, R OBP: 0.292, SLG: 0.273		1-2 BB							1-2 BB	0	0	0	0	0	0	0											
31 Jay Gibbons, L OBP: 0.281, SLG: 0.320		4-0 BB		1-1 F7		2-1 FC6-4 1B		1-0 F8	1-1 L9	4	0	0	0	1	0	4											
Inning Stats	R: 1 E: 0 K: 1 S: 18	H: 2 LOB: 1 BB: 0 P: 24	R: 0 E: 0 K: 0 S: 4	H: 0 LOB: 2 BB: 2 P: 13	R: 2 E: 0 K: 1 S: 13	H: 3 LOB: 1 BB: 0 P: 22	R: 0 E: 0 K: 0 S: 9	H: 1 LOB: 1 BB: 0 P: 14	R: 0 E: 0 K: 0 S: 7	H: 2 LOB: 1 BB: 0 P: 14	R: 0 E: 0 K: 0 S: 9	H: 1 LOB: 3 BB: 2 P: 22	R: 0 E: 0 K: 1 S: 7	H: 1 LOB: 1 BB: 0 P: 8	R: 0 E: 0 K: 0 S: 5	H: 0 LOB: 0 BB: 0 P: 6	R: 2 E: 0 K: 1 S: 20	H: 3 LOB: 3 BB: 2 P: 38	1B: 6 2B: 7 3B: 0 HR: 1	SF: 0 SAC: 0 DP: 1 HBP: 0	WP: 0 PB: 0 SB: 0 CS: 0	PA: 45					
PITCHER	IP	WLS	BF	H	R	ER	SO	BB	IBB	HBP	BLK	WP	HR	S	P	ERA	WHIP										
Justin Miller, R ERA: 4.76	5.0	W	24	8	3	3	2	2	0	0	0	0	0	7	19	0.00	4.500										
Kevin Frederick, R ERA: 6.89	6.1		5	1	0	0	0	2	0	0	0	0	0	9	11	0.00	0.750										
Justin Speier, R ERA: 4.3	6.1	H	5	1	0	0	1	0	0	0	0	0	0	9	11	0.00	0.750										
Vinnie Chulk, R ERA: 4.69	8.1		7	3	2	2	1	0	0	0	0	0	0	18	26	13.50	2.250										
54 Jason Frasor, R ERA: 2.95	9.1	S	4	0	0	0	0	2	0	0	0	0	0	7	18	0.00	3.000										

Toronto Blue Jays @ Baltimore Orioles
 Oriole Park at Camden Yards, Baltimore, MD
 Sun Aug 22 2004, 1:35 PM EDT
 Att: 44,482 - Sunny - 80 F

AB 39
 R 5
 H 13
 RBI 5
 BB 6
 SO 4
 LOB 23



Batter	1	2	3	4	5	6	7	8	9	AB	R	H	RBI	BB	SO	LOB	TOP		
18 Johnny Damon, L OBP: 0.380, SLG: 0.464	P3		FC5-4 BB		F8			K		3	0	0	0	1	1	1	Boston Red Sox @ Toronto Blue Jays SkyDome, Toronto, ON Mon Aug 23 2004, 7:05 PM EDT Att: 27,145 - Cloudy - 73 F		
Orlando Cabrera, R OBP: 0.297, SLG: 0.351	F8		FC5-4		F8			1B		4	0	2	0	0	0	1			
Manny Ramirez, R OBP: 0.406, SLG: 0.620	F8			G5-3				K		4	0	0	0	0	2	2			
34 David Ortiz, L OBP: 0.375, SLG: 0.602	K							K		3	0	0	0	1	2	1			
Kevin Millar, R OBP: 0.383, SLG: 0.466		K								3	0	0	0	0	2	1			
Doug Mirabeli, R OBP: 0.347, SLG: 0.532		K								4	0	0	0	0	2	2			
Bill Mueller, S OBP: 0.355, SLG: 0.446		K			G5-3					3	0	0	0	0	1	1			
Gabe Kapler, R OBP: 0.307, SLG: 0.408			K		P4			P4		3	0	0	0	0	1	1			
Mark Bellhorn, S OBP: 0.373, SLG: 0.434			K					K		3	0	1	0	0	2	0			
Inning Stats	R: 0 H: 1 E: 0 K: 1 S: 10	H: 1 LOB: 1 BB: 0 P: 15	R: 0 H: 0 E: 0 K: 3 S: 9	H: 0 LOB: 0 BB: 0 P: 12	R: 0 H: 0 E: 0 K: 2 S: 10	H: 0 LOB: 1 BB: 1 P: 17	R: 0 H: 0 E: 0 K: 2 S: 10	H: 0 LOB: 0 BB: 0 P: 15	R: 0 H: 1 E: 0 K: 3 S: 12	H: 1 LOB: 1 BB: 0 P: 18	R: 0 H: 0 E: 0 K: 0 S: 6	H: 0 LOB: 0 BB: 0 P: 9	1B: 1 2B: 1 3B: 1 HR: 0	SF: 0 SAC: 0 DP: 0 HBP: 1	WP: 0 PB: 0 SB: 0 CS: 0	PA: 33			
PITCHER	IP	WLS	BF	H	R	ER	SO	BB	IBB	HBP	BLK	WP	HR	S	P	ERA	WHIP		
Ted Lilly, L ERA: 3.66	(1, 1)	9.0	W	33	3	0	0	13	2	0	1	0	0	80	126	0.00	0.556		
Ted Lilly, L ERA: 3.66	(9, 1)	9.0	W	33	3	0	0	13	2	0	1	0	0	80	126	0.00	0.556		

Batter	1	2	3	4	5	6	7	8	9	AB	R	H	RBI	BB	SO	LOB	BOTTOM		
3 Reed Johnson, R OBP: 0.331, SLG: 0.390	HR	K		F9			K			4	1	1	1	0	2	2	Boston Red Sox @ Toronto Blue Jays SkyDome, Toronto, ON Mon Aug 23 2004, 7:05 PM EDT Att: 27,145 - Cloudy - 73 F		
Orlando Hudson, S OBP: 0.350, SLG: 0.430	10 SF9		1B		F8			K		3	2	1	0	1	1	0			
10 Vernon Wells, R OBP: 0.340, SLG: 0.463	SF9		P4		P6			G6-3		3	0	0	1	0	0	1			
Ted Lilly, L ERA: 3.66										0	0	0	0	0	0	0			
Carlos Delgado, L OBP: 0.345, SLG: 0.473	G6-3		15 G5-3		G6-3			F9		4	0	1	0	0	0	0			
Eric Hinske, L OBP: 0.319, SLG: 0.393	K		15 G5-3		K					3	0	1	1	0	2	0			
15 Alex Rios, R OBP: 0.337, SLG: 0.403			9 FC4-6		G5-3			F7		2	0	0	0	1	0	2			
9 Gregg Zaun, S OBP: 0.375, SLG: 0.397		FC4-6			K			K		3	0	0	0	0	2	3			
Gabe Gross, L OBP: 0.354, SLG: 0.366		K			K			K		3	0	0	0	0	3	1			
Chris Woodward, R OBP: 0.276, SLG: 0.361					K			P5		2	0	0	0	1	1	0			
Inning Stats	R: 2 H: 2 E: 0 K: 1 S: 12	H: 2 LOB: 0 BB: 0 P: 16	R: 0 H: 0 E: 0 K: 2 S: 10	H: 0 LOB: 2 BB: 2 P: 23	R: 1 H: 2 E: 0 K: 1 S: 20	H: 2 LOB: 1 BB: 1 P: 31	R: 0 H: 0 E: 0 K: 2 S: 10	H: 0 LOB: 0 BB: 0 P: 12	R: 0 H: 0 E: 0 K: 2 S: 10	H: 0 LOB: 0 BB: 0 P: 13	R: 0 H: 0 E: 0 K: 2 S: 10	H: 0 LOB: 0 BB: 0 P: 16	R: 0 H: 0 E: 0 K: 1 S: 7	H: 0 LOB: 0 BB: 0 P: 8	1B: 2 2B: 0 3B: 1 HR: 1	SF: 1 SAC: 0 DP: 0 HBP: 0		WP: 0 PB: 0 SB: 0 CS: 0	PA: 31
PITCHER	IP	WLS	BF	H	R	ER	SO	BB	IBB	HBP	BLK	WP	HR	S	P	ERA	WHIP		
Pedro Martinez, R ERA: 3.78	(1, 1)	7.0	L	28	4	3	3	10	3	0	0	0	0	77	117	3.86	1.000		
Curt Leskanic, R ERA: 5.61	(8, 1)	0.2		2	0	0	0	1	0	0	0	0	0	5	6	0.00	0.000		
Alan Embree, L ERA: 4.57	(8, 1)	0.1		1	0	0	0	0	0	0	0	0	0	2	2	0.00	0.000		

Batter	1	2	3	4	5	6	7	8	9	AB	R	H	RBI	BB	SO	LOB	TOP				
18 Johnny Damon, L (1, 8) OBP: 0.382, SLG: 0.463	4-2 1B BB		2-1 G4-3		0-0 WP 1B	4-2 E S BB		1 SAFE 2-3 K		3	1	1	0	2	1	1					
Dave Roberts, L (1, 9) OBP: 0.344, SLG: 0.360	0-0 B2		4-2 F7-3 BB		3-3 K	4-1 FC6-4 BB		0-0 B1-3		3	0	0	0	2	1	3					
Manny Ramirez, R (1, 7) OBP: 0.406, SLG: 0.618	1 SAFE 1-0 1B		0-1 F7-3		2-1 G6-5-3 1B	1-0 FC6-4 1-2		1-2 F7		5	0	2	2	0	0	3					
34 David Ortiz, L (1, 10) OBP: 0.371, SLG: 0.596	3-2 F7			0-0 G3	0-1 G6-5-3 1-2			2-3 K		5	0	0	0	0	2	3					
Kevin Millar, R (1, 3) OBP: 0.382, SLG: 0.463 Doug Mientkiewicz, L (7, PR) OBP: 0.330, SLG: 0.361	2-3 K			3-2 G6-3		1-2 G6-3		4-2 G1-6-3 BB		3	0	0	0	1	1	2					
Orlando Cabrera, R (1, 6) OBP: 0.298, SLG: 0.355		2-0 G5-3		1-1 1B		1-2 HR 2B		0-0 G1-6-3 1-2		4	1	2	0	0	0	1					
Bill Mueller, S (1, 5) OBP: 0.357, SLG: 0.445		3-2 G3		1 SAFE 1-0 1B		4-1 HR BB		0-1 G4-3		3	1	1	0	1	0	0					
Doug Mirabeli, R (1, 2) OBP: 0.352, SLG: 0.558		0-0 1B		2-1 F7		2-1 1-H 2-H HR		0-1 G5-3		4	1	2	3	0	0	2					
Mark Bellhorn, S (1, 4) OBP: 0.374, SLG: 0.432		0-1 F8			4-2 WP 1B BB			4-2 F9		2	1	0	0	2	0	1					
Inning Stats	R: 0 E: 0 K: 1 S: 11	H: 1 LOB: 2 BB: 1 P: 21	R: 0 E: 0 K: 0 S: 8	H: 1 LOB: 1 BB: 0 P: 13	R: 0 E: 0 K: 0 S: 6	H: 0 LOB: 0 BB: 1 P: 12	R: 0 E: 0 K: 0 S: 13	H: 2 LOB: 2 BB: 0 P: 20	R: 2 E: 0 K: 1 S: 10	H: 2 LOB: 1 BB: 1 P: 19	R: 3 E: 0 K: 0 S: 16	H: 2 LOB: 2 BB: 3 P: 32	R: 0 E: 0 K: 1 S: 9	H: 0 LOB: 1 BB: 1 P: 15	R: 0 E: 0 K: 1 S: 7	H: 0 LOB: 0 BB: 0 P: 10	1B: 6 2B: 2 3B: 0 HR: 1	SF: 0 SAC: 0 DP: 3 HBP: 0	WP: 1 PB: 0 SB: 1 CS: 0	PA: 40	
PITCHER	IP WLS BF H R ER SO	IP WLS BF H R ER SO	IP WLS BF H R ER SO	IP WLS BF H R ER SO	IP WLS BF H R ER SO	IP WLS BF H R ER SO	IP WLS BF H R ER SO	IP WLS BF H R ER SO	IP WLS BF H R ER SO	IP WLS BF H R ER SO	IP WLS BF H R ER SO	IP WLS BF H R ER SO	IP WLS BF H R ER SO	IP WLS BF H R ER SO	IP WLS BF H R ER SO	IP WLS BF H R ER SO	ERA WHIP	ERA WHIP			
Miguel Batista, R (1, 1) ERA: 4.54	5.1 L 26	8 5 5 2	4 0 0 0	2 0 0 0	0 0 0 0	1 1 57 102	8.44 2.250														
Kevin Frederick, R (6, 1) ERA: 6.61	0.2	4 0 0 0	0 0 0 0	2 0 0 0	0 0 0 0	0 0 7 15	0.00 3.000														
Justin Speier, R (7, 1) ERA: 4.22	1.0	3 0 0 0	0 0 0 1	1 0 0 0	0 0 0 0	0 0 6 13	0.00 1.000														
Kerry Ligtenberg, R (8, 1) ERA: 5.59	1.0	4 0 0 0	0 0 0 1	1 0 0 0	0 0 0 0	0 0 9 15	0.00 1.000														
Vinnie Chulk, R (9, 1) ERA: 4.57	1.0	3 0 0 0	0 0 0 1	0 0 0 0	0 0 0 0	0 0 7 10	0.00 0.000														

Boston Red Sox @ Toronto Blue Jays
SkyDome, Toronto, ON
Tue Aug 24 2004, 7:05 PM EDT
Att: 22,217 - Cloudy - 68 F

AB 32
R 5
H 8
RBI 5
BB 8
SO 5
LOB 16



Batter	1	2	3	4	5	6	7	8	9	AB	R	H	RBI	BB	SO	LOB	BOTTOM				
3 Reed Johnson, R (1, 8) OBP: 0.328, SLG: 0.386	1-1 G5-3		1-3 K2-3	1-1 P6		1-3 K		0-1 G5-3		5	0	0	0	0	2	5					
Orlando Hudson, S (1, 4) OBP: 0.348, SLG: 0.435	1-2 G4-3		2-2 HR		2-1 F7	1-3 K		3-2 G1-3		5	1	1	1	0	1	3					
15 Alex Rios, R (1, 9) OBP: 0.338, SLG: 0.407	2-2 F9		1-0 CS 1B		3-1 G4-3 2B	1-2 FC6-4 1-2		3-2 P3		5	0	2	0	0	0	3					
Carlos Delgado, L (1, 3) OBP: 0.343, SLG: 0.467		4-2 1B 9 WP BB	1 SAFE 0-3 K		0-0 G4-3		2-3 K		0-0 F9		4	1	0	0	1	2					
Frank Menechino, R (1, 10) OBP: 0.383, SLG: 0.469		1-1 9 WP 1B	1-0 CS	0-1 1B 3B	1-0 HBP		1-1 9 1B 2B		4-2 BB		3	2	3	0	1	0					
Eric Hinske, L (1, 5) OBP: 0.320, SLG: 0.393		1-2 9 WP 1B		2-2 1B 3H	0-1 P5		0-0 F7		1-3 K		5	0	2	1	0	1					
9 Gregg Zaun, S (1, 2) OBP: 0.379, SLG: 0.490		2-3 K		3-1 E 1B		4-2 HBP 1B BB		3-2 1B		3	0	2	1	1	1	2					
Gabe Gross, L (1, 7) OBP: 0.346, SLG: 0.356		1-2 2-3 3-H K		0-2 F7		1-0 HBP 1B		2-2 F9		4	0	1	0	0	1	4					
Chris Gomez, R (1, 6) OBP: 0.342, SLG: 0.344		0-0 P3		1-1 E1 1B		1-1 15 FC6-4 HBP		3-2 P3		3	0	1	0	0	0	2					
Inning Stats	R: 0 E: 0 K: 0 S: 11	H: 0 LOB: 0 BB: 0 P: 15	R: 1 E: 0 K: 2 S: 16	H: 2 LOB: 2 BB: 1 P: 27	R: 1 E: 0 K: 2 S: 12	H: 2 LOB: 0 BB: 0 P: 16	R: 1 E: 1 K: 0 S: 14	H: 4 LOB: 2 BB: 0 P: 21	R: 0 E: 0 K: 2 S: 14	H: 1 LOB: 1 BB: 1 P: 23	R: 1 E: 0 K: 1 S: 12	H: 2 LOB: 1 BB: 0 P: 20	R: 0 E: 0 K: 0 S: 12	H: 0 LOB: 0 BB: 0 P: 18	R: 0 E: 0 K: 1 S: 13	H: 0 LOB: 1 BB: 1 P: 21	1B: 8 2B: 2 3B: 1 HR: 1	SF: 0 SAC: 0 DP: 0 HBP: 2	WP: 1 PB: 0 SB: 0 CS: 1	PA: 43	
PITCHER	IP WLS BF H R ER SO	IP WLS BF H R ER SO	IP WLS BF H R ER SO	IP WLS BF H R ER SO	IP WLS BF H R ER SO	IP WLS BF H R ER SO	IP WLS BF H R ER SO	IP WLS BF H R ER SO	IP WLS BF H R ER SO	IP WLS BF H R ER SO	IP WLS BF H R ER SO	IP WLS BF H R ER SO	IP WLS BF H R ER SO	IP WLS BF H R ER SO	IP WLS BF H R ER SO	IP WLS BF H R ER SO	ERA WHIP	ERA WHIP			
49 Tim Wakefield, R (1, 1) ERA: 4.56	5.0 W 27	10 3 4 3	2 0 0 0	2 0 0 0	0 0 0 0	1 1 64 102	5.40 2.400														
50 Mike Timlin, R (6, 1) ERA: 4.35	2.0 H	8 2 1 1	3 0 0 0	3 0 0 0	0 0 0 0	0 0 22 33	4.50 1.000														
Ramiro Mendoza, R (8, 1) ERA: 2.12	0.2 H	2 0 0 0	0 0 0 0	0 0 0 0	0 0 0 0	0 0 7 10	0.00 0.000														
Keith Foulke, R (8, 1) ERA: 1.87	1.1 S	5 0 0 0	1 0 0 1	1 0 0 0	0 0 0 0	0 0 18 29	0.00 0.750														

Boston Red Sox @ Toronto Blue Jays
SkyDome, Toronto, ON
Tue Aug 24 2004, 7:05 PM EDT
Att: 22,217 - Cloudy - 68 F

AB 37
R 4
H 12
RBI 3
BB 3
SO 8
LOB 25



Batter	1	2	3	4	5	6	7	8	9	AB	R	H	RBI	BB	SO	LOB	TOP								
Bernie Williams, S OBP: 0.352, SLG: 0.420 (1, 8)										3	0	0	1	1	1	4	New York Yankees @ Toronto Blue Jays SkyDome, Toronto, ON Thu Aug 26 2004, 7:05 PM EDT Att: 35,682 - Overcast - 75 F								
2 Derek Jeter, R OBP: 0.331, SLG: 0.435 (1, 6)										4	1	1	1	1	0	1									
Gary Sheffield, R OBP: 0.409, SLG: 0.556 (1, 10)										2	1	1	0	2	0	0									
13 Alex Rodriguez, R OBP: 0.364, SLG: 0.507 (1, 5)										5	1	1	2	0	1	5									
55 Hideki Matsui, L OBP: 0.387, SLG: 0.513 (1, 7)										5	0	1	1	0	2	1									
20 Jorge Posada, S OBP: 0.405, SLG: 0.486 (1, 2)										4	2	1	0	0	1	1									
John Olerud, L OBP: 0.358, SLG: 0.368 (1, 3)										5	1	2	0	0	2										
Miguel Cairo, R OBP: 0.320, SLG: 0.411 (8, PH)										3	1	1	0	0	1	2									
Ruben Sierra, S OBP: 0.307, SLG: 0.481 (8, PH)										1	0	0	0	0	0	1									
Enrique Wilson, S OBP: 0.265, SLG: 0.350 (8, 4)										0	0	0	0	0	0	0									
Kenny Lofton, L OBP: 0.341, SLG: 0.411 (1, 9)										4	0	3	2	0	0	0									
Inning Stats	R: 0 E: 0 K: 1 S: 5	H: 0 LOB: 1 BB: 0 P: 9	R: 0 E: 0 K: 0 S: 5	H: 0 LOB: 0 BB: 0 P: 9	R: 0 E: 0 K: 1 S: 13	H: 0 LOB: 1 BB: 1 P: 21	R: 0 E: 0 K: 1 S: 7	H: 0 LOB: 0 BB: 0 P: 15	R: 3 E: 1 K: 0 S: 17	H: 4 LOB: 2 BB: 1 P: 27	R: 1 E: 0 K: 1 S: 16	H: 3 LOB: 2 BB: 0 P: 23	R: 0 E: 0 K: 1 S: 11	H: 0 LOB: 1 BB: 1 P: 21	R: 0 E: 0 K: 0 S: 17	H: 1 LOB: 2 BB: 0 P: 23	R: 3 E: 0 K: 1 S: 17	H: 3 LOB: 0 BB: 1 P: 26	1B: 10 2B: 1 3B: 0 HR: 0	SF: 1 SAC: 0 DP: 2 HBP: 2	WP: 0 PB: 0 SB: 1 CS: 0	PA: 43			
PITCHER	IP	WLS	BF	H	R	ER	SO	BB	IBB	HBP	BLK	WP	HR	S	P	ERA	WHIP								
Dave Bush, R ERA: 3.79	5.2		27	7	4	3	4	2	0	1	0	0	0	62	103	4.76	1.588								
Vinnie Chulk, R ERA: 4.43	1.1	5	0	0	0	1	1	0	0	0	0	0	0	12	22	0.00	0.750								
Justin Speier, R ERA: 4.14	1.0	5	1	0	0	0	0	0	0	1	0	0	0	17	23	0.00	1.000								
54 Jason Frasor, R ERA: 3.38	1.0	L	6	3	3	3	1	1	0	0	1	0	0	17	26	27.00	4.000								

Batter	1	2	3	4	5	6	7	8	9	AB	R	H	RBI	BB	SO	LOB	BOTTOM								
3 Reed Johnson, R OBP: 0.326, SLG: 0.383 (1, 8)										4	1	1	0	0	0	1	New York Yankees @ Toronto Blue Jays SkyDome, Toronto, ON Thu Aug 26 2004, 7:05 PM EDT Att: 35,682 - Overcast - 75 F								
Orlando Hudson, S OBP: 0.348, SLG: 0.441 (1, 4)										4	2	2	2	0	0	1									
15 Alex Rios, R OBP: 0.340, SLG: 0.414 (1, 9)										4	0	1	0	0	1	1									
Carlos Delgado, L OBP: 0.344, SLG: 0.472 (1, 3)										3	1	1	2	1	0	0									
Eric Hinske, L OBP: 0.318, SLG: 0.388 (1, 10)										3	0	0	0	1	1	2									
Frank Menechino, R OBP: 0.375, SLG: 0.457 (1, 5)										4	0	0	0	0	2	3									
9 Gregg Zaun, S OBP: 0.379, SLG: 0.399 (1, 2)										4	0	0	0	0	2										
Gabe Gross, L OBP: 0.305, SLG: 0.308 (1, 7)										4	0	0	0	0	2	0									
Chris Woodward, R OBP: 0.276, SLG: 0.360 (1, 6)										3	0	1	0	0	1	0									
Inning Stats	R: 2 E: 0 K: 1 S: 14	H: 2 LOB: 1 BB: 1 P: 23	R: 0 E: 0 K: 1 S: 8	H: 0 LOB: 0 BB: 0 P: 12	R: 2 E: 0 K: 1 S: 15	H: 3 LOB: 2 BB: 1 P: 23	R: 0 E: 0 K: 0 S: 4	H: 0 LOB: 0 BB: 0 P: 6	R: 0 E: 0 K: 0 S: 6	H: 0 LOB: 0 BB: 0 P: 8	R: 0 E: 0 K: 0 S: 5	H: 0 LOB: 0 BB: 0 P: 6	R: 0 E: 0 K: 1 S: 8	H: 1 LOB: 1 BB: 0 P: 13	R: 0 E: 0 K: 1 S: 5	H: 0 LOB: 0 BB: 0 P: 10		R: 0 E: 0 K: 2 S: 10	H: 0 LOB: 0 BB: 0 P: 12	1B: 3 2B: 1 3B: 0 HR: 2	SF: 0 SAC: 0 DP: 0 HBP: 0	WP: 0 PB: 0 SB: 0 CS: 0	PA: 35		
PITCHER	IP	WLS	BF	H	R	ER	SO	BB	IBB	HBP	BLK	WP	HR	S	P	ERA	WHIP								
Jon Lieber, R ERA: 4.69	7.1		30	6	4	4	4	2	0	0	0	0	0	61	94	4.91	1.091								
C.J. Nitkowski, L ERA: 4.5	0.2	W	2	0	0	0	1	0	0	0	0	0	0	4	7	0.00	0.000								
42 Mariano Rivera, R ERA: 1.37	1.0	S	3	0	0	0	2	0	0	0	0	0	0	10	12	0.00	0.000								

Batter	1	2	3	4	5	6	7	8	9	AB	R	H	RBI	BB	SO	LOB	TOP					
Bernie Williams, S (1, 8) OBP: 0.353, SLG: 0.423	F9		F8		L9	CS BB		K	2B	5	1	1	0	1	1	1	New York Yankees @ Toronto Blue Jays SkyDome, Toronto, ON Sat Aug 28 2004, 4:05 PM EDT Att: 43,541 - Dome - 68 F					
2 Derek Jeter, R (1, 6) OBP: 0.335, SLG: 0.440	P3			13 HBP 20 BB		CS		F9	2B	4	2	1	0	2	1	1						
Gary Sheffield, R (1, 9) OBP: 0.408, SLG: 0.561 Kenny Lofton, L (9, 9) OBP: 0.344, SLG: 0.410	F7									6	2	3	3	0	2	2						
13 Alex Rodriguez, R (1, 5) OBP: 0.368, SLG: 0.514		20 F8 2B								0	0	0	0	0	0	0						
20 Jorge Posada, S (1, 2) OBP: 0.409, SLG: 0.486 John Flaherty, R (9, 2) OBP: 0.264, SLG: 0.410	F8									5	3	3	1	0	1	0						
55 Hideki Matsui, L (1, 7) OBP: 0.392, SLG: 0.520	K									4	3	3	2	2	0	1						
Ruben Sierra, S (1, 10) OBP: 0.311, SLG: 0.490	P2									4	2	2	2	2	1	2						
Tony Clark, S (1, 3) OBP: 0.316, SLG: 0.493										6	2	2	5	0	1	4						
Miguel Cairo, R (1, 4) OBP: 0.315, SLG: 0.402										5	0	1	0	0	3	0						
Inning Stats	R: 0 E: 0 K: 0 S: 5	H: 0 LOB: 0 BB: 0 P: 8	R: 0 E: 0 K: 1 S: 9	H: 1 LOB: 1 BB: 0 P: 13	R: 0 E: 0 K: 2 S: 11	H: 0 LOB: 0 BB: 0 P: 13	R: 3 E: 0 K: 2 S: 16	H: 2 LOB: 1 BB: 1 P: 28	R: 0 E: 0 K: 1 S: 12	H: 0 LOB: 1 BB: 1 P: 20	R: 4 E: 0 K: 2 S: 18	H: 2 LOB: 0 BB: 3 P: 38	R: 1 E: 0 K: 1 S: 10	H: 2 LOB: 1 BB: 0 P: 16	R: 1 E: 0 K: 1 S: 11	H: 2 LOB: 2 BB: 0 P: 18		R: 9 E: 0 K: 1 S: 25	H: 10 LOB: 2 BB: 2 P: 44	1B: 9 2B: 4 3B: 0 HR: 6	SF: 0 SAC: 0 DP: 0 HBP: 1	WP: 0 PB: 0 SB: 0 CS: 1
PITCHER	IP	WLS	BF	H	R	ER	SO	BB	IBB	HBP	BLK	WP	HR	S	P	ERA	WHIP					
Ted Lilly, L (1, 1) ERA: 3.95	5.1	L	26	5	7	7	7	4	0	1	0	0	0	1	63	103	11.81	1.688				
Vinnie Chulk, R (6, 1) ERA: 4.47	1.2		7	2	1	1	2	1	0	0	0	0	0	1	18	33	5.40	1.800				
54 Jason Frasor, R (8, 1) ERA: 3.47	1.0		5	2	1	1	1	0	0	0	0	0	0	1	11	18	9.00	2.000				
Dave Maurer, L (9, 1) ERA: 54.0	0.0		4	2	4	4	0	2	0	0	0	0	0	5	16	=	=					
Kerry Ligtenberg, R (9, 1) ERA: 6.35	0.2		7	6	5	5	1	0	0	0	0	0	3	14	19	67.50	9.000					
PITCHER	IP	WLS	BF	H	R	ER	SO	BB	IBB	HBP	BLK	WP	HR	S	P	ERA	WHIP					
Frank Menechino, R (9, 1) ERA:	0.1		3	2	0	0	0	0	0	0	0	0	0	6	9	0.00	6.000					

AB 44
R 18
H 19
RBI 18
BB 7
SO 11
LOB 12



Batter	1	2	3	4	5	6	7	8	9	AB	R	H	RBI	BB	SO	LOB	BOTTOM				
3 Reed Johnson, R (1, 8) OBP: 0.329, SLG: 0.390	K			G5-3		FC5-4				5	0	2	3	0	1	1	New York Yankees @ Toronto Blue Jays SkyDome, Toronto, ON Sat Aug 28 2004, 4:05 PM EDT Att: 43,541 - Dome - 68 F				
Orlando Hudson, S (1, 4) OBP: 0.349, SLG: 0.442	10 WP 10 S SF8	G4-3		P6				F7	G1-3	5	1	1	0	0	0	3					
10 Vernon Wells, R (1, 10) OBP: 0.337, SLG: 0.454										3	1	0	0	2	1	0					
Carlos Delgado, L (1, 3) OBP: 0.346, SLG: 0.480 Dave Berg, R (9, PH) OBP: 0.292, SLG: 0.356	SF8									3	0	1	1	0	0	1					
15 Alex Rios, R (1, 9) OBP: 0.336, SLG: 0.408	L5									1	0	0	0	0	0	2					
Eric Hinske, L (1, 5) OBP: 0.321, SLG: 0.386										3	1	1	0	1	0	1					
9 Gregg Zaun, S (1, 2) OBP: 0.379, SLG: 0.401										2	2	1	1	1	0	0					
Gabe Gross, L (1, 7) OBP: 0.313, SLG: 0.305										4	0	1	0	0	1	5					
Chris Woodward, R (1, 6) OBP: 0.285, SLG: 0.359										3	1	1	1	1	1	1					
Inning Stats	R: 1 E: 0 K: 1 S: 14	H: 1 LOB: 1 BB: 1 P: 24	R: 2 E: 0 K: 1 S: 9	H: 2 LOB: 1 BB: 1 P: 21	R: 1 E: 0 K: 0 S: 11	H: 1 LOB: 2 BB: 2 P: 21	R: 0 E: 0 K: 0 S: 5	H: 0 LOB: 0 BB: 0 P: 9	R: 0 E: 0 K: 1 S: 11	H: 1 LOB: 1 BB: 0 P: 17	R: 0 E: 0 K: 1 S: 8	H: 0 LOB: 0 BB: 0 P: 13	R: 2 E: 0 K: 0 S: 12	H: 3 LOB: 2 BB: 1 P: 20	R: 0 E: 0 K: 0 S: 5	H: 0 LOB: 0 BB: 0 P: 8		1B: 7 2B: 2 3B: 0 HR: 0	SF: 2 SAC: 0 DP: 0 HBP: 0	WP: 1 PB: 0 SB: 1 CS: 0	PA: 41
PITCHER	IP	WLS	BF	H	R	ER	SO	BB	IBB	HBP	BLK	WP	HR	S	P	ERA	WHIP				
Kevin Brown, R (1, 1) ERA: 3.96	7.0	W	31	6	4	4	4	4	0	0	0	0	0	10	16	27.00	6.000				
Paul Quantrill, R (8, 1) ERA: 3.96	0.2		6	3	2	2	0	1	0	0	0	0	0	7	12	0.00	0.000				
42 Mariano Rivera, R (8, 1) ERA: 1.34	1.1	S	4	0	0	0	0	0	0	0	0	0	0	7	12	0.00	0.000				
PITCHER	IP	WLS	BF	H	R	ER	SO	BB	IBB	HBP	BLK	WP	HR	S	P	ERA	WHIP				

AB 34
R 6
H 9
RBI 6
BB 5
SO 4
LOB 14



Batter	1	2	3	4	5	6	7	8	9	AB	R	H	RBI	BB	SO	LOB	TOP							
Kenny Lofton, L OBP: 0.345, SLG: 0.410 (1, 9)	2-2 G4-6-3 1B		0-1 G4-6-3 1B		2-1 FC3-5-6-5 13 1B		2-2 G6-3		3-3 K	5	1	2	0	0	1	1								
2 Derek Jeter, R OBP: 0.334, SLG: 0.436 (1, 6)	0-1 G4-6-3 1-2f		2-2 G4-6-3 1-2f		0-0 G5-3		3-1 F7		4-1 13 1B BB	4	0	0	0	1	0	3								
13 Alex Rodriguez, R OBP: 0.373, SLG: 0.525 (1, 5)	4-2 55 1B BB		0-0 HR		3-1 1B		3-2 55 1B 1B		0-0 1B 1-3 1B	4	2	4	2	1	0	0								
55 Hideki Matsui, L OBP: 0.394, SLG: 0.521 (1, 7)	0-0 1-2 1B		2-1 FC4-6 1B		2-2 F8		3-1 1B 1-3 1B		1-2 P4	5	0	3	0	0	0	3								
Bernie Williams, S OBP: 0.352, SLG: 0.422 (1, 8)	0-0 L9		0-0 FC4-6 1-2f		2-0 F9		1-2 1B		1-2 1B	4	0	1	1	0	0	3								
John Olerud, L OBP: 0.363, SLG: 0.367 (1, 3)		2-2 L3		2-2 G4-3		3-0 F8		1-2 F7		4	0	0	0	0	0	2								
Ruben Sierra, S OBP: 0.306, SLG: 0.481 (1, 10)		0-0 F7		2-1 G3		0-2 G4-3		2-3 K		4	0	0	0	0	1	2								
Enrique Wilson, S OBP: 0.264, SLG: 0.345 (1, 4)		4-1 BB		1-2 G4-3		2-0 G4-3		1-0 HR		2	0	0	0	1	0	0								
20 Jorge Posada, S OBP: 0.410, SLG: 0.496 (9, PH)										1	1	1	1	0	0	0								
John Flaherty, R OBP: 0.266, SLG: 0.417 (1, 2)		0-1 F8		0-2 FC3-6 2B		1-1 G1-3		2-0 G3		3	0	1	0	0	0	1								
Tony Clark, S OBP: 0.315, SLG: 0.491 (9, PH)										1	0	0	0	0	0	0								
Inning Stats	R: 0 E: 0 K: 0 S: 11	H: 2 LOB: 2 BB: 1 P: 17	R: 0 E: 0 K: 0 S: 9	H: 0 LOB: 1 BB: 1 P: 15	R: 1 E: 0 K: 0 S: 10	H: 3 LOB: 1 BB: 0 P: 14	R: 0 E: 0 K: 0 S: 8	H: 0 LOB: 0 BB: 0 P: 13	R: 1 E: 0 K: 0 S: 12	H: 2 LOB: 1 BB: 0 P: 19	R: 0 E: 0 K: 0 S: 5	H: 0 LOB: 0 BB: 0 P: 10	R: 0 E: 0 K: 0 S: 6	H: 0 LOB: 0 BB: 0 P: 11	R: 1 E: 0 K: 1 S: 17	H: 3 LOB: 2 BB: 0 P: 30	R: 1 E: 0 K: 1 S: 12	H: 2 LOB: 2 BB: 1 P: 23	1B: 9 2B: 1 3B: 0 HR: 2	SF: 0 SAC: 0 DP: 2 HBP: 0	WP: 0 PB: 0 SB: 0 CS: 0	PA: 40		
PITCHER	IP	WLS	BF	H	R	ER	SO	BB	IBB	HBP	BLK	WP	HR	S	P	ERA	WHIP							
Miguel Batista, R ERA: 4.46 (1, 1)	7.0	W	28	7	2	2	0	2	0	0	0	0	1	61	99	2.57	1.286							
Justin Speier, R ERA: 4.15 (8, 1)	1.0		6	3	1	1	1	0	0	0	0	0	0	17	30	9.00	3.000							
54 Jason Frasor, R ERA: 3.57 (9, 1)	1.0	S	6	2	1	1	1	1	0	0	0	0	1	12	23	9.00	3.000							

New York Yankees @ Toronto Blue Jays
SkyDome, Toronto, ON
 Sun Aug 29 2004, 1:15 PM EDT
 Att: 44,072 - Dome - 68 F

AB	37
R	4
H	12
RBI	4
BB	3
SO	2
LOB	15



Batter	1	2	3	4	5	6	7	8	9	AB	R	H	RBI	BB	SO	LOB	BOTTOM							
3 Reed Johnson, R OBP: 0.331, SLG: 0.397 (1, 8)	1-0 HR		1-2 G6-3			1-2 G4-3		2-1 1B E 1B		4	2	2	2	0	0	0								
Orlando Hudson, S OBP: 0.346, SLG: 0.440 (1, 4)	0-3 K		3-2 F9			1-3 K		1-2 E6 1B		4	0	1	1	0	2	0								
10 Vernon Wells, R OBP: 0.334, SLG: 0.450 (1, 10)	1-1 F8			3-2 G6-3		0-1 F9		1-3 K		4	0	0	0	0	1	1								
Carlos Delgado, L OBP: 0.348, SLG: 0.492 (1, 3)	1-3 K2-3				3-2 2B		1-1 HR		2-3 K	4	1	2	1	0	2	0								
15 Alex Rios, R OBP: 0.335, SLG: 0.406 (1, 9)		1-1 G5-3		2-0 F8		1-0 FC3-6 1B		0-1 F9		4	0	1	0	0	0	1								
Eric Hinske, L OBP: 0.321, SLG: 0.383 (1, 5)		4-2 BB		0-3 K		1-2 FC3-6 1B		1-1 F7		3	1	0	0	1	1	2								
9 Gregg Zaun, S OBP: 0.379, SLG: 0.399 (1, 2)		0-3 K			1-2 G4-3		4-2 1B 3 1B BB			2	1	0	0	1	1	1								
Gabe Gross, L OBP: 0.314, SLG: 0.306 (1, 7)		1-2 G4-3			2-3 K		0-0 3 1B 1B			3	1	1	1	0	1	1								
Chris Gomez, R OBP: 0.338, SLG: 0.340 (1, 6)			1-3 K		2-1 L5		0-2 K			3	0	0	0	0	2	2								
Inning Stats	R: 1 E: 0 K: 2 S: 10	H: 1 LOB: 0 BB: 0 P: 13	R: 0 E: 0 K: 1 S: 11	H: 0 LOB: 1 BB: 1 P: 17	R: 0 E: 0 K: 1 S: 14	H: 0 LOB: 0 BB: 0 P: 19	R: 0 E: 0 K: 1 S: 13	H: 1 LOB: 1 BB: 0 P: 21	R: 0 E: 0 K: 1 S: 8	H: 0 LOB: 0 BB: 0 P: 13	R: 0 E: 0 K: 1 S: 9	H: 0 LOB: 0 BB: 0 P: 11	R: 5 E: 1 K: 2 S: 24	H: 5 LOB: 1 BB: 1 P: 34	R: 0 E: 0 K: 1 S: 7	H: 0 LOB: 0 BB: 0 P: 10	1B: 4 2B: 1 3B: 0 HR: 2	SF: 0 SAC: 0 DP: 0 HBP: 0	WP: 0 PB: 0 SB: 1 CS: 0	PA: 33				
PITCHER	IP	WLS	BF	H	R	ER	SO	BB	IBB	HBP	BLK	WP	HR	S	P	ERA	WHIP							
35 Mike Mussina, R ERA: 5.43 (1, 1)	6.1	L	26	5	5	5	7	2	0	0	0	0	2	76	111	7.11	1.105							
Paul Quantrill, R ERA: 3.53 (7, 1)	0.2		4	2	1	0	2	0	0	0	0	0	0	13	17	0.00	3.000							
C.J. Nitkowski, L ERA: 4.67 (8, 1)	1.0		3	0	0	0	1	0	0	0	0	0	0	7	10	0.00	0.000							

New York Yankees @ Toronto Blue Jays
SkyDome, Toronto, ON
 Sun Aug 29 2004, 1:15 PM EDT
 Att: 44,072 - Dome - 68 F

AB	31
R	6
H	7
RBI	5
BB	2
SO	10
LOB	8



Batter	1	2	3	4	5	6	7	8	9	AB	R	H	RBI	BB	SO	LOB	TOP											
51 Ichiro Suzuki, L OBP: 0.411, SLG: 0.467	L6			G4-3						5	0	3	2	0	0	0	Seattle Mariners @ Toronto Blue Jays SkyDome, Toronto, ON Tue Aug 31 2004, 7:05 PM EDT Att: 21,174 - Sunny - 77 F											
Randy Winn, S OBP: 0.352, SLG: 0.442	G4-3			G3						5	0	1	1	0	1	3												
Bret Boone, R OBP: 0.313, SLG: 0.413	F8									4	0	2	0	1	1	0												
Raul Ibanez, L OBP: 0.343, SLG: 0.467										5	0	2	0	0	0	4												
Edgar Martinez, R OBP: 0.352, SLG: 0.382										5	1	1	0	0	3	1												
Bucky Jacobsen, R OBP: 0.352, SLG: 0.531 16 Willie Bloomquist, R OBP: 0.281, SLG: 0.359										4	0	1	0	0	1	2												
Jolbert Cabrera, R OBP: 0.323, SLG: 0.413										3	1	2	0	1	0	1												
Dan Wilson, R OBP: 0.302, SLG: 0.312										4	2	2	1	0	0	2												
4 Jose Lopez, R OBP: 0.268, SLG: 0.352										4	2	2	3	0	2	3												
Inning Stats	R: 0 E: 0 K: 0 S: 8	H: 0 LOB: 0 BB: 0 P: 12	R: 0 E: 0 K: 1 S: 6	H: 1 LOB: 0 BB: 0 P: 8	R: 0 E: 0 K: 1 S: 9	H: 1 LOB: 0 BB: 0 P: 11	R: 0 E: 0 K: 0 S: 9	H: 2 LOB: 2 BB: 0 P: 16	R: 3 E: 0 K: 0 S: 20	H: 4 LOB: 1 BB: 0 P: 31	R: 0 E: 0 K: 2 S: 9	H: 0 LOB: 0 BB: 0 P: 14	R: 2 E: 0 K: 1 S: 22	H: 4 LOB: 3 BB: 1 P: 37	R: 2 E: 0 K: 2 S: 19	H: 3 LOB: 2 BB: 1 P: 32	R: 0 E: 0 K: 1 S: 7	H: 1 LOB: 0 BB: 0 P: 9	1B: 13 2B: 2 3B: 0 HR: 1	SF: 0 SAC: 0 DP: 3 HBP: 0	WP: 1 PB: 0 SB: 2 CS: 0	PA: 41						
PITCHER	IP	WLS	BF	H	R	ER	SO	BB	IBB	HBP	BLK	WP	HR	S	P	ERA	WHIP											
Josh Towers, R ERA: 4.86	(1, 1)	5.0		20	8	3	3	2	0	0	0	0	0	1	52	78	5.40	1.600										
Kevin Frederick, R ERA: 6.53	(6, 1)	1.1	H	5	1	1	3	0	0	0	0	0	0	0	15	23	6.75	0.750										
Vinnie Chulk, R ERA: 4.5	(7, 1)	0.2	B	6	3	1	0	1	0	0	0	0	0	0	16	28	13.50	6.000										
Kerry Ligtenberg, R ERA: 6.58	(8, 1)	1.0	L	7	3	2	2	1	0	0	0	1	0	19	32	18.00	4.000											
Bob Fife, R ERA: 5.24	(9, 1)	1.0		3	1	0	0	0	0	0	0	0	0	7	9	0.00	1.000											

AB 39
R 7
H 16
RBI 7
BB 2
SO 8
LOB 16



Batter	1	2	3	4	5	6	7	8	9	AB	R	H	RBI	BB	SO	LOB	BOTTOM										
3 Reed Johnson, R OBP: 0.329, SLG: 0.395	G6-3									5	0	1	0	0	0	1	Seattle Mariners @ Toronto Blue Jays SkyDome, Toronto, ON Tue Aug 31 2004, 7:05 PM EDT Att: 21,174 - Sunny - 77 F										
Orlando Hudson, S OBP: 0.349, SLG: 0.441	G6-3									4	1	1	0	1	0	1											
10 Vernon Wells, R OBP: 0.333, SLG: 0.445										4	0	0	0	1	1	3											
Carlos Delgado, L OBP: 0.348, SLG: 0.499										5	2	2	2	0	0	1											
Eric Hinske, L OBP: 0.320, SLG: 0.388										5	1	1	1	0	0	1											
15 Alex Rios, R OBP: 0.339, SLG: 0.410										4	1	2	1	1	0	0											
Frank Menechino, R OBP: 0.385, SLG: 0.462										2	0	2	1	2	0	0											
Chris Woodward, R OBP: 0.284, SLG: 0.357										4	0	1	0	0	0	5											
Kevin Cash, R OBP: 0.250, SLG: 0.295 9 Gregg Zaun, S OBP: 0.381, SLG: 0.399										3	0	0	0	0	1	2											
Inning Stats	R: 0 E: 0 K: 0 S: 7	H: 0 LOB: 1 BB: 1 P: 13	R: 0 E: 0 K: 0 S: 9	H: 1 LOB: 2 BB: 1 P: 15	R: 4 E: 0 K: 0 S: 15	H: 5 LOB: 1 BB: 0 P: 21	R: 0 E: 0 K: 1 S: 9	H: 1 LOB: 0 BB: 0 P: 12	R: 0 E: 0 K: 0 S: 11	H: 1 LOB: 2 BB: 1 P: 19	R: 0 E: 0 K: 0 S: 6	H: 0 LOB: 0 BB: 0 P: 8	R: 1 E: 0 K: 0 S: 14	H: 2 LOB: 2 BB: 1 P: 22	R: 0 E: 0 K: 1 S: 9	H: 0 LOB: 1 BB: 2 P: 20	R: 0 E: 0 K: 0 S: 10	H: 0 LOB: 0 BB: 0 P: 16	1B: 6 2B: 2 3B: 0 HR: 2	SF: 0 SAC: 0 DP: 1 HBP: 0	WP: 0 PB: 0 SB: 0 CS: 0	PA: 42					
PITCHER	IP	WLS	BF	H	R	ER	SO	BB	IBB	HBP	BLK	WP	HR	S	P	ERA	WHIP										
Jamie Moyer, L ERA: 4.86	(1, 1)	6.2		33	10	5	5	1	3	0	0	0	0	13	29	0.00	2.250										
Scott Atchison, R ERA: 4.12	(7, 1)	1.1	W	6	0	0	0	1	3	0	0	0	0	6	9	0.00	0.000										
George Sherrill, L ERA: 3.57	(9, 1)	0.2	H	2	0	0	0	0	0	0	0	0	0	4	7	0.00	0.000										
20 J.J. Putz, R ERA: 5.24	(9, 1)	0.1	S	1	0	0	0	0	0	0	0	0	0	4	7	0.00	0.000										

AB 36
R 5
H 10
RBI 5
BB 6
SO 2
LOB 14



Batter	1	2	3	4	5	6	7	8	9	AB	R	H	RBI	BB	SO	LOB	TOP					
Eric Byrnes, R OBP: 0.351, SLG: 0.484 (1, 8)	F9		3 BB 23 1B	23 1B 2B		G4-3		G4-3		5	2	2	1	0	0	2						
23 Bobby Kielty, S OBP: 0.314, SLG: 0.364 Billy McMillon, L OBP: 0.284, SLG: 0.375 (9, PH)	P2		1B 3 BB	3 1B 2H				E1		4	1	3	3	0	0	0						
3 Eric Chavez, L OBP: 0.406, SLG: 0.545 (1, 5)	1B		1B	2H				E4		4	1	2	0	1	1	1						
Jermaine Dye, R OBP: 0.321, SLG: 0.447 21 Mark Kotsay, L OBP: 0.362, SLG: 0.448 (6, 8)	K		K	B2						3	0	0	0	0	2	6						
Scott Hatteberg, L OBP: 0.392, SLG: 0.458 (1, 3)		P5				G4-3				5	0	2	1	0	0	2						
Damian Miller, R OBP: 0.348, SLG: 0.432 (1, 2)		G5-3				G6-3				5	0	1	1	0	0	4						
7 Bobby Crosby, R OBP: 0.326, SLG: 0.430 (1, 6)										4	0	1	0	1	1	1						
Nick Swisher, S OBP: 0.600, SLG: 0.667 (1, 7)										3	2	1	0	2	1	3						
Marco Scutaro, R OBP: 0.302, SLG: 0.394 (1, 4)										4	0	0	0	0	0	5						
Inning Stats	R: 0 E: 0 K: 1 S: 10	H: 1 LOB: 1 BB: 0 P: 15	R: 0 E: 0 K: 0 S: 9	H: 1 LOB: 2 BB: 1 P: 14	R: 1 E: 0 K: 1 S: 18	H: 3 LOB: 2 BB: 1 P: 27	R: 2 E: 0 K: 0 S: 16	H: 4 LOB: 2 BB: 0 P: 23	R: 0 E: 0 K: 1 S: 7	H: 0 LOB: 0 BB: 0 P: 10	R: 2 E: 0 K: 1 S: 8	H: 1 LOB: 0 BB: 1 P: 17	R: 0 E: 0 K: 0 S: 9	H: 1 LOB: 0 BB: 0 P: 12	R: 0 E: 0 K: 1 S: 7	H: 0 LOB: 1 BB: 1 P: 13	R: 2 E: 3 K: 0 S: 19	H: 2 LOB: 2 BB: 0 P: 29	1B: 9 2B: 3 3B: 0 HR: 1	SF: 0 SAC: 0 DP: 2 HBP: 0	WP: 0 PB: 0 SB: 1 CS: 0	PA: 44
PITCHER	IP	WLS	BF	H	R	ER	SO	BB	IBB	HBP	BLK	WP	HR	S	P	ERA	WHIP					
Ted Lilly, L ERA: 4.05	6.0	L	30	10	5	5	4	3	0	0	0	0	1	68	106	7.50	2.167					
Kevin Frederick, R ERA: 5.7	2.0		7	1	0	0	1	1	0	0	0	0	0	16	25	0.00	1.000					
Justin Speier, R ERA: 3.94	1.0		7	2	2	0	0	0	0	0	0	0	0	19	29	0.00	2.000					

Oakland Athletics @ Toronto Blue Jays
SkyDome, Toronto, ON
Fri Sep 03 2004, 7:05 PM EDT
Att: 28,488 - Sunny - 79 F

livebaseballscorecards.com

AB 40
R 7
H 13
RBI 6
BB 4
SO 5
LOB 24



Batter	1	2	3	4	5	6	7	8	9	AB	R	H	RBI	BB	SO	LOB	BOTTOM					
3 Reed Johnson, R OBP: 0.328, SLG: 0.392 (1, 7)	G6-3		K							4	0	0	0	0	1	1						
Orlando Hudson, S OBP: 0.352, SLG: 0.449 (1, 4)	G3-1		10 1B							2	0	1	1	1	0	0						
10 Vernon Wells, R OBP: 0.334, SLG: 0.449 (1, 8)	G4-3		1B							4	1	2	1	0	0	1						
Carlos Delgado, L OBP: 0.351, SLG: 0.501 (1, 3)			F8							3	1	1	1	1	0	2						
15 Alex Rios, R OBP: 0.342, SLG: 0.414 (1, 9)	G5-3									4	0	1	1	0	1	0						
Eric Hinske, L OBP: 0.320, SLG: 0.395 (1, 5)										4	0	1	0	0	0	2						
9 Gregg Zaun, S OBP: 0.379, SLG: 0.398 (1, 2)			K							4	0	0	0	0	3	1						
Gabe Gross, L OBP: 0.329, SLG: 0.306 (1, 10)	G5-3									4	1	1	0	0	1	1						
Chris Gomez, R OBP: 0.333, SLG: 0.334 8 Russ Adams, L OBP: 1.000, SLG: 1.000 (9, PH)			G6-3							3	1	1	0	0	0	0						
Inning Stats	R: 0 E: 0 K: 0 S: 10	H: 0 LOB: 0 BB: 0 P: 13	R: 1 E: 0 K: 1 S: 8	H: 2 LOB: 1 BB: 0 P: 14	R: 0 E: 0 K: 1 S: 12	H: 2 LOB: 0 BB: 0 P: 20	R: 0 E: 0 K: 1 S: 8	H: 0 LOB: 0 BB: 0 P: 12	R: 3 E: 1 K: 0 S: 14	H: 4 LOB: 2 BB: 1 P: 24	R: 0 E: 0 K: 1 S: 8	H: 0 LOB: 0 BB: 0 P: 10	R: 0 E: 0 K: 0 S: 4	H: 0 LOB: 0 BB: 1 P: 9	R: 0 E: 0 K: 0 S: 8	H: 0 LOB: 0 BB: 0 P: 14	R: 0 E: 0 K: 2 S: 14	H: 1 LOB: 0 BB: 0 P: 18	1B: 7 2B: 1 3B: 0 HR: 1	SF: 1 SAC: 1 DP: 1 HBP: 0	WP: 0 PB: 0 SB: 0 CS: 0	PA: 37
PITCHER	IP	WLS	BF	H	R	ER	SO	BB	IBB	HBP	BLK	WP	HR	S	P	ERA	WHIP					
Tim Hudson, R ERA: 2.95	7.0		30	8	4	4	4	1	0	0	0	0	0	64	102	5.14	1.286					
Arthur Rhodes, L ERA: 4.75	1.0	H	3	0	0	0	0	0	0	0	0	0	0	8	14	0.00	0.000					
Octavio Dotel, R ERA: 3.72	1.0	S	4	1	0	0	2	0	0	0	0	0	0	14	18	0.00	1.000					

Oakland Athletics @ Toronto Blue Jays
SkyDome, Toronto, ON
Fri Sep 03 2004, 7:05 PM EDT
Att: 28,488 - Sunny - 79 F

livebaseballscorecards.com

AB 33
R 4
H 9
RBI 4
BB 2
SO 6
LOB 8



Batter	1	2	3	4	5	6	7	8	9	AB	R	H	RBI	BB	SO	LOB	TOP				
21 Mark Kotsay, L (1,8) OBP: 0.359, SLG: 0.445	G3		FC1-5-6-3		L8		G6-3		SH5-4	4	0	0	0	0	0	5	<p>Oakland Athletics @ Toronto Blue Jays</p> <p>SkyDome, Toronto, ON</p> <p>Sat Sep 04 2004, 4:05 PM EDT</p> <p>Att: 29,149 - Cloudy - 80 F</p>				
Mark McLemore, S (1,4) OBP: 0.358, SLG: 0.318	L3-6 1B		G4-3		K		G6-3		SF8	4	0	1	1	0	1	3					
3 Eric Chavez, L (1,5) OBP: 0.410, SLG: 0.545	1-2 1B			4-1 BB		F9		2B G4-3 BB	1B 2B BB	2	2	1	0	3	0	0					
Scott Hatteberg, L (1,3) OBP: 0.392, SLG: 0.459	L3-6 2-2			2-1 F9 BB		G3-1		G4-3 WP 2B	2B BB 1B	5	2	2	0	0	0	3					
Erubiel Durazo, L (1,10) OBP: 0.389, SLG: 0.531		2-1 F9		0-1 L4-3 1-1		BB 2B BB		G4-3	2B BB	3	2	0	1	2	0	2					
Eric Byrnes, R (1,9) OBP: 0.352, SLG: 0.484		0-0 P3			2-2 G6-3		4-2 2B BB	G4-3	2B	4	1	1	3	1	0	0					
Damian Miller, R (1,2) Esteban German, R (8, PR) 17 Adam Melhuse, S (8, 2) OBP: 0.273, SLG: 0.288 OBP: 0.324, SLG: 0.474		4-2 BB			1-2 7 BB 1B		0-1 1-2 2B BB	3-H 4-1 CS BB	F8	2	0	2	2	2	0	0					
Billy McMillon, L (1,7) Nick Swisher, S (9, PR) OBP: 0.294, SLG: 0.395 OBP: 0.600, SLG: 0.667		0-1 G4-3			0-0 7 BB 1B		0-0 G4-3	1-2 CS	21 SH5-4 WP 2B	4	0	2	0	0	0	2					
7 Bobby Crosby, R (1,6) OBP: 0.331, SLG: 0.433			2-2 21 FC1-6-4 2B		1-2 2-3 BB		4-0 21 G6-3 BB		WP 21 SH5-4 SF8 HBP	1	1	1	0	2	0	0					
Inning Stats	R: 0 E: 0 K: 0 S: 9	H: 2 LOB: 1 BB: 0 P: 15	R: 0 E: 0 K: 0 S: 7	H: 0 LOB: 1 BB: 1 P: 13	R: 0 E: 0 K: 0 S: 7	H: 1 LOB: 0 BB: 0 P: 11	R: 0 E: 0 K: 1 S: 16	H: 2 LOB: 3 BB: 1 P: 25	R: 2 E: 0 K: 0 S: 10	H: 1 LOB: 1 BB: 2 P: 19	R: 0 E: 0 K: 0 S: 4	H: 0 LOB: 0 BB: 1 P: 10	R: 2 E: 0 K: 0 S: 13	H: 1 LOB: 1 BB: 2 P: 24	R: 5 E: 0 K: 0 S: 19	H: 3 LOB: 1 BB: 2 P: 36		1B: 5 2B: 8 3B: 0 HR: 0	SF: 1 SAC: 1 DP: 4 HBP: 1	WP: 2 PB: 0 SB: 0 CS: 1	PA: 44
PITCHER	IP WLS BF H R ER SO	IP WLS BF H R ER SO	IP WLS BF H R ER SO	IP WLS BF H R ER SO	IP WLS BF H R ER SO	IP WLS BF H R ER SO	IP WLS BF H R ER SO	IP WLS BF H R ER SO	IP WLS BF H R ER SO	IP WLS BF H R ER SO	IP WLS BF H R ER SO	IP WLS BF H R ER SO	IP WLS BF H R ER SO	IP WLS BF H R ER SO	IP WLS BF H R ER SO	IP WLS BF H R ER SO		ERA WHIP	ERA WHIP		
Miguel Batista, R (1,1) ERA: 4.39	7.0	29	6	2	2	1	6	0	0	0	0	0	0	0	0	0		2.57	1.714		
Vinnie Chulk, R (8,1) ERA: 5.01	0.2	H	5	1	2	2	2	0	0	0	1	0	10	20	27.00	4.500					
54 Jason Frasor, R (8,1) ERA: 4.13	1.0	L	8	3	5	5	2	0	1	0	1	0	17	33	45.00	5.000					
Bob Fife, R (9,1) ERA: 4.88	0.1		0	0	0	0	0	0	0	0	0	0	5	7	0.00	0.000					

AB 30
R 9
H 10
RBI 7
BB 10
SO 1
LOB 16



Batter	1	2	3	4	5	6	7	8	9	AB	R	H	RBI	BB	SO	LOB	BOTTOM				
3 Reed Johnson, R (1,7) OBP: 0.328, SLG: 0.392	1B 10 BB 15 FC5		FC4-6 1B		G6-3		G6-4-3		G6-4-3	5	1	2	0	0	0	2	<p>Oakland Athletics @ Toronto Blue Jays</p> <p>SkyDome, Toronto, ON</p> <p>Sat Sep 04 2004, 4:05 PM EDT</p> <p>Att: 29,149 - Cloudy - 80 F</p>				
Orlando Hudson, S (1,4) Eric Crozier, L (9, PH)	K		FC4-6 10 FC5-4		1-0 K		P3		K	4	1	1	0	0	1	2					
10 Vernon Wells, R (1,8) OBP: 0.335, SLG: 0.451	15 FC5 1B BB		FC5-4 2B		1-1 2B		G5-3			3	1	1	1	1	0	1					
Carlos Delgado, L (1,3)	15 FC5 1B		FC5-4 1B		4-0 2B		G5-3 15 FC6-4		15 FC6-4 BB	2	0	2	1	2	0	0					
15 Alex Rios, R (1,9)	FC5 1B		K		0-0 FC6-4		FC6-4		FC6-4	4	0	0	1	0	1	6					
Frank Menechino, R (1,5) Eric Hinske, L (8, PH)	1-2 2-3 3-H 1B		K		2-1 G5-3		0-0 HR 1B		P5	3	1	2	0	0	0	0					
Chris Woodward, R (1,6) OBP: 0.279, SLG: 0.350		1-0 P3		2-1 L4		2-3 K		F9		4	0	0	0	0	1	1					
Kevin Cash, R (1,2) OBP: 0.251, SLG: 0.311		3-3 K		3-3 K		2-0 HR		P6		4	1	1	2	0	2	0					
Guillermo Quiroz, R (1,10) OBP: 0.500, SLG: 0.500		0-0 G5-3			1-0 F8		1-0 3 G6-4-3 1B		3 G6-4-3 1B	4	0	2	0	0	0	0					
Inning Stats	R: 1 E: 0 K: 1 S: 11	H: 3 LOB: 2 BB: 1 P: 19	R: 0 E: 0 K: 1 S: 5	H: 0 LOB: 0 BB: 0 P: 9	R: 1 E: 0 K: 1 S: 11	H: 2 LOB: 1 BB: 0 P: 17	R: 0 E: 0 K: 1 S: 7	H: 0 LOB: 0 BB: 0 P: 14	R: 1 E: 0 K: 0 S: 7	H: 2 LOB: 2 BB: 1 P: 15	R: 2 E: 0 K: 1 S: 9	H: 3 LOB: 1 BB: 0 P: 15	R: 0 E: 0 K: 0 S: 8	H: 0 LOB: 0 BB: 0 P: 12	R: 0 E: 0 K: 1 S: 8	H: 1 LOB: 0 BB: 0 P: 10		1B: 7 2B: 3 3B: 0 HR: 1	SF: 0 SAC: 0 DP: 2 HBP: 0	WP: 0 PB: 0 SB: 0 CS: 0	PA: 38
PITCHER	IP WLS BF H R ER SO	IP WLS BF H R ER SO	IP WLS BF H R ER SO	IP WLS BF H R ER SO	IP WLS BF H R ER SO	IP WLS BF H R ER SO	IP WLS BF H R ER SO	IP WLS BF H R ER SO	IP WLS BF H R ER SO	IP WLS BF H R ER SO	IP WLS BF H R ER SO	IP WLS BF H R ER SO	IP WLS BF H R ER SO	IP WLS BF H R ER SO	IP WLS BF H R ER SO	IP WLS BF H R ER SO		ERA WHIP	ERA WHIP		
Mark Mulder, L (1,1) ERA: 3.9	6.0	28	10	5	5	0	1	0	0	0	0	0	7	16	0.00	1.500					
Ricardo Rincon, L (7,1) ERA: 3.47	0.2		0	0	0	0	0	0	0	0	0	0	2	2	0.00	0.000					
Chad Bradford, R (7,1) ERA: 4.41	0.1		0	0	0	0	0	0	0	0	0	0	16	22	0.00	0.500					
Chris Hammond, L (8,1) ERA: 3.16	2.0	W	6	1	0	0	1	0	0	0	0	0	16	22	0.00	0.500					

AB 35
R 5
H 11
RBI 5
BB 3
SO 6
LOB 12



Batter	1	2	3	4	5	6	7	8	9	AB	R	H	RBI	BB	SO	LOB	TOP			
21 Mark Kotsay, L (1, 8) OBP: 0.359, SLG: 0.443 23 Bobby Kielty, S (8, PH) OBP: 0.313, SLG: 0.362	F8		P4	F7				G6-3		4	0	1	0	0	0	2	Oakland Athletics @ Toronto Blue Jays SkyDome, Toronto, ON Sun Sep 05 2004, 1:05 PM EDT Att: 28,327 - Unknown - 72 F			
Mark McLemore, S (1, 4) OBP: 0.356, SLG: 0.513 Marco Scutaro, R (8, PH) OBP: 0.301, SLG: 0.393	F7				L4	F7		G1-3		3	0	0	0	1	0	1				
3 Eric Chavez, L (1, 5) OBP: 0.411, SLG: 0.542 Esteban German, R (8, PH) OBP: 0.286, SLG: 0.302	K		K		2B					2	0	0	0	2	2	2				
Scott Hatteberg, L (1, 3) OBP: 0.393, SLG: 0.461 Billy McMillon, L (8, PH) OBP: 0.291, SLG: 0.390			F7			G6-4-3		G3		3	0	1	0	1	0	4				
Erubiel Durazo, L (1, 10) OBP: 0.391, SLG: 0.531										4	1	2	0	0	0	0				
Eric Byrnes, R (1, 9) OBP: 0.350, SLG: 0.481										5	0	1	0	0	3	6				
17 Adam Melhuse, S (1, 2) OBP: 0.316, SLG: 0.461										5	0	0	0	0	2	7				
7 Bobby Crosby, R (1, 6) OBP: 0.334, SLG: 0.441										4	3	2	2	1	0	3				
Nick Swisher, S (1, 7) OBP: 0.778, SLG: 1.400										2	1	2	2	1	0	0				
Inning Stats	R: 0 E: 0 K: 1 S: 12	H: 0 LOB: 0 BB: 0 P: 20	R: 0 E: 0 K: 1 S: 11	H: 1 LOB: 2 BB: 1 P: 19	R: 0 E: 0 K: 1 S: 8	H: 0 LOB: 2 BB: 1 P: 16	R: 2 E: 0 K: 1 S: 9	H: 2 LOB: 1 BB: 1 P: 22	R: 0 E: 0 K: 1 S: 11	H: 3 LOB: 1 BB: 1 P: 19	R: 0 E: 0 K: 2 S: 7	H: 0 LOB: 0 BB: 0 P: 9	R: 1 E: 0 K: 0 S: 15	H: 2 LOB: 2 BB: 1 P: 25	R: 0 E: 0 K: 0 S: 7	H: 1 LOB: 1 BB: 0 P: 8		1B: 7 2B: 1 3B: 0 HR: 2	SF: 0 SAC: 0 DP: 1 HBP: 2	WP: 0 PB: 0 SB: 0 CS: 0
PITCHER	IP WLS BF H R ER SO BB IBB HBP BLK WP HR S P ERA WHIP																			
Ryan Glynn, R (1, 1) ERA: 3.6	5.0 W 25 4 2 2 5 4 0 2 0 0 1 51 101 3.60 1.600																			
Sean Douglass, R (8, 1) ERA: 6.84	0.1 5 3 2 2 0 1 0 0 0 0 0 1 8 15 54.00 12.000																			
Kevin Frederick, R (8, 1) ERA: 5.33	1.2 4 0 0 0 2 0 0 0 0 0 0 0 10 13 0.00 0.000																			
Bob Fife, R (8, 1) ERA: 5.04	1.0 6 2 1 1 0 1 0 0 0 0 0 0 15 25 9.00 3.000																			
Kerry Ligtenberg, R (9, 1) ERA: 6.45	1.0 4 1 0 0 0 0 0 0 0 0 0 0 7 8 0.00 1.000																			

Batter	1	2	3	4	5	6	7	8	9	AB	R	H	RBI	BB	SO	LOB	BOTTOM			
8 Russ Adams, L (1, 6) OBP: 0.500, SLG: 1.000	E3			E4				E4		5	1	2	3	0	0	1	Oakland Athletics @ Toronto Blue Jays SkyDome, Toronto, ON Sun Sep 05 2004, 1:05 PM EDT Att: 28,327 - Unknown - 72 F			
Orlando Hudson, S (1, 4) OBP: 0.347, SLG: 0.445	F7			F8				SF7		4	0	0	1	0	0	4				
10 Vernon Wells, R (1, 8) OBP: 0.334, SLG: 0.448	K							F7		5	1	1	0	0	1	2				
Carlos Delgado, L (1, 3) OBP: 0.358, SLG: 0.512 Eric Crozier, L (9, 3)	P6									4	2	1	2	1	0	1				
15 Alex Rios, R (1, 9) OBP: 0.339, SLG: 0.409										0	0	0	0	0	0	0				
Eric Hinske, L (1, 5) OBP: 0.322, SLG: 0.396										5	2	2	0	0	0	1				
Frank Menechino, R (1, 10) OBP: 0.390, SLG: 0.472										4	3	2	1	1	0	0				
Gabe Gross, L (1, 7) OBP: 0.337, SLG: 0.347										2	2	1	0	2	0	0				
Guillermo Quiroz, R (1, 2) OBP: 0.250, SLG: 0.250										3	2	1	5	1	0	2				
										4	0	0	0	0	0	5				
Inning Stats	R: 0 E: 1 K: 1 S: 11	H: 0 LOB: 1 BB: 0 P: 18	R: 2 E: 0 K: 0 S: 13	H: 3 LOB: 2 BB: 1 P: 25	R: 2 E: 0 K: 0 S: 10	H: 2 LOB: 0 BB: 0 P: 16	R: 0 E: 1 K: 0 S: 11	H: 0 LOB: 1 BB: 0 P: 16	R: 6 E: 0 K: 0 S: 23	H: 4 LOB: 0 BB: 2 P: 38	R: 0 E: 1 K: 0 S: 5	H: 0 LOB: 0 BB: 0 P: 9	R: 3 E: 1 K: 0 S: 21	H: 1 LOB: 1 BB: 2 P: 33	R: 0 E: 0 K: 0 S: 7	H: 0 LOB: 0 BB: 0 P: 12	1B: 7 2B: 1 3B: 0 HR: 3	SF: 1 SAC: 0 DP: 1 HBP: 0	WP: 1 PB: 0 SB: 0 CS: 0	PA: 42
PITCHER	IP WLS BF H R ER SO BB IBB HBP BLK WP HR S P ERA WHIP																			
40 Rich Harden, R (1, 1) ERA: 3.98	4.1 L 24 7 7 7 1 2 0 0 0 0 0 2 16 27 14.54 2.077																			
58 Justin Duchschere, R (5, 1) ERA: 3.38	1.2 8 2 3 3 0 1 0 0 0 0 0 2 16 27 16.20 1.800																			
Ricardo Rincon, L (7, 1) ERA: 0.68	0.1 5 1 3 1 0 2 0 0 0 0 1 0 16 27 27.00 9.000																			
Chris Hammond, L (7, 1) ERA: 3.12	0.2 2 0 0 0 0 0 0 0 0 0 0 0 5 6 0.00 0.000																			
Chad Bradford, R (8, 1) ERA: 4.33	1.0 3 0 0 0 0 0 0 0 0 0 0 0 7 12 0.00 0.000																			

AB	36
R	5
H	10
RBI	5
BB	6
SO	7
LOB	31



AB	36
R	13
H	10
RBI	12
BB	5
SO	1
LOB	16



Batter	1	2	3	4	5	6	7	8	9	AB	R	H	RBI	BB	SO	LOB	TOP					
3 Reed Johnson, R OBP: 0.328, SLG: 0.391	G1-3		G6-3			P6				4	0	1	0	0	0	0	Toronto Blue Jays @ Anaheim Angels Angel Stadium of Anaheim, Anaheim, CA Tue Sep 07 2004, 7:05 PM PDT Att: 36,277 - Sunny - 83 F					
Orlando Hudson, S OBP: 0.347, SLG: 0.443	L5				PO	E9		K		4	0	1	0	0	1	0						
10 Vernon Wells, R OBP: 0.333, SLG: 0.446	F8					G5-3		G5-3		4	0	1	0	0	0	1						
Carlos Delgado, L OBP: 0.357, SLG: 0.509			P6			K		G5-3		4	0	1	0	0	1	3						
15 Alex Rios, R OBP: 0.335, SLG: 0.405						F8			G1-3	4	0	0	0	0	2	2						
Eric Hinske, L OBP: 0.321, SLG: 0.394	F8								F9	4	1	1	0	0	1	1						
9 Gregg Zaun, S OBP: 0.384, SLG: 0.409					G1-3					2	1	1	2	2	0	0						
Gabe Gross, L OBP: 0.322, SLG: 0.329										4	0	0	0	0	3	3						
8 Russ Adams, L OBP: 0.333, SLG: 0.667			G3			P6				3	0	0	0	0	1	0						
Inning Stats	R: 0 E: 0 K: 0 S: 12	H: 0 LOB: 0 BB: 0 P: 17	R: 0 E: 0 K: 2 S: 11	H: 1 LOB: 2 BB: 1 P: 20	R: 0 E: 0 K: 0 S: 13	H: 2 LOB: 2 BB: 0 P: 18	R: 0 E: 0 K: 2 S: 8	H: 0 LOB: 0 BB: 0 P: 12	R: 0 E: 0 K: 1 S: 9	H: 1 LOB: 0 BB: 0 P: 15	R: 0 E: 1 K: 1 S: 11	H: 0 LOB: 1 BB: 0 P: 15	R: 2 E: 0 K: 1 S: 12	H: 2 LOB: 0 BB: 0 P: 17	R: 0 E: 0 K: 1 S: 10	H: 0 LOB: 0 BB: 1 P: 15	R: 0 E: 0 K: 1 S: 7	H: 0 LOB: 1 BB: 1 P: 12	1B: 5 2B: 0 3B: 0 HR: 1	SF: 0 SAC: 0 DP: 0 HBP: 0	WP: 0 PB: 0 SB: 1 CS: 0	PA: 36
PITCHER	IP	WLS	BF	H	R	ER	SO	BB	IBB	HBP	BLK	WP	HR	S	P	ERA	WHIP					
40 Bartolo Colon, R ERA: 5.33	(1, 1)	7.0	W	28	6	2	2	7	1	0	0	0	0	1	76	114	2.57	1.000				
Francisco Rodriguez, R ERA: 1.71	(8, 1)	1.0	H	3	0	0	0	1	0	0	0	0	0	10	15	0.00	0.000					
Troy Percival, R ERA: 3.24	(9, 1)	1.0	S	4	0	0	0	1	1	0	0	0	0	7	12	0.00	1.000					

AB	33
R	2
H	6
RBI	2
BB	2
SO	9
LOB	10



Batter	1	2	3	4	5	6	7	8	9	AB	R	H	RBI	BB	SO	LOB	BOTTOM				
David Eckstein, R OBP: 0.343, SLG: 0.338	F7			G3	L6		G5-3			4	1	1	0	0	0	0	Toronto Blue Jays @ Anaheim Angels Angel Stadium of Anaheim, Anaheim, CA Tue Sep 07 2004, 7:05 PM PDT Att: 36,277 - Sunny - 83 F				
Darin Erstad, L OBP: 0.395, SLG: 0.428	G4-3			G3						3	0	1	0	1	0	1					
27 Vladimir Guerrero, R OBP: 0.380, SLG: 0.559	G5-3									4	1	1	1	0	0	2					
16 Garret Anderson, L OBP: 0.362, SLG: 0.474										4	1	2	1	0	0	1					
Troy Glaus, R OBP: 0.376, SLG: 0.659	F8									4	0	1	0	0	0	1					
Jose Guillen, R OBP: 0.359, SLG: 0.516	G4-3									4	0	1	0	0	0	1					
Adam Kennedy, L OBP: 0.344, SLG: 0.394										4	1	2	0	0	1	1					
Bengie Molina, R OBP: 0.312, SLG: 0.436										3	0	1	0	0	0	1					
9 Chone Figgins, S OBP: 0.348, SLG: 0.419										3	1	1	2	0	0	2					
Inning Stats	R: 0 E: 0 K: 0 S: 8	H: 0 LOB: 0 BB: 0 P: 11	R: 0 E: 0 K: 0 S: 5	H: 0 LOB: 0 BB: 0 P: 7	R: 0 E: 0 K: 0 S: 9	H: 0 LOB: 0 BB: 0 P: 14	R: 2 E: 1 K: 0 S: 14	H: 3 LOB: 1 BB: 0 P: 16	R: 2 E: 0 K: 0 S: 10	H: 3 LOB: 1 BB: 0 P: 14	R: 1 E: 0 K: 0 S: 12	H: 3 LOB: 2 BB: 0 P: 18	R: 0 E: 0 K: 0 S: 5	H: 0 LOB: 0 BB: 1 P: 14	R: 0 E: 0 K: 1 S: 6	H: 2 LOB: 1 BB: 0 P: 8	1B: 8 2B: 1 3B: 0 HR: 2	SF: 0 SAC: 0 DP: 1 HBP: 0	WP: 0 PB: 0 SB: 1 CS: 1	PA: 34	
PITCHER	IP	WLS	BF	H	R	ER	SO	BB	IBB	HBP	BLK	WP	HR	S	P	ERA	WHIP				
Dave Bush, R ERA: 3.88	(1, 1)	5.2	L	26	9	5	4	0	0	0	0	0	0	55	75	6.35	1.588				
Sean Dougllass, R ERA: 6.28	(6, 1)	2.1		8	2	0	0	1	1	0	0	0	0	14	27	0.00	1.286				

AB	33
R	5
H	11
RBI	4
BB	1
SO	1
LOB	10



Batter	1	2	3	4	5	6	7	8	9	AB	R	H	RBI	BB	SO	LOB	TOP			
3 Reed Johnson, R OBP: 0.325, SLG: 0.387										4	0	0	0	0	2	1	Toronto Blue Jays @ Anaheim Angels Angel Stadium of Anaheim, Anaheim, CA Wed Sep 08 2004, 7:05 PM PDT Att: 36,905 - Sunny - 76 F			
Orlando Hudson, S OBP: 0.346, SLG: 0.444										3	1	1	0	1	1	0				
10 Vernon Wells, R OBP: 0.331, SLG: 0.442										4	0	0	0	0	1	2				
Carlos Delgado, L OBP: 0.356, SLG: 0.509										4	0	1	1	0	2	0				
15 Alex Rios, R OBP: 0.332, SLG: 0.400										4	0	0	0	0	2	1				
Eric Hinske, L OBP: 0.320, SLG: 0.392										3	0	0	0	0	1	0				
9 Gregg Zaun, S OBP: 0.383, SLG: 0.408										3	0	1	0	0	2	0				
Gabe Gross, L OBP: 0.323, SLG: 0.329										3	0	1	0	0	2	1				
8 Russ Adams, L OBP: 0.333, SLG: 0.583										3	0	1	0	0	1	1				
Inning Stats	R: 1 H: 2 E: 0 K: 1 S: 13	H: 2 LOB: 1 BB: 0 P: 21	R: 0 H: 1 E: 0 K: 1 S: 8	H: 1 LOB: 1 BB: 0 P: 15	R: 0 H: 0 E: 0 K: 1 S: 9	H: 0 LOB: 0 BB: 1 P: 18	R: 0 H: 0 E: 0 K: 2 S: 8	H: 1 LOB: 1 BB: 0 P: 16	R: 0 H: 0 E: 0 K: 2 S: 7	H: 0 LOB: 0 BB: 8 P: 8	R: 0 H: 1 E: 0 K: 2 S: 10	H: 1 LOB: 1 BB: 0 P: 15	R: 0 H: 0 E: 0 K: 1 S: 7	H: 0 LOB: 0 BB: 10 P: 10	R: 0 H: 0 E: 0 K: 2 S: 7	H: 0 LOB: 0 BB: 9 P: 9	1B: 3 2B: 3 3B: 0 HR: 0	SF: 0 SAC: 0 DP: 1 HBP: 0	WP: 1 PB: 0 SB: 1 CS: 0	PA: 32
PITCHER	IP WLS BF H R ER SO BB IBB HBP BLK WP HR S P ERA WHIP																			
45 Kelvin Escobar, R ERA: 3.97	(1, 1) 8.0 L 29 5 1 1 12 1 0 0 0 1 0 74 115 1.12 0.750																			
Brendan Donnelly, R ERA: 3.26	(9, 1) 1.0 S 3 0 0 0 2 0 0 0 0 0 0 7 9 0.00 0.000																			

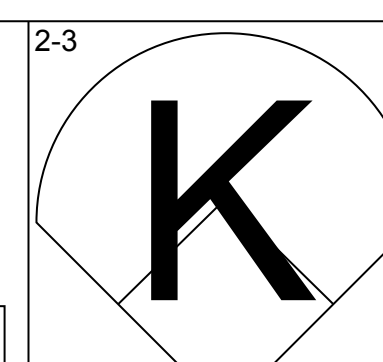
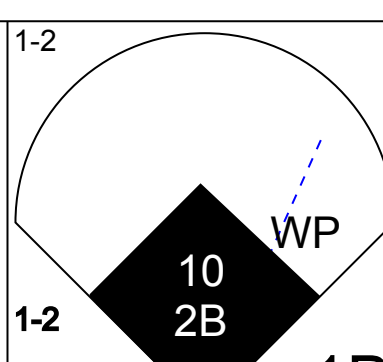
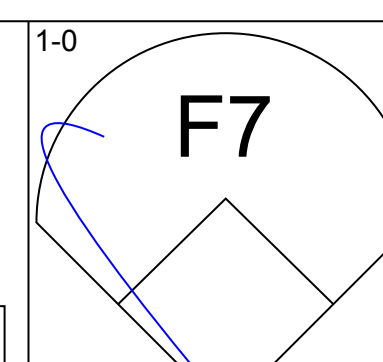
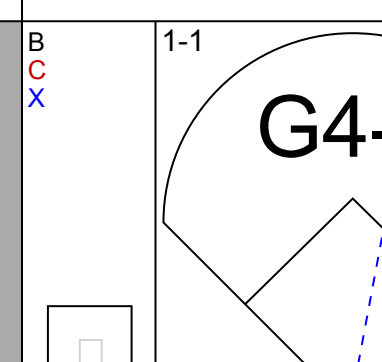
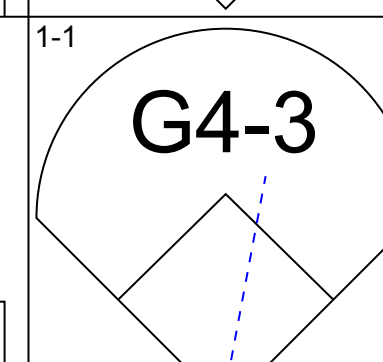
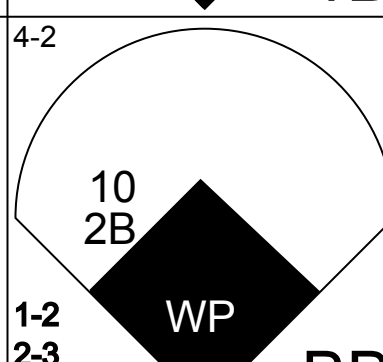
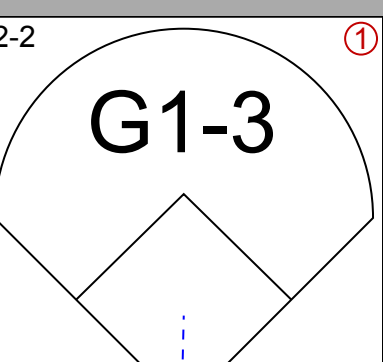
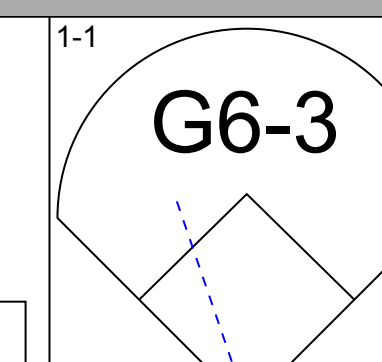
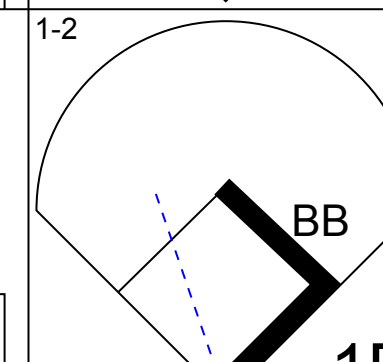
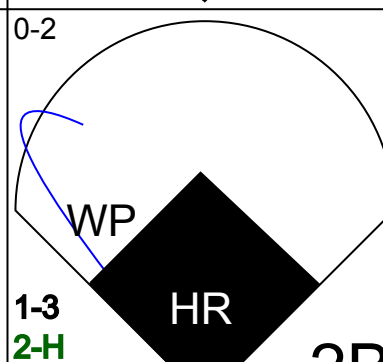
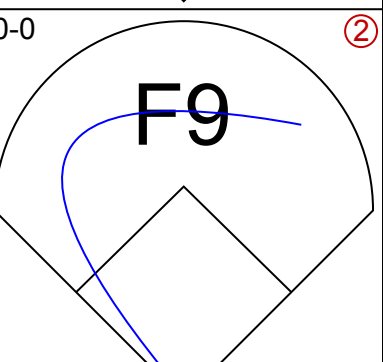
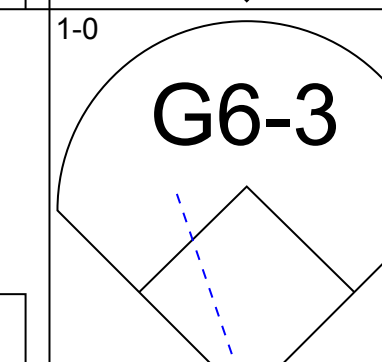
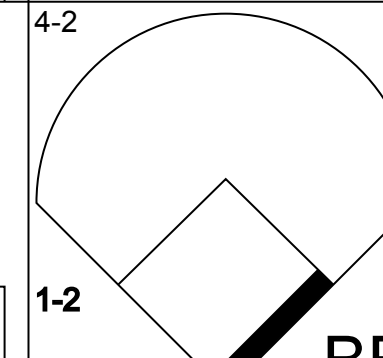
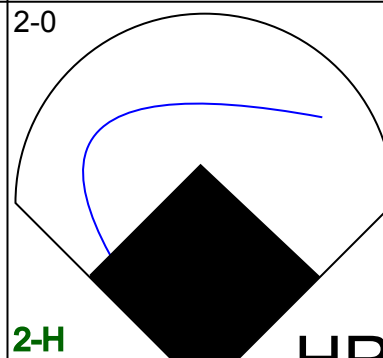
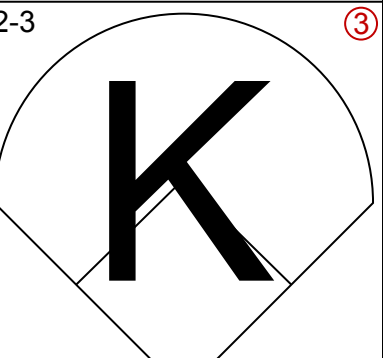
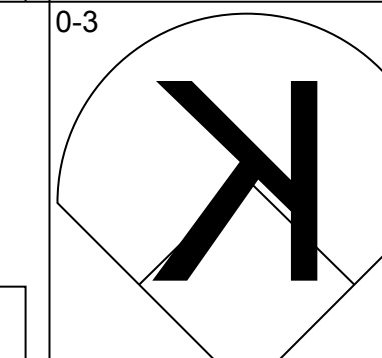
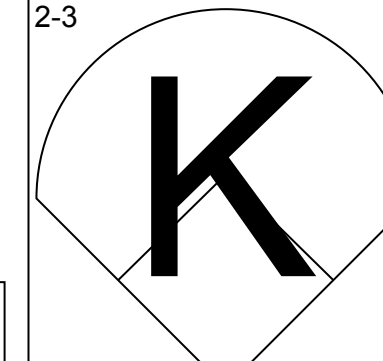
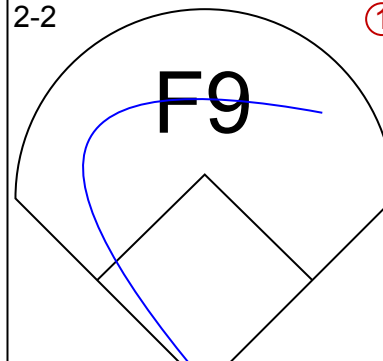
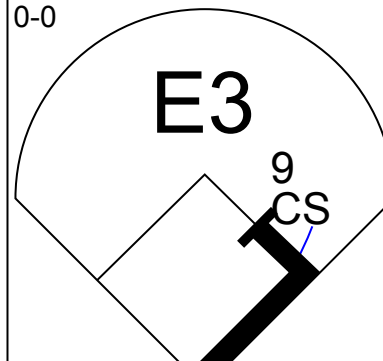
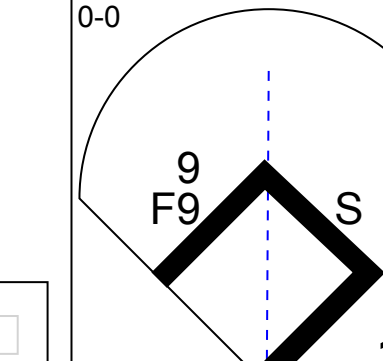
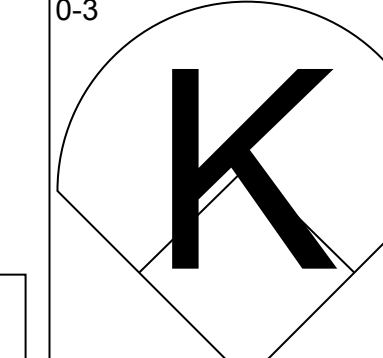

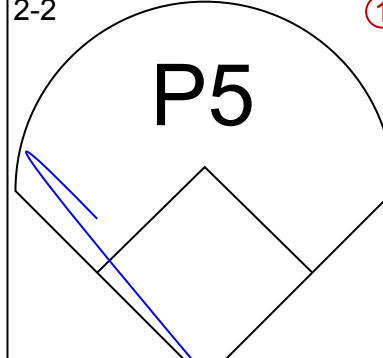
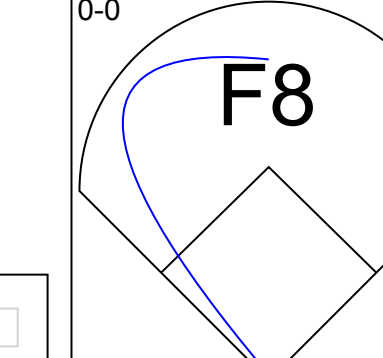
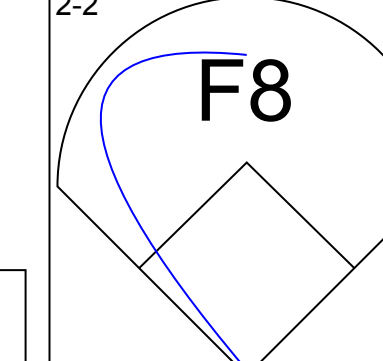
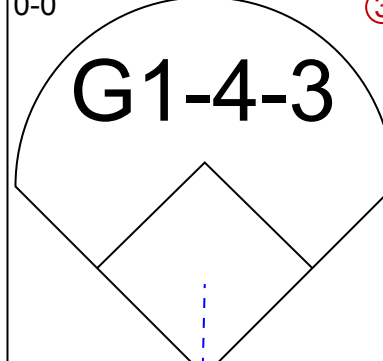
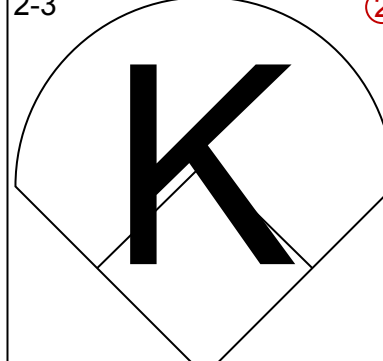
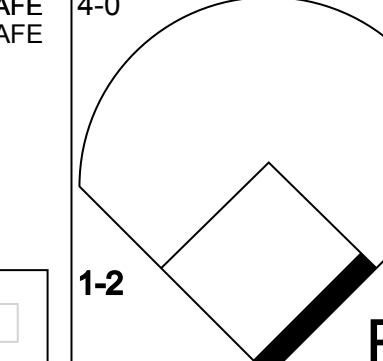
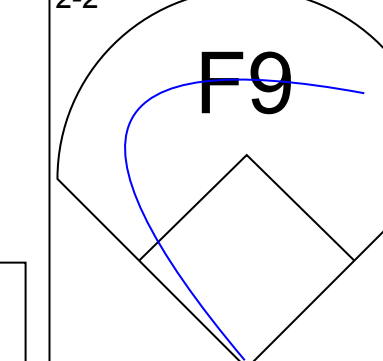
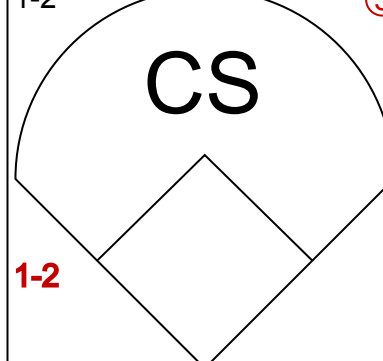
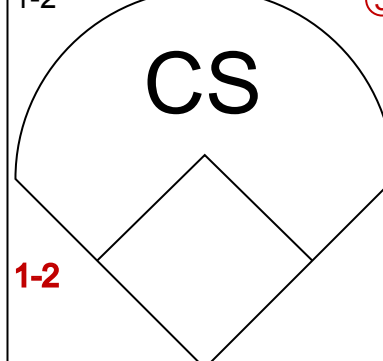
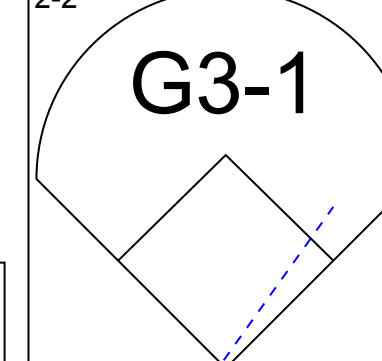

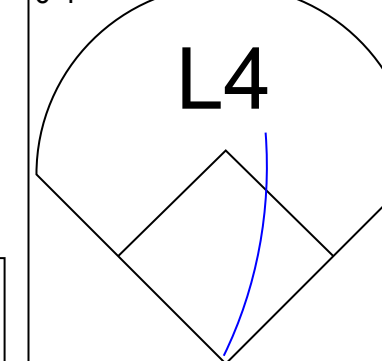
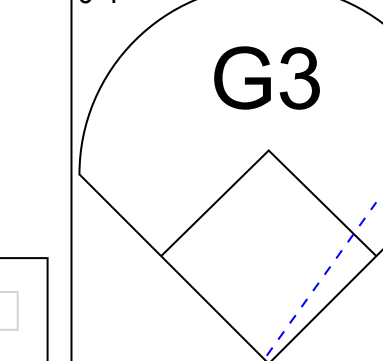
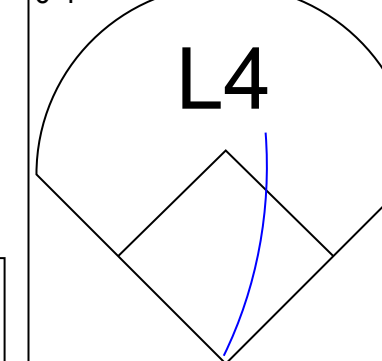
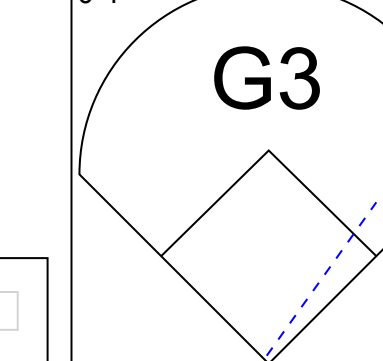
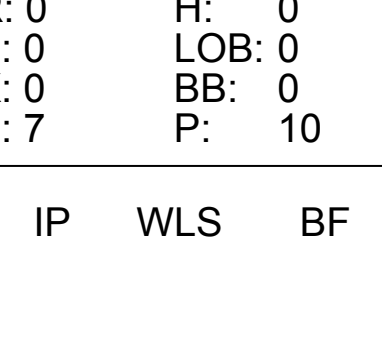
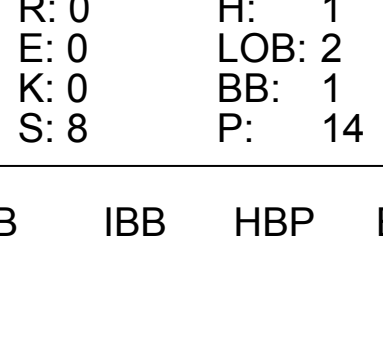
AB	31
R	1
H	5
RBI	1
BB	1
SO	14
LOB	6



Batter	1	2	3	4	5	6	7	8	9	AB	R	H	RBI	BB	SO	LOB	BOTTOM			
David Eckstein, R OBP: 0.341, SLG: 0.335										4	0	0	0	0	0	0	Toronto Blue Jays @ Anaheim Angels Angel Stadium of Anaheim, Anaheim, CA Wed Sep 08 2004, 7:05 PM PDT Att: 36,905 - Sunny - 76 F			
Darin Erstad, L OBP: 0.382, SLG: 0.423									4	0	0	0	0	0	0					
27 Vladimir Guerrero, R OBP: 0.379, SLG: 0.556										3	0	1	0	0	0					
16 Garret Anderson, L OBP: 0.360, SLG: 0.470										3	0	0	0	0	1	1				
Troy Glaus, R OBP: 0.375, SLG: 0.650										2	0	0	0	1	0	0				
Jose Guillen, R OBP: 0.357, SLG: 0.513										3	0	0	0	0	0	1				
Adam Kennedy, L OBP: 0.344, SLG: 0.393										3	0	1	0	0	2	1				
Bengie Molina, R OBP: 0.308, SLG: 0.432										3	0	0	0	0	0	2				
9 Chone Figgins, S OBP: 0.346, SLG: 0.417										3	0	0	0	0	0	0				
Inning Stats	R: 0 H: 0 E: 0 K: 0 S: 5	H: 0 LOB: 0 BB: 0 P: 10	R: 0 H: 0 E: 0 K: 1 S: 8	H: 0 LOB: 0 BB: 0 P: 12	R: 0 H: 0 E: 0 K: 1 S: 6	H: 1 LOB: 1 BB: 0 P: 10	R: 0 H: 1 E: 0 K: 1 S: 7	H: 0 LOB: 1 BB: 1 P: 16	R: 0 H: 0 E: 0 K: 0 S: 6	H: 0 LOB: 0 BB: 0 P: 9	R: 0 H: 0 E: 0 K: 0 S: 7	H: 0 LOB: 0 BB: 0 P: 12	R: 0 H: 1 E: 0 K: 0 S: 8	H: 1 LOB: 0 BB: 0 P: 13	R: 0 H: 0 E: 0 K: 0 S: 8	H: 0 LOB: 0 BB: 0 P: 13	1B: 2 2B: 0 3B: 0 HR: 0	SF: 0 SAC: 0 DP: 0 HBP: 0	WP: 1 PB: 0 SB: 1 CS: 1	PA: 30
PITCHER	IP WLS BF H R ER SO BB IBB HBP BLK WP HR S P ERA WHIP																			
Justin Miller, R ERA: 5.04	(1, 1) 8.0 W 26 2 0 0 3 1 0 0 0 1 0 54 94 0.00 0.375																			
Justin Speier, R ERA: 3.86	(9, 1) 1.0 S 3 0 0 0 0 0 0 0 0 0 0 8 13 0.00 0.000																			

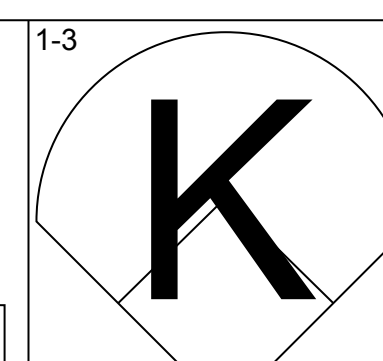
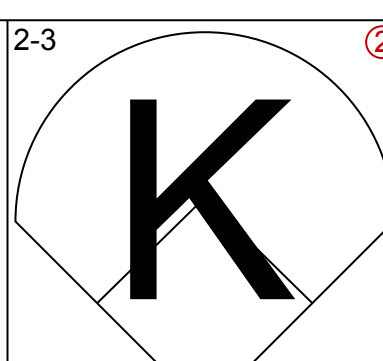
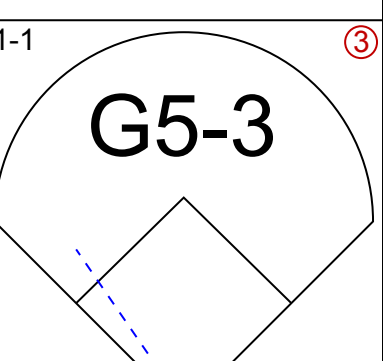
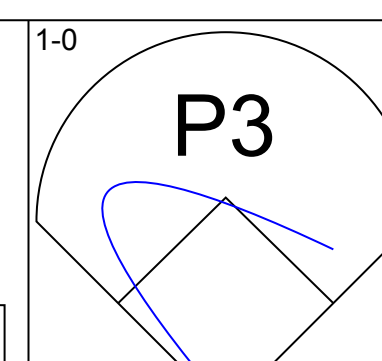
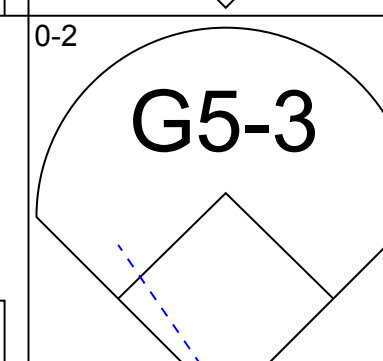
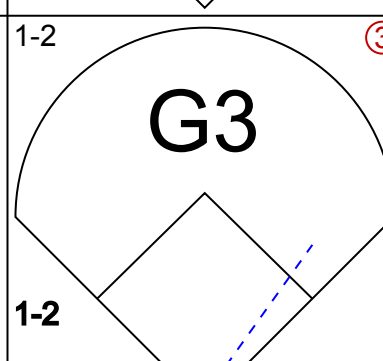
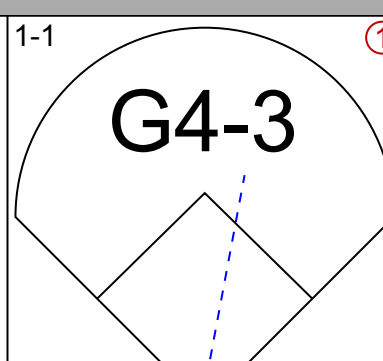
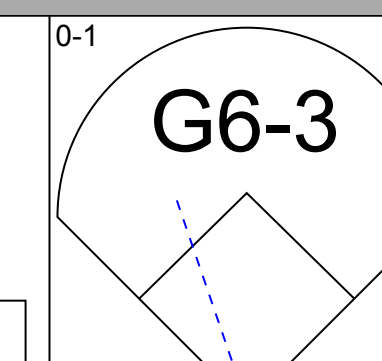
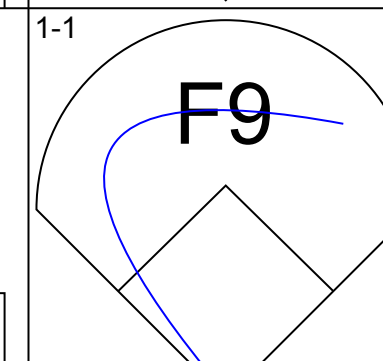
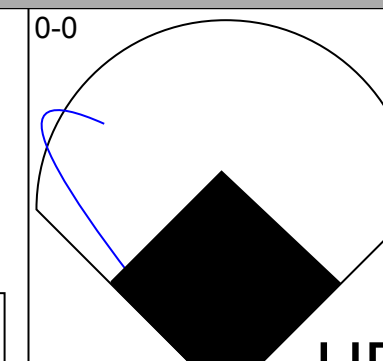
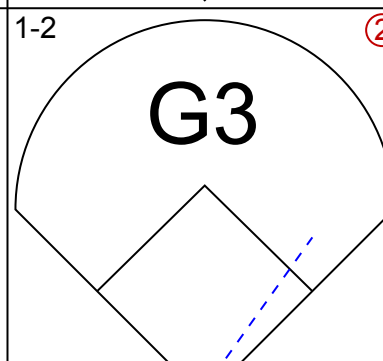
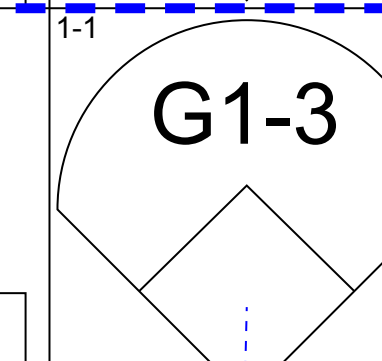
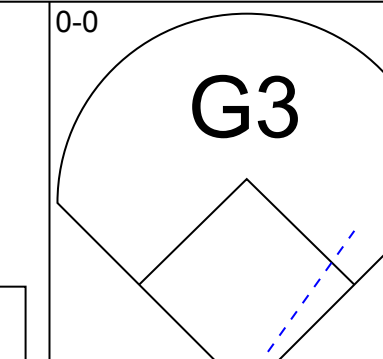
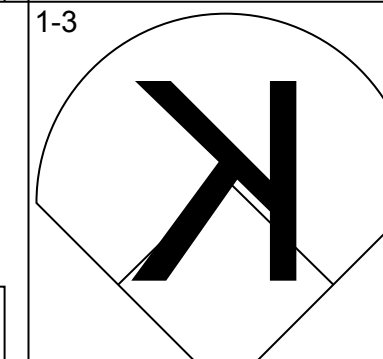
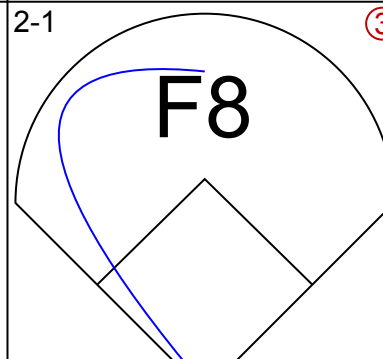
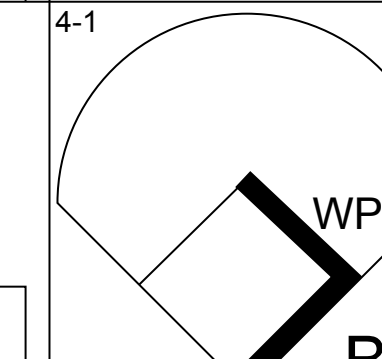
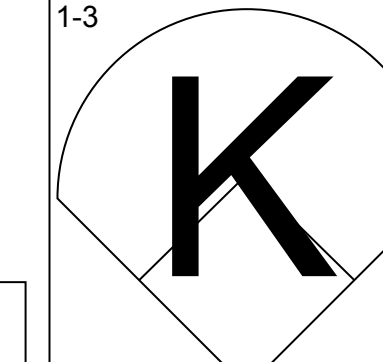
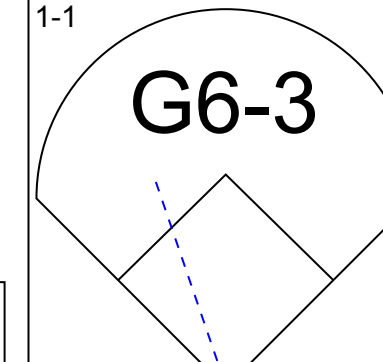
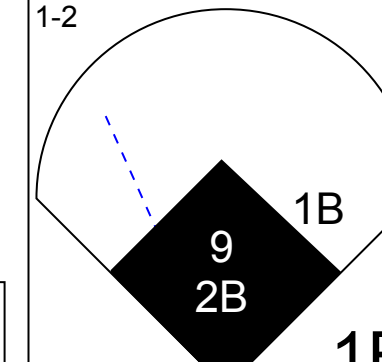

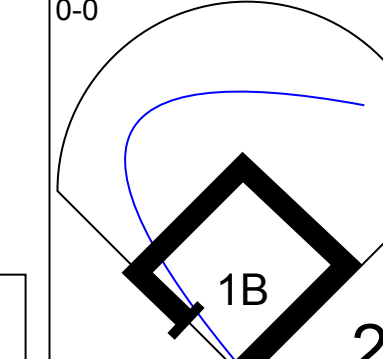
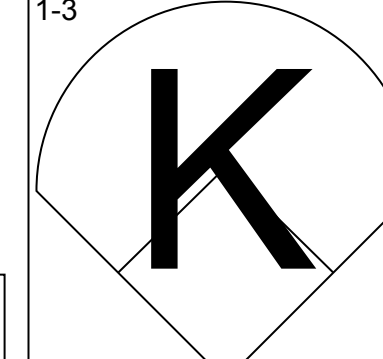
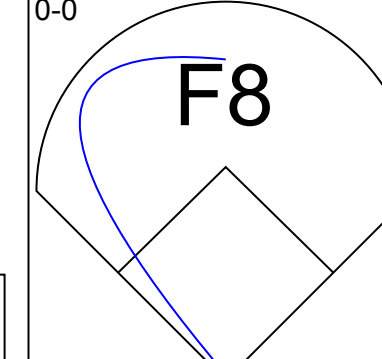
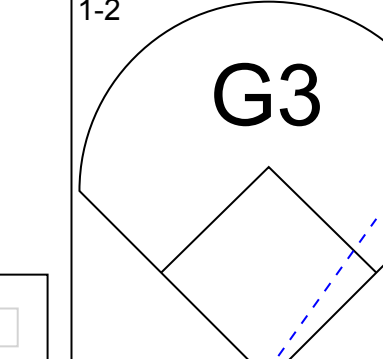
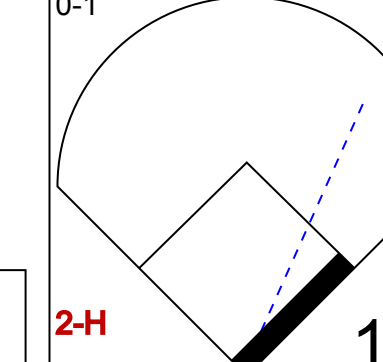
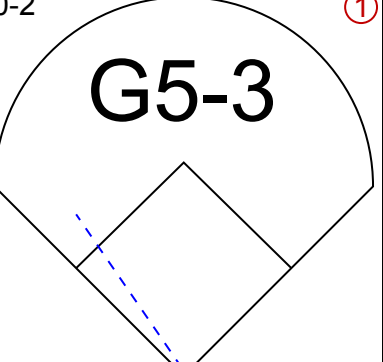
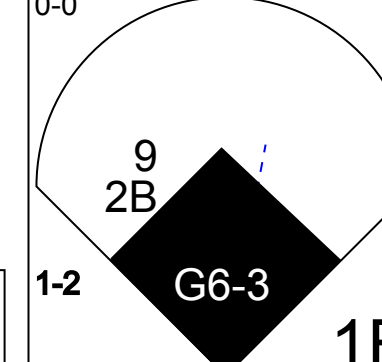
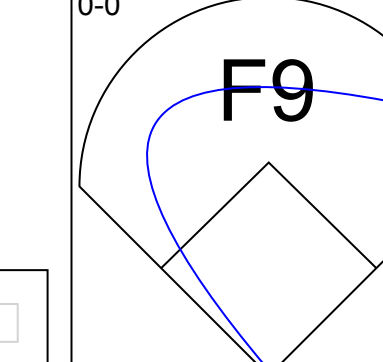
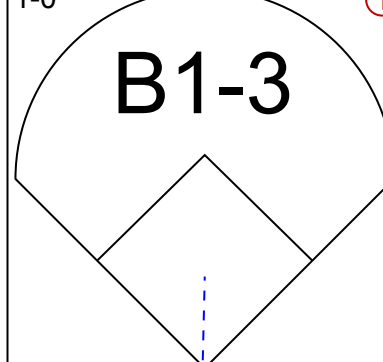
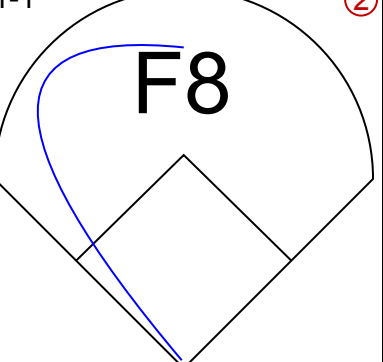
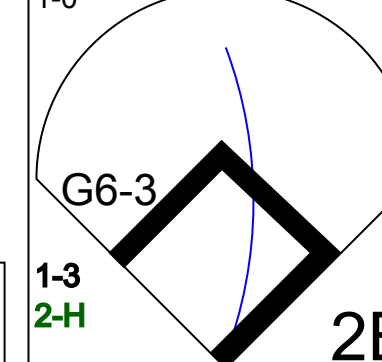
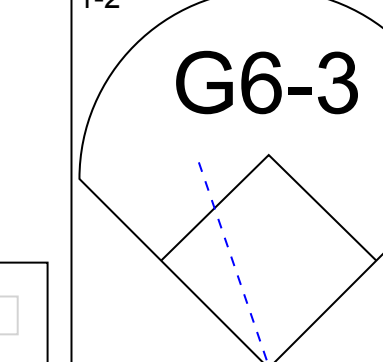
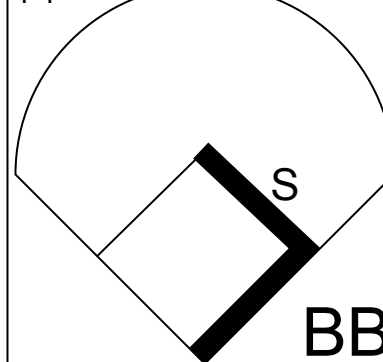
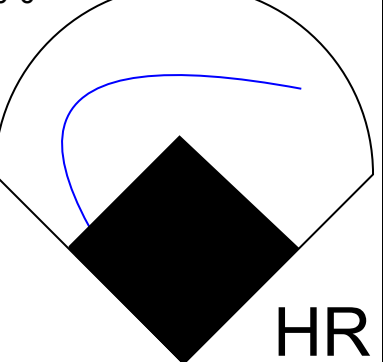
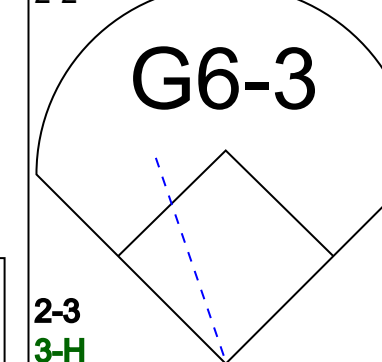
AB	28
R	0
H	2
RBI	0
BB	1
SO	3
LOB	5



Batter	1	2	3	4	5	6	7	8	9	AB	R	H	RBI	BB	SO	LOB	TOP			
3 Reed Johnson, R OBP: 0.325, SLG: 0.386										4	1	1	0	0	1	0	Toronto Blue Jays @ Anaheim Angels Angel Stadium of Anaheim, Anaheim, CA Thu Sep 09 2004, 7:05 PM PDT Att: 37,514 - Cloudy - 79 F			
Orlando Hudson, S OBP: 0.347, SLG: 0.441										3	1	0	0	1	0					
10 Vernon Wells, R OBP: 0.332, SLG: 0.445										4	1	2	2	0	0					
Carlos Delgado, L OBP: 0.357, SLG: 0.516										3	1	1	2	1	2	0				
15 Alex Rios, R OBP: 0.331, SLG: 0.398										4	0	1	0	0	1	2				
Eric Hinske, L OBP: 0.317, SLG: 0.389										4	0	0	0	0	1	2				
Frank Menechino, R OBP: 0.385, SLG: 0.468										3	0	0	0	0	1	1				
Gabe Gross, L OBP: 0.330, SLG: 0.329										0	0	0	0	1	0	0				
9 Gregg Zaun, S OBP: 0.379, SLG: 0.403										4	0	0	0	0	0	2				
Chris Gomez, R OBP: 0.332, SLG: 0.333										4	1	1	0	0	0	2				
Inning Stats	R: 0 E: 0 K: 2 S: 16	H: 1 LOB: 2 BB: 1 P: 26	R: 0 E: 0 K: 1 S: 10	H: 0 LOB: 0 BB: 0 P: 14	R: 5 E: 0 K: 0 S: 15	H: 4 LOB: 0 BB: 1 P: 24	R: 0 E: 0 K: 0 S: 4	H: 0 LOB: 0 BB: 0 P: 7	R: 0 E: 0 K: 1 S: 8	H: 0 LOB: 0 BB: 0 P: 12	R: 0 E: 0 K: 1 S: 10	H: 0 LOB: 0 BB: 0 P: 15	R: 0 E: 0 K: 0 S: 7	H: 0 LOB: 0 BB: 0 P: 10	R: 0 E: 0 K: 1 S: 6	H: 1 LOB: 2 BB: 1 P: 8	1B: 4 2B: 1 3B: 0 HR: 1	SF: 0 SAC: 0 DP: 0 HBP: 0	WP: 2 PB: 0 SB: 1 CS: 1	PA: 37
PITCHER	IP WLS BF H R ER SO BB IBB HBP BLK WP HR S P ERA WHIP																			
Jarrod Washburn, L ERA: 4.84	(1, 1) 6.0 L 25 5 5 5 5 2 0 0 0 0 2 1 63 98 7.50 1.167																			
62 Scot Shields, R ERA: 3.33	(7, 1) 2.2 10 1 0 0 1 1 0 0 0 0 0 0 19 30 0.00 0.750																			
Brendan Donnelly, R ERA: 9.23	(9, 1) 0.1 1 0 0 0 0 0 0 0 0 0 0 0 2 2 0.00 0.000																			

AB	33
R	5
H	6
RBI	4
BB	3
SO	6
LOB	9



Batter	1	2	3	4	5	6	7	8	9	AB	R	H	RBI	BB	SO	LOB	BOTTOM					
David Eckstein, R OBP: 0.338, SLG: 0.332										4	0	0	0	0	2	2	Toronto Blue Jays @ Anaheim Angels Angel Stadium of Anaheim, Anaheim, CA Thu Sep 09 2004, 7:05 PM PDT Att: 37,514 - Cloudy - 79 F					
Darin Erstad, L OBP: 0.358, SLG: 0.419										4	0	0	0	0	1							
27 Vladimir Guerrero, R OBP: 0.379, SLG: 0.561										4	1	1	1	0	0	0						
16 Garret Anderson, L OBP: 0.359, SLG: 0.466										3	0	0	0	1	1	0						
Troy Glaus, R OBP: 0.372, SLG: 0.639										4	1	1	0	0	1	1						
Jose Guillen, R OBP: 0.357, SLG: 0.513										4	0	1	0	0	1	1						
Bengie Molina, R OBP: 0.311, SLG: 0.433										4	1	2	0	0	0	0						
9 Chone Figgins, S OBP: 0.346, SLG: 0.417										4	0	1	1	0	0	0						
Adam Kennedy, L OBP: 0.346, SLG: 0.400										2	1	1	2	1	0	1						
Inning Stats	R: 0 E: 0 K: 1 S: 9	H: 0 LOB: 0 BB: 0 P: 11	R: 0 E: 0 K: 1 S: 7	H: 2 LOB: 0 BB: 0 P: 8	R: 0 E: 0 K: 1 S: 11	H: 0 LOB: 1 BB: 1 P: 19	R: 1 E: 0 K: 2 S: 9	H: 1 LOB: 0 BB: 0 P: 12	R: 1 E: 0 K: 0 S: 11	H: 1 LOB: 0 BB: 0 P: 13	R: 0 E: 0 K: 0 S: 7	H: 0 LOB: 0 BB: 0 P: 11	R: 2 E: 0 K: 0 S: 10	H: 3 LOB: 1 BB: 0 P: 15	R: 0 E: 0 K: 0 S: 6	H: 0 LOB: 1 BB: 1 P: 12	R: 0 E: 0 K: 0 S: 7	H: 0 LOB: 0 BB: 0 P: 9	1B: 3 2B: 2 3B: 0 HR: 2	SF: 0 SAC: 0 DP: 0 HBP: 0	WP: 1 PB: 0 SB: 1 CS: 0	PA: 35
PITCHER	IP WLS BF H R ER SO BB IBB HBP BLK WP HR S P ERA WHIP																					
Ted Lilly, L ERA: 4.09	(1, 1) 7.1 W 29 7 4 4 5 1 0 0 0 0 1 0 4 10 0.00 1.500																					
54 Jason Frasor, R ERA: 4.09	(8, 1) 0.2 H 3 0 0 0 0 1 0 0 0 0 1 0 4 10 0.00 1.500																					
Justin Speier, R ERA: 3.82	(9, 1) 1.0 S 3 0 0 0 0 0 0 0 0 0 0 0 7 9 0.00 0.000																					

AB	33
R	4
H	7
RBI	4
BB	2
SO	5
LOB	6



Batter	1	2	3	4	5	6	7	8	9	AB	R	H	RBI	BB	SO	LOB	TOP								
8 Russ Adams, L OBP: 0.375, SLG: 0.563	E6 1B		L4			G4-3 1B		G4-3		4	0	2	0	0	0	1	Toronto Blue Jays @ Texas Rangers The Ballpark at Arlington, Arlington, TX Fri Sep 10 2004, 8:05 PM EDT Att: 24,617 - Sunny - 84 F								
Orlando Hudson, S OBP: 0.345, SLG: 0.438 Dave Berg, R OBP: 0.290, SLG: 0.354	K			G4-3		G4-6-3 1B		G4-3		3	0	0	0	0	1	2									
10 Vernon Wells, R OBP: 0.331, SLG: 0.443	2H 1B			L9		G1-3		K		4	0	1	0	0	1	0									
Carlos Delgado, L OBP: 0.359, SLG: 0.524 Chris Gomez, R OBP: 0.334, SLG: 0.335	G3			1B			HR		SF9 15 BB 1B	3	1	2	1	0	0	1									
15 Alex Rios, R OBP: 0.330, SLG: 0.395		G4-3		K					FC6-4 BB	3	0	0	0	1	2	1									
Eric Hinske, L OBP: 0.317, SLG: 0.390	K			G4-3		G4-3 2B		FC6-4 SF9 BB	4	0	1	0	0	1	2										
Gabe Gross, L OBP: 0.327, SLG: 0.318	G4-3			G4-3		G4-3		BB	3	0	0	0	1	0	1										
Guillermo Quiroz, R OBP: 0.250, SLG: 0.200			G3		BB			SF9	2	0	0	1	1	1	1										
Eric Crozier, L OBP: 0.200, SLG: 0.400	K		K		K			8 G4-3 2B	F9	4	1	1	0	0	2	3									
Inning Stats	R: 0 E: 1 K: 1 S: 8	H: 2 LOB: 1 BB: 0 P: 12	R: 0 E: 0 K: 1 S: 6	H: 0 LOB: 0 BB: 0 P: 8	R: 0 E: 0 K: 1 S: 10	H: 0 LOB: 0 BB: 0 P: 15	R: 0 E: 0 K: 1 S: 12	H: 1 LOB: 1 BB: 0 P: 17	R: 0 E: 0 K: 1 S: 6	H: 0 LOB: 1 BB: 1 P: 13	R: 0 E: 0 K: 0 S: 4	H: 1 LOB: 0 BB: 0 P: 4	R: 1 E: 0 K: 2 S: 11	H: 2 LOB: 1 BB: 0 P: 17	R: 1 E: 0 K: 1 S: 8	H: 1 LOB: 0 BB: 2 P: 13	R: 1 E: 0 K: 0 S: 17	H: 1 LOB: 2 BB: 2 P: 30	1B: 5 2B: 2 3B: 0 HR: 1	SF: 1 SAC: 0 DP: 1 HBP: 0	WP: 0 PB: 0 SB: 0 CS: 0	PA: 36			
PITCHER	IP	WLS	BF	H	R	ER	SO	BB	IBB	HBP	BLK	WP	HR	S	P	ERA	WHIP								
Ryan Drese, R ERA: 3.75	7.0	W	26	6	1	1	7	1	0	0	0	0	1	57	86	1.29	1.000								
Erasmio Ramirez, L ERA: 4.2	1.0		4	1	1	1	1	0	0	0	0	0	0	8	13	9.00	1.000								
Jeff Nelson, R ERA: 6.38	1.0		6	1	1	1	0	2	0	0	0	0	0	17	30	9.00	3.000								

Batter	1	2	3	4	5	6	7	8	9	AB	R	H	RBI	BB	SO	LOB	BOTTOM								
Eric Young Sr., R OBP: 0.392, SLG: 0.375	G6-3 1B	1-2 1B		9 WP 2B 1B	G3		G5-3			5	1	2	0	0	0	2	Toronto Blue Jays @ Texas Rangers The Ballpark at Arlington, Arlington, TX Fri Sep 10 2004, 8:05 PM EDT Att: 24,617 - Sunny - 84 F								
9 Hank Blalock, L OBP: 0.351, SLG: 0.501 Herbert Perry, R OBP: 0.307, SLG: 0.366	10 E BB	P6		10 1B	2-3 3H 1B		F9			4	2	2	2	1	0	2									
10 Michael Young, R OBP: 0.353, SLG: 0.475 Andy Fox, L OBP: 0.087, SLG: 0.152	E6 23 WP 2B		23 FC6 1B	23 HR 1B	L9					5	2	4	2	0	0	2									
23 Mark Teixeira, S OBP: 0.356, SLG: 0.544 Manny Alexander, R OBP: 0.176, SLG: 0.235	CS BB		FC6 WP 1B	2H HR	G4-3		F7			4	1	1	2	1	0	4									
David Dellucci, L OBP: 0.356, SLG: 0.490	K		K	G4-3		G4-3		K		5	0	0	0	0	3	3									
Alfonso Soriano, R OBP: 0.321, SLG: 0.472		F9		G6-3	1-2 1B		WP 1B		P4	5	0	2	0	0	0	2									
Laynce Nix, L OBP: 0.299, SLG: 0.456	G3-1			F7	G4-3		K			4	0	0	0	0	1	2									
Kevin Mench, R OBP: 0.331, SLG: 0.552				2-2 HR	0-1 2B 9 1B 1B		K			4	3	3	2	0	1	1									
Rod Barajas, R OBP: 0.271, SLG: 0.470 Ken Huckaby, R OBP: 0.225, SLG: 0.216				1B 9 WP 2B	1-3 2B		K			4	1	3	0	0	1	0									
Inning Stats	R: 2 E: 1 K: 1 S: 9	H: 1 LOB: 2 BB: 2 P: 21	R: 1 E: 0 K: 0 S: 11	H: 3 LOB: 0 BB: 0 P: 16	R: 0 E: 0 K: 1 S: 13	H: 1 LOB: 1 BB: 0 P: 19	R: 6 E: 0 K: 0 S: 26	H: 7 LOB: 1 BB: 0 P: 38	R: 1 E: 0 K: 0 S: 15	H: 3 LOB: 2 BB: 0 P: 22	R: 0 E: 0 K: 2 S: 8	H: 1 LOB: 1 BB: 0 P: 13	R: 0 E: 0 K: 1 S: 7	H: 0 LOB: 0 BB: 0 P: 13	R: 0 E: 0 K: 1 S: 9	H: 1 LOB: 1 BB: 0 P: 11	1B: 10 2B: 5 3B: 0 HR: 3	SF: 0 SAC: 0 DP: 1 HBP: 0	WP: 4 PB: 0 SB: 0 CS: 1	PA: 42					
PITCHER	IP	WLS	BF	H	R	ER	SO	BB	IBB	HBP	BLK	WP	HR	S	P	ERA	WHIP								
Miguel Batista, R ERA: 4.64	3.1	L	21	10	8	7	2	2	0	0	0	0	1	23	33	10.80	3.000								
Bob Fife, R ERA: 5.4	1.2		10	5	2	2	0	0	0	0	0	0	0	15	26	0.00	0.500								
Vinnie Chulk, R ERA: 4.81	2.0		7	1	0	0	3	0	0	0	0	1	0	9	11	0.00	1.000								
Kerry Ligtenberg, R ERA: 6.33	1.0		4	1	0	0	1	0	0	0	0	0	0	9	11	0.00	1.000								

AB	32
R	3
H	8
RBI	3
BB	3
SO	8
LOB	12



AB	40
R	10
H	17
RBI	8
BB	2
SO	6
LOB	18



Batter	1	2	3	4	5	6	7	8	9	AB	R	H	RBI	BB	SO	LOB	TOP										
3 Reed Johnson, R OBP: 0.323, SLG: 0.386	L9		G5-3	G5-3			K		F9	5	1	1	0	0	1	1											
Orlando Hudson, S OBP: 0.345, SLG: 0.445	G5-3		HR	HR			L5		K	5	1	2	2	0	1	0											
10 Vernon Wells, R OBP: 0.332, SLG: 0.448	HR		G5-3				K		L8	4	1	1	1	1	1	0											
Carlos Delgado, L OBP: 0.358, SLG: 0.524	G4-3		15 1B				K		K	4	1	1	0	0	2	2											
15 Alex Rios, R OBP: 0.332, SLG: 0.396							K		K	4	0	2	1	0	1	2											
Frank Menechino, R OBP: 0.381, SLG: 0.460										3	0	0	0	0	1	4											
Eric Hinske, L OBP: 0.318, SLG: 0.397									HR	1	1	1	1	0	0	0											
Chris Woodward, R OBP: 0.280, SLG: 0.350										3	0	1	0	0	2	1											
8 Russ Adams, L OBP: 0.412, SLG: 0.647									HR	1	1	1	0	0	0	0											
Dave Berg, R OBP: 0.285, SLG: 0.347										3	0	0	0	0	1	3											
Gabe Gross, L OBP: 0.327, SLG: 0.318										0	0	0	0	0	0	0											
Chris Gomez, R OBP: 0.336, SLG: 0.347									HR	1	1	1	2	0	0	0											
Guillermo Quiroz, R OBP: 0.250, SLG: 0.214									K	4	0	1	0	0	1	1											
Inning Stats	R: 1 E: 0 K: 0 S: 6	H: 1 LOB: 0 BB: 0 P: 10	R: 0 E: 0 K: 1 S: 14	H: 1 LOB: 1 BB: 0 P: 22	R: 3 E: 0 K: 0 S: 12	H: 5 LOB: 1 BB: 0 P: 19	R: 0 E: 0 K: 2 S: 10	H: 0 LOB: 1 BB: 0 P: 13	R: 0 E: 0 K: 2 S: 15	H: 1 LOB: 2 BB: 1 P: 22	R: 0 E: 0 K: 2 S: 8	H: 0 LOB: 0 BB: 0 P: 11	R: 3 E: 0 K: 3 S: 20	H: 3 LOB: 0 BB: 0 P: 27	R: 0 E: 0 K: 1 S: 10	H: 0 LOB: 0 BB: 0 P: 16	1B: 5 2B: 3 3B: 0 HR: 4	SF: 0 SAC: 0 DP: 1 HBP: 0	WP: 1 PB: 0 SB: 0 CS: 0	PA: 39							
PITCHER	IP	WLS	BF	H	R	ER	SO	BB	IBB	HBP	BLK	WP	HR	S	P	ERA	WHIP										
Kenny Rogers, L ERA: 4.8	6.0		27	9	4	4	5	1	0	0	0	1	2	63	98	6.00	1.667										
50 Frank Francisco, R ERA: 3.1	1.0	H	3	0	0	0	2	0	0	0	0	0	0	8	11	0.00	0.000										
Carlos Almanzar, R ERA: 0.99	0.2	H	4	2	2	2	2	0	0	0	0	0	1	14	18	27.00	3.000										
32 Ron Mahay, L ERA: 2.47	0.1	W	2	1	1	1	1	0	0	0	0	0	1	6	9	27.00	3.000										
Francisco Cordero, R ERA: 1.94	1.0	S	3	0	0	0	1	0	0	0	0	0	0	10	16	0.00	0.000										

Toronto Blue Jays @ Texas Rangers
The Ballpark at Arlington, Arlington, TX
Sat Sep 11 2004, 8:05 PM EDT
Att: 40,587 - Sunny - 87 F

AB	38
R	7
H	12
RBI	7
BB	1
SO	11
LOB	14





Batter	1	2	3	4	5	6	7	8	9	AB	R	H	RBI	BB	SO	LOB	BOTTOM										
Alfonso Soriano, R OBP: 0.322, SLG: 0.470	L5		K				F8			4	0	1	0	1	1	2											
9 Hank Blalock, L OBP: 0.352, SLG: 0.500	HR		P5						K	5	1	2	2	0	1	1											
10 Michael Young, R OBP: 0.353, SLG: 0.474	HR		BB				F9		G3-1	5	1	2	0	0	0	3											
23 Mark Teixeira, S OBP: 0.360, SLG: 0.550	HR		BB				F8		G4-3	2	2	1	3	3	0	0											
Kevin Mench, R OBP: 0.334, SLG: 0.555	G4-3		BB				L5		1B	4	2	2	0	1	0	2											
David Dellucci, L OBP: 0.357, SLG: 0.486	G3-1		K				K		1B	4	2	1	1	1	2	3											
Brian Jordan, R OBP: 0.288, SLG: 0.379										5	1	2	1	0	1	2											
Layne Nix, L OBP: 0.300, SLG: 0.452	G4-3		L8						G6-3	3	1	0	0	2	0	1											
Rod Barajas, R OBP: 0.271, SLG: 0.467	G1-3		G4-3							4	0	1	2	0	0	2											
Inning Stats	R: 3 E: 0 K: 0 S: 13	H: 3 LOB: 0 BB: 0 P: 23	R: 0 E: 0 K: 0 S: 9	H: 0 LOB: 0 BB: 0 P: 15	R: 0 E: 0 K: 2 S: 14	H: 1 LOB: 3 BB: 2 P: 30	R: 0 E: 0 K: 0 S: 9	H: 0 LOB: 0 BB: 0 P: 10	R: 0 E: 1 K: 1 S: 7	H: 1 LOB: 2 BB: 1 P: 14	R: 2 E: 0 K: 1 S: 14	H: 2 LOB: 2 BB: 2 P: 30	R: 2 E: 0 K: 1 S: 14	H: 2 LOB: 2 BB: 2 P: 29	R: 3 E: 0 K: 1 S: 16	H: 3 LOB: 1 BB: 1 P: 27	1B: 10 2B: 1 3B: 0 HR: 1	SF: 0 SAC: 0 DP: 0 HBP: 0	WP: 1 PB: 0 SB: 0 CS: 0	PA: 44							
PITCHER	IP	WLS	BF	H	R	ER	SO	BB	IBB	HBP	BLK	WP	HR	S	P	ERA	WHIP										
Ryan Glynn, R ERA: 4.5	5.0		23	3	3	3	2	2	1	0	0	0	0	14	30	18.00	4.000										
Kevin Frederick, R ERA: 5.81	1.0	B	7	2	2	2	1	2	0	0	0	0	0	14	30	18.00	4.000										
Sean Douglass, R ERA: 6.67	1.0		7	2	2	2	1	1	1	0	0	1	0	14	29	18.00	3.000										
54 Jason Frasor, R ERA: 4.45	1.0	L	7	3	3	3	1	1	0	0	1	0	0	16	27	27.00	4.000										

Toronto Blue Jays @ Texas Rangers
The Ballpark at Arlington, Arlington, TX
Sat Sep 11 2004, 8:05 PM EDT
Att: 40,587 - Sunny - 87 F

AB	36
R	10
H	12
RBI	9
BB	8
SO	5
LOB	16



Batter	1	2	3	4	5	6	7	8	9	AB	R	H	RBI	BB	SO	LOB	TOP										
3 Reed Johnson, R OBP: 0.324, SLG: 0.387 (1, 9)	P6	2B			B1-3		1B		K	5	1	2	1	0	1	1	<p>Toronto Blue Jays @ Texas Rangers The Ballpark at Arlington, Arlington, TX Sun Sep 12 2004, 2:05 PM EDT Att: 20,434 - Sunny - 88 F</p> <p>livebaseballscorecards.com</p> <p>AB 37 R 6 H 12 RBI 6 BB 1 SO 12 LOB 12</p> 										
Orlando Hudson, S OBP: 0.344, SLG: 0.444 (1, 4)	G3	1B			F7		L7		K	5	0	1	1	0	1	2											
10 Vernon Wells, R OBP: 0.331, SLG: 0.446 (1, 8)	K	K			2B		F8			4	1	1	0	0	2	2											
Carlos Delgado, L OBP: 0.362, SLG: 0.537 (1, 10)		HR			F9				15 CS	4	1	3	2	0	0	0											
Eric Hinske, L OBP: 0.318, SLG: 0.396 (1, 5)	G3				K				1B	4	0	1	0	0	2	1											
9 Gregg Zaun, S OBP: 0.377, SLG: 0.401 (1, 2)	G1-3	1B			L9				K	4	1	1	0	0	2	2											
Gabe Gross, L OBP: 0.317, SLG: 0.307 (8, PH)	G1-3				F8				K	3	0	0	0	0	1	1											
15 Alex Rios, R OBP: 0.331, SLG: 0.395 (8, 9)	1-2								K	1	0	0	0	0	1	2											
Eric Crozier, L OBP: 0.333, SLG: 0.500 (1, 3)	2B				G4-6-3				K	3	1	1	1	1	2	0											
8 Russ Adams, L OBP: 0.429, SLG: 0.667 (1, 6)	1B	2B			G4-6-3				G3	4	1	2	1	0	0	1											
Inning Stats	R: 0 E: 0 K: 1 S: 7	H: 0 LOB: 0 BB: 0 P: 9	R: 5 E: 0 K: 1 S: 18	H: 6 LOB: 1 BB: 0 P: 26	R: 0 E: 0 K: 1 S: 9	H: 0 LOB: 0 BB: 0 P: 13	R: 0 E: 0 K: 0 S: 9	H: 0 LOB: 0 BB: 1 P: 17	R: 1 E: 0 K: 1 S: 11	H: 2 LOB: 1 BB: 0 P: 17	R: 0 E: 0 K: 3 S: 10	H: 0 LOB: 0 BB: 0 P: 17	R: 0 E: 0 K: 0 S: 10	H: 1 LOB: 1 BB: 0 P: 14	R: 0 E: 0 K: 2 S: 9	H: 2 LOB: 2 BB: 0 P: 15	R: 0 E: 0 K: 3 S: 13	H: 1 LOB: 1 BB: 0 P: 19	1B: 7 2B: 5 3B: 0 HR: 1	SF: 0 SAC: 0 DP: 2 HBP: 0	WP: 0 PB: 0 SB: 0 CS: 1	PA: 38					
PITCHER	IP	WLS	BF	H	R	ER	SO	BB	IBB	HBP	BLK	WP	HR	S	P	ERA	WHIP										
Chan Ho Park, R ERA: 5.72	(1, 1)	4.2	22	8	6	6	3	1	0	0	0	0	1	50	77	11.57	1.929										
Michael Tejera, L ERA: 12.71	(5, 1)	1.2	5	0	0	0	4	0	0	0	0	0	0	17	27	0.00	0.000										
Jeff Nelson, R ERA: 6.16	(7, 1)	0.2	3	1	0	0	0	0	0	0	0	0	0	7	9	0.00	1.500										
Brian Shouse, L ERA: 2.63	(8, 1)	0.1	3	2	0	0	1	0	0	0	0	0	0	6	9	0.00	6.000										
Doug Brocail, R ERA: 5.27	(8, 1)	0.2	W	1	0	0	1	0	0	0	0	0	0	3	6	0.00	0.000										
Francisco Cordero, R ERA: 1.91	(9, 1)	1.0	S	4	1	0	3	0	0	0	0	0	0	13	19	0.00	1.000										
Batter	1	2	3	4	5	6	7	8	9	AB	R	H	RBI	BB	SO	LOB	BOTTOM										
Alfonso Soriano, R OBP: 0.321, SLG: 0.470 (1, 4)	G6-3				G5-3					4	0	1	1	0	0	0	<p>Toronto Blue Jays @ Texas Rangers The Ballpark at Arlington, Arlington, TX Sun Sep 12 2004, 2:05 PM EDT Att: 20,434 - Sunny - 88 F</p> <p>livebaseballscorecards.com</p> <p>AB 32 R 7 H 8 RBI 7 BB 2 SO 3 LOB 7</p> 										
9 Hank Blalock, L OBP: 0.353, SLG: 0.499 (1, 5)	10 HR				P5					3	2	1	0	1	0	1											
10 Michael Young, R OBP: 0.355, SLG: 0.478 (1, 6)	23 HR				23 HR					4	2	3	0	0	0	1											
23 Mark Teixeira, S OBP: 0.361, SLG: 0.562 (1, 3)	HR				FC1-6-5					4	2	2	5	0	1	2											
Kevin Mench, R OBP: 0.333, SLG: 0.554 (1, 7)	K				F7					4	0	1	1	0	2	0											
David Dellucci, L OBP: 0.356, SLG: 0.481 (1, 10)	F7				G6-4-3					3	0	0	0	1	0	1											
Brian Jordan, R OBP: 0.280, SLG: 0.369 (1, 9)	G3				G6-4-3					4	0	0	0	0	0	1											
Laynce Nix, L OBP: 0.297, SLG: 0.447 (1, 8)	G6-3				G6-3					3	1	0	0	0	0	0											
Rod Barajas, R OBP: 0.268, SLG: 0.463 (1, 2)	F7				P2					3	0	0	0	0	0	1											
Inning Stats	R: 3 E: 0 K: 1 S: 15	H: 2 LOB: 0 BB: 1 P: 24	R: 0 E: 0 K: 0 S: 5	H: 0 LOB: 0 BB: 0 P: 7	R: 0 E: 0 K: 0 S: 10	H: 1 LOB: 1 BB: 0 P: 13	R: 0 E: 0 K: 0 S: 4	H: 0 LOB: 0 BB: 1 P: 8	R: 0 E: 0 K: 0 S: 6	H: 0 LOB: 0 BB: 0 P: 9	R: 1 E: 0 K: 1 S: 16	H: 2 LOB: 1 BB: 0 P: 20	R: 1 E: 1 K: 0 S: 11	H: 1 LOB: 1 BB: 0 P: 15	R: 2 E: 0 K: 1 S: 12	H: 2 LOB: 0 BB: 0 P: 15		R: 0 E: 0 K: 1 S: 13	H: 1 LOB: 1 BB: 0 P: 19	1B: 3 2B: 3 3B: 0 HR: 2	SF: 0 SAC: 0 DP: 1 HBP: 0	WP: 0 PB: 0 SB: 1 CS: 0	PA: 34				
PITCHER	IP	WLS	BF	H	R	ER	SO	BB	IBB	HBP	BLK	WP	HR	S	P	ERA	WHIP										
Dave Bush, R ERA: 3.99	(1, 1)	7.0	29	6	5	4	2	2	0	0	0	0	1	67	96	5.14	1.143										
Justin Speier, R ERA: 4.04	(8, 1)	1.0	L	5	2	2	1	0	0	0	0	0	1	12	15	18.00	2.000										

Batter	1	2	3	4	5	6	7	8	9	AB	R	H	RBI	BB	SO	LOB	TOP									
1 Brian Roberts, S (1,4) OBP: 0.354, SLG: 0.390	K			K		P1		SF7 3B		5	1	1	2	0	2	2	Baltimore Orioles @ Toronto Blue Jays SkyDome, Toronto, ON Mon Sep 13 2004, 7:05 PM EDT Att: 18,372 - Sunny - 70 F									
David Newhan, L (1,10) OBP: 0.375, SLG: 0.467	P6	K		G4-3			BB	SF7		3	0	0	1	1	1	0										
6 Melvin Mora, R (1,5) OBP: 0.423, SLG: 0.579	10 1B	F9		P4			F9	G6-3		5	1	1	0	0	0	1										
10 Miguel Tejada, R (1,6) OBP: 0.356, SLG: 0.518 Luis Lopez, S (9,PH) OBP: 0.241, SLG: 0.319 Jose Leon, R (9,5) OBP: 0.173, SLG: 0.300	HR	F8			G4-3		K		K	4	1	1	1	0	1	1										
Rafael Palmeiro, L (1,3) OBP: 0.359, SLG: 0.417	HR			G3		F9		G3-1	K	5	1	1	2	0	1	1										
Javy Lopez, R (1,2) OBP: 0.365, SLG: 0.483	BB 31 1B			K					F7	4	2	2	0	1	1	0										
B.J. Surhoff, L (1,7) OBP: 0.355, SLG: 0.403	BB 31 1B				F7			G4-3		3	1	1	0	1	0	2										
31 Jay Gibbons, L (1,9) OBP: 0.292, SLG: 0.355 Darnell McDonald, R (9,9) OBP: 0.241, SLG: 0.222	1B					F9			2B 1 3B	4	1	3	2	0	0	0										
Larry Bigbie, L (1,8) OBP: 0.344, SLG: 0.426				FC3-6		K			1 3B	4	1	2	1	0	1	2										
Inning Stats	R: 5 E: 0 K: 1 S: 23	H: 6 LOB: 2 BB: 1 P: 44	R: 0 E: 0 K: 1 S: 8	H: 0 LOB: 0 BB: 0 P: 15	R: 0 E: 0 K: 1 S: 8	H: 2 LOB: 2 BB: 0 P: 11	R: 0 E: 0 K: 1 S: 7	H: 0 LOB: 0 BB: 0 P: 12	R: 0 E: 0 K: 1 S: 11	H: 0 LOB: 1 BB: 1 P: 20	R: 0 E: 0 K: 1 S: 11	H: 0 LOB: 1 BB: 1 P: 16	R: 0 E: 0 K: 1 S: 8	H: 0 LOB: 1 BB: 1 P: 16	R: 4 E: 0 K: 0 S: 15	H: 4 LOB: 0 BB: 0 P: 23		R: 0 E: 0 K: 2 S: 7	H: 0 LOB: 0 BB: 0 P: 8	1B: 8 2B: 2 3B: 1 HR: 1	SF: 1 SAC: 0 DP: 0 HBP: 0	WP: 0 PB: 0 SB: 1 CS: 0	PA: 42			
PITCHER	IP	WLS	BF	H	R	ER	SO	BB	IBB	HBP	BLK	WP	HR	S	P	ERA	WHIP									
Justin Miller, R (1,1) ERA: 5.57	1.0	L	10	6	5	5	1	1	0	0	0	0	0	1	23	44	45.00	7.000								
Sean Douglass, R (2,1) ERA: 5.71	5.0		18	2	0	0	4	1	0	0	0	0	0	45	74	0.00	0.600									
Kevin Frederick, R (7,1) ERA: 6.83	1.1		9	4	4	4	1	1	0	0	0	0	0	18	31	27.00	3.750									
Bob File, R (8,1) ERA: 5.08	1.2		5	0	0	0	2	0	0	0	0	0	0	12	16	0.00	0.000									

Batter	1	2	3	4	5	6	7	8	9	AB	R	H	RBI	BB	SO	LOB	BOTTOM								
3 Reed Johnson, R (1,7) OBP: 0.322, SLG: 0.384	K			F8		F9		L3		4	0	0	0	0	1	1	Baltimore Orioles @ Toronto Blue Jays SkyDome, Toronto, ON Mon Sep 13 2004, 7:05 PM EDT Att: 18,372 - Sunny - 70 F								
Orlando Hudson, S (1,4) OBP: 0.341, SLG: 0.440	F9			G4-3		FC1-6 10 3B		G4-3		4	1	0	0	0	0	1									
10 Vernon Wells, R (1,8) OBP: 0.331, SLG: 0.449	F8			G6-3						4	0	1	1	0	1	0									
Carlos Delgado, L (1,3) OBP: 0.358, SLG: 0.531				G3-1		L9		K		4	0	0	0	0	2	1									
15 Alex Rios, R (1,9) OBP: 0.328, SLG: 0.392				G6-3		K		G6-3		3	0	0	0	0	1	0									
Eric Hinske, L (1,5) OBP: 0.318, SLG: 0.395				G3		1B		F7		3	0	1	0	0	0	0									
Frank Menechino, R (1,10) OBP: 0.381, SLG: 0.459				P5		1B		F7		3	0	1	0	0	0	0									
Guillermo Quiroz, R (1,2) OBP: 0.263, SLG: 0.235						F9		F7		3	0	1	0	0	0	2									
8 Russ Adams, L (1,6) OBP: 0.417, SLG: 0.625				G6-4-3				G4-3		3	0	1	0	0	0	1									
Inning Stats	R: 0 E: 0 K: 1 S: 9	H: 0 LOB: 0 BB: 0 P: 12	R: 0 E: 0 K: 0 S: 7	H: 0 LOB: 0 BB: 0 P: 11	R: 0 E: 0 K: 0 S: 7	H: 1 LOB: 0 BB: 0 P: 11	R: 0 E: 0 K: 0 S: 4	H: 0 LOB: 0 BB: 0 P: 6	R: 0 E: 0 K: 1 S: 12	H: 2 LOB: 2 BB: 0 P: 17	R: 1 E: 0 K: 1 S: 12	H: 2 LOB: 1 BB: 0 P: 17	R: 0 E: 0 K: 0 S: 8	H: 0 LOB: 0 BB: 0 P: 10	R: 0 E: 0 K: 0 S: 5	H: 0 LOB: 0 BB: 0 P: 5		R: 0 E: 0 K: 2 S: 9	H: 0 LOB: 0 BB: 0 P: 15	1B: 4 2B: 0 3B: 1 HR: 0	SF: 0 SAC: 0 DP: 1 HBP: 0	WP: 0 PB: 0 SB: 0 CS: 0	PA: 31		
PITCHER	IP	WLS	BF	H	R	ER	SO	BB	IBB	HBP	BLK	WP	HR	S	P	ERA	WHIP								
Bruce Chen, L (1,1) ERA: 1.73	9.0	W	31	5	1	1	5	0	0	0	0	0	0	73	104	1.00	0.556								

AB	38
R	9
H	12
RBI	9
BB	3
SO	8
LOB	9



Batter	1	2	3	4	5	6	7	8	9	AB	R	H	RBI	BB	SO	LOB	TOP										
1 Brian Roberts, S OBP: 0.356, SLG: 0.388 (1, 4)	F9	G4-3 6 1B BB	F8			L6 1B		6 1B 1B		4	1	2	0	1	0	0	Baltimore Orioles @ Toronto Blue Jays SkyDome, Toronto, ON Thu Sep 16 2004, 7:05 PM EDT Att: 21,451 - Cloudy - 77 F										
David Newhan, L OBP: 0.372, SLG: 0.461 (1, 10)	E6 10 1B FC4-6	G4-3			10 E 1B	P6		K		5	1	1	1	0	1	5											
6 Melvin Mora, R OBP: 0.422, SLG: 0.574 (1, 5)	FC4-6 10 1B BB				F8	L6		1B		4	0	2	3	1	0	2											
10 Miguel Tejada, R OBP: 0.354, SLG: 0.513 (1, 6)	FC4-6 1B	FC4-6			K			F9		5	0	1	0	0	1	4											
Rafael Palmeiro, L OBP: 0.365, SLG: 0.429 (1, 3)	FC4-6		WP 1B BB			FC6-4 1B		HR		3	2	2	2	1	0	2											
Javy Lopez, R OBP: 0.365, SLG: 0.483 (1, 2)	K		WP 1B		F8	K		E5		5	1	1	0	0	2	5											
B.J. Surhoff, L OBP: 0.355, SLG: 0.399 (8, 9)						FC6-4 1B		F9		4	2	1	2	1	1	2											
31 Jay Gibbons, L OBP: 0.291, SLG: 0.354 16 Tim Lincecum, S OBP: 0.294, SLG: 0.286 (8, 8)	F8		G4-3 1B		G6-3			K		4	0	1	0	0	0	2											
Larry Bigbie, L OBP: 0.344, SLG: 0.427 (8, 7)	G4-3 6 1B 2B		SF8		K			FC3-6 1B		4	2	1	1	0	1	2											
Inning Stats	R: 1 E: 1 K: 1 S: 16	H: 1 LOB: 2 BB: 1 P: 27	R: 3 E: 0 K: 0 S: 21	H: 2 LOB: 1 BB: 2 P: 35	R: 3 E: 0 K: 0 S: 13	H: 2 LOB: 0 BB: 1 P: 22	R: 0 E: 1 K: 1 S: 11	H: 1 LOB: 2 BB: 0 P: 17	R: 0 E: 0 K: 0 S: 10	H: 0 LOB: 0 BB: 0 P: 16	R: 0 E: 0 K: 0 S: 6	H: 1 LOB: 0 BB: 0 P: 10	R: 0 E: 0 K: 1 S: 8	H: 1 LOB: 1 BB: 0 P: 14	R: 1 E: 0 K: 1 S: 14	H: 3 LOB: 2 BB: 0 P: 24		R: 1 E: 1 K: 1 S: 9	H: 1 LOB: 1 BB: 0 P: 14	1B: 10 2B: 2 3B: 0 HR: 1	SF: 1 SAC: 0 DP: 1 HBP: 1	WP: 1 PB: 0 SB: 1 CS: 0	PA: 45				
PITCHER	IP	WLS	BF	H	R	ER	SO	BB	IBB	HBP	BLK	WP	HR	S	P	ERA	WHIP										
Miguel Batista, R ERA: 4.88	2.0	L	16	5	7	6	1	4	0	0	0	1	0	44	75	27.00	4.500										
Ryan Glynn, R ERA: 3.21	4.0		14	2	0	0	3	0	0	1	0	0	0	33	52	0.00	0.500										
Vinnie Chulk, R ERA: 4.86	1.1		7	3	1	1	1	0	0	0	0	0	0	14	26	6.75	2.250										
54 Jason Frasor, R ERA: 4.41	0.2		3	1	0	0	1	0	0	0	0	0	0	8	12	0.00	1.500										
Kerry Ligtenberg, R ERA: 6.38	1.0		5	1	1	1	1	0	0	0	0	0	1	9	14	9.00	1.000										

Batter	1	2	3	4	5	6	7	8	9	AB	R	H	RBI	BB	SO	LOB	BOTTOM										
3 Reed Johnson, R OBP: 0.321, SLG: 0.382 Eric Crozier, L OBP: 0.400, SLG: 0.500 (9, PH)	K	G6-3		G5-3			10 1B 1B		FC3-6 BB	4	0	1	0	0	1	3	Baltimore Orioles @ Toronto Blue Jays SkyDome, Toronto, ON Thu Sep 16 2004, 7:05 PM EDT Att: 21,451 - Cloudy - 77 F										
Orlando Hudson, S OBP: 0.342, SLG: 0.442 (1, 4)	K		10 HR 2B		F8	10 1B 1B		FC3-6 1B		5	2	2	0	0	1	1											
10 Vernon Wells, R OBP: 0.335, SLG: 0.462 (1, 8)	HR		HR		G1-3	1B		K		5	2	3	4	0	1	1											
Carlos Delgado, L OBP: 0.364, SLG: 0.533 (1, 3)	1B		K		15 FC6-4 1B	F3		15 1B 1B		5	0	3	1	0	1	3											
15 Alex Rios, R OBP: 0.326, SLG: 0.388 (1, 9)	K		G1-3		FC6-4	K		1B		5	0	1	0	0	2	5											
Eric Hinske, L OBP: 0.317, SLG: 0.391 (1, 5)		G4-3	G4-3			F7		G5-3		5	0	0	0	0	0	5											
9 Gregg Zaun, S OBP: 0.373, SLG: 0.393 (1, 2)		F8			F8	G2-3		F9		4	0	0	0	0	0	0											
Gabe Gross, L OBP: 0.324, SLG: 0.308 Dave Berg, R OBP: 0.265, SLG: 0.344 (8, PH)		8 1B 1B			F7	G1-3		F9		3	0	1	0	0	0	0											
8 Russ Adams, L OBP: 0.444, SLG: 0.630 Chris Gomez, R OBP: 0.335, SLG: 0.346 (8, PH)		1B				E3 1B 10 1B 3 1B		G6-3		3	1	2	0	0	0	0											
Inning Stats	R: 1 E: 0 K: 3 S: 15	H: 2 LOB: 1 BB: 0 P: 24	R: 0 E: 0 K: 0 S: 20	H: 2 LOB: 2 BB: 0 P: 29	R: 2 E: 0 K: 1 S: 10	H: 2 LOB: 0 BB: 0 P: 17	R: 0 E: 0 K: 0 S: 9	H: 1 LOB: 1 BB: 0 P: 10	R: 0 E: 0 K: 0 S: 7	H: 1 LOB: 1 BB: 0 P: 12	R: 0 E: 0 K: 0 S: 11	H: 0 LOB: 0 BB: 0 P: 16	R: 1 E: 1 K: 1 S: 15	H: 3 LOB: 3 BB: 0 P: 25	R: 0 E: 0 K: 0 S: 8	H: 0 LOB: 0 BB: 0 P: 15		R: 1 E: 0 K: 1 S: 9	H: 2 LOB: 2 BB: 1 P: 19	1B: 10 2B: 1 3B: 0 HR: 2	SF: 0 SAC: 0 DP: 0 HBP: 0	WP: 0 PB: 0 SB: 0 CS: 0	PA: 42				
PITCHER	IP	WLS	BF	H	R	ER	SO	BB	IBB	HBP	BLK	WP	HR	S	P	ERA	WHIP										
Rodrigo Lopez, R ERA: 3.88	6.0	W	28	9	4	3	4	0	0	0	0	0	0	78	118	4.50	1.500										
Jason Grimsley, R ERA: 3.51	0.0		2	2	0	0	0	0	0	0	0	0	0	4	6	∞	∞										
B.J. Ryan, L ERA: 2.04	2.0	H	6	0	0	0	1	0	0	0	0	0	0	13	24	0.00	0.000										
Jorge Julio, R ERA: 4.23	1.0		6	2	1	1	1	1	0	0	0	0	0	9	19	9.00	3.000										

AB 39
R 9
H 12
RBI 9
BB 4
SO 7
LOB 25



Batter	1	2	3	4	5	6	7	8	9	AB	R	H	RBI	BB	SO	LOB	TOP					
13 Carl Crawford, L (1, 7) OBP: 0.330, SLG: 0.442	E3 G3 5 1B		P6														5 2 2 0 0 1 0					
Julio Lugo, R (1, 6) OBP: 0.342, SLG: 0.400	K		G5-3														4 1 1 2 0 1 1					
Aubrey Huff, L (1, 3) OBP: 0.358, SLG: 0.492	G3		HR														5 3 3 2 0 0 2					
5 Rocco Baldelli, R (1, 8) OBP: 0.337, SLG: 0.443	BB 1B		BB HBP														4 1 2 1 0 1 2					
Tino Martinez, L (1, 10) OBP: 0.364, SLG: 0.460	BB		BB														2 1 1 2 3 1 1					
José Cruz Jr., S (1, 9) OBP: 0.330, SLG: 0.430	G3		F8														4 1 0 0 1 1 6					
B.J. Upton, R (1, 5) OBP: 0.341, SLG: 0.442		G6-3															4 1 1 3 1 1 2					
Toby Hall, R (1, 2) OBP: 0.312, SLG: 0.384		P5															5 0 1 1 0 0 2					
Rey Sanchez, R (1, 4) OBP: 0.285, SLG: 0.344		G4-3															5 1 1 0 0 1 1					
Inning Stats	R: 1 E: 1 K: 1 S: 14	H: 1 LOB: 2 BB: 1 P: 21	R: 0 E: 0 K: 0 S: 9	H: 0 LOB: 0 BB: 0 P: 9	R: 1 E: 0 K: 0 S: 6	H: 1 LOB: 2 BB: 1 P: 15	R: 0 E: 0 K: 0 S: 4	H: 0 LOB: 0 BB: 1 P: 9	R: 4 E: 0 K: 2 S: 20	H: 5 LOB: 1 BB: 0 P: 29	R: 0 E: 0 K: 1 S: 8	H: 0 LOB: 0 BB: 0 P: 13	R: 3 E: 0 K: 1 S: 9	H: 2 LOB: 0 BB: 1 P: 20	R: 1 E: 0 K: 1 S: 13	H: 2 LOB: 1 BB: 0 P: 19	R: 1 E: 0 K: 1 S: 16	H: 1 LOB: 1 BB: 1 P: 27	1B: 6 2B: 3 HR: 2	SF: 1 SAC: 0 DP: 1 HBP: 1	WP: 1 PB: 1 CS: 4	PA: 45
PITCHER	IP	WLS	BF	H	R	ER	SO	BB	IBB	HBP	BLK	WP	HR	S	P	ERA	WHIP					
Josh Towers, R (1, 1) ERA: 4.92	4.0	L	22	6	6	5	1	3	0	1	0	0	1	44	68	11.25	2.250					
Kevin Frederick, R (5, 1) ERA: 6.59	1.0		4	1	0	0	2	0	0	0	0	0	0	9	15	0.00	1.000					
Sean Douglass, R (6, 1) ERA: 6.28	4.0		19	5	5	5	4	1	1	0	0	1	1	46	79	11.25	1.500					

Tampa Bay Devil Rays @ Toronto Blue Jays
SkyDome, Toronto, ON
Fri Sep 17 2004, 7:05 PM EDT
Att: 25,987 - Overcast - 57 F

livebaseballscorecards.com

AB	38
R	11
H	12
RBI	11
BB	5
SO	7
LOB	17

Batter	1	2	3	4	5	6	7	8	9	AB	R	H	RBI	BB	SO	LOB	BOTTOM					
8 Russ Adams, L (1, 6) OBP: 0.387, SLG: 0.548	F7		F8														4 0 0 0 0 0 2					
Orlando Hudson, S (1, 4) OBP: 0.339, SLG: 0.438	F7		F8														4 0 0 0 0 0 0					
10 Vernon Wells, R (1, 8) OBP: 0.336, SLG: 0.462	HR BB		1B														3 1 1 0 1 0 0					
Carlos Delgado, L (1, 10) OBP: 0.365, SLG: 0.539	HR		K														3 1 1 2 1 2 1					
15 Alex Rios, R (1, 9) OBP: 0.325, SLG: 0.386	G6-3		G6-3														4 0 1 0 0 0 1					
Eric Hinske, L (1, 5) OBP: 0.315, SLG: 0.388		F7															4 0 0 0 0 2 2					
9 Grego Zaun, S (1, 2) OBP: 0.373, SLG: 0.391		G3-1															2 1 0 0 1 0 0					
Guillermo Quiroz, R (8, 2) OBP: 0.261, SLG: 0.200			G4-3														1 0 0 0 0 0 0					
Gabe Gross, L (1, 7) OBP: 0.321, SLG: 0.305		BB 1B															4 0 1 0 0 1 1					
Eric Crozier, L (1, 3) OBP: 0.429, SLG: 0.727																	3 1 1 2 1 2 0					
Inning Stats	R: 2 E: 0 K: 0 S: 8	H: 1 LOB: 0 BB: 1 P: 15	R: 0 E: 0 K: 0 S: 10	H: 1 LOB: 2 BB: 1 P: 15	R: 0 E: 0 K: 1 S: 9	H: 1 LOB: 1 BB: 0 P: 12	R: 0 E: 0 K: 1 S: 5	H: 0 LOB: 0 BB: 0 P: 6	R: 0 E: 0 K: 1 S: 11	H: 0 LOB: 0 BB: 0 P: 15	R: 0 E: 0 K: 1 S: 8	H: 0 LOB: 0 BB: 0 P: 14	R: 2 E: 0 K: 1 S: 8	H: 1 LOB: 0 BB: 1 P: 17	R: 0 E: 0 K: 1 S: 16	H: 1 LOB: 2 BB: 1 P: 22	R: 0 E: 0 K: 1 S: 5	H: 0 LOB: 0 BB: 0 P: 9	1B: 3 2B: 0 HR: 2	SF: 0 SAC: 0 DP: 0 HBP: 0	WP: 0 PB: 0 CS: 0	PA: 36
PITCHER	IP	WLS	BF	H	R	ER	SO	BB	IBB	HBP	BLK	WP	HR	S	P	ERA	WHIP					
Doug Waechter, R (1, 1) ERA: 5.74	6.2	W	27	4	4	4	5	3	0	0	0	0	2	57	91	5.40	1.050					
Travis Harper, R (7, 1) ERA: 3.84	1.1		6	1	0	0	1	1	0	0	0	0	0	18	25	0.00	1.500					
Jorge Sosa, R (9, 1) ERA: 5.11	1.0		3	0	0	0	1	0	0	0	0	0	0	5	9	0.00	0.000					

Tampa Bay Devil Rays @ Toronto Blue Jays
SkyDome, Toronto, ON
Fri Sep 17 2004, 7:05 PM EDT
Att: 25,987 - Overcast - 57 F

livebaseballscorecards.com

AB	32
R	4
H	5
RBI	4
BB	4
SO	7
LOB	7

Batter	1	2	3	4	5	6	7	8	9	AB	R	H	RBI	BB	SO	LOB	TOP										
13 Carl Crawford, L (1, 7) OBP: 0.331, SLG: 0.441	1-2 F8		4-2 1B BB		4-2 BB		1-1 G1-3			2	0	0	0	2	0	0	Tampa Bay Devil Rays @ Toronto Blue Jays SkyDome, Toronto, ON Sat Sep 18 2004, 4:05 PM EDT Att: 33,432 - Sunny - 64 F										
Julio Lugo, R (1, 6) OBP: 0.341, SLG: 0.398	1-2 G6-3		1-2 1B		0-0 P4		2-2 G6-3			4	0	1	1	0	0	1											
Aubrey Huff, L (1, 3) OBP: 0.356, SLG: 0.488	0-0 P6		3-2 L8		0-1 G3		1-2 F7			4	0	0	0	0	0	3											
5 Rocco Baldelli, R (1, 8) OBP: 0.335, SLG: 0.439		2-0 F8		2-2 G5-3		0-1 F8		3-3 K		4	0	0	0	0	1	0											
Tino Martinez, L (1, 10) OBP: 0.365, SLG: 0.458		0-1 G3-1		4-1 PB 1B SF8 BB		1-3 K		4-1 FC6-4 BB		2	1	0	0	2	1	0											
José Cruz Jr., S (1, 9) OBP: 0.331, SLG: 0.429		2-0 G4-3		1-2 PB 1B		4-1 BB		2-2 FC6-4 1B		3	0	1	0	1	0	1											
B.J. Upton, R (1, 5) OBP: 0.338, SLG: 0.439			1-3 K2-3	2-0 SF8		1-2 G5-3		0-0 1B		3	0	1	1	0	1	1											
Geoff Blum, S (1, 4) OBP: 0.267, SLG: 0.346			0-3 K	2-1 G3-1			0-1 P3		0-3 K	4	0	0	0	0	2	3											
Brook Fordyce, R (1, 2) OBP: 0.262, SLG: 0.254			2-0 K		1-3 K		1-3 K2-3		0-2 K	2	1	0	0	0	2	0											
Midre Cummings, L (9, PH) OBP: 0.211, SLG: 0.222			13 BB 1B HBP							1	0	0	0	0	1	2											
Inning Stats	R: 0 H: 0 E: 0 K: 0 S: 7	H: 0 LOB: 0 BB: 0 P: 9	R: 0 H: 0 E: 0 K: 0 S: 4	H: 0 LOB: 0 BB: 0 P: 8	R: 1 H: 1 E: 0 K: 2 S: 15	H: 1 LOB: 2 BB: 1 P: 26	R: 1 H: 1 E: 0 K: 0 S: 12	H: 1 LOB: 1 BB: 1 P: 23	R: 0 H: 0 E: 0 K: 1 S: 10	H: 0 LOB: 0 BB: 0 P: 16	R: 0 H: 0 E: 0 K: 1 S: 7	H: 0 LOB: 0 BB: 0 P: 9	R: 0 H: 0 E: 0 K: 2 S: 10	H: 0 LOB: 0 BB: 0 P: 16	R: 0 H: 1 E: 0 K: 2 S: 11	H: 1 LOB: 2 BB: 1 P: 17	1B: 3 2B: 0 3B: 0 HR: 0	SF: 1 SAC: 0 DP: 0 HBP: 1	WP: 0 PB: 1 CS: 0	PA: 36							
PITCHER	IP	WLS	BF	H	R	ER	SO	BB	IBB	HBP	BLK	WP	HR	S	P	ERA	WHIP										
Dave Bush, R (1, 1) ERA: 3.81	6.0	W	25	2	2	1	4	4	0	1	0	0	0	56	95	1.50	1.000										
54 Jason Frasor, R (7, 1) ERA: 4.34	1.0	H	3	0	0	0	1	0	0	0	0	0	0	7	9	0.00	0.000										
Justin Speier, R (8, 1) ERA: 3.92	1.0	H	3	0	0	0	1	0	0	0	0	0	0	10	16	0.00	0.000										
Miguel Batista, R (9, 1) ERA: 4.85	1.0	S	5	1	0	0	2	1	0	0	0	0	0	11	17	0.00	2.000										

Batter	1	2	3	4	5	6	7	8	9	AB	R	H	RBI	BB	SO	LOB	BOTTOM										
8 Russ Adams, L (1, 6) OBP: 0.361, SLG: 0.486	2-2 F7	4-2 BB			1-1 G3	3-2 P5		2-2 G6-3		4	0	0	0	1	0	0	Tampa Bay Devil Rays @ Toronto Blue Jays SkyDome, Toronto, ON Sat Sep 18 2004, 4:05 PM EDT Att: 33,432 - Sunny - 64 F										
Orlando Hudson, S (1, 4) OBP: 0.337, SLG: 0.435	2-1 F8	1-3 K			0-0 BB 10 1B	1-0 G4-3		0-0 G4-3		5	1	1	0	0	1	2											
10 Vernon Wells, R (1, 8) OBP: 0.339, SLG: 0.464	2-2 HBP 1B		1-1 G5-3		1-2 BB 1B	1-2 BB 1B	3-2 WP 1B			4	1	3	0	0	0	0											
Carlos Delgado, L (1, 3) OBP: 0.366, SLG: 0.536	1-0 BB		1-1 F7		4-0 2B BB	2-3 K	2-3 K			2	0	0	0	1	1	1											
Eric Hinske, L (1, 5) OBP: 0.314, SLG: 0.389	3-1 F8		1-0 F7		0-1 BB	1-2 K	2-3 K			4	0	1	2	0	1	3											
3 Reed Johnson, R (1, 9) OBP: 0.324, SLG: 0.388		2-1 L9		0-1 HR	4-0 IBB		4-2 BB BB			2	1	1	1	2	0	0											
Gabe Gross, L (1, 7) OBP: 0.327, SLG: 0.337		2-1 HR		1-2 G4-3	2-3 K		4-2 BB			3	1	1	1	1	1	3											
Guillermo Quiroz, R (1, 2) OBP: 0.222, SLG: 0.167		2-2 G6-3		1-3 K	0-2 L9		2-2 P4			4	0	0	0	0	1	6											
Eric Crozier, L (1, 10) OBP: 0.389, SLG: 0.571		4-2 BB 8 BB		2-3 K		3-2 K		3-2 F8		3	0	0	0	1	2	0											
Inning Stats	R: 0 H: 1 E: 0 K: 0 S: 11	H: 1 LOB: 2 BB: 0 P: 21	R: 1 H: 1 E: 0 K: 1 S: 16	H: 1 LOB: 2 BB: 2 P: 31	R: 0 H: 0 E: 0 K: 0 S: 5	H: 0 LOB: 0 BB: 0 P: 8	R: 1 H: 1 E: 0 K: 2 S: 11	H: 1 LOB: 0 BB: 0 P: 15	R: 2 H: 3 E: 0 K: 1 S: 14	H: 3 LOB: 3 BB: 2 P: 26	R: 0 H: 0 E: 0 K: 1 S: 8	H: 0 LOB: 0 BB: 0 P: 15	R: 0 H: 1 E: 0 K: 2 S: 19	H: 1 LOB: 3 BB: 2 P: 36	R: 0 H: 0 E: 0 K: 0 S: 8	H: 0 LOB: 0 BB: 0 P: 13	1B: 4 2B: 1 3B: 0 HR: 2	SF: 0 SAC: 0 DP: 0 HBP: 1	WP: 1 PB: 0 SB: 1 CS: 0	PA: 38							
PITCHER	IP	WLS	BF	H	R	ER	SO	BB	IBB	HBP	BLK	WP	HR	S	P	ERA	WHIP										
Todd Ritchie, R (1, 1) ERA: 6.75	4.1	L	22	5	4	4	3	3	0	1	0	0	0	5	11	0.00	3.000										
Bobby Seay, L (5, 1) ERA: 2.81	0.1		3	1	0	0	1	0	1	0	0	0	0	5	11	0.00	3.000										
Jorge Sosa, R (5, 1) ERA: 5.04	1.1		5	1	0	0	1	0	0	0	0	0	0	16	26	0.00	0.750										
Trever Miller, L (7, 1) ERA: 3.43	0.2		2	0	0	0	2	0	0	0	0	1	0	6	10	0.00	0.000										
Franklin Nunez, R (7, 1) ERA: 5.4	0.0		2	0	0	0	0	2	0	0	0	0	0	5	13	∞	∞										
PITCHER	IP	WLS	BF	H	R	ER	SO	BB	IBB	HBP	BLK	WP	HR	S	P	ERA	WHIP										
Chad Gaudin, R (7, 1) ERA: 5.02	1.1		4	0	0	0	0	0	0	0	0	0	0	11	18	0.00	0.000										

AB 29
R 2
H 3
RBI 2
BB 5
SO 8
LOB 11



AB 31
R 4
H 7
RBI 4
BB 6
SO 7
LOB 15



Batter	1	2	3	4	5	6	7	8	9	AB	R	H	RBI	BB	SO	LOB	TOP										
8 Russ Adams, L (1, 6) OBP: 0.356, SLG: 0.512										3	0	0	0	1	1	2											
Orlando Hudson, S (1, 4) OBP: 0.332, SLG: 0.430										4	0	0	0	0	1	2											
10 Vernon Wells, R (1, 8) OBP: 0.339, SLG: 0.470										4	0	1	0	0	0	0											
Carlos Delgado, L (1, 3) OBP: 0.368, SLG: 0.533										4	0	0	0	0	2	1											
Eric Hinske, L (1, 5) OBP: 0.314, SLG: 0.387										3	1	1	0	1	1	0											
15 Alex Rios, R (1, 9) OBP: 0.329, SLG: 0.386										4	2	2	0	0	0	1											
Gabe Gross, L (1, 7) OBP: 0.339, SLG: 0.337										3	0	1	0	1	0	1											
Eric Crozier, L (1, 10) OBP: 0.333, SLG: 0.471 Chris Gomez, R (9, PH) OBP: 0.339, SLG: 0.345										3	0	0	0	0	2	4											
Kevin Cash, R (1, 2) OBP: 0.249, SLG: 0.309 9 Grego Zaun, S (7, PH) OBP: 0.374, SLG: 0.391 Guillermo Quiroz, R (7, FR) OBP: 0.250, SLG: 0.242										1	0	0	1	0	0	0											
Inning Stats	R: 0 E: 0 K: 3 S: 13	H: 1 LOB: 1 BB: 0 P: 22	R: 2 E: 0 K: 1 S: 18	H: 1 LOB: 2 BB: 3 P: 41	R: 0 E: 0 K: 1 S: 9	H: 0 LOB: 0 BB: 0 P: 11	R: 0 E: 0 K: 0 S: 6	H: 0 LOB: 0 BB: 0 P: 10	R: 0 E: 0 K: 1 S: 7	H: 0 LOB: 0 BB: 0 P: 11	R: 0 E: 0 K: 1 S: 11	H: 1 LOB: 2 BB: 1 P: 16	R: 0 E: 0 K: 1 S: 10	H: 1 LOB: 2 BB: 1 P: 18	R: 0 E: 0 K: 0 S: 8	H: 0 LOB: 0 BB: 0 P: 11	R: 1 E: 0 K: 1 S: 12	H: 2 LOB: 1 BB: 0 P: 13	1B: 5 2B: 0 3B: 0 HR: 0	SF: 1 SAC: 0 DP: 0 HBP: 0	WP: 1 PB: 0 SB: 0 CS: 0	PA: 36					
PITCHER	IP	WLS	BF	H	R	ER	SO	BB	IBB	HBP	BLK	WP	HR	S	P	ERA	WHIP										
Esteban Loaiza, R (1, 1) ERA: 5.45	5.1	W	21	2	2	2	5	3	0	0	0	1	0	56	99	3.38	0.938										
Felix Heredia, L (6, 1) ERA: 6.57	0.2	H	2	0	0	0	1	0	0	0	0	0	0	8	12	0.00	0.000										
Paul Quantrill, R (7, 1) ERA: 4.43	0.2	H	4	1	0	0	1	1	0	0	0	0	0	8	14	0.00	3.000										
Tom Gordon, R (7, 1) ERA: 2.23	1.1	H	4	0	0	0	0	0	0	0	0	0	0	10	15	0.00	0.000										
42 Mariano Rivera, R (9, 1) ERA: 2.65	1.0	S	5	2	1	1	1	0	0	0	0	0	0	12	13	9.00	2.000										

Toronto Blue Jays @ New York Yankees
Yankee Stadium, Bronx, NY
Tue Sep 21 2004, 7:05 PM EDT
Att: 36,675 - Sunny - 74 F

AB 31
R 3
H 5
RBI 2
BB 4
SO 8
LOB 13





Batter	1	2	3	4	5	6	7	8	9	AB	R	H	RBI	BB	SO	LOB	BOTTOM										
2 Derek Jeter, R (1, 6) OBP: 0.351, SLG: 0.470										4	0	2	1	0	1	0											
13 Alex Rodriguez, R (1, 5) OBP: 0.383, SLG: 0.525										3	0	0	0	1	1	3											
Gary Sheffield, R (1, 9) OBP: 0.399, SLG: 0.552										4	1	1	1	0	1	4											
55 Hideki Matsui, L (1, 7) OBP: 0.387, SLG: 0.499										4	1	2	0	0	0	1											
Bernie Williams, S (1, 8) OBP: 0.354, SLG: 0.420										4	0	1	0	0	0	1											
20 Jorge Posada, S (1, 2) OBP: 0.404, SLG: 0.479										3	1	1	0	1	0	1											
25 Jason Giambi, L (1, 10) OBP: 0.347, SLG: 0.396										3	1	1	3	0	1	1											
John Olerud, L (1, 3) OBP: 0.361, SLG: 0.376										4	1	2	0	0	1	2											
Miguel Cairo, R (1, 4) OBP: 0.344, SLG: 0.426										2	0	1	0	0	0	0											
Inning Stats	R: 1 E: 0 K: 1 S: 11	H: 3 LOB: 0 BB: 0 P: 17	R: 2 E: 0 K: 0 S: 10	H: 3 LOB: 0 BB: 0 P: 17	R: 0 E: 0 K: 0 S: 7	H: 0 LOB: 1 BB: 1 P: 12	R: 0 E: 0 K: 1 S: 8	H: 0 LOB: 0 BB: 0 P: 13	R: 1 E: 0 K: 1 S: 13	H: 2 LOB: 1 BB: 0 P: 19	R: 0 E: 0 K: 0 S: 5	H: 1 LOB: 1 BB: 0 P: 11	R: 0 E: 0 K: 1 S: 11	H: 2 LOB: 2 BB: 0 P: 16	R: 1 E: 0 K: 1 S: 9	H: 2 LOB: 2 BB: 1 P: 20	1B: 7 2B: 3 3B: 0 HR: 2	SF: 1 SAC: 1 DP: 1 HBP: 0	WP: 0 PB: 0 SB: 1 CS: 1	PA: 35							
PITCHER	IP	WLS	BF	H	R	ER	SO	BB	IBB	HBP	BLK	WP	HR	S	P	ERA	WHIP										
32 Roy Halladay, R (1, 1) ERA: 4.43	4.0	L	16	4	3	3	2	1	0	0	0	0	0	36	59	6.75	1.250										
Ryan Glynn, R (5, 1) ERA: 3.68	0.2	4	2	1	1	1	1	0	0	0	0	0	0	10	15	13.50	3.000										
22 Brandon League, R (5, 1) ERA: 4.73	1.1	5	1	0	0	0	0	0	0	0	0	0	0	8	15	0.00	0.750										
Vinnie Chulk, R (7, 1) ERA: 4.73	2.0	10	4	1	1	2	1	1	0	0	0	0	0	20	36	4.50	2.500										

Toronto Blue Jays @ New York Yankees
Yankee Stadium, Bronx, NY
Tue Sep 21 2004, 7:05 PM EDT
Att: 36,675 - Sunny - 74 F

AB 31
R 5
H 11
RBI 5
BB 2
SO 5
LOB 13





Batter	1	2	3	4	5	6	7	8	9	AB R H RBI BB SO LOB	TOP											
8 Russ Adams, L (1.6) OBP: 0.380, SLG: 0.583	2-1 G5-4-3 1B		2-1 HR		1-1 G3-1		3-2 10 3B 1B		0-1 G1-3	5 2 3 1 0 0 0	<p>Toronto Blue Jays @ New York Yankees Yankee Stadium, Bronx, NY Wed Sep 22 2004, 7:05 PM EDT Att: 49,560 - Cloudy - 77 F</p> <p>livebaseballscorecards.com</p> <p>AB 35 R 5 H 10 RBI 5 BB 3 SO 8 LOB 15</p> 											
Orlando Hudson, S (1.4) OBP: 0.333, SLG: 0.432	2-0 10 G5-4-3 1B		1-0 F9		0-0 G3		3-2 L8		1-2 2B	5 0 2 0 0 0 2												
10 Vernon Wells, R (1.8) OBP: 0.340, SLG: 0.472	0-1 G5-4-3		4-1 15 BB HBP BB		2-3 K		2-1 1-H 2-H 2B 3B		3-2 F7	4 1 1 2 1 1 2												
Carlos Delgado, L (1.3) OBP: 0.369, SLG: 0.534	3-2 P1		1-2 15 BB HBP				0-2 F7			3 0 1 1 0 0 1												
15 Alex Rios, R (1.9) OBP: 0.333, SLG: 0.386		2-1 9 SS 1B	4-2 1-2 2-3 BB				4-1 G4-3 9 1B BB		3-H 1-3 K	2 1 1 0 2 1 1												
Eric Hinske, L (1.5) OBP: 0.312, SLG: 0.384		0-0 F9	2-2 K				3-1 G4-3		1-0 G4-3	4 0 0 0 0 1 6												
9 Gregg Zaun, S (1.2) OBP: 0.373, SLG: 0.389		2-3 K			1-3 K		0-2 1B		1-1 F8	4 0 1 1 0 2 1												
Gabe Gross, L (1.7) OBP: 0.328, SLG: 0.324	0-0 P4			2-1 P5			0-3 K		0-0 G6-3	4 0 0 0 0 1 2												
Chris Gomez, R (1.10) OBP: 0.338, SLG: 0.347			3-2 G5-3		3-3 K		0-0 10 3B 2B		2-3 K	4 1 1 0 0 2 0												
Inning Stats	R: 0 E: 0 K: 0 S: 10	H: 2 LOB: 1 BB: 0 P: 17	R: 0 E: 0 K: 1 S: 7	H: 1 LOB: 1 BB: 0 P: 11	R: 1 E: 0 K: 1 S: 18	H: 1 LOB: 3 BB: 2 P: 35	R: 0 E: 0 K: 2 S: 8	H: 0 LOB: 0 BB: 0 P: 14	R: 0 E: 0 K: 1 S: 6	H: 0 LOB: 0 BB: 0 P: 9		R: 1 E: 0 K: 1 S: 13	H: 1 LOB: 1 BB: 1 P: 20	R: 3 E: 0 K: 1 S: 14	H: 4 LOB: 1 BB: 0 P: 26	R: 0 E: 0 K: 1 S: 6	H: 0 LOB: 0 BB: 0 P: 9	R: 0 E: 0 K: 0 S: 9	H: 1 LOB: 0 BB: 0 P: 13	1B: 5 2B: 3 3B: 1 HR: 1	SF: 0 SAC: 0 DP: 1 HBP: 1	WP: 0 PB: 0 SB: 2 CS: 0
PITCHER	IP WLS BF H R ER SO BB IBB HBP BLK WP HR S P ERA WHIP											PITCHER	IP WLS BF H R ER SO BB IBB HBP BLK WP HR S P ERA WHIP									
Orlando Hernandez, R (1.1) ERA: 2.87	6.1 L 30 8 5 5 6 3 0 1 0 0 0 1 71 123 7.11 1.737																					
Felix Hernandez, L (7.1) ERA: 6.57	0.0 1 1 0 0 0 0 0 0 0 0 0 0 1 3 ∞ ∞																					
Tanyon Sturtze, R (7.1) ERA: 5.9	2.2 8 1 0 0 2 0 0 0 0 0 0 0 19 28 0.00 0.375																					

Batter	1	2	3	4	5	6	7	8	9	AB R H RBI BB SO LOB	BOTTOM											
2 Derek Jeter, R (1.6) OBP: 0.351, SLG: 0.468	4-0 FC5-4 BB		0-0 F8		1-1 F8		4-0 13 1B BB		0-0 F8	3 0 0 0 2 0 1	<p>Toronto Blue Jays @ New York Yankees Yankee Stadium, Bronx, NY Wed Sep 22 2004, 7:05 PM EDT Att: 49,560 - Cloudy - 77 F</p> <p>livebaseballscorecards.com</p> <p>AB 36 R 4 H 8 RBI 4 BB 3 SO 8 LOB 19</p> 											
13 Alex Rodriguez, R (1.5) OBP: 0.383, SLG: 0.524	2-3 K		1-2 L6		1-0 FC4 1B		1-1 1-2 2-3 1B		0-3 K	5 0 2 0 0 2 1												
Gary Sheffield, R (1.9) OBP: 0.396, SLG: 0.547	1-2 FC5-4 HR		0-2 F7		2-0 FC4		1-3 K		0-0 G6-3	5 1 0 0 0 1 6												
Bernie Williams, S (1.8) OBP: 0.354, SLG: 0.425	0-1 1-H HR			4-2 BB			2-2 G6-3		2-2 G3	3 1 1 2 1 0 3												
20 Jorge Posada, S (1.2) OBP: 0.405, SLG: 0.486	1-1 G3-1			0-3 K			1-0 FC5-4 1B		0-0 HR	4 1 2 1 0 1 1												
55 Hideki Matsui, L (1.7) OBP: 0.386, SLG: 0.499		2-1 G4-3		2-0 P2			1-3 K		2-2 2B	4 0 1 0 0 1 2												
Ruben Sierra, S (1.10) OBP: 0.301, SLG: 0.471		0-2 HR		3-2 L5			0-2 FC5-4 1-2		0-3 K2-3	4 1 1 1 0 1 3												
Tony Clark, S (1.3) OBP: 0.304, SLG: 0.475		1-3 K		0-0 P4			0-1 L8		0-3 K	4 0 0 0 0 2 1												
Miguel Cairo, R (1.4) OBP: 0.344, SLG: 0.425		1-1 F7					3-2 E1 13 1B 2 BB		1-1 P5	3 0 1 0 0 0 0												
John Olerud, L (8, PH) OBP: 0.360, SLG: 0.375										1 0 0 0 0 0 1												
Enrique Wilson, S (9.4) OBP: 0.256, SLG: 0.333										0 0 0 0 0 0 0												
Inning Stats	R: 2 E: 0 K: 1 S: 10	H: 1 LOB: 1 BB: 1 P: 18	R: 1 E: 0 K: 1 S: 10	H: 1 LOB: 0 BB: 0 P: 14	R: 0 E: 0 K: 0 S: 8	H: 0 LOB: 0 BB: 0 P: 9	R: 0 E: 0 K: 1 S: 10	H: 0 LOB: 1 BB: 1 P: 19	R: 0 E: 0 K: 0 S: 7	H: 2 LOB: 2 BB: 0 P: 11	R: 0 E: 0 K: 1 S: 11	H: 1 LOB: 1 BB: 0 P: 15	R: 0 E: 1 K: 1 S: 14	H: 1 LOB: 3 BB: 1 P: 25	R: 1 E: 0 K: 2 S: 14	H: 2 LOB: 1 BB: 0 P: 17	R: 0 E: 0 K: 1 S: 5	H: 0 LOB: 0 BB: 0 P: 5	1B: 4 2B: 1 3B: 0 HR: 3	SF: 0 SAC: 0 DP: 0 HBP: 0	WP: 0 PB: 0 SB: 0 CS: 0	PA: 39
PITCHER	IP WLS BF H R ER SO BB IBB HBP BLK WP HR S P ERA WHIP											PITCHER	IP WLS BF H R ER SO BB IBB HBP BLK WP HR S P ERA WHIP									
Ted Lilly, L (1.1) ERA: 3.92	6.1 W 27 5 3 3 4 2 0 0 0 0 0 0 62 95 4.26 1.105																					
22 Brandon League, R (7.1) ERA: 0.00	0.2 H 4 1 0 0 1 1 0 0 0 0 0 0 8 16 0.00 3.000																					
Justin Speier, R (8.1) ERA: 3.93	1.0 H 5 2 1 1 2 0 0 0 0 0 0 1 14 17 9.00 2.000																					
Miguel Batista, R (9.1) ERA: 4.78	1.0 S 3 0 0 0 1 0 0 0 0 0 0 0 5 5 0.00 0.000																					

Batter	1	2	3	4	5	6	7	8	9	AB	R	H	RBI	BB	SO	LOB	TOP				
8 Russ Adams, L OBP: 0.351, SLG: 0.519	G6-3		K			F8		G3		4	0	0	1	0	1	1	<p>Toronto Blue Jays @ Tampa Bay Devil Rays</p> <p>Tropicana Field, St. Petersburg, FL</p> <p>Sat Sep 25 2004, 6:15 PM EDT</p> <p>Att: 20,978 - Dome - 72 F</p> <p>livebaseballscorecards.com</p>				
Orlando Hudson, S OBP: 0.335, SLG: 0.438	F8			3B		K		G3-1		4	0	1	0	0	1						
10 Vernon Wells, R OBP: 0.339, SLG: 0.468	P3			BB				P3		3	1	1	0	1	0	0					
Carlos Delgado, L OBP: 0.365, SLG: 0.525	P3			BB						3	0	0	0	1	0	2					
3 Reed Johnson, R OBP: 0.325, SLG: 0.387								F8		0	1	0	0	0	0	0					
15 Alex Rios, R OBP: 0.334, SLG: 0.390	G5-3			G6-4-3				K		3	0	0	0	1	1	2					
Eric Hinske, L OBP: 0.310, SLG: 0.380	F7									4	1	1	0	0	0	2					
Gabe Gross, L OBP: 0.323, SLG: 0.313										3	1	0	0	1	0	1					
Guillermo Quiroz, R OBP: 0.279, SLG: 0.282										4	0	1	1	0	0	2					
Eric Crozier, L OBP: 0.333, SLG: 0.600										3	1	1	1	0	1	2					
Inning Stats	R: 0 E: 0 K: 0 S: 6	H: 0 LOB: 0 BB: 0 P: 7	R: 0 E: 0 K: 0 S: 6	H: 0 LOB: 0 BB: 0 P: 10	R: 1 E: 0 K: 1 S: 10	H: 1 LOB: 0 BB: 0 P: 12	R: 0 E: 0 K: 0 S: 8	H: 1 LOB: 1 BB: 1 P: 16	R: 0 E: 0 K: 1 S: 7	H: 0 LOB: 0 BB: 0 P: 10	R: 0 E: 0 K: 1 S: 6	H: 0 LOB: 0 BB: 0 P: 10	R: 0 E: 0 K: 1 S: 10	H: 2 LOB: 1 BB: 1 P: 20	R: 2 E: 1 K: 0 S: 14	H: 1 LOB: 2 BB: 2 P: 26	1B: 2 2B: 1 3B: 1 HR: 1	SF: 0 SAC: 0 DP: 2 HBP: 0	WP: 1 PB: 0 CS: 0	PA: 35	
PITCHER	IP	WLS	BF	H	R	ER	SO	BB	IBB	HBP	BLK	WP	HR	S	P	ERA	WHIP				
Dewon Brazelton, R ERA: 4.54	7.0		25	3	3	3	3	2	0	0	0	0	1	52	86	3.86	0.714				
Travis Harper, R ERA: 3.7	0.2	H	3	1	0	0	1	0	0	0	0	0	0	5	9	0.00	1.500				
Danys Baez, R ERA: 3.52	1.1	W	7	1	2	1	0	2	0	0	0	1	0	16	29	6.75	2.250				

Batter	1	2	3	4	5	6	7	8	9	AB	R	H	RBI	BB	SO	LOB	BOTTOM					
13 Carl Crawford, L OBP: 0.329, SLG: 0.446	SH5-3	G1-3				F8		F8		4	1	1	0	0	0	0	<p>Toronto Blue Jays @ Tampa Bay Devil Rays</p> <p>Tropicana Field, St. Petersburg, FL</p> <p>Sat Sep 25 2004, 6:15 PM EDT</p> <p>Att: 20,978 - Dome - 72 F</p> <p>livebaseballscorecards.com</p>					
José Cruz Jr., S OBP: 0.332, SLG: 0.431	SH5-3		G3		F8			P5		3	0	0	0	0	0							
Aubrey Huff, L OBP: 0.364, SLG: 0.507	WP		F7							4	1	2	1	0	0	0						
Rey Sanchez, R OBP: 0.282, SLG: 0.339	HR							FC6-4		0	0	0	0	0	0	0						
Tino Martinez, L OBP: 0.362, SLG: 0.462	P6		F8					FC6-4		4	0	0	0	0	0	2						
Midre Cummings, L OBP: 0.368, SLG: 0.471	HR									2	3	1	2	1	0	0						
5 Rocco Baldelli, R OBP: 0.331, SLG: 0.438	P3									3	0	0	0	0	1	1						
Julio Lugo, R OBP: 0.342, SLG: 0.490										3	0	1	1	0	0	2						
Geoff Blum, S OBP: 0.266, SLG: 0.354										3	1	1	2	0	0	1						
Toby Hall, R OBP: 0.305, SLG: 0.370	G4-3									3	0	0	0	0	1	1						
Inning Stats	R: 3 E: 0 K: 0 S: 11	H: 3 LOB: 0 BB: 0 P: 18	R: 1 E: 0 K: 0 S: 9	H: 1 LOB: 0 BB: 0 P: 12	R: 0 E: 0 K: 0 S: 4	H: 0 LOB: 0 BB: 0 P: 7	R: 1 E: 0 K: 0 S: 10	H: 0 LOB: 0 BB: 0 P: 15	R: 0 E: 0 K: 1 S: 9	H: 0 LOB: 0 BB: 0 P: 15	R: 0 E: 0 K: 0 S: 12	H: 0 LOB: 0 BB: 0 P: 17	R: 0 E: 0 K: 1 S: 7	H: 1 LOB: 1 BB: 0 P: 12	R: 0 E: 0 K: 0 S: 8	H: 1 LOB: 1 BB: 0 P: 12	R: 1 E: 1 K: 0 S: 3	H: 0 LOB: 1 BB: 1 P: 8	1B: 2 2B: 2 3B: 0 HR: 2	SF: 2 SAC: 2 DP: 0 HBP: 1	WP: 1 PB: 0 CS: 0	PA: 35
PITCHER	IP	WLS	BF	H	R	ER	SO	BB	IBB	HBP	BLK	WP	HR	S	P	ERA	WHIP					
Dave Bush, R ERA: 4.06	3.2		16	4	5	4	0	0	0	1	0	0	0	11	19	0.00	0.000					
Vinnie Chulk, R ERA: 4.61	1.1		4	0	0	0	1	0	0	0	0	0	0	11	19	0.00	0.000					
Ryan Glynn, R ERA: 3.24	2.0		7	1	0	0	1	0	0	0	0	0	0	19	29	0.00	0.500					
Miguel Batista, R ERA: 4.74	1.2	L	8	1	1	0	0	1	0	0	0	0	0	11	20	0.00	1.200					

Batter	1	2	3	4	5	6	7	8	9	AB R H RBI BB SO LOB	TOP																																		
											Toronto Blue Jays @ Tampa Bay Devil Rays Tropicana Field, St. Petersburg, FL Sun Sep 26 2004, 1:15 PM EDT livebaseballscorecards.com																																		
																				AB 0 R 0 H 0 RBI 0 BB 0 SO 0 LOB 0																									
																																													
Inning Stats																				1B: 0 SF: 0 WP: 0 PA: 0 2B: 0 SAC: 0 FB: 0 3B: 0 DP: 0 SB: 0 HR: 0 HBP: 0 CS: 0																									
PITCHER										IP		WLS	BF	H	R	ER	SO	BB	IBB	HBP	BLK	WP	HR	S	P	ERA	WHIP	PITCHER	IP	WLS	BF	H	R	ER	SO	BB	IBB	HBP	BLK	WP	HR	S	P	ERA	WHIP

Batter	1	2	3	4	5	6	7	8	9	AB R H RBI BB SO LOB	BOTTOM																																		
											Toronto Blue Jays @ Tampa Bay Devil Rays Tropicana Field, St. Petersburg, FL Sun Sep 26 2004, 1:15 PM EDT livebaseballscorecards.com																																		
																				AB 0 R 0 H 0 RBI 0 BB 0 SO 0 LOB 0																									
																																													
Inning Stats																				1B: 0 SF: 0 WP: 0 PA: 0 2B: 0 SAC: 0 FB: 0 3B: 0 DP: 0 SB: 0 HR: 0 HBP: 0 CS: 0																									
PITCHER										IP		WLS	BF	H	R	ER	SO	BB	IBB	HBP	BLK	WP	HR	S	P	ERA	WHIP	PITCHER	IP	WLS	BF	H	R	ER	SO	BB	IBB	HBP	BLK	WP	HR	S	P	ERA	WHIP

Batter	1	2	3	4	5	6	7	8	9	AB	R	H	RBI	BB	SO	LOB	TOP							
3 Reed Johnson, R OBP: 0.323, SLG: 0.384 Orlando Hudson, S OBP: 0.340, SLG: 0.442	G6-3		G6-3		G6-3		K	F7		3	0	0	0	0	0	0								
Chris Gomez, R OBP: 0.335, SLG: 0.344 Gabe Gross, L OBP: 0.326, SLG: 0.325	E7 10 1B		K		G6-3		F7		K	3	1	0	0	0	1	0								
10 Vernon Wells, R OBP: 0.340, SLG: 0.477	1B 2H		HR		HR		HR	BB	G5-3	4	3	3	3	1	0	0								
Carlos Delgado, L OBP: 0.368, SLG: 0.529	1B		G3		BB		HR	HR	K	4	1	2	2	1	1	0								
15 Alex Rios, R OBP: 0.335, SLG: 0.388	K				F8		1B			4	0	1	0	0	2	3								
Frank Menechino, R OBP: 0.372, SLG: 0.442 Eric Hinske, L OBP: 0.311, SLG: 0.380	G6-3				BB 9 G3		K	K		2	0	0	0	1	1	2								
9 Gregg Zaun, S OBP: 0.370, SLG: 0.393			G3		G3		K		F8	4	0	1	0	0	1	1								
Chris Woodward, R OBP: 0.285, SLG: 0.351 8 Russ Adams, L OBP: 0.349, SLG: 0.550	G5-4-3		1B		BB		1B	HR		2	0	1	0	1	0	1								
Dave Berg, R OBP: 0.278, SLG: 0.338 Eric Crozier, L OBP: 0.321, SLG: 0.522	G3-1		F7		F7		G6-3	G4-3		3	0	0	0	0	0	3								
Inning Stats	R: 1 E: 1 K: 1 S: 15	H: 2 LOB: 2 BB: 0 P: 23	R: 0 E: 0 K: 0 S: 6	H: 1 LOB: 0 BB: 0 P: 8	R: 1 E: 0 K: 1 S: 8	H: 1 LOB: 0 BB: 0 P: 10	R: 0 E: 0 K: 1 S: 14	H: 0 LOB: 2 BB: 2 P: 24	R: 1 E: 0 K: 0 S: 11	H: 1 LOB: 1 BB: 1 P: 19	R: 0 E: 0 K: 2 S: 12	H: 1 LOB: 1 BB: 0 P: 15	R: 2 E: 0 K: 2 S: 19	H: 2 LOB: 1 BB: 1 P: 33	R: 1 E: 0 K: 0 S: 9	H: 1 LOB: 0 BB: 0 P: 14	R: 0 E: 0 K: 2 S: 8	H: 0 LOB: 0 BB: 0 P: 10	1B: 5 2B: 0 3B: 0 HR: 4	SF: 0 SAC: 0 DP: 1 HBP: 0	WP: 0 PB: 0 SB: 1 CS: 0	PA: 40		
PITCHER	IP WLS BF H R ER SO BB IBB HBP BLK WP HR S P ERA WHIP	IP WLS BF H R ER SO BB IBB HBP BLK WP HR S P ERA WHIP	IP WLS BF H R ER SO BB IBB HBP BLK WP HR S P ERA WHIP	IP WLS BF H R ER SO BB IBB HBP BLK WP HR S P ERA WHIP	IP WLS BF H R ER SO BB IBB HBP BLK WP HR S P ERA WHIP	IP WLS BF H R ER SO BB IBB HBP BLK WP HR S P ERA WHIP	IP WLS BF H R ER SO BB IBB HBP BLK WP HR S P ERA WHIP	IP WLS BF H R ER SO BB IBB HBP BLK WP HR S P ERA WHIP	IP WLS BF H R ER SO BB IBB HBP BLK WP HR S P ERA WHIP	IP WLS BF H R ER SO BB IBB HBP BLK WP HR S P ERA WHIP	IP WLS BF H R ER SO BB IBB HBP BLK WP HR S P ERA WHIP	IP WLS BF H R ER SO BB IBB HBP BLK WP HR S P ERA WHIP	IP WLS BF H R ER SO BB IBB HBP BLK WP HR S P ERA WHIP	IP WLS BF H R ER SO BB IBB HBP BLK WP HR S P ERA WHIP	IP WLS BF H R ER SO BB IBB HBP BLK WP HR S P ERA WHIP	IP WLS BF H R ER SO BB IBB HBP BLK WP HR S P ERA WHIP	IP WLS BF H R ER SO BB IBB HBP BLK WP HR S P ERA WHIP	IP WLS BF H R ER SO BB IBB HBP BLK WP HR S P ERA WHIP	IP WLS BF H R ER SO BB IBB HBP BLK WP HR S P ERA WHIP	IP WLS BF H R ER SO BB IBB HBP BLK WP HR S P ERA WHIP	IP WLS BF H R ER SO BB IBB HBP BLK WP HR S P ERA WHIP	IP WLS BF H R ER SO BB IBB HBP BLK WP HR S P ERA WHIP	IP WLS BF H R ER SO BB IBB HBP BLK WP HR S P ERA WHIP	IP WLS BF H R ER SO BB IBB HBP BLK WP HR S P ERA WHIP

Toronto Blue Jays @ Baltimore Orioles
 Oriole Park at Camden Yards, Baltimore, MD
 Wed Sep 29 2004, 3:05 PM EDT
 Unknown - 76 F

AB 36
 R 6
 H 9
 RBI 6
 BB 4
 SO 9
 LOB 11



Batter	1	2	3	4	5	6	7	8	9	AB	R	H	RBI	BB	SO	LOB	BOTTOM								
1 Brian Roberts, S OBP: 0.345, SLG: 0.377	K		G6-3		SH5-4		F9	K		4	0	0	0	0	2	4									
16 Tim Lincecum, S OBP: 0.301, SLG: 0.330	BB 6		L1		10 1B		F8		BB 1B	4	2	2	2	1	0	2									
6 Melvin Mora, R OBP: 0.423, SLG: 0.572	BB				HR BB		P3	10 G6-4-3 BB	E6 1B 10 IBB	2	1	0	0	3	0	2									
10 Miguel Tejada, R OBP: 0.362, SLG: 0.532	K		K		K		FC6-4 1B	G6-4-3	1B	4	0	1	1	1	2	4									
Javy Lopez, R OBP: 0.366, SLG: 0.487	F9		K		FC6-4		F9	F9	F3	5	0	0	0	0	1	7									
Rafael Palmeiro, L OBP: 0.366, SLG: 0.447	P3		HR		HR		HR	K	K	5	2	2	3	0	2	3									
B.J. Surhoff, L OBP: 0.365, SLG: 0.416 David Newhan, L OBP: 0.368, SLG: 0.452	G3-1		G4-3		G4-3		BB	1B	1B	3	0	1	0	1	0	0									
Geronimo Gil, R OBP: 0.400, SLG: 0.409	L6				SH5-4 16 2B BLK		F8	F8		3	1	1	0	1	0	1									
Larry Bigbie, L OBP: 0.340, SLG: 0.422	G1-3				SH5-4 16 2B BB		E8	K		3	1	1	0	1	1	2									
Inning Stats	R: 0 E: 0 K: 2 S: 13	H: 0 LOB: 2 BB: 2 P: 26	R: 0 E: 0 K: 0 S: 5	H: 0 LOB: 0 BB: 0 P: 10	R: 0 E: 0 K: 0 S: 7	H: 0 LOB: 0 BB: 0 P: 11	R: 2 E: 0 K: 2 S: 14	H: 1 LOB: 0 BB: 1 P: 25	R: 3 E: 0 K: 0 S: 12	H: 2 LOB: 1 BB: 2 P: 29	R: 1 E: 1 K: 0 S: 17	H: 2 LOB: 2 BB: 1 P: 26	R: 0 E: 0 K: 3 S: 14	H: 0 LOB: 0 BB: 0 P: 15	R: 0 E: 0 K: 3 S: 14	H: 2 LOB: 2 BB: 0 P: 21	R: 1 E: 1 K: 1 S: 11	H: 2 LOB: 3 BB: 1 P: 18	R: 0 E: 0 K: 2 S: 8	H: 0 LOB: 0 BB: 0 P: 10	1B: 6 2B: 1 3B: 0 HR: 2	SF: 0 SAC: 1 DP: 1 HBP: 0	WP: 0 PB: 0 SB: 0 CS: 0	PA: 43	
PITCHER	IP WLS BF H R ER SO BB IBB HBP BLK WP HR S P ERA WHIP	IP WLS BF H R ER SO BB IBB HBP BLK WP HR S P ERA WHIP	IP WLS BF H R ER SO BB IBB HBP BLK WP HR S P ERA WHIP	IP WLS BF H R ER SO BB IBB HBP BLK WP HR S P ERA WHIP	IP WLS BF H R ER SO BB IBB HBP BLK WP HR S P ERA WHIP	IP WLS BF H R ER SO BB IBB HBP BLK WP HR S P ERA WHIP	IP WLS BF H R ER SO BB IBB HBP BLK WP HR S P ERA WHIP	IP WLS BF H R ER SO BB IBB HBP BLK WP HR S P ERA WHIP	IP WLS BF H R ER SO BB IBB HBP BLK WP HR S P ERA WHIP	IP WLS BF H R ER SO BB IBB HBP BLK WP HR S P ERA WHIP	IP WLS BF H R ER SO BB IBB HBP BLK WP HR S P ERA WHIP	IP WLS BF H R ER SO BB IBB HBP BLK WP HR S P ERA WHIP	IP WLS BF H R ER SO BB IBB HBP BLK WP HR S P ERA WHIP	IP WLS BF H R ER SO BB IBB HBP BLK WP HR S P ERA WHIP	IP WLS BF H R ER SO BB IBB HBP BLK WP HR S P ERA WHIP	IP WLS BF H R ER SO BB IBB HBP BLK WP HR S P ERA WHIP	IP WLS BF H R ER SO BB IBB HBP BLK WP HR S P ERA WHIP	IP WLS BF H R ER SO BB IBB HBP BLK WP HR S P ERA WHIP	IP WLS BF H R ER SO BB IBB HBP BLK WP HR S P ERA WHIP	IP WLS BF H R ER SO BB IBB HBP BLK WP HR S P ERA WHIP	IP WLS BF H R ER SO BB IBB HBP BLK WP HR S P ERA WHIP	IP WLS BF H R ER SO BB IBB HBP BLK WP HR S P ERA WHIP	IP WLS BF H R ER SO BB IBB HBP BLK WP HR S P ERA WHIP	IP WLS BF H R ER SO BB IBB HBP BLK WP HR S P ERA WHIP	IP WLS BF H R ER SO BB IBB HBP BLK WP HR S P ERA WHIP

Toronto Blue Jays @ Baltimore Orioles
 Oriole Park at Camden Yards, Baltimore, MD
 Wed Sep 29 2004, 3:05 PM EDT
 Unknown - 76 F

AB 34
 R 7
 H 9
 RBI 7
 BB 8
 SO 8
 LOB 25



Batter	1	2	3	4	5	6	7	8	9	AB	R	H	RBI	BB	SO	LOB	TOP			
Kenny Lofton, L OBP: 0.345, SLG: 0.395	0-3 K		4-2 BB			2-1 F8		0-2 K		3	0	0	0	1	2	2				
55 Hideki Matsui, L OBP: 0.391, SLG: 0.522 Bubba Crosby, L OBP: 0.192, SLG: 0.286	3-1 G4-3		0-0 G6-3			0-1 F9			0-0 P2	1	0	0	0	0	0	0				
25 Jason Giambi, L OBP: 0.347, SLG: 0.387	1-1 HBP			2-3 K			3-3 K		1-3 K	3	0	0	0	0	3	0				
Ruben Sierra, S OBP: 0.299, SLG: 0.462	2-2 F7			1-3 K			1-0 F8		4-2 BB	3	0	0	0	1	1	1				
Tony Clark, S OBP: 0.299, SLG: 0.462		0-3 K		2-1 P2			0-2 K		0-3 K	4	0	0	0	0	3	1				
12 Andy Phillips, R OBP: 0.250, SLG: 1.000		1-0 F7			3-3 K			0-1 G5-3		3	0	0	0	0	1	0				
Enrique Wilson, S OBP: 0.258, SLG: 0.331		0-0 G1-3			2-0 G5-4-3 1B			4-0 BB		2	0	1	0	1	0	0				
John Flaherty, R OBP: 0.280, SLG: 0.460 Dioner Navarro, S OBP: 0.697, SLG: 0.667			1-3 K2-3		0-2 G5-4-3 1-2			2-0 1B		2	0	0	0	0	1	1				
Felix Escalona, R OBP: 0.697, SLG: 0.667			1-1 F7			1-1 G6-3		0-1 F9		3	0	0	0	0	0	2				
Inning Stats	R: 0 H: 0 E: 0 K: 1 S: 9	H: 0 LOB: 1 BB: 0 P: 15	R: 0 H: 0 E: 0 K: 1 S: 5	H: 0 LOB: 0 BB: 0 P: 6	R: 0 H: 0 E: 0 K: 1 S: 10	H: 0 LOB: 1 BB: 1 P: 16	R: 0 H: 0 E: 0 K: 2 S: 10	H: 0 LOB: 0 BB: 0 P: 15	R: 0 H: 1 E: 0 K: 1 S: 8	H: 0 LOB: 0 BB: 0 P: 13	R: 0 H: 0 E: 0 K: 2 S: 9	H: 0 LOB: 0 BB: 0 P: 13	R: 0 H: 1 E: 0 K: 1 S: 8	H: 1 LOB: 2 BB: 1 P: 14	R: 0 H: 0 E: 0 K: 2 S: 11	H: 0 LOB: 1 BB: 1 P: 16	1B: 2 2B: 0 3B: 0 HR: 0	SF: 0 SAC: 0 DP: 1 HBP: 1	WP: 0 PB: 0 SB: 0 CS: 0	PA: 32
PITCHER Dave Bush, R ERA: 3.69	IP: 9.0 WLS: W BF: 32 H: 2 R: 0 ER: 0 SO: 11 BB: 3 IBB: 0 HBP: 1 BLK: 0 WP: 0 HR: 0 S: 76 P: 117 ERA: 0.00 WHIP: 0.556																			

New York Yankees @ Toronto Blue Jays
SkyDome, Toronto, ON
Fri Oct 01 2004, 7:05 PM EDT
Att: 48,914 - Cloudy - 67 F

AB 28
R 0
H 2
RBI 0
BB 3
SO 11
LOB 8



Batter	1	2	3	4	5	6	7	8	9	AB	R	H	RBI	BB	SO	LOB	BOTTOM			
8 Russ Adams, L OBP: 0.365, SLG: 0.515	0-2 G3 10 HR 1B	0-1 P5		4-1 FC6-4 BB		4-0 BB 10 BB BB		1-2 E1 G1		3	1	1	0	2	0	1				
Orlando Hudson, S OBP: 0.338, SLG: 0.434	3-1 G3		1-0 F8	0-3 K		3-3 K		0-0 G1		5	0	0	0	0	2	6				
10 Vernon Wells, R OBP: 0.339, SLG: 0.475	0-0 HR		0-0 P6	3-1 FC6-4 1-2		4-1 BB BB		4-2 BB		3	1	1	2	2	0	1				
Carlos Delgado, L OBP: 0.368, SLG: 0.531	0-3 K		2-1 BB 15 BB BB 1B	2-2 F9		4-2 BB BB		2-1 SF8		3	1	1	2	1	1	1				
15 Alex Rios, R OBP: 0.337, SLG: 0.386	2-0 PB 1B		4-2 BB BB 1B BB		0-0 G6-3	0-0 P3		3-H K		4	1	1	0	1	1	5				
Eric Hinske, L OBP: 0.313, SLG: 0.379	3-2 HBP		4-2 BB 1B BB		1-2 G4-3		1-3 K			2	1	0	0	1	1	0				
Gabe Gross, L OBP: 0.317, SLG: 0.309	1-1 G3-1		4-1 BB 1B BB		2-1 F8		3-3 K			3	0	0	1	1	1	2				
Guillermo Quiroz, R OBP: 0.283, SLG: 0.271		1-1 F9	0-1 BB 1B			2-0 BB 10 BB S 1B		3-2 K		4	1	2	2	0	1	0				
Eric Crozier, L OBP: 0.286, SLG: 0.433		1-1 P5	2-3 K			3-3 K		1-2 G1 8 E SF8 1B		4	1	1	0	0	2	3				
Inning Stats	R: 2 H: 3 E: 0 K: 1 S: 15	H: 3 LOB: 2 BB: 0 P: 24	R: 0 H: 0 E: 0 K: 0 S: 6	H: 0 LOB: 0 BB: 0 P: 8	R: 3 H: 2 E: 0 K: 1 S: 15	H: 2 LOB: 3 BB: 3 P: 32	R: 0 H: 0 E: 1 K: 1 S: 11	H: 0 LOB: 1 BB: 1 P: 20	R: 0 H: 0 E: 0 K: 2 S: 7	H: 0 LOB: 0 BB: 0 P: 10	R: 1 H: 1 E: 0 K: 2 S: 13	H: 1 LOB: 3 BB: 3 P: 33	R: 0 H: 0 E: 0 K: 3 S: 10	H: 0 LOB: 0 BB: 0 P: 17	R: 1 H: 1 E: 1 K: 1 S: 15	H: 1 LOB: 2 BB: 1 P: 25	1B: 6 2B: 0 3B: 0 HR: 1	SF: 1 SAC: 0 DP: 0 HBP: 1	WP: 0 PB: 1 SB: 2 CS: 0	PA: 41
PITCHER Orlando Hernandez, R ERA: 3.3 Bret Prinz, R ERA: 5.08 Scott Proctor, R ERA: 5.63 C.J. Nitkowski, L ERA: 6.73 Steve Karsay, R ERA: 2.7	IP: 3.0 WLS: L BF: 18 H: 5 R: 5 ER: 5 SO: 2 BB: 3 IBB: 0 HBP: 1 BLK: 0 WP: 0 HR: 1 S: 36 P: 64 ERA: 15.00 WHIP: 2.667																			

New York Yankees @ Toronto Blue Jays
SkyDome, Toronto, ON
Fri Oct 01 2004, 7:05 PM EDT
Att: 48,914 - Cloudy - 67 F

AB 31
R 7
H 7
RBI 7
BB 8
SO 9
LOB 19



Batter	1	2	3	4	5	6	7	8	9	AB	R	H	RBI	BB	SO	LOB	TOP					
Kenny Lofton, L (1, 8) OBP: 0.347, SLG: 0.396										4	1	2	0	0	1	0						
55 Hideki Matsui, L (1, 7) OBP: 0.390, SLG: 0.522										1	0	0	0	0	0	1						
Bubba Crosby, L (1, PR) OBP: 0.200, SLG: 0.308										3	0	1	0	0	0	0						
25 Jason Giambi, L (1, 10) OBP: 0.346, SLG: 0.385										4	1	1	0	0	1	3						
20 Jorge Posada, S (1, 2) OBP: 0.400, SLG: 0.481										2	0	1	0	0	0	0						
John Flaherty, R (5, PR) OBP: 0.296, SLG: 0.465										1	0	1	0	0	0	0						
Tony Clark, S (9, PH) OBP: 0.298, SLG: 0.460										1	0	0	1	0	0	1						
Ruben Sierra, S (1, 9) OBP: 0.296, SLG: 0.456										4	0	0	0	0	0	4						
John Olerud, L (1, 3) OBP: 0.357, SLG: 0.375										3	0	1	1	0	1	1						
12 Andy Phillips, R (1, 5) OBP: 0.286, SLG: 0.714										3	0	1	0	0	0	1						
Enrique Wilson, S (1, 4) OBP: 0.255, SLG: 0.326										3	0	0	0	0	1	1						
Felix Escalona, R (1, 6) OBP: 0.255, SLG: 0.326										3	0	0	0	0	1	1						
Inning Stats	R: 0 E: 0 K: 0 S: 3	H: 1 LOB: 1 BB: 0 P: 5	R: 0 E: 0 K: 0 S: 11	H: 0 LOB: 0 BB: 0 P: 13	R: 0 E: 0 K: 0 S: 3	H: 1 LOB: 0 BB: 0 P: 3	R: 0 E: 0 K: 1 S: 6	H: 0 LOB: 0 BB: 0 P: 8	R: 0 E: 0 K: 1 S: 10	H: 1 LOB: 1 BB: 0 P: 14	R: 0 E: 0 K: 1 S: 9	H: 0 LOB: 0 BB: 0 P: 13	R: 1 E: 0 K: 0 S: 10	H: 3 LOB: 2 BB: 0 P: 15	R: 0 E: 0 K: 2 S: 10	H: 0 LOB: 0 BB: 0 P: 15	R: 1 E: 0 K: 0 S: 9	H: 2 LOB: 1 BB: 0 P: 16	1B: 6 2B: 3 3B: 0 HR: 0	SF: 0 SAC: 0 DP: 2 HBP: 0	WP: 0 PB: 0 CS: 0	PA: 32
PITCHER	IP	WLS	BF	H	R	ER	SO	BB	IBB	HBP	BLK	WP	HR	S	P	ERA	WHIP					
32 Roy Halladay, R (1, 1) ERA: 4.2	8.0	W	27	6	1	1	5	0	0	0	0	0	0	62	86	1.12	0.750					
Miguel Batista, R (9, 1) ERA: 4.6	1.0	S	5	2	1	1	0	0	0	0	0	0	0	9	16	9.00	2.000					

New York Yankees @ Toronto Blue Jays
SkyDome, Toronto, ON
 Sat Oct 02 2004, 4:05 PM EDT
 Att: 50,498 - Dome - 68 F

AB 32
R 2
H 8
RBI 2
BB 0
SO 5
LOB 13

Batter	1	2	3	4	5	6	7	8	9	AB	R	H	RBI	BB	SO	LOB	BOTTOM				
8 Russ Adams, L (1, 6) OBP: 0.359, SLG: 0.528										4	1	1	0	0	0	1					
Orlando Hudson, S (1, 4) OBP: 0.339, SLG: 0.438										4	1	2	1	0	0	1					
10 Vernon Wells, R (1, 8) OBP: 0.340, SLG: 0.476										3	1	1	0	1	0	2					
Carlos Delgado, L (1, 3) OBP: 0.369, SLG: 0.529										2	1	0	0	2	0	2					
15 Alex Rios, R (1, 9) OBP: 0.338, SLG: 0.385										3	0	1	0	1	1	1					
Eric Hinske, L (1, 5) OBP: 0.311, SLG: 0.377										4	0	0	0	0	0	6					
9 Gregg Zaun, S (1, 2) OBP: 0.367, SLG: 0.393										4	0	1	2	0	0	1					
Gabe Gross, L (1, 7) OBP: 0.308, SLG: 0.299										4	0	0	0	0	1	2					
Eric Crozier, L (1, 10) OBP: 0.282, SLG: 0.394										3	0	0	0	1	2	0					
Inning Stats	R: 0 E: 0 K: 0 S: 10	H: 0 LOB: 1 BB: 1 P: 21	R: 0 E: 0 K: 1 S: 7	H: 0 LOB: 0 BB: 0 P: 12	R: 0 E: 1 K: 0 S: 10	H: 0 LOB: 1 BB: 1 P: 22	R: 1 E: 1 K: 0 S: 7	H: 1 LOB: 0 BB: 0 P: 10	R: 0 E: 0 K: 1 S: 7	H: 0 LOB: 0 BB: 0 P: 8	R: 2 E: 0 K: 0 S: 15	H: 2 LOB: 2 BB: 2 P: 30	R: 1 E: 0 K: 1 S: 15	H: 3 LOB: 3 BB: 1 P: 29	R: 0 E: 0 K: 1 S: 6	H: 0 LOB: 0 BB: 0 P: 6	1B: 2 2B: 2 3B: 2 HR: 0	SF: 0 SAC: 0 DP: 0 HBP: 0	WP: 1 PB: 1 CS: 0	PA: 36	
PITCHER	IP	WLS	BF	H	R	ER	SO	BB	IBB	HBP	BLK	WP	HR	S	P	ERA	WHIP				
Kevin Brown, R (1, 1) ERA: 4.09	5.0	L	19	1	1	0	2	2	0	0	0	0	0	41	73	0.00	0.600				
Esteban Loaiza, R (6, 1) ERA: 5.7	1.2		11	4	3	3	1	1	1	0	0	0	0	23	44	16.20	3.000				
Felix Heredia, L (7, 1) ERA: 6.39	0.1		3	1	0	0	0	1	0	0	0	1	0	7	15	0.00	6.000				
42 Mariano Rivera, R (8, 1) ERA: 1.94	1.0		3	0	0	0	1	0	0	0	0	0	0	6	6	0.00	0.000				

New York Yankees @ Toronto Blue Jays
SkyDome, Toronto, ON
 Sat Oct 02 2004, 4:05 PM EDT
 Att: 50,498 - Dome - 68 F

AB 31
R 4
H 6
RBI 3
BB 5
SO 4
LOB 16

Batter	1	2	3	4	5	6	7	8	9	AB	R	H	RBI	BB	SO	LOB	TOP
2 Derek Jeter, R OBP: 0.352, SLG: 0.471 Felix Escalona, R (5, 6)	3-1 55 2B 1B	0-1 13 G4-3 2B			1-0 F9		1-1 12 G6-4-3 HBP		0-3 K	3	0	2	1	0	0	0	
13 Alex Rodriguez, R OBP: 0.375, SLG: 0.512 12 Andy Phillips, R OBP: 0.250, SLG: 0.625	1-3 K	0-1 G4-3			2-1 F9		0-2 G6-4-3			3	0	0	1	0	1	2	
Gary Sheffield, R OBP: 0.534 Bubba Crosby, L OBP: 0.196, SLG: 0.302	3-2 F8	1-1 G6-3			3-2 F8		0-1 P5			3	0	0	0	0	0	2	
55 Hideki Matsui, L OBP: 0.359, SLG: 0.522 Kenny Lofton, L OBP: 0.346, SLG: 0.395	1-0 2B		2-3 K		1-0 F8		0-0 G4-3			3	0	1	0	0	1	0	
Bernie Williams, S OBP: 0.360, SLG: 0.435	4-2 BB		1-0 G4-3		0-1 E PB 1B		1-0 HR			3	1	2	1	1	0	0	
25 Jason Giambi, L OBP: 0.342, SLG: 0.379	1-3 K		2-2 G3		1-1 F7		3-3 K			4	0	0	0	0	2	4	
John Olerud, L OBP: 0.374 Tony Clark, S OBP: 0.297, SLG: 0.458		4-2 1B 2B BB		0-1 G5-3	4-0 E IBB		1-2 G4-3			1	1	0	0	2	0	0	
Miguel Cairo, R OBP: 0.346, SLG: 0.417 Enrique Wilson, S OBP: 0.254, SLG: 0.325		0-2 F9		1-2 G1-6-3 1B	0-2 E6		3-1 G4-3			3	0	1	0	0	0	3	
Dioner Navarro, S OBP: 0.429, SLG: 0.429		2-0 2B 13 G4-3 1B		1-2 G1-6-3	1-2 L4		2-2 F8			4	1	1	0	0	0	4	
Inning Stats	R: 0 H: 2 E: 0 LOB: 3 K: 2 S: 15	H: 2 R: 1 ER: 1 LOB: 1 BB: 1 P: 28	R: 2 H: 0 E: 0 LOB: 0 K: 0 S: 14	H: 0 R: 0 ER: 0 LOB: 0 BB: 0 P: 15	R: 0 H: 1 E: 0 LOB: 0 K: 0 S: 10	H: 0 R: 0 ER: 0 LOB: 0 BB: 0 P: 15	R: 0 H: 1 E: 1 LOB: 3 K: 0 S: 10	H: 0 R: 0 ER: 0 LOB: 0 BB: 0 P: 7	R: 1 H: 1 E: 0 LOB: 0 K: 1 S: 8	H: 0 R: 0 ER: 0 LOB: 0 BB: 0 P: 14	1B: 4 2B: 2 3B: 0 HR: 1	SF: 0 SAC: 0 DP: 2 HBP: 1	WP: 0 PB: 1 SB: 0 CS: 0	PA: 37			
PITCHER	IP WLS BF H R ER SO	IP WLS BF H R ER SO	IP WLS BF H R ER SO	IP WLS BF H R ER SO	IP WLS BF H R ER SO	IP WLS BF H R ER SO	IP WLS BF H R ER SO	IP WLS BF H R ER SO	IP WLS BF H R ER SO	ERA WHIP	ERA WHIP	ERA WHIP	ERA WHIP	ERA WHIP	ERA WHIP	ERA WHIP	ERA WHIP
Josh Towers, R ERA: 5.11	(1, 1) 8.0 L 34 7 3 3 4	(1, 10) 1.0 3 0 0 0 1	(1, 10) 0 0 0 0 0 0	(1, 10) 0 0 0 0 0 0	(1, 10) 0 0 0 0 0 0	(1, 10) 0 0 0 0 0 0	(1, 10) 0 0 0 0 0 0	(1, 10) 0 0 0 0 0 0	(1, 10) 0 0 0 0 0 0	3.38 1.125	0.00 0.000	0.00 0.000	0.00 0.000	0.00 0.000	0.00 0.000	0.00 0.000	0.00 0.000
Justin Speier, R ERA: 3.91	(9, 1)																

New York Yankees @ Toronto Blue Jays
SkyDome, Toronto, ON
Sun Oct 03 2004, 1:05 PM EDT
Att: 49,948 - Sunny - 59 F

AB 33
R 3
H 7
RBI 3
BB 3
SO 5
LOB 16



Batter	1	2	3	4	5	6	7	8	9	AB	R	H	RBI	BB	SO	LOB	BOTTOM
Frank Menechino, R OBP: 0.371, SLG: 0.454	1-1 P3		1 SAFE 2-2 1-H 2B		0-1 10 FC5-4 1B	1-2 FC6			1-1 G4-3	5	1	2	0	0	0	1	
Orlando Hudson, S OBP: 0.341, SLG: 0.438	3-2 F7		4-2 BB		1 SAFE 0-1 10 FC5-4 1B		0-1 F8		4-2 BB	3	0	1	0	2	0	0	
10 Vernon Wells, R OBP: 0.337, SLG: 0.472	2-2 F9		2-0 P4		2-2 15 FC5-4 FC6-4 1B		2-0 G5-3		1-1 F9	5	0	0	0	0	0	5	
Carlos Delgado, L OBP: 0.372, SLG: 0.535		4-2 BB		0-0 HBP 2B	1-1 SF9		2-1 2B			2	0	2	1	1	0	0	
15 Alex Rios, R OBP: 0.338, SLG: 0.383		2-0 F8		4-2 HBP BB	3-1 FC6-4		0-1 G5-3			3	0	0	0	1	0	3	
3 Reed Johnson, R OBP: 0.320, SLG: 0.380 Gabe Gross, L OBP: 0.311, SLG: 0.310	1-2 P4			0-1 F7		1-1 G6-3 1B 2B		1-2 G3		2	0	0	0	0	0	3	
Eric Hinske, L OBP: 0.312, SLG: 0.375	2-3 K			1-1 FC5-4 HBP		4-0 G6-3 BB		2-0 F9		2	0	0	0	1	1	1	
Guillermo Quiroz, R OBP: 0.263, SLG: 0.250			0-0 G5-3		3-2 P3		0-1 G6-3		0-3 K	4	0	0	0	0	1	5	
Chris Gomez, R OBP: 0.337, SLG: 0.346			0-2 2B 1B		0-1 FC5-4		0-0 FC6 1B		2-1 G5-3	4	0	2	1	0	0	3	
Inning Stats	R: 0 H: 0 E: 0 LOB: 0 K: 0 S: 10	H: 0 R: 0 ER: 0 LOB: 1 BB: 1 P: 16	R: 0 H: 2 E: 0 LOB: 2 K: 0 S: 12	H: 1 R: 0 ER: 0 LOB: 3 K: 0 S: 12	H: 2 R: 1 ER: 0 LOB: 1 K: 0 S: 13	H: 1 R: 0 ER: 0 LOB: 1 K: 0 S: 16	H: 2 R: 0 ER: 0 LOB: 1 K: 0 S: 8	H: 1 R: 0 ER: 0 LOB: 1 K: 0 S: 6	H: 0 R: 0 ER: 0 LOB: 0 K: 1 S: 7	H: 0 R: 0 ER: 0 LOB: 1 K: 0 S: 9	1B: 4 2B: 4 3B: 0 HR: 0	SF: 1 SAC: 0 DP: 1 HBP: 1	WP: 0 PB: 0 SB: 0 CS: 0	PA: 39			
PITCHER	IP WLS BF H R ER SO	IP WLS BF H R ER SO	IP WLS BF H R ER SO	IP WLS BF H R ER SO	IP WLS BF H R ER SO	IP WLS BF H R ER SO	IP WLS BF H R ER SO	IP WLS BF H R ER SO	IP WLS BF H R ER SO	ERA WHIP	ERA WHIP	ERA WHIP	ERA WHIP	ERA WHIP	ERA WHIP	ERA WHIP	ERA WHIP
Brad Halsey, L ERA: 6.47	(1, 1)																
Paul Quantrill, R ERA: 4.72	(6, 1)																
Scott Proctor, R ERA: 5.4	(7, 1)																
Felix Heredia, L ERA: 6.28	(8, 1)																
Tanyon Sturtze, R ERA: 5.47	(8, 1)																

New York Yankees @ Toronto Blue Jays
SkyDome, Toronto, ON
Sun Oct 03 2004, 1:05 PM EDT
Att: 49,948 - Sunny - 59 F

AB 32
R 2
H 8
RBI 2
BB 5
SO 2
LOB 21

