

Toronto Blue Jays - 2005

Batter	1	2	3	4	5	6	7	8	9	AB R H RBI BB SO LOB	TOP
Frank Catalanotto, L (1, 7) OBP: 0.333, SLG: 0.667 3 Reed Johnson, R (7, 7)	3-2 F7			2-1 HR 2B		0-0 F8		3-2 L5		3 1 1 0 0 0 0 1 0 0 0 0 0 1	
Orlando Hudson, S (1, 4) OBP: 0.250, SLG: 1.000	1-1 F9			3-1 HR		1-3 K		2-0 F8		4 1 1 2 0 1 1	
10 Vernon Wells, R (1, 8) OBP: 0.250, SLG: 1.000	0-0 F7			3-2 HR		0-0 G5-3			1-2 G5-3	4 1 1 1 0 0 0	
47 Corey Koskie, L (1, 5)				1-2 G5-3			1-0 G6-3		2-3 K	4 0 0 0 0 1 0	
Shea Hillenbrand, R (1, 10) OBP: 0.500, SLG: 0.500				1-0 F9			1-2 1B		0-0 HR 1B	4 1 2 0 0 0 0	
Eric Hinske, L (1, 3) OBP: 0.250, SLG: 1.000				0-2 K			0-1 F7		1-0 HR	4 1 1 2 0 1 1	
9 Gregg Zaun, S (1, 2)				1-3 K			1-1 G1-3		2-2 P3	4 0 0 0 0 1 1	
Gabe Gross, L (1, 9)				0-0 F8			0-0 F9		1-3 K	3 0 0 0 0 1 0	
8 Russ Adams, L (1, 6) OBP: 0.333, SLG: 0.667				0-1 F7			0-1 G4-3		0-0 2B	3 0 1 0 0 0 0	
<b>Inning Stats</b>	R: 0 E: 0 K: 0 S: 6 H: 0 LOB: 0 BB: 0 P: 10	R: 0 E: 0 K: 0 S: 5 H: 0 LOB: 0 BB: 0 P: 9	R: 0 E: 0 K: 1 S: 8 H: 0 LOB: 0 BB: 0 P: 9	R: 3 E: 0 K: 1 S: 14 H: 3 LOB: 0 BB: 0 P: 24	R: 0 E: 0 K: 0 S: 5 H: 0 LOB: 0 BB: 0 P: 7	R: 0 E: 0 K: 1 S: 5 H: 0 LOB: 0 BB: 0 P: 6	R: 0 E: 0 K: 0 S: 8 H: 1 LOB: 1 BB: 0 P: 11	R: 0 E: 0 K: 1 S: 9 H: 1 LOB: 1 BB: 0 P: 15	R: 2 E: 0 K: 1 S: 12 H: 2 LOB: 0 BB: 0 P: 18	1B: 2 2B: 2 3B: 0 HR: 3 SF: 0 SAC: 0 DP: 0 HBP: 0	WP: 0 PB: 0 SB: 0 CS: 0 PA: 34
<b>PITCHER</b> Dewon Brazelton, R (1, 1) ERA: 3.68 Jesus Colome, R (8, 1) ERA: 10.8	IP 7.1 WLS L BF 27 H 5 R 3 ER 3 SO 4 BB 0 IBB 0 HBP 0 BLK 0 WP 0 HR 2 S 55 P 81 ERA 3.68 WHIP 0.682	IP 1.2 WLS L BF 7 H 2 R 2 ER 2 SO 1 BB 0 IBB 0 HBP 0 BLK 0 WP 0 HR 1 S 17 P 28 ERA 10.8 WHIP 1.200	<b>PITCHER</b> IP WLS BF H R ER SO BB IBB HBP BLK WP HR S P ERA WHIP								

Toronto Blue Jays @ Tampa Bay Devil Rays  
Tropicana Field, St. Petersburg, FL  
Mon Apr 04 2005, 4:15 PM EDT  
Att: 26,018 - Dome - 72 F

AB	34
R	5
H	7
RBI	5
BB	0
SO	5
LOB	4



Batter	1	2	3	4	5	6	7	8	9	AB R H RBI BB SO LOB
13 Carl Crawford, L (1, 7) CFS	0-3 K		0-2 FC5-4 1B		3-3 K		0-0 G4-3			4 0 0 1 0 2 2
Julio Lugo, R (1, 6) OBP: 0.500, SLG: 0.500 CBFBX	2-2 G5-3		0-0 S 1B		1-0 F9			0-0 FC3-6 1B		4 0 2 0 0 0 0
Aubrey Huff, L (1, 9) CX	0-1 G6-3		3-3 K			2-2 G4-3		2-1 FC3-6 1-2f		4 0 0 0 0 1 3
Travis Lee, L (1, 3) OBP: 0.500, SLG: 0.500 CBFBX		1-3 K		0-0 2B 3 SF9 1B		1-1 1B 1B		2-2 K		4 1 2 0 0 2 1
Josh Phelps, R (1, 10) OBP: 0.500, SLG: 0.750 CBFBX	0-3 K			1-0 3 SF9 2B		3-2 3 G6-4-3 1B		3-2 F8		4 0 2 0 0 1 1
3 Jorge Cantu, R (1, 4) OBP: 0.250, SLG: 0.333 BBX	1-0 F8			0-1 SF9		1-2 G6-4-3 1-2f			0-0 FC3-6 1B	3 0 1 1 0 0 2
Chris Singleton, L (1, 8) OBP: 0.250, SLG: 0.250 FBX		1-1 1B 13 FC5-4 1B		0-0 L4		1-1 P6		0-1 FC3-6 DI 1-2f		4 1 1 0 0 0 2
Toby Hall, R (1, 2) OBP: 0.500, SLG: 0.500 CX		0-1 13 FC5-4 1B		0-0 G5-3		1-1 1B		0-1 G6-3 1-2		4 0 2 0 0 0 2
Alex Gonzalez, R (1, 5) CBFBX			2-3 K		2-2 G6-3		1-3 K		0-1 G6-3	4 0 0 0 0 2 4

Inning Stats		R: 0	H: 0	R: 0	H: 0	R: 1	H: 3	R: 1	H: 2	R: 0	H: 0	R: 0	H: 2	R: 0	H: 1	R: 0	H: 1	R: 0	H: 1	1B: 9	SF: 1	WP: 0	PA: 36				
		E: 0	LOB: 0	E: 0	LOB: 0	E: 1	LOB: 2	E: 0	LOB: 1	E: 0	LOB: 0	E: 0	LOB: 1	E: 0	LOB: 1	E: 0	LOB: 1	E: 0	LOB: 1	2B: 1	SAC: 0	PB: 0					
		K: 1	BB: 0	K: 2	BB: 0	K: 2	BB: 0	K: 0	BB: 0	K: 1	BB: 0	K: 1	BB: 0	K: 1	BB: 0	K: 1	BB: 0	K: 0	BB: 0	3B: 0	DP: 1	SB: 1					
		S: 8	P: 10	S: 7	P: 9	S: 14	P: 20	S: 6	P: 7	S: 9	P: 15	S: 8	P: 11	S: 9	P: 16	S: 7	P: 7	S: 7	P: 7	HR: 0	HBP: 0	CS: 0					
PITCHER	IP	WLS	BF	H	R	ER	SO	BB	IBB	HBP	BLK	WP	HR	S	P	ERA	WHIP										
32 Roy Halladay, R (1, 1) ERA: 2.57	7.0	W	29	9	2	2	7	0	0	0	0	0	0	64	91	2.57	1.286										
Scott Schoeneweis, L (8, 1) ERA:	0.2	H	2	0	0	0	1	0	0	0	0	0	0	5	9	0.00	0.000										
Miguel Batista, R (8, 1) ERA:	1.1	S	5	1	0	0	0	0	0	0	0	0	0	10	13	0.00	0.750										

BOTTOM

Toronto Blue Jays @ Tampa Bay Devil Rays  
Tropicana Field, St. Petersburg, FL  
Mon Apr 04 2005, 4:15 PM EDT  
Att. 26,018 - Dome - 72 F

livebaseballscorecards.com

AB	35
R	2
H	10
RBI	2
BB	0
SO	8
LOB	17



Batter	1	2	3	4	5	6	7	8	9	AB R H RBI BB SO LOB	TOP						
<b>3 Reed Johnson, R</b> (1, 7) OBP: 0.167, SLG: 0.500	G4-3 3B		G3-1 2-3		G4-3 1-2	FC6-4 1-2f 2-3		FC6-4 1-2f		5 1 1 0 0 0 5	<b>Toronto Blue Jays @ Tampa Bay Devil Rays</b> Tropicana Field, St. Petersburg, FL Tue Apr 05 2005, 7:15 PM EDT Att. 9,144 - Dome - 72 F						
<b>Frank Menechino, R</b> (1, 4) <b>Orlando Hudson, S</b> (6, PH) OBP: 0.286, SLG: 0.714 (6, 4)	G4-3		F9			1B 47 BB 10 BB			F7	2 0 0 1 0 0 1 3 1 1 0 0 1 2							
<b>10 Vernon Wells, R</b> (1, 8) OBP: 0.444, SLG: 1.000	47 CS BB			F8		1B 47 BB	3B		G5-3	4 1 2 0 1 0 0							
<b>47 Corey Koskie, L</b> (1, 5) 1 SAFE	G6-3 1-2		WP BB	1B 4-2		1B 15 FC	G4-3		K	3 1 0 0 2 1 2							
<b>Shea Hillenbrand, R</b> (1, 10) OBP: 0.375, SLG: 0.375		L6		P2 1-2		1B 15 FC	K			4 0 1 2 0 1 2							
<b>15 Alex Rios, R</b> (1, 9)		F9		F8		FC 1B 9 BB	G6-3			4 1 0 1 0 0 3							
<b>Eric Hinske, L</b> (1, 3) OBP: 0.250, SLG: 0.571		K			K	9 1B BB		K		3 1 0 0 1 3 0							
<b>9 Gregg Zaun, S</b> (1, 2) OBP: 0.250, SLG: 0.250			G3-1		1B 1-0	FC6-4 1B 1-2 2-H		P3		4 0 2 1 0 0 0							
<b>John McDonald, R</b> (1, 6) OBP: 0.750, SLG: 1.000			G3-1 2B 3		P6 1-0	FC6-4 1B 3		FC6-4 1B 3		4 0 3 1 0 0 1							
<b>Inning Stats</b>	R: 1 E: 0 K: 0 S: 13 H: 1 LOB: 0 BB: 1 P: 20	R: 0 E: 0 K: 1 S: 6 H: 0 LOB: 0 BB: 0 P: 10	R: 0 E: 0 K: 0 S: 14 H: 1 LOB: 1 BB: 0 P: 19	R: 0 E: 0 K: 0 S: 17 H: 0 LOB: 1 BB: 1 P: 27	R: 0 E: 0 K: 1 S: 8 H: 1 LOB: 1 BB: 0 P: 13	R: 5 E: 0 K: 1 S: 21 H: 5 LOB: 2 BB: 2 P: 42	R: 0 E: 0 K: 1 S: 9 H: 1 LOB: 1 BB: 0 P: 11	R: 0 E: 0 K: 1 S: 8 H: 1 LOB: 1 BB: 0 P: 11	R: 0 E: 0 K: 1 S: 7 H: 0 LOB: 0 BB: 0 P: 10	1B: 7 SF: 1 2B: 1 SAC: 0 3B: 2 DP: 0 HR: 0 HBP: 0		WP: 1 PA: 40 PB: 0 SB: 0 CS: 1					
<b>19 Scott Kazmir, L</b> (1, 1) ERA: 1.8	IP: 5.0	WLS: 0	BF: 19	H: 3	R: 1	ER: 1	SO: 2	BB: 2	IBB: 0	HBP: 0	BLK: 0	WP: 1	HR: 0	S: 58	P: 89	ERA: 1.80	WHIP: 1.000
<b>37 Seth McClung, R</b> (6, 1) ERA: 135.0	IP: 0.1	WLS: L	BF: 7	H: 4	R: 5	ER: 5	SO: 0	BB: 2	IBB: 0	HBP: 0	BLK: 0	WP: 0	HR: 0	S: 16	P: 31	ERA: 135.00	WHIP: 18.000
<b>Casey Fossum, L</b> (6, 1) ERA:	IP: 2.1	WLS: 0	BF: 10	H: 3	R: 0	ER: 0	SO: 3	BB: 0	IBB: 0	HBP: 0	BLK: 0	WP: 0	HR: 0	S: 19	P: 30	ERA: 0.00	WHIP: 1.286
<b>Travis Harper, R</b> (8, 1) ERA:	IP: 1.1	WLS: 0	BF: 4	H: 0	R: 0	ER: 0	SO: 1	BB: 0	IBB: 0	HBP: 0	BLK: 0	WP: 0	HR: 0	S: 10	P: 13	ERA: 0.00	WHIP: 0.000

<b>AB</b>	36
<b>R</b>	6
<b>H</b>	10
<b>RBI</b>	6
<b>BB</b>	4
<b>SO</b>	6
<b>LOB</b>	16

PITCHER	IP	WLS	BF	H	R	ER	SO	BB	IBB	HBP	BLK	WP	HR	S	P	ERA	WHIP
<b>19 Scott Kazmir, L</b> (1, 1) ERA: 1.8	5.0	0	19	3	1	1	2	2	0	0	0	1	0	58	89	1.80	1.000
<b>37 Seth McClung, R</b> (6, 1) ERA: 135.0	0.1	L	7	4	5	5	0	2	0	0	0	0	0	16	31	135.00	18.000
<b>Casey Fossum, L</b> (6, 1) ERA:	2.1	0	10	3	0	0	3	0	0	0	0	0	0	19	30	0.00	1.286
<b>Travis Harper, R</b> (8, 1) ERA:	1.1	0	4	0	0	0	1	0	0	0	0	0	0	10	13	0.00	0.000

Batter	1	2	3	4	5	6	7	8	9	AB	R	H	RBI	BB	SO	LOB
<b>13 Carl Crawford, L</b> OBP: 0.125, SLG: 0.125 (1, 8) (8, 7)	2-2 G3		1-2 F7		1-1 F9		2-0 1B			4	0	1	1	0	0	2
<b>Julio Lugo, R</b> OBP: 0.250, SLG: 0.250 (1, 6)	2-3 K		3-0 F8			2-1 F9	3-2 F7			4	0	0	0	0	1	4
<b>Aubrey Huff, L</b> (1, 9)	2-1 F7		2-3 K			1-0 G4-3		0-0 G4-3		4	0	0	0	0	1	2
<b>Josh Phelps, R</b> OBP: 0.375, SLG: 0.500 (1, 10)		2-3 K		1-0 G4-3		3-3 K		2-2 1B		4	0	1	0	0	2	0
<b>3 Jorge Cantu, R</b> OBP: 0.250, SLG: 0.714 (1, 4)		2-0 G6-3		2-2 G6-3			1-0 HR	0-1 FC5-4		4	1	1	1	0	0	1
<b>Eduardo Perez, R</b> OBP: 0.500, SLG: 0.500 <b>Chris Singleton, L</b> OBP: 0.167, SLG: 0.167 (7, PH) (8, 8)		1-1 1B		0-0 G6-3			0-0 F8	1-1 F9		2	0	1	0	0	0	0
										2	0	0	0	0	0	1
<b>Travis Lee, L</b> OBP: 0.375, SLG: 0.375 (1, 3)		0-0 P2			1-2 L3		2-0 1B		2-2 F7	4	1	1	0	0	0	1
<b>Toby Hall, R</b> OBP: 0.500, SLG: 0.333 (1, 2)			4-1 1B BB		1-2 P4		4-2 1B BB		3-3 K	2	0	0	0	2	1	0
<b>Alex Gonzalez, R</b> OBP: 0.250, SLG: 0.625 (1, 5)			0-1 1B		2-1 HR		2-3 K		1-2 G3	4	1	2	1	0	1	2


Inning Stats		R: 0	H: 0	E: 0	K: 1	S: 9	R: 0	H: 1	E: 0	K: 1	S: 7	R: 0	H: 1	E: 0	K: 1	S: 11	R: 0	H: 0	E: 0	K: 0	S: 7	R: 1	H: 1	E: 0	K: 0	S: 10	R: 0	H: 0	E: 0	K: 1	S: 7	R: 2	H: 3	E: 0	K: 1	S: 13	R: 0	H: 1	E: 0	K: 0	S: 8	R: 0	H: 0	E: 0	K: 1	S: 10	1B: 5	SF: 0	2B: 0	SAC: 0	3B: 0	DP: 0	HR: 2	HBP: 0	WP: 2	PA: 36
<b>PITCHER</b>		IP	WLS	BF	H	R	ER	SO	BB	IBB	HBP	BLK	WP	HR	S	P	ERA	WHIP																																						
<b>39 Gustavo Chacin, L</b> ERA: 1.8 (1, 1)		5.0	W	19	3	1	1	3	1	0	0	0	0	1	44	73	1.80	0.800																																						
<b>22 Brandon League, R</b> ERA: 10.8 (6, 1)		1.2		8	2	2	2	2	1	0	0	0	1	1	15	30	10.80	1.800																																						
<b>Scott Schoeneweis, L</b> ERA: (7, 1)		0.2	H	3	1	0	0	0	0	0	0	0	1	0	6	11	0.00	1.500																																						
<b>Justin Speier, R</b> ERA: (8, 1)		0.2	H	3	1	0	0	0	0	0	0	0	0	0	7	10	0.00	1.500																																						
<b>Miguel Batista, R</b> ERA: (9, 1)		1.0	S	3	0	0	0	1	0	0	0	0	0	0	10	16	0.00	0.000																																						


**Toronto Blue Jays @ Tampa Bay Devil Rays**  
Tropicana Field, St. Petersburg, FL

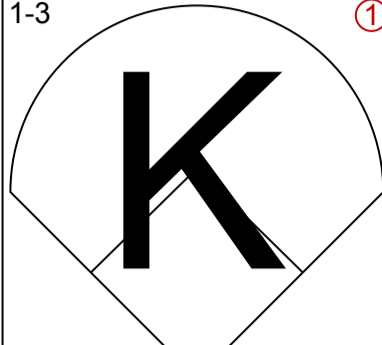
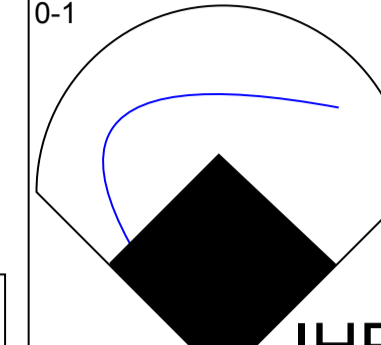
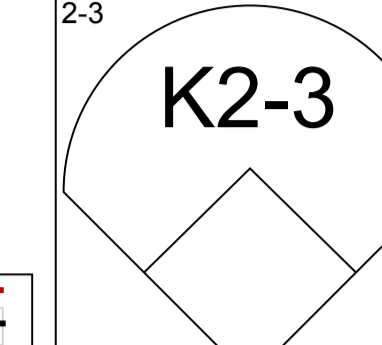
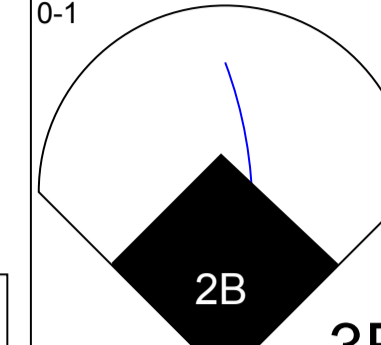
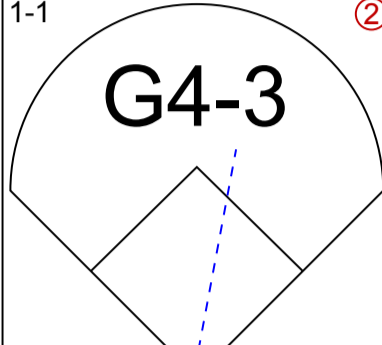
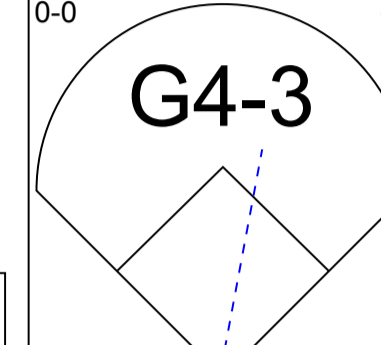
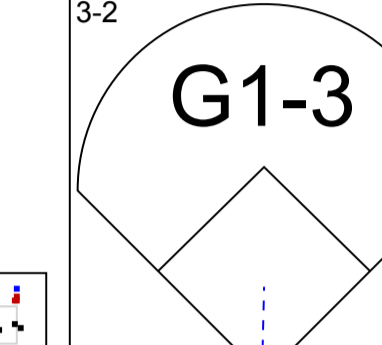
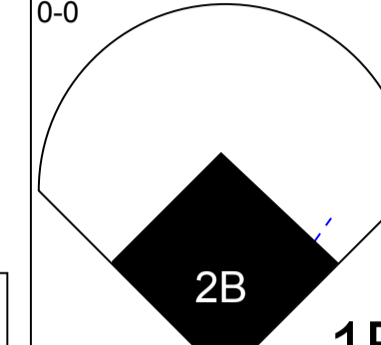
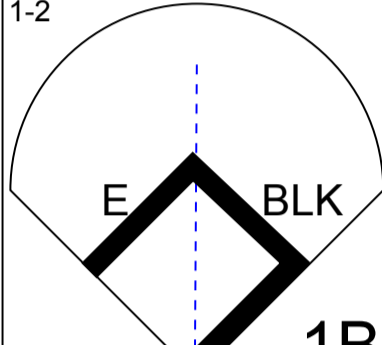
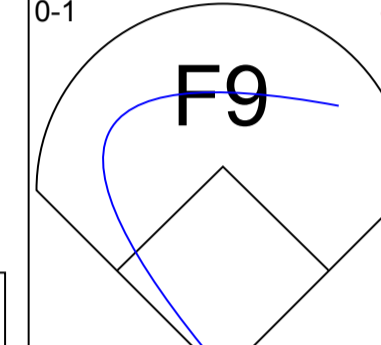
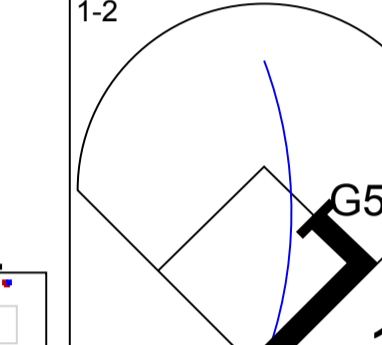
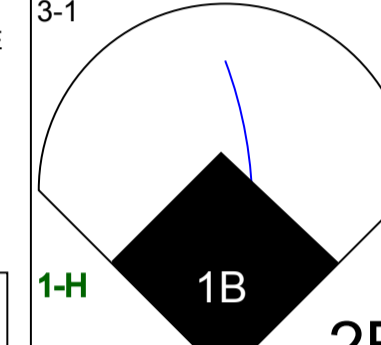
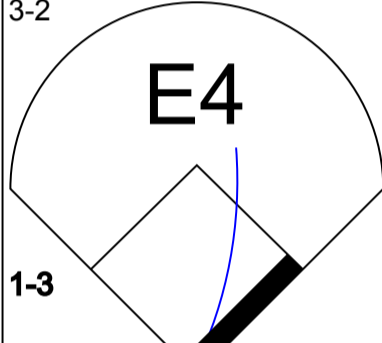
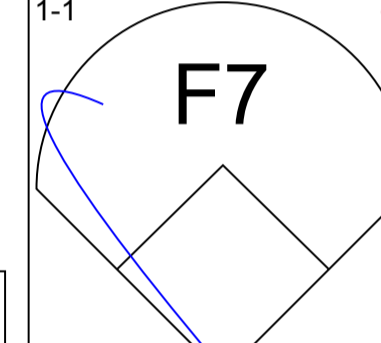
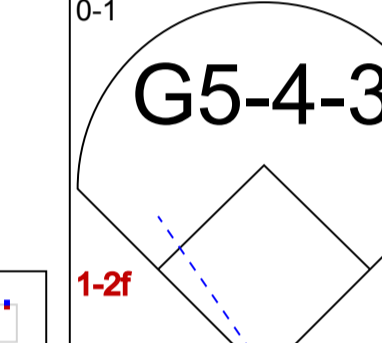
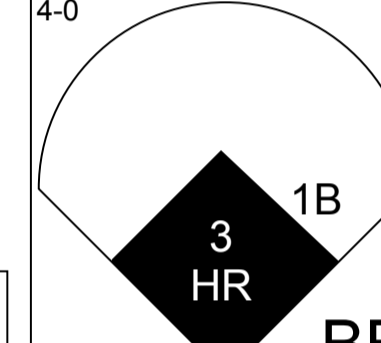
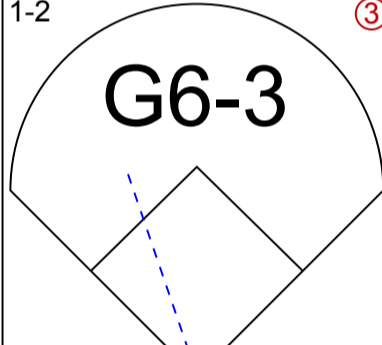
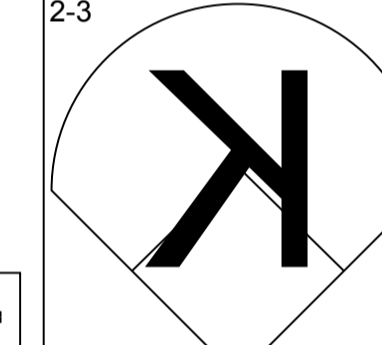
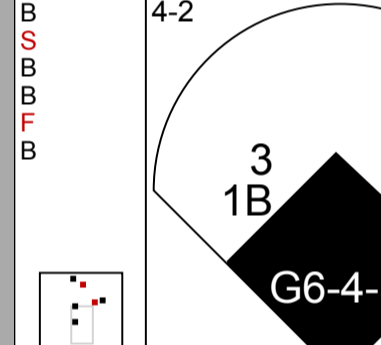
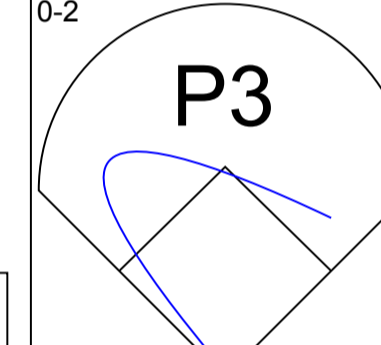
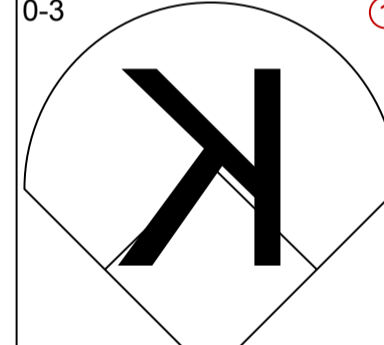
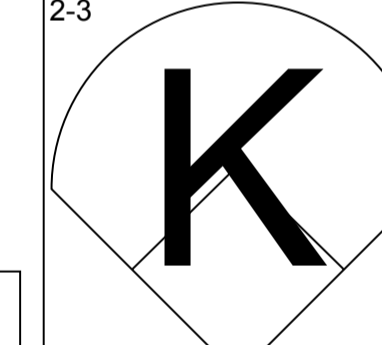
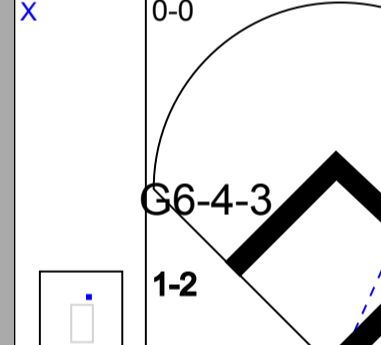
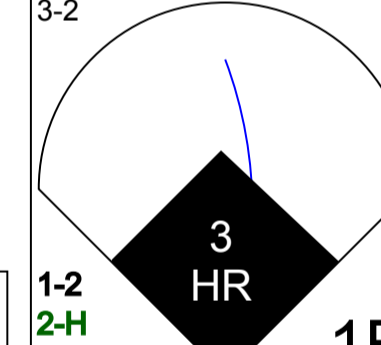
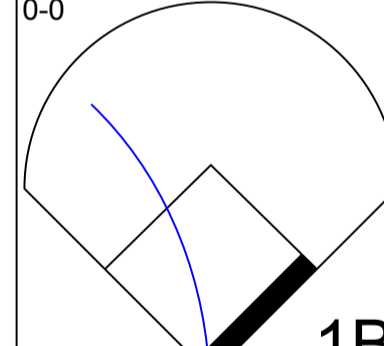
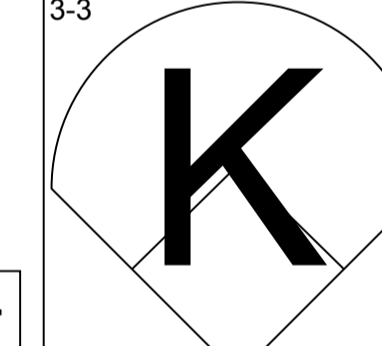
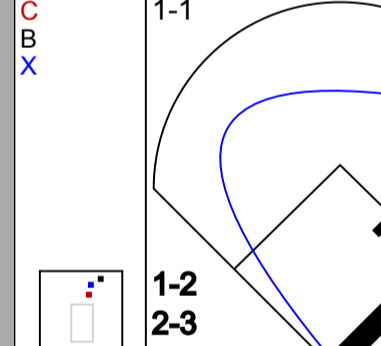
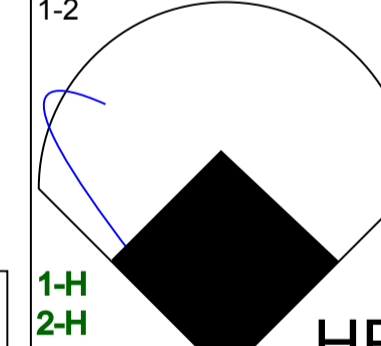
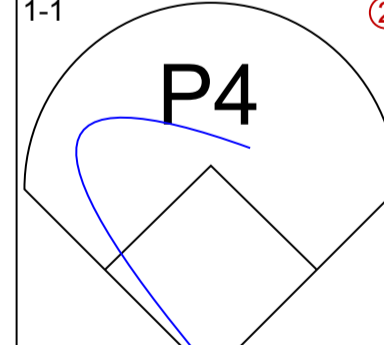
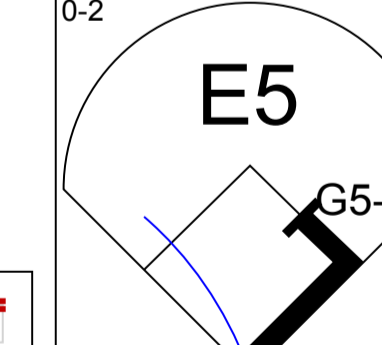
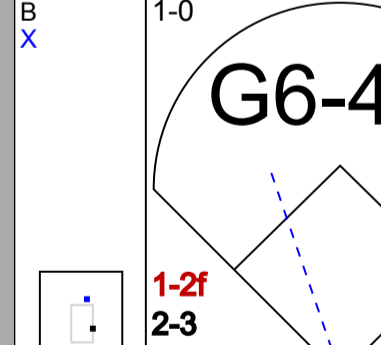
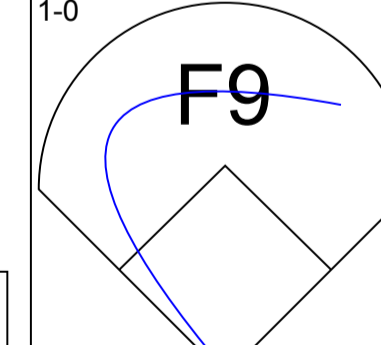
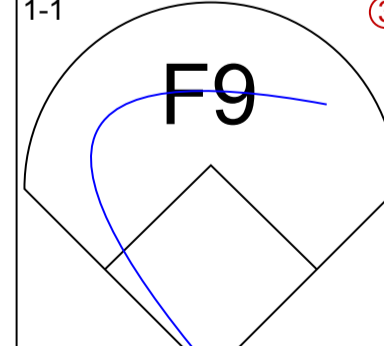
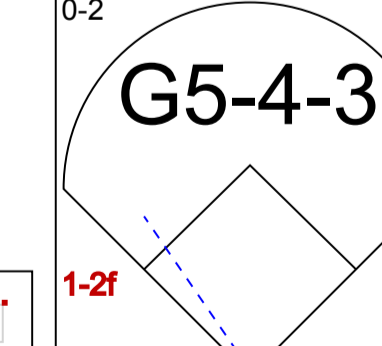
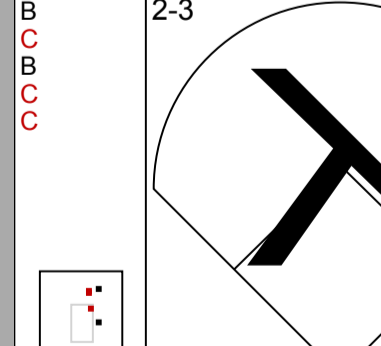
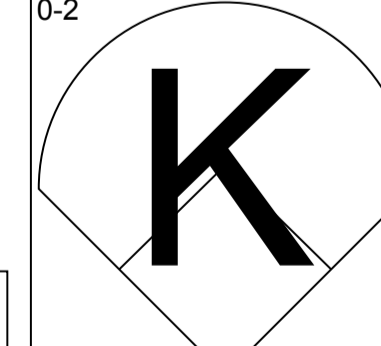
Tue Apr 05 2005, 7:15 PM EDT  
Att. 9,144 - Dome - 72 F

livebaseballscorecards.com

<b>AB</b>	<b>34</b>
<b>R</b>	<b>3</b>
<b>H</b>	<b>7</b>
<b>RBI</b>	<b>3</b>
<b>BB</b>	<b>2</b>
<b>SO</b>	<b>6</b>
<b>LOB</b>	<b>13</b>



Batter	1	2	3	4	5	6	7	8	9	AB R H RBI BB SO LOB	TOP														
<b>3 Reed Johnson, R</b> (1, 7) OBP: 0.300, SLG: 0.500 <b>Gabe Gross, L</b> (9, PH)	1-2 G1-6-3 1B	2-1 G1-3			1-2 G5-3			1-1 3B 1B	1-3 K	4 1 2 0 0 0 2 1 0 0 0 0 1 2	<p><b>Toronto Blue Jays @ Tampa Bay Devil Rays</b></p> <p>Tropicana Field, St. Petersburg, FL</p> <p>Wed Apr 06 2005, 4:15 PM EDT Att. 8,764 - Dome - 72 F</p> <hr/> <p>AB 35 R 5 H 9 RBI 4 BB 3 SO 3 LOB 16</p> 														
<b>Orlando Hudson, S</b> (1, 4) OBP: 0.333, SLG: 0.750	0-0 G1-6-3 1-2f		1-0 G6-3			2-2 10 G5-4-3 1B		0-0 SAFE 47 1B 3B	1-2 G3-1	5 1 2 1 0 0 3															
<b>10 Vernon Wells, R</b> (1, 8) OBP: 0.308, SLG: 0.667	2-1 F9		2-2 G6-3			2-2 SAFE G5-4-3 1-2f		0-3 K		4 0 0 0 0 1 2															
<b>47 Corey Koskie, L</b> (1, 5) OBP: 0.231, SLG: 0.091		0-1 P5	3-2 F9			3-3 K		1-0 K		4 0 1 1 0 1 0															
<b>Shea Hillenbrand, R</b> (1, 3) OBP: 0.333, SLG: 0.333		1-0 15 3B 1B		0-1 L6			0-2 L7	1-0 F9		4 1 1 0 0 0 1															
<b>Frank Menechino, R</b> (1, 10) <b>Eric Hinske, L</b> (8, PH) OBP: 0.222, SLG: 0.500		1-1 15 3B 1B		2-2 G4-3			4-0 9 FC5 15 1B BB	0-0 F9		2 1 1 0 1 0 0 1 0 0 0 0 0 1															
<b>15 Alex Rios, R</b> (1, 9) OBP: 0.250, SLG: 0.571		1-2 8 FC1 3B		0-0 F9			1 SAFE 0-1 F9	1-2 9 1B	0-0 F7	4 1 2 2 0 0 0															
<b>9 Gregg Zaun, S</b> (1, 2) OBP: 0.250, SLG: 0.182		0-2 FC5 8 FC1			0-0 P4		1 SAFE 0-1 FC5		4-2 BB	3 0 0 0 1 0 2															
<b>8 Russ Adams, L</b> (1, 6) <b>John McDonald, R</b> (7, PH) <b>Frank Catalanotto, L</b> (9, PH) OBP: 0.500, SLG: 0.667		0-0 FC1			1-0 F9		3-2 F8	3-2 F8	4-1 BB	2 0 0 0 0 0 2 1 0 0 0 0 0 1 0 0 0 0 1 0 0															
<b>Inning Stats</b>	R: 0 E: 0 K: 0 S: 7	H: 1 LOB: 0 BB: 0 P: 10	R: 2 E: 0 K: 0 S: 14	H: 3 LOB: 2 BB: 0 P: 19	R: 0 E: 0 K: 0 S: 9	H: 0 LOB: 0 BB: 0 P: 15	R: 0 E: 0 K: 0 S: 6	H: 0 LOB: 0 BB: 0 P: 8	R: 0 E: 0 K: 0 S: 5	H: 0 LOB: 0 BB: 0 P: 7		R: 0 E: 0 K: 1 S: 13	H: 1 LOB: 0 BB: 0 P: 20	R: 1 E: 1 K: 0 S: 11	H: 1 LOB: 1 BB: 1 P: 18	R: 2 E: 0 K: 1 S: 9	H: 3 LOB: 1 BB: 0 P: 12	R: 0 E: 0 K: 1 S: 11	H: 0 LOB: 2 BB: 2 P: 21	1B: 7 2B: 0 3B: 2 HR: 0	SF: 0 SAC: 0 DP: 2 HBP: 0	WP: 0 PB: 0 SB: 0 CS: 0	PA: 38		
<b>PITCHER</b>	IP WLS BF H R ER SO BB IBB HBP BLK WP HR S P ERA WHIP																								
<b>Mark Hendrickson, L</b> (1, 1) ERA: 2.7	6.2		26	6	3	2	1	1	0	0	0	0	0	61	90	2.70	1.050								
<b>Travis Harper, R</b> (7, 1) ERA: 9.0	0.2		4	2	2	2	1	0	0	0	0	0	0	10	14	27.00	3.000								
<b>Trever Miller, L</b> (8, 1) ERA:	0.0		1	1	0	0	0	0	0	0	0	0	0	1	2	∞	∞								
<b>Danys Baez, R</b> (8, 1) ERA:	1.2	W	7	0	0	0	1	2	0	0	0	0	0	13	24	0.00	1.200								

Batter	1	2	3	4	5	6	7	8	9
<b>13 Carl Crawford, L</b> OBP: 0.250, SLG: 0.667 (1, 7)									
<b>Joey Gathright, L</b> OBP: 0.250, SLG: 0.250 (1, 8)									
<b>Aubrey Huff, L</b> OBP: 0.250, SLG: 0.333 (1, 9)									
<b>Travis Lee, L</b> OBP: 0.333, SLG: 0.273 (1, 3)									
<b>Julio Lugo, R</b> OBP: 0.200, SLG: 0.200 (1, 6) <b>Nick Green, R</b> (5, 5)									
<b>Chris Singleton, L</b> OBP: 0.300, SLG: 0.300 (1, 10)									
<b>3 Jorge Cantu, R</b> OBP: 0.417, SLG: 1.000 (1, 4)									
<b>Toby Hall, R</b> OBP: 0.333, SLG: 0.200 (1, 2)									
<b>Alex Gonzalez, R</b> OBP: 0.167, SLG: 0.417 (1, 5) (5, 6)									

AB	R	H	RBI	BB	SO	LOB
4	2	2	1	0	2	0
4	1	1	0	0	0	0
4	1	3	2	0	0	0
3	1	0	0	1	0	2
2	0	0	0	0	1	2
1	1	0	0	1	0	2
4	1	2	1	0	2	0
4	1	3	3	0	1	0
4	0	0	0	0	0	3
4	0	0	0	0	2	3

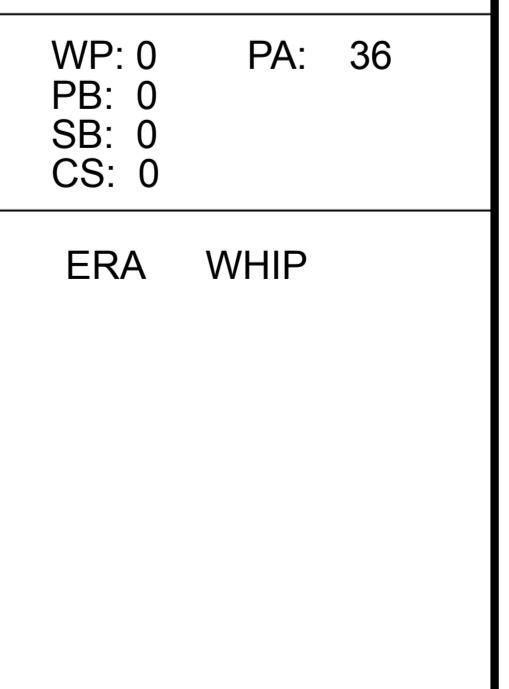
AB	R	H	RBI	BB	SO	LOB
34	8	11	7	2	8	12


Inning Stats		R	H	ER	SO	BB	IBB	HBP	BLK	WP	HR	S	P	ERA	WHIP
R: 0	H: 1	R: 0	H: 1	R: 1	H: 1	R: 0	H: 0	R: 0	H: 0	R: 0	H: 1	R: 1	H: 2	R: 6	H: 5
E: 1	LOB: 2	E: 0	LOB: 1	E: 0	LOB: 0	E: 1	LOB: 0	E: 0	LOB: 0	E: 0	LOB: 0	E: 0	LOB: 1	E: 0	LOB: 0
K: 1	BB: 0	K: 1	BB: 0	K: 3	BB: 0	K: 1	BB: 0	K: 1	BB: 0	K: 1	BB: 0	K: 1	BB: 1	K: 1	BB: 1
S: 15	P: 22	S: 10	P: 12	S: 7	P: 8	S: 9	P: 11	S: 9	P: 13	S: 9	P: 17	S: 9	P: 17	S: 22	P: 34

WP	HR	S	P	ERA	WHIP
0	1	17	22	18.00	2.000

**Toronto Blue Jays @ Tampa Bay Devil Rays**  
Tropicana Field, St. Petersburg, FL  
Wed Apr 06 2005, 4:15 PM EDT  
Att. 8,764 - Dome - 72 F

WP	HR	S	P	ERA	WHIP
0	1	17	22	18.00	2.000



Batter	1	2	3	4	5	6	7	8	9	AB R H RBI BB SO LOB	TOP											
18 Johnny Damon, L (1, 8) OBP: 0.316, SLG: 0.316 Jay Payton, R (9, 8) OBP: 0.333, SLG: 0.333	0-2 34 BB SF7 1B	2-2 G4-3			2-1 F7		0-0 E FC1 1B		0-2 F7	5 2 2 0 0 0 0 0 0 0 0 0 0 0												
Trot Nixon, L (1, 9) OBP: 0.267, SLG: 0.364	1-1 F7		3-2 HR		2-2 G4-3		2-0 FC1 34 2B		0-0 F9	5 2 1 1 0 0 2												
Manny Ramirez, R (1, 7) OBP: 0.222, SLG: 0.125	4-1 34 BB 1-2 BB		1-0 G5-3			4-2 1B FC1-2 BB	1-1 34 2B		2-3 K	3 0 1 1 2 1 0												
34 David Ortiz, L (1, 10) OBP: 0.529, SLG: 0.875	4-2 1-2 2-3 BB		1-0 F9			0-2 FC1-2 1B 1-2 FC4-6 1B	2-2 3-H 1-3 2-H 2B			3 1 2 1 1 0 0												
Kevin Millar, R (1, 3) OBP: 0.533, SLG: 0.455	2-1 SF7 3-H		3-2 P3			1-0 FC4-6 FC1-2 1B 1-2 2-3	0-1 G5-3			3 0 1 1 0 0 2												
Edgar Renteria, R (1, 6) OBP: 0.118, SLG: 0.118	0-1 F7			1-1 G5-3		0-1 FC1-2 FC4-6 1-2 2-3 3-H	1-1 G4-3			4 0 0 0 0 0 7												
Jason Varitek, S (1, 2) OBP: 0.500, SLG: 1.091		3-1 HR		0-1 L8		1-0 FC4-6 FC6-4 1-2f 2-3 3-H		4-2 G3-6-1 BB		3 1 1 2 1 0 2	AB 34 R 6 H 9 RBI 6 BB 4 SO 3 LOB 17											
Bill Mueller, S (1, 5) OBP: 0.353, SLG: 0.267		1-2 G4-6-3 1B		2-2 L7		2-0 FC6-4 1-2f		1-2 SAFE G3-6-1		4 0 1 0 0 0 3												
Mark Bellhorn, S (1, 4) OBP: 0.313, SLG: 0.375		1-0 G4-6-3 1-2f			2-3 K		3-2 G5-3	2-3 K		4 0 0 0 0 2 1												
Inning Stats	R: 1 E: 0 K: 0 S: 14	H: 1 LOB: 2 BB: 2 P: 25	R: 1 E: 0 K: 0 S: 10	H: 2 LOB: 0 BB: 0 P: 17	R: 1 E: 0 K: 0 S: 10	H: 1 LOB: 0 BB: 0 P: 18	R: 0 E: 0 K: 0 S: 7	H: 0 LOB: 0 BB: 0 P: 10	R: 0 E: 0 K: 1 S: 8	H: 0 LOB: 0 BB: 0 P: 14	R: 1 E: 0 K: 0 S: 10	H: 2 LOB: 2 BB: 1 P: 18	R: 2 E: 1 K: 0 S: 14	H: 3 LOB: 2 BB: 0 P: 23	R: 0 E: 0 K: 1 S: 9	H: 0 LOB: 0 BB: 1 P: 16	R: 0 E: 0 K: 1 S: 7	H: 0 LOB: 0 BB: 0 P: 9	1B: 6 2B: 1 3B: 0 HR: 2	SF: 1 SAC: 0 DP: 2 HBP: 0	WP: 0 PB: 0 SB: 1 CS: 0	PA: 39
PITCHER	IP WLS BF H R ER SO BB IBB HBP BLK WP HR S P ERA WHIP																					
Dave Bush, R (1, 1) ERA: 5.4	5.0 L 20 4 3 3 1 2 0 0 0 0 2 49 84 5.40 1.200																					
22 Brandon League, R (6, 1) ERA: 12.0	1.1 11 5 3 2 0 1 0 0 0 0 0 20 36 13.50 4.500																					
Vinnie Chulk, R (7, 1) ERA:	2.2 8 0 0 0 2 1 0 0 0 0 0 20 30 0.00 0.375																					

Boston Red Sox @ Toronto Blue Jays  
Rogers Centre, Toronto, ON  
Fri Apr 08 2005, 7:15 PM EDT  
Att. 50,560 - Roof Closed - 68 F

livebaseballscorecards.com





**Boston Red Sox @ Toronto Blue Jays**  
**Rogers Centre, Toronto, ON**

Sat Apr 09 2005, 1:07 PM EDT  
 Att. 28,765 - Roof Closed - 68 F

[livebaseballscorecards.com](http://livebaseballscorecards.com)

AB	34
R	5
H	8
RBI	5
BB	2
SO	4
LOB	11



	AB	R	H	RBI	BB	SO	LOB
1	3	0	1	0	1	0	1
2	4	1	2	2	0	0	3
3	4	1	1	0	0	1	4
4	3	1	1	3	1	0	0
5	4	0	0	0	0	0	2
6	4	0	0	0	0	1	0
7	4	1	1	0	0	1	0
8	4	0	0	0	0	1	1
9	2	1	1	0	0	0	0
10	2	0	1	0	0	0	0

Batter	1	2	3	4	5	6	7	8	9																														
<b>Mark Bellhorn, S</b> (1, 4) OBP: 0.350, SLG: 0.421	2-1 G3 2B		2-0 G3			2-2 G1-3	4-1 BB																																
<b>Trot Nixon, L</b> (1, 9) OBP: 0.316, SLG: 0.400	0-0 F7		1-1 G5-4-3 1B			2-1 34 HR 1B	1-0 G3-6-3																																
<b>Manny Ramirez, R</b> (1, 7) OBP: 0.227, SLG: 0.150	0-2 G3 2-3		0-2 G5-4-3 1-2f			3-2 34 HR 1B	1-3 K																																
<b>34 David Ortiz, L</b> (1, 10) OBP: 0.524, SLG: 0.947	4-2 BB			3-1 G3		2-0 1-H 2-H HR	1-1 P5																																
<b>Kevin Millar, R</b> (1, 3) OBP: 0.421, SLG: 0.333	0-2 G4-3			1-0 G4-3		0-2 G5-3	2-2 F9																																
<b>Jason Varitek, S</b> (1, 2) OBP: 0.375, SLG: 0.800		1-2 G6-3		3-3 K		2-2 G4-3	3-2 P6																																
<b>Jay Payton, R</b> (1, 8) OBP: 0.286, SLG: 0.286		0-0 G5-3			1-3 K		0-1 1B G3-6-3 1B	3-1 F9																															
<b>Bill Mueller, S</b> (1, 5) OBP: 0.286, SLG: 0.211		3-1 G4-3			2-2 F8		2-3 K	2-1 G4-3																															
<b>Ramón Vázquez, L</b> (1, 6) OBP: 0.500, SLG: 0.500 <b>Edgar Rentería, R</b> (7, PH) OBP: 0.158, SLG: 0.158			0-0 G3 1B		1-1 G4-3		1-2 G3-6-3 BB 1B	3-1 G5-3																															
<b>Inning Stats</b>	R: 0 E: 0 K: 0 S: 11 H: 1 LOB: 2 BB: 1 P: 17	R: 0 E: 0 K: 0 S: 6 H: 0 LOB: 0 BB: 0 P: 10	R: 1 E: 0 K: 0 S: 8 H: 2 LOB: 0 BB: 0 P: 11	R: 0 E: 0 K: 1 S: 8 H: 0 LOB: 0 BB: 0 P: 15	R: 0 E: 0 K: 1 S: 8 H: 0 LOB: 0 BB: 0 P: 12	R: 3 E: 0 K: 0 S: 16 H: 3 LOB: 0 BB: 0 P: 27	R: 1 E: 0 K: 2 S: 14 H: 2 LOB: 2 BB: 1 P: 23	R: 0 E: 0 K: 0 S: 9 H: 0 LOB: 0 BB: 0 P: 15	R: 0 E: 0 K: 0 S: 6 H: 0 LOB: 0 BB: 0 P: 14	1B: 6 2B: 1 3B: 0 HR: 1 SF: 0 SAC: 0 DP: 1 HBP: 0	WP: 0 PB: 0 SB: 0 CS: 0 PA: 36																												
<b>PITCHER</b>	IP	WLS	BF	H	R	ER	SO	BB	IBB	HBP	BLK	WP	HR	S	P	ERA	WHIP	<b>PITCHER</b>					IP	WLS	BF	H	R	ER	SO	BB	IBB	HBP	BLK	WP	HR	S	P	ERA	WHIP
<b>32 Roy Halladay, R</b> (1, 1) ERA: 4.85	6.0	B	25	7	5	5	2	1	0	0	0	0	1	59	94	7.50	1.333	<b>32 Roy Halladay, R</b> (1, 1) ERA: 4.85					6.0	B	25	7	5	5	2	1	0	0	0	0	1	59	94	7.50	1.333
<b>Scott Schoeneweis, L</b> (7, 1) ERA: 18.0	0.2	W	4	1	0	0	1	1	0	0	0	0	0	9	17	0.00	3.000	<b>Scott Schoeneweis, L</b> (7, 1) ERA: 18.0					0.2	W	4	1	0	0	0	1	1	0	0	0	9	17	0.00	3.000	
<b>54 Jason Frasor, R</b> (7, 1) ERA: 3.86	1.1		4	0	0	0	1	0	0	0	0	0	0	12	19	0.00	0.000	<b>54 Jason Frasor, R</b> (7, 1) ERA: 3.86					1.1		4	0	0	0	0	1	0	0	0	12	19	0.00	0.000		
<b>Justin Speier, R</b> (9, 1) ERA: 6.75	1.0		3	0	0	0	0	0	0	0	0	0	0	6	14	0.00	0.000	<b>Justin Speier, R</b> (9, 1) ERA: 6.75					1.0		3	0	0	0	0	0	0	0	6	14	0.00	0.000			

Batter	1	2	3	4	5	6	7	8	9	AB	R	H	RBI	BB	SO	LOB	BOTTOM
--------	---	---	---	---	---	---	---	---	---	----	---	---	-----	----	----	-----	--------

<b>3 Reed Johnson, R</b> (1, 7) <small>OBP: 0.333, SLG: 0.429</small> <b>Frank Catalanotto, L</b> (7, PH) <small>OBP: 0.444, SLG: 0.500</small> <b>Gabe Gross, L</b> (8, 7) <small>(9, 7)</small>										3	0	1	0	0	0	0	<p style="text-align: center;"><b>Boston Red Sox @ Toronto Blue Jays</b>            Rogers Centre, Toronto, ON            Sat Apr 09 2005, 1:07 PM EDT            Att. 28,765 - Roof Closed - 68 F</p>
<b>Orlando Hudson, S</b> (1, 4) <small>OBP: 0.182, SLG: 0.409</small>										5	0	0	0	0	1	3	
<b>10 Vernon Wells, R</b> (1, 8) <small>OBP: 0.273, SLG: 0.619</small>										5	2	2	1	0	0	2	
<b>47 Corey Koskie, L</b> (1, 5) <small>OBP: 0.333, SLG: 0.389</small>									3	3	2	1	1	0	0		
<b>Shea Hillenbrand, R</b> (1, 10) <small>OBP: 0.400, SLG: 0.600</small>									4	3	3	1	0	1	0		
<b>Eric Hinske, L</b> (1, 3) <small>OBP: 0.353, SLG: 0.733</small>									3	1	0	2	0	1	1		
<b>15 Alex Rios, R</b> (1, 9) <small>OBP: 0.429, SLG: 0.692</small>									4	2	3	1	0	0	1		
<b>9 Gregg Zaun, S</b> (1, 2) <small>OBP: 0.300, SLG: 0.421</small>									4	1	2	5	0	1	2		
<b>John McDonald, R</b> (1, 6) <small>OBP: 0.429, SLG: 0.571</small> <b>Frank Menechino, R</b> (7, PH) <small>OBP: 0.429, SLG: 0.200</small> <b>8 Russ Adams, L</b> (7, PH) <small>OBP: 0.444, SLG: 0.875</small> <small>(8, 6)</small>									2	0	0	0	0	1	1		
<b>Inning Stats</b>	R: 0 H: 1 E: 0 LOB: 0 K: 0 BB: 0 S: 5 P: 7	R: 2 H: 3 E: 0 LOB: 1 K: 1 BB: 0 S: 11 P: 14	R: 3 H: 3 E: 0 LOB: 0 K: 0 BB: 0 S: 12 P: 19	R: 0 H: 1 E: 0 LOB: 0 K: 0 BB: 0 S: 8 P: 11	R: 0 H: 0 E: 0 LOB: 0 K: 0 BB: 0 S: 5 P: 7	R: 0 H: 0 E: 0 LOB: 0 K: 2 BB: 0 S: 8 P: 11	R: 1 H: 3 E: 0 LOB: 1 K: 2 BB: 0 S: 14 P: 21	R: 6 H: 5 E: 0 LOB: 1 K: 0 BB: 1 S: 17 P: 30	1B: 10 SF: 0 2B: 2 SAC: 0 3B: 0 DP: 1 HR: 4 HBP: 1	WP: 0 PA: 39 PB: 0 SB: 0 CS: 1							

PITCHER	IP	WLS	BF	H	R	ER	SO	BB	IBB	HBP	BLK	WP	HR	S	P	ERA	WHIP
<b>David Wells, L</b> (1, 1) <small>ERA: 8.44</small>	6.1	L	26	9	6	6	4	0	0	0	0	0	3	55	78	8.53	1.421
<b>Matt Mantei, R</b> (7, 1) <small>ERA: 13.5</small>	0.2		4	3	1	1	1	0	0	0	0	0	0	9	14	13.50	4.500
<b>John Halama, L</b> (8, 1) <small>ERA: 16.2</small>	0.0		3	1	0	0	0	1	0	1	0	0	0	8	16	∞	∞
<b>Blaine Neal, R</b> (8, 1) <small>ERA: 20.25</small>	1.0		6	3	5	5	0	0	0	0	0	0	1	8	12	45.00	3.000

livebaseballscorecards.com

<b>AB</b>	<b>37</b>
<b>R</b>	<b>12</b>
<b>H</b>	<b>16</b>
<b>RBI</b>	<b>12</b>
<b>BB</b>	<b>1</b>
<b>SO</b>	<b>5</b>
<b>LOB</b>	<b>10</b>



Batter	1	2	3	4	5	6	7	8	9	AB R H RBI BB SO LOB	TOP																
18 Johnny Damon, L (1, 8) OBP: 0.333, SLG: 0.375	1-3 K		2-0 2B		0-0 G3-1		3-1 G5-3		0-1 1B	5 0 2 0 0 1 0	<b>Boston Red Sox @ Toronto Blue Jays</b> Rogers Centre, Toronto, ON Sun Apr 10 2005, 1:07 PM EDT Att. 22,845 - Roof Closed - 68 F																
Edgar Renteria, R (1, 6) OBP: 0.167, SLG: 0.167	0-1 F8		1-2 G5-3		0-0 P3			1-3 K	2-2 1B	5 0 1 2 0 1 1																	
Manny Ramirez, R (1, 7) OBP: 0.259, SLG: 0.240	2-3 K		2-1 F7		3-2 34 S 2B			1-1 34 FC4-8 1B	1-0 F8	5 0 2 0 0 1 3																	
34 David Ortiz, L (1, 10) OBP: 0.480, SLG: 0.870		2-2 1B SF9 2B	1-1 G4-3		1-1 P6			0-0 FC4-6 1-2f		4 1 1 0 0 0 3																	
Kevin Millar, R (1, 3) OBP: 0.348, SLG: 0.263		1-0 F7		3-3 K		1-1 G5-3		0-1 FC5-4 1-2f		4 0 0 0 0 1 2																	
Jason Varitek, S (1, 2) OBP: 0.400, SLG: 0.737		0-1 20 BB 1B		2-3 K		1-3 K			0-2 18 1B DI 1B	4 1 2 0 0 2 0																	
Jay Payton, R (1, 9) OBP: 0.300, SLG: 0.333 Trot Nixon, L (9, PH) OBP: 0.300, SLG: 0.375 (9, 9)		1-2 SF9		1-0 20 1B 1B		1-2 G4-1			3-1 F8	2 0 1 1 0 0 0 1 0 0 0 0 0 1																	
20 Kevin Youkilis, R (1, 5) OBP: 0.667, SLG: 0.500 Bill Mueller, S (9, PH) OBP: 0.273, SLG: 0.200 (9, 5)		3-H 4-2 1-2 BB		0-1 1-3 1B		3-3 K			1-1 F8	2 0 1 0 1 1 0 1 0 0 0 0 0 1																	
Mark Bellhorn, S (1, 4) OBP: 0.333, SLG: 0.364		0-3 K		2-3 K		0-0 F9			4-2 18 1B BB	3 1 0 0 1 2 4																	
<b>Inning Stats</b>	R: 0 H: 0 E: 0 LOB: 0 K: 2 BB: 0 S: 8 P: 11	R: 1 H: 2 E: 0 LOB: 2 K: 1 BB: 1 S: 15 P: 23	R: 0 H: 1 E: 0 LOB: 1 K: 0 BB: 0 S: 8 P: 14	R: 0 H: 2 E: 0 LOB: 2 K: 3 BB: 0 S: 12 P: 20	R: 0 H: 1 E: 0 LOB: 1 K: 0 BB: 0 S: 10 P: 14	R: 0 H: 0 E: 0 LOB: 0 K: 1 BB: 0 S: 8 P: 11	R: 0 H: 0 E: 0 LOB: 0 K: 1 BB: 0 S: 6 P: 12	R: 0 H: 1 E: 0 LOB: 1 K: 1 BB: 0 S: 8 P: 10	R: 2 H: 3 E: 0 LOB: 2 K: 0 BB: 1 S: 16 P: 27	1B: 7 SF: 1 2B: 3 SAC: 0 3B: 0 DP: 0 HR: 0 HBP: 0		WP: 0 PA: 39 PB: 0 SB: 1 CS: 0															
<b>PITCHER</b>	IP WLS BF H R ER SO BB IBB HBP BLK WP HR S P ERA WHIP											<b>PITCHER</b>	IP WLS BF H R ER SO BB IBB HBP BLK WP HR S P ERA WHIP														
Ted Lilly, L (1, 1) ERA: 1.8	5.0	22	6	1	1	6	1	0	0	0	0	0	0	53	82	1.80	1.400										
Pete Walker, R (6, 1) ERA:	2.1	H	8	1	0	0	3	0	0	0	0	0	0	19	30	0.00	0.429										
Scott Schoeneweis, L (8, 1) ERA: 15.43	0.1	H	1	0	0	0	0	0	0	0	0	0	0	1	1	0.00	0.000										
Miguel Batista, R (8, 1) ERA: 4.91	1.1	W	8	3	2	2	0	1	0	0	0	0	0	18	29	13.50	3.000										

[livebaseballscorecards.com](http://livebaseballscorecards.com)

AB 36  
R 3  
H 10  
RBI 3  
BB 2  
SO 9  
LOB 15



Batter	1	2	3	4	5	6	7	8	9	AB R H RBI BB SO LOB
Frank Catalanotto, L (1, 7) 3 Reed Johnson, R (8, 7) OBP: 0.385, SLG: 0.364 OBP: 0.375, SLG: 0.467	4-0 BB		0-1 F7		2-0 F8	0-1 F9			1-2 2B 1B	3 0 0 0 1 0 2 1 1 1 0 0 0 0
Orlando Hudson, S (1, 4) OBP: 0.259, SLG: 0.481	0-3 K		1-0 1B		1-2 47 BB 10 1B 1B		1-0 P3		0-0 1-H 2B	5 1 3 1 0 1 1
10 Vernon Wells, R (1, 8) OBP: 0.269, SLG: 0.560	2-3 K		2-3 K		0-0 47 BB 1B		0-0 F8			4 1 1 0 0 2 3
47 Corey Koskie, L (1, 10) OBP: 0.320, SLG: 0.333	3-2 F9		0-0 G4-3		4-0 1B 1B BB		0-2 G4-3			3 0 0 0 1 0 3
Shea Hillenbrand, R (1, 5) OBP: 0.375, SLG: 0.522		3-2 G3		2-0 15 BB 1B G4-6-3 HBP		0-3 K		2-2 F8		3 1 0 0 0 1 3
Eric Hinske, L (1, 3) OBP: 0.429, SLG: 0.737		3-2 15 G4-3 1B		0-0 G4-6-3 15 BB 1-2 1B		3-1 1-H 2-H 3-H 1B		2-1 G4-3		4 0 3 2 0 0 0
15 Alex Rios, R (1, 9) OBP: 0.444, SLG: 0.688		1-0 G4-3		4-2 G4-6-3 1-2 2-3 BB		2-2 F8		2-2 2B		3 0 1 0 1 0 1
Greg Myers, L (1, 2)		3-3 K		0-1 G4-6-3 1-2f 2-3 3-H BB		4-2 8 FC3-6 BB		0-1 G3-1		3 0 0 0 1 1 4
8 Russ Adams, L (1, 6) OBP: 0.385, SLG: 0.636			4-1 1B BB		1-3 K		0-1 FC3-6		1-1 P4	3 0 0 0 1 1 2

Inning Stats	R: 0	H: 0	E: 0	K: 2	S: 11	H: 0	LOB: 1	BB: 1	P: 20	R: 0	H: 1	E: 0	K: 1	S: 10	H: 1	LOB: 2	BB: 1	P: 17	R: 0	H: 1	E: 0	K: 1	S: 8	H: 1	LOB: 1	BB: 1	P: 15	R: 2	H: 3	E: 0	K: 1	S: 10	H: 0	LOB: 1	BB: 1	P: 16	R: 0	H: 0	E: 0	K: 0	S: 5	H: 0	LOB: 0	BB: 0	P: 6	R: 0	H: 1	E: 0	K: 0	S: 10	H: 1	LOB: 1	BB: 0	P: 16	R: 1	H: 2	E: 0	K: 0	S: 6	H: 2	LOB: 1	BB: 0	P: 8	1B: 7	2B: 2	3B: 0	HR: 0	SF: 0	SAC: 0	DP: 1	HBP: 1	WP: 0	PB: 0	SB: 0	CS: 0	PA: 38	ERA	WHIP
30 Matt Clement, R (1, 1) ERA: 4.35	IP	WLS	BF	H	R	ER	SO	BB	IBB	HBP	BLK	WP	HR	S	P	ERA	WHIP																																																													
Alan Embree, L (7, 1) ERA: 4.5	1.0		3	0	0	0	0	0	0	0	0	0	0	5	6	0.00	0.000																																																													
50 Mike Timlin, R (8, 1) ERA: 2.25	1.1	L	7	3	1	1	0	0	0	0	0	0	0	16	24	6.75	2.250																																																													


**BOTTOM**

**Boston Red Sox @ Toronto Blue Jays**  
Rogers Centre, Toronto, ON

Sun Apr 10 2005, 1:07 PM EDT  
Att. 22,845 - Roof Closed - 68 F

AB	32
R	4
H	9
RBI	3
BB	5
SO	6
LOB	19



Batter	1	2	3	4	5	6	7	8	9	AB R H RBI BB SO LOB	TOP									
Frank Catalanotto, L (1,7) OBP: 0.389, SLG: 0.533 3 Reed Johnson, R (8,7) OBP: 0.375, SLG: 0.467	1-3 K	0-1 10 SF8 3B 2-H 3-H		2-1 G6-3 2B 1B	2-0 SF7		2-2 G4-3			4 2 2 3 0 1 0 0 0 0 0 0 0 0										
Orlando Hudson, S (1,4) OBP: 0.250, SLG: 0.438	2-1 HBP 47 1B 1B	1-3 K		0-0 G6-3 1-2	2-0 F7		1-3 K			5 1 1 0 0 2 4										
10 Vernon Wells, R (1,8) OBP: 0.226, SLG: 0.483	2-2 F8	0-0 SF8		1-0 G5-3	1-1 P6		0-0 F8			4 0 0 1 0 0 4										
47 Corey Koskie, L (1,5) OBP: 0.367, SLG: 0.333	0-0 HBP 1-2 1B	4-1 BB		4-0 2B 2-1 IBB		0-1 F9		1-3 K		3 1 1 0 2 1 0										
Shea Hillenbrand, R (1,10) OBP: 0.379, SLG: 0.519	3-2 HBP 1-2 2-3 1B	0-2 F7		0-0 HBP 1-3 2-H 2B		1-1 E5 1B 15 1B		1-3 K		4 1 1 1 0 1 1										
Eric Hinske, L (1,3) OBP: 0.462, SLG: 0.708	3-1 1-2 2-H 3-H 1B		1-0 G4-3	1-1 2-1 3-H	3-2 9 BB 8 BB 1B	1-2 15 1B 9 SF9 1B		1-3 K		5 2 3 2 0 1 0										
15 Alex Rios, R (1,9) OBP: 0.435, SLG: 0.600	1-0 L9		3-2 G5-3		4-1 8 1B 9 BB SF7 BB	3-2 1-3 3-H 1B		2-3 K		4 1 1 1 1 1 2	AB 35 R 10 H 12 RBI 10 BB 6 SO 7 LOB 14									
9 Gregg Zaun, S (1,2) OBP: 0.400, SLG: 0.450		2-2 8 2B 3B 1B		4-0 BB	4-1 8 1B BB	2-2 SF9		4-2 8 F7 BB		1 1 1 1 3 0 0										
8 Russ Adams, L (1,6) OBP: 0.389, SLG: 0.625		0-1 3B 2B	1-1 G1-3		0-1 1-2 2-3 3-H 1B	0-0 F8		3-2 F7		5 1 2 1 0 0 3										
<b>Inning Stats</b>	R: 2 H: 3 E: 0 K: 1 S: 18	H: 3 LOB: 2 BB: 0 P: 30	R: 3 H: 3 E: 0 K: 1 S: 16	H: 3 LOB: 1 BB: 1 P: 23	R: 0 H: 0 E: 0 K: 0 S: 6	H: 0 LOB: 1 BB: 1 P: 15	R: 1 H: 2 E: 0 K: 0 S: 6	H: 2 LOB: 2 BB: 1 P: 14	R: 2 H: 2 E: 0 K: 0 S: 12	H: 2 LOB: 2 BB: 2 P: 28	R: 2 H: 2 E: 1 K: 0 S: 15	H: 2 LOB: 1 BB: 0 P: 22	R: 0 H: 0 E: 0 K: 1 S: 9	H: 0 LOB: 0 BB: 0 P: 12	R: 0 H: 0 E: 0 K: 3 S: 10	H: 0 LOB: 0 BB: 0 P: 13	R: 0 H: 0 E: 0 K: 1 S: 8	H: 0 LOB: 1 BB: 1 P: 17	1B: 9 SF: 3 2B: 2 SAC: 0 3B: 1 DP: 0 HR: 0 HBP: 1	WP: 0 PA: 45 PB: 0 SB: 0 CS: 0
<b>PITCHER</b>	IP WLS BF H R ER SO BB IBB HBP BLK WP HR S P ERA WHIP																			
Kirk Saarloos, R (1,1) ERA: 5.59	3.2 L 23 8 6 6 2 2 1 1 0 0 0 45 80 14.73 2.727																			
Juan Cruz, R (4,1) ERA: 6.75	2.1 14 4 4 2 0 2 0 0 0 0 0 28 52 7.71 2.571																			
20 Huston Street, R (7,1) ERA:	2.0 6 0 0 0 4 0 0 0 0 0 0 19 25 0.00 0.000																			
Keiichi Yabu, R (9,1) ERA:	1.0 3 0 0 0 1 1 0 0 0 0 0 8 17 0.00 1.000																			

Toronto Blue Jays @ Oakland Athletics  
McAfee Coliseum, Oakland, CA  
Mon Apr 11 2005, 10:05 PM EDT  
Att: 44,815 - Clear - 59 F

livebaseballscores.com

Batter	1	2	3	4	5	6	7	8	9	AB R H RBI BB SO LOB
21 Mark Kotsay, L OBP: 0.438, SLG: 0.483 (1, 8)	0-1 F8		0-1 F7		1-3 K		1-2 G5-3		0-0 F9	5 0 0 0 0 1 2
Eric Byrnes, R OBP: 0.292, SLG: 0.500 (1, 7)	2-2 L4		3-2 1B			1-0 HR	3-2 F7			4 1 2 1 0 0 0
Jason Kendall, R OBP: 0.276, SLG: 0.250 17 Adam Melhuse, S (7, 2)	3-2 1B		1-2 L9			2-3 K		0-0 F7		3 0 1 0 0 1 1 1 0 0 0 0 0 0
3 Eric Chavez, L OBP: 0.355, SLG: 0.375 (1, 5)	0-2 G4-3			2-2 L7		0-3 K		4-2 23 G4-6-3 BB		3 0 0 0 1 1 1
23 Bobby Kielty, S (1, 10)		2-2 L9		1-0 G6-3		4-0 1B 14 1B BB		2-1 G4-6-3		3 1 0 0 1 0 1
Scott Hatteberg, L OBP: 0.385, SLG: 0.500 Charles Thomas, L (8, 9)		1-0 14 1B 2B		2-2 L4		0-2 14 1B 1-3 1B		3-2 F7		3 0 2 0 0 0 0 1 0 0 0 0 0 0
14 Mark Ellis, R OBP: 0.467, SLG: 0.429 (1, 4)		2-2 G5-4-3 1B			2-0 G6-3	1-1 FC6-4 1B		4-2 2B BB		3 1 2 1 1 0 0
Nick Swisher, S OBP: 0.222, SLG: 0.423 (8, 3)		1-2 SAFE G5-4-3		0-3 K	0-3 K	0-0 FC6-4		0-1 F8		4 0 0 0 0 1 5
Marco Scutaro, R OBP: 0.348, SLG: 0.350 (1, 6)			2-1 L5		0-1 1B		1-3 K		1-1 2B	4 0 2 1 0 1 0

Inning Stats	R: 0 E: 0 K: 14 S: 14	H: 1 LOB: 1 BB: 0 P: 19	R: 0 E: 0 K: 11 S: 11	H: 2 LOB: 1 BB: 0 P: 17	R: 0 E: 0 K: 11 S: 11	H: 1 LOB: 1 BB: 0 P: 17	R: 0 E: 0 K: 9 S: 9	H: 0 LOB: 0 BB: 0 P: 14	R: 0 E: 0 K: 9 S: 9	H: 1 LOB: 1 BB: 0 P: 12	R: 2 E: 0 K: 13 S: 13	H: 3 LOB: 2 BB: 1 P: 21	R: 0 E: 0 K: 11 S: 11	H: 0 LOB: 0 BB: 0 P: 16	R: 0 E: 0 K: 5 S: 5	H: 0 LOB: 0 BB: 1 P: 11	R: 1 E: 0 K: 11 S: 11	H: 1 LOB: 1 BB: 1 P: 19	1B: 6 2B: 2 3B: 0 HR: 1	SF: 0 SAC: 0 DP: 2 HBP: 0
--------------	--------------------------------	----------------------------------	--------------------------------	----------------------------------	--------------------------------	----------------------------------	------------------------------	----------------------------------	------------------------------	----------------------------------	--------------------------------	----------------------------------	--------------------------------	----------------------------------	------------------------------	----------------------------------	--------------------------------	----------------------------------	----------------------------------	------------------------------------

**BOTTOM**

**Toronto Blue Jays @ Oakland Athletics**  
McAfee Coliseum, Oakland, CA

Mon Apr 11 2005, 10:05 PM EDT  
Att. 44,815 - Clear - 59 F

AB	34
R	3
H	9
RBI	3
BB	3
SO	5
LOB	10



WP: 0 PA: 37  
PB: 0  
SB: 0  
CS: 0

[livebaseballscorecards.com](http://livebaseballscorecards.com)

PITCHER	IP	WLS	BF	H	R	ER	SO	BB	IBB	HBP	BLK	WP	HR	S	P	ERA	WHIP
39 Gustavo Chacin, L ERA: 2.45 (1, 1)	6.0		26	8	2	2	4	1	0	0	0	0	1	67	100	3.00	1.500
Vinnie Chulk, R ERA: (7, 1)	2.0		6	0	0	0	1	1	0	0	0	0	0	16	27	0.00	0.500
Justin Speier, R ERA: 7.36 (9, 1)	1.0		5	1	1	1	0	1	0	0	0	0	0	11	19	9.00	2.000

Batter	1	2	3	4	5	6	7	8	9	AB R H RBI BB SO LOB	TOP									
Frank Catalanotto, L (1, 7) OBP: 0.364, SLG: 0.474 3 Reed Johnson, R (7, 7) OBP: 0.375, SLG: 0.467	1-2 K		0-0 G3-1		2-1 G6-3		2-2 1B			4 0 1 0 0 1 1 0 0 0 0 0 0 0										
Orlando Hudson, S (1, 4) OBP: 0.222, SLG: 0.389	0-0 L8			1-0 G6-3	1-1 G5-3		1-3 K			4 0 0 0 0 1 2										
10 Vernon Wells, R (1, 8) OBP: 0.200, SLG: 0.424	0-0 P5			3-1 F7		2-0 F8		0-0 P3		4 0 0 0 0 0 0										
47 Corey Koskie, L (1, 5) OBP: 0.364, SLG: 0.333 Frank Menechino, R (7, 5) OBP: 0.375, SLG: 0.167		1-0 F7		0-2 1B HR 1B		0-0 L9		1-3 K		3 1 1 0 0 0 0 1 0 0 0 0 1 0										
Shea Hillenbrand, R (1, 10) OBP: 0.394, SLG: 0.516		0-2 G6-3		1-1 1-2 HR 1B		1-0 BB 1B		0-0 F7		4 1 2 0 0 0 0										
Eric Hinske, L (1, 3) OBP: 0.467, SLG: 0.778		0-1 F9		3-2 1-H 2-H HR		4-2 15 FC6-4 BB			2-3 K	3 1 1 3 1 1 0										
15 Alex Rios, R (1, 9) OBP: 0.370, SLG: 0.500			0-1 E6 G6-3 8 G4-3		2-2 K		0-0 FC6-4		2-1 G4-3	4 1 0 0 0 1 2										
9 Gregg Zaun, S (1, 2) OBP: 0.448, SLG: 0.591			2-2 G6-3		4-1 G6-3 8 G4-3 BB		4-2 8 G4-6-3 BB		3-1 HR	2 1 1 1 2 0 1										
8 Russ Adams, L (1, 6) OBP: 0.318, SLG: 0.500			0-0 G4-3		2-1 G4-3		2-2 G4-6-3		1-2 F7	4 0 0 1 0 0 2										
<b>Inning Stats</b>	R: 0 E: 0 K: 1 S: 5	H: 0 LOB: 0 BB: 0 P: 6	R: 0 E: 0 K: 0 S: 6	H: 0 LOB: 0 BB: 0 P: 7	R: 1 E: 1 K: 0 S: 7	H: 0 LOB: 0 BB: 0 P: 9	R: 3 E: 0 K: 1 S: 14	H: 3 LOB: 0 BB: 0 P: 24	R: 0 E: 0 K: 0 S: 7	H: 1 LOB: 2 BB: 1 P: 14	R: 0 E: 0 K: 1 S: 15	H: 1 LOB: 1 BB: 1 P: 24	R: 0 E: 0 K: 1 S: 6	H: 0 LOB: 0 BB: 0 P: 7	R: 1 E: 0 K: 1 S: 10	H: 1 LOB: 0 BB: 0 P: 18	1B: 4 2B: 0 3B: 0 HR: 2	SF: 0 SAC: 0 DP: 1 HBP: 0	WP: 0 PB: 0 SB: 1 CS: 0	PA: 36
<b>PITCHER</b>	IP WLS BF H R ER SO BB IBB HBP BLK WP HR S P ERA WHIP																			
Dan Haren, R (1, 1) ERA: 2.77	7.0 L 29 5 4 3 3 3 0 0 0 0 0 1 61 100 3.86 1.143																			
58 Justin Duchschere, R (8, 1) ERA: 1.29	2.0 7 1 1 1 2 0 0 0 0 0 0 1 16 25 4.50 0.500																			

Toronto Blue Jays @ Oakland Athletics  
McAfee Coliseum, Oakland, CA  
Tue Apr 12 2005, 10:05 PM EDT  
Att. 10,106 - Partly Cloudy - 57 F

livebaseballscorecards.com

AB	33
R	5
H	6
RBI	5
BB	3
SO	5
LOB	8





Batter	1	2	3	4	5	6	7	8	9	AB	R	H	RBI	BB	SO	LOB
21 Mark Kotsay, L OBP: 0.432, SLG: 0.471 (1, 8)	2-2 G1-3		0-1 FC1-6 BB 1B		0-1 L7		2-0 1-2 1B		1-0 G3	5	0	2	0	0	0	1
Charles Thomas, L (1, 7)	0-1 G4-3		4-0 FC1-6 BB 1-2		1-3 K		0-1 L7			3	0	0	0	1	1	2
Jason Kendall, R OBP: 0.242, SLG: 0.219 (1, 2)	2-2 G1		1-2 K		2-3 K		1-1 F8			4	0	0	0	0	2	2
3 Eric Chavez, L OBP: 0.343, SLG: 0.357 (1, 5)		3-2 G6-3	3-2 FC1-6		1-2 1B		3-1 G4-3			4	0	1	0	0	0	2
Erubiel Durazo, L OBP: 0.290, SLG: 0.185 (1, 10)		1-0 1B 2B 1B	1-1 P5		0-0 F7		4-1 BB			3	1	1	0	1	0	3
Scott Hatteberg, L OBP: 0.367, SLG: 0.464 (1, 3)		2-1 2B 1-3 1B		1-2 G1-3		0-1 P6		1-3 K		4	1	1	0	0	1	2
14 Mark Ellis, R OBP: 0.421, SLG: 0.353 (1, 4)		0-3 K		1-2 F9		1-2 F8			4-2 21 DI BB	3	0	0	0	1	1	2
Nick Swisher, S OBP: 0.226, SLG: 0.433 (1, 9)		1-2 2B		1-3 K		1-2 K			0-0 F8	4	0	1	2	0	2	1
Marco Scutaro, R OBP: 0.346, SLG: 0.348 Keith Ginter, R OBP: 0.263, SLG: 0.500 (9, PH)		0-0 G4-3		1-1 F9		0-0 21 1B 1B			1-3 K	3	0	1	0	0	0	1
										1	0	0	0	0	1	1

Inning Stats	R: 0	H: 0	E: 0	K: 10	S: 10	R: 2	H: 3	E: 0	K: 15	S: 15	R: 0	H: 1	E: 0	K: 11	S: 9	R: 0	H: 0	E: 0	K: 7	S: 7	R: 0	H: 1	E: 0	K: 11	S: 11	R: 0	H: 2	E: 0	K: 10	S: 10	R: 0	H: 0	E: 0	K: 8	S: 8	R: 0	H: 0	E: 0	K: 10	S: 10	R: 0	H: 0	E: 0	K: 10	S: 10	1B: 6	2B: 1	3B: 0	HR: 0	SF: 0	SAC: 0	DP: 0	HBP: 0	WP: 0	PB: 0	SB: 0	CS: 0	PA: 37
PITCHER	IP	WLS	BF	H	R	ER	SO	BB	IBB	HBP	BLK	WP	HR	S	P	ERA	WHIP																																									
Josh Towers, R ERA: 2.13 (1, 1)	6.2	W	27	6	2		6	1	0	0	0	0	0	70	100	2.70	1.050																																									
22 Brandon League, R ERA: 9.82 (7, 1)	0.2	H	3	1	0	0	0	0	0	0	0	0	0	5	8	0.00	1.500																																									
Scott Schoeneweis, L ERA: 12.0 (8, 1)	0.2	H	3	0	0	0	1	1	0	0	0	0	0	6	14	0.00	1.500																																									
Miguel Batista, R ERA: 3.86 (9, 1)	1.0	S	4	0	0	0	1	1	0	0	0	0	0	10	16	0.00	1.000																																									

BOTTOM

Toronto Blue Jays @ Oakland Athletics  
 McAfee Coliseum, Oakland, CA  
 Tue Apr 12 2005, 10:05 PM EDT  
 Att. 10,106 - Partly Cloudy - 57 F

livebaseballscores.com

AB	34
R	2
H	7
RBI	2
BB	3
SO	8
LOB	17



Batter	1	2	3	4	5	6	7	8	9	AB R H RBI BB SO LOB	TOP
<b>Frank Catalanotto, L</b> OBP: 0.385, SLG: 0.455 (1, 10) CF B F X	1-2 F8 ①		3-1 1B ②			4-0 G4-6-3 BB ②		2-2 G4-3 ②		3 0 1 0 1 0 0	
<b>Orlando Hudson, S</b> OBP: 0.225, SLG: 0.375 (1, 4) C F X	0-2 G6-3 ②		0-1 G1-3 ③			1 SAFE 0-1 G4-6-3 1-2f ②		1-2 1B ③		4 0 1 0 0 0 2	
<b>10 Vernon Wells, R</b> OBP: 0.231, SLG: 0.417 (1, 8) B B B C	4-1 BB ③			1-1 P2 ①		0-1 1B ③		3-3 K ③		3 0 1 0 1 1 1	
<b>Eric Hinske, L</b> OBP: 0.441, SLG: 0.700 (1, 3) B D C B X	3-1 G4-3 ③			0-2 P5 ②		2-2 G1-3 ③		4-0 9 2B 15 G6-3 BB ①		3 1 0 0 1 0 2	
<b>Shea Hillenbrand, R</b> OBP: 0.378, SLG: 0.514 (1, 5) C X		0-1 F9 ①		3-2 L9 ③			1-1 9 G3-1 15 1B 2B ①		0-3 K ①	4 1 1 0 0 1 1	
<b>9 Gregg Zaun, S</b> OBP: 0.424, SLG: 0.577 (1, 2) B C X		1-1 F8 ②			0-1 G4-3 ①		1-2 G3-1 ①		0-2 2B ①	4 0 1 0 0 0 1	
<b>15 Alex Rios, R</b> OBP: 0.355, SLG: 0.464 (1, 9) B X		1-0 L6 ③			1-3 K ②		1-0 8 CS 1B ②		0-2 G6-3 ②	4 0 1 2 0 1 1	
<b>8 Russ Adams, L</b> OBP: 0.308, SLG: 0.435 (1, 6) C D C B X			0-3 K ①		0-3 K ③		1 SAFE 1 B SAFE 2-3 1-2 ②		3-H 4-1 BB ③	3 0 0 0 1 3 1	
<b>3 Reed Johnson, R</b> OBP: 0.350, SLG: 0.579 (1, 7) C B S S B X			1-2 G3-1 ②			1-0 HR ②		2-2 G6-3 ①	2-3 K ③	4 1 1 1 0 1 2	

Inning Stats	R: 0 E: 0 K: 0 S: 10	H: 0 LOB: 1 BB: 1 P: 18	R: 0 E: 0 K: 0 S: 5	H: 0 LOB: 0 BB: 0 P: 7	R: 0 E: 0 K: 1 S: 10	H: 1 LOB: 1 BB: 0 P: 14	R: 0 E: 0 K: 0 S: 9	H: 0 LOB: 0 BB: 0 P: 13	R: 0 E: 0 K: 2 S: 9	H: 0 LOB: 0 BB: 0 P: 10	R: 1 E: 0 K: 0 S: 8	H: 2 LOB: 1 BB: 1 P: 15	R: 1 E: 0 K: 1 S: 9	H: 2 LOB: 0 BB: 0 P: 14	R: 0 E: 0 K: 1 S: 15	H: 1 LOB: 1 BB: 0 P: 23	R: 1 E: 0 K: 2 S: 15	H: 1 LOB: 2 BB: 2 P: 25	1B: 4 2B: 2 3B: 0 HR: 1	SF: 0 SAC: 0 DP: 1 HBP: 0	WP: 0 PB: 0 SB: 0 CS: 1	PA: 36
--------------	-------------------------------	----------------------------------	------------------------------	---------------------------------	-------------------------------	----------------------------------	------------------------------	----------------------------------	------------------------------	----------------------------------	------------------------------	----------------------------------	------------------------------	----------------------------------	-------------------------------	----------------------------------	-------------------------------	----------------------------------	----------------------------------	------------------------------------	----------------------------------	--------

PITCHER	IP	WLS	BF	H	R	ER	SO	BB	IBB	HBP	BLK	WP	HR	S	P	ERA	WHIP
<b>Joe Blanton, R</b> ERA: 2.45 (1, 1)	6.0		22	3	1	1	3	2	0	0	0	0	1	51	77	1.50	0.833
<b>20 Huston Street, R</b> ERA: 1.8 (7, 1)	1.0	B	4	2	1	1	1	0	0	0	0	0	0	9	14	9.00	2.000
<b>50 Kiko Calero, R</b> ERA: (8, 1)	1.0	W	4	1	0	0	1	0	0	0	0	0	0	15	23	0.00	1.000
<b>Octavio Dotel, R</b> ERA: 3.0 (9, 1)	1.0		6	1	1	1	2	2	0	0	0	0	0	15	25	9.00	3.000

**Toronto Blue Jays @ Oakland Athletics**  
**McAfee Coliseum, Oakland, CA**  
 Wed Apr 13 2005, 10:05 PM EDT  
 Att. 15,860 - Clear - 57 F

[livebaseballscorecards.com](http://livebaseballscorecards.com)

AB	32
R	3
H	7
RBI	3
BB	4
SO	7
LOB	11



Batter	1	2	3	4	5	6	7	8	9
21 Mark Kotsay, L OBP: 0.439, SLG: 0.486 (1, 8)	0-1 F7		3-2 G1-3			1-2 2B		4-0 BB, 1B, E, IBB	
Jason Kendall, R OBP: 0.270, SLG: 0.278 (1, 2)	1-1 F9			2-1 G6-3		0-2 2B, 2-H		2-1 E, BB, FC1-2, 1B	
3 Eric Chavez, L OBP: 0.359, SLG: 0.355 (1, 5)	1-0 1B			2-1 F8		2-2 F8		4-0 FC1-2, E, BB	
Erubiel Durazo, L OBP: 0.237, SLG: 0.161 (1, 10)	1-3 K			0-1 G1-3		3-2 G1-3		2-2 E2, FC1-2, 1B	
Scott Hatteberg, L OBP: 0.353, SLG: 0.438 (1, 3)		0-0 G5-4-3, 1B			2-1 G4-3		1-1 P6	2-2 FC1-2, BB, 1B	
Keith Ginter, R OBP: 0.261, SLG: 0.450 Marco Scutaro, R OBP: 0.346, SLG: 0.348 (8, PR) (9, 6)		1 SAFE 2-2 G5-4-3 1-2f			1-2 F9		3-3 K	1-0 BB, 1B	
Charles Thomas, L (1, 7)		2-3 K			0-1 F7		4-2 CS, BB	4-2 BB, BB	
Nick Swisher, S OBP: 0.257, SLG: 0.529 (1, 9)			2-2 P5			0-0 HR	1 SAFE 1-0 CS	1-2 SH3-4, 1B, K	
14 Mark Ellis, R OBP: 0.381, SLG: 0.316 (9, 4)			0-2 G5-3			1-2 G1-3		1 SAFE 1-0 SH3-4	

Inning Stats	R: 0 E: 0 K: 1 S: 8	H: 1 LOB: 1 BB: 0 P: 11	R: 0 E: 0 K: 1 S: 8	H: 1 LOB: 0 BB: 0 P: 12	R: 0 E: 0 K: 0 S: 14	H: 0 LOB: 0 BB: 0 P: 19	R: 0 E: 0 K: 0 S: 6	H: 0 LOB: 0 BB: 0 P: 10	R: 0 E: 0 K: 0 S: 7	H: 0 LOB: 0 BB: 0 P: 10	R: 2 E: 0 K: 0 S: 17	H: 3 LOB: 1 BB: 0 P: 24	R: 0 E: 0 K: 1 S: 8	H: 0 LOB: 0 BB: 1 P: 17	R: 4 E: 1 K: 1 S: 18	H: 3 LOB: 3 BB: 3 P: 40
--------------	------------------------------	----------------------------------	------------------------------	----------------------------------	-------------------------------	----------------------------------	------------------------------	----------------------------------	------------------------------	----------------------------------	-------------------------------	----------------------------------	------------------------------	----------------------------------	-------------------------------	----------------------------------

PITCHER	IP	WLS	BF	H	R	ER	SO	BB	IBB	HBP	BLK	WP	HR	S	P	ERA	WHIP
Dave Bush, R ERA: 3.75 (1, 1)	7.0		25	5	2	2	3	1	0	0	0	0	1	68	103	2.57	0.857
54 Jason Frasor, R ERA: 6.75 (8, 1)	0.1	L	4	2	3	1	0	0	1	0	0	0	0	4	12	27.00	6.000
Scott Schoeneweis, L ERA: 10.8 (8, 1)	0.1		4	1	1	0	0	1	0	0	0	0	0	9	18	0.00	6.000
Justin Speier, R ERA: 6.75 (8, 1)	0.1		2	0	0	0	1	1	0	0	0	0	0	5	10	0.00	3.000


AB	R	H	RBI	BB	SO	LOB
3	2	1	0	1	0	0
4	0	2	2	0	0	0
3	1	1	0	1	0	1
4	1	0	0	0	1	4
4	0	1	0	0	0	3
4	0	1	2	0	1	1
0	0	0	0	0	0	0
2	0	0	0	2	1	0
4	2	2	1	0	1	3
2	0	0	0	0	0	0

**AB 30**  
**R 6**  
**H 8**  
**RBI 5**  
**BB 4**  
**SO 4**  
**LOB 12**

WP: 0 PA: 36  
PB: 0  
SB: 0  
CS: 1

**Toronto Blue Jays @ Oakland Athletics**  
McAfee Coliseum, Oakland, CA

Wed Apr 13 2005, 10:05 PM EDT  
Att. 15,860 - Clear - 57 F



livebaseballscores.com

Batter	1	2	3	4	5	6	7	8	9	AB	R	H	RBI	BB	SO	LOB	TOP				
<b>Frank Catalanotto, L</b> (1, 7) OBP: 0.367, SLG: 0.462 <b>3 Reed Johnson, R</b> (8, 7) OBP: 0.350, SLG: 0.579	2-2 F8 10 SF9 2B		0-2 F7		X 0-0 F7		1-3 K			4	1	1	0	0	1	2					
<b>Orlando Hudson, S</b> (1, 4) OBP: 0.205, SLG: 0.341	3-1 F8 2-3		1-2 F7			2-0 G3	0-2 G4-3			4	0	0	0	0	0	2					
<b>10 Vernon Wells, R</b> (1, 8) OBP: 0.209, SLG: 0.385	1-2 SF9 3-H			2-2 G6-3		1-2 G6-3		1-2 L8		3	0	0	1	0	0	0					
<b>47 Corey Koskie, L</b> (1, 10) OBP: 0.351, SLG: 0.300	3-3 K			0-0 F8		4-2 BB BB		1-0 F8		3	0	0	0	1	1	0					
<b>Shea Hillenbrand, R</b> (1, 5) OBP: 0.390, SLG: 0.500				1-1 G6-3		4-2 BB BB		2-2 F9		3	0	1	0	1	0	0					
<b>Eric Hinske, L</b> (1, 3) OBP: 0.421, SLG: 0.647				2-1 1B F7		0-0 G4-3			3-3 K	4	0	1	0	0	1	3					
<b>15 Alex Rios, R</b> (1, 9) OBP: 0.343, SLG: 0.438				2-3 K		1-1 G5-3		1-1 9 2B 8 G3 1B		4	1	1	0	0	1	1					
<b>9 Gregg Zaun, S</b> (1, 2) OBP: 0.405, SLG: 0.567				2-3 K		1-1 E4		2-1 SAFE 8 G3 2B		4	0	1	0	0	2	1					
<b>John McDonald, R</b> (1, 6) OBP: 0.333, SLG: 0.444 <b>8 Russ Adams, L</b> (7, PH) OBP: 0.296, SLG: 0.417 (7, 6)					0-0 G5-3		0-1 G5-3		1-1 G3	2	0	0	0	0	0	1					
								2-3 3-H													
<b>Inning Stats</b>	R: 1 E: 0 K: 1 S: 11	H: 1 LOB: 0 BB: 0 P: 20	R: 0 E: 0 K: 2 S: 11	H: 1 LOB: 1 BB: 0 P: 18	R: 0 E: 0 K: 0 S: 8	H: 0 LOB: 0 BB: 0 P: 9	R: 0 E: 0 K: 0 S: 8	H: 1 LOB: 1 BB: 0 P: 13	R: 0 E: 1 K: 0 S: 7	H: 0 LOB: 1 BB: 0 P: 9	R: 0 E: 0 K: 0 S: 10	H: 0 LOB: 2 BB: 2 P: 21	R: 1 E: 0 K: 1 S: 13	H: 2 LOB: 1 BB: 0 P: 18	R: 0 E: 0 K: 2 S: 7	H: 0 LOB: 0 BB: 0 P: 12	1B: 3 2B: 2 3B: 0 HR: 0	SF: 1 SAC: 0 DP: 0 HBP: 0	WP: 0 PB: 0 SB: 0 CS: 0	PA: 35	
<b>PITCHER</b>	IP	WLS	BF	H	R	ER	SO	BB	IBB	HBP	BLK	WP	HR	S	P	ERA	WHIP				
<b>Pedro Astacio, R</b> (1, 1) ERA: 2.57	7.0	L	29	5	2	2	4	2	0	0	0	0	0	68	108	2.57	1.000				
<b>Nick Regilio, R</b> (8, 1) ERA: 11.57	2.0		6	0	0	0	2	0	0	0	0	0	0	18	27	0.00	0.000				

**Toronto Blue Jays @ Texas Rangers**  
Ameriquet Field, Arlington, TX

Thu Apr 14 2005, 8:05 PM EDT  
Att. 19,366 - Clear - 73 F

livebaseballscorecards.com

<b>AB</b>	<b>32</b>
<b>R</b>	<b>2</b>
<b>H</b>	<b>5</b>
<b>RBI</b>	<b>2</b>
<b>BB</b>	<b>2</b>
<b>SO</b>	<b>6</b>
<b>LOB</b>	<b>11</b>



Batter	1	2	3	4	5	6	7	8	9	AB	R	H	RBI	BB	SO	LOB
<b>Alfonso Soriano, R</b> OBP: 0.300, SLG: 0.551 (1, 4) SFS	0-3 K			1-1 10 S 2B	0-0 F9			1 SAFE P B 1 SAFE F X 2-1 G6-4-3 1-2f		4	0	1	0	0	1	3
<b>9 Hank Blalock, L</b> OBP: 0.420, SLG: 0.537 (1, 5) BX	1-0 L9			2-3 K		2-1 G4-3			1-3 K	4	0	0	0	0	2	1
<b>10 Michael Young, R</b> OBP: 0.354, SLG: 0.409 (1, 6) BFS	2-3 K			3-3 K		1-0 F9			2-3 K	4	0	0	0	0	3	1
<b>23 Mark Teixeira, S</b> OBP: 0.271, SLG: 0.318 (1, 3) BXS		1-2 G6-3		3-2 F8		2-0 G3			3-1 BB 1B	4	0	1	0	0	0	1
<b>Richard Hidalgo, R</b> OBP: 0.311, SLG: 0.425 (1, 9) X		0-0 P6			3-1 2B 1B 1B			3-2 P2	4-1 BB	3	1	1	0	1	0	0
<b>Adrián González, L</b> OBP: 0.280, SLG: 0.583 (1, 10) BX		1-0 F7			0-0 1 SAFE 1B 2B			1-0 G4-3	1-1 G3-1	4	0	1	0	0	0	2
<b>David Dellucci, L</b> OBP: 0.500, SLG: 0.647 (1, 7) X			0-0 L8		1-3 K			0-1 G6-3		3	0	0	0	0	1	2
<b>Rod Barajas, R</b> OBP: 0.421, SLG: 0.515 (1, 2) BBS			2-1 G6-3		1-3 K			0-1 E6 FC6		3	0	0	0	0	1	2
<b>Gary Matthews, S</b> OBP: 0.231, SLG: 0.237 (1, 8) BBS			3-3 K		0-0 2-3 3-H 1B			1-2 FC6 G6-4-3 1-2f		3	0	1	1	0	1	1

**BOTTOM**

**Toronto Blue Jays @ Texas Rangers**  
Ameriquet Field, Arlington, TX

Thu Apr 14 2005, 8:05 PM EDT  
Att. 19,366 - Clear - 73 F

<b>AB</b>	<b>32</b>
<b>R</b>	<b>1</b>
<b>H</b>	<b>5</b>
<b>RBI</b>	<b>1</b>
<b>BB</b>	<b>1</b>
<b>SO</b>	<b>9</b>
<b>LOB</b>	<b>13</b>



Inning Stats	R: 0	H: 0	E: 0	K: 2	S: 7	R: 0	H: 0	E: 0	K: 0	S: 5	R: 0	H: 0	E: 0	K: 1	S: 6	R: 0	H: 1	E: 0	K: 2	S: 11	R: 1	H: 3	E: 0	K: 2	S: 12	R: 0	H: 0	E: 0	K: 0	S: 4	R: 0	H: 0	E: 0	K: 0	S: 7	R: 0	H: 0	E: 1	K: 0	S: 9	R: 0	H: 1	E: 0	K: 2	S: 11	1B: 3	2B: 2	3B: 0	HR: 0	SF: 0	SAC: 0	DP: 1	HBP: 0	WP: 0	PA: 33
<b>IP</b>	<b>WLS</b>	<b>BF</b>	<b>H</b>	<b>R</b>	<b>ER</b>	<b>SO</b>	<b>BB</b>	<b>IBB</b>	<b>HBP</b>	<b>BLK</b>	<b>WP</b>	<b>HR</b>	<b>S</b>	<b>P</b>	<b>ERA</b>	<b>WHIP</b>																		<b>IP</b>	<b>WLS</b>	<b>BF</b>	<b>H</b>	<b>R</b>	<b>ER</b>	<b>SO</b>	<b>BB</b>	<b>IBB</b>	<b>HBP</b>	<b>BLK</b>	<b>WP</b>	<b>HR</b>	<b>S</b>	<b>P</b>	<b>ERA</b>	<b>WHIP</b>					
<b>32 Roy Halladay, R</b> ERA: 3.27 (1, 1)	9.0	W	33	5	1	1	9	1	0	0	0	0	0	72	118	1.00	0.667																		9.0	W	33	5	1	1	9	1	0	0	0	0	72	118	1.00	0.667					

<b>WP: 0</b>	<b>PA: 33</b>
<b>PB: 0</b>	
<b>SB: 1</b>	
<b>CS: 0</b>	

<b>WP: 0</b>	<b>PA: 33</b>
<b>PB: 0</b>	
<b>SB: 1</b>	
<b>CS: 0</b>	

Batter	1	2	3	4	5	6	7	8	9	AB R H RBI BB SO LOB	TOP	
Frank Catalanotto, L OBP: 0.353, SLG: 0.533 (1, 7)	2-1 F8		1-1 HR		1-1 L1			2-1 SAFE F7		4 1 1 1 0 0 1	<p>Toronto Blue Jays @ Texas Rangers</p> <p>Ameritrust Field, Arlington, TX</p> <p>Fri Apr 15 2005, 8:05 PM EDT</p> <p>Att. 30,453 - Clear - 72 F</p> <p>livebaseballscorecards.com</p>	
Orlando Hudson, S OBP: 0.208, SLG: 0.333 (1, 4)	3-2 G3		0-0 L7			2-2 G4-3		1-2 10 FC5-4 1B		4 0 1 0 0 0 0		
10 Vernon Wells, R OBP: 0.213, SLG: 0.372 (1, 8)	2-2 G5-3		2-2 1B			0-1 G5-3		3-1 FC5-4 1-2f		4 0 1 0 0 0 2		
47 Corey Koskie, L OBP: 0.341, SLG: 0.294 (1, 10)		3-2 2B G4-3 1B	1-0 F8			3-2 F7		1-3 K		4 1 1 0 0 1 1		
Shea Hillenbrand, R OBP: 0.378, SLG: 0.500 (1, 5)		3-1 G4-3 1-3 2B		2-1 F9		0-0 G6-3		0-0 F7		4 0 1 0 0 0 0		
Eric Hinske, L OBP: 0.381, SLG: 0.579 (1, 3)		1-3 K		2-2 G3		2-0 F7		3-3 K		4 0 0 0 0 2 2		
Greg Myers, L (1, 2)		0-0 G4-3 2-3 3-H		0-0 G1-3		0-0 G1				3 0 0 1 0 0 1		
8 Russ Adams, L OBP: 0.300, SLG: 0.407 (1, 6)		0-0 G4-3			2-1 G4-3		1-2 3 FC6-4 1B			3 0 1 0 0 0 1		
3 Reed Johnson, R OBP: 0.304, SLG: 0.500 (1, 9)			2-2 F8		0-2 G6-3		0-0 FC6-4 1B 1-2f			3 0 0 0 0 0 1		
<b>Inning Stats</b>	R: 0 E: 0 K: 0 S: 8 H: 0 LOB: 0 BB: 0 P: 15	R: 1 E: 0 K: 1 S: 10 H: 2 LOB: 1 BB: 0 P: 17	R: 1 E: 0 K: 0 S: 10 H: 2 LOB: 1 BB: 0 P: 16	R: 0 E: 0 K: 0 S: 7 H: 0 LOB: 0 BB: 0 P: 11	R: 0 E: 0 K: 0 S: 7 H: 0 LOB: 0 BB: 0 P: 10	R: 0 E: 0 K: 0 S: 8 H: 0 LOB: 0 BB: 0 P: 13	R: 0 E: 0 K: 0 S: 3 H: 0 LOB: 0 BB: 0 P: 5	R: 0 E: 0 K: 0 S: 12 H: 2 LOB: 2 BB: 0 P: 19	R: 0 E: 0 K: 2 S: 7 H: 0 LOB: 0 BB: 0 P: 11	1B: 4 2B: 1 3B: 0 HR: 1 SF: 0 SAC: 0 DP: 0 HBP: 0	WP: 0 PB: 0 SB: 0 CS: 0 PA: 33	
<b>PITCHER</b>	IP WLS BF H R ER SO BB IBB HBP BLK WP HR S P ERA WHIP											
Ryan Drese, R ERA: 4.95 (1, 1)	8.0 W 30 6 2 2 1 0 0 0 0 0 1 65 106 2.25 0.750											
Francisco Cordero, R ERA: 3.18 (9, 1)	1.0 S 3 0 0 0 2 0 0 0 0 0 0 7 11 0.00 0.000											

AB	33
R	2
H	6
RBI	2
BB	0
SO	3
LOB	9



Batter	1	2	3	4	5	6	7	8	9
<b>Alfonso Soriano, R</b> OBP: 0.315, SLG: 0.538 (1, 4) BB B B B	4-0 10 2B BB 9 S		1-2 9 FC4-5 1B FC4-5	2-1 F7 FC4-5			0-3 K FC4-5		
<b>9 Hank Blalock, L</b> OBP: 0.407, SLG: 0.511 (1, 5) SAFE 1 SAFE	1-3 1-2 K 1-2		0-2 FC4-5 10 HR 1-2f		0-2 23 BB 1B FC4-5		1-1 G3 FC4-5		
<b>10 Michael Young, R</b> OBP: 0.365, SLG: 0.500 (1, 6) X	0-0 2-H 2B 1-H		3-1 1-H HR FC4-5		1-2 F9 FC4-5		2-0 G4-3 FC4-5		
<b>23 Mark Teixeira, S</b> OBP: 0.308, SLG: 0.391 (1, 3) X	0-0 F8 FC4-5		4-2 BB S BB FC4-5		4-1 SAFE G6-4-3 1-2 BB FC4-5		1-2 HR FC4-5		
<b>Richard Hidalgo, R</b> OBP: 0.286, SLG: 0.386 (1, 8) (7, 9) SAFE SAFE SAFE SAFE SAFE	2-3 K FC4-5		0-3 K FC4-5		0-2 G6-4-3 1-2f FC4-5		0-0 L7 FC4-5		
<b>Kevin Mench, R</b> OBP: 0.226, SLG: 0.200 (1, 7) SAFE SAFE SAFE		2-1 P4 FC4-5		1-1 P4 FC4-5		2-3 K SAFE SAFE		1-1 G6-3 FC4-5	
<b>Chad Allen, R</b> OBP: 0.400, SLG: 0.357 (1, 9) <b>Gary Matthews, S</b> OBP: 0.225, SLG: 0.231 (7, 8) SAFE SAFE		2-1 L8 SAFE		0-0 BB 1B SAFE		2-3 K SAFE SAFE		0-0 G4-3 SAFE	
<b>Rod Barajas, R</b> OBP: 0.415, SLG: 0.528 (1, 2) SAFE SAFE		0-1 F7 SAFE		1-2 L5 SAFE		2-0 2B SAFE			
<b>Mark DeRosa, R</b> (1, 10) SAFE			2-1 F7 SAFE	4-0 BB 1-2 SAFE		1-0 G5-3 SAFE			

AB R H RBI BB SO LOB		BOTTOM																	
3 1 1 0 1 1 2																			
4 1 1 0 0 1 2																			
4 1 2 3 0 0 1																			
2 1 1 1 2 0 1																			
4 0 0 0 0 2 4																			
4 0 0 0 0 1 0																			
3 0 1 0 0 1 0																			
1 0 0 0 0 0 0																			
3 0 1 0 0 0 1																			
2 0 0 0 1 0 1																			
Inning Stats		R: 1	H: 1	R: 0	H: 0	R: 2	H: 2	R: 0	H: 1	R: 0	H: 1	R: 0	H: 0	R: 1	H: 1	1B: 3	SF: 0	WP: 0	PA: 34
		E: 0	LOB: 1	E: 0	LOB: 0	E: 0	LOB: 1	E: 0	LOB: 2	E: 0	LOB: 1	E: 0	LOB: 0	E: 0	LOB: 0	2B: 2	SAC: 0	PB: 0	
		K: 2	BB: 1	K: 0	BB: 0	K: 1	BB: 1	K: 0	BB: 1	K: 2	BB: 0	K: 1	BB: 0	K: 0	BB: 0	3B: 0	DP: 1	SB: 2	
		S: 8	P: 15	S: 6	P: 10	S: 20	P: 30	S: 11	P: 19	S: 8	P: 15	S: 6	P: 9	S: 7	P: 9	HR: 2	HBP: 0	CS: 0	
PITCHER																			
Ted Lilly, L (1, 1)			IP	WLS	BF	H	R	ER	SO	BB	IBB	HBP	BLK	WP	HR	S	P	ERA	WHIP
ERA: 3.6			5.0	L	23	5	3	3	3	4	0	0	0	0	1	56	90	5.40	1.800
22 Brandon League, R (6, 1)			IP	WLS	BF	H	R	ER	SO	BB	IBB	HBP	BLK	WP	HR	S	P	ERA	WHIP
ERA: 6.75			3.0		11	2	1	1	3	0	0	0	0	0	1	21	33	3.00	0.667

Toronto Blue Jays @ Texas Rangers

Ameriquet Field, Arlington, TX

Fri Apr 15 2005, 8:05 PM EDT  
Att. 30,453 - Clear - 72 F

livebaseballscores.com

AB	30
R	4
H	7
RBI	4
BB	4
SO	6
LOB	12



Batter	1	2	3	4	5	6	7	8	9	AB R H RBI BB SO LOB	TOP
--------	---	---	---	---	---	---	---	---	---	----------------------	-----

<b>Frank Menechino, R</b> <small>(1, 5) OBP: 0.333, SLG: 0.111</small> <b>Eric Hinske, L</b> <small>(8, PH) OBP: 0.386, SLG: 0.564</small> <small>(8, 3)</small>	1-0 F9		1-0 F9		1-0 F9	4-1 3 HBP BB		4-2 3 HBP 47 1B BB	2-3 K	3 0 0 0 1 0 2 1 1 0 0 1 1 1	
--	-----------	--	-----------	--	-----------	--------------------	--	-----------------------------	----------	--------------------------------	--

<b>3 Reed Johnson, R</b> <small>(1, 7) OBP: 0.393, SLG: 0.500</small>	3-2 F8		1-2 HBP		2-2 1B	1-0 10 G4-6-3 HBP		3-1 47 1B HBP		2 0 1 2 0 0 0	
--	-----------	--	------------	--	-----------	-------------------------	--	---------------------	--	---------------	--

<b>10 Vernon Wells, R</b> <small>(1, 8) OBP: 0.192, SLG: 0.333</small>	1-3 K		0-0 F9		0-0 F7	2-0 G4-6-3 1-2f		0-3 K	0-3 K	5 0 0 0 0 2 10	
---	----------	--	-----------	--	-----------	-----------------------	--	----------	----------	----------------	--

<b>47 Corey Koskie, L</b> <small>(1, 10) OBP: 0.326, SLG: 0.282</small>		1-0 G1-3	2-3 K		1-3 K		0-3 K	0-1 1B	1-3 2-H 3-H 1B	5 0 1 2 0 3 4	
--	--	-------------	----------	--	----------	--	----------	-----------	-------------------------	---------------	--

<b>Shea Hillenbrand, R</b> <small>(1, 3) OBP: 0.400, SLG: 0.574</small> <small>(8, 5)</small>		1-0 HR		1-2 15 FC5-4 1B		0-0 9 1B 15 E 1B		0-1 L3	1-0 P3	5 2 3 1 0 0 2	
---	--	-----------	--	-----------------------	--	---------------------------	--	-----------	-----------	---------------	--

<b>15 Alex Rios, R</b> <small>(1, 9) OBP: 0.325, SLG: 0.405</small>		2-3 K		0-1 FC5-4 9 FC5-4 1-2f		1-0 FC6 9 1B 1B		3-3 K	0-0 F9 9 BB SF8 1B	5 2 1 0 0 2 2	
--	--	----------	--	---------------------------------	--	--------------------------	--	----------	--------------------------------	---------------	--

<b>9 Gregg Zaun, S</b> <small>(1, 2) OBP: 0.452, SLG: 0.606</small>		2-1 2B		1-2 FC5-4 1-2f		1-0 1B 3 HBP 1B		4-1 SH1-3 3 HBP BB	4-2 1-2 BB	3 2 2 0 2 0 1	
--	--	-----------	--	----------------------	--	--------------------------	--	-----------------------------	------------------	---------------	--

<b>Orlando Hudson, S</b> <small>(1, 4) OBP: 0.226, SLG: 0.340</small>		2-2 G1-3		1-1 F7		0-0 3 HBP SH1-3 1B		2-1 3 HBP 47 1B SH1-3 1B	0-1 F9	5 1 2 2 0 0 4	
--	--	-------------	--	-----------	--	-----------------------------	--	--------------------------------------	-----------	---------------	--

<b>John McDonald, R</b> <small>(1, 6) OBP: 0.417, SLG: 0.545</small>			1-1 3 HBP 1B		2-1 3 1B 1B	0-0 SH1-3		0-0 SH1-3	0-1 SF8	2 0 2 1 0 0 0	
---	--	--	--------------------	--	-------------------	--------------	--	--------------	------------	---------------	--

Inning Stats	R: 0	H: 0	E: 0	K: 1	S: 8	P: 13	R: 1	H: 2	E: 0	K: 1	S: 11	P: 19	R: 0	H: 1	E: 0	K: 1	S: 10	P: 15	R: 0	H: 1	E: 0	K: 0	S: 12	P: 15	R: 0	H: 2	E: 0	K: 1	S: 11	P: 17	R: 3	H: 3	E: 1	K: 0	S: 7	P: 16	R: 0	H: 0	E: 0	K: 2	S: 8	P: 11	R: 3	H: 2	E: 0	K: 1	S: 15	P: 29	R: 1	H: 1	E: 0	K: 1	S: 12	P: 18	1B: 10	SF: 1	2B: 1	SAC: 2	3B: 0	DP: 1	HR: 1	HBP: 3	WP: 0	PA: 46
--------------	------	------	------	------	------	-------	------	------	------	------	-------	-------	------	------	------	------	-------	-------	------	------	------	------	-------	-------	------	------	------	------	-------	-------	------	------	------	------	------	-------	------	------	------	------	------	-------	------	------	------	------	-------	-------	------	------	------	------	-------	-------	--------	-------	-------	--------	-------	-------	-------	--------	-------	--------

PITCHER	IP	WLS	BF	H	R	ER	SO	BB	IBB	HBP	BLK	WP	HR	S	P	ERA	WHIP
<b>Kenny Rogers, L</b> <small>(1, 1) ERA: 3.44</small>	5.1	L	29	9	4	3	4	1	0	2	0	0	1	58	92	5.06	1.875
<b>Ryan Bukvich, R</b> <small>(6, 1) ERA: 11.25</small>	2.0		8	1	3	3	2	2	0	0	0	0	0	17	32	13.50	1.500
<b>Carlos Almanzar, R</b> <small>(8, 1) ERA: 6.75</small>	1.1		8	2	1	1	1	1	0	1	0	0	0	15	23	6.75	2.250
<b>Brian Shouse, L</b> <small>(9, 1) ERA: 8.1</small>	0.1		1	0	0	0	1	0	0	0	0	0	0	4	6	0.00	0.000

PITCHER	IP	WLS	BF	H	R	ER	SO	BB	IBB	HBP	BLK	WP	HR	S	P	ERA	WHIP
---------	----	-----	----	---	---	----	----	----	-----	-----	-----	----	----	---	---	-----	------

**Toronto Blue Jays @ Texas Rangers**  
**Ameriquet Field, Arlington, TX**  
 Sat Apr 16 2005, 8:05 PM EDT  
 Att. 40,499 - Clear - 76 F

[livebaseballscorecards.com](http://livebaseballscorecards.com)

<b>AB</b>	36
<b>R</b>	8
<b>H</b>	12
<b>RBI</b>	8
<b>BB</b>	4
<b>SO</b>	8
<b>LOB</b>	26





BOTTOM

Toronto Blue Jays @ Texas Rangers  
Ameriquet Field, Arlington, TX

Sat Apr 16 2005, 8:05 PM EDT  
Att. 40,499 - Clear - 76 F

livebaseballscores.com

AB	30
R	0
H	4
RBI	0
BB	3
SO	4
LOB	19



WP:	0	PA:	34
PB:	0		
SB:	0		
CS:	1		

AB R H RBI BB SO LOB

3	0	1	0	1	0	1
4	0	2	0	0	0	2
4	0	1	0	0	0	3
3	0	0	0	0	0	3
4	0	0	0	0	2	4
3	0	0	0	1	0	0
3	0	0	0	1	0	3
3	0	0	0	0	0	1
3	0	0	0	0	2	2

Batter	1	2	3	4	5	6	7	8	9
Alfonso Soriano, R OBP: 0.328, SLG: 0.527 (1, 4)	4-1 FC6-4 BB		1-1 F8 9 F7 1B		1 SAFE 2-2 P4 1-2			1-2 G6-3	
9 Hank Blalock, L OBP: 0.414, SLG: 0.510 (1, 5)	1-0 P6		1-0 F7 1-2			2-2 G6-4-3 1B		0-0 BB 10 1B 1B	
10 Michael Young, R OBP: 0.357, SLG: 0.481 (1, 6)	0-1 FC6-4 23 HBP		2-0 F8 2-3			3-2 G6-4-3 1-2f		2-0 BB 1B	
23 Mark Teixeira, S OBP: 0.304, SLG: 0.367 (1, 3)	2-2 HBP		0-0 G5-3			0-0 G4-3		0-0 F2	
Richard Hidalgo, R OBP: 0.264, SLG: 0.354 (1, 9)	2-3 K			0-0 F9			0-2 G6-3	1-2 K	
Chad Allen, R OBP: 0.368, SLG: 0.294 (1, 10)		1-1 G6-3		2-1 F7			1-1 G1	4-1 FC6-4 BB	
Kevin Mench, R OBP: 0.229, SLG: 0.182 (1, 7)		4-2 BB		2-2 F7			1-2 G5-3	1-1 FC6-4	
Gary Matthews, S OBP: 0.209, SLG: 0.214 (1, 8)		1-2 P3			0-0 E6 CS		1-2 F8		
Rod Barajas, R OBP: 0.386, SLG: 0.487 (1, 2)		3-3 K			0-0 F8			2-2 K	

Inning Stats	R: 0	H: 0	E: 0	K: 1	S: 9	H: 0	LOB: 2	BB: 1	P: 18	R: 0	H: 0	E: 0	K: 1	S: 15	H: 0	LOB: 1	BB: 1	P: 24	R: 0	H: 1	E: 0	K: 0	S: 5	H: 0	LOB: 0	BB: 0	P: 11	R: 0	H: 0	E: 1	K: 0	S: 6	H: 1	LOB: 0	BB: 0	P: 8	R: 0	H: 1	E: 0	K: 0	S: 7	H: 0	LOB: 0	BB: 0	P: 12	R: 0	H: 0	E: 0	K: 0	S: 9	H: 0	LOB: 0	BB: 0	P: 11	R: 0	H: 0	E: 0	K: 1	S: 10	H: 0	LOB: 0	BB: 0	P: 14	R: 0	H: 2	E: 0	K: 1	S: 9	H: 2	LOB: 3	BB: 1	P: 17	1B: 4	SF: 0	2B: 0	SAC: 0	3B: 0	DP: 1	HR: 0	HBP: 1	WP: 0	PA: 34
--------------	------	------	------	------	------	------	--------	-------	-------	------	------	------	------	-------	------	--------	-------	-------	------	------	------	------	------	------	--------	-------	-------	------	------	------	------	------	------	--------	-------	------	------	------	------	------	------	------	--------	-------	-------	------	------	------	------	------	------	--------	-------	-------	------	------	------	------	-------	------	--------	-------	-------	------	------	------	------	------	------	--------	-------	-------	-------	-------	-------	--------	-------	-------	-------	--------	-------	--------

PITCHER	IP	WLS	BF	H	R	ER	SO	BB	IBB	HBP	BLK	WP	HR	S	P	ERA	WHIP
39 Gustavo Chacin, L ERA: 1.42 (1, 1)	8.0	W	28	2	0	0	3	2	0	1	0	0	0	68	107	0.00	0.500
Miguel Batista, R ERA: 3.18 (9, 1)	1.0		6	2	0	0	1	1	0	0	0	0	0	9	17	0.00	3.000



AB R H RBI BB SO LOB

BOTTOM

Toronto Blue Jays @ Texas Rangers  
 Ameriquest Field, Arlington, TX  
 Sun Apr 17 2005, 2:05 PM EDT  
 Att: 31,310 - Sunny - 76 F

livebaseballscorecards.com

AB 35  
 R 6  
 H 12  
 RBI 6  
 BB 1  
 SO 3  
 LOB 13



WP: 1 PA: 36  
 PB: 0  
 SB: 0  
 CS: 1

Batter	1	2	3	4	5	6	7	8	9
Alfonso Soriano, R OBP: 0.323, SLG: 0.508 (1, 4)	3-2 9 HR 1B	0-1 F7		1-0 G6-3		0-0 F7			
9 Hank Blalock, L OBP: 0.419, SLG: 0.566 (1, 5)	1-2 1-H HR	1-0 F7		1-0 1B		2-1 G4-1			
10 Michael Young, R OBP: 0.367, SLG: 0.536 (1, 6)	1-2 1B 3B 1B	0-0 1-H HR		2-1 F8		0-0 F7			
23 Mark Teixeira, S OBP: 0.300, SLG: 0.358 (1, 10)	1-2 P5	1-0 1B		1-1 G1-3		0-1 P4			
Adrián González, L OBP: 0.241, SLG: 0.500 (1, 3)	0-0 P6	1 SAFE 0-0 F7		1-3 K		2-1 G1-3			
Kevin Mench, R OBP: 0.256, SLG: 0.216 (1, 9)	3-2 3B 1B		2-2 L8		1-0 CS 1B	0-1 G4-3			
David Dellucci, L OBP: 0.500, SLG: 0.700 (1, 7)	2-1 1-H 2-H 3B		3-1 G4-3		4-2 FC6-4 BB		0-3 K		
Sandy Alomar Jr., R OBP: 0.500, SLG: 0.500 (1, 2)	0-0 G6-3		1-1 1B		1-1 FC6-4		1-0 F9		
Gary Matthews, S OBP: 0.234, SLG: 0.239 (1, 8)		1-0 10 HR 1B		0-0 F8		1-0 9 G4-1 9 WP 1B		1-3 K	

Inning Stats	R: 4 E: 0 K: 0 S: 19	H: 5 LOB: 1 BB: 0 P: 30	R: 2 E: 0 K: 0 S: 7	H: 3 LOB: 1 BB: 0 P: 10	R: 0 E: 0 K: 0 S: 9	H: 1 LOB: 1 BB: 0 P: 15	R: 0 E: 0 K: 0 S: 6	H: 1 LOB: 1 BB: 0 P: 11	R: 0 E: 0 K: 1 S: 8	H: 1 LOB: 1 BB: 1 P: 15	R: 0 E: 0 K: 0 S: 5	H: 1 LOB: 1 BB: 0 P: 8	R: 0 E: 0 K: 0 S: 6	H: 0 LOB: 0 BB: 0 P: 8	R: 0 E: 0 K: 2 S: 7	H: 0 LOB: 0 BB: 0 P: 9
--------------	-------------------------------	----------------------------------	------------------------------	----------------------------------	------------------------------	----------------------------------	------------------------------	----------------------------------	------------------------------	----------------------------------	------------------------------	---------------------------------	------------------------------	---------------------------------	------------------------------	---------------------------------

PITCHER	IP	WLS	BF	H	R	ER	SO	BB	IBB	HBP	BLK	WP	HR	S	P	ERA	WHIP
Josh Towers, R ERA: 5.52 (1, 1)	2.0	L	14	8	6	6	0	0	0	0	0	0	2	26	40	27.00	4.000
Pete Walker, R ERA: (3, 1)	3.0		12	3	0	0	1	1	0	0	0	0	0	23	41	0.00	1.333
Vinnie Chulk, R ERA: (6, 1)	1.0		4	1	0	0	0	0	0	0	0	1	0	5	8	0.00	1.000
Scott Schoeneweis, L ERA: 7.71 (7, 1)	1.1		4	0	0	0	1	0	0	0	0	0	0	9	11	0.00	0.000
Justin Speier, R ERA: 5.79 (8, 1)	0.2		2	0	0	0	1	0	0	0	0	0	0	4	6	0.00	0.000

PITCHER	IP	WLS	BF	H	R	ER	SO	BB	IBB	HBP	BLK	WP	HR	S	P	ERA	WHIP
1B: 9	SF: 0	2B: 0	SAC: 0	3B: 1	DP: 0	HR: 2	HBP: 0	WP: 1	PA: 36								



Batter	1	2	3	4	5	6	7	8	9	AB	R	H	RBI	BB	SO	LOB	BOTTOM				
<b>18 Johnny Damon, L</b> (1, 8) OBP: 0.345, SLG: 0.365	2-2 F9	1 SAFE 3-2 1B HR	2-0 1B		3-3 K		2-2 SF8 WP 1B			5	1	3	2	0	1	2	<b>Toronto Blue Jays @ Boston Red Sox</b> Fenway Park, Boston, MA Mon Apr 18 2005, 11:05 AM EDT Att: 35,243 - Sunny - 60 F				
<b>Trot Nixon, L</b> (1, 9) OBP: 0.422, SLG: 0.529	2-3 K	0-0 1-2 3-H 1B HR	3-3 K			2-1 HR 1B	3-2 SF8			4	2	2	2	0	2	0					
<b>Manny Ramirez, R</b> (1, 7) OBP: 0.375, SLG: 0.553 <b>Jay Payton, R</b> (7, 7) OBP: 0.300, SLG: 0.474	4-2 34 1B BB	2-1 1-H 2-H HR		4-0 34 L4-3 BB		2-2 1-H HR	0-0 G3-1			2	3	2	5	2	0	0					
<b>34 David Ortiz, L</b> (1, 10) OBP: 0.352, SLG: 0.583 <b>Ramón Vázquez, L</b> (8, PH) OBP: 0.167, SLG: 0.167	3-2 1B	0-2 L7		2-2 L4-3		1-3 K	3-2 F7			4	0	1	0	0	1	1					
<b>Kevin Millar, R</b> (1, 3) OBP: 0.423, SLG: 0.300 <b>Dave McCarty, R</b> (8, PH) OBP: 0.500, SLG: 0.333	1-2 FC6-4 1B		4-1 2B BB	0-3 K		1-0 2B	1-1 G5-3			3	1	2	1	1	1	0					
<b>Edgar Rentería, R</b> (1, 6) OBP: 0.264, SLG: 0.462	1-0 FC6-4		3-2 1-3 2B 2B		1-1 G6-3	1-1 G5-3	2-2 F8			5	1	1	0	0	0	3					
<b>Jason Varitek, S</b> (1, 2) OBP: 0.350, SLG: 0.641		2-3 K	2-2 G5-3		0-0 HBP 1B	2-3 K				4	0	1	0	0	2	3					
<b>Bill Mueller, S</b> (1, 5) OBP: 0.367, SLG: 0.293		0-1 18 1B 1B	4-0 2B 18 1B IBB		2-2 1-2 HBP		0-0 WP SF8 2B			2	3	2	0	1	0	0					
<b>Mark Bellhorn, S</b> (1, 4) OBP: 0.313, SLG: 0.386		1 SAFE 2-3 K	2-0 1-3 2-H 3-H 18 1B 2B		2-3 K		0-0 F9			4	1	1	2	0	2	4					
<b>Inning Stats</b>	R: 1 E: 0 K: 1 S: 16	H: 2 LOB: 2 BB: 1 P: 29	R: 4 E: 0 K: 2 S: 19	H: 4 LOB: 0 BB: 0 P: 28	R: 4 E: 0 K: 1 S: 16	H: 3 LOB: 0 BB: 2 P: 36	R: 0 E: 0 K: 1 S: 10	H: 0 LOB: 0 BB: 1 P: 16	R: 0 E: 0 K: 2 S: 13	H: 1 LOB: 2 BB: 0 P: 21	R: 2 E: 0 K: 2 S: 20	H: 3 LOB: 1 BB: 0 P: 29	R: 1 E: 0 K: 0 S: 10	H: 2 LOB: 1 BB: 0 P: 15	R: 0 E: 0 K: 0 S: 8	H: 0 LOB: 0 BB: 0 P: 14	1B: 9 2B: 5 3B: 0 HR: 2	SF: 1 SAC: 0 DP: 1 HBP: 1	WP: 1 PB: 0 SB: 0 CS: 0	PA: 42	
<b>PITCHER</b> <b>Dave Bush, R</b> (1, 1) ERA: 7.71 <b>22 Brandon League, R</b> (3, 1) ERA: 6.75 <b>54 Jason Frasor, R</b> (5, 1) ERA: 9.0 <b>Vinnie Chulk, R</b> (7, 1) ERA: 1.35 <b>Justin Speier, R</b> (8, 1) ERA: 4.76	IP 2.0 2.2 1.1 1.0 1.0	WLS L	BF 15 12 7 5 3	H 7 3 2 0	R 7 2 2 1 0	ER 7 2 2 1 0	SO 3 3 3 0 0	BB 2 1 0 0 0	IBB 0 1 0 0 0	HBP 0 1 0 0 0	BLK 0 0 0 0 0	WP 0 0 0 1 0	HR 1 0 1 0 0	S 40 29 25 10 8	P 69 53 37 15 14	ERA 31.50 6.75 13.50 9.00 0.00	WHIP 4.500 1.500 2.250 2.000 0.000				

livebaseballscorecards.com

**AB 36**  
**R 12**  
**H 15**  
**RBI 12**  
**BB 4**  
**SO 9**  
**LOB 14**



Batter	1	2	3	4	5	6	7	8	9	AB R H RBI BB SO LOB	TOP																									
<b>Frank Catalanotto, L</b> (1, 7) <small>OBP: 0.333, SLG: 0.465</small> <b>3 Reed Johnson, R</b> (9, PR) <small>OBP: 0.394, SLG: 0.464</small>	0-2 L3	0-0 F7			0-1 F8		1-1 G6-3		1-2 9 BB 1B HBP	4 0 0 0 0 0 2 0 0 0 0 0 0 0																										
<b>9 Gregg Zaun, S</b> (1, 2) <small>OBP: 0.415, SLG: 0.548</small>	0-1 G4-3		0-1 F8		0-2 G6-3		1-2 FC6-4 1B		4-2 1B 47 1B BB	4 1 1 0 1 0 0																										
<b>Shea Hillenbrand, R</b> (1, 3) <small>OBP: 0.462, SLG: 0.623</small>	1-0 47 1B 1B		1-0 G4-3		2-3 K		1-1 FC6-4 1-2f		0-0 47 1B 1B	5 0 2 0 0 1 1																										
<b>47 Corey Koskie, L</b> (1, 5) <small>OBP: 0.350, SLG: 0.385</small>	1-1 1-3 1B		1-2 G6-3			0-1 HR		1-1 10 HR 1B	2-1 1-2 3-H 1B	5 2 4 2 0 0 0																										
<b>10 Vernon Wells, R</b> (1, 8) <small>OBP: 0.226, SLG: 0.414</small>	1-3 K			0-2 P4		0-0 G6-3		0-1 1-H HR	0-0 F9	5 1 1 2 0 1 4																										
<b>Eric Hinske, L</b> (1, 10) <small>OBP: 0.404, SLG: 0.549</small>		3-2 F9		4-2 1B BB		0-1 15 G4-3 2B		0-1 15 G4-6-3 1B		3 0 2 0 1 0 0																										
<b>15 Alex Rios, R</b> (1, 9) <small>OBP: 0.302, SLG: 0.367</small>		0-3 K		1-0 F9		0-0 G4-3 2-3		2-1 SAFE G4-6-3		4 0 0 0 0 1 3																										
<b>Orlando Hudson, S</b> (1, 4) <small>OBP: 0.269, SLG: 0.373</small>		1-2 8 1B		1-2 1-3 1B		3-1 G3-1		2-1 P3		4 0 2 0 0 0 1																										
<b>8 Russ Adams, L</b> (1, 6) <small>OBP: 0.308, SLG: 0.371</small>		0-1 1-2 1B		2-1 G3			3-2 F7		0-2 F7	4 0 1 0 0 0 2																										
<b>Inning Stats</b>	R: 0 H: 2 E: 0 LOB: 2 K: 1 BB: 0 S: 14 P: 17		R: 0 H: 2 E: 0 LOB: 2 K: 1 BB: 0 S: 13 P: 17		R: 0 H: 0 E: 0 LOB: 0 K: 0 BB: 0 S: 6 P: 8		R: 0 H: 1 E: 0 LOB: 2 K: 0 BB: 1 S: 11 P: 19		R: 0 H: 0 E: 0 LOB: 0 K: 1 BB: 0 S: 9 P: 11		R: 1 H: 2 E: 0 LOB: 1 K: 0 BB: 0 S: 8 P: 11		R: 0 H: 1 E: 0 LOB: 1 K: 0 BB: 0 S: 14 P: 20		R: 2 H: 3 E: 0 LOB: 0 K: 0 BB: 0 S: 10 P: 15		R: 1 H: 2 E: 0 LOB: 2 K: 0 BB: 1 S: 14 P: 21		1B: 10 SF: 0 2B: 1 SAC: 0 3B: 0 DP: 1 HR: 2 HBP: 1	WP: 0 PA: 41 PB: 0 SB: 0 CS: 0																
<b>PITCHER</b>	<b>IP</b>	<b>WLS</b>	<b>BF</b>	<b>H</b>	<b>R</b>	<b>ER</b>	<b>SO</b>	<b>BB</b>	<b>IBB</b>	<b>HBP</b>	<b>BLK</b>	<b>WP</b>	<b>HR</b>	<b>S</b>	<b>P</b>	<b>ERA</b>	<b>WHIP</b>	<b>PITCHER</b>	<b>IP</b>	<b>WLS</b>	<b>BF</b>	<b>H</b>	<b>R</b>	<b>ER</b>	<b>SO</b>	<b>BB</b>	<b>IBB</b>	<b>HBP</b>	<b>BLK</b>	<b>WP</b>	<b>HR</b>	<b>S</b>	<b>P</b>	<b>ERA</b>	<b>WHIP</b>	
<b>Bronson Arroyo, R</b> (1, 1) <small>ERA: 3.86</small>	7.0		30	8	1	1	3	1	0	0	0	0	1	75	103	1.29	1.286																			
<b>Alan Embree, L</b> (8, 1) <small>ERA: 4.15</small>	1.0	B	5	3	2	2	0	0	0	0	0	0	1	10	15	18.00	3.000																			
<b>Keith Foulke, R</b> (9, 1) <small>ERA: 4.5</small>	1.0	L	6	2	1	1	0	1	0	1	0	0	0	14	21	9.00	3.000																			

**Toronto Blue Jays @ Boston Red Sox**  
 Fenway Park, Boston, MA

Tue Apr 19 2005, 7:05 PM EDT  
 Att. 35,598 - Clear - 65 F

[livebaseballscorecards.com](http://livebaseballscorecards.com)

**AB** 38  
**R** 4  
**H** 13  
**RBI** 4  
**BB** 2  
**SO** 3  
**LOB** 13



Batter	1	2	3	4	5	6	7	8	9	AB	R	H	RBI	BB	SO	LOB	BOTTOM					
<b>18 Johnny Damon, L</b> OBP: 0.339, SLG: 0.357 (1, 8) B X	1-0 G6-3 ①		3-2 K ③			0-1 G4-3 ③		0-1 WP BLK 1B		4	0	1	0	0	1	0	<b>Toronto Blue Jays @ Boston Red Sox</b> Fenway Park, Boston, MA Tue Apr 19 2005, 7:05 PM EDT Att. 35,598 - Clear - 65 F					
<b>Trot Nixon, L</b> OBP: 0.429, SLG: 0.514 (1, 9) C B F X	1-2 G4-3 ②			0-0 G5-4-3 1B			2-2 L4 ①	4-2 SAFE SAFE 1-3 IBB		3	0	1	0	1	0	0			<b>livebaseballscorecards.com</b>  <b>AB 32</b> <b>R 3</b> <b>H 6</b> <b>RBI 3</b> <b>BB 2</b> <b>SO 3</b> <b>LOB 8</b>			
<b>Manny Ramirez, R</b> OBP: 0.390, SLG: 0.612 (1, 7) <b>Jay Payton, R</b> OBP: 0.286, SLG: 0.450 (8, 7) B F B X	2-1 HR			0-0 G5-4-3 1-2f			4-0 34 HR BB	0-0 F7 ③		2	2	1	1	1	0	1					<b>WP: 1 PA: 35</b> <b>PB: 0</b> <b>SB: 0</b> <b>CS: 0</b>	
<b>34 David Ortiz, L</b> OBP: 0.345, SLG: 0.615 (1, 10) B B F C X	2-2 F7 ③			0-0 G1-3 ③			2-2 1-H HR	2-2 F7 ①		4	1	1	2	0	0	0						
<b>Kevin Millar, R</b> OBP: 0.416, SLG: 0.286 (1, 3) <b>Dave McCarty, R</b> OBP: 0.600, SLG: 0.500 (7, PR) (8, 3)		1-0 L6 ①			0-2 G6-3 ①		1-2 FC6 HBP	3-2 1B 1B		2	0	0	0	0	0	0						
<b>Edgar Renteria, R</b> OBP: 0.246, SLG: 0.429 (1, 6) M B C X		1-2 G5-3 ②			3-1 G1-6-3 ②		0-3 K	2-0 F7 ②		4	0	0	0	0	1	2						
<b>Jason Varitek, S</b> OBP: 0.341, SLG: 0.605 (1, 2) C B F X		1-2 K ③			0-0 G1-3 ③		0-2 FC6 1-2f	0-0 1B 1B		4	0	1	0	0	1	1						
<b>Ramón Vázquez, L</b> OBP: 0.100, SLG: 0.100 (1, 5) X			0-0 G1-3 ①			1-1 G3 ①		2-2 G5-3 ①	0-2 F8 ③	4	0	0	0	0	0	2						
<b>Mark Bellhorn, S</b> OBP: 0.294, SLG: 0.362 (1, 4) B B X			2-0 G1-3 ②			2-1 F8 ②		0-2 G4-3 ②		3	0	0	0	0	0	0						
<b>Inning Stats</b>	R: 1 E: 0 K: 0 S: 9	H: 1 LOB: 0 BB: 0 P: 15	R: 0 E: 0 K: 1 S: 7	H: 0 LOB: 0 BB: 0 P: 10	R: 0 E: 0 K: 1 S: 5	H: 1 LOB: 0 BB: 0 P: 3	R: 0 E: 0 K: 0 S: 6	H: 0 LOB: 0 BB: 0 P: 9	R: 2 E: 0 K: 1 S: 18	H: 1 LOB: 1 BB: 1 P: 27	R: 0 E: 0 K: 0 S: 11	H: 1 LOB: 2 BB: 1 P: 17	R: 0 E: 0 K: 0 S: 13	H: 2 LOB: 2 BB: 0 P: 20	1B: 4 2B: 0 3B: 0 HR: 2	SF: 0 SAC: 0 DP: 1 HBP: 1						
<b>PITCHER</b>	<b>32 Roy Halladay, R</b> ERA: 3.3 (1, 1)	<b>Miguel Batista, R</b> ERA: 2.7 (9, 1)	IP: 8.0 WLS: W BF: 30 H: 4 R: 3 ER: 3 SO: 3 BB: 1 IBB: 1 HBP: 1 BLK: 1 WP: 1 HR: 2 S: 65 P: 100 ERA: 3.38 WHIP: 0.625	IP: 1.0 WLS: S BF: 5 H: 2 R: 0 ER: 0 SO: 0 BB: 0 IBB: 0 HBP: 0 BLK: 0 WP: 0 HR: 0 S: 13 P: 20 ERA: 0.00 WHIP: 2.000	<b>PITCHER</b>		IP: 1.0 WLS: S BF: 5 H: 2 R: 0 ER: 0 SO: 0 BB: 0 IBB: 0 HBP: 0 BLK: 0 WP: 0 HR: 0 S: 13 P: 20 ERA: 0.00 WHIP: 2.000	<b>PITCHER</b>		IP: 1.0 WLS: S BF: 5 H: 2 R: 0 ER: 0 SO: 0 BB: 0 IBB: 0 HBP: 0 BLK: 0 WP: 0 HR: 0 S: 13 P: 20 ERA: 0.00 WHIP: 2.000	<b>PITCHER</b>		IP: 1.0 WLS: S BF: 5 H: 2 R: 0 ER: 0 SO: 0 BB: 0 IBB: 0 HBP: 0 BLK: 0 WP: 0 HR: 0 S: 13 P: 20 ERA: 0.00 WHIP: 2.000	<b>PITCHER</b>		IP: 1.0 WLS: S BF: 5 H: 2 R: 0 ER: 0 SO: 0 BB: 0 IBB: 0 HBP: 0 BLK: 0 WP: 0 HR: 0 S: 13 P: 20 ERA: 0.00 WHIP: 2.000	<b>PITCHER</b>		IP: 1.0 WLS: S BF: 5 H: 2 R: 0 ER: 0 SO: 0 BB: 0 IBB: 0 HBP: 0 BLK: 0 WP: 0 HR: 0 S: 13 P: 20 ERA: 0.00 WHIP: 2.000	<b>PITCHER</b>		







**BOTTOM**

**New York Yankees @ Toronto Blue Jays**  
 Rogers Centre, Toronto, ON  
 Wed Apr 20 2005, 7:07 PM EDT  
 Att: 22,838 - Roof Closed - 68 F

[livebaseballscorecards.com](http://livebaseballscorecards.com)

AB	31
R	2
H	7
RBI	1
BB	0
SO	4
LOB	6



WP	0	PA	32
PB	0	SB	0
CS	0		

AB R H RBI BB SO LOB

4	1	2	0	0	1	1
2	0	1	0	0	1	1
2	0	1	0	0	0	1

4	0	0	0	0	0	2
---	---	---	---	---	---	---

4	0	0	0	0	1	0
---	---	---	---	---	---	---

3	0	0	0	0	1	0
1	0	0	0	0	0	0

3	0	0	0	0	0	0
---	---	---	---	---	---	---

3	1	1	0	0	0	0
---	---	---	---	---	---	---

1	0	1	1	0	0	0
1	0	0	0	0	0	0

3	0	1	0	0	0	1
---	---	---	---	---	---	---

1B	5	SF	1
2B	1	SAC	0
3B	1	DP	2
HR	0	HBP	0

Batter	1	2	3	4	5	6	7	8	9
Frank Catalanotto, L (1, 7) OBP: 0.346, SLG: 0.468	1-2 1B		3-3 K			1-2 E4 1B G4-6-3		1-2 1B	
9 Gregg Zaun, S (1, 2) OBP: 0.418, SLG: 0.545 Greg Myers, L (6, PH) OBP: 0.167, SLG: 0.091	1-1 1B G4-6-3		1-3 K			0-1 1B G4-6-3		0-0 L8	
Shea Hillenbrand, R (1, 10) OBP: 0.435, SLG: 0.585	2-1 G4-6-3 1-2f			0-1 G5-3		0-0 G4-6-3 1-2f 3-H		0-0 P4	
47 Corey Koskie, L (1, 5) OBP: 0.328, SLG: 0.357		2-1 P6		0-1 G6-3		2-0 P4		1-3 K	
10 Vernon Wells, R (1, 8) OBP: 0.215, SLG: 0.393 3 Reed Johnson, R (8, 8) OBP: 0.382, SLG: 0.448		1-3 K		3-1 F7			2-0 L5	1-0 G6-3	
Eric Hinske, L (1, 3) OBP: 0.383, SLG: 0.519		0-0 F8			2-0 L8		1-0 F7		
15 Alex Rios, R (1, 9) OBP: 0.304, SLG: 0.404			2-0 SF8 3B		1-1 G6-3		2-2 F9		
Orlando Hudson, S (1, 4) OBP: 0.275, SLG: 0.397 Frank Menechino, R (7, 4) OBP: 0.357, SLG: 0.100		2-0 SF8		0-1 2B				0-0 F7	
8 Russ Adams, L (1, 6) OBP: 0.310, SLG: 0.368		1-2 1B		0-1 G4-3				2-0 F9	

<b>Inning Stats</b>	R: 0 H: 2 E: 0 K: 7 S: 7	H: 0 LOB: 0 BB: 0 P: 11	R: 0 H: 0 E: 0 K: 1 S: 6	H: 0 LOB: 0 BB: 0 P: 9	R: 1 H: 2 E: 0 K: 2 S: 12	H: 2 LOB: 1 BB: 0 P: 21	R: 0 H: 0 E: 0 K: 0 S: 6	H: 0 LOB: 0 BB: 0 P: 9	R: 0 H: 1 E: 0 K: 0 S: 7	H: 1 LOB: 1 BB: 0 P: 10	R: 1 H: 1 E: 1 K: 0 S: 8	H: 1 LOB: 0 BB: 0 P: 11	R: 0 H: 0 E: 0 K: 0 S: 8	H: 0 LOB: 0 BB: 0 P: 13	R: 0 H: 1 E: 0 K: 0 S: 6	H: 1 LOB: 1 BB: 0 P: 9	R: 0 H: 0 E: 0 K: 1 S: 5	H: 0 LOB: 0 BB: 0 P: 7
---------------------	--------------------------	-------------------------	--------------------------	------------------------	---------------------------	-------------------------	--------------------------	------------------------	--------------------------	-------------------------	--------------------------	-------------------------	--------------------------	-------------------------	--------------------------	------------------------	--------------------------	------------------------

PITCHER	IP	WLS	BF	H	R	ER	SO	BB	IBB	HBP	BLK	WP	HR	S	P	ERA	WHIP
Carl Pavano, R (1, 1) ERA: 2.86	8.0	W	29	7	2	1	3	0	0	0	0	0	0	60	93	1.12	0.875
Steve Karsay, R (9, 1) ERA: 5.79	1.0		3	0	0	0	1	0	0	0	0	0	0	5	7	0.00	0.000



Batter	1	2	3	4	5	6	7	8	9
<b>Frank Catalanotto, L</b> (1, 7) OBP: 0.364, SLG: 0.480 <b>3 Reed Johnson, R</b> (6, PH) OBP: 0.389, SLG: 0.433 (7, 7)	3-2 G4-3 ①		3-2 9 2B 47 G1-2-3 1B		2-1 47 FC6-4 1B 1-3 3-H 1B	4-0 FC6-4 IBB		1-3 K ② 1 SAFE 1 SAFE	
<b>9 Gregg Zaun, S</b> (1, 2) OBP: 0.417, SLG: 0.551	0-0 1B 1B		3-1 1-3 2B		2-3 K ①	0-0 F4 ②		0-0 FC6-4 ③ 1-2f	
<b>Shea Hillenbrand, R</b> (1, 10) OBP: 0.446, SLG: 0.580	1-2 10 FC6-4 1B		1-0 HBP		1-0 47 FC6-4 1B 1-2 3-H	2-2 FC6-4 1-2f			1-1 P3 ①
<b>47 Corey Koskie, L</b> (1, 5) OBP: 0.304, SLG: 0.328	0-3 K ②		0-1 G1-2-3 ② ③ 3-Hf		0-0 FC6-4 10 1B 1-2f 2-3		1-1 P4 ①		3-2 F8 ②
<b>10 Vernon Wells, R</b> (1, 8) OBP: 0.243, SLG: 0.424	0-0 FC6-4 ③ 1-2f			2-2 E6 15 G6-3 1B 1-2 3-H	2-2 1B		3-2 2B		1-1 1B 1B
<b>Eric Hinske, L</b> (1, 3) OBP: 0.369, SLG: 0.492		1-2 F9 ①		1-3 K ①	3-1 F8 ③		2-2 F8 ②		2-0 1B
<b>15 Alex Rios, R</b> (1, 9) OBP: 0.295, SLG: 0.386		0-0 F8 ②		1-0 G6-3 ② ③ 1-2f		1-1 SH3-4 BB 1B		0-1 G6-3 ③	2-1 G4-3 ③
<b>Orlando Hudson, S</b> (1, 4) OBP: 0.301, SLG: 0.400			3-3 K ③		2-2 1B 1B	1 SAFE 4-0 SH3-4 BB		4-1 9 FC6-4 BB	
<b>John McDonald, R</b> (1, 6) OBP: 0.412, SLG: 0.500 <b>8 Russ Adams, L</b> (8, PH) OBP: 0.302, SLG: 0.359 (9, 6)			2-3 K ①		1-1 1B 1B	0-0 SH3-4 ①		1 SAFE 3-3 K ① 1 SAFE	

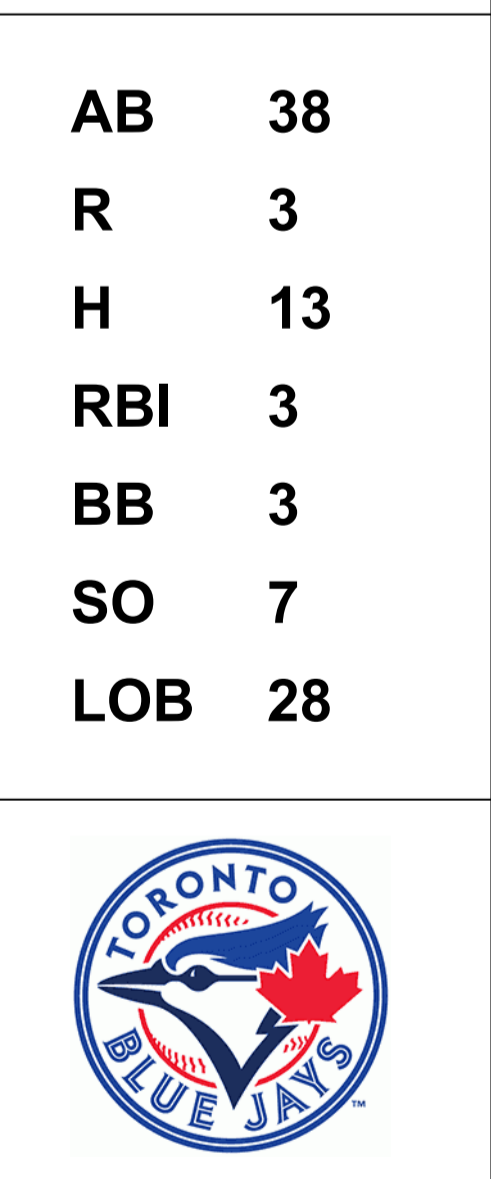
Inning Stats	R: 0 E: 0 K: 1 S: 12	H: 2 LOB: 2 BB: 0 P: 16	R: 0 E: 0 K: 1 S: 9	H: 0 LOB: 0 BB: 0 P: 13	R: 0 E: 0 K: 1 S: 12	H: 2 LOB: 2 BB: 0 P: 21	R: 0 E: 1 K: 1 S: 7	H: 0 LOB: 0 BB: 0 P: 11	R: 3 E: 0 K: 1 S: 17	H: 5 LOB: 2 BB: 0 P: 30	R: 0 E: 0 K: 0 S: 7	H: 1 LOB: 3 BB: 2 P: 18	R: 0 E: 0 K: 0 S: 10	H: 1 LOB: 1 BB: 0 P: 16	R: 0 E: 0 K: 2 S: 8	H: 0 LOB: 1 BB: 1 P: 16	R: 0 E: 0 K: 0 S: 10	H: 2 LOB: 2 BB: 0 P: 19	1B: 11 2B: 2 3B: 0 HR: 0	SF: 0 SAC: 1 DP: 2 HBP: 1
--------------	-------------------------------	----------------------------------	------------------------------	----------------------------------	-------------------------------	----------------------------------	------------------------------	----------------------------------	-------------------------------	----------------------------------	------------------------------	----------------------------------	-------------------------------	----------------------------------	------------------------------	----------------------------------	-------------------------------	----------------------------------	-----------------------------------	------------------------------------

**BOTTOM**

3	1	2	1	0	0	0
1	0	0	0	1	1	1
5	0	2	0	0	1	6
4	0	2	1	0	0	3
5	0	0	0	0	1	7
5	0	3	1	0	0	2
5	0	1	0	0	1	4
5	0	1	0	0	0	4
2	1	1	0	2	1	0
2	1	1	0	0	1	0
1	0	0	0	0	1	1

**New York Yankees @ Toronto Blue Jays**  
 Rogers Centre, Toronto, ON  
 Thu Apr 21 2005, 7:07 PM EDT  
 Att: 23,178 - Roof Closed - 68 F

AB	38
R	3
H	13
RBI	3
BB	3
SO	7
LOB	28



WP: 0	PA: 43
PB: 0	SB: 0
CS: 0	

PITCHER	IP	WLS	BF	H	R	ER	SO	BB	IBB	HBP	BLK	WP	HR	S	P	ERA	WHIP
<b>35 Mike Mussina, R</b> (1, 1) ERA: 4.5	5.1	W	27	10	3	3	5	1	0	0	0	0	0	60	99	5.06	2.062
<b>Buddy Groom, L</b> (6, 1) ERA:	0.1	H	2	0	0	0	0	0	1	0	0	0	0	1	5	0.00	0.000
<b>Felix Rodriguez, R</b> (6, 1) ERA: 2.7	0.2	H	3	1	0	0	0	0	0	0	0	0	0	8	14	0.00	1.500
<b>Mike Stanton, L</b> (7, 1) ERA: 3.6	0.1	H	1	0	0	0	0	0	0	0	0	0	0	3	5	0.00	0.000
<b>Tom Gordon, R</b> (7, 1) ERA: 5.63	1.1	H	5	0	0	0	2	1	0	0	0	0	0	10	18	0.00	0.750

Batter	1	2	3	4	5	6	7	8	9	AB	R	H	RBI	BB	SO	LOB	TOP																				
<b>1 Brian Roberts, S</b> OBP: 0.450, SLG: 0.721 (1, 4)	0-0 P5		0-1 B4-3			3-1 F8		2-0 G3-6-1	4-1 BB	4	0	0	1	1	0	2																					
<b>6 Melvin Mora, R</b> OBP: 0.333, SLG: 0.464 (1, 5)	1-2 10 2B 1B		2-2 G6-3			1-3 K			HR	4	1	2	2	0	1	0																					
<b>10 Miguel Tejada, R</b> OBP: 0.382, SLG: 0.652 (1, 6) <b>Chris Gomez, R</b> OBP: 0.500, SLG: 0.333 (9, 6)	2-2 1-H 2B			2-1 HR		2-3 K			E6	5	2	2	1	0	1	2																					
<b>Sammy Sosa, R</b> OBP: 0.342, SLG: 0.471 (1, 9)	1-3 K			2-0 G5-3		2-0 P5			1-2 1B	5	2	2	0	0	1	1																					
<b>Rafael Palmeiro, L</b> OBP: 0.273, SLG: 0.283 (1, 3)		1-1 G3-1		0-0 HR 1B		1-1 1B			1-2 K	5	1	2	0	0	1	3																					
<b>Javy Lopez, R</b> OBP: 0.373, SLG: 0.541 (1, 2) <b>Geronimo Gil, R</b> OBP: 0.353, SLG: 0.353 (9, 2)		0-2 31 1B 2B		0-0 1-H HR		0-1 F9			4-0 1B	4	4	3	2	1	0	1																					
<b>31 Jay Gibbons, L</b> OBP: 0.333, SLG: 0.451 (1, 10)		0-1 G1-6-3 2-H 1B		1-1 F8		2-2 P6			1-2 1B	5	2	3	5	0	0	0																					
<b>Luis Matos, R</b> OBP: 0.386, SLG: 0.440 (1, 8)		2-0 G1-6-3 1-2f 2B		1-2 G5-3		2-1 E6			1-1 1B	5	1	1	1	0	0	1																					
<b>Larry Bigbie, L</b> OBP: 0.283, SLG: 0.341 (1, 7)			0-3 K		1-3 K		1-1 G3-6-1 1B		0-0 G4-3	5	0	2	1	0	2	0																					
<b>Inning Stats</b>	R: 0 E: 0 K: 1 S: 11 H: 2 LOB: 1 BB: 0 P: 15	R: 1 E: 0 K: 0 S: 9 H: 2 LOB: 0 BB: 0 P: 11	R: 0 E: 0 K: 1 S: 9 H: 0 LOB: 0 BB: 0 P: 11	R: 3 E: 0 K: 0 S: 11 H: 3 LOB: 0 BB: 0 P: 17	R: 0 E: 0 K: 2 S: 8 H: 0 LOB: 0 BB: 0 P: 13	R: 0 E: 1 K: 1 S: 8 H: 1 LOB: 1 BB: 0 P: 13	R: 0 E: 1 K: 0 S: 9 H: 1 LOB: 1 BB: 0 P: 16	R: 6 E: 1 K: 0 S: 25 H: 5 LOB: 2 BB: 2 P: 39	R: 3 E: 0 K: 1 S: 15 H: 3 LOB: 0 BB: 0 P: 20	1B: 11 2B: 2 3B: 0 HR: 4 SF: 1 SAC: 0 DP: 2 HBP: 0	WP: 0 PB: 0 SB: 0 CS: 0	PA: 45																									
<b>PITCHER</b>	IP	WLS	BF	H	R	ER	SO	BB	IBB	HBP	BLK	WP	HR	S	P	ERA	WHIP	<b>PITCHER</b>	IP	WLS	BF	H	R	ER	SO	BB	IBB	HBP	BLK	WP	HR	S	P	ERA	WHIP		
<b>Josh Towers, R</b> ERA: 5.66 (1, 1)	6.0		24	8	4	4	5	0	0	0	0	0	2	56	80	6.00	1.333																				
<b>54 Jason Frasor, R</b> ERA: 6.0 (7, 1)	1.0	H	4	1	0	0	0	0	0	0	0	0	0	9	16	0.00	1.000																				
<b>Justin Speier, R</b> ERA: 6.75 (8, 1)	0.0	L	3	2	3	3	0	0	0	0	0	0	1	10	14	∞	∞																				
<b>Scott Schoeneweis, L</b> ERA: 9.0 (8, 1)	0.1		6	3	2	1	0	1	1	0	0	0	0	9	19	27.00	12.000																				
<b>Vinnie Chulk, R</b> ERA: 3.86 (8, 1)	1.2		8	3	4	3	1	0	0	0	0	0	1	21	26	16.20	1.800																				

**Baltimore Orioles @ Toronto Blue Jays**  
Rogers Centre, Toronto, ON

<b>AB</b>	42
<b>R</b>	13
<b>H</b>	17
<b>RBI</b>	13
<b>BB</b>	2
<b>SO</b>	6
<b>LOB</b>	10



Fri Apr 22 2005, 7:07 PM EDT  
Att. 18,095 - Roof Closed - 68 F

livebaseballscorecards.com

Batter	1	2	3	4	5	6	7	8	9	AB R H RBI BB SO LOB	BOTTOM
Frank Catalanotto, L (1, 7) OBP: 0.373, SLG: 0.462 3 Reed Johnson, R (6, PR) OBP: 0.405, SLG: 0.433 (7, 7)	2-3 K		1 SAFE 4-2 BB BB C F B C B C SAFE 1-2 2B	0-3 K		4-2 BB 1 SAFE 1-2 BB SAFE 1-2 BB SAFE 1-2 BB 1-2 BB			4-1 BB BB B B B B	2 1 0 0 2 2 2 0 0 0 0 1 0 0	<b>Baltimore Orioles @ Toronto Blue Jays</b> <b>Rogers Centre, Toronto, ON</b> Fri Apr 22 2005, 7:07 PM EDT Att: 18,095 - Roof Closed - 68 F
9 Gregg Zaun, S (1, 2) OBP: 0.422, SLG: 0.558 Greg Myers, L (9, PH) OBP: 0.154, SLG: 0.083	1-1 G3-1		3-2 BB G6-3 47 HR 1-H 2-H 2B	3-3 K		4-2 BB 1-2 BB 2-3 BB			3-1 F8 BB C B B X	3 1 1 2 1 1 2 1 0 0 0 0 0 1	
Shea Hillenbrand, R (1, 10) OBP: 0.436, SLG: 0.562 Frank Menechino, R (9, PH) OBP: 0.333, SLG: 0.091	1-0 BB 10 FC5 47 WP 1B		0-1 G6-3 BB C B B X		1-0 P3 BB C B B X	0-3 K			1-1 L7 BB C B B X	4 0 1 0 0 1 4 1 0 0 0 0 0 1	
47 Corey Koskie, L (1, 5) OBP: 0.311, SLG: 0.369	4-2 BB 1-2 BB		3-1 HR BB B B B X		0-1 G3-1 BB C B B X				3-3 K BB B B B X	4 1 1 2 1 1 1	
10 Vernon Wells, R (1, 8) OBP: 0.230, SLG: 0.400	1-1 FC5 2-3f		0-0 G5-3 BB C B B X		0-1 G5-3 BB C B B X				1-1 G3-1 BB C B B X	4 0 0 0 0 0 2	
Eric Hinske, L (1, 3) OBP: 0.362, SLG: 0.468		0-0 G3 BB C B B X	2-3 K			4-1 BB S 8 FC4-6 BB			2-0 G4-3 BB C B B X	3 1 0 0 1 1 0	
15 Alex Rios, R (1, 9) OBP: 0.292, SLG: 0.377		1-3 K BB C B B X		1-0 1B SH1-3 1B		1-3 K 1 SAFE BB C B B X			1-3 K BB C B B X	4 0 1 0 0 3 1	
Orlando Hudson, S (1, 4) OBP: 0.312, SLG: 0.397		3-3 K BB C B B X		0-0 1B SH1-3 1B		4-1 BB BB C B B X			0-0 F7 BB C B B X	3 0 1 0 1 1 0	
8 Russ Adams, L (1, 6) OBP: 0.304, SLG: 0.341			4-1 BB BB B B B X 9 2B BB		0-0 SH1-3 1-2 2-3	0-0 BB 9 BB BB			2-3 K BB C B B X	2 1 0 1 1 1 1	

Inning Stats	R: 0 E: 0 K: 1 S: 11	H: 1 LOB: 2 BB: 1 P: 20	R: 0 E: 0 K: 2 S: 8	H: 0 LOB: 0 BB: 0 P: 12	R: 4 E: 0 K: 1 S: 15	H: 2 LOB: 0 BB: 2 P: 31	R: 0 E: 0 K: 2 S: 9	H: 2 LOB: 2 BB: 0 P: 13	R: 0 E: 0 K: 0 S: 5	H: 0 LOB: 0 BB: 0 P: 6	R: 1 E: 0 K: 2 S: 16	H: 0 LOB: 3 BB: 4 P: 32	R: 0 E: 0 K: 1 S: 7	H: 0 LOB: 0 BB: 0 P: 13	R: 0 E: 0 K: 2 S: 7	H: 0 LOB: 0 BB: 0 P: 10	R: 0 E: 0 K: 0 S: 6	H: 0 LOB: 1 BB: 1 P: 14	1B: 3 2B: 1 3B: 0 HR: 1	SF: 0 SAC: 1 DP: 0 HBP: 0	WP: 1 PB: 0 SB: 2 CS: 0	PA: 40
--------------	-------------------------------	----------------------------------	------------------------------	----------------------------------	-------------------------------	----------------------------------	------------------------------	----------------------------------	------------------------------	---------------------------------	-------------------------------	----------------------------------	------------------------------	----------------------------------	------------------------------	----------------------------------	------------------------------	----------------------------------	----------------------------------	------------------------------------	----------------------------------	--------

PITCHER	IP	WLS	BF	H	R	ER	SO	BB	IBB	HBP	BLK	WP	HR	S	P	ERA	WHIP
40 Daniel Cabrera, R (1, 1) ERA: 7.65	5.2		28	5	5	5	7	6	0	0	0	1	1	59	105	7.94	1.941
Steve Kline, L (6, 1) ERA: 13.5	0.0		1	0	0	0	0	1	0	0	0	0	0	2	6	∞	∞
Todd Williams, R (6, 1) ERA:	1.1	W	4	0	0	0	2	0	0	0	0	0	0	10	16	0.00	0.000
Jorge Julio, R (8, 1) ERA: 1.04	1.0		3	0	0	0	2	0	0	0	0	0	0	7	10	0.00	0.000
Steve Reed, R (9, 1) ERA: 11.57	1.0		4	0	0	0	0	1	0	0	0	0	0	6	14	0.00	1.000



AB	31
R	5
H	5
RBI	5
BB	8
SO	11
LOB	15

livebaseballscores.com

Batter	1	2	3	4	5	6	7	8	9	AB R H RBI BB SO LOB	TOP															
<b>1 Brian Roberts, S</b> OBP: 0.447, SLG: 0.740 (1, 4)	3-2 HR		1-3 K		1-1 6 S 1B			1-0 F8	3-2 E3 6 PB 1B	5 1 2 1 0 1 1																
<b>David Newhan, L</b> OBP: 0.200, SLG: 0.267 (1, 7)	2-1 E6 6 WP		0-1		1-0 P5			0-1 P2	2-2 6 PB 1B	3 0 1 0 0 0 1 2 0 1 1 0 0 0																
<b>6 Melvin Mora, R</b> OBP: 0.338, SLG: 0.444 (1, 5)	3-2 F7		4-1 10 FC6-4 BB		3-2 G5-3			1-0 10 S HBP	3-2 F9	3 0 0 0 1 0 4																
<b>10 Miguel Tejada, R</b> OBP: 0.375, SLG: 0.625 (1, 6)	3-2 G6-4-3 HBP		0-0 FC6-4 1-2f					3-2 F8		3 0 0 0 0 0 3																
<b>Sammy Sosa, R</b> OBP: 0.325, SLG: 0.444 (1, 9)	1-1 G6-4-3 1-2f		1-2 G5-3		0-1 G4-3			0-1 G6-3		4 0 0 0 0 0 2																
<b>Javy Lopez, R</b> OBP: 0.366, SLG: 0.523 (1, 2)		2-1 G5-3		0-1 L7				1-1 1B 31 FC1 1B		4 0 1 0 0 1 0 0 1 0 0 0 0 0 0 0 0 0 0 0 0																
<b>Larry Bigbie, L</b> OBP: 0.283, SLG: 0.341 (9, PR)		2-2 G6-3		0-0 31 FC6-4 1B				0-1 31 E 31 FC1 SF9 1B		4 1 2 0 0 0 0																
<b>31 Jay Gibbons, L</b> OBP: 0.311, SLG: 0.418 (1, 10)		0-1 F8		0-1 FC6-4 1-2f				2-2 F7		4 1 0 1 0 0 2																
<b>Luis Matos, R</b> OBP: 0.377, SLG: 0.434 (1, 8)			1-2 F7		0-0 1 CS 1B			1-0 G6-3		3 0 1 1 0 0 0																
<b>Inning Stats</b>	R: 1 E: 1 K: 0 S: 17	H: 1 LOB: 1 BB: 0 P: 29	R: 0 E: 0 K: 0 S: 7	H: 0 LOB: 0 BB: 0 P: 11	R: 0 E: 0 K: 1 S: 13	H: 1 LOB: 2 BB: 0 P: 19	R: 0 E: 0 K: 0 S: 8	H: 1 LOB: 1 BB: 0 P: 9	R: 0 E: 0 K: 0 S: 8	H: 2 LOB: 1 BB: 0 P: 12	R: 0 E: 0 K: 1 S: 6	H: 0 LOB: 0 BB: 0 P: 7	R: 0 E: 0 K: 0 S: 5	H: 0 LOB: 0 BB: 0 P: 9	R: 0 E: 0 K: 0 S: 6	H: 0 LOB: 1 BB: 0 P: 11	R: 3 E: 2 K: 0 S: 21	H: 3 LOB: 3 BB: 0 P: 33	1B: 6 2B: 1 3B: 0 HR: 1	SF: 1 SAC: 0 DP: 1 HBP: 2	WP: 1 PB: 1 SB: 2 CS: 1	PA: 39				
<b>PITCHER</b> <b>Dave Bush, R</b> ERA: 5.32 (1, 1)	IP 8.0 WLS L BF 31 H 5 R 1 ER 1 SO 2 BB 1 IBB 0 HBP 2 BLK 0 WP 1 HR 1 S 70 P 107 ERA 1.12 WHIP 0.750																									
<b>Miguel Batista, R</b> ERA: 3.12 (9, 1)	IP 1.0 WLS BF 8 H 3 R 3 ER 1 SO 0 BB 0 IBB 0 HBP 0 BLK 0 WP 0 HR 0 S 21 P 33 ERA 9.00 WHIP 3.000																									

**Baltimore Orioles @ Toronto Blue Jays**  
 Rogers Centre, Toronto, ON  
 Sat Apr 23 2005, 1:07 PM EDT  
 Att. 20,051 - Roof Closed - 68 F

<b>AB</b>	<b>35</b>
<b>R</b>	<b>4</b>
<b>H</b>	<b>8</b>
<b>RBI</b>	<b>4</b>
<b>BB</b>	<b>1</b>
<b>SO</b>	<b>2</b>
<b>LOB</b>	<b>13</b>



Batter	1	2	3	4	5	6	7	8	9	AB	R	H	RBI	BB	SO	LOB								
<b>3 Reed Johnson, R</b> OBP: 0.400, SLG: 0.424 <b>Frank Catalanotto, L</b> OBP: 0.367, SLG: 0.453	2-1 F8		2-2 G5-3			0-0 CS 1B		2-2 P6		3	0	1	0	0	0	0								
<b>Frank Menechino, R</b> OBP: 0.333, SLG: 0.143 <b>Orlando Hudson, S</b> OBP: 0.321, SLG: 0.405	3-2 E6 1B		2-2 1B			3-3 SAFE 1-2		1-2 1B		3	0	1	0	0	1	1								
<b>Shea Hillenbrand, R</b> OBP: 0.427, SLG: 0.545	1-1 G3-6-1 1-3 1B		3-2 SAFE G4-3			2-2 SAFE P3		0-3 K		4	0	1	0	0	1	2								
<b>47 Corey Koskie, L</b> OBP: 0.295, SLG: 0.348	2-2 G3-6-1 1-2f					1-3 K				4	0	0	0	0	3	2								
<b>10 Vernon Wells, R</b> OBP: 0.256, SLG: 0.466						4-2 15 G4-6-3 BB		0-0 P6		3	1	2	1	1	0	0								
<b>15 Alex Rios, R</b> OBP: 0.290, SLG: 0.369						0-1 SAFE G4-6-3 1-2f		2-2 9 1B 1B		4	0	1	0	0	1	2								
<b>Eric Hinske, L</b> OBP: 0.356, SLG: 0.455								1-0 SAFE SAFE 9 1B 1B		4	0	1	0	0	2	1								
<b>9 Gregg Zaun, S</b> OBP: 0.418, SLG: 0.545								1-2 2-H 1B		3	0	1	0	0	0	1								
<b>John McDonald, R</b> OBP: 0.368, SLG: 0.444 <b>8 Russ Adams, L</b> OBP: 0.298, SLG: 0.333								0-1 G6-3		2	0	0	0	0	1	0								
										1	0	0	0	0	0	0								
<b>Inning Stats</b>	R: 0 E: 1 K: 0 S: 10	H: 1 LOB: 1 BB: 0 P: 18	R: 0 E: 0 K: 2 S: 10	H: 1 LOB: 1 BB: 0 P: 16	R: 0 E: 0 K: 1 S: 16	H: 1 LOB: 1 BB: 0 P: 26	R: 0 E: 0 K: 1 S: 7	H: 0 LOB: 0 BB: 1 P: 12	R: 0 E: 0 K: 0 S: 5	H: 0 LOB: 0 BB: 0 P: 8	R: 0 E: 0 K: 1 S: 8	H: 1 LOB: 0 BB: 0 P: 13	R: 0 E: 0 K: 1 S: 11	H: 3 LOB: 2 BB: 0 P: 17	R: 0 E: 0 K: 1 S: 12	H: 1 LOB: 1 BB: 0 P: 15	R: 1 E: 0 K: 2 S: 10	H: 1 LOB: 0 BB: 0 P: 13	1B: 7 2B: 2 3B: 0 HR: 1	SF: 0 SAC: 0 DP: 3 HBP: 0	WP: 0 PB: 0 SB: 0 CS: 1	PA: 34		
<b>45 Erik Bedard, L</b> ERA: 3.8	(1, 1)	IP 7.0	WLS W	BF 26	H 7	R 0	ER 0	SO 6	BB 1	IBB 0	HBP 0	BLK 0	WP 0	HR 0	S 67	P 110	ERA 0.00	WHIP 1.143						
<b>Jorge Julio, R</b> ERA: 0.93	(8, 1)	1.0	H	4	1	0	0	1	0	0	0	0	0	0	12	15	0.00	1.000						
<b>B.J. Ryan, L</b> ERA: 3.12	(9, 1)	1.0		4	1	1	1	2	0	0	0	0	0	1	10	13	9.00	1.000						

**BOTTOM**

**Baltimore Orioles @ Toronto Blue Jays**  
Rogers Centre, Toronto, ON

Sat Apr 23 2005, 1:07 PM EDT  
Att: 20,051 - Roof Closed - 68 F

[livebaseballscorecards.com](http://livebaseballscorecards.com)

<b>AB</b>	<b>33</b>
<b>R</b>	1
<b>H</b>	9
<b>RBI</b>	1
<b>BB</b>	1
<b>SO</b>	9
<b>LOB</b>	9

Batter	1	2	3	4	5	6	7	8	9	AB R H RBI BB SO LOB	TOP									
<b>1 Brian Roberts, S</b> (1, 4) OBP: 0.456, SLG: 0.727	4-2 6 2B 10 1B BB	0-3 K		0-0 F8		0-0 E3 2-H 1B		1-1 1-2 1B		4 1 2 1 1 1 2										
<b>6 Melvin Mora, R</b> (1, 5) OBP: 0.341, SLG: 0.494	0-0 1-3 10 1B 2B		3-2 HR		1-3 K	0-0 F8		1-0 P4		5 2 2 1 0 1 3										
<b>10 Miguel Tejada, R</b> (1, 6) OBP: 0.376, SLG: 0.610	0-1 FC5-4 2-H 3-H 1B		3-1 P4		0-0 G5-3		0-1 G4-6-3 1B		2-2 F7	5 0 2 2 0 0 0										
<b>Sammy Sosa, R</b> (1, 9) OBP: 0.341, SLG: 0.532 <b>David Newhan, L</b> (9, 9) OBP: 0.200, SLG: 0.267	0-1 FC5-4 1-2f		0-3 K		1-2 HR		0-1 G4-6-3 1B		0-1 HR	5 2 3 2 0 1 1 0 0 0 0 0 0 0										
<b>Rafael Palmeiro, L</b> (1, 3) OBP: 0.274, SLG: 0.284	0-0 F8		0-0 G6-3		1-1 1B		2-1 G4-6-3 1-2f 2-3		2-2 G4-3	5 0 1 0 0 0 3										
<b>31 Jay Gibbons, L</b> (1, 10) OBP: 0.288, SLG: 0.383	1-2 G4-3			0-1 G6-3	0-0 G1-3		1-1 F9		0-1 G4-3	5 0 0 0 0 0 3										
<b>Luis Matos, R</b> (1, 8) OBP: 0.385, SLG: 0.429		3-2 G6-3		2-1 1B S G1-3 HBP		0-1 G5-3		3-2 1 1B 1B		3 1 1 0 0 0 0	<b>AB 40</b>									
<b>Larry Bigbie, L</b> (1, 7) OBP: 0.300, SLG: 0.354		0-1 G1-3		2-1 1-3 1B		1-1 1 S E 1B		1-3 K		4 1 2 0 0 1 1	<b>R 7</b>									
<b>Geronimo Gil, R</b> (1, 2) OBP: 0.333, SLG: 0.381		3-1 2B		0-2 G1-3 1-2 3-H		3-3 K		0-0 F9		4 0 1 1 0 1 3	<b>H 14</b>									
<b>Inning Stats</b>	R: 2 E: 0 K: 0 S: 14	H: 2 LOB: 1 BB: 1 P: 19	R: 0 E: 0 K: 1 S: 10	H: 1 LOB: 1 BB: 0 P: 16	R: 1 E: 0 K: 1 S: 11	H: 1 LOB: 1 BB: 0 P: 17	R: 1 E: 0 K: 1 S: 10	H: 2 LOB: 1 BB: 0 P: 13	R: 1 E: 1 K: 1 S: 13	H: 2 LOB: 1 BB: 0 P: 16	R: 0 E: 0 K: 0 S: 8	H: 2 LOB: 1 BB: 0 P: 11	R: 0 E: 0 K: 1 S: 10	H: 2 LOB: 2 BB: 0 P: 16	R: 1 E: 0 K: 0 S: 11	H: 1 LOB: 0 BB: 0 P: 15	1B: 9 2B: 2 3B: 0 HR: 3	SF: 0 SAC: 0 DP: 1 HBP: 1	WP: 0 PB: 0 SB: 2 CS: 0	PA: 42
<b>PITCHER</b>	IP WLS BF H R ER SO BB IBB HBP BLK WP HR S P ERA WHIP																			
<b>32 Roy Halladay, R</b> (1, 1) ERA: 4.25	6.0 L 29 9 6 6 4 1 0 0 0 0 0 2 67 94 9.00 1.667																			
<b>Pete Walker, R</b> (7, 1) ERA: 1.0	2.0 9 4 0 0 1 0 0 0 0 0 0 0 18 27 0.00 2.000																			
<b>Justin Speier, R</b> (9, 1) ERA: 7.04	1.0 4 1 1 1 0 0 0 0 0 0 0 1 11 15 9.00 1.000																			

**Baltimore Orioles @ Toronto Blue Jays**  
**Rogers Centre, Toronto, ON**  
 Sun Apr 24 2005, 1:07 PM EDT  
 Att. 20,566 - Roof Closed - 68 F

**AB 40**  
**R 7**  
**H 14**  
**RBI 7**  
**BB 1**  
**SO 5**  
**LOB 16**



WP: 0 PA: 42  
 PB: 0  
 SB: 2  
 CS: 0

livebaseballscorecards.com



Batter	1	2	3	4	5	6	7	8	9
Frank Catalanotto, L (1, 7) OBP: 0.344, SLG: 0.421	0-1 G6-3			2-2 G4-3		3-1 G6-3		1-0 G6-3	
Orlando Hudson, S (1, 4) OBP: 0.317, SLG: 0.397	2-0 G3-1			2-1 G4-3		0-1 10 1B		1-3 K	
10 Vernon Wells, R (1, 8) OBP: 0.256, SLG: 0.455	2-3 K			2-1 F8		2-2 SAFE 1-3 1B		1-0 P4	
47 Corey Koskie, L (1, 5) OBP: 0.280, SLG: 0.329			0-3 K		0-3 K	1-3 K		0-1 F7	
Shea Hillenbrand, R (1, 3) OBP: 0.407, SLG: 0.519			3-2 G6-3		1-0 F7	0-0 F8		0-0 G5-3	
Eric Hinske, L (1, 10) OBP: 0.364, SLG: 0.464			2-2 G3		4-0 3 BB 9 BB BB		0-1 G4-3	2-0 3 1B 2B	
9 Gregg Zaun, S (1, 2) OBP: 0.437, SLG: 0.561			1-3 K		4-1 3 BB 1-2 BB		0-0 2B	4-2 3 1B BB	
3 Reed Johnson, R (1, 9) OBP: 0.409, SLG: 0.417			1-3 K		4-1 1-2 2-3 BB		2-2 P6	2-2 1-2 2-H 1B	
8 Russ Adams, L (1, 6) OBP: 0.275, SLG: 0.304			0-2 F8		0-1 F9		1-2 L8	3-1 L6	


AB	R	H	RBI	BB	SO	LOB
4	0	0	0	0	0	0
4	0	1	0	0	1	0
4	0	1	0	0	1	0
4	0	0	0	0	3	2
4	0	0	0	0	0	2
3	1	1	0	1	0	0
2	0	1	0	2	1	0
3	0	1	1	1	1	1
4	0	0	0	0	0	6

**BOTTOM**

**Baltimore Orioles @ Toronto Blue Jays**  
Rogers Centre, Toronto, ON

Sun Apr 24 2005, 1:07 PM EDT  
Att. 20,566 - Roof Closed - 68 F

<b>AB</b>	<b>32</b>
<b>R</b>	<b>1</b>
<b>H</b>	<b>5</b>
<b>RBI</b>	<b>1</b>
<b>BB</b>	<b>4</b>
<b>SO</b>	<b>7</b>
<b>LOB</b>	<b>11</b>



Inning Stats		R: 0	H: 0	R: 0	H: 0	R: 0	H: 0	R: 0	H: 2	R: 0	H: 1	R: 0	H: 0	R: 1	H: 2	1B: 3	SF: 0		
<b>Sidney Ponson, R</b> (1, 1) ERA: 6.85	IP: 9.0 WLS: W BF: 36 H: 5 R: 1 ER: 1 SO: 7 BB: 4 IBB: 0 HBP: 0 BLK: 0 WP: 0 HR: 0 S: 78 P: 131 ERA: 1.00 WHIP: 1.000	E: 0 K: 1 S: 6	LOB: 0 BB: 0 P: 10	E: 0 K: 1 S: 9	LOB: 0 BB: 0 P: 14	E: 0 K: 2 S: 9	LOB: 0 BB: 0 P: 11	E: 0 K: 0 S: 7	LOB: 0 BB: 0 P: 13	E: 0 K: 1 S: 8	LOB: 3 BB: 3 P: 21	E: 0 K: 0 S: 10	LOB: 1 BB: 0 P: 13	E: 0 K: 1 S: 5	LOB: 0 BB: 0 P: 8	E: 0 K: 0 S: 13	LOB: 2 BB: 1 P: 24	2B: 2 3B: 0 HR: 0	SAC: 0 DP: 0 HBP: 0

<b>WP:</b> 0	<b>PA:</b> 36
<b>PB:</b> 0	<b>SB:</b> 0
<b>CS:</b> 0	<b>ERA:</b>
<b>WHIP:</b>	

Batter	1	2	3	4	5	6	7	8	9	AB	R	H	RBI	BB	SO	LOB	TOP										
13 Carl Crawford, L OBP: 0.323, SLG: 0.464 (1, 8) F X	0-1 G4-3 ①		0-3 K ②		1-0 HR B X		0-0 G4-3 ①		1-0 G3 B X	5	1	1	1	0	1	1											
Alex Gonzalez, R OBP: 0.364, SLG: 0.440 (1, 5) B X	1-0 F9 ②		0-1 E 1-2 1B		2-2 P4 B B B X		1-3 K C B B S			4	0	1	0	0	1	0											
Julio Lugo, R OBP: 0.349, SLG: 0.388 (1, 6) X	0-0 F8 ③		3-2 E5 1-3 2-H 1B		1-2 L9 B B B X		2-0 1B B B B X			4	0	2	0	0	0	0											
Aubrey Huff, L OBP: 0.361, SLG: 0.457 (1, 9) (8, 3)		0-2 L8 C B B X	4-0 BB B B B		0-1 G4-6-3 1B S X		2-0 G1-3 ③			3	0	1	0	1	0	1											
Eduardo Perez, R OBP: 0.393, SLG: 0.680 Alex Sanchez, L OBP: 0.294, SLG: 0.364 Nick Green, R OBP: 0.308, SLG: 0.400 (1, 3) (8, PH) (8, PH) (8, 9)		0-3 K C B B	1-3 K ③		0-1 G4-6-3 1-2f S X		0-0 G4-6-3 3 1B X			3	0	0	0	0	2	4											
Josh Phelps, R OBP: 0.371, SLG: 0.438 (1, 10)		0-0 FC6-4 3 1B X		1-0 F9 ①		1-3 K ③		0-3 K ①		4	0	1	0	0	2	1											
3 Jorge Cantu, R OBP: 0.310, SLG: 0.451 (1, 4)		2-1 FC6-4 1-2f B B X		1-1 G5-3 ②		0-0 1B 31 HR 1B X		1-0 G4-6-3 ③		4	1	1	0	0	0	2											
Toby Hall, R OBP: 0.321, SLG: 0.269 Chris Singleton, L OBP: 0.333, SLG: 0.280 (1, 2) (9, PH)			2-1 P4 B B C X		0-0 F7 ③		3-1 1B 31 HR 1B B B B B X		1-2 F8 ①	3	1	1	0	0	0	0											
31 Jonny Gomes, R OBP: 0.545, SLG: 0.750 (1, 7)			1-2 1B E 1B 1B B S F B X		0-0 G6-3 ①		2-2 1B HR 1-H 2-H C B B S S Z SAFE X		0-0 F8 ②	4	2	2	3	0	0	0											
Inning Stats	R: 0 E: 0 K: 0 S: 4	H: 0 LOB: 0 BB: 0 P: 5	R: 0 E: 0 K: 1 S: 11	H: 1 LOB: 1 BB: 0 P: 13	R: 1 E: 1 K: 2 S: 16	H: 3 LOB: 3 BB: 1 P: 27	R: 0 E: 0 K: 0 S: 4	H: 0 LOB: 0 BB: 0 P: 6	R: 1 E: 0 K: 0 S: 11	H: 1 LOB: 0 BB: 0 P: 15	R: 0 E: 0 K: 1 S: 7	H: 1 LOB: 0 BB: 0 P: 8	R: 3 E: 0 K: 1 S: 12	H: 4 LOB: 1 BB: 0 P: 22	R: 0 E: 0 K: 1 S: 5	H: 1 LOB: 0 BB: 0 P: 6	R: 0 E: 0 K: 0 S: 5	H: 0 LOB: 0 BB: 0 P: 7	1B: 9 2B: 0 3B: 0 HR: 2	SF: 0 SAC: 0 DP: 2 HBP: 0	WP: 0 PB: 0 SB: 0 CS: 0	PA: 37					
PITCHER	IP	WLS	BF	H	R	ER	SO	BB	IBB	HBP	BLK	WP	HR	S	P	ERA	WHIP										
Ted Lilly, L ERA: 6.98 (1, 1)	6.0	W	27	9	5	5	4	1	0	0	0	0	2	59	85	7.50	1.667										
Vinnie Chulk, R ERA: 3.48 (7, 1)	1.0	H	4	1	0	0	1	0	0	0	0	0	0	6	11	0.00	1.000										
Scott Schoeneweis, L ERA: 9.0 (8, 1)	0.0		1	1	0	0	0	0	0	0	0	0	0	1	1	∞	∞										
54 Jason Frasor, R ERA: 5.14 (8, 1)	1.0	H	2	0	0	0	1	0	0	0	0	0	0	4	5	0.00	0.000										
Miguel Batista, R ERA: 2.79 (9, 1)	1.0	S	3	0	0	0	0	0	0	0	0	0	0	5	7	0.00	0.000										

Tampa Bay Devil Rays @ Toronto Blue Jays  
Rogers Centre, Toronto, ON  
Tue Apr 26 2005, 7:07 PM EDT  
Att. 16,690 - Roof Closed - 68 F

livebaseballscorecards.com

AB	36
R	5
H	11
RBI	4
BB	1
SO	6
LOB	9



Batter	1	2	3	4	5	6	7	8	9
Frank Catalanotto, L (1, 7) 3 Reed Johnson, R (6, PH) (7, 7) OBP: 0.328, SLG: 0.400 OBP: 0.413, SLG: 0.405	0-1 P6		2-0 G4-6-3		1-0 P6	0-1 FC3-6		1-0 E 10 SF7 HBP	
Orlando Hudson, S (1, 4) OBP: 0.345, SLG: 0.420	2-2 P6		2-2 HBP			1-1 47 1B		4-2 1-3 BB	
10 Vernon Wells, R (1, 8) OBP: 0.253, SLG: 0.438	4-1 BB		0-0 F8			F7		0-0 SF7	
47 Corey Koskie, L (1, 5) OBP: 0.287, SLG: 0.325	3-3 K			1-1 1B HBP		3-1 2B 9 E 1B	1-2 G4-3	0-1 F8	
Shea Hillenbrand, R (1, 10) OBP: 0.422, SLG: 0.541		0-2 G3-6-3 1B		1-1 9 G4-3 1B		0-1 15 1B 2B	1-1 P5		
Eric Hinske, L (1, 3) OBP: 0.370, SLG: 0.458		2-2 G3-6-3		2-3 K		4-0 9 E 15 1B IBB	1-2 9 BB 1B		
9 Gregg Zaun, S (1, 2) OBP: 0.427, SLG: 0.533		3-3 K		0-0 G4-3		0-2 E5 15 1B BB 3 FC3-6	4-1 BB		
15 Alex Rios, R (1, 9) OBP: 0.301, SLG: 0.377			0-0 G4-6-3 8 1B 1B		2-0 L1	0-1 3 FC3-6 2B BB 1B	0-1 G6-3		
8 Russ Adams, L (1, 6) John McDonald, R (6, PH) (7, 6) OBP: 0.283, SLG: 0.313 OBP: 0.381, SLG: 0.421			0-1 G4-6-3 1B		3-1 P6	4-1 3 FC3-6 BB		1-1 L6	

Inning Stats	R: 0	H: 0	E: 0	K: 1	S: 9	R: 0	H: 1	E: 0	K: 1	S: 10	R: 0	H: 2	E: 0	K: 0	S: 7	R: 0	H: 1	E: 0	K: 1	S: 7	R: 0	H: 0	E: 0	K: 0	S: 4	R: 6	H: 5	E: 1	K: 0	S: 22	R: 0	H: 1	E: 0	K: 0	S: 11	R: 1	H: 0	E: 1	K: 0	S: 7
	LOB: 1	BB: 1	P: 18	LOB: 0	BB: 0	P: 15	LOB: 2	BB: 0	P: 11	LOB: 1	BB: 0	P: 11	LOB: 0	BB: 0	P: 10	LOB: 2	BB: 2	P: 42	LOB: 2	BB: 1	P: 18	LOB: 1	BB: 1	P: 13	1B: 8	SF: 1	2B: 2	SAC: 0	3B: 0	DP: 3	HR: 0	HBP: 3	WP: 0	PA: 40	PB: 0	SB: 0	CS: 0			

PITCHER	IP	WLS	BF	H	R	ER	SO	BB	IBB	HBP	BLK	WP	HR	S	P	ERA	WHIP
Dewon Brazelton, R (1, 1) ERA: 5.53	5.1	L	26	8	6	3	3	1	1	2	0	0	0	50	88	5.06	1.688
Casey Fossum, L (6, 1) ERA: 3.75	0.0		1	0	0	0	0	1	0	0	0	0	0	1	5	∞	∞
Rob Bell, R (6, 1) ERA: 9.17	2.2		13	2	1	0	0	2	0	1	0	0	0	26	45	0.00	1.500

**BOTTOM**

AB	R	H	RBI	BB	SO	LOB
3	0	0	0	0	0	2
1	1	0	1	0	0	2
3	1	2	1	1	0	0
3	0	0	1	1	0	5
4	1	1	0	0	1	2
4	1	3	1	0	0	0
3	1	1	0	1	1	3
3	1	0	0	1	1	4
4	1	2	2	0	0	2
2	0	1	0	0	0	0
1	0	0	0	1	0	0

<b>AB</b>	<b>31</b>
<b>R</b>	<b>7</b>
<b>H</b>	<b>10</b>
<b>RBI</b>	<b>6</b>
<b>BB</b>	<b>5</b>
<b>SO</b>	<b>3</b>
<b>LOB</b>	<b>20</b>



WP	PA	ERA	WHIP
0	40		

**Tampa Bay Devil Rays @ Toronto Blue Jays**  
**Rogers Centre, Toronto, ON**  
 Tue Apr 26 2005, 7:07 PM EDT  
 Att. 16,690 - Roof Closed - 68 F

livebaseballscorecards.com

Batter	1	2	3	4	5	6	7	8	9	AB R H RBI BB SO LOB
13 Carl Crawford, L OBP: 0.306, SLG: 0.438 (1, 8) C S B F X	1-2 F8 ①		0-1 F7 ①		1-1 SAFE G1-3 ②		2-1 F8 ③		1-3 K ②	5 0 0 0 0 1 3
Alex Gonzalez, R OBP: 0.350, SLG: 0.418 (1, 5) C F X	0-2 F9 ②		0-3 K ②		2-2 B F B S X 2-H 1B			2-1 G6-3 ①	1-0 G3-1 ③	5 0 1 1 0 1 1
Julio Lugo, R OBP: 0.344, SLG: 0.381 (1, 6) L C X	0-2 BB 1B		0-0 G1-3 ③		3-2 SAFE L3 ③			2-1 F9 ②		4 0 1 0 0 0 1
Aubrey Huff, L OBP: 0.368, SLG: 0.444 (1, 9) B B B	4-0 1-2 BB			1-1 G5-3 ①		2-2 G3 ①		2-0 DI 1B HBP		2 1 0 0 1 0 0
Eduardo Perez, R OBP: 0.406, SLG: 0.655 (1, 3) T S X	0-2 P4 ③			2-2 CS 1B		1-0 G5-3 ②		3-1 FC5 BB 1-H 1B		4 0 2 1 0 0 2
Josh Phelps, R OBP: 0.378, SLG: 0.424 (1, 10) X		0-0 G1-3 ①		4-2 SAFE BB 1-2		0-1 G4-3 ③		4-1 SAFE BB 1-2		2 0 0 0 2 0 0
3 Jorge Cantu, R OBP: 0.295, SLG: 0.430 (1, 4) C B X		1-1 G5-3 ②		0-2 G3 ③			1-1 G4-3 ①	2-2 FC5 ③		4 0 0 0 0 0 3
Toby Hall, R OBP: 0.350, SLG: 0.321 (1, 2) B X		1-0 1B			1-0 P4 ①		1-1 2B		1-0 1B	4 0 3 0 0 0 0
31 Jonny Gomes, R OBP: 0.467, SLG: 0.583 (1, 7) C C B X		1-3 K ③			1-2 13 G1-3 1B		2-3 K ②		1-0 L8 ①	4 1 1 0 0 2 3

**TOP**

**Tampa Bay Devil Rays @ Toronto Blue Jays**  
Rogers Centre, Toronto, ON

Wed Apr 27 2005, 7:07 PM EDT  
Att. 19,527 - Roof Closed - 68 F

AB	34
R	2
H	8
RBI	2
BB	3
SO	4
LOB	13

WP: 0	PA: 38
PB: 0	
SB: 0	
CS: 1	

Inning Stats	R: 0	H: 1	R: 0	H: 1	R: 0	H: 0	R: 0	H: 1	R: 1	H: 2	R: 0	H: 0	R: 0	H: 1	R: 1	H: 1	R: 0	H: 1	R: 0	H: 1	1B: 7	SF: 0	WP: 0	PA: 38
	E: 0	LOB: 2	E: 0	LOB: 1	E: 0	LOB: 0	E: 0	LOB: 1	E: 0	LOB: 1	E: 0	LOB: 0	E: 0	LOB: 1	E: 0	LOB: 2	E: 0	LOB: 2	E: 0	LOB: 1	2B: 1	SAC: 0	PB: 0	
	K: 0	BB: 1	K: 1	BB: 0	K: 1	BB: 0	K: 0	BB: 1	K: 1	BB: 0	K: 0	BB: 0	K: 1	BB: 0	K: 1	BB: 1	K: 1	BB: 0	K: 1	BB: 0	3B: 0	DP: 0	SB: 0	
	S: 13	P: 18	S: 7	P: 10	S: 6	P: 6	S: 13	P: 20	S: 12	P: 20	S: 6	P: 9	S: 9	P: 15	S: 10	P: 25	S: 6	P: 10	S: 6	P: 10	HR: 0	HBP: 1	CS: 1	

PITCHER	IP	WLS	BF	H	R	ER	SO	BB	IBB	HBP	BLK	WP	HR	S	P	ERA	WHIP
39 Gustavo Chacin, L ERA: 2.48 (1, 1)	7.2	W	32	7	2	2	3	2	0	1	0	0	0	72	113	2.35	1.174
54 Jason Frasor, R ERA: 4.91 (8, 1)	0.1		2	0	0	0	0	1	0	0	0	0	0	4	10	0.00	3.000
Scott Schoeneweis, L ERA: 7.71 (9, 1)	1.0		4	1	0	0	1	0	0	0	0	0	0	6	10	0.00	1.000

PITCHER	IP	WLS	BF	H	R	ER	SO	BB	IBB	HBP	BLK	WP	HR	S	P	ERA	WHIP
---------	----	-----	----	---	---	----	----	----	-----	-----	-----	----	----	---	---	-----	------



Batter	1	2	3	4	5	6	7	8	9	AB R H RBI BB SO LOB
<b>3 Reed Johnson, R</b> OBP: 0.392, SLG: 0.405 (1, 7)	1-2 F8	1-2 G3		0-0 2B		2-2 FC4		2-3 K		5 0 1 2 0 1 3
<b>Frank Menechino, R</b> OBP: 0.348, SLG: 0.167 (1, 10)	3-2 1B		0-1 G5-3	3-1 P5		1 SAFE K		4-2 47 1B 10 BB 47 E BB		4 1 1 0 1 1 2
<b>10 Vernon Wells, R</b> OBP: 0.250, SLG: 0.417 (1, 8)	0-0 P3		1-3 K		2-2 P6		0-0 P6	4-0 47 E BB		4 0 0 0 1 1 1
<b>Shea Hillenbrand, R</b> OBP: 0.432, SLG: 0.545 (1, 3)	2-0 1B		1-0 1B		0-0 F9		2-0 47 2B 15 1B HBP	2-1 SF7		3 1 2 1 0 0 0
<b>47 Corey Koskie, L</b> OBP: 0.304, SLG: 0.354 (1, 5)	3-3 K		1-1 G3		1-0 15 3B 1B		1-2 15 1B SF8 2B	1-2 E4		5 2 3 0 0 1 3
<b>15 Alex Rios, R</b> OBP: 0.321, SLG: 0.446 (1, 9)		1-1 1B 3B		0-0 F9	0-1 1B 3B		0-1 2B 1B	3-3 K		5 1 3 2 0 1 2
<b>Orlando Hudson, S</b> OBP: 0.341, SLG: 0.410 (1, 4)		1-3 K		4-0 FC1-6 BB	2-3 K		1-1 SF8			2 0 0 1 1 2 2
<b>John McDonald, R</b> OBP: 0.360, SLG: 0.391 (1, 6)		0-0 G4-3 S 1B		1-2 FC1-6 2B 3 2B		1-0 F9	1-1 L4			4 1 1 1 0 0 2
<b>Ken Huckaby, R</b> OBP: 0.750, SLG: 1.000 (1, 2)		1 SAFE G4-3		0-0 3 2B	1-3 3 2B 2B	4-2 3 FC4 BB		4-0 10 BB BB SF7 BB		2 2 1 0 2 0 1

Inning Stats	R: 0	H: 2	E: 0	K: 15	S: 15	R: 1	H: 2	E: 0	K: 1	S: 16	R: 0	H: 1	E: 0	K: 1	S: 9	R: 2	H: 2	E: 0	K: 0	S: 8	R: 1	H: 2	E: 0	K: 1	S: 10	R: 0	H: 0	E: 0	K: 1	S: 9	R: 2	H: 2	E: 0	K: 0	S: 10	R: 2	H: 1	E: 1	K: 2	S: 13	1B: 7	2B: 3	3B: 2	HR: 0	SF: 2	SAC: 0	DP: 0	HBP: 1	WP: 0	PB: 0	SB: 1	CS: 0	PA: 42
--------------	------	------	------	-------	-------	------	------	------	------	-------	------	------	------	------	------	------	------	------	------	------	------	------	------	------	-------	------	------	------	------	------	------	------	------	------	-------	------	------	------	------	-------	-------	-------	-------	-------	-------	--------	-------	--------	-------	-------	-------	-------	--------

PITCHER	IP	WLS	BF	H	R	ER	SO	BB	IBB	HBP	BLK	WP	HR	S	P	ERA	WHIP
<b>19 Scott Kazmir, L</b> ERA: 4.18 (1, 1)	6.0	L	29	9	4	4	5	2	0	0	0	0	0	67	107	6.00	1.833
<b>37 Seth McClung, R</b> ERA: 12.19 (7, 1)	1.1		9	2	4	3	1	2	0	1	0	0	0	15	30	20.25	3.000
<b>Lance Carter, R</b> ERA: 7.94 (8, 1)	0.2		4	1	0	0	1	1	0	0	0	0	0	8	18	0.00	3.000

BOTTOM

**Tampa Bay Devil Rays @ Toronto Blue Jays**  
Rogers Centre, Toronto, ON  
Wed Apr 27 2005, 7:07 PM EDT  
Att: 19,527 - Roof Closed - 68 F

livebaseballscorecards.com

AB	34
R	8
H	12
RBI	7
BB	5
SO	7
LOB	16



Batter	1	2	3	4	5	6	7	8	9	AB R H RBI BB SO LOB	TOP											
13 Carl Crawford, L OBP: 0.311, SLG: 0.447 (1, 7)	2-2 E S E 1B	0-3 K2-3			3-1 2B		2-1 L7		2-1 P5	5 1 2 0 0 1 3												
Julio Lugo, R OBP: 0.340, SLG: 0.375 (1, 6)	2-0 E6 2B		1-1 1B		1-0 G6-3			2-1 P4		4 1 1 1 0 0 1												
Aubrey Huff, L OBP: 0.352, SLG: 0.421 (1, 10)	2-0 F8		1-0 F8		3-1 G3-1			2-3 K		4 0 0 0 0 1 3												
Travis Lee, L OBP: 0.348, SLG: 0.344 (1, 3)	2-2 31 2B		1-3 K			1-1 F7		3-3 K		4 1 1 1 0 2 1												
3 Jorge Cantu, R OBP: 0.283, SLG: 0.411 (1, 4)	0-3 K		2-1 G5-3			0-2 G5-3			0-0 F9	4 0 0 0 0 1 2												
31 Jonny Gomes, R OBP: 0.421, SLG: 0.563 (1, 9)	0-1 2B			3-3 K		0-0 F8			3-2 F9	4 0 1 1 0 1 0												
Alex Sanchez, L OBP: 0.289, SLG: 0.378 (1, 8)	1-1 G3-1			1-0 B1-3			1-3 K		2-2 1B 2B	4 1 1 0 0 1 1												
Charles Johnson, R OBP: 0.444, SLG: 0.429 (1, 2)		0-2 L8		1-1 F9			1-1 P4		2-2 1B DI 1B	3 0 0 0 0 0 0 1 0 1 0 0 0 0												
Chris Singleton, L OBP: 0.357, SLG: 0.308 (9, PH)									2-3 1B													
Nick Green, R OBP: 0.333, SLG: 0.414 (1, 5)		2-2 K			0-1 F7		1-2 1B		2-2 13 DI 1B	4 0 2 1 0 1 0												
<b>Inning Stats</b>	R: 3 E: 1 K: 1 S: 17	H: 3 LOB: 1 BB: 0 P: 26	R: 0 E: 0 K: 2 S: 13	H: 0 LOB: 0 BB: 0 P: 15	R: 0 E: 0 K: 1 S: 9	H: 1 LOB: 1 BB: 0 P: 13	R: 0 E: 0 K: 1 S: 8	H: 0 LOB: 0 BB: 0 P: 13	R: 0 E: 0 K: 0 S: 7	H: 1 LOB: 1 BB: 0 P: 14	R: 0 E: 0 K: 0 S: 6	H: 0 LOB: 0 BB: 0 P: 7	R: 0 E: 0 K: 1 S: 11	H: 1 LOB: 1 BB: 0 P: 16	R: 0 E: 0 K: 2 S: 10	H: 0 LOB: 0 BB: 0 P: 17	R: 1 E: 0 K: 0 S: 18	H: 3 LOB: 2 BB: 0 P: 29	1B: 5 2B: 4 3B: 0 HR: 0	SF: 0 SAC: 0 DP: 0 HBP: 0	WP: 0 PB: 0 SB: 2 CS: 0	PA: 37
<b>PITCHER</b>	IP WLS BF H R ER SO BB IBB HBP BLK WP HR S P ERA WHIP																					
Josh Towers, R ERA: 4.61 (1, 1)	6.2 W 27 6 3 1 6 0 0 0 0 0 0 0 69 100 1.35 0.900																					
Vinnie Chulk, R ERA: 3.09 (7, 1)	1.1 H 4 0 0 0 2 0 0 0 0 0 0 0 12 21 0.00 0.000																					
Justin Speier, R ERA: 7.56 (9, 1)	0.2 4 2 1 1 0 0 0 0 0 0 0 0 11 18 13.50 3.000																					
Miguel Batista, R ERA: 2.7 (9, 1)	0.1 S 2 1 0 0 0 0 0 0 0 0 0 0 7 11 0.00 3.000																					

Tampa Bay Devil Rays @ Toronto Blue Jays  
Rogers Centre, Toronto, ON  
Thu Apr 28 2005, 12:37 PM EDT  
Att. 21,409 - Roof Closed - 68 F

AB	37
R	4
H	9
RBI	4
BB	0
SO	8
LOB	11





Batter	1	2	3	4	5	6	7	8	9	AB R H RBI BB SO LOB	TOP									
Frank Menechino, R (1, 10) OBP: 0.333, SLG: 0.182	0-0 1B		3-3 K		0-0 G6-4-3			0-0 P6		4 0 1 0 0 1 2										
3 Reed Johnson, R (1, 7) OBP: 0.404, SLG: 0.426	0-3 K		2-1 2B			2-3 K		0-2 G6-3		4 0 1 0 0 2 1										
10 Vernon Wells, R (1, 8) OBP: 0.248, SLG: 0.385	2-3 K		1-1 G6-3			0-0 G5-3		1-2 G6-3		4 0 0 0 0 1 2										
Shea Hillenbrand, R (1, 5) OBP: 0.427, SLG: 0.531	1-3 K			1-0 G4-3		1-1 G1-3		0-0 15B 1B		4 0 1 0 0 1 1										
15 Alex Rios, R (1, 9) OBP: 0.349, SLG: 0.469				1-0 L8			0-0 9CS 1B	1-0 1B		3 0 2 0 1 0 0										
9 Gregg Zaun, S (1, 2) OBP: 0.422, SLG: 0.545		1-1 G3		3-1 G6-3			4-1 HR BB	0-1 B1		3 1 0 0 1 0 3										
Eric Hinske, L (1, 3) OBP: 0.360, SLG: 0.488		1-3 K			0-1 P3		0-2 HR	0-3 K		4 1 1 2 0 2 3										
Orlando Hudson, S (1, 4) OBP: 0.330, SLG: 0.385		2-0 F8			4-1 1B S BB		0-1 G4-3	0-3 K		3 0 0 0 1 1 3										
John McDonald, R (1, 6) OBP: 0.357, SLG: 0.385			2-3 K		1-2 G6-4-3 1B		0-0 G1-3			3 0 1 0 0 1 0										
<b>Inning Stats</b>	R: 0 E: 0 K: 3 S: 11	H: 1 LOB: 1 BB: 0 P: 14	R: 0 E: 0 K: 1 S: 7	H: 0 LOB: 1 BB: 1 P: 15	R: 0 E: 0 K: 2 S: 11	H: 1 LOB: 1 BB: 0 P: 19	R: 0 E: 0 K: 0 S: 4	H: 0 LOB: 0 BB: 0 P: 9	R: 0 E: 0 K: 1 S: 6	H: 1 LOB: 1 BB: 1 P: 12	R: 2 E: 0 K: 0 S: 9	H: 2 LOB: 0 BB: 1 P: 12	R: 0 E: 0 K: 0 S: 7	H: 0 LOB: 0 BB: 0 P: 8	R: 0 E: 0 K: 2 S: 10	H: 2 LOB: 2 BB: 0 P: 11	1B: 5 2B: 1 3B: 0 HR: 1	SF: 0 SAC: 0 DP: 1 HBP: 0	WP: 0 PB: 0 SB: 1 CS: 1	PA: 35
<b>PITCHER</b> Randy Johnson, L (1, 1) ERA: 3.74	IP: 9.0 WLS: L BF: 35 H: 7 R: 2 ER: 2 SO: 9 BB: 3 IBB: 0 HBP: 0 BLK: 0 WP: 0 HR: 1 S: 72 P: 109 ERA: 2.00 WHIP: 1.111																			
<b>PITCHER</b>	IP: 9.0 WLS: L BF: 35 H: 7 R: 2 ER: 2 SO: 9 BB: 3 IBB: 0 HBP: 0 BLK: 0 WP: 0 HR: 1 S: 72 P: 109 ERA: 2.00 WHIP: 1.111																			

Toronto Blue Jays @ New York Yankees  
 Yankee Stadium, Bronx, NY  
 Fri Apr 29 2005, 7:05 PM EDT  
 Att. 40,839 - Partly Cloudy - 56 F

livebaseballscorecards.com

AB	32
R	2
H	7
RBI	2
BB	3
SO	9
LOB	15





Batter	1	2	3	4	5	6	7	8	9	AB R H RBI BB SO LOB
<b>2 Derek Jeter, R</b> OBP: 0.464, SLG: 0.465 (1, 6)	2-2 G5-3		0-1 1-2 K 1B		1-3 K			2-3 K		4 0 1 0 0 2 0
<b>Tony Womack, L</b> OBP: 0.321, SLG: 0.321 (1, 4)	3-2 G3		3-3 K			2-3 K		0-2 P4		4 0 0 0 0 2 2
<b>Gary Sheffield, R</b> OBP: 0.394, SLG: 0.467 (1, 9)	3-1 G2		0-0 L8			0-0 F8		1-3 K		4 0 0 0 0 1 2
<b>55 Hideki Matsui, L</b> OBP: 0.343, SLG: 0.432 (1, 7)		0-1 G4-3		1-2 G5-3		1-0 G1-3		1-0 G4-3		4 0 0 0 0 0 0
<b>13 Alex Rodriguez, R</b> OBP: 0.343, SLG: 0.596 (1, 5)		1-3 K		2-1 25 K 1B			3-2 K		0-0 G6-3	4 0 1 0 0 2 0
<b>25 Jason Giambi, L</b> OBP: 0.405, SLG: 0.385 (1, 10)		4-2 BB		1-3 K			0-0 F7			2 0 0 0 1 1 1
<b>20 Jorge Posada, S</b> OBP: 0.322, SLG: 0.333 (1, 2)		1-0 G4-3		0-0 L5			1-1 2B			3 0 1 0 0 0 2
<b>Tino Martinez, L</b> OBP: 0.333, SLG: 0.356 (1, 3)			2-1 S 2 1B HBP		1-2 G1-3		1-0 G4-3			2 0 0 0 0 0 1
<b>Bernie Williams, S</b> OBP: 0.326, SLG: 0.313 (1, 8)			2-3 K		1-1 L6			0-0 G4-3		3 0 0 0 0 1 1

Inning Stats	R: 0 E: 0 K: 0 S: 10	H: 0 LOB: 0 BB: 0 P: 18	R: 0 E: 0 K: 1 S: 8	H: 0 LOB: 1 BB: 1 P: 14	R: 0 E: 0 K: 2 S: 10	H: 1 LOB: 2 BB: 0 P: 17	R: 0 E: 0 K: 1 S: 12	H: 1 LOB: 1 BB: 0 P: 16	R: 0 E: 0 K: 1 S: 8	H: 0 LOB: 0 BB: 0 P: 11	R: 0 E: 0 K: 1 S: 8	H: 0 LOB: 0 BB: 0 P: 11	R: 0 E: 0 K: 1 S: 7	H: 1 LOB: 1 BB: 0 P: 12	R: 0 E: 0 K: 1 S: 7	H: 0 LOB: 0 BB: 0 P: 9	R: 0 E: 0 K: 1 S: 5	H: 0 LOB: 0 BB: 0 P: 7	1B: 2 2B: 1 3B: 0 HR: 0	SF: 0 SAC: 0 DP: 0 HBP: 1	WP: 0 PB: 0 SB: 3 CS: 0	PA: 32
--------------	-------------------------------	----------------------------------	------------------------------	----------------------------------	-------------------------------	----------------------------------	-------------------------------	----------------------------------	------------------------------	----------------------------------	------------------------------	----------------------------------	------------------------------	----------------------------------	------------------------------	---------------------------------	------------------------------	---------------------------------	----------------------------------	------------------------------------	----------------------------------	--------

PITCHER	IP	WLS	BF	H	R	ER	SO	BB	IBB	HBP	BLK	WP	HR	S	P	ERA	WHIP	PITCHER	IP	WLS	BF	H	R	ER	SO	BB	IBB	HBP	BLK	WP	HR	S	P	ERA	WHIP		
<b>32 Roy Halladay, R</b> ERA: 3.4 (1, 1)	9.0	W	32	3	0	0	9	1	0	1	0	0	0	75	115	0.00	0.444																				

**BOTTOM**

**Toronto Blue Jays @ New York Yankees**  
Yankee Stadium, Bronx, NY  
Fri Apr 29 2005, 7:05 PM EDT  
Att. 40,839 - Partly Cloudy - 56 F

[livebaseballscorecards.com](http://livebaseballscorecards.com)

<b>AB</b>	<b>30</b>
<b>R</b>	<b>0</b>
<b>H</b>	<b>3</b>
<b>RBI</b>	<b>0</b>
<b>BB</b>	<b>1</b>
<b>SO</b>	<b>9</b>
<b>LOB</b>	<b>9</b>



Batter	1	2	3	4	5	6	7	8	9	AB	R	H	RBI	BB	SO	LOB	TOP																				
Frank Catalanotto, L (1, 7) OBP: 0.320, SLG: 0.382 3 Reed Johnson, R (9, 7) OBP: 0.404, SLG: 0.426	0-1 G6-3			0-1 G4-3	0-0 FC6-4 1B		2-2 FC4-6 FC6-4 1-2f		0-3 K	5	0	1	1	0	1	1																					
Orlando Hudson, S (1, 4) OBP: 0.324, SLG: 0.375	1-0 F7			2-2 FC6-4 1B	0-2 FC6-4 1-2f		1-0 FC6-4 1-2f		1-0 G4-3	5	0	1	0	0	0	2																					
10 Vernon Wells, R (1, 8) OBP: 0.248, SLG: 0.372	0-1 F8			0-0 FC6-4 47 1B 1-2f		4-1 FC5 47 1B BB		0-1 G6-3		3	0	0	0	1	0	1																					
47 Corey Koskie, L (1, 5) OBP: 0.327, SLG: 0.407		0-1 G4-3		2-2 FC6-4 1B		0-0 FC5 1B		2-1 HR		4	1	3	1	0	0	0																					
Shea Hillenbrand, R (1, 10) OBP: 0.421, SLG: 0.530		2-1 L1		1-0 P5		0-1 FC5 15 FC1-4 1-2 2-3f		1-2 15 G6-3 2B		4	0	1	0	0	0	4																					
Eric Hinske, L (1, 3) OBP: 0.366, SLG: 0.482		1-1 G3			0-0 9 G3 15 BB 8 G3-1 1B	2-2 F8		4-0 15 G6-3 IBB		3	1	1	0	1	0	2																					
15 Alex Rios, R (1, 9) OBP: 0.344, SLG: 0.452			0-2 G5-3		1 SAFE 4-2 8 G3-1 9 G3 1B BB 1-2	0-0 FC1-4 1-2f		2-2 G6-3 1-2 2-3		3	1	0	0	1	0	4																					
9 Gregg Zaun, S (1, 2) OBP: 0.402, SLG: 0.514			1-0 G6-3		1-1 G3		2-1 G4-3		0-3 K	4	0	0	0	0	1	4																					
8 Russ Adams, L (1, 6) OBP: 0.295, SLG: 0.327			1-0 F7		0-0 G3-1 2-3 3-H		0-0 FC4-6 1B		1-1 P5	4	0	1	1	0	0	1																					
Inning Stats	R: 0 E: 0 K: 0 S: 5 H: 0 LOB: 0 BB: 0 P: 6	R: 0 E: 0 K: 0 S: 6 H: 0 LOB: 0 BB: 0 P: 9	R: 0 E: 0 K: 0 S: 5 H: 0 LOB: 0 BB: 0 P: 7	R: 0 E: 0 K: 0 S: 12 H: 2 LOB: 2 BB: 0 P: 17	R: 2 E: 0 K: 0 S: 10 H: 2 LOB: 1 BB: 1 P: 15	R: 0 E: 0 K: 0 S: 8 H: 1 LOB: 2 BB: 1 P: 14	R: 0 E: 0 K: 0 S: 8 H: 1 LOB: 1 BB: 0 P: 13	R: 1 E: 0 K: 1 S: 17 H: 2 LOB: 2 BB: 1 P: 26	R: 0 E: 0 K: 1 S: 6 H: 0 LOB: 0 BB: 0 P: 8	1B: 6 2B: 1 3B: 0 HR: 1 SF: 0 SAC: 0 DP: 0 HBP: 0	WP: 0 PA: 38 PB: 0 SB: 0 CS: 0																										
PITCHER	IP	WLS	BF	H	R	ER	SO	BB	IBB	HBP	BLK	WP	HR	S	P	ERA	WHIP	PITCHER	IP	WLS	BF	H	R	ER	SO	BB	IBB	HBP	BLK	WP	HR	S	P	ERA	WHIP		
40 Chien-Ming Wang, R (1, 1) ERA: 2.57	7.0		29	6	2	2	0	2	0	0	0	0	0	54	81	2.57	1.143																				
Tom Gordon, R (8, 1) ERA: 4.91	1.0	B	6	2	1	1	1	0	1	0	0	0	0	17	26	9.00	2.000																				
42 Mariano Rivera, R (9, 1) ERA: 2.7	1.0	W	3	0	0	0	1	0	0	0	0	0	0	6	8	0.00	0.000																				

Toronto Blue Jays @ New York Yankees  
Yankee Stadium, Bronx, NY

Sat Apr 30 2005, 1:05 PM EDT  
Att. 47,483 - Overcast - 54 F

livebaseballscorecards.com



**BOTTOM**

**Toronto Blue Jays @ New York Yankees**  
 Yankee Stadium, Bronx, NY  
 Sat Apr 30 2005, 1:05 PM EDT  
 Att: 47,483 - Overcast - 54 F

[livebaseballscorecards.com](http://livebaseballscorecards.com)

<b>AB</b>	<b>34</b>
<b>R</b>	<b>4</b>
<b>H</b>	<b>10</b>
<b>RBI</b>	<b>3</b>
<b>BB</b>	<b>2</b>
<b>SO</b>	<b>4</b>
<b>LOB</b>	<b>8</b>



WP:	1	PA:	36
PB:	0		
SB:	0		
CS:	0		

AB R H RBI BB SO LOB

4	1	2	0	0	1	2
4	1	1	1	0	0	1
4	0	1	0	0	0	1
4	0	0	0	0	0	1
3	1	1	1	1	1	0
2	0	0	0	0	2	0
2	0	1	0	0	0	1
0	1	0	0	0	0	0
4	0	2	0	0	0	1
3	0	0	0	0	0	1
0	0	0	0	1	0	0
4	0	2	1	0	0	0
1B:	8	SF:	0			
2B:	1	SAC:	0			
3B:	0	DP:	1			
HR:	1	HBP:	0			

Batter	1	2	3	4	5	6	7	8	9
<b>2 Derek Jeter, R</b> OBP: 0.465, SLG: 0.467 (1, 6)	0-2 1B 1B	SAFE SAFE SAFE SAFE SAFE					1-2 G4-1		
<b>Bernie Williams, S</b> OBP: 0.323, SLG: 0.310 (1, 8)	2-1 1B 55 G6-3 1B		0-0 P6				1-2 G1-3 1-2	1-0 F7	
<b>Gary Sheffield, R</b> OBP: 0.389, SLG: 0.457 (1, 9)	3-2 55 G6-3 1B		1-1 G5-3				2-1 G6-3	2-1 G1-3	
<b>55 Hideki Matsui, L</b> OBP: 0.330, SLG: 0.413 (1, 7)	0-1 G6-3 1-2f 3-H		1-0 G3				1-2 G3-1	2-2 P4	
<b>13 Alex Rodriguez, R</b> OBP: 0.349, SLG: 0.618 (1, 5)	K			0-1 HR			0-2 G6-3	4-0 12 FC2-6 BB	
<b>25 Jason Giambi, L</b> OBP: 0.395, SLG: 0.373 (1, 10)		0-3 K		1-3 K			3-2 2B	2-1 FC2-6 1B	
<b>12 Andy Phillips, R</b> OBP: 0.250, SLG: 0.625 (6, PH)								1-2f 1B	
<b>Bubba Crosby, L</b> OBP: 0.231, SLG: 0.167 (9, PR)									
<b>Tino Martinez, L</b> OBP: 0.342, SLG: 0.365 (1, 3)		0-0 1B WP 1B		2-2 G3			1-0 F7	2-1 1B 20 IBB 1B	
<b>John Flaherty, R</b> OBP: 0.214, SLG: 0.231 (1, 2)		SAFE 2-0 F8		0-0 G5-3			1-2 P3	4-0 1B 1-2 IBB	
<b>20 Jorge Posada, S</b> OBP: 0.330, SLG: 0.333 (9, PH)								1-2 1B	
<b>Tony Womack, L</b> OBP: 0.330, SLG: 0.329 (1, 4)		1-2 1B			3-2 G3		1-0 F9	1-0 1B 1-2 2-3 3-H	

<b>Inning Stats</b>	R: 2 E: 0 K: 1 S: 13	H: 3 LOB: 0 BB: 0 P: 21	R: 0 E: 0 K: 2 S: 13	H: 2 LOB: 2 BB: 0 P: 18	R: 0 E: 0 K: 0 S: 4	H: 0 LOB: 0 BB: 0 P: 6	R: 1 E: 0 K: 1 S: 10	H: 1 LOB: 0 BB: 0 P: 13	R: 0 E: 0 K: 0 S: 12	H: 1 LOB: 1 BB: 0 P: 19	R: 0 E: 0 K: 0 S: 15	H: 1 LOB: 1 BB: 0 P: 20	R: 0 E: 0 K: 0 S: 7	H: 0 LOB: 0 BB: 0 P: 10	R: 0 E: 0 K: 0 S: 7	H: 0 LOB: 0 BB: 0 P: 12	R: 1 E: 0 K: 0 S: 5	H: 2 LOB: 3 BB: 2 P: 18	1B: 8 2B: 1 3B: 0 HR: 1	SF: 0 SAC: 0 DP: 1 HBP: 0
---------------------	-------------------------------	----------------------------------	-------------------------------	----------------------------------	------------------------------	---------------------------------	-------------------------------	----------------------------------	-------------------------------	----------------------------------	-------------------------------	----------------------------------	------------------------------	----------------------------------	------------------------------	----------------------------------	------------------------------	----------------------------------	----------------------------------	------------------------------------

PITCHER	IP	WLS	BF	H	R	ER	SO	BB	IBB	HBP	BLK	WP	HR	S	P	ERA	WHIP
<b>Dave Bush, R</b> ERA: 4.97 (1, 1)	7.0		28	8	3	3	4	0	0	0	0	1	1	74	107	3.86	1.143
<b>54 Jason Frasor, R</b> ERA: 4.32 (8, 1)	1.0		3	0	0	0	0	0	0	0	0	0	0	7	12	0.00	0.000
<b>Vinnie Chulk, R</b> ERA: 3.75 (9, 1)	0.1	L	5	2	1	1	0	1	1	0	0	0	0	5	18	27.00	9.000

TOP

Toronto Blue Jays @ New York Yankees  
Yankee Stadium, Bronx, NY

livebaseballscorecards.com

AB	38
R	8
H	16
RBI	8
BB	2
SO	5
LOB	23



WP	0	PA	44
PB	1		
SB	3		
CS	2		

Sun May 01 2005, 1:05 PM EDT  
Att. 54,224 - Cloudy - 56 F

AB R H RBI BB SO LOB

3	0	2	0	1	0	0
0	0	0	0	0	0	0
2	0	0	1	0	0	1
3	0	1	3	0	0	2
5	0	2	0	0	1	3
5	1	2	1	0	1	4
5	2	4	0	0	0	1
4	2	2	1	0	0	2
3	1	0	1	1	1	4
4	1	2	1	0	2	2
4	1	1	0	0	0	4

Batter	1	2	3	4	5	6	7	8	9
Frank Catalanotto, L (1, 7) OBP: 0.350, SLG: 0.408 3 Reed Johnson, R (8, PR) OBP: 0.404, SLG: 0.426	F9		G4-3 HBP		10 1B 47 CS 2B	1B		FC1-4 1B	
Orlando Hudson, S (1, 4) OBP: 0.318, SLG: 0.367 Frank Menechino, R (4, 4) OBP: 0.333, SLG: 0.200	G4-3		G4-3		G6-3	1B		FC1-4 10 1B	
10 Vernon Wells, R (1, 8) OBP: 0.255, SLG: 0.374	L7		K		47 CS 1B	F9		47 G5-4-3 1B	
47 Corey Koskie, L (1, 5) OBP: 0.330, SLG: 0.438		0-1 PB S 1B			3-1 HR	F8		G5-4-3	
Shea Hillenbrand, R (1, 10) OBP: 0.438, SLG: 0.952		1-1 P5			2-0 9 F9 F8 1B	9 BB 15 SF9 1B		2B	
Eric Hinske, L (1, 3) OBP: 0.378, SLG: 0.494		2-1 9 G4-3 HBP			1-1 F8	0-0 BB 9 BB 1B		9 S 9 SF8 2B	
9 Gregg Zaun, S (1, 2) OBP: 0.391, SLG: 0.493		0-1 G4-3			0-2 F9	4-1 BB 1B BB		2-2 SF8	
15 Alex Rios, R (1, 9) OBP: 0.347, SLG: 0.466			3-2 8 G3 G4-3 2B		3-3 K	0-1 SF9		0-0 8 S 1B	
8 Russ Adams, L (1, 6) OBP: 0.292, SLG: 0.322			0-1 G3		1-0 2B G6-3 1B	1-2 F7		1-2 G3-1	

Inning Stats	R: 0 E: 0 K: 0 S: 8	H: 0 LOB: 0 BB: 0 P: 17	R: 0 E: 0 K: 0 S: 7	H: 1 LOB: 1 BB: 0 P: 10	R: 1 E: 0 K: 1 S: 14	H: 1 LOB: 1 BB: 0 P: 21	R: 1 E: 0 K: 1 S: 11	H: 2 LOB: 1 BB: 0 P: 20	R: 1 E: 0 K: 0 S: 10	H: 3 LOB: 1 BB: 0 P: 13	R: 3 E: 0 K: 0 S: 19	H: 3 LOB: 2 BB: 2 P: 32	R: 2 E: 0 K: 1 S: 17	H: 3 LOB: 1 BB: 0 P: 26	R: 0 E: 0 K: 0 S: 16	H: 2 LOB: 2 BB: 0 P: 26	R: 0 E: 0 K: 2 S: 11	H: 1 LOB: 1 BB: 0 P: 16	1B: 11 2B: 4 3B: 0 HR: 1	SF: 2 SAC: 0 DP: 2 HBP: 2	WP: 0 PB: 1 SB: 3 CS: 2	PA: 44
--------------	------------------------------	----------------------------------	------------------------------	----------------------------------	-------------------------------	----------------------------------	-------------------------------	----------------------------------	-------------------------------	----------------------------------	-------------------------------	----------------------------------	-------------------------------	----------------------------------	-------------------------------	----------------------------------	-------------------------------	----------------------------------	-----------------------------------	------------------------------------	----------------------------------	--------

PITCHER	IP	WLS	BF	H	R	ER	SO	BB	IBB	HBP	BLK	WP	HR	S	P	ERA	WHIP
Carl Pavano, R (1, 1) ERA: 4.24	5.0		25	9	6	6	2	1	0	2	0	0	1	53	90	10.80	2.000
Paul Quantrill, R (6, 1) ERA: 3.18	1.0	B	5	1	0	0	0	1	0	0	0	0	0	16	23	0.00	2.000
Mike Stanton, L (7, 1) ERA: 4.5	0.2	L	4	2	2	2	1	0	0	0	0	0	0	12	20	27.00	3.000
Steve Karsay, R (7, 1) ERA: 6.0	0.1		2	1	0	0	0	0	0	0	0	0	0	5	6	0.00	3.000
Tom Gordon, R (8, 1) ERA: 4.76	0.1		3	2	0	0	0	0	0	0	0	0	0	10	17	0.00	6.000

PITCHER	IP	WLS	BF	H	R	ER	SO	BB	IBB	HBP	BLK	WP	HR	S	P	ERA	WHIP
Buddy Groom, L (8, 1) ERA:	1.2		5	1	0	0	2	0	0	0	0	0	0	17	25	0.00	0.600

Batter	1	2	3	4	5	6	7	8	9	AB R H RBI BB SO LOB
<b>2 Derek Jeter, R</b> OBP: 0.462, SLG: 0.457 (1, 6)	1-0 G6-3		1-0 F8		1-0 2B 1B		4-2 G6-3 BB		2-2 G6-3	4 1 1 0 1 0 1
<b>Bernie Williams, S</b> OBP: 0.317, SLG: 0.303 (1, 8)	1-1 P5		2-3 K		0-1 2B 20 SF9 1B		0-3 K		0-0 F7	5 1 1 0 0 2 2
<b>Gary Sheffield, R</b> OBP: 0.393, SLG: 0.500 (1, 9)	0-3 K			0-2 HR	3-1 55 2B		3-2 G6-3			4 2 2 3 0 1 1
<b>13 Alex Rodriguez, R</b> OBP: 0.372, SLG: 0.631 (1, 5)		1-1 20 F7 55 SF7 2B		4-2 20 G5-4-3 BB	4-0 55 2B IBB		4-1 BB			1 1 1 0 3 0 0
<b>20 Jorge Posada, S</b> OBP: 0.315, SLG: 0.321 (1, 2)		1-1 F7		3-2 G5-4-3	0-2 SF9		1-0 G1-3			3 0 0 1 0 0 4
<b>55 Hideki Matsui, L</b> OBP: 0.327, SLG: 0.421 (1, 7)		1-0 SF7		2-2 G5-3	0-0 2B		2-1 G4-3			3 0 1 2 0 0 1
<b>12 Andy Phillips, R</b> OBP: 0.200, SLG: 0.500 (1, 10)		1-0 F7		3-3 K		2-1 G3-1		0-1 F9		4 0 0 0 0 1 1
<b>Tino Martinez, L</b> OBP: 0.338, SLG: 0.358 (1, 3)			0-1 2 F8 SH5-3 1B		0-3 K		0-0 G4-3		2-3 K	4 0 1 0 0 2 0
<b>Tony Womack, L</b> OBP: 0.330, SLG: 0.329 (1, 4)			2-0 SH5-3		1-2 1B 2B 1B		2-1 G5-3		2-2 G4-3	3 1 1 0 0 0 0

Inning Stats	R: 0	H: 0	E: 0	K: 1	S: 8	R: 1	H: 1	E: 0	K: 0	S: 6	R: 0	H: 1	E: 0	K: 1	S: 7	R: 1	H: 1	E: 0	K: 1	S: 16	R: 4	H: 5	E: 0	K: 1	S: 15	R: 0	H: 0	E: 0	K: 1	S: 5	R: 0	H: 0	E: 0	K: 1	S: 12	R: 0	H: 0	E: 0	K: 1	S: 8	R: 0	H: 0	E: 0	K: 0	S: 8	R: 0	H: 0	E: 0	K: 0	S: 8	1B: 4	SF: 2	2B: 3	SAC: 1	3B: 0	DP: 0	HR: 1	HBP: 0	WP: 0	PA: 38
--------------	------	------	------	------	------	------	------	------	------	------	------	------	------	------	------	------	------	------	------	-------	------	------	------	------	-------	------	------	------	------	------	------	------	------	------	-------	------	------	------	------	------	------	------	------	------	------	------	------	------	------	------	-------	-------	-------	--------	-------	-------	-------	--------	-------	--------

PITCHER	IP	WLS	BF	H	R	ER	SO	BB	IBB	HBP	BLK	WP	HR	S	P	ERA	WHIP
<b>Ted Lilly, L</b> ERA: 7.77 (1, 1)	5.0		24	8	6	6	4	1	1	0	0	0	1	52	84	10.80	1.800
<b>Pete Walker, R</b> ERA: 0.84 (6, 1)	1.2	W	7	0	0	0	1	2	0	0	0	0	0	16	31	0.00	1.200
<b>Scott Schoeneweis, L</b> ERA: 6.48 (7, 1)	1.1	H	4	0	0	0	1	0	0	0	0	0	0	9	14	0.00	0.000
<b>Miguel Batista, R</b> ERA: 2.45 (9, 1)	1.0	S	3	0	0	0	0	0	0	0	0	0	0	8	12	0.00	0.000

**BOTTOM**

**Toronto Blue Jays @ New York Yankees**  
 Yankee Stadium, Bronx, NY  
 Sun May 01 2005, 1:05 PM EDT  
 Att. 54,224 - Cloudy - 56 F

livebaseballscorecards.com

<b>AB</b>	<b>31</b>
<b>R</b>	<b>6</b>
<b>H</b>	<b>8</b>
<b>RBI</b>	<b>6</b>
<b>BB</b>	<b>4</b>
<b>SO</b>	<b>6</b>
<b>LOB</b>	<b>10</b>



Batter	1	2	3	4	5	6	7	8	9	10	11	12	AB R H RBI BB SO LOB	TOP												
<b>3 Reed Johnson, R</b> <small>(1, 9) OBP: 0.406, SLG: 0.444</small> <small>(8, 7)</small>													7 1 3 2 0 1 2													
<b>Frank Catalanotto, L</b> <small>(1, 7) OBP: 0.357, SLG: 0.427</small> <b>15 Alex Rios, R</b> <small>(8, 9) OBP: 0.347, SLG: 0.462</small>													4 1 2 0 0 0 1 3 0 1 0 0 1 1													
<b>10 Vernon Wells, R</b> <small>(1, 8) OBP: 0.259, SLG: 0.371</small>												6 0 2 0 0 1 4														
<b>47 Corey Koskie, L</b> <small>(1, 5) OBP: 0.339, SLG: 0.451</small>												6 1 3 1 0 1 2														
<b>Shea Hillenbrand, R</b> <small>(1, 10) OBP: 0.441, SLG: 0.537</small>												3 1 0 0 2 0 4														
<b>Eric Hinske, L</b> <small>(1, 3) OBP: 0.365, SLG: 0.467</small>												5 0 0 0 1 2 8														
<b>9 Gregg Zaun, S</b> <small>(1, 2) OBP: 0.388, SLG: 0.474</small>												5 1 1 2 1 0 3														
<b>Frank Menechino, R</b> <small>(1, 4) OBP: 0.306, SLG: 0.167</small>												5 1 0 0 1 1 6														
<b>8 Russ Adams, L</b> <small>(1, 6) OBP: 0.300, SLG: 0.328</small> <b>John McDonald, R</b> <small>(12, PH) OBP: 0.345, SLG: 0.370</small> <small>(12, 6)</small>												5 0 2 0 0 0 0 1 0 0 0 0 0 3														
<b>Inning Stats</b>	R: 2 E: 1 K: 2 S: 18	H: 3 LOB: 3 BB: 0 P: 28	R: 0 E: 0 K: 0 S: 10	H: 1 LOB: 1 BB: 0 P: 13	R: 0 E: 1 K: 0 S: 7	H: 0 LOB: 2 BB: 2 P: 17	R: 0 E: 0 K: 1 S: 7	H: 0 LOB: 0 BB: 0 P: 11	R: 0 E: 0 K: 0 S: 9	H: 1 LOB: 1 BB: 0 P: 14	R: 0 E: 0 K: 2 S: 7	H: 1 LOB: 0 BB: 0 P: 13	R: 0 E: 0 K: 0 S: 5	H: 0 LOB: 0 BB: 0 P: 7	R: 0 E: 0 K: 0 S: 5	H: 0 LOB: 0 BB: 0 P: 9	R: 0 E: 0 K: 1 S: 10	H: 1 LOB: 1 BB: 0 P: 15	R: 0 E: 0 K: 0 S: 11	H: 1 LOB: 1 BB: 0 P: 18	R: 0 E: 0 K: 0 S: 14	H: 5 LOB: 2 BB: 2 P: 30	1B: 11 2B: 4 3B: 0 HR: 0	SF: 0 SAC: 0 DP: 1 HBP: 1	WP: 0 PB: 0 SB: 1 CS: 0	PA: 56
<b>PITCHER</b>	IP	WLS	BF	H	R	ER	SO	BB	IBB	HBP	BLK	WP	HR	S	P	ERA	WHIP									
<b>Rodrigo Lopez, R</b> ERA: 3.55	(1, 1) 6.1		30	7	2	1	3	1	1	1	0	0	0	61	99	1.42	1.263									
<b>Steve Kline, L</b> ERA: 6.75	(7, 1) 0.2		3	0	0	0	2	0	1	0	0	0	0	6	12	0.00	0.000									
<b>Jorge Julio, R</b> ERA: 0.61	(8, 1) 2.0		6	0	0	0	0	0	0	0	0	0	0	10	16	0.00	0.000									
<b>B.J. Ryan, L</b> ERA: 2.63	(10, 1) 1.0		4	1	0	0	1	0	0	0	0	0	0	10	15	0.00	1.000									
<b>Steve Reed, R</b> ERA: 8.68	(11, 1) 1.0		4	1	0	0	1	0	0	0	0	0	0	11	18	0.00	1.000									
<b>PITCHER</b>	IP	WLS	BF	H	R	ER	SO	BB	IBB	HBP	BLK	WP	HR	S	P	ERA	WHIP									
<b>Todd Williams, R</b> ERA: 3.65	(12, 1) 0.1		6	3	4	4	0	0	0	0	0	0	0	1	1	108.00	12.000									
<b>John Parrish, L</b> ERA: 1.23	(12, 1) 0.2		3	2	0	0	0	0	0	0	0	0	0	6	10	0.00	3.000									

Toronto Blue Jays @ Baltimore Orioles  
 Oriole Park at Camden Yards, Baltimore, MD

Mon May 02 2005, 7:05 PM EDT  
 Att. 15,641 - Cloudy - 58 F

livebaseballscorecards.com

AB	50
R	6
H	14
RBI	5
BB	5
SO	7
LOB	34



Batter	1	2	3	4	5	6	7	8	9	10	11	12	AB R H RBI BB SO LOB
1 Brian Roberts, S OBP: 0.450, SLG: 0.686	(1, 4) C 2-2 G4-3		(2, 1) C 2-1 G6-3		X 0-0 1B		X 0-0 F8			(1, 3) C 1-3 K		(1, 3) C 0-3 K	6 0 1 0 0 2 1
Luis Matos, R OBP: 0.392, SLG: 0.408	(1, 8) C 0-1 2B		(2, 3) C 1-2 F7		S 0-1 P4		X 0-0 G2			(2, 3) C 2-3 K		(2, 2) C 2-2 G6-3	6 0 1 0 0 1 2
6 Melvin Mora, R OBP: 0.365, SLG: 0.548	(1, 5) B 1-1 P4					F 0-1 P3		B 4-1 BB		(3, 2) C 3-2 P6		(3, 1) C 0-1 F8	5 0 0 0 1 0 1
10 Miguel Tejada, R OBP: 0.398, SLG: 0.702	(1, 6) X 0-0 P6					B 2-2 F9		B 1-0 F7		1 SAFE 0-2 L9		(1, 1) B 1-1 P3	5 0 0 0 0 0 2
Sammy Sosa, R OBP: 0.327, SLG: 0.461 David Newhan, L OBP: 0.263, SLG: 0.278 (11, PR) (12, 9)	(1, 9) X 0-0 L6					B 4-2 BB		B 3-2 2B		1 SAFE 4-0 G6-4-3		(4, 2) B 4-2 E	2 1 1 0 3 0 0 0 0 0 0 0 0 0
Javy Lopez, R OBP: 0.367, SLG: 0.545	(1, 2) C 0-3 K					B 4-2 BB		B 1-0 31 1B		X 0-0 G6-4-3		(2, 3) B 2-3 K	4 1 1 1 1 2 3
31 Jay Gibbons, L OBP: 0.305, SLG: 0.493 Rafael Palmeiro, L OBP: 0.289, SLG: 0.305	(1, 3) B (8, 3) X 2-2 G4-3					X 0-0 P2		B 1-2 2-H 1B		C 1-1 G3		(2, 2) C 2-2 E6	3 0 1 1 0 0 2 2 0 0 0 0 0 1
Chris Gomez, R OBP: 0.611, SLG: 0.500	(1, 10) B 1-0 1B					B 4-0 G5-4-3		1 SAFE 2-0 G1-3		(2, 1) C 2-1 P3		(4, 0) B 4-0 IBB	3 0 1 0 2 0 1
Larry Bigbie, L OBP: 0.294, SLG: 0.354	(1, 7) B 1-0 G6-3 2B					1 SAFE 0-1 G5-4-3		B 2-3 K		(3, 2) C 3-2 G6-3		(1, 3) B 1-3 K	5 0 1 0 0 2 4

Inning Stats	R: 0	H: 1	E: 0	K: 8	S: 8	R: 0	H: 0	E: 0	K: 1	S: 8	R: 0	H: 2	E: 0	K: 7	S: 7	R: 0	H: 0	E: 0	K: 0	S: 15	R: 0	H: 0	E: 0	K: 0	S: 5	R: 2	H: 3	E: 0	K: 0	S: 11	R: 0	H: 0	E: 0	K: 1	S: 5	R: 0	H: 0	E: 0	K: 0	S: 7	R: 0	H: 0	E: 0	K: 2	S: 12	R: 0	H: 0	E: 1	K: 2	S: 14	R: 0	H: 0	E: 0	K: 1	S: 10	1B: 3	2B: 4	3B: 0	HR: 0	SF: 0	SAC: 0	DP: 2	HBP: 0	WP: 0	PA: 48
--------------	------	------	------	------	------	------	------	------	------	------	------	------	------	------	------	------	------	------	------	-------	------	------	------	------	------	------	------	------	------	-------	------	------	------	------	------	------	------	------	------	------	------	------	------	------	-------	------	------	------	------	-------	------	------	------	------	-------	-------	-------	-------	-------	-------	--------	-------	--------	-------	--------

PITCHER	IP	WLS	BF	H	R	ER	SO	BB	IBB	HBP	BLK	WP	HR	S	P	ERA	WHIP
39 Gustavo Chacin, L ERA: 2.48	(1, 1)	7.1	32	7	2	2	2	5	0	0	0	0	0	63	107	2.46	1.636
54 Jason Frasor, R ERA: 3.27	(8, 1)	2.2	7	0	0	0	2	0	0	0	0	0	0	20	32	0.00	0.000
Vinnie Chulk, R ERA: 3.55	(11, 1)	0.2	3	0	0	0	1	1	0	0	0	0	0	8	15	0.00	1.500
Scott Schoeneweis, L ERA: 6.23	(11, 1)	0.1	W	3	0	0	0	1	0	1	0	0	0	6	13	0.00	0.000
Miguel Batista, R ERA: 2.25	(12, 1)	1.0	3	0	0	0	1	0	0	0	0	0	0	10	12	0.00	0.000

**Toronto Blue Jays @ Baltimore Orioles**  
**Oriole Park at Camden Yards, Baltimore, MD**

Mon May 02 2005, 7:05 PM EDT  
 Att. 15,641 - Cloudy - 58 F

livebaseballscorecards.com

AB	41
R	2
H	7
RBI	2
BB	7
SO	7
LOB	17



Batter	1	2	3	4	5	6	7	8	9	AB R H RBI BB SO LOB	TOP	
<b>3 Reed Johnson, R</b> (1, 7) OBP: 0.412, SLG: 0.439	4-2 BB		1-0 G5-4-3 1-2f			0-2 CS 1B		1-1 G6-4-3 1-2f		3 0 1 0 1 0 3		
<b>Orlando Hudson, S</b> (1, 4) OBP: 0.324, SLG: 0.373	2-3 K			0-1 CS 1B		2-2 F7 1-2			2-1 WP 1B	4 0 2 0 0 1 2		
<b>10 Vernon Wells, R</b> (1, 8) OBP: 0.250, SLG: 0.358	0-3 K			3-3 K 1-2			0-0 G6-3		1-1 F8	4 0 0 0 0 2 3		
<b>47 Corey Koskie, L</b> (1, 5) OBP: 0.336, SLG: 0.438	3-3 K			4-0 BB			1-1 G4-3		3-1 F7	3 0 0 0 1 1 2		
<b>Shea Hillenbrand, R</b> (1, 3) OBP: 0.434, SLG: 0.523				1-1 P4			2-3 K2-3		4-0 IBB 1-2	3 0 0 0 1 1 1		
<b>Eric Hinske, L</b> (1, 10) OBP: 0.361, SLG: 0.453				2-3 K		1-3 K		4-2 FC6-4 8 1B BB	2-3 K	3 1 0 0 1 3 2		
<b>9 Gregg Zaun, S</b> (1, 2) OBP: 0.386, SLG: 0.463				1-2 G3		3-3 K		1 SAFE 1 SAFE 4-2 FC6-4 15 BB 1-2		2 0 0 0 1 1 0		
<b>15 Alex Rios, R</b> (1, 9) OBP: 0.337, SLG: 0.447				1-2 G6-3		0-2 G5-3		1-1 FC6-4 8 1B 1-2f 2-3		3 0 0 0 0 0 2		
<b>8 Russ Adams, L</b> (1, 6) OBP: 0.315, SLG: 0.343				1-0 G5-4-3 3 1B			0-1 G6-3	2-2 G6-4-3 3 1B 1-2 3-H		3 0 2 1 0 0 0		
<b>Inning Stats</b>	R: 0 E: 0 K: 3 S: 15 H: 0 LOB: 1 BB: 1 P: 24	R: 0 E: 0 K: 1 S: 9 H: 0 LOB: 0 BB: 0 P: 13	R: 0 E: 0 K: 0 S: 5 H: 1 LOB: 0 BB: 0 P: 8	R: 0 E: 0 K: 1 S: 7 H: 1 LOB: 1 BB: 1 P: 15	R: 0 E: 0 K: 2 S: 9 H: 0 LOB: 0 BB: 0 P: 13	R: 0 E: 0 K: 0 S: 11 H: 1 LOB: 0 BB: 0 P: 13	R: 0 E: 0 K: 1 S: 6 H: 0 LOB: 0 BB: 0 P: 9	R: 1 E: 0 K: 0 S: 13 H: 1 LOB: 1 BB: 2 P: 24	R: 0 E: 0 K: 1 S: 10 H: 1 LOB: 2 BB: 1 P: 22	1B: 5 2B: 1 3B: 0 HR: 0 SF: 0 SAC: 0 DP: 3 HBP: 0	WP: 1 PB: 0 SB: 0 CS: 2 PA: 33	
<b>PITCHER</b>	IP WLS BF H R ER SO BB IBB HBP BLK WP HR S P ERA WHIP	IP WLS BF H R ER SO BB IBB HBP BLK WP HR S P ERA WHIP									IP WLS BF H R ER SO BB IBB HBP BLK WP HR S P ERA WHIP	
<b>40 Daniel Cabrera, R</b> (1, 1) ERA: 5.79	8.0 L 28 4 1 1 8 4 0 0 0 0 0 75 119 1.12 1.000											
<b>Jorge Julio, R</b> (9, 1) ERA: 0.59	0.2 4 1 0 0 0 0 0 1 0 0 1 0 6 16 0.00 1.500											
<b>Steve Kline, L</b> (9, 1) ERA: 6.52	0.1 1 0 0 0 0 1 0 0 0 0 0 0 4 6 0.00 0.000											

**Toronto Blue Jays @ Baltimore Orioles**  
**Oriole Park at Camden Yards, Baltimore, MD**

livebaseballscorecards.com

AB	28
R	1
H	5
RBI	1
BB	5
SO	9
LOB	15



Tue May 03 2005, 7:05 PM EDT  
 Att. 17,934 - Cloudy - 64 F



Batter	1	2	3	4	5	6	7	8	9	AB R H RBI BB SO LOB	BOTTOM									
<b>1 Brian Roberts, S</b> OBP: 0.444, SLG: 0.670 (1, 4)	1-2 G5-3 1B			0-0 L8		2-3 K			1-3 K2-3	4 0 1 0 0 2 0	<b>Toronto Blue Jays @ Baltimore Orioles</b> <b>Oriole Park at Camden Yards, Baltimore, MD</b> Tue May 03 2005, 7:05 PM EDT Att. 17,934 - Cloudy - 64 F									
<b>6 Melvin Mora, R</b> OBP: 0.356, SLG: 0.533 (1, 5)	2-2 G5-3 1-2			0-3 K			1-2 P6			3 0 0 0 0 1 1										
<b>10 Miguel Tejada, R</b> OBP: 0.388, SLG: 0.682 (1, 6)	1-2 G5-3			0-1 F9			3-1 L8			3 0 0 0 0 0 0										
<b>Sammy Sosa, R</b> OBP: 0.319, SLG: 0.448 (1, 9)			0-1 G6-3		2-2 G6-3		1-0 F9			3 0 0 0 0 0 0										
<b>Javy Lopez, R</b> OBP: 0.366, SLG: 0.538 (1, 10)			1-1 G6-3		0-2 1B		0-1 F8			3 0 1 0 0 0 0										
<b>Rafael Palmeiro, L</b> OBP: 0.290, SLG: 0.298 <b>David Newhan, L</b> OBP: 0.263, SLG: 0.278 <b>B.J. Surhoff, L</b> OBP: 0.206, SLG: 0.382 (1, 3) (8, PR) (9, 3)			0-1 G5-3		0-0 L8		4-1 G6-3 BB			2 0 0 0 1 0 1 0 0 0 0 0 0 0 0 0 0 0 0 0 0										
<b>Luis Matos, R</b> OBP: 0.370, SLG: 0.392 (1, 8)			3-2 E5 CS		1-2 P6		1 SAFE 0-0 G6-3 1-2f			3 0 0 0 0 0 2										
<b>Larry Bigbie, L</b> OBP: 0.296, SLG: 0.353 (1, 7)			1-0 F8 1-2		2-2 CS 1B		1-2 G3			3 0 1 0 0 0 1										
<b>Geronimo Gil, R</b> OBP: 0.226, SLG: 0.258 <b>31 Jay Gibbons, L</b> OBP: 0.301, SLG: 0.487 (1, 2) (9, PH)			0-1 G4-3		1 SAFE 2-2 G6-3 1-2		2-2 G3			2 0 0 0 0 0 1 1 0 0 0 0 0 0										
<b>Inning Stats</b>	R: 0 E: 0 K: 0 S: 11	H: 1 LOB: 0 BB: 0 P: 15	R: 0 E: 0 K: 0 S: 6	H: 0 LOB: 0 BB: 0 P: 7	R: 0 E: 1 K: 0 S: 6	H: 0 LOB: 0 BB: 0 P: 10	R: 0 E: 0 K: 1 S: 6	H: 0 LOB: 0 BB: 0 P: 6	R: 0 E: 0 K: 0 S: 10	H: 1 LOB: 1 BB: 0 P: 13		R: 0 E: 0 K: 0 S: 6	H: 0 LOB: 0 BB: 0 P: 11	R: 0 E: 0 K: 0 S: 4	H: 0 LOB: 1 BB: 1 P: 8	R: 0 E: 0 K: 1 S: 9	H: 0 LOB: 0 BB: 0 P: 13	1B: 3 2B: 0 3B: 0 HR: 0	SF: 0 SAC: 0 DP: 1 HBP: 0	WP: 0 PB: 0 SB: 0 CS: 2
<b>PITCHER</b> <b>Josh Towers, R</b> ERA: 3.57 <b>Miguel Batista, R</b> ERA: 2.08 (1, 1) (9, 1)	IP: 8.0 WLS: W BF: 25	H: 3 R: 0 ER: 0 SO: 2	H: 0 R: 0 ER: 0 SO: 1	H: 0 R: 0 ER: 0 SO: 1	H: 0 R: 0 ER: 0 SO: 2	H: 1 R: 0 ER: 0 SO: 13	H: 0 R: 0 ER: 0 SO: 6	H: 0 R: 0 ER: 0 SO: 11	H: 0 R: 0 ER: 0 SO: 8	H: 0 R: 0 ER: 0 SO: 13	IP: 1.0 WLS: S BF: 3	H: 0 R: 0 ER: 0 SO: 1	IP: 9.0 WLS: S BF: 3	H: 0 R: 0 ER: 0 SO: 1	IP: 1.0 WLS: S BF: 3	H: 0 R: 0 ER: 0 SO: 1	WP: 0 HR: 0 S: 0 P: 0	ERA: 0.00 WHIP: 0.000	ERA: 0.00 WHIP: 0.000	ERA: 0.00 WHIP: 0.000

livebaseballscorecards.com

<b>AB</b>	<b>27</b>
<b>R</b>	<b>0</b>
<b>H</b>	<b>3</b>
<b>RBI</b>	<b>0</b>
<b>BB</b>	<b>1</b>
<b>SO</b>	<b>3</b>
<b>LOB</b>	<b>6</b>



Batter	1	2	3	4	5	6	7	8	9	AB R H RBI BB SO LOB	TOP											
3 Reed Johnson, R OBP: 0.403, SLG: 0.426 (1, 7)	0-2 BB 1B		2-3 K			1-2 L4		3-3 K 1-2		4 0 1 0 0 2 1												
Orlando Hudson, S OBP: 0.322, SLG: 0.362 (1, 4)	4-2 BB 1-2 BB		1-0 G5-3			2-3 K		1-3 K		3 0 0 0 1 2 1												
10 Vernon Wells, R OBP: 0.258, SLG: 0.363 (1, 8)	1-3 K			0-0 L7			0-1 1B		1-0 G5-4-3 1B	4 0 2 0 0 1 2												
47 Corey Koskie, L OBP: 0.333, SLG: 0.426 (1, 5)	2-3 K			4-2 CS BB			1-2 P4		2-3 K	3 0 0 0 1 2 4												
Shea Hillenbrand, R OBP: 0.421, SLG: 0.504 (1, 10)	3-2 P2			1-2 G5-3 1-2			1-0 F8		0-2 G5-4-3 1-2f	4 0 0 0 0 0 5												
15 Alex Rios, R OBP: 0.327, SLG: 0.433 (1, 9)		1-3 K			3-2 G1-3					3 0 0 0 0 2 1												
Eric Hinske, L OBP: 0.360, SLG: 0.459 (1, 3)		1-3 K			1-3 K			2-1 SH1-4 1B 2B		3 1 1 0 0 2 0												
Ken Huckaby, R OBP: 0.500, SLG: 0.500 (1, 2)		3-3 K			1-3 K			1-0 SH1-4		2 0 0 0 0 2 0												
John McDonald, R OBP: 0.344, SLG: 0.367 (1, 6)			0-1 P4			2-1 G6-3		0-0 3S 1B		3 0 1 1 0 0 0												
<b>Inning Stats</b>	R: 0 E: 0 K: 2 S: 15	H: 1 LOB: 2 BB: 1 P: 25	R: 0 E: 0 K: 3 S: 11	H: 0 LOB: 0 BB: 0 P: 16	R: 0 E: 0 K: 1 S: 7	H: 0 LOB: 0 BB: 0 P: 10	R: 0 E: 0 K: 0 S: 6	H: 0 LOB: 0 BB: 1 P: 11	R: 0 E: 0 K: 2 S: 11	H: 0 LOB: 0 BB: 0 P: 16	R: 0 E: 0 K: 1 S: 8	H: 0 LOB: 0 BB: 0 P: 13	R: 0 E: 0 K: 1 S: 10	H: 1 LOB: 1 BB: 0 P: 15	R: 1 E: 0 K: 2 S: 13	H: 2 LOB: 1 BB: 0 P: 20	R: 0 E: 0 K: 1 S: 7	H: 1 LOB: 0 BB: 0 P: 10	1B: 4 2B: 1 3B: 0 HR: 0	SF: 0 SAC: 1 DP: 1 HBP: 0	WP: 0 PB: 0 SB: 1 CS: 1	PA: 32
<b>PITCHER</b>	IP WLS BF H R ER SO BB IBB HBP BLK WP HR S P ERA WHIP																					
45 Erik Bedard, L ERA: 2.5 (1, 1)	8.0 W 29 4 1 1 12 2 0 0 0 0 0 0 81 126 1.12 0.750																					
B.J. Ryan, L ERA: 2.45 (9, 1)	1.0 3 1 0 0 1 0 0 0 0 0 0 0 7 10 0.00 1.000																					

Toronto Blue Jays @ Baltimore Orioles  
 Oriole Park at Camden Yards, Baltimore, MD

livebaseballscorecards.com

AB	29
R	1
H	5
RBI	1
BB	2
SO	13
LOB	14



Wed May 04 2005, 3:05 PM EDT  
 Att. 17,645 - Cloudy - 68 F

BOTTOM

Toronto Blue Jays @ Baltimore Orioles  
Oriole Park at Camden Yards, Baltimore, MD

livebaseballscorecards.com

AB	33
R	5
H	12
RBI	5
BB	2
SO	2
LOB	17



WP:	0	PA:	35
PB:	0		
SB:	0		
CS:	1		

Wed May 04 2005, 3:05 PM EDT  
Att. 17,645 - Cloudy - 68 F

AB	R	H	RBI	BB	SO	LOB	
4	1	2	0	0	0	0	
4	0	2	0	0	0	2	
4	1	3	0	0	0	1	
3	1	1	2	1	0	3	
3	0	1	0	1	1	3	
0	1	0	0	0	0	0	
4	1	2	3	0	0	1	
0	0	0	0	0	0	0	
4	0	1	0	0	1	2	
4	0	0	0	0	0	3	
3	0	0	0	0	0	2	
1B:	10	SF:	0	WP:	0	PA:	35
2B:	1	SAC:	0	PB:	0		
3B:	0	DP:	2	SB:	0		
HR:	1	HBP:	0	CS:	1		

IP	WLS	BF	H	R	ER	SO	BB	IBB	HBP	BLK	WP	HR	S	P	ERA	WHIP
7.1	L	33	12	5	5	2	1	1	0	0	0	1	77	114	6.14	1.773
0.2		2	0	0	0	0	0	0	0	0	0	0	3	5	0.00	0.000

Batter	1	2	3	4	5	6	7	8	9	Inning Stats	
1 Brian Roberts, S OBP: 0.445, SLG: 0.664	1-2 G4-3 ①		0-1 G4-3 ③			0-1 FC6-4 10 1B		0-0 2B 10 1B		R: 0 H: 2 E: 0 LOB: 1 K: 0 BB: 0 S: 12 P: 17	
6 Melvin Mora, R OBP: 0.361, SLG: 0.532	1-1 10 CS 1B			2-2 10 G6-4-3 1B		1 SAFE 0-0 F8 ①		1 SAFE 3-2 F8 ①		R: 0 H: 1 E: 0 LOB: 0 K: 1 BB: 0 S: 6 P: 7	
10 Miguel Tejada, R OBP: 0.400, SLG: 0.685	2-2 1-2 1B ②		1-2 G6-4-3 ① ②	1 SAFE 1 SAFE 1-2f 1B		B SAFE 1-2 FC6-4 1B		0-0 1-2 2B 1B		R: 0 H: 0 E: 0 LOB: 0 K: 0 BB: 0 S: 5 P: 9	
Sammy Sosa, R OBP: 0.325, SLG: 0.454	1-2 G6-3 ③		4-2 BB	1-2 G4-3 ③		F F X 0-2 FC6-4 1-2f 2-3 ②		2-2 1-H 2-H HR 2B		R: 0 H: 1 E: 0 LOB: 1 K: 0 BB: 0 S: 10 P: 15	
Rafael Palmeiro, L OBP: 0.299, SLG: 0.299 David Newhan, L OBP: 0.263, SLG: 0.278		0-0 G4-3 1B X		1-2 G4-3 ③		1-3 K ③		4-0 HR IBB		R: 0 H: 2 E: 0 LOB: 2 K: 1 BB: 0 S: 13 P: 15	
Javy Lopez, R OBP: 0.371, SLG: 0.568 Geronimo Gil, R OBP: 0.226, SLG: 0.258		0-0 G4-3 ① ②		1-2 G6-3 ①		B X 1-0 1B		1-0 1-H 3-H HR		R: 0 H: 1 E: 0 LOB: 1 K: 0 BB: 0 S: 4 P: 6	
31 Jay Gibbons, L OBP: 0.299, SLG: 0.475		1-3 K ③		2-0 FC5-4 1B		X 0-0 F8 ①		0-1 G4-3 ②		R: 0 H: 1 E: 0 LOB: 1 K: 0 BB: 0 S: 4 P: 6	
Luis Matos, R OBP: 0.354, SLG: 0.373		3-1 L7 ①		1 SAFE 1 SAFE 1-2 P3 ②		X 0-0 F9 ②		2-0 G1-3 ③		R: 5 H: 4 E: 0 LOB: 1 K: 0 BB: 1 S: 17 P: 29	
Larry Bigbie, L OBP: 0.284, SLG: 0.338		1-0 G4-3 ②		1-2 FC5-4 1-2f ③		B X 1-0 G4-3 ③				R: 0 H: 1 E: 0 LOB: 1 K: 0 BB: 0 S: 4 P: 6	

PITCHER	IP	WLS	BF	H	R	ER	SO	BB	IBB	HBP	BLK	WP	HR	S	P	ERA	WHIP
32 Roy Halladay, R ERA: 3.78	7.1	L	33	12	5	5	2	1	1	0	0	0	1	77	114	6.14	1.773
Scott Schoeneweis, L ERA: 5.79	0.2		2	0	0	0	0	0	0	0	0	0	0	3	5	0.00	0.000

Batter	1	2	3	4	5	6	7	8	9	AB R H RBI BB SO LOB	TOP																
22 Scott Podsednik, L (1, 7) OBP: 0.366, SLG: 0.294	2-2 G4-3		0-0 2B		4-2 BB		1-0 F8		2-3 K	4 0 1 1 1 1 1																	
Tadahito Iguchi, R (1, 4) OBP: 0.377, SLG: 0.402	0-0 G4-3 S 14 PB 1B		2-3 K		1-0 G5-3			3-1 L5	3-2 CS 1B	5 1 2 0 0 1 2																	
Carl Everett, S (1, 10) OBP: 0.307, SLG: 0.440	2-2 G4-3		0-3 K			1-2 G6-3		4-2 14 1B 12 1B BB	2-1 CS	3 1 0 0 1 1 2																	
14 Paul Konerko, R (1, 3) OBP: 0.308, SLG: 0.427	1-3 K			1-2 HBP		3-2 L5		1-2 23 BB 12 1B 1B		3 1 1 0 0 1 0																	
Timo Perez, L (1, 8) OBP: 0.256, SLG: 0.366		2-1 12 P4-6 23 S 1B		0-1 L8		1-2 F7		0-1 B3		4 0 1 0 0 0 3																	
23 Jermaine Dye, R (1, 9) OBP: 0.247, SLG: 0.391		3-2 K		1-2 L4			3-1 HR	4-2 12 1B BB		3 1 1 1 1 1 2																	
12 A.J. Pierzynski, L (1, 2) OBP: 0.329, SLG: 0.385		3-2 P4-6		2-2 L6			1-1 G3	0-2 1-2 2-H 3-H 1B		4 0 1 2 0 0 2																	
24 Joe Crede, R (1, 5) OBP: 0.346, SLG: 0.452			1-1 5 G4-3 22 2B 2B		2-2 P4		4-2 5 G4-3 BB	1-2 F8		3 1 1 0 1 0 2																	
5 Juan Uribe, R (1, 6) OBP: 0.302, SLG: 0.373			1-1 G4-3		0-1 22 CS 1B		0-2 G4-3		0-2 G6-3	4 0 1 0 0 0 2																	
<b>Inning Stats</b>	R: 1 E: 0 K: 1 S: 12	H: 1 LOB: 0 BB: 0 P: 17	R: 0 E: 0 K: 1 S: 8	H: 1 LOB: 0 BB: 0 P: 16	R: 1 E: 0 K: 2 S: 12	H: 2 LOB: 1 BB: 0 P: 16	R: 0 E: 0 K: 0 S: 11	H: 0 LOB: 1 BB: 0 P: 15	R: 0 E: 0 K: 0 S: 9	H: 1 LOB: 1 BB: 1 P: 15	R: 0 E: 0 K: 0 S: 9	H: 0 LOB: 0 BB: 0 P: 14	R: 1 E: 0 K: 0 S: 11	H: 1 LOB: 1 BB: 1 P: 20	R: 2 E: 0 K: 0 S: 17	H: 2 LOB: 2 BB: 2 P: 30	R: 0 E: 0 K: 1 S: 10	H: 1 LOB: 0 BB: 0 P: 17	1B: 6 2B: 3 3B: 0 HR: 1	SF: 0 SAC: 0 DP: 1 HBP: 1	WP: 0 PB: 1 SB: 3 CS: 2	PA: 39					
<b>PITCHER</b>	IP WLS BF H R ER SO BB IBB HBP BLK WP HR S P ERA WHIP																										
Dave Bush, R (1, 1) ERA: 4.5	5.0		20	5	2	1	4	1	0	1	0	0	0	52	79	1.80	1.200										
Pete Walker, R (6, 1) ERA: 1.54	1.0	B	4	1	1	1	0	0	0	0	0	0	1	11	19	9.00	1.000										
54 Jason Frasor, R (7, 1) ERA: 4.38	1.1	L	7	1	2	2	0	2	0	0	0	0	0	16	30	13.50	2.250										
Miguel Batista, R (8, 1) ERA: 1.98	0.2		4	1	0	0	0	1	0	0	0	0	0	10	15	0.00	3.000										
Justin Speier, R (9, 1) ERA: 6.75	1.0		3	1	0	0	1	0	0	0	0	0	0	10	17	0.00	1.000										

**Chicago White Sox @ Toronto Blue Jays**  
**Rogers Centre, Toronto, ON**  
 Fri May 06 2005, 7:07 PM EDT  
 Att: 21,769 - Partly Cloudy - 63 F

AB	33
R	5
H	9
RBI	4
BB	4
SO	5
LOB	16



WP: 0	PA: 39
-------	--------

Batter	1	2	3	4	5	6	7	8	9	AB R H RBI BB SO LOB
Frank Catalanotto, L (1, 7) OBP: 0.348, SLG: 0.425	3-2 F7	2-2 G6-3		0-0 P4			1-0 G6-3 2B		0-3 K2-3	5 0 1 0 0 1 4
Orlando Hudson, S (1, 4) OBP: 0.319, SLG: 0.352	1-0 F7		0-1 L8		4-1 BB 47 G3 10 G5-3		2-2 G6-3 2B			3 0 0 0 1 0 1
10 Vernon Wells, R (1, 8) OBP: 0.258, SLG: 0.353	1-1 G5-3		4-0 BB		1-0 G5-3		1-0 P3			3 0 0 0 1 0 2
47 Corey Koskie, L (1, 5) OBP: 0.331, SLG: 0.446		3-1 HR	2-0 F8		2-2 G3		2-1 F9			4 1 1 1 0 0 2
Shea Hillenbrand, R (1, 10) OBP: 0.415, SLG: 0.496		3-2 9 1B 15 2B	1-3 K		2-2 G6-3		1-1 G5-3			4 1 1 0 0 1 2
Eric Hinske, L (1, 3) OBP: 0.348, SLG: 0.441		0-0 P6		2-2 F7		2-3 K	2-2 P6			4 0 0 0 0 1 1
9 Gregg Zaun, S (1, 2) OBP: 0.390, SLG: 0.464		2-2 15 2B 8 SF8	1-3 1B	0-1 15 BB		1-3 K		3-2 F7		4 1 2 0 0 1 0
15 Alex Rios, R (1, 9) OBP: 0.333, SLG: 0.440		1-2 2B	1-3 3-H	4-0 1-2 BB		2-2 G5-3		1-0 F9		3 0 1 1 1 0 0
8 Russ Adams, L (1, 6) OBP: 0.312, SLG: 0.357		0-0 SF8		1-0 F8		1-3 K		3-2 2B		3 0 1 1 0 1 2

Inning Stats	R: 0	H: 0	E: 0	K: 0	S: 7	H: 0	LOB: 0	BB: 0	P: 12	R: 3	H: 4	E: 0	K: 0	S: 20	R: 0	H: 0	E: 0	K: 1	S: 6	R: 0	H: 1	E: 0	K: 0	S: 7	R: 0	H: 0	E: 0	K: 0	S: 8	R: 0	H: 0	E: 0	K: 2	S: 9	R: 0	H: 1	E: 0	K: 1	S: 10	R: 0	H: 0	E: 0	K: 0	S: 7	R: 0	H: 1	E: 0	K: 1	S: 11	1B: 3	SF: 1	2B: 3	SAC: 0	3B: 0	DP: 0	HR: 1	HBP: 0	WP: 0	PA: 37
--------------	------	------	------	------	------	------	--------	-------	-------	------	------	------	------	-------	------	------	------	------	------	------	------	------	------	------	------	------	------	------	------	------	------	------	------	------	------	------	------	------	-------	------	------	------	------	------	------	------	------	------	-------	-------	-------	-------	--------	-------	-------	-------	--------	-------	--------

PITCHER	IP	WLS	BF	H	R	ER	SO	BB	IBB	HBP	BLK	WP	HR	S	P	ERA	WHIP
Orlando Hernandez, R (1, 1) ERA: 2.92	7.0	W	30	6	3	3	4	3	0	0	0	0	1	67	116	3.86	1.286
Damaso Marte, L (8, 1) ERA: 2.13	1.1	H	4	0	0	0	0	0	0	0	0	0	0	10	18	0.00	0.000
Dustin Hermanson, R (9, 1) ERA:	0.2	S	3	1	0	0	1	0	0	0	0	0	0	8	12	0.00	1.500

BOTTOM

Chicago White Sox @ Toronto Blue Jays  
Rogers Centre, Toronto, ON  
Fri May 06 2005, 7:07 PM EDT  
Att. 21,769 - Partly Cloudy - 63 F

livebaseballscores.com

AB	33
R	3
H	7
RBI	3
BB	3
SO	5
LOB	14



Batter	1	2	3	4	5	6	7	8	9	AB R H RBI BB SO LOB	TOP
22 Scott Podsednik, L (1, 7) OBP: 0.377, SLG: 0.295	1-2 G3 14 HR S 1B	4-2 E HR S BB		4-2 S 14 HR BB	3-2 G6-3			2-2 G4-6-3 1-2f		3 3 1 0 2 0 1	
Tadahito Iguchi, R (1, 4) OBP: 0.369, SLG: 0.422	3-3 SAFE K	3-1 SAFE HR		3-2 P5		3-1 G6-3		1-3 K		5 1 1 2 0 2 2	
Carl Everett, S (1, 10) OBP: 0.311, SLG: 0.433	0-1 G3	2-2 1B		4-1 14 HR BB		1-0 G4-3		1-3 K2-3		4 1 1 0 1 1 1	
14 Paul Konerko, R (1, 3) OBP: 0.312, SLG: 0.481	3-1 HR	2-2 K		0-1 HR		2-3 K		2-3 K		5 2 2 5 0 3 1	
Aaron Rowand, R (1, 8) OBP: 0.301, SLG: 0.373	1-3 K			2-1 HR			0-0 G5-3			4 1 1 1 0 2 0	
23 Jermaine Dye, R (1, 9) OBP: 0.248, SLG: 0.385		1-2 5 HR 1B		1-1 G5-3			0-2 G5-3			4 1 1 0 0 1 0	
5 Juan Uribe, R (1, 6) OBP: 0.311, SLG: 0.410		0-1 HR		4-2 2B BB			1-0 L9			3 1 1 2 1 0 0	
Chris Widger, R (1, 2) OBP: 0.378, SLG: 0.471		1-2 F8		1-1 2B		3-2 24 L3 1B		0-0 22 G4-6-3 1B		4 0 3 0 0 0 0	
24 Joe Crede, R (1, 5) OBP: 0.333, SLG: 0.433		2-3 K		1-0 L9		1-2 L3		1-0 P4		4 0 0 0 0 1 4	
<b>Inning Stats</b>	R: 2 H: 2 E: 0 LOB: 0 K: 2 BB: 0 S: 15 P: 23	R: 4 H: 4 E: 0 LOB: 1 K: 2 BB: 1 S: 21 P: 36	R: 0 H: 1 E: 0 LOB: 2 K: 2 BB: 1 S: 12 P: 22	R: 4 H: 2 E: 0 LOB: 0 K: 0 BB: 2 S: 17 P: 29	R: 0 H: 1 E: 0 LOB: 0 K: 0 BB: 0 S: 9 P: 16	R: 0 H: 0 E: 0 LOB: 0 K: 1 BB: 0 S: 6 P: 12	R: 0 H: 0 E: 0 LOB: 0 K: 0 BB: 0 S: 7 P: 8	R: 0 H: 1 E: 0 LOB: 0 K: 0 BB: 0 S: 5 P: 8	R: 0 H: 0 E: 0 LOB: 0 K: 3 BB: 0 S: 9 P: 13	1B: 5 SF: 0 2B: 2 SAC: 0 3B: 0 DP: 2 HR: 5 HBP: 0	WP: 0 PA: 40 PB: 0 SB: 4 CS: 0
<b>PITCHER</b>	IP WLS BF H R ER SO BB IBB HBP BLK WP HR S P ERA WHIP										
Ted Lilly, L (1, 1) ERA: 9.35	1.2 L 12 6 6 6 3 1 0 0 0 0 0 3 33 54 32.40 4.200										
Matt Whiteside, R (2, 1) ERA: 19.64	1.2 11 3 4 4 3 3 0 0 0 0 0 2 29 52 21.60 3.600										
Pete Walker, R (4, 1) ERA: 1.26	2.2 8 1 0 0 1 0 0 0 0 0 0 0 18 32 0.00 0.375										
Vinnie Chulk, R (7, 1) ERA: 3.07	2.0 6 1 0 0 0 0 0 0 0 0 0 0 12 16 0.00 0.500										
Scott Schoeneweis, L (9, 1) ERA: 5.23	1.0 3 0 0 0 3 0 0 0 0 0 0 0 9 13 0.00 0.000										

Chicago White Sox @ Toronto Blue Jays  
Rogers Centre, Toronto, ON  
Sat May 07 2005, 1:07 PM EDT  
Att: 23,078 - Partly Cloudy - 61 F

livebaseballscorecards.com

<b>AB</b>	36
<b>R</b>	10
<b>H</b>	11
<b>RBI</b>	10
<b>BB</b>	4
<b>SO</b>	10
<b>LOB</b>	9



Batter	1	2	3	4	5	6	7	8	9	AB R H RBI BB SO LOB
<b>Orlando Hudson, S</b> OBP: 0.323, SLG: 0.354 (1, 4)	G3-1		47 1B		2B 1B	P6			F9	5 2 2 1 0 0 0
<b>Frank Catalanotto, L</b> OBP: 0.351, SLG: 0.417 (1, 7)	47 2B G4-3 BB		F7		2B SF7 1B				G4-3	4 2 1 0 1 1 1
<b>47 Corey Koskie, L</b> OBP: 0.336, SLG: 0.457 (1, 10)	G4-3 1-3 2B		1-H 1B		F8				K	4 0 2 1 0 1 2
<b>Shea Hillenbrand, R</b> OBP: 0.410, SLG: 0.496 (1, 5)	G4-3		F8		SF7 1-3 2-H 2B				K	4 0 1 2 0 0 2
<b>Eric Hinske, L</b> OBP: 0.336, SLG: 0.429 (1, 3)	F7		F8		SF7 1-3 2B				P4	4 0 1 2 0 0 2
<b>9 Gregg Zaun, S</b> OBP: 0.385, SLG: 0.455 (1, 2)		F8		G4-3	SF7				P5	3 0 0 1 0 0 1
<b>10 Vernon Wells, R</b> OBP: 0.250, SLG: 0.342 (1, 8)		G1-3		G4-3	F8				G1-3	4 0 1 0 0 0 1
<b>15 Alex Rios, R</b> OBP: 0.321, SLG: 0.423 (1, 9)		K		G4-3	L8				P3	4 0 0 0 0 0 1
<b>8 Russ Adams, L</b> OBP: 0.333, SLG: 0.473 (1, 6)			G3-1		G1-3				K	4 0 0 0 0 2 1
					G1-3				G6-3	4 0 0 0 0 2 1
									HR	4 3 3 2 0 0 0
									HR	4 3 3 2 0 0 0

**BOTTOM**

**Chicago White Sox @ Toronto Blue Jays**  
Rogers Centre, Toronto, ON  
Sat May 07 2005, 1:07 PM EDT  
Att. 23,078 - Partly Cloudy - 61 F

livebaseballscorecards.com

<b>AB</b>	<b>36</b>
<b>R</b>	<b>7</b>
<b>H</b>	<b>10</b>
<b>RBI</b>	<b>7</b>
<b>BB</b>	<b>1</b>
<b>SO</b>	<b>4</b>
<b>LOB</b>	<b>9</b>



Inning Stats	R: 1	H: 1	E: 0	K: 0	S: 15	R: 0	H: 0	E: 0	K: 1	S: 15	R: 1	H: 2	E: 0	K: 0	S: 9	R: 0	H: 1	E: 0	K: 0	S: 7	R: 3	H: 4	E: 0	K: 0	S: 16	R: 1	H: 1	E: 0	K: 1	S: 9	R: 0	H: 0	E: 0	K: 2	S: 8	R: 0	H: 0	E: 0	K: 0	S: 5	R: 1	H: 1	E: 0	K: 0	S: 8	R: 1	H: 1	E: 0	K: 0	S: 8	1B: 5	2B: 3	3B: 0	HR: 2	SF: 1	SAC: 0	DP: 0	HBP: 0	WP: 0	PB: 0	SB: 1	CS: 0	PA: 38
--------------	------	------	------	------	-------	------	------	------	------	-------	------	------	------	------	------	------	------	------	------	------	------	------	------	------	-------	------	------	------	------	------	------	------	------	------	------	------	------	------	------	------	------	------	------	------	------	------	------	------	------	------	-------	-------	-------	-------	-------	--------	-------	--------	-------	-------	-------	-------	--------

PITCHER	IP	WLS	BF	H	R	ER	SO	BB	IBB	HBP	BLK	WP	HR	S	P	ERA	WHIP
<b>Jon Garland, R</b> ERA: 2.42 (1, 1)	5.2	W	27	9	6	6	2	1	0	0	0	0	1	70	107	9.53	1.765
<b>Neal Cotts, L</b> ERA: 3.0 (6, 1)	2.0		6	0	0	0	2	0	0	0	0	0	0	12	19	0.00	0.000
<b>Luis Vizcaino, R</b> ERA: 7.36 (8, 1)	1.1		5	1	1	1	0	0	0	0	0	0	1	10	19	6.75	0.750

**PITCHER**

IP	WLS	BF	H	R	ER	SO	BB	IBB	HBP	BLK	WP	HR	S	P	ERA	WHIP
----	-----	----	---	---	----	----	----	-----	-----	-----	----	----	---	---	-----	------

Batter	1	2	3	4	5	6	7	8	9	AB R H RBI BB SO LOB	TOP											
22 Scott Podsednik, L (1, 7) OBP: 0.369, SLG: 0.283	3-2 F8	1-1 CS	2-3 K	2-1 G4-3			4-0 G4-6-3 BB		0-1 P4	4 0 0 0 1 1 2												
5 Juan Uribe, R (1, 6) OBP: 0.316, SLG: 0.446	1-0 HR		1-1 L7			0-0 P4	1-1 G4-6-3 1B		2-0 P4	5 1 2 1 0 0 1												
Carl Everett, S (1, 10) OBP: 0.317, SLG: 0.435	1-2 CS 1B		2-1 FC6-4 1B			3-2 F7	2-1 G4-6-3			4 0 2 0 0 0 2												
14 Paul Konerko, R (1, 3) OBP: 0.310, SLG: 0.468	2-3 K		0-0 FC6-4 1B			4-2 BB	3-3 K			3 0 0 0 1 2 3												
Aaron Rowand, R (1, 8) OBP: 0.308, SLG: 0.377	0-2 CS	3-1 23 HR 1B		1-0 12 1B 24 SF9 1B		2-3 K			2-3 K	4 2 2 0 0 2 1												
23 Jermaine Dye, R (1, 9) OBP: 0.248, SLG: 0.410		1-1 HR		2-3 K		1-0 P3			0-1 F9	4 1 1 2 0 1 1												
12 A.J. Pierzynski, L (1, 2) OBP: 0.337, SLG: 0.383		1-2 P6		2-2 24 SF9 1B		2-1 HBP			2-3 K	3 1 1 0 0 1 0												
24 Joe Crede, R (1, 5) OBP: 0.339, SLG: 0.434		2-0 22 CS 1B		0-0 SF9		0-0 F9			1-1 SH1-4 HBP	2 0 1 1 0 0 1												
Pedro Lopez, R (1, 4) OBP: 0.286, SLG: 0.286		0-0 F9		1-1 2-H 1B		0-3 K			0-0 SH1-4	3 0 1 1 0 1 2												
<b>Inning Stats</b>	R: 1 E: 0 K: 1 S: 13	H: 2 LOB: 0 BB: 0 P: 20	R: 2 E: 0 K: 0 S: 10	H: 3 LOB: 0 BB: 0 P: 18	R: 0 E: 0 K: 1 S: 8	H: 1 LOB: 1 BB: 0 P: 13	R: 2 E: 0 K: 1 S: 15	H: 3 LOB: 1 BB: 0 P: 22	R: 0 E: 0 K: 1 S: 9	H: 0 LOB: 1 BB: 1 P: 18	R: 0 E: 0 K: 1 S: 6	H: 0 LOB: 1 BB: 0 P: 9	R: 0 E: 0 K: 1 S: 8	H: 1 LOB: 1 BB: 1 P: 17	R: 0 E: 0 K: 2 S: 8	H: 0 LOB: 0 BB: 0 P: 12	R: 0 E: 0 K: 0 S: 5	H: 0 LOB: 1 BB: 0 P: 8	1B: 8 2B: 0 3B: 0 HR: 2	SF: 1 SAC: 1 DP: 1 HBP: 2	WP: 0 PB: 0 SB: 0 CS: 2	PA: 40
<b>PITCHER</b>	IP WLS BF H R ER SO BB IBB HBP BLK WP HR S P ERA WHIP																					
39 Gustavo Chacin, L (1, 1) ERA: 3.13	6.0 L 28 9 5 5 5 2 0 1 0 0 2 61 104 7.50 1.833																					
Vinnie Chulk, R (7, 1) ERA: 2.87	1.0 3 1 0 0 1 0 0 0 0 0 0 8 13 0.00 1.000																					
54 Jason Frasor, R (8, 1) ERA: 3.95	1.1 5 0 0 0 2 0 0 1 0 0 0 10 15 0.00 0.000																					
Miguel Batista, R (9, 1) ERA: 1.88	0.2 2 0 0 0 0 0 0 0 0 0 0 3 5 0.00 0.000																					

Chicago White Sox @ Toronto Blue Jays  
Rogers Centre, Toronto, ON  
Sun May 08 2005, 1:07 PM EDT  
Att. 20,946 - Sunny - 63 F

AB	32
R	5
H	10
RBI	5
BB	2
SO	8
LOB	13



livebaseballscorecards.com



Batter	1	2	3	4	5	6	7	8	9	AB R H RBI BB SO LOB
3 Reed Johnson, R OBP: 0.416, SLG: 0.455 (1, 7)										5 0 3 0 0 1 2
Frank Menechino, R OBP: 0.325, SLG: 0.182 (1, 10)										3 0 1 0 1 1 1
47 Corey Koskie, L OBP: 0.333, SLG: 0.450 (1, 5)										4 1 1 0 0 1 4
Shea Hillenbrand, R OBP: 0.406, SLG: 0.488 (1, 3)										4 1 1 0 0 0 3
10 Vernon Wells, R OBP: 0.257, SLG: 0.341 (1, 8)										3 1 1 0 1 0 0
15 Alex Rios, R OBP: 0.310, SLG: 0.407 (1, 9)										4 1 0 1 0 1 3
9 Gregg Zaun, S OBP: 0.389, SLG: 0.451 (1, 2)										3 0 1 1 1 1 0
John McDonald, R OBP: 0.333, SLG: 0.353 (1, 4)										4 0 1 1 0 0 2
8 Russ Adams, L OBP: 0.321, SLG: 0.455 (1, 6)										3 0 0 0 0 0 2
Orlando Hudson, S OBP: 0.328, SLG: 0.368 (9, PH)										1 0 1 0 0 0 0

Inning Stats	R: 0	H: 2	E: 0	K: 0	S: 9	R: 0	H: 0	E: 0	K: 1	S: 7	R: 0	H: 1	E: 0	K: 1	S: 9	R: 4	H: 3	E: 2	K: 1	S: 15	R: 0	H: 1	E: 0	K: 0	S: 12	R: 0	H: 1	E: 0	K: 0	S: 5	R: 0	H: 1	E: 0	K: 0	S: 7	R: 0	H: 0	E: 0	K: 1	S: 9	R: 0	H: 1	E: 0	K: 1	S: 12	R: 0	H: 0	E: 0	K: 1	S: 13	R: 0	H: 1	E: 0	K: 1	S: 12	1B: 8	2B: 4	3B: 0	HR: 0	SF: 0	SAC: 0	DP: 4	HBP: 0	WP: 0	PB: 0	SB: 0	CS: 0	PA: 37
--------------	------	------	------	------	------	------	------	------	------	------	------	------	------	------	------	------	------	------	------	-------	------	------	------	------	-------	------	------	------	------	------	------	------	------	------	------	------	------	------	------	------	------	------	------	------	-------	------	------	------	------	-------	------	------	------	------	-------	-------	-------	-------	-------	-------	--------	-------	--------	-------	-------	-------	-------	--------

PITCHER	IP	WLS	BF	H	R	ER	SO	BB	IBB	HBP	BLK	WP	HR	S	P	ERA	WHIP
56 Mark Buehrle, L ERA: 3.78 (1, 1)	7.1	W	30	9	4	2	4	2	0	0	0	0	0	68	105	2.46	1.500
Dustin Hermanson, R ERA: (8, 1)	1.0	H	3	0	0	0	1	0	0	0	0	0	0	8	13	0.00	0.000
Damaso Marte, L ERA: 2.03 (9, 1)	0.2	S	4	1	0	0	0	1	0	0	0	0	0	9	16	0.00	3.000

BOTTOM

Chicago White Sox @ Toronto Blue Jays  
Rogers Centre, Toronto, ON  
Sun May 08 2005, 1:07 PM EDT  
Att. 20,946 - Sunny - 63 F

livebaseballscorecards.com

AB	34
R	4
H	10
RBI	3
BB	3
SO	5
LOB	17



**Kansas City Royals @ Toronto Blue Jays**  
 Rogers Centre, Toronto, ON  
 Mon May 09 2005, 7:07 PM EDT  
 Att. 13,839 - Roof Closed - 68 F

livebaseballscorecards.com

AB	32
R	1
H	7
RBI	1
BB	1
SO	7
LOB	13



WP:	0	PA:	34
PB:	0		
SB:	0		
CS:	1		

AB R H RBI BB SO LOB

4 0 2 0 0 0 1

4 0 1 1 0 1 2

4 0 1 0 0 0 1

4 0 0 0 0 0 3

4 0 0 0 0 0 0

2 0 1 0 1 1 0

4 0 0 0 0 3 3

3 0 1 0 0 2 2

3 1 1 0 0 0 1

1B: 6 SF: 0  
 2B: 1 SAC: 0  
 3B: 0 DP: 1  
 HR: 0 HBP: 1

Batter	1	2	3	4	5	6	7	8	9
<b>9 David DeJesus, L</b> OBP: 0.323, SLG: 0.378 (1, 8)	1-2 CS 1B		1-0 G4-6-3 1-2f			0-1 G6-3 1-3 2B		2-2 F7	
<b>Joe McEwing, R</b> OBP: 0.333, SLG: 0.357 (1, 4)	2-3 1-2			1-1 F9		0-0 G6-3		0-2 29 1B	
<b>29 Mike Sweeney, R</b> OBP: 0.384, SLG: 0.616 (1, 3)	0-2 G4-3			1-2 G3		1-1 G6-3		1-2 1B	
<b>Matt Stairs, L</b> OBP: 0.338, SLG: 0.464 (1, 10)		2-0 F8		2-1 G4-3		2-0 F7		1-0 G4-3	
<b>Terrence Long, L</b> OBP: 0.247, SLG: 0.321 (1, 7)		0-0 G6-3			2-2 G3		3-2 G3		2-2 F8
<b>Emil Brown, R</b> OBP: 0.304, SLG: 0.362 (1, 9)		2-2 FC6-4 HBP		1-0 1B		4-0 BB		1-3 K	
<b>4 Angel Berroa, R</b> OBP: 0.271, SLG: 0.336 (1, 6)		0-1 FC6-4 1-2f		1-3 K		1-3 K		3-3 K	
<b>24 Mark Teahen, L</b> OBP: 0.324, SLG: 0.333 (1, 5)			0-2 G4-6-3 1B		0-3 K		1-3 K		
<b>14 John Buck, R</b> OBP: 0.216, SLG: 0.265 (1, 2)			0-0 F9			0-2 9 2B G6-3 1B		1-1 F8	

Inning Stats	R: 0	H: 1	E: 0	LOB: 0	K: 1	BB: 0	S: 9	P: 12	R: 0	H: 0	E: 0	LOB: 1	K: 0	BB: 0	S: 6	P: 10	R: 0	H: 1	E: 0	LOB: 0	K: 0	BB: 0	S: 5	P: 6	R: 0	H: 0	E: 0	LOB: 0	K: 0	BB: 0	S: 8	P: 12	R: 0	H: 1	E: 0	LOB: 1	K: 2	BB: 0	S: 14	P: 18	R: 1	H: 2	E: 0	LOB: 1	K: 0	BB: 0	S: 9	P: 12	R: 0	H: 0	E: 0	LOB: 1	K: 2	BB: 1	S: 10	P: 19	R: 0	H: 2	E: 0	LOB: 2	K: 0	BB: 0	S: 14	P: 19	R: 0	H: 0	E: 0	LOB: 0	K: 2	BB: 0	S: 10	P: 16
--------------	------	------	------	--------	------	-------	------	-------	------	------	------	--------	------	-------	------	-------	------	------	------	--------	------	-------	------	------	------	------	------	--------	------	-------	------	-------	------	------	------	--------	------	-------	-------	-------	------	------	------	--------	------	-------	------	-------	------	------	------	--------	------	-------	-------	-------	------	------	------	--------	------	-------	-------	-------	------	------	------	--------	------	-------	-------	-------

PITCHER	IP	WLS	BF	H	R	ER	SO	BB	IBB	HBP	BLK	WP	HR	S	P	ERA	WHIP
<b>Josh Towers, R</b> ERA: 3.12 (1, 1)	8.0	W	31	7	1	1	5	1	0	1	0	0	0	75	108	1.12	1.000
<b>Justin Speier, R</b> ERA: 6.1 (9, 1)	1.0		3	0	0	0	2	0	0	0	0	0	0	10	16	0.00	0.000

Batter	1	2	3	4	5	6	7	8	9
<b>Orlando Hudson, S</b> OBP: 0.331, SLG: 0.373 (1, 4)	3-1 G4-3 2B	1-1 P5		1-2 G4-3		2-1 S 2B HBP		1-3 K	
<b>Frank Catalanotto, L</b> OBP: 0.347, SLG: 0.420 <b>3 Reed Johnson, R</b> OBP: 0.410, SLG: 0.448 (1, 7) (8, 7)	3-2 G4-3 2-3	1-1 G4-3			0-1 G6-3	3-2 1-H 2B		3-2 P3	
<b>47 Corey Koskie, L</b> OBP: 0.324, SLG: 0.435 (1, 5)	2-3 K		0-1 G3		2-0 G1-3	2-2 F9			
<b>Shea Hillenbrand, R</b> OBP: 0.401, SLG: 0.481 (1, 10)	2-1 L4		1-1 BB 1B		3-2 F8		3-1 G4-3		
<b>Eric Hinske, L</b> OBP: 0.350, SLG: 0.439 (1, 3)		2-1 10 1B 15 E 2B	4-2 15 FC6-4 BB		3-1 G3	4-2 8 WP 10 G5-3 BB			
<b>10 Vernon Wells, R</b> OBP: 0.264, SLG: 0.346 (1, 8)		0-1 8 FC4-6 15 E 1B	0-0 F8		0-1 15 1B 8 3B 1B	2-2 G5-3			
<b>15 Alex Rios, R</b> OBP: 0.317, SLG: 0.405 (1, 9)		1-0 E5 8 FC4-6	1-2 FC6-4		2-1 SAFE 8 3B 1B	4-2 8 WP BB			
<b>8 Russ Adams, L</b> OBP: 0.318, SLG: 0.469 (1, 6)		2-2 FC4-6 1B S		1-2 G4-3		1-2 SAFE SAFE SAFE SAFE 1-H 3-H G6-3 3B	1-2 G3		
<b>Ken Huckaby, R</b> OBP: 0.400, SLG: 0.375 (1, 2)		1-2 1B		0-1 F8		0-0 G6-3		0-3 K	


AB	R	H	RBI	BB	SO	LOB
4	1	1	0	0	1	2
4	0	1	1	0	0	3
1	0	0	0	0	0	0
4	0	0	0	0	1	2
4	0	1	0	0	0	1
2	1	1	0	2	0	0
4	2	2	0	0	0	3
3	1	1	1	1	0	3
4	1	1	2	0	0	4
4	0	1	2	0	1	0

AB	R	H	RBI	BB	SO	LOB
34	6	9	6	3	3	18

Inning Stats		R: 0	H: 1	E: 0	LOB: 1	K: 1	BB: 0	S: 10	R: 2	H: 3	E: 1	LOB: 2	K: 0	BB: 0	S: 17	R: 0	H: 1	E: 0	LOB: 2	K: 0	BB: 1	S: 10	R: 0	H: 0	E: 0	LOB: 0	K: 0	BB: 0	S: 9	R: 0	H: 4	E: 0	LOB: 1	K: 0	BB: 0	S: 18	R: 0	H: 0	E: 0	LOB: 2	K: 0	BB: 2	S: 15	R: 0	H: 0	E: 0	LOB: 0	K: 2	BB: 0	S: 11																				
PITCHER		IP	WLS	BF	H	R	ER	SO	BB	IBB	HBP	BLK	WP	HR	S	P	ERA	WHIP	PITCHER		IP	WLS	BF	H	R	ER	SO	BB	IBB	HBP	BLK	WP	HR	S	P	ERA	WHIP																																	
<b>Runelvys Hernandez, R</b> ERA: 4.87 (1, 1)	5.0	L	22	5	2	2	1	1	1	0	0	0	0	0	54	85	3.60	1.200	<b>Kyle Snyder, R</b> ERA: 4.15 (6, 1)		0.2	7	4	4	4	0	0	0	1	0	0	0	15	26	54.00	6.000	<b>Jaime Cerda, L</b> ERA: 8.0 (6, 1)		1.1	6	0	0	0	2	0	0	0	1	0	18	34	0.00	1.500	<b>46 Juan Carlos Oviedo, R</b> ERA: (8, 1)		1.0	3	0	0	0	2	0	0	0	0	0	11	15	0.00	0.000

**Kansas City Royals @ Toronto Blue Jays**  
Rogers Centre, Toronto, ON  
Mon May 09 2005, 7:07 PM EDT  
Att. 13,839 - Roof Closed - 68 F

livebaseballscorecards.com



Batter	1	2	3	4	5	6	7	8	9	AB R H RBI BB SO LOB	TOP											
9 David DeJesus, L (1, 8) OBP: 0.323, SLG: 0.377	1-0 G6-3		1-1 1B			0-0 SH1-3		2-0 G1-3		3 0 1 0 0 0 1												
4 Angel Berroa, R (1, 6) OBP: 0.271, SLG: 0.341	0-0 G1-3		0-1 G4-3			2-3 K			0-2 29 F8-6 2B	4 0 1 0 0 1 2												
29 Mike Sweeney, R (1, 3) OBP: 0.380, SLG: 0.628	0-0 HR				0-0 F8	3-0 2-1 3-H	3-3 K		0-0 F8-6 2-2	4 1 1 1 0 1 1												
Matt Stairs, L (1, 10) OBP: 0.345, SLG: 0.466	1-1 F7				2-3 K		2-2 FC3-6 1B		0-0 1B	4 0 2 0 0 1 0												
Terrence Long, L (1, 7) OBP: 0.236, SLG: 0.306		2-0 G1-3			0-2 G4-3		0-0 FC3-6 1-2f		1-0 F7	4 0 0 0 0 0 2												
Emil Brown, R (1, 9) OBP: 0.305, SLG: 0.361		3-2 24 G6-4-3 1B			3-2 L6		2-3 K			3 0 1 0 0 1 1												
24 Mark Teahen, L (1, 5) OBP: 0.325, SLG: 0.361		0-0 G6-4-3 1-2f			0-0 G4-3			1-2 G4-3 2B		3 0 1 0 0 0 1												
14 John Buck, R (1, 2) OBP: 0.209, SLG: 0.256			1-3 K		1-0 G6-3			2-2 F9		3 0 0 0 0 1 1												
Ruben Gotay, S (1, 4) OBP: 0.235, SLG: 0.289			0-0 G6-3			0-0 E1 9 SH1-3 29 2-1 1B		1-1 G4-3		3 0 1 0 0 0 1												
<b>Inning Stats</b>	R: 1 E: 0 K: 0 S: 5	H: 1 LOB: 0 BB: 0 P: 7	R: 0 E: 0 K: 0 S: 5	H: 1 LOB: 0 BB: 0 P: 10	R: 0 E: 0 K: 1 S: 9	H: 1 LOB: 1 BB: 0 P: 11	R: 0 E: 0 K: 1 S: 7	H: 0 LOB: 0 BB: 0 P: 9	R: 0 E: 0 K: 0 S: 5	H: 0 LOB: 0 BB: 0 P: 9	R: 0 E: 1 K: 1 S: 5	H: 1 LOB: 1 BB: 0 P: 10	R: 0 E: 0 K: 2 S: 11	H: 1 LOB: 1 BB: 0 P: 18	R: 0 E: 0 K: 0 S: 10	H: 1 LOB: 1 BB: 0 P: 16	R: 0 E: 0 K: 0 S: 6	H: 2 LOB: 1 BB: 0 P: 7	1B: 5 2B: 3 3B: 0 HR: 1	SF: 0 SAC: 1 DP: 2 HBP: 0	WP: 0 PB: 0 SB: 0 CS: 0	PA: 32
<b>PITCHER</b> 32 Roy Halladay, R (1, 1) ERA: 3.38	IP: 9.0 WLS: W BF: 33 H: 8 R: 1 ER: 1 SO: 5 BB: 0 IBB: 0 HBP: 0 BLK: 0 WP: 0 HR: 1 S: 63 P: 97 ERA: 1.00 WHIP: 0.889											<b>PITCHER</b>	IP: 9.0 WLS: W BF: 33 H: 8 R: 1 ER: 1 SO: 5 BB: 0 IBB: 0 HBP: 0 BLK: 0 WP: 0 HR: 1 S: 63 P: 97 ERA: 1.00 WHIP: 0.889									

**Kansas City Royals @ Toronto Blue Jays**  
 Rogers Centre, Toronto, ON  
 Tue May 10 2005, 7:07 PM EDT  
 Att. 20,123 - Clear - 68 F

AB	31
R	1
H	8
RBI	1
BB	0
SO	5
LOB	10



WP: 0	PA: 32
PB: 0	
SB: 0	
CS: 0	

Batter	1	2	3	4	5	6	7	8	9	AB	R	H	RBI	BB	SO	LOB
<b>Orlando Hudson, S</b> (1, 4) OBP: 0.321, SLG: 0.361	1-1 L1	0-0 F7		0-3 K			3-1 F7			4	0	0	0	0	1	2
<b>Frank Catalanotto, L</b> (1, 7) OBP: 0.347, SLG: 0.418 <b>3 Reed Johnson, R</b> (8, 7) OBP: 0.405, SLG: 0.441	1-1 P5		0-0 47 G1-3 HR 1B		0-1 F7			0-1 G6-3		3	1	1	0	0	0	0
<b>47 Corey Koskie, L</b> (1, 10) OBP: 0.321, SLG: 0.425	4-0 BB		2-2 G1-3		0-2 F9			2-0 F9		3	0	0	0	1	0	1
<b>Shea Hillenbrand, R</b> (1, 5) OBP: 0.397, SLG: 0.496	1-3 K		1-0 HR		0-0 G6-3			1-0 L7		4	1	1	2	0	1	1
<b>Eric Hinske, L</b> (1, 3) OBP: 0.357, SLG: 0.464		1-2 1B	0-1 15 1B			1-1 L3				3	1	2	0	0	0	0
<b>10 Vernon Wells, R</b> (1, 8) OBP: 0.259, SLG: 0.338		3-1 P4	1-0 P4			1-2 G6-3				3	0	0	0	0	0	2
<b>15 Alex Rios, R</b> (1, 9) OBP: 0.317, SLG: 0.404		0-0 G6-3	1-2 1 SAFE 1B			3-2 P3				3	0	1	0	0	0	1
<b>8 Russ Adams, L</b> (1, 6) OBP: 0.319, SLG: 0.458		4-2 1B BB		0-1 F7			0-0 F9			2	0	0	0	1	0	0
<b>Ken Huckaby, R</b> (1, 2) OBP: 0.385, SLG: 0.364		1-0 1B		0-0 G1-5-3			3-2 G6-3			3	0	1	1	0	0	0
<b>Inning Stats</b>	R: 0 E: 0 K: 1 S: 7	H: 0 LOB: 1 BB: 1 P: 14	R: 1 E: 0 K: 0 S: 12	H: 2 LOB: 2 BB: 1 P: 21	R: 2 E: 0 K: 0 S: 11	H: 4 LOB: 2 BB: 0 P: 16	R: 0 E: 0 K: 1 S: 6	H: 0 LOB: 0 BB: 0 P: 6	R: 0 E: 0 K: 0 S: 8	H: 0 LOB: 0 BB: 0 P: 13	R: 0 E: 0 K: 0 S: 7	H: 0 LOB: 0 BB: 0 P: 13	R: 0 E: 0 K: 0 S: 4	H: 0 LOB: 0 BB: 0 P: 7	1B: 4 2B: 0 3B: 1 HR: 1	SF: 0 SAC: 0 DP: 0 HBP: 0
<b>23 Zack Greinke, R</b> (1, 1) ERA: 3.38	IP: 8.0 WLS: L BF: 31 H: 6 R: 3 ER: 3 SO: 2 BB: 2 IBB: 0 HBP: 0 BLK: 0 WP: 0 HR: 1 S: 61 P: 96 ERA: 3.38 WHIP: 1.000															

**BOTTOM**

**Kansas City Royals @ Toronto Blue Jays**  
**Rogers Centre, Toronto, ON**  
 Tue May 10 2005, 7:07 PM EDT  
 Att. 20,123 - Clear - 68 F

[livebaseballscorecards.com](http://livebaseballscorecards.com)

<b>AB</b>	<b>29</b>
<b>R</b>	<b>3</b>
<b>H</b>	<b>6</b>
<b>RBI</b>	<b>3</b>
<b>BB</b>	<b>2</b>
<b>SO</b>	<b>2</b>
<b>LOB</b>	<b>7</b>



WP: 0	PA: 31
PB: 0	
SB: 0	
CS: 0	

Batter	1	2	3	4	5	6	7	8	9	AB R H RBI BB SO LOB	TOP													
4 Angel Berroa, R OBP: 0.290, SLG: 0.362 (1, 6)	1-1 9 2B HBP	1-2 9 1B 2B		1-2 2-3 1B		1-2 F9		0-1 9 CS 1B		4 2 3 1 0 0 0														
9 David DeJesus, L OBP: 0.333, SLG: 0.402 (1, 8)	0-1 1B 2B	0-2 2B 1B		1-1 P2			0-0 29 E HR 2B	1-3 1B		5 2 3 2 0 1 3														
29 Mike Sweeney, R OBP: 0.374, SLG: 0.612 (1, 3)	2-3 K	SAFE F8			2-0 G6-3		SAFE K2-3	0-1 WP 1B		5 0 1 0 0 2 3														
Matt Stairs, L OBP: 0.371, SLG: 0.519 (1, 10)	2-1 1B		1-0 G4-3		4-1 2B 24 1B BB		1-0 HR	3-0 WP 1B		4 2 3 3 1 0 0														
Emil Brown, R OBP: 0.299, SLG: 0.390 (1, 9)	3-3 K		2-2 G6-3		0-0 F8		1-2 HR	1-0 F9		5 1 1 1 0 1 4														
Eli Marrero, R OBP: 0.257, SLG: 0.424 (1, 7)	1-3 K		1-0 F8		0-0 24 1B 2B		4-2 BB BB		4-1 24 FC4-6 BB	3 1 1 0 2 1 1														
24 Mark Teahen, L OBP: 0.333, SLG: 0.366 (1, 5)		1-2 G4-3 4 2B 1B		2-2 G3		2-2 CS 1B	SAFE K		2-1 FC4-6	5 1 2 2 0 1 2														
Alberto Castillo, R OBP: 0.219, SLG: 0.345 (1, 2)		3-2 G4-3		1-0 2B 2B		3-2 CS	SAFE K	4-2 BB	3-1 G4-6-3	3 0 1 0 1 1 1 1 0 0 0 0 0 1														
Terrence Long, L OBP: 0.233, SLG: 0.302 (9, PH)		1-2 F8		3-2 4 1B 2B		1-1 G3	SAFE F8			4 0 1 0 0 0 3														
Ruben Gotay, S OBP: 0.235, SLG: 0.298 (1, 4)																								
<b>Inning Stats</b>	R: 2 E: 0 K: 3 S: 17	H: 2 LOB: 1 BB: 0 P: 26	R: 2 E: 0 K: 0 S: 18	H: 3 LOB: 1 BB: 0 P: 24	R: 0 E: 0 K: 0 S: 5	H: 0 LOB: 0 BB: 0 P: 9	R: 0 E: 0 K: 0 S: 14	H: 3 LOB: 2 BB: 0 P: 22	R: 2 E: 0 K: 0 S: 9	H: 2 LOB: 0 BB: 1 P: 20	R: 0 E: 0 K: 1 S: 8	H: 0 LOB: 0 BB: 0 P: 11	R: 3 E: 1 K: 2 S: 19	H: 3 LOB: 2 BB: 2 P: 31	R: 0 E: 0 K: 1 S: 9	H: 3 LOB: 2 BB: 0 P: 14	R: 0 E: 0 K: 0 S: 5	H: 0 LOB: 0 BB: 1 P: 14	1B: 8 2B: 6 3B: 0 HR: 2	SF: 0 SAC: 0 DP: 1 HBP: 1	WP: 1 PB: 0 SB: 0 CS: 2	PA: 45		
<b>PITCHER</b>	IP WLS BF H R ER SO BB IBB HBP BLK WP HR S P ERA WHIP	IP WLS BF H R ER SO BB IBB HBP BLK WP HR S P ERA WHIP											IP WLS BF H R ER SO BB IBB HBP BLK WP HR S P ERA WHIP											
Dave Bush, R ERA: 5.02 (1, 1)	3.2 7 4 4 3 0 0 0 0 0 0 0 0 49 74 9.82 1.909													Miguel Batista, R ERA: 1.72 (8, 1)	1.1 W 4 0 0 0 0 1 0 0 0 0 0 0 0 16 0.00 0.750									
Pete Walker, R ERA: 2.3 (4, 1)	1.1 7 3 2 0 1 0 0 0 0 0 0 0 14 27 13.50 3.000																							
Vinnie Chulk, R ERA: 3.18 (6, 1)	1.1 5 1 1 2 0 0 0 0 0 0 0 0 13 17 6.75 0.750																							
Scott Schoeneweis, L ERA: 6.97 (7, 1)	0.0 2 2 2 0 0 0 0 0 0 0 2 5 7 ∞ ∞																							
54 Jason Frasor, R ERA: 3.6 (7, 1)	1.1 8 3 0 0 2 2 0 0 0 0 0 0 17 30 0.00 3.750																							

**Kansas City Royals @ Toronto Blue Jays**  
 Rogers Centre, Toronto, ON  
 Wed May 11 2005, 12:37 PM EDT  
 Att. 24,402 - Partly Cloudy - 70 F

AB	39
R	9
H	16
RBI	9
BB	4
SO	7
LOB	18



WP: 1	PA: 45
-------	--------

1B: 8	SF: 0
2B: 6	SAC: 0
3B: 0	DP: 1
HR: 2	HBP: 1



Batter	1	2	3	4	5	6	7	8	9	AB R H RBI BB SO LOB	TOP																
Orlando Hudson, S (1, 4) OBP: 0.333, SLG: 0.359	1-3 K		0-0 F7		3-2 F7			1-0 L4		4 0 0 0 0 1 1																	
Frank Catalanotto, L (1, 7) OBP: 0.336, SLG: 0.402 3 Reed Johnson, R (8, PH) OBP: 0.398, SLG: 0.444	1-3 K		1-0 FC3-6		1-1 F7			2-2 2B		3 0 0 0 0 1 1 1 0 1 0 0 0 0																	
47 Corey Koskie, L (1, 10) OBP: 0.315, SLG: 0.441	2-3 K		1-3 K		0-0 F8			0-3 K		4 0 0 0 0 3 2																	
Shea Hillenbrand, R (1, 5) OBP: 0.419, SLG: 0.525		0-2 2B		4-2 15 HR		2-2 G3-1		0-1 F9		3 2 1 0 1 0 1																	
Eric Hinske, L (1, 3) OBP: 0.363, SLG: 0.475		3-2 10 PB		1-0 F7		2-3 K		0-1 L9		4 1 1 1 0 1 1																	
10 Vernon Wells, R (1, 8) OBP: 0.263, SLG: 0.333		1-2 G6-3		0-0 G4-3		0-0 G6-3		2-0 F7		4 0 0 1 0 0 1																	
15 Alex Rios, R (1, 9) OBP: 0.318, SLG: 0.426		1-3 K		1-1 2-H		2-1 G6-3		1-0 G5-3		4 1 1 2 0 1 0																	
John McDonald, R (1, 6) OBP: 0.341, SLG: 0.342		2-2 L1		0-0 S		3-2 F9				3 0 1 0 0 0 0																	
Ken Huckaby, R (1, 2) OBP: 0.300, SLG: 0.235			3-2 E3		0-3 K2-3		1-1 G5-3			3 0 0 0 0 1 1																	
<b>Inning Stats</b>	R: 0 E: 0 K: 3 S: 10	H: 0 LOB: 0 BB: 0 P: 14	R: 2 E: 0 K: 1 S: 16	H: 2 LOB: 0 BB: 0 P: 23	R: 0 E: 1 K: 1 S: 9	H: 0 LOB: 1 BB: 0 P: 14	R: 2 E: 0 K: 1 S: 12	H: 2 LOB: 1 BB: 1 P: 18	R: 0 E: 0 K: 0 S: 6	H: 0 LOB: 0 BB: 0 P: 10	R: 0 E: 0 K: 1 S: 8	H: 0 LOB: 0 BB: 0 P: 12	R: 0 E: 0 K: 0 S: 8	H: 0 LOB: 0 BB: 0 P: 14	R: 0 E: 0 K: 1 S: 10	H: 1 LOB: 1 BB: 0 P: 13	R: 0 E: 0 K: 0 S: 4	H: 0 LOB: 0 BB: 0 P: 7	1B: 2 2B: 2 3B: 0 HR: 1	SF: 0 SAC: 0 DP: 0 HBP: 0	WP: 0 PB: 1 SB: 1 CS: 0	PA: 34					
<b>PITCHER</b>	IP WLS BF H R ER SO BB IBB HBP BLK WP HR S P ERA WHIP																										
37 Jake Westbrook, R (1, 1) ERA: 6.53	3.2		2	3	2	5	1	0	0	0	0	0	0	41	62	4.91	0.818										
Jason Davis, R (4, 1) ERA: 5.56	2.1	W	9	2	1	1	2	0	0	0	0	0	1	20	29	3.86	0.857										
Bob Howry, R (7, 1) ERA: 3.14	1.0	H	3	0	0	0	0	0	0	0	0	0	0	8	14	0.00	0.000										
Arthur Rhodes, L (8, 1) ERA: 1.04	1.0	H	4	1	0	0	1	0	0	0	0	0	0	10	13	0.00	1.000										
Bob Wickman, R (9, 1) ERA: 4.05	1.0	S	3	0	0	0	0	0	0	0	0	0	0	4	7	0.00	0.000										

Toronto Blue Jays @ Cleveland Indians  
 Jacobs Field, Cleveland, OH  
 Fri May 13 2005, 7:05 PM EDT  
 Att. 19,637 - Cloudy - 78 F

livebaseballscorecards.com

AB	33
R	4
H	5
RBI	4
BB	1
SO	8
LOB	8





BOTTOM

Toronto Blue Jays @ Cleveland Indians  
Jacobs Field, Cleveland, OH  
Fri May 13 2005, 7:05 PM EDT  
Att. 19,637 - Cloudy - 78 F

livebaseballscorecards.com

AB	31
R	6
H	8
RBI	6
BB	6
SO	5
LOB	13



WP:	1	PA:	37
PB:	0		
SB:	0		
CS:	0		

AB R H RBI BB SO LOB

4 0 0 0 1 0 2

3 2 1 0 1 1 2

4 1 1 0 0 0 2

4 0 1 1 0 2 2

3 2 2 1 1 0 1

3 1 1 1 1 0 0

4 0 1 3 0 1 2

3 0 1 0 1 0 0

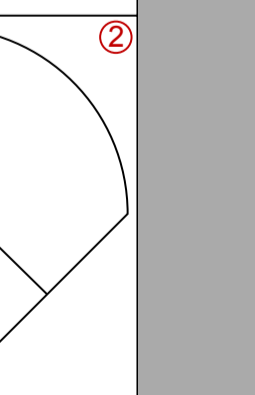
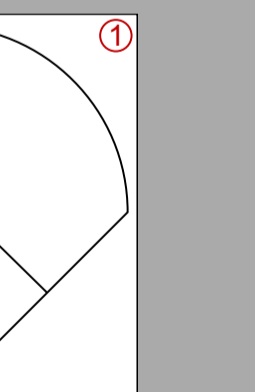
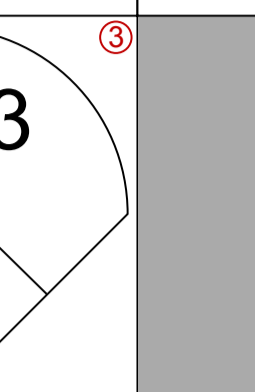
1B:	4	SF:	0
2B:	3	SAC:	0
3B:	0	DP:	0
HR:	1	HBP:	0

9



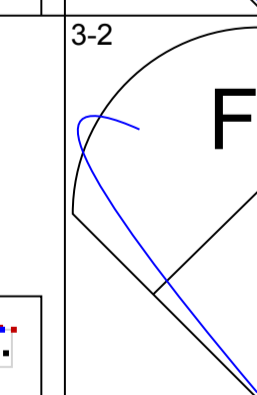
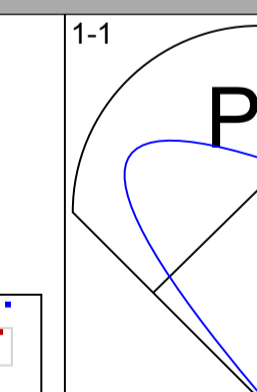
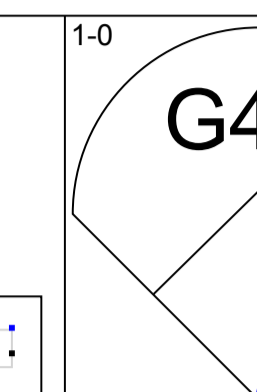
R: 4 H: 2  
E: 0 LOB: 2  
K: 1 BB: 4  
S: 21 P: 47

8



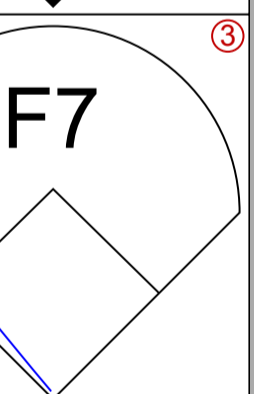
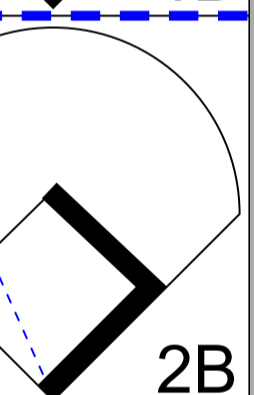
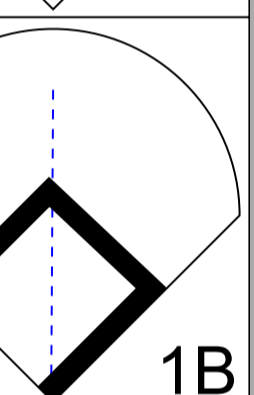
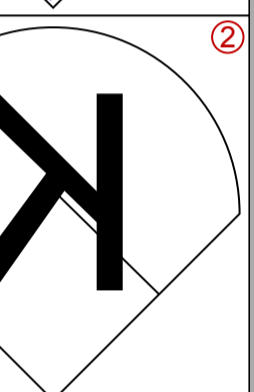
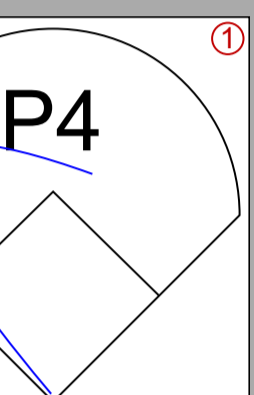
R: 1 H: 1  
E: 0 LOB: 1  
K: 0 BB: 1  
S: 13 P: 23

7




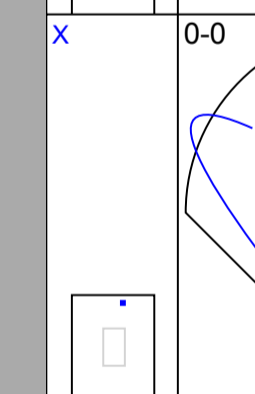
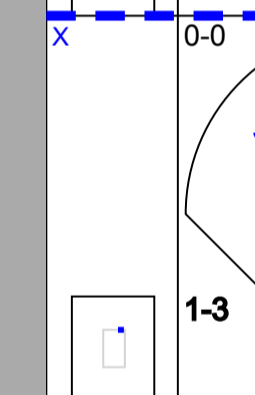
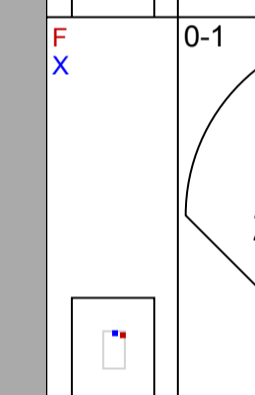
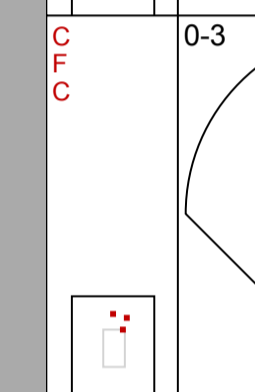
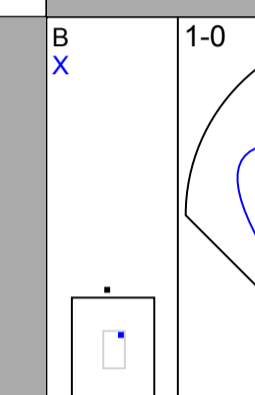
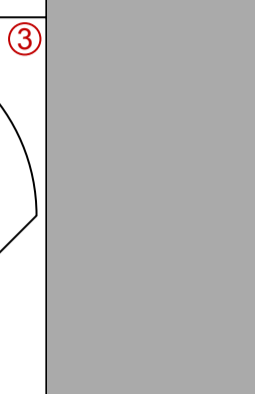
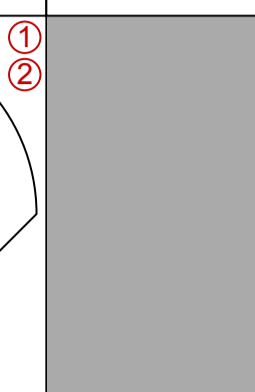
R: 0 H: 2  
E: 0 LOB: 2  
K: 1 BB: 0  
S: 8 P: 9

6



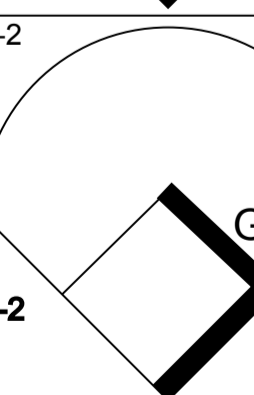
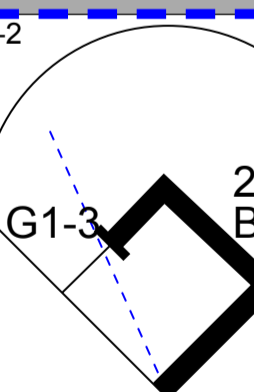
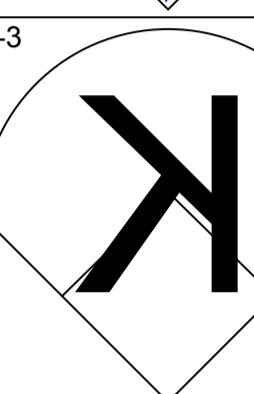
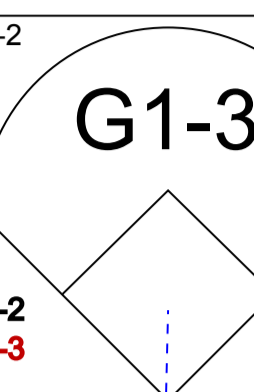
R: 0 H: 1  
E: 0 LOB: 1  
K: 1 BB: 1  
S: 12 P: 22

5



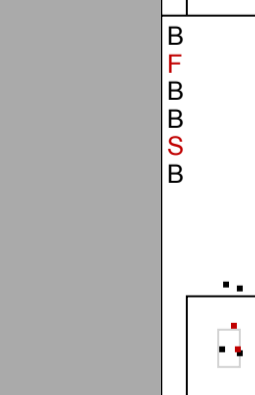
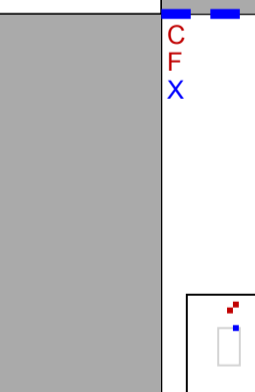

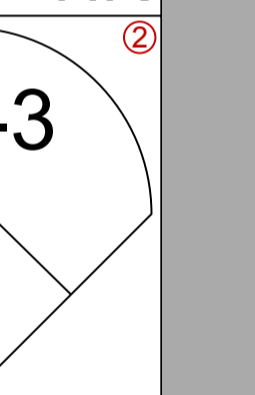

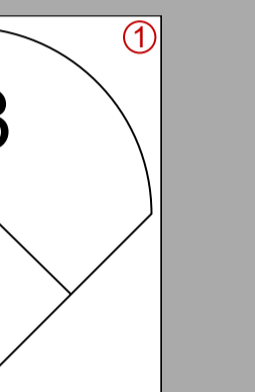

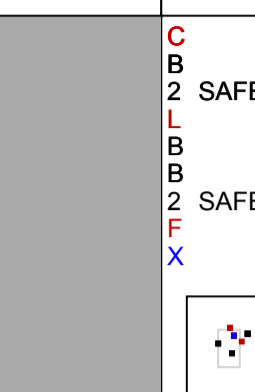
R: 1 H: 1  
E: 0 LOB: 0  
K: 1 BB: 0  
S: 10 P: 14

4



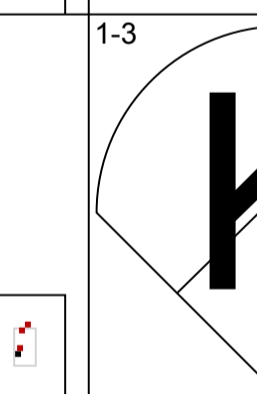
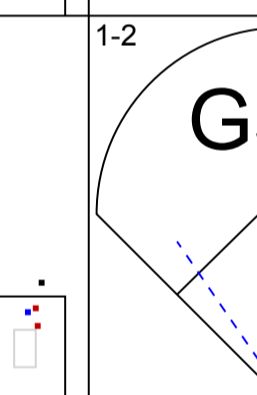
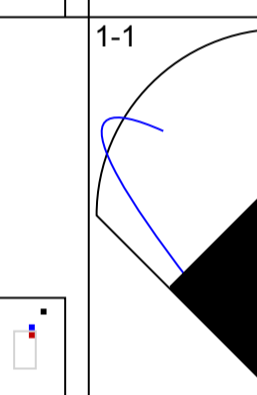
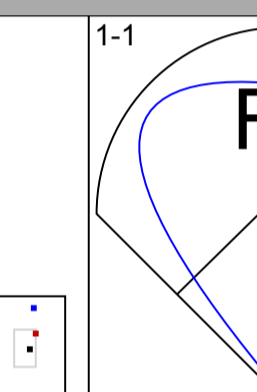
R: 0 H: 1  
E: 0 LOB: 1  
K: 1 BB: 0  
S: 12 P: 17

3



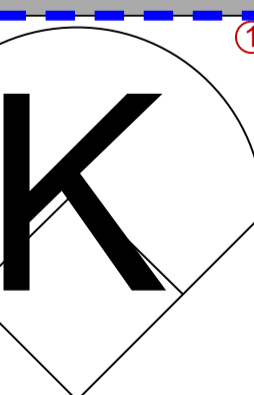
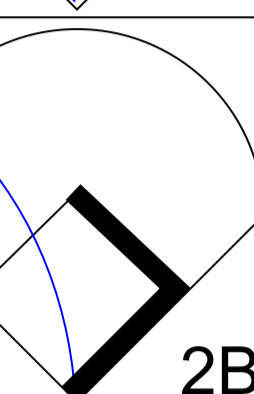
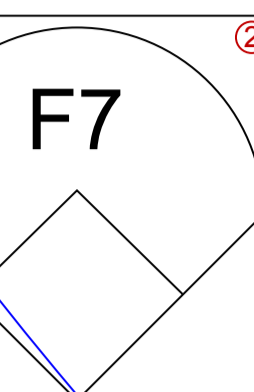
R: 0 H: 0  
E: 0 LOB: 0  
K: 0 BB: 0  
S: 8 P: 11

2



R: 1 H: 1  
E: 0 LOB: 1  
K: 0 BB: 1  
S: 13 P: 23

1



R: 0 H: 0  
E: 0 LOB: 0  
K: 0 BB: 0  
S: 8 P: 11

Batter

Ronnie Belliard, R  
OBP: 0.294, SLG: 0.450

Casey Blake, R  
OBP: 0.298, SLG: 0.398

41 Victor Martinez, S  
OBP: 0.269, SLG: 0.322

José Hernández, R  
OBP: 0.259, SLG: 0.304

Ryan Ludwick, R  
OBP: 0.324, SLG: 0.500

Coco Crisp, S  
OBP: 0.338, SLG: 0.424

Ben Broussard, L  
OBP: 0.333, SLG: 0.458

2 Johnny Peralta, R  
OBP: 0.329, SLG: 0.526

24 Grady Sizemore, L  
OBP: 0.305, SLG: 0.429

Inning Stats

PITCHER	IP	WLS	BF	H	R	ER	SO	BB	IBB	HBP	BLK	WP	HR	S	P	ERA	WHIP
Ted Lilly, L ERA: 10.41	1.2	L	13	3	5	5	1	5	0	0	0	1	0	32	67	27.00	4.800
Justin Speier, R ERA: 5.4	1.1		4	0	0	0	0	0	0	0	0	0	0	10	14	0.00	0.000
37 Scott Downs, L ERA: 4.5	2.0		8	2	1	1	2	0	0	0	0	0	1	22	31	4.50	1.000
Vinnie Chulk, R ERA: 2.89	1.2		7	2	0	0	2	1	0	0	0	0	0	18	29	0.00	1.800
Scott Schoeneweis, L ERA: 6.17	1.1		5	1	0	0	0	0	0	0	0	0	0	8	13	0.00	0.750

AB

R

H

RBI

BB

SO

LOB

WP

HR

S

P

ERA

WHIP

PA

Batter	1	2	3	4	5	6	7	8	9	AB R H RBI BB SO LOB	TOP																									
Orlando Hudson, S (1, 4) OBP: 0.336, SLG: 0.368	0-1 G4-3 2B	0-1 1B		1-0 G6-3		1 SAFE 0-1 CS	3-2 F9		1-1 G6-3	5 0 2 2 0 0 1																										
Frank Catalanotto, L (1, 7) OBP: 0.345, SLG: 0.410 3 Reed Johnson, R (7, PH) OBP: 0.393, SLG: 0.438	2-2 G4-3	1-0 1B		0-2 1B			2-2 F9			3 0 2 0 0 0 1 1 0 0 0 0 0 0																										
47 Corey Koskie, L (1, 10) OBP: 0.314, SLG: 0.432	4-2 BB	1-0 P3		1-0 G3			0-1 G4-3			3 0 0 0 1 0 3																										
Shea Hillenbrand, R (1, 5) OBP: 0.409, SLG: 0.510	0-0 P6			1-1 G5-3		2-0 G6-3		1-1 L4		4 0 0 0 0 0 2																										
Eric Hinske, L (1, 3) OBP: 0.360, SLG: 0.467	2-3 K			1-2 15 G1-3 10 S 1B		0-0 P6		1-0 G4-3		4 0 1 0 0 1 2																										
10 Vernon Wells, R (1, 8) OBP: 0.263, SLG: 0.326				4-2 15 G1-3 1-2 BB		1-0 P3		0-1 F8		3 0 0 0 1 1 0																										
15 Alex Rios, R (1, 9) OBP: 0.331, SLG: 0.432				2-1 G1-3		4-2 CS BB			1-1 8 G1-3 8 G4-3 1B	3 1 2 0 1 0 2	AB 33 R 2 H 7 RBI 2 BB 4 SO 6 LOB 19																									
8 Russ Adams, L (1, 6) OBP: 0.316, SLG: 0.432				2-3 K		2-3 K			1-0 G4-3	3 1 0 0 1 2 4																										
Ken Huckaby, R (1, 2) OBP: 0.261, SLG: 0.200 Frank Menechino, R (9, PH) OBP: 0.317, SLG: 0.176				0-0 G3-1		1-3 K			1-1 G1-3	3 0 0 0 0 2 3 1 0 0 0 0 0 1																										
<b>Inning Stats</b>	R: 0 E: 0 K: 1 S: 13	H: 1 LOB: 2 BB: 1 P: 21	R: 2 E: 0 K: 2 S: 12	H: 3 LOB: 2 BB: 1 P: 22	R: 0 E: 0 K: 1 S: 12	H: 1 LOB: 2 BB: 1 P: 22	R: 0 E: 0 K: 0 S: 6	H: 1 LOB: 1 BB: 0 P: 8	R: 0 E: 0 K: 0 S: 3	H: 0 LOB: 0 BB: 0 P: 6	R: 0 E: 0 K: 2 S: 11	H: 0 LOB: 0 BB: 1 P: 17	R: 0 E: 0 K: 0 S: 10	H: 0 LOB: 0 BB: 0 P: 15	R: 0 E: 0 K: 0 S: 5	H: 0 LOB: 0 BB: 0 P: 7	R: 0 E: 0 K: 0 S: 7	H: 1 LOB: 1 BB: 0 P: 11	1B: 6 2B: 1 3B: 0 HR: 0	SF: 0 SAC: 0 DP: 0 HBP: 0	WP: 0 PB: 0 SB: 4 CS: 1	PA: 38														
<b>PITCHER</b>	IP WLS BF H R ER SO BB IBB HBP BLK WP HR S P ERA WHIP																																			
Kevin Millwood, R (1, 1) ERA: 3.54	3.0		17	5	2	2	4	3	0	0	0	0	0	37	65	6.00	2.667																			
Scott Sauerbeck, L (4, 1) ERA: 4.09	1.2		6	1	0	0	0	0	0	0	0	0	0	8	12	0.00	0.600																			
63 Rafael Betancourt, R (5, 1) ERA: 1.53	1.1		4	0	0	0	2	1	0	0	0	0	0	12	19	0.00	0.750																			
Arthur Rhodes, L (7, 1) ERA: 0.98	1.0	W	3	0	0	0	0	0	0	0	0	0	0	10	15	0.00	0.000																			
Bob Howry, R (8, 1) ERA: 2.93	1.0	H	3	0	0	0	0	0	0	0	0	0	0	5	7	0.00	0.000																			
<b>PITCHER</b>	IP WLS BF H R ER SO BB IBB HBP BLK WP HR S P ERA WHIP																																			
Bob Wickman, R (9, 1) ERA: 3.77	1.0	S	4	1	0	0	0	0	0	0	0	0	0	7	11	0.00	1.000																			

Toronto Blue Jays @ Cleveland Indians  
 Jacobs Field, Cleveland, OH  
 Sat May 14 2005, 1:05 PM EDT  
 Att. 22,525 - Overcast - 70 F

livebaseballscorecards.com



Batter	1	2	3	4	5	6	7	8	9	AB R H RBI BB SO LOB	BOTTOM
--------	---	---	---	---	---	---	---	---	---	----------------------	--------

<b>Ronnie Belliard, R</b> <small>OBP: 0.285, SLG: 0.435</small> <small>(1, 4)</small>	<small>1-0</small> 	<small>0-0</small> 		<small>0-1</small> 			<small>3-2</small> 			4 0 0 0 0 0 5
<b>Casey Blake, R</b> <small>OBP: 0.305, SLG: 0.391</small> <small>(1, 9)</small>	<small>2-2</small> 		<small>4-2</small> 		<small>0-1</small> 		<small>4-1</small> 			2 0 0 0 2 0 0
<b>41 Victor Martinez, S</b> <small>OBP: 0.280, SLG: 0.311</small> <small>(1, 2)</small>	<small>3-1</small> 		<small>3-2</small> 		<small>3-3</small> 		<small>2-0</small> 			4 0 0 0 0 1 3
<b>José Hernández, R</b> <small>OBP: 0.242, SLG: 0.283</small> <small>(1, 5)</small>		<small>1-1</small> 	<small>0-3</small> 		<small>2-3</small> 			<small>1-0</small> 		4 0 0 0 0 2 1
<b>Ryan Ludwick, R</b> <small>OBP: 0.317, SLG: 0.457</small> <small>(1, 10)</small>		<small>4-1</small> 	<small>2-1</small> 		<small>1-0</small> 			<small>0-3</small> 		3 1 0 0 1 1 1
<b>Coco Crisp, S</b> <small>OBP: 0.335, SLG: 0.420</small> <small>(1, 7)</small>		<small>0-2</small> 		<small>2-2</small> 		<small>2-2</small> 		<small>2-2</small> 		4 1 1 0 0 0 0
<b>Ben Broussard, L</b> <small>OBP: 0.342, SLG: 0.468</small> <small>(1, 3)</small>		<small>0-2</small> 		<small>4-1</small> 		<small>2-2</small> 				2 0 1 2 1 0 0
<b>2 Jhonny Peralta, R</b> <small>OBP: 0.341, SLG: 0.564</small> <small>(1, 6)</small>		<small>4-0</small> 		<small>0-0</small> 		<small>2-2</small> 				2 1 1 1 1 0 1
<b>24 Grady Sizemore, L</b> <small>OBP: 0.314, SLG: 0.435</small> <small>(1, 8)</small>		<small>2-3</small> 		<small>1-0</small> 		<small>0-1</small> 				3 0 2 0 0 1 2

<b>AB 28</b>	
<b>R 3</b>	
<b>H 5</b>	
<b>RBI 3</b>	
<b>BB 5</b>	
<b>SO 5</b>	
<b>LOB 13</b>	

Inning Stats		R: 0	H: 0	E: 0	K: 0	S: 6	R: 2	H: 2	E: 0	K: 1	S: 13	R: 0	H: 0	E: 0	K: 1	S: 13	R: 0	H: 1	E: 0	K: 0	S: 8	R: 0	H: 0	E: 0	K: 2	S: 9	R: 0	H: 0	E: 0	K: 0	S: 7	R: 1	H: 2	E: 0	K: 0	S: 12	R: 0	H: 0	E: 0	K: 1	S: 7					
		0	0	0	0	12	2	2	0	1	13	0	0	0	0	1	13	0	1	0	0	8	0	0	0	2	9	0	0	0	0	1	0	2	0	0	0	1	0	0	10	0	0	0	1	10

PITCHER																PITCHER																			
IP	WLS	BF	H	R	ER	SO	BB	IBB	HBP	BLK	WP	HR	S	P	ERA	WHIP	IP	WLS	BF	H	R	ER	SO	BB	IBB	HBP	BLK	WP	HR	S	P	ERA	WHIP		
39 Gustavo Chacin, L	(1, 1)	2.1		12	2	2	1	3	0	0	0	0	0	27	51	7.71	2.143	39 Gustavo Chacin, L	(1, 1)	2.1		12	2	2	1	3	0	0	0	0	27	51	7.71	2.143	
Pete Walker, R	(3, 1)	3.2		13	1	0	0	3	1	0	0	0	0	29	48	0.00	0.545	Pete Walker, R	(3, 1)	3.2		13	1	0	0	3	1	0	0	0	29	48	0.00	0.545	
54 Jason Frasor, R	(7, 1)	1.0	L	5	2	1	1	0	1	0	0	0	1	12	23	9.00	3.000	54 Jason Frasor, R	(7, 1)	1.0	L	5	2	1	1	0	1	0	0	0	1	12	23	9.00	3.000
Scott Schoeneweis, L	(8, 1)	1.0		3	0	0	0	1	0	0	0	0	0	7	10	0.00	0.000	Scott Schoeneweis, L	(8, 1)	1.0		3	0	0	0	1	0	0	0	0	7	10	0.00	0.000	

**Toronto Blue Jays @ Cleveland Indians**  
 Jacobs Field, Cleveland, OH  
 Sat May 14 2005, 1:05 PM EDT  
 Att. 22,525 - Overcast - 70 F

livebaseballscorecards.com

Batter	1	2	3	4	5	6	7	8	9	AB R H RBI BB SO LOB	TOP
15 Alex Rios, R OBP: 0.343, SLG: 0.461 (1, 9) C X	0-1 G5-3		0-1 HR		2-1 G4-6-3 1B			4-2 FC3-6 BB		3 1 2 1 1 0 0	<b>Toronto Blue Jays @ Cleveland Indians</b> Jacobs Field, Cleveland, OH Sun May 15 2005, 1:05 PM EDT Att. 23,446 - Partly Cloudy - 58 F
3 Reed Johnson, R OBP: 0.375, SLG: 0.416 (1, 7) B S X	2-1 G6-3		0-2 G4-3		1-0 G4-6-3 1-2f			0-2 FC3-6 HBP 10 HR		4 1 0 0 0 0 3	
Shea Hillenbrand, R OBP: 0.399, SLG: 0.497 (1, 5) C F F B B F F X	2-2 P1		0-0 F8					0-1 L9		4 0 0 0 0 0 1	
Frank Menechino, R OBP: 0.333, SLG: 0.167 (1, 10) B B B B B B C		4-2 10 F 1B BB	3-3 K					0-1 G6-3	1 SAFE 2-1 1-2 10 HR HBP	2 2 0 0 1 1 0	
10 Vernon Wells, R OBP: 0.269, SLG: 0.352 (1, 8) B X		1-0 E5 1B		2-3 K				1-1 CS 1B	3-1 1-H 2-H HR	4 1 2 3 0 1 1	
Orlando Hudson, S OBP: 0.333, SLG: 0.365 (1, 4) C B B B X		2-2 P2		0-1 G4-3				1-2 CS 1-2	1-0 G3 1B	4 0 1 0 0 0 2	
Eric Hinske, L OBP: 0.350, SLG: 0.452 (1, 3) C B B B C		2-3 K		1-3 K				0-0 G3		4 0 0 0 0 3 3	
John McDonald, R OBP: 0.356, SLG: 0.357 (1, 6) B B F X		1-1 1-2 2-H 1B			0-1 F8			0-1 G4-6-3 1B		4 0 2 1 0 0 0	
Ken Huckaby, R OBP: 0.259, SLG: 0.208 (1, 2) C F C		0-3 K			0-0 15 1B			1-2 G4-6-3 1-2f		4 0 1 0 0 1 4	
<b>Inning Stats</b>	R: 0 H: 0 E: 0 LOB: 0 K: 0 BB: 0 S: 11 P: 15	R: 1 H: 1 E: 1 LOB: 2 K: 2 BB: 1 S: 14 P: 24	R: 1 H: 1 E: 0 LOB: 0 K: 1 BB: 0 S: 11 P: 14	R: 0 H: 0 E: 0 LOB: 0 K: 2 BB: 0 S: 8 P: 11	R: 0 H: 2 E: 0 LOB: 1 K: 0 BB: 0 S: 6 P: 9	R: 0 H: 1 E: 0 LOB: 0 K: 0 BB: 0 S: 8 P: 10	R: 0 H: 2 E: 0 LOB: 1 K: 0 BB: 0 S: 7 P: 9	R: 3 H: 1 E: 0 LOB: 0 K: 0 BB: 1 S: 14 P: 25	R: 0 H: 0 E: 0 LOB: 0 K: 1 BB: 0 S: 9 P: 11	1B: 6 SF: 0 2B: 0 SAC: 0 3B: 0 DP: 2 HR: 2 HBP: 1	WP: 0 PA: 37 PB: 0 SB: 0 CS: 1
<b>PITCHER</b> CC Sabathia, L (1, 1) ERA: 3.55 David Riske, R (8, 1) ERA:	IP WLS BF H R ER SO BB IBB HBP BLK WP HR S P ERA WHIP	7.2 L 32 8 5 4 5 2 0 1 0 0 2 76 112 4.70 1.304	1.1 4 0 0 0 1 0 0 0 0 0 0 12 16 0.00 0.000								

livebaseballscorecards.com

<b>AB</b>	33
<b>R</b>	5
<b>H</b>	8
<b>RBI</b>	5
<b>BB</b>	2
<b>SO</b>	6
<b>LOB</b>	14



Batter	1	2	3	4	5	6	7	8	9	AB R H RBI BB SO LOB	
24 Grady Sizemore, L (1, 8) OBP: 0.304, SLG: 0.420	1-0 G4-3		0-0 G4-3		1-2 G6-3			2-3 K		4 0 0 0 0 1 2	
Casey Blake, R (1, 9) OBP: 0.303, SLG: 0.386	1-2 G6-3			3-1 F8		3-2 G3-4-1 WP 48 BB 1B		1-3 K		4 1 1 0 0 1 0	
48 Travis Hafner, L (1, 10) OBP: 0.390, SLG: 0.465	4-0 BB			3-2 F8		4-1 WP G3-4-1 BB		2-1 DI 1B		2 0 1 0 2 0 0	
Ben Broussard, L (1, 3) OBP: 0.339, SLG: 0.455	1-2 G3			4-0 BB		0-0 G3-4-1		2-2 F7		3 0 0 0 1 0 4	
Coco Crisp, S (1, 7) OBP: 0.333, SLG: 0.415		1-2 1B		2-3 K		2-2 G4-3		1-2 G4-3		4 0 1 0 0 1 2	
Alex Cora, L (1, 4) OBP: 0.257, SLG: 0.296		1-3 K		1-1 G6-3		0-0 G4-3		2-1 L8		4 0 0 0 0 1 1	
Josh Bard, S (1, 2) OBP: 0.250, SLG: 0.346		2-2 G4-3		2-1 G4-3		1-0 G4-3		4-0 DI 2B BB		3 1 0 0 1 0 0	
Aaron Boone, R (1, 5) OBP: 0.197, SLG: 0.274			1-3 K		0-2 2B 1B		2-1 G6-3		1-1 1-H 2B		4 0 2 1 0 1 0
2 Jhonny Peralta, R (1, 6) OBP: 0.337, SLG: 0.549			1-3 K		0-0 1B		2-2 G6-3		0-3 K		4 0 1 0 0 2 1

Inning Stats	R: 0 E: 0 K: 0 S: 8	H: 0 LOB: 1 BB: 1 P: 15	R: 0 E: 0 K: 1 S: 11	H: 1 LOB: 0 BB: 0 P: 15	R: 0 E: 0 K: 2 S: 8	H: 0 LOB: 0 BB: 0 P: 10	R: 0 E: 0 K: 1 S: 9	H: 0 LOB: 1 BB: 1 P: 21	R: 0 E: 0 K: 0 S: 11	H: 2 LOB: 2 BB: 0 P: 15	R: 1 E: 0 K: 0 S: 13	H: 1 LOB: 1 BB: 1 P: 22	R: 0 E: 0 K: 0 S: 6	H: 0 LOB: 0 BB: 0 P: 11	R: 0 E: 0 K: 2 S: 17	H: 1 LOB: 1 BB: 0 P: 24	R: 1 E: 0 K: 1 S: 10	H: 1 LOB: 1 BB: 1 P: 18	1B: 5 2B: 1 3B: 0 HR: 0	SF: 0 SAC: 0 DP: 0 HBP: 0
--------------	------------------------------	----------------------------------	-------------------------------	----------------------------------	------------------------------	----------------------------------	------------------------------	----------------------------------	-------------------------------	----------------------------------	-------------------------------	----------------------------------	------------------------------	----------------------------------	-------------------------------	----------------------------------	-------------------------------	----------------------------------	----------------------------------	------------------------------------

PITCHER	IP	WLS	BF	H	R	ER	SO	BB	IBB	HBP	BLK	WP	HR	S	P	ERA	WHIP
32 Roy Halladay, R (1, 1) ERA: 3.13	7.2	W	30	5	1	1	6	3	0	0	0	1	0	76	124	1.17	1.043
Miguel Batista, R (8, 1) ERA: 2.12	1.1		6	1	1	1	1	1	0	0	0	0	0	17	27	6.75	1.500

**BOTTOM**

**Toronto Blue Jays @ Cleveland Indians**  
 Jacobs Field, Cleveland, OH

Sun May 15 2005, 1:05 PM EDT  
 Att. 23,446 - Partly Cloudy - 58 F

<b>AB</b>	<b>32</b>
<b>R</b>	<b>2</b>
<b>H</b>	<b>6</b>
<b>RBI</b>	<b>1</b>
<b>BB</b>	<b>4</b>
<b>SO</b>	<b>7</b>
<b>LOB</b>	<b>10</b>



WP	PA
1	36
PB: 0	
SB: 0	
CS: 0	

Batter	1	2	3	4	5	6	7	8	9	AB R H RBI BB SO LOB	TOP																															
15 Alex Rios, R OBP: 0.352, SLG: 0.474 (1, 9) C X	0-1  3 1B 2B		3-2  G5-4-3 1B		2-3  2		3-2  3 1B 1B		1-0  G6-3 1	5 2 3 0 0 1 1																																
3 Reed Johnson, R OBP: 0.398, SLG: 0.444 (1, 7) L X	0-2  10 HR 2-H 1B		1-3  1 SAFE 1		1-2  1-3 1B 2B		0-0  1-2 1B 1B		1-2  10 1B HBP	4 3 3 1 0 1 1																																
Shea Hillenbrand, R OBP: 0.405, SLG: 0.500 (1, 3) (7, 5) F SAFE S	1-3  K		2-1  G5-4-3 1-2f		1-1  2-H 3-H 1B		0-2  1-2 2-H 1B		0-0  WP 47 1B 1B	5 1 3 3 0 1 2																																
10 Vernon Wells, R OBP: 0.273, SLG: 0.373 (1, 8) B X	1-0  1-H HR			1-1  G5-3 1		2-1  F7 3		3-0  P6 1	2-0  47 WP 1B 1B	5 1 2 3 0 0 3																																
Frank Menechino, R OBP: 0.333, SLG: 0.205 (1, 5) Eric Hinske, L OBP: 0.345, SLG: 0.445 (7, PH) (7, 3) C B X	2-1  G6-3 2			0-1  F8 2		2-1  HR 2B B X		1-2  P6 2	2-2  K 1-2 2-3	3 1 1 0 0 0 0 2 0 0 0 0 1 4																																
47 Corey Koskie, L OBP: 0.310, SLG: 0.431 (1, 10) X	0-0  G4-3 3			1-1  2B B F X		3-3  K 1 C B B S C		0-3  K 3	3-2  G6-3 2-3 3-H	5 0 1 0 0 2 4																																
Orlando Hudson, S OBP: 0.331, SLG: 0.383 (1, 4) C X		0-1  G4-3 1		0-2  G5-3 3		1-1  2-H HR B X		2-0  P5 1		4 1 1 2 0 0 1																																
John McDonald, R OBP: 0.327, SLG: 0.326 (1, 6) C X		0-1  G5-3 2			0-1  G5-3 1 F X		1-1  G6-3 2		0-2  F9 2	4 0 0 0 0 0 0																																
Ken Huckaby, R OBP: 0.258, SLG: 0.185 (1, 2) S X		0-3  K 3			4-2  3 2B 1B BB B X		1-0  G3 3		0-0  G6-3 3	3 1 0 0 1 1 0																																
Inning Stats	R: 3 E: 0 K: 1 S: 13	H: 3 LOB: 0 BB: 0 P: 17	R: 0 E: 0 K: 1 S: 8	H: 0 LOB: 0 BB: 0 P: 8	R: 0 E: 0 K: 1 S: 9	H: 1 LOB: 0 BB: 0 P: 15	R: 0 E: 0 K: 0 S: 9	H: 1 LOB: 1 BB: 0 P: 11	R: 2 E: 0 K: 1 S: 18	H: 2 LOB: 1 BB: 1 P: 28	R: 2 E: 0 K: 1 S: 10	H: 2 LOB: 0 BB: 0 P: 18	R: 1 E: 0 K: 1 S: 15	H: 3 LOB: 2 BB: 0 P: 22	R: 0 E: 0 K: 0 S: 7	H: 0 LOB: 0 BB: 0 P: 9	R: 2 E: 0 K: 1 S: 12	H: 2 LOB: 1 BB: 0 P: 21	1B: 8 2B: 4 3B: 0 HR: 2	SF: 0 SAC: 0 DP: 1 HBP: 1	WP: 2 PB: 0 SB: 0 CS: 0	PA: 42																				
PITCHER	IP	WLS	BF	H	R	ER	SO	BB	IBB	HBP	BLK	WP	HR	S	P	ERA	WHIP								PITCHER	IP	WLS	BF	H	R	ER	SO	BB	IBB	HBP	BLK	WP	HR	S	P	ERA	WHIP
Johan Santana, L ERA: 3.96 (1, 1)	5.1	L	25	9	7	7	5	1	0	0	0	0	2	64	92	11.81	1.875																									
28 Jesse Crain, R ERA: (6, 1)	0.2		2	0	0	0	0	0	0	0	0	0	0	3	5	0.00	0.000																									
54 Matt Guerrier, R ERA: 3.86 (7, 1)	0.1		4	3	1	1	0	0	0	0	0	0	0	9	15	27.00	9.000																									
Terry Mulholland, L ERA: 4.96 (7, 1)	2.2		11	2	2	2	2	0	0	1	0	2	0	25	37	6.75	0.750																									

Toronto Blue Jays @ Minnesota Twins  
 Hubert H. Humphrey Metrodome, Minneapolis, MN  
 Tue May 17 2005, 8:10 PM EDT  
 Att. 18,717 - Dome - 70 F

AB	40
R	10
H	14
RBI	9
BB	1
SO	7
LOB	16



livebaseballscorecards.com

Batter	1	2	3	4	5	6	7	8	9	AB	R	H	RBI	BB	SO	LOB
Shannon Stewart, R (1, 7) OBP: 0.343, SLG: 0.389 Terry Tiffee, S (9, PH) OBP: 0.292, SLG: 0.395	G6-3		F9				G5-3 1B		P6	4	0	2	0	0	0	1
Juan Castro, R (1, 6) OBP: 0.265, SLG: 0.283	G4-3			K		F9	G5-3		G6-3	5	0	0	0	0	1	4
7 Joe Mauer, L (1, 2) OBP: 0.400, SLG: 0.464	G1-3				33 FC3-6 1B	G4-3	G6-3			4	0	1	0	0	0	4
33 Justin Morneau, L (1, 3) OBP: 0.402, SLG: 0.727			F9		FC3-6 HR				K	4	2	1	1	0	1	1
Torii Hunter, R (1, 8) OBP: 0.333, SLG: 0.426			G6-3				20 FC6-5 G3 BB		20 HBP BB	2	1	1	2	2	0	0
Jacque Jones, L (1, 9) OBP: 0.409, SLG: 0.482			K			20 CS 1B	G3		K	4	0	1	0	0	2	2
20 Lew Ford, R (1, 10) OBP: 0.329, SLG: 0.346			G5-3		CS		5 FC4-6 BB		5 FC4-6 HBP	2	0	0	0	1	0	1
5 Michael Cuddyer, R (1, 5) OBP: 0.313, SLG: 0.342						FC4-6 1B	P4		FC4-6	4	0	1	0	0	0	4
Luis Rivas, R (1, 4) OBP: 0.274, SLG: 0.214									P4	4	0	2	0	0	0	0
									G6-3							

Inning Stats	R: 0	H: 0	E: 0	K: 0	S: 11	LOB: 0	BB: 0	P: 18	R: 0	H: 0	E: 0	K: 1	S: 7	LOB: 0	BB: 0	P: 11	R: 0	H: 2	E: 0	K: 0	S: 6	LOB: 1	BB: 0	P: 10	R: 2	H: 3	E: 0	K: 1	S: 14	LOB: 0	BB: 0	P: 22	R: 0	H: 2	E: 0	K: 0	S: 15	LOB: 3	BB: 1	P: 23	R: 1	H: 1	E: 0	K: 0	S: 11	LOB: 1	BB: 1	P: 18	R: 0	H: 1	E: 0	K: 0	S: 10	LOB: 1	BB: 0	P: 15	R: 0	H: 0	E: 0	K: 2	S: 12	LOB: 2	BB: 1	P: 19	R: 0	H: 0	E: 0	K: 0	S: 5	LOB: 0	BB: 0	P: 8	1B: 7	SF: 0	2B: 0	3B: 0	HR: 2	SAC: 0	DP: 0	HBP: 1	WP: 0	PA: 39
--------------	------	------	------	------	-------	--------	-------	-------	------	------	------	------	------	--------	-------	-------	------	------	------	------	------	--------	-------	-------	------	------	------	------	-------	--------	-------	-------	------	------	------	------	-------	--------	-------	-------	------	------	------	------	-------	--------	-------	-------	------	------	------	------	-------	--------	-------	-------	------	------	------	------	-------	--------	-------	-------	------	------	------	------	------	--------	-------	------	-------	-------	-------	-------	-------	--------	-------	--------	-------	--------

PITCHER	IP	WLS	BF	H	R	ER	SO	BB	IBB	HBP	BLK	WP	HR	S	P	ERA	WHIP
Josh Towers, R (1, 1) ERA: 3.17	5.0	W	21	7	2	2	2	1	0	0	0	0	1	53	84	3.60	1.600
Vinnie Chulk, R (6, 1) ERA: 3.1	1.2		8	2	1	1	0	1	0	0	0	0	1	19	28	5.40	1.800
Scott Schoeneweis, L (7, 1) ERA: 5.27	1.0		5	0	0	0	2	1	0	1	0	0	0	13	22	0.00	1.000
54 Jason Frasor, R (8, 1) ERA: 3.86	0.1		1	0	0	0	0	0	0	0	0	0	0	1	2	0.00	0.000
Justin Speier, R (9, 1) ERA: 4.97	1.0		3	0	0	0	0	0	0	0	0	0	0	5	8	0.00	0.000

**BOTTOM**

**Toronto Blue Jays @ Minnesota Twins**  
 Hubert H. Humphrey Metrodome, Minneapolis, MN

Tue May 17 2005, 8:10 PM EDT  
 Att. 18,717 - Dome - 70 F

livebaseballscores.com

<b>AB</b>	<b>34</b>
<b>R</b>	<b>3</b>
<b>H</b>	<b>9</b>
<b>RBI</b>	<b>3</b>
<b>BB</b>	<b>3</b>
<b>SO</b>	<b>4</b>
<b>LOB</b>	<b>17</b>



Batter	1	2	3	4	5	6	7	8	9	AB R H RBI BB SO LOB	TOP	
15 Alex Rios, R OBP: 0.356, SLG: 0.474 (1, 9) X	0-0 G6-4-3 1B		3-2 FC6-4 1B	0-1 F8			0-0 F9			4 0 2 0 0 0 3		
Frank Catalanotto, L OBP: 0.333, SLG: 0.398 (1, 7) B C X	2-1 G6-4-3 1-2f		3-2 SF9		0-0 G4-3		3-3 K			3 0 0 1 0 1 1		
Shea Hillenbrand, R OBP: 0.395, SLG: 0.487 (1, 10) C F B D X	2-2 G5-3		0-0 FC6-4 1-2f		2-1 F8			1-3 K		4 0 0 0 0 1 1		
47 Corey Koskie, L OBP: 0.309, SLG: 0.426 (1, 5) B B B B B		1-2 1B 1B		0-1 G4-3		1-1 F7		2-2 G6-3		4 0 1 0 0 0 0		
10 Vernon Wells, R OBP: 0.278, SLG: 0.379 (1, 8) S B B B B		2-2 F8		4-2 1B 8 SF7 BB		0-0 2B		0-0 F8		3 1 1 0 1 0 1		
Eric Hinske, L OBP: 0.349, SLG: 0.447 (1, 3) X B B B B		0-0 G4-6-3 1B		2-1 8 SF7 1B		2-3 K		2-3 K		4 0 2 0 0 2 1		
Orlando Hudson, S OBP: 0.329, SLG: 0.379 (1, 4) B X		1-0 G4-6-3 1-2f		0-1 8 SF7 1B		2-0 L6		3-2 G4-3		4 0 1 0 0 0 3		
8 Russ Adams, L OBP: 0.314, SLG: 0.422 (1, 6) F B B B B		4-2 15 1B SF9 BB		0-0 SF7		0-1 F7		3-2 F9		2 1 0 1 1 0 1		
Andy Dominique, R (1, 2) Frank Menechino, R (7, PH) OBP: 0.327, SLG: 0.200 Ken Huckaby, R (7, 2) OBP: 0.258, SLG: 0.185		1-2 P3		1-1 HBP			3-1 L1			1 0 0 0 0 0 1 1 0 0 0 0 0 0 0 0 0 0 0 0 0		
<b>Inning Stats</b>	R: 0 H: 1 E: 0 LOB: 0 K: 0 BB: 0 S: 7 P: 11	R: 0 H: 2 E: 0 LOB: 1 K: 0 BB: 0 S: 11 P: 15	R: 1 H: 1 E: 0 LOB: 1 K: 0 BB: 1 S: 17 P: 28	R: 1 H: 2 E: 0 LOB: 3 K: 0 BB: 1 S: 13 P: 20	R: 0 H: 0 E: 0 LOB: 0 K: 0 BB: 0 S: 5 P: 8	R: 0 H: 1 E: 0 LOB: 1 K: 1 BB: 0 S: 9 P: 13	R: 0 H: 0 E: 0 LOB: 0 K: 1 BB: 0 S: 9 P: 15	R: 0 H: 0 E: 0 LOB: 0 K: 1 BB: 0 S: 7 P: 10	R: 0 H: 0 E: 0 LOB: 0 K: 1 BB: 0 S: 11 P: 19	1B: 6 SF: 2 2B: 1 SAC: 0 3B: 0 DP: 2 HR: 0 HBP: 1	WP: 0 PA: 35 PB: 0 SB: 0 CS: 0	
<b>PITCHER</b>	IP WLS BF H R ER SO BB IBB HBP BLK WP HR S P ERA WHIP											
Kyle Lohse, R (1, 1) ERA: 5.19	6.0 W 26 7 2 2 1 2 0 1 0 0 0 0 62 95 3.00 1.500											
28 Jesse Crain, R (7, 1) ERA:	1.0 H 3 0 0 0 1 0 0 0 0 0 0 0 9 15 0.00 0.000											
Juan Rincon, R (8, 1) ERA: 2.35	1.0 H 3 0 0 0 1 0 0 0 0 0 0 0 7 10 0.00 0.000											
36 Joe Nathan, R (9, 1) ERA: 1.56	1.0 S 3 0 0 0 1 0 0 0 0 0 0 0 11 19 0.00 0.000											


Toronto Blue Jays @ Minnesota Twins  
 Hubert H. Humphrey Metrodome, Minneapolis, MN  
 Wed May 18 2005, 8:10 PM EDT  
 Att. 23,929 - Dome - 70 F

livebaseballscorecards.com

AB 30  
 R 2  
 H 7  
 RBI 2  
 BB 2  
 SO 4  
 LOB 12





Batter	1	2	3	4	5	6	7	8	9	AB	R	H	RBI	BB	SO	LOB	BOTTOM														
<b>Shannon Stewart, R</b> (1, 7) OBP: 0.335, SLG: 0.379	0-2 G5-3	1-1 SAFE F7			2-0 G5-3			0-1 P4		4	0	0	0	0	0	1	<div style="text-align: center;"> <h3>Toronto Blue Jays @ Minnesota Twins</h3> <p>Hubert H. Humphrey Metrodome, Minneapolis, MN</p> <p>Wed May 18 2005, 8:10 PM EDT Att. 23,929 - Dome - 70 F</p> <hr/> <p><a href="#">livebaseballscorecards.com</a></p> <table border="0"> <tr><td><b>AB</b></td><td><b>30</b></td></tr> <tr><td><b>R</b></td><td><b>3</b></td></tr> <tr><td><b>H</b></td><td><b>7</b></td></tr> <tr><td><b>RBI</b></td><td><b>3</b></td></tr> <tr><td><b>BB</b></td><td><b>0</b></td></tr> <tr><td><b>SO</b></td><td><b>5</b></td></tr> <tr><td><b>LOB</b></td><td><b>4</b></td></tr> </table>  </div>	<b>AB</b>	<b>30</b>	<b>R</b>	<b>3</b>	<b>H</b>	<b>7</b>	<b>RBI</b>	<b>3</b>	<b>BB</b>	<b>0</b>	<b>SO</b>	<b>5</b>	<b>LOB</b>	<b>4</b>
<b>AB</b>	<b>30</b>																														
<b>R</b>	<b>3</b>																														
<b>H</b>	<b>7</b>																														
<b>RBI</b>	<b>3</b>																														
<b>BB</b>	<b>0</b>																														
<b>SO</b>	<b>5</b>																														
<b>LOB</b>	<b>4</b>																														
<b>Terry Tiffee, S</b> (1, 10) OBP: 0.269, SLG: 0.362	0-2 F7		1-2 G6-3		0-2 G4-1			3-1 G6-3		4	0	0	0	0	0	0															
<b>7 Joe Mauer, L</b> (1, 2) OBP: 0.396, SLG: 0.466	2-1 2B		0-0 G4-3				1-3 K	1-2 F7		4	0	1	0	0	1	0															
<b>33 Justin Morneau, L</b> (1, 3) OBP: 0.390, SLG: 0.703	0-1 G3-1		1-0 G4-3				1-0 G4-3			3	0	0	0	0	0	1															
<b>Torii Hunter, R</b> (1, 8) OBP: 0.327, SLG: 0.417		0-1 L6		2-3 K			3-3 K			3	0	0	0	0	2	0															
<b>Jacque Jones, L</b> (1, 9) OBP: 0.407, SLG: 0.504		3-2 HR		0-2 G3-1			1-3 K			3	1	1	1	0	1	0															
<b>5 Michael Cuddyer, R</b> (1, 5) OBP: 0.328, SLG: 0.383		2-1 1B		1-2 HR			1-2 1B			3	2	3	1	0	0	0															
<b>Juan Castro, R</b> (1, 6) OBP: 0.269, SLG: 0.286		0-3 K		1-2 P6			0-1 1B			3	0	1	0	0	1	1															
<b>Luis Rivas, R</b> (1, 4) OBP: 0.277, SLG: 0.220		2-1 1B			0-1 G6-3		1-1 P5			3	0	1	1	0	0	1															
<b>Inning Stats</b>	R: 0 E: 0 K: 0 S: 11	H: 1 LOB: 1 BB: 0 P: 13	R: 2 E: 0 K: 1 S: 14	H: 3 LOB: 1 BB: 0 P: 22	R: 0 E: 0 K: 0 S: 6	H: 0 LOB: 0 BB: 0 P: 8	R: 1 E: 0 K: 1 S: 13	H: 1 LOB: 0 BB: 0 P: 17	R: 0 E: 0 K: 2 S: 8	H: 0 LOB: 0 BB: 0 P: 8	R: 0 E: 0 K: 1 S: 11	H: 2 LOB: 1 BB: 0 P: 14	R: 0 E: 0 K: 0 S: 7	H: 0 LOB: 0 BB: 0 P: 11	1B: 4 2B: 1 3B: 0 HR: 2	SF: 0 SAC: 0 DP: 0 HBP: 0	WP: 0 PB: 0 SB: 2 CS: 0	PA: 30													
<b>PITCHER</b> <b>Dave Bush, R</b> (1, 1) ERA: 4.73	IP: 8.0 WLS: L BF: 30 H: 7 R: 3 ER: 3 SO: 5	BB: 0 IBB: 0 HBP: 0 BLK: 0	WP: 0 HR: 2 S: 76 P: 106	ERA: 3.38 WHIP: 0.875																											

Batter	1	2	3	4	5	6	7	8	9	AB R H RBI BB SO LOB	TOP
15 Alex Rios, R (1, 9) OBP: 0.346, SLG: 0.461	0-1 G1-3			2-3 K		0-0 G4-3		1-0 P4		4 0 0 0 0 1 2	
Frank Catalanotto, L (1, 7) OBP: 0.322, SLG: 0.383	2-0 G1-3			0-1 G6-3			2-3 K		1-1 L4	4 0 0 0 0 1 0	
Shea Hillenbrand, R (1, 5) OBP: 0.398, SLG: 0.488	2-2 G3-1			1-1 1B			2-2 1B		0-1 F9	4 0 2 0 0 0 0	
47 Corey Koskie, L (1, 10) OBP: 0.313, SLG: 0.430 Frank Menechino, R (4, PH) OBP: 0.346, SLG: 0.256 (4, 10)				2-0 G6-3			2-1 1B		0-0 2B	1 0 1 0 0 0 0 3 0 2 0 0 0 1	
10 Vernon Wells, R (1, 8) OBP: 0.272, SLG: 0.369							2-0 G6-3		0-0 P5	4 0 0 0 0 0 4	
Eric Hinske, L (1, 3) OBP: 0.342, SLG: 0.437							1-1 G5-3		1-1 F7	3 0 0 0 0 0 0	
Orlando Hudson, S (1, 4) OBP: 0.329, SLG: 0.378							2-1 L3				
8 Russ Adams, L (1, 6) OBP: 0.305, SLG: 0.409							0-0 G4-3		2-1 1B	3 0 1 0 0 0 0	
Ken Huckaby, R (1, 2) OBP: 0.265, SLG: 0.200							0-0 G4-3		0-1 P6	3 0 0 0 0 0 1	
							1-1 P6		0-1 1B	3 0 1 0 0 0 0	
<b>Inning Stats</b>	R: 0 H: 0 E: 0 LOB: 0 K: 0 BB: 0 S: 6 P: 10	R: 0 H: 1 E: 0 LOB: 0 K: 0 BB: 0 S: 5 P: 8	R: 0 H: 0 E: 0 LOB: 0 K: 0 BB: 0 S: 6 P: 10	R: 0 H: 1 E: 0 LOB: 1 K: 1 BB: 0 S: 9 P: 14	R: 0 H: 0 E: 0 LOB: 0 K: 0 BB: 0 S: 5 P: 8	R: 0 H: 0 E: 0 LOB: 0 K: 0 BB: 0 S: 4 P: 5	R: 0 H: 2 E: 0 LOB: 1 K: 1 BB: 0 S: 10 P: 18	R: 0 H: 2 E: 0 LOB: 2 K: 0 BB: 0 S: 9 P: 13	R: 0 H: 1 E: 0 LOB: 1 K: 0 BB: 0 S: 6 P: 7	1B: 6 SF: 0 2B: 2 SAC: 0 3B: 0 DP: 2 HR: 0 HBP: 0	WP: 0 PA: 32 PB: 0 SB: 0 CS: 0
<b>PITCHER</b> Joe Mays, R (1, 1) ERA: 4.05	IP WLS BF H R ER SO BB IBB HBP BLK WP HR S P ERA WHIP										
	9.0 W 32 7 0 0 2 0 0 0 0 0 0 0 60 93 0.00 0.778										

Toronto Blue Jays @ Minnesota Twins  
 Hubert H. Humphrey Metrodome, Minneapolis, MN

Thu May 19 2005, 1:10 PM EDT  
 Att. 22,680 - Dome - 70 F

livebaseballscorecards.com

AB	32
R	0
H	7
RBI	0
BB	0
SO	2
LOB	8



Batter	1	2	3	4	5	6	7	8	9	AB R H RBI BB SO LOB
Shannon Stewart, R (1, 7) OBP: 0.333, SLG: 0.376	2-2 20 G6-3 1B		1-0 P2			2-1 L4				4 0 1 0 0 0 3
Luis Rivas, R (1, 4) OBP: 0.275, SLG: 0.222	1-0 L6		0-0 20 BB 1B			1-2 P4				4 0 1 0 0 0 2
20 Lew Ford, R (1, 9) OBP: 0.333, SLG: 0.346	3-1 G6-3		4-0 1-2 2-3 BB			0-0 P4				3 0 1 0 1 0 1
33 Justin Moreau, L (1, 3) OBP: 0.385, SLG: 0.684	1-3 K		2-3 K			0-0 1B 5 BB 2B 1B				4 1 1 0 0 3 5
Torii Hunter, R (1, 8) OBP: 0.325, SLG: 0.407			1-3 K			4-1 1B 5 BB 2B BB				3 1 0 0 1 2 3
Matthew LeCroy, R (1, 10) OBP: 0.380, SLG: 0.494			0-2 E5 5 FC6-4			0-0 5 2B 55 1B				4 1 1 0 0 1 0
5 Michael Cuddyer, R (1, 5) OBP: 0.326, SLG: 0.387			0-0 FC6-4			2-2 55 1B 2B				4 1 1 2 0 1 1
55 Mike Redmond, R (1, 2) OBP: 0.400, SLG: 0.385			2-2 F8			1-1 G6-4-3 1B				4 0 2 2 0 0 1
Juan Castro, R (1, 6) OBP: 0.291, SLG: 0.308			0-2 20 BB 1B			0-1 G6-4-3 1B				3 0 2 0 0 0 1

Inning Stats	R: 0 E: 0 K: 10 S: 10	H: 1 LOB: 1 BB: 0 P: 16	R: 0 E: 1 K: 11 S: 11	H: 0 LOB: 1 BB: 0 P: 14	R: 0 E: 0 K: 2 S: 16	H: 2 LOB: 3 BB: 1 P: 24	R: 0 E: 0 K: 0 S: 12	H: 1 LOB: 1 BB: 0 P: 21	R: 0 E: 0 K: 0 S: 7	H: 0 LOB: 0 BB: 0 P: 10	R: 4 E: 0 K: 0 S: 26	H: 5 LOB: 1 BB: 1 P: 36	R: 0 E: 0 K: 1 S: 11	H: 1 LOB: 0 BB: 0 P: 17	R: 0 E: 0 K: 2 S: 7	H: 0 LOB: 0 BB: 0 P: 12
1B: 9 2B: 1 3B: 0 HR: 0	SF: 0 SAC: 0 DP: 1 HBP: 0	WP: 0 PB: 0 SB: 0 CS: 1	WP: 0 PB: 0 SB: 0 CS: 1	WP: 0 PB: 0 SB: 0 CS: 1	WP: 0 PB: 0 SB: 0 CS: 1	WP: 0 PB: 0 SB: 0 CS: 1	WP: 0 PB: 0 SB: 0 CS: 1	WP: 0 PB: 0 SB: 0 CS: 1	WP: 0 PB: 0 SB: 0 CS: 1	WP: 0 PB: 0 SB: 0 CS: 1	WP: 0 PB: 0 SB: 0 CS: 1	WP: 0 PB: 0 SB: 0 CS: 1	WP: 0 PB: 0 SB: 0 CS: 1	WP: 0 PB: 0 SB: 0 CS: 1	WP: 0 PB: 0 SB: 0 CS: 1	

PITCHER	IP	WLS	BF	H	R	ER	SO	BB	IBB	HBP	BLK	WP	HR	S	P	ERA	WHIP
39 Gustavo Chacin, L (1, 1) ERA: 3.71	5.0	L	25	7	4	4	4	2	0	0	0	0	0	70	105	7.20	1.800
54 Jason Frasor, R (6, 1) ERA: 3.63	1.0		4	2	0	0	0	0	0	0	0	0	0	12	16	0.00	2.000
37 Scott Downs, L (7, 1) ERA: 3.0	1.0		3	1	0	0	1	0	0	0	0	0	0	11	17	0.00	1.000
Miguel Batista, R (8, 1) ERA: 2.0	1.0		3	0	0	0	2	0	0	0	0	0	0	7	12	0.00	0.000

**BOTTOM**

**Toronto Blue Jays @ Minnesota Twins**  
 Hubert H. Humphrey Metrodome, Minneapolis, MN

Thu May 19 2005, 1:10 PM EDT  
 Att. 22,680 - Dome - 70 F

livebaseballscorecards.com

<b>AB</b>	<b>33</b>
<b>R</b>	<b>4</b>
<b>H</b>	<b>10</b>
<b>RBI</b>	<b>4</b>
<b>BB</b>	<b>2</b>
<b>SO</b>	<b>7</b>
<b>LOB</b>	<b>17</b>



WP	PA	ERA	WHIP
0	35		

Batter	1	2	3	4	5	6	7	8	9	AB R H RBI BB SO LOB	TOP
Brad Wilkerson, L (1, 8) OBP: 0.360, SLG: 0.457	1-3 		1-0 		0-0 			2-2 		4 0 1 0 0 1 0	<p><b>Washington Nationals @ Toronto Blue Jays</b>  Rogers Centre, Toronto, ON  Fri May 20 2005, 7:07 PM EDT  Att. 17,465 - Clear - 66 F</p>
Jamey Carroll, R (1, 4) OBP: 0.367, SLG: 0.352	3-2 		2-3 		0-1 			4-2 		3 0 0 0 1 1 1	
Jose Guillen, R (1, 9) OBP: 0.329, SLG: 0.521	1-2 		3-3 		0-3 			1-1 		4 0 0 0 0 2 2	
Vinny Castilla, R (1, 5) OBP: 0.376, SLG: 0.493		1-1 		0-0 		3-1 		1-1 		4 1 1 0 0 0 0	
24 Nick Johnson, L (1, 3) OBP: 0.417, SLG: 0.510		0-1 		1-2 		2-1 		0-0 		4 0 2 0 0 0 1	
Marlon Byrd, R (1, 7) OBP: 0.414, SLG: 0.407		1-3 		0-2 		0-1 		3-3 		4 0 1 1 0 2 2	
Jeffrey Hammonds, R (1, 10) OBP: 0.267, SLG: 0.185		1-2 		0-1 		2-2 		1-1 		3 0 1 0 0 0 1	
Brian Schneider, L (1, 2) OBP: 0.301, SLG: 0.387		0-0 		1-3 		1-2 				3 0 0 0 0 1 4	
15 Cristian Guzman, S (1, 6) OBP: 0.243, SLG: 0.259			1-2 		2-2 		0-1 			3 0 0 0 0 2 2	
<b>Inning Stats</b>	R: 0 H: 0 E: 0 LOB: 0 K: 1 BB: 0 S: 13 P: 18	R: 0 H: 1 E: 0 LOB: 2 K: 1 BB: 0 S: 10 P: 13	R: 0 H: 1 E: 0 LOB: 1 K: 3 BB: 0 S: 11 P: 18	R: 1 H: 3 E: 0 LOB: 2 K: 2 BB: 0 S: 19 P: 23	R: 0 H: 0 E: 0 LOB: 0 K: 1 BB: 0 S: 6 P: 6	R: 0 H: 0 E: 0 LOB: 0 K: 0 BB: 0 S: 6 P: 11	R: 0 H: 0 E: 0 LOB: 0 K: 0 BB: 0 S: 9 P: 12	R: 0 H: 0 E: 0 LOB: 0 K: 0 BB: 1 S: 8 P: 15	R: 0 H: 1 E: 0 LOB: 1 K: 1 BB: 0 S: 9 P: 14	1B: 5 SF: 0 2B: 1 SAC: 0 3B: 0 DP: 1 HR: 0 HBP: 1	WP: 0 PA: 34 PB: 0 SB: 0 CS: 0
<b>PITCHER</b>	IP WLS BF H R ER SO BB IBB HBP BLK WP HR S P ERA WHIP										
Ted Lilly, L (1, 1) ERA: 8.82	6.0 W 24 5 1 1 8 0 0 1 1 0 0 65 89 1.50 0.833										
Pete Walker, R (7, 1) ERA: 1.61	3.0 S 10 1 0 0 1 1 0 0 0 0 0 0 26 41 0.00 0.667										

AB	32
R	1
H	6
RBI	1
BB	1
SO	9
LOB	13



BOTTOM

Washington Nationals @ Toronto Blue Jays  
Rogers Centre, Toronto, ON  
Fri May 20 2005, 7:07 PM EDT  
Att. 17,465 - Clear - 66 F

livebaseballscorecards.com

AB 31  
R 6  
H 11  
RBI 6  
BB 4  
SO 3  
LOB 11



WP: 1 PA: 35  
PB: 0  
SB: 1  
CS: 0

AB	R	H	RBI	BB	SO	LOB
3	0	0	0	1	0	1
3	0	2	0	1	0	0
0	0	0	0	0	0	0
4	0	1	0	0	0	3
4	1	1	0	0	0	3
4	2	2	3	0	1	1
3	1	2	0	1	0	0
3	1	0	0	1	1	2
4	1	2	2	0	0	1
3	0	1	1	0	1	0
1B: 7	SF: 0	2B: 3	SAC: 0	3B: 1	DP: 3	HR: 2
3B: 1	HBP: 0	HR: 2	DP: 3	BB: 1	HBP: 0	

Batter	1	2	3	4	5	6	7	8	9
Orlando Hudson, S OBP: 0.327, SLG: 0.371 (1, 4)	2-2 P5		0-2 G5-3	1-1 G3-1			4-1 G5-3 1B		
Frank Catalanotto, L OBP: 0.336, SLG: 0.391 3 Reed Johnson, R OBP: 0.398, SLG: 0.444 (1, 7) (8, 7)	4-2 L4 15 1B BB			2-1 P5	2-2 1B		1-2 SAFE 1B		
15 Alex Rios, R OBP: 0.344, SLG: 0.455 (1, 9)	0-1 1-2 1B			0-1 G3	0-2 F8		1-0 G5-3		
Shea Hillenbrand, R OBP: 0.394, SLG: 0.482 (1, 5)	1-1 L4			1-2 10 HR 1B	2-2 P6			0-1 P2	
10 Vernon Wells, R OBP: 0.277, SLG: 0.410 (1, 8)		3-1 P2		1-0 1-H HR	1-3 K			1-0 HR	
Eric Hinske, L OBP: 0.353, SLG: 0.449 (1, 3)		0-1 G4-3		1-2 2 3B 2B		2-2 L7-4 2 S 1B		4-0 8 FC5-4 BB	
8 Russ Adams, L OBP: 0.303, SLG: 0.396 (1, 6)		0-1 P6		4-0 2 3B IBB		1-3 K		0-2 FC5-4 2 1B 1B	
2 Aaron Hill, R OBP: 0.500, SLG: 1.000 (1, 10)			1-2 G5-3	0-1 1-H 2-H 1B 3B		3-2 L7-4 1-2		1-1 1-H 1B	
Ken Huckaby, R OBP: 0.270, SLG: 0.212 (1, 2)			1-0 G5-3	1-2 WP 1B			1-3 K		

Inning	R	H	E	K	S	R	H	E	K	S	R	H	E	K	S	R	H	E	K	S
1	0	1	0	0	10	0	0	0	0	7	5	0	0	0	9	5	1	0	0	10
2	0	0	0	0	6	0	0	0	0	5	0	0	0	0	9	0	0	0	0	6
3	0	0	0	0	7	0	0	0	0	7	0	0	0	0	20	5	1	0	0	20
4	5	5	0	0	20	5	1	0	1	31	0	1	0	0	18	0	1	0	0	18
5	0	1	0	1	10	0	1	0	1	16	0	1	0	0	10	0	1	0	0	10
6	0	1	0	1	10	0	1	0	1	16	0	1	0	0	10	0	1	0	0	10
7	0	1	0	1	9	0	1	0	1	16	0	1	0	0	9	0	1	0	0	9
8	1	2	0	0	8	1	2	0	0	14	1	2	0	0	14	1	2	0	0	14
9	0	0	0	0	10	0	0	0	0	10	0	0	0	0	10	0	0	0	0	10

PITCHER	IP	WLS	BF	H	R	ER	SO	BB	IBB	HBP	BLK	WP	HR	S	P	ERA	WHIP
Claudio Vargas, R ERA: 9.0 (1, 1)	3.2	L	18	6	5	5	0	1	1	0	0	0	1	41	63	12.27	1.909
Jon Rauch, R ERA: 3.07 (4, 1)	2.1		8	2	0	0	2	0	0	0	0	1	0	25	37	0.00	0.857
Zach Day, R ERA: 6.0 (7, 1)	2.0		9	3	1	1	1	2	0	0	0	0	1	17	30	4.50	2.500

Batter	1	2	3	4	5	6	7	8	9	AB R H RBI BB SO LOB	TOP											
Brad Wilkerson, L (1, 8) OBP: 0.358, SLG: 0.449	1-1 G4-3		4-1 24 BB 1B BB		0-2 F8			0-1 P5		3 0 0 0 1 0 0	<p>Washington Nationals @ Toronto Blue Jays</p> <p>Rogers Centre, Toronto, ON</p> <p>Sat May 21 2005, 4:07 PM EDT</p> <p>Att. 24,518 - Cloudy - 68 F</p>											
Jamey Carroll, R (1, 4) OBP: 0.349, SLG: 0.333	2-2 F8		2-3 1 SAFE		0-0 G6-3			2-2 L7		4 0 0 0 0 1 1												
Jose Guillen, R (1, 10) OBP: 0.327, SLG: 0.513	1-1 G5-3		1-2 24 BB 1B		0-0 P2			0-1 F9		4 0 1 0 0 0 0												
24 Nick Johnson, L (1, 3) OBP: 0.419, SLG: 0.507		3-2 G4-3 1B	4-2 FC6-4 BB		2-2 P6			0-0 G4-3		3 0 1 0 1 0 0												
Vinny Castilla, R (1, 5) OBP: 0.366, SLG: 0.479		1-2 G4-3 1-2f	0-1 FC6-4 1-2f		0-2 F7			3-2 F8		4 0 0 0 0 0 4												
Ryan Church, L (1, 9) OBP: 0.323, SLG: 0.414		0-0 2B 1B		2-1 G6-3			1-0 G3			3 0 1 0 0 0 0												
Jeffrey Hammonds, R (1, 7) OBP: 0.273, SLG: 0.233		1-1 SAFE		3-2 G5-3			2-1 F9			3 0 1 0 0 0 0												
Brian Schneider, L (1, 2) OBP: 0.294, SLG: 0.377		2-3 K		1-1 F9			0-2 G6-3			3 0 0 0 0 1 2												
15 Cristian Guzman, S (1, 6) OBP: 0.238, SLG: 0.254			0-1 G3		1-2 G3-1			0-0 G6-3		3 0 0 0 0 0 0												
<b>Inning Stats</b>	R: 0 E: 0 K: 0 S: 8	H: 0 LOB: 0 BB: 0 P: 12	R: 0 E: 0 K: 1 S: 14	H: 3 LOB: 2 BB: 0 P: 21	R: 0 E: 0 K: 1 S: 13	H: 1 LOB: 3 BB: 2 P: 24	R: 0 E: 0 K: 0 S: 8	H: 0 LOB: 0 BB: 0 P: 14	R: 0 E: 0 K: 0 S: 7	H: 0 LOB: 0 BB: 0 P: 8		R: 0 E: 0 K: 0 S: 8	H: 0 LOB: 0 BB: 0 P: 10	R: 0 E: 0 K: 0 S: 6	H: 0 LOB: 0 BB: 0 P: 9	R: 0 E: 0 K: 0 S: 6	H: 0 LOB: 0 BB: 0 P: 8	R: 0 E: 0 K: 0 S: 7	H: 0 LOB: 0 BB: 0 P: 10	1B: 3 2B: 1 3B: 0 HR: 0	SF: 0 SAC: 0 DP: 1 HBP: 0	WP: 0 PB: 0 SB: 0 CS: 0
<b>PITCHER</b>	IP WLS BF H R ER SO BB IBB HBP BLK WP HR S P ERA WHIP																					
32 Roy Halladay, R (1, 1) ERA: 2.84	7.0 W 26 4 0 0 2 2 0 0 0 0 0 0 64 98 0.00 0.857																					
Scott Schoeneweis, L (8, 1) ERA: 4.91	1.0 3 0 0 0 0 0 0 0 0 0 0 0 6 8 0.00 0.000																					
Justin Speier, R (9, 1) ERA: 4.61	1.0 3 0 0 0 0 0 0 0 0 0 0 0 7 10 0.00 0.000																					

livebaseballscores.com

AB	30
R	0
H	4
RBI	0
BB	2
SO	2
LOB	7



BOTTOM

Washington Nationals @ Toronto Blue Jays  
Rogers Centre, Toronto, ON

livebaseballscores.com

AB	32
R	7
H	11
RBI	7
BB	1
SO	1
LOB	12



WP:	0	PA:	35
PB:	0	SB:	0
CS:	0		

Sat May 21 2005, 4:07 PM EDT  
Att. 24,518 - Cloudy - 68 F

Batter	1	2	3	4	5	6	7	8	9	AB	R	H	RBI	BB	SO	LOB
Orlando Hudson, S OBP: 0.337, SLG: 0.400 (1, 4)	2-2 15 3B 2B	1-0 1B		2-1 G4-3			0-0 1B 3B			4	2	3	1	0	0	0
Frank Catalanotto, L OBP: 0.333, SLG: 0.386 3 Reed Johnson, R OBP: 0.398, SLG: 0.444 (1, 7) (8, 7)	0-1 L9	1-1 G4-3			2-1 G4-3		0-1 G6-4-3 1B			4	0	1	1	0	0	2
15 Alex Rios, R OBP: 0.342, SLG: 0.463 (1, 9)	2-1 SF7 3B		1-1 L3		0-0 G6-3		3-3 K			4	1	1	1	0	1	1
Shea Hillenbrand, R OBP: 0.391, SLG: 0.476 Frank Menechino, R OBP: 0.346, SLG: 0.256 (1, 5) (9, 5)	0-1 SF7		3-2 10 1B HBP		1-1 G5-3		1-0 G6-4-3			2	0	0	1	0	0	1
10 Vernon Wells, R OBP: 0.282, SLG: 0.412 (1, 8)	1-1 G5-3		1-1 1B		0-0 HR 1B			1-0 G6-3		4	1	2	0	0	0	0
Eric Hinske, L OBP: 0.356, SLG: 0.468 (1, 3)		4-2 8 BLK 2 2B BB	2-1 F7		2-1 HR		1-0 F8			3	2	1	2	1	0	2
8 Russ Adams, L OBP: 0.301, SLG: 0.390 (1, 6)		1-0 L6	1-1 P3		1-1 G4-3		3-2 1B			4	0	1	0	0	0	3
2 Aaron Hill, R OBP: 0.500, SLG: 0.875 (1, 10)		0-0 L9 1B 2B		2-1 G5-4-3 1B		2-1 F9		1-1 G6-3		4	1	2	1	0	0	1
Ken Huckaby, R OBP: 0.250, SLG: 0.194 (1, 2)		1-1 L9		0-1 G5-4-3		0-0 G5-3				3	0	0	0	0	0	2

Inning Stats	R: 2 E: 0 K: 0 S: 13	H: 2 LOB: 0 BB: 0 P: 18	R: 2 E: 0 K: 0 S: 11	H: 2 LOB: 1 BB: 1 P: 19	R: 0 E: 0 K: 0 S: 11	H: 1 LOB: 2 BB: 0 P: 19	R: 0 E: 0 K: 0 S: 6	H: 1 LOB: 0 BB: 0 P: 10	R: 0 E: 0 K: 0 S: 5	H: 0 LOB: 0 BB: 0 P: 8	R: 2 E: 0 K: 0 S: 8	H: 2 LOB: 0 BB: 0 P: 13	R: 1 E: 0 K: 1 S: 7	H: 2 LOB: 0 BB: 0 P: 11	R: 0 E: 0 K: 0 S: 8	H: 1 LOB: 1 BB: 0 P: 14	
<b>PITCHER</b>	IP	WLS	BF	H	R	ER	SO	BB	IBB	HBP	BLK	WP	HR	S	P	ERA	WHIP
Tony Armas, R ERA: 5.49 (1, 1)	7.0	L	31	10	7	7	1	1	0	1	1	0	1	61	98	9.00	1.571
Hector Carrasco, R ERA: 1.74 (8, 1)	1.0		4	1	0	0	0	0	0	0	0	0	0	8	14	0.00	1.000

Inning Stats	R: 0 E: 0 K: 0 S: 11	H: 0 LOB: 0 BB: 0 P: 8	R: 0 E: 0 K: 0 S: 5	H: 0 LOB: 0 BB: 0 P: 8	R: 0 E: 0 K: 0 S: 5	H: 0 LOB: 0 BB: 0 P: 8	R: 0 E: 0 K: 0 S: 5	H: 0 LOB: 0 BB: 0 P: 8	R: 0 E: 0 K: 0 S: 5	H: 0 LOB: 0 BB: 0 P: 8	R: 0 E: 0 K: 0 S: 5	H: 0 LOB: 0 BB: 0 P: 8	R: 0 E: 0 K: 0 S: 5	H: 0 LOB: 0 BB: 0 P: 8	R: 0 E: 0 K: 0 S: 5	H: 0 LOB: 0 BB: 0 P: 8	
<b>PITCHER</b>	IP	WLS	BF	H	R	ER	SO	BB	IBB	HBP	BLK	WP	HR	S	P	ERA	WHIP
Tony Armas, R ERA: 5.49 (1, 1)	7.0	L	31	10	7	7	1	1	0	1	1	0	1	61	98	9.00	1.571
Hector Carrasco, R ERA: 1.74 (8, 1)	1.0		4	1	0	0	0	0	0	0	0	0	0	8	14	0.00	1.000

Batter	1	2	3	4	5	6	7	8	9	AB	R	H	RBI	BB	SO	LOB	TOP										
Marlon Byrd, R OBP: 0.382, SLG: 0.387 (1, 8)	F7		1B		SF9	P3		F8		4	0	1	1	0	0	1											
Jamey Carroll, R OBP: 0.352, SLG: 0.321 (1, 4)	G6-3		F9		2B		G1-3	L3		3	2	0	0	2	0	1											
Jose Guillen, R OBP: 0.329, SLG: 0.523 (1, 10)	G5-3			F8	G3		G1-3			5	0	2	3	0	0	1											
24 Nick Johnson, L OBP: 0.418, SLG: 0.497 (1, 3)		G3		P5	G3		HR	P6		3	1	0	0	2	0	1											
Vinny Castilla, R OBP: 0.364, SLG: 0.476 Tony Blanco, R OBP: 0.292, SLG: 0.478 (1, 5) (3, 5) (5, 7)		K		F9	G3		HR		E6	1	0	0	0	0	1	0											
Ryan Church, L OBP: 0.347, SLG: 0.446 (1, 9)		2B					1B	1B	FC3-6	5	1	4	0	0	0	2											
Jeffrey Hammonds, R OBP: 0.286, SLG: 0.250 Carlos Baerga, S OBP: 0.265, SLG: 0.250 (1, 7) (5, 5)		G5-3			SF9	G6-3	1B	FC3-6	FC3-6	2	1	1	0	0	0	1											
Gary Bennett, R OBP: 0.333, SLG: 0.381 (1, 2)			G5-3		SF9	G6-3	1B	K	P3	5	1	2	1	0	1	3											
15 Cristian Guzman, S OBP: 0.237, SLG: 0.252 (1, 6)			P5		2B	L7	G3-1		G4-3	5	1	1	0	0	0	4											
<b>Inning Stats</b>	R: 0 E: 0 K: 0 S: 6	H: 0 LOB: 0 BB: 0 P: 9	R: 0 E: 0 K: 1 S: 12	H: 1 LOB: 1 BB: 0 P: 20	R: 0 E: 0 K: 0 S: 9	H: 1 LOB: 1 BB: 0 P: 13	R: 0 E: 0 K: 0 S: 8	H: 0 LOB: 0 BB: 0 P: 11	R: 5 E: 0 K: 0 S: 15	H: 5 LOB: 2 BB: 2 P: 28	R: 0 E: 0 K: 0 S: 8	H: 1 LOB: 1 BB: 0 P: 14	R: 3 E: 0 K: 1 S: 14	H: 3 LOB: 2 BB: 2 P: 27	R: 0 E: 0 K: 0 S: 7	H: 1 LOB: 1 BB: 0 P: 14	R: 1 E: 1 K: 0 S: 10	H: 1 LOB: 1 BB: 0 P: 17	1B: 9 2B: 3 3B: 0 HR: 1	SF: 1 SAC: 0 DP: 0 HBP: 0	WP: 0 PB: 0 SB: 0 CS: 0	PA: 45					
<b>PITCHER</b>	IP	WLS	BF	H	R	ER	SO	BB	IBB	HBP	BLK	WP	HR	S	P	ERA	WHIP										
Josh Towers, R ERA: 3.76 (1, 1)	4.1	L	21	7	5	5	1	1	0	0	0	0	0	46	70	10.38	1.846										
37 Scott Downs, L ERA: 2.08 (5, 1)	1.1		6	1	0	0	0	1	0	0	0	0	0	10	22	0.00	1.500										
Vinnie Chulk, R ERA: 4.15 (6, 1)	1.1		9	3	3	3	1	1	1	0	0	0	1	16	30	20.25	3.000										
54 Jason Frasor, R ERA: 3.44 (8, 1)	1.0		4	1	0	0	0	0	0	0	0	0	0	7	14	0.00	1.000										
Miguel Batista, R ERA: 1.89 (9, 1)	1.0		5	1	1	0	0	0	0	0	0	0	0	10	17	0.00	1.000										

Washington Nationals @ Toronto Blue Jays  
Rogers Centre, Toronto, ON  
Sun May 22 2005, 1:07 PM EDT  
Att. 28,408 - Partly Cloudy - 54 F

AB	40
R	9
H	13
RBI	9
BB	4
SO	2
LOB	17





Batter	1	2	3	4	5	6	7	8	9	AB	R	H	RBI	BB	SO	LOB
--------	---	---	---	---	---	---	---	---	---	----	---	---	-----	----	----	-----

<b>Orlando Hudson, S</b> (1, 4) <small>OBP: 0.331, SLG: 0.392</small> <b>Frank Menechino, R</b> (8, 4) <small>OBP: 0.356, SLG: 0.295</small>	1-2 		0-2 		2-0 			1-1 		3	0	0	0	0	0	2
<b>3 Reed Johnson, R</b> (1, 7) <small>OBP: 0.381, SLG: 0.424</small>	2-2 			0-0 	1-0 			0-0 		4	0	0	0	0	0	2
<b>15 Alex Rios, R</b> (1, 9) <small>OBP: 0.339, SLG: 0.454</small>	1-1 			4-1 			1-2 	2-1 		3	1	0	0	1	0	1
<b>Shea Hillenbrand, R</b> (1, 10) <small>OBP: 0.388, SLG: 0.488</small>		0-2 		2-0 			1-1 	0-1 		4	1	1	2	0	0	1
<b>10 Vernon Wells, R</b> (1, 8) <small>OBP: 0.277, SLG: 0.405</small> <b>Andy Dominique, R</b> (9, PH)		0-1 		3-3 			3-1 	0-1 		3	0	0	0	0	1	0
<b>Eric Hinske, L</b> (1, 3) <small>OBP: 0.360, SLG: 0.469</small>		0-0 		3-2 			1-0 	1-0 		4	0	2	0	0	0	0
<b>2 Aaron Hill, R</b> (1, 5) <small>OBP: 0.500, SLG: 0.750</small>			0-1 	3-2 			1-0 	2-2 		4	0	2	0	0	0	1
<b>8 Russ Adams, L</b> (1, 6) <small>OBP: 0.299, SLG: 0.385</small>			2-2 		0-0 		0-1 	2-1 		4	0	1	0	0	0	3
<b>Ken Huckaby, R</b> (1, 2) <small>OBP: 0.227, SLG: 0.175</small>			0-0 		0-0 		3-3 	1-0 		4	0	0	0	0	1	5

<b>Inning Stats</b>	R: 0 E: 0 K: 0 S: 9	H: 0 LOB: 0 BB: 0 P: 13	R: 0 E: 0 K: 0 S: 6	H: 0 LOB: 0 BB: 0 P: 6	R: 0 E: 0 K: 0 S: 9	H: 1 LOB: 1 BB: 0 P: 11	R: 2 E: 0 K: 1 S: 13	H: 2 LOB: 1 BB: 1 P: 28	R: 0 E: 1 K: 0 S: 4	H: 0 LOB: 1 BB: 0 P: 7	R: 0 E: 0 K: 0 S: 7	H: 0 LOB: 0 BB: 0 P: 12	R: 0 E: 0 K: 1 S: 10	H: 1 LOB: 1 BB: 0 P: 15	R: 0 E: 0 K: 0 S: 7	H: 1 LOB: 1 BB: 0 P: 10	R: 0 E: 0 K: 0 S: 9	H: 2 LOB: 2 BB: 0 P: 15	1B: 5 2B: 1 3B: 0 HR: 1	SF: 0 SAC: 0 DP: 0 HBP: 0	WP: 0 PB: 0 SB: 0 CS: 0	PA: 36
---------------------	------------------------------	----------------------------------	------------------------------	---------------------------------	------------------------------	----------------------------------	-------------------------------	----------------------------------	------------------------------	---------------------------------	------------------------------	----------------------------------	-------------------------------	----------------------------------	------------------------------	----------------------------------	------------------------------	----------------------------------	----------------------------------	------------------------------------	----------------------------------	--------

PITCHER	IP	WLS	BF	H	R	ER	SO	BB	IBB	HBP	BLK	WP	HR	S	P	ERA	WHIP
<b>Tomo Ohka, R</b> (1, 1) <small>ERA: 3.71</small>	8.0	W	31	5	2	2	2	1	0	0	0	0	1	65	102	2.25	0.750
<b>Gary Majewski, R</b> (9, 1) <small>ERA: 1.53</small>	1.0		5	2	0	0	0	0	0	0	0	0	0	9	15	0.00	2.000

**BOTTOM**

Washington Nationals @ Toronto Blue Jays  
 Rogers Centre, Toronto, ON  
 Sun May 22 2005, 1:07 PM EDT  
 Att. 28,408 - Partly Cloudy - 54 F

[livebaseballscorecards.com](http://livebaseballscorecards.com)

<b>AB</b>	35
<b>R</b>	2
<b>H</b>	7
<b>RBI</b>	2
<b>BB</b>	1
<b>SO</b>	2
<b>LOB</b>	15



Batter	1	2	3	4	5	6	7	8	9	AB R H RBI BB SO LOB	TOP																								
18 Johnny Damon, L (1, 8) OBP: 0.413, SLG: 0.464	4-1 1B 34 S G4-6-3 BB		2-0 FC3-6 FC5-2 34 1B 1-2f 2-3		1-3 K		0-1 FC4-6 1-2f		0-1 L4	4 2 0 0 1 1 4																									
Edgar Renteria, R (1, 6) OBP: 0.297, SLG: 0.350	3-1 34 G4-6-3 1B		0-1 FC5-2 34 1B 1-3 3-H		2-1 G5-3		1-2 34 1B 3B			4 2 2 0 0 0 2																									
34 David Ortiz, L (1, 10) OBP: 0.373, SLG: 0.562	2-2 G4-6-3 1-2f 3-H		2-0 2B 1B 2-H 3-H		3-2 P2		0-0 G4-3 1B			4 0 2 3 0 0 1																									
Manny Ramirez, R (1, 7) OBP: 0.353, SLG: 0.529	1-0 L6		1-1 2B 1-H		1-1 G6-3		1-2 L4			4 0 1 0 0 0 1																									
Trot Nixon, L (1, 9) OBP: 0.413, SLG: 0.516		0-1 F7		2-1 G3		2-0 G4-3 HR 1B		1-0 G4-3		4 1 1 0 0 0 1																									
Jason Varitek, S (1, 2) OBP: 0.387, SLG: 0.594		3-2 G6-4-3 1B		1-3 K		0-1 G4-3		2-3 K		4 0 1 0 0 2 2																									
Kevin Millar, R (1, 3) OBP: 0.341, SLG: 0.322		1-0 G6-4-3 1-2f		1-3 K		3-2 P4		0-0 G4-3		4 0 0 0 0 1 2																									
Bill Mueller, S (1, 5) OBP: 0.405, SLG: 0.398 20 Kevin Youkilis, R (9, PR) OBP: 0.463, SLG: 0.441 (9, 5)		2-2 18 FC3-6 BB FC5-2 1B		0-1 G6-3		1-0 G4-3 HR		2-1 HBP		3 1 2 2 0 0 0 0 0 0 0 0 0 0																									
Mark Bellhorn, S (1, 4) OBP: 0.346, SLG: 0.377	1-2 18 FC3-6 BB		4-1 18 FC3-6 BB		1-0 G5-3		3-1 18 FC4-6 1B		1-1 P3	3 0 1 0 1 0 1																									
Inning Stats	R: 1 H: 1 E: 0 LOB: 0 K: 0 BB: 1 S: 10 P: 20	R: 0 H: 1 E: 0 LOB: 0 K: 0 BB: 0 S: 9 P: 13	R: 2 H: 3 E: 0 LOB: 2 K: 0 BB: 1 S: 10 P: 21	R: 0 H: 0 E: 0 LOB: 0 K: 2 BB: 0 S: 8 P: 12	R: 0 H: 0 E: 0 LOB: 0 K: 1 BB: 0 S: 6 P: 8	R: 0 H: 0 E: 0 LOB: 0 K: 0 BB: 0 S: 7 P: 13	R: 2 H: 3 E: 0 LOB: 1 K: 0 BB: 0 S: 12 P: 21	R: 1 H: 2 E: 0 LOB: 1 K: 1 BB: 0 S: 12 P: 17	R: 0 H: 0 E: 0 LOB: 1 K: 0 BB: 0 S: 6 P: 9	1B: 7 SF: 0 2B: 1 SAC: 0 3B: 1 DP: 2 HR: 1 HBP: 1	WP: 0 PA: 37 PB: 0 SB: 1 CS: 0																								
PITCHER	IP WLS BF H R ER SO BB IBB HBP BLK WP HR S P ERA WHIP											PITCHER	IP WLS BF H R ER SO BB IBB HBP BLK WP HR S P ERA WHIP																						
Dave Bush, R (1, 1) ERA: 4.99	3.0																																		
37 Scott Downs, L (4, 1) ERA: 3.38	3.2																																		
54 Jason Frasor, R (7, 1) ERA: 3.79	0.2																																		
Scott Schoeneweis, L (8, 1) ERA: 4.8	0.1																																		
Miguel Batista, R (8, 1) ERA: 1.77	1.1	W																																	

Boston Red Sox @ Toronto Blue Jays  
Rogers Centre, Toronto, ON

Tue May 24 2005, 7:07 PM EDT  
Att. 34,280 - Roof Closed - 68 F

livebaseballscorecards.com

AB 34  
R 6  
H 10  
RBI 5  
BB 2  
SO 4  
LOB 14



Batter	1	2	3	4	5	6	7	8	9	AB R H RBI BB SO LOB
3 Reed Johnson, R OBP: 0.382, SLG: 0.489 (1, 7)	P4		G6-3	F8			HR		HR	5 2 2 5 0 0 2
Frank Menechino, R OBP: 0.339, SLG: 0.277 (1, 10) Eric Hinske, L OBP: 0.364, SLG: 0.473 (7, PH) (8, 10)	K		G5-3		F9		1B			3 0 0 0 0 1 1 1 0 1 0 0 0 0
15 Alex Rios, R OBP: 0.337, SLG: 0.455 (1, 9)	G5-3			2B	K		G5-3			4 0 1 0 0 1 1
Shea Hillenbrand, R OBP: 0.380, SLG: 0.477 (1, 3)		L5		FC6-5 10 E 10 S 2 3B	P3			G5-3		4 1 0 0 0 0 1
10 Vernon Wells, R OBP: 0.282, SLG: 0.404 (1, 8)		1B		BB		P4		P4		3 1 1 0 1 0 0
2 Aaron Hill, R OBP: 0.438, SLG: 0.750 (1, 5)		FC4-6 9 FC6-4		HR		G4-3		G3		4 1 1 2 0 0 1
9 Gregg Zaun, S OBP: 0.385, SLG: 0.474 (1, 2)		FC6-4		HR		G6-3			G6-3	4 1 1 2 0 0 1
Orlando Hudson, S OBP: 0.330, SLG: 0.389 (1, 4)			F9	G6-3		F9			BB 3 HR 1B	4 1 1 0 0 0 0
John McDonald, R OBP: 0.377, SLG: 0.388 (1, 6)			G6-3	1B		HR 3 HR 1B			BB 3 HR BB	3 2 3 0 1 0 0

Inning Stats	R: 0 E: 0 K: 1 S: 10	H: 0 LOB: 0 BB: 0 P: 13	R: 0 E: 0 K: 0 S: 8	H: 1 LOB: 1 BB: 0 P: 11	R: 0 E: 0 K: 0 S: 8	H: 1 LOB: 1 BB: 0 P: 12	R: 4 E: 0 K: 0 S: 13	H: 4 LOB: 1 BB: 1 P: 23	R: 0 E: 0 K: 1 S: 5	H: 0 LOB: 0 BB: 0 P: 7	R: 0 E: 0 K: 0 S: 7	H: 0 LOB: 0 BB: 0 P: 9	R: 2 E: 0 K: 0 S: 12	H: 3 LOB: 0 BB: 0 P: 20	R: 0 E: 0 K: 0 S: 6	H: 0 LOB: 0 BB: 0 P: 9	R: 3 E: 0 K: 0 S: 9	H: 2 LOB: 0 BB: 1 P: 15	1B: 5 2B: 2 3B: 1 HR: 3	SF: 0 SAC: 0 DP: 0 HBP: 0
--------------	-------------------------------	----------------------------------	------------------------------	----------------------------------	------------------------------	----------------------------------	-------------------------------	----------------------------------	------------------------------	---------------------------------	------------------------------	---------------------------------	-------------------------------	----------------------------------	------------------------------	---------------------------------	------------------------------	----------------------------------	----------------------------------	------------------------------------

PITCHER	IP	WLS	BF	H	R	ER	SO	BB	IBB	HBP	BLK	WP	HR	S	P	ERA	WHIP
David Wells, L ERA: 6.81 (1, 1)	6.1		27	7	5	5	2	1	0	0	0	0	1	56	84	7.11	1.263
50 Mike Timlin, R ERA: 1.19 (7, 1)	1.2	B	6	2	1	1	0	0	0	0	0	0	1	13	20	5.40	1.200
Alan Embree, L ERA: 5.03 (9, 1)	0.1	L	4	2	3	3	0	1	0	0	0	0	1	9	15	81.00	9.000

**BOTTOM**

**Boston Red Sox @ Toronto Blue Jays**  
Rogers Centre, Toronto, ON


Tue May 24 2005, 7:07 PM EDT  
Att: 34,280 - Roof Closed - 68 F

livebaseballscorecards.com

AB	35
R	9
H	11
RBI	9
BB	2
SO	2
LOB	7



WP	PA	ERA	WHIP
0	37		
0			
1			
1			

Batter	1	2	3	4	5	6	7	8	9	AB R H RBI BB SO LOB	TOP			
18 Johnny Damon, L (1, 8) OBP: 0.405, SLG: 0.454	0-0 F9		3-2 F8		0-2 K		0-2 G5-3			4 0 0 1 0 1 2				
Edgar Renteria, R (1, 6) OBP: 0.296, SLG: 0.347	0-1 F9		0-2 F9		0-0 F9		0-0 G5-3			4 0 1 0 0 0 2				
34 David Ortiz, L (1, 10) OBP: 0.371, SLG: 0.552	0-2 G3		2-2 F7							3 0 0 0 1 0 1				
Manny Ramirez, R (1, 7) OBP: 0.346, SLG: 0.516		0-0 F9		2-2 E3		4-1 G5-4-3		0-0 F7		4 0 0 0 0 0 1				
Jason Varitek, S (1, 2) OBP: 0.383, SLG: 0.582		4-0 BLK		1-3 K		0-0 G5-4-3		0-1 F8		3 0 0 0 1 2 1				
Kevin Miller, R (1, 3) OBP: 0.333, SLG: 0.314		2-2 G5-3		1-1 F9		1-3 K		1-0 G6-3		4 0 0 0 0 0 2				
Bill Mueller, S (1, 5) OBP: 0.414, SLG: 0.400		2-0 HBP		4-2 BB		0-1 G6-3		0-0 G5-3		2 1 1 0 1 0 0				
Trot Nixon, L (1, 9) OBP: 0.409, SLG: 0.508	2-2 G3		1-2 BB		1-2 F7		2-1 1B		2-1 G1-3	4 0 1 0 0 0 4	AB 31 R 1 H 4 RBI 1 BB 3 SO 4 LOB 13			
Mark Bellhorn, S (1, 4) OBP: 0.346, SLG: 0.376			0-3 K		2-1 P6		0-1 G5-3		2-2 P4	3 0 1 0 0 1 0				
<b>Inning Stats</b>	R: 0 E: 0 K: 0 S: 6 H: 0 LOB: 0 BB: 0 P: 6	R: 0 E: 0 K: 0 S: 9 H: 0 LOB: 2 BB: 1 P: 19	R: 0 E: 0 K: 1 S: 13 H: 1 LOB: 1 BB: 0 P: 18	R: 0 E: 1 K: 1 S: 15 H: 0 LOB: 2 BB: 1 P: 24	R: 0 E: 0 K: 1 S: 8 H: 0 LOB: 0 BB: 0 P: 10	R: 0 E: 0 K: 1 S: 6 H: 0 LOB: 0 BB: 1 P: 11	R: 1 E: 0 K: 0 S: 12 H: 3 LOB: 2 BB: 0 P: 15	R: 0 E: 0 K: 0 S: 4 H: 0 LOB: 0 BB: 0 P: 5	R: 0 E: 0 K: 0 S: 6 H: 0 LOB: 0 BB: 0 P: 10	1B: 4 2B: 0 3B: 0 HR: 0 SF: 0 SAC: 0 DP: 1 HBP: 1	WP: 0 PB: 0 SB: 0 CS: 0 PA: 35			
<b>PITCHER</b>	IP WLS BF H R ER SO BB IBB HBP BLK WP HR S P ERA WHIP												<b>PITCHER</b>	IP WLS BF H R ER SO BB IBB HBP BLK WP HR S P ERA WHIP
Ted Lilly, L (1, 1) ERA: 7.59	6.2 W 28 4 1 1 4 3 0 1 1 0 0 68 102 1.35 1.050													
Vinnie Chulk, R (7, 1) ERA: 3.91	1.1 H 4 0 0 0 0 0 0 0 0 0 0 5 6 0.00 0.000													
Justin Speier, R (9, 1) ERA: 4.3	1.0 3 0 0 0 0 0 0 0 0 0 0 6 10 0.00 0.000													

**Boston Red Sox @ Toronto Blue Jays**  
**Rogers Centre, Toronto, ON**  
 Wed May 25 2005, 7:07 PM EDT  
 Att. 23,221 - Clear - 77 F

[livebaseballscorecards.com](http://livebaseballscorecards.com)

Batter	1	2	3	4	5	6	7	8	9	AB R H RBI BB SO LOB
3 Reed Johnson, R (1, 7) OBP: 0.396, SLG: 0.505	2-2 9 PB E 1B HBP	3-2 G6-3			1-0 E1 SF9 1B		2-2 F8 2B			3 2 2 1 0 0 1
Orlando Hudson, S (1, 4) OBP: 0.322, SLG: 0.382	0-0 E3 9 PB 1B G5-4-3		1-1 F7		2-2 SF9		0-2 F8 2B			3 1 0 1 0 0 2
9 Gregg Zaun, S (1, 2) OBP: 0.380, SLG: 0.465	3-2 G5-4-3 1B		1-2 G4-3		0-0 G3-1		0-2 G3-1			4 0 1 1 0 0 1
Shea Hillenbrand, R (1, 5) OBP: 0.372, SLG: 0.467	1-1 G5-4-3 1-2f 3-H		0-1 F7		1-1 P5		0-0 L7			4 0 0 0 0 0 1
Eric Hinske, L (1, 3) OBP: 0.361, SLG: 0.467	0-0 G4-3			0-2 10 G5-4-3 1B		1-1 G3		3-3 K		4 0 1 0 0 1 0
10 Vernon Wells, R (1, 8) OBP: 0.281, SLG: 0.406		2-1 2 2B		2-2 G5-4-3 1-2f		2-3 K		2-1 F8		4 1 1 0 0 1 1
2 Aaron Hill, R (1, 10) OBP: 0.474, SLG: 0.778		0-2 F8 2B		2-2 HBP		2-2 G6-3				2 0 1 1 0 0 0
Gabe Gross, L (1, 9) 15 Alex Rios, R (7, PH) (8, 9) OBP: 0.335, SLG: 0.452		2-1 F8		0-0 G4-3			1-1 G4-3			2 0 0 0 0 0 2 1 0 0 0 0 0 0
8 Russ Adams, L (1, 6) OBP: 0.308, SLG: 0.421		0-0 L6			1-1 3 E 2B		2-1 3 2B 3B			3 2 2 0 0 0 1

Inning Stats	R: 2	H: 1	E: 1	K: 0	S: 9	LOB: 0	BB: 15	P: 15
	R: 1	H: 2	E: 0	K: 0	S: 13	LOB: 1	BB: 20	P: 20
	R: 0	H: 0	E: 0	K: 0	S: 7	LOB: 0	BB: 9	P: 9
	R: 0	H: 1	E: 0	K: 0	S: 11	LOB: 1	BB: 15	P: 15
	R: 2	H: 2	E: 1	K: 0	S: 11	LOB: 0	BB: 16	P: 16
	R: 0	H: 0	E: 0	K: 1	S: 10	LOB: 0	BB: 15	P: 15
	R: 1	H: 2	E: 0	K: 0	S: 13	LOB: 1	BB: 18	P: 18
	R: 0	H: 0	E: 0	K: 1	S: 6	LOB: 0	BB: 11	P: 11


PITCHER	IP	WLS	BF	H	R	ER	SO	BB	IBB	HBP	BLK	WP	HR	S	P	ERA	WHIP
Bronson Arroyo, R (1, 1) ERA: 3.19	6.0	L	25	6	5	2	1	0	0	0	0	0	0	61	90	3.00	1.000
John Halama, L (7, 1) ERA: 6.56	0.1		2	1	1	1	0	0	0	0	0	0	0	4	7	27.00	3.000
Matt Mantei, R (7, 1) ERA: 2.25	0.2		3	1	0	0	0	0	0	0	0	0	0	9	11	0.00	1.500
Keith Foulke, R (8, 1) ERA: 6.95	1.0		3	0	0	0	1	0	0	0	0	0	0	6	11	0.00	0.000

**BOTTOM**


**Boston Red Sox @ Toronto Blue Jays**  
 Rogers Centre, Toronto, ON  
 Wed May 25 2005, 7:07 PM EDT  
 Att. 23,221 - Clear - 77 F

AB	30
R	6
H	8
RBI	4
BB	0
SO	2
LOB	9

livebaseballscorecards.com



1B: 3	SF: 1	WP: 0	PA: 33
2B: 4	SAC: 0	PB: 1	
3B: 1	DP: 2	SB: 0	
HR: 0	HBP: 2	CS: 0	

Batter	1	2	3	4	5	6	7	8	9	AB R H RBI BB SO LOB	TOP																						
18 Johnny Damon, L (1, 8) OBP: 0.397, SLG: 0.447	1-0 F8		1-2 L7		0-0 SF7		0-0 G4-3			3 0 0 1 0 0 0																							
Edgar Renteria, R (1, 6) OBP: 0.306, SLG: 0.357 Ramón Vázquez, L (7, 6) OBP: 0.267, SLG: 0.279	0-1 34 S 1B		1-0 1B		0-0 P3		2-1 1B			4 0 3 0 0 0 1 0 0 0 0 0 0 0																							
34 David Ortiz, L (1, 10) OBP: 0.363, SLG: 0.540	1-3 K 1-2		1-1 L7		1-0 P2		0-0 G3			4 0 0 0 0 1 4																							
Manny Ramirez, R (1, 7) OBP: 0.339, SLG: 0.503	0-1 F8			3-2 F9		2-0 G5-3		2-1 F9		4 0 0 0 0 0 1																							
Jason Varitek, S (1, 2) OBP: 0.389, SLG: 0.580 10 Shawn Wooten, R (7, 2)		1-2 FC4 1B		3-1 G4-3		4-0 BB 1B BB		1-1 G1		2 0 1 0 1 0 0 1 0 0 0 0 0 0																							
Kevin Millar, R (1, 3) OBP: 0.342, SLG: 0.331		0-0 L5		1-2 1B		2-0 BB 1B		0-0 20 PC 2B		4 0 3 0 0 0 1																							
Bill Mueller, S (1, 5) OBP: 0.413, SLG: 0.394 20 Kevin Youkilis, R (8, PH) OBP: 0.452, SLG: 0.429		2-3 K		1-1 F9		4-2 BB G6-4-3 BB		1-1 PO	3-3	2 0 0 0 1 1 2 1 0 0 0 0 1 0	AB 33 R 1 H 9 RBI 1 BB 2 SO 4 LOB 13																						
Jay Payton, R (1, 9) OBP: 0.259, SLG: 0.297		3-1 FC4 1-2f		3-2 E 18 SF7 1B		0-1 G6-4-3			0-1 G5-3	4 1 1 0 0 0 4																							
Mark Bellhorn, S (1, 4) OBP: 0.344, SLG: 0.372			3-2 P3		0-0 E5 1-3 1B		2-3 K		2-1 P3	4 0 1 0 0 1 0																							
Inning Stats	R: 0 E: 0 K: 1 S: 8	H: 1 LOB: 1 BB: 0 P: 10	R: 0 E: 0 K: 1 S: 11	H: 1 LOB: 1 BB: 0 P: 17	R: 0 E: 0 K: 0 S: 9	H: 1 LOB: 1 BB: 0 P: 15	R: 0 E: 0 K: 0 S: 10	H: 1 LOB: 1 BB: 0 P: 18	R: 1 E: 1 K: 0 S: 7	H: 2 LOB: 1 BB: 0 P: 11	R: 0 E: 0 K: 0 S: 8	H: 1 LOB: 2 BB: 2 P: 20	R: 0 E: 0 K: 1 S: 7	H: 1 LOB: 1 BB: 0 P: 11	R: 0 E: 0 K: 0 S: 6	H: 1 LOB: 0 BB: 0 P: 10	R: 0 E: 0 K: 1 S: 9	H: 0 LOB: 0 BB: 0 P: 14	1B: 8 2B: 1 3B: 0 HR: 0	SF: 1 SAC: 0 DP: 1 HBP: 0	WP: 0 PB: 0 SB: 1 CS: 0	PA: 37											
PITCHER 39 Gustavo Chacin, L (1, 1) ERA: 3.34 Pete Walker, R (7, 1) ERA: 1.42	IP 6.0	WLS W	BF 26	H 7	R 1	ER 0	SO 2	BB 2	IBB 0	HBP 0	BLK 0	WP 0	HR 0	S 53	P 91	ERA 0.00	WHIP 1.500																
											PITCHER	IP	WLS	BF	H	R	ER	SO	BB	IBB	HBP	BLK	WP	HR	S	P	ERA	WHIP					

**Boston Red Sox @ Toronto Blue Jays**  
 Rogers Centre, Toronto, ON  
 Thu May 26 2005, 7:07 PM EDT  
 Att. 26,255 - Cloudy - 73 F

livebaseballscorecards.com

Batter	1	2	3	4	5	6	7	8	9
<b>3 Reed Johnson, R</b> OBP: 0.391, SLG: 0.515 (1, 7)	 L6			 C X		 B F F F X			
<b>Orlando Hudson, S</b> OBP: 0.321, SLG: 0.381 (1, 4)	 3-H	 0-2		 X			 X		
<b>15 Alex Rios, R</b> OBP: 0.328, SLG: 0.441 (1, 9)	 1-1	 3-3			 B B C C X		 1-2		
<b>Shea Hillenbrand, R</b> OBP: 0.380, SLG: 0.470 (1, 5) (9, 3)	 4-2	 1-1			 X		 B B C C X		
<b>Eric Hinske, L</b> OBP: 0.360, SLG: 0.484 <b>Frank Menechino, R</b> OBP: 0.351, SLG: 0.277 (8, PH) (9, 5)	 1-H	 0-1			 B B F F X			 3-1	
<b>10 Vernon Wells, R</b> OBP: 0.281, SLG: 0.399 (1, 8)	 4-0		 C X			 C X		 X	
<b>9 Gregg Zaun, S</b> OBP: 0.384, SLG: 0.476 (1, 2)	 1 SAFE 1 SAFE	 2-2		 1-2		 3-1		 0-1	
<b>2 Aaron Hill, R</b> OBP: 0.478, SLG: 0.700 (1, 10)	 4-0		 B B X			 1-2		 4-2	
<b>8 Russ Adams, L</b> OBP: 0.315, SLG: 0.432 (1, 6)	 1-H 2-H 3-H			 1-2		 2-H		 1-2	

Inning Stats	R: 6	H: 4	E: 0	LOB: 1	K: 0	S: 24	R: 1	H: 2	E: 0	LOB: 0	K: 1	S: 13	R: 0	H: 0	E: 0	LOB: 0	K: 0	S: 6	R: 0	H: 1	E: 0	LOB: 0	K: 0	S: 6	R: 1	H: 2	E: 0	LOB: 1	K: 0	S: 12	R: 0	H: 0	E: 0	LOB: 0	K: 0	S: 7	R: 0	H: 0	E: 0	LOB: 0	K: 0	S: 10	R: 0	H: 0	E: 0	LOB: 2	K: 0	S: 10	1B: 5	SF: 1	2B: 2	SAC: 0	3B: 1	DP: 1	HR: 1	HBP: 1	WP: 0	PA: 36
--------------	------	------	------	--------	------	-------	------	------	------	--------	------	-------	------	------	------	--------	------	------	------	------	------	--------	------	------	------	------	------	--------	------	-------	------	------	------	--------	------	------	------	------	------	--------	------	-------	------	------	------	--------	------	-------	-------	-------	-------	--------	-------	-------	-------	--------	-------	--------

PITCHER	IP	WLS	BF	H	R	ER	SO	BB	IBB	HBP	BLK	WP	HR	S	P	ERA	WHIP
<b>Wade Miller, R</b> ERA: 6.16 (1, 1)	2.0	L	14	6	7	7	1	3	0	0	0	0	1	37	60	31.50	4.500
<b>Geremi Gonzalez, R</b> ERA: 6.65 (3, 1)	4.0		14	3	1	1	0	0	0	0	0	0	0	31	45	2.25	0.750
<b>Alan Embree, L</b> ERA: 4.79 (7, 1)	1.0		3	0	0	0	0	0	0	0	0	0	0	7	11	0.00	0.000
<b>Mike Myers, L</b> ERA: 2.7 (8, 1)	1.0		5	0	0	0	0	1	0	1	0	0	0	10	18	0.00	1.000

**BOTTOM**

**Boston Red Sox @ Toronto Blue Jays**  
Rogers Centre, Toronto, ON

Thu May 26 2005, 7:07 PM EDT  
Att. 26,255 - Cloudy - 73 F

livebaseballscorecards.com

<b>AB</b>	<b>30</b>
<b>R</b>	<b>8</b>
<b>H</b>	<b>9</b>
<b>RBI</b>	<b>8</b>
<b>BB</b>	<b>4</b>
<b>SO</b>	<b>1</b>
<b>LOB</b>	<b>9</b>

Batter	1	2	3	4	5	6	7	8	9	AB R H RBI BB SO LOB	TOP											
Shannon Stewart, R (1, 7) OBP: 0.353, SLG: 0.423	2-2 1B 20 E 8 1B	3-1 HR	1-0 L5		2-2 1B		1-2 1B			5 2 4 1 0 0 0												
8 Nick Punto, S (1, 4) OBP: 0.356, SLG: 0.417	0-0 1B 20 E	0-0 1B 20 1B	2-0 3B		1-0 F7		0-0 P6			5 1 3 0 0 0 2												
20 Lew Ford, R (1, 10) OBP: 0.362, SLG: 0.399	1-0 E5 1B 1-2 2-3	2-1 1B	2-0 F8		0-1 E 1B		1-3 K			5 0 2 0 0 1 3												
33 Justin Moreau, L (1, 3) OBP: 0.362, SLG: 0.569	3-2 L4	1-3 K		0-0 P4		1-0 F9		4-0 BB		4 0 0 0 1 1 6												
Torii Hunter, R (1, 8) OBP: 0.318, SLG: 0.418	1-3 K		0-2 1B WP 2B	0-1 FC5-4 1B		1-1 F8		0-2 F8		5 1 2 0 0 1 5												
Jacque Jones, L (1, 9) OBP: 0.385, SLG: 0.449	1-2 1B 1-3 2-H 3-H		0-0 55 1B WP	0-3 K		1-0 E6		2-3 K		5 1 2 2 0 2 3												
Terry Tiffee, S (1, 5) OBP: 0.250, SLG: 0.322	0-1 G6-3		1-3 K2-3	1-1 FC5-4		0-1 F7			0-0 55 G4-6-3 1B	5 0 1 0 0 1 6												
55 Mike Redmond, R (1, 2) OBP: 0.383, SLG: 0.341		1-1 G4-3	2-2 HR 1B		0-0 F9		2-2 F9		0-1 G4-6-3	5 1 1 1 0 0 1												
Juan Castro, R (1, 6) OBP: 0.296, SLG: 0.390		2-1 G5-3	0-0 HR		2-1 G1-3		1-1 P4		0-1 G6-3	5 1 1 2 0 0 0												
<b>Inning Stats</b>	R: 2 E: 1 K: 1 S: 20	H: 3 LOB: 2 BB: 0 P: 28	R: 1 E: 0 K: 1 S: 13	H: 3 LOB: 2 BB: 0 P: 21	R: 4 E: 0 K: 1 S: 15	H: 5 LOB: 1 BB: 0 P: 23	R: 0 E: 0 K: 1 S: 8	H: 1 LOB: 1 BB: 0 P: 9	R: 0 E: 0 K: 0 S: 7	H: 1 LOB: 1 BB: 0 P: 12	R: 0 E: 1 K: 0 S: 8	H: 1 LOB: 2 BB: 0 P: 11	R: 0 E: 0 K: 0 S: 10	H: 1 LOB: 1 BB: 0 P: 14	R: 0 E: 0 K: 2 S: 9	H: 0 LOB: 1 BB: 1 P: 16	R: 0 E: 0 K: 0 S: 5	H: 1 LOB: 0 BB: 0 P: 5	1B: 12 2B: 1 3B: 1 HR: 2	SF: 0 SAC: 0 DP: 1 HBP: 0	WP: 1 PB: 0 SB: 0 CS: 0	PA: 45
<b>PITCHER</b>	IP WLS BF H R ER SO BB IBB HBP BLK WP HR S P ERA WHIP																					
Josh Towers, R (1, 1) ERA: 4.14	6.0 L 34 14 7 5 4 0 0 0 0 1 2 71 104 7.50 2.333																					
Justin Speier, R (7, 1) ERA: 4.02	1.0 4 1 0 0 0 0 0 0 0 0 0 10 14 0.00 1.000																					
54 Jason Frasor, R (8, 1) ERA: 3.6	1.0 4 0 0 0 2 1 0 0 0 0 0 9 16 0.00 1.000																					
Scott Schoeneweis, L (9, 1) ERA: 4.5	1.0 3 1 0 0 0 0 0 0 0 0 0 5 5 0.00 1.000																					

Minnesota Twins @ Toronto Blue Jays  
Rogers Centre, Toronto, ON  
Fri May 27 2005, 7:07 PM EDT  
Att. 18,702 - Roof Closed - 68 F

livebaseballscorecards.com

AB	44
R	7
H	16
RBI	6
BB	1
SO	6
LOB	26





Batter	1	2	3	4	5	6	7	8	9	AB	R	H	RBI	BB	SO	LOB
3 Reed Johnson, R OBP: 0.395, SLG: 0.510 (1, 7)	1-0 2B 1B		0-3 K			4-1 G6-4-3 BB		1-1 G6-3		3	1	1	0	1	1	1
Frank Menechino, R OBP: 0.344, SLG: 0.294 (1, 10)	2-1 1-H 2B		2-2 G4-3			1-2 G6-4-3		2-2 G4-3		4	0	1	1	0	0	2
15 Alex Rios, R OBP: 0.326, SLG: 0.436 (1, 9) (8, 8)	3-3 K		3-3 K			2-3 K			2-2 1B	4	0	1	0	0	3	2
Shea Hillenbrand, R OBP: 0.377, SLG: 0.471 (1, 3)	1-3 K			0-0 F9			0-0 10 F9 2 1B 2B		1-2 P5	4	1	1	0	0	1	2
10 Vernon Wells, R OBP: 0.276, SLG: 0.392 Gabe Gross, L (1, 8) (8, 9)	1-0 F8			2-1 F8			0-1 F9		1-0 P6	3	0	0	0	0	0	2
2 Aaron Hill, R OBP: 0.444, SLG: 0.625 (1, 5)				2-3 K			1-0 1B		0-1 G6-3	1	0	0	0	0	0	1
9 Gregg Zaun, S OBP: 0.378, SLG: 0.467 Ken Huckaby, R OBP: 0.222, SLG: 0.171 (1, 2) (7, 2)					3-3 K		1-3 K			2	0	0	0	0	1	0
Orlando Hudson, S OBP: 0.316, SLG: 0.374 (1, 4)					2-2 P3		1-1 P6			1	0	0	0	0	1	1
John McDonald, R OBP: 0.375, SLG: 0.373 (1, 6)			4-2 G4-3 BB			0-0 G6-3		0-2 P3		3	0	0	0	0	0	1

Inning Stats	R: 1	H: 2	E: 0	K: 2	S: 12	LOB: 1	BB: 0	P: 20	R: 0	H: 0	E: 0	K: 0	S: 6	LOB: 0	BB: 0	P: 8	R: 0	H: 0	E: 0	K: 2	S: 12	LOB: 1	BB: 1	P: 21	R: 0	H: 0	E: 0	K: 1	S: 7	LOB: 0	BB: 0	P: 11	R: 0	H: 0	E: 0	K: 1	S: 9	LOB: 0	BB: 0	P: 14	R: 1	H: 2	E: 0	K: 1	S: 10	LOB: 1	BB: 0	P: 13	R: 0	H: 0	E: 0	K: 0	S: 9	LOB: 0	BB: 0	P: 12	R: 0	H: 1	E: 0	K: 0	S: 10	LOB: 1	BB: 0	P: 14	1B: 3	2B: 2	3B: 0	HR: 0	SF: 0	SAC: 0	DP: 1	HBP: 0	WP: 0	PB: 0	SB: 0	CS: 0	PA: 33
PITCHER	IP	WLS	BF	H	R	ER	SO	BB	IBB	HBP	BLK	WP	HR	S	P	ERA	WHIP																																																												
Johan Santana, L ERA: 3.7 (1, 1)	7.0	W	26	4	2	2	8	2	0	0	0	0	0	63	101	2.57	0.857																																																												
54 Matt Guerrier, R ERA: 3.18 (8, 1)	2.0		7	1	0	0	0	0	0	0	0	0	0	19	26	0.00	0.500																																																												

BOTTOM

Minnesota Twins @ Toronto Blue Jays  
Rogers Centre, Toronto, ON  
Fri May 27 2005, 7:07 PM EDT  
Att. 18,702 - Roof Closed - 68 F

livebaseballscores.com

AB	31
R	2
H	5
RBI	2
BB	2
SO	8
LOB	13



Batter	1	2	3	4	5	6	7	8	9	AB R H RBI BB SO LOB	TOP											
Shannon Stewart, R (1, 7) OBP: 0.356, SLG: 0.439	1-2 G6-3	2-0 1-2 2-H 1B			1-1 HR		3-2 P6			4 1 2 2 0 0 0												
8 Nick Punto, S (1, 4) OBP: 0.352, SLG: 0.411	2-2 20 FC5-4 1B	0-3 K			0-1 G1-3			0-3 K		4 0 1 0 0 2 2												
20 Lew Ford, R (1, 10) OBP: 0.354, SLG: 0.389	1 SAFE FC5-4 1-2f	0-1			1-0 P4			1-1 G5-3		4 0 0 0 0 0 1												
33 Justin Moreau, L (1, 3) OBP: 0.352, SLG: 0.551	2-2 P4				0-0 G1-3			0-0 P6		4 0 0 0 0 0 1												
Torii Hunter, R (1, 8) OBP: 0.311, SLG: 0.408		0-1 G6-3			1-1 F8			0-3 K		4 0 0 0 0 1 0												
Jacque Jones, L (1, 9) OBP: 0.376, SLG: 0.437		2-0 G1-3			0-0 G3			3-3 K		4 0 0 0 0 2 0												
5 Michael Cuddyer, R (1, 5) OBP: 0.320, SLG: 0.368		4-2 55 PB 55 E BB			2-0 55 CS 1B			1-3 K		3 1 1 0 1 1 0												
55 Mike Redmond, R (1, 2) OBP: 0.360, SLG: 0.318		1-1 E3 1B 1-H 1B			3-2 G5-3 1-2			1-1 F8		3 1 0 0 0 0 1												
Juan Castro, R (1, 6) OBP: 0.310, SLG: 0.438		1-1 1B 1-2 1B			1-2 HR			2-2 G1-3		3 1 2 1 0 0 0												
<b>Inning Stats</b>	R: 0 E: 0 K: 0 S: 13	H: 1 LOB: 1 BB: 0 P: 18	R: 2 E: 1 K: 1 S: 15	H: 2 LOB: 2 BB: 1 P: 25	R: 0 E: 0 K: 0 S: 6	H: 0 LOB: 0 BB: 0 P: 12	R: 0 E: 0 K: 0 S: 6	H: 1 LOB: 0 BB: 0 P: 10	R: 2 E: 0 K: 0 S: 10	H: 2 LOB: 0 BB: 0 P: 13	R: 0 E: 0 K: 1 S: 9	H: 0 LOB: 0 BB: 0 P: 16	R: 0 E: 0 K: 0 S: 8	H: 0 LOB: 0 BB: 0 P: 14	R: 0 E: 0 K: 1 S: 6	H: 0 LOB: 0 BB: 0 P: 7	R: 0 E: 0 K: 3 S: 10	H: 0 LOB: 0 BB: 0 P: 14	1B: 4 2B: 0 3B: 0 HR: 2	SF: 0 SAC: 0 DP: 0 HBP: 0	WP: 0 PB: 1 SB: 0 CS: 1	PA: 34
<b>PITCHER</b>	IP WLS BF H R ER SO BB IBB HBP BLK WP HR S P ERA WHIP																					
Dave Bush, R (1, 1) ERA: 4.89	4.2 L 21 6 4 2 1 1 0 0 0 0 2 49 77 3.86 1.500																					
37 Scott Downs, L (5, 1) ERA: 2.38	3.1 10 0 0 0 2 0 0 0 0 0 0 24 38 0.00 0.000																					
Miguel Batista, R (9, 1) ERA: 1.69	1.0 3 0 0 0 3 0 0 0 0 0 0 10 14 0.00 0.000																					

Minnesota Twins @ Toronto Blue Jays  
Rogers Centre, Toronto, ON  
Sat May 28 2005, 4:07 PM EDT  
Att. 29,263 - Roof Closed - 68 F

livebaseballscorecards.com

AB 33  
R 4  
H 6  
RBI 3  
BB 1  
SO 6  
LOB 5



Batter	1	2	3	4	5	6	7	8	9	AB	R	H	RBI	BB	SO	LOB
<b>3 Reed Johnson, R</b> OBP: 0.390, SLG: 0.500 (1, 7)	1-2 G1-3		2-2 1B			0-0 G4-3		0-1 G1-3		4	0	1	1	0	0	0
<b>Orlando Hudson, S</b> OBP: 0.314, SLG: 0.377 (1, 4)	3-2 G1-3		1-1 G6-3			2-1 15 G6-3 2B		1-3 K		4	0	1	0	0	1	1
<b>15 Alex Rios, R</b> OBP: 0.319, SLG: 0.426 (1, 9)	0-0 G6-3				0-0 G6-3		2-1 G6-3		3-3 K		4	0	0	0	0	1
<b>Shea Hillenbrand, R</b> OBP: 0.370, SLG: 0.461 (1, 10)		1-2 G4-3			2-3 K		0-0 P3		0-1 P6		4	0	0	0	0	1
<b>Eric Hinske, L</b> OBP: 0.364, SLG: 0.484 (1, 3)		1-3 K			3-2 1B		1-2 F7		3-2 10 E 2 2B 1B		4	1	2	0	0	1
<b>10 Vernon Wells, R</b> OBP: 0.281, SLG: 0.395 (1, 8)		1-2 G6-3			2-3 K		0-1 2 1B 1B		0-0 2 2B 1B		4	1	2	0	0	1
<b>2 Aaron Hill, R</b> OBP: 0.484, SLG: 0.679 (1, 5)			0-0 8 E 3 1B 1B			0-1 F8		0-1 1-2 1B		2-1 2B		4	1	3	2	0
<b>8 Russ Adams, L</b> OBP: 0.305, SLG: 0.417 (1, 6)			0-2 G3			0-0 G3		1-0 F7		2-3 K		4	0	0	0	1
<b>Ken Huckaby, R</b> OBP: 0.213, SLG: 0.163 (1, 2)			0-0 G4-3			1-1 F9		3-1 P3		1-2 P5		2	0	0	0	0
<b>9 Gregg Zaun, S</b> OBP: 0.372, SLG: 0.458 (7, PH)											2	0	0	0	0	0
											2	0	0	0	0	3

Inning Stats	R: 0	H: 0	E: 0	LOB: 0	K: 0	S: 8	P: 12	R: 0	H: 0	E: 0	LOB: 0	K: 1	S: 10	R: 1	H: 2	E: 1	LOB: 1	K: 0	S: 10	R: 0	H: 1	E: 0	LOB: 1	K: 2	S: 13	R: 0	H: 0	E: 0	LOB: 0	K: 0	S: 5	R: 0	H: 1	E: 0	LOB: 1	K: 0	S: 6	R: 0	H: 2	E: 0	LOB: 2	K: 0	S: 11	R: 0	H: 0	E: 0	LOB: 0	K: 2	S: 8	R: 2	H: 3	E: 1	LOB: 1	K: 1	S: 14	1B: 7	SF: 0	2B: 2	SAC: 0	3B: 0	DP: 0	HR: 0	HBP: 0	WP: 0	PA: 36
<b>PITCHER</b>	IP	WLS	BF	H	R	ER	SO	BB	IBB	HBP	BLK	WP	HR	S	P	ERA	WHIP																																																
<b>Kyle Lohse, R</b> ERA: 4.22 (1, 1)	7.0	W	27	6	1	1	3	0	0	0	0	0	0	0	0	1.29	0.857																																																
<b>Juan Rincon, R</b> ERA: 2.66 (8, 1)	1.0	H	3	0	0	0	2	0	0	0	0	0	0	8	12	0.00	0.000																																																
<b>36 Joe Nathan, R</b> ERA: 2.82 (9, 1)	1.0	S	6	3	2	2	1	0	0	0	0	0	0	14	22	18.00	3.000																																																

**BOTTOM**

**Minnesota Twins @ Toronto Blue Jays**  
**Rogers Centre, Toronto, ON**  
 Sat May 28 2005, 4:07 PM EDT  
 Att. 29,263 - Roof Closed - 68 F

<b>AB</b>	<b>36</b>
<b>R</b>	<b>3</b>
<b>H</b>	<b>9</b>
<b>RBI</b>	<b>3</b>
<b>BB</b>	<b>0</b>
<b>SO</b>	<b>6</b>
<b>LOB</b>	<b>12</b>



Batter	1	2	3	4	5	6	7	8	9	AB R H RBI BB SO LOB	TOP									
Shannon Stewart, R (1, 7) OBP: 0.354, SLG: 0.435	2-2 G5-3		1-3 K			3-2 1B			2-2 L9	4 0 1 0 0 1 0										
8 Nick Punto, S (1, 4) OBP: 0.349, SLG: 0.405 (8, 6)	1-0 1B			1-3 K		1-0 G1-3			0-1 G6-3	4 0 1 0 0 1 1										
Matthew LeCroy, R (1, 10) OBP: 0.356, SLG: 0.449	0-2 F8			1-1 G6-3			1-0 P4		0-3 K	4 0 0 0 0 1 1										
33 Justin Moreau, L (1, 3) OBP: 0.345, SLG: 0.538	0-3 K			1-1 G6-3			0-0 G6-3			3 0 0 0 0 1 1										
Torii Hunter, R (1, 8) OBP: 0.307, SLG: 0.401		0-0 P4			0-1 F8		1-3 K			3 0 0 0 0 1 0										
Jacque Jones, L (1, 9) OBP: 0.370, SLG: 0.429		0-3 K			1-3 K			1-1 G1-3		3 0 0 0 0 2 0										
5 Michael Cuddyer, R (1, 5) OBP: 0.320, SLG: 0.363		1-1 P4			0-3 K			2-2 HBP		2 0 0 0 0 1 0										
55 Mike Redmond, R (1, 2) OBP: 0.340, SLG: 0.298			1-1 G6-3			2-2 G1-3		2-3 K		3 0 0 0 0 1 1										
Juan Castro, R (1, 6) OBP: 0.302, SLG: 0.427			0-0 P4			2-3 K		0-0 G5-3		2 0 0 0 0 1 0										
7 Joe Mauer, L (8, PH) OBP: 0.394, SLG: 0.436										1 0 0 0 0 0 1										
38 Luis Antonio Rodriguez, R (8, 4) OBP: 0.286, SLG: 0.286										0 0 0 0 0 0 0										
<b>Inning Stats</b>	R: 0 E: 0 K: 1 S: 10	H: 1 LOB: 1 BB: 0 P: 13	R: 0 E: 0 K: 1 S: 6	H: 0 LOB: 0 BB: 0 P: 7	R: 0 E: 0 K: 1 S: 6	H: 0 LOB: 0 BB: 0 P: 8	R: 0 E: 0 K: 1 S: 8	H: 0 LOB: 0 BB: 0 P: 11	R: 0 E: 0 K: 2 S: 9	H: 0 LOB: 0 BB: 0 P: 10	R: 0 E: 0 K: 1 S: 5	H: 1 LOB: 1 BB: 0 P: 7	R: 0 E: 0 K: 1 S: 9	H: 0 LOB: 1 BB: 0 P: 14	R: 0 E: 0 K: 1 S: 8	H: 0 LOB: 0 BB: 0 P: 10	1B: 2 2B: 0 3B: 0 HR: 0	SF: 0 SAC: 0 DP: 0 HBP: 1	WP: 0 PB: 0 SB: 1 CS: 0	PA: 30
<b>PITCHER</b> 32 Roy Halladay, R (1, 1) ERA: 2.54	IP: 9.0 WLS: W BF: 30 H: 2 R: 0 ER: 0 SO: 10 BB: 0 IBB: 0 HBP: 1 BLK: 0 WP: 0 HR: 0 S: 72 P: 99 ERA: 0.00 WHIP: 0.222											<b>PITCHER</b>	IP: 9.0 WLS: W BF: 30 H: 2 R: 0 ER: 0 SO: 10 BB: 0 IBB: 0 HBP: 1 BLK: 0 WP: 0 HR: 0 S: 72 P: 99 ERA: 0.00 WHIP: 0.222							

Minnesota Twins @ Toronto Blue Jays  
Rogers Centre, Toronto, ON  
Sun May 29 2005, 1:07 PM EDT  
Att. 24,287 - Roof Closed - 68 F

livebaseballscorecards.com

AB	29
R	0
H	2
RBI	0
BB	0
SO	10
LOB	5



Batter	1	2	3	4	5	6	7	8	9
<b>3 Reed Johnson, R</b> OBP: 0.390, SLG: 0.505 (1, 7)	1-2 G5-3		0-0 B1		0-0 2B		0-1 CS 1B	2-2 F6	
<b>Orlando Hudson, S</b> OBP: 0.307, SLG: 0.367 (1, 4)	1-0 G4-3		0-2 G3		1-2 F8		2-2 SAFE 1B	0-1 G3-1	
<b>2 Aaron Hill, R</b> OBP: 0.514, SLG: 0.688 (1, 10)	2-2 G4-3		2-0 1B		1-1 2-H 1B		0-0 1B		
<b>Shea Hillenbrand, R</b> OBP: 0.368, SLG: 0.456 (1, 5)		2-1 9 F9 10 1B	0-1 G4-3		1-3 K		0-0 P4		
<b>Eric Hinske, L</b> OBP: 0.356, SLG: 0.472 (1, 3)		1-2 F7		2-1 G3-1		1-3 K		2-3 K	
<b>10 Vernon Wells, R</b> OBP: 0.290, SLG: 0.418 (1, 8)		0-0 BB 1B		2-2 1B		1-0 P2		3-1 HR	
<b>9 Gregg Zaun, S</b> OBP: 0.376, SLG: 0.477 (1, 2)		0-2 F9		1-2 F9		2-2 1B		2-2 15 1B 3B	
<b>Gabe Gross, L</b> <b>15 Alex Rios, R</b> OBP: 0.322, SLG: 0.429 (8, PH) (9, 9)		4-1 8 FC4-6 BB		2-3 SAFE K		0-1 L8		0-2 8 BB 1B	
<b>8 Russ Adams, L</b> OBP: 0.311, SLG: 0.441 (1, 6)		1-1 FC4-6			0-1 F8		1-2 HR	4-0 1B BB	

Inning Stats	R: 0	H: 0	E: 0	K: 0	S: 7	R: 0	H: 2	E: 0	K: 0	S: 12	R: 0	H: 1	E: 0	K: 0	S: 7	R: 0	H: 1	E: 0	K: 1	S: 12	R: 1	H: 2	E: 0	K: 1	S: 11	R: 0	H: 1	E: 0	K: 1	S: 9	R: 1	H: 3	E: 0	K: 0	S: 11	R: 2	H: 3	E: 0	K: 1	S: 19
	0	0	0	0	11	0	2	0	0	12	0	1	0	0	7	0	1	0	1	12	1	2	0	1	11	0	1	0	0	9	1	3	0	0	11	2	3	0	1	19
	0	0	0	0	11	0	3	0	0	20	0	1	0	0	9	0	1	0	1	19	0	1	0	1	14	0	1	0	0	13	0	1	0	0	13	0	2	0	32	

PITCHER	IP	WLS	BF	H	R	ER	SO	BB	IBB	HBP	BLK	WP	HR	S	P	ERA	WHIP
<b>Joe Mays, R</b> ERA: 3.73 (1, 1)	7.0	L	31	10	2	2	3	1	0	0	0	0	1	69	99	2.57	1.571
<b>J.C. Romero, L</b> ERA: 1.83 (8, 1)	0.1		3	2	2	2	1	0	0	0	0	0	1	9	16	54.00	6.000
<b>28 Jesse Crain, R</b> ERA: 0.96 (8, 1)	0.2		4	1	0	0	0	1	0	0	0	0	0	10	16	0.00	3.000

**BOTTOM**


**Minnesota Twins @ Toronto Blue Jays**  
Rogers Centre, Toronto, ON

Sun May 29 2005, 1:07 PM EDT  
Att. 24,287 - Roof Closed - 68 F

AB	R	H	RBI	BB	SO	LOB
5	1	2	0	0	0	2
5	0	0	0	0	0	4
4	0	3	1	0	0	0
4	0	1	0	0	1	3
4	0	0	0	0	2	1
4	1	3	1	0	0	0
4	1	2	0	0	0	3
2	0	0	0	1	1	2
1	0	1	1	0	0	0
3	1	1	1	1	0	3

AB	36
R	4
H	13
RBI	4
BB	2
SO	4
LOB	18

WP: 0 PA: 38  
PB: 0  
SB: 0  
CS: 1



1B	2B	3B	HR	SF	SAC	DP	HBP	WP	HR	S	P	ERA	WHIP
9	1	1	2	0	0	0	0	0	1	1	0	0	0

Batter	1	2	3	4	5	6	7	8	9	AB R H RBI BB SO LOB	TOP
<b>3 Reed Johnson, R</b> OBP: 0.383, SLG: 0.518 (1, 7)	1-0 F7		1-2 G6-3		0-0 P2		0-1 HR		0-3 K	5 1 1 1 0 1 2	
<b>15 Alex Rios, R</b> OBP: 0.324, SLG: 0.429 (1, 9)	1-2 G5-3			3-1 P3		1-0 10 BB 1B	2-2 2 WP 1B		2-0 F8	5 0 2 0 0 0 0	
<b>2 Aaron Hill, R</b> OBP: 0.462, SLG: 0.611 (1, 10)	1-0 G6-3			1-0 F7		2-2 F7	1-1 G6-3			4 0 0 0 0 0 2	
<b>Shea Hillenbrand, R</b> OBP: 0.370, SLG: 0.455 (1, 5)		1-1 G4-3		4-2 BB		1-0 L7		2-1 BB 1B		3 0 1 0 1 0 1	
<b>10 Vernon Wells, R</b> OBP: 0.289, SLG: 0.411 (1, 8)		1-3 K		3-1 F8		4-1 BB		2-1 P6		3 0 0 0 1 1 2	
<b>Eric Hinske, L</b> OBP: 0.353, SLG: 0.467 (1, 3)		2-2 P6			2-0 FC5-4 1B	1-1 G3-1		1-2 F8		4 0 1 0 0 0 3	
<b>Frank Menechino, R</b> OBP: 0.333, SLG: 0.283 (1, 4)			1-2 G6-3		1-2 FC5-4 9 2B SF7		1-1 HR	4-2 BB		2 1 0 0 0 0 1	
<b>Orlando Hudson, S</b> OBP: 0.313, SLG: 0.387 (7, 4)								1-2 BB		1 1 1 1 1 0 0	
<b>9 Gregg Zaun, S</b> OBP: 0.372, SLG: 0.478 (1, 2)			2-3 K		2-2 2B		1-0 F8	0-1 F7		4 0 1 0 0 1 2	
<b>John McDonald, R</b> OBP: 0.367, SLG: 0.370 (1, 6)			2-2 SF7 3 S 1B		0-0 SF7		0-2 K		1-3 K	3 0 1 1 0 2 0	

**Toronto Blue Jays @ Seattle Mariners**  
Safeco Field, Seattle, WA  
Mon May 30 2005, 7:05 PM PDT  
Att. 25,540 - Partly Cloudy - 64 F

[livebaseballscorecards.com](http://livebaseballscorecards.com)

AB	34
R	3
H	8
RBI	3
BB	3
SO	5
LOB	13



Inning Stats	R: 0	H: 0	E: 0	K: 0	S: 6	P: 9	R: 0	H: 0	E: 0	K: 1	S: 12	P: 16	R: 0	H: 1	E: 0	K: 1	S: 16	P: 22	R: 0	H: 0	E: 0	K: 0	S: 8	P: 19	R: 1	H: 2	E: 0	K: 0	S: 9	P: 14	R: 0	H: 1	E: 0	K: 0	S: 9	P: 18	R: 2	H: 3	E: 0	K: 1	S: 13	P: 18	R: 0	H: 1	E: 0	K: 0	S: 11	P: 20	R: 0	H: 0	E: 0	K: 2	S: 7	P: 10	1B: 5	SF: 1	2B: 1	SAC: 0	3B: 0	DP: 0	HR: 2	HBP: 0	WP: 1	PA: 38
--------------	------	------	------	------	------	------	------	------	------	------	-------	-------	------	------	------	------	-------	-------	------	------	------	------	------	-------	------	------	------	------	------	-------	------	------	------	------	------	-------	------	------	------	------	-------	-------	------	------	------	------	-------	-------	------	------	------	------	------	-------	-------	-------	-------	--------	-------	-------	-------	--------	-------	--------

PITCHER	IP	WLS	BF	H	R	ER	SO	BB	IBB	HBP	BLK	WP	HR	S	P	ERA	WHIP
<b>Jamie Moyer, L</b> ERA: 5.28 (1, 1)	6.0	W	24	4	1	1	2	2	0	0	0	0	0	60	98	1.50	1.000
<b>40 Julio Mateo, R</b> ERA: 3.0 (7, 1)	0.2	H	5	3	2	2	1	0	0	0	0	0	2	11	15	27.00	4.500
<b>20 J.J. Putz, R</b> ERA: 2.65 (7, 1)	0.2	H	3	1	0	0	0	0	0	0	0	1	0	6	11	0.00	1.500
<b>Matt Thornton, L</b> ERA: 6.0 (8, 1)	0.2	H	3	0	0	0	0	1	0	0	0	0	0	7	12	0.00	1.500
<b>Eddie Guardado, L</b> ERA: 1.8 (9, 1)	1.0	S	3	0	0	0	2	0	0	0	0	0	0	7	10	0.00	0.000

PITCHER	IP	WLS	BF	H	R	ER	SO	BB	IBB	HBP	BLK	WP	HR	S	P	ERA	WHIP
---------	----	-----	----	---	---	----	----	----	-----	-----	-----	----	----	---	---	-----	------



Batter	1	2	3	4	5	6	7	8	9	AB R H RBI BB SO LOB	TOP											
3 Reed Johnson, R OBP: 0.383, SLG: 0.508 (1, 9) (9, 7)										4 1 1 0 0 0 3												
Orlando Hudson, S OBP: 0.311, SLG: 0.387 (1, 4)										5 1 1 1 0 0 3												
2 Aaron Hill, R OBP: 0.455, SLG: 0.585 (1, 5)										5 2 2 1 0 0 0												
Shea Hillenbrand, R OBP: 0.367, SLG: 0.463 (1, 3)										5 1 1 2 0 1 1												
Eric Hinske, L OBP: 0.356, SLG: 0.467 Frank Menechino, R OBP: 0.344, SLG: 0.283 (1, 10) (9, PH) (9, 10)										4 2 2 0 0 1 0 0 0 0 0 0 0 0												
10 Vernon Wells, R OBP: 0.292, SLG: 0.442 (1, 8)										5 2 2 5 0 0 1												
9 Gregg Zaun, S OBP: 0.369, SLG: 0.471 (1, 2)										4 0 1 0 0 2 0												
Frank Catalanotto, L OBP: 0.346, SLG: 0.398 15 Alex Rios, R OBP: 0.324, SLG: 0.429 (1, 7) (9, 9)										4 0 3 0 0 0 0 0 0 0 0 0 0 0												
8 Russ Adams, L OBP: 0.301, SLG: 0.426 (1, 6)										4 0 0 0 0 0 4												
<b>Inning Stats</b>	R: 5 E: 0 K: 0 S: 22	H: 7 LOB: 2 BB: 0 P: 30	R: 0 E: 0 K: 0 S: 6	H: 0 LOB: 0 BB: 0 P: 11	R: 2 E: 0 K: 1 S: 15	H: 3 LOB: 2 BB: 0 P: 22	R: 0 E: 0 K: 1 S: 6	H: 0 LOB: 0 BB: 0 P: 10	R: 0 E: 0 K: 0 S: 9	H: 0 LOB: 0 BB: 0 P: 11	R: 0 E: 0 K: 0 S: 6	H: 0 LOB: 0 BB: 0 P: 9	R: 2 E: 0 K: 2 S: 10	H: 2 LOB: 0 BB: 0 P: 15	R: 0 E: 0 K: 0 S: 10	H: 1 LOB: 1 BB: 0 P: 15	R: 0 E: 0 K: 0 S: 10	H: 0 LOB: 1 BB: 0 P: 15	1B: 9 2B: 1 3B: 0 HR: 3	SF: 0 SAC: 0 DP: 0 HBP: 2	WP: 0 PB: 0 SB: 0 CS: 0	PA: 42
<b>PITCHER</b>	IP WLS BF H R ER SO BB IBB HBP BLK WP HR S P ERA WHIP																					
Ryan Franklin, R ERA: 4.96 (1, 1)	2.2 L 19 10 7 5 1 0 0 1 0 0 2 41 59 16.88 3.750																					
40 Julio Mateo, R ERA: 3.15 (3, 1)	4.1 15 2 2 2 3 0 0 0 0 0 1 33 49 4.15 0.462																					
Shigetoshi Hasegawa, R ERA: 3.24 (8, 1)	2.0 8 1 0 0 0 0 0 0 1 0 0 0 20 30 0.00 0.500																					

Toronto Blue Jays @ Seattle Mariners  
 Safeco Field, Seattle, WA  
 Tue May 31 2005, 7:05 PM PDT  
 Att. 25,737 - Roof Closed - 58 F

livebaseballscorecards.com

AB	40
R	9
H	13
RBI	9
BB	0
SO	4
LOB	12





BOTTOM

Toronto Blue Jays @ Seattle Mariners  
Safeco Field, Seattle, WA  
Tue May 31 2005, 7:05 PM PDT  
Att. 25,737 - Roof Closed - 58 F

livebaseballscorecards.com

AB 44  
R 7  
H 16  
RBI 7  
BB 4  
SO 8  
LOB 32



WP: 0 PA: 48  
PB: 1  
SB: 2  
CS: 0

AB R H RBI BB SO LOB

6 1 3 1 0 0 4

5 1 3 0 1 0 2

3 0 1 2 1 1 2  
2 0 0 0 0 0 4

3 0 0 0 1 1 3  
1 0 0 0 0 0 3

5 1 2 0 0 1 5

3 0 0 0 0 1 3  
1 1 0 0 1 1 1

5 2 3 1 0 2 1

5 1 1 2 0 0 3

5 0 3 1 0 1 1

1B: 11 SF: 0  
2B: 5 SAC: 0  
3B: 0 DP: 0  
HR: 0 HBP: 0

Batter	1	2	3	4	5	6	7	8	9
51 Ichiro Suzuki, L OBP: 0.370, SLG: 0.453 (1, 9) C X	0-1 29 G4-3 BB 1B	1-1 G3			2-2 1B 29 2B 1B	2-2 FC1-4		2-2 1B 1-2	0-1 G6-3
Randy Winn, S OBP: 0.356, SLG: 0.354 (1, 7) B B B B	4-0 29 G4-3 BB 1-2		2-2 G1-3		0-0 29 2B 1B 1-3	3-2 P4		0-0 1B 1-2 2-3	0-0 2B
29 Adrián Beltré, R OBP: 0.264, SLG: 0.357 Greg Dobbs, L OBP: 0.188, SLG: 0.226 (1, 5) (8, 5) B B B B F F F F X	3-2 G4-3		2-3 K		0-0 S 2B 1-H 3-H		4-1 F8 PB BB	0-0 F7	1-0 P6
Richie Sexson, R OBP: 0.359, SLG: 0.536 Dave Hansen, L OBP: 0.091, SLG: 0.111 (1, 3) (8, 3) C S B B S S	2-3 K		3-2 F7		4-2 S BB		1-0 G5-3	0-1 F9	
Raul Ibanez, L OBP: 0.367, SLG: 0.462 (1, 10) B F F F X	1-2 G6-3			1-0 2B	3-3 K		2-1 F8	2-1 12 BB 7 1B 1B	
Bret Boone, R OBP: 0.295, SLG: 0.379 12 Michael Morse, R (7, PH) (8, 6)		3-2 P4		0-3 K	0-0 G1-3		2-3 K	4-1 7 1B 16 2B BB	
7 Jeremy Reed, L OBP: 0.358, SLG: 0.395 (1, 8)		0-1 30 1B 1B		0-3 K		0-3 K		0-1 16 G4-3 30 1B 2B	1-2 16 2B 1B 1-2 2-H
16 Willie Bloomquist, R OBP: 0.246, SLG: 0.269 (1, 6) (8, 4) B B B B X	1-1 P3		0-1 G5-3		0-1 51 FC1-4 30 1B	3-2 E6		1-2 G4-3	0-0 30 G6-3 51 G6-3 2B 1-H 2-H
30 René Rivera, R OBP: 0.600, SLG: 0.600 (1, 2) C C C C X	0-2 1B			1-3 K	1-3 51 FC1-4 1B	0-0 1B		0-0 1B 51 1B 3-H	0-1 G6-3

Inning Stats	R: 0	H: 1	E: 0	K: 12	S: 12	LOB: 2	BB: 1	P: 22	R: 0	H: 2	E: 0	K: 13	S: 13	LOB: 2	BB: 0	P: 18	R: 0	H: 0	E: 0	K: 11	S: 9	LOB: 0	BB: 0	P: 16	R: 0	H: 1	E: 0	K: 10	S: 10	LOB: 1	BB: 0	P: 11	R: 2	H: 3	E: 0	K: 16	S: 16	LOB: 2	BB: 1	P: 26	R: 0	H: 1	E: 1	K: 17	S: 17	LOB: 2	BB: 0	P: 25	R: 0	H: 0	E: 0	K: 8	S: 8	LOB: 1	BB: 1	P: 17	R: 1	H: 4	E: 0	K: 13	S: 13	LOB: 3	BB: 0	P: 16	R: 4	H: 4	E: 0	K: 13	S: 13	LOB: 1	BB: 1	P: 21	1B: 11	SF: 0	2B: 5	SAC: 0	3B: 0	DP: 0	HR: 0	HBP: 0	WP: 0	PA: 48
--------------	------	------	------	-------	-------	--------	-------	-------	------	------	------	-------	-------	--------	-------	-------	------	------	------	-------	------	--------	-------	-------	------	------	------	-------	-------	--------	-------	-------	------	------	------	-------	-------	--------	-------	-------	------	------	------	-------	-------	--------	-------	-------	------	------	------	------	------	--------	-------	-------	------	------	------	-------	-------	--------	-------	-------	------	------	------	-------	-------	--------	-------	-------	--------	-------	-------	--------	-------	-------	-------	--------	-------	--------

PITCHER	IP	WLS	BF	H	R	ER	SO	BB	IBB	HBP	BLK	WP	HR	S	P	ERA	WHIP
Chad Gaudin, R ERA: 3.6 (1, 1)	5.0	W	24	7	2	2	6	2	0	0	0	0	0	60	93	3.60	1.800
37 Scott Downs, L ERA: 2.03 (6, 1)	2.0		9	1	0	0	2	1	0	0	0	0	0	25	42	0.00	1.000
Justin Speier, R ERA: 4.32 (8, 1)	1.0		7	4	1	1	0	0	0	0	0	0	0	13	16	9.00	4.000
Scott Schoeneweis, L ERA: 6.75 (9, 1)	0.0		4	3	4	4	0	1	0	0	0	0	0	7	14	∞	∞
Miguel Batista, R ERA: 1.61 (9, 1)	1.0	S	4	1	0	0	0	0	0	0	0	0	0	6	7	0.00	1.000

Batter	1	2	3	4	5	6	7	8	9	AB R H RBI BB SO LOB	TOP		
<b>Orlando Hudson, S</b> (1, 4) OBP: 0.310, SLG: 0.384	2-2 FC6-4 1B		1-2 G4-3		3-2 F7			3-3 K		4 0 1 0 0 1 2			
<b>Frank Catalanotto, L</b> (1, 7) OBP: 0.353, SLG: 0.400 <b>3 Reed Johnson, R</b> (8, PH) OBP: 0.388, SLG: 0.521	2-2 FC6-4 1-2f		4-2 BB			3-2 G6-4-3 1B		0-2 2B		2 0 1 0 1 0 1 1 0 1 0 0 0 0			
<b>2 Aaron Hill, R</b> (1, 10) OBP: 0.417, SLG: 0.533	2-0 G6-3		1-2 F9			1 SAFE G6-4-3 1-2f		0-1 P3		4 0 0 0 0 0 5			
<b>Shea Hillenbrand, R</b> (1, 5) OBP: 0.369, SLG: 0.461	1-0 G5-3			3-2 F8		0-0 1B		4-0 BB		3 0 1 0 1 0 1			
<b>Eric Hinske, L</b> (1, 3) OBP: 0.349, SLG: 0.457		2-2 F7		2-2 L6		2-0 F8		1-0 P6		4 0 0 0 0 0 3			
<b>10 Vernon Wells, R</b> (1, 8) OBP: 0.286, SLG: 0.433		1-1 F8		1-0 P3			1-1 F7		0-1 P4	4 0 0 0 0 0 0			
<b>9 Gregg Zaun, S</b> (1, 2) OBP: 0.359, SLG: 0.455		1-2 F7			0-2 L9		2-3 K		0-1 G5-3	4 0 0 0 0 1 0			
<b>15 Alex Rios, R</b> (1, 9) OBP: 0.333, SLG: 0.438			1-2 G4-3 2B		4-2 G4-3 8 S BB		2-1 1B		1-0 P4	3 0 2 0 1 0 0			
<b>8 Russ Adams, L</b> (1, 6) OBP: 0.295, SLG: 0.416			0-2 F9		1 SAFE G4-3 1-3		1 SAFE 1 SAFE K			3 0 0 0 0 1 3			
<b>Inning Stats</b>	R: 0 H: 1 E: 1 LOB: 1 K: 0 BB: 0 S: 8 P: 15	R: 0 H: 0 E: 0 LOB: 0 K: 0 BB: 0 S: 9 P: 13	R: 0 H: 1 E: 0 LOB: 2 K: 0 BB: 1 S: 14 P: 21	R: 0 H: 0 E: 0 LOB: 0 K: 0 BB: 0 S: 10 P: 16	R: 0 H: 0 E: 0 LOB: 1 K: 0 BB: 1 S: 14 P: 24	R: 0 H: 2 E: 0 LOB: 1 K: 0 BB: 0 S: 8 P: 13	R: 0 H: 1 E: 0 LOB: 1 K: 2 BB: 0 S: 10 P: 16	R: 0 H: 1 E: 0 LOB: 2 K: 1 BB: 1 S: 11 P: 19	R: 0 H: 0 E: 0 LOB: 0 K: 0 BB: 0 S: 5 P: 6	1B: 4 SF: 0 2B: 2 SAC: 0 3B: 0 DP: 1 HR: 0 HBP: 0	WP: 0 PA: 35 PB: 0 SB: 1 CS: 0		
<b>PITCHER</b>	IP WLS BF H R ER SO BB IBB HBP BLK WP HR S P ERA WHIP											<b>PITCHER</b>	IP WLS BF H R ER SO BB IBB HBP BLK WP HR S P ERA WHIP
<b>Gil Meche, R</b> (1, 1) ERA: 4.57	6.2 W 26 5 0 0 1 2 0 0 0 0 0 0 70 114 0.00 1.050												
<b>Ron Villone, L</b> (7, 1) ERA: 3.57	0.2 H 2 0 0 0 2 0 0 0 0 0 0 0 8 12 0.00 0.000												
<b>Jeff Nelson, R</b> (8, 1) ERA: 3.24	0.1 H 3 1 0 0 0 1 0 0 0 0 0 0 5 9 0.00 6.000												
<b>Matt Thornton, L</b> (8, 1) ERA: 5.91	0.1 H 1 0 0 0 0 0 0 0 0 0 0 0 1 2 0.00 0.000												
<b>Eddie Guardado, L</b> (9, 1) ERA: 1.71	1.0 S 3 0 0 0 0 0 0 0 0 0 0 0 5 6 0.00 0.000												

Toronto Blue Jays @ Seattle Mariners  
Safeco Field, Seattle, WA  
Wed Jun 01 2005, 7:05 PM PDT  
Att. 24,815 - Cloudy - 63 F

livebaseballscorecards.com

AB	32
R	0
H	6
RBI	0
BB	3
SO	3
LOB	15





Batter	1	2	3	4	5	6	7	8	9	AB R H RBI BB SO LOB	TOP										
Orlando Hudson, S (1, 4) OBP: 0.307, SLG: 0.379	0-1 F7		1-1 G3 1B		1-0 G4-3	1-3 K		2-0 G1-6-3 1-2f		5 0 1 0 0 1 3											
Frank Catalanotto, L (1, 7) OBP: 0.360, SLG: 0.397 3 Reed Johnson, R (7, PH) OBP: 0.382, SLG: 0.512	4-0 FC5-4 BB		1-2 G3		3-2 2 2B HBP		0-0 F8		1-1 G6-3	1 1 0 0 1 0 1 2 0 0 0 0 0 0											
2 Aaron Hill, R (1, 5) OBP: 0.434, SLG: 0.551	1-2 F8		2-1 G6-3		0-1 1-H 2-H 2B		4-1 1B 1B BB		3-2 DI 1B	4 0 2 2 1 0 2											
Shea Hillenbrand, R (1, 10) OBP: 0.370, SLG: 0.457	0-1 FC5-4 1-2f			0-0 G4-3	1-1 HBP		0-1 1-2 1B 1B		0-3 K	4 0 1 0 0 1 2											
Eric Hinske, L (1, 3) OBP: 0.345, SLG: 0.449		0-0 F9		0-2 L7	1-0 G4-3		3-2 1-2 2-3 1B		2-1 F7	5 0 1 0 0 0 3											
10 Vernon Wells, R (1, 8) OBP: 0.295, SLG: 0.441		4-0 BB		1-0 15 FC4-6 1B		0-0 15 2B		1-3 K		3 1 2 0 1 1 3											
15 Alex Rios, R (1, 9) OBP: 0.332, SLG: 0.440		0-2 F8		1-0 FC4-6 1-2f		0-1 8 G4-3 2B 2-H		2-3 K		4 0 1 1 0 1 5											
8 Russ Adams, L (1, 6) OBP: 0.294, SLG: 0.411		1 SAFE G4-3			0-1 2 2B 1B P4	0-0 G4-3		1-3 K		4 1 1 0 0 1 2											
Ken Huckaby, R (1, 2) OBP: 0.200, SLG: 0.152 9 Gregg Zaun, S (8, PH) OBP: 0.363, SLG: 0.455			0-1 G5-3		0-1 P4	3-2 G1-3		4-2 G1-6-3 BB		3 0 0 0 0 0 2 0 0 0 0 1 0 0											
<b>Inning Stats</b>	R: 0 E: 0 K: 0 S: 7	H: 0 LOB: 1 BB: 1 P: 12	R: 0 E: 0 K: 0 S: 8	H: 0 LOB: 1 BB: 1 P: 12	R: 0 E: 0 K: 0 S: 9	H: 1 LOB: 1 BB: 0 P: 13	R: 0 E: 0 K: 0 S: 6	H: 1 LOB: 1 BB: 0 P: 8	R: 2 E: 0 K: 0 S: 11	H: 2 LOB: 2 BB: 0 P: 17	R: 1 E: 0 K: 1 S: 10	H: 2 LOB: 1 BB: 0 P: 14	R: 0 E: 0 K: 2 S: 15	H: 2 LOB: 3 BB: 1 P: 25	R: 0 E: 0 K: 1 S: 7	H: 0 LOB: 0 BB: 1 P: 14	R: 0 E: 0 K: 1 S: 12	H: 1 LOB: 1 BB: 0 P: 18	1B: 6 2B: 3 3B: 0 HR: 0	SF: 0 SAC: 0 DP: 1 HBP: 2	WP: 0 PA: 41 PB: 0 SB: 0 CS: 0
<b>PITCHER</b>	IP WLS BF H R ER SO BB IBB HBP BLK WP HR S P ERA WHIP																				
Kirk Saarloos, R (1, 1) ERA: 4.75	5.2 W 27 6 3 3 0 2 0 2 0 0 0 48 72 4.76 1.412																				
Ricardo Rincon, L (6, 1) ERA: 3.52	0.1 H 1 0 0 0 1 0 0 0 0 0 0 3 4 0.00 0.000																				
58 Justin Duchscherer, R (7, 1) ERA: 1.04	2.0 H 9 2 0 0 3 2 0 0 0 0 0 22 39 0.00 2.000																				
20 Huston Street, R (9, 1) ERA: 1.88	1.0 S 4 1 0 0 1 0 0 0 0 0 0 0 12 18 0.00 1.000																				

Toronto Blue Jays @ Oakland Athletics  
 McAfee Coliseum, Oakland, CA  
 Thu Jun 02 2005, 10:05 PM EDT  
 Att: 10,637 - Clear - 67 F

livebaseballscorecards.com

AB	35
R	3
H	9
RBI	3
BB	4
SO	5
LOB	23



Batter	1	2	3	4	5	6	7	8	9	AB	R	H	RBI	BB	SO	LOB
21 Mark Kotsay, L OBP: 0.355, SLG: 0.399 (1, 8)	3-2 G4-3 ①		2-2 F8-3 1B		0-0 3 HR 2B	0-1 G3 ③				4	1	2	0	0	0	0
Jason Kendall, R OBP: 0.324, SLG: 0.293 (1, 2)	2-1 F9		0-0 F8-3 1-1 ① ②		4-0 3 HR BB		2-1 P4 ①			3	1	0	0	1	0	1
3 Eric Chavez, L OBP: 0.264, SLG: 0.340 (1, 5)	4-2 FC6-4 BB		0-3 K ③		0-0 HR 1-H 2-H 3-H		2-2 2B			3	1	2	4	1	1	0
Scott Hatteberg, L OBP: 0.345, SLG: 0.359 (1, 10)	2-2 FC6-4 1-2f ③			2-1 G3 ①	1-2 E5 FC1-4 7 29 BB		1-1 P6 ②			4	0	0	0	0	0	2
29 Dan Johnson, L OBP: 0.367, SLG: 0.250 (1, 3)		1-2 7 2B G3 1B		1-2 F7 ②	4-2 7 FC1-4 BB 1-2		0-0 G3-1 ③			3	1	1	0	1	0	1
7 Bobby Crosby, R OBP: 0.474, SLG: 0.588 (1, 6)		0-0 G3 1-3 2B		0-1 1B	2-2 FC1-4 1-2f 2-3 ②		1-0 G5-3 ①			4	0	2	0	0	0	2
Eric Byrnes, R OBP: 0.329, SLG: 0.410 (1, 7)		3-3 SAFE K ①		2-1 F8 ③	0-0 G4-3 ③		2-1 P5 ②			4	0	0	0	0	1	5
Nick Swisher, S OBP: 0.281, SLG: 0.351 (1, 9)		1-2 G3 ②			4-1 21 2B 3 HR BB	2-2 F7 ①		1-2 1B		3	1	1	1	1	0	1
Marco Scutaro, R OBP: 0.320, SLG: 0.359 (1, 4)		0-2 F8 ③			0-1 F9 ①	1-1 G5-3 ②		1-1 P2 ③		4	0	0	0	0	0	3

Inning Stats	R: 0	H: 0	E: 0	K: 0	S: 10	R: 1	H: 2	E: 0	K: 1	S: 14	R: 0	H: 1	E: 0	K: 1	S: 7	R: 0	H: 1	E: 0	K: 0	S: 9	R: 4	H: 2	E: 1	K: 0	S: 15	R: 0	H: 0	E: 0	K: 0	S: 7	R: 0	H: 1	E: 0	K: 0	S: 8	R: 0	H: 1	E: 0	K: 0	S: 8	R: 0	H: 1	E: 0	K: 0	S: 8	1B: 4	2B: 4	3B: 0	HR: 1	SF: 0	SAC: 0	DP: 1	HBP: 0	WP: 0	PB: 0	SB: 0	CS: 0	PA: 36
--------------	------	------	------	------	-------	------	------	------	------	-------	------	------	------	------	------	------	------	------	------	------	------	------	------	------	-------	------	------	------	------	------	------	------	------	------	------	------	------	------	------	------	------	------	------	------	------	-------	-------	-------	-------	-------	--------	-------	--------	-------	-------	-------	-------	--------

PITCHER	IP	WLS	BF	H	R	ER	SO	BB	IBB	HBP	BLK	WP	HR	S	P	ERA	WHIP
Josh Towers, R ERA: 4.57 (1, 1)	4.1	L	23	6	5	5	2	4	0	0	0	0	1	51	87	10.38	2.308
Pete Walker, R ERA: 1.29 (5, 1)	2.2		9	1	0	0	0	0	0	0	0	0	0	19	29	0.00	0.375
54 Jason Frasor, R ERA: 3.22 (8, 1)	1.0		4	1	0	0	0	0	0	0	0	0	0	8	13	0.00	1.000

**Toronto Blue Jays @ Oakland Athletics**  
**McAfee Coliseum, Oakland, CA**

Thu Jun 02 2005, 10:05 PM EDT  
Att. 10,637 - Clear - 67 F

[livebaseballscorecards.com](http://livebaseballscorecards.com)

<b>AB</b>	<b>32</b>
<b>R</b>	<b>5</b>
<b>H</b>	<b>8</b>
<b>RBI</b>	<b>5</b>
<b>BB</b>	<b>4</b>
<b>SO</b>	<b>2</b>
<b>LOB</b>	<b>15</b>



Batter	1	2	3	4	5	6	7	8	9	AB R H RBI BB SO LOB	TOP											
3 Reed Johnson, R OBP: 0.369, SLG: 0.492 (1, 9) (8, 7)	2-3 K		1-2 F7		1-2 F9		3-3 K	0-3 K		5 0 0 0 0 3 4												
Frank Catalanotto, L OBP: 0.379, SLG: 0.440 15 Alex Rios, R OBP: 0.330, SLG: 0.437 (1, 7) (8, PR) (8, 9)	0-1 1B			0-0 HR	2-2 1B			1-0 2 3B 1B	1-0 G5-3	4 1 4 1 0 0 0 1 1 0 0 0 0 0												
2 Aaron Hill, R OBP: 0.414, SLG: 0.556 (1, 10)	1-1 P6			0-0 P6	1-2 P4-3			0-0 1B 3B	1-3 K	5 1 1 1 0 1 2												
Shea Hillenbrand, R OBP: 0.366, SLG: 0.451 (1, 5)	1-3 K			1-1 F7		0-0 G6-3		0-2 10 BB 9 SF9 1B	1-0 G4-3	5 1 1 1 0 1 1												
Eric Hinske, L OBP: 0.348, SLG: 0.444 (1, 3)		2-2 G3		4-1 9 BB 10 1B 1B BB		2-3 K		4-1 10 BB BB 1-2 BB		2 1 0 0 2 1 0												
10 Vernon Wells, R OBP: 0.298, SLG: 0.440 (1, 8)		1-0 G5-3		1-0 9 BB 1B 1-2 1B		0-3 K		4-2 BB 1-2 2-3 BB		3 1 1 0 1 1 0												
9 Gregg Zaun, S OBP: 0.360, SLG: 0.448 (1, 2)		1-2 K		4-1 1B 1-2 2-3 BB			1-1 F8	0-1 SF9		2 0 0 1 1 1 0												
Orlando Hudson, S OBP: 0.311, SLG: 0.379 (1, 4)			1-1 P5	3-1 1-2 2-H 3-H 1B			0-2 G1-3	4-1 1-2 2-3 BB		3 0 1 2 1 0 0												
8 Russ Adams, L OBP: 0.293, SLG: 0.406 (1, 6)			3-1 P4	1-0 F9			2-2 1B	1-3 K		4 0 1 0 0 1 5												
<b>Inning Stats</b>	R: 0 E: 0 K: 2 S: 11	H: 1 LOB: 1 BB: 0 P: 15	R: 0 E: 0 K: 1 S: 7	H: 0 LOB: 0 BB: 0 P: 11	R: 0 E: 0 K: 0 S: 8	H: 0 LOB: 0 BB: 0 P: 13	R: 3 E: 0 K: 0 S: 10	H: 3 LOB: 2 BB: 2 P: 24	R: 0 E: 0 K: 0 S: 9	H: 1 LOB: 0 BB: 0 P: 13	R: 0 E: 0 K: 2 S: 7	H: 0 LOB: 0 BB: 0 P: 9	R: 0 E: 0 K: 1 S: 15	H: 1 LOB: 1 BB: 0 P: 21	R: 3 E: 0 K: 2 S: 18	H: 3 LOB: 3 BB: 3 P: 32	R: 0 E: 0 K: 1 S: 5	H: 0 LOB: 0 BB: 0 P: 8	1B: 7 2B: 1 3B: 1 HR: 1	SF: 1 SAC: 0 DP: 1 HBP: 0	WP: 0 PB: 0 SB: 0 CS: 0	PA: 40
<b>PITCHER</b>	IP WLS BF H R ER SO BB IBB HBP BLK WP HR S P ERA WHIP																					
Ryan Glynn, R ERA: 3.86 (1, 1)	7.0 L 28 6 3 3 6 2 0 0 0 0 0 1 67 106 3.86 1.143																					
Juan Cruz, R ERA: 8.55 (8, 1)	0.0 4 3 3 3 0 1 0 0 0 0 0 0 7 12 ∞ ∞																					
Keiichi Yabu, R ERA: 3.54 (8, 1)	1.0 5 0 0 0 2 2 0 0 0 0 0 0 11 20 0.00 2.000																					
Tim Harikkala, R ERA: 8.0 (9, 1)	1.0 3 0 0 0 1 0 0 0 0 0 0 0 5 8 0.00 0.000																					

Toronto Blue Jays @ Oakland Athletics  
McAfee Coliseum, Oakland, CA  
Fri Jun 03 2005, 10:05 PM EDT  
Att. 12,332 - Clear - 65 F

livebaseballscorecards.com

AB	34
R	6
H	9
RBI	6
BB	5
SO	9
LOB	12



Batter	1	2	3	4	5	6	7	8	9
21 Mark Kotsay, L OBP: 0.349, SLG: 0.392 (1, 8)	1-1 G3		1-0 G4-3		1-2 G4-6-3			1-2 G1-3	
Jason Kendall, R OBP: 0.323, SLG: 0.292 (1, 2)	3-2 K		1-0 G6-3			0-1 G6-3		3-2 1B	
3 Eric Chavez, L OBP: 0.288, SLG: 0.347 (1, 5)	0-1 1B			2-1 1B 2B		3-3 K		1-2 P5	
Scott Hatteberg, L OBP: 0.348, SLG: 0.362 (1, 3)	1-3 K			1-0 1B		0-0 1B		1-2 K	
23 Bobby Kielty, S OBP: 0.407, SLG: 0.413 (1, 7)		4-2 BB		4-2 BB		0-0 F7		0-0 F9	
29 Dan Johnson, L OBP: 0.353, SLG: 0.222 (1, 10)		2-2 G4-3		1-1 G4-6-3		0-0 G1-3		4-2 BB	
7 Bobby Crosby, R OBP: 0.391, SLG: 0.476 (1, 6)		1-2 K		3-3 K		1-2 G4-3		0-1 G5-3	
Nick Swisher, S OBP: 0.288, SLG: 0.365 (1, 9)		1-1 G3-1			2-0 P6		1-2 2B	1-1 1B	
Marco Scutaro, R OBP: 0.318, SLG: 0.356 (1, 4)			2-3 K		2-1 1B		3-2 F8	1-0 F8	

Inning Stats	R: 0	H: 1	E: 0	K: 2	S: 10	LOB: 1	BB: 0	P: 15	R: 0	H: 0	E: 0	K: 1	S: 11	LOB: 1	BB: 1	P: 19	R: 0	H: 0	E: 0	K: 1	S: 5	LOB: 0	BB: 0	P: 9	R: 1	H: 2	E: 0	K: 1	S: 14	LOB: 1	BB: 1	P: 25	R: 0	H: 1	E: 0	K: 0	S: 6	LOB: 0	BB: 0	P: 11	R: 0	H: 1	E: 0	K: 1	S: 7	LOB: 1	BB: 0	P: 10	R: 0	H: 1	E: 0	K: 0	S: 12	LOB: 1	BB: 0	P: 17	R: 0	H: 1	E: 0	K: 1	S: 13	LOB: 1	BB: 0	P: 19	R: 1	H: 1	E: 0	K: 0	S: 10	LOB: 1	BB: 1	P: 16	1B: 6	2B: 2	3B: 0	HR: 0	SF: 0	SAC: 0	DP: 2	HBP: 0
--------------	------	------	------	------	-------	--------	-------	-------	------	------	------	------	-------	--------	-------	-------	------	------	------	------	------	--------	-------	------	------	------	------	------	-------	--------	-------	-------	------	------	------	------	------	--------	-------	-------	------	------	------	------	------	--------	-------	-------	------	------	------	------	-------	--------	-------	-------	------	------	------	------	-------	--------	-------	-------	------	------	------	------	-------	--------	-------	-------	-------	-------	-------	-------	-------	--------	-------	--------

PITCHER	IP	WLS	BF	H	R	ER	SO	BB	IBB	HBP	BLK	WP	HR	S	P	ERA	WHIP
32 Roy Halladay, R ERA: 2.45 (1, 1)	7.0	W	27	6	1	1	6	2	0	0	0	0	0	65	106	1.29	1.143
Scott Schoeneweis, L ERA: 6.35 (8, 1)	1.0		4	1	0	0	1	0	0	0	0	0	0	13	19	0.00	1.000
Miguel Batista, R ERA: 1.93 (9, 1)	1.0		5	1	1	1	0	1	0	0	0	0	0	10	16	9.00	2.000

**BOTTOM**

**Toronto Blue Jays @ Oakland Athletics**  
**McAfee Coliseum, Oakland, CA**

Fri Jun 03 2005, 10:05 PM EDT  
 Att. 12,332 - Clear - 65 F

AB	R	H	RBI	BB	SO	LOB
4	0	0	0	0	0	1
4	0	1	0	0	1	0
4	1	2	0	0	1	1
4	0	2	1	0	2	2
2	0	0	0	2	0	1
3	1	0	0	1	0	3
4	0	0	0	0	2	3
4	0	2	1	0	0	1
4	0	1	0	0	1	2

AB	33
R	2
H	8
RBI	2
BB	3
SO	7
LOB	14

WP: 0 PA: 36  
 PB: 0  
 SB: 0  
 CS: 0



livebaseballscores.com

Batter	1	2	3	4	5	6	7	8	9	AB R H RBI BB SO LOB	TOP											
Orlando Hudson, S (1, 4) OBP: 0.309, SLG: 0.376	1-1 G4-3		1-0 G4-3			0-1 F8-5 1B		1-0 FC6-4		4 0 1 0 0 0 1												
Frank Catalanotto, L (1, 7) OBP: 0.378, SLG: 0.438 3 Reed Johnson, R (8, PH) OBP: 0.366, SLG: 0.488	1-1 P6		1-2 F7			0-1 F8-5 1B		1-2 K		3 0 1 0 0 0 0 1 0 0 0 0 1 1												
10 Vernon Wells, R (1, 8) OBP: 0.297, SLG: 0.450	2-1 HR		1-2 G5-3			1-2 F8-5			1-0 G1-3	4 1 1 1 0 0 2												
Shea Hillenbrand, R (1, 5) OBP: 0.364, SLG: 0.445	4-2 BB			0-3 K		3-3 K			1-0 G4-3	3 0 0 0 1 2 1												
Eric Hinske, L (1, 3) OBP: 0.341, SLG: 0.435	2-0 F9			1-0 F9			0-1 G4-3		2-1 F8	4 0 0 0 0 0 1												
2 Aaron Hill, R (1, 10) OBP: 0.393, SLG: 0.526				1-2 L9			1-1 G5-3			3 0 0 0 0 0 0												
9 Gregg Zaun, S (1, 2) OBP: 0.353, SLG: 0.438					2-1 F9		3-1 G3			3 0 0 0 0 1 0												
15 Alex Rios, R (1, 9) OBP: 0.330, SLG: 0.452					2-0 P3			1-3 K		3 1 1 1 0 1 0												
8 Russ Adams, L (1, 6) OBP: 0.289, SLG: 0.400 John McDonald, R (8, PH) OBP: 0.377, SLG: 0.382					3-2 L3			3-2 FC6-4 1B		2 0 0 0 0 0 0 1 0 1 0 0 0 0												
<b>Inning Stats</b>	R: 1 E: 0 K: 0 S: 9	H: 1 LOB: 1 BB: 1 P: 19	R: 1 E: 0 K: 1 S: 8	H: 1 LOB: 0 BB: 0 P: 12	R: 0 E: 0 K: 0 S: 7	H: 0 LOB: 0 BB: 0 P: 10	R: 0 E: 0 K: 1 S: 9	H: 0 LOB: 0 BB: 0 P: 11	R: 0 E: 0 K: 0 S: 7	H: 0 LOB: 0 BB: 0 P: 14	R: 0 E: 0 K: 1 S: 11	H: 2 LOB: 1 BB: 0 P: 15	R: 0 E: 0 K: 0 S: 6	H: 0 LOB: 0 BB: 0 P: 10	R: 0 E: 0 K: 2 S: 11	H: 1 LOB: 1 BB: 0 P: 17	R: 0 E: 0 K: 0 S: 4	H: 0 LOB: 0 BB: 0 P: 8	1B: 3 2B: 1 3B: 0 HR: 2	SF: 0 SAC: 0 DP: 1 HBP: 0	WP: 0 PB: 0 SB: 0 CS: 0	PA: 32
<b>PITCHER</b>	IP WLS BF H R ER SO BB IBB HBP BLK WP HR S P ERA WHIP																					
Joe Blanton, R (1, 1) ERA: 6.14	7.0 W 25 4 2 2 3 1 0 0 0 0 2 57 91 2.57 0.714																					
Ricardo Rincon, L (8, 1) ERA: 3.38	0.2 H 3 1 0 0 1 0 0 0 0 0 0 8 13 0.00 1.500																					
20 Huston Street, R (8, 1) ERA: 1.8	1.1 S 4 0 0 0 1 0 0 0 0 0 0 7 12 0.00 0.000																					

Toronto Blue Jays @ Oakland Athletics  
 McAfee Coliseum, Oakland, CA  
 Sat Jun 04 2005, 9:05 PM EDT  
 Att. 25,753 - Clear - 64 F

livebaseballscorecards.com

AB	31
R	2
H	5
RBI	2
BB	1
SO	5
LOB	6





Batter	1	2	3	4	5	6	7	8	9
Jason Kendall, R OBP: 0.317, SLG: 0.286 (1, 2)	0-1 G5-3		3-1 F9		1-2 F7		0-1 P4		
14 Mark Ellis, R OBP: 0.329, SLG: 0.357 (1, 4)	2-2 P4			3-2 G6-3		2-2 L6	2-1 G5-3		
23 Bobby Kielty, S OBP: 0.396, SLG: 0.400 (1, 7)	0-2 G2-3			3-1 P4		1-2 P3	2-3 K		
3 Eric Chavez, L OBP: 0.295, SLG: 0.363 (1, 5)		0-3 K		4-2 BB		4-2 HR		1-2 HR	
Eric Byrnes, R OBP: 0.327, SLG: 0.428 (1, 8)		0-0 F7		2-2 F9		2-1 HR		2-2 F8	
Scott Hatteberg, L OBP: 0.341, SLG: 0.354 (1, 10)		0-0 F8			0-3 K	2-2 G4-3		1-1 P4	
7 Bobby Crosby, R OBP: 0.407, SLG: 0.458 (1, 6)			0-2 F8		0-1 F8		4-2 BB	2-2 F7	
29 Dan Johnson, L OBP: 0.405, SLG: 0.333 (1, 3)			1-2 1B		1-0 1B		0-1 E		
Nick Swisher, S OBP: 0.289, SLG: 0.364 (1, 9)			1-1 F9		3-2 F8		1-1 E6		

AB	R	H	RBI	BB	SO	LOB
4	0	0	0	0	0	4
4	0	0	0	0	0	1
4	0	0	0	0	1	1
2	2	1	1	2	1	0
4	1	1	2	0	0	1
4	0	0	0	0	1	0
3	1	1	0	1	0	0
3	1	3	0	0	0	0
3	0	1	1	0	0	3

**BOTTOM**

**Toronto Blue Jays @ Oakland Athletics**  
**McAfee Coliseum, Oakland, CA**

Sat Jun 04 2005, 9:05 PM EDT  
 Att. 25,753 - Clear - 64 F

<b>AB</b>	<b>31</b>
<b>R</b>	<b>5</b>
<b>H</b>	<b>7</b>
<b>RBI</b>	<b>4</b>
<b>BB</b>	<b>3</b>
<b>SO</b>	<b>3</b>
<b>LOB</b>	<b>10</b>



1B: 4	SF: 0
2B: 1	SAC: 0
3B: 0	DP: 0
HR: 2	HBP: 0

WP: 1	PA: 34
PB: 0	
SB: 0	
CS: 0	

Inning Stats																																																																																																					
R: 0		H: 0		R: 0		H: 0		R: 0		H: 1		R: 0		H: 2		R: 2		H: 1		R: 1		H: 1																																																																															
E: 0		LOB: 0		E: 0		LOB: 0		E: 0		LOB: 1		E: 0		LOB: 2		E: 0		LOB: 0		E: 0		LOB: 0																																																																															
K: 0		BB: 0		K: 1		BB: 0		K: 0		BB: 0		K: 1		BB: 0		K: 1		BB: 1		K: 0		BB: 0																																																																															
S: 8		P: 10		S: 5		P: 5		S: 11		P: 16		S: 11		P: 23		S: 12		P: 17		S: 14		P: 25																																																																															
<table border="1"> <thead> <tr> <th colspan="17">PITCHER</th> </tr> <tr> <th>IP</th> <th>WLS</th> <th>BF</th> <th>H</th> <th>R</th> <th>ER</th> <th>SO</th> <th>BB</th> <th>IBB</th> <th>HBP</th> <th>BLK</th> <th>WP</th> <th>HR</th> <th>S</th> <th>P</th> <th>ERA</th> <th>WHIP</th> </tr> </thead> <tbody> <tr> <td>Ted Lilly, L</td> <td>(1, 1)</td> <td>6.0</td> <td>27</td> <td>6</td> <td>4</td> <td>4</td> <td>2</td> <td>3</td> <td>0</td> <td>0</td> <td>0</td> <td>1</td> <td>67</td> <td>107</td> <td>6.00</td> <td>1.500</td> </tr> <tr> <td>Vinnie Chulk, R</td> <td>(7, 1)</td> <td>1.0</td> <td>3</td> <td>0</td> <td>0</td> <td>1</td> <td>0</td> <td>0</td> <td>0</td> <td>0</td> <td>1</td> <td>0</td> <td>9</td> <td>13</td> <td>0.00</td> <td>0.000</td> </tr> <tr> <td>Justin Speier, R</td> <td>(8, 1)</td> <td>1.0</td> <td>4</td> <td>1</td> <td>1</td> <td>1</td> <td>0</td> <td>0</td> <td>0</td> <td>0</td> <td>0</td> <td>1</td> <td>11</td> <td>17</td> <td>9.00</td> <td>1.000</td> </tr> </tbody> </table>																	PITCHER																	IP	WLS	BF	H	R	ER	SO	BB	IBB	HBP	BLK	WP	HR	S	P	ERA	WHIP	Ted Lilly, L	(1, 1)	6.0	27	6	4	4	2	3	0	0	0	1	67	107	6.00	1.500	Vinnie Chulk, R	(7, 1)	1.0	3	0	0	1	0	0	0	0	1	0	9	13	0.00	0.000	Justin Speier, R	(8, 1)	1.0	4	1	1	1	0	0	0	0	0	1	11	17	9.00	1.000
PITCHER																																																																																																					
IP	WLS	BF	H	R	ER	SO	BB	IBB	HBP	BLK	WP	HR	S	P	ERA	WHIP																																																																																					
Ted Lilly, L	(1, 1)	6.0	27	6	4	4	2	3	0	0	0	1	67	107	6.00	1.500																																																																																					
Vinnie Chulk, R	(7, 1)	1.0	3	0	0	1	0	0	0	0	1	0	9	13	0.00	0.000																																																																																					
Justin Speier, R	(8, 1)	1.0	4	1	1	1	0	0	0	0	0	1	11	17	9.00	1.000																																																																																					

Batter	1	2	3	4	5	6	7	8	9	AB R H RBI BB SO LOB	TOP											
3 Reed Johnson, R OBP: 0.363, SLG: 0.481 (1, 7)	0-1 G6-4-3 1B			1-2 L7		1-2 G1-3			2-2 G3-1	4 0 1 0 0 0 1												
Frank Catalanotto, L OBP: 0.374, SLG: 0.432 (1, 10)	2-2 G6-4-3 1-2f			0-0 10 HR 1B		2-2 F7			1-0 G4-3	4 1 1 0 0 0 2												
10 Vernon Wells, R OBP: 0.298, SLG: 0.463 (1, 8)	1-3 K2-3			0-1 1-H HR			2-2 G6-3		0-1 1B 2B	3 1 1 2 0 1 0 1 1 1 1 0 0 0												
8 Russ Adams, L OBP: 0.293, SLG: 0.412 (9, PH)									2-3 3-H 2B													
Shea Hillenbrand, R OBP: 0.360, SLG: 0.439 (1, 5)			3-2 P3	2-3 K		2-1 F8			4-1 1B BB	3 0 0 0 0 1 0 0 0 0 0 0 1 0 0												
2 Aaron Hill, R OBP: 0.403, SLG: 0.526 (7, 5)																						
Eric Hinske, L OBP: 0.340, SLG: 0.431 (1, 3)			2-2 L3	1-3 K		1-1 F7			2-1 1-3 2-H 1B	4 0 1 1 0 1 0												
9 Gregg Zaun, S OBP: 0.351, SLG: 0.434 (1, 2)			0-2 G2-3		2-2 G6-3			1-1 P3	0-0 G4-3	1 0 0 0 0 0 0 3 0 0 0 0 0 2												
Ken Huckaby, R OBP: 0.189, SLG: 0.143 (4, 2)																						
15 Alex Rios, R OBP: 0.325, SLG: 0.444 (1, 9)				2-1 F8		1-3 K			1-2 F8	3 0 0 0 0 1 0												
Orlando Hudson, S OBP: 0.313, SLG: 0.379 (1, 4)																						
Frank Menechino, R OBP: 0.333, SLG: 0.273 (5, PH)				2-2 G6-3 1B		1-0 L5			3-1 F8	1 0 1 0 0 0 0 2 0 0 0 0 0 0												
(5, 4)																						
John McDonald, R OBP: 0.375, SLG: 0.368 (1, 6)				1-0 G6-3 1-2f		2-2 G5-3			3-1 G4-3 3 G3-1 8 2B HBP	2 1 0 0 0 0 1												
<b>Inning Stats</b>	R: 0 E: 0 K: 1 S: 11	H: 1 LOB: 0 BB: 0 P: 14	R: 0 E: 0 K: 0 S: 11	H: 0 LOB: 0 BB: 0 P: 16	R: 0 E: 0 K: 0 S: 6	H: 1 LOB: 0 BB: 0 P: 11	R: 2 E: 0 K: 2 S: 13	H: 2 LOB: 0 BB: 0 P: 17	R: 0 E: 0 K: 1 S: 9	H: 0 LOB: 0 BB: 0 P: 13	R: 0 E: 0 K: 0 S: 9	H: 0 LOB: 0 BB: 0 P: 14	R: 0 E: 0 K: 0 S: 7	H: 0 LOB: 0 BB: 0 P: 12	R: 0 E: 0 K: 0 S: 8	H: 0 LOB: 0 BB: 0 P: 13	R: 2 E: 0 K: 0 S: 12	H: 2 LOB: 2 BB: 1 P: 24	1B: 4 2B: 1 3B: 0 HR: 1	SF: 0 SAC: 0 DP: 2 HBP: 1	WP: 0 PB: 0 SB: 0 CS: 0	PA: 33
<b>PITCHER</b>	IP WLS BF H R ER SO BB IBB HBP BLK WP HR S P ERA WHIP																					
Dan Haren, R ERA: 4.17 (1, 1)	7.0 W 23 4 2 2 4 0 0 0 0 0 1 66 97 2.57 0.571																					
50 Kiko Calero, R ERA: 7.84 (8, 1)	1.0 3 0 0 0 0 0 0 0 0 0 0 8 13 0.00 0.000																					
Keiichi Yabu, R ERA: 4.03 (9, 1)	1.0 7 2 2 2 0 1 0 1 0 0 0 12 24 18.00 3.000																					

Toronto Blue Jays @ Oakland Athletics  
 McAfee Coliseum, Oakland, CA  
 Sun Jun 05 2005, 4:05 PM EDT  
 Att. 28,754 - Sunny - 67 F

livebaseballscorecards.com

AB	31
R	4
H	6
RBI	4
BB	1
SO	4
LOB	6



Batter	1	2	3	4	5	6	7	8	9	AB R H RBI BB SO LOB
--------	---	---	---	---	---	---	---	---	---	----------------------

<b>Marco Scutaro, R</b> (1, 4) OBP: 0.332, SLG: 0.390 (7, 6)	0-1 HR	2-2 7 1B	2-0 7 BB HR 1B		1-1 G6-3			4-2 14 1B BB		4 3 3 1 1 0 0
---	-----------	-------------	----------------------	--	-------------	--	--	--------------------	--	---------------

<b>7 Bobby Crosby, R</b> (1, 6) OBP: 0.452, SLG: 0.519 <b>14 Mark Ellis, R</b> (7, 4) OBP: 0.333, SLG: 0.362	2-0 1B 29 SF8 2B	3-1 3 HR 1B	4-1 HR BB		3-2 G6-3			2-2 1-2 1B		3 3 2 1 1 0 0 1 0 1 0 0 0 0
---	---------------------------	-------------------	-----------------	--	-------------	--	--	------------------	--	--------------------------------

<b>3 Eric Chavez, L</b> (1, 5) OBP: 0.298, SLG: 0.377	0-2 P4	0-0 SAFE HR	3-3 K		3-1 G3-6-1 1B			2-0 F9		5 1 2 2 0 1 5
---	-----------	-------------------	----------	--	---------------------	--	--	-----------	--	---------------

<b>Scott Hatteberg, L</b> (1, 10) OBP: 0.347, SLG: 0.376	1-1 23 BB 2B 1B	0-1 23 1B 29 WP 1B	2-0 HR		2-0 G3-6-1 1-2f			2-1 F7		5 3 3 3 0 0 3
--	--------------------------	-----------------------------	-----------	--	-----------------------	--	--	-----------	--	---------------

<b>23 Bobby Kielty, S</b> (1, 7) OBP: 0.401, SLG: 0.402 <b>Charles Thomas, L</b> (6, PH) OBP: 0.259, SLG: 0.111 (7, 8)	4-2 2B 1B BB	1-1 29 1B	1-1 G4-3		0-1 G1-3			1-1 G4-3		2 1 1 0 1 0 0 2 0 0 0 0 0 2
--	-----------------------	--------------	-------------	--	-------------	--	--	-------------	--	--------------------------------

<b>29 Dan Johnson, L</b> (1, 3) OBP: 0.390, SLG: 0.333	2-2 SF8	2-1 G6-3 1B			1-2 L7			0-0 P5		3 0 1 2 0 0 0
--	------------	-------------------	--	--	-----------	--	--	-----------	--	---------------

<b>Eric Byrnes, R</b> (1, 8) OBP: 0.325, SLG: 0.430 (7, 7)	1-1 1B 2B	1-1 P4			2-1 G6-3			3-2 P6		4 1 1 1 0 0 2
---	-----------------	-----------	--	--	-------------	--	--	-----------	--	---------------

<b>Nick Swisher, S</b> (1, 9) OBP: 0.295, SLG: 0.369	0-2 1B	3-2 G6-3			2-2 G6-3			1-1 1B		4 0 2 2 0 0 2
--	-----------	-------------	--	--	-------------	--	--	-----------	--	---------------

<b>17 Adam Melhuse, S</b> (1, 2) OBP: 0.129, SLG: 0.161	SAFE K				1-1 G3-1			1-0 F7		4 0 0 0 0 1 2
---	-----------	--	--	--	-------------	--	--	-----------	--	---------------

Inning Stats	R: 5 E: 0 K: 1 S: 25	H: 5 LOB: 1 BB: 1 P: 37	R: 4 E: 0 K: 0 S: 18	H: 6 LOB: 1 BB: 0 P: 30	R: 3 E: 0 K: 1 S: 10	H: 2 LOB: 0 BB: 1 P: 23	R: 0 E: 0 K: 0 S: 8	H: 0 LOB: 0 BB: 0 P: 13	R: 0 E: 0 K: 0 S: 7	H: 0 LOB: 0 BB: 0 P: 11	R: 0 E: 0 K: 0 S: 5	H: 1 LOB: 0 BB: 0 P: 10	R: 0 E: 0 K: 0 S: 7	H: 1 LOB: 1 BB: 0 P: 12	R: 0 E: 0 K: 0 S: 12	H: 1 LOB: 2 BB: 1 P: 23
--------------	-------------------------------	----------------------------------	-------------------------------	----------------------------------	-------------------------------	----------------------------------	------------------------------	----------------------------------	------------------------------	----------------------------------	------------------------------	----------------------------------	------------------------------	----------------------------------	-------------------------------	----------------------------------

PITCHER	IP	WLS	BF	H	R	ER	SO	BB	IBB	HBP	BLK	WP	HR	S	P	ERA	WHIP
<b>Chad Gaudin, R</b> (1, 1) ERA: 13.5	1.0	L	11	7	7	7	1	1	0	0	0	0	1	31	48	63.00	8.000
<b>37 Scott Downs, L</b> (2, 1) ERA: 4.7	2.0		12	6	5	5	1	1	0	0	0	1	2	22	42	22.50	3.500
<b>Pete Walker, R</b> (4, 1) ERA: 1.2	2.0		6	0	0	0	0	0	0	0	0	0	0	15	24	0.00	0.000
<b>Scott Schoeneweis, L</b> (6, 1) ERA: 6.0	1.0		3	1	0	0	0	0	0	0	0	0	0	5	10	0.00	1.000
<b>54 Jason Frasor, R</b> (7, 1) ERA: 3.09	1.0		4	1	0	0	0	0	0	0	0	0	0	7	12	0.00	1.000

**BOTTOM**

<b>Toronto Blue Jays @ Oakland Athletics</b> <b>McAfee Coliseum, Oakland, CA</b> Sun Jun 05 2005, 4:05 PM EDT Att: 28,754 - Sunny - 67 F
---

livebaseballscores.com

<b>AB</b> 37 <b>R</b> 12 <b>H</b> 16 <b>RBI</b> 12 <b>BB</b> 3 <b>SO</b> 2 <b>LOB</b> 16
--



WP	PA
WP: 1	PA: 41
PB: 0	SB: 0
CS: 0	

Batter	1	2	3	4	5	6	7	8	9	AB R H RBI BB SO LOB	TOP											
3 Reed Johnson, R OBP: 0.364, SLG: 0.500 (1, 7)	2-3 K	3-2 HR		3-2 1B		3-2 G6-3			3-2 G5-3	5 1 2 3 0 1 1												
15 Alex Rios, R OBP: 0.317, SLG: 0.433 (1, 9)	0-3 K	0-0 G6-3		2-1 F8			2-3 K		2-2 G5-3	5 0 0 0 0 2 3												
10 Vernon Wells, R OBP: 0.301, SLG: 0.468 (1, 8)	0-0 2B	3-2 F8			0-0 1B		2-3 K			4 1 2 0 0 1 0												
Shea Hillenbrand, R OBP: 0.358, SLG: 0.433 (1, 3)	4-0 BB		1-0 F9		0-0 L5		2-2 G5-3			3 0 0 0 1 0 1												
2 Aaron Hill, R OBP: 0.394, SLG: 0.508 (1, 5)	1-0 1B		2-1 G3-1		0-0 E8		1-3 K			4 0 1 1 0 1 1												
Frank Menechino, R OBP: 0.314, SLG: 0.254 Vinnie Chulk, R Miguel Batista, R	2-2 FC6-4		2-2 G5-3		0-1 FC6		0-3 K			4 0 0 0 0 1 4 0 0 0 0 0 0 0 0 0 0 0 0 0 0												
9 Gregg Zaun, S OBP: 0.354, SLG: 0.432 (1, 2)		3-2 1B		4-2 BB		0-0 L7		0-1 P5		3 0 1 0 1 0 2												
John McDonald, R OBP: 0.368, SLG: 0.377 (1, 6)		1-1 HR		2-2 1B		1-3 K		1-1 2B		4 1 1 0 0 1 2												
39 Gustavo Chacin, L Orlando Hudson, S		1-0 SH		0-3 K		1-3 K		3-2 G5-3		2 1 0 0 0 2 1 1 0 0 0 0 0 1												
<b>Inning Stats</b>	R: 1 E: 0 K: 2 S: 11	H: 2 LOB: 2 BB: 1 P: 20	R: 3 E: 0 K: 0 S: 13	H: 2 LOB: 0 BB: 0 P: 24	R: 0 E: 0 K: 0 S: 6	H: 0 LOB: 0 BB: 0 P: 11	R: 0 E: 0 K: 1 S: 17	H: 1 LOB: 2 BB: 1 P: 28	R: 0 E: 1 K: 0 S: 6	H: 1 LOB: 2 BB: 0 P: 6	R: 0 E: 0 K: 2 S: 9	H: 0 LOB: 0 BB: 0 P: 14	R: 0 E: 0 K: 2 S: 14	H: 0 LOB: 0 BB: 0 P: 20	R: 0 E: 0 K: 2 S: 8	H: 0 LOB: 0 BB: 0 P: 9	R: 0 E: 0 K: 0 S: 13	H: 1 LOB: 1 BB: 0 P: 22	1B: 4 2B: 2 3B: 0 HR: 1	SF: 0 SAC: 1 DP: 0 HBP: 0	WP: 0 PB: 0 SB: 1 CS: 0	PA: 38
<b>PITCHER</b>	IP WLS BF H R ER SO BB IBB HBP BLK WP HR S P ERA WHIP																					
49 John Koronka, L ERA: 5.73	6.0 L 28 6 4 4 5 2 0 0 0 0 0 1 62 103 6.00 1.333																					
Todd Wellemeyer, R ERA: 1.65	1.0 3 0 0 0 2 0 0 0 0 0 0 0 14 20 0.00 0.000																					
Joe Borowski, R ERA: 2.84	1.0 3 0 0 0 2 0 0 0 0 0 0 0 8 9 0.00 0.000																					
Mike Remlinger, L ERA: 4.61	1.0 4 1 0 0 0 0 0 0 0 0 0 0 13 22 0.00 1.000																					

Toronto Blue Jays @ Chicago Cubs  
Wrigley Field, Chicago, IL  
Mon Jun 06 2005, 7:05 PM CDT  
Att: 38,807 - Clear - 87 F

livebaseballscorecards.com

AB 35  
R 4  
H 7  
RBI 4  
BB 2  
SO 9  
LOB 16



Batter	1	2	3	4	5	6	7	8	9	AB	R	H	RBI	BB	SO	LOB
Jerry Hairston, R OBP: 0.374, SLG: 0.367 Corey Patterson, L OBP: 0.301, SLG: 0.437 (1, 8) (8, PH) (9, 8)	2-1 S 25 1B	1-1 G6-4-3 1-2f			1-1 G4-3			1-1 G4-3		3	0	1	0	0	0	3
Neifi Perez, S OBP: 0.341, SLG: 0.475 (1, 6)	1-3 SAFE K		1-3 K		1-0 F9			0-0 G3		4	0	0	0	0	2	1
25 Derrek Lee, R OBP: 0.470, SLG: 0.712 (1, 3)	2-1 FC6-4 1-2 1B		2-3 K		3-2 G5-4-3 HBP			3-1 F9		3	0	1	0	0	1	0
16 Aramis Ramirez, R OBP: 0.336, SLG: 0.515 (1, 5)	0-0 L7		3-1 G6-3		2-1 P3			0-1 HR		4	1	1	1	0	0	3
Jason Dubois, R OBP: 0.316, SLG: 0.500 (1, 7)	2-2 FC6-4 1-2f 2-3		1-3 K		1-1 G5-4-3 1-2f			0-0 1B 2B		4	0	1	0	0	1	3
Jeremy Burnitz, L OBP: 0.314, SLG: 0.450 (1, 9)		2-3 K		1-1 F7			0-0 G3		1-3 K	4	0	0	0	0	2	1
Michael Barrett, R OBP: 0.317, SLG: 0.452 (1, 2)		1-1 E9 49 BB 1B		2-1 WP 1B			1-1 G5-3		1-0 G6-3 1B	4	0	2	0	0	0	0
Jose Macias, S OBP: 0.291, SLG: 0.327 (1, 4)		0-0 49 BB 1B		1-2 G4-3			1-2 G6-3 2B		0-0 G6-3 1-2f	4	0	2	0	0	0	3
49 John Koronka, L Todd Wellemeyer, R OBP: 0.333, SLG: 0.333 Todd Hollandsworth, L OBP: 0.305, SLG: 0.313 Joe Borowski, R Mike Remlinger, L (1, 1) (7, 1) (7, PH) (8, 1) (9, 1)		4-0 G6-4-3 BB		0-3 K			0-1 G4-3			1	0	0	0	0	1	0

Inning Stats	R: 0	H: 2	E: 0	K: 1	S: 13	H: 2	LOB: 2	BB: 0	P: 20	R: 0	H: 1	E: 1	K: 1	S: 8	H: 1	LOB: 2	BB: 1	P: 16	R: 0	H: 0	E: 0	K: 2	S: 9	H: 0	LOB: 0	BB: 0	P: 15	R: 0	H: 1	E: 0	K: 1	S: 11	H: 1	LOB: 1	BB: 0	P: 16	R: 0	H: 0	E: 0	K: 1	S: 6	H: 0	LOB: 0	BB: 0	P: 8	R: 0	H: 0	E: 0	K: 0	S: 6	H: 0	LOB: 0	BB: 0	P: 12	R: 0	H: 1	E: 0	K: 0	S: 8	H: 1	LOB: 1	BB: 0	P: 10	R: 0	H: 0	E: 0	K: 0	S: 5	H: 0	LOB: 0	BB: 0	P: 9	R: 1	H: 3	E: 0	K: 1	S: 8	H: 3	LOB: 1	BB: 0	P: 10	1B: 5	2B: 2	3B: 0	HR: 1	SF: 0	SAC: 0	DP: 3	HBP: 1	WP: 1	PB: 0	SB: 1	CS: 0	PA: 35
--------------	------	------	------	------	-------	------	--------	-------	-------	------	------	------	------	------	------	--------	-------	-------	------	------	------	------	------	------	--------	-------	-------	------	------	------	------	-------	------	--------	-------	-------	------	------	------	------	------	------	--------	-------	------	------	------	------	------	------	------	--------	-------	-------	------	------	------	------	------	------	--------	-------	-------	------	------	------	------	------	------	--------	-------	------	------	------	------	------	------	------	--------	-------	-------	-------	-------	-------	-------	-------	--------	-------	--------	-------	-------	-------	-------	--------

PITCHER	IP	WLS	BF	H	R	ER	SO	BB	IBB	HBP	BLK	WP	HR	S	P	ERA	WHIP
39 Gustavo Chacin, L ERA: 3.04 (1, 1)	7.0	W	27	5	0	0	6	1	0	1	0	1	0	61	97	0.00	0.857
Vinnie Chulk, R ERA: 3.67 (8, 1)	1.0		4	1	1	1	0	0	0	0	0	0	1	7	11	9.00	1.000
Miguel Batista, R ERA: 1.85 (9, 1)	1.0	S	4	2	0	0	1	0	0	0	0	0	0	6	8	0.00	2.000

**BOTTOM**

**Toronto Blue Jays @ Chicago Cubs**  
**Wrigley Field, Chicago, IL**  
 Mon Jun 06 2005, 7:05 PM CDT  
 Att. 38,807 - Clear - 87 F

livebaseballscores.com

<b>AB</b>	<b>33</b>
<b>R</b>	<b>1</b>
<b>H</b>	<b>8</b>
<b>RBI</b>	<b>1</b>
<b>BB</b>	<b>1</b>
<b>SO</b>	<b>7</b>
<b>LOB</b>	<b>15</b>



Batter	1	2	3	4	5	6	7	8	9	AB R H RBI BB SO LOB	TOP
<b>3 Reed Johnson, R</b> (1, 7) <small>OBP: 0.368, SLG: 0.514</small> <b>Scott Schoeneweis, L</b> (7, 1) <small>OBP: 0.343, SLG: 0.431</small> <b>54 Jason Frasier, R</b> (8, 1) <b>Eric Hinske, L</b> (9, PH) <small>OBP: 0.343, SLG: 0.431</small> <b>Miguel Batista, R</b> (9, 1)	2-1  <b>1B</b>		1-2 <b>G4-3</b> 		2-2  <b>3B</b>		1-3 <b>K</b> 		4-2  <b>BB</b>	4 2 2 0 0 1 0 0 0 0 0 0 0 0 0 0 0 0 0 0 0 0 1 0 0 1 0 0 0 0 0 0 0 0 0	
<b>15 Alex Rios, R</b> (1, 9) <small>OBP: 0.324, SLG: 0.431</small>	4-1  <b>BB</b>		4-2  <b>BB</b>		1-2 <b>F8</b> 		3-3 <b>K</b> 	1-1  <b>1B</b>	3 1 1 0 2 1 0		
<b>10 Vernon Wells, R</b> (1, 8) <small>OBP: 0.307, SLG: 0.477</small>	2-1  <b>2B</b>		1-2 <b>FC4-6</b> 		4-0  <b>BB</b>		1-0  <b>2B</b>	1-3 <b>K</b> 	4 0 2 1 1 1 2		
<b>Shea Hillenbrand, R</b> (1, 3) <small>OBP: 0.356, SLG: 0.434</small>	3-2 <b>P3</b> 		2-2 <b>F8</b> 		0-0 <b>L9</b> 		2-2  <b>2B</b>		4 1 1 0 0 0 4		
<b>2 Aaron Hill, R</b> (1, 5) <small>OBP: 0.386, SLG: 0.492</small>	1-2 <b>G4-3</b>  <b>2B</b>			3-2 <b>L9</b> 		0-1 <b>G4-3</b> 		1-1  <b>1B</b>	4 1 1 2 0 0 1		
<b>Frank Menechino, R</b> (1, 4) <small>OBP: 0.315, SLG: 0.258</small> <b>Pete Walker, R</b> (6, 1) <b>Frank Catalanotto, L</b> (7, 7) <small>OBP: 0.378, SLG: 0.436</small>	2-0 <b>G6-3</b> 		1-1  <b>1B</b>		2-2 <b>L8</b> 		3-2  <b>1B</b>	1-2  <b>1B</b>	3 0 1 0 0 0 1 0 0 0 0 0 0 0 1 0 1 0 0 0 0		
<b>9 Gregg Zaun, S</b> (1, 2) <small>OBP: 0.352, SLG: 0.426</small>		2-2 <b>G6-3</b> 		1-3 <b>K</b> 		1-0 <b>F7</b> 		0-1  <b>1B</b>	4 0 1 1 0 1 1		
<b>John McDonald, R</b> (1, 6) <small>OBP: 0.347, SLG: 0.354</small>		2-1 <b>G1-3</b> 		2-2 <b>F9</b> 		1-2 <b>G4-3</b> 		1-2 <b>G1-3</b> 	4 0 0 0 0 0 3		
<b>Josh Towers, R</b> (1, 1) <b>Orlando Hudson, S</b> (6, 4) <small>OBP: 0.308, SLG: 0.374</small>		0-0 <b>L9</b> 		1-3 <b>K</b> 		2-1 <b>G4-3</b> 		3-2 <b>P5</b> 	2 0 0 0 0 1 0 2 0 0 0 0 0 0		
<b>Inning Stats</b>	R: 2 H: 2 E: 0 LOB: 1 K: 0 BB: 1 S: 13 P: 27	R: 0 H: 0 E: 0 LOB: 0 K: 0 BB: 0 S: 8 P: 12	R: 0 H: 0 E: 0 LOB: 1 K: 0 BB: 0 S: 12 P: 20	R: 0 H: 1 E: 0 LOB: 1 K: 1 BB: 0 S: 11 P: 18	R: 1 H: 1 E: 1 LOB: 1 K: 1 BB: 1 S: 10 P: 18	R: 0 H: 0 E: 0 LOB: 0 K: 0 BB: 0 S: 6 P: 9	R: 0 H: 0 E: 0 LOB: 0 K: 1 BB: 0 S: 8 P: 12	R: 2 H: 5 E: 0 LOB: 2 K: 1 BB: 0 S: 19 P: 30	R: 1 H: 1 E: 1 LOB: 0 K: 1 BB: 1 S: 11 P: 20	1B: 6 SF: 0 2B: 3 SAC: 0 3B: 1 DP: 0 HR: 0 HBP: 0	WP: 0 PA: 39 PB: 0 SB: 1 CS: 1
<b>PITCHER</b> <b>Glendon Rusch, L</b> (1, 1) <small>ERA: 2.07</small> <b>Todd Wellemeyer, R</b> (7, 1) <small>ERA: 2.5</small> <b>13 Will Ohman, L</b> (8, 1) <small>ERA: 2.25</small> <b>43 Michael Wuerz, R</b> (8, 1) <small>ERA: 3.62</small>	IP WLS BF H R ER SO BB IBB HBP BLK WP HR S P ERA WHIP 6.0 0 25 4 3 2 2 3 0 0 0 0 0 60 104 3.00 1.167 1.2 L 7 3 2 2 2 0 0 0 0 0 0 0 19 30 10.80 1.800 0.0 2 2 0 0 0 0 0 0 0 0 0 0 5 8 ∞ ∞ 1.1 5 1 1 0 1 1 0 0 0 0 0 0 14 24 0.00 1.500					<b>PITCHER</b> IP WLS BF H R ER SO BB IBB HBP BLK WP HR S P ERA WHIP					

**Toronto Blue Jays @ Chicago Cubs**  
 Wrigley Field, Chicago, IL  
 Tue Jun 07 2005, 7:05 PM CDT  
 Att. 39,159 - Clear - 80 F

AB	35
R	6
H	10
RBI	4
BB	4
SO	5
LOB	12



BOTTOM

Toronto Blue Jays @ Chicago Cubs  
Wrigley Field, Chicago, IL  
Tue Jun 07 2005, 7:05 PM CDT  
Att. 39,159 - Clear - 80 F

livebaseballscorecards.com

AB 35  
R 4  
H 10  
RBI 4  
BB 3  
SO 4  
LOB 13



WP: 0 PA: 40  
PB: 0  
SB: 0  
CS: 0

AB R H RBI BB SO LOB

4 0 1 0 1 0 0

4 0 1 0 1 0 1

5 0 1 0 0 2 4

5 0 1 0 0 2 3

3 2 2 0 1 0 0

3 0 1 0 0 0 3

3 0 0 2 0 0 0

4 2 3 2 0 0 0

2 0 0 0 0 0 0  
1 0 0 0 0 0 2  
0 0 0 0 0 0 0  
0 0 0 0 0 0 0  
0 0 0 0 0 0 0  
1 0 0 0 0 0 0

1B: 5 SF: 1  
2B: 3 SAC: 1  
3B: 0 DP: 0  
HR: 2 HBP: 0

Batter	1	2	3	4	5	6	7	8	9
Neifi Perez, S OBP: 0.342, SLG: 0.471 (1, 6)	1-2 1B		4-0 25 G2-3 BB		1-0 B1-3		2-1 L8	0-0 G4-3	
Todd Walker, L OBP: 0.333, SLG: 0.483 (1, 4)	0-1 L7		4-2 25 G2-3 BB		0-0 2B		3-1 F7		1-1 P6
25 Derrek Lee, R OBP: 0.465, SLG: 0.700 (1, 3)	0-3 K		3-0 G2-3		2-2 G5-3		3-2 16 BB 1B		0-3 K
Jeremy Burnitz, L OBP: 0.311, SLG: 0.444 (1, 9)	2-3 K		1-2 G1-3			3-3 K	0-0 16 BB 1B		1-2 G3
16 Aramis Ramirez, R OBP: 0.344, SLG: 0.527 (1, 5)		0-1 F8		1-0 SH1 G6-3 2B		1-1 1B SF9 2B	4-1 1-2 2-3 BB		
Corey Patterson, L OBP: 0.301, SLG: 0.436 (1, 8)		1-0 G3		0-0 SH1		2-1 1B	0-1 G1-3		
Todd Hollandsworth, L OBP: 0.295, SLG: 0.305 (1, 7)		2-2 G4-3		0-1 G6-3		1 SAFE 1 SAFE 1 SAFE SF9		0-0 B1-3	
Michael Barrett, R OBP: 0.327, SLG: 0.497 (1, 2)			0-0 HR	0-1 G5-3		1 SAFE 1 SAFE 1-3 1B	3-2 HR		
Glendon Rusch, L OBP: 0.211, SLG: 0.222 (1, 1)			0-0 F7		1-2 G3-1	2-1 G4-3		0-2 G5-3	
Jose Maciejko, S OBP: 0.286, SLG: 0.321 (6, PH)									
Todd Weller, R OBP: 0.333, SLG: 0.333 (7, 1)									
13 Will Ohman, L (8, 1)									
43 Michael Wuerzt, R (8, 1)									
Jerry Hairston, R OBP: 0.371, SLG: 0.364 (8, 8)									

Inning Stats	R: 0	H: 1	E: 0	K: 2	S: 11	LOB: 1	BB: 0	P: 14
	R: 0	H: 0	E: 0	K: 0	S: 6	LOB: 0	BB: 0	P: 9
	R: 1	H: 1	E: 0	K: 0	S: 11	LOB: 2	BB: 2	P: 22
	R: 1	H: 1	E: 0	K: 0	S: 6	LOB: 0	BB: 0	P: 7
	R: 0	H: 1	E: 0	K: 0	S: 8	LOB: 1	BB: 0	P: 12
	R: 1	H: 3	E: 0	K: 1	S: 18	LOB: 2	BB: 0	P: 27
	R: 0	H: 2	E: 0	K: 0	S: 12	LOB: 3	BB: 1	P: 24
	R: 1	H: 1	E: 0	K: 0	S: 10	LOB: 0	BB: 0	P: 13
	R: 0	H: 0	E: 0	K: 1	S: 12	LOB: 0	BB: 0	P: 14

PITCHER	IP	WLS	BF	H	R	ER	SO	BB	IBB	HBP	BLK	WP	HR	S	P	ERA	WHIP
Josh Towers, R ERA: 4.61 (1, 1)	5.1		23	5	3	3	3	2	0	0	0	0	1	52	78	5.06	1.312
Pete Walker, R ERA: 1.15 (6, 1)	1.1	B	9	4	0	0	0	1	0	0	0	0	0	18	35	0.00	3.750
Scott Schoeneweis, L ERA: 5.79 (7, 1)	0.2	W	2	0	0	0	0	0	0	0	0	0	0	3	3	0.00	0.000
54 Jason Frasor, R ERA: 3.38 (8, 1)	0.2	H	3	1	1	1	0	0	0	0	0	0	1	9	12	13.50	1.500
Miguel Batista, R ERA: 1.78 (9, 1)	1.0	S	3	0	0	0	1	0	0	0	0	0	0	12	14	0.00	0.000

Batter	1	2	3	4	5	6	7	8	9	AB R H RBI BB SO LOB	TOP											
3 Reed Johnson, R (1, 9) OBP: 0.365, SLG: 0.507	1-1 G5-3			2-3 K		3-2 G4-3 1B		3-3 K		4 0 1 0 0 2 1	<b>Toronto Blue Jays @ Chicago Cubs</b> Wrigley Field, Chicago, IL Wed Jun 08 2005, 1:20 PM CDT Att. 38,086 - Sunny - 86 F											
Frank Catalanotto, L (1, 7) OBP: 0.375, SLG: 0.431	3-1 G6-3			1-1 G1-3		2-1 G4-3 1-2		3-1 2 BB 1B	4 0 1 0 0 0 1													
10 Vernon Wells, R (1, 8) OBP: 0.302, SLG: 0.469	3-3 K			2-3 K		0-0 G5-3		1-3 K	4 0 0 0 0 3 2													
Eric Hinske, L (1, 3) OBP: 0.336, SLG: 0.422		0-0 G3-1			3-1 G4-3		1-1 G5-3	2-3 K	4 0 0 0 0 1 1													
2 Aaron Hill, R (1, 5) OBP: 0.392, SLG: 0.485		1-1 G5-3			3-2 FC3-6 1B		2-3 K	4-2 1-2 BB	3 0 1 0 1 1 0													
Orlando Hudson, S (1, 4) OBP: 0.303, SLG: 0.367		2-1 G3			2-1 FC3-6 8 BB 1-2f		3-3 K	2-3 K	4 0 0 0 0 2 3													
8 Russ Adams, L (1, 6) OBP: 0.294, SLG: 0.406			2-2 G5-3		4-2 1-2 BB		1-2 P4		2 0 0 0 1 0 0													
Ken Huckaby, R (1, 2) OBP: 0.182, SLG: 0.137			1-0 G5-3		0-0 G5-3		1-1 F8		2 0 0 0 0 0 2													
9 Gregg Zaun, S (8, PH) OBP: 0.350, SLG: 0.423 (8, 2)									1 0 0 0 0 0 0													
32 Roy Halladay, R (1, 1) Shea Hillenbrand, R (8, PH) Vinnie Chulk, R (8, 1)			1-0 G4-3			3-3 K		4-1 BB	2 0 0 0 0 1 0 0 0 0 0 1 0 0 0 0 0 0 0 0 0													
<b>Inning Stats</b>	R: 0 E: 0 K: 1 S: 7	H: 0 LOB: 0 BB: 0 P: 14	R: 0 E: 0 K: 0 S: 5	H: 0 LOB: 0 BB: 0 P: 8	R: 0 E: 0 K: 0 S: 6	H: 0 LOB: 0 BB: 0 P: 10	R: 0 E: 0 K: 2 S: 8	H: 0 LOB: 0 BB: 0 P: 13	R: 0 E: 0 K: 0 S: 13	H: 1 LOB: 2 BB: 1 P: 25	R: 0 E: 0 K: 1 S: 12	H: 1 LOB: 1 BB: 0 P: 20	R: 0 E: 0 K: 2 S: 9	H: 0 LOB: 0 BB: 0 P: 15	R: 0 E: 0 K: 1 S: 9	H: 0 LOB: 1 BB: 1 P: 18	R: 0 E: 0 K: 3 S: 13	H: 1 LOB: 2 BB: 1 P: 25	1B: 3 2B: 0 3B: 0 HR: 0	SF: 0 SAC: 0 DP: 0 HBP: 0	WP: 0 PB: 0 SB: 0 CS: 0	PA: 33
<b>PITCHER</b>	IP WLS BF H R ER SO BB IBB HBP BLK WP HR S P ERA WHIP																					
Sergio Mitre, R (1, 1) ERA: 4.88	7.0 W 24 2 0 0 6 1 0 0 0 0 0 0 60 105 0.00 0.429																					
43 Michael Wuertz, R (8, 1) ERA: 3.49	1.0 H 4 0 0 0 1 1 0 0 0 0 0 0 9 18 0.00 1.000																					
46 Ryan Dempster, R (9, 1) ERA: 4.63	1.0 S 5 1 0 0 3 1 0 0 0 0 0 0 13 25 0.00 2.000																					

livebaseballscorecards.com

<b>AB</b>	30
<b>R</b>	0
<b>H</b>	3
<b>RBI</b>	0
<b>BB</b>	3
<b>SO</b>	10
<b>LOB</b>	10





Batter	1	2	3	4	5	6	7	8	9	AB	R	H	RBI	BB	SO	LOB
<b>Neifi Perez, S</b> OBP: 0.336, SLG: 0.462 (1, 6)	2-2 G4-3		1-0 P6		1-2 G1-3		1 SAFE 1-0 G4-3			4	0	0	0	0	0	2
<b>Corey Patterson, L</b> OBP: 0.300, SLG: 0.432 (1, 8)	1-3 K		0-2 25 S 1B		1-3 K			2-2 G4-3		4	0	1	1	0	2	0
<b>25 Derrek Lee, R</b> OBP: 0.461, SLG: 0.696 (1, 3)	1-2 G6-3		1-3 K		0-1 2B			1-2 L9		4	0	1	0	0	1	1
<b>16 Aramis Ramirez, R</b> OBP: 0.338, SLG: 0.517 (1, 5)		1-2 G5-3		0-0 F8	1-1 G5-3			1-2 L5		4	0	0	0	0	0	1
<b>Todd Walker, L</b> OBP: 0.319, SLG: 0.460 (1, 4)		1-3 K		1-2 G6-3		0-0 G6-3				3	0	0	0	0	1	0
<b>Jason Dubois, R</b> OBP: 0.316, SLG: 0.495 (1, 7)		0-2 G5-3		2-2 HBP 1B		3-3 K				3	0	1	0	0	1	0
<b>Jeromy Burnitz, L</b> OBP: 0.311, SLG: 0.444 (9, 9)										0	0	0	0	0	0	0
<b>Todd Hollandsworth, L</b> OBP: 0.304, SLG: 0.322 (9, 7)			0-0 2B	1-0 HBP 1B		1-1 G4-3				3	1	2	0	0	0	0
<b>Michael Barrett, R</b> OBP: 0.333, SLG: 0.497 (1, 2)			0-0 L7	4-2 FC6-4 HBP		2-2 FC5-6 1B				2	0	1	0	0	0	1
<b>Sergio Mitre, R</b> OBP: 0.286, SLG: 0.429 (1, 1)			1-0 1B	1-1 FC6-4		0-0 FC5-6 G4-3				2	1	1	1	0	0	3
<b>Jose Macias, S</b> OBP: 0.281, SLG: 0.315 (7, PH)			2-H 2B	1-2f						1	0	0	0	0	0	1
<b>43 Michael Wuertz, R</b> OBP: 0.077, SLG: 0.077 (8, 1)										0	0	0	0	0	0	0
<b>46 Ryan Dempster, R</b> OBP: 0.077, SLG: 0.077 (9, 1)										0	0	0	0	0	0	0

Inning Stats	R: 0	H: 0	E: 0	K: 1	S: 10	R: 0	H: 0	E: 0	K: 1	S: 11	R: 2	H: 3	E: 0	K: 1	S: 10	R: 0	H: 2	E: 0	K: 0	S: 13	R: 0	H: 1	E: 0	K: 1	S: 14	R: 0	H: 0	E: 0	K: 1	S: 6	R: 0	H: 1	E: 0	K: 0	S: 7	R: 0	H: 0	E: 0	K: 0	S: 10	R: 0	H: 0	E: 0	K: 0	S: 10			
	LOB: 0	BB: 0	P: 14	LOB: 0	BB: 0	P: 13	LOB: 1	BB: 0	P: 13	LOB: 3	BB: 0	P: 22	LOB: 1	BB: 0	P: 17	LOB: 0	BB: 0	P: 10	LOB: 0	BB: 0	P: 9	LOB: 0	BB: 0	P: 14	LOB: 0	BB: 0	P: 14	LOB: 0	BB: 0	P: 14	LOB: 0	BB: 0	P: 14	LOB: 0	BB: 0	P: 14	LOB: 0	BB: 0	P: 14	LOB: 0	BB: 0	P: 14	LOB: 0	BB: 0	P: 14	LOB: 0	BB: 0	P: 14

PITCHER	IP	WLS	BF	H	R	ER	SO	BB	IBB	HBP	BLK	WP	HR	S	P	ERA	WHIP
<b>32 Roy Halladay, R</b> ERA: 2.45 (1, 1)	7.0	L	28	7	2	2	5	0	0	0	0	0	0	71	98	2.57	1.000
<b>Vinnie Chulk, R</b> ERA: 3.54 (8, 1)	1.0		3	0	0	0	0	0	0	0	0	0	0	10	14	0.00	0.000

**BOTTOM**

**Toronto Blue Jays @ Chicago Cubs**  
Wrigley Field, Chicago, IL

Wed Jun 08 2005, 1:20 PM CDT  
Att. 38,086 - Sunny - 86 F

<b>AB</b>	<b>30</b>
<b>R</b>	<b>2</b>
<b>H</b>	<b>7</b>
<b>RBI</b>	<b>2</b>
<b>BB</b>	<b>0</b>
<b>SO</b>	<b>5</b>
<b>LOB</b>	<b>9</b>



WP	PA	3B	HR	S	P	ERA	WHIP
0	31	0	0	1	0	0.00	0.000

Batter	1	2	3	4	5	6	7	8	9	AB R H RBI BB SO LOB	TOP											
3 Reed Johnson, R OBP: 0.354, SLG: 0.490 (1, 7) (7, 9)	2-2 G6-3		1-2 G6-3		1-3 K		3-2 G4-3		1-3 K	5 0 0 0 0 2 4												
15 Alex Rios, R OBP: 0.318, SLG: 0.423 Pete Walker, R (7, 1) Eric Hinske, L OBP: 0.335, SLG: 0.420 (9, PH)	2-2 G5-3		0-1 F9		1-0 F9		1-3 K		0-3 K	4 0 0 0 0 1 3 0 0 0 0 0 0 0 1 0 0 0 0 1 1												
10 Vernon Wells, R OBP: 0.306, SLG: 0.470 (1, 8)	3-2 G6-3			0-1 G5-4-3 1B		0-0 F7	0-0 FC5-4 1B			4 0 2 1 0 0 0												
Shea Hillenbrand, R OBP: 0.361, SLG: 0.433 (1, 3)		1-0 G6-3 9 BB 1B HBP		1-2 G5-4-3 1-2f		1-1 9 BB 1B	2-0 FC5-4 1-2f			3 1 1 0 0 0 2												
2 Aaron Hill, R OBP: 0.410, SLG: 0.486 (1, 5)		4-0 SAFE 1B 1-2 BB		0-0 1B		4-2 9 BB BB		0-1 G6-3		2 0 1 0 2 0 0												
Frank Menechino, R OBP: 0.303, SLG: 0.246 Orlando Hudson, S OBP: 0.302, SLG: 0.365 (8, PH) (8, 4)		0-1 G6-3 1-2f 2-3		0-1 G4-3		0-0 P3		2-3 K		3 0 0 0 0 0 5 1 0 0 0 0 1 0												
9 Gregg Zaun, S OBP: 0.359, SLG: 0.424 (1, 2)		2-2 S 1B			4-1 BB BB	4-1 1-2 2-3 BB		1-1 G1-3		2 0 1 1 2 0 0												
John McDonald, R OBP: 0.347, SLG: 0.343 8 Russ Adams, L OBP: 0.299, SLG: 0.410 (9, PH)		0-1 L6 1-2			1 SAFE 1 SAFE 4-1 BB BB	2-2 G3		1-2 DI 1B		2 0 0 0 1 0 4 1 0 1 0 0 0 0												
Ted Lilly, L Frank Catalanotto, L OBP: 0.377, SLG: 0.428 (7, PH) (7, 7)			3-3 K		1-3 K		4-2 3 G4-3 10 BB BB		0-3 K	2 0 0 0 0 2 2 1 1 0 0 1 1 1												
<b>Inning Stats</b>	R: 0 E: 0 K: 0 S: 11	H: 0 LOB: 0 BB: 0 P: 18	R: 1 E: 0 K: 0 S: 8	H: 1 LOB: 1 BB: 1 P: 15	R: 0 E: 0 K: 1 S: 9	H: 0 LOB: 0 BB: 0 P: 13	R: 0 E: 0 K: 0 S: 8	H: 2 LOB: 1 BB: 0 P: 9	R: 0 E: 0 K: 2 S: 10	H: 0 LOB: 2 BB: 2 P: 21	R: 0 E: 0 K: 0 S: 11	H: 1 LOB: 3 BB: 2 P: 22	R: 1 E: 0 K: 1 S: 14	H: 1 LOB: 1 BB: 1 P: 24	R: 0 E: 0 K: 1 S: 7	H: 0 LOB: 0 BB: 0 P: 10	R: 0 E: 0 K: 3 S: 12	H: 1 LOB: 1 BB: 0 P: 14	1B: 6 2B: 0 3B: 0 HR: 0	SF: 0 SAC: 0 DP: 2 HBP: 1	WP: 0 PB: 0 SB: 1 CS: 0	PA: 38
<b>PITCHER</b>	IP WLS BF H R ER SO BB IBB HBP BLK WP HR S P ERA WHIP																				<b>PITCHER</b>	IP WLS BF H R ER SO BB IBB HBP BLK WP HR S P ERA WHIP
51 Wandy Rodriguez, L ERA: 8.41 (1, 1)	6.0 W 27 4 2 2 3 6 0 1 0 0 0 60 105 3.00 1.667																					
Chad Harville, R ERA: 5.87 (7, 1)	1.0 H 4 1 0 0 1 0 0 0 0 0 0 11 17 0.00 1.000																					
Russ Springer, R ERA: 6.97 (8, 1)	1.0 H 3 0 0 0 1 0 0 0 0 0 0 7 10 0.00 0.000																					
54 Brad Lidge, R ERA: 2.57 (9, 1)	1.0 S 4 1 0 0 3 0 0 0 0 0 0 12 14 0.00 1.000																					

Toronto Blue Jays @ Houston Astros  
Minute Maid Park, Houston, TX

Fri Jun 10 2005, 7:05 PM CDT  
Att. 28,607 - Roof Closed - 72 F

livebaseballscorecards.com

AB	31
R	2
H	6
RBI	2
BB	6
SO	8
LOB	22



Batter	1	2	3	4	5	6	7	8	9	AB	R	H	RBI	BB	SO	LOB
--------	---	---	---	---	---	---	---	---	---	----	---	---	-----	----	----	-----

<b>Willy Taveras, R</b> <small>OBP: 0.322, SLG: 0.370</small> <small>(1, 8)</small> 										4	1	2	1	0	0	1
<b>2 Chris Burke, R</b> <small>OBP: 0.250, SLG: 0.295</small> <small>(1, 7)</small> 										4	0	1	0	0	0	1
<b>Craig Biggio, R</b> <small>OBP: 0.329, SLG: 0.481</small> <small>(1, 4)</small> 										4	0	1	0	0	0	2
<b>17 Lance Berkman, S</b> <small>OBP: 0.339, SLG: 0.374</small> <small>(1, 3)</small> 										4	0	2	0	0	0	2
<b>Morgan Ensberg, R</b> <small>OBP: 0.378, SLG: 0.544</small> <small>(1, 5)</small> 										4	1	1	1	0	1	3
<b>16 Jason Lane, R</b> <small>OBP: 0.284, SLG: 0.452</small> <small>(1, 9)</small> <b>54 Brad Lidge, R</b> <small>(9, 1)</small>										4	1	1	1	0	0	1
<b>28 Adam Everett, R</b> <small>OBP: 0.292, SLG: 0.394</small> <small>(1, 6)</small>										3	1	0	0	1	0	1
<b>Humberto Quintero, R</b> <small>OBP: 0.091, SLG: 0.091</small> <small>(1, 2)</small> <b>Russ Springer, R</b> <small>(8, 1)</small> <b>Orlando Palmeiro, L</b> <small>OBP: 0.360, SLG: 0.433</small> <small>(9, 9)</small>										3	0	0	0	0	0	1
<b>51 Wandy Rodriguez, S</b> <small>OBP: 0.429, SLG: 0.333</small> <small>(1, 1)</small> <b>Chad Harville, R</b> <small>(7, 1)</small> <b>Brad Ausmus, R</b> <small>OBP: 0.294, SLG: 0.274</small> <small>(7, 2)</small>										2	0	1	1	0	0	0
										0	0	0	0	0	0	0
										1	0	0	0	0	1	0

<b>Inning Stats</b>	R: 1 E: 0 K: 1 S: 11	H: 2 LOB: 1 BB: 0 P: 19	R: 1 E: 0 K: 0 S: 13	H: 1 LOB: 1 BB: 1 P: 19	R: 0 E: 0 K: 0 S: 12	H: 1 LOB: 1 BB: 0 P: 19	R: 1 E: 0 K: 0 S: 7	H: 1 LOB: 0 BB: 0 P: 7	R: 0 E: 0 K: 0 S: 7	H: 1 LOB: 1 BB: 0 P: 12	R: 1 E: 0 K: 0 S: 10	H: 1 LOB: 0 BB: 0 P: 10	R: 0 E: 0 K: 1 S: 9	H: 1 LOB: 1 BB: 0 P: 10	R: 0 E: 0 K: 0 S: 8	H: 1 LOB: 1 BB: 0 P: 9	1B: 6 2B: 0 3B: 0 HR: 3	SF: 0 SAC: 0 DP: 0 HBP: 0	WP: 0 PB: 0 SB: 0 CS: 0	PA: 34
<b>PITCHER</b>	IP	WLS	BF	H	R	ER	SO	BB	IBB	HBP	BLK	WP	HR	S	P	ERA	WHIP			
<b>Ted Lilly, L</b> <small>ERA: 7.26</small> <small>(1, 1)</small>	6.0	L	26	7	4	4	1	1	0	0	0	0	3	60	86	6.00	1.333			
<b>Pete Walker, R</b> <small>ERA: 1.08</small> <small>(7, 1)</small>	2.0		8	2	0	0	1	0	0	0	0	0	0	17	19	0.00	1.000			


**BOTTOM**

**Toronto Blue Jays @ Houston Astros**  
Minute Maid Park, Houston, TX  
Fri Jun 10 2005, 7:05 PM CDT  
Att: 28,607 - Roof Closed - 72 F

<b>AB</b>	<b>33</b>
<b>R</b>	<b>4</b>
<b>H</b>	<b>9</b>
<b>RBI</b>	<b>4</b>
<b>BB</b>	<b>1</b>
<b>SO</b>	<b>2</b>
<b>LOB</b>	<b>12</b>



WP: 0	PA: 34
PB: 0	
SB: 0	
CS: 0	

Batter	1	2	3	4	5	6	7	8	9	AB R H RBI BB SO LOB	TOP																	
Orlando Hudson, S (1, 4) OBP: 0.295, SLG: 0.356	1-3 K		3-2 G1-3		2-3 K			0-0 G6-3	1-0 F7	5 0 0 0 0 2 2																		
Frank Catalanotto, L (1, 7) OBP: 0.376, SLG: 0.421 3 Reed Johnson, R (8, PH) OBP: 0.352, SLG: 0.487	4-2 10 1B BB			0-3 K		1-3 K		2-3 K		2 0 0 0 1 2 0 1 0 0 0 0 1 0																		
10 Vernon Wells, R (1, 8) OBP: 0.309, SLG: 0.468	0-0 G6-4-3 1B			4-2 G4-3 1B BB		0-0 P2		3-2 F9		3 0 1 0 1 0 0																		
Shea Hillenbrand, R (1, 5) OBP: 0.367, SLG: 0.440	0-1 G6-4-3 1-2f			0-0 G4-3 1B		4-0 BB BB		0-0 1B 2B		3 1 2 0 1 0 2																		
Eric Hinske, L (1, 3) OBP: 0.338, SLG: 0.418		1-2 G3-1		0-0 G4-3 1-2 2-3		4-2 BB BB		0-0 15 PB 15 SH3-4 1B		3 1 1 1 1 0 2																		
9 Gregg Zaun, S (1, 2) OBP: 0.353, SLG: 0.415 Ken Huckaby, R (6, 2) OBP: 0.182, SLG: 0.137		2-1 F7		2-2 G1		0-3 K		0-1 SH3-4		3 0 0 0 0 1 4 0 0 0 0 0 0 0																		
15 Alex Rios, R (1, 9) OBP: 0.321, SLG: 0.439		0-3 K			2-2 HR		1-1 G1-3		3-1 2 1B 1B	4 1 2 2 0 1 0	AB 32 R 3 H 7 RBI 3 BB 4 SO 9 LOB 11																	
8 Russ Adams, L (1, 6) OBP: 0.291, SLG: 0.399			1-2 G3		1-0 P5		2-2 G4-3		1-3 K	4 0 0 0 0 1 1																		
39 Gustavo Chacin, L (1, 1) Frank Menechino, R (7, PH) OBP: 0.299, SLG: 0.242 Vinnie Chulk, R (7, 1) 54 Jason Frasor, R (8, 1) 2 Aaron Hill, R (9, PH) OBP: 0.418, SLG: 0.493 Scott Schoeninger, L (9, 1) Miguel Batista, R (9, 1)			1-0 G4-3		0-1 G1-3		2-3 K		0-0 1B	2 0 0 0 0 0 0 1 0 0 0 0 0 1 0 0 0 0 0 0 0 0 0 0 0 0 0 0 0 0 0 1 0 1 0																		
<b>Inning Stats</b>	R: 0 E: 0 K: 1 S: 9	H: 1 LOB: 1 BB: 1 P: 14	R: 0 E: 0 K: 1 S: 8	H: 0 LOB: 0 BB: 0 P: 11	R: 0 E: 0 K: 0 S: 8	H: 0 LOB: 0 BB: 0 P: 13	R: 0 E: 0 K: 1 S: 13	H: 1 LOB: 2 BB: 1 P: 19	R: 1 E: 0 K: 1 S: 10	H: 1 LOB: 0 BB: 0 P: 15	R: 0 E: 0 K: 2 S: 10	H: 0 LOB: 2 BB: 2 P: 19	R: 0 E: 0 K: 1 S: 8	H: 0 LOB: 0 BB: 0 P: 13	R: 0 E: 0 K: 1 S: 9	H: 0 LOB: 0 BB: 0 P: 14	R: 2 E: 0 K: 1 S: 11	H: 4 LOB: 2 BB: 0 P: 16	1B: 5 2B: 1 3B: 0 HR: 1	SF: 0 SAC: 1 DP: 1 HBP: 0	WP: 0 PB: 1 SB: 0 CS: 0	PA: 37						
<b>PITCHER</b>	IP WLS BF H R ER SO BB IBB HBP BLK WP HR S P ERA WHIP																											
Roger Clemens, R (1, 1) ERA: 1.64	7.0		27	3	1	1	7	4	0	0	0	0	0	1	66	104	1.29	1.000										
John Franco, L (8, 1) ERA: 6.0	0.1	H	1	0	0	0	0	0	0	0	0	0	0	1	1	0.00	0.000											
Russ Springer, R (8, 1) ERA: 6.75	0.2	H	2	0	0	0	1	0	0	0	0	0	0	8	13	0.00	0.000											
54 Brad Lidge, R (9, 1) ERA: 3.1	1.0	W	7	4	2	2	1	0	0	0	0	0	0	11	16	18.00	4.000											

Toronto Blue Jays @ Houston Astros  
Minute Maid Park, Houston, TX  
Sat Jun 11 2005, 6:05 PM CDT  
Att. 34,925 - Roof Closed - 72 F

livebaseballscorecards.com

Batter	1	2	3	4	5	6	7	8	9	AB R H RBI BB SO LOB
Willy Taveras, R (1, 8) OBP: 0.329, SLG: 0.385	0-0 SF8 3B		0-0 P6		1-1 1B		0-0 17 1B 1B		1-0 G4-3	5 1 3 0 0 0 1
2 Chris Burke, R (1, 7) OBP: 0.247, SLG: 0.293	1-0 SF8		3-1 P4		0-3 K		0-3 K		1-0 HR 1B	4 1 1 1 0 2 4
Craig Biggio, R (1, 4) OBP: 0.330, SLG: 0.477	0-0 F7			3-1 16 FC5-4 28 2B 1B	2-3 K		2-1 F4		4-0 HR IBB	4 2 1 0 1 1 3
17 Lance Berkman, S (1, 3) OBP: 0.341, SLG: 0.369	1-2 G1-3			4-2 16 FC5-4 1-2 BB	0-2 K		0-0 1-3 2-H 1B		1-2 F8	4 0 1 1 1 1 3
Morgan Ensberg, R (1, 5) OBP: 0.374, SLG: 0.551		1-1 G5-3		2-3 SAFE K		2-3 K		1-2 F8	3-0 HR	5 1 1 3 0 2 4
16 Jason Lane, R (1, 9) OBP: 0.278, SLG: 0.442		0-0 G5-3		0-0 FC5-4 28 2B 1-2 2-3		3-2 F8		0-0 F8		4 0 0 0 0 0 2
28 Adam Everett, R (1, 6) OBP: 0.301, SLG: 0.406		3-2 CS 1B		1-1 1-3 3-H 2B		2-2 1B		2-1 P5		4 0 3 1 0 0 0
Brad Ausmus, R (1, 2) OBP: 0.300, SLG: 0.276		1 SAFE 2-0 CS 1-2		0-0 F8	4-0 IBB		1-2 F7		0-1 1B	3 0 1 0 1 0 1
Roger Clemens, R (1, 1) Orlando Palmeiro, L (7, PH) John Franco, L (8, 1) Russ Springer, R (8, 1) Mike Lamb, L (8, PH) 54 Brad Lidge, R (9, 1)			2-2 1B	3-2 F8			0-0 17 1B 2B		2-1 G4-3	2 0 1 0 0 0 3 1 1 1 0 0 0 0 0 0 0 0 0 0 0 0 0 0 0 0 0 0 1 0 0 0 0 0 1 0 0 0 0 0 0 0

Inning Stats	R: 1 E: 0 K: 0 S: 6	H: 1 LOB: 0 BB: 0 P: 8	R: 0 E: 0 K: 0 S: 6	H: 1 LOB: 0 BB: 0 P: 12	R: 0 E: 0 K: 0 S: 7	H: 1 LOB: 1 BB: 0 P: 12	R: 1 E: 0 K: 1 S: 15	H: 2 LOB: 3 BB: 2 P: 32	R: 0 E: 0 K: 3 S: 11	H: 1 LOB: 1 BB: 0 P: 14	R: 0 E: 0 K: 1 S: 14	H: 1 LOB: 1 BB: 0 P: 22	R: 1 E: 0 K: 1 S: 11	H: 3 LOB: 2 BB: 0 P: 14	R: 0 E: 0 K: 0 S: 7	H: 1 LOB: 1 BB: 0 P: 11	R: 3 E: 0 K: 0 S: 6	H: 2 LOB: 0 BB: 1 P: 16	1B: 9 2B: 2 3B: 1	SF: 1 SAC: 0 DP: 0 HBP: 0	WP: 0 PB: 0 SB: 1 CS: 1	PA: 42		
PITCHER	IP	WLS	BF	H	R	ER	SO	BB	IBB	HBP	BLK	WP	HR	S	P	ERA	WHIP							
39 Gustavo Chacin, L (1, 1) ERA: 3.04	6.0		26	7	2	2	5	1	1	0	0	0	0	59	100	3.00	1.333							
Vinnie Chulk, R (7, 1) ERA: 3.72	1.0		6	3	1	1	1	0	0	0	0	0	0	11	14	9.00	3.000							
54 Jason Frasor, R (8, 1) ERA: 3.24	1.0	L	4	1	0	0	0	0	0	0	0	0	0	7	11	0.00	1.000							
Scott Schoeneweis, L (9, 1) ERA: 6.63	0.1		3	1	2	2	0	0	1	0	0	0	0	2	8	54.00	3.000							
Miguel Batista, R (9, 1) ERA: 2.1	0.1		2	1	1	1	0	0	0	0	0	0	0	4	8	27.00	3.000							

BOTTOM

Toronto Blue Jays @ Houston Astros  
Minute Maid Park, Houston, TX  
Sat Jun 11 2005, 6:05 PM CDT  
Att. 34,925 - Roof Closed - 72 F

livebaseballscores.com

AB	37
R	6
H	13
RBI	6
BB	3
SO	6
LOB	22





Batter	1	2	3	4	5	6	7	8	9	AB R H RBI BB SO LOB
Wily Taveras, R OBP: 0.336, SLG: 0.392 (1, 8)	1-1 G4-6-3 1B		0-3 K		1-1 1-2 1B		1-0 E4 1B			4 0 3 1 0 1 0
2 Chris Burke, R OBP: 0.237, SLG: 0.279 (1, 7)	0-2 G4-6-3 1-2f		1-3 K		1-0 F8		0-1 F9			4 0 0 0 0 1 4
Craig Biggio, R OBP: 0.329, SLG: 0.477 (1, 4)	0-1 F9			0-0 P4		0-1 P4		0-0 16 S 2B		4 0 1 0 0 0 0
17 Lance Berkman, S OBP: 0.346, SLG: 0.368 (1, 3)		1-1 16 1B		2-1 G3-1		1-0 P6		4-2 16 G5-4-3 BB		3 0 1 0 1 0 0
Morgan Ensberg, R OBP: 0.368, SLG: 0.540 (1, 5)		0-1 F8		3-0 F7		3-3 K		1-1 F9		4 0 0 0 0 1 3
16 Jason Lane, R OBP: 0.288, SLG: 0.470 (1, 9)		1-2 FC4-6 1B		3-2 HR		1-2 28 G4-3 1B 2B		1-2 G5-4-3		4 2 3 1 0 0 2
28 Adam Everett, R OBP: 0.297, SLG: 0.400 (1, 6)		0-0 F7		2-1 G5-3		0-1 G4-3				3 0 0 0 0 0 3
Brad Ausmus, R OBP: 0.301, SLG: 0.271 (1, 2)		0-0 FC4-6 1-2f		2-1 F7		4-0 44 SH1-3 E IBB				2 1 0 0 1 0 2
44 Roy Oswalt, R OBP: 0.172, SLG: 0.143 (1, 1)			0-2 F9		2-2 1B 1B		0-0 SH1-3			2 0 1 0 0 0 0

Inning Stats	R: 0	H: 1	E: 0	LOB: 0	K: 0	S: 7	P: 8	R: 0	H: 2	E: 0	LOB: 2	K: 0	S: 9	P: 11	R: 0	H: 0	E: 0	LOB: 0	K: 2	S: 11	R: 0	H: 0	E: 0	LOB: 0	K: 0	S: 4	R: 1	H: 3	E: 0	LOB: 2	K: 0	S: 13	R: 0	H: 0	E: 0	LOB: 0	K: 1	S: 7	R: 2	H: 2	E: 1	LOB: 1	K: 0	S: 10	R: 0	H: 1	E: 0	LOB: 1	K: 0	S: 8	1B: 6	SF: 0	2B: 2	SAC: 1	3B: 0	DP: 2	HR: 1	HBP: 0	WP: 0	PA: 33
--------------	------	------	------	--------	------	------	------	------	------	------	--------	------	------	-------	------	------	------	--------	------	-------	------	------	------	--------	------	------	------	------	------	--------	------	-------	------	------	------	--------	------	------	------	------	------	--------	------	-------	------	------	------	--------	------	------	-------	-------	-------	--------	-------	-------	-------	--------	-------	--------

PITCHER	IP	WLS	BF	H	R	ER	SO	BB	IBB	HBP	BLK	WP	HR	S	P	ERA	WHIP
Josh Towers, R ERA: 4.42 (1, 1)	7.0	L	31	9	3	2	3	1	1	0	0	0	1	64	97	2.57	1.429
Justin Speier, R ERA: 4.05 (8, 1)	1.0		2	0	0	0	0	0	0	0	0	0	0	5	7	0.00	0.000

**BOTTOM**

**Toronto Blue Jays @ Houston Astros**  
Minute Maid Park, Houston, TX

Sun Jun 12 2005, 1:05 PM CDT  
Att. 30,584 - Roof Closed - 72 F

livebaseballscorecards.com

AB	30
R	3
H	9
RBI	2
BB	2
SO	3
LOB	14



Batter	1	2	3	4	5	6	7	8	9	AB R H RBI BB SO LOB	TOP
22 David Eckstein, R (1, 6) OBP: 0.380, SLG: 0.390	0-1 1B		1-2 1B		0-1 P6			0-2 F7		4 0 2 0 0 0 0	
Mark Grudzielanek, R (1, 4) OBP: 0.361, SLG: 0.442	0-3 K		0-0 F9			1-3 K		0-0 G5-3		4 0 0 0 0 2 2	
5 Albert Pujols, R (1, 3) OBP: 0.406, SLG: 0.576	3-2 G5-3			1-2 F9		1-1 G5-3			2-0 G6-3	4 0 0 0 0 0 1	
Larry Walker, L (1, 9) OBP: 0.350, SLG: 0.410	2-3 K			3-3 K		2-1 G4-3			1-0 G3	4 0 0 0 0 2 1	
John Mabry, L (1, 7) OBP: 0.339, SLG: 0.439		0-0 G1-3		0-1 HR			2-1 1B		1-0 F7	4 1 2 1 0 0 0	
Scott Seabol, R (1, 10) OBP: 0.310, SLG: 0.359		0-1 G5-3		1-0 1B			0-3 K			3 0 1 0 0 1 1	
Abraham Nunez, S (1, 5) OBP: 0.333, SLG: 0.393		1-1 G5-3		0-1 L6			0-0 L6			3 0 0 0 0 0 2	
4 Yadier Molina, R (1, 2) OBP: 0.289, SLG: 0.332			2-2 L8		1-2 F8		1-1 G6-3			3 0 0 0 0 0 1	
55 Skip Schumaker, L (1, 8)			2-1 G4-3		0-0 G5-3			1-0 G6-3		3 0 0 0 0 0 0	
<b>Inning Stats</b>	R: 0 H: 1 E: 0 LOB: 1 K: 2 BB: 0 S: 13 P: 18	R: 0 H: 0 E: 0 LOB: 0 K: 0 BB: 0 S: 5 P: 6	R: 0 H: 1 E: 0 LOB: 1 K: 0 BB: 0 S: 10 P: 15	R: 1 H: 2 E: 0 LOB: 1 K: 1 BB: 0 S: 11 P: 16	R: 0 H: 0 E: 0 LOB: 0 K: 0 BB: 0 S: 6 P: 7	R: 0 H: 0 E: 0 LOB: 0 K: 1 BB: 0 S: 11 P: 15	R: 0 H: 1 E: 1 LOB: 1 K: 1 BB: 0 S: 8 P: 11	R: 0 H: 0 E: 0 LOB: 0 K: 0 BB: 0 S: 5 P: 6	R: 0 H: 0 E: 0 LOB: 0 K: 0 BB: 0 S: 3 P: 7	1B: 4 SF: 0 2B: 0 SAC: 0 3B: 0 DP: 0 HR: 1 HBP: 0	WP: 0 PA: 32 PB: 0 SB: 1 CS: 0
<b>PITCHER</b> 32 Roy Halladay, R (1, 1) ERA: 2.33	IP WLS BF H R ER SO BB IBB HBP BLK WP HR S P ERA WHIP										
	9.0 W 32 5 1 1 5 0 0 0 0 0 0 1 72 101 1.00 0.556										
<b>PITCHER</b>	IP WLS BF H R ER SO BB IBB HBP BLK WP HR S P ERA WHIP										

St. Louis Cardinals @ Toronto Blue Jays  
Rogers Centre, Toronto, ON  
Mon Jun 13 2005, 7:07 PM EDT  
Att. 20,032 - Roof Closed - 68 F

livebaseballscorecards.com

AB 32  
R 1  
H 5  
RBI 1  
BB 0  
SO 5  
LOB 8





Batter	1	2	3	4	5	6	7	8	9
15 Alex Rios, R OBP: 0.317, SLG: 0.439 (1, 9)	1-2 G4-3 10 SF9 2B	2-3 SAFE SAFE 1-2		0-3 K			0-0 F9	0-2 FC6-2 10 FC5 3 1B	
Frank Catalanotto, L OBP: 0.364, SLG: 0.412 (1, 7)	1-1 G4-3		1-2 G4-3		0-2 F7		1-0 10 1B 2B	0-2 SAFE 1-2 3-H 1B	
3 Reed Johnson, R OBP: 0.355, SLG: 0.490 (8, 7)	2-3								
10 Vernon Wells, R OBP: 0.307, SLG: 0.467 (1, 8)	1-0 SF9 3-H		1-0 F8		0-0 F9 2B		0-1 BB 1B	2-2 FC5 2-3f	
Shea Hillenbrand, R OBP: 0.372, SLG: 0.452 (1, 5)	0-1 HR		1-0 BB HBP		4-0 2 FC5-4 BB		1-2 P5		
Eric Hinske, L OBP: 0.336, SLG: 0.408 (1, 3)	2-3 K		4-1 BB		1-0 F9		4-1 BB		
2 Aaron Hill, R OBP: 0.395, SLG: 0.474 (1, 10)		1-2 G3 8 1B 2B	2-1 F7		1-0 FC5-4 1-2f		1-0 F8		
9 Gregg Zaun, S OBP: 0.345, SLG: 0.403 (1, 2)		2-2 K		1-3 K		2-1 G3-1		0-1 8 SH2-3 15 FC6-2 BB 1B	
Orlando Hudson, S OBP: 0.295, SLG: 0.351 (1, 4)		2-2 G3		0-2 8 G3 1B		0-0 G4-3		4-2 SAFE 15 FC6-2 8 SH2-3 3 1B BB	
8 Russ Adams, L OBP: 0.290, SLG: 0.395 (1, 6)		0-0 15 S 1B		1-0 G3		2-2 G3-1		1-1 SH2-3	

Inning Stats	R: 2	H: 2	E: 0	LOB: 0	K: 1	S: 13	R: 1	H: 2	E: 0	LOB: 1	K: 2	S: 18	R: 0	H: 0	E: 0	LOB: 2	K: 0	S: 7	R: 0	H: 1	E: 0	LOB: 1	K: 2	S: 11	R: 0	H: 1	E: 0	LOB: 2	K: 0	S: 6	R: 0	H: 0	E: 0	LOB: 0	K: 0	S: 6	R: 0	H: 2	E: 0	LOB: 3	K: 0	S: 10	R: 1	H: 2	E: 0	LOB: 2	K: 0	S: 16	1B: 5	SF: 1	2B: 4	SAC: 1	3B: 0	DP: 0	HR: 1	HBP: 1	WP: 0	PA: 39
--------------	------	------	------	--------	------	-------	------	------	------	--------	------	-------	------	------	------	--------	------	------	------	------	------	--------	------	-------	------	------	------	--------	------	------	------	------	------	--------	------	------	------	------	------	--------	------	-------	------	------	------	--------	------	-------	-------	-------	-------	--------	-------	-------	-------	--------	-------	--------

PITCHER	IP	WLS	BF	H	R	ER	SO	BB	IBB	HBP	BLK	WP	HR	S	P	ERA	WHIP
Jeff Suppan, R ERA: 4.24 (1, 1)	7.0	L	33	8	3	3	5	3	0	1	0	0	1	71	111	3.86	1.571
Cal Eldred, R ERA: 3.0 (8, 1)	1.0		6	2	1	1	0	1	0	0	0	0	0	16	23	9.00	3.000

BOTTOM

St. Louis Cardinals @ Toronto Blue Jays  
Rogers Centre, Toronto, ON  
Mon Jun 13 2005, 7:07 PM EDT  
Att. 20,032 - Roof Closed - 68 F

livebaseballscorecards.com

AB	32
R	4
H	10
RBI	4
BB	4
SO	5
LOB	21



Batter	1	2	3	4	5	6	7	8	9	AB R H RBI BB SO LOB	TOP														
22 David Eckstein, R (1, 6) OBP: 0.373, SLG: 0.382	1-1 G1-3	1-1 F8		1-1 F9		1-1 F9		1-1 G4-3		5 0 0 0 0 0 3															
Abraham Nunez, S (1, 5) OBP: 0.350, SLG: 0.405	0-1 1B		0-0 1B	3-1 G4-3		4-1 BB		0-0 5 HR 1B		4 1 3 0 1 0 1															
5 Albert Pujols, R (1, 3) OBP: 0.413, SLG: 0.590	1-0 HR HBP		2-2 E6 1B		0-1 HR 1B	3-2 F7		3-2 HR		4 3 3 2 0 0 2															
Larry Walker, L (1, 10) OBP: 0.361, SLG: 0.452	1-0 HR		4-2 BB		3-1 HR		2-3 K	0-2 FC5-4 1B		4 2 3 4 1 1 0															
Reggie Sanders, R (1, 7) OBP: 0.335, SLG: 0.535 55 Skip Schumaker, L (9, PH) (9, 7)	0-1 HR		1-2 K		3-3 K		2-1 G4-3 1B	0-3 K		4 1 2 1 0 2 3 1 0 0 0 0 1 1															
Mark Grudzielanek, R (1, 4) OBP: 0.359, SLG: 0.439 Scott Seabol, R (9, PH) (9, 4)	2-2 G4-3		1-3 K		0-1 L1-3 1B		0-1 G4-3	0-1 FC5-4		4 0 1 0 0 1 4 1 0 0 0 0 0 1															
John Mabry, L (1, 9) OBP: 0.325, SLG: 0.417			1-3 K	1-1 G4-3		0-0 L1-3	1-3 K	0-3 K		5 0 0 0 0 3 6															
So Taguchi, R (1, 8) OBP: 0.294, SLG: 0.370		2-2 1B		2-0 1B		1-1 G3-1		1-1 P3		4 0 2 0 0 0 0															
4 Yadier Molina, R (1, 2) OBP: 0.289, SLG: 0.330		1-2 F9		2-1 F8		2-2 BB 1B		0-0 F8		4 0 1 0 0 0 2															
Inning Stats	R: 3 E: 0 K: 0 S: 10	H: 3 LOB: 0 BB: 0 P: 15	R: 0 E: 0 K: 1 S: 13	H: 1 LOB: 1 BB: 0 P: 17	R: 0 E: 1 K: 2 S: 15	H: 2 LOB: 3 BB: 1 P: 24	R: 0 E: 0 K: 0 S: 7	H: 1 LOB: 1 BB: 0 P: 15	R: 2 E: 0 K: 1 S: 10	H: 3 LOB: 0 BB: 0 P: 16	R: 0 E: 0 K: 2 S: 11	H: 1 LOB: 2 BB: 1 P: 22	R: 0 E: 0 K: 2 S: 12	H: 1 LOB: 1 BB: 0 P: 17	R: 0 E: 0 K: 0 S: 5	H: 0 LOB: 0 BB: 0 P: 7	R: 2 E: 1 K: 2 S: 16	H: 3 LOB: 1 BB: 0 P: 19	1B: 11 2B: 1 3B: 0 HR: 4	SF: 0 SAC: 0 DP: 1 HBP: 1	WP: 0 PB: 0 SB: 0 CS: 0	PA: 43			
PITCHER	IP	WLS	BF	H	R	ER	SO	BB	IBB	HBP	BLK	WP	HR	S	P	ERA	WHIP								
Chad Gaudin, R (1, 1) ERA: 12.19	4.1	L	24	10	5	5	4	1	0	1	0	0	3	54	86	10.38	2.538								
37 Scott Downs, L (5, 1) ERA: 4.24	1.2		6	1	0	0	0	1	0	0	0	0	0	12	23	0.00	1.200								
Justin Speier, R (7, 1) ERA: 3.86	1.0		4	1	0	0	2	0	0	0	0	0	0	12	17	0.00	1.000								
Scott Schoeneweis, L (8, 1) ERA: 6.3	1.0		3	0	0	0	0	0	0	0	0	0	0	5	7	0.00	0.000								
Miguel Batista, R (9, 1) ERA: 2.7	1.0		6	3	2	2	2	0	0	0	0	0	1	16	19	18.00	3.000								

St. Louis Cardinals @ Toronto Blue Jays  
Rogers Centre, Toronto, ON  
Tue Jun 14 2005, 7:07 PM EDT  
Att. 37,536 - Roof Closed - 68 F

AB	40
R	7
H	15
RBI	7
BB	2
SO	8
LOB	23



WP	0	PA	43
PB	0		
SB	0		
CS	0		

ERA		WHIP	
-----	--	------	--

Batter	1	2	3	4	5	6	7	8	9	AB R H RBI BB SO LOB
3 Reed Johnson, R OBP: 0.347, SLG: 0.477 (1, 9)	0-1 G5-3			0-0 F8		3-2 G6-3			0-0 G5-3	4 0 0 0 0 0 1
Frank Catalanotto, L OBP: 0.357, SLG: 0.404 (1, 7)	1-3 K			0-0 F7			1-3 K			3 0 0 0 0 2 0
10 Vernon Wells, R OBP: 0.303, SLG: 0.461 (1, 8)	2-3 K			0-3 K			0-1 G5-3			3 0 0 0 0 2 0
Shea Hillenbrand, R OBP: 0.368, SLG: 0.446 (1, 5)		2-3 K			1-3 K		1-2 G3-1			3 0 0 0 0 2 0
Eric Hinske, L OBP: 0.332, SLG: 0.402 (1, 3)		2-3 K2-3			1-3 K			1-1 G4-3		3 0 0 0 0 2 0
2 Aaron Hill, R OBP: 0.382, SLG: 0.457 (1, 10)		1-3 K			0-0 F9			0-2 G6-3		3 0 0 0 0 1 0
9 Gregg Zaun, S OBP: 0.344, SLG: 0.397 (1, 2)			4-2 G6-4-3 BB			1-0 F8		1-0 G4-3		2 0 0 0 1 0 0
Orlando Hudson, S OBP: 0.291, SLG: 0.347 (1, 4)			2-1 G6-4-3 1-2f			0-3 K			2-2 G1-3	3 0 0 0 0 1 1
8 Russ Adams, L OBP: 0.291, SLG: 0.400 (1, 6)			1-2 G4-3			0-1 2B			0-0 F9	3 0 1 0 0 0 0

Inning Stats	R: 0 E: 0 K: 2 S: 10	H: 0 LOB: 0 BB: 0 P: 13	R: 0 E: 0 K: 3 S: 9	H: 0 LOB: 0 BB: 0 P: 14	R: 0 E: 0 K: 0 S: 8	H: 0 LOB: 0 BB: 1 P: 15	R: 0 E: 0 K: 1 S: 5	H: 0 LOB: 0 BB: 0 P: 5	R: 0 E: 0 K: 2 S: 7	H: 0 LOB: 0 BB: 0 P: 9	R: 0 E: 0 K: 1 S: 9	H: 1 LOB: 1 BB: 0 P: 13	R: 0 E: 0 K: 1 S: 8	H: 0 LOB: 0 BB: 0 P: 10	R: 0 E: 0 K: 0 S: 6	H: 0 LOB: 0 BB: 0 P: 8	R: 0 E: 0 K: 0 S: 6	H: 0 LOB: 0 BB: 0 P: 8	1B: 0 2B: 1 3B: 0 HR: 0	SF: 0 SAC: 0 DP: 1 HBP: 0
--------------	-------------------------------	----------------------------------	------------------------------	----------------------------------	------------------------------	----------------------------------	------------------------------	---------------------------------	------------------------------	---------------------------------	------------------------------	----------------------------------	------------------------------	----------------------------------	------------------------------	---------------------------------	------------------------------	---------------------------------	----------------------------------	------------------------------------

PITCHER	IP	WLS	BF	H	R	ER	SO	BB	IBB	HBP	BLK	WP	HR	S	P	ERA	WHIP
29 Chris Carpenter, R ERA: 3.17 (1, 1)	9.0	W	28	1	0	0	10	1	0	0	0	0	0	68	95	0.00	0.222


**BOTTOM**

**St. Louis Cardinals @ Toronto Blue Jays**  
Rogers Centre, Toronto, ON

Tue Jun 14 2005, 7:07 PM EDT  
Att. 37,536 - Roof Closed - 68 F

livebaseballscorecards.com

AB	27
R	0
H	1
RBI	0
BB	1
SO	10
LOB	2



WP: 0	PA: 28
PB: 0	
SB: 0	
CS: 0	

Batter	1	2	3	4	5	6	7	8	9	AB R H RBI BB SO LOB	TOP										
Mark Grudzianek, R OBP: 0.365, SLG: 0.442 (1, 4)	1-1 1B		1-1 G5-3			4-1 CS BB		0-1 5 1B 1B		3 1 2 0 1 0 0	<b>St. Louis Cardinals @ Toronto Blue Jays</b> Rogers Centre, Toronto, ON Wed Jun 15 2005, 7:07 PM EDT Att. 22,905 - Cloudy - 75 F										
So Taguchi, R OBP: 0.292, SLG: 0.365 (1, 8)	1-3 K		1-2 G5-3			2-3 SAFE SAFE 1-2 K		1-1 BB 5 1B 1B		4 1 1 0 0 2 2											
5 Albert Pujols, R OBP: 0.414, SLG: 0.589 (1, 3)	1-2 K			1-1 P4		2-2 1B		1-2 1B BB 1B		4 0 2 1 0 1 1											
Larry Walker, L OBP: 0.358, SLG: 0.444 (1, 10)	1-3 K			0-1 G4-3		2-1 G4-3		4-1 1B BB		3 0 0 0 1 1 2											
Reggie Sanders, R OBP: 0.343, SLG: 0.535 (1, 7)		4-2 G4-3 S BB		4-2 BB			3-3 K	1-0 G5-4-3 1B		2 0 1 1 2 1 0											
Scott Seabol, R OBP: 0.277, SLG: 0.318 (1, 5)		0-0 P4		1-0 F8			0-1 G5-3	1-2 G5-4-3		4 0 0 0 0 0 5											
John Mabry, L OBP: 0.339, SLG: 0.430 (1, 9)		2-1 SAFE SAFE G4-3			0-0 G6-4-3 1B		0-0 1B	1-2 G5-4-3 1B		4 0 3 0 0 0 1											
Einar Diaz, R OBP: 0.250, SLG: 0.256 (1, 2)		0-1 G5-3			0-0 G6-4-3		0-3 K	1-1 G5-4-3		4 0 0 0 0 1 4											
Abraham Nunez, S OBP: 0.340, SLG: 0.392 (1, 6)			2-2 G5-3		1-1 G4-3			1-2 G1-4-3	0-1 G3	4 0 0 0 0 0 0											
<b>Inning Stats</b>	R: 0 E: 0 K: 3 S: 12	H: 1 LOB: 1 BB: 0 P: 16	R: 0 E: 0 K: 0 S: 7	H: 0 LOB: 1 BB: 1 P: 13	R: 0 E: 0 K: 0 S: 9	H: 0 LOB: 0 BB: 0 P: 13	R: 0 E: 0 K: 0 S: 7	H: 0 LOB: 1 BB: 1 P: 13	R: 0 E: 0 K: 1 S: 12	H: 1 LOB: 1 BB: 1 P: 22		R: 0 E: 0 K: 2 S: 12	H: 1 LOB: 1 BB: 0 P: 15	R: 2 E: 0 K: 0 S: 16	H: 4 LOB: 2 BB: 1 P: 25	R: 0 E: 0 K: 0 S: 7	H: 1 LOB: 0 BB: 0 P: 9	1B: 9 2B: 0 3B: 0 HR: 0	SF: 0 SAC: 0 DP: 3 HBP: 0	WP: 0 PB: 0 SB: 1 CS: 1	PA: 36
<b>PITCHER</b>	IP WLS BF H R ER SO BB IBB HBP BLK WP HR S P ERA WHIP																			<b>PITCHER</b>	IP WLS BF H R ER SO BB IBB HBP BLK WP HR S P ERA WHIP
Ted Lilly, L ERA: 6.47 (1, 1)	7.0 W 26 4 0 0 6 3 0 0 0 0 0 63 97 0.00 1.000																				
Vinnie Chulk, R ERA: 4.3 (8, 1)	0.1 4 3 2 2 0 0 0 0 0 0 0 0 10 13 54.00 9.000																				
Scott Schoeneweis, L ERA: 6.3 (8, 1)	0.0 1 0 0 0 0 0 1 0 0 0 0 0 1 5 ∞ ∞																				
54 Jason Frasor, R ERA: 3.16 (8, 1)	0.2 H 2 1 0 0 0 0 0 0 0 0 0 5 7 0.00 1.500																				
Miguel Batista, R ERA: 2.6 (9, 1)	1.0 S 3 1 0 0 0 0 0 0 0 0 0 7 9 0.00 1.000																				

livebaseballscorecards.com

<b>AB</b>	32
<b>R</b>	2
<b>H</b>	9
<b>RBI</b>	2
<b>BB</b>	4
<b>SO</b>	6
<b>LOB</b>	15



Batter	1	2	3	4	5	6	7	8	9
<b>15 Alex Rios, R</b> OBP: 0.321, SLG: 0.445 (1, 9) B X	1-0 10 1B 2B	2-1 1-H 1B		1-2 G4-3		1-3 K			
<b>Frank Catalanotto, L</b> OBP: 0.355, SLG: 0.400 (1, 7) B C X <b>3 Reed Johnson, R</b> OBP: 0.347, SLG: 0.477 (8, 7) B C X	1-1 F7	0-0 F7			3-2 P6		1-1 G5-4-3 1B		
<b>10 Vernon Wells, R</b> OBP: 0.303, SLG: 0.457 (1, 8) B X	1-0 G5-4-3 2-3 1B		0-1 L4		1-1 P6		0-0 F9		
<b>Shea Hillenbrand, R</b> OBP: 0.368, SLG: 0.447 (1, 3) C X	0-1 G5-4-3 1-2f		3-2 G5-3		2-2 WP 2 2B		1-1 G5-4-3 1-2f		
<b>Eric Hinske, L</b> OBP: 0.335, SLG: 0.398 (1, 10) B B C X		1-1 G3	4-0 BB		4-1 2 2B		1-3 K		
<b>2 Aaron Hill, R</b> OBP: 0.387, SLG: 0.471 (1, 5) B B C X		3-2 HR 1B	1-1 G5-3		0-0 1-H 3-H 2B		0-2 G5-3		
<b>9 Gregg Zaun, S</b> OBP: 0.337, SLG: 0.387 (1, 2) B C X		0-2 F8		1-2 G1-3		3-2 F7		3-1 G5-3	
<b>Orlando Hudson, S</b> OBP: 0.296, SLG: 0.361 (1, 4) B SAFE X		1-0 1-H HR		4-2 8 G6-3 BB		1-0 G4-3			
<b>8 Russ Adams, L</b> OBP: 0.292, SLG: 0.399 (1, 6) C X		0-1 15 S 15 1B		3-2 G6-3 1-2		3-2 G4-3			

AB	R	H	RBI	BB	SO	LOB
4	0	2	1	0	1	1
4	0	1	0	0	0	2
0	0	0	0	0	0	0
4	0	1	0	0	0	1
4	1	1	0	0	0	3
2	1	0	0	2	1	0
4	1	2	2	0	0	1
4	0	0	0	0	0	2
2	1	1	2	1	0	0
3	1	1	0	0	0	1

**BOTTOM**

**St. Louis Cardinals @ Toronto Blue Jays**  
**Rogers Centre, Toronto, ON**  
 Wed Jun 15 2005, 7:07 PM EDT  
 Att. 22,905 - Cloudy - 75 F

livebaseballscorecards.com

<b>AB</b>	<b>31</b>
<b>R</b>	<b>5</b>
<b>H</b>	<b>9</b>
<b>RBI</b>	<b>5</b>
<b>BB</b>	<b>3</b>
<b>SO</b>	<b>2</b>
<b>LOB</b>	<b>11</b>



Inning Stats	R: 0	H: 2	E: 0	K: 0	S: 6	LOB: 1	BB: 0	P: 9
	R: 3	H: 4	E: 0	K: 0	S: 15	LOB: 1	BB: 0	P: 22
	R: 0	H: 0	E: 0	K: 0	S: 7	LOB: 1	BB: 1	P: 15
	R: 0	H: 0	E: 0	K: 0	S: 12	LOB: 1	BB: 1	P: 21
	R: 2	H: 2	E: 0	K: 0	S: 18	LOB: 1	BB: 1	P: 31
	R: 0	H: 0	E: 0	K: 1	S: 7	LOB: 0	BB: 0	P: 12
	R: 0	H: 1	E: 0	K: 0	S: 5	LOB: 0	BB: 0	P: 7
	R: 0	H: 0	E: 0	K: 1	S: 8	LOB: 0	BB: 0	P: 12

PITCHER	IP	WLS	BF	H	R	ER	SO	BB	IBB	HBP	BLK	WP	HR	S	P	ERA	WHIP
<b>Jason Marquis, R</b> ERA: 3.59 (1, 1)	5.0	L	25	8	5	5	5	3	3	0	0	1	1	58	98	9.00	2.200
<b>34 Randy Flores, L</b> ERA: 3.27 (6, 1)	1.0		3	0	0	0	1	0	0	0	0	0	0	7	12	0.00	0.000
<b>48 Brad Thompson, R</b> ERA: 2.55 (7, 1)	1.0		3	1	0	0	0	0	0	0	0	0	0	5	7	0.00	1.000
<b>Ray King, L</b> ERA: 3.12 (8, 1)	1.0		3	0	0	0	1	0	0	0	0	0	0	8	12	0.00	0.000

WP	HR	S	P	ERA	WHIP
1	1	0	34		
0	0	0			
0	0	0			
0	0	0			

Batter	1	2	3	4	5	6	7	8	9	AB	R	H	RBI	BB	SO	LOB	TOP										
<b>Brady Clark, R</b> (1, 8) OBP: 0.384, SLG: 0.449	4-0 23 WP BB		1-1 23 2B SF8 1B	1-0 G4-6-3 1-2f			3-2 F7			3	1	1	0	1	0	1											
<b>23 Rickie Weeks Jr., R</b> (1, 4) OBP: 0.407, SLG: 0.318	1-2 P4		2-2 1B 2B			1-3 K	4-2 BB			3	1	1	1	1	1	1											
<b>Lyle Overbay, L</b> (1, 3) OBP: 0.402, SLG: 0.469	1-3 K		1-1 SF8			0-0 F7	0-3 K			3	0	0	1	0	2	2											
<b>Carlos Lee, R</b> (1, 7) OBP: 0.344, SLG: 0.542	2-3 K		0-0 L8 2B 1B			1-1 G1-4-3		4-0 2 L6-3 BB		3	0	1	1	1	1	1											
<b>2 Bill Hall, R</b> (1, 5) OBP: 0.342, SLG: 0.530		2-2 P3 SF8 2B	0-2 FC6-4 1B			3-2 HR		3-2 L6-3		4	2	3	1	0	0	1											
<b>Damian Miller, R</b> (1, 2) OBP: 0.339, SLG: 0.391		2-2 P3	3-2 L8			2-2 G6-3		1-3 K		1	0	0	0	0	0	1											
<b>Chad Moeller, R</b> (2, 2) OBP: 0.215, SLG: 0.270		2-3	2-3							3	0	0	0	0	1	2											
<b>Wes Helms, R</b> (1, 10) OBP: 0.324, SLG: 0.531		1-1 SF8	0-1 FC6-4			4-2 G1-6-3 BB				1	0	0	1	1	0	2											
<b>28 Prince Fielder, L</b> (9, PH) OBP: 0.222, SLG: 0.444		3-3 K				0-0 G1-6-3				1	0	0	0	0	1	0											
<b>Geoff Jenkins, L</b> (1, 9) OBP: 0.317, SLG: 0.363				1-3 K						3	0	0	0	1	2	1											
<b>7 J.J. Hardy, R</b> (1, 6) OBP: 0.288, SLG: 0.261			2-2 1B 23 2B			4-1 G4-6-3 BB				2	1	1	0	1	0	0											
<b>Jeff Cirillo, R</b> (9, PH) OBP: 0.383, SLG: 0.445							1-1 G4-3			1	0	0	0	0	0	1											
<b>Inning Stats</b>	R: 0 E: 0 K: 2 S: 10	H: 0 LOB: 1 BB: 1 P: 18	R: 1 E: 0 K: 1 S: 12	H: 1 LOB: 0 BB: 0 P: 19	R: 3 E: 0 K: 0 S: 20	H: 5 LOB: 2 BB: 0 P: 29	R: 0 E: 0 K: 1 S: 5	H: 0 LOB: 0 BB: 1 P: 11	R: 0 E: 0 K: 1 S: 6	H: 0 LOB: 0 BB: 0 P: 8	R: 1 E: 0 K: 0 S: 11	H: 1 LOB: 0 BB: 1 P: 20	R: 0 E: 0 K: 1 S: 11	H: 0 LOB: 1 BB: 1 P: 19	R: 0 E: 0 K: 1 S: 9	H: 0 LOB: 0 BB: 1 P: 17	R: 0 E: 0 K: 1 S: 9	H: 0 LOB: 0 BB: 1 P: 17	1B: 3 2B: 4 3B: 0 HR: 1	SF: 2 SAC: 0 DP: 4 HBP: 0	WP: 1 PB: 0 SB: 0 CS: 0	PA: 36					
<b>PITCHER</b>	IP	WLS	BF	H	R	ER	SO	BB	IBB	HBP	BLK	WP	HR	S	P	ERA	WHIP										
<b>39 Gustavo Chacin, L</b> (1, 1) ERA: 3.39	2.1		14	6	4	4	3	1	0	0	0	1	0	37	58	15.43	3.000										
<b>Pete Walker, R</b> (3, 1) ERA: 1.24	3.0	W	11	1	1	1	2	2	0	0	0	0	1	26	46	3.00	1.000										
<b>Vinnie Chulk, R</b> (6, 1) ERA: 4.11	1.1		4	0	0	0	0	1	0	0	0	0	0	9	17	0.00	0.750										
<b>Scott Schoeneweis, L</b> (7, 1) ERA: 6.2	0.1		2	0	0	0	1	1	0	0	0	0	0	3	7	0.00	3.000										
<b>54 Jason Frasor, R</b> (8, 1) ERA: 2.93	2.0		5	0	0	0	2	1	0	0	0	0	0	18	30	0.00	0.500										

**Milwaukee Brewers @ Toronto Blue Jays**  
Rogers Centre, Toronto, ON  
Fri Jun 17 2005, 7:07 PM EDT  
Att. 17,615 - Partly Cloudy - 64 F

AB	28
R	5
H	7
RBI	5
BB	6
SO	8
LOB	13



Batter	1	2	3	4	5	6	7	8	9	AB R H RBI BB SO LOB
<b>3 Reed Johnson, R</b> OBP: 0.343, SLG: 0.465 (1, 9)	2-3 K	1-2 G5-3	4-0 BB		2-0 P4		1-3 K			4 0 0 0 1 2 1
<b>Frank Catalanotto, L</b> OBP: 0.362, SLG: 0.403 <b>Gabe Gross, L</b> (9, 7)	2-1 1B HBP	2-2 1B	3-2 L8-4			1-1 1B WP		1-0 L3		4 1 2 0 0 0 2 0 0 0 0 0 0 0
<b>2 Aaron Hill, R</b> OBP: 0.398, SLG: 0.489 (1, 10)	2-2 1B	0-0 1B		0-1 FC5-4 1B		1-2 G6-3		3-2 F9		5 2 3 0 0 0 1
<b>Shea Hillenbrand, R</b> OBP: 0.371, SLG: 0.450 (1, 5)	2-1 1B HR	0-0 1B		1-1 FC5-4		0-0 P5		0-2 1B		5 1 3 2 0 0 2
<b>15 Alex Rios, R</b> OBP: 0.322, SLG: 0.439 (1, 8)	3-2 K	4-1 BB		3-1 L9		4-0 BB		0-3 K		3 0 0 0 2 2 4
<b>9 Gregg Zaun, S</b> OBP: 0.335, SLG: 0.384 (1, 2)	2-2 1B HR	3-2 F9		0-1 F7		3-3 K				4 1 1 1 0 1 5
<b>Eric Hinske, L</b> OBP: 0.338, SLG: 0.411 (1, 3)	2-2 HR		4-2 1B FC6-4 BB		3-1 F8		3-1 F8			3 2 1 3 1 0 0
<b>Frank Menechino, R</b> OBP: 0.333, SLG: 0.362 <b>Orlando Hudson, S</b> OBP: 0.296, SLG: 0.361 (8, 4)	0-1 HR		1-0 1B FC6-4		2-1 HR		4-2 BB			3 2 3 2 1 0 0 0 0 0 0 0 0 0
<b>John McDonald, R</b> OBP: 0.329, SLG: 0.324 (1, 6)	0-3 K		2-0 1B FC6-4 L8-4 3 BB		3-2 G5-3		1-3 K			4 0 0 1 0 2 2

Inning Stats	R: 6 E: 0 K: 3 S: 25	H: 5 LOB: 0 BB: 0 P: 40	R: 1 E: 0 K: 0 S: 14	H: 3 LOB: 2 BB: 1 P: 24	R: 1 E: 0 K: 0 S: 7	H: 1 LOB: 1 BB: 2 P: 21	R: 0 E: 0 K: 0 S: 8	H: 1 LOB: 1 BB: 0 P: 12	R: 1 E: 0 K: 0 S: 8	H: 1 LOB: 0 BB: 0 P: 18	R: 0 E: 0 K: 1 S: 9	H: 1 LOB: 2 BB: 1 P: 18	R: 0 E: 0 K: 2 S: 15	H: 0 LOB: 1 BB: 1 P: 24	R: 0 E: 0 K: 1 S: 10	H: 1 LOB: 1 BB: 0 P: 14
1B: 9 2B: 2 3B: 0 HR: 3	SF: 0 SAC: 0 DP: 1 HBP: 1	WP: 1 PB: 0 SB: 0 CS: 0	PA: 41													

PITCHER	IP	WLS	BF	H	R	ER	SO	BB	IBB	HBP	BLK	WP	HR	S	P	ERA	WHIP
<b>Doug Davis, L</b> ERA: 4.47 (1, 1)	1.2	L	14	8	7	7	3	1	0	0	0	0	2	36	58	37.80	5.400
<b>Wes Obermueller, R</b> ERA: 4.36 (2, 1)	3.1		14	3	2	2	0	2	0	0	0	0	1	26	57	5.40	1.500
<b>Jorge De La Rosa, L</b> ERA: 5.18 (6, 1)	2.0		9	1	0	0	3	2	0	0	0	1	0	24	42	0.00	1.500
<b>Derrick Turnbow, R</b> ERA: 3.04 (8, 1)	1.0		4	1	0	0	1	0	0	0	0	0	0	10	14	0.00	1.000

**BOTTOM**

**Milwaukee Brewers @ Toronto Blue Jays**  
Rogers Centre, Toronto, ON  
Fri Jun 17 2005, 7:07 PM EDT  
Att. 17,615 - Partly Cloudy - 64 F

livebaseballscorecards.com

<b>AB</b>	<b>35</b>
<b>R</b>	<b>9</b>
<b>H</b>	<b>13</b>
<b>RBI</b>	<b>9</b>
<b>BB</b>	<b>5</b>
<b>SO</b>	<b>7</b>
<b>LOB</b>	<b>17</b>



Batter	1	2	3	4	5	6	7	8	9	AB R H RBI BB SO LOB	TOP											
<b>Brady Clark, R</b> (1, 8) OBP: 0.388, SLG: 0.458	1-2 1B	1-0 L1			2-1 SH3-4 FC1 2B		0-1 SH1-3 2B		0-1 F9	5 2 3 0 0 0 0												
<b>Jeff Cirillo, R</b> (1, 5) OBP: 0.382, SLG: 0.443	3-2 SAFE G5-3	2-1 1B			0-0 SH3-4		0-1 SH1-3		0-2 P6	3 0 1 0 0 0 1												
<b>Lyle Overbay, L</b> (1, 3) OBP: 0.400, SLG: 0.465	1-2 HR 1B	0-0 F7			1-1 FC1 FC5-4		3-3 K			4 1 1 2 0 1 2												
<b>Carlos Lee, R</b> (1, 7) OBP: 0.342, SLG: 0.549	1-0 HR				2-0 FC5-4 2S		1-3 K			4 1 1 2 0 2 2												
<b>2 Bill Hall, R</b> (1, 6) OBP: 0.335, SLG: 0.519	1-3 K				0-3 K			1-1 G4-3		4 0 0 0 0 2 1												
<b>7 J.J. Hardy, R</b> (9, 6) OBP: 0.288, SLG: 0.261					1-2 K					0 0 0 0 0 0 0												
<b>28 Prince Fielder, L</b> (1, 10) OBP: 0.308, SLG: 0.538	2-1 2B				3-2 L6		2-3 K2-3		1-1 1B	4 0 2 0 0 1 0												
<b>23 Rickie Weeks Jr., R</b> (1, 4) OBP: 0.419, SLG: 0.320	3-2 HBP				1-3 K		3-2 S 1B		3-2 P4	3 0 1 0 0 1 0												
<b>Geoff Jenkins, L</b> (1, 9) OBP: 0.316, SLG: 0.374	1-3 K				0-1 G5-3		1 SAFE 0-3 K		2-0 HR	4 1 1 1 0 2 3												
<b>Chad Moeller, R</b> (1, 2) OBP: 0.206, SLG: 0.258		0-0 G5-3			1-3 K		1-1 G6-3		2-2 G5-3	4 0 0 0 0 1 1												
<b>Inning Stats</b>	R: 3 E: 0 K: 2 S: 25	H: 4 LOB: 2 BB: 0 P: 38	R: 0 E: 0 K: 0 S: 5	H: 1 LOB: 1 BB: 0 P: 8	R: 0 E: 0 K: 1 S: 9	H: 0 LOB: 0 BB: 0 P: 15	R: 0 E: 0 K: 2 S: 9	H: 0 LOB: 0 BB: 0 P: 11	R: 1 E: 0 K: 1 S: 9	H: 1 LOB: 1 BB: 0 P: 14	R: 0 E: 0 K: 2 S: 13	H: 1 LOB: 1 BB: 0 P: 19	R: 0 E: 0 K: 2 S: 14	H: 1 LOB: 1 BB: 0 P: 18	R: 0 E: 0 K: 0 S: 7	H: 1 LOB: 0 BB: 0 P: 12	R: 1 E: 0 K: 0 S: 10	H: 1 LOB: 0 BB: 0 P: 14	1B: 5 2B: 3 3B: 0 HR: 2	SF: 0 SAC: 2 DP: 0 HBP: 1	WP: 0 PB: 0 SB: 3 CS: 0	PA: 38
<b>PITCHER</b>	IP WLS BF H R ER SO BB IBB HBP BLK WP HR S P ERA WHIP																					
<b>32 Roy Halladay, R</b> (1, 1) ERA: 2.53	6.0 L 27 7 4 4 8 0 0 1 0 0 1 70 105 6.00 1.167																					
<b>Justin Speier, R</b> (7, 1) ERA: 3.52	2.0 7 2 0 0 2 0 0 0 0 0 0 21 30 0.00 1.000																					
<b>Miguel Batista, R</b> (9, 1) ERA: 2.83	1.0 4 1 1 1 0 0 0 0 0 0 1 10 14 9.00 1.000																					

**Milwaukee Brewers @ Toronto Blue Jays**  
 Rogers Centre, Toronto, ON  
 Sat Jun 18 2005, 5:07 PM EDT  
 Att. 25,264 - Overcast - 61 F

AB	35
R	5
H	10
RBI	5
BB	0
SO	10
LOB	10





Batter	1	2	3	4	5	6	7	8	9	AB	R	H	RBI	BB	SO	LOB
<b>3 Reed Johnson, R</b> OBP: 0.350, SLG: 0.463 (1, 8)	3-2 1B		1-2 G5-3		4-1 BB		0-2 F8		4-1 15 FC6-4 BB	3	0	1	0	2	0	1
<b>Frank Catalanotto, L</b> OBP: 0.359, SLG: 0.405 (1, 7)	3-2 2B		2-2 G4-3		0-3 K			0-1 F8	0-0 FC6-4	4	0	1	0	0	1	3
<b>15 Alex Rios, R</b> OBP: 0.321, SLG: 0.437 (9, PH)									1-2 2-3 1-2f	1	0	0	0	0	0	3
<b>2 Aaron Hill, R</b> OBP: 0.392, SLG: 0.479 (1, 10)	2-0 F8			1-1 F9		0-0 F7		0-1 1B		4	0	1	0	0	0	1
<b>Shea Hillenbrand, R</b> OBP: 0.365, SLG: 0.443 (1, 5)	1-2 L3			0-2 G4-3		1-1 G5-3		0-0 FC6	1-2 G4-6-3	4	0	0	0	0	0	2
<b>Eric Hinske, L</b> OBP: 0.332, SLG: 0.404 (1, 3)				1-1 G3		2-3 K		3-2 G4-6-3	1-2f	4	0	0	0	0	2	2
<b>9 Gregg Zaun, S</b> OBP: 0.349, SLG: 0.414 (1, 2)				0-0 HR		1-1 FC3-6 8 BB 1B		0-1 E 8 2B 1B	4-1 3 BB 1B BB	3	2	3	1	1	0	0
<b>Orlando Hudson, S</b> OBP: 0.291, SLG: 0.355 (1, 4)				1-1 L7		1-2 F8		2-2 G4-3	1-1 L8	4	0	0	0	0	0	3
<b>Gabe Gross, L</b> OBP: 0.188, SLG: 0.071 (1, 9)				3-2 G3-1		4-2 FC3-6 8 BB		0-0 F7	3-2 3 BB 1B	3	0	1	0	1	0	1
<b>8 Russ Adams, L</b> OBP: 0.291, SLG: 0.401 (1, 6)				1-0 F7		0-1 FC3-6 3 BB		1-0 2B	0-3 K	4	0	1	1	0	1	4

Inning Stats	R: 0	H: 2	E: 0	LOB: 1	K: 0	S: 10	R: 1	H: 1	E: 0	LOB: 0	K: 1	S: 9	R: 0	H: 0	E: 0	LOB: 0	K: 0	S: 7	R: 0	H: 0	E: 0	LOB: 0	K: 0	S: 8	R: 0	H: 1	E: 0	LOB: 3	K: 1	S: 15	R: 0	H: 0	E: 0	LOB: 0	K: 1	S: 6	R: 1	H: 2	E: 1	LOB: 1	K: 0	S: 10	R: 0	H: 1	E: 1	LOB: 1	K: 0	S: 9	R: 0	H: 1	E: 0	LOB: 3	K: 1	S: 12	1B: 5	SF: 0	2B: 2	SAC: 0	3B: 0	DP: 1	HR: 1	HBP: 0	WP: 0	PA: 38
--------------	------	------	------	--------	------	-------	------	------	------	--------	------	------	------	------	------	--------	------	------	------	------	------	--------	------	------	------	------	------	--------	------	-------	------	------	------	--------	------	------	------	------	------	--------	------	-------	------	------	------	--------	------	------	------	------	------	--------	------	-------	-------	-------	-------	--------	-------	-------	-------	--------	-------	--------

PITCHER	IP	WLS	BF	H	R	ER	SO	BB	IBB	HBP	BLK	WP	HR	S	P	ERA	WHIP
<b>15 Ben Sheets, R</b> ERA: 3.19 (1, 1)	8.0	W	32	7	2	1	3	2	0	0	0	0	1	74	112	1.12	1.125
<b>Derrick Turnbow, R</b> ERA: 2.96 (9, 1)	0.2	H	5	1	0	0	1	2	0	0	0	0	0	11	23	0.00	4.500
<b>Tommy Phelps, L</b> ERA: 4.42 (9, 1)	0.1	S	1	0	0	0	0	0	0	0	0	0	0	1	1	0.00	0.000

**BOTTOM**

**Milwaukee Brewers @ Toronto Blue Jays**

Rogers Centre, Toronto, ON

Sat Jun 18 2005, 5:07 PM EDT  
Att. 25,264 - Overcast - 61 F

livebaseballscorecards.com

<b>AB</b>	<b>34</b>
<b>R</b>	<b>2</b>
<b>H</b>	<b>8</b>
<b>RBI</b>	<b>2</b>
<b>BB</b>	<b>4</b>
<b>SO</b>	<b>4</b>
<b>LOB</b>	<b>20</b>



Batter	1	2	3	4	5	6	7	8	9	AB R H RBI BB SO LOB	TOP																
<b>Brady Clark, R</b> OBP: 0.391, SLG: 0.463 (1, 8) C B B B B F X	3-2 G6-3 1		1-2 2B 2B		0-2 1B 1B		2-3 K		4-2 S E BB	4 2 2 0 1 1 0																	
<b>Jeff Cirillo, R</b> OBP: 0.376, SLG: 0.441 (1, 5) F X	0-1 P3		3-2 F7 SF9 2B		0-0 FC1-5 1B		1-1 F8		2-3 K	5 1 1 2 0 1 3																	
<b>Lyle Overbay, L</b> OBP: 0.400, SLG: 0.463 (1, 3) X	0-0 1B		0-1 F7		0-0 F8		1-2 1B		3-2 E6	5 0 2 0 0 0 3																	
<b>Carlos Lee, R</b> OBP: 0.343, SLG: 0.547 (1, 7) C B X	1-1 F9		1-2 SF9		0-2 1B		1-2 F8		4-0 IBB	3 0 1 1 1 0 2																	
<b>2 Bill Hall, R</b> OBP: 0.332, SLG: 0.516 (1, 6) C B B B X		2-2 P3	0-1 G1-3		2-2 28 G4-3 23 1B 2B			3-3 K	3-2 G6-3	5 1 1 0 0 1 2																	
<b>28 Prince Fielder, L</b> OBP: 0.294, SLG: 0.471 (1, 10) C X		0-1 23 FC5-4 1B		0-1 P4		0-2 G4-3		1-3 K		4 0 1 0 0 1 1																	
<b>23 Rickie Weeks Jr., R</b> OBP: 0.429, SLG: 0.321 (1, 4) B B X		1-1 FC5-4 S		2-3 K		2-2 2B 1B		4-0 BB		3 0 1 1 1 1 1																	
<b>Geoff Jenkins, L</b> OBP: 0.315, SLG: 0.376 (1, 9) 1 SAFE C B C 1 SAFE T P B B X		3-2 P6		1-3 K2-3		3-H 2-2 1-H 2B		0-0 F8		4 0 1 0 0 1 2																	
<b>Chad Moeller, R</b> OBP: 0.218, SLG: 0.260 (1, 2) C B T B B X			4-2 2B 2B BB		3-2 FC1-5 1B 1B		3-3 K		2-1 G4-3	3 1 1 0 1 1 1																	
<b>Inning Stats</b>	R: 0 E: 0 K: 0 S: 9	H: 1 LOB: 1 BB: 0 P: 13	R: 0 E: 0 K: 0 S: 11	H: 1 LOB: 1 BB: 0 P: 16	R: 3 E: 0 K: 0 S: 16	H: 2 LOB: 0 BB: 1 P: 25	R: 0 E: 0 K: 2 S: 8	H: 0 LOB: 0 BB: 0 P: 11	R: 0 E: 0 K: 0 S: 12	H: 3 LOB: 2 BB: 0 P: 15	R: 1 E: 0 K: 1 S: 17	H: 3 LOB: 1 BB: 0 P: 26	R: 0 E: 0 K: 1 S: 16	H: 1 LOB: 1 BB: 0 P: 21	R: 0 E: 0 K: 2 S: 9	H: 0 LOB: 1 BB: 1 P: 17	R: 1 E: 1 K: 1 S: 15	H: 0 LOB: 2 BB: 2 P: 32	1B: 7 2B: 4 3B: 0 HR: 0	SF: 1 SAC: 0 DP: 0 HBP: 0	WP: 0 PB: 0 SB: 2 CS: 0	PA: 41					
<b>PITCHER</b>	IP	WLS	BF	H	R	ER	SO	BB	IBB	HBP	BLK	WP	HR	S	P	ERA	WHIP										
<b>Josh Towers, R</b> ERA: 4.57 (1, 1)	5.1	L	25	9	4	4	2	1	0	0	0	0	0	67	95	6.75	1.875										
<b>Vinnie Chulk, R</b> ERA: 3.9 (6, 1)	1.2		6	2	0	0	2	0	0	0	0	0	0	22	32	0.00	1.200										
<b>Scott Schoeneweis, L</b> ERA: 5.91 (8, 1)	1.0		4	0	0	0	2	1	0	0	0	0	0	9	17	0.00	1.000										
<b>54 Jason Frasor, R</b> ERA: 2.83 (9, 1)	1.0		6	0	1	0	1	1	1	0	0	0	0	15	32	0.00	1.000										

**Milwaukee Brewers @ Toronto Blue Jays**  
**Rogers Centre, Toronto, ON**  
 Sun Jun 19 2005, 1:07 PM EDT  
 Att: 30,480 - Partly Cloudy - 61 F

[livebaseballscorecards.com](http://livebaseballscorecards.com)

<b>AB</b>	36
<b>R</b>	5
<b>H</b>	11
<b>RBI</b>	4
<b>BB</b>	4
<b>SO</b>	7
<b>LOB</b>	15



Batter	1	2	3	4	5	6	7	8	9	AB R H RBI BB SO LOB
<b>3 Reed Johnson, R</b> OBP: 0.341, SLG: 0.449 (1, 9)	2-2 G3-1		0-1 G5-4-3		1-3 K		2-2 F9		2-1 F7	5 0 0 0 0 1 4
<b>Frank Catalanotto, L</b> OBP: 0.360, SLG: 0.419 (1, 7)	1-2 F9		4-2 2 BB HBP		1-1 HR		2-2 G4-3		0-2 P3	4 1 1 1 0 0 2
<b>2 Aaron Hill, R</b> OBP: 0.411, SLG: 0.500 (1, 5)	1-2 2B		4-1 1 SAFE BB		1-2 1B		0-0 15 E 1B		1-3 K	4 1 3 0 1 1 2
<b>Shea Hillenbrand, R</b> OBP: 0.367, SLG: 0.444 (1, 10)	1-1 F7		2-1 P3		1-0 1B		1-2 15 FC6-4 1B			4 0 2 0 0 0 4
<b>15 Alex Rios, R</b> OBP: 0.316, SLG: 0.429 (1, 8)		1-0 G6-3		3-3 K		2-3 K		1-0 FC6-4		4 0 0 0 0 2 3
<b>Frank Menechino, R</b> OBP: 0.349, SLG: 0.362 <b>Orlando Hudson, S</b> OBP: 0.293, SLG: 0.353 (6, PH) (7, 4)		4-2 CS BB		4-2 E BB		4-1 8 G4-6-3 BB		2-1 FC6-4		0 0 0 0 2 0 0 1 0 0 0 1 0 1
<b>Eric Hinske, L</b> OBP: 0.327, SLG: 0.396 (1, 3)		1 SAFE 1-3 K		0-3 K		1-3 K		1 SAFE 3-3 K		4 0 0 0 0 4 4
<b>John McDonald, R</b> OBP: 0.333, SLG: 0.319 <b>8 Russ Adams, L</b> OBP: 0.293, SLG: 0.409 (6, PH) (7, 6)		2-2 1 SAFE CS		4-2 3 G5-4-3 BB		1-1 P5		0-1 G4-6-3		1 0 0 0 1 0 1 2 0 1 0 0 0 1
<b>Ken Huckaby, R</b> OBP: 0.193, SLG: 0.135 <b>9 Gregg Zaun, S</b> OBP: 0.351, SLG: 0.411 (7, PH) (8, 2)		1 SAFE 1-2 BB		4-2 3 G5-4-3 BB		1-3 K		3-3 K		1 0 0 0 1 1 0 1 0 0 0 1 1 0

Inning Stats	R: 0 E: 0 K: 14 S: 19	H: 1 LOB: 1 BB: 0 P: 19	R: 0 E: 0 K: 13 S: 21	H: 0 LOB: 0 BB: 1 P: 21	R: 0 E: 0 K: 12 S: 30	H: 0 LOB: 3 BB: 3 P: 30	R: 0 E: 1 K: 2 S: 13	H: 0 LOB: 1 BB: 1 P: 21	R: 1 E: 0 K: 3 S: 17	H: 3 LOB: 2 BB: 0 P: 24	R: 0 E: 0 K: 1 S: 6	H: 0 LOB: 0 BB: 1 P: 11	R: 0 E: 0 K: 10 S: 17	H: 0 LOB: 0 BB: 0 P: 17	R: 1 E: 1 K: 10 S: 17	H: 2 LOB: 1 BB: 0 P: 17	R: 0 E: 0 K: 11 S: 20	H: 1 LOB: 2 BB: 1 P: 20	1B: 4 2B: 2 3B: 0 HR: 1	SF: 0 SAC: 0 DP: 2 HBP: 1
--------------	--------------------------------	----------------------------------	--------------------------------	----------------------------------	--------------------------------	----------------------------------	-------------------------------	----------------------------------	-------------------------------	----------------------------------	------------------------------	----------------------------------	--------------------------------	----------------------------------	--------------------------------	----------------------------------	--------------------------------	----------------------------------	----------------------------------	------------------------------------

PITCHER	IP	WLS	BF	H	R	ER	SO	BB	IBB	HBP	BLK	WP	HR	S	P	ERA	WHIP
<b>39 Chris Capuano, L</b> ERA: 3.44 (1, 1)	5.0	W	23	4	1	1	6	5	0	0	0	0	1	69	115	1.80	1.800
<b>Matt Wise, R</b> ERA: 2.57 (6, 1)	2.1	H	9	2	1	1	2	1	0	0	0	0	0	21	35	3.86	1.286
<b>Tommy Phelps, L</b> ERA: 4.26 (8, 1)	0.2	H	3	1	0	0	1	0	0	0	0	0	0	7	14	0.00	1.500
<b>Derrick Turnbow, R</b> ERA: 2.86 (9, 1)	1.0	S	4	0	0	0	1	1	0	0	0	1	0	9	16	0.00	1.000

**BOTTOM**

**Milwaukee Brewers @ Toronto Blue Jays**  
Rogers Centre, Toronto, ON

Sun Jun 19 2005, 1:07 PM EDT  
Att. 30,480 - Partly Cloudy - 61 F

livebaseballscorecards.com

<b>AB</b>	<b>31</b>
<b>R</b>	<b>2</b>
<b>H</b>	<b>7</b>
<b>RBI</b>	<b>1</b>
<b>BB</b>	<b>7</b>
<b>SO</b>	<b>10</b>
<b>LOB</b>	<b>22</b>



<b>WP:</b> 1	<b>PA:</b> 40
<b>PB:</b> 0	
<b>SB:</b> 0	
<b>CS:</b> 1	

Batter	1	2	3	4	5	6	7	8	9	AB R H RBI BB SO LOB	TOP	
1 Brian Roberts, S OBP: 0.429, SLG: 0.595 (1, 4)	3-2 P4		1-0 F7		0-3 K			0-3 K		4 0 0 0 0 2 1	<b>Baltimore Orioles @ Toronto Blue Jays</b> Rogers Centre, Toronto, ON Mon Jun 20 2005, 7:07 PM EDT Att. 15,849 - Clear - 73 F	
6 Melvin Mora, R OBP: 0.363, SLG: 0.522 (1, 5) James Baldwin, R (8, 1)	4-1 BB		0-3 K			1-2 G5-3		0-3 P4		3 0 0 0 1 1 0 0 0 0 0 0 0 0		
10 Miguel Tejada, R OBP: 0.367, SLG: 0.625 (1, 6)	1-3 K		2-2 G6-3			4-2 BB		2-1 P4		3 0 0 0 1 1 1		
Sammy Sosa, R OBP: 0.324, SLG: 0.452 (1, 9)	0-3 K			3-3 K		0-1 P4		0-0 G6-3		4 0 0 0 0 2 2		
Rafael Palmeiro, L OBP: 0.342, SLG: 0.422 (1, 3)		1-0 HR 1B		0-3 K		2-2 F9		0-0 P5		4 1 1 0 0 1 1		
Eli Marrero, R OBP: 0.238, SLG: 0.367 (1, 7)		1-0 HR		1-3 K			3-3 K			3 1 1 2 0 2 0		
Luis Matos, R OBP: 0.380, SLG: 0.423 (1, 8)		0-1 F7			2-1 G4-3 FC1-5 2B		0-1 G1-3			3 0 1 0 0 0 0		
Chris Gomez, R OBP: 0.424, SLG: 0.413 (1, 10) (8, 5)		2-3 K			0-2 G4-3		0-0 F7			3 0 0 0 0 1 1		
Sal Fasano, R OBP: 0.318, SLG: 0.541 (1, 2) Larry Bigbie, L OBP: 0.336, SLG: 0.368 (8, PH) Geronimo Gil, R OBP: 0.207, SLG: 0.291 (8, 2)		2-2 K			0-1 FC1-5 3-H			0-1 F7		2 0 0 0 0 1 1 1 0 0 0 0 0 0 0 0 0 0 0 0 0		
<b>Inning Stats</b>	R: 0 H: 0 E: 0 LOB: 1 K: 2 BB: 1 S: 14 P: 22	R: 2 H: 2 E: 0 LOB: 0 K: 2 BB: 0 S: 12 P: 18	R: 0 H: 0 E: 0 LOB: 0 K: 1 BB: 0 S: 7 P: 10	R: 0 H: 0 E: 0 LOB: 0 K: 3 BB: 0 S: 10 P: 14	R: 0 H: 1 E: 0 LOB: 1 K: 1 BB: 0 S: 10 P: 12	R: 0 H: 0 E: 0 LOB: 1 K: 0 BB: 1 S: 10 P: 17	R: 0 H: 0 E: 0 LOB: 0 K: 1 BB: 0 S: 7 P: 10	R: 0 H: 0 E: 0 LOB: 0 K: 1 BB: 0 S: 6 P: 7	R: 0 H: 0 E: 0 LOB: 0 K: 0 BB: 0 S: 4 P: 6	1B: 1 SF: 0 2B: 1 SAC: 0 3B: 0 DP: 0 HR: 1 HBP: 0		WP: 0 PA: 32 PB: 0 SB: 0 CS: 0
<b>PITCHER</b> Ted Lilly, L ERA: 6.08 (1, 1) Justin Speier, R ERA: 3.24 (8, 1)	IP WLS BF H R ER SO BB IBB HBP BLK WP HR S P ERA WHIP	7.0 W 26 3 2 2 10 2 0 0 0 0 0 1 70 103 2.57 0.714	2.0 6 0 0 0 1 0 0 0 0 0 0 0 10 13 0.00 0.000									ERA WHIP

livebaseballscorecards.com

AB	30
R	2
H	3
RBI	2
BB	2
SO	11
LOB	7



BOTTOM

Baltimore Orioles @ Toronto Blue Jays  
Rogers Centre, Toronto, ON

Mon Jun 20 2005, 7:07 PM EDT  
Att. 15,849 - Clear - 73 F

livebaseballscorecards.com

AB 38  
R 11  
H 16  
RBI 11  
BB 2  
SO 6  
LOB 13



WP: 0 PA: 42  
PB: 1  
SB: 1  
CS: 0

AB R H RBI BB SO LOB  
4 1 1 0 0 1 2  
1 0 0 0 0 0 0

5 2 3 0 0 0 0

5 1 1 3 0 2 2

5 3 3 2 0 1 0

4 2 4 2 1 0 0

5 1 1 1 0 1 3

1 0 1 0 1 0 0  
1 1 1 2 0 0 0

4 0 1 0 0 1 4

3 0 0 1 0 0 2

1B: 11 SF: 1  
2B: 2 SAC: 0  
3B: 0 DP: 1  
HR: 3 HBP: 1

Batter	1	2	3	4	5	6	7	8	9
3 Reed Johnson, R OBP: 0.339, SLG: 0.444 Gabe Gross, L OBP: 0.176, SLG: 0.067 (1, 7) (7, PH) (8, 7)	2-2 15 1B 10 HR 1B	1-2 G1-3		2-0 G4-6-3 1-2f		1-3 K	1-0 G4-3		
15 Alex Rios, R OBP: 0.321, SLG: 0.433 (1, 9)	1 SAFE 2-2 10 HR 1B	0-0 F9			1-0 2B 1B	1-2 1B		0-1 P3	
10 Vernon Wells, R OBP: 0.301, SLG: 0.464 (1, 8)	0-0 2-H 3-H HR		1-3 K		0-0 F8 1B	2-3 K		0-0 F8	
Shea Hillenbrand, R OBP: 0.371, SLG: 0.462 (1, 3)	1-3 K		0-2 G1-3		1 SAFE 1-0 2 1B 2B		1-2 2 1B 1B	2-1 HR	
2 Aaron Hill, R OBP: 0.436, SLG: 0.549 (1, 5)	2-2 HR		4-0 BB		1-0 S HBP 1B		2-1 9 1B 1B	0-1 9 PB 1B	
9 Gregg Zaun, S OBP: 0.347, SLG: 0.405 (1, 2)	0-0 F9		2-2 K		1-1 F9		1-0 2B 1B	2-2 G6-3	
Frank Menechino, R OBP: 0.372, SLG: 0.371 Eric Hinske, L OBP: 0.329, SLG: 0.404 (1, 10) (7, PH) (8, 10)	4-0 BB			2-2 8 FC1-5 1B	2-2 1B		3-2 G3-1 8 SF7 2B		
Orlando Hudson, S OBP: 0.292, SLG: 0.352 (1, 4)	0-1 G5-3			1-0 8 FC1-5 1B	3-3 K		0-1 G3-1		
8 Russ Adams, L OBP: 0.287, SLG: 0.401 (1, 6)		3-2 F7		0-0 FC1-5 3 G4-6-3 1-2 2-3f		0-0 G4-3	0-1 SF7		

Inning Stats	R: 4	H: 4	E: 0	K: 1	S: 19	LOB: 1	BB: 1	P: 30	R: 0	H: 0	E: 0	K: 0	S: 8	LOB: 0	BB: 0	P: 12	R: 0	H: 0	E: 0	K: 2	S: 11	LOB: 1	BB: 1	P: 18	R: 0	H: 2	E: 0	K: 0	S: 6	LOB: 1	BB: 0	P: 11	R: 2	H: 3	E: 0	K: 1	S: 12	LOB: 2	BB: 0	P: 21	R: 0	H: 1	E: 0	K: 2	S: 16	LOB: 1	BB: 0	P: 16	R: 4	H: 4	E: 0	K: 0	S: 16	LOB: 0	BB: 0	P: 24	R: 1	H: 2	E: 0	K: 0	S: 11	LOB: 1	BB: 0	P: 15
--------------	------	------	------	------	-------	--------	-------	-------	------	------	------	------	------	--------	-------	-------	------	------	------	------	-------	--------	-------	-------	------	------	------	------	------	--------	-------	-------	------	------	------	------	-------	--------	-------	-------	------	------	------	------	-------	--------	-------	-------	------	------	------	------	-------	--------	-------	-------	------	------	------	------	-------	--------	-------	-------

PITCHER	IP	WLS	BF	H	R	ER	SO	BB	IBB	HBP	BLK	WP	HR	S	P	ERA	WHIP
Bruce Chen, L ERA: 3.73 (1, 1)	5.0	L	26	9	6	6	4	2	0	0	0	0	2	56	92	10.80	2.200
Steve Reed, R ERA: 6.58 (6, 1)	1.0		8	5	4	4	2	0	0	0	0	0	0	23	34	36.00	5.000
Todd Williams, R ERA: 3.86 (7, 1)	1.0		3	0	0	0	0	0	0	0	0	0	0	5	6	0.00	0.000
James Baldwin, R ERA: 1.08 (8, 1)	1.0		5	2	1	1	0	0	0	0	0	0	1	11	15	9.00	2.000

**Baltimore Orioles @ Toronto Blue Jays**  
 Rogers Centre, Toronto, ON

Tue Jun 21 2005, 7:07 PM EDT  
 Att. 17,884 - Cloudy - 73 F

AB	39
R	9
H	11
RBI	9
BB	3
SO	2
LOB	17



AB	R	H	RBI	BB	SO	LOB
3	1	1	0	2	0	0
5	0	0	0	0	0	4
5	0	0	0	0	1	4
0	0	0	0	0	0	0
4	1	1	0	0	0	2
4	1	1	0	1	1	1
5	1	2	1	0	0	1
5	1	1	2	0	0	2
4	2	3	3	0	0	2
4	2	2	3	0	0	1

Batter	1	2	3	4	5	6	7	8	9
<b>1 Brian Roberts, S</b> OBP: 0.432, SLG: 0.592 (1, 4)	0-0 E6 BB 10 1B	4-2 10 S BB		3-1 F7		0-2 6 S 1B		4-1 6 G6-3 BB	
<b>Luis Matos, R</b> OBP: 0.365, SLG: 0.404 (1, 8)	1-0 P3	0-0 L9		3-1 G6-3		2-0 F8		2-1 G6-3	
<b>6 Melvin Mora, R</b> OBP: 0.357, SLG: 0.513 (1, 5) <b>Rafael Palmeiro, L</b> OBP: 0.342, SLG: 0.422 (8, 3)	0-1 P6	0-0 F9			3-3 K	1-1 F9		0-0 G6-3	
<b>10 Miguel Tejada, R</b> OBP: 0.367, SLG: 0.620 (1, 6)	0-1 31 1B 1B	2-1 P4			1-1 HBP		0-0 G4-3	1-2 G3-1	
<b>Sammy Sosa, R</b> OBP: 0.326, SLG: 0.448 (1, 9)	4-2 31 1B 1B BB		0-0 P4		1-2 F8		1-1 31 1B 1B	0-3 K	
<b>31 Jay Gibbons, L</b> OBP: 0.319, SLG: 0.533 (1, 10)	0-2 1B 1B		2-2 P5		2-2 G3		1-0 1B	3-2 P2	
<b>Chris Gomez, R</b> OBP: 0.412, SLG: 0.400 (1, 3) (8, 5)	1-1 2B 1B		0-0 F8			1-0 G5-3	1-1 F9	2-2 G6-3	
<b>Eli Marrero, R</b> OBP: 0.254, SLG: 0.425 (1, 7)	1-2 1-H 3-H 2B			2-0 HR		0-0 HR 2B		0-0 F8	
<b>Geronimo Gil, R</b> OBP: 0.221, SLG: 0.373 (1, 2)	2-2 P6			0-2 G5-3		3-1 HR		3-2 HR	

Inning Stats	R: 5	H: 4	R: 0	H: 0	R: 0	H: 0	R: 1	H: 1	R: 0	H: 0	R: 2	H: 3	R: 0	H: 2	R: 1	H: 1	R: 0	H: 0
	E: 1	LOB: 1	E: 0	LOB: 1	E: 0	LOB: 0	E: 0	LOB: 0	E: 0	LOB: 1	E: 0	LOB: 1	E: 0	LOB: 2	E: 0	LOB: 1	E: 0	LOB: 0
	K: 0	BB: 1	K: 0	BB: 1	K: 0	BB: 0	K: 0	BB: 0	K: 1	BB: 0	K: 0	BB: 0	K: 0	BB: 0	K: 1	BB: 1	K: 1	BB: 0
	S: 20	P: 29	S: 7	P: 13	S: 5	P: 7	S: 8	P: 16	S: 13	P: 20	S: 11	P: 17	S: 7	P: 10	S: 13	P: 23	S: 11	P: 16

PITCHER	IP	WLS	BF	H	R	ER	SO	BB	IBB	HBP	BLK	WP	HR	S	P	ERA	WHIP
<b>39 Gustavo Chacin, L</b> ERA: 3.3 (1, 1)	5.0	L	24	5	6	1	1	2	0	1	0	0	1	53	85	1.80	1.400
<b>37 Scott Downs, L</b> ERA: 5.19 (6, 1)	0.1		4	3	2	2	0	0	0	0	0	0	1	7	11	54.00	9.000
<b>Vinnie Chulk, R</b> ERA: 3.71 (6, 1)	1.2		7	2	0	0	0	0	0	0	0	0	0	11	16	0.00	1.200
<b>54 Jason Frasor, R</b> ERA: 3.03 (8, 1)	1.0		5	1	1	1	0	1	0	0	0	0	1	13	23	9.00	2.000
<b>Miguel Batista, R</b> ERA: 2.73 (9, 1)	1.0		3	0	0	0	1	0	0	0	0	0	0	11	16	0.00	0.000

Batter	1	2	3	4	5	6	7	8	9	AB	R	H	RBI	BB	SO	LOB
15 Alex Rios, R OBP: 0.320, SLG: 0.443 (1, 9)	1-0 HR		1-1 G1-3				0-1 G5-3			4	1	1	1	0	0	1
Frank Catalanotto, L OBP: 0.353, SLG: 0.409 (1, 7)	2-1 F9		2-2 K				1-0 F9			4	0	0	0	0	1	1
10 Vernon Wells, R OBP: 0.296, SLG: 0.457 (1, 8)	3-2 L7		2-2 L6				2-1 G4-3			4	0	0	0	0	1	0
Shea Hillenbrand, R OBP: 0.368, SLG: 0.455 (1, 5)	2-2 G5-3						2-1 G5-3			4	0	0	0	0	1	0
2 Aaron Hill, R OBP: 0.440, SLG: 0.543 (1, 10)							0-0 G5-3			3	0	1	0	1	0	0
Eric Hinske, L OBP: 0.328, SLG: 0.398 (1, 3)							1-1 F9			3	0	0	0	1	2	1
9 Gregg Zaun, S OBP: 0.350, SLG: 0.413 (1, 2)							0-3 K			4	2	2	0	0	1	2
Orlando Hudson, S OBP: 0.293, SLG: 0.351 Frank Menechino, R (9, PH) OBP: 0.368, SLG: 0.366 (1, 4)							2-1 K			3	1	1	0	0	2	3
8 Russ Adams, L OBP: 0.291, SLG: 0.434 (1, 6)							2-0 K			1	0	0	0	0	0	0
							2-1 K			3	1	1	0	0	2	3
							2-1 K			1	0	0	0	0	0	0
							2-1 F8			4	1	2	4	0	0	2
							1-1 L5			4	1	2	4	0	0	2

Inning Stats	R: 1	H: 1	E: 0	K: 0	S: 9	LOB: 0	BB: 0	P: 17	R: 0	H: 0	E: 0	K: 2	S: 13	LOB: 2	BB: 2	P: 25	R: 0	H: 0	E: 0	K: 1	S: 8	LOB: 0	BB: 0	P: 13	R: 0	H: 0	E: 0	K: 0	S: 5	LOB: 0	BB: 0	P: 8	R: 3	H: 3	E: 0	K: 0	S: 13	LOB: 0	BB: 0	P: 23	R: 0	H: 0	E: 0	K: 2	S: 7	LOB: 0	BB: 0	P: 8	R: 1	H: 2	E: 0	K: 1	S: 13	LOB: 1	BB: 0	P: 20	R: 0	H: 1	E: 0	K: 2	S: 9	LOB: 1	BB: 0	P: 13	R: 0	H: 0	E: 0	K: 0	S: 7	LOB: 0	BB: 0	P: 11	1B: 3	SF: 0	2B: 1	SAC: 0	3B: 1	DP: 0	HR: 2	HBP: 0	WP: 0	PA: 36
--------------	------	------	------	------	------	--------	-------	-------	------	------	------	------	-------	--------	-------	-------	------	------	------	------	------	--------	-------	-------	------	------	------	------	------	--------	-------	------	------	------	------	------	-------	--------	-------	-------	------	------	------	------	------	--------	-------	------	------	------	------	------	-------	--------	-------	-------	------	------	------	------	------	--------	-------	-------	------	------	------	------	------	--------	-------	-------	-------	-------	-------	--------	-------	-------	-------	--------	-------	--------

PITCHER	IP	WLS	BF	H	R	ER	SO	BB	IBB	HBP	BLK	WP	HR	S	P	ERA	WHIP
Rodrigo Lopez, R ERA: 4.37 (1, 1)	5.0		21	4	4	4	3	2	0	0	1	0	2	48	86	7.20	1.200
37 Chris Ray, R ERA: 2.08 (6, 1)	2.0		8	2	1	1	3	0	0	0	0	0	0	20	28	4.50	1.000
Jorge Julio, R ERA: 3.06 (8, 1)	1.0		4	1	0	0	2	0	0	0	0	0	0	9	13	0.00	1.000
Steve Kline, L ERA: 5.33 (9, 1)	1.0		3	0	0	0	0	0	0	0	0	0	0	7	11	0.00	0.000


**BOTTOM**

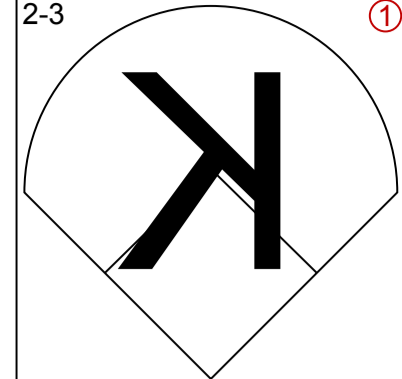
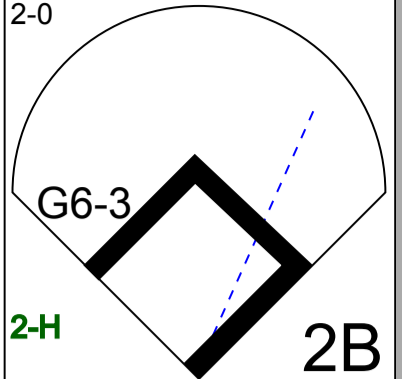
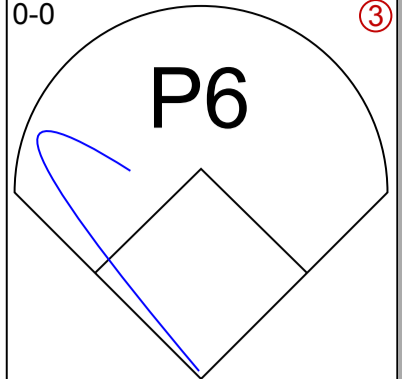
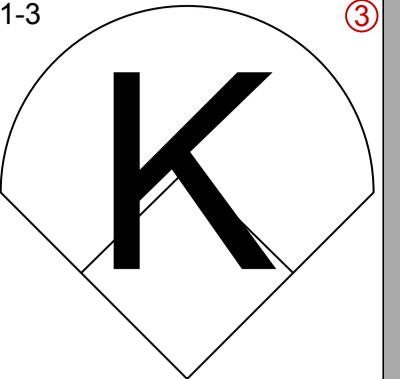
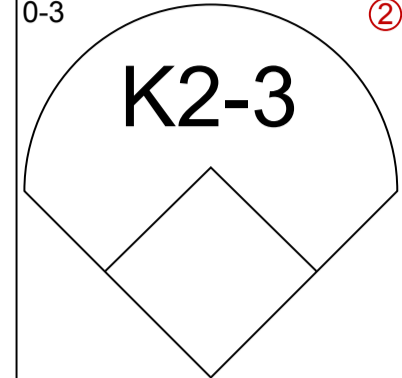
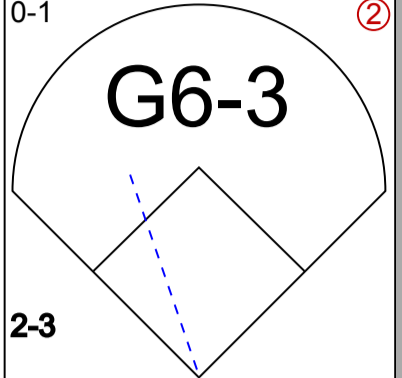
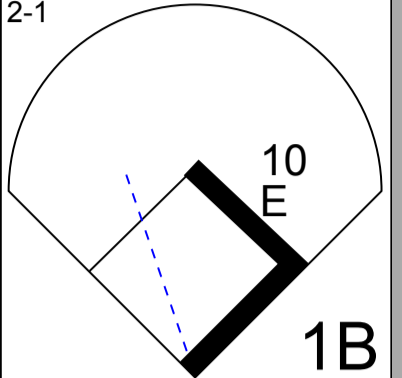
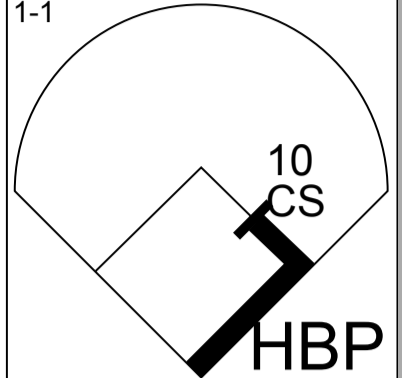
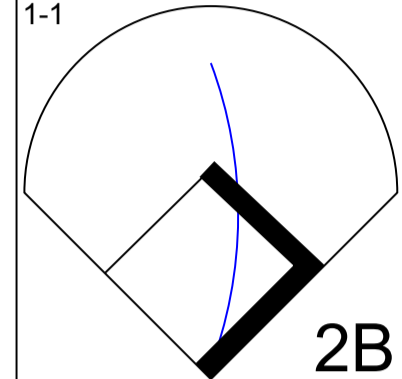
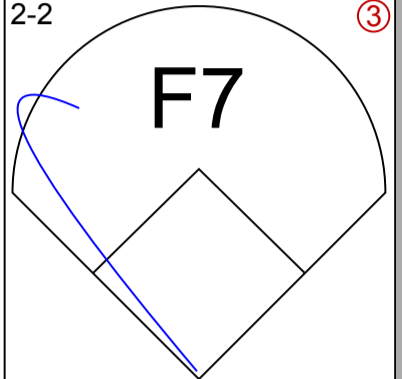
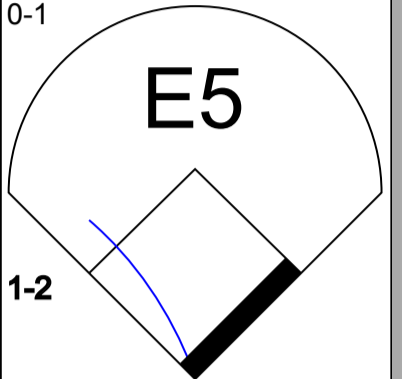
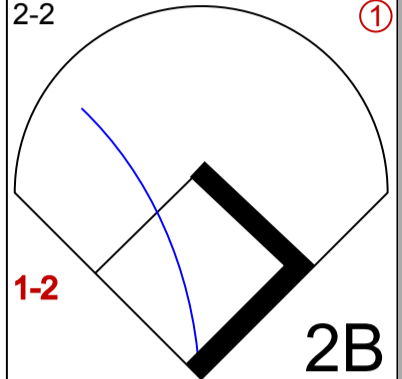
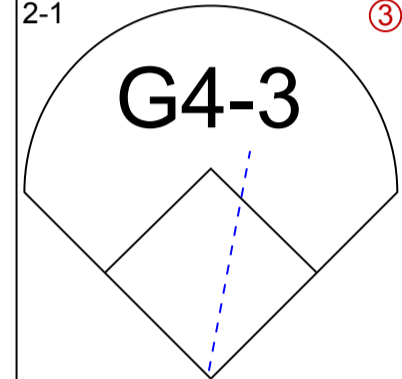
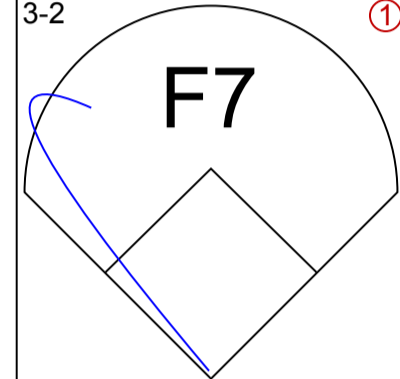
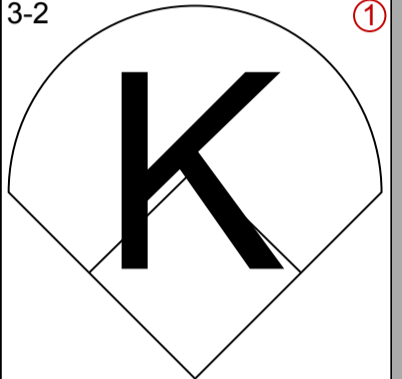
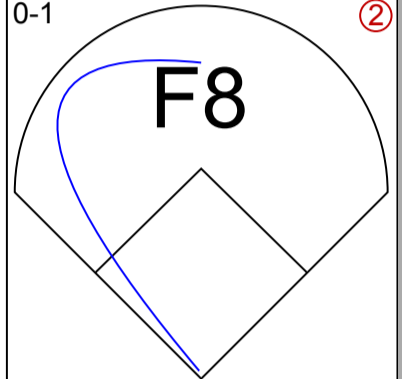
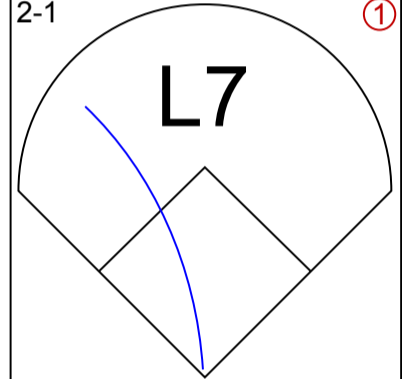
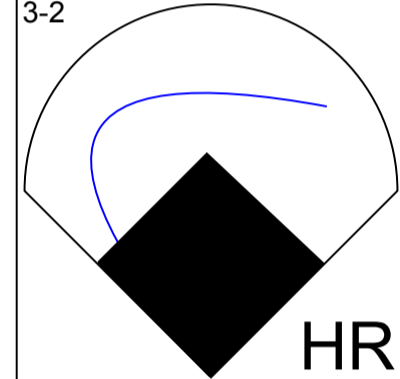
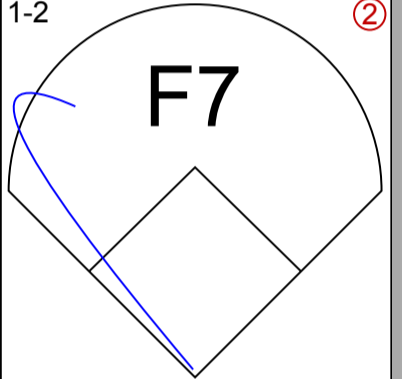
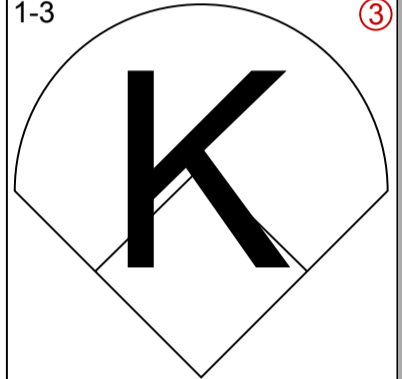
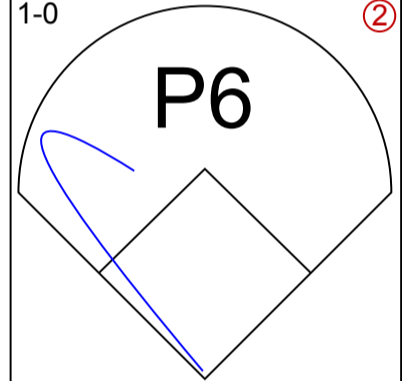
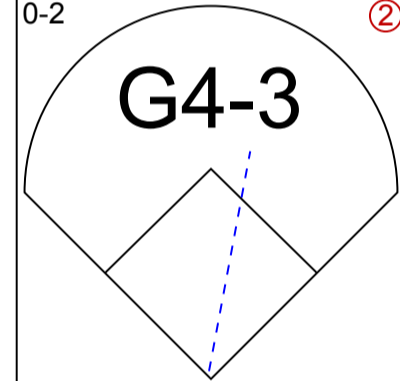
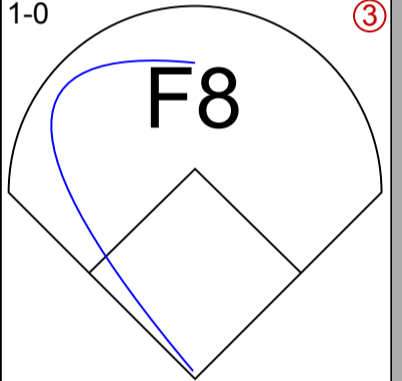
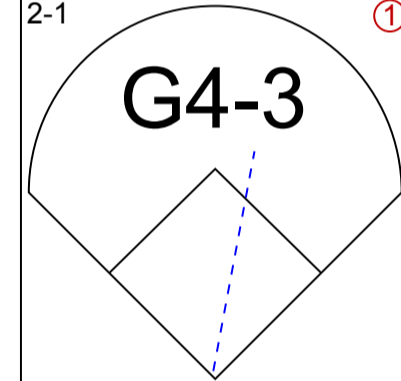
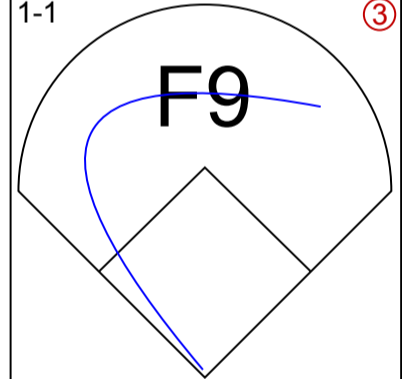
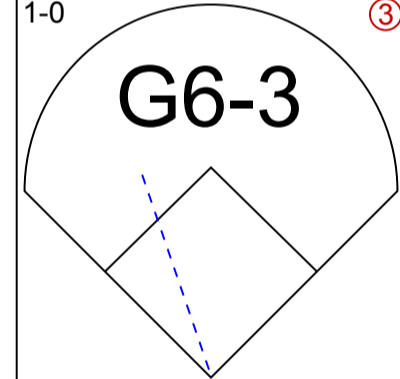
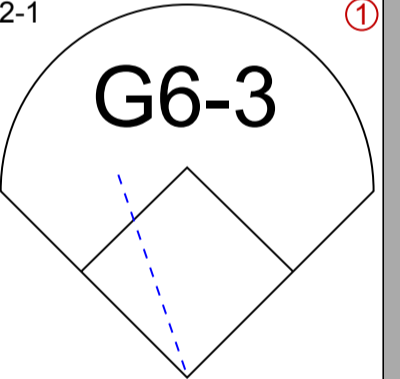
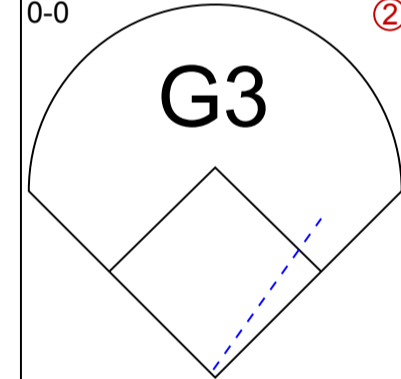
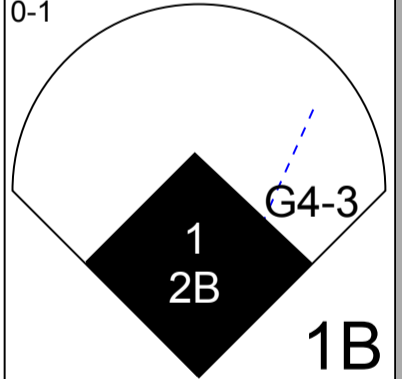
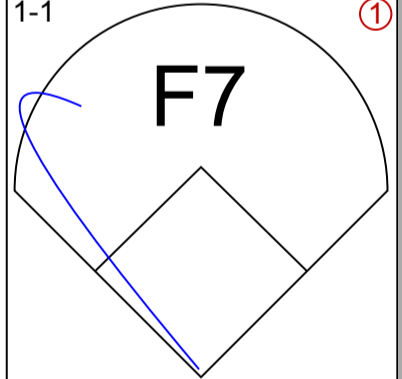
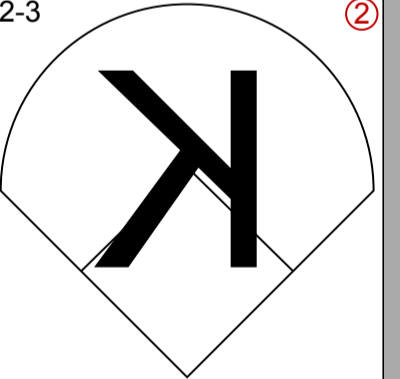
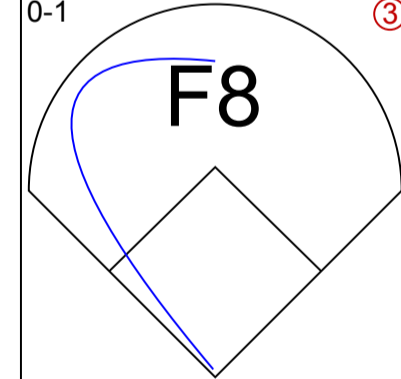
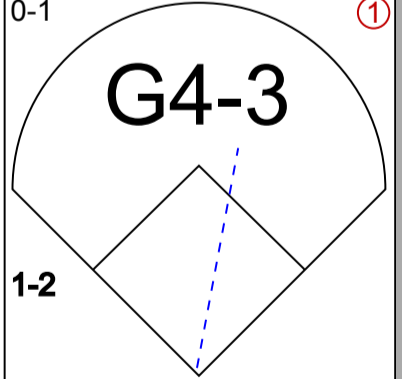
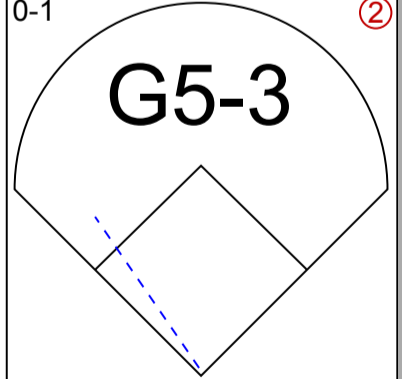
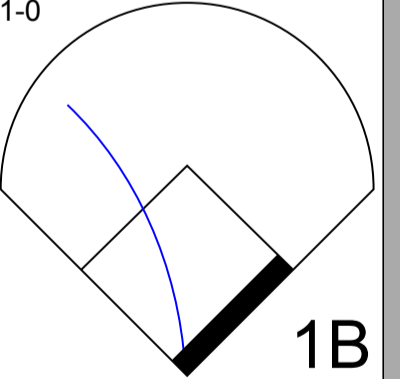
**Baltimore Orioles @ Toronto Blue Jays**  
Rogers Centre, Toronto, ON

Tue Jun 21 2005, 7:07 PM EDT  
Att: 17,884 - Cloudy - 73 F

livebaseballscorecards.com

AB	34
R	5
H	7
RBI	5
BB	2
SO	8
LOB	10



Batter	1	2	3	4	5	6	7	8	9	AB R H RBI BB SO LOB	TOP											
<b>1 Brian Roberts, S</b> OBP: 0.430, SLG: 0.590 (1, 4)	2-3 		2-0 G6-3 2-H 2B 		0-0 P6 		1-3 			4 0 1 1 0 2 1												
<b>Luis Matos, R</b> OBP: 0.369, SLG: 0.402 (1, 8)	0-3 K2-3 		0-1 G6-3 2-3 			2-1 10 E 1B 		1-1 10 CS HBP 		3 0 1 0 0 1 1												
<b>10 Miguel Tejada, R</b> OBP: 0.369, SLG: 0.625 (1, 6)	1-1 		2-2 F7 			0-1 E5 1-2 		2-2 1-2 2B 		4 0 2 0 0 0 2												
<b>Sammy Sosa, R</b> OBP: 0.320, SLG: 0.440 (1, 9)	2-1 G4-3 			3-2 F7 		3-2 SAFE K 		0-1 F8 		4 0 0 0 0 1 4												
<b>Rafael Palmeiro, L</b> OBP: 0.341, SLG: 0.432 (1, 3)		2-1 L7 		3-2 HR 		1-2 F7 		1-3 K 		4 1 1 1 0 1 3												
<b>31 Jay Gibbons, L</b> OBP: 0.313, SLG: 0.523 (1, 10)		1-0 P6 		0-2 G4-3 		1-0 F8 			2-1 G4-3 	4 0 0 0 0 0 2												
<b>Chris Gomez, R</b> OBP: 0.396, SLG: 0.382 (1, 5)		1-1 F9 		1-0 G6-3 			2-1 G6-3 		0-0 G3 	4 0 0 0 0 0 0												
<b>Larry Bigbie, L</b> OBP: 0.333, SLG: 0.364 (1, 7)			0-1 G4-3 1 2B 1B 		1-1 F7 		2-3 K 		0-1 F8 	4 1 1 0 0 1 0												
<b>Geronimo Gil, R</b> OBP: 0.225, SLG: 0.372 (1, 2)			0-1 SAFE G4-3 SAFE 1-2 		0-1 G5-3 		1-0 1B 			3 0 1 0 0 0 1												
<b>Inning Stats</b>	R: 0 E: 0 K: 2 S: 10	H: 1 LOB: 1 BB: 0 P: 15	R: 0 E: 0 K: 0 S: 5	H: 0 LOB: 0 BB: 0 P: 9	R: 1 E: 0 K: 0 S: 10	H: 2 LOB: 1 BB: 0 P: 14	R: 1 E: 0 K: 0 S: 11	H: 1 LOB: 0 BB: 0 P: 18	R: 0 E: 0 K: 0 S: 5	H: 0 LOB: 0 BB: 0 P: 6	R: 0 E: 1 K: 1 S: 12	H: 1 LOB: 2 BB: 0 P: 19	R: 0 E: 0 K: 2 S: 9	H: 1 LOB: 1 BB: 0 P: 15	R: 0 E: 0 K: 1 S: 9	H: 1 LOB: 1 BB: 0 P: 13	R: 0 E: 0 K: 0 S: 5	H: 0 LOB: 0 BB: 0 P: 7	1B: 3 2B: 3 3B: 0 HR: 1	SF: 0 SAC: 0 DP: 0 HBP: 1	WP: 0 PB: 0 SB: 0 CS: 1	PA: 35
<b>PITCHER</b>	IP	WLS	BF	H	R	ER	SO	BB	IBB	HBP	BLK	WP	HR	S	P	ERA	WHIP					
<b>Pete Walker, R</b> ERA: 1.51 (1, 1)	5.1	W	22	5	2	2	3	0	0	0	0	0	1	49	75	3.38	0.938					
<b>54 Jason Frasor, R</b> ERA: 2.9 (6, 1)	1.1	H	5	1	0	0	1	0	0	0	0	0	0	10	17	0.00	0.750					
<b>Scott Schoeneweis, L</b> ERA: 5.82 (7, 1)	0.1	H	1	0	0	0	1	0	0	0	0	0	0	3	4	0.00	0.000					
<b>Justin Speier, R</b> ERA: 3.2 (8, 1)	0.1	H	2	1	0	0	0	0	0	1	0	0	0	4	7	0.00	3.000					
<b>Miguel Batista, R</b> ERA: 2.59 (8, 1)	1.2	S	5	0	0	0	1	0	0	0	0	0	0	10	13	0.00	0.000					

**Baltimore Orioles @ Toronto Blue Jays**  
**Rogers Centre, Toronto, ON**  
 Wed Jun 22 2005, 7:07 PM EDT  
 Att. 20,617 - Clear - 73 F

[livebaseballscorecards.com](http://livebaseballscorecards.com)

<b>AB</b>	<b>34</b>
<b>R</b>	<b>2</b>
<b>H</b>	<b>7</b>
<b>RBI</b>	<b>2</b>
<b>BB</b>	<b>0</b>
<b>SO</b>	<b>6</b>
<b>LOB</b>	<b>14</b>





Batter	1	2	3	4	5	6	7	8	9
8 Russ Adams, L (1, 6) OBP: 0.296, SLG: 0.429	4-2 FC5-4 BB		1-0 F9		4-0 FC6-4 BLK 1B BB	1-2 G3			
Frank Catalanotto, L (1, 7) OBP: 0.356, SLG: 0.411 3 Reed Johnson, R (8, 7) OBP: 0.339, SLG: 0.444	2-1 P4		0-1 1B		1-2 FC6-4 1B	1-1 G6-3			
10 Vernon Wells, R (1, 8) OBP: 0.296, SLG: 0.458	2-3 K		0-0 G4-3		2-3 K	0-1 CS 2B			
Shea Hillenbrand, R (1, 5) OBP: 0.361, SLG: 0.449	1-1 FC5-4			3-3 K	0-2 FC6-4 BLK 2 BB	1-1 G5-3			
2 Aaron Hill, R (1, 10) OBP: 0.442, SLG: 0.533		0-3 K		3-2 1B HBP	4-2 BLK BB	0-1 F7			
Eric Hinske, L (1, 3) OBP: 0.327, SLG: 0.396		1-2 G6-3		2-1 SAFE 1-2 1B	1-3 K	3-3 K			
9 Gregg Zaun, S (1, 2) OBP: 0.343, SLG: 0.403		2-1 G4-3		1-3 K		0-0 G6-3			
Gabe Gross, L (1, 9) OBP: 0.250, SLG: 0.278			1-1 G6-3 3B	1-3 K2-3		3-2 1B			
Orlando Hudson, S (1, 4) OBP: 0.293, SLG: 0.355			2-1 G6-3		0-0 1B FC6-4 2B	1-3 K			

Inning Stats	R: 0	H: 0	E: 0	K: 1	S: 12	LOB: 1	BB: 1	P: 21
	R: 0	H: 0	E: 0	K: 1	S: 8 <td>LOB: 0</td> <td>BB: 0</td> <td>P: 11 </td>	LOB: 0	BB: 0	P: 11
	R: 1	H: 2	E: 0	K: 0	S: 8 <td>LOB: 1</td> <td>BB: 0</td> <td>P: 12 </td>	LOB: 1	BB: 0	P: 12
	R: 0	H: 1	E: 0	K: 3	S: 17 <td>LOB: 2</td> <td>BB: 0</td> <td>P: 27 </td>	LOB: 2	BB: 0	P: 27
	R: 2	H: 2	E: 0	K: 2	S: 17 <td>LOB: 2</td> <td>BB: 2</td> <td>P: 29 </td>	LOB: 2	BB: 2	P: 29
	R: 0	H: 1	E: 0	K: 1	S: 12 <td>LOB: 1</td> <td>BB: 0</td> <td>P: 17 </td>	LOB: 1	BB: 0	P: 17
	R: 0	H: 1	E: 0	K: 0	S: 6 <td>LOB: 0</td> <td>BB: 0</td> <td>P: 8 </td>	LOB: 0	BB: 0	P: 8
	R: 0	H: 0	E: 0	K: 1	S: 7 <td>LOB: 0</td> <td>BB: 0</td> <td>P: 10 </td>	LOB: 0	BB: 0	P: 10

PITCHER	IP	WLS	BF	H	R	ER	SO	BB	IBB	HBP	BLK	WP	HR	S	P	ERA	WHIP
40 Daniel Cabrera, R (1, 1) ERA: 5.54	5.0	L	24	5	3	3	7	3	0	0	1	0	0	62	100	5.40	1.600
Todd Williams, R (6, 1) ERA: 3.62	2.0		7	2	0	0	1	0	0	0	0	0	0	18	25	0.00	1.000
Steve Kline, L (8, 1) ERA: 5.13	1.0		3	0	0	0	1	0	0	0	0	0	0	7	10	0.00	0.000

AB R H RBI BB SO LOB

2	1	0	0	2	0	1
4	0	2	0	0	0	1
0	0	0	0	0	0	0
4	0	1	0	0	2	5
4	0	0	1	0	1	4
2	0	0	0	1	1	0
4	0	1	0	0	2	2
4	0	0	0	0	1	2
3	1	2	0	0	1	2
3	1	1	1	0	1	1

1B: 4	SF: 0	WP: 0	PA: 34
2B: 2	SAC: 0	PB: 0	
3B: 1	DP: 0	SB: 0	
HR: 0	HBP: 1	CS: 1	
AB	30		
R	3		
H	7		
RBI	2		
BB	3		
SO	9		
LOB	18		



Baltimore Orioles @ Toronto Blue Jays  
Rogers Centre, Toronto, ON  
Wed Jun 22 2005, 7:07 PM EDT  
Att. 20,617 - Clear - 73 F

livebaseballscorecards.com

Batter	1	2	3	4	5	6	7	8	9	AB R H RBI BB SO LOB	TOP
1 Brian Roberts, S OBP: 0.431, SLG: 0.589 (1, 4)	1-2 G4-3 10 G5-3 1B		1-2 G4-3 1B		0-2 G4-3			1-0 G4-3		4 1 2 0 0 0 1	
Chris Gomez, R OBP: 0.381, SLG: 0.366 (1, 5)	1-2 G4-3		0-1 F8			1-1 G6-3		1-3 K		4 0 0 0 0 1 4	
10 Miguel Tejada, R OBP: 0.367, SLG: 0.620 (1, 6)	0-0 G5-3		0-3 K			0-1 G5-3		0-1 2-H 1B		4 0 1 2 0 1 2	
Rafael Palmeiro, L OBP: 0.340, SLG: 0.429 (1, 3)	0-1 G4-3			1-0 1B		1-1 P5		1-3 K		4 0 1 0 0 1 1	
Sammy Sosa, R OBP: 0.315, SLG: 0.431 (1, 9)		2-3 K		2-3 K		0-1 P3		1-3 K		4 0 0 0 0 3 1	
31 Jay Gibbons, L OBP: 0.312, SLG: 0.518 (1, 10)		1-1 G6-3		0-1 F9		0-1 FC4-6 1B		0-1 G2-3		4 0 1 0 0 0 1	
Larry Bigbie, L OBP: 0.324, SLG: 0.353 (1, 7)		1-1 G4-3		1-3 K		0-3 K		1-0 G4-3		4 0 0 0 0 2 2	
David Newhan, L OBP: 0.244, SLG: 0.315 (1, 8)			2-1 1B 1B 1B		0-3 K		2-1 FC4-6 1-2f 1B			3 0 1 0 0 1 1	
Sal Fasano, R OBP: 0.333, SLG: 0.540 (1, 2)			3-2 1B 1B		0-2 F9			1-1 1 10 1B HBP		2 1 1 0 0 0 0	
<b>Inning Stats</b>	R: 1 H: 1 E: 0 LOB: 0 K: 0 BB: 0 S: 9 P: 11	R: 0 H: 0 E: 0 LOB: 0 K: 1 BB: 0 S: 7 P: 11	R: 0 H: 3 E: 0 LOB: 2 K: 1 BB: 0 S: 15 P: 20	R: 0 H: 1 E: 0 LOB: 1 K: 2 BB: 0 S: 10 P: 14	R: 0 H: 0 E: 0 LOB: 0 K: 1 BB: 0 S: 9 P: 9	R: 0 H: 0 E: 0 LOB: 0 K: 0 BB: 0 S: 6 P: 8	R: 0 H: 1 E: 0 LOB: 1 K: 1 BB: 0 S: 9 P: 11	R: 1 H: 1 E: 0 LOB: 1 K: 2 BB: 0 S: 10 P: 14	R: 0 H: 0 E: 0 LOB: 0 K: 1 BB: 0 S: 6 P: 8	1B: 7 SF: 0 2B: 0 SAC: 0 3B: 0 DP: 0 HR: 0 HBP: 1	WP: 0 PA: 34 PB: 0 SB: 1 CS: 0
<b>PITCHER</b> 32 Roy Halladay, R ERA: 2.51 Vinnie Chulk, R ERA: 3.6	IP WLS BF H R ER SO BB IBB HBP BLK WP HR S P ERA WHIP										
	(1, 1) 8.0 W 31 7 2 2 8 0 0 1 0 0 0 0 75 98 2.25 0.875										
	(9, 1) 1.0 3 0 0 0 1 0 0 0 0 0 0 0 6 8 0.00 0.000										

Baltimore Orioles @ Toronto Blue Jays  
Rogers Centre, Toronto, ON  
Thu Jun 23 2005, 7:07 PM EDT  
Att. 22,390 - Clear - 79 F

livebaseballscorecards.com

AB	33
R	2
H	7
RBI	2
BB	0
SO	9
LOB	13



Batter	1	2	3	4	5	6	7	8	9	AB	R	H	RBI	BB	SO	LOB
8 Russ Adams, L OBP: 0.293, SLG: 0.424 (1, 6)	3-1 G3-1	1-2 L1-3				1-1 1B WP 1B		0-2 SF9	1 SAFE 2-0 L3	4	0	1	1	0	0	4
Frank Catalanotto, L OBP: 0.364, SLG: 0.416 3 Reed Johnson, R OBP: 0.337, SLG: 0.442 (1, 7) (8, 7)	0-1 F9		4-1 HBP BB		1 SAFE 2-2 1B	0-0 1B		0-3 K		3	0	2	0	1	0	0
10 Vernon Wells, R OBP: 0.295, SLG: 0.455 (1, 8)	1-0 FC5-4 1B		2-3 K		1-0 P4	2-2 F8				4	0	1	0	0	1	4
Shea Hillenbrand, R OBP: 0.363, SLG: 0.451 (1, 3)	2-2 FC5-4		1-1 HBP 2 G4-6-3		1-2 F9		1-2 G4-3 2B			3	0	1	0	0	0	3
2 Aaron Hill, R OBP: 0.444, SLG: 0.532 (1, 5)		0-0 9 1B 1B	1-1 G4-6-3			0-0 15 1B 1B		0-1 G5-3		4	2	2	0	0	0	3
Eric Hinske, L OBP: 0.333, SLG: 0.404 (1, 10)		2-2 15 FC4-6 9 1B 1B		3-1 9 L3-6 2B		4-0 15 1B 2B BB		0-0 G4-3		3	2	2	0	1	0	1
9 Gregg Zaun, S OBP: 0.341, SLG: 0.400 (1, 2)		1-0 15 FC4-6 1B		0-0 L3-6		0-1 L4		2-1 F8		4	0	1	1	0	0	4
15 Alex Rios, R OBP: 0.323, SLG: 0.444 (1, 9)		1-1 FC4-6 1B		1-2 L3		0-0 2B 1B		0-0 E S 1B		4	1	2	1	0	0	2
Orlando Hudson, S OBP: 0.300, SLG: 0.363 (1, 4)		1-0 8 L1-3 1B			2-0 G1-3	0-0 8 SF9 2B		4-0 8 L3 BB		3	1	2	3	1	0	0

Inning Stats	R: 0	H: 1	E: 0	K: 0	S: 9	R: 2	H: 4	E: 0	K: 0	S: 12	R: 0	H: 0	E: 0	K: 1	S: 9	R: 0	H: 1	E: 0	K: 0	S: 6	R: 0	H: 2	E: 0	K: 0	S: 13	R: 4	H: 4	E: 0	K: 0	S: 12	R: 0	H: 1	E: 0	K: 0	S: 8	R: 0	H: 1	E: 0	K: 1	S: 5	
	LOB: 1	BB: 0	LOB: 1	BB: 0	LOB: 1	BB: 1	LOB: 0	BB: 1	LOB: 2	BB: 0	LOB: 1	BB: 1	LOB: 2	BB: 1	LOB: 1	BB: 0	LOB: 1	BB: 1	LOB: 1	BB: 0	LOB: 2	BB: 0	LOB: 1	BB: 1	LOB: 1	BB: 0	LOB: 1	BB: 1	LOB: 1	BB: 1	LOB: 1	BB: 1	LOB: 1	BB: 1	LOB: 1	BB: 1	LOB: 1	BB: 1	LOB: 1	BB: 1	LOB: 1


PITCHER	IP	WLS	BF	H	R	ER	SO	BB	IBB	HBP	BLK	WP	HR	S	P	ERA	WHIP
Sidney Ponson, R ERA: 5.42 (1, 1)	5.1	L	27	11	6	6	1	2	0	1	0	1	0	54	89	10.12	2.438
37 Chris Ray, R ERA: 1.8 (6, 1)	0.2		3	1	0	0	0	0	0	0	0	0	0	7	9	0.00	1.500
Steve Reed, R ERA: 6.33 (7, 1)	1.0		4	1	0	0	0	0	0	0	0	0	0	8	11	0.00	1.000
James Baldwin, R ERA: 0.96 (8, 1)	1.0		4	1	0	0	1	1	0	0	0	0	0	5	11	0.00	2.000

**BOTTOM**

**Baltimore Orioles @ Toronto Blue Jays**  
Rogers Centre, Toronto, ON

Thu Jun 23 2005, 7:07 PM EDT  
Att. 22,390 - Clear - 79 F

AB 33  
R 6  
H 14  
RBI 6  
BB 3  
SO 2  
LOB 22



1B: 11 SF: 1  
2B: 6 SAC: 0  
3B: 0 DP: 4  
HR: 0 HBP: 1

WP: 1 PA: 38  
PB: 0  
SB: 1  
CS: 0

livebaseballscores.com

Batter	1	2	3	4	5	6	7	8	9	AB R H RBI BB SO LOB	TOP	
8 Russ Adams, L (1, 6) OBP: 0.297, SLG: 0.426	1-3 		3-1 			2-2 	2-0 			4 0 2 0 0 1 2		
Frank Catalanotto, L (1, 7) OBP: 0.361, SLG: 0.409	3-2 		1-2 			4-1 		0-0 		3 0 0 0 1 0 2		
2 Aaron Hill, R (1, 5) OBP: 0.430, SLG: 0.513	1-2 		1-0 			1-1 		1-3 		4 0 0 0 0 1 4		
10 Vernon Wells, R (1, 8) OBP: 0.301, SLG: 0.459		1-1 		0-0 		1-3 		1-0 		4 0 3 0 0 1 2		
Eric Hinske, L (1, 3) OBP: 0.332, SLG: 0.398	1-3 		0-1 			2-0 		4-0 		3 0 0 0 1 1 4		
9 Gregg Zaun, S (1, 2) OBP: 0.340, SLG: 0.397	1-2 		0-1 			3-2 		2-1 		4 0 1 0 0 0 3		
Orlando Hudson, S (1, 4) OBP: 0.299, SLG: 0.359	2-1 		3-2 			4-2 		0-2 		3 0 0 0 1 0 2		
Gabe Gross, L (1, 9) OBP: 0.292, SLG: 0.318	0-2 		3-3 			2-2 		1-3 		4 0 2 0 0 2 0		
Josh Towers, R (1, 1) Shea Hillenbrand, R (7, PH) Justin Speier, R (7, 1) 15 Alex Rios, R (9, PH) OBP: 0.322, SLG: 0.442	0-3 		0-2 			1-3 		2-2 		2 0 0 0 0 1 1 1 0 0 0 0 1 2 0 0 0 0 0 0 0 1 0 0 0 0 0 0		
<b>Inning Stats</b>	R: 0 H: 0 E: 0 LOB: 0 K: 1 BB: 0 S: 10 P: 15	R: 0 H: 2 E: 0 LOB: 1 K: 1 BB: 0 S: 10 P: 15	R: 0 H: 2 E: 0 LOB: 2 K: 1 BB: 0 S: 15 P: 20	R: 0 H: 1 E: 0 LOB: 0 K: 0 BB: 0 S: 5 P: 5	R: 0 H: 0 E: 0 LOB: 0 K: 1 BB: 0 S: 12 P: 18	R: 0 H: 1 E: 0 LOB: 2 K: 1 BB: 1 S: 10 P: 20	R: 0 H: 1 E: 0 LOB: 2 K: 1 BB: 1 S: 17 P: 29	R: 0 H: 1 E: 0 LOB: 2 K: 1 BB: 1 S: 7 P: 15	R: 0 H: 0 E: 0 LOB: 0 K: 1 BB: 0 S: 10 P: 13	1B: 8 SF: 0 2B: 0 SAC: 0 3B: 0 DP: 2 HR: 0 HBP: 0	WP: 1 PA: 36 PB: 0 SB: 0 CS: 0	
<b>PITCHER</b>	IP WLS BF H R ER SO BB IBB HBP BLK WP HR S P ERA WHIP											
Esteban Loaiza, R (1, 1) ERA: 3.63	6.0 W 23 6 0 0 5 1 0 0 0 1 0 62 93 0.00 1.167											
Gary Majewski, R (7, 1) ERA: 3.41	0.1 H 3 1 0 0 0 1 0 0 0 0 0 0 13 22 0.00 6.000											
Luis Ayala, R (7, 1) ERA: 2.62	1.2 H 7 1 0 0 2 1 0 0 0 0 0 0 11 22 0.00 1.200											
32 Chad Cordero, R (9, 1) ERA: 0.97	1.0 S 3 0 0 0 1 0 0 0 0 0 0 0 10 13 0.00 0.000											

Toronto Blue Jays @ Washington Nationals  
 Robert F. Kennedy Memorial Stadium, Washington, DC  
 Fri Jun 24 2005, 7:05 PM EDT  
 Att. 36,689 - Clear - 89 F

livebaseballscorecards.com

AB	33
R	0
H	8
RBI	0
BB	3
SO	8
LOB	22



Batter	1	2	3	4	5	6	7	8	9
<b>Brad Wilkerson, L</b> (1, 8) OBP: 0.375, SLG: 0.459	0-1 G4-3	3-2 G4-3			1-3 K		1-2 HR		
<b>Marlon Byrd, R</b> (1, 7) OBP: 0.348, SLG: 0.337	2-1 F7		0-0 G1-3		2-2 L4		0-3 K		
<b>Jose Guillen, R</b> (1, 9) OBP: 0.342, SLG: 0.534	1-0 2B		2-1 F8		2-0 24 1B 1B		1-1 F7		
<b>24 Nick Johnson, L</b> (1, 3) OBP: 0.443, SLG: 0.508	0-3 K		1-1 G4-3		1-1 SAFE 1B		2-2 P4		
<b>Vinny Castilla, R</b> (1, 5) OBP: 0.321, SLG: 0.395		0-1 15 F8 2B 1B		2-3 K	0-0 P4		1-3 K		
<b>Junior Spivey, R</b> (1, 4) OBP: 0.324, SLG: 0.377		1-2 SAFE 2B 1B		2-1 G3-1	0-1 G3 1B		2-2 G5-3		
<b>Brian Schneider, L</b> (1, 2) OBP: 0.330, SLG: 0.405		0-1 L4		2-2 2B	1-1 SAFE SAFE G3		1-1 F7		
<b>15 Cristian Guzman, S</b> (1, 6) OBP: 0.237, SLG: 0.290		0-1 F8		4-0 IBB	0-1 F7				
<b>Esteban Loaiza, R</b> (1, 1) OBP: 0.233, SLG: 0.300		0-0 2B		1-3 K	3-3 K				
<b>Carlos Baerga, S</b> (6, PH) OBP: 0.339, SLG: 0.321									
<b>Gary Majewski, R</b> (7, 1)									
<b>Luis Ayala, R</b> (7, 1)									
<b>32 Chad Cordero, R</b> (9, 1)		1-H 3-H 2B							

AB	R	H	RBI	BB	SO	LOB
4	1	1	1	0	1	1
4	0	0	0	0	1	0
4	0	2	0	0	0	0
4	0	1	0	0	1	1
4	1	1	0	0	2	2
4	1	2	0	0	0	0
4	0	1	0	0	0	3
2	0	0	0	1	0	3
2	0	1	2	0	1	2
1	0	0	0	0	1	1
0	0	0	0	0	0	0
0	0	0	0	0	0	0
0	0	0	0	0	0	0

**Toronto Blue Jays @ Washington Nationals**  
**Robert F. Kennedy Memorial Stadium, Washington, DC**

Fri Jun 24 2005, 7:05 PM EDT  
 Att. 36,689 - Clear - 89 F

livebaseballscorecards.com

<b>AB</b>	<b>33</b>
<b>R</b>	<b>3</b>
<b>H</b>	<b>9</b>
<b>RBI</b>	<b>3</b>
<b>BB</b>	<b>1</b>
<b>SO</b>	<b>7</b>
<b>LOB</b>	<b>13</b>



Inning Stats	R	H	E	K	S	IP	WLS	BF	H	R	ER	SO	BB	IBB	HBP	BLK	WP	HR	S	P	ERA	WHIP
<b>Josh Towers, R</b> (1, 1) ERA: 4.47	0	1	0	1	8	6.0	L	27	8	2	2	5	0	1	0	0	0	0	63	93	3.00	1.333
<b>Justin Speier, R</b> (7, 1) ERA: 3.29	0	0	0	0	1	2.0		7	1	1	1	2	0	0	0	0	0	1	23	31	4.50	0.500

WP	PA	ERA	WHIP
0	34		

# Toronto Blue Jays @ Washington Nationals

Robert F. Kennedy Memorial Stadium, Washington, DC

Sat Jun 25 2005, 7:05 PM EDT  
Att. 39,881 - Clear - 89 F

AB	33
R	2
H	7
RBI	2
BB	3
SO	5
LOB	18



AB R H RBI BB SO LOB

5	0	1	0	0	0	0
4	0	1	0	0	1	1
4	0	1	0	0	1	2
3	1	1	0	0	0	1
4	1	1	0	0	1	2
2	0	2	1	2	0	0
3	0	0	1	1	1	5
0	0	0	0	0	0	0
4	0	0	0	0	0	7
1	0	0	0	0	0	0
1	0	0	0	0	0	0
1	0	0	0	0	0	1
0	0	0	0	0	0	0
1	0	0	0	0	0	0

Batter	1	2	3	4	5	6	7	8	9
8 Russ Adams, L (1, 6) OBP: 0.295, SLG: 0.420	0-1 L1		1-2 G3-1		1-2 1B		0-2 G5-3		3-1 G4-3
Frank Catalanotto, L (1, 7) OBP: 0.362, SLG: 0.405	2-0 10 WP HBP		1-2 G1-3		1-1 F7		0-0 1B		0-3 K
10 Vernon Wells, R (1, 8) OBP: 0.301, SLG: 0.456	1-3 K			1-0 1B 15 FC1-2 1B	2-1 L4			0-0 G1-3	
Shea Hillenbrand, R (1, 5) OBP: 0.364, SLG: 0.448	2-0 P4			2-0 15 FC1-2 9 1B 1B		0-0 P6		2-2 9 1B HBP 1B	
Eric Hinske, L (1, 3) OBP: 0.331, SLG: 0.396		2-2 F8		1-2 F7		3-3 K		0-0 9 1B 15 FC6-4 1B	
9 Gregg Zaun, S (1, 2) OBP: 0.352, SLG: 0.403		4-2 BB		2-1 15 FC1-2 1B		4-2 15 BB BB		3-2 15 FC6-4 1B	
15 Alex Rios, R (1, 9) Scott Schoeneweis, L (8, 1)		2-3 K		0-0 FC1-2 FC4-6		4-1 BB BB		1-2 FC6-4	
Orlando Hudson, S (1, 4) OBP: 0.295, SLG: 0.353		0-1 G1-3		0-1 FC4-6		0-0 F8		1-2 F9	
Ted Lilly, L (1, 1) 3 Reed Johnson, R (5, PH) 37 Scott Downs, L (5, 1) Frank Menechino, R (7, PH) 54 Jason Frasor, R (7, 1) Gabe Gross, L (8, 9)			0-0 F7		2-1 G6-3		2-3 K		1-2 F9

Inning Stats	R: 0 H: 0 E: 0 K: 1 S: 6	H: 0 LOB: 1 BB: 0 P: 11	R: 0 H: 0 E: 0 K: 1 S: 12	H: 0 LOB: 1 BB: 1 P: 20	R: 0 H: 0 E: 0 K: 0 S: 7	H: 0 LOB: 0 BB: 0 P: 9	R: 0 H: 3 E: 0 K: 0 S: 10	H: 3 LOB: 3 BB: 0 P: 16	R: 0 H: 1 E: 0 K: 0 S: 9	H: 1 LOB: 1 BB: 0 P: 15	R: 0 H: 0 E: 0 K: 1 S: 14	H: 0 LOB: 2 BB: 2 P: 25	R: 0 H: 1 E: 0 K: 1 S: 7	H: 1 LOB: 1 BB: 0 P: 9	R: 2 H: 2 E: 0 K: 0 S: 14	H: 2 LOB: 1 BB: 0 P: 21	R: 0 H: 0 E: 0 K: 1 S: 8	H: 0 LOB: 0 BB: 0 P: 12	1B: 7 SF: 0 2B: 0 SAC: 0 3B: 0 DP: 0 HR: 0 HBP: 2	WP: 1 PA: 38 PB: 0 SB: 0 CS: 0
--------------	--------------------------	-------------------------	---------------------------	-------------------------	--------------------------	------------------------	---------------------------	-------------------------	--------------------------	-------------------------	---------------------------	-------------------------	--------------------------	------------------------	---------------------------	-------------------------	--------------------------	-------------------------	---	--------------------------------

PITCHER	IP	WLS	BF	H	R	ER	SO	BB	IBB	HBP	BLK	WP	HR	S	P	ERA	WHIP
Livan Hernandez, R (1, 1) ERA: 3.32	7.1	W	33	7	2	2	4	3	0	2	0	1	0	72	117	2.46	1.364
Luis Ayala, R (8, 1) ERA: 2.6	0.1	H	1	0	0	0	0	0	0	0	0	0	0	3	4	0.00	0.000
32 Chad Cordero, R (8, 1) ERA: 0.94	1.1	S	4	0	0	0	1	0	0	0	0	0	0	12	17	0.00	0.000

Batter	1	2	3	4	5	6	7	8	9
Brad Wilkerson, L (1, 8) OBP: 0.373, SLG: 0.453	4-2 2B 24 1B BB	1-2 G4-3		1-0 G6-3			0-1 G6-3		
Junior Spivey, R (1, 4) OBP: 0.327, SLG: 0.381	1-2 24 1B 1-3 2B		4-1 24 FC4-6 BB G4-3 BB		0-0 L6		1-2 K		
Jose Guillen, R (1, 9) OBP: 0.341, SLG: 0.528	0-0 P3		4-1 SAFE 24 FC4-6 BB 1-2		1-2 F7		3-2 L9		
24 Nick Johnson, L (1, 3) OBP: 0.443, SLG: 0.512	2-0 1B		0-2 FC4-6 G4-3 1B 1-2f 2-3		1-0 G5-3		1-1 1B E 2B		
Marlon Byrd, R (1, 7) OBP: 0.353, SLG: 0.343	1 SAFE 3-2 3-H 1-3 1B		1-0 G4-3 1-2 3-H		0-3 K		0-0 S 1B		
Vinny Castilla, R (1, 5) OBP: 0.320, SLG: 0.393	0-0 P4		1-2 2-H 1B		0-2 P4		2-2 SAFE SAFE F9		
Brian Schneider, L (1, 2) OBP: 0.329, SLG: 0.399	2-2 SAFE SAFE SAFE FC5-4 1-2f		0-3 K		4-1 15 FC5-4 BB		2-1 SAFE SAFE G3-1		
15 Cristian Guzman, S (1, 6) OBP: 0.234, SLG: 0.287		0-3 K		2-2 P3		1 SAFE SAFE FC5-4			
Livan Hernandez, R (1, 1) OBP: 0.205, SLG: 0.289		1-1 G6-3		1-1 G4-3			2-2 G4-3		
Luis Ayala, R (8, 1)									
32 Chad Cordero, R (8, 1)									

Inning Stats	R: 2	H: 3	E: 0	LOB: 2	K: 0	P: 30	R: 0	H: 0	E: 0	LOB: 0	K: 1	P: 9	R: 2	H: 1	E: 0	LOB: 1	K: 1	P: 24	R: 0	H: 0	E: 0	LOB: 0	K: 0	P: 11	R: 0	H: 0	E: 0	LOB: 0	K: 0	P: 7	R: 0	H: 0	E: 0	LOB: 1	K: 1	P: 14	R: 0	H: 0	E: 0	LOB: 0	K: 1	P: 11	R: 1	H: 2	E: 0	LOB: 1	K: 0	P: 20
	S: 18	BB: 1		BB: 30			S: 9	BB: 0					S: 14	BB: 2					S: 7	BB: 0					S: 5	BB: 0						S: 10	BB: 1						S: 8	BB: 0								

PITCHER	IP	WLS	BF	H	R	ER	SO	BB	IBB	HBP	BLK	WP	HR	S	P	ERA	WHIP
Ted Lilly, L (1, 1) ERA: 6.24	4.0	L	19	4	4	4	2	3	0	0	0	0	0	48	76	9.00	1.750
37 Scott Downs, L (5, 1) ERA: 4.66	2.0		7	0	0	0	1	1	0	0	0	0	0	15	21	0.00	0.500
54 Jason Frasor, R (7, 1) ERA: 2.76	1.2		7	2	1	0	1	0	0	0	0	0	0	18	27	0.00	1.200
Scott Schoeneweis, L (8, 1) ERA: 5.73	0.1		1	0	0	0	0	0	0	0	0	0	0	2	4	0.00	0.000

**BOTTOM**

**Toronto Blue Jays @ Washington Nationals**  
 Robert F. Kennedy Memorial Stadium, Washington, DC

Sat Jun 25 2005, 7:05 PM EDT  
 Att. 39,881 - Clear - 89 F

AB	R	H	RBI	BB	SO	LOB
3	1	0	0	1	0	0
3	2	1	0	1	1	0
3	0	0	0	1	0	2
4	2	2	1	0	0	2
4	0	2	2	0	1	1
4	0	1	1	0	0	3
3	0	0	0	1	1	4
3	0	0	0	0	1	1
3	0	0	0	0	0	0
0	0	0	0	0	0	0
0	0	0	0	0	0	0

AB	30
R	5
H	6
RBI	4
BB	4
SO	4
LOB	13

livebaseballscores.com

WP	0	PA	34
PB	0		
SB	2		
CS	0		



Batter	1	2	3	4	5	6	7	8	9	AB R H RBI BB SO LOB	TOP	
<b>3 Reed Johnson, R</b> (1, 9) <small>OBP: 0.342, SLG: 0.434</small> <b>Miguel Batista, R</b> (8, 1)	4-0  10 F9 HBP BB E		0-0 G4-3  G4-3		4-2 10 BB 1B  10 BB 1B 2B BB	4-2  2-3 BB		0-3  K		2 2 0 0 3 1 0 0 0 0 0 0 0 0	<b>Toronto Blue Jays @ Washington Nationals</b> <b>Robert F. Kennedy Memorial Stadium, Washington, DC</b> Sun Jun 26 2005, 1:05 PM EDT Att. 33,557 - Sunny - 90 F <a href="http://livebaseballscorecards.com">livebaseballscorecards.com</a>	
<b>Frank Catalanotto, L</b> (1, 7) <small>OBP: 0.365, SLG: 0.404</small> <b>Vinnie Chulk, R</b> (6, 1) <b>Justin Speier, R</b> (7, 1) <b>15 Alex Rios, R</b> (8, 9) <small>OBP: 0.323, SLG: 0.443</small>	2-2  E HBP		1-0 G4-3  G4-3		0-0 10 BB  10 BB 2B 1B BB	0-1 F9  F9		0-0  10 1B 2B	3 1 1 0 0 0 2 0 0 0 0 0 0 0 0 0 0 0 0 0 0 1 1 1 0 0 0 0			
<b>10 Vernon Wells, R</b> (1, 8) <small>OBP: 0.302, SLG: 0.453</small>	0-1 F9  F9		2-3  K		4-0 2B WP  2B WP BB	0-1 G6-3  G6-3		1-1 2 F9 E  2 F9 E SF8 1B	4 2 1 1 1 1 2			
<b>Shea Hillenbrand, R</b> (1, 5) <small>OBP: 0.364, SLG: 0.449</small>	1-1 FC1  FC1			1-3  K	1-2 WP  WP 2B	1-2 G5-3  G5-3		4-2 9 1B  9 1B BB	4 0 1 2 1 1 1			
<b>2 Aaron Hill, R</b> (1, 6) <small>OBP: 0.421, SLG: 0.496</small>	0-3  K			2-1 F8  F8	1-0 WP  WP HBP	2-1 G6-3  G6-3		2-2 F9  F9	4 0 0 0 0 1 4			
<b>Eric Hinske, L</b> (1, 3) <small>OBP: 0.328, SLG: 0.397</small>	0-3  K			3-3  K	2-3  K		0-2  HR 2B	2-1 SF8  SF8	4 1 1 1 0 3 4			
<b>9 Gregg Zaun, S</b> (1, 2) <small>OBP: 0.353, SLG: 0.403</small>		1-2 P5  P5			3-2 G3-1  G3-1	1-1 FC3-6  FC3-6 1B		0-3  K	2-1  1-2 1B	5 0 2 0 0 1 1		
<b>Orlando Hudson, S</b> (1, 4) <small>OBP: 0.297, SLG: 0.377</small>		1-2 G4-3  G4-3			0-2  HR	1-0 FC3-6  FC3-6 3 PB 39 G1-3		0-1  2-H HR	0-1 F8  F8	5 2 2 3 0 0 3		
<b>39 Gustavo Chacin, L</b> (1, 1) <b>Gabe Gross, L</b> (6, 7) <small>OBP: 0.269, SLG: 0.292</small>		0-1 G4-3  G4-3			1-1 G6-3  G6-3	0-0 G1-3  G1-3		3-1 L9  L9		3 0 0 0 0 0 1 1 0 0 0 0 0 0		
<b>Inning Stats</b>	R: 1 H: 0 E: 1 LOB: 2 K: 2 BB: 1 S: 13 P: 20	R: 0 H: 0 E: 0 LOB: 0 K: 0 BB: 0 S: 9 P: 11	R: 0 H: 0 E: 0 LOB: 0 K: 1 BB: 0 S: 5 P: 8	R: 0 H: 0 E: 0 LOB: 0 K: 2 BB: 0 S: 9 P: 15	R: 4 H: 3 E: 0 LOB: 2 K: 1 BB: 2 S: 17 P: 33	R: 0 H: 1 E: 0 LOB: 2 K: 0 BB: 1 S: 9 P: 15	R: 0 H: 0 E: 0 LOB: 0 K: 0 BB: 0 S: 7 P: 10	R: 2 H: 2 E: 0 LOB: 0 K: 2 BB: 0 S: 14 P: 17	R: 2 H: 3 E: 1 LOB: 2 K: 0 BB: 1 S: 16 P: 27	1B: 4 SF: 1 2B: 3 SAC: 0 3B: 0 DP: 0 HR: 2 HBP: 2	WP: 1 PA: 44 PB: 1 SB: 0 CS: 0	
<b>PITCHER</b>	IP WLS BF H R ER SO BB IBB HBP BLK WP HR S P ERA WHIP <b>Tony Armas, R</b> (1, 1) ERA: 5.44 <b>Hector Carrasco, R</b> (5, 1) ERA: 2.08 <b>Travis Hughes, R</b> (7, 1) ERA: <b>Luis Ayala, R</b> (8, 1) ERA: 2.93 <b>Sun-Woo Kim, R</b> (9, 1) ERA: 3.71											IP WLS BF H R ER SO BB IBB HBP BLK WP HR S P ERA WHIP





Batter	1	2	3	4	5	6	7	8	9	AB R H RBI BB SO LOB
Brad Wilkerson, L (1, 8) OBP: 0.370, SLG: 0.447	4-2 BB 24 BB		2-1 G6-3	3-2 F7		2-3 SAFE K		2-3 K		4 0 0 0 1 2 4
Junior Spivey, R (1, 4) OBP: 0.328, SLG: 0.391	2-2 F8		2-2 HR		1-2 F8		4-1 24 S 2B BB	2-2 F8	4 2 1 1 1 0 1	
Jose Guillen, R (1, 9) OBP: 0.339, SLG: 0.525	0-1 F9		1-0 24 S 24 FC4 2B		1-1 G1-3		1-2 SAFE P4	2-2 G6-3	5 1 1 0 0 0 2	
24 Nick Johnson, L (1, 3) OBP: 0.444, SLG: 0.508	4-2 BB		3-2 FC4		1-3 K		4-0 2B BB	3-3 K	2 1 0 1 2 1 0	
Luis Ayala, R (8, 1)									0 0 0 0 0 0 0	
Sun-Woo Kim, R (9, 1)	1-2 BB								0 0 0 0 0 0 0	
Tony Blanco, R (9, PH) OBP: 0.295, SLG: 0.405									1 0 0 0 0 1 0	
Marlon Byrd, R (1, 7) OBP: 0.350, SLG: 0.349	1-2 F9		1-2 G5-4-3			1-2 FC6-4 2B	2-3 K		4 0 1 0 0 1 5	
Vinny Castilla, R (1, 5) OBP: 0.322, SLG: 0.398		0-2 F8		0-0 FC1-5 15 BB 1B		2-1 FC6-4 BB BB FC6-4	1-2 2B		4 1 2 2 0 0 1	
Gary Bennett, R (1, 2) OBP: 0.299, SLG: 0.354		0-1 1B		1-2 F8		4-1 FC6-4 BB BB	3-3 K		3 0 1 0 1 1 2	
15 Cristian Guzman, S (1, 6) OBP: 0.236, SLG: 0.286		0-0 F8		4-0 FC1-5 BB		4-0 FC6-4 BB	1-3 K	1 0 0 0 1 0 1		
Carlos Baerga, S (6, PH) OBP: 0.349, SLG: 0.321						1-2 2-3 BB		0 0 0 0 1 0 0		
Travis Hughes, R (7, 1)								0 0 0 0 0 0 0		
Wil Cordero, R (8, 3) OBP: 0.038, SLG: 0.038								1 0 0 0 0 1 0		
Tony Armas, R (1, 1) OBP: 0.067, SLG: 0.067		2-2 K		0-0 FC1-5		2-1 FC6-4	1-1 G4-3	2 0 0 0 0 1 3		
Hector Carrasco, R (5, 1)								0 0 0 0 0 0 0		
Jamey Carroll, R (6, PH) OBP: 0.319, SLG: 0.288				1-2 2-3f		1-2f 2-3 3-H		2 0 0 1 0 0 2		

Inning Stats	R: 0	H: 0	E: 0	K: 0	S: 16	R: 0	H: 1	E: 0	K: 1	S: 9	R: 2	H: 2	E: 0	K: 0	S: 20	R: 0	H: 1	E: 0	K: 1	S: 12	R: 0	H: 0	E: 0	K: 1	S: 8	R: 1	H: 1	E: 0	K: 2	S: 11	R: 2	H: 1	E: 0	K: 2	S: 15	R: 0	H: 0	E: 0	K: 2	S: 10	R: 0	H: 0	E: 0	K: 1	S: 9	1B: 2	2B: 3	3B: 0	HR: 1	SF: 0	SAC: 0	DP: 1	HBP: 0	WP: 0	PB: 0	SB: 2	CS: 0	PA: 40
--------------	------	------	------	------	-------	------	------	------	------	------	------	------	------	------	-------	------	------	------	------	-------	------	------	------	------	------	------	------	------	------	-------	------	------	------	------	-------	------	------	------	------	-------	------	------	------	------	------	-------	-------	-------	-------	-------	--------	-------	--------	-------	-------	-------	-------	--------

PITCHER	IP	WLS	BF	H	R	ER	SO	BB	IBB	HBP	BLK	WP	HR	S	P	ERA	WHIP
39 Gustavo Chacin, L ERA: 3.4	(1, 1)	5.1	24	5	3	3	2	3	0	0	0	0	1	70	104	5.06	1.500
Vinnie Chulk, R ERA: 4.0	(6, 1)	1.0	7	0	2	2	1	4	0	0	0	0	0	10	31	18.00	4.000
Justin Speier, R ERA: 3.21	(7, 1)	0.2	3	1	0	0	2	0	0	0	0	0	0	11	17	0.00	1.500
Miguel Batista, R ERA: 2.43	(8, 1)	2.0	6	0	0	0	3	0	0	0	0	0	0	19	30	0.00	0.000

**Toronto Blue Jays @ Washington Nationals**  
**Robert F. Kennedy Memorial Stadium, Washington, DC**

Sun Jun 26 2005, 1:05 PM EDT  
Att: 33,557 - Sunny - 90 F

AB	33
R	5
H	6
RBI	5
BB	7
SO	8
LOB	21



Batter	1	2	3	4	5	6	7	8	9	AB R H RBI BB SO LOB	TOP											
8 Russ Adams, L (1, 6) OBP: 0.288, SLG: 0.409	1-0 F7		0-2 P6		1-0 F9		2-3 K		1-0 G4-3	5 0 0 0 0 1 1	<p>Toronto Blue Jays @ Tampa Bay Devil Rays</p> <p>Tropicana Field, St. Petersburg, FL</p> <p>Mon Jun 27 2005, 7:15 PM EDT</p> <p>Att. 8,779 - Dome - 72 F</p> <p>livebaseballscorecards.com</p>											
Frank Catalanotto, L (1, 7) OBP: 0.361, SLG: 0.396	4-2 10 1B BB		3-1 L3		3-2 F8		1-0 F7		1-2 G1	4 0 0 0 1 0 1												
10 Vernon Wells, R (1, 8) OBP: 0.308, SLG: 0.455	0-0 1-2 1B			0-1 BB 1B 1B 1B	3-0 G5-3			4-1 2B 2 FC5-2-5 BB		3 1 2 0 1 0 0												
Shea Hillenbrand, R (1, 3) OBP: 0.366, SLG: 0.453	1-0 L6			1-0 BB 1-2 1B 1B		2-0 F7		1-1 1-3 15 1B 2B		4 2 2 0 0 0 2												
2 Aaron Hill, R (1, 5) OBP: 0.416, SLG: 0.488	3-3 K			1-1 L6		1-0 15 1B 1B		0-0 FC5-2-5 15 1B		4 0 1 0 0 1 6												
Eric Hinske, L (1, 10) OBP: 0.327, SLG: 0.393		2-2 G3-1		4-1 1B 1-2 2-3 BB		0-1 P5		1-3 K		3 0 0 0 1 1 3												
15 Alex Rios, R (1, 9) OBP: 0.330, SLG: 0.448		1-0 CS 1B		2-3 K		1-0 1-2 1B		2-0 1-2 2-H 1B		4 0 3 1 0 1 3												
Orlando Hudson, S (1, 4) OBP: 0.296, SLG: 0.375		2-2 SAFE F7		1-2 1-3 2-H 3-H 1B		0-0 F8		1-2 G4-3		4 0 1 2 0 0 5												
Ken Huckaby, R (1, 2) OBP: 0.200, SLG: 0.145			1-2 L3 1B		2-2 F7		0-1 F7		2-2 F8	3 0 1 0 0 0 2												
3 Reed Johnson, R (9, PH) OBP: 0.340, SLG: 0.432										1 0 0 0 0 0 0												
<b>Inning Stats</b>	R: 0 E: 0 K: 1 S: 8	H: 1 LOB: 2 BB: 1 P: 17	R: 0 E: 0 K: 0 S: 7	H: 1 LOB: 0 BB: 0 P: 12	R: 0 E: 0 K: 0 S: 14	H: 1 LOB: 0 BB: 0 P: 18	R: 2 E: 0 K: 1 S: 15	H: 3 LOB: 2 BB: 1 P: 26	R: 0 E: 0 K: 0 S: 7	H: 0 LOB: 0 BB: 0 P: 14	R: 0 E: 0 K: 1 S: 6	H: 2 LOB: 2 BB: 0 P: 10	R: 0 E: 0 K: 1 S: 6	H: 0 LOB: 0 BB: 0 P: 9	R: 1 E: 0 K: 1 S: 13	H: 2 LOB: 2 BB: 1 P: 22	R: 0 E: 0 K: 0 S: 7	H: 0 LOB: 0 BB: 0 P: 11	1B: 9 2B: 2 3B: 0 HR: 0	SF: 0 SAC: 0 DP: 1 HBP: 0	WP: 0 PB: 0 SB: 0 CS: 1	PA: 38
<b>PITCHER</b>	IP WLS BF H R ER SO BB IBB HBP BLK WP HR S P ERA WHIP																					
Hideo Nomo, R (1, 1) ERA: 6.29	7.0 W 29 8 2 2 3 2 0 0 0 0 0 0 63 106 2.57 1.429																					
Dewon Brazelton, R (8, 1) ERA: 6.7	0.2 H 4 1 1 1 1 1 0 0 0 0 0 0 8 14 13.50 3.000																					
Danys Baez, R (8, 1) ERA: 2.83	1.1 S 5 1 0 0 0 0 0 0 0 0 0 0 12 19 0.00 0.750																					

AB	35
R	3
H	10
RBI	3
BB	3
SO	4
LOB	23



Batter	1	2	3	4	5	6	7	8	9	AB R H RBI BB SO LOB	BOTTOM							
<b>13 Carl Crawford, L</b> OBP: 0.310, SLG: 0.416 (1, 7) BB BB BB BB	4-1 FC4-6 BB		4-1 HR BB		0-0 F8		1-3 K			2 1 0 0 2 1 0	<b>Toronto Blue Jays @ Tampa Bay Devil Rays</b> Tropicana Field, St. Petersburg, FL Mon Jun 27 2005, 7:15 PM EDT Att. 8,779 - Dome - 72 F  <b>AB 30</b> <b>R 4</b> <b>H 7</b> <b>RBI 4</b> <b>BB 5</b> <b>SO 2</b> <b>LOB 12</b>							
<b>Julio Lugo, R</b> OBP: 0.343, SLG: 0.368 (1, 6) C X	0-1 FC4-6 FC3-6 1-2f		4-0 HR BB		3-2 1B		1-1 G6-3			3 1 1 0 1 0 1								
<b>Aubrey Huff, L</b> OBP: 0.319, SLG: 0.362 (1, 10) B X	2-0 FC3-6 1-2f		1-1 HR		0-1 F8		4-0 BB			3 1 1 3 1 0 2								
<b>3 Jorge Cantu, R</b> OBP: 0.324, SLG: 0.506 (1, 5) C B X	1-1 G3-1		1-1 F8		2-1 1B		2-2 G4-3			4 0 1 0 0 0 2								
<b>Travis Lee, L</b> OBP: 0.344, SLG: 0.353 (1, 3) B X		1-0 31 G5-4-3 1B		0-1 G4-3		1-1 P6		0-2 F8		4 0 1 0 0 0 2								
<b>Damon Hollins, R</b> OBP: 0.329, SLG: 0.470 (1, 8) C B X		1-2 F8		1-1 G1-6-3		0-0 F9		1-3 K		4 0 0 0 0 1 1								
<b>31 Jonny Gomes, R</b> OBP: 0.425, SLG: 0.636 (1, 9) B X		1-0 G5-4-3 1-2f		2-1 HR		2-1 F8		4-2 BB		3 1 1 1 1 0 1								
<b>Toby Hall, R</b> OBP: 0.312, SLG: 0.384 (1, 2) B C X			1-1 G6-3		1-0 1B		0-1 2B		1 SAFE 1 SAFE 1 SAFE 1 F 1 X	4 0 2 0 0 0 1								
<b>Nick Green, R</b> OBP: 0.355, SLG: 0.398 (1, 4) C X			0-1 L6		1-1 P4		0-1 G5-3			3 0 0 0 0 0 2								
<b>Inning Stats</b>	R: 0 E: 1 K: 0 S: 6	H: 0 LOB: 1 BB: 1 P: 13	R: 0 E: 0 K: 0 S: 6	H: 1 LOB: 0 BB: 0 P: 9	R: 3 E: 0 K: 0 S: 9	H: 1 LOB: 0 BB: 2 P: 20	R: 1 E: 0 K: 0 S: 9	H: 2 LOB: 1 BB: 0 P: 14	R: 0 E: 0 K: 0 S: 11	H: 2 LOB: 2 BB: 0 P: 16	R: 0 E: 0 K: 1 S: 8	H: 0 LOB: 1 BB: 1 P: 16	R: 0 E: 0 K: 1 S: 13	H: 0 LOB: 1 BB: 1 P: 19	1B: 4 2B: 1 3B: 0 HR: 2	SF: 0 SAC: 0 DP: 1 HBP: 0	WP: 0 PB: 0 SB: 1 CS: 0	PA: 35
<b>PITCHER</b> <b>Pete Walker, R</b> ERA: 2.08 <b>Scott Schoeneweis, L</b> ERA: 5.4 <b>54 Jason Frasor, R</b> ERA: 2.7	IP (1, 1) (7, 1) (8, 1)	WLS L 5 3	BF 27 5 3	H 7 0 0	R 4 0 0	ER 4 0 0	SO 0 1 1	BB 3 0 0	IBB 0 0 0	HBP 0 0 0	BLK 0 0 0	WP 0 0 0	HR 2 0 0	S 48 12 9	P 81 20 15	ERA 6.00 0.00 0.00	WHIP 1.667 0.750 1.500	



Batter	1	2	3	4	5	6	7	8	9	10	11	AB R H RBI BB SO LOB	TOP
3 Reed Johnson, R OBP: 0.335, SLG: 0.423 (1, 7)	0-3 K		0-0 B1-3		0-1 F8		1-3 K			2-3 K	0-1 1B	6 0 1 1 0 3 2	
15 Alex Rios, R OBP: 0.326, SLG: 0.442 Frank Catalanotto, L OBP: 0.358, SLG: 0.392 Gabe Gross, L OBP: 0.289, SLG: 0.292 (1, 9)	2-3 K		3-2 K			2-1 G6-3	0-0 G4-3			2-1 F8		3 0 0 0 0 2 0 2 0 0 0 0 0 2 0 0 0 0 0 0 0	
10 Vernon Wells, R OBP: 0.313, SLG: 0.465 (1, 8)	1-2 2B		3-1 F8			1-2 G4-3 WP 2E 1B				0-3 K		5 1 3 0 0 1 0	
Shea Hillenbrand, R OBP: 0.360, SLG: 0.445 (1, 3)	1-0 F9			1-3 K		3-2 G4-3	1-3 G4-3			0-2 G5-3		5 0 0 0 0 1 3	
2 Aaron Hill, R OBP: 0.430, SLG: 0.496 (1, 5)		4-0 BB BB BB		3-1 PO 9 BB 1B		3-1 E9 3-H 1B				2-1 G3		4 1 3 1 1 0 0	
9 Gregg Zaun, S OBP: 0.355, SLG: 0.402 8 Russ Adams, L OBP: 0.288, SLG: 0.409 Ken Huckaby, R OBP: 0.200, SLG: 0.145 (1, 2)		2-1 P4		4-1 1 SAFE BB BB BB 1B		3-1 L1				1-1 SH 1B		3 0 1 0 1 0 2 0 0 0 0 0 0 0 0 0 0 0 0 0 0	
Frank Menechino, R OBP: 0.359, SLG: 0.347 (1, 10)		4-2 BB 1-2 BB		0-2 F9			0-3 K			0-0 SH G6-4-3 1B		3 0 0 0 1 1 3	
Orlando Hudson, S OBP: 0.301, SLG: 0.375 (1, 4)		4-2 G4-6-3 1-2 2-3 BB		1-2 PO 2-3 SAFE		0-3 K	1-1 E 1B 1B			0-2 F7		3 1 1 0 2 1 2	
John McDonald, R OBP: 0.337, SLG: 0.325 (1, 6)		1-2 G4-6-3 1-2f		0-2 P3		0-2 P3	0-0 E7 1-3 1B			1-0 G6-4-3 1-2f		5 0 2 1 0 0 5	
												1B: 9 SF: 0 2B: 2 SAC: 2 3B: 0 DP: 2 HR: 0 HBP: 0	WP: 1 PA: 47 PB: 0 SB: 0 CS: 0
<b>Inning Stats</b>	R: 0 H: 1 E: 0 LOB: 1 K: 2 BB: 0 S: 10 P: 14	R: 0 H: 0 E: 0 LOB: 2 K: 0 BB: 3 S: 10 P: 25	R: 0 H: 0 E: 0 LOB: 0 K: 1 BB: 0 S: 7 P: 13	R: 0 H: 1 E: 0 LOB: 1 K: 1 BB: 1 S: 11 P: 20	R: 0 H: 0 E: 0 LOB: 0 K: 1 BB: 0 S: 8 P: 8	R: 1 H: 2 E: 1 LOB: 1 K: 0 BB: 0 S: 14 P: 26	R: 0 H: 2 E: 1 LOB: 2 K: 2 BB: 0 S: 10 P: 12	R: 0 H: 0 E: 0 LOB: 0 K: 1 BB: 0 S: 9 P: 11	R: 0 H: 1 E: 1 LOB: 1 K: 0 BB: 0 S: 7 P: 9	R: 0 H: 1 E: 0 LOB: 1 K: 1 BB: 0 S: 10 P: 14	R: 2 H: 3 E: 0 LOB: 2 K: 0 BB: 1 S: 8 P: 12		
<b>PITCHER</b>	IP WLS BF H R ER SO BB IBB HBP BLK WP HR S P ERA WHIP												
19 Scott Kazmir, L ERA: 4.4 Doug Waechter, R ERA: 5.55 (1, 1)	6.1 27 6 1 1 6 4 0 0 0 1 0 66 113 1.42 1.579												
(7, 1)	4.2 19 5 2 2 3 0 1 0 0 0 0 38 51 3.86 1.071												

Toronto Blue Jays @ Tampa Bay Devil Rays  
Tropicana Field, St. Petersburg, FL  
Tue Jun 28 2005, 7:15 PM EDT  
Att. 8,545 - Dome - 72 F

livebaseballscorecards.com

AB	39
R	3
H	11
RBI	3
BB	5
SO	9
LOB	19



Batter	1	2	3	4	5	6	7	8	9	10	11	AB R H RBI BB SO LOB	BOTTOM
13 Carl Crawford, L (1, 7) OBP: 0.311, SLG: 0.416	0-0 G4-3		2-2 FC5-4 1B		0-2 G3-6-1			2-2 G3		1-1 1B		5 0 2 0 0 0 1	<p>Toronto Blue Jays @ Tampa Bay Devil Rays</p> <p>Tropicana Field, St. Petersburg, FL</p> <p>Tue Jun 28 2005, 7:15 PM EDT</p> <p>Att: 8,545 - Dome - 72 F</p>
Julio Lugo, R (1, 6) OBP: 0.341, SLG: 0.363	4-2 1B 3 S G1-3 BB		0-1 FC5-4 3 CI 1-2f		1-0 G6-3			3-2 F9		0-0 F7-2 3-H		4 1 0 0 1 0 3	
Aubrey Huff, L (1, 10) OBP: 0.320, SLG: 0.363	1-0 3 G1-3 1B		2-1 L8				2-0 CS 1B		1-0 G4-3		0-1 G3	5 0 2 0 0 0 1	
3 Jorge Cantu, R (1, 5) OBP: 0.323, SLG: 0.502	3-2 G1-3		1-2 CI				0-0 F7		0-1 G5-3 1B		1-1 F8	4 0 1 1 0 0 2	
Travis Lee, L (1, 3) OBP: 0.340, SLG: 0.349	0-0 G3		1-1 G3-1				1-3 K		0-0 G5-3 1B		2-1 G3	5 0 1 0 0 1 4	
Damon Hollins, R (1, 8) OBP: 0.321, SLG: 0.458			0-3 K		0-2 K			2-2 G6-3		0-1 G5-3		4 0 0 0 0 2 2	
31 Jonny Gomes, R (1, 9) OBP: 0.417, SLG: 0.643			0-0 3B		2-2 K			0-0 G6-3		2-3 K		4 0 1 0 0 2 2	
Toby Hall, R (1, 2) OBP: 0.307, SLG: 0.379			0-2 G5-3		0-2 F9			3-3 K				3 0 0 0 0 1 1	
Eric Munson, L (10, PH) OBP: 0.571, SLG: 0.400												0 0 0 0 1 0 0	
Kevin Cash, R (11, 2) OBP: 0.235, SLG: 0.563												0 0 0 0 0 0 0	
Nick Green, R (1, 4) OBP: 0.353, SLG: 0.394			0-0 G5-3				1-0 13 G3-6-1 1B		0-3 K		1-3 13 1B F7-2 BB	4 0 1 0 0 2 2	

Inning Stats	R: 1	H: 1	R: 0	H: 1	R: 0	H: 1	R: 0	H: 0	R: 0	H: 1	R: 0	H: 2	R: 0	H: 1	R: 0	H: 0	1B: 7	SF: 0	WP: 0	PA: 41	
E: 0	LOB: 1	E: 0	LOB: 1	E: 1	LOB: 2	E: 0	LOB: 0	E: 0	LOB: 0	E: 0	LOB: 0	E: 0	LOB: 2	E: 0	LOB: 1	E: 0	LOB: 0	2B: 1	SAC: 0	PB: 0	
K: 0	BB: 1	K: 1	BB: 0	K: 0	BB: 0	K: 2	BB: 0	K: 0	BB: 0	K: 1	BB: 0	K: 1	BB: 0	K: 1	BB: 1	K: 0	BB: 0	3B: 1	DP: 2	SB: 1	
S: 8	P: 16	S: 9	P: 9	S: 13	P: 19	S: 9	P: 11	S: 5	P: 7	S: 5	P: 8	S: 9	P: 14	S: 12	P: 17	S: 9	P: 12	S: 10	P: 16	S: 6	P: 9
																			HR: 0	HBP: 0	CS: 1

PITCHER	IP	WLS	BF	H	R	ER	SO	BB	IBB	HBP	BLK	WP	HR	S	P	ERA	WHIP
32 Roy Halladay, R (1, 1) ERA: 2.4	9.0		34	7	1	1	7	1	0	0	0	0	0	79	113	1.00	0.889
Miguel Batista, R (10, 1) ERA: 2.29	2.0	W	7	1	0	0	1	1	0	0	0	0	0	16	25	0.00	1.000

livebaseballscorecards.com

AB	38
R	1
H	8
RBI	1
BB	2
SO	8
LOB	18



Batter	1	2	3	4	5	6	7	8	9	AB R H RBI BB SO LOB	TOP											
3 Reed Johnson, R (1, 7) OBP: 0.332, SLG: 0.417	0-3 K	2-2 G5-3		0-3 K			2-1 G6-3	2-0 1B		5 0 1 1 0 2 0												
15 Alex Rios, R (1, 9) OBP: 0.324, SLG: 0.438	2-0 P3	1-3 K		0-0 F9			2-2 2B 1B	0-0 G6-4-3		5 1 1 0 0 1 1												
10 Vernon Wells, R (1, 8) OBP: 0.317, SLG: 0.476	2-2 P6		1-0 HR		0-1 G6-3		4-2 2B BB	1-0 1B		4 2 2 1 1 0 0												
Shea Hillenbrand, R (1, 5) OBP: 0.361, SLG: 0.448		2-0 2B 9 2B 1B	1-0 G6-3		1-3 K		1-2 1-H 2-H 2B	1-2 F7		5 1 2 2 0 1 1												
2 Aaron Hill, R (1, 10) OBP: 0.425, SLG: 0.496 Gabe Gross, L (9, PH) OBP: 0.259, SLG: 0.280		0-1 9 2B 2B	1-1 G4-3		0-1 G4-3		0-0 G6-3		1-2 K	4 1 1 0 0 0 1 1 0 0 0 0 1 0												
9 Gregg Zaun, S (1, 2) OBP: 0.362, SLG: 0.411 Ken Huckaby, R (8, 2) OBP: 0.197, SLG: 0.143		2-0 G6-3 8 HR 2B	4-2 1B BB		2-2 G4-3		3-2 PB 8 2B 1B	1-3 K2-3		3 2 2 2 1 0 0 1 0 0 0 0 1 0												
Orlando Hudson, S (1, 4) OBP: 0.303, SLG: 0.375		0-1 G6-3	0-0 1B		1-1 F9		1-1 PB 8 2B 1B	0-0 F7		5 1 2 0 0 0 1												
Eric Hinske, L (1, 3) OBP: 0.326, SLG: 0.388		2-1 E3 8 HR	1-2 F8		1-2 F7		4-1 8 2B 3 1B BB			3 2 0 0 1 0 3												
8 Russ Adams, L (1, 6) OBP: 0.292, SLG: 0.432		2-0 HR		2-2 F8			2-2 F7	2-2 3 1B 15 G6-4-3 2B		4 2 2 5 0 0 0												
<b>Inning Stats</b>	R: 0 E: 0 K: 1 S: 8	H: 0 LOB: 0 BB: 0 P: 12	R: 5 E: 1 K: 1 S: 15	H: 4 LOB: 0 BB: 0 P: 26	R: 1 E: 0 K: 0 S: 10	H: 2 LOB: 2 BB: 1 P: 18	R: 0 E: 0 K: 1 S: 7	H: 0 LOB: 0 BB: 0 P: 9	R: 0 E: 0 K: 1 S: 7	H: 0 LOB: 0 BB: 0 P: 8	R: 0 E: 0 K: 0 S: 9	H: 0 LOB: 0 BB: 0 P: 13	R: 2 E: 0 K: 0 S: 15	H: 2 LOB: 1 BB: 1 P: 26	R: 4 E: 0 K: 0 S: 15	H: 5 LOB: 1 BB: 1 P: 29	R: 0 E: 0 K: 2 S: 10	H: 0 LOB: 0 BB: 0 P: 12	1B: 7 2B: 4 3B: 0 HR: 2	SF: 0 SAC: 0 DP: 1 HBP: 0	WP: 0 PB: 1 SB: 0 CS: 0	PA: 43
<b>PITCHER</b>	IP WLS BF H R ER SO BB IBB HBP BLK WP HR S P ERA WHIP																					
Mark Hendrickson, L (1, 1) ERA: 6.06	3.0 L 17 6 6 5 2 1 0 0 0 0 2 33 56 15.00 2.333																					
Travis Harper, R (4, 1) ERA: 8.39	3.0 9 0 0 0 2 0 0 0 0 0 0 23 30 0.00 0.000																					
Lance Carter, R (7, 1) ERA: 4.86	1.0 6 2 2 2 0 1 0 0 0 0 0 15 26 18.00 3.000																					
Trever Miller, L (8, 1) ERA: 6.11	0.2 7 5 4 4 0 1 0 0 0 0 0 12 25 54.00 9.000																					
54 Chad Orvella, R (8, 1) ERA: 3.29	1.1 4 0 0 0 2 0 0 0 0 0 0 13 16 0.00 0.000																					

Toronto Blue Jays @ Tampa Bay Devil Rays  
Tropicana Field, St. Petersburg, FL  
Wed Jun 29 2005, 12:15 PM EDT  
Att. 20,267 - Dome - 72 F

AB	40
R	12
H	13
RBI	11
BB	3
SO	6
LOB	7



Batter	1	2	3	4	5	6	7	8	9	AB	R	H	RBI	BB	SO	LOB
13 Carl Crawford, L OBP: 0.310, SLG: 0.414 (1, 8)	1-3 K		0-1 P6			0-1 G4-3		1-0 3 HBP BB 1B		4	1	1	0	0	1	1
Julio Lugo, R OBP: 0.340, SLG: 0.359 (1, 6)	2-1 F7			3-2 G5-3			1-0 F7	4-1 BB 3 HBP BB		3	0	0	0	1	0	0
Aubrey Huff, L OBP: 0.319, SLG: 0.361 (1, 9)	1-3 K			1-3 K			0-1 BB 31 SF9 1B	3-2 P5		4	1	1	0	0	2	3
3 Jorge Cantu, R OBP: 0.325, SLG: 0.500 (1, 5)		0-0 G4-3		0-1 F8			1-0 31 SF9 BB 1B	3-2 BB HBP		3	0	1	1	0	0	0
Eric Munson, L OBP: 0.500, SLG: 0.286 Eduardo Perez, R OBP: 0.365, SLG: 0.512 (8, PH) (9, 10)		2-2 F9			0-0 F7		4-0 BB	4-1 BB		2	0	0	0	1	0	0
31 Jonny Gomes, R OBP: 0.398, SLG: 0.616 (1, 7)		0-3 K			1-0 P4		0-0 SF9	3-3 K		0	0	0	1	1	0	0
Travis Lee, L OBP: 0.333, SLG: 0.341 (1, 3)			1-0 F7		2-1 G3-1		2-1 G4-3		1-2 G1-3	4	0	0	0	0	0	2
Nick Green, R OBP: 0.355, SLG: 0.393 (1, 4)			3-2 HBP			2-3 K		3-1 BB 3 HBP 1B	2-1 P4	3	1	1	0	0	1	0
Kevin Cash, R OBP: 0.190, SLG: 0.450 (1, 2)			3-3 K			1-2 K		0-0 F9	1-2 G6-3	4	0	0	0	0	2	2

Inning Stats	R: 0	H: 0	E: 0	K: 2	S: 11	LOB: 0	BB: 0	P: 15	R: 0	H: 0	E: 0	K: 1	S: 8	LOB: 0	BB: 0	P: 10	R: 0	H: 0	E: 0	K: 1	S: 11	LOB: 1	BB: 0	P: 18	R: 0	H: 0	E: 0	K: 1	S: 9	LOB: 0	BB: 0	P: 13	R: 0	H: 0	E: 0	K: 0	S: 4	LOB: 0	BB: 0	P: 7	R: 1	H: 2	E: 0	K: 0	S: 7	LOB: 2	BB: 1	P: 15	R: 2	H: 2	E: 0	K: 1	S: 16	LOB: 3	BB: 2	P: 37	R: 0	H: 0	E: 0	K: 0	S: 10	LOB: 0	BB: 0	P: 14	1B: 4	SF: 1	2B: 0	SAC: 0	3B: 0	DP: 0	HR: 0	HBP: 2	WP: 0	PA: 36
--------------	------	------	------	------	-------	--------	-------	-------	------	------	------	------	------	--------	-------	-------	------	------	------	------	-------	--------	-------	-------	------	------	------	------	------	--------	-------	-------	------	------	------	------	------	--------	-------	------	------	------	------	------	------	--------	-------	-------	------	------	------	------	-------	--------	-------	-------	------	------	------	------	-------	--------	-------	-------	-------	-------	-------	--------	-------	-------	-------	--------	-------	--------

PITCHER	IP	WLS	BF	H	R	ER	SO	BB	IBB	HBP	BLK	WP	HR	S	P	ERA	WHIP
Josh Towers, R ERA: 4.23 (1, 1)	7.0	W	25	2	1	1	7	1	0	1	0	0	0	58	89	1.29	0.429
37 Scott Downs, L ERA: 5.4 (8, 1)	0.2		6	2	2	2	0	1	0	1	0	0	0	12	26	27.00	4.500
Justin Speier, R ERA: 3.07 (8, 1)	1.1		5	0	0	0	1	1	0	0	0	0	0	14	25	0.00	0.750

**Toronto Blue Jays @ Tampa Bay Devil Rays**  
**Tropicana Field, St. Petersburg, FL**  
 Wed Jun 29 2005, 12:15 PM EDT  
 Att. 20,267 - Dome - 72 F

AB	30
R	3
H	4
RBI	3
BB	3
SO	8
LOB	11



PITCHER	IP	WLS	BF	H	R	ER	SO	BB	IBB	HBP	BLK	WP	HR	S	P	ERA	WHIP
---------	----	-----	----	---	---	----	----	----	-----	-----	-----	----	----	---	---	-----	------

Batter	1	2	3	4	5	6	7	8	9	AB R H RBI BB SO LOB	TOP															
8 Russ Adams, L (1, 6) OBP: 0.298, SLG: 0.439	1-2 F9		0-0 2B 1B	0-2 P3		2-2 3 HR 1B	0-1 3 1B 2B		0-3 K	6 3 3 4 0 1 0																
Frank Catalanotto, L (1, 7) OBP: 0.357, SLG: 0.396	2-3 K		3-2 2 1B 2B		3-1 G5-3	3-2 HR	1-1 10 FC6-4 1B		2-2 L4	3 1 1 2 0 1 0 3 1 2 6 0 0 0																
3 Reed Johnson, R (6, PH) OBP: 0.336, SLG: 0.437			1-H 2-H			1-H 2-H 3-H	2-H 3-H																			
10 Vernon Wells, R (1, 8) OBP: 0.313, SLG: 0.468	3-1 F9		0-0 P3		3-1 G5-3	3-2 F9	1-0 FC6-4 BB		3-3 K	5 0 0 0 0 0 2 1 0 0 0 0 1 0																
Gabe Gross, L (7, 7) OBP: 0.250, SLG: 0.269							1-2f																			
Shea Hillenbrand, R (1, 5) OBP: 0.364, SLG: 0.450		1-0 2B	1-2 F7		0-2 G4-3		BB 2B			3 1 1 0 2 0 1 0 0 0 0 0 0 0																
Frank Menechino, R (8, 5) OBP: 0.359, SLG: 0.347																										
2 Aaron Hill, R (1, 10) OBP: 0.424, SLG: 0.489	2-3 K		0-0 9 BB 1B			0-1 G4-3	BB 2B			4 1 1 1 1 1 3																
			2-H																							
9 Gregg Zaun, S (1, 2) OBP: 0.389, SLG: 0.412	1-3 K		4-0 BB			2-2 BB 8 1B	4-2 2B FC5-2 BB		1-1 G3 1B	2 1 1 0 2 1 1 1 0 1 0 0 0 0																
Ken Huckaby, R (8, PH) OBP: 0.210, SLG: 0.158			1-2 BB																							
Eric Hinske, L (1, 3) OBP: 0.327, SLG: 0.390	1-3 K		3-2 G3-1			4-2 8 1B 3 HR BB	0-1 FC5-2 8 2B 2B		0-1 G3	4 2 1 2 1 1 4																
15 Alex Rios, R (1, 9) OBP: 0.325, SLG: 0.435			1-1 1B 8 WP 1B		0-0 G5-3		2-3 K FC5-2 8 2B BB		1-2 G5-3	4 2 1 0 1 1 3																
Orlando Hudson, S (1, 4) OBP: 0.305, SLG: 0.374	1-1 2B 8 1B		1-1 8 1B 1B		2-3 K	4-2 8 1B 3 HR BB	2-1 FC5-2 8 2B 3 1B		0-0 G5-3	4 3 1 0 1 1 4																
	R: 0 H: 0 E: 0 K: 1 S: 9	H: 0 LOB: 0 BB: 0 P: 15	R: 0 H: 1 E: 0 K: 3 S: 10	H: 1 LOB: 1 BB: 0 P: 15	R: 4 H: 5 E: 0 K: 0 S: 17	H: 5 LOB: 2 BB: 1 P: 30	R: 0 H: 0 E: 0 K: 1 S: 9	H: 0 LOB: 0 BB: 0 P: 11	R: 0 H: 0 E: 0 K: 0 S: 7	H: 0 LOB: 0 BB: 0 P: 13	R: 5 H: 3 E: 0 K: 1 S: 27	H: 3 LOB: 0 BB: 2 P: 47	R: 6 H: 3 E: 0 K: 0 S: 20	H: 3 LOB: 2 BB: 5 P: 44	R: 0 H: 1 E: 0 K: 0 S: 9	H: 1 LOB: 1 BB: 0 P: 11	R: 0 H: 0 E: 0 K: 2 S: 9	H: 0 LOB: 0 BB: 0 P: 14	1B: 8 SF: 0 2B: 4 SAC: 0 3B: 0 DP: 0 HR: 1 HBP: 0	WP: 1 PA: 48 PB: 0 SB: 0 CS: 0						
	PITCHER	IP WLS BF H R ER SO BB IBB HBP BLK WP HR S P ERA WHIP												PITCHER	IP WLS BF H R ER SO BB IBB HBP BLK WP HR S P ERA WHIP											
30 Matt Clement, R (1, 1) ERA: 3.82	5.2 L 28 8 8 8 6 3 0 0 0 0 1 0 72 118 12.71 1.941												Alan Embree, L (9, 1) ERA: 7.83	1.0 3 0 0 0 2 0 0 0 0 0 0 4 7 ∞ ∞												
Mike Myers, L (6, 1) ERA: 2.76	0.0 1 1 1 1 0 0 0 0 0 0 0 1 4 7 ∞ ∞																									
Matt Mantei, R (6, 1) ERA: 6.49	0.1 6 1 5 5 0 4 0 0 0 0 0 0 13 32 135.00 15.000																									
John Halama, L (7, 1) ERA: 5.75	2.0 10 3 1 1 0 1 0 0 0 0 0 0 19 29 4.50 2.000																									
John Halama, L (8, 1) ERA: 5.75	2.0 10 3 1 1 0 1 0 0 0 0 0 0 19 29 4.50 2.000																									

Toronto Blue Jays @ Boston Red Sox  
Fenway Park, Boston, MA  
Fri Jul 01 2005, 7:05 PM EDT  
Att. 35,302 - Partly Cloudy - 68 F

livebaseballscorecards.com

AB	40
R	15
H	13
RBI	15
BB	8
SO	8
LOB	18





Batter	1	2	3	4	5	6	7	8	9	AB R H RBI BB SO LOB
18 Johnny Damon, L OBP: 0.386, SLG: 0.474 Trot Nixon, L OBP: 0.376, SLG: 0.477 (1, 8) (7, PH) (8, 9)	G1-3		BB 1B		HR		L4		K	3 1 2 1 0 0 0 2 0 0 0 0 1 1
Edgar Renteria, R OBP: 0.322, SLG: 0.399 Ramón Vázquez, L OBP: 0.234, SLG: 0.230 (1, 6) (7, PH) (8, 6)	G5-3		P3		1B 1B		G3			3 0 1 0 0 0 2 1 0 0 0 0 0 0
Doug Mirabelli, R OBP: 0.339, SLG: 0.509 (1, 10) (8, 2)	F7		BB		1B		F9			3 0 1 0 1 0 0
Manny Ramirez, R OBP: 0.357, SLG: 0.542 John Olerud, L OBP: 0.429, SLG: 0.605 (1, 7) (8, 3)		F8	F9		G6-4-3		G4-3			3 0 0 0 0 0 5 1 0 0 0 0 0 0
Jason Varitek, S OBP: 0.378, SLG: 0.551 John Halama, L (8, 1) 20 Kevin Youkilis, R OBP: 0.377, SLG: 0.433 Alan Embree, L (9, 1)		BB		P4	L7		G6-3			2 0 0 0 1 0 1 0 0 0 0 0 0 0 1 0 0 0 0 0 0 0 0 0 0 0 0 0
Kevin Millar, R OBP: 0.352, SLG: 0.382 (1, 3) (8, 7)		F9		E6		K			G4-3 1B 1B	4 1 1 0 0 1 1
Jay Payton, R OBP: 0.319, SLG: 0.438 (1, 9) (8, 8)		G5-3		1B		G5-4-3			K	4 0 2 0 0 1 2
Bill Mueller, S OBP: 0.386, SLG: 0.403 (1, 5)			BB 1B	K		G5-4-3			G4-3	4 0 1 0 0 1 4
Mark Bellhorn, S OBP: 0.345, SLG: 0.385 (1, 4)			K	G5-3			F7		1B	4 0 1 1 0 1 3

Inning Stats	R: 0 E: 0 K: 0 S: 9	H: 0 LOB: 0 BB: 0 P: 12	R: 0 E: 0 K: 0 S: 13	H: 0 LOB: 1 BB: 1 P: 20	R: 0 E: 0 K: 1 S: 14	H: 2 LOB: 3 BB: 1 P: 25	R: 0 E: 1 K: 1 S: 11	H: 1 LOB: 2 BB: 0 P: 14	R: 1 E: 0 K: 0 S: 15	H: 3 LOB: 1 BB: 0 P: 19	R: 0 E: 0 K: 1 S: 7	H: 1 LOB: 0 BB: 0 P: 10	R: 0 E: 0 K: 0 S: 7	H: 0 LOB: 0 BB: 0 P: 11	R: 0 E: 0 K: 0 S: 9	H: 0 LOB: 0 BB: 0 P: 16	R: 1 E: 0 K: 2 S: 11	H: 2 LOB: 1 BB: 0 P: 15	1B: 8 2B: 0 3B: 0 HR: 1	SF: 0 SAC: 0 DP: 2 HBP: 0	WP: 1 PB: 0 SB: 0 CS: 0	PA: 37
--------------	------------------------------	----------------------------------	-------------------------------	----------------------------------	-------------------------------	----------------------------------	-------------------------------	----------------------------------	-------------------------------	----------------------------------	------------------------------	----------------------------------	------------------------------	----------------------------------	------------------------------	----------------------------------	-------------------------------	----------------------------------	----------------------------------	------------------------------------	----------------------------------	--------

PITCHER	IP	WLS	BF	H	R	ER	SO	BB	IBB	HBP	BLK	WP	HR	S	P	ERA	WHIP
Ted Lilly, L ERA: 5.89 (1, 1)	6.0	W	26	7	1	1	3	2	0	0	0	0	1	69	100	1.50	1.500
Vinnie Chulk, R ERA: 3.89 (7, 1)	1.0		3	0	0	0	0	0	0	0	0	0	0	7	11	0.00	0.000
Scott Schoeneweis, L ERA: 5.18 (8, 1)	1.0		3	0	0	0	0	0	0	0	0	0	0	9	16	0.00	0.000
54 Jason Frasor, R ERA: 2.88 (9, 1)	1.0		5	2	1	1	2	0	0	0	0	1	0	11	15	9.00	2.000


**BOTTOM**

**Toronto Blue Jays @ Boston Red Sox**  
Fenway Park, Boston, MA

Fri Jul 01 2005, 7:05 PM EDT  
Att. 35,302 - Partly Cloudy - 68 F

livebaseballscorecards.com

<b>AB</b>	<b>35</b>
<b>R</b>	<b>2</b>
<b>H</b>	<b>9</b>
<b>RBI</b>	<b>2</b>
<b>BB</b>	<b>2</b>
<b>SO</b>	<b>5</b>
<b>LOB</b>	<b>19</b>



Batter	1	2	3	4	5	6	7	8	9	AB R H RBI BB SO LOB	TOP																
3 Reed Johnson, R OBP: 0.338, SLG: 0.433 (1, 7)	1-2 G1-3		2-2 FC5-4 HBP	0-2 1B		1-0 F7		1-2 F9		4 0 1 0 0 0 2																	
15 Alex Rios, R OBP: 0.323, SLG: 0.430 (1, 9)	1-0 FC6-4 1B		0-0 FC5-4 10 1B	0-2 K			1-2 G6-3		1-3 K	5 0 1 0 0 2 3																	
10 Vernon Wells, R OBP: 0.311, SLG: 0.463 (1, 8)	1-3 K		0-1 G6-3 1B	0-0 G3			2-2 G4-3		2-1 F9	5 0 1 0 0 1 3																	
Shea Hillenbrand, R OBP: 0.365, SLG: 0.449 (1, 3)	1-0 FC6-4 1-2f		1-0 G6-3 1-2f		1-2 F9		2-1 1B		1-2 2 1B 1B	5 0 2 0 0 0 3																	
2 Aaron Hill, R OBP: 0.423, SLG: 0.493 (1, 5)		3-2 L5		1-1 G4-3 1B 2B	0-1 E1 G3		1-2 F8		1-0 1B 1-2 1B	5 1 2 0 0 0 1																	
9 Gregg Zaun, S OBP: 0.369, SLG: 0.409 (1, 2)		0-2 3B 1B		0-0 G4-3	1-2 G3			4-1 FC4-6 BB	3-2 P4	4 1 1 0 1 0 4																	
Frank Menechino, R OBP: 0.358, SLG: 0.338 (1, 10)		2-3 K		4-2 1B 1B BB	0-0 G6-3			1-1 FC4-6 G6-3 1B 1-2f		2 1 0 0 1 1 2 1 0 0 0 0 0 1	AB 39 R 4 H 12 RBI 4 BB 2 SO 6 LOB 22																
Frank Catalanotto, L OBP: 0.356, SLG: 0.394 (8, PH) (8, 10)																											
Orlando Hudson, S OBP: 0.310, SLG: 0.366 (1, 4)		3-2 SAFE 1-H 3B		2-0 1B 1-2 1B 1B		0-3 K		0-1 G6-3 1B		4 1 3 2 0 1 0																	
John McDonald, R OBP: 0.333, SLG: 0.321 (1, 6)		0-2 K		0-0 3 1B 1B		0-0 G6-3		3-2 G6-3		4 0 1 2 0 1 3																	
<b>Inning Stats</b>	R: 0 E: 0 K: 1 S: 12	H: 1 LOB: 1 BB: 0 P: 16	R: 1 E: 0 K: 2 S: 22	H: 2 LOB: 1 BB: 0 P: 30	R: 0 E: 0 K: 0 S: 8	H: 1 LOB: 1 BB: 0 P: 11	R: 3 E: 0 K: 1 S: 17	H: 4 LOB: 2 BB: 1 P: 24	R: 0 E: 1 K: 0 S: 9	H: 0 LOB: 1 BB: 0 P: 11	R: 0 E: 0 K: 1 S: 5	H: 0 LOB: 0 BB: 0 P: 6	R: 0 E: 0 K: 0 S: 13	H: 1 LOB: 1 BB: 0 P: 19	R: 0 E: 0 K: 0 S: 12	H: 1 LOB: 2 BB: 1 P: 21	R: 0 E: 0 K: 1 S: 12	H: 2 LOB: 2 BB: 0 P: 20	1B: 10 2B: 1 3B: 1 HR: 0	SF: 0 SAC: 0 DP: 1 HBP: 1	WP: 0 PB: 0 SB: 0 CS: 0	PA: 42					
<b>PITCHER</b>	IP WLS BF H R ER SO BB IBB HBP BLK WP HR S P ERA WHIP																										
David Wells, L ERA: 5.04 (1, 1)	6.2		31	9	4	4	5	1	0	1	0	0	0	83	113	5.40	1.500										
50 Mike Timlin, R ERA: 1.59 (7, 1)	0.1	W	2	0	0	0	0	1	0	0	0	0	0	4	9	0.00	3.000										
Alan Embree, L ERA: 7.68 (8, 1)	0.2	H	3	1	0	0	0	0	0	0	0	0	0	7	11	0.00	1.500										
Keith Foulke, R ERA: 5.82 (8, 1)	1.1	S	6	2	0	0	1	0	0	0	0	0	0	16	25	0.00	1.500										

Toronto Blue Jays @ Boston Red Sox  
Fenway Park, Boston, MA  
Sat Jul 02 2005, 7:05 PM EDT  
Att. 35,268 - Partly Cloudy - 80 F

livebaseballscorecards.com



Batter	1	2	3	4	5	6	7	8	9
<b>18 Johnny Damon, L</b> OBP: 0.386, SLG: 0.479 (1, 8)	1-1 B3		0-1 2B		2-0 1B 34 1B	1-0 P4		3-3 K	
<b>Edgar Renteria, R</b> OBP: 0.323, SLG: 0.399 (1, 6)	0-1 34 S 1B		1-1 G6-3		0-1 34 1B 2-3 1B	3-1 G5-3		2-3 K	
<b>34 David Ortiz, L</b> OBP: 0.388, SLG: 0.579 (1, 10)	2-3 K			4-2 1B WP SF9 BB	1-2 1B		0-2 HR 1B	4-0 IBB	
<b>Manny Ramirez, R</b> OBP: 0.358, SLG: 0.550 (1, 7)	3-2 G6-3			1-2 1B	0-0 F8		2-2 HR	1-1 L7	
<b>Jason Varitek, S</b> OBP: 0.376, SLG: 0.549 (1, 2)		1-1 G5-3		0-0 SF9		1-1 1B 2B 1B	0-1 F8		
<b>Kevin Millar, R</b> OBP: 0.354, SLG: 0.382 (1, 3)		3-2 P3		1-0 F9		2-2 1B 2B 1B	4-0 FC1-4 BB		
<b>Ramón Vázquez, L</b> OBP: 0.234, SLG: 0.230 (7, PR)									
<b>John Olerud, L</b> OBP: 0.429, SLG: 0.605 (8, 3)									
<b>Jay Payton, R</b> OBP: 0.315, SLG: 0.432 (1, 9)		0-0 G5-3		2-3 K		0-0 2B 1B	1-3 K		
<b>Trot Nixon, L</b> OBP: 0.377, SLG: 0.477 (6, PH)									
<b>Bill Mueller, S</b> OBP: 0.384, SLG: 0.404 (1, 5)			0-0 P4		2-0 F8	2-1 2B	1-2 FC1-4		
<b>Mark Bellhorn, S</b> OBP: 0.344, SLG: 0.387 (1, 4)			1-3 K		3-1 F7	1-3 K		1-1 2B	

Inning Stats	R: 0 E: 0 K: 1 S: 11	H: 1 LOB: 1 BB: 0 P: 17	R: 0 E: 0 K: 0 S: 7	H: 0 LOB: 0 BB: 0 P: 11	R: 0 E: 0 K: 1 S: 8	H: 1 LOB: 1 BB: 0 P: 10	R: 1 E: 0 K: 1 S: 10	H: 1 LOB: 1 BB: 1 P: 18	R: 1 E: 0 K: 0 S: 10	H: 3 LOB: 2 BB: 0 P: 18	R: 2 E: 0 K: 1 S: 17	H: 4 LOB: 2 BB: 0 P: 27	R: 2 E: 0 K: 1 S: 14	H: 2 LOB: 1 BB: 1 P: 22	R: 0 E: 0 K: 2 S: 12	H: 1 LOB: 2 BB: 1 P: 23
--------------	-------------------------------	----------------------------------	------------------------------	----------------------------------	------------------------------	----------------------------------	-------------------------------	----------------------------------	-------------------------------	----------------------------------	-------------------------------	----------------------------------	-------------------------------	----------------------------------	-------------------------------	----------------------------------


PITCHER	IP	WLS	BF	H	R	ER	SO	BB	IBB	HBP	BLK	WP	HR	S	P	ERA	WHIP
<b>39 Gustavo Chacin, L</b> ERA: 3.59 (1, 1)	5.0		24	8	4	4	3	1	0	0	0	1	0	54	85	7.20	1.800
<b>Pete Walker, R</b> ERA: 2.39 (6, 1)	1.1	L	9	4	2	2	1	1	0	0	0	0	1	17	30	13.50	3.750
<b>Scott Schoeneweis, L</b> ERA: 4.97 (7, 1)	1.0		4	1	0	0	2	0	0	0	0	0	0	13	19	0.00	1.000
<b>Vinnie Chulk, R</b> ERA: 3.82 (8, 1)	0.2		3	0	0	0	1	0	1	0	0	0	0	5	12	0.00	0.000

**BOTTOM**

**Toronto Blue Jays @ Boston Red Sox**  
Fenway Park, Boston, MA  
Sat Jul 02 2005, 7:05 PM EDT  
Att. 35,268 - Partly Cloudy - 80 F

AB	R	H	RBI	BB	SO	LOB
5	1	2	0	0	1	3
5	0	2	0	0	1	4
3	2	2	1	2	1	1
5	1	2	2	0	0	5
3	1	1	1	0	0	0
3	1	1	0	1	0	1
0	0	0	0	0	0	0
0	0	0	0	0	0	0
2	0	0	0	0	1	1
2	0	1	0	0	1	1
4	0	1	2	0	0	1
4	0	1	0	0	2	2

AB	36
R	6
H	13
RBI	6
BB	3
SO	7
LOB	19



WP	PA
1	40
PB	0
SB	1
CS	0

PITCHER	IP	WLS	BF	H	R	ER	SO	BB	IBB	HBP	BLK	WP	HR	S	P	ERA	WHIP
---------	----	-----	----	---	---	----	----	----	-----	-----	-----	----	----	---	---	-----	------

Batter	1	2	3	4	5	6	7	8	9	AB R H RBI BB SO LOB	TOP											
8 Russ Adams, L (1, 6) OBP: 0.300, SLG: 0.435	0-2 P4	1-1 FC3-6 2-H 1B		2-3 K			2-2 F8		4-2 3 3B 2-3 BB	4 1 1 1 1 1 1												
Frank Catalanotto, L (1, 7) OBP: 0.354, SLG: 0.388	4-1 1B 2 2B BB	0-0 FC3-6 1-2f			1-0 G6-3		1-0 P5		2-1 1-H 3-H 3B	3 1 0 0 1 0 1 1 0 1 2 0 0 0												
3 Reed Johnson, R (7, 9) OBP: 0.341, SLG: 0.446																						
10 Vernon Wells, R (1, 8) OBP: 0.309, SLG: 0.462	2-3 K	0-1 F8			0-1 2B		0-2 P4		0-2 G6-3	5 0 1 0 0 1 3												
Shea Hillenbrand, R (1, 5) OBP: 0.364, SLG: 0.447	1-1 2 2B 1-2 1B				0-0 P2			3-2 F8		4 0 1 0 0 0 1												
2 Aaron Hill, R (1, 10) OBP: 0.419, SLG: 0.493	0-0 1-3 2-H 2B				1-2 F8			2-2 P3		4 0 1 1 0 0 1												
9 Gregg Zaun, S (1, 2) OBP: 0.363, SLG: 0.401	1-1 F8				0-0 L6			3-2 G5-3		4 0 0 0 0 0 2												
Eric Hinske, L (1, 3) OBP: 0.326, SLG: 0.391					1-2 G3-1 2B		2-2 P6		1-1 P6	4 0 1 0 0 0 0												
Gabe Gross, L (1, 9) OBP: 0.290, SLG: 0.310					3-3 K 2B		0-2 1B		2-1 8 S 3 3B G5-3 1B	3 1 2 0 0 1 1 1 1 1 0 0 0 0												
15 Alex Rios, R (9, PH) OBP: 0.325, SLG: 0.432					1-1 G3-1		3-2 F8		1-1 G5-3	4 1 1 1 0 0 3												
Orlando Hudson, S (1, 4) OBP: 0.310, SLG: 0.388		1-0 8 1B 2B																				
<b>Inning Stats</b>	R: 1 E: 0 K: 1 S: 15	H: 2 LOB: 2 BB: 1 P: 23	R: 2 E: 0 K: 0 S: 11	H: 3 LOB: 1 BB: 0 P: 15	R: 0 E: 0 K: 0 S: 6	H: 0 LOB: 0 BB: 0 P: 10	R: 0 E: 0 K: 2 S: 15	H: 1 LOB: 1 BB: 0 P: 22	R: 0 E: 0 K: 0 S: 7	H: 1 LOB: 1 BB: 0 P: 9	R: 0 E: 0 K: 0 S: 11	H: 1 LOB: 1 BB: 0 P: 16	R: 0 E: 0 K: 0 S: 7	H: 0 LOB: 0 BB: 0 P: 10	R: 0 E: 0 K: 0 S: 10	H: 0 LOB: 0 BB: 0 P: 18	R: 2 E: 0 K: 0 S: 15	H: 2 LOB: 1 BB: 1 P: 27	1B: 5 2B: 4 3B: 1 HR: 0	SF: 0 SAC: 0 DP: 0 HBP: 0	WP: 0 PB: 0 SB: 1 CS: 0	PA: 39
<b>PITCHER</b>	IP WLS BF H R ER SO BB IBB HBP BLK WP HR S P ERA WHIP																			<b>PITCHER</b>	IP WLS BF H R ER SO BB IBB HBP BLK WP HR S P ERA WHIP	
Bronson Arroyo, R (1, 1) ERA: 4.15	8.0 L 33 8 3 3 3 1 0 0 1 0 0 82 123 3.38 1.125																					
Alan Embree, L (9, 1) ERA: 8.05	0.2 4 1 2 2 0 1 0 0 0 0 0 0 10 18 27.00 3.000																					
50 Mike Timlin, R (9, 1) ERA: 1.58	0.1 2 1 0 0 0 0 0 0 0 0 0 0 5 9 0.00 3.000																					

Toronto Blue Jays @ Boston Red Sox  
Fenway Park, Boston, MA  
Sun Jul 03 2005, 2:05 PM EDT  
Att. 34,794 - Sunny - 76 F

livebaseballscorecards.com

AB	37
R	5
H	10
RBI	5
BB	2
SO	3
LOB	13



Batter	1	2	3	4	5	6	7	8	9	AB R H RBI BB SO LOB
--------	---	---	---	---	---	---	---	---	---	----------------------

<b>18 Johnny Damon, L</b> (1, 8) <small>OBP: 0.383, SLG: 0.475</small>	0-2 		2-0 <b>G5-3</b>		0-0 <b>G1-3</b>			1-1 <b>G4-3</b>	2-2 <b>P4</b>	5 1 1 0 0 0 5
<b>Edgar Renteria, R</b> (1, 6) <small>OBP: 0.325, SLG: 0.401</small>	0-1 		2-1 <b>F9</b>			0-2 		1-0 <b>G6-3</b>		4 0 2 0 0 0 0
<b>34 David Ortiz, L</b> (1, 10) <small>OBP: 0.390, SLG: 0.578</small>	3-2 			0-0 <b>G3-1</b>		1-2 		2-1 <b>G3</b>		4 0 2 1 0 0 0
<b>Manny Ramirez, R</b> (1, 7) <small>OBP: 0.357, SLG: 0.544</small>	2-2 <b>P4</b>			2-3 <b>K</b>		4-2 		1-2 <b>P4</b>		3 0 0 0 1 1 2
<b>Trot Nixon, L</b> (1, 9) <small>OBP: 0.375, SLG: 0.471</small>	2-0 <b>G4-6-3</b>			0-0 <b>G3</b>		0-0 		4-1 		3 1 0 0 1 0 5
<b>Jason Varitek, S</b> (1, 2) <small>OBP: 0.374, SLG: 0.544</small>			0-3 <b>K</b>		3-2 	0-0 <b>F7</b>		1-1 		4 0 1 0 0 1 2
<b>John Olerud, L</b> (1, 3) <small>OBP: 0.435, SLG: 0.585</small>			1-2 <b>G5-3</b>		4-0 		0-0 <b>G4-3</b>		0-1 	3 0 1 1 1 0 0
<b>Bill Mueller, S</b> (1, 5) <small>OBP: 0.382, SLG: 0.402</small>			0-1 <b>G6-3</b>		0-0 <b>F8</b>		2-2 <b>K</b>		2-2 	4 0 1 0 0 1 2
<b>Mark Bellhorn, S</b> (1, 4) <small>OBP: 0.339, SLG: 0.381</small>			0-3 <b>K</b>		1-3 <b>K</b>		1-3 <b>K</b>		0-0 <b>F4</b>	4 0 0 0 0 3 5

Inning Stats	R: 1	H: 3	E: 0	K: 0	S: 13	LOB: 1	BB: 0	P: 20	R: 0	H: 0	E: 0	K: 1	S: 8	LOB: 0	BB: 0	P: 9	R: 0	H: 0	E: 0	K: 1	S: 6	LOB: 0	BB: 0	P: 10	R: 0	H: 2	E: 0	K: 0	S: 11	LOB: 2	BB: 1	P: 17	R: 0	H: 0	E: 0	K: 2	S: 10	LOB: 0	BB: 0	P: 13	R: 0	H: 0	E: 0	K: 0	S: 5	LOB: 0	BB: 0	P: 9	R: 1	H: 3	E: 0	K: 0	S: 21	LOB: 3	BB: 1	P: 31	1B: 8	SF: 0	2B: 1	SAC: 0	3B: 0	DP: 2	HR: 0	HBP: 0	WP: 0	PA: 37
--------------	------	------	------	------	-------	--------	-------	-------	------	------	------	------	------	--------	-------	------	------	------	------	------	------	--------	-------	-------	------	------	------	------	-------	--------	-------	-------	------	------	------	------	-------	--------	-------	-------	------	------	------	------	------	--------	-------	------	------	------	------	------	-------	--------	-------	-------	-------	-------	-------	--------	-------	-------	-------	--------	-------	--------

PITCHER	IP	WLS	BF	H	R	ER	SO	BB	IBB	HBP	BLK	WP	HR	S	P	ERA	WHIP
<b>32 Roy Halladay, R</b> (1, 1) <small>ERA: 2.33</small>	8.0	W	30	5	1	1	6	2	0	0	0	0	0	67	101	1.12	0.875
<b>Miguel Batista, R</b> (9, 1) <small>ERA: 2.5</small>	0.2		6	3	1	1	0	1	0	0	0	0	0	18	26	13.50	6.000
<b>Scott Schoeneweis, L</b> (9, 1) <small>ERA: 4.91</small>	0.1	S	1	0	0	0	0	0	0	0	0	0	0	3	5	0.00	0.000

**BOTTOM**

**Toronto Blue Jays @ Boston Red Sox**  
 Fenway Park, Boston, MA  
 Sun Jul 03 2005, 2:05 PM EDT  
 Att. 34,794 - Sunny - 76 F

[livebaseballscorecards.com](http://livebaseballscorecards.com)

<b>AB</b>	<b>34</b>
<b>R</b>	<b>2</b>
<b>H</b>	<b>8</b>
<b>RBI</b>	<b>2</b>
<b>BB</b>	<b>3</b>
<b>SO</b>	<b>6</b>
<b>LOB</b>	<b>21</b>



Batter	1	2	3	4	5	6	7	8	9	10	11	AB R H RBI BB SO LOB	TOP																		
Jason Kendall, R OBP: 0.351, SLG: 0.308 (1, 2)	G6-3		G1-3	21 BB 7 1B BB		G1-3		G5-3		G4-6-3		5 1 0 0 1 0 2																			
21 Mark Kotsay, L OBP: 0.341, SLG: 0.406 (1, 8)	G4-3		L7	7 1B 1-2 2-3 BB		F7		HR			3 1B 7 1B 1B	5 2 2 1 1 0 1																			
7 Bobby Crosby, R OBP: 0.400, SLG: 0.569 (1, 6)	G6-3		3 1B 1B	1-3 2-H 3-H 3-2 1B		IHR		K			3 1B 1B	6 2 4 4 0 1 0																			
3 Eric Chavez, L OBP: 0.339, SLG: 0.452 (1, 5)		29 1B 1B	1-2 1B	3-2 F8		K			G6-3		1B 2B 1B	6 1 3 0 0 1 2																			
Scott Hatteberg, L OBP: 0.364, SLG: 0.373 (1, 3)		29 1B 1B	1-2 1B		F9		G3-1		P5		2B 1B	6 0 2 2 0 0 2																			
23 Bobby Kielty, S OBP: 0.377, SLG: 0.419 (1, 7)		K		F8	29 G5-3 BB		G4-3		29 S 1B		P5	5 0 1 0 1 1 4																			
29 Dan Johnson, L OBP: 0.368, SLG: 0.429 (1, 10)		1-2 2-3 1B		HR	G5-3		K		K		K	6 1 2 1 0 3 4																			
Nick Swisher, S OBP: 0.306, SLG: 0.434 (1, 9)		P4		21 BB 7 1B 2B	G3			HR		G3		6 2 3 2 0 0 4																			
Marco Scutaro, R OBP: 0.335, SLG: 0.379 (1, 4)		K		F9		7 G1-3 IHR BB		K		G4-6-3 1B		5 1 1 0 1 3 6																			
<b>Inning Stats</b>	R: 0 H: 0 E: 0 K: 0 S: 6	H: 0 LOB: 0 BB: 0 P: 8	R: 0 H: 3 E: 0 K: 2 S: 17	H: 3 LOB: 3 BB: 0 P: 24	R: 0 H: 2 E: 0 K: 0 S: 10	H: 2 LOB: 2 BB: 0 P: 12	R: 3 H: 3 E: 0 K: 0 S: 21	H: 3 LOB: 2 BB: 2 P: 37	R: 0 H: 0 E: 0 K: 0 S: 6	H: 0 LOB: 1 BB: 1 P: 11	R: 2 H: 1 E: 0 K: 1 S: 13	H: 1 LOB: 0 BB: 1 P: 24	R: 0 H: 0 E: 0 K: 1 S: 9	H: 0 LOB: 0 BB: 0 P: 12	R: 2 H: 2 E: 0 K: 2 S: 14	H: 2 LOB: 0 BB: 0 P: 21	R: 0 H: 1 E: 0 K: 1 S: 10	H: 1 LOB: 1 BB: 0 P: 16	R: 0 H: 1 E: 0 K: 0 S: 7	H: 1 LOB: 0 BB: 0 P: 10	R: 3 H: 5 E: 0 K: 2 S: 18	H: 5 LOB: 2 BB: 0 P: 27	1B: 12 SF: 0 2B: 2 SAC: 0 3B: 0 DP: 1 HR: 4 HBP: 0	WP: 0 PA: 54 PB: 0 SB: 1 CS: 0							
<b>PITCHER</b>	IP WLS BF H R ER SO BB IBB HBP BLK WP HR S P ERA WHIP															<b>PITCHER</b>	IP WLS BF H R ER SO BB IBB HBP BLK WP HR S P ERA WHIP														
Josh Towers, R ERA: 4.33 (1, 1)	4.0	22	8	3	3	2	2	0	0	0	0	0	1	54	81	6.75	2.500														
Pete Walker, R ERA: 2.66 (5, 1)	1.2	8	1	2	2	0	2	0	0	0	0	0	0	16	30	10.80	1.800														
54 Jason Frasor, R ERA: 2.78 (6, 1)	1.1	4	0	0	0	2	0	0	0	0	0	0	0	12	17	0.00	0.000														
Vinnie Chulk, R ERA: 4.19 (8, 1)	1.0	5	2	2	2	2	0	0	0	0	0	0	2	14	21	18.00	2.000														
Scott Schoeneweis, L ERA: 4.73 (9, 1)	1.0	4	1	0	0	1	0	0	0	0	0	0	0	10	16	0.00	1.000														
Miguel Batista, R ERA: 3.11 (10, 1)	1.2	L	10	6	3	3	1	0	0	0	0	0	0	22	31	16.20	3.600														
Justin Speier, R ERA: 3.03 (11, 1)	0.1		1	0	0	0	1	0	0	0	0	0	0	3	6	0.00	0.000														

Oakland Athletics @ Toronto Blue Jays  
Rogers Centre, Toronto, ON  
Tue Jul 05 2005, 7:07 PM EDT  
Att: 21,667 - Partly Cloudy - 73 F

livebaseballscores.com

AB	50
R	10
H	18
RBI	10
BB	4
SO	9
LOB	25



Batter	1	2	3	4	5	6	7	8	9	10	11	AB R H RBI BB SO LOB	BOTTOM	
8 Russ Adams, L OBP: 0.301, SLG: 0.434	1-3 K	2-1 G4-3			2-0 SF9		1-0 G4-3		2-2 10 E 1B		1-1 FC8-6 1B	5 1 2 1 0 1 1	<p><b>Oakland Athletics @ Toronto Blue Jays</b>  Rogers Centre, Toronto, ON  Tue Jul 05 2005, 7:07 PM EDT  Att: 21,667 - Partly Cloudy - 73 F</p>	
Frank Catalanotto, L OBP: 0.354, SLG: 0.392 Frank Menechino, R OBP: 0.358, SLG: 0.338 Gabe Gross, L OBP: 0.324, SLG: 0.344	2-2 2B		2-0 F7		2-2 K		1-0 S 1B		2-2 10 FC6-4 1B		0-0 FC8-6 1B	3 0 1 0 0 0 1 0 0 0 0 0 0 0 0 0 3 0 2 0 0 0 0 1		
10 Vernon Wells, R OBP: 0.310, SLG: 0.458	4-1 G6-4-3 BB		1-2 G3		0-0 1B		1-2 P4		1-2 FC6-4 HBP		2-1 F9	5 0 1 0 1 0 3		
Shea Hillenbrand, R OBP: 0.363, SLG: 0.446	1-1 G6-4-3 1-2f 2B		1-1 2B		0-0 P4		1-3 K		4-2 HBP		0-1 G5-3	5 0 1 0 0 1 5		
2 Aaron Hill, R OBP: 0.412, SLG: 0.490		1-1 G6-3	2-3 K			2-0 G3-1 G6-3 2B		3-1 G5-3	0-1 F9			5 1 1 0 0 1 3		
9 Gregg Zaun, S OBP: 0.364, SLG: 0.415		2-1 1B 3B 1B		2-3 K		0-1 G3-1		3-2 HR		2-2 K		5 2 2 1 0 2 1		
Eric Hinske, L OBP: 0.324, SLG: 0.388		1-1 1B 3B 1B		0-0 G3		2-0 G6-3		2-2 G3-1		2-2 G3		5 1 1 1 0 0 0		
3 Reed Johnson, R OBP: 0.342, SLG: 0.455		1-1 1B 3B		1-3 K		3-2 F8		1-2 F7		1-2 1B		5 0 2 2 0 1 0		
Orlando Hudson, S OBP: 0.313, SLG: 0.408 John McDonald, R OBP: 0.326, SLG: 0.313		1-3 K			3-2 8 SF9 3B		0-0 HR		0-1 G4-3		1-3 K	3 2 2 1 0 1 1 2 0 0 0 0 1 1		
<b>Inning Stats</b>	R: 0 H: 1 E: 0 LOB: 1 K: 1 BB: 1 S: 10 P: 18	R: 2 H: 3 E: 0 LOB: 1 K: 1 BB: 0 S: 15 P: 23	R: 0 H: 1 E: 0 LOB: 1 K: 1 BB: 0 S: 9 P: 15	R: 0 H: 0 E: 0 LOB: 0 K: 2 BB: 0 S: 7 P: 10	R: 1 H: 2 E: 0 LOB: 1 K: 1 BB: 0 S: 11 P: 18	R: 1 H: 1 E: 0 LOB: 0 K: 0 BB: 0 S: 8 P: 14	R: 1 H: 2 E: 0 LOB: 1 K: 1 BB: 0 S: 12 P: 16	R: 1 H: 1 E: 0 LOB: 0 K: 0 BB: 0 S: 12 P: 21	R: 1 H: 2 E: 1 LOB: 2 K: 0 BB: 0 S: 16 P: 25	R: 0 H: 1 E: 0 LOB: 1 K: 2 BB: 0 S: 13 P: 19	R: 0 H: 1 E: 0 LOB: 1 K: 0 BB: 0 S: 7 P: 10	1B: 8 SF: 1 2B: 3 SAC: 0 3B: 2 DP: 1 HR: 2 HBP: 1		WP: 0 PA: 49 PB: 0 SB: 1 CS: 0
<b>PITCHER</b>	IP WLS BF H R ER SO BB IBB HBP BLK WP HR S P ERA WHIP													
Dan Haren, R ERA: 3.96	(1, 1) 6.0 26 8 4 4 6 1 0 0 0 0 0 0 60 98 6.00 1.500													
Ricardo Rincon, L ERA: 3.8	(7, 1) 0.1 B 2 1 1 1 0 0 0 0 0 0 0 1 2 3 27.00 3.000													
50 Kiko Calero, R ERA: 4.98	(7, 1) 1.0 5 2 1 1 1 0 0 0 0 0 0 1 16 25 9.00 2.000													
20 Huston Street, R ERA: 1.4	(8, 1) 1.2 B 8 2 1 0 0 0 0 0 1 0 0 0 22 34 0.00 1.200													
58 Justin Duchschere, R ERA: 1.41	(10, 1) 2.0 W 8 2 0 0 2 0 0 0 0 0 0 0 20 29 0.00 1.000													

livebaseballscores.com

AB	46
R	7
H	15
RBI	6
BB	1
SO	9
LOB	16



Batter	1	2	3	4	5	6	7	8	9	AB R H RBI BB SO LOB	TOP											
Jason Kendall, R OBP: 0.352, SLG: 0.311 (1, 2)	F8		G3			FC5-4 1B		21 L3 1B		4 0 2 0 0 0 0	<p><b>Oakland Athletics @ Toronto Blue Jays</b>  Rogers Centre, Toronto, ON  Wed Jul 06 2005, 7:07 PM EDT  Att: 21,208 - Partly Cloudy - 75 F</p>											
21 Mark Kotsay, L OBP: 0.340, SLG: 0.404 (1, 8)	K		1B			P5		L3		4 0 1 0 0 1 2												
7 Bobby Crosby, R OBP: 0.396, SLG: 0.567 (1, 6)	2B		F9			FC5-4 1-2f		G5-3		4 0 1 0 0 0 2												
3 Eric Chavez, L OBP: 0.335, SLG: 0.446 (1, 5)	G1-3					K				4 0 0 0 0 2 2												
23 Bobby Kielty, S OBP: 0.375, SLG: 0.416 (1, 7)			G4-3			K				4 0 1 0 0 1 0												
Eric Byrnes, R OBP: 0.330, SLG: 0.448 (1, 10)			P5			K				4 0 0 0 0 2 1												
29 Dan Johnson, L OBP: 0.383, SLG: 0.434 (1, 3)			FC1-4 1B			FC1-4 1B				1 0 1 0 2 0 0												
Nick Swisher, S OBP: 0.306, SLG: 0.433 (1, 9)			FC1-4 1-2f			F7		14 G4-6-3 1B		3 0 1 0 0 0 2												
14 Mark Ellis, R OBP: 0.337, SLG: 0.356 (1, 4)			F7			G4-6-3 1-2f		G4-6-3 1-2f		3 0 0 0 0 0 4												
<b>Inning Stats</b>	R: 0 E: 0 K: 1 S: 10	H: 1 LOB: 1 BB: 0 P: 14	R: 0 E: 0 K: 0 S: 6	H: 1 LOB: 1 BB: 0 P: 12	R: 0 E: 0 K: 0 S: 16	H: 1 LOB: 1 BB: 0 P: 24	R: 0 E: 0 K: 3 S: 9	H: 0 LOB: 0 BB: 0 P: 11	R: 0 E: 0 K: 0 S: 6	H: 0 LOB: 0 BB: 1 P: 11	R: 0 E: 0 K: 1 S: 8	H: 1 LOB: 1 BB: 0 P: 10	R: 0 E: 0 K: 0 S: 13	H: 2 LOB: 2 BB: 1 P: 19	R: 0 E: 0 K: 0 S: 6	H: 1 LOB: 0 BB: 0 P: 9	R: 0 E: 0 K: 1 S: 6	H: 0 LOB: 0 BB: 0 P: 9	1B: 6 2B: 2 3B: 0 HR: 0	SF: 0 SAC: 0 DP: 3 HBP: 0	WP: 0 PB: 0 SB: 0 CS: 0	PA: 33
<b>PITCHER</b>	IP WLS BF H R ER SO BB IBB HBP BLK WP HR S P ERA WHIP																					
Ted Lilly, L ERA: 5.42 (1, 1)	7.0 W 27 6 0 0 5 2 0 0 0 0 0 0 68 101 0.00 1.143																					
54 Jason Frasor, R ERA: 2.7 (8, 1)	1.0 H 3 1 0 0 0 0 0 0 0 0 0 0 6 9 0.00 1.000																					
Justin Speier, R ERA: 2.93 (9, 1)	1.0 3 0 0 0 1 0 0 0 0 0 0 0 6 9 0.00 0.000																					

livebaseballscorecards.com

AB	31
R	0
H	7
RBI	0
BB	2
SO	6
LOB	13





BOTTOM

Oakland Athletics @ Toronto Blue Jays

Rogers Centre, Toronto, ON

Wed Jul 06 2005, 7:07 PM EDT  
Att. 21,208 - Partly Cloudy - 75 F

livebaseballscorecards.com

AB 33  
R 8  
H 12  
RBI 8  
BB 4  
SO 3  
LOB 11



WP: 1 PA: 40  
PB: 0  
SB: 0  
CS: 1

AB R H RBI BB SO LOB

4 2 2 1 1 1 2  
4 0 1 0 0 0 2  
1 1 1 2 0 0 0

5 1 2 3 0 0 2

4 0 0 1 0 0 1

4 0 1 0 0 0 0

3 1 1 0 1 0 2

3 0 1 0 0 1 1

2 1 0 1 1 1 1

3 2 3 0 1 0 0

1B: 6 SF: 2  
2B: 5 SAC: 0  
3B: 0 DP: 0  
HR: 1 HBP: 1

Table with columns for Batter, Inning (1-9), and statistical data. Each batter's entry includes their name, stats, and a diamond diagram showing the game situation.

Inning Stats table showing R, H, E, K, S for each inning.

PITCHER table with columns for PITCHER, IP, WLS, BF, H, R, ER, SO, BB, IBB, HBP, BLK, WP, HR, S, P, ERA, WHIP.

Batter	1	2	3	4	5	6	7	8	9	AB	R	H	RBI	BB	SO	LOB	TOP										
Jason Kendall, R OBP: 0.354, SLG: 0.313 (1, 2)	1-2 7 S 1B		1-1 G5-3		2-0 CS 1-2	1-2 3 BB 1B	3-2 F9			4	0	2	0	0	0	2											
21 Mark Kotsay, L OBP: 0.336, SLG: 0.399 (1, 8)	1-1 F7		0-0 F9			3-2 F9		3-3 K		4	0	0	0	0	1	2											
7 Bobby Crosby, R OBP: 0.385, SLG: 0.550 (1, 6)	1 SAFE 3-3 K 1-2		2-2 F8			2-1 F7		2-3 K		4	0	0	0	0	2	2											
3 Eric Chavez, L OBP: 0.337, SLG: 0.444 (1, 5)	1-3 K			0-1 G3-1		4-1 BB 1-2		4-1 BB		2	0	0	0	2	1	1											
23 Bobby Kielty, S OBP: 0.373, SLG: 0.413 (1, 9) (7, 7)		3-1 HR 1B		2-2 P3		2-2 P5		3-1 G3		4	1	1	0	0	0	3											
Eric Byrnes, R OBP: 0.332, SLG: 0.464 29 Dan Johnson, L OBP: 0.377, SLG: 0.426 (7, PH) (7, 3)		2-2 HR		1-0 P3			2-1 G4-3		3-2 L9	2	1	1	2	0	0	0											
Nick Swisher, S OBP: 0.305, SLG: 0.429 (1, 3) (7, 9)		0-3 K			2-2 P3		3-1 14 2B 1B		1-3 K	4	0	1	0	0	2	0											
Keith Ginter, R OBP: 0.260, SLG: 0.289 Scott Hatteberg, L OBP: 0.361, SLG: 0.371 (7, PH) (7, 10)		0-3 K			0-1 P6		1-2 F9		3-3 K	2	0	0	0	0	1	0											
14 Mark Ellis, R OBP: 0.342, SLG: 0.367 (1, 4)		0-1 G6-3			3-2 CS 1B		2-0 1-3 2B			3	0	2	0	0	0	0											
<b>Inning Stats</b>	R: 0 E: 0 K: 2 S: 13	H: 1 LOB: 1 BB: 0 P: 19	R: 2 E: 0 K: 2 S: 15	H: 2 LOB: 0 BB: 0 P: 20	R: 0 E: 0 K: 0 S: 9	H: 0 LOB: 0 BB: 0 P: 12	R: 0 E: 0 K: 0 S: 6	H: 0 LOB: 0 BB: 0 P: 9	R: 0 E: 0 K: 0 S: 8	H: 1 LOB: 0 BB: 0 P: 15	R: 0 E: 0 K: 0 S: 16	H: 1 LOB: 2 BB: 1 P: 28	R: 0 E: 0 K: 0 S: 13	H: 2 LOB: 2 BB: 0 P: 24	R: 0 E: 0 K: 2 S: 9	H: 0 LOB: 1 BB: 1 P: 21	R: 0 E: 0 K: 2 S: 10	H: 0 LOB: 0 BB: 0 P: 17	1B: 5 2B: 1 HR: 1	SF: 0 SAC: 0 DP: 0 HBP: 0	WP: 0 PB: 0 SB: 1 CS: 1	PA: 36					
<b>PITCHER</b>	IP	WLS	BF	H	R	ER	SO	BB	IBB	HBP	BLK	WP	HR	S	P	ERA	WHIP										
39 Gustavo Chacin, L ERA: 3.57 (1, 1)	5.2	W	22	5	2	2	4	1	0	0	0	0	1	64	98	3.18	1.059										
Vinnie Chulk, R ERA: 4.08 (6, 1)	1.0	H	5	2	0	0	0	0	0	0	0	0	0	12	22	0.00	2.000										
Pete Walker, R ERA: 2.65 (7, 1)	0.1	H	1	0	0	0	0	0	0	0	0	0	0	4	7	0.00	0.000										
Scott Schoeneweis, L ERA: 4.61 (8, 1)	0.2	H	3	0	0	0	2	1	0	0	0	0	0	7	16	0.00	1.500										
Miguel Batista, R ERA: 3.0 (8, 1)	1.1	S	4	0	0	0	2	0	0	0	0	0	0	12	22	0.00	0.000										

Oakland Athletics @ Toronto Blue Jays  
Rogers Centre, Toronto, ON  
Thu Jul 07 2005, 7:07 PM EDT  
Att. 22,339 - Clear - 77 F

livebaseballscorecards.com

AB	33
R	2
H	7
RBI	2
BB	2
SO	8
LOB	11



Batter	1	2	3	4	5	6	7	8	9
8 Russ Adams, L OBP: 0.309, SLG: 0.437 (1, 6) C B X	1-1 G4-3 1B		0-2 K		2-0 F9	4-2 1B BB		3-2 L8	
Frank Catalanotto, L OBP: 0.359, SLG: 0.398 (1, 10) 1 SAFE C B X	1-1 G4-3 1-2		4-1 BB		0-1 10 HR 2B	3-1 1-2 2-3 3-H 1B			
10 Vernon Wells, R OBP: 0.313, SLG: 0.478 (1, 8) B D B B	4-0 BB		0-2 L8		2-2 2-H 3-H HR	1-1 P3			
2 Aaron Hill, R OBP: 0.405, SLG: 0.484 (1, 5) B X	1-0 F7			2-0 F7	1-1 9 BB 1B	0-1 F8			
9 Gregg Zaun, S OBP: 0.368, SLG: 0.417 (1, 2) S B F F C	1-3 K			2-2 2B	4-0 BB		1-2 P6		
Eric Hinske, L OBP: 0.322, SLG: 0.385 (1, 3) S X		0-1 F8		1-3 K	1-1 G3-1		2-1 G4-3		
3 Reed Johnson, R OBP: 0.344, SLG: 0.451 (1, 9) (9, 7) C D B X		1-2 F9		0-3 K		4-1 G6-3 1B BB	3-1 G5-3		
Gabe Gross, L OBP: 0.324, SLG: 0.324 15 Alex Rios, R OBP: 0.323, SLG: 0.428 (8, PH) (9, 9) S B B B X		3-2 F7			3-2 P4	4-2 1B G6-3 BB	2-1 F8		
Frank Menechino, R OBP: 0.379, SLG: 0.361 (1, 4) C B B F F C			3-3 K		4-2 2B 10 HR BB	1-2 G6-3	1-3 K		

Inning Stats	R: 0	H: 1	E: 0	K: 1	S: 9	LOB: 2	BB: 1	P: 17	R: 0	H: 0	E: 0	K: 0	S: 9	LOB: 0	BB: 0	P: 13	R: 0	H: 0	E: 0	K: 2	S: 11	LOB: 1	BB: 1	P: 18	R: 0	H: 1	E: 0	K: 2	S: 11	LOB: 1	BB: 0	P: 16	R: 3	H: 3	E: 0	K: 0	S: 18	LOB: 2	BB: 2	P: 35	R: 1	H: 1	E: 0	K: 0	S: 14	LOB: 3	BB: 3	P: 31	R: 0	H: 0	E: 0	K: 0	S: 7	LOB: 0	BB: 0	P: 13	R: 0	H: 0	E: 0	K: 1	S: 11	LOB: 0	BB: 0	P: 17
--------------	------	------	------	------	------	--------	-------	-------	------	------	------	------	------	--------	-------	-------	------	------	------	------	-------	--------	-------	-------	------	------	------	------	-------	--------	-------	-------	------	------	------	------	-------	--------	-------	-------	------	------	------	------	-------	--------	-------	-------	------	------	------	------	------	--------	-------	-------	------	------	------	------	-------	--------	-------	-------

PITCHER	IP	WLS	BF	H	R	ER	SO	BB	IBB	HBP	BLK	WP	HR	S	P	ERA	WHIP
40 Rich Harden, R ERA: 2.53 (1, 1)	5.0	L	26	5	4	4	5	6	0	0	0	0	1	61	110	7.20	2.200
Ricardo Rincon, L ERA: 4.15 (6, 1)	0.1		3	1	0	0	0	1	0	0	0	0	0	7	15	0.00	6.000
50 Kiko Calero, R ERA: 4.63 (6, 1)	1.2		5	0	0	0	0	0	0	0	0	0	0	11	18	0.00	0.000
47 Ron Flores, L ERA: (8, 1)	1.0		3	0	0	0	1	0	0	0	0	0	0	11	17	0.00	0.000

**BOTTOM**

**Oakland Athletics @ Toronto Blue Jays**  
Rogers Centre, Toronto, ON

Thu Jul 07 2005, 7:07 PM EDT  
Att. 22,339 - Clear - 77 F

AB	R	H	RBI	BB	SO	LOB
4	0	1	0	1	1	1
3	1	2	1	1	0	1
3	1	1	3	1	0	4
4	0	1	0	0	0	5
3	0	1	0	1	1	2
4	0	0	0	0	1	3
3	1	0	0	1	1	1
2	0	0	0	1	0	0
1	0	0	0	0	0	0
3	1	0	0	1	2	2

AB	30
R	4
H	6
RBI	4
BB	7
SO	6
LOB	19

livebaseballscores.com



WP	PA
0	37
PB	0
SB	0
CS	0

Batter	1	2	3	4	5	6	7	8	9	AB R H RBI BB SO LOB	TOP																								
8 Russ Adams, L OBP: 0.307, SLG: 0.429 (1, 6)	1-2 L8	1-3 K	4-2 BB			2-2 FC4-6 FC4			2-1 G5-3	4 0 0 0 1 1 3																									
Frank Catalanotto, L OBP: 0.355, SLG: 0.394 (1, 10)	1-3 K2-3	2-1 10 BB 1B	1-0 F9			3-2 FC4			0-1 F8	5 1 1 1 0 1 3																									
10 Vernon Wells, R OBP: 0.314, SLG: 0.475 (1, 8)	1-1 G6-3	4-2 1B BB				0-3 K			1-2 1B	4 0 1 0 1 1 1																									
Shea Hillenbrand, R OBP: 0.359, SLG: 0.438 (1, 5)		2-3 HBP 1B				1-3 K			0-0 F8	4 1 1 2 0 1 1																									
9 Gregg Zaun, S OBP: 0.370, SLG: 0.414 (1, 2)		2B 1B BB				0-0 F7			1-2 G3	2 1 0 0 2 0 0																									
Gabe Gross, L OBP: 0.293, SLG: 0.289 (1, 7)		K P6				0-2 G6-3			2-3 K	4 0 0 0 0 2 5																									
Eric Hinske, L OBP: 0.321, SLG: 0.387 (1, 3)		2-2 15 BB 2B	2-3 K			2-3 K			2-2 K	4 1 1 1 0 3 0																									
15 Alex Rios, R OBP: 0.322, SLG: 0.425 (1, 9)		0-1 1B 1B	1-3 K			0-0 G1-3			1-3 K	4 1 1 2 0 2 0																									
Frank Menechino, R OBP: 0.393, SLG: 0.365 John McDonald, R OBP: 0.326, SLG: 0.313 (1, 4) (8, 4)	1 SAFE 0-2 10 BB 1B	0-2 1B 1B	4-2 8 BB BB			4-0 8 FC4-6 BB			1-1 F9	2 1 1 0 2 0 0 0 0 0 0 0 0 0																									
<b>Inning Stats</b>	R: 0 E: 0 K: 1 S: 9	H: 0 LOB: 0 BB: 0 P: 12	R: 6 E: 0 K: 2 S: 34	H: 5 LOB: 3 BB: 3 P: 54	R: 0 E: 0 K: 2 S: 16	H: 0 LOB: 2 BB: 2 P: 28	R: 0 E: 0 K: 1 S: 6	H: 0 LOB: 0 BB: 0 P: 9	R: 0 E: 0 K: 1 S: 9	H: 0 LOB: 0 BB: 0 P: 11	R: 0 E: 0 K: 1 S: 10	H: 0 LOB: 1 BB: 1 P: 19	R: 0 E: 0 K: 1 S: 9	H: 0 LOB: 0 BB: 0 P: 12	R: 0 E: 0 K: 2 S: 8	H: 0 LOB: 0 BB: 0 P: 12	R: 0 E: 0 K: 0 S: 9	H: 1 LOB: 1 BB: 0 P: 12	1B: 5 2B: 1 3B: 0 HR: 0	SF: 0 SAC: 0 DP: 0 HBP: 1	WP: 0 PB: 0 SB: 0 CS: 0	PA: 40													
<b>PITCHER</b> John Wasdin, R ERA: 3.29 53 Joaquín Benoit, R ERA: 0.83 32 Ron Mahay, L ERA: 6.51 Doug Brocail, R ERA: 4.54 Brian Shouse, L ERA: 3.99	IP 1.2 2.1 1.2 2.1 0.2	WLS 0 0 0 0 0	BF 13 10 6 7 2	H 5 0 0 0	R 6 0 0 0	ER 6 0 0 0	SO 3 3 1 4 0	BB 2 3 1 0 0	IBB 0 0 0 0 0	HBP 1 0 0 0 0	BLK 0 0 0 0 0	WP 0 0 0 0 0	HR 0 0 0 0 0	S 38 27 16 20 4	P 57 46 27 27 6	ERA 32.40 0.00 0.00 0.00 0.00	WHIP 4.200 1.286 0.600 0.000 0.000	<b>PITCHER</b> Francisco Cordero, R ERA: 3.53 (9, 1)	IP 0.1	WLS W	BF 2	H 1	R 0	ER 0	SO 0	BB 0	IBB 0	HBP 0	BLK 0	WP 0	HR 0	S 5	P 6	ERA 0.00	WHIP 3.000

Toronto Blue Jays @ Texas Rangers  
Ameriquet Field, Arlington, TX

Fri Jul 08 2005, 8:05 PM EDT  
Att. 30,242 - Clear - 91 F

livebaseballscorecards.com



Batter	1	2	3	4	5	6	7	8	9	AB	R	H	RBI	BB	SO	LOB
David Dellucci, L (1, 10) OBP: 0.406, SLG: 0.537	1-3 K	2-3 K		1-3 K	2-2 G4-3			1-3 K		5	0	0	0	0	4	6
10 Michael Young, R (1, 6) OBP: 0.379, SLG: 0.530	2-0 HR	0-2 1B		2-2 9 1B 3B		2-1 G4-3		0-0 23 G5-4-3 1B		5	2	4	3	0	0	0
23 Mark Teixeira, S (1, 3) OBP: 0.356, SLG: 0.542	0-2 G3	3-3 K		1-0 9 1B HBP		3-2 1B		1-2 G5-4-3 1B		4	0	1	0	0	1	4
9 Hank Blalock, L (1, 5) OBP: 0.345, SLG: 0.477	0-1 1B		0-0 HR	0-2 FC6-4 1B		2-0 F7			0-1 E5 1B	5	2	3	2	0	0	1
Alfonso Soriano, R (1, 4) OBP: 0.308, SLG: 0.527	0-1 1B		1-0 G6-3	2-0 FC6-4 1B		3-1 F8			0-1 E S FC6 1B	5	1	2	1	0	0	3
Kevin Mench, R (1, 7) OBP: 0.352, SLG: 0.540	0-3 K		2-1 G1-3		1-1 G6-3 1B 1B				0-0 F9	5	0	1	0	0	1	3
Laynce Nix, L (1, 8) OBP: 0.269, SLG: 0.399		0-0 E4 1B 10 1B G5-3	1-0 L9		1-2 G6-3 1B				4-0 F7	4	1	1	0	1	0	0
Rod Barajas, R (1, 2) OBP: 0.319, SLG: 0.417		1-2 G5-3		0-2 FC3-6 1B	1-2 G6-3				1-3 FC6 IBB	5	0	1	1	0	1	4
Gary Matthews, S (1, 9) OBP: 0.289, SLG: 0.402		0-2 10 1B 1B		0-0 FC3-6 10 3B	4-1 BB				1-1 FC6	2	1	1	0	2	0	1

Inning Stats	R: 1	H: 3	LOB: 2	K: 2	S: 15	R: 1	H: 2	LOB: 2	K: 2	S: 17	R: 1	H: 1	LOB: 0	K: 0	S: 5	R: 2	H: 3	LOB: 2	K: 1	S: 14	R: 0	H: 2	LOB: 2	K: 0	S: 12	R: 0	H: 1	LOB: 1	K: 0	S: 8	R: 0	H: 0	LOB: 0	K: 1	S: 9	R: 0	H: 1	LOB: 1	K: 1	S: 9	R: 2	H: 1	LOB: 2	K: 0	S: 7	1B: 11	SF: 0	2B: 0	SAC: 0	3B: 1	DP: 2	HR: 2	HBP: 1	WP: 0	PA: 44
--------------	------	------	--------	------	-------	------	------	--------	------	-------	------	------	--------	------	------	------	------	--------	------	-------	------	------	--------	------	-------	------	------	--------	------	------	------	------	--------	------	------	------	------	--------	------	------	------	------	--------	------	------	--------	-------	-------	--------	-------	-------	-------	--------	-------	--------

PITCHER	IP	WLS	BF	H	R	ER	SO	BB	IBB	HBP	BLK	WP	HR	S	P	ERA	WHIP
32 Roy Halladay, R (1, 1) ERA: 2.41	2.2		15	6	3	2	4	0	0	0	0	0	2	36	48	6.75	2.250
54 Jason Frasor, R (3, 1) ERA: 3.08	1.1		8	3	2	2	1	0	0	1	0	0	0	15	22	13.50	2.250
Pete Walker, R (5, 1) ERA: 2.55	2.0	H	9	3	0	0	0	1	0	0	0	0	0	20	38	0.00	2.000
Justin Speier, R (7, 1) ERA: 2.81	1.1	H	5	0	0	0	2	1	0	0	0	0	0	13	21	0.00	0.750
Scott Schoeneweis, L (8, 1) ERA: 4.5	0.2	H	2	1	0	0	0	0	0	0	0	0	0	5	6	0.00	1.500

**Toronto Blue Jays @ Texas Rangers**  
 Ameriquet Field, Arlington, TX  
 Fri Jul 08 2005, 8:05 PM EDT  
 Att. 30,242 - Clear - 91 F

livebaseballscorecards.com

AB	40
R	7
H	14
RBI	7
BB	3
SO	7
LOB	22



Batter	1	2	3	4	5	6	7	8	9	AB R H RBI BB SO LOB	TOP											
3 Reed Johnson, R OBP: 0.341, SLG: 0.445 (1, 7) C B B B X	3-1 F9 10 1B	3-1 G1-3			1-1 G6-3		0-1 G4-3		2-2 10 1B 15 1B	5 1 1 0 0 0 1												
15 Alex Rios, R OBP: 0.323, SLG: 0.428 (1, 9) B X	1-0 10 1B 2B		0-0 G6-3		2-3 K			1-1 F9	3-2 10 E 10 1B 2 SF9	5 2 2 1 0 1 0												
10 Vernon Wells, R OBP: 0.318, SLG: 0.477 (1, 8) X	0-0 HR 2-H 1B		2-1 G6-4-3 1B		1-2 F7			0-0 F9	0-0 E8 DI 1B	5 1 3 3 0 0 0												
Shea Hillenbrand, R OBP: 0.358, SLG: 0.446 (1, 3) Eric Hinske, L OBP: 0.319, SLG: 0.384 (7, 3) C C B F B X	2-2 1-H HR		0-0 G6-4-3 1-2f			0-1 G4-3		0-2 L5	3-3 K	3 1 1 2 0 0 1 2 0 0 0 0 1 2												
2 Aaron Hill, R OBP: 0.399, SLG: 0.478 (1, 5) B B X	2-0 G1-3			0-0 G1-3		0-3 K			HBP HR 1B SF9	4 1 1 1 0 1 0												
Frank Menechino, R OBP: 0.402, SLG: 0.371 (1, 4) C B B B X	3-1 G4-3			3-1 FC4-6 1B		1-0 1B			HR HBP K	4 1 2 0 0 1 1												
Frank Catalanotto, L OBP: 0.358, SLG: 0.414 (1, 10) C B B X			2-1 2B		0-1 FC4-6 1B 1-2f		3-3 K		0-1 HR 1B	4 1 2 3 0 1 2												
John McDonald, R OBP: 0.333, SLG: 0.322 (1, 6) C C B C X			2-2 G6-3		1-0 SAFE 1-2 1B			0-2 G6-3	0-1 3 1B 15 1B 1B	4 1 2 0 0 0 1												
Ken Huckaby, R OBP: 0.212, SLG: 0.164 (1, 2) B B X			2-0 L9		0-0 G6-3			1-0 G6-3	0-0 15 1B 10 1B 3 1B 1B	4 1 1 0 0 0 3												
<b>Inning Stats</b>	R: 3 E: 0 K: 0 S: 12	H: 3 LOB: 0 BB: 0 P: 23	R: 0 E: 0 K: 0 S: 8	H: 1 LOB: 1 BB: 0 P: 17	R: 0 E: 0 K: 0 S: 4	H: 1 LOB: 0 BB: 0 P: 6	R: 0 E: 0 K: 0 S: 7	H: 2 LOB: 2 BB: 0 P: 11	R: 0 E: 0 K: 1 S: 8	H: 0 LOB: 0 BB: 0 P: 12	R: 0 E: 0 K: 2 S: 10	H: 1 LOB: 1 BB: 0 P: 14	R: 0 E: 0 K: 0 S: 6	H: 0 LOB: 0 BB: 0 P: 7	R: 0 E: 0 K: 0 S: 6	H: 0 LOB: 0 BB: 0 P: 7	R: 7 E: 1 K: 2 S: 25	H: 7 LOB: 1 BB: 0 P: 38	1B: 11 2B: 2 3B: 0 HR: 2	SF: 1 SAC: 0 DP: 1 HBP: 1	WP: 0 PB: 0 SB: 0 CS: 0	PA: 42
<b>PITCHER</b>	IP WLS BF H R ER SO BB IBB HBP BLK WP HR S P ERA WHIP															<b>PITCHER</b>	IP WLS BF H R ER SO BB IBB HBP BLK WP HR S P ERA WHIP					
Kenny Rogers, L ERA: 2.54 (1, 1)	7.0 W 28 8 3 3 3 0 0 0 0 0 1 55 90 3.86 1.143																					
43 Kameron Loe, R ERA: 4.26 (8, 1)	1.0 3 0 0 0 0 0 0 0 0 0 0 0 6 7 0.00 0.000																					
Juan Dominguez, R ERA: 5.11 (9, 1)	0.0 5 4 5 5 0 0 0 0 1 0 0 1 7 9 ∞ ∞																					
Doug Brocail, R ERA: 4.76 (9, 1)	0.0 2 2 0 0 0 0 0 0 0 0 0 0 9 14 ∞ ∞																					
Francisco Cordero, R ERA: 3.44 (9, 1)	1.0 S 4 1 2 1 2 0 0 0 0 0 0 9 15 9.00 1.000																					

Toronto Blue Jays @ Texas Rangers  
Ameriquest Field, Arlington, TX

Sat Jul 09 2005, 8:05 PM EDT  
Att. 36,285 - Clear - 91 F

livebaseballscorecards.com

AB	40
R	10
H	15
RBI	10
BB	0
SO	5
LOB	11



Batter	1	2	3	4	5	6	7	8	9	AB	R	H	RBI	BB	SO	LOB	BOTTOM
--------	---	---	---	---	---	---	---	---	---	----	---	---	-----	----	----	-----	--------

<b>Gary Matthews, S</b> (1, 8) <small>OBP: 0.287, SLG: 0.413</small>	 <small>1-1</small>		 <small>1-2</small>	 <small>1-3</small>		 <small>1-1</small>		 <small>1-2</small>		5	2	1	2	0	1	3	<b>Toronto Blue Jays @ Texas Rangers</b> <b>Ameriquet Field, Arlington, TX</b> <small>Sat Jul 09 2005, 8:05 PM EDT</small> <small>Att. 36,285 - Clear - 91 F</small>	
<b>10 Michael Young, R</b> (1, 6) <b>Marshall McDougall, R</b> (9, 4) <small>OBP: 0.377, SLG: 0.528</small> <small>OBP: 0.400, SLG: 0.400</small>	 <small>1-0</small>		 <small>1-2</small>	 <small>1-0</small>		 <small>2-3</small>		 <small>0-0</small>		5	1	1	0	0	1	3		<a href="http://livebaseballscorecards.com">livebaseballscorecards.com</a>
<b>23 Mark Teixeira, S</b> (1, 3) <small>OBP: 0.362, SLG: 0.563</small>	 <small>0-3</small>		 <small>0-0</small>	 <small>2-1</small>		 <small>1-0</small>		 <small>2-1</small>		5	3	4	6	0	1	0		
<b>9 Hank Blalock, L</b> (1, 5) <small>OBP: 0.346, SLG: 0.477</small>		 <small>3-2</small>	 <small>4-1</small>	 <small>2-3</small>		 <small>2-2</small>		 <small>1-0</small>		4	1	1	0	1	1	1		
<b>Alfonso Soriano, R</b> (1, 10) <small>OBP: 0.307, SLG: 0.533</small>		 <small>2-2</small>	 <small>2-0</small>		 <small>0-0</small>	 <small>0-2</small>				4	1	1	3	0	0	1		
<b>Kevin Mench, R</b> (1, 7) <small>OBP: 0.354, SLG: 0.550</small>		 <small>3-2</small>	 <small>3-1</small>		 <small>2-2</small>		 <small>3-2</small>			4	1	2	1	0	0	0		
<b>Richard Hidalgo, R</b> (1, 9) <small>OBP: 0.285, SLG: 0.407</small>			 <small>0-1</small>		 <small>1-0</small>		 <small>2-1</small>			4	0	2	0	0	0	0		
<b>Rod Barajas, R</b> (1, 2) <small>OBP: 0.318, SLG: 0.418</small>			 <small>1-1</small>			 <small>0-0</small>	 <small>1-0</small>			4	1	1	0	0	0	3		
<b>Mark DeRosa, R</b> (1, 4) <small>OBP: 0.280, SLG: 0.318</small>			 <small>1-1</small>	 <small>0-1</small>		 <small>4-1</small>	 <small>1-0</small>			3	2	2	0	1	0	1		

Inning Stats	R: 0	H: 0	E: 0	LOB: 0	K: 1	S: 6	P: 8	R: 0	H: 0	E: 0	LOB: 0	K: 0	S: 10	P: 18	R: 7	H: 7	E: 0	LOB: 1	K: 0	S: 23	P: 41	R: 2	H: 2	E: 0	LOB: 0	K: 2	S: 11	P: 17	R: 0	H: 0	E: 0	LOB: 0	K: 0	S: 5	P: 8	R: 3	H: 3	E: 0	LOB: 1	K: 1	S: 16	P: 26	R: 0	H: 2	E: 0	LOB: 1	K: 0	S: 7	P: 14	R: 0	H: 1	E: 0	LOB: 1	K: 0	S: 7	P: 11	1B: 7	SF: 0	2B: 3	SAC: 0	3B: 0	DP: 1	HR: 5	HBP: 0	WP: 0	PA: 40
--------------	------	------	------	--------	------	------	------	------	------	------	--------	------	-------	-------	------	------	------	--------	------	-------	-------	------	------	------	--------	------	-------	-------	------	------	------	--------	------	------	------	------	------	------	--------	------	-------	-------	------	------	------	--------	------	------	-------	------	------	------	--------	------	------	-------	-------	-------	-------	--------	-------	-------	-------	--------	-------	--------

PITCHER	IP	WLS	BF	H	R	ER	SO	BB	IBB	HBP	BLK	WP	HR	S	P	ERA	WHIP
<b>37 Scott Downs, L</b> (1, 1) <small>ERA: 6.75</small>	2.2	L	13	4	5	5	1	1	0	0	0	0	1	31	51	16.88	1.875
<b>Justin Miller, R</b> (3, 1) <small>ERA: 15.43</small>	2.1		12	5	4	4	2	0	0	0	0	0	3	24	41	15.43	2.143
<b>22 Brandon League, R</b> (6, 1) <small>ERA: 7.94</small>	2.0		11	5	3	3	1	1	0	0	0	0	1	23	40	13.50	3.000
<b>Vinnie Chulk, R</b> (8, 1) <small>ERA: 3.98</small>	1.0		4	1	0	0	0	0	0	0	0	0	0	7	11	0.00	1.000



Toronto Blue Jays @ Texas Rangers  
 Ameritrust Field, Arlington, TX

Sun Jul 10 2005, 2:05 PM EDT  
 Att: 25,767 - Partly Cloudy - 89 F

livebaseballscorecards.com

AB	40
R	8
H	13
RBI	8
BB	4
SO	7
LOB	23



WP:	0	PA:	45
PB:	0		
SB:	1		
CS:	0		

Batter	1	2	3	4	5	6	7	8	9	AB	R	H	RBI	BB	SO	LOB									
8 Russ Adams, L (1, 6) OBP: 0.309, SLG: 0.425	0-1 F8		0-1 1B		4-2 10 2B BB	0-3 K		2-2 G4-3		4	1	1	0	1	1	2									
Frank Catalanotto, L (1, 7) OBP: 0.355, SLG: 0.406	0-1 F9		3-1 F7		4-1 10 2B BB		1-2 L3		1-2 F7	4	1	0	0	1	0	1									
10 Vernon Wells, R (1, 8) OBP: 0.319, SLG: 0.479	2-2 G6-3		1-3 K		1-0 FC6-5 2B		2-0 P4		0-0 2 E HBP 1B	5	1	2	3	0	1	1									
Shea Hillenbrand, R (1, 10) OBP: 0.364, SLG: 0.451		4-0 9 1B BB		2-2 9 1B BB	1-0 FC6-5 2 E		2-2 2B		1-1 2 E HBP	3	2	2	0	1	0	1									
2 Aaron Hill, R (1, 5) OBP: 0.393, SLG: 0.476		2-3 K		0-1 F9	0-0 E1 9 L3		1-1 G5-3		1-1 E4 2B	5	1	1	2	0	1	4									
9 Gregg Zaun, S (1, 2) OBP: 0.378, SLG: 0.420		1-1 15 FC6-4 1B		1-2 1B	3-1 L3			3-2 2B 15 G6-3 1B	4	1	3	1	1	0	2										
Eric Hinske, L (1, 3) OBP: 0.321, SLG: 0.391		2-3 K		1-3 K		2-1 L9		2-1 15 G6-3 2B	5	0	2	1	0	2	3										
15 Alex Rios, R (1, 9) OBP: 0.318, SLG: 0.420		3-1 FC6-4 1B		1-3 K		1-2 G3		0-0 G6-3	5	0	0	1	0	2	6										
John McDonald, R (1, 4) OBP: 0.340, SLG: 0.330			0-1 G4-3		2-2 8 BB 10 2B 1B		1-2 1B		0-0 G1-3	4	1	2	0	0	0	1									
3 Reed Johnson, R (9, PH) OBP: 0.339, SLG: 0.443									3-1 G5-3	1	0	0	0	0	0	2									
<b>Inning Stats</b>	R: 0 E: 0 K: 0 S: 8	H: 0 LOB: 0 BB: 0 P: 10	R: 0 E: 0 K: 2 S: 14	H: 1 LOB: 2 BB: 1 P: 26	R: 0 E: 0 K: 1 S: 10	H: 1 LOB: 1 BB: 0 P: 14	R: 1 E: 0 K: 2 S: 15	H: 2 LOB: 1 BB: 0 P: 20	R: 3 E: 1 K: 0 S: 12	H: 2 LOB: 1 BB: 2 P: 27	R: 0 E: 0 K: 1 S: 11	H: 1 LOB: 1 BB: 0 P: 15	R: 0 E: 0 K: 0 S: 9	H: 1 LOB: 1 BB: 0 P: 15	R: 1 E: 0 K: 0 S: 10	H: 2 LOB: 1 BB: 0 P: 17	R: 3 E: 1 K: 1 S: 19	H: 3 LOB: 2 BB: 1 P: 29	1B: 8 2B: 6 3B: 0 HR: 0	SF: 0 SAC: 0 DP: 1 HBP: 1	WP: 0 PB: 0 SB: 1 CS: 0	PA: 45			
<b>PITCHER</b>	IP	WLS	BF	H	R	ER	SO	BB	IBB	HBP	BLK	WP	HR	S	P	ERA	WHIP								
Chris Young, R (1, 1) ERA: 4.01	4.0		21	6	4	4	5	3	0	0	0	0	0	55	89	9.00	2.250								
Ricardo Rodriguez, R (5, 1) ERA: 3.82	3.0		13	4	1	1	1	0	0	0	0	0	0	29	48	3.00	1.333								
43 Kameron Loe, R (8, 1) ERA: 4.1	1.0	W	3	0	0	0	0	0	0	0	0	0	0	5	7	0.00	0.000								
Francisco Cordero, R (9, 1) ERA: 4.06	1.0		8	3	3	3	1	1	0	1	0	0	0	19	29	27.00	4.000								



Batter	1	2	3	4	5	6	7	8	9
David Dellucci, L (1, 10) OBP: 0.405, SLG: 0.534	1-0 G4-3		1-3 K		0-1 10 1B 9 1B	0-3 K		1-1 23 10 G3-1 HR 1B	
10 Michael Young, R (1, 6) OBP: 0.377, SLG: 0.529	2-3 K		3-1 9 2B 2B		1-0 23 9 1B 1B		0-1 L4	1-2 G3-1	
23 Mark Teixeira, S (1, 3) OBP: 0.362, SLG: 0.568	1-1 F9		1-3 K		4-2 9 1B BB		0-0 E6 WP 9 SS	1-0 2-H HR	
9 Hank Blalock, L (1, 5) OBP: 0.346, SLG: 0.479		0-0 L9	1-1 2-H 2B		0-0 1-3 2-H 3-H 1B		1-3 SAFE K	0-3 K	
Kevin Mench, R (1, 7) OBP: 0.356, SLG: 0.551		1-2 2B 2B	0-1 P3		0-0 P4		4-0 2-3 IBB		
Gary Matthews, S (1, 9) OBP: 0.286, SLG: 0.415		0-0 G3 1B 2B		1-2 G4-3	0-0 P5		1-3 K		
Laynce Nix, L (1, 8) OBP: 0.269, SLG: 0.401		3-1 G3		1-2 F7		1-0 2B		0-1 F9	
Sandy Alomar Jr., R (1, 2) OBP: 0.337, SLG: 0.342		1-2 3-H 1B		0-0 P6		0-2 L7		4-2 HR BB	
Mark DeRosa, R (1, 4) OBP: 0.278, SLG: 0.375		0-1 P4			0-0 G4-3	1-2 F8		1-0 1-H HR	

Inning Stats	R: 0	H: 0	E: 0	K: 1	S: 9	LOB: 0	BB: 0	P: 13	R: 2	H: 3	E: 0	K: 0	S: 14	LOB: 1	BB: 0	P: 19	R: 1	H: 2	E: 0	K: 2	S: 14	LOB: 1	BB: 0	P: 20	R: 0	H: 0	E: 0	K: 0	S: 7	LOB: 0	BB: 0	P: 9	R: 2	H: 3	E: 0	K: 0	S: 13	LOB: 2	BB: 1	P: 18	R: 0	H: 1	E: 0	K: 1	S: 10	LOB: 1	BB: 0	P: 12	R: 0	H: 0	E: 1	K: 2	S: 11	LOB: 2	BB: 1	P: 17	R: 4	H: 3	E: 0	K: 1	S: 18	LOB: 0	BB: 1	P: 25
--------------	------	------	------	------	------	--------	-------	-------	------	------	------	------	-------	--------	-------	-------	------	------	------	------	-------	--------	-------	-------	------	------	------	------	------	--------	-------	------	------	------	------	------	-------	--------	-------	-------	------	------	------	------	-------	--------	-------	-------	------	------	------	------	-------	--------	-------	-------	------	------	------	------	-------	--------	-------	-------

PITCHER															PITCHER																																																							
IP	WLS	BF	H	R	ER	SO	BB	IBB	HBP	BLK	WP	HR	S	P	ERA	WHIP	IP	WLS	BF	H	R	ER	SO	BB	IBB	HBP	BLK	WP	HR	S	P	ERA	WHIP																																					
Josh Towers, R (1, 1) ERA: 4.51	6.0		28	9	5	5	4	1	0	0	0	0	67	91	7.50	1.667	Scott Schoeneweis, L (7, 1) ERA: 4.3	1.1		6	0	0	0	2	0	1	0	0	1	0	13	19	0.00	0.000	54 Jason Frasor, R (8, 1) ERA: 3.76	0.1	L	4	2	2	2	0	1	0	0	0	0	1	12	18	54.00	9.000	Justin Speier, R (8, 1) ERA: 3.06	0.1		2	1	2	2	1	0	0	0	0	0	1	4	5	54.00	3.000

AB R H RBI BB SO LOB

5	2	2	0	0	2	1
5	2	2	0	0	1	1
4	1	1	2	1	1	1
5	0	2	3	0	2	1
3	1	1	0	1	0	3
4	1	1	1	0	1	4
4	0	1	0	0	0	1
3	1	1	1	1	0	1
4	1	1	2	0	0	2

AB	37
R	9
H	12
RBI	9
BB	3
SO	7
LOB	15



1B: 5	SF: 0	WP: 1	PA: 40
2B: 5	SAC: 0	PB: 0	
3B: 0	DP: 0	SB: 1	
HR: 2	HBP: 0	CS: 0	

Toronto Blue Jays @ Texas Rangers  
 Ameriquest Field, Arlington, TX  
 Sun Jul 10 2005, 2:05 PM EDT  
 Att. 25,767 - Partly Cloudy - 89 F

livebaseballscorecards.com

Batter	1	2	3	4	5	6	7	8	9	AB R H RBI BB SO LOB	TOP											
13 Carl Crawford, L OBP: 0.318, SLG: 0.441 (1, 7)	0-2 1B		0-2 G2-3			0-0 SH2-3		1-2 3 1B HBP		2 1 1 0 0 0 0												
Julio Lugo, R OBP: 0.346, SLG: 0.365 (1, 6)	1-2 F8			0-2 G1-4-3 1B		0-0 P3		0-0 SH3-4		3 0 1 0 0 0 2												
3 Jorge Cantu, R OBP: 0.310, SLG: 0.498 (1, 5)	1-3 K			0-3 K		2-0 1B		0-1 FC6-4 1B		4 0 2 2 0 2 2												
Aubrey Huff, L OBP: 0.315, SLG: 0.379 Danys Baez, R (9, 1)	2-2 F8			0-0 G1-4-3		2-1 F8		0-3 K		4 0 0 0 0 1 4 0 0 0 0 0 0 0												
Eduardo Perez, R OBP: 0.363, SLG: 0.485 Joey Gathright, L OBP: 0.349, SLG: 0.385 (7, 10) (9, 8)		0-0 L9		0-2 G5-3			0-1 G3 2B	1-2 FC6-4		3 0 1 0 0 0 1 1 0 0 0 0 0 1												
Damon Hollins, R OBP: 0.317, SLG: 0.443 (1, 8) (9, 9)		1-0 G4-3			0-3 K		3-2 G3		1-0 HR	4 1 1 1 0 1 1												
Travis Lee, L OBP: 0.314, SLG: 0.330 (1, 3)		1-3 K			1-3 K		0-3 K		1-2 G3	4 0 0 0 0 3 2												
Toby Hall, R OBP: 0.313, SLG: 0.370 (1, 2)			1-2 G5-3		0-0 P4		4-2 DI BB		2-2 G4-6-3 1B	3 0 1 0 1 0 0												
Nick Green, R OBP: 0.349, SLG: 0.396 (1, 4)			2-3 K			4-0 13 SH2-3 3 1B BB	1-3 K		0-0 G4-6-3	3 1 0 0 1 2 4												
<b>Inning Stats</b>	R: 0 E: 0 K: 1 S: 16	H: 1 LOB: 1 BB: 0 P: 20	R: 0 E: 0 K: 1 S: 5	H: 0 LOB: 0 BB: 0 P: 7	R: 0 E: 0 K: 1 S: 10	H: 0 LOB: 0 BB: 0 P: 13	R: 0 E: 0 K: 1 S: 11	H: 1 LOB: 1 BB: 0 P: 11	R: 0 E: 0 K: 2 S: 8	H: 0 LOB: 0 BB: 0 P: 9	R: 1 E: 0 K: 0 S: 5	H: 1 LOB: 1 BB: 1 P: 13	R: 0 E: 0 K: 2 S: 17	H: 1 LOB: 2 BB: 1 P: 25	R: 1 E: 0 K: 1 S: 16	H: 1 LOB: 1 BB: 0 P: 18	R: 1 E: 0 K: 0 S: 11	H: 2 LOB: 0 BB: 0 P: 15	1B: 5 2B: 1 3B: 0 HR: 1	SF: 0 SAC: 2 DP: 1 HBP: 1	WP: 0 PB: 0 SB: 0 CS: 0	PA: 36
<b>PITCHER</b>	IP WLS BF H R ER SO BB IBB HBP BLK WP HR S P ERA WHIP																					
Ted Lilly, L ERA: 5.21 (1, 1)	7.0 L 28 4 2 2 8 2 0 1 0 0 0 0 74 101 2.57 0.857																					
Vinnie Chulk, R ERA: 3.95 (8, 1)	0.1 2 1 0 0 0 0 0 0 0 0 0 0 3 3 0.00 3.000																					
Scott Schoeneweis, L ERA: 4.2 (8, 1)	0.2 2 0 0 0 1 0 0 0 0 0 0 0 11 12 0.00 0.000																					
Miguel Batista, R ERA: 3.12 (9, 1)	1.0 4 2 1 1 0 0 0 0 0 0 0 0 1 15 9.00 2.000																					

Tampa Bay Devil Rays @ Toronto Blue Jays  
Rogers Centre, Toronto, ON  
Thu Jul 14 2005, 7:07 PM EDT  
Att. 20,010 - Overcast - 75 F

AB	31
R	3
H	7
RBI	3
BB	2
SO	9
LOB	17



Batter	1	2	3	4	5	6	7	8	9	AB	R	H	RBI	BB	SO	LOB
3 Reed Johnson, R (1, 7) OBP: 0.339, SLG: 0.441 Frank Catalanotto, L (8, PH) OBP: 0.353, SLG: 0.404 (9, 7)	0-2 G5-3		0-0 G5-3			2-0 G6-4-3 1B		0-0 G3		3	0	1	0	0	0	0
15 Alex Rios, R (1, 9) OBP: 0.317, SLG: 0.418	3-1 G6-3		0-1 F8			0-0 G6-4-3 1-2f			3-1 10 1B	4	0	1	0	0	0	1
10 Vernon Wells, R (1, 8) OBP: 0.319, SLG: 0.476	1-0 G6-3			1-3 K			0-0 F8		2-2 1-2 1B	4	0	1	0	0	1	0
Shea Hillenbrand, R (1, 5) OBP: 0.360, SLG: 0.446 (9, 3)		0-2 G4-3		0-0 G6-3			0-3 K		1-3 K	4	0	0	0	0	2	2
2 Aaron Hill, R (1, 10) OBP: 0.396, SLG: 0.476		3-2 9 2B 1B		2-1 L6			3-2 1B		0-3 K	4	0	2	0	0	1	2
9 Gregg Zaun, S (1, 2) OBP: 0.376, SLG: 0.421		3-1 1 SAFE 1-3 2B			0-2 G4-3		0-0 F9		1-2 F9	4	0	1	0	0	0	3
Orlando Hudson, S (1, 4) OBP: 0.310, SLG: 0.404		1-0 G5-3		2-2 F9			1-0 P3			3	0	0	0	0	0	2
Eric Hinske, L (1, 3) OBP: 0.318, SLG: 0.388 Frank Menechino, R (8, PH) OBP: 0.398, SLG: 0.367 (9, 5)		0-0 P5		1-3 K			3-3 K			2	0	0	0	0	1	2
John McDonald, R (1, 6) OBP: 0.340, SLG: 0.323			2-2 F9			1-1 G1-3		3-2 HBP		1	0	0	0	0	0	0

**BOTTOM**

**Tampa Bay Devil Rays @ Toronto Blue Jays**  
**Rogers Centre, Toronto, ON**  
 Thu Jul 14 2005, 7:07 PM EDT  
 Att. 20,010 - Overcast - 75 F

livebaseballscores.com

<b>AB</b>	<b>32</b>
<b>R</b>	<b>0</b>
<b>H</b>	<b>6</b>
<b>RBI</b>	<b>0</b>
<b>BB</b>	<b>0</b>
<b>SO</b>	<b>6</b>
<b>LOB</b>	<b>13</b>



Inning Stats	R: 0	H: 0	E: 0	K: 0	S: 6	H: 0	LOB: 0	BB: 0	P: 10	R: 0	H: 2	E: 0	K: 0	S: 10	H: 0	LOB: 2	BB: 0	P: 17	R: 0	H: 0	E: 0	K: 0	S: 6	H: 0	LOB: 0	BB: 0	P: 8	R: 0	H: 0	E: 0	K: 1	S: 7	R: 0	H: 0	E: 0	K: 1	S: 9	R: 0	H: 1	E: 0	K: 0	S: 4	R: 0	H: 1	E: 0	K: 1	S: 9	R: 0	H: 0	E: 0	K: 1	S: 9	R: 0	H: 0	E: 0	K: 1	S: 18	R: 0	H: 2	E: 0	K: 2	S: 18	R: 0	H: 0	E: 0	K: 1	S: 9	R: 0	H: 2	E: 0	K: 2	S: 18	1B: 5	SF: 0	2B: 1	SAC: 0	3B: 0	DP: 1	HR: 0	HBP: 1	WP: 0	PA: 33
--------------	------	------	------	------	------	------	--------	-------	-------	------	------	------	------	-------	------	--------	-------	-------	------	------	------	------	------	------	--------	-------	------	------	------	------	------	------	------	------	------	------	------	------	------	------	------	------	------	------	------	------	------	------	------	------	------	------	------	------	------	------	-------	------	------	------	------	-------	------	------	------	------	------	------	------	------	------	-------	-------	-------	-------	--------	-------	-------	-------	--------	-------	--------

PITCHER	IP	WLS	BF	H	R	ER	SO	BB	IBB	HBP	BLK	WP	HR	S	P	ERA	WHIP
Casey Fossum, L (1, 1) ERA: 4.02	7.2	W	27	4	0	0	4	0	0	1	0	0	0	59	91	0.00	0.522
Danys Baez, R (8, 1) ERA: 2.58	1.1	S	6	2	0	0	2	0	0	0	0	0	0	19	26	0.00	1.500
Danys Baez, R (9, 1) ERA: 2.58	1.1	S	6	2	0	0	2	0	0	0	0	0	0	19	26	0.00	1.500

Batter	1	2	3	4	5	6	7	8	9	AB R H RBI BB SO LOB	TOP											
13 Carl Crawford, L (1, 7) OBP: 0.314, SLG: 0.435	2-2 G3-1		3-2 G4-3		0-0 FC1-6 3 F8 1B 1-2f	1-2 FC4-6			0-2 F8	5 0 0 0 0 0 3												
Julio Lugo, R (1, 6) OBP: 0.347, SLG: 0.368	0-0 F7			2-2 3 1B 2B	1-0 1-2 1B			0-0 G1-3	0-1 G6-3	5 1 2 0 0 0 0												
3 Jorge Cantu, R (1, 5) OBP: 0.314, SLG: 0.498	2-3 K			1-1 31 HR 1B 2-H	0-2 F8 2-3			4-2 31 3B BB	1-1 31 DI 1B	4 2 2 1 1 1 2												
31 Jonny Gomes, R (1, 9) OBP: 0.361, SLG: 0.596		1-1 F7		3-0 1-H HR	0-1 G4-3			1-2 1-H 3B	1-3 K	5 1 2 3 0 1 3												
Eduardo Perez, R (1, 3) OBP: 0.353, SLG: 0.471		2-3 K		1-0 E5		0-1 G1-3		0-3 K		3 0 0 0 0 1 0												
Fernando Cortez, L (7, PH) Kevin Cash, R (7, PH) OBP: 0.226, SLG: 0.414										0 0 0 0 0 0 0												
Aubrey Huff, L (1, 10) OBP: 0.315, SLG: 0.380		1-2 G3		0-0 P5		2-0 HR 2B		0-3 K		1 0 0 0 0 1 1												
										4 1 1 0 0 1 2												
Damon Hollins, R (1, 8) OBP: 0.320, SLG: 0.460			3-1 G1-3 1B	0-2 L8		1-0 2-H HR		2-2 G5-3		4 1 2 2 0 0 1												
Toby Hall, R (1, 2) OBP: 0.312, SLG: 0.368		2-2 G1-3	1-2 L4		1-1 13 FC4-6 1B			2-2 G6-3		4 0 1 0 0 0 2												
Nick Green, R (1, 4) OBP: 0.348, SLG: 0.394			1-3 K		1-1 13 FC1-6 1B		0-3 K	2-3 K		4 0 1 0 0 3 2												
<b>Inning Stats</b>	R: 0 E: 0 K: 1 S: 9	H: 0 LOB: 0 BB: 0 P: 13	R: 0 E: 0 K: 1 S: 8	H: 0 LOB: 0 BB: 0 P: 12	R: 0 E: 0 K: 1 S: 14	H: 1 LOB: 1 BB: 0 P: 23	R: 3 E: 1 K: 0 S: 15	H: 3 LOB: 1 BB: 0 P: 23	R: 0 E: 0 K: 0 S: 9	H: 2 LOB: 2 BB: 0 P: 11	R: 2 E: 0 K: 1 S: 12	H: 3 LOB: 1 BB: 0 P: 17	R: 1 E: 0 K: 2 S: 12	H: 1 LOB: 1 BB: 1 P: 17	R: 0 E: 0 K: 1 S: 12	H: 0 LOB: 0 BB: 0 P: 18	R: 0 E: 0 K: 1 S: 11	H: 1 LOB: 1 BB: 0 P: 13	1B: 6 2B: 2 3B: 1 HR: 2	SF: 0 SAC: 0 DP: 0 HBP: 0	WP: 0 PB: 0 SB: 0 CS: 0	PA: 40
<b>PITCHER</b>	IP WLS BF H R ER SO BB IBB HBP BLK WP HR S P ERA WHIP																					
39 Gustavo Chacin, L (1, 1) ERA: 3.81	5.1 W 26 9 5 5 3 0 0 0 0 0 2 61 92 8.44 1.688																					
54 Jason Frasor, R (6, 1) ERA: 3.89	1.0 5 1 1 1 1 1 1 0 0 0 0 0 12 18 9.00 2.000																					
Scott Schoeneweis, L (7, 1) ERA: 4.11	0.2 2 0 0 0 2 0 0 0 0 0 0 6 6 0.00 0.000																					
Vinnie Chulk, R (8, 1) ERA: 3.86	1.0 3 0 0 0 1 0 0 0 0 0 0 12 18 0.00 0.000																					
Justin Speier, R (9, 1) ERA: 2.97	1.0 4 1 0 0 1 0 0 0 0 0 0 11 13 0.00 1.000																					

Tampa Bay Devil Rays @ Toronto Blue Jays  
Rogers Centre, Toronto, ON  
Fri Jul 15 2005, 7:07 PM EDT  
Att: 20,841 - Partly Cloudy - 86 F

AB	39
R	6
H	11
RBI	6
BB	1
SO	8
LOB	16



Batter	1	2	3	4	5	6	7	8	9	AB	R	H	RBI	BB	SO	LOB
8 Russ Adams, L OBP: 0.307, SLG: 0.418 (1, 6)	G1-3	K	1B BB	G5-3		K				4	0	0	0	1	2	5
Frank Catalanotto, L OBP: 0.355, SLG: 0.406 3 Reed Johnson, R OBP: 0.338, SLG: 0.439 (1, 7) (7, 7)	K		F8			10 FC6-4 1B			K	4	0	2	2	0	1	0
10 Vernon Wells, R OBP: 0.322, SLG: 0.487 (1, 8)	1B		HR 1B			FC6-4 FC6-4			HR	5	2	3	1	0	0	3
Shea Hillenbrand, R OBP: 0.358, SLG: 0.451 (1, 5)	K		HR	L9		FC6-4			K	5	1	1	2	0	2	2
2 Aaron Hill, R OBP: 0.401, SLG: 0.483 (1, 10)		9 1B 15 1B 1B	K	1B SF9 2B		F9			BB	4	2	2	0	1	1	1
9 Gregg Zaun, S OBP: 0.384, SLG: 0.427 (1, 2)		15 1B 1B	1B BB	SF9 15 BB 2B 1B		BB 1B			L8	4	2	3	0	1	0	1
15 Alex Rios, R OBP: 0.322, SLG: 0.417 (1, 9)		1B	1B BB	1B BB		F8			G5-3	3	2	1	1	2	0	1
Eric Hinske, L OBP: 0.317, SLG: 0.387 (1, 3)	K	8 BB E 1B 1B	SF9	F7		F7			K	4	1	1	1	0	2	3
Orlando Hudson, S OBP: 0.315, SLG: 0.409 (1, 4)	L8	E5 8 BB 1B 1B	1B BB	2B		BB			G6-3	4	1	2	3	1	0	2

Inning Stats	R: 0	H: 1	E: 0	LOB: 1	K: 2	BB: 0	S: 14	R: 1	H: 3	E: 0	LOB: 2	K: 2	BB: 0	S: 17	R: 6	H: 5	E: 1	LOB: 2	K: 1	BB: 3	S: 23	R: 3	H: 3	E: 0	LOB: 1	K: 0	BB: 0	S: 10	R: 0	H: 1	E: 0	LOB: 2	K: 1	BB: 1	S: 8	R: 1	H: 1	E: 0	LOB: 1	K: 2	BB: 1	S: 11	R: 0	H: 0	E: 0	LOB: 0	K: 1	BB: 0	S: 8	R: 0	H: 0	E: 0	LOB: 0	K: 1	BB: 0	S: 12
--------------	------	------	------	--------	------	-------	-------	------	------	------	--------	------	-------	-------	------	------	------	--------	------	-------	-------	------	------	------	--------	------	-------	-------	------	------	------	--------	------	-------	------	------	------	------	--------	------	-------	-------	------	------	------	--------	------	-------	------	------	------	------	--------	------	-------	-------

PITCHER	IP	WLS	BF	H	R	ER	SO	BB	IBB	HBP	BLK	WP	HR	S	P	ERA	WHIP
Hideo Nomo, R ERA: 7.24 (1, 1)	2.2	L	19	8	7	7	5	3	0	0	0	0	1	51	82	23.62	4.125
Dewon Brazelton, R ERA: 6.87 (3, 1)	1.1		9	4	3	3	0	1	0	0	0	0	0	17	29	20.25	3.750
Joe Borowski, R ERA: 6.0 (5, 1)	1.0		4	1	0	0	0	0	0	0	0	0	0	10	11	0.00	1.000
Trever Miller, L ERA: 5.23 (6, 1)	1.0		5	1	0	0	1	1	0	0	0	0	0	8	16	0.00	2.000
Lance Carter, R ERA: 5.02 (7, 1)	2.0		8	1	1	1	3	1	0	0	0	0	1	19	35	4.50	1.000

**BOTTOM**

**Tampa Bay Devil Rays @ Toronto Blue Jays**  
Rogers Centre, Toronto, ON

Fri Jul 15 2005, 7:07 PM EDT  
Att. 20,841 - Partly Cloudy - 86 F

AB	38
R	11
H	15
RBI	10
BB	6
SO	9
LOB	18

livebaseballscorecards.com



WP	PA	ERA	WHIP
0	45		

Batter	1	2	3	4	5	6	7	8	9	AB R H RBI BB SO LOB	TOP											
Joey Gathright, L (1, 8) OBP: 0.375, SLG: 0.409	0-0 B1-3	3-1 13 1B 1-2 2-H 1B		0-0 13 E 13 S 13 HR 1B		1-1 1 SAFE 1-3 13 G1-6-3 1B		1-3 K		5 1 3 1 0 1 0												
13 Carl Crawford, L (1, 7) OBP: 0.315, SLG: 0.442	1-2 G3-1	1-2 S 1B		3-2 1 SAFE 1-3 1 SAFE 1-3 1 SAFE 1-3 1 SAFE 1-H HR		0-0 G1-6-3		0-3 K2-3		5 1 2 3 0 1 2												
Julio Lugo, R (1, 6) OBP: 0.345, SLG: 0.366	0-1 3 S 1B	1-0 F8 1-2		1-1 F7		0-1 P5		0-3 K		5 0 1 0 0 1 2												
3 Jorge Cantu, R (1, 5) OBP: 0.316, SLG: 0.495	3-2 G6-3 1-2		1-1 L9	0-1 G6-3		1-0 31 BB 1B		4-2 BB		4 0 1 0 1 0 1												
Aubrey Huff, L (1, 9) OBP: 0.316, SLG: 0.390 Damon Hollins, R (9, 9) OBP: 0.320, SLG: 0.460		3-2 1B 1B 1B	2-1 HR		1-3 K		0-2 P6	3-2 P6		5 2 2 1 0 1 2 0 0 0 0 0 0 0												
31 Jonny Gomes, R (1, 10) OBP: 0.358, SLG: 0.579		3-3 K	0-0 P4		1-0 F9		4-2 BB			3 0 0 0 1 1 1												
Travis Lee, L (1, 3) OBP: 0.317, SLG: 0.333		0-1 1B 1-3 1B 1B	3-2 1B 1B		3-2 G4-3		0-0 F8			4 1 2 0 0 0 2												
Toby Hall, R (1, 2) OBP: 0.311, SLG: 0.366		1-2 13 1B 1-2 1B 3-H 1B	0-2 L9		1-2 G5-3		0-1 P4			4 1 1 1 0 0 1												
Nick Green, R (1, 4) OBP: 0.346, SLG: 0.388		0-1 F7		1-2 P3		4-2 1B BB		1-3 K2-3		3 0 0 0 1 1 2												
<b>Inning Stats</b>	R: 0 E: 0 K: 0 S: 9	H: 1 LOB: 1 BB: 0 P: 13	R: 3 E: 0 K: 1 S: 24	H: 5 LOB: 2 BB: 0 P: 36	R: 1 E: 0 K: 0 S: 12	H: 2 LOB: 1 BB: 0 P: 18	R: 2 E: 0 K: 0 S: 13	H: 2 LOB: 0 BB: 0 P: 17	R: 0 E: 0 K: 1 S: 8	H: 0 LOB: 0 BB: 0 P: 13	R: 0 E: 0 K: 0 S: 9	H: 1 LOB: 1 BB: 1 P: 15	R: 0 E: 0 K: 0 S: 9	H: 1 LOB: 2 BB: 1 P: 14	R: 0 E: 0 K: 2 S: 8	H: 0 LOB: 0 BB: 0 P: 10	R: 0 E: 0 K: 2 S: 11	H: 0 LOB: 1 BB: 1 P: 18	1B: 10 2B: 0 3B: 0 HR: 2	SF: 0 SAC: 0 DP: 1 HBP: 0	WP: 0 PA: 41 PB: 0 SB: 3 CS: 0	
<b>PITCHER</b>	IP WLS BF H R ER SO BB IBB HBP BLK WP HR S P ERA WHIP																				<b>PITCHER</b>	IP WLS BF H R ER SO BB IBB HBP BLK WP HR S P ERA WHIP
Josh Towers, R (1, 1) ERA: 4.85	4.0 L 22 10 6 6 1 0 0 0 0 0 2 58 84 13.50 2.500																					
37 Scott Downs, L (5, 1) ERA: 6.2	2.0 7 1 0 0 1 1 0 0 0 0 0 0 17 28 0.00 1.000																					
Justin Speier, R (7, 1) ERA: 2.88	1.0 5 1 0 0 0 0 1 0 0 0 0 0 9 14 0.00 2.000																					
54 Jason Frasor, R (8, 1) ERA: 3.79	1.0 3 0 0 0 0 2 0 0 0 0 0 0 8 10 0.00 0.000																					
Miguel Batista, R (9, 1) ERA: 3.05	1.0 4 0 0 0 0 2 1 0 0 0 0 0 11 18 0.00 1.000																					

Tampa Bay Devil Rays @ Toronto Blue Jays  
Rogers Centre, Toronto, ON

Sat Jul 16 2005, 4:07 PM EDT  
Att. 24,801 - Roof Closed - 68 F

AB	38
R	6
H	12
RBI	6
BB	3
SO	6
LOB	13



Batter	1	2	3	4	5	6	7	8	9	AB	R	H	RBI	BB	SO	LOB
3 Reed Johnson, R OBP: 0.338, SLG: 0.442 Frank Catalanotto, L OBP: 0.358, SLG: 0.409	2-1 G5-3		0-1 15 2B	1-0 FC6-4		1-2 15 2B		1-1 SAFE SH2-3		3	1	1	0	0	0	2
15 Alex Rios, R OBP: 0.326, SLG: 0.431	0-0 2B		2-2 10 3B	3-3 K		0-1 2B		1-1 F9		5	1	3	2	0	1	3
10 Vernon Wells, R OBP: 0.324, SLG: 0.490	2-0 G5-3		1-0 2B		1-1 G6-3	4-0 2 FC6-4 IBB		1-1 P6		4	1	1	1	1	0	2
Shea Hillenbrand, R OBP: 0.359, SLG: 0.456	1-1 P3		0-0 2 G5-3 2B		0-1 2B	0-1 P6		1-1 P6		5	0	2	1	0	0	4
2 Aaron Hill, R OBP: 0.391, SLG: 0.469		1-1 F7	0-1 G5-3		0-0 L7	1-1 FC6-4		1-1 P4		5	0	0	0	0	0	5
Frank Menechino, R OBP: 0.385, SLG: 0.351 Eric Hinske, L OBP: 0.316, SLG: 0.385		3-2 G5-3	2-3 K		1-0 G1-3		0-0 G4-3		1-2 G3-1	4	0	0	0	0	1	2
Orlando Hudson, S OBP: 0.317, SLG: 0.406		4-2 FC6-4 BB		2-1 L4		2-3 K	4-0 9 G6-4-3 BB			2	0	0	0	2	1	0
Ken Huckaby, R OBP: 0.217, SLG: 0.172 9 Gregg Zaun, S OBP: 0.383, SLG: 0.425		2-0 FC6-4		3-2 3 FC6-4 8 BB 1B		0-0 E6 8 BB 1B	1-2 SAFE G6-4-3			3	1	1	0	0	0	1
8 Russ Adams, L OBP: 0.314, SLG: 0.416			0-1 F8	4-2 3 FC6-4 BB		4-1 15 2B 1B BB		4-2 15 F9 SH2-3 BB		1	0	0	3	0	0	

Inning Stats	R: 0	H: 1	E: 0	LOB: 1	K: 0	BB: 0	S: 6	R: 0	H: 0	E: 0	LOB: 1	K: 0	BB: 1	S: 8	R: 3	H: 4	E: 0	LOB: 1	K: 1	BB: 0	S: 15	R: 0	H: 1	E: 0	LOB: 2	K: 1	BB: 1	S: 13	R: 0	H: 1	E: 0	LOB: 1	K: 0	BB: 0	S: 6	R: 2	H: 2	E: 1	LOB: 3	K: 1	BB: 2	S: 14	R: 0	H: 0	E: 0	LOB: 0	K: 0	BB: 1	S: 5	R: 0	H: 0	E: 0	LOB: 1	K: 0	BB: 1	S: 11	R: 0	H: 0	E: 0	LOB: 0	K: 0	BB: 0	S: 7	1B: 2	2B: 6	3B: 1	HR: 0	SF: 0	SAC: 1	DP: 1	HBP: 0	WP: 0	PA: 42
--------------	------	------	------	--------	------	-------	------	------	------	------	--------	------	-------	------	------	------	------	--------	------	-------	-------	------	------	------	--------	------	-------	-------	------	------	------	--------	------	-------	------	------	------	------	--------	------	-------	-------	------	------	------	--------	------	-------	------	------	------	------	--------	------	-------	-------	------	------	------	--------	------	-------	------	-------	-------	-------	-------	-------	--------	-------	--------	-------	--------

PITCHER	IP	WLS	BF	H	R	ER	SO	BB	IBB	HBP	BLK	WP	HR	S	P	ERA	WHIP
Mark Hendrickson, L ERA: 6.35	(1, 1)	5.1	W	27	7	5	4	3	3	0	0	0	0	53	94	6.75	1.875
Travis Harper, R ERA: 7.53	(6, 1)	1.0	H	6	2	0	0	0	0	1	0	0	0	10	16	0.00	2.000
Trever Miller, L ERA: 4.98	(7, 1)	1.0	H	4	0	0	0	2	0	0	0	0	0	11	21	0.00	2.000
Joe Borowski, R ERA: 5.68	(8, 1)	0.2	H	2	0	0	0	0	0	0	0	0	0	4	6	0.00	0.000
Danys Baez, R ERA: 2.52	(9, 1)	1.0	S	3	0	0	0	0	0	0	0	0	0	7	10	0.00	0.000

**Tampa Bay Devil Rays @ Toronto Blue Jays**  
**Rogers Centre, Toronto, ON**  
 Sat Jul 16 2005, 4:07 PM EDT  
 Att: 24,801 - Roof Closed - 68 F

livebaseballscorecards.com

AB	35
R	5
H	9
RBI	5
BB	6
SO	3
LOB	20



Batter	1	2	3	4	5	6	7	8	9	AB R H RBI BB SO LOB	TOP										
<b>Joey Gathright, L</b> (1, 8) <small>OBP: 0.377, SLG: 0.396</small>	2-1 <b>B1-3</b> 		1-0 <b>FC5-4</b> 		1-0 <b>FC5-4</b> 		4-2 <b>BB</b> 		1-3 <b>K</b> 	4 0 1 0 1 1 1											
<b>13 Carl Crawford, L</b> (1, 7) <small>OBP: 0.311, SLG: 0.437</small>	2-1 <b>P6</b> 		2-0 <b>F9</b> 		0-1 <b>F7</b> 		0-1 <b>L6</b> 		1-2 <b>G4-3</b> 	5 0 0 0 0 0 4											
<b>Julio Lugo, R</b> (1, 6) <small>OBP: 0.351, SLG: 0.381</small>	3-2 <b>FC6-4</b> 			0-0 <b>HR</b> 		1-1 <b>G5-3</b> 		4-1 <b>G4-3</b> 	2-2 <b>2B</b> 	4 3 3 1 1 0 0											
<b>3 Jorge Cantu, R</b> (1, 10) <small>OBP: 0.317, SLG: 0.497</small>	1-2 <b>FC6-4</b> 			2-2 <b>G4-3</b> 		1-0 <b>F8</b> 		1-1 <b>F9</b> 	2-1 <b>2B</b> 	5 0 2 1 0 0 2											
<b>Aubrey Huff, L</b> (1, 9) <small>OBP: 0.317, SLG: 0.388</small>		2-1 <b>G4-3</b> 		3-3 <b>K</b> 		3-1 <b>1B</b> 		2-0 <b>G4-3</b> 	4-0 <b>IBB</b> 	4 0 1 1 1 1 1											
<b>Travis Lee, L</b> (1, 3) <small>OBP: 0.313, SLG: 0.329</small>		0-0 <b>G4-3</b> 		1-1 <b>G4-3</b> 		3-1 <b>F8</b> 		1-2 <b>2B</b> 	4-0 <b>BB</b> 	3 0 0 0 0 0 2											
<b>Damon Hollins, R</b> (8, PH) <small>OBP: 0.327, SLG: 0.463</small>		0-0 <b>G4-3</b> 		2-3 <b>G4-3</b> 		3-1 <b>F8</b> 		31 <b>2B</b> 	1-2 <b>BB</b> 	1 1 1 0 1 0 0											
<b>Fernando Cortez, L</b> (1, 4) <small>OBP: 0.222, SLG: 0.125</small>		1-3 <b>K2-3</b> 		2-0 <b>F8</b> 		2-2 <b>G4-6-3</b> 		3-1 <b>2B</b> 	2-2 <b>F7</b> 	3 0 1 0 0 1 1											
<b>31 Jonny Gomes, R</b> (8, PH) <small>OBP: 0.363, SLG: 0.583</small>										1 1 1 0 0 0 0											
<b>Eduardo Perez, R</b> (8, 3) <small>OBP: 0.350, SLG: 0.466</small>										1 0 0 0 0 0 3											
<b>Toby Hall, R</b> (1, 2) <small>OBP: 0.310, SLG: 0.368</small>			0-0 <b>L5</b> 		0-1 <b>L8</b> 		1-2 <b>G4-6-3</b> 		0-2 <b>2B</b> 		4 0 1 2 0 0 1										
<b>Alex Gonzalez, R</b> (1, 5) <small>OBP: 0.327, SLG: 0.384</small>			1-2 <b>P3</b> 		1-0 <b>FC5-4</b> 		4-0 <b>BB</b> 		0-3 <b>K</b> 		2 0 1 0 1 0 0										
<b>Nick Green, R</b> (7, PR) <small>OBP: 0.345, SLG: 0.387</small>							4-0 <b>BB</b> 				1 0 0 0 0 1 1										
<b>Inning Stats</b>	R: 0 H: 1 E: 0 LOB: 1 K: 0 BB: 0 S: 12 P: 20		R: 0 H: 0 E: 0 LOB: 0 K: 1 BB: 0 S: 7 P: 10		R: 0 H: 1 E: 0 LOB: 1 K: 0 BB: 0 S: 7 P: 11		R: 1 H: 2 E: 0 LOB: 1 K: 1 BB: 0 S: 11 P: 19		R: 0 H: 1 E: 0 LOB: 1 K: 0 BB: 0 S: 7 P: 8		R: 0 H: 1 E: 0 LOB: 1 K: 0 BB: 0 S: 7 P: 15		R: 0 H: 1 E: 0 LOB: 2 K: 0 BB: 2 S: 10 P: 21		R: 3 H: 3 E: 0 LOB: 1 K: 1 BB: 1 S: 16 P: 27		R: 1 H: 2 E: 0 LOB: 3 K: 1 BB: 2 S: 18 P: 34		1B: 8 SF: 0 2B: 3 SAC: 0 3B: 0 DP: 1 HR: 1 HBP: 0	WP: 0 PA: 43 PB: 1 SB: 2 CS: 0	
<b>PITCHER</b>	IP	WLS	BF	H	R	ER	SO	BB	IBB	HBP	BLK	WP	HR	S	P	ERA	WHIP				
<b>Pete Walker, R</b> (1, 1) <small>ERA: 2.44</small>	6.0		24	6	1	1	2	0	0	0	0	0	1	51	83	1.50	1.000				
<b>Vinnie Chulk, R</b> (7, 1) <small>ERA: 3.8</small>	0.2	H	4	1	0	0	0	2	0	0	0	0	0	8	19	0.00	4.500				
<b>Scott Schoeneweis, L</b> (7, 1) <small>ERA: 4.55</small>	1.0	H	5	1	2	2	0	1	0	0	0	0	0	10	18	18.00	2.000				
<b>Miguel Batista, R</b> (8, 1) <small>ERA: 3.4</small>	1.0	L	9	4	2	2	2	1	1	0	0	0	0	20	37	18.00	5.000				
<b>Justin Speier, R</b> (9, 1) <small>ERA: 2.86</small>	0.1		1	0	0	0	0	0	0	0	0	0	0	6	8	0.00	0.000				

Tampa Bay Devil Rays @ Toronto Blue Jays  
 Rogers Centre, Toronto, ON

Sun Jul 17 2005, 1:07 PM EDT  
 Att. 25,198 - Roof Closed - 68 F

livebaseballscores.com

<b>AB</b>	<b>38</b>
<b>R</b>	<b>5</b>
<b>H</b>	<b>12</b>
<b>RBI</b>	<b>5</b>
<b>BB</b>	<b>5</b>
<b>SO</b>	<b>4</b>
<b>LOB</b>	<b>16</b>





BOTTOM

Tampa Bay Devil Rays @ Toronto Blue Jays  
Rogers Centre, Toronto, ON  
Sun Jul 17 2005, 1:07 PM EDT  
Att. 25,198 - Roof Closed - 68 F

livebaseballscorecards.com

AB 35  
R 4  
H 8  
RBI 2  
BB 2  
SO 11  
LOB 16



WP: 0 PA: 38  
PB: 0  
SB: 0  
CS: 0

AB R H RBI BB SO LOB

5 0 2 0 0 1 1  
4 0 1 0 0 2 1  
1 0 0 0 0 0 2

4 0 0 0 0 2 2

3 1 0 0 0 1 2

3 0 2 0 1 0 1

3 1 1 2 0 1 2  
1 0 0 0 0 1 1

3 1 1 0 1 1 1

4 1 1 0 0 1 2

4 0 0 0 0 1 1

1B: 5 SF: 0  
2B: 3 SAC: 0  
3B: 0 DP: 1  
HR: 1 HBP: 1

Batter	1	2	3	4	5	6	7	8	9
8 Russ Adams, L OBP: 0.315, SLG: 0.416	1-3 K		0-0 1B		2-2 F8		1-0 F8		2-2 1B
Frank Catalanotto, L OBP: 0.396, SLG: 0.406 3 Reed Johnson, R OBP: 0.336, SLG: 0.440	0-3 K2-3		3-2 1B		1-3 K		3-1 L3		0-1 F7
10 Vernon Wells, R OBP: 0.320, SLG: 0.484	1-1 L9		1-3 K					1-2 G5-3	
Shea Hillenbrand, R OBP: 0.358, SLG: 0.452		2-0 9 HR HBP	0-1 F9					2-3 K	
2 Aaron Hill, R OBP: 0.398, SLG: 0.478		2-1 L6		1-0 9 G6-3 2B				0-0 1B	
9 Gregg Zaun, S OBP: 0.382, SLG: 0.436 Ken Huckaby, R OBP: 0.214, SLG: 0.169		1-1 1-H HR		1-1 G6-3				1-3 K	
15 Alex Rios, R OBP: 0.328, SLG: 0.430		2-2 F8		0-3 K					4-2 8 1B BB
Eric Hinske, L OBP: 0.315, SLG: 0.387		1-1 F8		2-1 G4-3					0-1 K
Orlando Hudson, S OBP: 0.313, SLG: 0.401			2-3 K		2-0 G3				1-1 F8

Inning Stats	R: 0	H: 0	E: 0	K: 2	S: 9	R: 2	H: 1	E: 0	K: 0	S: 9	R: 0	H: 2	E: 0	K: 2	S: 12	R: 0	H: 1	E: 0	K: 1	S: 8	R: 0	H: 0	E: 0	K: 1	S: 7	R: 0	H: 0	E: 0	K: 2	S: 12	R: 2	H: 2	E: 1	K: 0	S: 7	R: 0	H: 1	E: 0	K: 2	S: 10	R: 0	H: 1	E: 0	K: 1	S: 14	1B: 5	2B: 3	3B: 0	HR: 1	SF: 0	SAC: 0	DP: 1	HBP: 1	WP: 0	PA: 38
--------------	------	------	------	------	------	------	------	------	------	------	------	------	------	------	-------	------	------	------	------	------	------	------	------	------	------	------	------	------	------	-------	------	------	------	------	------	------	------	------	------	-------	------	------	------	------	-------	-------	-------	-------	-------	-------	--------	-------	--------	-------	--------

PITCHER	IP	WLS	BF	H	R	ER	SO	BB	IBB	HBP	BLK	WP	HR	S	P	ERA	WHIP
37 Seth McClung, R ERA: 7.05	(1, 1)	6.0	27	6	4	3	8	1	0	1	0	0	1	61	98	4.50	1.167
54 Chad Orvella, R ERA: 5.06	(7, 1)	2.0	6	1	0	0	2	0	0	0	0	0	0	13	21	0.00	0.500
Danys Baez, R ERA: 2.45	(9, 1)	1.0	5	1	0	0	1	1	0	0	0	0	0	14	21	0.00	2.000

Batter	1	2	3	4	5	6	7	8	9	AB R H RBI BB SO LOB	TOP										
51 Ichiro Suzuki, L (1, 9) OBP: 0.349, SLG: 0.421	2-2 G5-3	1-0 SF9		2-0 G3		1-2 G4-3 1B 2B		0-1 G4-3	1-2 G6-3	5 1 1 2 0 0 2											
Randy Winn, S (1, 7) OBP: 0.342, SLG: 0.388	1-0 S 1B	2-0 L4			2-2 HR	1-1 G4-3		0-1 1B 1B		5 2 3 1 0 0 2											
Raul Ibanez, L (1, 10) OBP: 0.357, SLG: 0.460	2-3 K		0-0 P5		2-1 G4-3	3-2 HR 1B		1-1 12 WP 1B 1B		5 1 2 1 0 1 1											
Richie Sexson, R (1, 3) OBP: 0.360, SLG: 0.522	3-3 K 1-2		0-3 K		0-0 1B	1 SAFE 0-0 1-H HR		2-2 12 WP 1B		5 1 3 3 0 2 1											
29 Adrián Beltré, R (1, 5) OBP: 0.305, SLG: 0.411		0-0 HR	0-1 1B		1-3 K	2-2 G3-1		0-0 F7		5 1 2 1 0 1 3											
12 Michael Morse, R (1, 6) OBP: 0.407, SLG: 0.427		4-1 7 S 1B BB	0-0 F9		0-1 F8		1-0 F9	2-2 G1-3		4 1 0 0 1 0 4											
7 Jeremy Reed, L (1, 8) OBP: 0.332, SLG: 0.362		4-1 1B 51 SF9 BB		2-2 P4		1-0 4 SF7 3B	1-2 L5		2-1 G6-3	4 2 1 0 1 0 0											
4 Jose Lopez, R (1, 4) OBP: 0.222, SLG: 0.317 Chris Snelling, L (9, PH) OBP: 0.375, SLG: 0.333		2-2 P3		1-2 P4		3-2 SF7	0-0 1B		2-1 2B	3 0 1 1 0 0 2 1 0 1 0 0 0 0											
Pat Borders, R (1, 2) OBP: 0.250, SLG: 0.284 Scott Spiezio, S (9, PH) OBP: 0.167, SLG: 0.095		0-0 1B		4-0 BB		0-0 51 2B 1B	1-2 F8		3-3 K	3 1 2 1 1 0 1 1 0 0 0 0 1 1											
<b>Inning Stats</b>	R: 0 E: 0 K: 2 S: 11	H: 1 LOB: 1 BB: 0 P: 19	R: 3 E: 0 K: 0 S: 11	H: 2 LOB: 1 BB: 2 P: 24	R: 0 E: 0 K: 1 S: 7	H: 1 LOB: 1 BB: 0 P: 7	R: 0 E: 0 K: 0 S: 11	H: 0 LOB: 1 BB: 1 P: 20	R: 1 E: 0 K: 1 S: 11	H: 2 LOB: 1 BB: 0 P: 16	R: 5 E: 0 K: 0 S: 25	H: 5 LOB: 0 BB: 0 P: 36	R: 0 E: 0 K: 0 S: 8	H: 1 LOB: 1 BB: 0 P: 11	R: 1 E: 0 K: 0 S: 14	H: 3 LOB: 2 BB: 0 P: 19	R: 0 E: 0 K: 1 S: 10	H: 1 LOB: 1 BB: 0 P: 18	1B: 10 2B: 2 3B: 1 HR: 3	SF: 2 SAC: 0 DP: 0 HBP: 0	WP: 1 PA: 46 PB: 0 SB: 2 CS: 0
<b>PITCHER</b>	IP WLS BF H R ER SO BB IBB HBP BLK WP HR S P ERA WHIP																				
Ted Lilly, L (1, 1) ERA: 5.38	5.1 W 26 7 5 5 4 3 0 0 0 0 2 57 96 8.44 1.875																				
54 Jason Frasor, R (6, 1) ERA: 4.61	0.2 6 4 4 4 0 0 0 0 0 0 1 19 26 54.00 6.000																				
Justin Speier, R (7, 1) ERA: 2.78	1.0 H 4 1 0 0 0 0 0 0 0 0 0 8 11 0.00 1.000																				
Scott Schoeneweis, L (8, 1) ERA: 4.78	0.1 H 3 2 1 1 0 0 0 0 0 0 0 6 7 27.00 6.000																				
Miguel Batista, R (8, 1) ERA: 3.27	1.2 S 7 2 0 0 1 0 0 0 0 0 1 0 18 30 0.00 1.200																				

Seattle Mariners @ Toronto Blue Jays  
Rogers Centre, Toronto, ON  
Tue Jul 19 2005, 7:07 PM EDT  
Att. 20,516 - Clear - 84 F

livebaseballscorecards.com

AB	41
R	10
H	16
RBI	10
BB	3
SO	5
LOB	17



Batter	1	2	3	4	5	6	7	8	9
<b>8 Russ Adams, L</b> OBP: 0.317, SLG: 0.417 (1, 6)	0-2 G6-4-3 1B	0-0 SF8		1-0 E6 1B	2-2 2B 1B	3-2 FC4-6 3 CS			
<b>Frank Catalanotto, L</b> OBP: 0.362, SLG: 0.416 (1, 7) <b>3 Reed Johnson, R</b> OBP: 0.339, SLG: 0.443 (6, PH) (7, 7)	2-2 G6-4-3 1B	1-1 10 2B 1B		2-0 F8	0-2 10 2B 2B	1 SAFE 2-2 CS	0-0 2 CS 1B		
<b>10 Vernon Wells, R</b> OBP: 0.324, SLG: 0.491 (1, 8)	2-0 G6-4-3 1-2f 2-3	2-2 2B		0-0 1B	1-0 2B		2-1 F8		
<b>Shea Hillenbrand, R</b> OBP: 0.358, SLG: 0.450 (1, 5)	4-2 BB	0-0 F9		1-1 P4	3-1 1B		0-0 F8		
<b>2 Aaron Hill, R</b> OBP: 0.393, SLG: 0.468 (1, 10)	1-1 F9		2-3 K	4-2 BB	2-2 G1-3		0-1 CS	0-0 P2	
<b>9 Gregg Zaun, S</b> OBP: 0.386, SLG: 0.435 (1, 2)		4-2 1B 15 HBP 8 SF8 BB	4-1 WP HR BB	0-0 P4		1-1 PB HR 1B		2-1 P5	
<b>15 Alex Rios, R</b> OBP: 0.329, SLG: 0.430 (1, 9)		1-0 1B 1B HBP	1-0 F7		3-3 K	3-1 F9		2-1 2B	
<b>Eric Hinske, L</b> OBP: 0.316, SLG: 0.408 (1, 3)		0-1 F7	2-2 HR		0-0 F7	3-2 HR		2-3 K	
<b>Orlando Hudson, S</b> OBP: 0.318, SLG: 0.409 (1, 4)		1-1 1B 10 2B 1B	1-1 F7		2-2 8 1B 2B	2-2 FC4-6 1B			

Inning Stats	R: 0	H: 2	E: 0	K: 0	S: 16	R: 4	H: 3	E: 0	K: 0	S: 15	R: 2	H: 1	E: 0	K: 1	S: 11	R: 0	H: 1	E: 1	K: 0	S: 8	R: 4	H: 5	E: 0	K: 1	S: 20	R: 2	H: 3	E: 0	K: 0	S: 17	R: 0	H: 1	E: 0	K: 0	S: 5	R: 0	H: 1	E: 0	K: 1	S: 11
	LOB: 2	BB: 1	P: 25			LOB: 1	BB: 1	P: 24			LOB: 0	BB: 1	P: 21			LOB: 3	BB: 1	P: 16			LOB: 0	BB: 0	P: 33			LOB: 0	BB: 0	P: 7			LOB: 0	BB: 0	P: 17			LOB: 1	BB: 0	P: 17		

PITCHER	IP	WLS	BF	H	R	ER	SO	BB	IBB	HBP	BLK	WP	HR	S	P	ERA	WHIP
<b>Aaron Sele, R</b> ERA: 5.15 (1, 1)	3.0	L	18	6	6	6	1	3	0	0	0	1	1	42	70	18.00	3.000
<b>Shigetoshi Hasegawa, R</b> ERA: 4.66 (4, 1)	2.0		14	6	4	4	1	1	0	0	0	0	0	28	49	18.00	3.500
<b>Matt Thornton, L</b> ERA: 5.51 (6, 1)	0.2		5	3	2	2	0	0	0	0	0	0	1	15	27	27.00	4.500
<b>40 Julio Mateo, R</b> ERA: 2.77 (6, 1)	2.0		6	2	0	0	0	0	0	0	0	0	0	12	20	0.00	1.000
<b>Ron Villone, L</b> ERA: 2.39 (8, 1)	0.1		1	0	0	0	1	0	0	0	0	0	0	6	8	0.00	0.000

**BOTTOM**

AB	R	H	RBI	BB	SO	LOB
4	1	2	2	0	0	1
4	2	3	2	0	0	1
1	0	1	0	0	0	0
5	1	3	3	0	0	3
4	0	1	1	1	0	4
4	0	0	0	1	1	3
3	3	1	0	2	0	3
4	1	1	0	0	1	2
5	2	2	4	0	1	3
4	2	3	0	0	0	0

**AB 38**  
**R 12**  
**H 17**  
**RBI 12**  
**BB 4**  
**SO 3**  
**LOB 20**

**WP: 1** **PA: 46**  
**PB: 1**  
**SB: 0**  
**CS: 2**

**TORONTO BLUE JAYS**

**Seattle Mariners @ Toronto Blue Jays**  
Rogers Centre, Toronto, ON  
Tue Jul 19 2005, 7:07 PM EDT  
Att. 20,516 - Clear - 84 F

livebaseballscorecards.com

Batter	1	2	3	4	5	6	7	8	9	AB R H RBI BB SO LOB	TOP		
51 Ichiro Suzuki, L (1, 9) OBP: 0.348, SLG: 0.420 Chris Snelling, L (7, 9) OBP: 0.333, SLG: 0.286	3-2 L4 ①			1-0 P6 ①	3-3 K ③		2-1 1B		2-2 F9 ②	4 0 1 0 0 1 2 1 0 0 0 0 0 0			
Randy Winn, S (1, 7) OBP: 0.338, SLG: 0.382	0-1 L4 ②			3-2 F8 ②		2-1 L5 ①	0-0 G3 ③		1-0 F7 ③	5 0 0 0 0 0 1			
Raul Ibanez, L (1, 10) OBP: 0.361, SLG: 0.470	1-2 G4-3 ③			4-2 29 FC5 1B BB		3-2 HR		0-2 HR 1B		3 2 2 1 1 0 0			
Richie Sexson, R (1, 3) OBP: 0.362, SLG: 0.531			1-3 K ①	2-2 1B		1-2 F9 ②		2-0 HR		4 1 2 2 0 1 0			
29 Adrian Beltré, R (1, 5) OBP: 0.305, SLG: 0.410 Scott Spiezio, S (8, PH) OBP: 0.200, SLG: 0.273 (8, 5)			2-1 F9 ②	0-2 FC5 ③		0-0 12 2B 1B		3-2 HR		3 0 1 0 0 0 2 1 1 1 1 0 0 0			
12 Michael Morse, R (1, 6) OBP: 0.410, SLG: 0.438			0-0 G4-3 ③			2-1 4 1B 1B	1-2 2B	2-3 K ①		4 0 2 0 0 1 0			
7 Jeremy Reed, L (1, 8) OBP: 0.328, SLG: 0.357			0-0 B4-3 ①			3-2 L6 ①	2-2 G4-3 ③	0-1 G3 ②		4 0 0 0 0 0 3			
4 Jose Lopez, R (1, 4) OBP: 0.224, SLG: 0.313			1-2 L4 ②			1-2 1B		1-2 G5-3 ③		4 0 1 0 0 0 0			
Miguel Olivo, R (1, 2) OBP: 0.174, SLG: 0.266			2-2 G5-3 ③			2-1 F7 ②		1-2 P3 ②		4 0 0 0 0 1 2			
<b>Inning Stats</b>	R: 0 H: 0 E: 0 LOB: 0 K: 0 BB: 0 S: 9 P: 13	R: 0 H: 0 E: 0 LOB: 0 K: 1 BB: 0 S: 6 P: 9	R: 0 H: 0 E: 0 LOB: 0 K: 0 BB: 0 S: 8 P: 11	R: 0 H: 1 E: 0 LOB: 2 K: 0 BB: 1 S: 15 P: 25	R: 0 H: 2 E: 0 LOB: 2 K: 1 BB: 0 S: 16 P: 27	R: 1 H: 3 E: 0 LOB: 2 K: 0 BB: 0 S: 16 P: 25	R: 0 H: 1 E: 0 LOB: 1 K: 0 BB: 0 S: 8 P: 11	R: 3 H: 3 E: 0 LOB: 0 K: 1 BB: 0 S: 17 P: 25	R: 0 H: 0 E: 0 LOB: 0 K: 1 BB: 0 S: 7 P: 11	1B: 6 SF: 0 2B: 1 SAC: 0 3B: 0 DP: 0 HR: 3 HBP: 0	WP: 0 PA: 38 PB: 0 SB: 0 CS: 0		
<b>PITCHER</b>	IP WLS BF H R ER SO BB IBB HBP BLK WP HR S P ERA WHIP											<b>PITCHER</b>	IP WLS BF H R ER SO BB IBB HBP BLK WP HR S P ERA WHIP
39 Gustavo Chacin, L (1, 1) ERA: 3.69	6.0 W 25 6 1 1 2 1 0 0 0 0 0 1 70 110 1.50 1.167												
Vinnie Chulk, R (7, 1) ERA: 3.71	1.0 4 1 0 0 0 0 0 0 0 0 0 0 8 11 0.00 1.000												
Chad Gaudin, R (8, 1) ERA: 13.5	1.0 6 3 3 3 1 0 0 0 0 0 0 2 17 25 27.00 3.000												
Justin Speier, R (9, 1) ERA: 2.7	1.0 3 0 0 0 0 1 0 0 0 0 0 0 7 11 0.00 0.000												

Seattle Mariners @ Toronto Blue Jays  
Rogers Centre, Toronto, ON  
Wed Jul 20 2005, 7:07 PM EDT  
Att. 28,801 - Clear - 82 F

AB	37
R	4
H	10
RBI	4
BB	1
SO	4
LOB	10



Batter	1	2	3	4	5	6	7	8	9
8 Russ Adams, L OBP: 0.319, SLG: 0.417 (1, 6)	F8		FC3-6 10 2B 1B	10 WP 1B		HR 1B		K	
Frank Catalanotto, L OBP: 0.368, SLG: 0.434 3 Reed Johnson, R OBP: 0.337, SLG: 0.441 (1, 7) (7, 7)	FC5-4 1B		10 2B 1B	K		HR		E6 WP	
10 Vernon Wells, R OBP: 0.325, SLG: 0.496 (1, 8)	K		2 HR 2B	P3		HR 2B		P4	
Shea Hillenbrand, R OBP: 0.358, SLG: 0.455 (1, 5)	FC5-4 1-2f		K		F7	HR		F9	
2 Aaron Hill, R OBP: 0.390, SLG: 0.479 (1, 10)		G5-3	HR		K	G6-3			
9 Gregg Zaun, S OBP: 0.388, SLG: 0.436 (1, 2)		1B	E6		F9		G3-6-1 15 HBP 1B		
15 Alex Rios, R OBP: 0.331, SLG: 0.430 (1, 9)		F9	K			CS 1B	G3-6-1 HBP		
Eric Hinske, L OBP: 0.315, SLG: 0.405 (1, 3)	F9				F9	8 1B HR 1B	G3-6-1		
Orlando Hudson, S OBP: 0.318, SLG: 0.407 John McDonald, R OBP: 0.340, SLG: 0.323 (1, 4) (9, 4)			FC3-8 8 1B	E6 10 WP 8 1B		F8	G6-3		

AB	R	H	RBI	BB	SO	LOB
5	2	2	0	0	1	1
4	2	3	3	0	1	2
1	0	0	0	0	0	0
5	2	2	2	0	1	4
5	1	1	2	0	1	3
4	1	1	2	0	1	0
4	0	2	0	0	0	0
3	0	1	0	0	1	2
4	1	1	0	0	0	3
4	0	1	0	0	0	2
0	0	0	0	0	0	0

WP	PA
2	40
PB: 0	
SB: 0	
CS: 1	

AB	39
R	9
H	14
RBI	9
BB	0
SO	6
LOB	17



WP	PA
2	40
PB: 0	
SB: 0	
CS: 1	

PITCHER	IP	WLS	BF	H	R	ER	SO	BB	IBB	HBP	BLK	WP	HR	S	P	ERA	WHIP
Ryan Franklin, R ERA: 4.75 (1, 1)	5.2	L	30	12	8	8	5	0	0	0	0	1	2	75	111	12.71	2.118
20 J.J. Putz, R ERA: 2.82 (6, 1)	1.1		6	2	1	1	0	0	0	1	0	0	1	14	18	6.75	1.500
Matt Thornton, L ERA: 5.35 (8, 1)	1.0		4	0	0	0	1	0	0	0	0	1	0	9	15	0.00	0.000

**BOTTOM**

**Seattle Mariners @ Toronto Blue Jays**  
 Rogers Centre, Toronto, ON  
 Wed Jul 20 2005, 7:07 PM EDT  
 Att. 28,801 - Clear - 82 F

livebaseballscorecards.com

Seattle Mariners @ Toronto Blue Jays  
 Rogers Centre, Toronto, ON  
 Thu Jul 21 2005, 12:37 PM EDT  
 Att. 26,837 - Sunny - 82 F

livebaseballscorecards.com

AB	33
R	3
H	7
RBI	2
BB	1
SO	2
LOB	8



WP:	0	PA:	36
PB:	0		
SB:	2		
CS:	1		

AB R H RBI BB SO LOB

4	1	2	0	0	0	1
4	1	1	0	0	0	1
2	0	0	1	1	0	0
4	0	1	1	0	1	1
4	0	0	0	0	0	1
4	0	2	0	0	0	0
4	0	0	0	0	1	2
4	0	0	0	0	0	2
3	1	1	0	0	0	0

Batter	1	2	3	4	5	6	7	8	9
51 Ichiro Suzuki, L (1, 9) OBP: 0.349, SLG: 0.421	2-1 G4-3		0-0 G4-3			1-2 SF7 1B		1-2 G5-4-3 1B	
Randy Winn, S (1, 7) OBP: 0.337, SLG: 0.381	3-2 F8			1-1 G3-1		1-2 2B 1B		0-1 G5-4-3	
Raul Ibanez, L (1, 10) OBP: 0.360, SLG: 0.467	1-0 P6			0-1 F8		2-0 SF7		4-2 BB	
Richie Sexson, R (1, 3) OBP: 0.361, SLG: 0.531		2-3 K		1-0 F8		2-1 2B		1-0 G6-3	
29 Adrian Beltré, R (1, 5) OBP: 0.302, SLG: 0.405		2-1 P3			0-0 G6-3	2-2 G6-3		2-2 F9	
7 Jeremy Reed, L (1, 8) OBP: 0.330, SLG: 0.359		0-0 1B			2-1 E6		0-1 G4-3	2-1 1B	
12 Michael Morse, R (1, 6) OBP: 0.399, SLG: 0.424		1-1 CS	2-2 F9		2-2 F7		1-1 F8	1-3 K	
4 Jose Lopez, R (1, 4) OBP: 0.211, SLG: 0.294			3-2 P5		1-0 G1-3		1-1 F8	1-1 G5-3	
Pat Borders, R (1, 2) OBP: 0.252, SLG: 0.295			1-1 E5			0-1 F7		2-2 51 1B G5-4-3 2B	

Inning Stats	R: 0	H: 0	E: 0	K: 0	S: 6	R: 0	H: 1	E: 0	K: 1	S: 7	R: 0	H: 0	E: 1	K: 0	S: 11	R: 0	H: 0	E: 0	K: 0	S: 5	R: 0	H: 0	E: 1	K: 0	S: 7	R: 2	H: 3	E: 0	K: 0	S: 14	R: 0	H: 0	E: 0	K: 0	S: 6	R: 1	H: 2	E: 0	K: 0	S: 14	R: 0	H: 1	E: 0	K: 1	S: 10	1B: 5	SF: 1	2B: 2	SAC: 0	3B: 0	DP: 1	HR: 0	HBP: 0												

PITCHER	IP	WLS	BF	H	R	ER	SO	BB	IBB	HBP	BLK	WP	HR	S	P	ERA	WHIP
Josh Towers, R (1, 1) ERA: 4.79	7.0	W	27	5	3	3	1	0	0	0	0	0	0	60	96	3.86	0.714
Scott Schoeneweis, L (8, 1) ERA: 4.68	0.2		3	1	0	0	0	1	0	0	0	0	0	9	14	0.00	3.000
Miguel Batista, R (8, 1) ERA: 3.18	1.1	S	5	1	0	0	1	0	0	0	0	0	0	11	18	0.00	0.750

Batter	1	2	3	4	5	6	7	8	9
8 Russ Adams, L (1, 6) OBP: 0.320, SLG: 0.416	1-1 G6-3		1-1 HR 10 1B		0-2 G4-3		0-0 F7	2-1 1B	
Frank Catalanotto, L (1, 7) OBP: 0.370, SLG: 0.447 15 Alex Rios, R (8, 9) OBP: 0.330, SLG: 0.428	1-2 G6-3		2-2 F7 SAFE		1-1 2B		3-2 E6 3B	2-1 F9	
10 Vernon Wells, R (1, 8) OBP: 0.327, SLG: 0.496	1-2 G6-3		0-0 HR 1-2 1B		2-3 K		2-2 HBP 1B		
Shea Hillenbrand, R (1, 3) OBP: 0.360, SLG: 0.465		0-1 G6-3	1-2 HR 1-H 2-H		0-1 FC3-6 2 BB 1B		1-2 HBP		
2 Aaron Hill, R (1, 5) OBP: 0.388, SLG: 0.472		3-2 F9	2-1 G6-3		4-1 FC3-6 BB		0-2 L3		
3 Reed Johnson, R (1, 9) OBP: 0.336, SLG: 0.451 (8, 7)		3-2 HR		3-2 F9		1-3 K	1-2 F8		
Eric Hinske, L (1, 10) OBP: 0.315, SLG: 0.407		2-3 K		2-2 K		0-0 FC3-6 BB 1-2f 2-3	3-1 FC1-5-6 2B		
Frank Menechino, R (1, 4) OBP: 0.388, SLG: 0.351			3-1 G4-3 8 1B		0-2 G5-3		1-2 FC6 FC1-5-6 BB		
Ken Huckaby, R (1, 2) OBP: 0.203, SLG: 0.159			1 SAFE 0-2 G4-3 1-2		1-2 G4-3		0-2 G3-1	1-0 FC1-5-6 8 1B 1-2 2-3	


Inning Stats	R: 0 E: 0 K: 0 S: 8	H: 0 LOB: 0 BB: 0 P: 11	R: 1 E: 0 K: 1 S: 11	H: 1 LOB: 0 BB: 0 P: 19	R: 4 E: 0 K: 0 S: 18	H: 4 LOB: 0 BB: 0 P: 27	R: 0 E: 0 K: 1 S: 12	H: 0 LOB: 0 BB: 0 P: 17	R: 0 E: 0 K: 1 S: 15	H: 1 LOB: 1 BB: 0 P: 19	R: 0 E: 0 K: 1 S: 13	H: 1 LOB: 3 BB: 2 P: 22	R: 1 E: 1 K: 0 S: 18	H: 2 LOB: 2 BB: 0 P: 25	R: 0 E: 0 K: 0 S: 10	H: 2 LOB: 2 BB: 0 P: 19
--------------	------------------------------	----------------------------------	-------------------------------	----------------------------------	-------------------------------	----------------------------------	-------------------------------	----------------------------------	-------------------------------	----------------------------------	-------------------------------	----------------------------------	-------------------------------	----------------------------------	-------------------------------	----------------------------------

PITCHER	IP	WLS	BF	H	R	ER	SO	BB	IBB	HBP	BLK	WP	HR	S	P	ERA	WHIP
Joel Pineiro, R (1, 1) ERA: 5.72	6.0	L	27	7	5	5	4	2	0	0	0	0	2	77	115	7.50	1.500
40 Julio Mateo, R (7, 1) ERA: 2.88	1.0		6	2	1	1	0	0	0	1	0	0	0	18	25	9.00	2.000
Jeff Nelson, R (8, 1) ERA: 3.1	1.0		5	2	0	0	0	0	0	0	0	0	0	10	19	0.00	2.000

**BOTTOM**

AB	R	H	RBI	BB	SO	LOB
5	1	2	1	0	0	0
4	1	2	0	0	0	1
1	0	0	0	0	0	2
4	1	2	0	0	1	1
3	1	2	3	0	0	0
3	0	0	0	1	0	2
4	1	1	1	0	1	4
4	0	1	0	0	2	2
3	1	1	0	1	0	1
4	0	0	0	0	0	6

**AB 35**  
**R 6**  
**H 11**  
**RBI 5**  
**BB 2**  
**SO 4**  
**LOB 19**



WP: 0 PA: 38  
PB: 0  
SB: 0  
CS: 0

**Seattle Mariners @ Toronto Blue Jays**  
Rogers Centre, Toronto, ON  
Thu Jul 21 2005, 12:37 PM EDT  
Att. 26,837 - Sunny - 82 F

livebaseballscorecards.com

Batter	1	2	3	4	5	6	7	8	9	AB R H RBI BB SO LOB	TOP											
8 Russ Adams, L (1, 6) OBP: 0.323, SLG: 0.415	4-0 G4-6-3 BB		2-1 G4-3		2-1 G1-6-3 1B		0-2 F8			3 0 1 0 1 0 2												
Frank Catalanotto, L (1, 7) OBP: 0.370, SLG: 0.446	0-2 G4-6-3		2-2 10 HR 1B		1-2 G1-6-3			1-2 WP 1B		3 1 1 1 0 0 3												
3 Reed Johnson, R (8, PH) OBP: 0.339, SLG: 0.453	1-2f		3-H		1-2f					1 0 1 0 0 0 0												
10 Vernon Wells, R (1, 8) OBP: 0.326, SLG: 0.501	1-0 P3		0-0 1-H HR		0-0 P6			0-0 P3		4 1 1 2 0 0 1												
Shea Hillenbrand, R (1, 5) OBP: 0.362, SLG: 0.468		2-2 E5 L9 1B	3-3 K		1-1 2B			2-3 K		4 0 2 0 0 2 1												
2 Aaron Hill, R (1, 10) OBP: 0.381, SLG: 0.462	0-2 L9			2-0 P2		0-0 P2		1-0 L9		4 0 0 0 0 0 3												
9 Gregg Zaun, S (1, 2) OBP: 0.382, SLG: 0.429	0-1 G1-3			1-3 K		2-1 F7		3-2 F8		4 0 0 0 0 1 2												
15 Alex Rios, R (1, 9) OBP: 0.326, SLG: 0.423	3-1 F8			1-0 P3		2-1 F9		3-2 G6-3		4 0 0 0 0 0 1												
Eric Hinske, L (1, 3) OBP: 0.314, SLG: 0.405			1-1 F8		2-1 P3		3-2 1B	3-1 F8		4 0 1 0 0 0 0												
Orlando Hudson, S (1, 4) OBP: 0.321, SLG: 0.412			1-1 8 G4-3 1B		0-1 8 1B		3-3 K			3 1 2 0 0 1 1												
<b>Inning Stats</b>	R: 0 E: 0 K: 0 S: 5	H: 0 LOB: 0 BB: 1 P: 10	R: 0 E: 1 K: 0 S: 12	H: 1 LOB: 1 BB: 0 P: 17	R: 3 E: 0 K: 1 S: 13	H: 3 LOB: 0 BB: 0 P: 22	R: 0 E: 0 K: 1 S: 5	H: 0 LOB: 0 BB: 0 P: 9	R: 0 E: 0 K: 0 S: 9	H: 2 LOB: 1 BB: 0 P: 14	R: 0 E: 0 K: 1 S: 6	H: 1 LOB: 1 BB: 0 P: 9	R: 0 E: 0 K: 1 S: 15	H: 1 LOB: 1 BB: 0 P: 23	R: 0 E: 0 K: 1 S: 8	H: 1 LOB: 1 BB: 0 P: 12	R: 0 E: 0 K: 0 S: 9	H: 0 LOB: 0 BB: 0 P: 18	1B: 6 2B: 2 3B: 0 HR: 1	SF: 0 SAC: 0 DP: 2 HBP: 0	WP: 1 PB: 0 SB: 0 CS: 0	PA: 35
<b>PITCHER</b>	IP WLS BF H R ER SO BB IBB HBP BLK WP HR S P ERA WHIP																					
Runelvys Hernandez, R (1, 1) ERA: 4.34	6.0 W 24 7 3 3 2 1 0 0 0 0 0 1 50 81 4.50 1.333																					
Andrew Sisco, L (7, 1) ERA: 2.56	0.2 H 3 1 0 0 1 0 0 0 0 0 0 0 11 19 0.00 1.500																					
Jeremy Affeldt, L (7, 1) ERA: 2.55	1.1 H 5 1 0 0 1 0 0 0 0 1 0 12 16 0.00 0.750																					
Mike MacDougal, R (9, 1) ERA: 3.35	1.0 S 3 0 0 0 0 0 0 0 0 0 0 0 9 18 0.00 0.000																					

Toronto Blue Jays @ Kansas City Royals  
Kauffman Stadium, Kansas City, MO

Fri Jul 22 2005, 7:10 PM CDT  
Att. 20,958 - Clear - 98 F

livebaseballscorecards.com

AB	34
R	3
H	9
RBI	3
BB	1
SO	4
LOB	14





Batter	1	2	3	4	5	6	7	8	9	AB R H RBI BB SO LOB
9 David DeJesus, L (1, 8) OBP: 0.368, SLG: 0.452	1-2 29 HBP 2B 1B	2-1 SF8		0-1 L3 1-1			4-0 1B BB			2 1 1 1 1 0 2
Terrence Long, L (1, 7) OBP: 0.315, SLG: 0.379	4-2 29 HBP 2B BB	2-0 G4-3			2-3 K		0-0 G6-3 1B			3 1 1 0 1 1 0
29 Mike Sweeney, R (1, 10) OBP: 0.346, SLG: 0.531 Donnie Murphy, R (3, PH) OBP: 0.500, SLG: 0.833	1-0 2B G5-3 HBP		3-2 K		4-2 FC4-6 BB		1-2 G6-3			0 1 0 0 0 0 0 2 0 0 0 1 1 2
Matt Stairs, L (1, 3) OBP: 0.367, SLG: 0.449 Joe McEwing, R (8, PR) OBP: 0.278, SLG: 0.316	2-0 24 G4-3 2B		1-1 G3		2-2 FC4-6 FC5-4		0-0 24 G4-3 1B			4 0 2 2 0 0 1 0 0 0 0 0 0 0
Emil Brown, R (1, 9) OBP: 0.353, SLG: 0.445	0-2 G5-3		3-0 G6-3		2-1 FC5-4		0-1 F8			4 0 0 1 0 0 3
24 Mark Teahen, L (1, 5) OBP: 0.304, SLG: 0.370	1-1 G4-3			4-2 14 1B BB		2-1 G3		1-2 G4-3		3 1 0 0 1 0 2
4 Angel Berroa, R (1, 6) OBP: 0.299, SLG: 0.367	0-2 P4		2-3 K		0-2 K		0-2 K			3 0 0 0 0 2 2
Ruben Gotay, S (1, 4) OBP: 0.304, SLG: 0.367				4-0 14 1B BB		1-0 G4-3				2 0 0 0 1 0 0
14 John Buck, R (1, 2) OBP: 0.278, SLG: 0.359				0-0 9 L3 1B			0-0 F8			3 1 2 1 0 0 0

Inning Stats	R: 3 E: 0 K: 0 S: 14	H: 2 LOB: 1 BB: 1 P: 23	R: 1 E: 0 K: 0 S: 7	H: 1 LOB: 0 BB: 0 P: 11	R: 0 E: 0 K: 1 S: 6	H: 0 LOB: 0 BB: 0 P: 13	R: 1 E: 0 K: 1 S: 12	H: 1 LOB: 1 BB: 2 P: 21	R: 0 E: 0 K: 1 S: 12	H: 0 LOB: 1 BB: 1 P: 22	R: 0 E: 0 K: 1 S: 8	H: 0 LOB: 0 BB: 0 P: 11	R: 0 E: 0 K: 0 S: 6	H: 1 LOB: 1 BB: 1 P: 11	R: 0 E: 0 K: 0 S: 7	H: 1 LOB: 1 BB: 0 P: 8
1B: 4 2B: 2 3B: 1 HR: 0	SF: 1 SAC: 0 DP: 3 HBP: 1	WP: 0 PB: 0 SB: 0 CS: 0	PA: 33													

PITCHER	IP	WLS	BF	H	R	ER	SO	BB	IBB	HBP	BLK	WP	HR	S	P	ERA	WHIP
Pete Walker, R (1, 1) ERA: 3.03	3.1	L	18	4	5	5	2	3	0	1	0	0	0	37	66	13.50	2.100
37 Scott Downs, L (4, 1) ERA: 5.53	3.0		11	1	0	0	2	2	0	0	0	0	0	24	41	0.00	1.000
54 Jason Frasor, R (7, 1) ERA: 4.43	1.2		4	1	0	0	0	0	0	0	0	0	0	11	13	0.00	0.600

BOTTOM

Toronto Blue Jays @ Kansas City Royals  
Kauffman Stadium, Kansas City, MO

Fri Jul 22 2005, 7:10 PM CDT  
Att. 20,958 - Clear - 98 F

livebaseballscorecards.com

AB	26
R	5
H	6
RBI	5
BB	5
SO	4
LOB	12



Batter	1	2	3	4	5	6	7	8	9	AB R H RBI BB SO LOB	TOP											
3 Reed Johnson, R OBP: 0.340, SLG: 0.452 (1, 8)	1-2 1B 10 SF9 1B		X 0-0 1-2 3B 1B	B X 1-0 F8	③ C X 0-1 G6-3			1 SAFE 1-0 G4-6-3 1-2f		5 2 2 0 0 0 4												
Frank Catalanotto, L OBP: 0.374, SLG: 0.455 (1, 7)	1-2 1-3 1B		X 0-0 1-H 2-H 3B		10 2B F7			X 0-0 F7		4 1 2 2 1 0 1												
10 Vernon Wells, R OBP: 0.324, SLG: 0.501 (1, 10)	0-2 SF9		X 0-0 F8		X 0-0 2B 1-3			X 0-1 F9		4 1 1 1 0 0 1												
Shea Hillenbrand, R OBP: 0.360, SLG: 0.467 (1, 5)	0-1 F8 3-H		C X 0-1 G6-3		X 0-0 9 WP 9 E 2B 2-H 3-H			C X 2-2 G5-3		5 1 1 2 0 1 2												
2 Aaron Hill, R OBP: 0.377, SLG: 0.453 (1, 6)	1 SAFE 3-2 G1-3		B D C X 2-1 F8		C S F B B X 4-2 9 E 9 WP 2B BB			S X 0-1 F9		4 1 0 0 1 0 2												
9 Gregg Zaun, S OBP: 0.380, SLG: 0.426 (1, 2)		C C C X 1-2 G3		S S B X 1-2 F8	1-2 E4 15 BB 2B		X 0-0 15 G5-4-3 1B			4 1 1 1 0 0 1												
15 Alex Rios, R OBP: 0.328, SLG: 0.422 (1, 9)		B X 1-0 F7		B X 1-0 BB 1B	B C B B 4-2 SAFE 2B 1-2 SF7 BB		B X 1-0 G5-4-3 1-2f			3 1 1 0 1 0 1												
Eric Hinske, L OBP: 0.316, SLG: 0.407 (1, 3)		C B F B X 1-2 P2		S B B B B X 4-1 BB	X 0-0 3 G6-3 2B		B X 1-0 G4-1			3 0 1 2 1 0 0												
Orlando Hudson, S OBP: 0.320, SLG: 0.412 (1, 4)		C C B B B X 3-2 3B 3B 1B		B F S F B X 1-3 K	1-0 SF7		C C B B X 2-2 E3 3 G4-6-3			3 1 1 1 0 1 2												
<b>Inning Stats</b>	R: 1 E: 0 K: 0 S: 14	H: 2 LOB: 1 BB: 0 P: 19	R: 0 E: 0 K: 0 S: 8	H: 0 LOB: 0 BB: 0 P: 11	R: 2 E: 0 K: 0 S: 11	H: 3 LOB: 1 BB: 0 P: 16	R: 0 E: 0 K: 1 S: 10	H: 1 LOB: 2 BB: 1 P: 18	R: 6 E: 1 K: 0 S: 21	H: 3 LOB: 1 BB: 3 P: 36	R: 0 E: 0 K: 1 S: 9	H: 0 LOB: 0 BB: 0 P: 11	R: 0 E: 0 K: 0 S: 3	H: 1 LOB: 0 BB: 0 P: 5	R: 0 E: 1 K: 0 S: 5	H: 0 LOB: 0 BB: 0 P: 8	R: 0 E: 0 K: 0 S: 8	H: 0 LOB: 0 BB: 0 P: 10	1B: 6 2B: 3 3B: 1 HR: 0	SF: 2 SAC: 0 DP: 2 HBP: 0	WP: 1 PB: 0 SB: 0 CS: 0	PA: 41
<b>PITCHER</b>	IP WLS BF H R ER SO BB IBB HBP BLK WP HR S P ERA WHIP																					
Kyle Snyder, R ERA: 6.35 (1, 1)	4.0 L 22 8 6 6 1 2 0 0 0 0 0 0 46 71 13.50 2.500																					
Mike Wood, R ERA: 4.03 (5, 1)	4.0 16 2 3 2 1 2 0 0 0 1 0 35 53 4.50 1.000																					
46 Juan Carlos Oviedo, R ERA: 7.53 (9, 1)	1.0 3 0 0 0 0 0 0 0 0 0 0 8 10 0.00 0.000																					

Toronto Blue Jays @ Kansas City Royals  
Kauffman Stadium, Kansas City, MO

Sat Jul 23 2005, 6:10 PM CDT  
Att. 26,626 - Clear - 98 F

livebaseballscorecards.com

AB	35
R	9
H	10
RBI	9
BB	4
SO	2
LOB	14



Batter	1	2	3	4	5	6	7	8	9	AB	R	H	RBI	BB	SO	LOB
9 David DeJesus, L (1, 8) OBP: 0.363, SLG: 0.445	2-2 P5	2-2 P3			3-2 G4-3		0-1 F8		2-3 K	5	0	0	0	0	1	4
Ruben Gotay, S (1, 10) OBP: 0.303, SLG: 0.365	1-2 F8				0-0 G5-3			2-2 1B SF7 1B		4	1	1	0	0	0	0
Terrence Long, L (1, 7) OBP: 0.318, SLG: 0.381	0-1 G4-3							1-2 FC3-6 1B		4	0	2	0	0	0	0
Emil Brown, R (1, 9) OBP: 0.348, SLG: 0.441		2-1 P5			0-0 G6-3			0-1 SF7		3	0	0	1	0	1	1
Matt Stairs, L (1, 3) OBP: 0.365, SLG: 0.450								3-H FC3-6		4	0	1	0	0	1	1
4 Angel Berroa, R (1, 6) OBP: 0.299, SLG: 0.366		3-2 P6			0-1 G6-3			1-1 FC3-6		4	1	1	0	0	0	2
24 Mark Teahen, L (1, 5) OBP: 0.311, SLG: 0.378		2-0 14 PB 24 BB 14 1B			0-1 G6-3			2-2 F7		4	1	1	0	0	0	2
14 John Buck, R (1, 2) OBP: 0.286, SLG: 0.363		4-2 14 PB 14 1B BB			0-0 G5-4-3			0-1 FC6-4		3	2	2	0	1	1	0
Donnie Murphy, R (1, 4) OBP: 0.417, SLG: 0.600		1-0 1B 1B			0-0 G5-4-3			0-0 FC6-4		3	0	2	2	0	0	2
		1-1 1B			0-0 F9			1-2 FC6-4		4	0	1	1	0	1	2

Inning Stats	R: 0	H: 0	E: 0	K: 0	S: 9	R: 2	H: 3	E: 0	K: 0	S: 15	R: 0	H: 1	E: 0	K: 0	S: 6	R: 0	H: 2	E: 0	K: 0	S: 9	R: 0	H: 0	E: 0	K: 2	S: 8	R: 1	H: 2	E: 0	K: 0	S: 12	R: 0	H: 0	E: 0	K: 3	S: 11	1B: 8	SF: 1	2B: 2	SAC: 0	3B: 0	DP: 2	HR: 0	HBP: 1	WP: 0	PA: 37
--------------	------	------	------	------	------	------	------	------	------	-------	------	------	------	------	------	------	------	------	------	------	------	------	------	------	------	------	------	------	------	-------	------	------	------	------	-------	-------	-------	-------	--------	-------	-------	-------	--------	-------	--------

PITCHER	IP	WLS	BF	H	R	ER	SO	BB	IBB	HBP	BLK	WP	HR	S	P	ERA	WHIP
Dave Bush, R (1, 1) ERA: 4.77	7.0	W	28	8	3	3	2	1	0	0	0	0	0	65	99	3.86	1.286
Vinnie Chulk, R (8, 1) ERA: 3.83	1.0		5	2	1	1	0	0	0	0	0	0	0	15	21	9.00	2.000
Justin Speier, R (9, 1) ERA: 2.63	1.0		4	0	0	0	3	0	0	1	0	0	0	11	19	0.00	0.000

BOTTOM

Toronto Blue Jays @ Kansas City Royals  
Kauffman Stadium, Kansas City, MO  
Sat Jul 23 2005, 6:10 PM CDT  
Att. 26,626 - Clear - 98 F

livebaseballscores.com

AB	34
R	4
H	10
RBI	4
BB	1
SO	5
LOB	12



Batter	1	2	3	4	5	6	7	8	9	AB R H RBI BB SO LOB	TOP										
8 Russ Adams, L (1, 6) OBP: 0.320, SLG: 0.419	1-1 1B 3B	0-1 G3-1		1-0 L7			2-1 F8	2-3 K		5 1 1 0 0 1 4											
Frank Catalanotto, L (1, 7) OBP: 0.378, SLG: 0.459	0-1 BB 1B		2-2 G3		1-0 L5		4-2 15 1B BB		1-2 1B 2B	4 1 2 1 1 0 0											
10 Vernon Wells, R (1, 8) OBP: 0.322, SLG: 0.497	0-1 L6		2-0 G5-3		2-3 K		1-0 1-2 1B		3-3 K	3 0 0 0 0 1 1 2 0 1 0 0 1 1											
15 Alex Rios, R (5, 9) OBP: 0.329, SLG: 0.422																					
Shea Hillenbrand, R (1, 10) OBP: 0.360, SLG: 0.465	1 SAFE 1-2 BB	4-2 2 G6-4-3 BB		0-2 G5-3		2-0 G6-3		0-3 K	0-0 2 G6-3 1B	4 0 1 1 1 1 2											
2 Aaron Hill, R (1, 5) OBP: 0.368, SLG: 0.442	1-0 G6-4-3 1-2f			2-2 F7		0-3 K2-3	2-1 G6-3		0-1 G6-3 1-2f	5 0 0 0 0 1 5											
9 Gregg Zaun, S (1, 2) OBP: 0.379, SLG: 0.421		1-1 G4-3		4-2 3 1B HR BB		2-0 G4-3		1-3 K		3 1 0 0 1 1 0											
3 Reed Johnson, R (1, 9) OBP: 0.346, SLG: 0.455		2-2 2B HBP		1 SAFE 0-0 1-2 HR 1B		2-2 BB 1B		2-3 K		3 1 2 0 0 1 0											
Eric Hinske, L (1, 3) OBP: 0.324, SLG: 0.424		1 SAFE 1 B 1 C 1 D 1 B 1 C	3-2 1-3 2B	1-1 1-H 2-H HR		1 SAFE 4-1 1-2 BB		4-0 1B BB		2 1 2 3 2 0 0											
Frank Menechino, R (1, 4) OBP: 0.379, SLG: 0.340			0-3 K		0-1 G6-3		3-2 G5-3		1-1 1-3 1B	3 0 0 0 0 1 4 1 0 1 0 0 0 0											
Orlando Hudson, S (8, PH) OBP: 0.322, SLG: 0.413 (8, 4)																					
<b>Inning Stats</b>	R: 1 E: 0 K: 0 S: 9	H: 2 LOB: 1 BB: 1 P: 15	R: 0 E: 0 K: 1 S: 12	H: 1 LOB: 2 BB: 0 P: 18	R: 0 E: 0 K: 0 S: 7	H: 0 LOB: 0 BB: 0 P: 11	R: 3 E: 0 K: 0 S: 11	H: 2 LOB: 0 BB: 1 P: 19	R: 0 E: 0 K: 1 S: 5	H: 1 LOB: 2 BB: 1 P: 10	R: 0 E: 0 K: 1 S: 10	H: 1 LOB: 2 BB: 1 P: 19	R: 0 E: 0 K: 3 S: 12	H: 1 LOB: 2 BB: 1 P: 22	R: 1 E: 0 K: 1 S: 12	H: 2 LOB: 0 BB: 0 P: 16	1B: 6 2B: 2 3B: 1 HR: 1	SF: 0 SAC: 0 DP: 2 HBP: 1	WP: 0 PB: 0 SB: 0 CS: 0	PA: 41	
<b>PITCHER</b>	IP WLS BF H R ER SO BB IBB HBP BLK WP HR S P ERA WHIP																			<b>PITCHER</b>	IP WLS BF H R ER SO BB IBB HBP BLK WP HR S P ERA WHIP
D.J. Carrasco, R (1, 1) ERA: 4.24	6.0 W 27 6 4 4 3 3 0 1 0 0 1 55 95 6.00 1.500																				
Jeremy Affeldt, L (7, 1) ERA: 2.41	1.0 H 5 1 0 0 1 1 0 0 0 0 0 10 19 0.00 2.000																				
Ambiorix Burgos, R (8, 1) ERA: 4.55	1.0 H 5 1 0 0 3 1 0 0 0 0 0 12 22 0.00 2.000																				
Mike MacDougal, R (9, 1) ERA: 3.47	1.0 S 4 2 1 1 1 0 0 0 0 0 0 12 16 9.00 2.000																				

Toronto Blue Jays @ Kansas City Royals  
Kauffman Stadium, Kansas City, MO  
Sun Jul 24 2005, 1:10 PM CDT  
Att. 10,994 - Sunny - 94 F

livebaseballscorecards.com

AB	35
R	5
H	10
RBI	5
BB	5
SO	8
LOB	17





**Los Angeles Angels @ Toronto Blue Jays**  
 Rogers Centre, Toronto, ON  
 Tue Jul 26 2005, 7:07 PM EDT  
 Att. 18,754 - Roof Closed - 68 F

AB	32
R	0
H	8
RBI	0
BB	2
SO	4
LOB	20



WP:	0	PA:	34
PB:	0		
SB:	0		
CS:	0		

AB R H RBI BB SO LOB

4 0 1 0 0 1 4

3 0 0 0 1 0 3

4 0 3 0 0 0 2  
0 0 0 0 0 0 0

4 0 1 0 0 0 3  
0 0 0 0 0 0 0

4 0 0 0 0 0 3

4 0 0 0 0 1 3

4 0 0 0 0 0 2

3 0 2 0 0 1 0

2 0 1 0 1 1 0

1B: 7 SF: 0  
2B: 1 SAC: 0  
3B: 0 DP: 2  
HR: 0 HBP: 0

Batter	1	2	3	4	5	6	7	8	9		
<b>9 Chone Figgins, S</b> (1, 4) OBP: 0.347, SLG: 0.404	0-1 L8 BB 1B		1-1 F7			3-1 G6-4-3 1-2f 2-3		1-3 K			
<b>Darin Erstad, L</b> (1, 3) OBP: 0.340, SLG: 0.380	4-0 SAFE 1-2 BB			0-1 F7		1-0 G4-3		0-1 G1-3			
<b>27 Vladimir Guerrero, R</b> (1, 9) OBP: 0.363, SLG: 0.546 <b>Zach Sorensen, S</b> (9, PR)	2-1 SAFE L8 2-3			0-0 16 G4-6-3 1B			1-1 2B	3-2 20 P3 16 1B			
<b>16 Garret Anderson, L</b> (1, 10) OBP: 0.321, SLG: 0.446 <b>Josh Paul, R</b> (9, PR)	1-1 SAFE G6-3			0-1 G4-6-3 1-2f			2-0 F7	0-1 DI 1-2 1B			
<b>Bengie Molina, R</b> (1, 2) OBP: 0.338, SLG: 0.454		2-2 P6			2-1 F8			0-0 P6	0-1 L4		
<b>20 Juan Rivera, R</b> (1, 7) OBP: 0.276, SLG: 0.409		1-3 K			1-0 G6-3			2-2 G5-3	0-0 P3 2-3		
<b>Orlando Cabrera, R</b> (1, 6) OBP: 0.296, SLG: 0.346		0-0 G3			1-2 F8			2-2 G1-3	2-2 F7 1-2		
<b>Steve Finley, L</b> (1, 8) OBP: 0.285, SLG: 0.402			1-3 K			2-1 9 G6-4-3 6 1B		3-1 6 BB 1B			
<b>6 Maicer Izturis, S</b> (1, 5) OBP: 0.346, SLG: 0.417			1-3 K			0-1 9 G6-4-3 1B		4-1 1-2 BB			
<b>Inning Stats</b>	R: 0 H: 1 E: 0 LOB: 1 K: 0 BB: 1 S: 6 P: 13	R: 0 H: 0 E: 0 LOB: 0 K: 1 BB: 0 S: 7 P: 10	R: 0 H: 0 E: 0 LOB: 0 K: 2 BB: 0 S: 8 P: 11	R: 0 H: 1 E: 0 LOB: 0 K: 0 BB: 0 S: 5 P: 5	R: 0 H: 0 E: 0 LOB: 0 K: 0 BB: 0 S: 6 P: 10	R: 0 H: 2 E: 0 LOB: 1 K: 0 BB: 0 S: 7 P: 13	R: 0 H: 1 E: 0 LOB: 1 K: 0 BB: 0 S: 7 P: 12	R: 0 H: 1 E: 0 LOB: 2 K: 1 BB: 1 S: 11 P: 21	R: 0 H: 2 E: 0 LOB: 3 K: 0 BB: 0 S: 11 P: 16		
<b>39 Gustavo Chacin, L</b> (1, 1) ERA: 3.45 <b>Miguel Batista, R</b> (9, 1) ERA: 3.11	IP WLS BF H R ER SO BB IBB HBP BLK WP HR S P ERA WHIP	8.0 W 29 6 0 0 4 2 0 0 0 0 0 0 57 95 0.00 1.000	1.0 5 2 0 0 0 0 0 0 0 0 0 0 11 16 0.00 2.000							IP WLS BF H R ER SO BB IBB HBP BLK WP HR S P ERA WHIP	

livebaseballscorecards.com

Batter	1	2	3	4	5	6	7	8	9	AB	R	H	RBI	BB	SO	LOB
8 Russ Adams, L (1, 6) OBP: 0.329, SLG: 0.422	4-2 1B HR BB	0-0 1-2 1B		0-1 2-H 1B 1B	4-2 1-2 BB		0-0 G3			3	2	2	1	2	0	2
Frank Catalanotto, L (1, 7) OBP: 0.376, SLG: 0.456 3 Reed Johnson, R (8, 7) OBP: 0.345, SLG: 0.453	0-1 1-2 HR 1B	3-1 G4-3		2-2 G4-3 1-2	2-3 K			1-3 K		4	1	1	0	0	1	6
10 Vernon Wells, R (1, 8) OBP: 0.320, SLG: 0.501	2-1 F8		0-0 F8	2-3 K		0-0 P5		0-0 HR		5	1	1	1	0	1	3
Shea Hillenbrand, R (1, 3) OBP: 0.363, SLG: 0.475	0-1 1-H 2-H HR		1-1 1B	0-0 2-H 1B		1-0 F8		1-0 P4		5	1	3	4	0	0	0
47 Corey Koskie, L (1, 5) OBP: 0.315, SLG: 0.425	2-1 9 G6-3 1B		0-1 F9	3-2 F8		3-2 G4-3		4-2 9 FC6-4 BB		4	0	1	0	1	0	2
9 Gregg Zaun, S (1, 2) OBP: 0.376, SLG: 0.417	1-2 G6-3 1-2f		2-2 F9		2-2 G3-6 1B		3-1 F7	0-2 FC6-4		5	0	1	0	0	0	3
Eric Hinske, L (1, 10) OBP: 0.326, SLG: 0.423		2-1 G4-3		0-2 15 2B 1B	1-0 G3-6 1-2f		4-1 15 HBP BB			3	1	1	0	1	0	1
15 Alex Rios, R (1, 9) OBP: 0.331, SLG: 0.425		2-2 G4-3		2-1 1-H 2B 2B	0-0 E5 1B		1-1 1-2 HBP			3	1	1	1	0	0	0
Orlando Hudson, S (1, 4) OBP: 0.327, SLG: 0.421		0-1 8 1B 1B		0-1 2-H 8 1B 2B	2-1 8 BB 1B		2-2 L9			4	1	3	1	0	0	2

Inning Stats	R: 3	H: 3	E: 0	K: 15	S: 15	LOB: 0	BB: 1	P: 24	R: 0	H: 2	E: 0	K: 10	S: 10	LOB: 2	BB: 0	P: 17	R: 0	H: 1	E: 0	K: 8	S: 8	LOB: 1	BB: 0	P: 11	R: 4	H: 5	E: 0	K: 1	S: 20	LOB: 1	BB: 0	P: 29	R: 0	H: 2	E: 1	K: 13	S: 13	LOB: 3	BB: 1	P: 24	R: 0	H: 0	E: 0	K: 5	S: 5	LOB: 0	BB: 0	P: 9	R: 0	H: 0	E: 0	K: 8	S: 8	LOB: 2	BB: 1	P: 18	R: 1	H: 1	E: 0	K: 14	S: 14	LOB: 1	BB: 1	P: 20
--------------	------	------	------	-------	-------	--------	-------	-------	------	------	------	-------	-------	--------	-------	-------	------	------	------	------	------	--------	-------	-------	------	------	------	------	-------	--------	-------	-------	------	------	------	-------	-------	--------	-------	-------	------	------	------	------	------	--------	-------	------	------	------	------	------	------	--------	-------	-------	------	------	------	-------	-------	--------	-------	-------

PITCHER	IP	WLS	BF	H	R	ER	SO	BB	IBB	HBP	BLK	WP	HR	S	P	ERA	WHIP
Paul Byrd, R (1, 1) ERA: 4.1	3.0	L	19	10	7	7	0	1	0	0	0	0	1	42	63	21.00	3.667
Kevin Gregg, R (4, 1) ERA: 6.75	3.1		16	3	0	0	2	2	0	1	0	0	0	33	63	0.00	1.500
Joel Peralta, R (7, 1) ERA: 4.5	1.2		7	1	1	1	1	1	0	0	0	0	1	18	26	5.40	1.200

**BOTTOM**

**Los Angeles Angels @ Toronto Blue Jays**  
 Rogers Centre, Toronto, ON  
 Tue Jul 26 2005, 7:07 PM EDT  
 Att. 18,754 - Roof Closed - 68 F

AB	37
R	8
H	14
RBI	8
BB	4
SO	3
LOB	19



WP	HR	S	P	ERA	WHIP
0	0	0	0	0	0

Batter	1	2	3	4	5	6	7	8	9	10	AB R H RBI BB SO LOB
9 Chone Figgins, S OBP: 0.346, SLG: 0.402	1-0 P5		0-3 K		0-0 G3-6-1 1-2 1B		0-3 K			0-1 P5	5 0 1 0 0 2 3
Darin Erstad, L OBP: 0.343, SLG: 0.385	1-2 G3-1		2-1 G3-6-1 27 S 2-H 1B		1-1 G3-6-1			2-2 1B 16 1B		2-1 1B 2B	5 0 3 1 0 0 2
27 Vladimir Guerrero, R OBP: 0.364, SLG: 0.552	3-2 HR		1-2 G5-3 1-2			2-2 G5-3		0-0 F8		4-0 1B IBB	4 1 1 1 1 0 2
16 Garret Anderson, L OBP: 0.319, SLG: 0.443	0-1 G3			0-1 E6		1-2 L8		0-1 FC6 1-3 1B		0-0 F7	5 0 1 0 0 0 2
Steve Finley, L OBP: 0.294, SLG: 0.399		2-2 F8		1-0 F8		2-2 G5-3		2-3 K		1-1 1B 1-2 2-3 1B	5 0 1 0 0 1 3
Bengie Molina, R OBP: 0.331, SLG: 0.443		0-1 G6-3		1-0 P4			0-0 P4	0-1 FC6		3-2 G1-3	5 0 0 0 0 0 6
Jeff DaVanon, S OBP: 0.344, SLG: 0.320		3-3 K		3-1 F7			0-2 F8		2-0 G3		4 0 0 0 0 1 1
Orlando Cabrera, R OBP: 0.298, SLG: 0.348			1-1 G6-3		2-1 9 1B		0-2 S 1B		1-2 F8		4 0 2 0 0 0 0
Adam Kennedy, L OBP: 0.379, SLG: 0.401			0-2 1B 2B		1-2 F8		4-1 BB		1-2 G4-3		3 1 1 0 1 0 1

Inning Stats	R: 1 E: 0 K: 0 S: 9	H: 1 LOB: 0 BB: 0 P: 14	R: 0 E: 0 K: 1 S: 8	H: 0 LOB: 0 BB: 0 P: 13	R: 1 E: 0 K: 1 S: 14	H: 2 LOB: 1 BB: 0 P: 18	R: 0 E: 1 K: 0 S: 7	H: 0 LOB: 1 BB: 0 P: 11	R: 0 E: 0 K: 0 S: 9	H: 2 LOB: 1 BB: 0 P: 13	R: 0 E: 0 K: 0 S: 12	H: 0 LOB: 0 BB: 0 P: 17	R: 0 E: 0 K: 1 S: 13	H: 1 LOB: 2 BB: 1 P: 16	R: 0 E: 0 K: 1 S: 11	H: 2 LOB: 2 BB: 0 P: 15	R: 0 E: 0 K: 0 S: 7	H: 0 LOB: 0 BB: 0 P: 11	R: 0 E: 0 K: 0 S: 11	H: 2 LOB: 3 BB: 1 P: 21	1B: 7 2B: 2 3B: 0 HR: 1	SF: 0 SAC: 0 DP: 1 HBP: 0
--------------	------------------------------	----------------------------------	------------------------------	----------------------------------	-------------------------------	----------------------------------	------------------------------	----------------------------------	------------------------------	----------------------------------	-------------------------------	----------------------------------	-------------------------------	----------------------------------	-------------------------------	----------------------------------	------------------------------	----------------------------------	-------------------------------	----------------------------------	----------------------------------	------------------------------------

PITCHER	IP	WLS	BF	H	R	ER	SO	BB	IBB	HBP	BLK	WP	HR	S	P	ERA	WHIP
Josh Towers, R ERA: 4.6	6.2		27	6	2	1	2	1	0	0	0	0	1	69	99	1.35	1.050
Scott Schoeneweis, L ERA: 4.5	0.1		2	1	0	0	1	0	0	0	0	0	0	6	8	0.00	3.000
54 Jason Frasor, R ERA: 4.2	1.0		4	1	0	0	1	0	0	0	0	0	0	8	10	0.00	1.000
Miguel Batista, R ERA: 2.98	2.0	W	9	2	0	0	0	0	1	0	0	0	0	18	32	0.00	1.000

TOP

Los Angeles Angels @ Toronto Blue Jays  
Rogers Centre, Toronto, ON  
Wed Jul 27 2005, 7:07 PM EDT  
Att. 18,998 - Partly Cloudy - 72 F

AB	40
R	2
H	10
RBI	2
BB	2
SO	4
LOB	20



WP: 0	PA: 42
PB: 0	
SB: 2	
CS: 0	



Batter	1	2	3	4	5	6	7	8	9	10	AB R H RBI BB SO LOB
8 Russ Adams, L OBP: 0.327, SLG: 0.418 (1, 6)	G4-3		F8	G3			G3			SH5-3 1B	5 1 1 0 0 0 2
Frank Catalanotto, L OBP: 0.374, SLG: 0.453 (1, 7)	L9		10 1B				K			SH5-3 1B	4 0 1 0 0 1 0
10 Vernon Wells, R OBP: 0.324, SLG: 0.507 (1, 8)	F8		1B				G4-3			47 2 1B IBB	4 1 2 0 1 0 0
Shea Hillenbrand, R OBP: 0.362, SLG: 0.472 (1, 10)		K	F4				P5			47 G4-6-3 1B	4 0 1 0 0 1 3
2 Aaron Hill, R OBP: 0.371, SLG: 0.444 (8, PR)										47 WP 1B	1 0 1 0 0 0 0
47 Corey Koskie, L OBP: 0.314, SLG: 0.420 (1, 5)		P4	L8							WP	5 0 1 1 0 0 5
9 Gregg Zaun, S OBP: 0.377, SLG: 0.414 (1, 2)		1B 15 1B BB					F7				2 1 0 0 2 0 2
Eric Hinske, L OBP: 0.325, SLG: 0.421 (1, 3)		15 1B					K			G3-1	4 0 1 0 0 2 1
15 Alex Rios, R OBP: 0.330, SLG: 0.422 (1, 9)		1B					F8			G4-3	4 0 1 1 0 0 1
Orlando Hudson, S OBP: 0.326, SLG: 0.419 (1, 4)		G1-3					K			K	4 0 1 0 0 2 2

Inning Stats	R: 0	H: 0	E: 0	K: 0	S: 9	R: 1	H: 2	E: 0	K: 1	S: 13	R: 0	H: 2	E: 0	K: 0	S: 11	R: 0	H: 1	E: 0	K: 1	S: 11	R: 1	H: 2	E: 0	K: 0	S: 7	R: 0	H: 0	E: 0	K: 2	S: 11	R: 0	H: 0	E: 0	K: 1	S: 9	R: 0	H: 1	E: 0	K: 0	S: 7	R: 0	H: 0	E: 0	K: 1	S: 7	R: 0	H: 0	E: 0	K: 1	S: 7	R: 1	H: 2	E: 0	K: 0	S: 6
	0	0	0	0	12	0	2	0	1	23	0	2	0	0	17	0	1	0	1	19	0	2	0	0	11	0	0	0	0	15	0	0	0	0	11	0	1	0	14	0	0	0	7	0	0	0	7	1	2	0	0	14			

PITCHER	IP	WLS	BF	H	R	ER	SO	BB	IBB	HBP	BLK	WP	HR	S	P	ERA	WHIP
40 Bartolo Colon, R ERA: 3.72 (1, 1)	7.0		30	7	2	2	5	2	0	0	0	0	0	71	108	2.57	1.286
62 Scot Shields, R ERA: 2.13 (8, 1)	2.0		6	1	0	0	1	0	0	0	0	0	0	14	21	0.00	0.500
Brendan Donnelly, R ERA: 3.4 (10, 1)	0.1	L	5	2	1	1	0	0	1	0	0	1	0	6	14	27.00	6.000

**Los Angeles Angels @ Toronto Blue Jays**  
 Rogers Centre, Toronto, ON  
 Wed Jul 27 2005, 7:07 PM EDT  
 Att. 18,998 - Partly Cloudy - 72 F

livebaseballscorecards.com

AB	37
R	3
H	10
RBI	2
BB	3
SO	6
LOB	16



WP: 1	PA: 41
PB: 0	
SB: 0	
CS: 0	

Batter	1	2	3	4	5	6	7	8	9	10	11	12	13	14	15	16	17	18	AB	R	H	RBI	BB	SO	LOB	TOP					
9 Chone Figgins, S OBP: 0.342, SLG: 0.396 (1, 7)																			8	0	1	0	0	3	4						
Darin Erstad, L OBP: 0.339, SLG: 0.383 (1, 3)																				8	0	1	0	0	1	2					
20 Juan Rivera, R OBP: 0.275, SLG: 0.417 Jeff DeVore, S OBP: 0.396, SLG: 0.552 (9, PR)																				4	0	1	0	0	0	2					
16 Garret Anderson, L OBP: 0.315, SLG: 0.435 (1, 10)																				7	0	0	0	1	2	4					
Bengie Molina, R OBP: 0.339, SLG: 0.438 27 Vladimir Guerrero, R OBP: 0.396, SLG: 0.552 José Molina, R OBP: 0.286, SLG: 0.305 (9, PH)																				3	0	0	0	0	0	0					
Steve Finley, L OBP: 0.290, SLG: 0.392 (1, 8)																				7	0	1	1	0	0	2					
Orlando Cabrera, R OBP: 0.298, SLG: 0.347 (1, 6)																				7	0	2	0	0	2	3					
6 Maicer Izturis, S OBP: 0.338, SLG: 0.405 (1, 5)																					6	0	1	0	0	2					
Adam Kennedy, L OBP: 0.377, SLG: 0.397 (1, 4)																					7	0	2	0	0	2	2				
<b>Inning Stats</b>	R: 0 E: 0 K: 1 S: 8	H: 1 LOB: 1 BB: 11	R: 0 E: 0 K: 1 S: 8	H: 0 LOB: 0 BB: 10	R: 0 E: 0 K: 1 S: 11	H: 0 LOB: 0 BB: 18	R: 0 E: 0 K: 0 S: 3	H: 0 LOB: 0 BB: 6	R: 0 E: 0 K: 0 S: 9	H: 1 LOB: 1 BB: 0	R: 0 E: 0 K: 0 S: 6	H: 0 LOB: 0 BB: 10	R: 0 E: 0 K: 1 S: 10	H: 1 LOB: 1 BB: 17	R: 1 E: 0 K: 1 S: 11	H: 1 LOB: 2 BB: 21	R: 0 E: 0 K: 2 S: 10	H: 0 LOB: 0 BB: 14	R: 0 E: 0 K: 0 S: 4	H: 0 LOB: 0 BB: 4	R: 0 E: 0 K: 1 S: 10	H: 0 LOB: 1 BB: 19	R: 0 E: 0 K: 1 S: 13	H: 1 LOB: 2 BB: 15	R: 0 E: 0 K: 0 S: 3	H: 0 LOB: 0 BB: 5	1B: 7 2B: 1 3B: 1 HR: 0	SF: 0 SAC: 1 DP: 0 HBP: 0	WP: 0 PA: 67		
<b>PITCHER</b>	IP WLS BF H R ER SO BB IBB HBP BLK WP HR S P ERA WHIP	8.1 0.1 1.1 3.0 1.0	32 1 4 9 4	5 0 0 0 0	1 0 0 0 0	1 0 0 0 1	4 0 0 0 1	0 0 0 0 0	0 0 0 0 0	0 0 0 0 0	0 0 0 0 0	0 0 0 0 0	0 0 0 0 0	0 0 0 0 0	0 0 0 0 0	0 0 0 0 0	0 0 0 0 0	0 0 0 0 0	0 0 0 0 0	0 0 0 0 0	0 0 0 0 0	0 0 0 0 0	0 0 0 0 0	0 0 0 0 0	0 0 0 0 0	0 0 0 0 0	0 0 0 0 0	0 0 0 0 0	0.00 0.00 0.00 0.00 0.00	1.08 0.00 0.00 0.00 0.00	
Dave Bush, R ERA: 4.35 Scott Schoeneweis, L ERA: 4.46 Justin Speier, R ERA: 2.54 Vinnie Chulk, R ERA: 3.50 54 Jason Frasor, R ERA: 4.11	(1, 1) (9, 1) (8, 1) (11, 1) (14, 1)	8.1 0.1 1.1 3.0 1.0	32 1 4 9 4	5 0 0 0 0	1 0 0 0 0	1 0 0 0 1	4 0 0 0 1	0 0 0 0 0	0 0 0 0 0	0 0 0 0 0	0 0 0 0 0	0 0 0 0 0	0 0 0 0 0	0 0 0 0 0	0 0 0 0 0	0 0 0 0 0	0 0 0 0 0	0 0 0 0 0	0 0 0 0 0	0 0 0 0 0	0 0 0 0 0	0 0 0 0 0	0 0 0 0 0	0 0 0 0 0	0 0 0 0 0	0 0 0 0 0	0 0 0 0 0	0.00 0.00 0.00 0.00 0.00	1.08 0.00 0.00 0.00 1.000		
<b>PITCHER</b>	IP WLS BF H R ER SO BB IBB HBP BLK WP HR S P ERA WHIP	1.0 3.0 1.0 16.1	4 13 3	1 3 0	0 0 0	0 0 2	0 0 0	0 0 0	0 0 0	0 0 0	0 0 0	0 0 0	0 0 0	0 0 0	0 0 0	0 0 0	0 0 0	0 0 0	0 0 0	0 0 0	0 0 0	0 0 0	0 0 0	0 0 0	0 0 0	0 0 0	0 0 0	0 0 0	0 0 0	2.92 2.89	1.0 3.0 2.89

Los Angeles Angels @ Toronto Blue Jays  
Rogers Centre, Toronto, ON  
Thu Jul 28 2005, 7:07 PM EDT  
Att. 19,706 - Clear - 75 F

livebaseballscorecards.com  
AB 62  
R 1  
H 9  
RBI 1  
BB 4  
SO 10  
LOB 24



Batter	1	2	3	4	5	6	7	8	9	10	11	12	13	14	15	16	17	18	AB	R	H	RBI	BB	SO	LOB
8 Russ Adams, L OBP: 0.326, SLG: 0.412 (1, 6)	G6-3			10 1B G1-3 1B		P6			10 1B 1B BB	P5			K			F9			6	1	1	0	1	1	0
Frank Catalanotto, L OBP: 0.369, SLG: 0.443 (1, 7)	10 CS BB			G1-3		K			K		G6-3			F7		G6-3			6	0	0	0	1	2	2
10 Vernon Wells, R OBP: 0.323, SLG: 0.503 (1, 8)	K			1-2					1B 1B		L5			G6-3		K			7	0	2	0	0	2	1
Shea Hillenbrand, R OBP: 0.398, SLG: 0.466 (1, 3)		G5-3		K		K2-3			47 IBB 1B		P3			K					7	0	1	1	0	3	2
47 Corey Koskie, L OBP: 0.313, SLG: 0.411 (1, 5)	K			K		K			3-H 1B				G3-1			2 SH1-4 1B			6	0	1	0	1	3	2
2 Aaron Hill, R OBP: 0.362, SLG: 0.432 (1, 10)	F9							G5-3	K				F7			SH1-4			6	0	0	0	0	2	3
9 Gregg Zaun, S OBP: 0.369, SLG: 0.403 (1, 2)								K	K				F8			L8			7	0	0	0	0	2	4
3 Reed Johnson, R OBP: 0.344, SLG: 0.450 (1, 9)				G4-3															4	0	1	0	0	1	0
Eric Hinske, L OBP: 0.324, SLG: 0.420 (13, PH)				L4															1	0	0	0	0	1	0
15 Alex Rios, R OBP: 0.334, SLG: 0.424 (14, 9)								1B 1B					K			FC4-6 BB			1	1	1	0	1	0	0
Orlando Hudson, S OBP: 0.325, SLG: 0.416 (1, 4)				F8		G6-3							G6-3			FC4-6			7	0	2	1	0	0	2

AB R H RBI BB SO LOB

Los Angeles Angels @ Toronto Blue Jays  
Rogers Centre, Toronto, ON  
Thu Jul 28 2005, 7:07 PM EDT  
Att. 19,706 - Clear - 75 F

livebaseballscores.com

AB	58
R	2
H	9
RBI	2
BB	4
SO	17
LOB	16



Inning Stats		R	H	E	LOB	K	BB	S	P	PITCHER		IP	WLS	BF	H	R	ER	SO	BB	IBB	HBP	BLK	WP	HR	S	P	ERA	WHIP
PITCHER		41 John Lackey, R ERA: 3.7	0	0	0	1	0	9	1	0	62 Scot Shields, R ERA: 2.26		0.1	L	3	2	1	0	0	0	0	0	1	0	9	13	27.00	6.000
BATTER		3 Reed Johnson, R OBP: 0.344, SLG: 0.450 (1, 9)	0	0	0	1	0	9	1	0	62 Scot Shields, R ERA: 2.26		0.1	L	3	2	1	0	0	0	0	0	1	0	9	13	27.00	6.000
BATTER		Eric Hinske, L OBP: 0.324, SLG: 0.420 (13, PH)	0	0	0	1	0	9	1	0	62 Scot Shields, R ERA: 2.26		0.1	L	3	2	1	0	0	0	0	0	1	0	9	13	27.00	6.000
BATTER		15 Alex Rios, R OBP: 0.334, SLG: 0.424 (14, 9)	0	0	0	1	0	9	1	0	62 Scot Shields, R ERA: 2.26		0.1	L	3	2	1	0	0	0	0	0	1	0	9	13	27.00	6.000
BATTER		Orlando Hudson, S OBP: 0.325, SLG: 0.416 (1, 4)	0	0	0	1	0	9	1	0	62 Scot Shields, R ERA: 2.26		0.1	L	3	2	1	0	0	0	0	0	1	0	9	13	27.00	6.000

Batter	1	2	3	4	5	6	7	8	9	AB R H RBI BB SO LOB	TOP											
<b>Gary Matthews, S</b> (1, 8) OBP: 0.310, SLG: 0.452	1-0 HR	0-0 FC6-4			3-2 G6-3		1-3 K		2-2 F7	5 1 1 1 0 1 3												
<b>10 Michael Young, R</b> (1, 6) OBP: 0.377, SLG: 0.508	3-2 FC4-6 BB		2-3 K		1-2 23 BB 1B		2-1 23 FC6-4 1B		3-3 K	4 0 2 1 1 2 0												
<b>23 Mark Teixeira, S</b> (1, 3) OBP: 0.355, SLG: 0.538	0-3 K		2-2 K		4-2 1-2 BB		2-0 FC6-4		1-3 K	4 0 0 0 1 3 2												
<b>9 Hank Blalock, L</b> (1, 10) OBP: 0.345, SLG: 0.470	0-1 FC4-6		1-3 K		1-3 K			1-0 G3		4 0 0 0 0 2 4												
<b>Alfonso Soriano, R</b> (1, 4) OBP: 0.315, SLG: 0.546	0-3 K			1-2 G5-3		0-1 G6-3		2-2 E S 2B 1B		4 1 1 0 0 1 1												
<b>Kevin Mench, R</b> (1, 7) OBP: 0.337, SLG: 0.517		1-1 G6-3 1B 2B		3-2 P5		1-0 F7		1 SAFE 3-2 1B 2B		4 1 2 1 0 0 0												
<b>Richard Hidalgo, R</b> (1, 9) OBP: 0.291, SLG: 0.421		0-0 P3		1-3 K		0-3 K		3-1 2-3 1B		4 0 1 0 0 2 1												
<b>Sandy Alomar Jr., R</b> (1, 2) OBP: 0.311, SLG: 0.333		1-0 G6-3			3-2 10 1B 2B		1-1 G6-3		0-2 P5	4 0 1 0 0 0 3												
<b>Mark DeRosa, R</b> (1, 5) OBP: 0.300, SLG: 0.371		1-2 FC6-4 1B			0-3 K		2-0 10 1B WP HBP		3-3 K	3 1 1 1 0 2 3												
<b>Inning Stats</b>	R: 1 E: 0 K: 2 S: 11	H: 1 LOB: 1 BB: 1 P: 15	R: 1 E: 0 K: 0 S: 8	H: 2 LOB: 1 BB: 0 P: 11	R: 0 E: 0 K: 3 S: 10	H: 0 LOB: 0 BB: 0 P: 15	R: 0 E: 0 K: 1 S: 9	H: 0 LOB: 0 BB: 0 P: 14	R: 0 E: 0 K: 2 S: 20	H: 2 LOB: 3 BB: 1 P: 32	R: 0 E: 0 K: 1 S: 7	H: 0 LOB: 0 BB: 0 P: 8	R: 1 E: 0 K: 1 S: 8	H: 1 LOB: 1 BB: 0 P: 16	R: 1 E: 0 K: 1 S: 17	H: 3 LOB: 2 BB: 0 P: 29	R: 0 E: 0 K: 2 S: 15	H: 0 LOB: 0 BB: 0 P: 21	1B: 5 2B: 3 3B: 0 HR: 1	SF: 0 SAC: 0 DP: 0 HBP: 1	WP: 1 PB: 0 SB: 1 CS: 0	PA: 39
<b>PITCHER</b>	IP WLS BF H R ER SO BB IBB HBP BLK WP HR S P ERA WHIP																					
<b>37 Scott Downs, L</b> (1, 1) ERA: 5.23	5.0 L 22 5 2 2 8 2 0 0 0 0 1 58 87 3.60 1.400																					
<b>22 Brandon League, R</b> (6, 1) ERA: 7.62	1.2 7 1 1 1 2 0 0 1 0 1 0 14 21 5.40 0.600																					
<b>Scott Schoeneweis, L</b> (7, 1) ERA: 4.63	0.2 5 3 1 1 0 0 0 0 0 0 0 11 22 13.50 4.500																					
<b>Justin Speier, R</b> (8, 1) ERA: 2.43	1.2 5 0 0 0 3 0 0 0 0 0 0 22 31 0.00 0.000																					

Texas Rangers @ Toronto Blue Jays  
Rogers Centre, Toronto, ON  
Fri Jul 29 2005, 7:07 PM EDT  
Att. 21,113 - Partly Cloudy - 75 F

livebaseballscorecards.com

AB	36
R	4
H	9
RBI	4
BB	2
SO	13
LOB	17



Batter	1	2	3	4	5	6	7	8	9	AB R H RBI BB SO LOB
15 Alex Rios, R (1, 9) OBP: 0.331, SLG: 0.419	0-3 K ①		0-3 K ②		3-3 K ②			2-0 G5-3 ①		4 0 0 0 0 3 1
Frank Catalanotto, L (1, 7) OBP: 0.367, SLG: 0.438	1-1 F7 ②		1-1 G4-3 ③		4-1 BB			2-1 G3 ②		3 0 0 0 1 0 0
10 Vernon Wells, R (1, 8) OBP: 0.325, SLG: 0.505	0-0 L8 ③			0-0 47 2B	0-3 K ③			2-2 1B 1B		4 1 2 0 0 1 2
Shea Hillenbrand, R (1, 5) OBP: 0.360, SLG: 0.467		2-1 2 FC6-4 1B		1-0 F7 ①		2-1 G6-3 ①		3-2 1B		4 0 2 0 0 0 1
47 Corey Koskie, L (1, 10) OBP: 0.311, SLG: 0.413		0-0 P5 ①		2-2 2 L9 2B		3-1 F9 ②		1-2 G3 ③		4 0 1 1 0 0 3
2 Aaron Hill, R (1, 6) OBP: 0.356, SLG: 0.424		0-1 FC6-4 BB 1-2f		2-2 L9 ②		0-0 G5-3 ③			1-0 F8 ①	4 0 0 0 0 0 2
Eric Hinske, L (1, 3) OBP: 0.323, SLG: 0.416		4-2 BB 1-2		1-2 G3 ③			1-2 K ①		1-3 K ②	3 0 0 0 1 2 1
Orlando Hudson, S (1, 4) OBP: 0.321, SLG: 0.411		0-1 F8 ③			1-0 G3 ①		1-3 K ②		1-3 K ③	4 0 0 0 0 2 2
Ken Huckaby, R (1, 2) OBP: 0.208, SLG: 0.181			1-2 L3 ①		0-0 2B		1-3 K ③			3 0 1 0 0 1 0

Inning Stats	R: 0	H: 0	E: 0	K: 1	S: 7	H: 0	LOB: 0	BB: 0	P: 8	R: 0	H: 1	E: 0	K: 0	S: 9	R: 0	H: 0	E: 0	K: 1	S: 8	R: 1	H: 2	E: 0	K: 0	S: 11	R: 0	H: 1	E: 0	K: 2	S: 10	R: 0	H: 0	E: 0	K: 0	S: 5	R: 0	H: 0	E: 0	K: 3	S: 10	R: 0	H: 2	E: 0	K: 0	S: 12	R: 0	H: 0	E: 0	K: 2	S: 8	1B: 3	2B: 3	3B: 0	HR: 0	SF: 0	SAC: 0	DP: 0	HBP: 0	WP: 0	PB: 0	SB: 0	CS: 0	PA: 35
PITCHER	IP	WLS	BF	H	R	ER	SO	BB	IBB	HBP	BLK	WP	HR	S	P	ERA	WHIP																																													
John Wasdin, R (1, 1) ERA: 4.35	4.2		20	4	1	1	3	2	0	0	0	0	0	42	65	1.93	1.286																																													
Doug Brocail, R (5, 1) ERA: 4.38	2.1	W	7	0	0	0	4	0	0	0	0	0	0	18	26	0.00	0.000																																													
Kevin Grysoski, R (8, 1) ERA: 3.2	1.0	H	5	2	0	0	0	0	0	0	0	0	0	12	22	0.00	2.000																																													
Francisco Cordero, R (9, 1) ERA: 3.61	1.0	S	3	0	0	0	2	0	0	0	0	0	0	8	11	0.00	0.000																																													

BOTTOM

Texas Rangers @ Toronto Blue Jays  
Rogers Centre, Toronto, ON  
Fri Jul 29 2005, 7:07 PM EDT  
Att. 21,113 - Partly Cloudy - 75 F

livebaseballscores.com

AB	33
R	1
H	6
RBI	1
BB	2
SO	9
LOB	12



Batter	1	2	3	4	5	6	7	8	9	AB R H RBI BB SO LOB	TOP																																	
David Dellucci, L (1, 7) OBP: 0.400, SLG: 0.500	4-2 23 FC4-6 10 BB BB	3-3 K			2-3 K	1-2 F8			0-3 K	4 0 0 0 1 3 4																																		
10 Michael Young, R (1, 6) OBP: 0.377, SLG: 0.506	4-0 23 FC4-6 1-2 BB		1-2 G3-1		0-0 23 FC6-5 FC4		3-2 P4		2-0 1B	4 0 1 0 1 0 1																																		
23 Mark Teixeira, S (1, 10) OBP: 0.352, SLG: 0.532	3-2 FC4-6 1-2f 2-3		3-2 G4-3		2-1 1-2f FC6-5		0-0 G6-3		1-3 K	5 0 0 0 0 1 4																																		
9 Hank Blalock, L (1, 5) OBP: 0.342, SLG: 0.466	1-3 K		1-3 K			2-0 G6-3		0-0 F8		4 0 0 0 0 2 2																																		
Alfonso Soriano, R (1, 4) OBP: 0.314, SLG: 0.542	0-1 L4			1-3 K		2-3 K		4-2 L4 S BB		3 0 0 0 1 2 2																																		
Adrián González, L (1, 3) OBP: 0.296, SLG: 0.458		0-2 F7		3-1 G4-3		0-2 HR		1 SAFE 1 SAFE 1 SAFE 1 SAFE 1 D 1 B 1 B 0 B 1-2 BB		3 1 1 1 1 0 0																																		
Kevin Mench, R (1, 9) OBP: 0.341, SLG: 0.519		2-0 2B SF7 1B		4-0 BB		1-1 1B E 1B		2-1 L4 2-2		3 2 2 0 1 0 2																																		
Gary Matthews, S (1, 8) OBP: 0.314, SLG: 0.458		3-2 SF7 2B		2-3 K		1 SAFE 3-2 2B 1B E1		1-2 P4		3 0 2 0 0 1 1																																		
Richard Hidalgo, R (6, 8) OBP: 0.290, SLG: 0.419		1-3 SAFE 2B								1 0 0 0 0 0 1																																		
Rod Barajas, R (1, 2) OBP: 0.312, SLG: 0.421		1-1 SF7			2-2 10 FC4 HBP		0-1 2B		2-2 G3-1	2 0 1 1 0 0 0																																		
		2-3 3-H																																										
<b>Inning Stats</b>	R: 0 E: 0 K: 1 S: 11	H: 0 LOB: 2 BB: 2 P: 23	R: 1 E: 0 K: 1 S: 13	H: 2 LOB: 1 BB: 0 P: 22	R: 0 E: 0 K: 1 S: 9	H: 0 LOB: 0 BB: 0 P: 14	R: 0 E: 0 K: 2 S: 8	H: 0 LOB: 1 BB: 1 P: 18	R: 0 E: 0 K: 1 S: 8	H: 0 LOB: 1 BB: 0 P: 14	R: 2 E: 1 K: 1 S: 20	H: 4 LOB: 2 BB: 0 P: 29	R: 0 E: 0 K: 0 S: 5	H: 0 LOB: 0 BB: 0 P: 8	R: 0 E: 0 K: 0 S: 8	H: 0 LOB: 1 BB: 2 P: 19	R: 0 E: 0 K: 2 S: 11	H: 1 LOB: 1 BB: 0 P: 16	1B: 4 2B: 3 3B: 0 HR: 1	SF: 1 SAC: 0 DP: 1 HBP: 1	WP: 0 PB: 0 SB: 1 CS: 0	PA: 39																						
<b>PITCHER</b>	IP	WLS	BF	H	R	ER	SO	BB	IBB	HBP	BLK	WP	HR	S	P	ERA	WHIP								<b>PITCHER</b>	IP	WLS	BF	H	R	ER	SO	BB	IBB	HBP	BLK	WP	HR	S	P	ERA	WHIP		
40 Dustin McGowan, R (1, 1) ERA: 1.8	5.0		21	2	1	1	6	3	0	1	0	0	0	49	91	1.80	1.000																											
54 Jason Frasor, R (6, 1) ERA: 4.4	1.0	L	7	4	2	2	1	0	0	0	0	0	1	20	29	18.00	4.000																											
Vinnie Chulk, R (7, 1) ERA: 3.44	2.0		7	0	0	0	0	2	0	0	0	0	0	13	27	0.00	1.000																											
Miguel Batista, R (9, 1) ERA: 2.86	1.0		4	1	0	0	2	0	0	0	0	0	0	11	16	0.00	1.000																											

Texas Rangers @ Toronto Blue Jays  
Rogers Centre, Toronto, ON  
Sat Jul 30 2005, 4:07 PM EDT  
Att. 23,039 - Sunny - 79 F

AB	32
R	3
H	7
RBI	2
BB	5
SO	9
LOB	17




Batter	1	2	3	4	5	6	7	8	9	AB R H RBI BB SO LOB
<b>8 Russ Adams, L</b> (1, 6) OBP: 0.334, SLG: 0.416	0-2 2B G4-3 1B		4-2 BB		2-1 1-2 10 G6-4-3 1B		4-1 CS BB			2 1 2 0 2 0 0
<b>Frank Catalanotto, L</b> (1, 7) OBP: 0.366, SLG: 0.439	1-2 G4-3 1-3 E 2B		0-0 P5		3-1 F8		2-2 SAFE F8 G5-3 1-2			4 1 1 0 0 0 4
<b>10 Vernon Wells, R</b> (1, 8) OBP: 0.324, SLG: 0.501	1-2 E HBP		0-2 L8		3-1 G6-4-3 1-2f		2-3 K			3 0 0 0 0 1 3
<b>Shea Hillenbrand, R</b> (1, 3) OBP: 0.356, SLG: 0.462	0-2 G4-3 1-2 2-H 3-H		0-0 G6-3		1-1 P5		0-3 K2-3			4 0 0 1 0 1 2
<b>47 Corey Koskie, L</b> (1, 5) OBP: 0.321, SLG: 0.418	3-3 K		2-2 F8 G5-3 1B		4-2 WP BB BB		3-2 1B			3 0 2 0 1 1 1
<b>9 Gregg Zaun, S</b> (1, 2) OBP: 0.364, SLG: 0.397	1-2 K		2-2 SAFE SAFE G5-3 1-2		1-2 P6		1-1 G4-3			4 0 0 0 0 1 4
<b>Eric Hinske, L</b> (1, 10) OBP: 0.322, SLG: 0.412		2-3 K	0-0 F8 2-3		4-2 3 WP BB BB		3-3 K			3 0 0 0 1 2 1
<b>3 Reed Johnson, R</b> (1, 9) OBP: 0.338, SLG: 0.442		1-3 K	2-3 K		1-2 P5 1-2 2-3		2-1 G5-3			4 0 0 0 0 2 3
<b>Orlando Hudson, S</b> (1, 4) OBP: 0.321, SLG: 0.409		3-3 K			0-0 8 1B 1B		1-0 G6-3			4 0 1 0 0 1 0

<b>Inning Stats</b>	R: 2 E: 1 K: 2 S: 21	H: 2 LOB: 1 BB: 0 P: 27	R: 0 E: 0 K: 3 S: 10	H: 0 LOB: 0 BB: 0 P: 16	R: 0 E: 0 K: 0 S: 9	H: 1 LOB: 1 BB: 1 P: 13	R: 0 E: 0 K: 0 S: 11	H: 1 LOB: 1 BB: 0 P: 15	R: 0 E: 0 K: 0 S: 7	H: 0 LOB: 2 BB: 2 P: 28	R: 0 E: 0 K: 0 S: 11	H: 0 LOB: 0 BB: 1 P: 18	R: 0 E: 0 K: 2 S: 13	H: 1 LOB: 1 BB: 0 P: 19	R: 0 E: 0 K: 1 S: 7	H: 0 LOB: 0 BB: 0 P: 13	1B: 5 2B: 1 3B: 0 HR: 0	SF: 0 SAC: 0 DP: 1 HBP: 1	WP: 1 PB: 0 SB: 0 CS: 1	PA: 36
---------------------	-------------------------------	----------------------------------	-------------------------------	----------------------------------	------------------------------	----------------------------------	-------------------------------	----------------------------------	------------------------------	----------------------------------	-------------------------------	----------------------------------	-------------------------------	----------------------------------	------------------------------	----------------------------------	----------------------------------	------------------------------------	----------------------------------	--------

PITCHER	IP	WLS	BF	H	R	ER	SO	BB	IBB	HBP	BLK	WP	HR	S	P	ERA	WHIP
<b>53 Joaquin Benoit, R</b> (1, 1) ERA: 1.94	5.2	W	25	5	2	1	6	3	0	0	0	0	0	71	111	1.59	1.412
<b>Kevin Gryboski, R</b> (6, 1) ERA: 3.16	0.1	H	1	0	0	0	0	0	0	0	0	1	0	4	5	0.00	0.000
<b>Brian Shouse, L</b> (7, 1) ERA: 4.42	1.0	H	3	0	0	0	0	1	0	0	0	0	0	11	18	0.00	1.000
<b>43 Kameron Loe, R</b> (8, 1) ERA: 4.19	1.0	H	4	1	0	0	2	0	0	0	0	0	0	13	19	0.00	1.000
<b>Francisco Cordero, R</b> (9, 1) ERA: 3.54	1.0	S	3	0	0	0	1	0	0	0	0	0	0	7	13	0.00	0.000

**Texas Rangers @ Toronto Blue Jays**  
**Rogers Centre, Toronto, ON**  
 Sat Jul 30 2005, 4:07 PM EDT  
 Att: 23,039 - Sunny - 79 F

<b>AB</b>	<b>31</b>
<b>R</b>	<b>2</b>
<b>H</b>	<b>6</b>
<b>RBI</b>	<b>1</b>
<b>BB</b>	<b>4</b>
<b>SO</b>	<b>9</b>
<b>LOB</b>	<b>18</b>



Batter	1	2	3	4	5	6	7	8	9	AB R H RBI BB SO LOB	TOP											
<b>Gary Matthews, S</b> (1, 8) OBP: 0.309, SLG: 0.451	1-3 K		0-0 P2	3-3 K			2-3 K			4 0 0 0 0 3 3												
<b>10 Michael Young, R</b> (1, 6) OBP: 0.380, SLG: 0.507	0-3 K		1-2 23 1B		4-2 23 1B		0-1 1B			3 0 2 0 1 1 0												
<b>23 Mark Teixeira, S</b> (1, 3) OBP: 0.351, SLG: 0.529	1-3 K		0-0 1B		3-2 G5-4-3		1-0 FC5			4 0 1 0 0 1 3												
<b>Phil Nevin, R</b> (1, 10) OBP: 0.297, SLG: 0.393		3-2 F9	3-3 K		0-0 G5-3		2-3 K			4 0 0 0 0 2 2												
<b>Alfonso Soriano, R</b> (1, 4) OBP: 0.316, SLG: 0.540		4-2 BB		0-1 1B		2-2 P3		0-0 P3		3 1 1 0 1 0 0												
<b>9 Hank Blalock, L</b> (1, 5) OBP: 0.339, SLG: 0.461		2-2 E3		0-0 FC1		2-3 K		0-1 G4-3		4 0 0 0 0 1 2												
<b>Kevin Mench, R</b> (1, 7) OBP: 0.340, SLG: 0.514		4-2 BB		0-1 L4		2-1 F9		0-0 F7		3 0 0 0 1 0 2												
<b>Richard Hidalgo, R</b> (1, 9) OBP: 0.289, SLG: 0.417		2-0 G5-4-3		0-0 1B		0-0 F8		0-1 P2		4 0 1 1 0 0 3												
<b>Rod Barajas, R</b> (1, 2) OBP: 0.311, SLG: 0.416			0-2 F8	1-1 F8		4-2 23 FC5 10 1B		0-1 P4		3 0 0 0 1 0 2												
<b>Inning Stats</b>	R: 0 E: 0 K: 3 S: 9	H: 0 LOB: 0 BB: 0 P: 11	R: 0 E: 1 K: 0 S: 16	H: 0 LOB: 2 BB: 2 P: 31	R: 0 E: 0 K: 1 S: 15	H: 2 LOB: 2 BB: 0 P: 19	R: 1 E: 1 K: 1 S: 13	H: 2 LOB: 2 BB: 0 P: 17	R: 0 E: 0 K: 0 S: 8	H: 0 LOB: 0 BB: 1 P: 15	R: 0 E: 0 K: 1 S: 8	H: 0 LOB: 0 BB: 0 P: 14	R: 0 E: 0 K: 1 S: 10	H: 1 LOB: 2 BB: 1 P: 17	R: 0 E: 0 K: 1 S: 6	H: 0 LOB: 0 BB: 0 P: 8	R: 0 E: 0 K: 0 S: 5	H: 0 LOB: 0 BB: 0 P: 5	1B: 5 2B: 0 3B: 0 HR: 0	SF: 0 SAC: 0 DP: 2 HBP: 0	WP: 0 PB: 0 SB: 0 CS: 0	PA: 36
<b>39 Gustavo Chacin, L</b> (1, 1) ERA: 3.28	IP: 6.1 WLS: W BF: 27 H: 4 R: 1 ER: 0 SO: 6 BB: 4 IBB: 0 HBP: 0 BLK: 0 WP: 0 HR: 0 S: 73 P: 115 ERA: 0.00 WHIP: 1.263																					
<b>Scott Schoeneweis, L</b> (7, 1) ERA: 4.54	IP: 0.2 WLS: H BF: 3 H: 1 R: 0 ER: 0 SO: 1 BB: 0 IBB: 0 HBP: 0 BLK: 0 WP: 0 HR: 0 S: 6 P: 9 ERA: 0.00 WHIP: 1.500																					
<b>Justin Speier, R</b> (8, 1) ERA: 2.32	IP: 2.0 WLS: 0 BF: 6 H: 0 R: 0 ER: 0 SO: 1 BB: 0 IBB: 0 HBP: 0 BLK: 0 WP: 0 HR: 0 S: 11 P: 13 ERA: 0.00 WHIP: 0.000																					

**Texas Rangers @ Toronto Blue Jays**  
**Rogers Centre, Toronto, ON**  
 Sun Jul 31 2005, 1:07 PM EDT  
 Att: 24,123 - Partly Cloudy - 79 F

livebaseballscorecards.com

<b>AB</b>	32
<b>R</b>	1
<b>H</b>	5
<b>RBI</b>	1
<b>BB</b>	4
<b>SO</b>	8
<b>LOB</b>	17





Batter	1	2	3	4	5	6	7	8	9
3 Reed Johnson, R OBP: 0.339, SLG: 0.453 (1, 7)	0-2 G4-3		0-3 K	3-2 G6-3			1-0 HR	0-1 1B	
2 Aaron Hill, R OBP: 0.357, SLG: 0.423 (1, 6)	1-1 G5-3		3-1 10 HR 1B	1-0 P4			0-1 F9 10 1B 1B	0-3 K	
10 Vernon Wells, R OBP: 0.326, SLG: 0.509 (1, 8)	1-3 K		0-0 1-H HR				0-0 F8 1-2 1B		
Shea Hillenbrand, R OBP: 0.358, SLG: 0.461 (1, 3)		2-2 47 FC3-6 HBP	0-1 47 1B 9 1B 1B				1-3 K	1-0 F9 2-3	
47 Corey Koskie, L OBP: 0.319, SLG: 0.414 (1, 5)		1-1 FC3-6 9 1B 1-2f	2-1 9 1B 15 1B 1B				2-1 P4	0-1 P2	
9 Gregg Zaun, S OBP: 0.369, SLG: 0.402 (1, 2)		0-1 1-2 1B	1-1 15 1B 1B				0-1 15 WP 1B	1-3 K	
15 Alex Rios, R OBP: 0.330, SLG: 0.417 (1, 9)		2-0 L9	0-2 1-2 2-H 1B				2-0 G6-3 1-2	3-2 P3	
Frank Menechino, R OBP: 0.367, SLG: 0.327 (1, 10)		1-3 K	0-3 K				2-3 K	0-0 P5	
Orlando Hudson, S OBP: 0.320, SLG: 0.407 (1, 4)			1-0 G5-3	1-1 G6-3			1-1 G5-3	1-2 3 1B 1B	

Inning Stats	R: 0	H: 0	E: 0	K: 1	S: 8	L: 0	LOB: 0	BB: 0	P: 10	R: 0	H: 1	E: 0	K: 1	S: 19	L: 1	LOB: 2	BB: 0	P: 25	R: 4	H: 6	E: 0	K: 2	S: 21	L: 0	LOB: 2	BB: 0	P: 28	R: 0	H: 0	E: 0	K: 0	S: 6	L: 0	LOB: 0	BB: 0	P: 10	R: 0	H: 1	E: 0	K: 1	S: 9	L: 1	LOB: 1	BB: 0	P: 14	R: 1	H: 3	E: 0	K: 1	S: 10	L: 3	LOB: 2	BB: 0	P: 13	R: 0	H: 2	E: 0	K: 1	S: 13	L: 2	LOB: 2	BB: 0	P: 17
--------------	------	------	------	------	------	------	--------	-------	-------	------	------	------	------	-------	------	--------	-------	-------	------	------	------	------	-------	------	--------	-------	-------	------	------	------	------	------	------	--------	-------	-------	------	------	------	------	------	------	--------	-------	-------	------	------	------	------	-------	------	--------	-------	-------	------	------	------	------	-------	------	--------	-------	-------

AB	R	H	RBI	BB	SO	LOB
5	1	2	1	0	1	0
5	1	2	0	0	1	2
4	1	2	2	0	1	0
3	1	1	0	0	1	2
4	1	1	0	0	0	3
4	0	3	1	0	1	2
4	0	1	1	0	0	3
4	0	0	0	0	3	5
4	0	1	0	0	0	1

AB	R	H	RBI	BB	SO	LOB
37	5	13	5	0	8	18

1B	2B	3B	HR	SF	SAC	DP	HBP	WP	PB	SB	CS
11	0	0	2	0	0	0	1	1	0	0	0

PA	ERA	WHIP
38	6.00	1.333

PITCHER	IP	WLS	BF	H	R	ER	SO	BB	IBB	HBP	BLK	WP	HR	S	P	ERA	WHIP
36 C.J. Wilson, L ERA: 7.91 (1, 1)	6.0	L	27	8	4	4	6	0	0	1	0	1	1	70	98	6.00	1.333
James Baldwin, R ERA: 1.95 (7, 1)	1.0		6	3	1	1	1	0	0	0	0	0	1	10	13	9.00	3.000
32 Ron Mahay, L ERA: 6.82 (8, 1)	1.0		5	2	0	0	1	0	0	0	0	0	0	13	17	0.00	2.000

**Texas Rangers @ Toronto Blue Jays**  
Rogers Centre, Toronto, ON  
Sun Jul 31 2005, 1:07 PM EDT  
Att. 24,123 - Partly Cloudy - 79 F

livebaseballscorecards.com



Batter	1	2	3	4	5	6	7	8	9	AB R H RBI BB SO LOB	TOP		
8 Russ Adams, L (1, 6) OBP: 0.339, SLG: 0.440	1-3 K	1-0 HR			0-1 HR	3-2 P3			1-0 HBP	4 2 2 2 0 1 2			
Frank Catalanotto, L (1, 7) OBP: 0.363, SLG: 0.435	2-2 F7	1-0 10 FC5-4			0-0 G5-3			1-2 G5-3	1-1 G5-3	5 0 1 0 0 0 1 0 0 0 0 0 0 0			
15 Alex Rios, R (9, 9) OBP: 0.330, SLG: 0.417													
10 Vernon Wells, R (1, 8) OBP: 0.325, SLG: 0.506	0-0 G5-3	0-0 FC5-4			1-2 G5-4-3 1B			0-2 G4-3		4 0 1 0 0 0 1			
Shea Hillenbrand, R (1, 3) OBP: 0.354, SLG: 0.456		2-0 G4-3	1-2 K		1-1 G5-4-3			0-1 G5-3		4 0 0 0 0 1 1			
47 Corey Koskie, L (1, 5) OBP: 0.318, SLG: 0.410		1-2 1B	1-3 K			2-3 K		2-0 L8		4 0 1 0 0 2 0			
9 Gregg Zaun, S (1, 2) OBP: 0.371, SLG: 0.404		0-1 2B 3 3B 1B	3-2 G4-3			0-1 3 1B SF7 1B		0-0 F8		4 2 2 0 0 0 0			
Eric Hinske, L (1, 10) OBP: 0.327, SLG: 0.419		0-1 3 3B 2B		0-1 G1-6-3 1B		1-2 3 1B 1B		1-1 G4-3		4 1 3 0 0 0 0			
3 Reed Johnson, R (1, 9) OBP: 0.342, SLG: 0.462		2-2 HR 3B		1-1 F7		1-1 1B			0-2 P6	4 1 2 2 0 0 1			
Orlando Hudson, S (1, 4) OBP: 0.319, SLG: 0.415		3-2 HR		2-2 G1-6-3		0-0 SF7		1-1 L6		3 1 1 3 0 0 1			
<b>Inning Stats</b>	R: 0 E: 0 K: 1 S: 10 H: 0 LOB: 0 BB: 0 P: 13	R: 5 E: 0 K: 0 S: 18 H: 7 LOB: 1 BB: 0 P: 28	R: 0 E: 0 K: 2 S: 12 H: 0 LOB: 0 BB: 0 P: 17	R: 0 E: 0 K: 0 S: 7 H: 1 LOB: 0 BB: 0 P: 10	R: 1 E: 0 K: 0 S: 8 H: 2 LOB: 0 BB: 0 P: 10	R: 1 E: 0 K: 1 S: 16 H: 3 LOB: 2 BB: 0 P: 23	R: 0 E: 0 K: 0 S: 8 H: 0 LOB: 0 BB: 0 P: 9	R: 0 E: 0 K: 0 S: 4 H: 0 LOB: 0 BB: 0 P: 7	R: 0 E: 0 K: 0 S: 8 H: 0 LOB: 1 BB: 0 P: 11	1B: 8 2B: 1 3B: 1 HR: 3 SF: 1 SAC: 0 DP: 2 HBP: 1	WP: 0 PB: 0 SB: 0 CS: 1 PA: 38		
<b>PITCHER</b>	IP WLS BF H R ER SO BB IBB HBP BLK WP HR S P ERA WHIP											<b>PITCHER</b>	IP WLS BF H R ER SO BB IBB HBP BLK WP HR S P ERA WHIP
Jon Garland, R (1, 1) ERA: 3.4	6.0 L 28 13 7 7 4 0 0 0 0 0 0 3 71 101 10.50 2.167												
45 Bobby Jenks, R (7, 1) ERA: 3.38	2.0 6 0 0 0 0 0 0 0 0 0 0 0 12 16 0.00 0.000												
Jon Adkins, R (9, 1) ERA:	1.0 4 0 0 0 0 0 0 0 0 1 0 0 8 11 0.00 0.000												

Toronto Blue Jays @ Chicago White Sox  
 U.S. Cellular Field, Chicago, IL  
 Tue Aug 02 2005, 8:05 PM EDT  
 Att: 32,162 - Partly Cloudy - 88 F

AB	36
R	7
H	13
RBI	7
BB	0
SO	4
LOB	7



Batter	1	2	3	4	5	6	7	8	9	AB	R	H	RBI	BB	SO	LOB
22 Scott Podsednik, L (1, 7) OBP: 0.360, SLG: 0.350	1-1 B1-3	2-3 K			3-1 2B		2-2 F9		0-2 F7	5	0	1	0	0	1	2
Tadahito Iguchi, R (1, 4) OBP: 0.350, SLG: 0.435	0-1 14 HR 2B		1-2 G5-3		0-2 P3		2-3 K		0-0 FC5-4 1-2f	5	1	1	0	0	1	2
Carl Everett, S (1, 10) OBP: 0.306, SLG: 0.449	0-1 F8		1-3 K			1-3 K		1-0 F8		4	0	0	0	0	2	1
14 Paul Konerko, R (1, 3) OBP: 0.361, SLG: 0.495	1-0 2-H HR		0-3 K			1-0 12 1B 1B		3-2 G5-3		4	2	2	2	0	1	0
12 A.J. Pierzynski, L (1, 2) OBP: 0.326, SLG: 0.480	0-2 2B			2-1 G3		0-0 1B 1B		1-2 23 HBP HBP		3	0	2	0	0	0	0
23 Jermaine Dye, R (1, 9) OBP: 0.336, SLG: 0.512	0-1 P2			0-2 F9		1-0 P2		2-2 FC5-4 HBP		3	0	0	0	0	0	3
Aaron Rowand, R (1, 8) OBP: 0.341, SLG: 0.400		1-2 L6		0-0 P4		0-1 1-2 3-H 1B		0-2 FC5-4		4	0	1	1	0	0	2
Geoff Blum, S (1, 5) OBP: 0.320, SLG: 0.373		2-2 1B			2-3 K		0-2 L6		1-2 F7	4	0	1	0	0	1	2
5 Juan Uribe, R (1, 6) OBP: 0.280, SLG: 0.383 Timo Perez, L (9, PH) OBP: 0.288, SLG: 0.324		1-1 P3			0-3 K		1-0 P5		1-2 E6 FC5-4	3	0	0	0	0	1	1
										1	0	0	0	0	0	0

Inning Stats	R: 2	H: 3	E: 0	LOB: 1	K: 0	BB: 0	S: 12	R: 0	H: 1	E: 0	LOB: 1	K: 1	BB: 0	S: 11	R: 0	H: 0	E: 0	LOB: 0	K: 2	BB: 0	S: 9	R: 0	H: 0	E: 0	LOB: 0	K: 0	BB: 0	S: 6	R: 0	H: 1	E: 0	LOB: 1	K: 2	BB: 0	S: 12	R: 1	H: 3	E: 0	LOB: 2	K: 1	BB: 0	S: 12	R: 0	H: 0	E: 0	LOB: 0	K: 1	BB: 0	S: 7	R: 0	H: 0	E: 0	LOB: 2	K: 0	BB: 0	S: 11	R: 0	H: 0	E: 1	LOB: 1	K: 0	BB: 0	S: 10	R: 0	H: 0	E: 0	LOB: 1	K: 0	BB: 0	S: 10	1B: 4	SF: 0	2B: 3	SAC: 0	3B: 0	DP: 0	HR: 1	HBP: 2	WP: 0	PA: 38
--------------	------	------	------	--------	------	-------	-------	------	------	------	--------	------	-------	-------	------	------	------	--------	------	-------	------	------	------	------	--------	------	-------	------	------	------	------	--------	------	-------	-------	------	------	------	--------	------	-------	-------	------	------	------	--------	------	-------	------	------	------	------	--------	------	-------	-------	------	------	------	--------	------	-------	-------	------	------	------	--------	------	-------	-------	-------	-------	-------	--------	-------	-------	-------	--------	-------	--------

PITCHER	IP	WLS	BF	H	R	ER	SO	BB	IBB	HBP	BLK	WP	HR	S	P	ERA	WHIP
Josh Towers, R (1, 1) ERA: 4.53	7.2	W	32	8	3	3	7	0	0	1	0	0	1	75	105	3.52	1.043
Justin Speier, R (8, 1) ERA: 2.25	1.1		6	0	0	0	0	0	0	1	0	0	0	15	19	0.00	0.000

**BOTTOM**

**Toronto Blue Jays @ Chicago White Sox**  
 U.S. Cellular Field, Chicago, IL  
 Tue Aug 02 2005, 8:05 PM EDT  
 Att. 32,162 - Partly Cloudy - 88 F

AB	36
R	3
H	8
RBI	3
BB	0
SO	7
LOB	13



WP	HR	S	P	ERA	WHIP
0	0	0	0	0.00	0.000

Batter	1	2	3	4	5	6	7	8	9	AB R H RBI BB SO LOB	TOP											
<b>8 Russ Adams, L</b> (1, 6) OBP: 0.338, SLG: 0.435	2-1 <b>G1-3</b>	2-1 <b>G1-6-3</b>			1-1 <b>F7</b>			4-2 <b>G6-3</b> BB		3 0 0 0 1 0 1												
<b>3 Reed Johnson, R</b> (1, 7) OBP: 0.344, SLG: 0.461	4-1 <b>47 S</b> <b>9 2B</b> BB		2-3 <b>K2-3</b>			0-1 <b>1B</b>		0-1 <b>G6-3</b>		3 1 1 0 1 1 1												
<b>10 Vernon Wells, R</b> (1, 8) OBP: 0.322, SLG: 0.501	1-3 <b>K</b>		0-3 <b>K</b>			0-0 <b>F9</b>		1-2 <b>G5-3</b>		4 0 0 0 0 2 2												
<b>Shea Hillenbrand, R</b> (1, 10) OBP: 0.356, SLG: 0.454 <b>2 Aaron Hill, R</b> (9, PR) OBP: 0.357, SLG: 0.423	1-1 <b>47 S</b> <b>9 2B</b> HBP		3-2 <b>F8</b>		2-1 <b>F8</b>		4-2 <b>BB</b>		2 1 0 0 1 0 1	0 0 0 0 0 0 0												
<b>47 Corey Koskie, L</b> (1, 5) OBP: 0.317, SLG: 0.403	4-2 <b>9 2B</b> BB		3-2 <b>F7</b>		2-2 <b>G4-3</b>		1-3 <b>K</b>		3 1 0 0 1 1 2													
<b>9 Gregg Zaun, S</b> (1, 2) OBP: 0.369, SLG: 0.405	3-2 <b>1B</b> <b>2B</b>		2-2 <b>K</b>		1-2 <b>F8</b>		1-2 <b>P3</b>		4 1 1 3 0 1 1													
<b>Eric Hinske, L</b> (1, 3) OBP: 0.330, SLG: 0.421	2-0 <b>1B</b>		2-2 <b>G4-3</b>		2-2 <b>F8-4-3</b> <b>1B</b>				3 0 2 1 0 0 0													
<b>15 Alex Rios, R</b> (1, 9) OBP: 0.327, SLG: 0.413			0-3 <b>K</b>		1-0 <b>F8</b>		0-1 <b>F8-4-3</b>		3 0 0 0 0 1 1													
<b>Orlando Hudson, S</b> (1, 4) OBP: 0.319, SLG: 0.414			0-2 <b>G1-6-3</b> <b>1B</b>		1-1 <b>G4-3</b>		2-2 <b>G6-3</b>		3 0 1 0 0 0 0													
<b>Inning Stats</b>	R: 4 E: 0 K: 1 S: 15	H: 2 LOB: 1 BB: 2 P: 32	R: 0 E: 0 K: 1 S: 8	H: 1 LOB: 0 BB: 0 P: 10	R: 0 E: 0 K: 2 S: 9	H: 0 LOB: 0 BB: 0 P: 14	R: 0 E: 0 K: 1 S: 13	H: 0 LOB: 0 BB: 0 P: 20	R: 0 E: 0 K: 0 S: 5	H: 0 LOB: 0 BB: 0 P: 8	R: 0 E: 0 K: 0 S: 8	H: 1 LOB: 1 BB: 0 P: 12	R: 0 E: 0 K: 0 S: 8	H: 1 LOB: 0 BB: 0 P: 11	R: 0 E: 0 K: 0 S: 12	H: 0 LOB: 0 BB: 1 P: 18	R: 0 E: 0 K: 1 S: 12	H: 0 LOB: 1 BB: 1 P: 19	1B: 4 2B: 2 3B: 0 HR: 0	SF: 0 SAC: 0 DP: 3 HBP: 1	WP: 0 PB: 0 SB: 3 CS: 0	PA: 33
<b>PITCHER</b>	IP WLS BF H R ER SO BB IBB HBP BLK WP HR S P ERA WHIP																			<b>PITCHER</b>	IP WLS BF H R ER SO BB IBB HBP BLK WP HR S P ERA WHIP	
<b>Orlando Hernandez, R</b> (1, 1) ERA: 4.69	7.0 L 26 5 4 4 5 2 0 1 0 0 0 66 107 5.14 1.000																					
<b>Neal Cotts, L</b> (8, 1) ERA: 2.22	0.1 2 0 0 0 0 1 0 0 0 0 0 10 16 0.00 3.000																					
<b>Cliff Politte, R</b> (8, 1) ERA: 1.76	1.0 3 0 0 0 0 1 0 0 0 0 0 8 13 0.00 1.000																					
<b>Damaso Marte, L</b> (9, 1) ERA: 2.94	0.2 2 0 0 0 0 1 0 0 0 0 0 6 8 0.00 0.000																					

**Toronto Blue Jays @ Chicago White Sox**  
U.S. Cellular Field, Chicago, IL  
Wed Aug 03 2005, 8:05 PM EDT  
Att. 28,116 - Cloudy - 87 F

AB	28
R	4
H	5
RBI	4
BB	4
SO	6
LOB	9



Batter	1	2	3	4	5	6	7	8	9	AB R H RBI BB SO LOB
22 Scott Podsednik, L (1, 7) OBP: 0.355, SLG: 0.345	1-2 G6-3	2-2 P5			1-1 G4-3		2-3 K		2-2 P6	5 0 0 0 0 1 1
Tadahito Iguchi, R (1, 4) OBP: 0.354, SLG: 0.439	2-1 F8		1-1 G3-1 2B		0-0 14 HR 1B		4-1 14 WP BB BB		2-2 G4-3	4 1 2 0 1 0 0
Carl Everett, S (1, 10) OBP: 0.307, SLG: 0.456	3-1 HR		1-1 G3-1 2-3		1-3 K		4-1 14 WP BB 1-2		0-3 K	4 1 1 1 1 2 2
14 Paul Konerko, R (1, 3) OBP: 0.362, SLG: 0.501	4-1 12 1B BB		0-2 G1-3		0-1 1-H HR		2-2 G6-3 1-2 2-3			3 1 1 2 1 0 3
12 A.J. Pierzynski, L (1, 2) OBP: 0.328, SLG: 0.480	0-0 1-3 1B		0-1 P5		1-1 G4-3			1-1 1B 1B		4 0 2 0 0 0 1
23 Jermaine Dye, R (1, 9) OBP: 0.335, SLG: 0.512	2-1 G5-3		0-1 2B		0-1 F7			3-2 P4		4 0 1 0 0 0 3
Aaron Rowand, R (1, 8) OBP: 0.341, SLG: 0.398		2-2 G5-3	0-2 G6-3		2-0 G4-3			1-0 1B		4 0 1 0 0 0 1
24 Joe Crede, R (1, 5) OBP: 0.306, SLG: 0.444		2-2 P1	0-0 P4		3-2 K			0-2 P3		4 0 0 0 0 1 3
5 Juan Uribe, R (1, 6) OBP: 0.281, SLG: 0.386 Geoff Blum, S (8, PH) OBP: 0.319, SLG: 0.371 (9, 6)		0-2 2B	2-1 F8		2-1 F7		2-2 F7	2-3 K		3 0 1 0 0 0 1 1 0 0 0 0 1 2

Inning Stats	R: 1	H: 2	E: 0	K: 0	S: 11	H: 2	LOB: 2	BB: 1	P: 23	R: 0	H: 1	E: 0	K: 0	S: 13	H: 1	LOB: 1	BB: 0	P: 19	R: 0	H: 1	E: 0	K: 0	S: 10	H: 2	LOB: 0	BB: 0	P: 13	R: 0	H: 0	E: 0	K: 1	S: 6	H: 0	LOB: 0	BB: 0	P: 11	R: 0	H: 0	E: 0	K: 1	S: 11	H: 0	LOB: 2	BB: 2	P: 25	R: 0	H: 2	E: 0	K: 1	S: 14	H: 0	LOB: 0	BB: 0	P: 13	1B: 4	SF: 0	2B: 3	SAC: 0	3B: 0	DP: 0	HR: 2	HBP: 0
--------------	------	------	------	------	-------	------	--------	-------	-------	------	------	------	------	-------	------	--------	-------	-------	------	------	------	------	-------	------	--------	-------	-------	------	------	------	------	------	------	--------	-------	-------	------	------	------	------	-------	------	--------	-------	-------	------	------	------	------	-------	------	--------	-------	-------	-------	-------	-------	--------	-------	-------	-------	--------


PITCHER	IP	WLS	BF	H	R	ER	SO	BB	IBB	HBP	BLK	WP	HR	S	P	ERA	WHIP
Dave Bush, R (1, 1) ERA: 4.4	5.0	W	23	7	3	3	1	1	0	0	0	0	2	53	78	5.40	1.600
Pete Walker, R (6, 1) ERA: 2.82	1.2	H	7	0	0	0	2	2	0	0	0	0	0	14	31	0.00	1.200
Vinnie Chulk, R (7, 1) ERA: 3.38	1.0	H	5	2	0	0	0	0	0	0	0	1	0	12	19	0.00	2.000
Miguel Batista, R (8, 1) ERA: 2.79	1.1	S	4	0	0	0	2	0	0	0	0	0	0	14	20	0.00	0.000

**Toronto Blue Jays @ Chicago White Sox**  
U.S. Cellular Field, Chicago, IL

Wed Aug 03 2005, 8:05 PM EDT  
Att: 28,116 - Cloudy - 87 F

<b>AB</b>	<b>36</b>
<b>R</b>	<b>3</b>
<b>H</b>	<b>9</b>
<b>RBI</b>	<b>3</b>
<b>BB</b>	<b>3</b>
<b>SO</b>	<b>5</b>
<b>LOB</b>	<b>17</b>

**WP: 1 PA: 39**  
PB: 0 SB: 0 CS: 0



Batter	1	2	3	4	5	6	7	8	9	AB R H RBI BB SO LOB	TOP		
8 Russ Adams, L (1, 6) OBP: 0.342, SLG: 0.452	1-1 F7		1-2 G4-3	3-2 3B		1-0 2B		1-2 SH1-4 2B		5 0 3 2 0 0 0	<p><b>Toronto Blue Jays @ Chicago White Sox</b>  <b>U.S. Cellular Field, Chicago, IL</b>            Thu Aug 04 2005, 2:05 PM EDT            Att. 32,027 - Cloudy - 85 F</p>		
3 Reed Johnson, R (1, 7) OBP: 0.343, SLG: 0.461	0-3 K		0-1 G4-3 2B	1-2 K		2-2 P4		0-0 SH1-4		4 0 1 0 0 2 2			
10 Vernon Wells, R (1, 8) OBP: 0.321, SLG: 0.500	1-3 K		1-1 G4-3		2-0 WP 2B		2-2 G4-3	2-2 F8		5 0 1 0 0 1 2			
Shea Hillenbrand, R (1, 5) OBP: 0.354, SLG: 0.450		2-3 K	1-2 F8		0-0 F9		4-0 BB 9 BB BB	2-2 P2		4 0 0 0 1 1 3			
47 Corey Koskie, L (1, 10) OBP: 0.309, SLG: 0.392		0-1 G3-1		3-2 G4-3	1-0 L4		1-3 K		3-2 K	5 0 0 0 0 2 2			
9 Gregg Zaun, S (1, 2) OBP: 0.376, SLG: 0.404		4-2 1B BB		4-2 15 E BB	4-2 WP BB		4-2 BB BB	1-2 BB	2-3 K	1 1 0 0 4 1 0			
Eric Hinske, L (1, 3) OBP: 0.333, SLG: 0.422		0-0 15 S 1B		3-2 15 E G4-3 1B	2-2 G3		4-1 BB		0-3 K	4 1 2 0 1 1 2			
15 Alex Rios, R (1, 9) OBP: 0.326, SLG: 0.409		4-2 BB		0-0 E5 G4-3 8 3B		3-2 G6-3	0-1 G6-3			3 1 0 0 1 0 4			
Orlando Hudson, S (1, 4) OBP: 0.319, SLG: 0.413		2-2 P6		0-0 G4-3		2-2 G6-3		0-0 8 2B 1B		4 1 1 1 0 0 4			
<b>Inning Stats</b>	R: 0 E: 0 K: 2 S: 8 H: 0 LOB: 0 BB: 0 P: 10	R: 0 E: 0 K: 1 S: 15 H: 1 LOB: 3 BB: 2 P: 27	R: 0 E: 0 K: 0 S: 11 H: 1 LOB: 1 BB: 0 P: 14	R: 3 E: 1 K: 1 S: 19 H: 2 LOB: 1 BB: 1 P: 33	R: 0 E: 0 K: 0 S: 9 H: 1 LOB: 2 BB: 1 P: 18	R: 0 E: 0 K: 0 S: 14 H: 1 LOB: 1 BB: 0 P: 22	R: 0 E: 0 K: 1 S: 13 H: 0 LOB: 3 BB: 3 P: 28	R: 1 E: 0 K: 0 S: 12 H: 2 LOB: 1 BB: 0 P: 17	R: 0 E: 0 K: 3 S: 12 H: 0 LOB: 0 BB: 0 P: 17	1B: 3 2B: 4 3B: 1 HR: 0 SF: 0 SAC: 1 DP: 0 HBP: 0	WP: 1 PB: 0 SB: 1 CS: 0 PA: 43		
<b>PITCHER</b> 52 Jose Contreras, R (1, 1) ERA: 4.41	IP: 5.0 WLS: 0 BF: 25 H: 5 R: 3 ER: 0 SO: 4 BB: 4 IBB: 0 HBP: 0 BLK: 0 WP: 1 HR: 0 S: 62 P: 102 ERA: 0.00 WHIP: 1.800											<b>PITCHER</b> Dustin Hermanson, R (9, 1) ERA: 1.71	IP: 1.0 WLS: 0 BF: 3 H: 0 R: 0 ER: 0 SO: 3 BB: 0 IBB: 0 HBP: 0 BLK: 0 WP: 0 HR: 0 S: 12 P: 17 ERA: 0.00 WHIP: 0.000
Neal Cotts, L (6, 1) ERA: 2.18	0.2 H 3 1 0 0 0 0 0 0 0 0 9 15 0.00 1.500												
Cliff Politte, R (6, 1) ERA: 1.74	0.2 H 3 0 0 0 0 0 1 0 0 0 8 16 0.00 1.500												
Damaso Marte, L (7, 1) ERA: 3.15	0.2 B 6 2 1 1 1 2 0 0 0 0 14 24 13.50 6.000												
Luis Vizcaino, R (8, 1) ERA: 3.81	1.0 W 3 0 0 0 0 0 0 0 0 0 8 12 0.00 0.000												

livebaseballscorecards.com



Batter	1	2	3	4	5	6	7	8	9
22 Scott Podsednik, L (1, 7) OBP: 0.354, SLG: 0.344	2-2 F8	3-1 G4-3			3-3 K		3-2 CS 1B		
Tadahito Iguchi, R (1, 4) OBP: 0.358, SLG: 0.450	4-2 14 1B BB		2-3 K		1-1 BB 1B		1 SAFE 0-1 CS 1-2	0-1 HR	
Carl Everett, S (1, 10) OBP: 0.310, SLG: 0.456 Timo Perez, L (8, PH) OBP: 0.286, SLG: 0.321 (9, 10)	0-1 WP 14 1B HR 1-2		0-0 F9		4-2 14 CS BB 1-2			1-2 F7	
14 Paul Konerko, R (1, 3) OBP: 0.363, SLG: 0.500 5 Juan Uribe, R (8, PR) OBP: 0.281, SLG: 0.386 (9, 6)	2-2 WP HR 1-2 2-H		1-1 G3		2-0 CS 1 SAFE 1-2	3-2 K		4-0 BB	
Aaron Rowand, R (1, 8) OBP: 0.342, SLG: 0.406	2-1 1-H 2-H HR			4-2 G3 BB		2-3 K		0-1 F9	
23 Jermaine Dye, R (1, 9) OBP: 0.334, SLG: 0.509	2-2 G6-3		1 SAFE 3-2 1 SAFE X 1 SAFE 1 SAFE 1 SAFE D	F9		1-1 BB 1B		1 SAFE 1-2 F8	
Chris Widger, R (1, 2) OBP: 0.324, SLG: 0.417	1-2 G6-3		1 SAFE 1-0 X	G3		3-2 G6-3			
Geoff Blum, S (1, 6) OBP: 0.315, SLG: 0.366 (9, 3)			D 1-0 X	G4-3			1-0 G4-3		
24 Joe Crede, R (1, 5) OBP: 0.303, SLG: 0.440					1-1 P4		2-2 G5-3		

Inning Stats	R: 4	H: 3	E: 0	K: 0	S: 21	LOB: 0	BB: 1	P: 34	R: 0	H: 0	E: 0	K: 0	S: 8	LOB: 0	BB: 0	P: 15	R: 0	H: 0	E: 0	K: 1	S: 6	LOB: 0	BB: 0	P: 9	R: 0	H: 0	E: 0	K: 0	S: 8	LOB: 1	BB: 1	P: 16	R: 0	H: 1	E: 0	K: 1	S: 10	LOB: 1	BB: 1	P: 21	R: 0	H: 1	E: 0	K: 2	S: 13	LOB: 1	BB: 0	P: 22	R: 0	H: 1	E: 0	K: 0	S: 8	LOB: 0	BB: 0	P: 14	R: 1	H: 1	E: 0	K: 0	S: 13	LOB: 1	BB: 1	P: 19
--------------	------	------	------	------	-------	--------	-------	-------	------	------	------	------	------	--------	-------	-------	------	------	------	------	------	--------	-------	------	------	------	------	------	------	--------	-------	-------	------	------	------	------	-------	--------	-------	-------	------	------	------	------	-------	--------	-------	-------	------	------	------	------	------	--------	-------	-------	------	------	------	------	-------	--------	-------	-------

PITCHER	IP	WLS	BF	H	R	ER	SO	BB	IBB	HBP	BLK	WP	HR	S	P	ERA	WHIP
40 Dustin McGowan, R (1, 1) ERA: 4.5	5.0		21	4	4	4	2	3	0	0	0	1	1	53	95	7.20	1.400
54 Jason Frasor, R (6, 1) ERA: 4.22	2.0		7	2	0	0	2	0	0	0	0	0	0	21	36	0.00	1.000
Justin Speier, R (8, 1) ERA: 2.4	1.0	L	5	1	1	1	0	1	0	0	0	0	1	13	19	9.00	2.000


**BOTTOM**

**Toronto Blue Jays @ Chicago White Sox**  
 U.S. Cellular Field, Chicago, IL  
 Thu Aug 04 2005, 2:05 PM EDT  
 Att: 32,027 - Cloudy - 85 F

AB	R	H	RBI	BB	SO	LOB
4	0	1	0	0	1	0
3	2	2	1	1	1	0
2	1	1	0	1	0	0
1	0	0	0	0	0	0
3	1	1	1	1	1	0
0	0	0	0	0	0	0
3	1	1	3	1	1	1
4	0	1	0	0	0	2
3	0	0	0	0	0	2
3	0	0	0	0	0	1
3	0	0	0	0	0	0

AB	29
R	5
H	7
RBI	5
BB	4
SO	4
LOB	6

WP: 1 PA: 35  
 PB: 0  
 SB: 0  
 CS: 2



PITCHER	IP	WLS	BF	H	R	ER	SO	BB	IBB	HBP	BLK	WP	HR	S	P	ERA	WHIP
---------	----	-----	----	---	---	----	----	----	-----	-----	-----	----	----	---	---	-----	------

Batter	1	2	3	4	5	6	7	8	9	AB	R	H	RBI	BB	SO	LOB	TOP								
2 Derek Jeter, R OBP: 0.386, SLG: 0.447 (1, 6)	0-0 HR 3B	2-2 F8		4-1 BB 1-2 2-3		2-0 G4-3		3-1 1B 1-2 2-3 3-H		4	1	2	1	1	0	1									
24 Robinson Canó, L OBP: 0.311, SLG: 0.451 (1, 4)	3-3 K	0-0 L9		2-2 SF9 2-3 3-H			2-0 L4	1-3 K		4	0	0	1	0	2	5									
Gary Sheffield, R OBP: 0.393, SLG: 0.528 (1, 9) Bubba Crosby, L OBP: 0.256, SLG: 0.194 (9, 9)	1-0 HR		3-2 55 G4-6-3 13 BB 1B	2-1 F8			1-3 K	0-2 G4-3		5	1	2	2	0	1	5									
13 Alex Rodriguez, R OBP: 0.416, SLG: 0.584 (1, 5)	4-2 25 BB 55 1B BB		4-1 55 G4-6-3 BB	2-3 K			0-0 G6-3		4-2 55 G4-3 55 E BB SF9	2	1	0	0	3	1	0									
55 Hideki Matsui, L OBP: 0.369, SLG: 0.508 (1, 7)	0-1 20 G5-3 25 BB 1B		0-2 G4-6-3	2-0 L9			3-1 25 E 20 1B 1B	2-0 G4-3		5	1	2	0	0	0	3									
25 Jason Giambi, L OBP: 0.451, SLG: 0.573 (1, 10) Tony Womack, L OBP: 0.277, SLG: 0.270 (8, PR) (8, 10)	4-2 1-2 2-3 BB		0-1 F7	4-2 BB			2-1 20 1B 2 1B 1B	2-1 SF9		2	0	1	0	2	0	1									
20 Jorge Posada, S OBP: 0.340, SLG: 0.418 (1, 2)	0-0 G5-3		0-3 K	0-3 K2-3			1-0 2 1B BB 1B	1-0 1B		5	0	2	1	0	2	4									
Bernie Williams, S OBP: 0.331, SLG: 0.369 (1, 8)		0-3 K	1-1 2 BB 24 SF9 12 BB 1B			1-3 K	1-3 K	1-3 K		5	1	1	0	0	4	4									
12 Andy Phillips, R OBP: 0.189, SLG: 0.361 (1, 3) Tino Martinez, L OBP: 0.312, SLG: 0.472 (7, 3)		0-0 1B	4-0 24 SF9 2 BB BB 1B	0-0 G6-3			4-0 2 1B BB			2	0	1	0	1	0	0									
										0	0	0	0	1	0	0									
<b>Inning Stats</b>	R: 2 E: 0 K: 1 S: 13	H: 3 LOB: 2 BB: 2 P: 25	R: 0 E: 0 K: 1 S: 9	H: 1 LOB: 1 BB: 0 P: 11	R: 0 E: 0 K: 0 S: 10	H: 1 LOB: 1 BB: 1 P: 17	R: 1 E: 0 K: 1 S: 12	H: 1 LOB: 2 BB: 2 P: 25	R: 0 E: 0 K: 2 S: 11	H: 0 LOB: 1 BB: 1 P: 19	R: 0 E: 0 K: 1 S: 5	H: 0 LOB: 0 BB: 0 P: 8	R: 0 E: 0 K: 1 S: 6	H: 0 LOB: 0 BB: 0 P: 9	R: 2 E: 1 K: 2 S: 17	H: 4 LOB: 3 BB: 1 P: 32	R: 1 E: 1 K: 1 S: 9	H: 1 LOB: 1 BB: 1 P: 19	1B: 9 2B: 0 3B: 1 HR: 1	SF: 2 SAC: 0 DP: 2 HBP: 0	WP: 0 PB: 0 SB: 0 CS: 0	PA: 44			
<b>PITCHER</b>	IP	WLS	BF	H	R	ER	SO	BB	IBB	HBP	BLK	WP	HR	S	P	ERA	WHIP								
39 Gustavo Chacin, L ERA: 3.36 (1, 1)	5.0	L	25	6	3	3	5	6	0	0	0	0	1	55	97	5.40	2.400								
22 Brandon League, R ERA: 7.8 (6, 1)	2.0		9	3	2	2	2	0	0	0	0	0	0	16	28	9.00	1.500								
Scott Schoeneweis, L ERA: 4.46 (8, 1)	0.2		4	1	0	0	2	1	0	0	0	0	0	9	18	0.00	3.000								
Vinnie Chulk, R ERA: 3.29 (8, 1)	1.1		6	1	1	0	1	1	0	0	0	0	0	12	22	0.00	1.500								

**New York Yankees @ Toronto Blue Jays**  
**Rogers Centre, Toronto, ON**  
 Fri Aug 05 2005, 7:07 PM EDT  
 Att. 43,688 - Clear - 79 F

<b>AB</b>	34
<b>R</b>	6
<b>H</b>	11
<b>RBI</b>	6
<b>BB</b>	8
<b>SO</b>	10
<b>LOB</b>	23



WP: 0	PA: 44
PB: 0	
SB: 0	
CS: 0	

1B: 9	SF: 2
2B: 0	SAC: 0
3B: 1	DP: 2
HR: 1	HBP: 0

livebaseballscorecards.com



BOTTOM

New York Yankees @ Toronto Blue Jays  
Rogers Centre, Toronto, ON  
Fri Aug 05 2005, 7:07 PM EDT  
Att. 43,688 - Clear - 79 F

livebaseballscorecards.com

AB 34  
R 2  
H 9  
RBI 2  
BB 3  
SO 3  
LOB 22



WP: 0 PA: 38  
PB: 0  
SB: 0  
CS: 0

AB R H RBI BB SO LOB

3 0 2 2 1 0 0  
3 0 0 0 0 1 4  
2 0 0 0 0 0 3

3 0 1 0 1 0 0

4 0 1 0 0 0 2

4 0 1 0 0 0 4

4 0 0 0 0 0 3

3 2 2 0 1 1 0

4 0 2 0 0 0 1

4 0 0 0 0 1 5

1B: 7 SF: 0  
2B: 2 SAC: 0  
3B: 0 DP: 2  
HR: 0 HBP: 1

Table with columns 1-9 representing innings and rows for individual batters. Each cell contains a baseball diamond diagram with pitch counts, hit locations, and other game data. Batter names and stats are listed on the left side of each row.

Inning Stats

PITCHER  
Aaron Small, R (1, 1)  
Alan Embree, L (7, 1)  
Tanyon Sturtze, R (9, 1)  
42 Mariano Rivera, R (9, 1)

Table with columns: IP, WLS, BF, H, R, ER, SO, BB, IBB, HBP, BLK, WP, HR, S, P, ERA, WHIP. Rows correspond to the pitchers listed on the left.

Table with columns: IP, WLS, BF, H, R, ER, SO, BB, IBB, HBP, BLK, WP, HR, S, P, ERA, WHIP. Rows correspond to the pitchers listed on the left.

# New York Yankees @ Toronto Blue Jays

## Rogers Centre, Toronto, ON

Sat Aug 06 2005, 4:07 PM EDT  
Att. 48,088 - Sunny - 81 F

[livebaseballscorecards.com](http://livebaseballscorecards.com)

<b>AB</b>	<b>37</b>
<b>R</b>	<b>5</b>
<b>H</b>	<b>10</b>
<b>RBI</b>	<b>5</b>
<b>BB</b>	<b>6</b>
<b>SO</b>	<b>8</b>
<b>LOB</b>	<b>21</b>



AB	R	H	RBI	BB	SO	LOB
5	1	3	2	0	1	0
5	0	2	0	0	0	3
3	1	2	2	2	1	1
4	0	0	1	1	2	6
5	0	0	0	0	3	6
3	0	0	0	2	1	0
5	1	2	0	0	0	2
4	1	1	0	0	0	2
2	1	0	0	1	0	1
1	0	0	0	0	0	0
0	0	0	0	0	0	0
0	0	0	0	0	0	0

Batter	1	2	3	4	5	6	7	8	9
<b>2 Derek Jeter, R</b> OBP: 0.388, SLG: 0.448 (1, 6)	1-0 L9	1-1 24 FC3-6 1B		1-2 13 FC5-4 24 1B		0-0 13 FC6-4 24 G4-3 1B		1-3 K	
<b>24 Robinson Canó, L</b> OBP: 0.312, SLG: 0.453 (1, 4)	0-1 2B	0-0 FC3-6 1B		1-0 13 FC5-4 BB 1B		0-1 G4-3		2-1 G4-3	
<b>Gary Sheffield, R</b> OBP: 0.397, SLG: 0.536 (1, 9)	0-3 SAFE K	1-2 SAFE 1B		4-0 13 FC5-4 BB		4-2 13 FC6-4 BB		0-1 HR	
<b>13 Alex Rodriguez, R</b> OBP: 0.413, SLG: 0.578 (1, 5)	4-2 BB	3-3 SAFE K		2-1 FC5-4		0-0 FC6-4		0-3 K	
<b>55 Hideki Matsui, L</b> OBP: 0.365, SLG: 0.502 (1, 7)	2-3 K		2-3 K	2-3 K		1-1 G4-3		1-1 G4-3	
<b>25 Jason Giambi, L</b> OBP: 0.450, SLG: 0.567 (1, 3)		1-2 G3-1	3-3 K		4-1 BB		0-0 B1-3	4-1 BB	
<b>20 Jorge Posada, S</b> OBP: 0.341, SLG: 0.418 (1, 10) (8, 2)		1-2 1B 2 1B 1B	2-1 1B		1-1 F8		3-1 F8	2-1 F7	
<b>Bernie Williams, S</b> OBP: 0.330, SLG: 0.367 (1, 8)		0-0 BB 2 1B 1B	0-2 G5-3		0-0 F8		0-0 F7		
<b>John Flaherty, R</b> OBP: 0.198, SLG: 0.224 (1, 2)		4-1 BB 24 FC3-6 2 1B BB		2-0 F7		1-2 F9		0-0 P5	
<b>Tony Womack, L</b> OBP: 0.276, SLG: 0.269 (8, PH)									
<b>Wayne Franklin, L</b> (8, 1)									
<b>Felix Rodriguez, R</b> (8, 1)									

Inning Stats	R: 0	H: 1	E: 0	K: 2	S: 12	P: 19	R: 3	H: 4	E: 0	K: 1	S: 18	P: 29	R: 0	H: 1	E: 0	K: 2	S: 11	P: 18	R: 1	H: 2	E: 0	K: 1	S: 10	P: 22	R: 0	H: 0	E: 0	K: 0	S: 8	P: 14	R: 0	H: 1	E: 0	K: 0	S: 9	P: 14	R: 0	H: 0	E: 0	K: 0	S: 4	P: 7	R: 0	H: 0	E: 0	K: 1	S: 6	P: 9	R: 1	H: 1	E: 0	K: 1	S: 10	P: 17	1B: 8	2B: 1	3B: 0	HR: 1	SF: 0	SAC: 0	DP: 0	HBP: 0	WP: 0	PB: 0	SB: 0	CS: 0	PA: 43
--------------	------	------	------	------	-------	-------	------	------	------	------	-------	-------	------	------	------	------	-------	-------	------	------	------	------	-------	-------	------	------	------	------	------	-------	------	------	------	------	------	-------	------	------	------	------	------	------	------	------	------	------	------	------	------	------	------	------	-------	-------	-------	-------	-------	-------	-------	--------	-------	--------	-------	-------	-------	-------	--------

PITCHER	IP	WLS	BF	H	R	ER	SO	BB	IBB	HBP	BLK	WP	HR	S	P	ERA	WHIP
<b>37 Scott Downs, L</b> ERA: 5.75 (1, 1)	3.1		21	8	4	4	5	3	0	0	0	0	0	46	79	10.80	3.300
<b>Pete Walker, R</b> ERA: 2.73 (4, 1)	2.1	W	10	1	0	0	1	2	0	0	0	0	0	20	34	0.00	1.286
<b>Scott Schoeneweis, L</b> ERA: 4.3 (6, 1)	1.1	H	4	0	0	0	0	0	0	0	0	0	0	6	10	0.00	0.000
<b>Justin Speier, R</b> ERA: 2.35 (8, 1)	1.0		3	0	0	0	1	0	0	0	0	0	0	6	9	0.00	0.000
<b>Miguel Batista, R</b> ERA: 2.91 (9, 1)	1.0		5	1	1	1	1	1	0	0	0	0	1	10	17	9.00	2.000

PITCHER	IP	WLS	BF	H	R	ER	SO	BB	IBB	HBP	BLK	WP	HR	S	P	ERA	WHIP
---------	----	-----	----	---	---	----	----	----	-----	-----	-----	----	----	---	---	-----	------

BOTTOM

New York Yankees @ Toronto Blue Jays  
Rogers Centre, Toronto, ON

livebaseballscorecards.com

AB	36
R	8
H	14
RBI	7
BB	1
SO	6
LOB	17



WP:	0	PA:	38
PB:	0		
SB:	2		
CS:	1		

Sat Aug 06 2005, 4:07 PM EDT  
Att: 48,088 - Sunny - 81 F

AB	R	H	RBI	BB	SO	LOB
4	3	1	0	1	0	0
4	1	2	0	0	1	0
4	1	3	2	0	1	2
4	2	3	3	0	0	2
4	0	3	1	0	0	0
4	0	1	0	0	1	4
4	0	0	0	0	2	4
2	1	1	1	0	0	1
2	0	0	0	0	0	2
4	0	0	0	0	1	2
1B:	11	SF:	0			
2B:	2	SAC:	0			
3B:	0	DP:	2			
HR:	2	HBP:	1			

Batter	1	2	3	4	5	6	7	8	9
<b>8 Russ Adams, L</b> OBP: 0.350, SLG: 0.451 (1, 6)	4-1 3 HBP 1B BB	2-1 3 1B 10 2B 1B		1-1 3 1B 10 1B E1		3-2 P5		3-1 G5-3	
<b>3 Reed Johnson, R</b> OBP: 0.349, SLG: 0.462 (1, 7)	1-0 2 1B 1B HBP	2-1 10 2B 1B		1-2 10 1B 1B		1-3 K		1-2 L8	
<b>10 Vernon Wells, R</b> OBP: 0.326, SLG: 0.506 (1, 8)	0-2 K	2-2 2B		0-0 G4-6-3 1B		1-1 E S HR 1B			
<b>Shea Hillenbrand, R</b> OBP: 0.357, SLG: 0.458 (1, 3)	0-1 2 1B 1B		0-0 15 FC5-4 2 1B S 1B		0-0 G4-6-3 1-2f	1 SAFE 1 SAFE 1B S B X	2-1 1-H HR		
<b>2 Aaron Hill, R</b> OBP: 0.363, SLG: 0.429 (1, 5)	2-1 9 CS 1B		1-2 15 FC5-4 1B		1-2 F8 9 1B 1B	0-1 F8			
<b>9 Gregg Zaun, S</b> OBP: 0.370, SLG: 0.396 (1, 2)	1-3 K		1-1 P3		0-2 1B		3-2 P2		
<b>15 Alex Rios, R</b> OBP: 0.321, SLG: 0.402 (1, 9)		1-3 K	1-1 FC5-4 E 1-2f 2-3		1-1 F9		1-2 K		
<b>Frank Menechino, R</b> OBP: 0.369, SLG: 0.358 (1, 10)		2-2 HR	1 SAFE 2-2 G4-3		2-0 F8		1-0 P5		
<b>Eric Hinske, L</b> OBP: 0.336, SLG: 0.425 (5, PH) (6, 10)			1-3 3-H		2-3 K				
<b>Orlando Hudson, S</b> OBP: 0.312, SLG: 0.403 (1, 4)		0-0 G5-3		1-0 G5-3				2-2 F9	

Inning Stats	R	H	E	K	S	H	LOB	BB	P	R	H	E	K	S	H	LOB	BB	P
	2	2	0	2	11	4	2	1	19	2	4	0	1	17	0	2	0	19
	0	2	0	1	19	4	2	0	28	1	2	0	0	17	0	1	0	17
	0	2	0	1	17	2	1	0	17	1	2	0	0	11	0	1	0	11
	0	2	0	1	17	2	2	0	19	0	2	0	1	19	0	2	0	19
	0	0	0	1	13	0	2	0	13	0	0	0	1	13	0	0	0	13
	0	0	0	1	13	0	0	0	13	0	0	0	1	13	0	0	0	13
	0	0	0	1	13	0	0	0	13	0	0	0	1	13	0	0	0	13
	0	0	0	1	13	0	0	0	13	0	0	0	1	13	0	0	0	13
	0	0	0	1	13	0	0	0	13	0	0	0	1	13	0	0	0	13

PITCHER	IP	WLS	BF	H	R	ER	SO	BB	IBB	HBP	BLK	WP	HR	S	P	ERA	WHIP
<b>Randy Johnson, L</b> ERA: 4.29 (1, 1)	4.0	L	22	10	6	5	3	1	0	1	0	0	1	50	75	11.25	2.750
<b>Scott Proctor, R</b> ERA: 5.16 (5, 1)	2.2		12	4	2	2	3	0	0	0	0	0	1	32	49	6.75	1.500
<b>Wayne Franklin, L</b> ERA: 6.14 (7, 1)	1.0		3	0	0	0	0	0	0	0	0	0	0	8	14	0.00	0.000
<b>Wayne Franklin, L</b> ERA: 6.14 (8, 1)	1.0		3	0	0	0	0	0	0	0	0	0	0	8	14	0.00	0.000
<b>Felix Rodriguez, R</b> ERA: 4.08 (8, 1)	0.1		1	0	0	0	0	0	0	0	0	0	0	3	4	0.00	0.000

**New York Yankees @ Toronto Blue Jays**  
**Rogers Centre, Toronto, ON**  
 Sun Aug 07 2005, 1:07 PM EDT  
 Att. 46,114 - Sunny - 81 F

[livebaseballscorecards.com](http://livebaseballscorecards.com)

<b>AB</b>	<b>36</b>
<b>R</b>	<b>6</b>
<b>H</b>	<b>12</b>
<b>RBI</b>	<b>5</b>
<b>BB</b>	<b>4</b>
<b>SO</b>	<b>5</b>
<b>LOB</b>	<b>19</b>



AB R H RBI BB SO LOB

TOP

Batter	1	2	3	4	5	6	7	8	9
<b>2 Derek Jeter, R</b> (1, 6) OBP: 0.392, SLG: 0.453	1-2 24 G5-4-3 1B		1-1 1B 2B	2-2 G4-3		1-1 1B		4-2 24 WP BB	
<b>24 Robinson Canó, L</b> (1, 4) OBP: 0.314, SLG: 0.449	0-0 G5-4-3 1-2f		1-2 1B HBP		4-0 55 G4-3 13 1B BB	0-1 G6-3		3-1 G6-3 1-2	
<b>Gary Sheffield, R</b> (1, 9) OBP: 0.396, SLG: 0.533 <b>Bubba Crosby, L</b> (8, 9) OBP: 0.250, SLG: 0.189	0-3 K		1-1 1-2 2-H 1B		0-1 P6		3-3 K		1-1 G4-3
<b>13 Alex Rodriguez, R</b> (1, 5) OBP: 0.417, SLG: 0.589		1-1 HR	0-3 K		1-0 55 G4-3 1-2 1B		1-0 25 1B 2B	4-1 55 L6-3 BB	
<b>55 Hideki Matsui, L</b> (1, 7) OBP: 0.363, SLG: 0.501		1-1 25 1B 2B	0-0 G3		0-0 G4-3 1-2 2-3		1-1 F8	1-0 L6-3 1-1	
<b>25 Jason Giambi, L</b> (1, 10) OBP: 0.453, SLG: 0.568		1-2 G6-4-3 2-H 1B		1-1 E3 20 1B 1B		4-1 BB	2-2 20 FC4-6 2-H 1B		
<b>20 Jorge Posada, S</b> (1, 2) OBP: 0.340, SLG: 0.416		1-3 K		0-0 1B G6-4-3 1B		2-3 K	3-1 FC4-6 1-2f		
<b>Tino Martinez, L</b> (1, 3) OBP: 0.311, SLG: 0.468		0-0 G6-4-3 1-2f		1-2 G6-4-3 1-3 2-H 1B			0-0 F7	2-1 P6	
<b>Tony Womack, L</b> (1, 8) OBP: 0.272, SLG: 0.265			0-2 G4-3	2-2 G6-4-3 1-2f 3-H		0-1 G6-3		1-2 G3	

4	1	3	0	1	0	0
3	0	0	0	1	0	3
4	0	1	1	0	2	1
1	0	0	0	0	0	0
4	2	3	1	1	1	2
5	1	1	0	0	0	6
3	1	2	2	1	0	0
4	1	1	0	0	2	5
4	0	1	1	0	0	1
4	0	0	0	0	0	1

Inning Stats	R: 0	H: 1	E: 0	LOB: 0	K: 1	BB: 0	S: 9	P: 10	R: 2	H: 3	E: 0	LOB: 0	K: 1	BB: 0	S: 11	P: 15	R: 1	H: 2	E: 0	LOB: 2	K: 1	BB: 0	S: 17	P: 20	R: 2	H: 2	E: 1	LOB: 0	K: 0	BB: 0	S: 13	P: 19	R: 0	H: 1	E: 0	LOB: 3	K: 1	BB: 2	S: 8	P: 19	R: 0	H: 1	E: 0	LOB: 1	K: 0	BB: 0	S: 7	P: 8	R: 1	H: 2	E: 0	LOB: 1	K: 1	BB: 0	S: 11	P: 21	R: 0	H: 0	E: 0	LOB: 1	K: 0	BB: 1	S: 10	P: 20	R: 0	H: 0	E: 0	LOB: 0	K: 0	BB: 1	S: 4	P: 10	1B: 8	SF: 0	2B: 4	SAC: 0	3B: 0	DP: 4	HR: 1	HBP: 1	WP: 1	PA: 41
--------------	------	------	------	--------	------	-------	------	-------	------	------	------	--------	------	-------	-------	-------	------	------	------	--------	------	-------	-------	-------	------	------	------	--------	------	-------	-------	-------	------	------	------	--------	------	-------	------	-------	------	------	------	--------	------	-------	------	------	------	------	------	--------	------	-------	-------	-------	------	------	------	--------	------	-------	-------	-------	------	------	------	--------	------	-------	------	-------	-------	-------	-------	--------	-------	-------	-------	--------	-------	--------

PITCHER	IP	WLS	BF	H	R	ER	SO	BB	IBB	HBP	BLK	WP	HR	S	P	ERA	WHIP
<b>Josh Towers, R</b> (1, 1) ERA: 4.53	6.0	L	29	10	5	3	4	2	0	1	0	0	1	65	91	4.50	2.000
<b>54 Jason Frasor, R</b> (7, 1) ERA: 4.32	1.0		5	2	1	1	1	0	0	0	0	0	0	11	21	9.00	2.000
<b>22 Brandon League, R</b> (8, 1) ERA: 6.88	2.0		7	0	0	0	0	2	0	0	0	1	0	14	30	0.00	1.000

PITCHER	IP	WLS	BF	H	R	ER	SO	BB	IBB	HBP	BLK	WP	HR	S	P	ERA	WHIP
---------	----	-----	----	---	---	----	----	----	-----	-----	-----	----	----	---	---	-----	------

BOTTOM

New York Yankees @ Toronto Blue Jays  
Rogers Centre, Toronto, ON  
Sun Aug 07 2005, 1:07 PM EDT  
Att. 46,114 - Sunny - 81 F

livebaseballscorecards.com

AB	32
R	2
H	7
RBI	2
BB	7
SO	5
LOB	20



WP: 0	PA: 41
PB: 0	
SB: 0	
CS: 0	

AB	R	H	RBI	BB	SO	LOB
4	1	1	0	0	1	1
5	0	0	0	0	2	4
4	0	2	1	1	0	1
3	1	1	0	2	0	4
3	0	0	0	0	0	1
2	0	0	0	0	1	3
2	0	0	0	2	0	1
3	0	1	0	0	1	1
0	0	0	0	1	0	0
2	0	0	0	1	0	1
0	0	0	1	0	0	0
4	0	2	0	0	0	3

1B	SF	SAC	DP	HBP
10	1	0	1	1
0	0	0	0	0
1	0	0	0	0
2	0	0	0	0
0	0	0	0	0
0	0	0	0	0
0	0	0	0	0
0	0	0	0	0
0	0	0	0	0
0	0	0	0	0
0	0	0	0	0
0	0	0	0	0
0	0	0	0	0

1B	SF	SAC	DP	HBP
0	0	0	0	0
0	0	0	0	0
0	0	0	0	0
0	0	0	0	0
0	0	0	0	0
0	0	0	0	0
0	0	0	0	0
0	0	0	0	0
0	0	0	0	0
0	0	0	0	0
0	0	0	0	0
0	0	0	0	0
0	0	0	0	0

1B	SF	SAC	DP	HBP
0	0	0	0	0
0	0	0	0	0
0	0	0	0	0
0	0	0	0	0
0	0	0	0	0
0	0	0	0	0
0	0	0	0	0
0	0	0	0	0
0	0	0	0	0
0	0	0	0	0
0	0	0	0	0
0	0	0	0	0
0	0	0	0	0

1B	SF	SAC	DP	HBP
0	0	0	0	0
0	0	0	0	0
0	0	0	0	0
0	0	0	0	0
0	0	0	0	0
0	0	0	0	0
0	0	0	0	0
0	0	0	0	0
0	0	0	0	0
0	0	0	0	0
0	0	0	0	0
0	0	0	0	0
0	0	0	0	0

1B	SF	SAC	DP	HBP
0	0	0	0	0
0	0	0	0	0
0	0	0	0	0
0	0	0	0	0
0	0	0	0	0
0	0	0	0	0
0	0	0	0	0
0	0	0	0	0
0	0	0	0	0
0	0	0	0	0
0	0	0	0	0
0	0	0	0	0
0	0	0	0	0

1B	SF	SAC	DP	HBP
0	0	0	0	0
0	0	0	0	0
0	0	0	0	0
0	0	0	0	0
0	0	0	0	0
0	0	0	0	0
0	0	0	0	0
0	0	0	0	0
0	0	0	0	0
0	0	0	0	0
0	0	0	0	0
0	0	0	0	0
0	0	0	0	0

1B	SF	SAC	DP	HBP
0	0	0	0	0
0	0	0	0	0
0	0	0	0	0
0	0	0	0	0
0	0	0	0	0
0	0	0	0	0
0	0	0	0	0
0	0	0	0	0
0	0	0	0	0
0	0	0	0	0
0	0	0	0	0
0	0	0	0	0
0	0	0	0	0

1B	SF	SAC	DP	HBP
0	0	0	0	0
0	0	0	0	0
0	0	0	0	0
0	0	0	0	0
0	0	0	0	0
0	0	0	0	0
0	0	0	0	0
0	0	0	0	0
0	0	0	0	0
0	0	0	0	0
0	0	0	0	0
0	0	0	0	0
0	0	0	0	0

1B	SF	SAC	DP	HBP
0	0	0	0	0
0	0	0	0	0
0	0	0	0	0
0	0	0	0	0
0	0	0	0	0
0	0	0	0	0
0	0	0	0	0
0	0	0	0	0
0	0	0	0	0
0	0	0	0	0
0	0	0	0	0
0	0	0	0	0
0	0	0	0	0

1B	SF	SAC	DP	HBP
0	0	0	0	0
0	0	0	0	0
0	0	0	0	0
0	0	0	0	0
0	0	0	0	0
0	0	0	0	0
0	0	0	0	0
0	0	0	0	0
0	0	0	0	0
0	0	0	0	0
0	0	0	0	0
0	0	0	0	0
0	0	0	0	0

1B	SF	SAC	DP	HBP
0	0	0	0	0
0	0	0	0	0
0	0	0	0	0
0	0	0	0	0
0	0	0	0	0
0	0	0	0	0
0	0	0	0	0
0	0	0	0	0
0	0	0	0	0
0	0	0	0	0
0	0	0	0	0
0	0	0	0	0
0	0	0	0	0

Inning Stats																											
R	H	E	K	S	H	LOB	BB	P	R	H	E	K	S	H	LOB	BB	P	R	H	E	K	S	H	LOB	BB	P	
0	1	0	10	18	0	0	9	15	0	0	0	6	13	0	0	0	17	0	0	0	0	0	0	0	0	0	0
PITCHER																											
IP	WLS	BF	H	R	ER	SO	BB	IBB	HBP	BLK	WP	HR	S	P	ERA	WHIP											
5.2	W	26	4	0	0	2	4	0	0	0	0	0	9	11	0.00	0.000											
6.1	H	4	0	0	0	2	0	0	0	0	0	0	9	11	0.00	0.000											
8.1		4	1	1	1	1	2	0	0	0	0	0	5	15	27.00	9.000											
8.1		6	2	1	1	0	1	0	0	0	0	0	17	25	6.75	2.250											
9.1	S	1	0	0	0	0	0	0	0	0	0	0	1	1	0.00	0.000											

Batter	1	2	3	4	5	6	7	8	9	10	11	12	AB R H RBI BB SO LOB	TOP											
14 Placido Polanco, R OBP: 0.392, SLG: 0.439	0-1 9 1B 1B	1-0 P4		0-0 1-H 2-H 2B		0-2 FC1-6-5 WP			0-1 G6-3		0-1 G1-3		6 1 2 1 0 0 1	Detroit Tigers @ Toronto Blue Jays Rogers Centre, Toronto, ON Mon Aug 08 2005, 7:07 PM EDT Att: 20,887 - Clear - 84 F											
9 Carlos Guillen, S OBP: 0.364, SLG: 0.436 20 Omar Infante, R OBP: 0.273, SLG: 0.397	2-2 E 30 G6-3 1B 1-2		3-2 HR		1-3 K	4-2 WP BB			0-1 1B 30 SF8 1B		0-1 P4		3 2 2 1 1 1 0 2 1 1 0 0 0 0												
Dmitri Young, S OBP: 0.322, SLG: 0.474	0-1 E7 2B 1B 1-3 2-H		2-2 G4-3		1-2 F9	2-3 K			1 SAFE 0-2 1-3 1B			0-0 2B 13 1B 1B	6 2 3 1 0 1 2												
30 Magglio Ordonez, R OBP: 0.364, SLG: 0.479	0-1 G6-3		0-2 K		0-0 2B 1B				0-0 SF8			0-3 K	5 1 1 2 0 3 2												
Rondell White, R OBP: 0.344, SLG: 0.472	1-2 1B 2B 2-H		0-0 P4		1-0 1-H 2B				3-H 1-0 P3			0-0 13 1B 2B	6 1 3 2 0 0 1												
Craig Monroe, R OBP: 0.338, SLG: 0.442	1-2 15 G6-4-3 1B 2-H		1-0 G1-3		0-2 1B							2-2 G4-3	5 0 2 1 1 1 0												
15 Brandon Inge, R OBP: 0.349, SLG: 0.416	0-1 G6-4-3 1-2		1-2 BB 14 2B HBP		2-2 F9							0-3 K	5 1 0 0 0 2 6												
13 Vance Wilson, R OBP: 0.261, SLG: 0.208		1-1 G6-3		1-0 F9		3-2 14 FC1-6-5 SH1-3 HBP			1-0 F9			1-1 1B	5 0 1 1 0 0 1												
Nook Logan, S OBP: 0.320, SLG: 0.356		2-2 G3-1		4-2 14 2B BB		0-0 SH1-3			0-0 B2			0-3 K	4 0 0 0 1 1 3												
<b>Inning Stats</b>	R: 4 E: 1 K: 0 S: 22	H: 5 LOB: 0 BB: 0 P: 26	R: 0 E: 0 K: 0 S: 7	H: 0 LOB: 0 BB: 0 P: 11	R: 1 E: 0 K: 1 S: 12	H: 1 LOB: 0 BB: 0 P: 17	R: 1 E: 0 K: 0 S: 8	H: 1 LOB: 2 BB: 1 P: 15	R: 1 E: 0 K: 1 S: 14	H: 3 LOB: 2 BB: 0 P: 19	R: 0 E: 0 K: 2 S: 14	H: 0 LOB: 0 BB: 0 P: 18	R: 0 E: 0 K: 1 S: 6	H: 0 LOB: 0 BB: 0 P: 7	R: 1 E: 0 K: 0 S: 9	H: 2 LOB: 1 BB: 0 P: 10	R: 0 E: 0 K: 0 S: 8	H: 0 LOB: 0 BB: 0 P: 11	R: 0 E: 0 K: 1 S: 8	H: 0 LOB: 0 BB: 0 P: 8	R: 1 E: 0 K: 2 S: 11	H: 3 LOB: 3 BB: 1 P: 16	1B: 10 2B: 4 3B: 0 HR: 1	SF: 1 SAC: 1 DP: 1 HBP: 2	WP: 1 PA: 54 PB: 0 SB: 0 CS: 0
<b>PITCHER</b>	IP WLS BF H R ER SO BB IBB HBP BLK WP HR S P ERA WHIP																								
Dave Bush, R ERA: 4.94	(1, 1) 4.2																								
Vinnie Chulk, R ERA: 3.21	(5, 1) 1.1																								
Justin Speier, R ERA: 2.25	(7, 1) 2.0																								
Miguel Batista, R ERA: 2.95	(9, 1) 2.0																								
Scott Schoeneweis, L ERA: 4.31	(11, 1) 2.0																								

AB	47
R	9
H	15
RBI	9
BB	3
SO	9
LOB	16



Batter	1	2	3	4	5	6	7	8	9	10	11	12	AB R H RBI BB SO LOB
3 Reed Johnson, R OBP: 0.349, SLG: 0.460 Frank Catalanotto, L OBP: 0.361, SLG: 0.429 (1, 7) (8, PH) (9, 7)	0-1 F8 10 SF9 2B		1-1 G6-4-3 HBP		0-1 F8	0-0 1-2 3-H 1B		2-1 HR 1B	1-1 P4			1-2 G3	3 1 2 1 0 0 1 3 1 1 0 0 0 3
Orlando Hudson, S OBP: 0.313, SLG: 0.410 (1, 4)	0-1 F8 2-3		1-0 G6-4-3 1-2f		0-0 F8	0-2 F7		0-0 HR		1-3 K		1-1 G6-4-3 1B	7 1 2 2 0 1 5
10 Vernon Wells, R OBP: 0.333, SLG: 0.509 (1, 8)	0-0 SF9			2-2 2B 1B	1-2 1B		0-0 SH5-4 1B	0-0 G6-3		4-1 FC5-4 BB		0-1 G6-4-3 1-2f	5 1 3 1 1 0 1
Shea Hillenbrand, R OBP: 0.359, SLG: 0.460 (1, 10)	3-H 2-2 F9		2-2 47 G3 15 1B 2B	0-1 1B	2-3 K		0-2 SH5-4 1B	0-0 F8		0-0 FC5-4		1-2f	6 1 2 1 0 1 3
2 Aaron Hill, R OBP: 0.352, SLG: 0.415 (1, 6) (10, 5)		0-1 G5-3		0-1 F8		0-0 F7	0-1 SH5-4		0-0 P4	1-0 F8			5 0 0 0 0 0 2
47 Corey Koskie, L OBP: 0.307, SLG: 0.401 8 Russ Adams, L OBP: 0.352, SLG: 0.451 (1, 5) (9, PR) (10, 6)		0-1 G1-3		1-1 G3		1-2 HR	0-1 F9		1-1 15 1B 1B		2-2 G6-3 15 1B 1B		5 1 2 1 0 0 3 1 0 1 0 0 0 0
15 Alex Rios, R OBP: 0.332, SLG: 0.419 (1, 9)		0-2 HR		1-1 1B		0-0 1B 3 1B	4-0 IBB		0-1 IBB 1B		1-0 G6-3 1B		5 2 5 2 1 0 0
Eric Hinske, L OBP: 0.332, SLG: 0.419 (1, 3)		1-2 F9		3-2 G5-3		1-2 F8	2-1 F8		4-0 IBB		1-0 G6-3		5 0 0 0 1 0 7
Ken Huckaby, R OBP: 0.225, SLG: 0.200 9 Gregg Zaun, S OBP: 0.368, SLG: 0.389 (1, 2) (8, PH) (9, 2)			1-1 F9		1-0 10 1B 1B	0-0 3 1B 1B		0-3 K	3-3 K		1-2 P5		3 0 2 0 0 0 0 3 0 0 0 0 2 4

Inning Stats	R: 1 E: 0 K: 0 S: 8	H: 1 LOB: 0 BB: 0 P: 10	R: 1 E: 0 K: 0 S: 11	H: 1 LOB: 0 BB: 0 P: 12	R: 0 E: 0 K: 0 S: 4	H: 0 LOB: 0 BB: 0 P: 7	R: 2 E: 0 K: 0 S: 16	H: 3 LOB: 1 BB: 0 P: 23	R: 0 E: 0 K: 1 S: 11	H: 2 LOB: 2 BB: 0 P: 15	R: 2 E: 0 K: 0 S: 14	H: 4 LOB: 2 BB: 0 P: 16	R: 0 E: 0 K: 1 S: 10	H: 2 LOB: 3 BB: 1 P: 16	R: 2 E: 0 K: 1 S: 9	H: 2 LOB: 0 BB: 0 P: 11	R: 0 E: 0 K: 1 S: 10	H: 2 LOB: 3 BB: 1 P: 19	R: 0 E: 0 K: 1 S: 6	H: 0 LOB: 1 BB: 0 P: 12	R: 0 E: 0 K: 0 S: 10	H: 2 LOB: 1 BB: 0 P: 15	R: 0 E: 0 K: 0 S: 7	H: 1 LOB: 0 BB: 0 P: 9	1B: 15 2B: 2 3B: 0 HR: 3	SF: 1 SAC: 1 DP: 3 HBP: 1	WP: 0 PB: 0 SB: 0 CS: 0	PA: 57
--------------	------------------------------	----------------------------------	-------------------------------	----------------------------------	------------------------------	---------------------------------	-------------------------------	----------------------------------	-------------------------------	----------------------------------	-------------------------------	----------------------------------	-------------------------------	----------------------------------	------------------------------	----------------------------------	-------------------------------	----------------------------------	------------------------------	----------------------------------	-------------------------------	----------------------------------	------------------------------	---------------------------------	-----------------------------------	------------------------------------	----------------------------------	--------

PITCHER	IP	WLS	BF	H	R	ER	SO	BB	IBB	HBP	BLK	WP	HR	S	P	ERA	WHIP
Mike Maroth, L ERA: 4.89 Chris Spurling, R ERA: 3.7 Jamie Walker, L ERA: 2.7 43 Roman Colon, R ERA: 5.98 Franklyn German, R ERA: 2.72	(1, 1) (6, 1) (7, 1) (8, 1) (9, 1)		27 5 3 5 10	10 3 0 2 2	6 0 0 2 0	6 0 0 2 0	1 0 0 1 2	0 0 0 0 1	0 0 1 0 1	0 0 0 0 0	0 0 0 0 0	0 0 0 0 0	0 0 0 1 0	2 3 4 9 16	79 10 10 11 31	9.53 0.00 0.00 18.00 0.00	1.765 4.500 0.000 2.000 1.500
Vic Darenbourg, L ERA: 4.5 Craig Dingman, R ERA: 1.54	(11, 1) (12, 1)	1.1 0.2	W S	6 1	3 0	0 0	0 0	0 0	0 0	0 0	0 0	0 0	0 0	0 2	22 2	0.00 0.000	2.250 0.000

**DETROIT TIGERS @ TORONTO BLUE JAYS**  
**Rogers Centre, Toronto, ON**  
 Mon Aug 08 2005, 7:07 PM EDT  
 Att: 20,887 - Clear - 84 F

livebaseballscorecards.com

AB	51
R	8
H	20
RBI	8
BB	3
SO	4
LOB	29



Batter	1	2	3	4	5	6	7	8	9	AB R H RBI BB SO LOB	TOP		
14 Placido Polanco, R (1, 4) OBP: 0.395, SLG: 0.442	0-1 F7		2-1 F9		2-1 CS		0-1 9 BB 1B		1-1 9 BB 1B	5 0 3 2 0 0 0			
9 Carlos Guillen, S (1, 6) OBP: 0.367, SLG: 0.438	1-1 P5		2-1 G4-3		3-1 CS	2-1 2B	4-2 BB		4-2 FC4-6 BB	3 0 1 0 2 0 0			
31 Chris Shelton, R (1, 3) OBP: 0.388, SLG: 0.530	3-2 2B		1-2 F7			1-3 K	2-3 K		1-3 K	5 0 1 0 0 3 4			
Dmitri Young, S (1, 7) OBP: 0.320, SLG: 0.469	4-0 BB			0-0 F8		2-1 G3		0-2 G4-3	0-0 FC4-6	4 0 0 0 1 0 2			
Rondell White, R (1, 10) OBP: 0.345, SLG: 0.475	0-0 F9			2-3 K			1-0 15 1B 13 SF8 1B	1-2 E 2B		4 1 2 0 0 1 2			
Craig Monroe, R (1, 9) (7, 8) OBP: 0.339, SLG: 0.443				1-3 K			1-0 13 SF8 30 SF9 1B	1-1 E5		4 1 2 0 0 1 1			
15 Brandon Inge, R (1, 5) OBP: 0.350, SLG: 0.417		0-3 K			3-2 G3 13 14 1B G4-3 1B		0-0 30 SF9 14 1B 30 WP 1B	1-3 K		4 2 2 0 0 2 3			
13 Vance Wilson, R (1, 2) OBP: 0.250, SLG: 0.200		3-2 F9			0-0 G4-3		1-0 SF8	1-0 G1-3		3 0 0 1 0 0 4			
Nook Logan, S (1, 8) 30 Magglio Ordonez, R (7, PH) OBP: 0.360, SLG: 0.476 (7, 9)		1-0 P5			2-0 G3		3-0 SF9		0-0 F8	2 0 0 0 0 0 2 1 0 0 1 0 0 0			
<b>Inning Stats</b>	R: 0 E: 0 K: 0 S: 8 H: 1 LOB: 2 BB: 1 P: 16	R: 0 E: 0 K: 1 S: 11 H: 1 LOB: 1 BB: 0 P: 15	R: 0 E: 0 K: 2 S: 7 H: 0 LOB: 0 BB: 0 P: 12	R: 0 E: 0 K: 2 S: 7 H: 0 LOB: 0 BB: 0 P: 10	R: 1 E: 0 K: 0 S: 8 H: 2 LOB: 0 BB: 0 P: 18	R: 0 E: 0 K: 1 S: 7 H: 1 LOB: 0 BB: 0 P: 12	R: 3 E: 0 K: 1 S: 14 H: 4 LOB: 2 BB: 1 P: 26	R: 0 E: 1 K: 1 S: 14 H: 1 LOB: 2 BB: 0 P: 18	R: 0 E: 0 K: 1 S: 9 H: 1 LOB: 2 BB: 1 P: 15	1B: 8 2B: 3 3B: 0 HR: 0 SF: 2 SAC: 0 DP: 0 HBP: 0	WP: 1 PB: 0 SB: 0 CS: 1 PA: 41		
<b>PITCHER</b>	IP WLS BF H R ER SO BB IBB HBP BLK WP HR S P ERA WHIP											<b>PITCHER</b>	IP WLS BF H R ER SO BB IBB HBP BLK WP HR S P ERA WHIP
40 Dustin McGowan, R (1, 1) ERA: 4.96	6.1 W 26 8 4 4 4 1 0 0 0 0 0 0 52 90 5.68 1.421												
Pete Walker, R (7, 1) ERA: 2.69	1.0 H 7 2 0 0 1 1 0 0 0 0 1 0 18 29 0.00 3.000												
54 Jason Frasier, R (8, 1) ERA: 4.26	0.2 H 2 0 0 0 1 0 0 0 0 0 0 0 6 8 0.00 0.000												
Miguel Batista, R (9, 1) ERA: 2.91	1.0 S 5 1 0 0 1 1 0 0 0 0 0 0 9 15 0.00 2.000												

**Detroit Tigers @ Toronto Blue Jays**  
 Rogers Centre, Toronto, ON  
 Tue Aug 09 2005, 7:07 PM EDT  
 Att. 21,145 - Clear - 88 F

livebaseballscorecards.com

AB	35
R	4
H	11
RBI	4
BB	3
SO	7
LOB	18





Batter	1	2	3	4	5	6	7	8	9	AB	R	H	RBI	BB	SO	LOB
8 Russ Adams, L OBP: 0.348, SLG: 0.444 (1, 6)	1-1 G4-3		2-1 G4-3			3-2 G4-3	1-3 K			4	0	0	0	0	1	0
Frank Catalanotto, L OBP: 0.358, SLG: 0.425 3 Reed Johnson, R OBP: 0.348, SLG: 0.458 (1, 7) (8, 7)	2-1 G6-3			1-0 P6		0-0 F8		0-2 P4		3	0	0	0	0	0	0
10 Vernon Wells, R OBP: 0.332, SLG: 0.507 (1, 8)	2-1 F9			1-0 F8		0-0 47 1B 9 1B		1-2 G1-3		4	1	1	0	0	0	0
47 Corey Koskie, L OBP: 0.311, SLG: 0.403 (1, 5)		3-2 1B		1-2 F8		2-2 9 1B 15 HR		0-2 F7		4	1	2	0	0	0	0
9 Gregg Zaun, S OBP: 0.371, SLG: 0.392 (1, 2)		1-2 P4			3-2 15 FC5-4 1B	2-1 15 HR 1B				3	1	2	1	0	0	1
15 Alex Rios, R OBP: 0.332, SLG: 0.427 (1, 9)		2-1 F9			0-0 FC5-4 2 HR	0-1 HR				3	2	1	3	0	0	2
Eric Hinske, L OBP: 0.330, SLG: 0.415 (1, 3)		1-3 K			1-0 G3-1	3-2 F8				3	0	0	0	0	1	2
2 Aaron Hill, R OBP: 0.351, SLG: 0.426 (1, 10)			2-3 K		3-1 HR		3-2 F7			3	1	1	2	0	1	0
Orlando Hudson, S OBP: 0.311, SLG: 0.407 (1, 4)			3-2 G3		2-0 G4-3		2-2 F8			3	0	0	0	0	0	0

Inning Stats	R: 0	H: 0	E: 0	K: 6	S: 6	P: 11	R: 0	H: 1	E: 0	K: 1	S: 12	P: 19	R: 0	H: 0	E: 0	K: 1	S: 9	R: 0	H: 0	E: 0	K: 0	S: 5	R: 2	H: 2	E: 0	K: 10	S: 18	R: 4	H: 4	E: 0	K: 19	S: 29	R: 0	H: 0	E: 0	K: 12	S: 18	R: 0	H: 0	E: 0	K: 10	S: 11																			
PITCHER	IP	WLS	BF	H	R	ER	SO	BB	IBB	HBP	BLK	WP	HR	S	P	ERA	WHIP																			PITCHER	IP	WLS	BF	H	R	ER	SO	BB	IBB	HBP	BLK	WP	HR	S	P	ERA	WHIP								
Sean Douglass, R ERA: 4.08 (1, 1)	5.2	L	24	7	6	6	2	0	0	0	0	0	0	2	93	9.53	1.235																																												
Jamie Walker, L ERA: 2.61 (6, 1)	1.1		4	0	0	0	1	0	0	0	0	0	0	17	26	0.00	0.000																																												
Chris Spurling, R ERA: 3.61 (8, 1)	1.0		3	0	0	0	0	0	0	0	0	0	0	10	11	0.00	0.000																																												


**BOTTOM**

**Detroit Tigers @ Toronto Blue Jays**  
Rogers Centre, Toronto, ON

Tue Aug 09 2005, 7:07 PM EDT  
Att. 21,145 - Clear - 88 F

livebaseballscorecards.com

AB	31
R	6
H	7
RBI	6
BB	0
SO	3
LOB	5



1B:	5	SF:	0	WP:	0	PA:	31
2B:	0	SAC:	0	PB:	0		
3B:	0	DP:	0	SB:	0		
HR:	2	HBP:	0	CS:	0		

**Detroit Tigers @ Toronto Blue Jays**  
 Rogers Centre, Toronto, ON  
 Wed Aug 10 2005, 7:07 PM EDT  
 Att. 24,624 - Roof Closed - 68 F

livebaseballscorecards.com

<b>AB</b>	<b>31</b>
<b>R</b>	<b>3</b>
<b>H</b>	<b>5</b>
<b>RBI</b>	<b>3</b>
<b>BB</b>	<b>5</b>
<b>SO</b>	<b>4</b>
<b>LOB</b>	<b>12</b>



<b>WP:</b>	0	<b>PA:</b>	37
<b>PB:</b>	0		
<b>SB:</b>	0		
<b>CS:</b>	0		

AB	R	H	RBI	BB	SO	LOB
3	0	0	0	2	0	1
4	0	1	0	0	1	1
3	0	0	0	1	1	3
3	1	1	1	1	0	0
4	1	1	0	0	1	2
4	1	2	2	0	0	0
3	0	0	0	1	1	1
3	0	0	0	0	0	1
4	0	0	0	0	0	3

Batter	1	2	3	4	5	6	7	8	9			
<b>14 Placido Polanco, R</b> (1, 4) OBP: 0.395, SLG: 0.438	3-1 F8		2-1 G5-3		4-0 G5-4-3 BB		4-2 9 1B BB		2-1 G4-3 2-3			
<b>9 Carlos Guillen, S</b> (1, 6) OBP: 0.366, SLG: 0.436	3-3 K		0-0 G5-3		2-0 G1-3		2-0 1-2 1B					
<b>31 Chris Shelton, R</b> (1, 3) OBP: 0.386, SLG: 0.523	4-0 30 BB BB		2-3 K		1-2 G5-4-3 1-2f		2-2 G1-3					
<b>30 Magglio Ordonez, R</b> (1, 9) OBP: 0.363, SLG: 0.493	4-1 FC5-4 1-2 BB			0-0 G6-3		1-0 HR		1-0 G6-3				
<b>Rondell White, R</b> (1, 10) OBP: 0.344, SLG: 0.473	1-0 FC5-4 1-2f			1-2 HR 1B		0-0 G5-3		3-3 K				
<b>Dmitri Young, S</b> (1, 7) OBP: 0.322, SLG: 0.477		1-1 1B		0-1 1-H HR		0-1 F7		1-0 P4				
<b>Craig Monroe, R</b> (1, 8) OBP: 0.339, SLG: 0.440		1-2 L6		2-2 F8		0-3 K		4-2 14 BLK 15 SH1-3 BB				
<b>15 Brandon Inge, R</b> (1, 5) OBP: 0.348, SLG: 0.414		0-2 F7		3-2 E5			0-0 F9	1 SAFE 0-1 SH1-3				
<b>13 Vance Wilson, R</b> (1, 2) OBP: 0.240, SLG: 0.190		1-1 F8		0-0 G6-3			1-1 F8	3-2 F9				
<b>Inning Stats</b>	R: 0 E: 0 K: 1 S: 8 H: 0 LOB: 2 BB: 2 P: 23	R: 0 E: 0 K: 0 S: 11 H: 1 LOB: 1 BB: 0 P: 14	R: 0 E: 0 K: 1 S: 6 H: 0 LOB: 0 BB: 0 P: 10	R: 2 E: 1 K: 0 S: 14 H: 2 LOB: 1 BB: 0 P: 20	R: 0 E: 0 K: 0 S: 4 H: 0 LOB: 0 BB: 1 P: 11	R: 1 E: 0 K: 1 S: 8 H: 1 LOB: 0 BB: 0 P: 9	R: 0 E: 0 K: 0 S: 11 H: 1 LOB: 2 BB: 1 P: 20	R: 0 E: 0 K: 1 S: 5 H: 0 LOB: 0 BB: 0 P: 10	R: 0 E: 0 K: 0 S: 14 H: 0 LOB: 1 BB: 1 P: 23	1B: 3 2B: 0 3B: 0 HR: 2 SF: 0 SAC: 1 DP: 1 HBP: 0	WP: 0 PB: 0 SB: 0 CS: 0	
<b>PITCHER</b> <b>39 Gustavo Chacin, L</b> (1, 1) ERA: 3.39 <b>Vinnie Chulk, R</b> (7, 1) ERA: 3.13 <b>Justin Speier, R</b> (9, 1) ERA: 2.2	IP WLS BF H R ER SO BB IBB HBP BLK WP HR S P ERA WHIP											IP WLS BF H R ER SO BB IBB HBP BLK WP HR S P ERA WHIP

Batter	1	2	3	4	5	6	7	8	9	AB	R	H	RBI	BB	SO	LOB
8 Russ Adams, L OBP: 0.347, SLG: 0.440 (1, 6)	2-2 G5-3		0-2 L3		4-1 BB		2-3 K			3	0	0	0	1	1	0
3 Reed Johnson, R OBP: 0.343, SLG: 0.452 (1, 7)	2-2 G5-3		0-1 G6-3		1-0 P6		2-1 G6-3			4	0	0	0	0	0	1
10 Vernon Wells, R OBP: 0.331, SLG: 0.507 (1, 8)	3-3 K		2-1 2B		2-0 G2		2-2 G6-3			4	0	1	0	0	1	1
Shea Hillenbrand, R OBP: 0.360, SLG: 0.467 (1, 3)		0-1 2 1B 47 1B 1B	0-0 F8		2-1 HR		1-2 G1-3			4	2	2	1	0	0	1
2 Aaron Hill, R OBP: 0.355, SLG: 0.433 Eric Hinske, L OBP: 0.329, SLG: 0.414 (1, 10) (8, PH) (9, 10)		3-2 FC2-4 47 1B 1B		2-0 G5-3		1-1 15 1B 2B		2-2 G3-1		3	1	2	0	0	0	0
47 Corey Koskie, L OBP: 0.314, SLG: 0.402 (1, 5)		1-0 FC2-4 1B		3-2 G3		2-0 F9 15 1B HBP		2-1 G3		3	0	1	1	0	0	0
15 Alex Rios, R OBP: 0.333, SLG: 0.427 (1, 9)		1-3 K		0-0 1B		1-0 S 1B		2-0 G5-3		4	0	2	1	0	1	2
Orlando Hudson, S OBP: 0.311, SLG: 0.413 (1, 4)		2-1 FC2-4 FC6-4		0-0 F8		2-1 F9		1-2 HR		4	1	1	1	0	0	5
Ken Huckaby, R OBP: 0.217, SLG: 0.192 (1, 2)		0-0 FC6-4		0-1 G6-3		2-3 K				3	0	0	0	0	1	3

BOTTOM

**Detroit Tigers @ Toronto Blue Jays**  
Rogers Centre, Toronto, ON  
Wed Aug 10 2005, 7:07 PM EDT  
Att: 24,624 - Roof Closed - 68 F

livebaseballscorecards.com

AB	33
R	4
H	9
RBI	4
BB	1
SO	4
LOB	13



Inning Stats	R: 0	H: 0	E: 0	K: 1	S: 11	H: 0	LOB: 0	BB: 0	P: 18	R: 1	H: 3	E: 0	K: 1	S: 12	H: 1	LOB: 1	BB: 0	P: 19	R: 0	H: 1	E: 0	K: 0	S: 9	H: 1	LOB: 1	BB: 0	P: 11	R: 0	H: 0	E: 0	K: 0	S: 5	H: 3	LOB: 1	BB: 0	P: 20	R: 0	H: 0	E: 0	K: 1	S: 8	H: 0	LOB: 0	BB: 0	P: 14	R: 0	H: 0	E: 0	K: 0	S: 14	H: 1	LOB: 0	BB: 0	P: 8	1B: 5	SF: 0	2B: 2	SAC: 0	3B: 0	DP: 0	HR: 2	HBP: 1	WP: 0	PA: 35
--------------	------	------	------	------	-------	------	--------	-------	-------	------	------	------	------	-------	------	--------	-------	-------	------	------	------	------	------	------	--------	-------	-------	------	------	------	------	------	------	--------	-------	-------	------	------	------	------	------	------	--------	-------	-------	------	------	------	------	-------	------	--------	-------	------	-------	-------	-------	--------	-------	-------	-------	--------	-------	--------

PITCHER	IP	WLS	BF	H	R	ER	SO	BB	IBB	HBP	BLK	WP	HR	S	P	ERA	WHIP
29 Nate Robertson, L ERA: 4.1 (1, 1)	7.0		30	8	3	3	4	1	0	1	0	0	1	61	105	3.86	1.286
Franklyn German, R ERA: 2.66 (8, 1)	1.0		3	0	0	0	0	0	0	0	0	0	0	14	19	0.00	0.000
Craig Dingman, R ERA: 2.25 (9, 1)	0.1	L	2	1	1	1	0	0	0	0	0	0	1	5	8	27.00	3.000

Batter	1	2	3	4	5	6	7	8	9	AB R H RBI BB SO LOB	TOP											
14 Placido Polanco, R (1, 4) OBP: 0.391, SLG: 0.432	2-3 K		2-0 G5-4-3			1-1 L5		1-0 P4		4 0 0 0 0 1 3												
20 Omar Infante, R (1, 6) OBP: 0.270, SLG: 0.392	1-3 K			0-0 F8			3-2 P4		1-3 K	4 0 0 0 0 2 0												
Dmitri Young, S (1, 3) (8, 9)	3-2 G6-3			1-3 K			0-0 G4-3		2-1 L5	4 0 0 0 0 1 0												
30 Magglio Ordonez, R (1, 10) OBP: 0.355, SLG: 0.480		1-0 G5-3		1-0 G4-3			3-2 F8		0-0 F8	4 0 0 0 0 0 0												
Rondell White, R (1, 7) OBP: 0.347, SLG: 0.481		4-2 HBP			2-3 K			3-2 HR		2 1 1 1 0 1 0												
Craig Monroe, R (1, 9) (8, 8)		2-1 F8			1-2 G6-3			0-0 F9		3 0 0 0 0 0 1												
15 Brandon Inge, R (1, 5) OBP: 0.346, SLG: 0.411		3-2 G5-3			1-0 G5-3			0-2 F7		3 0 0 0 0 0 1												
13 Vance Wilson, R (1, 2) OBP: 0.253, SLG: 0.198			1-0 FC6-4 1B			0-2 G6-3		2-2 31 BB HBP		2 0 1 0 0 0 0												
Nook Logan, S (1, 8) OBP: 0.316, SLG: 0.351			0-0 FC6-4			2-2 F9		4-2 BB		2 0 0 0 0 0 1												
31 Chris Shelton, R (8, PH) (8, 3)			1-2 G5-4-3							0 0 0 0 1 0 0												
<b>Inning Stats</b>	R: 0 E: 0 K: 2 S: 11	H: 0 LOB: 0 BB: 0 P: 17	R: 0 E: 0 K: 0 S: 8	H: 0 LOB: 1 BB: 0 P: 18	R: 0 E: 0 K: 0 S: 3	H: 1 LOB: 0 BB: 0 P: 6	R: 0 E: 0 K: 1 S: 5	H: 0 LOB: 0 BB: 0 P: 7	R: 0 E: 0 K: 1 S: 7	H: 0 LOB: 0 BB: 0 P: 11	R: 0 E: 0 K: 0 S: 8	H: 0 LOB: 0 BB: 0 P: 11	R: 0 E: 0 K: 0 S: 7	H: 0 LOB: 0 BB: 0 P: 13	R: 1 E: 0 K: 0 S: 16	H: 1 LOB: 2 BB: 1 P: 26	R: 0 E: 0 K: 1 S: 6	H: 0 LOB: 0 BB: 0 P: 9	1B: 1 2B: 0 3B: 0 HR: 1	SF: 0 SAC: 0 DP: 1 HBP: 2	WP: 0 PB: 0 SB: 0 CS: 0	PA: 31
<b>PITCHER</b>	IP WLS BF H R ER SO BB IBB HBP BLK WP HR S P ERA WHIP																					
37 Scott Downs, L (1, 1) ERA: 5.02	7.0 W 23 2 1 1 4 0 0 1 0 0 1 52 89 1.29 0.286																					
54 Jason Frasor, R (8, 1) ERA: 4.21	0.2 H 4 0 0 0 0 1 0 1 0 0 0 12 18 0.00 1.500																					
Miguel Batista, R (8, 1) ERA: 2.84	1.1 S 4 0 0 0 1 0 0 0 0 0 0 7 11 0.00 0.000																					

Detroit Tigers @ Toronto Blue Jays  
Rogers Centre, Toronto, ON  
Thu Aug 11 2005, 12:37 PM EDT  
Att. 30,578 - Sunny - 77 F

livebaseballscorecards.com

AB	28
R	1
H	2
RBI	1
BB	1
SO	5
LOB	6



Batter	1	2	3	4	5	6	7	8	9	AB R H RBI BB SO LOB
8 Russ Adams, L (1, 6) OBP: 0.349, SLG: 0.442	4-1 HR BB		2-2 P2		1-1 G5-3			1-1 2B		3 1 1 0 1 0 0
Frank Catalanotto, L (1, 7) OBP: 0.359, SLG: 0.434 10 Vernon Wells, R (8, 8) OBP: 0.331, SLG: 0.506	2-2 1-H HR		2-2 F8			3-3 K		1-2 G5-3		3 1 1 2 0 1 0 1 0 0 0 0 0 1
Shea Hillenbrand, R (1, 5)	0-0 G6-3		0-1 E5 1B			1-0 F8		1-2 L4		4 0 1 0 0 0 1
47 Corey Koskie, L (1, 10) OBP: 0.310, SLG: 0.396	1-3 K		0-1 L6			2-3 K				3 0 0 0 0 2 1
9 Gregg Zaun, S (1, 2) OBP: 0.370, SLG: 0.389	4-1 15 FC5-4 BB			2-1 G6-3			2-2 P5			2 0 0 0 1 0 0
15 Alex Rios, R (1, 9) OBP: 0.333, SLG: 0.429	0-1 FC5-4			0-3 K			0-1 2B			3 0 1 0 0 1 1
Eric Hinske, L (1, 3)		2-3 K		4-1 3 CS BB			0-2 G4-3			2 0 0 0 1 1 1
3 Reed Johnson, R (1, 8) OBP: 0.340, SLG: 0.447 (8, 7)		0-3 K		2-1 CS 1-2	1-1 G5-3		0-3 K			3 0 0 0 0 2 1
Orlando Hudson, S (1, 4) OBP: 0.308, SLG: 0.410		1-3 K			0-0 G4-3			0-0 G3		3 0 0 0 0 1 0

Inning Stats	R: 2 E: 0 K: 1 S: 14	H: 1 LOB: 1 BB: 2 P: 25	R: 0 E: 0 K: 3 S: 9	H: 0 LOB: 0 BB: 0 P: 12	R: 0 E: 1 K: 0 S: 10	H: 1 LOB: 1 BB: 0 P: 14	R: 0 E: 0 K: 1 S: 7	H: 0 LOB: 0 BB: 1 P: 15	R: 0 E: 0 K: 0 S: 5	H: 0 LOB: 0 BB: 0 P: 7	R: 0 E: 0 K: 2 S: 8	H: 0 LOB: 0 BB: 0 P: 14	R: 0 E: 0 K: 1 S: 15	H: 1 LOB: 1 BB: 0 P: 17	R: 0 E: 0 K: 0 S: 10	H: 1 LOB: 1 BB: 0 P: 13
--------------	-------------------------------	----------------------------------	------------------------------	----------------------------------	-------------------------------	----------------------------------	------------------------------	----------------------------------	------------------------------	---------------------------------	------------------------------	----------------------------------	-------------------------------	----------------------------------	-------------------------------	----------------------------------

PITCHER	IP	WLS	BF	H	R	ER	SO	BB	IBB	HBP	BLK	WP	HR	S	P	ERA	WHIP
38 Jeremy Bolderman, R (1, 1) ERA: 3.96	8.0	L	30	4	2	2	8	3	0	0	0	0	1	78	117	2.25	0.875


**BOTTOM**

**Detroit Tigers @ Toronto Blue Jays**  
Rogers Centre, Toronto, ON

Thu Aug 11 2005, 12:37 PM EDT  
Att. 30,578 - Sunny - 77 F

livebaseballscorecards.com

AB	27
R	2
H	4
RBI	2
BB	3
SO	8
LOB	6



WP: 0	PA: 31
PB: 0	SB: 0
CS: 1	

Batter	1	2	3	4	5	6	7	8	9	AB R H RBI BB SO LOB	TOP											
8 Russ Adams, L (1, 6) OBP: 0.346, SLG: 0.435	1-1 G6-3	4-2 BB		1-0 F7		1-1 G5-3	3-1 P5		0-0 G3	5 0 0 0 1 0 2												
Frank Catalanotto, L (1, 7) OBP: 0.355, SLG: 0.428	0-2 F7	4-0 BB		1-3 K		1-2 G4-3	2-2 P2			4 0 0 0 1 1 2												
10 Vernon Wells, R (1, 8) OBP: 0.329, SLG: 0.501	2-1 E5	1-0 L6		2-3 K		4-2 47 BB 9 2B	0-1 FC6-4			4 2 0 0 1 1 4												
Shea Hillenbrand, R (1, 3) OBP: 0.362, SLG: 0.474	0-0 47 2B 9 HR	1-0 F8		0-0 FC4-6		2-0 9 2B 47 BB		1-0 HR		5 3 3 2 0 0 3												
47 Corey Koskie, L (1, 5) OBP: 0.316, SLG: 0.417	0-1 9 HR	3-2 G6-3			1-0 HR	4-2 9 2B 15 HR		0-0 G3		4 3 2 2 1 0 2												
9 Gregg Zaun, S (1, 2) OBP: 0.374, SLG: 0.404	1-0 HR		4-1 15 G4-1 G5-3		0-0 F9	2-2 15 HR		1-2 G4-3		4 2 2 5 1 0 0												
15 Alex Rios, R (1, 9) OBP: 0.334, SLG: 0.437	0-0 S		1-1 G5-3		1-2 G6-3	0-2 HR		0-0 L7		5 1 2 3 0 0 1												
Eric Hinske, L (1, 10) OBP: 0.330, SLG: 0.410	3-0 HBP		2-1 G4-1		1-2 F7	2-0 L8		1-1 G6-4-3		4 0 1 0 0 0 1												
Orlando Hudson, S (1, 4) OBP: 0.309, SLG: 0.413	0-2 G6-3		1-3 K			0-0 G4-3	0-0 10 FC6-4		1-1 G6-4-3	5 1 2 0 0 1 4												
<b>Inning Stats</b>	R: 4 E: 1 K: 0 S: 16	H: 4 LOB: 2 BB: 0 P: 23	R: 0 E: 0 K: 0 S: 8	H: 0 LOB: 2 BB: 2 P: 21	R: 0 E: 0 K: 1 S: 8	H: 0 LOB: 1 BB: 1 P: 16	R: 0 E: 0 K: 2 S: 8	H: 0 LOB: 1 BB: 0 P: 12	R: 1 E: 0 K: 0 S: 8	H: 1 LOB: 0 BB: 0 P: 11	R: 6 E: 0 K: 0 S: 21	H: 4 LOB: 0 BB: 2 P: 37	R: 0 E: 0 K: 0 S: 10	H: 1 LOB: 1 BB: 0 P: 15	R: 1 E: 0 K: 0 S: 6	H: 1 LOB: 0 BB: 0 P: 8	R: 0 E: 0 K: 0 S: 5	H: 1 LOB: 0 BB: 0 P: 7	1B: 5 2B: 3 3B: 0 HR: 4	SF: 0 SAC: 0 DP: 1 HBP: 1	WP: 1 PB: 0 SB: 1 CS: 0	PA: 46
<b>PITCHER</b>	IP WLS BF H R ER SO BB IBB HBP BLK WP HR S P ERA WHIP																					
40 Daniel Cabrera, R (1, 1) ERA: 5.0	4.0 L 23 5 5 1 3 3 0 1 0 1 2 41 74 2.25 2.000																					
Eric DuBose, L (5, 1) ERA: 27.0	1.2 10 3 5 5 0 2 0 0 0 0 0 24 40 27.00 3.000																					
Aaron Rakers, R (6, 1) ERA: 6.75	1.1 6 2 1 1 0 0 0 0 0 0 0 1 14 21 6.75 1.500																					
Steve Kline, L (8, 1) ERA: 5.12	1.0 4 1 1 1 0 0 0 0 0 0 0 1 6 8 9.00 1.000																					
Jason Grimsley, R (9, 1) ERA: 5.93	1.0 3 1 0 0 0 0 0 0 0 0 0 0 5 7 0.00 1.000																					

Toronto Blue Jays @ Baltimore Orioles  
 Oriole Park at Camden Yards, Baltimore, MD

AB	40
R	12
H	12
RBI	12
BB	5
SO	3
LOB	19



Fri Aug 12 2005, 7:35 PM EDT  
 Att: 29,069 - Partly Cloudy - 94 F

livebaseballscorecards.com

Batter	1	2	3	4	5	6	7	8	9	AB	R	H	RBI	BB	SO	LOB
1 Brian Roberts, S OBP: 0.390, SLG: 0.530 (1, 4)	3-1 L7 ①		0-1 1B 1-2 ②			1-1 G4-3 ②		1-1 F8 ③		4	0	1	0	0	0	1
Eric Byrnes, R OBP: 0.322, SLG: 0.432 (1, 7)	1-0 P3 ②		0-0 F9 ③			1-2 F9 ③			1-0 G6-3 ①	4	0	0	0	0	0	2
6 Melvin Mora, R OBP: 0.350, SLG: 0.459 (1, 5)	0-0 F7 ③				1-1 G6-3 ①			0-0 G3-1 ②	4	0	1	0	0	0	0	0
10 Miguel Tejada, R OBP: 0.385, SLG: 0.564 Chris Gomez, R OBP: 0.360, SLG: 0.361 (1, 6) (8, 6)			2-0 G5-4-3 1B ①		0-1 G4-3 ②			2-2 G5-4-3 1-2f ① ②	3 0 1 0 0 0 1 1 0 1 0 0 0 0							
Javy Lopez, R OBP: 0.316, SLG: 0.481 (1, 10)			0-1 L7 ①		0-2 F7 ③			0-1 1B	4 0 2 0 0 0 1							
Sammy Sosa, R OBP: 0.309, SLG: 0.399 Alejandro Freire, R OBP: 0.308, SLG: 0.385 (1, 9) (8, 3)			1-2 G5-4-3 1-2f ② ③			1-1 L5 ①		0-2 G6-3 ③	3 0 0 0 0 0 2 1 0 1 0 0 0 0							
31 Jay Gibbons, L OBP: 0.298, SLG: 0.503 (1, 3) (8, 9)			1-2 P5 ①			0-0 F7 ②		1-1 G4-3 1B	3 0 1 0 0 0 0							
David Newhan, L OBP: 0.280, SLG: 0.333 (1, 8)			3-3 K ②			1-1 G1-3 ③		1-0 G4-3 ①	3 0 0 0 0 1 1							
Sal Fasano, R OBP: 0.315, SLG: 0.467 (1, 2)			0-1 1B ①					2-3 K ②	3 0 1 0 0 1 1							

Inning Stats	R: 0	H: 0	R: 0	H: 1	R: 0	H: 2	R: 0	H: 0	R: 0	H: 2	R: 0	H: 1	R: 0	H: 3	1B: 9	SF: 0
	E: 0	LOB: 0	E: 0	LOB: 0	E: 0	LOB: 2	E: 0	LOB: 0	E: 0	LOB: 1	E: 0	LOB: 1	E: 0	LOB: 2	2B: 0	SAC: 0
	K: 0	BB: 0	K: 0	BB: 0	K: 1	BB: 0	K: 0	BB: 0	K: 0	BB: 0	K: 1	BB: 0	K: 0	BB: 0	3B: 0	DP: 2
	S: 4	P: 8	S: 8	P: 11	S: 11	P: 15	S: 7	P: 8	S: 5	P: 7	S: 9	P: 12	S: 9	P: 13	HR: 0	HBP: 0

PITCHER	IP	WLS	BF	H	R	ER	SO	BB	IBB	HBP	BLK	WP	HR	S	P	ERA	WHIP
Josh Towers, R ERA: 4.25 (1, 1)	9.0	W	33	9	0	0	2	0	0	0	0	0	0	70	98	0.00	1.000

**BOTTOM**

**Toronto Blue Jays @ Baltimore Orioles**  
**Oriole Park at Camden Yards, Baltimore, MD**  
 Fri Aug 12 2005, 7:35 PM EDT  
 Att. 29,069 - Partly Cloudy - 94 F

AB	33
R	0
H	9
RBI	0
BB	0
SO	2
LOB	9



WP	PA	ERA	WHIP
0	33		

livebaseballscores.com

Batter	1	2	3	4	5	6	7	8	9	AB R H RBI BB SO LOB	TOP		
8 Russ Adams, L (1, 6) OBP: 0.345, SLG: 0.433	2-2 G3		1-0 P2		1-1 L7			1-0 1B		4 0 1 0 0 0 3			
Frank Catalanotto, L (1, 7) OBP: 0.354, SLG: 0.426	2-1 G6-3			0-0 G4-3		1-2 G6-3		3-2 1B		4 0 1 0 0 0 0			
Shea Hillenbrand, R (1, 10) OBP: 0.359, SLG: 0.469	3-1 G6-3			2-2 F8		3-0 F7		1-0 G5-4-3		4 0 0 0 0 0 2			
47 Corey Koskie, L (1, 5) OBP: 0.319, SLG: 0.413		4-0 15 G6-4-3 BB		4-1 9 BB		1-2 G1-3			1-3 K	2 0 0 0 2 1 0			
9 Gregg Zaun, S (1, 2) OBP: 0.372, SLG: 0.400		2-3 K		2-3 K			4-0 15 1B BB		2-2 G5-3	3 0 0 0 1 2 2			
15 Alex Rios, R (1, 9) OBP: 0.333, SLG: 0.435		0-1 G6-4-3			3-2 F9		1-2 3 G6-3 1B		1-3 K	4 0 1 0 0 1 1			
Eric Hinske, L (1, 3) OBP: 0.330, SLG: 0.409			3-3 K		0-1 3 BB 1B		0-0 B5			3 0 1 0 0 1 2			
3 Reed Johnson, R (1, 8) OBP: 0.343, SLG: 0.447			1-2 G1-3 S 1B		4-2 SAFE SAFE BB BB BB		1-0 G6-3			2 0 1 0 1 0 2			
Orlando Hudson, S (1, 4) OBP: 0.307, SLG: 0.409		2-2 SAFE SAFE SAFE G1-3		2-2 F7			2-1 G4-3			3 0 0 0 0 0 3			
<b>Inning Stats</b>	R: 0 E: 0 K: 0 S: 7 H: 0 LOB: 0 BB: 0 P: 14	R: 0 E: 0 K: 1 S: 6 H: 0 LOB: 0 BB: 1 P: 12	R: 0 E: 0 K: 1 S: 11 H: 1 LOB: 1 BB: 0 P: 18	R: 0 E: 0 K: 1 S: 9 H: 0 LOB: 1 BB: 1 P: 17	R: 0 E: 0 K: 0 S: 18 H: 1 LOB: 2 BB: 1 P: 28	R: 0 E: 0 K: 0 S: 7 H: 0 LOB: 0 BB: 0 P: 12	R: 0 E: 0 K: 0 S: 3 H: 1 LOB: 1 BB: 1 P: 8	R: 0 E: 0 K: 0 S: 7 H: 2 LOB: 1 BB: 0 P: 14	R: 0 E: 0 K: 2 S: 11 H: 0 LOB: 0 BB: 0 P: 15	1B: 5 2B: 0 3B: 0 HR: 0 SF: 0 SAC: 0 DP: 3 HBP: 0	WP: 0 PB: 0 SB: 2 CS: 0 PA: 33		
<b>PITCHER</b>	IP WLS BF H R ER SO BB IBB HBP BLK WP HR S P ERA WHIP											<b>PITCHER</b>	IP WLS BF H R ER SO BB IBB HBP BLK WP HR S P ERA WHIP
John Maine, R (1, 1) ERA: 2.87	5.0 W 19 2 0 0 3 3 0 0 0 0 0 0 51 89 0.00 1.000												
Tim Byrdak, L (6, 1) ERA: 2.87	1.1 H 6 1 0 0 0 1 0 0 0 0 0 0 9 18 0.00 1.500												
Todd Williams, R (7, 1) ERA: 3.32	1.2 H 5 2 0 0 0 0 0 0 0 0 0 0 8 16 0.00 1.200												
B.J. Ryan, L (9, 1) ERA: 2.81	1.0 S 3 0 0 0 2 0 0 0 0 0 0 0 11 15 0.00 0.000												

Toronto Blue Jays @ Baltimore Orioles  
 Oriole Park at Camden Yards, Baltimore, MD

AB	29
R	0
H	5
RBI	0
BB	4
SO	5
LOB	15



Sat Aug 13 2005, 4:35 PM EDT  
 Att. 29,445 - Sunny - 100 F

livebaseballscorecards.com



Batter	1	2	3	4	5	6	7	8	9
1 Brian Roberts, S OBP: 0.389, SLG: 0.530 (1, 4)	1-0 G6-3		1-1 G3-1 10 1B 2B		0-0 G4-3			0-2 G1-3	
David Newhan, L OBP: 0.273, SLG: 0.325 (1, 7) (9, 9)	1-1 G3-1		0-0 G3-1 2-3		0-2 G3			1-3 K	
6 Melvin Mora, R OBP: 0.349, SLG: 0.456 (1, 5)	1-2 HBP		0-1 G1-3			1-1 G4-3		0-0 G6-3	
10 Miguel Tejada, R OBP: 0.365, SLG: 0.563 (1, 6)	0-2 F8		0-2 1B			3-3 K			
Javy Lopez, R OBP: 0.316, SLG: 0.477 (1, 2)		0-1 G6-3	3-2 P4			1-1 HBP			
Sammy Sosa, R OBP: 0.306, SLG: 0.396 (1, 10)		0-1 G6-3		0-3 K		0-2 F7			
31 Jay Gibbons, L OBP: 0.299, SLG: 0.501 Eric Byrnes, R OBP: 0.322, SLG: 0.432 (1, 9) (9, 7)		1-1 1B 1B		2-2 P6			1-1 L9		
Luis Matos, R OBP: 0.347, SLG: 0.385 (1, 8)		2-2 1B		2-1 G6-3			1-1 L6		
Chris Gomez, R OBP: 0.353, SLG: 0.353 (1, 3)		0-1 G4-3			1-2 L4		1-0 F7		

Inning Stats	R: 0	H: 0	E: 0	K: 0	S: 8	R: 0	H: 2	E: 0	K: 0	S: 11	R: 1	H: 2	E: 0	K: 0	S: 11	R: 0	H: 0	E: 0	K: 1	S: 10	R: 0	H: 0	E: 0	K: 0	S: 7	R: 0	H: 0	E: 0	K: 1	S: 11	R: 0	H: 0	E: 0	K: 0	S: 5	R: 0	H: 0	E: 0	K: 1	S: 8	R: 0	H: 0	E: 0	K: 1	S: 9
	LOB: 1	BB: 0	P: 11	LOB: 2	BB: 0	P: 14	LOB: 1	BB: 0	P: 15	LOB: 0	BB: 0	P: 14	LOB: 0	BB: 0	P: 8	LOB: 1	BB: 0	P: 16	LOB: 0	BB: 0	LOB: 0	BB: 0	P: 8	LOB: 0	BB: 0	LOB: 0	BB: 0	P: 9																	

PITCHER	IP	WLS	BF	H	R	ER	SO	BB	IBB	HBP	BLK	WP	HR	S	P	ERA	WHIP
Dave Bush, R ERA: 4.59 (1, 1)	8.0	L	30	4	1	1	3	0	0	2	0	0	0	71	95	1.12	0.500

AB R H RBI BB SO LOB

4	1	1	0	0	0	0
4	0	0	0	0	1	1
3	0	0	0	0	0	1
3	0	1	1	0	1	1
2	0	0	0	0	0	1
3	0	0	0	0	1	1
3	0	1	0	0	0	0
0	0	0	0	0	0	0
3	0	1	0	0	0	0
3	0	0	0	0	0	2

WP	HR	S	P	ERA	WHIP
0	0	0	0	0	0

**Toronto Blue Jays @ Baltimore Orioles**  
**Oriole Park at Camden Yards, Baltimore, MD**  
 Sat Aug 13 2005, 4:35 PM EDT  
 Att. 29,445 - Sunny - 100 F

livebaseballscorecards.com

AB	28
R	1
H	4
RBI	1
BB	0
SO	3
LOB	7



WP	PA
0	30



BOTTOM

Toronto Blue Jays @ Baltimore Orioles  
Oriole Park at Camden Yards, Baltimore, MD

Sun Aug 14 2005, 1:35 PM EDT  
Att. 30,954 - Sunny - 95 F

livebaseballscorecards.com

AB	33
R	6
H	11
RBI	6
BB	6
SO	1
LOB	24



WP	1	PA	42
PB	0		
SB	1		
CS	1		

AB R H RBI BB SO LOB


3	2	2	1	1	0	1
3	1	1	1	2	0	3
5	0	1	1	0	0	7
3	0	0	1	0	0	5
5	0	3	2	0	0	1
0	0	0	0	0	0	0
4	0	0	0	1	0	4
4	0	0	0	0	1	3
3	2	1	0	1	0	0
3	1	3	0	1	0	0

Batter	1	2	3	4	5	6	7	8	9
<b>1 Brian Roberts, S</b> OBP: 0.391, SLG: 0.533 (1, 4)	4-2 2B 10 G4-3 BB	0-1 SF7		3-1 BB 1-2 2-3 1B		1 SAFE 0-0 G4-3			2-1 6 G4-3 1B 2B
<b>Eric Byrnes, R</b> OBP: 0.326, SLG: 0.435 (1, 7)	0-0 10 G4-3 2B 2B	4-2 6 1-2 BB		4-2 1-2 2-3 BB		2-1 G6-3			2-0 G1-3
<b>6 Melvin Mora, R</b> OBP: 0.347, SLG: 0.453 (1, 5)	1-1 P3	3-2 G6-3		0-1 F4			2-2 10 G6-4-3 1B		1-2 G4-3
<b>10 Miguel Tejada, R</b> OBP: 0.365, SLG: 0.559 (1, 6)	0-1 G4-3		2-0 FC5-4 HBP	2-1 F8			1 SAFE 1 SAFE G6-4-3		2-1 1B HBP
<b>Javy Lopez, R</b> OBP: 0.322, SLG: 0.483 <b>David Newhan, L</b> OBP: 0.273, SLG: 0.325 (1, 2)	1-2 WP 2B		0-2 FC5-4 G3-6-3		1-2 F8 G3 1B		2-1 G6-3		1-0 1B
<b>Rafael Palmeiro, L</b> OBP: 0.352, SLG: 0.467 (1, 10)	4-2 2-3 BB		2-1 G3-6-3		2-2 G3			1-2 G4-3	1-1 F9
<b>Sammy Sosa, R</b> OBP: 0.303, SLG: 0.392 (1, 9)	2-3 K			1-0 F8		0-1 F8		0-0 F8	
<b>31 Jay Gibbons, L</b> OBP: 0.301, SLG: 0.503 (1, 3)		1-0 1B 1 SF7 2B		4-1 1B 1B BB		0-0 G4-3		2-2 P4	
<b>Luis Matos, R</b> OBP: 0.356, SLG: 0.392 (1, 8)		0-0 CS 1B		0-1 BB 1B		4-1 1 G4-3 BB			1-1 1 2B 6 G4-3 1B

Inning Stats	R: 2	H: 2	E: 0	K: 1	S: 19	R: 1	H: 2	E: 0	K: 0	S: 11	R: 0	H: 0	E: 0	K: 0	S: 5	R: 1	H: 2	E: 0	K: 0	S: 12	R: 0	H: 1	E: 0	K: 0	S: 8	R: 0	H: 0	E: 0	K: 0	S: 5	R: 0	H: 1	E: 0	K: 0	S: 8	R: 0	H: 0	E: 0	K: 0	S: 10	R: 2	H: 3	E: 0	K: 0	S: 13	1B: 7	2B: 4	3B: 0	HR: 0	SF: 1	SAC: 0	DP: 2	HBP: 2	WP: 1	PB: 0	SB: 1	CS: 1	PA: 42
--------------	------	------	------	------	-------	------	------	------	------	-------	------	------	------	------	------	------	------	------	------	-------	------	------	------	------	------	------	------	------	------	------	------	------	------	------	------	------	------	------	------	-------	------	------	------	------	-------	-------	-------	-------	-------	-------	--------	-------	--------	-------	-------	-------	-------	--------

PITCHER	IP	WLS	BF	H	R	ER	SO	BB	IBB	HBP	BLK	WP	HR	S	P	ERA	WHIP
<b>40 Dustin McGowan, R</b> ERA: 5.95	3.1		19	6	4	4	1	4	0	0	0	1	0	41	73	10.80	3.000
<b>Pete Walker, R</b> ERA: 2.63	4.1		6	1	0	0	0	1	0	0	0	0	0	14	23	0.00	1.200
<b>Scott Schoeneweis, L</b> ERA: 4.24	6.1		3	0	0	0	0	1	0	0	0	0	0	3	7	0.00	1.500
<b>54 Jason Frasor, R</b> ERA: 4.1	6.1	W	4	1	0	0	0	0	0	0	0	0	0	10	16	0.00	0.750
<b>Vinnie Chulk, R</b> ERA: 3.07	8.1	H	3	0	0	0	0	0	0	0	0	0	0	10	13	0.00	0.000

PITCHER	IP	WLS	BF	H	R	ER	SO	BB	IBB	HBP	BLK	WP	HR	S	P	ERA	WHIP
<b>Miguel Batista, R</b> ERA: 3.1	1.0	S	7	3	2	2	0	0	0	0	0	0	0	13	23	18.00	3.000
<b>Miguel Batista, R</b> ERA: 3.1	1.0	S	7	3	2	2	0	0	0	1	0	0	0	13	23	18.00	3.000

Batter	1	2	3	4	5	6	7	8	9	10	11	AB R H RBI BB SO LOB	TOP																			
8 Russ Adams, L OBP: 0.345, SLG: 0.431 (1, 6)	F8		G3-1		K		SH5-4		15 BB 1B		F7	5 0 1 0 0 1 2	<p>Toronto Blue Jays @ Los Angeles Angels Angel Stadium of Anaheim, Anaheim, CA</p> <p>Mon Aug 15 2005, 7:05 PM PDT Att. 38,936 - Clear - 69 F</p> <p>livebaseballscorecards.com</p> <table border="1"> <tr><td>AB</td><td>40</td></tr> <tr><td>R</td><td>4</td></tr> <tr><td>H</td><td>9</td></tr> <tr><td>RBI</td><td>4</td></tr> <tr><td>BB</td><td>4</td></tr> <tr><td>SO</td><td>4</td></tr> <tr><td>LOB</td><td>15</td></tr> </table> 	AB	40	R	4	H	9	RBI	4	BB	4	SO	4	LOB	15					
AB	40																															
R	4																															
H	9																															
RBI	4																															
BB	4																															
SO	4																															
LOB	15																															
Frank Catalanotto, L OBP: 0.355, SLG: 0.424 15 Alex Rios, R OBP: 0.330, SLG: 0.428 (1, 7) (8, 9)	F8		G4-3		F7		2B HBP		BB		K	3 0 0 0 0 0 1 1 0 0 0 1 1 1																				
10 Vernon Wells, R OBP: 0.329, SLG: 0.498 (1, 8)	1B				G5-3		G6-3		SF8		P6	4 0 1 1 0 0 3																				
Shea Hillenbrand, R OBP: 0.357, SLG: 0.468 (1, 3)	F8				47 G4-3 1B		L9		2-2 2-2 1-H 3-H 2B		P4	5 0 2 1 0 0 4																				
47 Corey Koskie, L OBP: 0.317, SLG: 0.406 (1, 5)			G3		G4-3		BB		G1-3		G5-3	4 0 0 0 1 0 1																				
9 Gregg Zaun, S OBP: 0.368, SLG: 0.394 (1, 2)			F7		G6-3		P2		K		L7	5 0 0 0 0 1 2																				
2 Aaron Hill, R OBP: 0.360, SLG: 0.429 (1, 10)			1B				F8		3 2B 1B BB		G3-1	4 1 1 0 1 0 0																				
3 Reed Johnson, R OBP: 0.342, SLG: 0.452 (1, 9) (8, 7)			P3		E5 2B		SH5-4 8 10 SF8 2B		K		G4-3	5 2 1 0 0 1 1																				
Orlando Hudson, S OBP: 0.316, SLG: 0.416 (1, 4)			G3				10 SF8 8 SH5-4 2B 1B		15 BB 8 1B BB		1B	4 1 3 2 1 0 0																				
<b>Inning Stats</b>	R: 0 E: 0 K: 8 S: 8	H: 1 LOB: 1 BB: 0 P: 13	R: 0 E: 0 K: 0 S: 13	H: 1 LOB: 1 BB: 0 P: 18	R: 0 E: 0 K: 0 S: 8	H: 0 LOB: 0 BB: 0 P: 10	R: 0 E: 0 K: 0 S: 11	H: 1 LOB: 1 BB: 0 P: 16	R: 1 E: 1 K: 1 S: 14	H: 1 LOB: 1 BB: 0 P: 21	R: 0 E: 0 K: 0 S: 7	H: 0 LOB: 1 BB: 1 P: 16	R: 3 E: 0 K: 0 S: 18	H: 3 LOB: 2 BB: 1 P: 29	R: 0 E: 0 K: 1 S: 9	H: 0 LOB: 0 BB: 0 P: 12	R: 0 E: 0 K: 1 S: 11	H: 1 LOB: 3 BB: 2 P: 20	R: 0 E: 0 K: 0 S: 9	H: 0 LOB: 0 BB: 0 P: 15	R: 0 E: 0 K: 1 S: 9	H: 1 LOB: 1 BB: 0 P: 12	1B: 6 2B: 3 3B: 0 HR: 0	SF: 1 SAC: 1 DP: 0 HBP: 1	WP: 0 PB: 0 SB: 0 CS: 0	PA: 47						
<b>PITCHER</b>	IP WLS BF H R ER SO BB IBB HBP BLK WP HR S P ERA WHIP															IP WLS BF H R ER SO BB IBB HBP BLK WP HR S P ERA WHIP																
54 Ervin Santana, R ERA: 4.62 (1, 1)	6.0		27	6	4	3	1	2	0	0	0	0	0	0	69	107	4.50	1.333														
Brendan Donnelly, R ERA: 3.86 (7, 1)	1.0	B	4	1	0	0	0	0	0	1	0	0	0	0	10	16	0.00	1.000														
Kevin Gregg, R ERA: 5.36 (8, 1)	1.0		3	0	0	0	1	0	0	0	0	0	0	0	9	12	0.00	0.000														
Francisco Rodríguez, R ERA: 2.54 (9, 1)	1.0		6	1	0	0	1	2	0	0	0	0	0	0	11	20	0.00	3.000														
62 Scot Shields, R ERA: 2.35 (10, 1)	2.0	W	7	1	0	0	1	0	0	0	0	0	0	0	18	27	0.00	0.500														

BOTTOM

Toronto Blue Jays @ Los Angeles Angels  
Angel Stadium of Anaheim, Anaheim, CA

Mon Aug 15 2005, 7:05 PM PDT  
Att. 38,936 - Clear - 69 F

livebaseballscorecards.com

AB	43
R	5
H	13
RBI	5
BB	4
SO	5
LOB	18


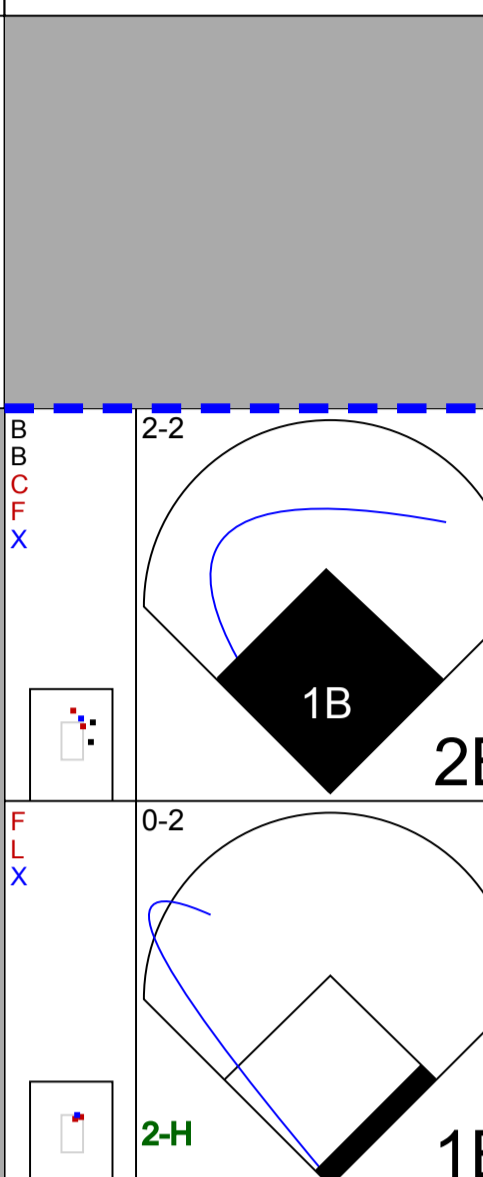


WP:	1	PA:	48
PB:	0		
SB:	1		
CS:	0		

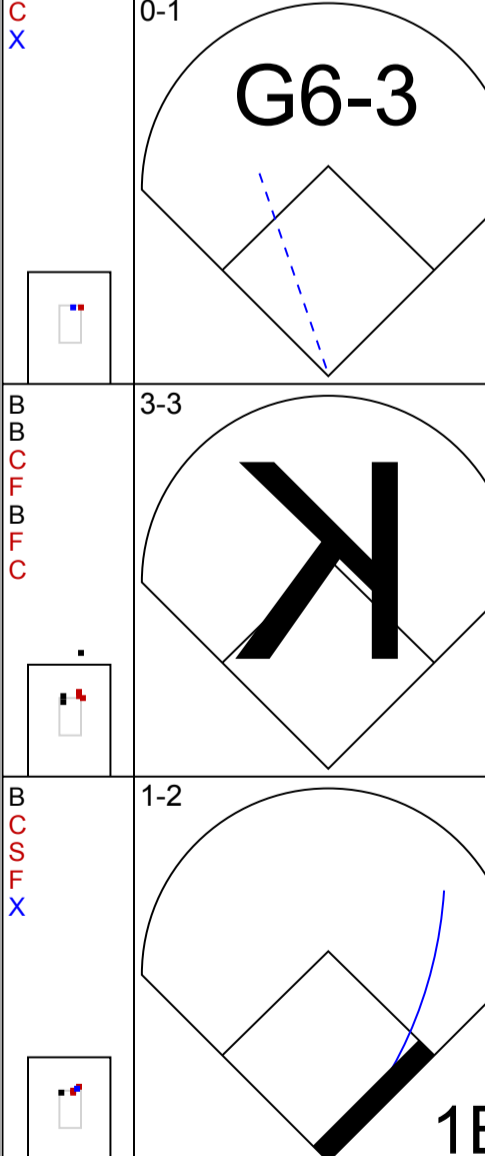

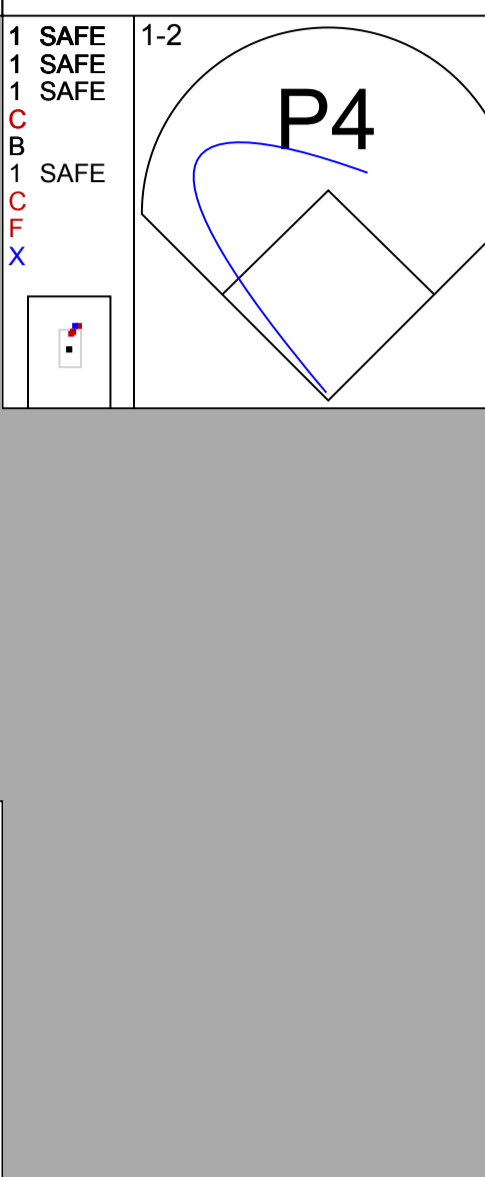
AB R H RBI BB SO LOB

6	0	1	2	0	0	3
6	1	1	0	0	0	2
6	0	2	1	0	0	0
3	1	2	0	2	0	0
4	0	1	0	0	1	4
1	0	0	0	0	0	1
4	1	1	1	1	0	3
2	0	0	0	0	2	2
1	0	0	0	0	0	0
1	0	0	0	0	0	0
4	1	1	0	1	2	1
5	1	4	1	0	0	2

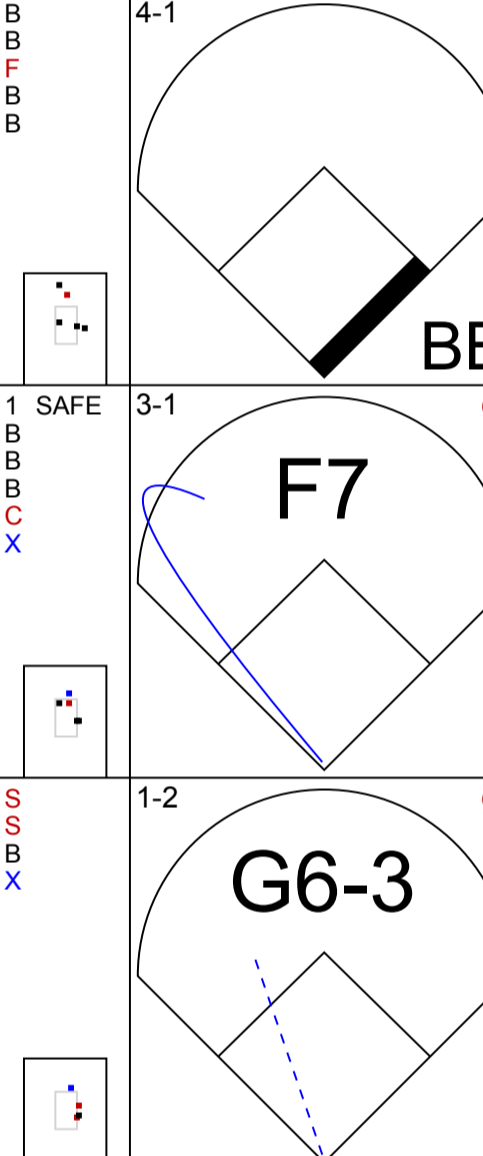

11



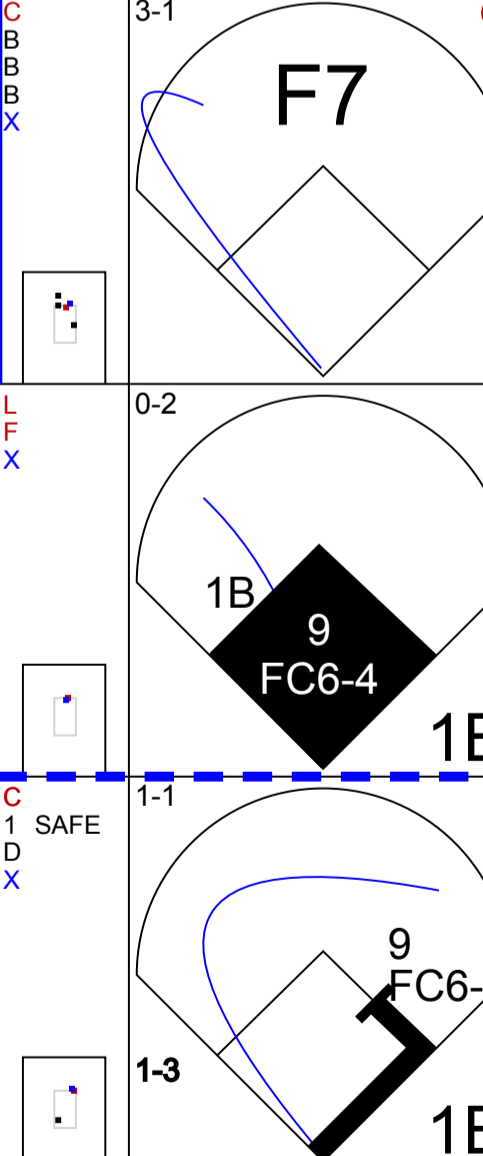
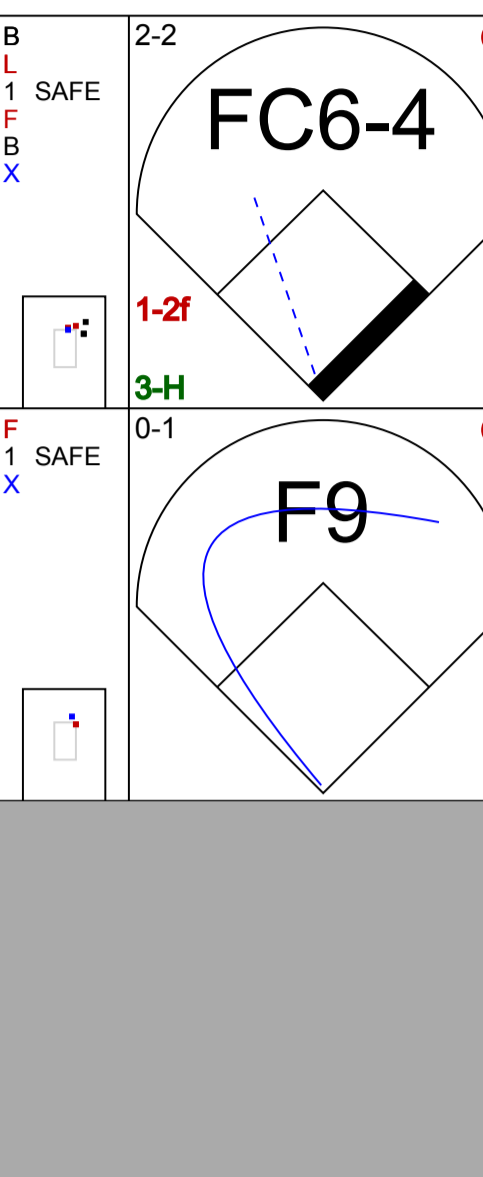
10



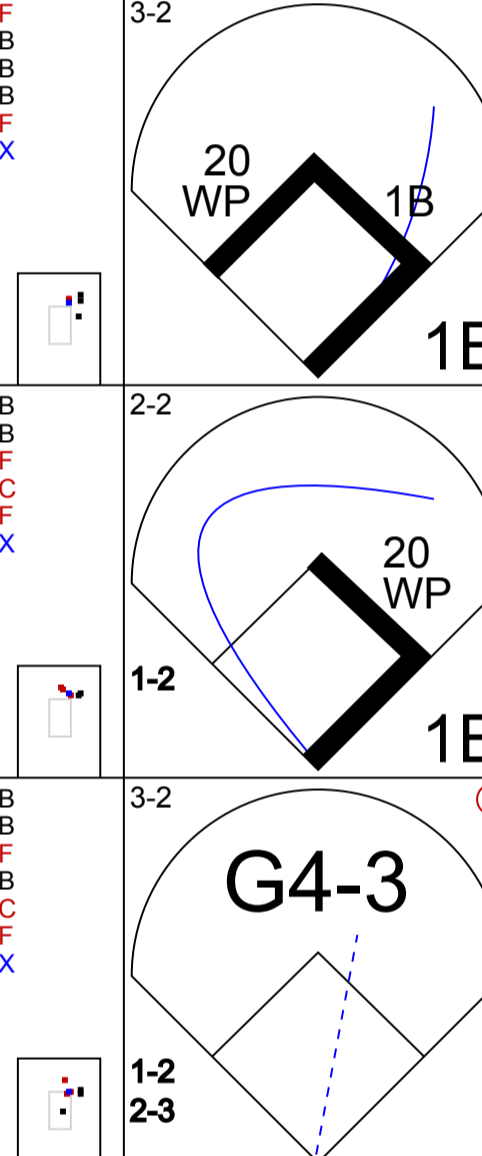
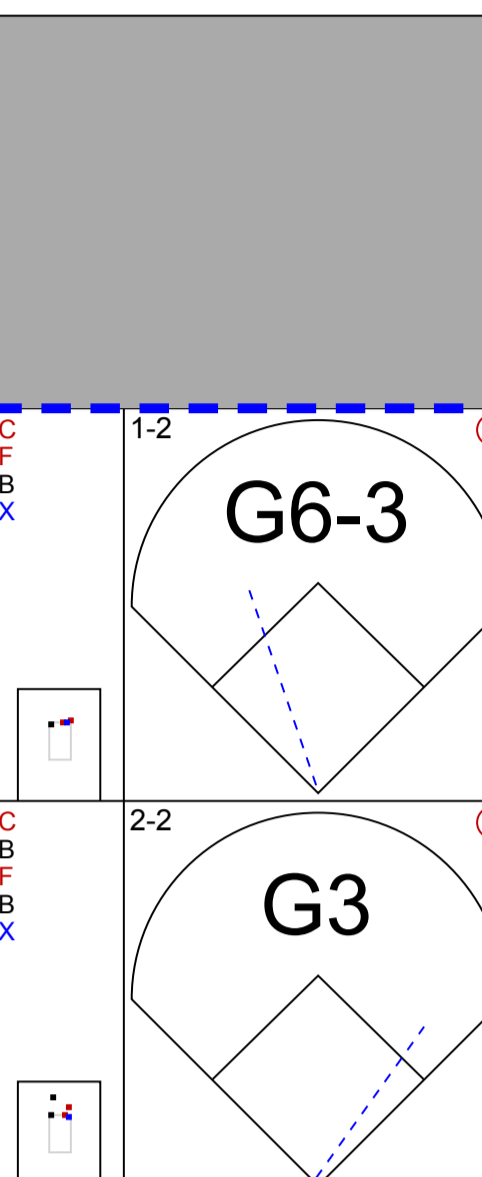
9



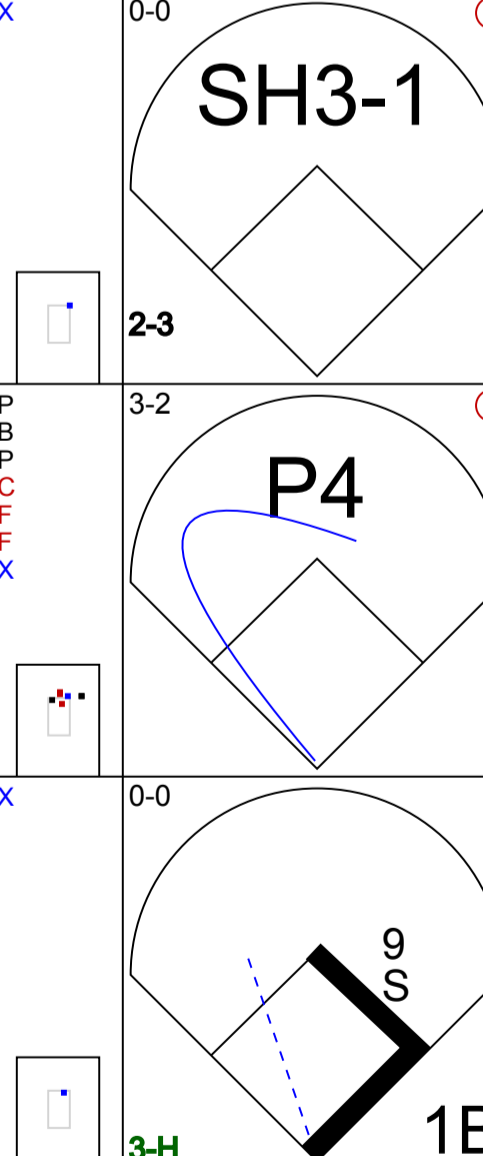

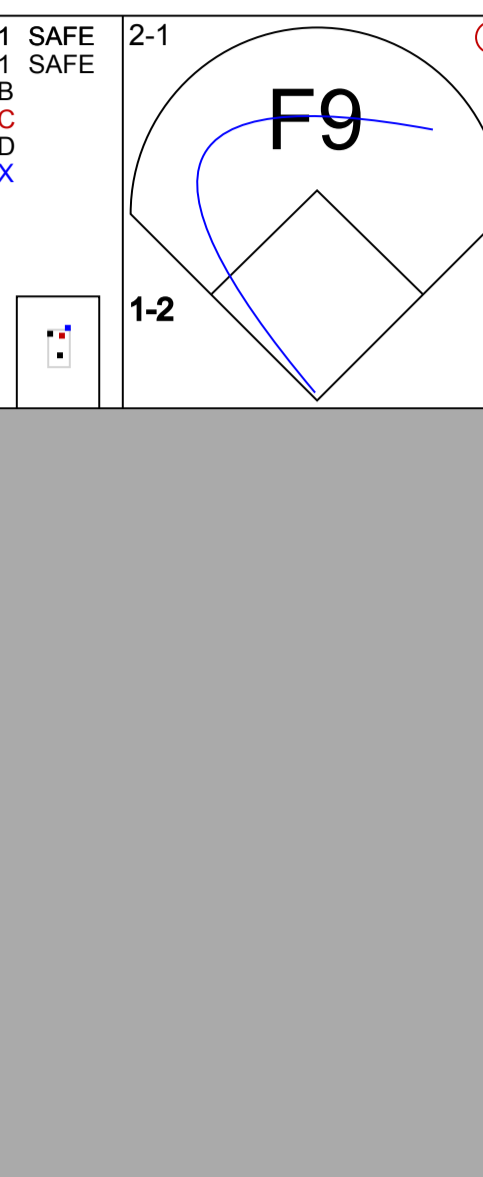
8



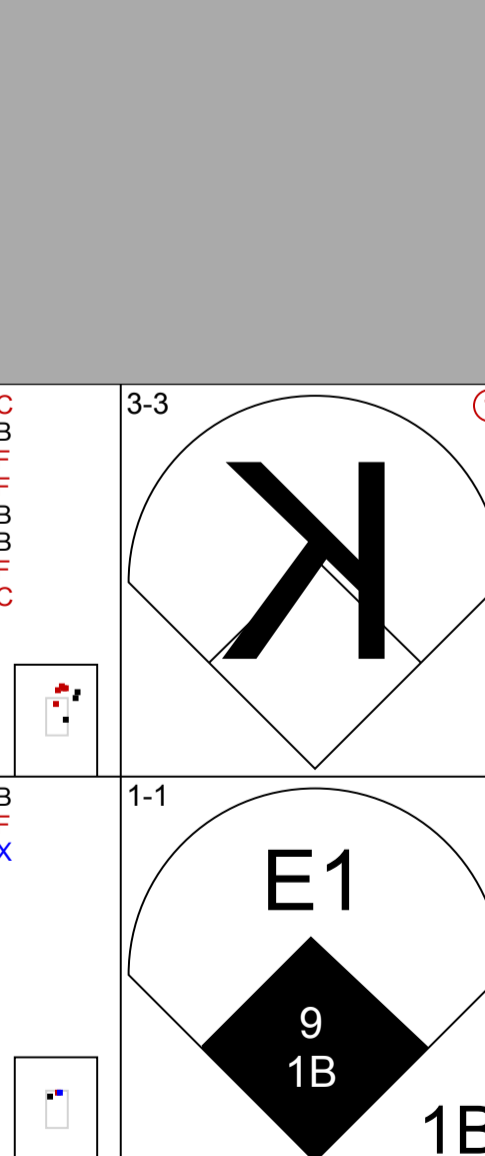
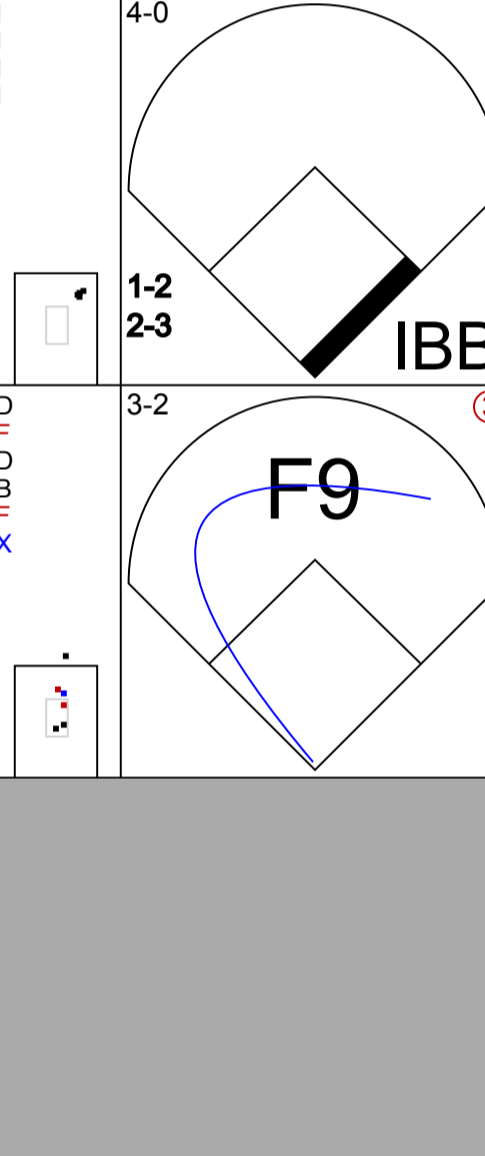
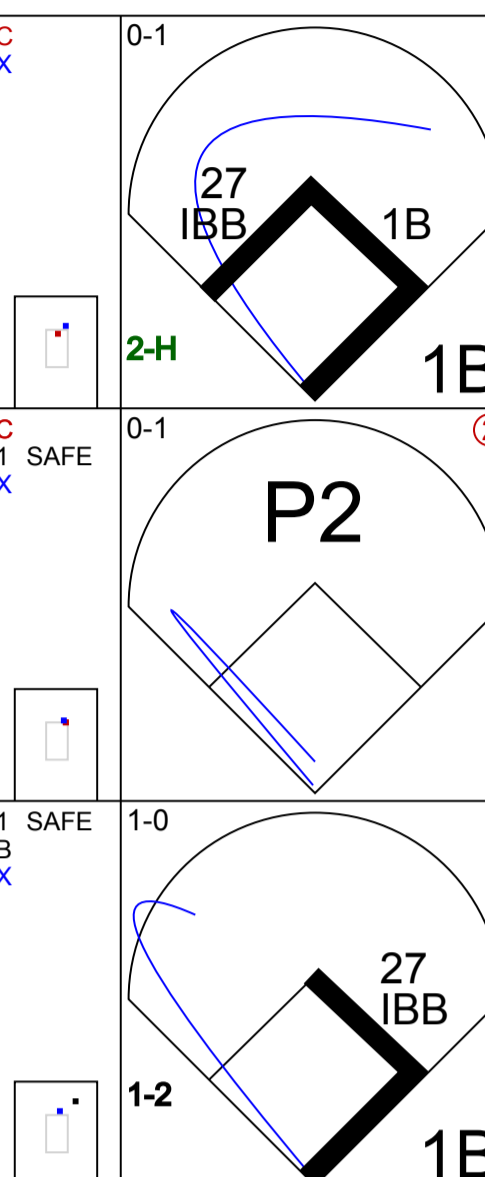
7



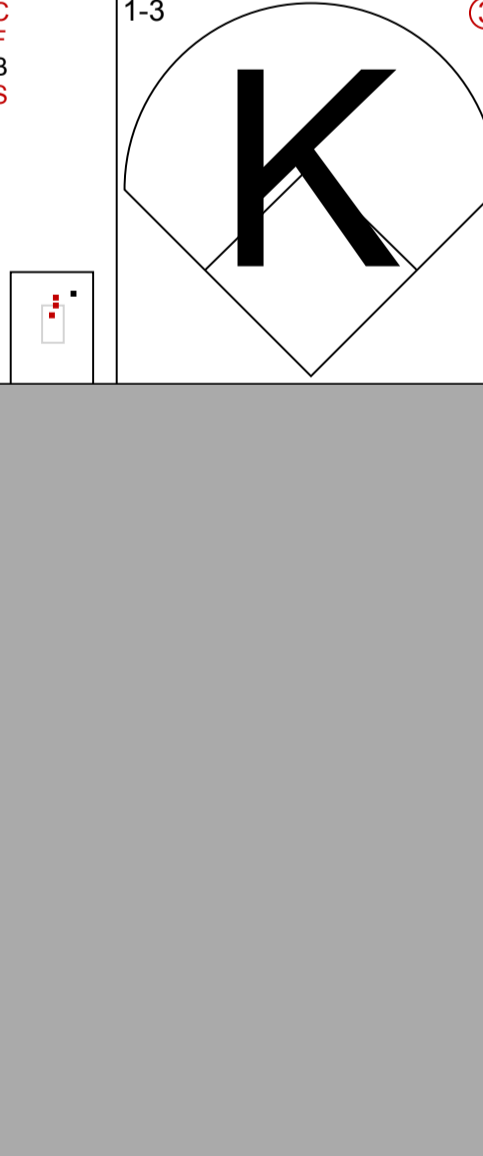
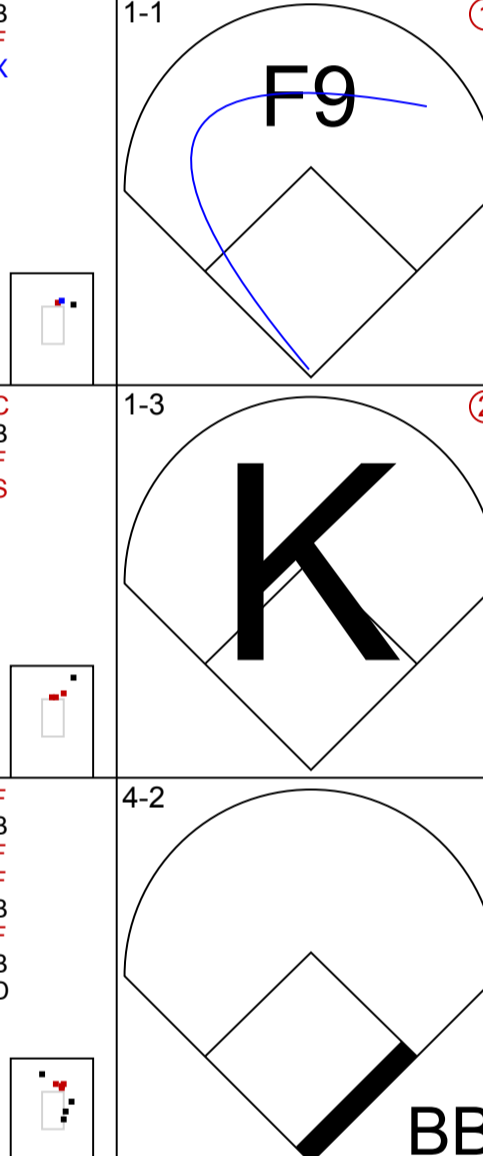
6



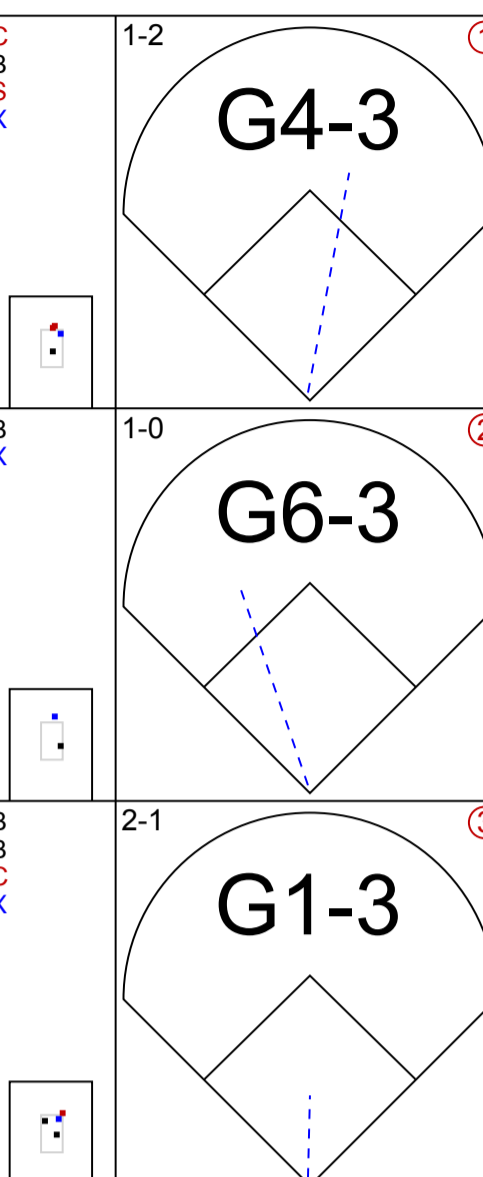
5



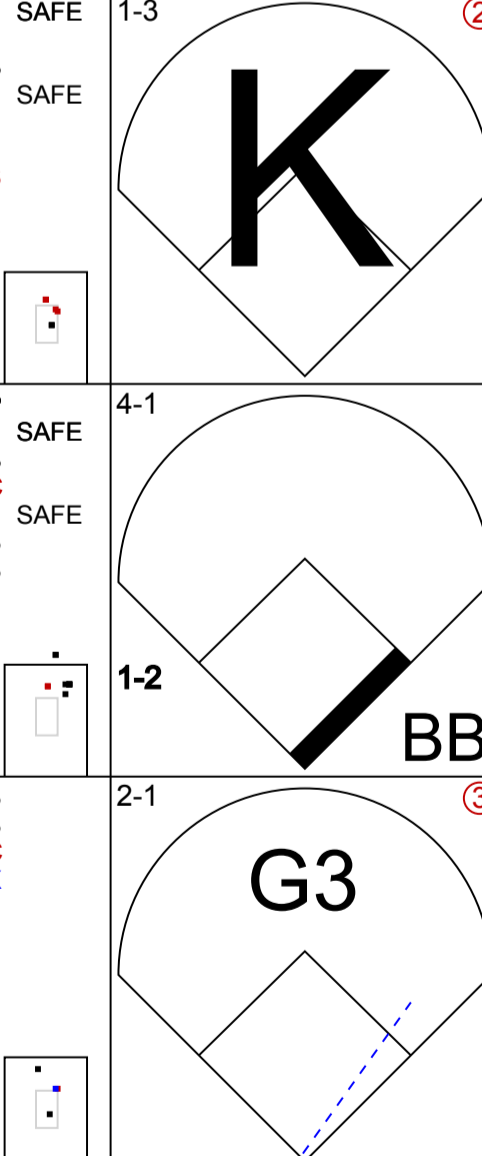
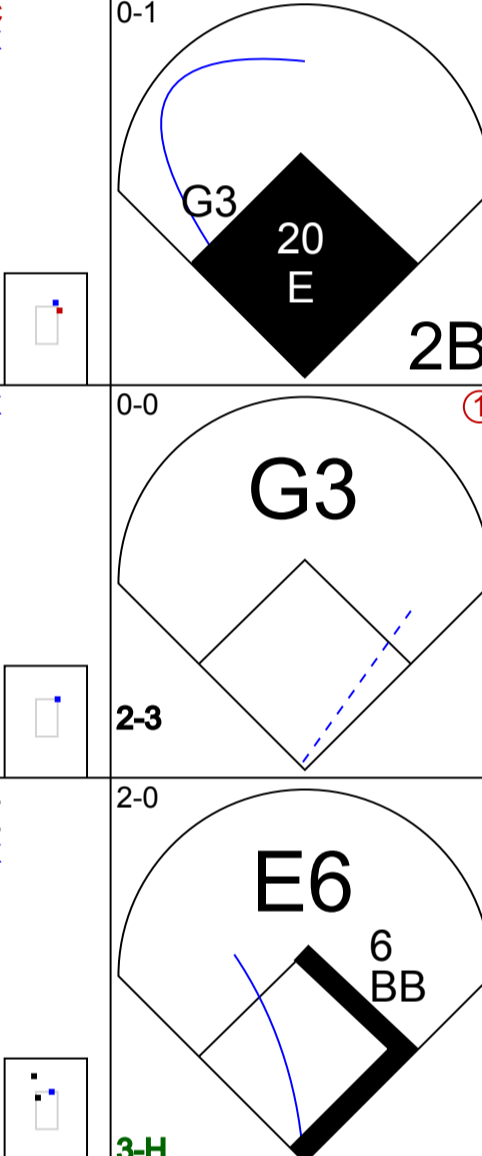
4



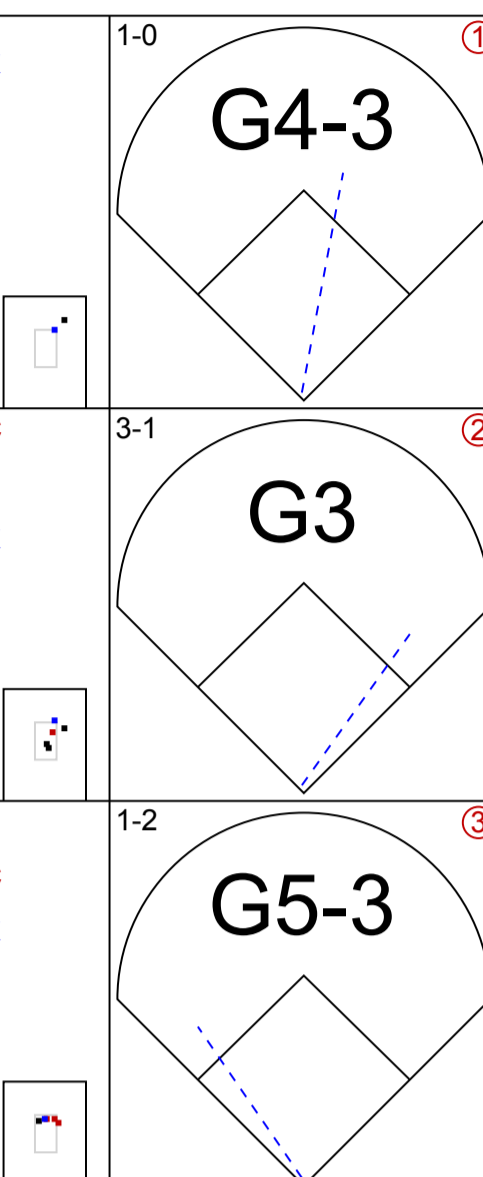
3



2



1



Batter

9 Chone Figgins, S (1, 8) OBP: 0.339, SLG: 0.399
Orlando Cabrera, R (1, 6) OBP: 0.307, SLG: 0.352
Darin Erstad, L (1, 3) OBP: 0.342, SLG: 0.380
27 Vladimir Guerrero, R (1, 9) OBP: 0.369, SLG: 0.596
Bengie Molina, R (1, 10) OBP: 0.341, SLG: 0.485
Jeff DaVanon, S (7, PR) OBP: 0.355, SLG: 0.311
20 Juan Rivera, R (1, 7) OBP: 0.304, SLG: 0.442
José Molina, R (1, 2) OBP: 0.282, SLG: 0.340
Casey Kotchman, L (8, PH) OBP: 0.341, SLG: 0.528
5 Jeff Mathis, R (9, 2)
6 Maicer Izturis, S (1, 5) OBP: 0.313, SLG: 0.360
Adam Kennedy, L (1, 4) OBP: 0.390, SLG: 0.410

Inning Stats

R: 0	H: 0	R: 1	H: 1	R: 0	H: 0	R: 1	H: 3	R: 1	H: 2	R: 0	H: 2	R: 1	H: 2	R: 0	H: 0	R: 0	H: 1	R: 1	H: 2
E: 0	LOB: 0	E: 1	LOB: 2	E: 0	LOB: 0	E: 0	LOB: 3	E: 0	LOB: 1	E: 0	LOB: 3	E: 0	LOB: 1	E: 0	LOB: 1	E: 0	LOB: 1	E: 0	LOB: 1
K: 0	BB: 0	K: 1	BB: 1	K: 0	BB: 0	K: 2	BB: 1	K: 0	BB: 0	K: 0	BB: 0	K: 0	BB: 0	K: 0	BB: 1	K: 0	BB: 0	K: 0	BB: 0
S: 7	P: 12	S: 12	P: 20	S: 6	P: 10	S: 12	P: 19	S: 11	P: 14	S: 17	P: 28	S: 12	P: 18	S: 8	P: 16	S: 14	P: 19	S: 6	P: 8

PITCHER		IP	WLS	BF	H	R	ER	SO	BB	IBB	HBP	BLK	WP	HR	S	P	ERA	WHIP
39 Gustavo Chacin, L (1, 1) ERA: 3.44		6.0		28	6	3	3	4	2	1	0	0	0	0	63	102	4.50	1.333
Justin Speier, R (7, 1) ERA: 2.16		1.0	H	5	2	0	0	0	0	0	0	0	1	0	17	28	0.00	2.000
Vinnie Chulk, R (8, 1) ERA: 3.21		0.1	H	2	1	1	1	0	0	0	0	0	0	0	5	8	27.00	3.000
Scott Schoeneweis, L (8, 1) ERA: 4.14		1.0	B	4	1	0	0	0	0	0	0	0	0	0	9	12	0.00	1.000
54 Jason Frasor, R (9, 1) ERA: 3.98		1.2		7	1	0	0	1	1	0	0	0	0	0	20	33	0.00	1.200
PITCHER		IP	WLS	BF	H	R	ER	SO	BB	IBB	HBP	BLK	WP	HR	S	P	ERA	WHIP
Pete Walker, R (11, 1) ERA: 2.75		0.0	L	2	2	1	1	0	0	0	0	0	0	0	6	8	∞	∞

Batter	1	2	3	4	5	6	7	8	9	AB R H RBI BB SO LOB	TOP																		
8 Russ Adams, L (1, 6) OBP: 0.343, SLG: 0.426	0-1 L3		3-2 F7			1-0 G4-3		4-2 FC3-2 BB	0-2 F7	4 0 0 0 1 0 3																			
3 Reed Johnson, R (1, 7) OBP: 0.337, SLG: 0.446	1-0 G4-3			2-0 G4-3		1-1 G5-3		3-2 FC3-2		4 0 0 0 0 0 3																			
10 Vernon Wells, R (1, 8) OBP: 0.328, SLG: 0.496	0-1 F9			0-0 L9		1-0 1B		0-1 G5-3		4 0 1 1 0 0 2																			
Shea Hillenbrand, R (1, 3) OBP: 0.359, SLG: 0.475		2-1 HR		1-0 F8		0-2 P4			0-2 9 1B 47 BB BB 1B	4 2 2 1 0 0 1																			
2 Aaron Hill, R (1, 10) OBP: 0.356, SLG: 0.424		1-0 G5-3			1-3 K		1-2 L6		4-1 47 BB 9 1B SF9 BB	3 0 0 0 0 1 0																			
Eric Hinske, L (9, PH) OBP: 0.332, SLG: 0.409									1-2 BB	0 1 0 0 1 0 0																			
9 Gregg Zaun, S (1, 2) OBP: 0.369, SLG: 0.394		0-1 F9		4-1 47 1B BB		4-1 F8		0-0 F8	0-0 47 BB 1B	3 0 1 0 1 0 0																			
47 Corey Koskie, L (1, 5) OBP: 0.320, SLG: 0.405					1-2 15 G6-4-3 1B		1-2 G3		1-2 2-3 3-H BB	3 0 1 1 1 1 0																			
15 Alex Rios, R (1, 9) OBP: 0.328, SLG: 0.425			0-2 G5-3		0-1 G6-4-3		1-0 G6-3		1-1 SF9	3 0 0 0 0 0 2																			
Frank Catalanotto, L (9, PH) OBP: 0.354, SLG: 0.424					1-2 1-2f				3-H 1-1 F7	0 0 0 1 0 0 0																			
Orlando Hudson, S (1, 4) OBP: 0.318, SLG: 0.420			3-2 F9			0-1 8 G4-3 10 1B 2B		3-1 3 S 8 BB FC3-2 1B	0-1 F7	4 1 2 0 0 0 2																			
<b>Inning Stats</b>	R: 0 E: 0 K: 0 S: 5	H: 0 LOB: 0 BB: 0 P: 6	R: 1 E: 0 K: 1 S: 8	H: 1 LOB: 0 BB: 0 P: 14	R: 0 E: 0 K: 0 S: 9	H: 0 LOB: 0 BB: 0 P: 15	R: 0 E: 0 K: 1 S: 11	H: 1 LOB: 1 BB: 1 P: 17	R: 1 E: 0 K: 0 S: 9	H: 2 LOB: 1 BB: 0 P: 12	R: 0 E: 0 K: 0 S: 9	H: 0 LOB: 0 BB: 0 P: 11	R: 0 E: 0 K: 0 S: 11	H: 1 LOB: 2 BB: 1 P: 22	R: 2 E: 0 K: 0 S: 15	H: 2 LOB: 2 BB: 2 P: 24	1B: 5 2B: 1 3B: 0 HR: 1	SF: 1 SAC: 0 DP: 1 HBP: 0	WP: 0 PB: 0 SB: 2 CS: 0	PA: 37									
<b>PITCHER</b>	IP WLS BF H R ER SO BB IBB HBP BLK WP HR S P ERA WHIP																												
51 Joe Saunders, L (1, 1) ERA: 2.45	7.1		28	5	2	2	2	2	2	0	0	0	0	1	60	95	2.46	0.955											
62 Scot Shields, R (8, 1) ERA: 2.33	0.2	H	2	0	0	0	0	0	0	0	0	0	0	5	8	0.00	0.000												
Francisco Rodriguez, R (9, 1) ERA: 2.91	0.1	L	5	2	2	2	0	2	0	0	0	0	0	9	18	54.00	12.000												
Kevin Gregg, R (9, 1) ERA: 5.28	0.2		2	0	0	0	0	0	0	0	0	0	0	6	6	0.00	0.000												

Toronto Blue Jays @ Los Angeles Angels  
 Angel Stadium of Anaheim, Anaheim, CA

livebaseballscores.com

AB	32
R	4
H	7
RBI	4
BB	4
SO	2
LOB	13




Tue Aug 16 2005, 7:05 PM PDT  
 Att. 42,468 - Clear - 73 F

Batter	1	2	3	4	5	6	7	8	9	AB	R	H	RBI	BB	SO	LOB
<b>9 Chone Figgins, S</b> OBP: 0.340, SLG: 0.399 (1, 5)	2-3 <b>K</b>		2-0 <b>F9</b>		0-0 <b>1B</b>		4-2 <b>BB</b>			3	0	1	1	1	1	0
<b>Orlando Cabrera, R</b> OBP: 0.303, SLG: 0.349 (1, 6)	1-0 <b>G6-3</b>			2-2 <b>L7</b>	1-1 <b>G4-3</b>		0-0 <b>G1-3</b>			4	0	0	0	0	0	4
<b>Darin Erstad, L</b> OBP: 0.341, SLG: 0.379 (1, 3)	1-1 <b>G4-3</b>			0-2 <b>G1-3</b>		1-0 <b>FC6-4</b> <b>1B</b>		1-0 <b>G5-3</b>		4	0	1	0	0	0	0
<b>27 Vladimir Guerrero, R</b> OBP: 0.367, SLG: 0.593 (1, 9)		2-2 <b>1B</b> <b>20</b> <b>G6-4-3</b> <b>1B</b>		1-0 <b>F7</b>		0-0 <b>P3</b>		2-0 <b>G6-3</b>		4	1	1	0	0	0	1
<b>Bengie Molina, R</b> OBP: 0.340, SLG: 0.482 (1, 2)		1-0 <b>1B</b> <b>20</b> <b>G6-4-3</b> <b>1B</b>		1-3 <b>1B</b>		2-1 <b>L8</b>	1-1 <b>FC6-4</b> <b>1-2f</b>	0-0 <b>G6-3</b>		4	0	1	0	0	0	1
<b>20 Juan Rivera, R</b> OBP: 0.307, SLG: 0.438 (1, 7)		0-1 <b>G6-4-3</b>		1-2f <b>3-H</b>		4-0 <b>1B</b> <b>BB</b>	2-3 <b>K</b>		4-2 <b>FC4-6</b> <b>BB</b>	2	1	0	0	2	1	2
<b>6 Maicer Izturis, S</b> OBP: 0.313, SLG: 0.360 (9, PR)										0	0	0	0	0	0	0
<b>Casey Kotchman, L</b> OBP: 0.333, SLG: 0.487 (1, 10)		0-3 <b>K</b>				1 SAFE 1 SAFE 2-3 <b>K</b>			1-2 <b>FC4-6</b> <b>1-2f</b>	3	0	0	0	1	2	2
<b>Jeff DaVanon, S</b> OBP: 0.355, SLG: 0.311 (9, PR)										0	0	0	0	0	0	0
<b>Steve Finley, L</b> OBP: 0.274, SLG: 0.370 (1, 8)			0-3 <b>K</b>			1 SAFE 0-0 <b>1B</b> <b>9</b> <b>1B</b>		2-1 <b>FC1-6</b> <b>9</b> <b>BB</b>	0-0 <b>F9</b>	4	1	1	0	0	1	2
<b>Adam Kennedy, L</b> OBP: 0.388, SLG: 0.408 (1, 4)			1-1 <b>G3</b>			0-0 <b>1B</b> <b>9</b> <b>1B</b>		1-3 <b>K</b>	2-2 <b>G4-3</b>	4	0	1	1	0	1	2

Inning Stats	R: 0	H: 0	E: 0	K: 1	S: 6	R: 1	H: 2	E: 0	K: 1	S: 11	R: 0	H: 0	E: 0	K: 1	S: 7	R: 0	H: 0	E: 0	K: 0	S: 8	R: 2	H: 3	E: 0	K: 1	S: 13	R: 0	H: 1	E: 0	K: 1	S: 7	R: 0	H: 0	E: 0	K: 1	S: 10	R: 0	H: 0	E: 0	K: 0	S: 3	R: 0	H: 0	E: 0	K: 0	S: 14	R: 0	H: 0	E: 0	K: 0	S: 14	1B: 6	SF: 0	2B: 0	SAC: 0	3B: 0	DP: 1	HR: 0	HBP: 0
<b>WP: 0</b>	<b>PA: 36</b>																																																									
PITCHER	IP	WLS	BF	H	R	ER	SO	BB	IBB	HBP	BLK	WP	HR	S	P	ERA	WHIP																			ERA	WHIP																					
<b>37 Scott Downs, L</b> ERA: 4.89 (1, 1)	6.2		28	6	3	3	6	3	0	0	0	0	0	61	98	4.05	1.350																																									
<b>22 Brandon League, R</b> ERA: 6.38 (7, 1)	1.1	W	4	0	0	0	0	0	0	0	0	0	0	4	7	0.00	0.000																																									
<b>Miguel Batista, R</b> ERA: 3.05 (9, 1)	1.0	S	4	0	0	0	0	1	0	0	0	0	0	14	21	0.00	1.000																																									

**Toronto Blue Jays @ Los Angeles Angels**  
**Angel Stadium of Anaheim, Anaheim, CA**  
 Tue Aug 16 2005, 7:05 PM PDT  
 Att. 42,468 - Clear - 73 F

<b>AB</b>	<b>32</b>
<b>R</b>	<b>3</b>
<b>H</b>	<b>6</b>
<b>RBI</b>	<b>2</b>
<b>BB</b>	<b>4</b>
<b>SO</b>	<b>6</b>
<b>LOB</b>	<b>14</b>







BOTTOM

Toronto Blue Jays @ Los Angeles Angels  
Angel Stadium of Anaheim, Anaheim, CA

Wed Aug 17 2005, 7:05 PM PDT  
Att. 43,026 - Clear - 75 F

livebaseballscorecards.com

AB	34
R	1
H	8
RBI	1
BB	1
SO	1
LOB	21



WP:	0	PA:	36
PB:	0	SB:	1
CS:	0		

AB R H RBI BB SO LOB

4 1 2 0 0 0 0

4 0 2 1 0 0 2

4 0 1 0 0 0 1

4 0 1 0 0 0 2

2 0 0 0 1 0 4

4 0 1 0 0 0 5

4 0 0 0 0 1 3

4 0 0 0 0 0 2

4 0 1 0 0 0 2

1B: 8 SF: 0  
2B: 0 SAC: 0  
3B: 0 DP: 2  
HR: 0 HBP: 1

Batter	1	2	3	4	5	6	7	8	9
9 Chone Figgins, S OBP: 0.341, SLG: 0.400 (1, 7)	0-1 S 1B		2-2 L6		0-1 F9		0-0 1-2 1B		
Orlando Cabrera, R OBP: 0.305, SLG: 0.350 (1, 6)	2-1 27 G4-6-3 1B		0-1 P4			0-0 27 1B 1B	0-0 P5		
Darin Erstad, L OBP: 0.341, SLG: 0.378 (1, 3)	0-1 F7		1-2 G6-3			1 SAFE 2-2 1-2 27 1B 1B	0-2 E6		
27 Vladimir Guerrero, R OBP: 0.388, SLG: 0.589 (1, 9)	1-1 G4-6-3			0-0 G5-3		1-0 G4-6-3 1B	1-1 F9		
Bengie Molina, R OBP: 0.342, SLG: 0.479 (1, 2)		4-0 1B BB		1-1 6 FC4-6 HBP		0-1 L4	2-2 F9		
Casey Kotchman, L OBP: 0.327, SLG: 0.465 (1, 10)		1-1 1-2 1B		0-2 L5		0-2 G4-6-3	1-2 G1-6-3		
6 Maicer Izturis, S OBP: 0.305, SLG: 0.351 (1, 5)		0-2 L8		1-0 FC4-6		0-3 K	0-1 G3		
Steve Finley, L OBP: 0.271, SLG: 0.366 (1, 8)		1-1 P6			1-2 G1-4-3	0-1 G3-1	2-2 G3		
Adam Kennedy, L OBP: 0.387, SLG: 0.405 (1, 4)		1-1 F8			2-0 F7	0-1 9 1B 1B	3-1 F9		

Inning Stats	R: 1	H: 2	E: 0	K: 8	S: 8	LOB: 0	BB: 0	P: 11	R: 0	H: 1	E: 0	K: 10	S: 10	LOB: 2	BB: 1	P: 17	R: 0	H: 0	E: 0	K: 11	S: 11	LOB: 1	BB: 0	P: 8	R: 0	H: 0	E: 0	K: 6	S: 6	LOB: 0	BB: 0	P: 9	R: 0	H: 3	E: 0	K: 11	S: 11	LOB: 2	BB: 0	P: 14	R: 0	H: 2	E: 0	K: 9	S: 9	LOB: 2	BB: 0	P: 9	R: 0	H: 0	E: 1	K: 12	S: 12	LOB: 1	BB: 0	P: 16	R: 0	H: 0	E: 0	K: 7	S: 7	LOB: 0	BB: 0	P: 12	1B: 8	SF: 0	2B: 0	SAC: 0	3B: 0	DP: 2	HR: 0	HBP: 1	WP: 0	PA: 36
--------------	------	------	------	------	------	--------	-------	-------	------	------	------	-------	-------	--------	-------	-------	------	------	------	-------	-------	--------	-------	------	------	------	------	------	------	--------	-------	------	------	------	------	-------	-------	--------	-------	-------	------	------	------	------	------	--------	-------	------	------	------	------	-------	-------	--------	-------	-------	------	------	------	------	------	--------	-------	-------	-------	-------	-------	--------	-------	-------	-------	--------	-------	--------

PITCHER	IP	WLS	BF	H	R	ER	SO	BB	IBB	HBP	BLK	WP	HR	S	P	ERA	WHIP
Josh Towers, R ERA: 4.12 (1, 1)	6.2	W	27	7	1	1	1	1	0	0	0	0	0	59	80	1.35	1.200
Scott Schoeneweis, L ERA: 4.14 (7, 1)	0.0		1	1	0	0	0	0	0	0	0	0	0	1	1	∞	∞
Justin Speier, R ERA: 2.1 (7, 1)	1.1	H	5	0	0	0	0	0	0	0	0	0	0	13	17	0.00	0.000
Miguel Batista, R ERA: 3.0 (9, 1)	1.0	S	3	0	0	0	0	0	0	0	0	0	0	7	12	0.00	0.000

Toronto Blue Jays @ Detroit Tigers  
Comerica Park, Detroit, MI

Fri Aug 19 2005, 7:05 PM EDT  
Att: 32,769 - Partly Cloudy - 84 F

livebaseballscorecards.com

AB	36
R	5
H	12
RBI	5
BB	2
SO	6
LOB	18



WP:	0	PA:	40
PB:	0		
SB:	0		
CS:	1		

Batter	1	2	3	4	5	6	7	8	9	AB	R	H	RBI	BB	SO	LOB	TOP					
8 Russ Adams, L OBP: 0.347, SLG: 0.431 (1, 6)	K		G3		K		G4-3		G3-1	5	0	1	0	0	2	4						
3 Reed Johnson, R OBP: 0.338, SLG: 0.444 Frank Catalanotto, L OBP: 0.353, SLG: 0.423 (1, 7)	G5-3		L6		K		FC5-4		G3-1	4	0	1	0	0	1	4						
10 Vernon Wells, R OBP: 0.329, SLG: 0.499 (1, 8)	K				2B		FC5-4		G6-3	1	0	0	0	0	0	2						
10 Vernon Wells, R OBP: 0.329, SLG: 0.499 (1, 8)	K				2B		FC5-4		G6-3	5	2	2	3	0	1	3						
Shea Hillenbrand, R OBP: 0.359, SLG: 0.475 (1, 3)		P6			2B		G4-3		G6-3	4	0	1	0	0	0	0						
2 Aaron Hill, R OBP: 0.351, SLG: 0.417 Eric Hinske, L OBP: 0.333, SLG: 0.418 (1, 10)	K				P2		K		HR	3	0	0	0	0	2	2						
2 Aaron Hill, R OBP: 0.351, SLG: 0.417 Eric Hinske, L OBP: 0.333, SLG: 0.418 (8, 10)	K				P2		K		HR	1	1	1	1	0	0	0						
9 Gregg Zaun, S OBP: 0.367, SLG: 0.390 (1, 2)					SF9				G4-3	2	0	1	1	1	0	0						
9 Gregg Zaun, S OBP: 0.367, SLG: 0.390 (1, 2)					SF9				G4-3	2	0	1	1	1	0	0						
47 Corey Koskie, L OBP: 0.317, SLG: 0.396 (1, 5)					P6		F7		F8	4	0	1	0	0	0	2						
47 Corey Koskie, L OBP: 0.317, SLG: 0.396 (1, 5)					P6		F7		F8	4	0	1	0	0	0	2						
15 Alex Rios, R OBP: 0.329, SLG: 0.424 (1, 9)					1B		L9		P6	4	1	2	0	0	0	1						
15 Alex Rios, R OBP: 0.329, SLG: 0.424 (1, 9)					1B		L9		P6	4	1	2	0	0	0	1						
Orlando Hudson, S OBP: 0.321, SLG: 0.424 Frank Menechino, R OBP: 0.381, SLG: 0.351 (1, 4)					1B		G6-3		G3-1	3	1	2	0	0	0	0						
Orlando Hudson, S OBP: 0.321, SLG: 0.424 Frank Menechino, R OBP: 0.381, SLG: 0.351 (7, 4)					1B		G6-3		G3-1	0	0	0	0	0	1	0						
Inning Stats	R: 0 E: 0 K: 2 S: 9	H: 0 LOB: 0 BB: 0 P: 12	R: 0 E: 0 K: 1 S: 7	H: 0 LOB: 0 BB: 1 P: 15	R: 0 E: 0 K: 0 S: 10	H: 3 LOB: 2 BB: 0 P: 14	R: 1 E: 0 K: 0 S: 13	H: 2 LOB: 1 BB: 0 P: 20	R: 3 E: 0 K: 2 S: 18	H: 3 LOB: 0 BB: 0 P: 27	R: 0 E: 0 K: 1 S: 11	H: 1 LOB: 1 BB: 0 P: 18	R: 0 E: 0 K: 0 S: 7	H: 1 LOB: 1 BB: 0 P: 11	R: 1 E: 0 K: 0 S: 14	H: 1 LOB: 0 BB: 0 P: 22	R: 0 E: 0 K: 0 S: 9	H: 1 LOB: 2 BB: 1 P: 19	1B: 9 2B: 1 3B: 0 HR: 2	SF: 1 SAC: 0 DP: 0 HBP: 0	WP: 0 PB: 0 SB: 0 CS: 1	PA: 40
PITCHER	IP	WLS	BF	H	R	ER	SO	BB	IBB	HBP	BLK	WP	HR	S	P	ERA	WHIP					
Mike Maroth, L ERA: 4.64 (1, 1)	6.2	W	29	10	4	4	6	1	0	0	0	0	1	74	116	5.40	1.650					
Chris Spurling, R ERA: 3.71 (7, 1)	1.1		5	1	1	1	0	0	0	0	0	0	1	15	23	6.75	0.750					
43 Roman Colon, R ERA: 5.65 (9, 1)	0.1		3	1	0	0	0	1	0	0	0	0	0	5	12	0.00	6.000					
Jamie Walker, L ERA: 3.43 (9, 1)	0.1	H	1	0	0	0	0	0	0	0	0	0	0	2	3	0.00	0.000					
Craig Dingman, R ERA: 2.93 (9, 1)	0.1	S	1	0	0	0	0	0	0	0	0	0	0	2	4	0.00	0.000					

Batter	1	2	3	4	5	6	7	8	9
14 Placido Polanco, R (1, 4) OBP: 0.392, SLG: 0.430	1-1 G5-3		1-0 E2 31 BB 1B	1-1 31 HR 1B	1 SAFE 3-2 1 B 1 SAFE 1-2 3-H 1B			0-0 1B	
31 Chris Shelton, R (1, 3) OBP: 0.398, SLG: 0.555	3-3 K		4-1 1B 1B BB	2-2 1-H HR	1-1 F9			1-1 F8	
Ivan Rodriguez, R (1, 2) OBP: 0.298, SLG: 0.458	0-0 G4-3		0-3 K	0-0 HR				1-2 F8	
Dmitri Young, S (1, 7) Nook Logan, S (7, 8) OBP: 0.323, SLG: 0.480 OBP: 0.308, SLG: 0.341		1-0 HR	2-2 1B 1B	3-2 F7			0-3 K		
Craig Monroe, R (1, 9) OBP: 0.331, SLG: 0.440		0-0 G5-3	0-1 F9		2-2 G6-3		1-1 P4		
Carlos Pena, L (1, 10) OBP: 0.318, SLG: 0.344		0-0 HR	1-0 1-3 2-H 1B		1-0 HR		0-0 G1-3		
15 Brandon Inge, R (1, 5) OBP: 0.339, SLG: 0.403		2-3 K	3-0 L6		0-2 G6-3		2-1 G5-3		
John McDonald, R (1, 6) OBP: 0.357, SLG: 0.353		1-0 3B		1-2 G1-3	4-0 28 1B 14 1B BB		1-2 G4-3		
28 Curtis Granderson, L (1, 8) (7, 7) OBP: 0.294, SLG: 0.576		0-1 G3		3-2 G4-3	0-0 14 1B 1-3 1B		2-3 K		

Inning Stats	R: 0	H: 0	E: 0	K: 1	S: 6	LOB: 0	BB: 0	P: 10
	R: 2	H: 3	E: 0	K: 1	S: 11	LOB: 1	BB: 0	P: 15
	R: 2	H: 2	E: 1	K: 1	S: 12	LOB: 2	BB: 1	P: 23
	R: 3	H: 3	E: 0	K: 0	S: 15	LOB: 0	BB: 0	P: 25
	R: 2	H: 3	E: 0	K: 0	S: 16	LOB: 2	BB: 1	P: 27
	R: 0	H: 0	E: 0	K: 1	S: 8	LOB: 0	BB: 0	P: 10
	R: 0	H: 0	E: 0	K: 0	S: 7	LOB: 0	BB: 0	P: 10
	R: 0	H: 1	E: 0	K: 1	S: 9	LOB: 1	BB: 0	P: 13

PITCHER	IP	WLS	BF	H	R	ER	SO	BB	IBB	HBP	BLK	WP	HR	S	P	ERA	WHIP
Dave Bush, R (1, 1) ERA: 4.65	2.2	L	15	5	4	2	3	1	0	0	0	0	2	28	44	6.75	2.250
22 Brandon League, R (3, 1) ERA: 7.97	2.0		12	5	5	5	0	1	0	0	0	0	3	24	44	22.50	3.000
Pete Walker, R (5, 1) ERA: 2.66	2.1		8	1	0	0	1	0	0	0	0	0	0	23	32	0.00	0.429
Scott Schoeneweis, L (8, 1) ERA: 4.04	1.0		4	1	0	0	1	0	0	0	0	0	0	9	13	0.00	1.000

**BOTTOM**


**Toronto Blue Jays @ Detroit Tigers**  
Comerica Park, Detroit, MI

Fri Aug 19 2005, 7:05 PM EDT  
Att. 32,769 - Partly Cloudy - 84 F

AB	R	H	RBI	BB	SO	LOB
5	2	3	1	0	0	0
4	2	1	2	1	1	3
5	1	1	1	0	1	3
4	1	2	2	0	1	0
0	0	0	0	0	0	0
4	0	0	0	0	0	2
4	2	3	3	0	0	0
4	0	0	0	0	1	2
3	1	1	0	1	0	0
4	0	1	0	0	1	1

AB	37
R	9
H	12
RBI	9
BB	2
SO	5
LOB	11

WP: 0 PA: 39  
PB: 0  
SB: 0  
CS: 0



livebaseballscores.com

Batter	1	2	3	4	5	6	7	8	9	10	11	12	13	AB R H RBI BB SO LOB	TOP														
8 Russ Adams, L OBP: 0.349, SLG: 0.433 (1, 6)	0-1 1B 10 G6-3 1B		1-1 L9		4-1 1-2 BB			3-2 F7			3-2 2B		1-0 G6-3 1-2f	5 1 2 0 1 0 1															
Frank Catalanotto, L OBP: 0.354, SLG: 0.423 3 Reed Johnson, R OBP: 0.337, SLG: 0.443 (1, 7) (8, 7)	3-1 1B		4-1 10 G5-4-3 BB		0-1 SF8-2-5-6-7-4 2-3 3-H			0-0 F8			2-0 B5			2 0 1 1 1 0 0 1 0 0 0 0 0 1															
10 Vernon Wells, R OBP: 0.326, SLG: 0.494 (1, 8)	1-0 G6-3		2-2 G5-4-3					0-1 G6-3			0-2 P4			5 0 0 1 0 0 3															
Shea Hillenbrand, R OBP: 0.355, SLG: 0.470 (1, 3)	2-2 L4			1-2 F9				1-1 G5-3			0-3 K			5 0 0 0 0 1 2															
47 Corey Koskie, L OBP: 0.311, SLG: 0.388 (1, 5)	3-2 G5-3			0-2 G4-3				0-0 G4-3			2-3 K			5 0 0 0 0 1 1															
9 Gregg Zaun, S OBP: 0.365, SLG: 0.387 (1, 2)			0-1 15 G5-3 1B		3-1 L7			0-0 P5			2-1 G3			5 0 1 0 0 0 0															
15 Alex Rios, R OBP: 0.325, SLG: 0.418 (1, 9)			0-1 G5-3					3-2 G5-3						5 0 0 0 0 1 1															
Eric Hinske, L OBP: 0.333, SLG: 0.416 (1, 10)			1-3 K					3-2 E SF8-2-5-6-7-4 1B			0-2 F9			4 1 1 0 1 1 1															
Frank Menechino, R OBP: 0.373, SLG: 0.342 Orlando Hudson, S OBP: 0.322, SLG: 0.423 (10, PH) (10, 4)			1-1 G4-3					0-0 E6 8 BB			2-2 G3-1			3 0 0 0 0 1 3 1 0 0 0 1 0 0															
<b>Inning Stats</b>	R: 1 E: 0 K: 0 S: 11	H: 2 LOB: 1 BB: 0 P: 20	R: 0 E: 0 K: 1 S: 9	H: 1 LOB: 1 BB: 0 P: 11	R: 0 E: 0 K: 0 S: 6	H: 0 LOB: 0 BB: 1 P: 13	R: 0 E: 0 K: 0 S: 9	H: 0 LOB: 0 BB: 0 P: 13	R: 1 E: 1 K: 0 S: 10	H: 1 LOB: 1 BB: 1 P: 18	R: 0 E: 0 K: 1 S: 9	H: 0 LOB: 1 BB: 1 P: 18	R: 0 E: 0 K: 0 S: 11	H: 0 LOB: 0 BB: 0 P: 14	R: 0 E: 0 K: 2 S: 10	H: 0 LOB: 0 BB: 0 P: 14	R: 0 E: 0 K: 0 S: 10	H: 1 LOB: 1 BB: 0 P: 15	R: 0 E: 0 K: 1 S: 8	H: 0 LOB: 0 BB: 0 P: 11	R: 0 E: 0 K: 0 S: 2	H: 0 LOB: 0 BB: 1 P: 7	1B: 4 2B: 2 3B: 0 HR: 0	SF: 1 SAC: 0 DP: 3 HBP: 0	WP: 0 PB: 0 SB: 0 CS: 0	PA: 46			
<b>PITCHER</b>	IP WLS BF H R ER SO BB IBB HBP BLK WP HR S P ERA WHIP															IP WLS BF H R ER SO BB IBB HBP BLK WP HR S P ERA WHIP													
Jason Johnson, R ERA: 4.09 (1, 1)	8.0																												
56 Fernando Rodney, R ERA: 2.48 (9, 1)	1.0	3	0	0	0	2	0	0	0	0	0	0	0	0	10	14	0.00	0.875											
Craig Dingman, R ERA: 2.6 (10, 1)	2.0	7	1	0	0	0	0	0	0	0	0	0	0	0	19	29	0.00	0.500											
Vic Darensbourg, L ERA: 3.68 (12, 1)	0.2	2	0	0	0	0	0	0	0	0	0	0	0	0	5	7	0.00	0.000											
Franklyn German, R ERA: 2.93 (12, 1)	1.1	W 4	0	0	0	1	1	0	0	0	0	0	0	0	5	11	0.00	0.750											

Toronto Blue Jays @ Detroit Tigers  
Comerica Park, Detroit, MI  
Sat Aug 20 2005, 7:05 PM EDT  
Att: 38,073 - Partly Cloudy - 81 F

livebaseballscorecards.com

AB	41
R	2
H	5
RBI	2
BB	4
SO	5
LOB	13




Batter	1	2	3	4	5	6	7	8	9	10	11	12	13	AB R H RBI BB SO LOB
14 Placido Polanco, R OBP: 0.391, SLG: 0.429	1-0 F8		3-2 F8			1-0 G4-6-3 1B		0-2 G6-4-3 1-2f		0-0 G5-3			3-2 31 BB 30 2B 1B	6 1 2 0 0 0 3
31 Chris Shelton, R OBP: 0.393, SLG: 0.544	0-2 K			0-0 F8		2-2 G4-6-3 1-2f			2-0 F7		2-3 K		4-2 30 2B 1-2 BB	5 0 0 0 1 2 1
Ivan Rodriguez, R OBP: 0.299, SLG: 0.463	0-1 HR			1-1 1B		3-3 K			0-0 L9		2-3 K		0-2 L4	6 1 2 1 0 2 2
30 Magglio Ordonez, R OBP: 0.365, SLG: 0.474	1-0 G5-3			1-1 F9			1-2 F8		1-1 1B		4-2 BB		1-0 2B	5 0 2 1 1 0 1
Dmitri Young, S OBP: 0.320, SLG: 0.474		0-0 F8		1-1 F8			1-1 P4		2-2 F9		3-3 K			5 0 0 0 0 1 3
Craig Monroe, R OBP: 0.332, SLG: 0.445		1-2 F8			1-1 HR		4-0 BB			0-2 K		3-1 F9		4 1 1 1 1 1 0
15 Brandon Inge, R OBP: 0.340, SLG: 0.405		2-2 F8			2-2 HR		2-2 G4-3 1B			3-1 G6-3 2B		3-3 K		5 0 2 0 0 1 1
John McDonald, R OBP: 0.351, SLG: 0.347			0-1 B1-3		2-2 G5-4-3 1-2f		1-0 F7			0-1 G6-3		3-2 1B		2 0 0 0 0 0 1
Carlos Pena, L OBP: 0.316, SLG: 0.341										2-3 BB				1 0 0 0 0 0 0
20 Omar Infante, R OBP: 0.270, SLG: 0.393														2 0 1 0 0 0 1
Nook Logan, S OBP: 0.306, SLG: 0.339			0-2 F9											2 0 0 0 0 0 0
28 Curtis Granderson, L OBP: 0.324, SLG: 0.571					0-0 B1									2 0 1 0 1 1 1

Inning Stats	R: 1	H: 1	R: 0	H: 0	R: 0	H: 0	R: 0	H: 2	R: 0	H: 1	R: 0	H: 0	R: 0	H: 1	R: 0	H: 0	R: 0	H: 1	R: 0	H: 0	R: 0	H: 1	R: 0	H: 0	R: 1	H: 2	1B: 7	SF: 0	WP: 0	PA: 49
E: 0	LOB: 0	E: 0	LOB: 0	E: 0	LOB: 0	E: 0	LOB: 1	E: 0	LOB: 0	E: 0	LOB: 1	E: 0	LOB: 0	E: 0	LOB: 1	E: 0	LOB: 1	E: 0	LOB: 1	E: 0	LOB: 1	E: 0	LOB: 1	E: 0	LOB: 1	2B: 2 <td>SAC: 0 <td>PB: 0 </td></td>	SAC: 0 <td>PB: 0 </td>	PB: 0		
K: 1	BB: 0	K: 0	BB: 0	K: 0	BB: 0	K: 1	BB: 0	K: 0	BB: 0	K: 1	BB: 0	K: 0	BB: 0	K: 0	BB: 0	K: 3	BB: 1	K: 2	BB: 0	K: 0	BB: 1	K: 1	BB: 1	K: 0	BB: 1	3B: 0	DP: 3 <td>SB: 0 </td>	SB: 0		
S: 7	P: 9	S: 9	P: 12	S: 9	P: 12	S: 7	P: 10	S: 9	P: 14	S: 9	P: 15	S: 10	P: 18	S: 8	P: 12	S: 7	P: 12	S: 10	P: 17	S: 18	P: 29	S: 13	P: 22	S: 13	P: 21	HR: 2	HBP: 0	CS: 0		

PITCHER	IP	WLS	BF	H	R	ER	SO	BB	IBB	HBP	BLK	WP	HR	S	P	ERA	WHIP
39 Gustavo Chacin, L ERA: 3.4	(1, 1)	7.0	25	5	2	2	2	1	0	0	0	0	2	60	90	2.57	0.857
Vinnie Chulk, R ERA: 3.12	(8, 1)	1.2	6	2	0	0	0	0	0	0	0	0	0	12	19	0.00	1.200
Justin Speier, R ERA: 2.05	(9, 1)	1.1	6	1	0	0	1	1	0	0	0	0	0	13	22	0.00	1.500
54 Jason Frasor, R ERA: 3.86	(11, 1)	1.2	7	1	0	0	4	1	0	0	0	0	0	28	48	0.00	1.200
Miguel Batista, R ERA: 3.12	(12, 1)	0.2	L 5	2	1	1	1	1	0	0	0	0	0	16	24	13.50	4.500

**Toronto Blue Jays @ Detroit Tigers**  
Comerica Park, Detroit, MI  
Sat Aug 20 2005, 7:05 PM EDT  
Att. 38,073 - Partly Cloudy - 81 F

AB	45
R	3
H	11
RBI	3
BB	4
SO	8
LOB	14



livebaseballscorecards.com

Batter	1	2	3	4	5	6	7	8	9	AB R H RBI BB SO LOB	TOP
8 Russ Adams, L (1, 6) OBP: 0.347, SLG: 0.433	3-2 F8		0-0 F8			1-1 F7	2-1 2B		1-0 F8	5 0 1 1 0 0 1	
Frank Catalanotto, L (1, 7) OBP: 0.355, SLG: 0.422	3-1 G6-3			4-1 10 FC5-4 BB		1-1 1B	0-0 SF7		3-2 F7	3 0 1 1 1 0 0	
10 Vernon Wells, R (1, 8) OBP: 0.325, SLG: 0.491 3 Reed Johnson, R (6, PH) OBP: 0.338, SLG: 0.442 (6, 8)	1-3 K			1-2 FC5-4 G4-3 1-2f		2-3 K	4-0 BB			2 0 0 0 0 1 1 1 0 0 0 1 1 1	
Shea Hillenbrand, R (1, 10) OBP: 0.354, SLG: 0.468 Frank Menechino, R (7, PH) OBP: 0.368, SLG: 0.336 (7, 10)		0-2 L6		3-1 G4-3 1-2f			K			2 0 0 0 0 0 1 2 0 0 0 0 0 1 2	
47 Corey Koskie, L (1, 5) OBP: 0.310, SLG: 0.398		1-1 G3-1			3-2 P6		1-0 HR		1-2 G3-1	4 1 1 1 0 0 0	
2 Aaron Hill, R (1, 4) OBP: 0.350, SLG: 0.415		3-2 F8			1-0 G5-3		0-0 HR 1B		1-1 P6	4 1 1 0 0 0 0	
Eric Hinske, L (1, 3) OBP: 0.337, SLG: 0.428			3-2 15 L3 1B		1-0 1B		1-1 HR		0-1 F8	4 1 3 2 0 0 0	
15 Alex Rios, R (1, 9) OBP: 0.324, SLG: 0.417			1-1 L3 1-1		0-3 K		1-0 8 1B 2B 1B		1-0 L6	4 1 1 0 0 1 2	
Ken Huckaby, R (1, 2) OBP: 0.247, SLG: 0.238			2-2 1B			2-2 G1-3	0-1 8 2B SF7 1B		0-1 E9 2B	4 2 3 0 0 0 0	
<b>Inning Stats</b>	R: 0 H: 0 E: 0 K: 1 S: 11 LOB: 0 BB: 0 P: 18	R: 0 H: 0 E: 0 K: 0 S: 11 LOB: 0 BB: 0 P: 15	R: 0 H: 2 E: 0 K: 0 S: 12 LOB: 1 BB: 0 P: 18	R: 0 H: 0 E: 0 K: 0 S: 6 LOB: 0 BB: 1 P: 14	R: 0 H: 1 E: 0 K: 1 S: 8 LOB: 1 BB: 0 P: 13	R: 0 H: 1 E: 0 K: 1 S: 11 LOB: 1 BB: 0 P: 17	R: 5 H: 6 E: 0 K: 1 S: 16 LOB: 2 BB: 1 P: 27	R: 0 H: 0 E: 0 K: 0 S: 7 LOB: 0 BB: 0 P: 9	R: 1 H: 1 E: 1 K: 0 S: 8 LOB: 0 BB: 0 P: 13	1B: 7 SF: 1 2B: 3 SAC: 0 3B: 0 DP: 2 HR: 2 HBP: 0	WP: 0 PA: 38 PB: 0 SB: 0 CS: 0
<b>PITCHER</b>	IP WLS BF H R ER SO BB IBB HBP BLK WP HR S P ERA WHIP										
Sean Douglass, R (1, 1) ERA: 4.76	6.1 W 26 8 4 4 4 1 0 0 0 0 2 67 106 5.68 1.421										
43 Roman Colon, R (7, 1) ERA: 5.75	0.2 5 2 1 1 0 1 0 0 0 0 0 8 16 13.50 4.500										
Chris Spurling, R (8, 1) ERA: 3.55	2.0 7 1 1 0 0 0 0 0 0 0 0 15 22 0.00 0.500										

Toronto Blue Jays @ Detroit Tigers  
Comerica Park, Detroit, MI  
Sun Aug 21 2005, 1:05 PM EDT  
Att. 36,818 - Partly Cloudy - 82 F

livebaseballscorecards.com


AB	35
R	6
H	11
RBI	5
BB	2
SO	4
LOB	8





Batter	1	2	3	4	5	6	7	8	9	AB R H RBI BB SO LOB	TOP	
<b>8 Russ Adams, L</b> (1, 6) <small>OBP: 0.349, SLG: 0.433</small> <b>2 Aaron Hill, R</b> (8, PH) <small>OBP: 0.352, SLG: 0.421</small> (8, 6)	4-1  BB		3-2  F8		2-1  G4-6-3 1B			1-0  2B		2 0 1 0 1 0 0 1 0 1 0 0 0 0	<b>Toronto Blue Jays @ New York Yankees</b> Yankee Stadium, Bronx, NY Mon Aug 22 2005, 7:05 PM EDT Att: 50,162 - Partly Cloudy - 84 F	
<b>Frank Catalanotto, L</b> (1, 7) <small>OBP: 0.355, SLG: 0.420</small> <b>3 Reed Johnson, R</b> (8, PH) <small>OBP: 0.337, SLG: 0.440</small> (8, 7)	4-1  47 BB BB		1-3  K		1-0  G4-6-3 1-2f			1-3  K		2 0 0 0 1 1 2 1 0 0 0 0 1 1		
<b>10 Vernon Wells, R</b> (1, 8) <small>OBP: 0.322, SLG: 0.487</small>	0-3  K		0-1  G4-3		0-0  G4-3			1-0  P3		4 0 0 0 0 1 3		
<b>Shea Hillenbrand, R</b> (1, 3) <small>OBP: 0.353, SLG: 0.468</small>	1-1  P4			0-1  47 G3 9 FC4-2 2B		1-0  G6-3		0-0  G6-3		4 0 1 0 0 0 3		
<b>47 Corey Koskie, L</b> (1, 5) <small>OBP: 0.309, SLG: 0.393</small>	4-2  BB		3-2  G3		0-1  F7			3-2  F7		3 0 0 0 1 0 1		
<b>9 Gregg Zaun, S</b> (1, 2) <small>OBP: 0.361, SLG: 0.382</small>	0-2  F7		1-2  FC4-2		0-2  G5-3			2-2  P5		4 0 0 0 0 0 4		
<b>15 Alex Rios, R</b> (1, 9) <small>OBP: 0.321, SLG: 0.413</small>		3-2  G5-3		1-0  F8		0-0  L6		1-3  K		4 0 0 0 0 1 1		
<b>Eric Hinske, L</b> (1, 10) <small>OBP: 0.337, SLG: 0.427</small>		2-3  K		2-0  G4-3		1-0  WP 1B				3 0 1 0 0 1 0		
<b>Orlando Hudson, S</b> (1, 4) <small>OBP: 0.322, SLG: 0.422</small>		2-3  K		0-0  8 1B		3-3  K				3 0 1 0 0 2 1		
<b>Inning Stats</b>	R: 0 H: 0 E: 0 LOB: 3 K: 1 BB: 3 S: 14 P: 27	R: 0 H: 0 E: 0 LOB: 0 K: 2 BB: 0 S: 12 P: 19	R: 0 H: 0 E: 0 LOB: 0 K: 1 BB: 0 S: 8 P: 12	R: 0 H: 1 E: 0 LOB: 1 K: 0 BB: 0 S: 9 P: 14	R: 0 H: 2 E: 0 LOB: 1 K: 0 BB: 0 S: 5 P: 10	R: 0 H: 0 E: 0 LOB: 0 K: 0 BB: 0 S: 4 P: 5	R: 0 H: 1 E: 0 LOB: 1 K: 1 BB: 0 S: 8 P: 12	R: 0 H: 1 E: 0 LOB: 1 K: 1 BB: 0 S: 7 P: 10	R: 0 H: 0 E: 0 LOB: 0 K: 1 BB: 0 S: 9 P: 15	1B: 3 SF: 0 2B: 2 SAC: 0 3B: 0 DP: 1 HR: 0 HBP: 0	WP: 1 PA: 34 PB: 0 SB: 1 CS: 0	
<b>PITCHER</b>	IP WLS BF H R ER SO BB IBB HBP BLK WP HR S P ERA WHIP											IP WLS BF H R ER SO BB IBB HBP BLK WP HR S P ERA WHIP
<b>Jaret Wright, R</b> (1, 1) <small>ERA: 6.0</small>	7.0 W 27 4 0 0 5 3 0 0 0 1 0 60 99 0.00 1.000											
<b>Alan Embree, L</b> (8, 1) <small>ERA: 7.51</small>	0.0 1 1 0 0 0 0 0 0 0 0 0 1 2 ∞ ∞											
<b>Tanyon Sturtze, R</b> (8, 1) <small>ERA: 4.19</small>	1.0 3 0 0 0 1 0 0 0 0 0 0 6 8 0.00 0.000											
<b>Scott Proctor, R</b> (9, 1) <small>ERA: 4.8</small>	1.0 3 0 0 0 1 0 0 0 0 0 0 9 15 0.00 0.000											

<b>AB</b>	<b>31</b>
<b>R</b>	<b>0</b>
<b>H</b>	<b>5</b>
<b>RBI</b>	<b>0</b>
<b>BB</b>	<b>3</b>
<b>SO</b>	<b>7</b>
<b>LOB</b>	<b>16</b>



livebaseballscorecards.com



Batter	1	2	3	4	5	6	7	8	9
<b>Tony Womack, L</b> OBP: 0.272, SLG: 0.276 (1, 8)	1-1 G6-3	0-2 G4-3		1 SAFE 2-2 F8			1-2 HBP 55 1B	1-1 13 2B	
<b>Bernie Williams, S</b> OBP: 0.332, SLG: 0.381 (1, 10)	2-1 F7		0-0 1B		4-1 13 1B 55 SF8 BB		4-2 1-2 55 1B HBP BB	3-2 F8	
<b>Gary Sheffield, R</b> OBP: 0.388, SLG: 0.522 (1, 9)	3-2 G6-3		1-0 P2		1-0 G2-3		2-0 55 1B 25 1B HBP	0-0 F7	
<b>13 Alex Rodriguez, R</b> OBP: 0.418, SLG: 0.603 (1, 5)		3-1 55 1B 20 E 2B	2-2 F8		1-1 1B		0-3 K	2-2 2-H 2B	
<b>55 Hideki Matsui, L</b> OBP: 0.361, SLG: 0.489 (1, 7)		1-1 HBP 20 E 1B	1-1 G3		3-2 SF8		2-0 25 1B 1B	1-2 G6-3	
<b>20 Jorge Posada, S</b> OBP: 0.342, SLG: 0.413 (1, 2)		0-2 E6 HBP		3-2 24 FC3-6 25 1B 1B	1-1 G6-3		0-0 P4		
<b>25 Jason Giambi, L</b> OBP: 0.441, SLG: 0.520 <b>Tino Martinez, L</b> OBP: 0.329, SLG: 0.461 (7, PR) (8, 3)		2-3 K		2-1 24 FC3-6 1B		4-2 G5-4-3 BB	2-2 1-3 3-H 1B		
<b>Felix Escalona, R</b> OBP: 0.250, SLG: 0.143 (1, 6)		1-1 1-2 2-3 HBP		1-0 B5		1-2 G5-4-3 1-2f	1-1 1-2 3-H 1B		
<b>24 Robinson Cano, L</b> OBP: 0.301, SLG: 0.413 (1, 4)		1-3 K		0-1 FC3-6 1-2f 2-3		0-0 G4-3	1-2 G3		

Inning Stats	R: 0	H: 0	E: 0	K: 0	S: 7	R: 1	H: 2	E: 1	K: 2	S: 17	R: 0	H: 1	E: 0	K: 0	S: 8	R: 0	H: 2	E: 0	K: 0	S: 11	R: 1	H: 1	E: 0	K: 0	S: 10	R: 0	H: 0	E: 0	K: 0	S: 6	R: 4	H: 4	E: 0	K: 1	S: 22	R: 1	H: 2	E: 0	K: 0	S: 12
	LOB: 0	BB: 0	P: 13	LOB: 3	BB: 0	P: 25	LOB: 2	BB: 0	P: 19	LOB: 1	BB: 1	P: 20	LOB: 0	BB: 1	P: 11	LOB: 2	BB: 1	P: 34	LOB: 1	BB: 0	P: 19	LOB: 0	BB: 1	P: 19	LOB: 0	BB: 1	P: 11	LOB: 2	BB: 1	P: 34	LOB: 2	BB: 1	P: 19	LOB: 1	BB: 0	P: 19	LOB: 0	BB: 0	P: 19	

PITCHER	IP	WLS	BF	H	R	ER	SO	BB	IBB	HBP	BLK	WP	HR	S	P	ERA	WHIP
<b>37 Scott Downs, L</b> ERA: 4.53	(1, 1)	6.0	L	27	6	2	1	2	2	0	0	0	0	59	100	1.50	1.333
<b>Pete Walker, R</b> ERA: 3.12	(7, 1)	0.2		6	2	4	4	1	1	0	1	0	0	13	21	54.00	4.500
<b>Scott Schoeneweis, L</b> ERA: 4.01	(7, 1)	0.1		3	2	0	0	0	0	0	0	0	0	9	13	0.00	6.000
<b>Vinnie Chulk, R</b> ERA: 3.22	(8, 1)	1.0		5	2	1	1	0	0	0	0	0	0	12	19	9.00	2.000

AB	R	H	RBI	BB	SO	LOB
5	2	2	0	0	0	5
3	2	1	0	2	0	1
4	1	0	0	0	0	3
5	1	3	1	0	1	4
4	1	2	3	0	0	2
4	0	1	0	0	0	4
3	0	2	1	1	1	2
0	0	0	0	0	0	0
3	0	1	1	0	0	3
4	0	0	0	0	1	7

WP	PA	ERA	WHIP
0	41		
0			
0			

**Toronto Blue Jays @ New York Yankees**  
 Yankee Stadium, Bronx, NY  
 Mon Aug 22 2005, 7:05 PM EDT  
 Att. 50,162 - Partly Cloudy - 84 F

livebaseballscorecards.com

AB	35
R	7
H	12
RBI	6
BB	3
SO	3
LOB	31



Batter	1	2	3	4	5	6	7	8	9	AB R H RBI BB SO LOB	TOP										
8 Russ Adams, L (1, 6) OBP: 0.348, SLG: 0.430	1-1 P6		1-0 L9		2-3 K			1-1 1B	1-0 G2-3	5 1 1 0 0 1 2	<p><b>Toronto Blue Jays @ New York Yankees</b>  <b>Yankee Stadium, Bronx, NY</b>            Tue Aug 23 2005, 7:05 PM EDT            Att. 50,528 - Cloudy - 82 F</p>										
3 Reed Johnson, R (1, 7) OBP: 0.335, SLG: 0.436	3-3 K			2-2 G5-3	1-3 K			0-0 B3	0-2 1B	5 0 1 1 0 2 2											
10 Vernon Wells, R (1, 8) OBP: 0.325, SLG: 0.495	1-0 1B			3-2 HR		1-1 P2		2-1 1B	0-1 G1-3	5 1 3 1 0 0 1											
Shea Hillenbrand, R (1, 3) OBP: 0.352, SLG: 0.467	3-2 G1-3			1-0 F7		1-2 G2-3		1-1 1B		4 0 1 1 0 0 1											
2 Aaron Hill, R (1, 5) OBP: 0.354, SLG: 0.424		2-2 G6-3		0-1 9 1B 2B		3-1 G6-3		4-2 1B		3 1 1 0 1 0 0											
9 Gregg Zaun, S (1, 2) OBP: 0.363, SLG: 0.386		1-3 K		3-2 2-H 1B		2-1 2B		0-3 K		4 0 2 1 0 2 3											
15 Alex Rios, R (1, 9) OBP: 0.318, SLG: 0.408		0-0 G5-3		1 SAFE 2-0 F8		0-1 G6-3		1-0 F9		4 0 0 0 0 0 5											
Frank Menechino, R (1, 10) OBP: 0.361, SLG: 0.328 Eric Hinske, L (9, PH) OBP: 0.336, SLG: 0.426			3-1 P5		3-2 P5		3-1 P4		0-0 F9	3 0 0 0 0 0 1 1 0 0 0 0 0 0											
Orlando Hudson, S (1, 4) OBP: 0.324, SLG: 0.421			3-1 F8		4-2 BB		3-3 K		0-0 8 3 1B 1B	3 1 1 0 1 1 1											
<b>Inning Stats</b>	R: 0 E: 0 K: 1 S: 13	H: 1 LOB: 1 BB: 0 P: 21	R: 0 E: 0 K: 1 S: 7	H: 0 LOB: 0 BB: 0 P: 10	R: 0 E: 0 K: 0 S: 5	H: 0 LOB: 0 BB: 0 P: 12	R: 2 E: 0 K: 0 S: 13	H: 3 LOB: 1 BB: 0 P: 24	R: 0 E: 0 K: 2 S: 13	H: 0 LOB: 1 BB: 1 P: 22		R: 0 E: 0 K: 1 S: 9	H: 1 LOB: 1 BB: 0 P: 17	R: 1 E: 0 K: 1 S: 14	H: 3 LOB: 3 BB: 1 P: 23	R: 1 E: 0 K: 0 S: 8	H: 2 LOB: 1 BB: 0 P: 9	1B: 7 2B: 2 3B: 0 HR: 1	SF: 0 SAC: 0 DP: 0 HBP: 0	WP: 0 PB: 0 SB: 0 CS: 0	PA: 39
<b>PITCHER</b>	IP WLS BF H R ER SO BB IBB HBP BLK WP HR S P ERA WHIP																				
Al Leiter, L (1, 1) ERA: 5.96	7.0	28	6	3	3	5	1	0	0	0	0	1	69	121	3.86	1.000					
Tanyon Sturtze, R (8, 1) ERA: 4.12	1.0	6	2	0	0	1	1	0	0	0	0	0	12	20	0.00	3.000					
42 Mariano Rivera, R (9, 1) ERA: 1.52	1.0	W 5	2	1	1	0	0	0	0	0	0	0	8	9	9.00	2.000					

livebaseballscorecards.com

AB	37
R	4
H	10
RBI	4
BB	2
SO	6
LOB	16



BOTTOM

Toronto Blue Jays @ New York Yankees  
Yankee Stadium, Bronx, NY  
Tue Aug 23 2005, 7:05 PM EDT  
Att. 50,528 - Cloudy - 82 F

livebaseballscorecards.com

AB	31
R	5
H	9
RBI	5
BB	4
SO	6
LOB	11



WP:	0	PA:	38
PB:	0		
SB:	0		
CS:	0		

AB R H RBI BB SO LOB

4	0	2	0	1	2	2
3	0	1	2	0	1	1
1	0	1	1	0	0	0
4	0	0	0	0	0	4
4	0	0	0	0	1	3
4	2	2	1	0	0	0
4	0	1	0	0	1	0
2	1	0	1	1	0	0
2	1	1	0	1	0	0
1	1	0	0	0	1	1
2	0	1	0	1	0	0

1B: 8 SF: 2  
2B: 0 SAC: 1  
3B: 0 DP: 1  
HR: 1 HBP: 0

Batter	1	2	3	4	5	6	7	8	9
2 Derek Jeter, R OBP: 0.383, SLG: 0.446 (1, 6)	1-0 FC5-4 1B		1-2 K			1-0 G5-4-3 1B		1-3 K	4-0 1B IBB
Bernie Williams, S OBP: 0.331, SLG: 0.381 Felix Escalona, R OBP: 0.333, SLG: 0.250 (1, 8) (9, 3)	2-3 K			0-0 G4-3		0-0 SF9		2-2 E 1B	0-2 1B
Gary Sheffield, R OBP: 0.385, SLG: 0.517 (1, 9)	1-2 F7			0-1 G5-3		0-0 G5-4-3		2-1 E4	
13 Alex Rodriguez, R OBP: 0.415, SLG: 0.598 (1, 5)	0-0 FC5-4			2-1 G1-3			0-1 F9	2-3 K	
55 Hideki Matsui, L OBP: 0.362, SLG: 0.496 (1, 7)		1-1 G6-3			0-1 L9		2-1 25 1B 20 SF7 1B		1-2 HR
25 Jason Giambi, L OBP: 0.439, SLG: 0.516 (1, 10)		1-3 K			1-2 F8		2-2 20 SF7 1B		2-2 G6-3
20 Jorge Posada, S OBP: 0.341, SLG: 0.411 (1, 2)		2-1 G4-3			1-2 G6-3		2-0 SF7		4-2 2 IBB 24 BB 1B BB
Tino Martinez, L OBP: 0.332, SLG: 0.461 Tony Womack, L OBP: 0.272, SLG: 0.275 (8, PR) (9, 8)			0-1 F7			0-0 2 1B 24 1B SF9 1B		4-2 24 SH5-4 1B BB	2-3 K
24 Robinson Canó, L OBP: 0.304, SLG: 0.413 (1, 4)			1-1 G1-3			0-0 SF9 2 1B 1B		3-1 SH5-4	4-1 1B 2 IBB BB

Inning Stats	R: 0	H: 1	E: 0	K: 1	S: 9	LOB: 1	BB: 0	P: 13	R: 0	H: 0	E: 0	K: 1	S: 8	LOB: 0	BB: 0	P: 12	R: 0	H: 0	E: 0	K: 1	S: 7	LOB: 0	BB: 0	P: 9	R: 0	H: 0	E: 0	K: 0	S: 5	LOB: 0	BB: 0	P: 7	R: 0	H: 0	E: 0	K: 0	S: 8	LOB: 0	BB: 0	P: 10	R: 1	H: 3	E: 0	K: 0	S: 5	LOB: 1	BB: 0	P: 6	R: 1	H: 2	E: 0	K: 0	S: 8	LOB: 1	BB: 0	P: 14	R: 1	H: 1	E: 1	K: 2	S: 17	LOB: 2	BB: 1	P: 31	R: 2	H: 2	E: 0	K: 1	S: 16	LOB: 3	BB: 3	P: 33	1B: 8	SF: 2	2B: 0	SAC: 1	3B: 0	DP: 1	HR: 1	HBP: 0	WP: 0	PA: 38
--------------	------	------	------	------	------	--------	-------	-------	------	------	------	------	------	--------	-------	-------	------	------	------	------	------	--------	-------	------	------	------	------	------	------	--------	-------	------	------	------	------	------	------	--------	-------	-------	------	------	------	------	------	--------	-------	------	------	------	------	------	------	--------	-------	-------	------	------	------	------	-------	--------	-------	-------	------	------	------	------	-------	--------	-------	-------	-------	-------	-------	--------	-------	-------	-------	--------	-------	--------

PITCHER	IP	WLS	BF	H	R	ER	SO	BB	IBB	HBP	BLK	WP	HR	S	P	ERA	WHIP
Josh Towers, R ERA: 4.05 (1, 1)	7.0		25	6	2	2	3	0	0	0	0	0	0	50	71	2.57	0.857
Scott Schoeneweis, L ERA: 4.19 (8, 1)	0.1	H	2	0	1	1	0	1	0	0	0	0	0	4	11	27.00	3.000
Justin Speier, R ERA: 2.03 (8, 1)	0.2	B	4	1	0	0	2	0	0	0	0	0	0	13	20	0.00	1.500
Miguel Batista, R ERA: 3.38 (9, 1)	0.2	L	7	2	2	2	1	2	1	0	0	0	1	16	33	27.00	6.000

Batter	1	2	3	4	5	6	7	8	9	AB R H RBI BB SO LOB	TOP	
8 Russ Adams, L (1, 6) OBP: 0.348, SLG: 0.431	0-0 F9			1-0 P4	2-2 1B 10 HR 2B	4-1 FC3-6 BB		0-0 F7		4 1 1 2 1 0 1		
Frank Catalanotto, L (1, 7) OBP: 0.356, SLG: 0.424 15 Alex Rios, R (8, 9) OBP: 0.317, SLG: 0.407	0-2 10 L4 2B			0-1 F7	0-1 10 HR 1B	0-0 FC3-6		2-1 F8		4 1 2 1 0 0 2 1 0 0 0 0 0 0		
10 Vernon Wells, R (1, 8) OBP: 0.326, SLG: 0.500	2-2 L4			1-1 F8	0-0 1-H 3-H HR	3-2 L8		3-2 47 1B 1B		5 1 2 3 0 0 3		
Shea Hillenbrand, R (1, 3) OBP: 0.351, SLG: 0.466			0-3 K				0-3 K		1-2 F9	5 1 1 0 0 3 1		
47 Corey Koskie, L (1, 5) OBP: 0.319, SLG: 0.397			1-2 F7				4-2 9 L3 BB		2-2 1-3 1B	3 1 2 1 2 0 0		
9 Gregg Zaun, S (1, 2) OBP: 0.360, SLG: 0.384			3-3 K				2-0 L3		0-0 P4	5 1 1 0 0 1 4		
3 Reed Johnson, R (1, 9) OBP: 0.334, SLG: 0.434 (8, 7)			1-2 G5-3					0-0 G1-3		4 1 1 0 0 0 1		
Eric Hinske, L (1, 10) OBP: 0.340, SLG: 0.433			2-3 K				2-2 FC3-6 8 BB 1B		2-2 3B	3 1 2 1 0 1 0		
Orlando Hudson, S (1, 4) OBP: 0.323, SLG: 0.418			3-2 F8				4-2 8 2B 1B BB		0-2 G1-6-3	3 1 0 1 1 0 2		
<b>Inning Stats</b>	R: 0 E: 0 K: 0 S: 7 H: 1 LOB: 0 BB: 0 P: 9	R: 0 E: 0 K: 2 S: 12 H: 0 LOB: 0 BB: 0 P: 16	R: 0 E: 0 K: 1 S: 10 H: 0 LOB: 0 BB: 0 P: 16	R: 0 E: 0 K: 0 S: 5 H: 0 LOB: 0 BB: 0 P: 7	R: 9 E: 0 K: 1 S: 28 H: 7 LOB: 1 BB: 2 P: 50	R: 0 E: 0 K: 0 S: 10 H: 1 LOB: 2 BB: 1 P: 21	R: 0 E: 0 K: 1 S: 8 H: 0 LOB: 0 BB: 1 P: 14	R: 0 E: 0 K: 0 S: 8 H: 1 LOB: 1 BB: 0 P: 10	R: 0 E: 0 K: 0 S: 13 H: 2 LOB: 2 BB: 0 P: 21	1B: 7 2B: 5 3B: 1 HR: 1 SF: 0 SAC: 0 DP: 2 HBP: 1	WP: 0 PB: 0 SB: 0 CS: 0 PA: 42	
<b>PITCHER</b>	IP WLS BF H R ER SO BB IBB HBP BLK WP HR S P ERA WHIP											
35 Mike Mussina, R (1, 1) ERA: 4.21	4.1 L 21 6 8 8 4 2 0 1 0 0 0 1 52 81 16.61 1.846											
Felix Rodriguez, R (5, 1) ERA: 4.56	1.2 9 3 1 1 0 1 0 0 0 0 0 20 38 5.40 2.400											
Scott Proctor, R (7, 1) ERA: 4.5	2.0 7 1 0 0 1 1 0 0 0 0 0 16 24 0.00 1.000											
Alan Embree, L (9, 1) ERA: 7.35	1.0 5 2 0 0 0 0 0 0 0 0 0 13 21 0.00 2.000											

Toronto Blue Jays @ New York Yankees  
 Yankee Stadium, Bronx, NY  
 Wed Aug 24 2005, 7:05 PM EDT  
 Att. 54,705 - Clear - 76 F

livebaseballscorecards.com

AB	37
R	9
H	12
RBI	9
BB	4
SO	5
LOB	14



BOTTOM

Toronto Blue Jays @ New York Yankees  
Yankee Stadium, Bronx, NY  
Wed Aug 24 2005, 7:05 PM EDT  
Att. 54,705 - Clear - 76 F

livebaseballscorecards.com

AB 39  
R 5  
H 13  
RBI 5  
BB 2  
SO 11  
LOB 19



WP: 0 PA: 41  
PB: 0  
SB: 0  
CS: 0

AB R H RBI BB SO LOB

4 1 2 0 1 2 2

4 0 3 2 1 0 1

3 0 0 0 0 1 5

2 1 2 0 0 0 0

3 0 1 0 0 2 1

1 0 0 0 0 1 2

1 0 0 0 0 1 2

5 0 1 0 0 2 3

4 0 1 0 0 1 2

3 0 0 0 0 1 2

1 0 0 0 0 0 1

4 1 1 0 0 0 0

4 1 1 0 0 1 0

1B: 10 SF: 0  
2B: 2 SAC: 0  
3B: 0 DP: 1  
HR: 1 HBP: 0

Batter	1	2	3	4	5	6	7	8	9
2 Derek Jeter, R OBP: 0.385, SLG: 0.446 (1, 6)	1-3 K		4-2 55 1B BB		0-0 55 BB 1B		1-3 K		3-2 1B HR 1B
55 Hideki Matsui, L OBP: 0.366, SLG: 0.500 (1, 7)	1-2 G1-3 1B		2-0 SAFE 1B		4-2 1-2 BB		2-0 1B 1-H 2-H 2B		0-0 F8
Gary Sheffield, R OBP: 0.383, SLG: 0.514 (1, 9) Bubba Crosby, L OBP: 0.267, SLG: 0.214 (7, 9)	2-1 G1-3		2-2 P5		2-3 K		0-1 2-3 1B		0-1 1-2 HR 1B
13 Alex Rodriguez, R OBP: 0.414, SLG: 0.599 (1, 5) Felix Escalona, R OBP: 0.300, SLG: 0.222 (7, 5) Bernie Williams, S OBP: 0.333, SLG: 0.391 (9, PH)	1-3 K		2-2 2B		2-3 K		0-3 K		3-2 1-H 2-H HR
25 Jason Giambi, L OBP: 0.436, SLG: 0.511 (1, 10)		1-1 F8		0-3 K		1-2 1B		3-3 K	3-2 L9
Tino Martinez, L OBP: 0.331, SLG: 0.458 (1, 3)		1-1 L4		3-3 K		0-0 P2		2-1 G6-4-3 1B	
20 Jorge Posada, S OBP: 0.339, SLG: 0.408 (1, 2) John Flaherty, R OBP: 0.210, SLG: 0.242 (7, 2)		3-2 F9		2-3 K		3-2 G3		1-0 G6-4-3 1-2f	
24 Robinson Canó, L OBP: 0.303, SLG: 0.411 (1, 4)		1-0 G3-1		0-2 G3		0-1 55 2B 1B 1B		2-0 F7	
Tony Womack, L OBP: 0.271, SLG: 0.275 (1, 8)		0-1 P6		2-2 G4-3		0-0 55 2B 1B		1-3 K	

Inning Stats	R: 0	H: 1	E: 0	K: 2	S: 11	LOB: 1	BB: 0	P: 16
	R: 0	H: 0	E: 0	K: 0	S: 7	LOB: 0	BB: 0	P: 12
	R: 0	H: 1	E: 0	K: 0	S: 10	LOB: 2	BB: 1	P: 19
	R: 0	H: 1	E: 0	K: 3	S: 14	LOB: 1	BB: 0	P: 21
	R: 0	H: 1	E: 0	K: 1	S: 14	LOB: 2	BB: 1	P: 22
	R: 0	H: 1	E: 0	K: 1	S: 10	LOB: 1	BB: 0	P: 16
	R: 2	H: 4	E: 0	K: 3	S: 15	LOB: 2	BB: 0	P: 21
	R: 0	H: 1	E: 0	K: 0	S: 4	LOB: 0	BB: 0	P: 9
	R: 3	H: 3	E: 0	K: 1	S: 16	LOB: 0	BB: 0	P: 23

PITCHER	IP	WLS	BF	H	R	ER	SO	BB	IBB	HBP	BLK	WP	HR	S	P	ERA	WHIP
Dave Bush, R ERA: 4.44 (1, 1)	6.0	W	25	5	0	0	7	2	0	0	0	0	0	66	106	0.00	1.167
54 Jason Frasor, R ERA: 4.03 (7, 1)	2.0		10	5	2	2	3	0	0	0	0	0	0	19	30	9.00	2.500
Vinnie Chulk, R ERA: 3.62 (9, 1)	1.0		6	3	3	3	1	0	0	0	0	0	1	16	23	27.00	3.000

Batter	1	2	3	4	5	6	7	8	9	AB R H RBI BB SO LOB	TOP											
8 Russ Adams, L (1, 6) OBP: 0.346, SLG: 0.426	3-2 G2-3		4-1 1B 47 BB BB	0-1 F8		2-3 K			1-2 G5-3	4 1 0 0 1 1 4												
Frank Catalanotto, L (1, 7) OBP: 0.357, SLG: 0.422	3-1 G4-3		3-2 47 BB HBP 1B		4-2 10 FC5-4 BB	1-1 F9			0-0 G4-3	4 0 1 0 1 0 3												
10 Vernon Wells, R (1, 8) OBP: 0.325, SLG: 0.498	0-1 1B		0-3 K		0-0 FC5-4				0-2 F9	4 0 1 0 0 1 3												
Shea Hillenbrand, R (1, 3) OBP: 0.350, SLG: 0.463	2-0 F8		3-1 47 BB HBP		1-0 F7				1-0 F9	3 0 0 0 0 0 2												
47 Corey Koskie, L (1, 5) OBP: 0.321, SLG: 0.400		1-1 9 G4-3 3 G1-6-3 2B	4-0 1-2 2-3 3-H BB		1-1 F7				3-3 K	3 1 1 1 1 1 1												
9 Gregg Zaun, S (1, 2) OBP: 0.359, SLG: 0.380	1-0 G4-3		2-3 K			4-0 1B 1B BB			0-1 G3	3 0 0 0 1 1 4												
3 Reed Johnson, R (1, 9) OBP: 0.333, SLG: 0.430		1-2 G1-6-3		2-0 G4-6-3 HBP		0-3 K			2-3 K	3 0 0 1 0 2 1												
Eric Hinske, L (1, 10) OBP: 0.340, SLG: 0.431		3-H 1-3 K		1-0 SAFE SAFE G4-6-3		2-0 1B 1B			3-2 F9	4 0 1 0 0 1 1												
Orlando Hudson, S (1, 4) OBP: 0.325, SLG: 0.419			1-1 G5-3		1-0 1B	1-2 2-3 1B			2-1 G2-3	4 0 2 0 0 0 0												
<b>Inning Stats</b>	R: 0 E: 0 K: 0 S: 9	H: 1 LOB: 1 BB: 0 P: 17	R: 1 E: 0 K: 1 S: 11	H: 1 LOB: 0 BB: 0 P: 15	R: 1 E: 0 K: 2 S: 13	H: 1 LOB: 3 BB: 2 P: 30	R: 0 E: 0 K: 0 S: 4	H: 1 LOB: 1 BB: 0 P: 8	R: 0 E: 0 K: 0 S: 6	H: 0 LOB: 1 BB: 1 P: 12	R: 0 E: 0 K: 2 S: 16	H: 2 LOB: 3 BB: 1 P: 26	R: 0 E: 0 K: 1 S: 7	H: 0 LOB: 0 BB: 0 P: 11	R: 0 E: 0 K: 1 S: 8	H: 0 LOB: 0 BB: 0 P: 13	R: 0 E: 0 K: 0 S: 6	H: 0 LOB: 0 BB: 0 P: 9	1B: 5 2B: 1 3B: 0 HR: 0	SF: 0 SAC: 0 DP: 1 HBP: 2	WP: 0 PB: 0 SB: 0 CS: 0	PA: 38
<b>PITCHER</b>	IP WLS BF H R ER SO BB IBB HBP BLK WP HR S P ERA WHIP																					
Shawn Chacon, R (1, 1) ERA: 3.28	7.0 W 32 6 2 2 6 4 0 2 0 0 0 0 66 119 2.57 1.429																					
Tom Gordon, R (8, 1) ERA: 2.67	1.0 3 0 0 0 1 0 0 0 0 0 0 0 8 13 0.00 0.000																					
42 Mariano Rivera, R (9, 1) ERA: 1.49	1.0 3 0 0 0 0 0 0 0 0 0 0 0 6 9 0.00 0.000																					

Toronto Blue Jays @ New York Yankees  
 Yankee Stadium, Bronx, NY  
 Thu Aug 25 2005, 1:05 PM EDT  
 Att. 54,329 - Partly Cloudy - 76 F

livebaseballscorecards.com

AB	32
R	2
H	6
RBI	2
BB	4
SO	7
LOB	19



Batter	1	2	3	4	5	6	7	8	9
<b>2 Derek Jeter, R</b> OBP: 0.387, SLG: 0.452 (1, 6)	1-0 55 1B HR	2-2 55 FC4-6 1B		1-2 FC1-5-2 2-3 3-H K		2-1 55 1B 3B		2-1 G6-3	
<b>55 Hideki Matsui, L</b> OBP: 0.367, SLG: 0.500 (1, 7)	0-0 HR 1B	1-1 FC4-6 1-2f 1B				0-0 3-H 1B			
<b>Gary Sheffield, R</b> OBP: 0.382, SLG: 0.518 (1, 9)	0-1 1-H 2-H HR	3-2 P3			0-1 F8	1-3 K			
<b>13 Alex Rodriguez, R</b> OBP: 0.413, SLG: 0.602 (1, 5)	2-1 HR		3-3 K		0-0 F9		2-3 K		
<b>25 Jason Giambi, L</b> OBP: 0.434, SLG: 0.506 (1, 10)	2-1 G5-3		3-3 K		4-1 BB		3-2 G3		
<b>Bernie Williams, S</b> OBP: 0.329, SLG: 0.386 (1, 8)	2-2 G3-1		1-3 K		0-0 F8		1-3 K2-3		
<b>Bubba Crosby, L</b> OBP: 0.267, SLG: 0.214 (9, 8)									
<b>20 Jorge Posada, S</b> OBP: 0.345, SLG: 0.415 (1, 2)	4-2 BB			2-2 SH2-4 2 FC1-5-2 1B		1-1 2 3B 2B		1-1 L3 1B	
<b>Tino Martinez, L</b> OBP: 0.330, SLG: 0.453 (1, 3)	0-2 G4-3			4-0 2 FC1-5-2 SH2-4 1-2 BB		0-0 F8		1-1 L3	
<b>Felix Escalona, R</b> OBP: 0.308, SLG: 0.333 (1, 4)				0-1 SH2-4 1-2 2-3		3-2 P4		2-2 2B	

Inning Stats	R: 4	H: 4	E: 0	LOB: 1	K: 0	S: 16	P: 27	R: 0	H: 1	E: 0	LOB: 1	K: 1	S: 15	P: 22	R: 0	H: 0	E: 0	LOB: 0	K: 3	S: 10	P: 17	R: 0	H: 1	E: 0	LOB: 2	K: 1	S: 13	P: 22	R: 0	H: 0	E: 0	LOB: 1	K: 0	S: 5	P: 9	R: 2	H: 3	E: 0	LOB: 1	K: 1	S: 13	P: 20	R: 0	H: 0	E: 0	LOB: 0	K: 2	S: 9	P: 15	R: 0	H: 2	E: 0	LOB: 1	K: 0	S: 9	P: 15
<b>39 Gustavo Chacin, L</b> ERA: 3.62 (1, 1)	5.2	WLS	L	BF	29	H	9	R	6	ER	6	SO	5	BB	3	IBB	0	HBP	0	BLK	0	WP	0	HR	2	S	68	P	112	ERA	9.53	WHIP	2.118																							
<b>Pete Walker, R</b> ERA: 3.03 (6, 1)	2.1	WLS	L	BF	8	H	2	R	0	ER	0	SO	3	BB	0	IBB	0	HBP	0	BLK	0	WP	0	HR	0	S	22	P	35	ERA	0.00	WHIP	0.857																							

**BOTTOM**

AB	R	H	RBI	BB	SO	LOB
5	2	3	1	0	0	3
4	1	2	1	0	1	3
4	1	1	3	0	1	2
4	1	1	1	0	2	0
3	0	0	0	1	1	0
4	0	0	0	0	2	1
0	0	0	0	0	0	0
3	1	3	0	1	0	0
3	0	0	0	1	0	3
3	0	1	0	0	1	1

**AB 33**  
**R 6**  
**H 11**  
**RBI 6**  
**BB 3**  
**SO 8**  
**LOB 13**



**Toronto Blue Jays @ New York Yankees**  
**Yankee Stadium, Bronx, NY**  
 Thu Aug 25 2005, 1:05 PM EDT  
 Att. 54,329 - Partly Cloudy - 76 F

WP: 0 PA: 37  
 PB: 0  
 SB: 0  
 CS: 0

IP WLS BF H R ER SO BB IBB HBP BLK WP HR S P ERA WHIP

Batter	1		2		3		4		5		6		7		8		9		AB	R	H	RBI	BB	SO	LOB	TOP						
<b>24 Grady Sizemore, L</b> OBP: 0.347, SLG: 0.476 (1, 8)	1-2 WP 48 S G1-3 1B		0-1 WP 2 S G1-3 1B				0-0 L9						1-2 G4-3				2-3 K		5	1	2	0	0	1	0							
<b>Coco Crisp, S</b> OBP: 0.343, SLG: 0.446 (1, 7)	0-1 G1-3		3-2 SAFE F7				3-3 K						2-2 G6-3				1-0 48 HR G5-3 1B		5	1	1	0	0	1	2							
<b>2 Jhonny Peralta, R</b> OBP: 0.360, SLG: 0.545 (1, 6)	3-3 K		2-2 G5-3										1-1 G1-3				2-2 SAFE SAFE SAFE SAFE SAFE SAFE 1-2 G5-3		5	0	1	0	0	1	3							
<b>48 Travis Hafner, L</b> OBP: 0.416, SLG: 0.589 (1, 10)	3-2 HR						1-1 F7						2-3 K				1-0 2-H HR		5	2	2	3	0	1	1							
<b>41 Victor Martinez, S</b> OBP: 0.365, SLG: 0.474 (1, 2)	0-0 WP 1B 2B						1-0 HR						2-1 G3				0-0 G4-3 SH1-3 1B 1B		5	4	4	1	0	0	0							
<b>Ronnie Belliard, R</b> OBP: 0.326, SLG: 0.436 (1, 4)	4-2 1B 2-3 BB						0-0 1B						0-1 SH1-4 E 1B				0-0 SH1-3		3	1	3	2	1	0	0							
<b>Ben Broussard, L</b> OBP: 0.315, SLG: 0.441 (1, 3)	1-0 FC5-4 1B						0-3 K						1-1 SAFE FC4 SH1-4				2-2 G4-3		5	0	1	1	0	2	3	AB 40						
<b>Aaron Boone, R</b> OBP: 0.299, SLG: 0.370 (1, 5)	1-0 FC5-4						0-3 K						1-0 SH1-4				1-2 2-3 SH1-4		3	0	1	1	0	1	3	R 9						
<b>Casey Blake, R</b> OBP: 0.308, SLG: 0.421 (1, 9)							1-1 F8						2-3 K				1-2 3-H P3		4	0	0	0	0	2	3	H 15						
<b>Inning Stats</b>	R: 3 E: 0 K: 1 S: 20	H: 4 LOB: 2 BB: 1 P: 33	R: 0 E: 0 K: 1 S: 11	H: 1 LOB: 1 BB: 0 P: 16	R: 1 E: 0 K: 2 S: 10	H: 2 LOB: 1 BB: 0 P: 12	R: 0 E: 0 K: 1 S: 6	H: 0 LOB: 0 BB: 0 P: 10	R: 0 E: 0 K: 1 S: 7	H: 0 LOB: 0 BB: 0 P: 12	R: 0 E: 1 K: 1 S: 8	H: 1 LOB: 1 BB: 0 P: 12	R: 0 E: 0 K: 0 S: 11	H: 1 LOB: 1 BB: 0 P: 16	R: 1 E: 0 K: 0 S: 11	H: 2 LOB: 1 BB: 0 P: 15	R: 4 E: 0 K: 2 S: 19	H: 4 LOB: 0 BB: 0 P: 30	1B: 10 2B: 1 3B: 0 HR: 4	SF: 0 SAC: 2 DP: 0 HBP: 0	WP: 3 PB: 0 SB: 2 CS: 0	PA: 43										
<b>40 Dustin McGowan, R</b> ERA: 8.38 (1, 1)	5.0 L	25 8	4 4	0 4	6 6	1 0	0 0	0 0	0 0	3 2	58 88	7.20 1.800																				
<b>Vinnie Chulk, R</b> ERA: 3.56 (6, 1)	1.0	2	0	0	1	0	0	0	0	0	4	7	0.00																			
<b>Scott Schoeneweis, L</b> ERA: 4.09 (7, 1)	1.0	4	1	0	0	0	0	0	0	0	11	16	0.00																			
<b>Justin Speier, R</b> ERA: 2.77 (8, 1)	2.0	12	6	5	2	0	0	0	0	0	2	30	22.50																			
<b>PITCHER</b>	IP	WLS	BF	H	R	ER	SO	BB	IBB	HBP	BLK	WP	HR	S	P	ERA	WHIP															

**Cleveland Indians @ Toronto Blue Jays**  
Rogers Centre, Toronto, ON

Fri Aug 26 2005, 7:07 PM EDT  
Att. 24,649 - Clear - 79 F

AB	40
R	9
H	15
RBI	8
BB	1
SO	9
LOB	15



[livebaseballscorecards.com](http://livebaseballscorecards.com)



Batter	1	2	3	4	5	6	7	8	9	AB	R	H	RBI	BB	SO	LOB
3 Reed Johnson, R OBP: 0.336, SLG: 0.435 Frank Catalanotto, L OBP: 0.358, SLG: 0.425	0-2 F9 15 G6-3 2B		0-0 G6-3		1-1 15 2B 1B		1-0 F8		1-2 2B	3	2	2	0	0	0	0
15 Alex Rios, R OBP: 0.316, SLG: 0.407	0-0 F9 2-3		2-2 G5-3		0-1 10 S 1-H 2B		1-2 G3		0-2 F9	5	0	1	1	0	0	2
10 Vernon Wells, R OBP: 0.325, SLG: 0.495	3-1 G6-3 3-H		2-1 L6		4-1 47 BB 2-3 BB		1-1 P3			3	0	0	1	1	0	0
Shea Hillenbrand, R OBP: 0.348, SLG: 0.459	1-3 K2-3			0-1 P6	2-3 K			2-1 F8		4	0	0	0	0	2	2
47 Corey Koskie, L OBP: 0.331, SLG: 0.405		2-2 2 2B FC1-2 1B		4-2 2 G5-3 1B BB	4-0 1-2 BB		1-1 2 FC5-4 1B			2	1	2	0	2	0	0
2 Aaron Hill, R OBP: 0.353, SLG: 0.425		0-0 FC1-2 1-3 2B		3-2 G5-3 1-2	2-3 K		1-1 FC5-4 1-2f			4	0	1	0	0	1	5
Frank Menechino, R OBP: 0.358, SLG: 0.325		0-3 K		1-1 2-H 1B		2-3 K		1-3 K		4	0	1	1	0	3	3
Orlando Hudson, S OBP: 0.322, SLG: 0.415		0-0 FC1-2 2-3 3-H		2-0 F9		1-3 K			1-3 K	4	0	0	0	0	2	3
Guillermo Quiroz, R		2-3 K			1-1 F9	2-1 F8			0-1 G5-3	4	0	0	0	0	1	2

Inning Stats	R: 1	H: 1	E: 0	K: 1	S: 10	LOB: 0	BB: 0	P: 14	R: 0	H: 2	E: 0	K: 2	S: 11	LOB: 2	BB: 0	P: 15	R: 0	H: 0	E: 0	K: 0	S: 6	LOB: 0	BB: 0	P: 10	R: 1	H: 1	E: 0	K: 0	S: 12	LOB: 1	BB: 1	P: 22	R: 1	H: 2	E: 0	K: 2	S: 15	LOB: 3	BB: 2	P: 29	R: 0	H: 0	E: 0	K: 0	S: 8	LOB: 0	BB: 0	P: 13	R: 0	H: 0	E: 0	K: 0	S: 7	LOB: 0	BB: 0	P: 10	R: 0	H: 1	E: 0	K: 1	S: 10	LOB: 1	BB: 0	P: 15	R: 0	H: 1	E: 0	K: 1	S: 12	LOB: 1	BB: 0	P: 14	1B: 4	SF: 0	2B: 4	SAC: 0	3B: 0	DP: 0	HR: 0	HBP: 0	WP: 0	PA: 38
--------------	------	------	------	------	-------	--------	-------	-------	------	------	------	------	-------	--------	-------	-------	------	------	------	------	------	--------	-------	-------	------	------	------	------	-------	--------	-------	-------	------	------	------	------	-------	--------	-------	-------	------	------	------	------	------	--------	-------	-------	------	------	------	------	------	--------	-------	-------	------	------	------	------	-------	--------	-------	-------	------	------	------	------	-------	--------	-------	-------	-------	-------	-------	--------	-------	-------	-------	--------	-------	--------

PITCHER	IP	WLS	BF	H	R	ER	SO	BB	IBB	HBP	BLK	WP	HR	S	P	ERA	WHIP
CC Sabathia, L ERA: 4.75	(1, 1)	6.0	W	27	6	3	3	7	3	0	0	0	0	62	103	4.50	1.500
Bob Howry, R ERA: 2.87	(7, 1)	2.0	H	7	1	0	0	1	0	0	0	0	0	17	25	0.00	0.500
David Riske, R ERA: 2.87	(9, 1)	1.0		4	1	0	0	1	0	0	0	0	0	12	14	0.00	1.000

BOTTOM

Cleveland Indians @ Toronto Blue Jays  
Rogers Centre, Toronto, ON  
Fri Aug 26 2005, 7:07 PM EDT  
Att. 24,649 - Clear - 79 F

livebaseballscores.com

AB	35
R	3
H	8
RBI	3
BB	3
SO	9
LOB	17







Batter	1	2	3	4	5	6	7	8	9	AB R H RBI BB SO LOB	TOP		
24 Grady Sizemore, L (1, 8) OBP: 0.344, SLG: 0.473	3-2 X SH1 48 PO 2B		0-1 P6		2-2 F7			0-1 G4-3		4 0 1 0 0 0 1			
Coco Crisp, S (1, 7) OBP: 0.341, SLG: 0.440	2-1 SH1		1-3 K2-3		2-1 G3-1			1-1 P4		3 0 0 0 0 1 1			
2 Jhonny Peralta, R (1, 6) OBP: 0.358, SLG: 0.540	0-0 G5-3			2-2 48 E 2B			0-1 F7	1-3 K		4 1 1 0 0 1 1			
48 Travis Hafner, L (1, 10) OBP: 0.413, SLG: 0.583	1-2 PO	1-0 F7		0-0 41 G4-3 2B			3-3 K	3-2 G2-3		4 1 1 1 0 1 0			
41 Victor Martinez, S (1, 2)			4-1 BB	1-1 G4-3			1-1 G4-3	2-2 F7		3 0 0 1 1 0 0			
Ronnie Belliard, R (1, 4) OBP: 0.325, SLG: 0.433			1-3 K	0-3 K			1-1 L9	0-0 1B		4 0 1 0 0 2 1			
Ben Broussard, L (1, 3) OBP: 0.311, SLG: 0.434			1-2 G3-1	0-0 G1-3			0-0 G4-3	0-0 L7		4 0 0 0 0 0 2			
Aaron Boone, R (1, 5) OBP: 0.301, SLG: 0.379			2-1 P5		1-2 E3		2-2 HR			3 1 1 1 0 0 0			
Casey Blake, R (1, 9) OBP: 0.308, SLG: 0.428			1-2 HR		0-1 P4		1-1 G5-3			3 1 1 1 0 0 1			
<b>Inning Stats</b>	R: 0 H: 1 E: 0 LOB: 0 K: 0 BB: 0 S: 12 P: 18	R: 0 H: 0 E: 0 LOB: 1 K: 1 BB: 1 S: 8 P: 15	R: 1 H: 1 E: 0 LOB: 0 K: 1 BB: 0 S: 10 P: 14	R: 2 H: 2 E: 1 LOB: 0 K: 1 BB: 0 S: 11 P: 14	R: 0 H: 0 E: 1 LOB: 1 K: 0 BB: 0 S: 11 P: 16	R: 0 H: 0 E: 0 LOB: 0 K: 1 BB: 0 S: 8 P: 12	R: 1 H: 1 E: 0 LOB: 0 K: 0 BB: 0 S: 8 P: 12	R: 0 H: 0 E: 0 LOB: 0 K: 1 BB: 0 S: 7 P: 9	R: 0 H: 1 E: 0 LOB: 1 K: 0 BB: 0 S: 8 P: 13	1B: 1 SF: 0 2B: 3 SAC: 1 3B: 0 DP: 0 HR: 2 HBP: 0	WP: 0 PA: 35 PB: 0 SB: 1 CS: 0		
<b>PITCHER</b>	IP WLS BF H R ER SO BB IBB HBP BLK WP HR S P ERA WHIP											<b>PITCHER</b>	IP WLS BF H R ER SO BB IBB HBP BLK WP HR S P ERA WHIP
Josh Towers, R (1, 1) ERA: 4.04	7.0 L 27 5 4 3 4 1 0 0 0 0 0 2 68 101 3.86 0.857												
Scott Schoeneweis, L (8, 1) ERA: 3.97	1.0 3 0 0 0 1 0 0 0 0 0 0 0 7 9 0.00 0.000												
22 Brandon League, R (9, 1) ERA: 8.34	1.0 4 1 0 0 0 0 0 0 0 0 0 0 8 13 0.00 1.000												

Cleveland Indians @ Toronto Blue Jays  
Rogers Centre, Toronto, ON  
Sun Aug 28 2005, 12:37 PM EDT  
Att. 31,785 - Sunny - 77 F

livebaseballscorecards.com

AB	32
R	4
H	6
RBI	4
BB	1
SO	5
LOB	7





Batter	1	2	3	4	5	6	7	8	9	AB R H RBI BB SO LOB	TOP											
1 Brian Roberts, S (1, 4) OBP: 0.387, SLG: 0.517	1-0 HR		0-1 G1-3		0-1 6 1B			4-2 10 1B BB		3 2 2 1 1 0 0												
6 Melvin Mora, R (1, 5) OBP: 0.342, SLG: 0.458	1-3 K		0-1 1B		1-2 10 FC6-4 1B			0-3 SAFE K		4 0 2 1 0 2 1												
10 Miguel Tejada, R (1, 6) OBP: 0.357, SLG: 0.547	0-0 2B		0-1 SAFE F7		0-0 FC6-4 1-2f			0-0 1-2 1B		4 0 2 0 0 0 2												
Rafael Palmeiro, L (1, 10) OBP: 0.339, SLG: 0.447	3-3 K			2-2 P1		1-0 L3		1-3 K		4 0 0 0 0 2 3												
Javy Lopez, R (1, 2) OBP: 0.328, SLG: 0.481	3-3 SAFE K			0-0 FC4-6 1B		1-0 31 G4-6-3 1B		3-2 G5-3		4 0 2 0 0 1 3												
31 Jay Gibbons, L (1, 3) OBP: 0.291, SLG: 0.479		0-0 G3		1-3 K		1-1 G4-6-3 1-2f		2-3 K		4 0 0 0 0 2 2												
B.J. Surhoff, L (1, 7) OBP: 0.276, SLG: 0.369		3-2 G5-3		2-1 FC4-6 1-2f		3-1 F8		2-2 F8		4 0 0 0 0 0 1												
Luis Matos, R (1, 8) OBP: 0.351, SLG: 0.389		0-2 G1-3		3-2 G6-3		1-3 K		1-0 G5-3		4 0 0 0 0 1 0												
David Newhan, L (1, 9) OBP: 0.269, SLG: 0.325			0-2 L6		0-3 K		2-3 K			3 0 0 0 0 2 0												
<b>Inning Stats</b>	R: 1 E: 0 K: 3 S: 11	H: 2 LOB: 1 BB: 0 P: 19	R: 0 E: 0 K: 0 S: 9	H: 0 LOB: 0 BB: 0 P: 12	R: 0 E: 0 K: 0 S: 9	H: 1 LOB: 1 BB: 0 P: 9	R: 0 E: 0 K: 1 S: 11	H: 1 LOB: 1 BB: 0 P: 16	R: 1 E: 0 K: 1 S: 13	H: 2 LOB: 1 BB: 0 P: 17	R: 0 E: 0 K: 0 S: 4	H: 1 LOB: 0 BB: 0 P: 7	R: 0 E: 0 K: 2 S: 10	H: 0 LOB: 0 BB: 0 P: 16	R: 0 E: 0 K: 2 S: 12	H: 1 LOB: 2 BB: 1 P: 20	R: 0 E: 0 K: 1 S: 8	H: 0 LOB: 0 BB: 0 P: 13	1B: 5 2B: 2 3B: 0 HR: 1	SF: 0 SAC: 0 DP: 1 HBP: 0	WP: 0 PB: 0 SB: 0 CS: 0	PA: 35
<b>PITCHER</b>	IP WLS BF H R ER SO BB IBB HBP BLK WP HR S P ERA WHIP																					
Dave Bush, R (1, 1) ERA: 4.31	7.0 W 27 7 2 2 7 0 0 0 0 0 0 1 67 96 2.57 1.000																					
54 Jason Frasor, R (8, 1) ERA: 3.9	1.0 5 1 0 0 2 1 0 0 0 0 0 0 12 20 0.00 2.000																					
Justin Speier, R (9, 1) ERA: 2.72	1.0 3 0 0 0 1 0 0 0 0 0 0 0 8 13 0.00 0.000																					

Baltimore Orioles @ Toronto Blue Jays  
Rogers Centre, Toronto, ON  
Tue Aug 30 2005, 7:07 PM EDT  
Att. 25,311 - Roof Closed - 68 F

livebaseballscorecards.com

AB	34
R	2
H	8
RBI	2
BB	1
SO	10
LOB	12



Batter	1	2	3	4	5	6	7	8	9
<b>8 Russ Adams, L</b> OBP: 0.345, SLG: 0.420 (1, 6)	1-1 	2-1 <b>G5-3</b>		4-2 <b>BB</b>		0-1 <b>G1-3</b>		2-1 <b>G4-3</b>	
<b>Frank Catalanotto, L</b> OBP: 0.356, SLG: 0.427 (1, 7)	2-2 <b>G6-3</b>	2-1 		0-3 <b>K</b>		1-1 <b>P4</b>		2-1 <b>G5-3</b>	
<b>15 Alex Rios, R</b> OBP: 0.314, SLG: 0.402 (6, 9)	1-2 	2-1 <b>2B</b>							
<b>10 Vernon Wells, R</b> OBP: 0.319, SLG: 0.485 (1, 8)	0-3 <b>K</b>	2-1 <b>F9</b>			0-2 <b>F8</b>		0-0 		
<b>47 Corey Koskie, L</b> OBP: 0.334, SLG: 0.412 (1, 5)	1-3 <b>K</b>		1-1 <b>G1-3</b>		3-2 		2-2 <b>G5-3</b>		
<b>Shea Hillenbrand, R</b> OBP: 0.348, SLG: 0.464 (1, 3)		1-0 	0-1 <b>G4-3</b>		3-2 		2-2 <b>P2</b>		
<b>Eric Hinske, L</b> OBP: 0.338, SLG: 0.427 (1, 10)		3-1 <b>F8</b>	0-0 <b>F7</b>		3-1 		1-1 <b>G4-3</b>		
<b>9 Gregg Zaun, S</b> OBP: 0.364, SLG: 0.385 (1, 2)		1-0 		1-1 		3-2 		4-0 <b>BB</b>	
<b>3 Reed Johnson, R</b> OBP: 0.334, SLG: 0.431 (1, 9) (6, 7)		0-1 		1-3 <b>K2-3</b>		2-2 <b>FC4-6</b>		1-2 <b>G1-3</b>	
<b>Orlando Hudson, S</b> OBP: 0.323, SLG: 0.418 (1, 4)		1-0 		3-2 <b>G6-3</b>		1-0 <b>G6-3</b>		3-1 <b>G4-3</b>	

Inning Stats	R: 0	H: 1	E: 0	LOB: 1	K: 2	BB: 0	S: 12	R: 4	H: 5	E: 0	LOB: 1	K: 0	BB: 0	S: 13	R: 0	H: 0	E: 0	LOB: 0	K: 0	BB: 0	S: 5	R: 0	H: 1	E: 0	LOB: 2	K: 2	BB: 1	S: 15	R: 3	H: 4	E: 0	LOB: 1	K: 0	BB: 0	S: 22	R: 0	H: 1	E: 0	LOB: 1	K: 0	BB: 0	S: 8	R: 0	H: 0	E: 0	LOB: 1	K: 0	BB: 1	S: 9	R: 0	H: 0	E: 0	LOB: 0	K: 0	BB: 0	S: 6
	1B: 6	SF: 0	2B: 5	SAC: 0	3B: 1	DP: 0	HR: 0	1B: 6	SF: 0	2B: 5	SAC: 0	3B: 1	DP: 0	HR: 0	1B: 6	SF: 0	2B: 5	SAC: 0	3B: 1	DP: 0	HR: 0	1B: 6	SF: 0	2B: 5	SAC: 0	3B: 1	DP: 0	HR: 0	1B: 6	SF: 0	2B: 5	SAC: 0	3B: 1	DP: 0	HR: 0	1B: 6	SF: 0	2B: 5	SAC: 0	3B: 1	DP: 0	HR: 0	1B: 6	SF: 0	2B: 5	SAC: 0	3B: 1	DP: 0	HR: 0	1B: 6	SF: 0	2B: 5	SAC: 0	3B: 1	DP: 0	HR: 0

PITCHER	IP	WLS	BF	H	R	ER	SO	BB	IBB	HBP	BLK	WP	HR	S	P	ERA	WHIP
<b>Rodrigo Lopez, R</b> ERA: 4.85 (1, 1)	4.2	L	26	11	7	7	4	1	0	0	0	1	0	66	106	13.50	2.571
<b>Eric DuBose, L</b> ERA: 7.31 (5, 1)	3.1		12	1	0	0	0	1	0	0	0	0	0	24	43	0.00	0.600

**BOTTOM**

**Baltimore Orioles @ Toronto Blue Jays**  
Rogers Centre, Toronto, ON

Tue Aug 30 2005, 7:07 PM EDT  
Att: 25,311 - Roof Closed - 68 F

AB R H RBI BB SO LOB

4	0	1	0	1	0	1
3	0	1	1	0	1	3
2	0	0	0	0	0	0
4	0	1	0	0	1	2
4	1	1	0	0	1	2
4	2	2	1	0	0	0
4	1	1	1	0	0	1
3	1	3	1	1	0	0
4	1	1	1	0	1	3
4	1	1	2	0	0	2

AB 36  
R 7  
H 12  
RBI 7  
BB 2  
SO 4  
LOB 14

WP: 1 PA: 38  
PB: 0  
SB: 1  
CS: 0

Batter	1	2	3	4	5	6	7	8	9	AB R H RBI BB SO LOB	TOP										
1 Brian Roberts, S OBP: 0.387, SLG: 0.515 (1, 4)	2-1 F8		0-2 10 HR 1B		0-0 F9		1-1 G6-3		4-2 BB	4 1 1 0 1 0 0											
6 Melvin Mora, R OBP: 0.339, SLG: 0.453 (1, 5)	1-3 K		1-0 F9		0-0 G5-3		1-1 G5-3	1-1 G5-3	2-2 F9	5 0 0 0 0 1 4											
10 Miguel Tejada, R OBP: 0.358, SLG: 0.552 (1, 6)	0-0 1B		2-1 HR		1-1 F8		2-0 G1-3			4 1 2 3 0 0 0											
Javy Lopez, R OBP: 0.327, SLG: 0.478 (1, 2)		1-3 K	0-1 P6		2-2 31 1B 1B		3-2 G6-3			4 0 1 0 0 1 0											
Sal Fasano, R OBP: 0.309, SLG: 0.450 (9, 2)										0 0 0 0 0 0 0											
31 Jay Gibbons, L OBP: 0.296, SLG: 0.490 (1, 9)		0-1 HR		2-3 K2-3		0-0 G6-4-3 1B		2-1 HR	2-1 HR	4 1 3 1 0 1 0											
David Newhan, L OBP: 0.269, SLG: 0.325 (9, PR)										0 1 0 0 0 0 0											
Alejandro Freire, R OBP: 0.367, SLG: 0.370 (1, 10)		1-0 G5-3		4-0 FC6-4 BB		2-1 G6-4-3		2-3 K	2-3 K	3 0 0 0 1 1 3											
Eric Byrnes, R OBP: 0.319, SLG: 0.415 (1, 7)		0-0 F7		3-1 F8		0-2 SH1-3 SF9 2B		0-0 HR	0-0 HR	4 2 2 2 0 0 1											
Luis Matos, R OBP: 0.348, SLG: 0.385 (1, 8)			1-3 K	0-1 FC6-4		0-1 SH1-3		0-3 K	0-3 K	3 0 0 0 0 2 2											
Chris Gomez, R OBP: 0.358, SLG: 0.358 (1, 3)			4-1 10 HR 1B BB		0-1 P4		1-1 SF9		2-1 1B	2 1 1 1 1 0 0											
<b>Inning Stats</b>	R: 0 E: 0 K: 1 S: 6	H: 1 LOB: 1 BB: 0 P: 9	R: 1 E: 0 K: 1 S: 9	H: 1 LOB: 0 BB: 0 P: 11	R: 3 E: 0 K: 1 S: 12	H: 2 LOB: 0 BB: 1 P: 20	R: 0 E: 0 K: 1 S: 7	H: 0 LOB: 1 BB: 1 P: 16	R: 0 E: 0 K: 0 S: 4	H: 0 LOB: 0 BB: 0 P: 4	R: 0 E: 0 K: 0 S: 8	H: 2 LOB: 1 BB: 0 P: 13	R: 1 E: 0 K: 0 S: 9	H: 1 LOB: 0 BB: 0 P: 11	R: 0 E: 0 K: 0 S: 7	H: 0 LOB: 0 BB: 0 P: 13	R: 2 E: 0 K: 2 S: 18	H: 3 LOB: 2 BB: 1 P: 30	1B: 6 2B: 1 3B: 0 HR: 3	SF: 1 SAC: 1 DP: 1 HBP: 0	WP: 0 PA: 38
<b>PITCHER</b>	IP WLS BF H R ER SO BB IBB HBP BLK WP HR S P ERA WHIP																				
39 Gustavo Chacin, L ERA: 3.73 (1, 1)	7.0 L 28 7 5 5 4 2 0 0 0 0 0 2 55 84 6.43 1.286																				
Vinnie Chulk, R ERA: 3.5 (8, 1)	1.0 3 0 0 0 0 0 0 0 0 0 0 0 7 13 0.00 0.000																				
Miguel Batista, R ERA: 3.53 (9, 1)	0.2 6 3 2 2 2 1 0 0 0 0 1 14 24 27.00 6.000																				
Pete Walker, R ERA: 3.01 (9, 1)	0.1 1 0 0 0 0 0 0 0 0 0 0 0 4 6 0.00 0.000																				

Baltimore Orioles @ Toronto Blue Jays  
Rogers Centre, Toronto, ON  
Wed Aug 31 2005, 7:07 PM EDT  
Att: 24,686 - Partly Cloudy - 75 F

livebaseballscorecards.com

AB	33
R	7
H	10
RBI	7
BB	3
SO	6
LOB	10





Batter	1	2	3	4	5	6	7	8	9	AB R H RBI BB SO LOB
<b>8 Russ Adams, L</b> OBP: 0.342, SLG: 0.416 (1, 6)	2-2 G4-3		0-2 G6-3			2-2 G3			1-0 F7	4 0 0 0 0 0 0
<b>3 Reed Johnson, R</b> OBP: 0.333, SLG: 0.427 (1, 7)	4-2 BB			3-3 K			1-2 G4-3		3-3 K	3 0 0 0 1 2 0
<b>10 Vernon Wells, R</b> OBP: 0.318, SLG: 0.482 (1, 8)	0-3 K			0-0 G5-3			1-2 G4-3			3 0 0 0 0 1 1
<b>Shea Hillenbrand, R</b> OBP: 0.348, SLG: 0.461 (1, 3)	1-0 SAFE P3			1-2 F9			1-1 G5-3			3 0 0 0 0 0 1
<b>2 Aaron Hill, R</b> OBP: 0.348, SLG: 0.418 (1, 10)		2-2 47 G4-6-3 1B			2-3 K			1-3 K		3 0 1 0 0 2 0
<b>47 Corey Koskie, L</b> OBP: 0.334, SLG: 0.412 (1, 5)		1-0 G4-6-3 1-2f			1-1 F7			1-2 1B		3 0 1 0 0 0 1
<b>15 Alex Rios, R</b> OBP: 0.312, SLG: 0.400 (1, 9)		1-3 K			1-1 G5-3			1-3 K		3 0 0 0 0 2 1
<b>Guillermo Quiroz, R</b> (1, 2)			2-1 P2			1-3 K		0-1 G6-3		3 0 0 0 0 1 1
<b>Orlando Hudson, S</b> OBP: 0.321, SLG: 0.416 (1, 4)			0-1 F8			0-1 G6-3			0-0 L9	3 0 0 0 0 0 0

Inning Stats	R: 0	H: 0	E: 0	K: 1	S: 12	R: 0	H: 1	E: 0	K: 1	S: 9	R: 0	H: 0	E: 0	K: 0	S: 7	R: 0	H: 0	E: 0	K: 1	S: 9	R: 0	H: 0	E: 0	K: 1	S: 8	R: 0	H: 0	E: 0	K: 1	S: 10	R: 0	H: 0	E: 0	K: 0	S: 8	R: 0	H: 1	E: 0	K: 2	S: 11	R: 0	H: 0	E: 0	K: 1	S: 6	1B: 2	2B: 0	3B: 0	HR: 0	SF: 0	SAC: 0	DP: 1	HBP: 0	WP: 0	PB: 0	SB: 0	CS: 0	PA: 29
<b>PITCHER</b>	IP	WLS	BF	H	R	ER	SO	BB	IBB	HBP	BLK	WP	HR	S	P	ERA	WHIP																																									
<b>Bruce Chen, L</b> ERA: 3.75 (1, 1)	8.0	W	26	2	0	0	7	1	0	0	0	0	0	74	104	0.00	0.375																																									
<b>37 Chris Ray, R</b> ERA: 2.43 (9, 1)	1.0		3	0	0	0	1	0	0	0	0	0	0	6	10	0.00	0.000																																									

**BOTTOM**

**Baltimore Orioles @ Toronto Blue Jays**  
Rogers Centre, Toronto, ON  
Wed Aug 31 2005, 7:07 PM EDT  
Att. 24,686 - Partly Cloudy - 75 F

[livebaseballscorecards.com](http://livebaseballscorecards.com)

<b>AB</b>	<b>28</b>
<b>R</b>	<b>0</b>
<b>H</b>	<b>2</b>
<b>RBI</b>	<b>0</b>
<b>BB</b>	<b>1</b>
<b>SO</b>	<b>8</b>
<b>LOB</b>	<b>5</b>



Batter	1	2	3	4	5	6	7	8	9	AB R H RBI BB SO LOB	TOP											
1 Brian Roberts, S OBP: 0.386, SLG: 0.512 (1, 4)	0-0 G1-3		4-2 1B 6 1B S BB		2-2 G4-3		1-1 F8		1 SAFE 0-1 SH1-3	3 1 0 0 1 0 0												
Bernie Castro, S OBP: 0.600, SLG: 1.000 (1, 10)	4-2 6 S BB		0-1 6 1B 1-3 1B		3-2 3B		0-1 G1-3		0-1 P6	4 0 2 0 1 0 1												
6 Melvin Mora, R OBP: 0.340, SLG: 0.455 (1, 5)	2-2 G5-3		1-1 10 FC5 10 WP 1-3 1B		0-2 G5-3		2-2 G5-3		1-1 2B	5 0 2 2 0 0 2												
10 Miguel Tejada, R OBP: 0.358, SLG: 0.550 (1, 6)	2-0 G5-3		2-1 FC5 1-3		0-0 31 HR 1B		1-3 K		4-0 IBB	4 1 1 0 1 1 3												
31 Jay Gibbons, L OBP: 0.295, SLG: 0.495 (1, 9)		2-2 P4		2-1 F7		2-1 1-H HR		0-2 G4-3	2-3 K	4 1 1 2 0 0 0 1 0 0 0 0 1 2												
Chris Gomez, R OBP: 0.356, SLG: 0.356 (8, 3)																						
Javy Lopez, R OBP: 0.329, SLG: 0.482 (1, 2)		3-2 G4-3		1-0 WP 1B		1-0 F8		1-0 1B 2B		4 0 2 0 0 0 0 0 0 0 0 0 0 0												
Sal Fasano, R OBP: 0.309, SLG: 0.450 (9, 2)																						
B.J. Surhoff, L OBP: 0.279, SLG: 0.384 (1, 3)		0-1 L7		0-0 F8		2-2 HR		2-1 1B		4 1 2 1 0 0 1 0 0 0 0 0 0 0												
David Newhan, L OBP: 0.269, SLG: 0.325 (8, 9)																						
Eric Byrnes, R OBP: 0.316, SLG: 0.410 (1, 7)			1-1 F9	2-3 K		0-1 P6		1-3 K		4 0 0 0 0 2 3												
Luis Matos, R OBP: 0.346, SLG: 0.383 (1, 8)			0-3 K		0-0 F9	0-0 P2			0-1 1 SH1-3 6 2B 1B	4 1 1 0 0 1 0												
Inning Stats	R: 0 E: 0 K: 0 S: 7	H: 0 LOB: 1 BB: 1 P: 15	R: 0 E: 0 K: 0 S: 9	H: 0 LOB: 0 BB: 0 P: 14	R: 1 E: 0 K: 1 S: 14	H: 2 LOB: 2 BB: 1 P: 22	R: 0 E: 0 K: 1 S: 7	H: 1 LOB: 1 BB: 0 P: 12	R: 0 E: 0 K: 0 S: 12	H: 1 LOB: 1 BB: 0 P: 17	R: 3 E: 0 K: 0 S: 10	H: 3 LOB: 0 BB: 0 P: 15	R: 0 E: 0 K: 0 S: 7	H: 0 LOB: 0 BB: 0 P: 10	R: 0 E: 0 K: 2 S: 12	H: 2 LOB: 2 BB: 0 P: 17	R: 1 E: 0 K: 1 S: 12	H: 2 LOB: 2 BB: 1 P: 19	1B: 6 2B: 2 3B: 1 HR: 2	SF: 0 SAC: 1 DP: 0 HBP: 0	WP: 2 PB: 0 SB: 2 CS: 0	PA: 41
PITCHER	IP WLS BF H R ER SO BB IBB HBP BLK WP HR S P ERA WHIP																					
40 Dustin McGowan, R ERA: 8.13 (1, 1)	5.1 L 25 7 4 4 2 2 0 0 0 0 2 2 56 92 6.75 1.688																					
Vinnie Chulk, R ERA: 3.39 (6, 1)	2.0 6 0 0 0 1 0 0 0 0 0 0 0 13 17 0.00 0.000																					
Scott Schoeneweis, L ERA: 3.94 (8, 1)	0.1 3 2 0 0 0 0 0 0 0 0 0 0 6 9 0.00 6.000																					
Justin Speier, R ERA: 2.81 (8, 1)	1.1 7 2 1 1 2 0 1 0 0 0 0 0 15 23 6.75 1.500																					

Baltimore Orioles @ Toronto Blue Jays  
Rogers Centre, Toronto, ON  
Thu Sep 01 2005, 7:07 PM EDT  
Att: 20,928 - Partly Cloudy - 79 F

AB	37
R	5
H	11
RBI	5
BB	3
SO	5
LOB	12



WP: 2	PA: 41
PB: 0	
SB: 2	
CS: 0	

Batter	1	2	3	4	5	6	7	8	9	AB	R	H	RBI	BB	SO	LOB
8 Russ Adams, L OBP: 0.341, SLG: 0.414 (1, 6)	2-2 10 E 47 2B 1B		1-2 G4-3		1-2 F8		1-1 G4-3			4	1	1	0	0	0	1
Frank Catalanotto, L OBP: 0.359, SLG: 0.428 3 Reed Johnson, R OBP: 0.332, SLG: 0.426 (1, 7) (8, PH) (9, 7)	3-2 L7		4-2 10 BB BB		3-2 10 G5-3 1B		1-2 G4-3			2	0	1	1	1	0	1
10 Vernon Wells, R OBP: 0.319, SLG: 0.481 (1, 8)	2-1 E6 47 2B		4-1 BB		1-2 G5-3		1-2 FC5-4 1B			3	1	1	0	1	0	2
47 Corey Koskie, L OBP: 0.333, SLG: 0.413 (1, 5)	3-2 2B		1-3 K		2-2 G1-3		0-3 K			4	0	1	2	0	2	4
Shea Hillenbrand, R OBP: 0.347, SLG: 0.461 (1, 3)	1-0 WP 1B		0-1 G5-3		0-0 2 L1-6-3 1B		0-0 FC5-4			4	0	2	0	0	0	3
Eric Hinske, L OBP: 0.339, SLG: 0.427 2 Aaron Hill, R OBP: 0.346, SLG: 0.415 (1, 10) (6, PH) (7, 10)	1-3 K		0-0 9 L6-3 1B		0-2 L1-6-3 1B		1-2 K			2	0	1	0	0	1	1
9 Gregg Zaun, S OBP: 0.363, SLG: 0.383 (1, 2)			3-2 L6-3		0-1 G5-3		0-1 K			4	0	1	0	0	1	1
15 Alex Rios, R OBP: 0.309, SLG: 0.396 (1, 9)			1-3 K		0-1 L6		0-1 L1-3			4	0	0	0	0	1	1
Orlando Hudson, S OBP: 0.321, SLG: 0.417 (1, 4)			0-0 G6-3		2-1 8 F8 1B 2B		1-0 G5-3			3	1	1	0	0	0	0

Inning Stats	R: 2	H: 3	E: 1	K: 1	S: 17	LOB: 1	BB: 0	P: 29	R: 0	H: 0	E: 0	K: 2	S: 7	LOB: 0	BB: 0	P: 9	R: 0	H: 1	E: 0	K: 0	S: 6	LOB: 0	BB: 0	P: 9	R: 1	H: 2	E: 0	K: 0	S: 14	LOB: 1	BB: 0	P: 23	R: 0	H: 1	E: 0	K: 0	S: 6	LOB: 0	BB: 0	P: 6	R: 0	H: 0	E: 0	K: 0	S: 5	LOB: 0	BB: 0	P: 7	R: 0	H: 1	E: 0	K: 1	S: 8	LOB: 1	BB: 0	P: 9	R: 0	H: 1	E: 0	K: 1	S: 6	LOB: 0	BB: 0	P: 7
--------------	------	------	------	------	-------	--------	-------	-------	------	------	------	------	------	--------	-------	------	------	------	------	------	------	--------	-------	------	------	------	------	------	-------	--------	-------	-------	------	------	------	------	------	--------	-------	------	------	------	------	------	------	--------	-------	------	------	------	------	------	------	--------	-------	------	------	------	------	------	------	--------	-------	------

PITCHER	IP	WLS	BF	H	R	ER	SO	BB	IBB	HBP	BLK	WP	HR	S	P	ERA	WHIP
49 Hayden Penn, R ERA: 6.34 (1, 1)	5.0	W	23	7	3	2	4	2	0	0	0	1	0	57	93	3.60	1.800
Steve Kline, L ERA: 4.42 (6, 1)	2.0	H	5	0	0	0	0	0	0	0	0	0	0	10	12	0.00	0.000
Todd Williams, R ERA: 3.43 (8, 1)	1.0	H	4	1	0	0	1	0	0	0	0	0	0	8	9	0.00	1.000
B.J. Ryan, L ERA: 2.62 (9, 1)	1.0	S	3	1	0	0	1	0	0	0	0	0	0	6	7	0.00	1.000

**BOTTOM**

**Baltimore Orioles @ Toronto Blue Jays**  
Rogers Centre, Toronto, ON

Thu Sep 01 2005, 7:07 PM EDT  
Att. 20,928 - Partly Cloudy - 79 F

AB	33
R	3
H	9
RBI	3
BB	2
SO	6
LOB	15

WP: 1 PA: 35  
PB: 0  
SB: 0  
CS: 0



PITCHER	IP	WLS	BF	H	R	ER	SO	BB	IBB	HBP	BLK	WP	HR	S	P	ERA	WHIP
---------	----	-----	----	---	---	----	----	----	-----	-----	-----	----	----	---	---	-----	------

Batter	1	2	3	4	5	6	7	8	9	AB R H RBI BB SO LOB	TOP																								
Julio Lugo, R (1, 6) OBP: 0.365, SLG: 0.410	1-2 2B		0-1 13 1B 3 HR		1-3 K			3-2 13 1B 2B	0-1 P4	5 1 3 0 0 1 2																									
13 Carl Crawford, L (1, 7) OBP: 0.316, SLG: 0.454	0-0 B1		0-0 1 SAFE 3 HR 1B		1-0 G3			0-1 S 1B		4 1 2 0 0 0 1																									
3 Jorge Cantu, R (1, 4) OBP: 0.321, SLG: 0.506	0-3 K		0-0 1-H 2-H HR		0-0 G6-3			0-3 K		4 1 1 3 0 2 3																									
Eduardo Perez, R (1, 3) OBP: 0.388, SLG: 0.563 Joey Gathright, L (8, PH) OBP: 0.320, SLG: 0.359 Travis Lee, L (8, 3) OBP: 0.350, SLG: 0.443	1-2 G1-3		4-1 BB		4-1 CS BB			0-1 F7	1-2	1 0 0 0 2 0 1 1 0 0 0 0 0 2 0 0 0 0 0 0 0																									
Aubrey Huff, L (1, 10) OBP: 0.317, SLG: 0.433		1-3 K	0-3 K		1-3 K	1-2		1-2 G3-1		4 0 0 0 0 3 4																									
31 Jonny Gomes, R (1, 9) OBP: 0.381, SLG: 0.563		1-3 K		1-3 K2-3		2-3 K		1-1 WP G4-3 1B		4 0 1 0 0 3 0																									
Alex Gonzalez, R (1, 5) OBP: 0.312, SLG: 0.406		1-3 K		1-1 G6-3		2-3 K		2-1 G4-3		4 0 0 0 0 2 1																									
Toby Hall, R (1, 2) OBP: 0.321, SLG: 0.377			2-3 K	2-0 1B		2-0 F7		0-2 L7		4 0 1 0 0 1 1																									
Damon Hollins, R (1, 8) OBP: 0.304, SLG: 0.426			1-1 G5-3	0-0 F8		2-1 F9		4-2 BB		3 0 0 0 1 0 1																									
<b>Inning Stats</b>	R: 0 E: 0 K: 1 S: 10	H: 1 LOB: 1 BB: 0 P: 12	R: 0 E: 0 K: 3 S: 10	H: 0 LOB: 0 BB: 0 P: 13	R: 3 E: 0 K: 2 S: 13	H: 3 LOB: 1 BB: 1 P: 20	R: 0 E: 0 K: 1 S: 7	H: 1 LOB: 1 BB: 0 P: 11	R: 0 E: 0 K: 1 S: 5	H: 0 LOB: 0 BB: 1 P: 7	R: 0 E: 0 K: 1 S: 6	H: 0 LOB: 0 BB: 0 P: 12	R: 0 E: 0 K: 1 S: 17	H: 2 LOB: 2 BB: 0 P: 21	R: 0 E: 0 K: 0 S: 11	H: 1 LOB: 2 BB: 1 P: 18	1B: 5 2B: 3 3B: 0 HR: 1	SF: 0 SAC: 0 DP: 1 HBP: 0	WP: 1 PB: 0 SB: 1 CS: 1	PA: 37															
<b>PITCHER</b>	IP WLS BF H R ER SO BB IBB HBP BLK WP HR S P ERA WHIP																			<b>PITCHER</b>	IP WLS BF H R ER SO BB IBB HBP BLK WP HR S P ERA WHIP														
37 Scott Downs, L (1, 1) ERA: 4.06	7.0		29	7	3	3	11	2	0	0	0	0	1	64	98	3.86	1.286																		
Pete Walker, R (8, 1) ERA: 2.99	0.2		2	0	0	0	1	0	0	0	0	0	0	5	5	0.00	0.000																		
Scott Schoeneweis, L (8, 1) ERA: 3.91	0.1	W	1	0	0	0	0	0	0	0	0	0	0	6	7	0.00	0.000																		
Miguel Batista, R (9, 1) ERA: 3.48	1.0	S	5	1	0	0	0	1	0	0	0	1	0	11	18	0.00	2.000																		

Tampa Bay Devil Rays @ Toronto Blue Jays  
Rogers Centre, Toronto, ON  
Fri Sep 02 2005, 7:07 PM EDT  
Att. 15,108 - Partly Cloudy - 72 F

AB	34
R	3
H	8
RBI	3
BB	3
SO	12
LOB	16



Batter	1	2	3	4	5	6	7	8	9
<b>3 Reed Johnson, R</b> OBP: 0.334, SLG: 0.426 (1, 7)	1-0 F9		0-2 G4-3		2-2 10 BB 1B		2-1 1B		
<b>Orlando Hudson, S</b> OBP: 0.320, SLG: 0.416 (1, 4)	1-1 G5-3		1-0 G5-3		1-1 10 BB 1B		1-0 G1-3		
<b>10 Vernon Wells, R</b> OBP: 0.322, SLG: 0.482 (1, 8)	1-0 1B		2-0 P2		4-0 1-2 2-3 BB			1-1 8 1B 47 G4-6-3 1B	
<b>Shea Hillenbrand, R</b> OBP: 0.348, SLG: 0.460 (1, 3)	0-2 K			2-2 G5-3	1-3 K			0-0 47 G4-6-3 8 1B 9 WP 1B	
<b>2 Aaron Hill, R</b> OBP: 0.342, SLG: 0.410 (1, 6)		3-1 G5-3		3-2 F8		1-0 P6		0-0 47 G4-6-3 1B	
<b>8 Russ Adams, L</b> OBP: 0.343, SLG: 0.415 (8, PH) (9, 6)								1-2 2-3 1B	
<b>47 Corey Koskie, L</b> OBP: 0.329, SLG: 0.407 (1, 5)		1-3 K		1-3 K		1-1 G3		1-1 G4-6-3	
<b>9 Gregg Zaun, S</b> OBP: 0.360, SLG: 0.379 (1, 2)		0-1 G5-3			2-3 K	2-2 G5-3		1-2f 2-3 3-H G4-3	
<b>15 Alex Rios, R</b> OBP: 0.309, SLG: 0.395 (1, 9)			2-1 2B 3 G4-3 1B		0-0 F9		1-1 G5-3		
<b>Frank Menechino, R</b> OBP: 0.364, SLG: 0.365 (1, 10)			1-0 1 SAFE 3 G4-3 2B		3-1 HR		2-3 K		

AB	R	H	RBI	BB	SO	LOB
4	0	2	1	0	0	1
4	0	1	0	0	0	2
3	1	2	0	1	0	1
4	1	1	0	0	2	4
3	0	0	0	0	0	0
1	0	1	0	0	0	0
4	0	0	0	0	2	2
4	0	0	0	0	1	0
3	1	1	0	0	0	0
3	1	2	1	0	1	0

**Tampa Bay Devil Rays @ Toronto Blue Jays**  
**Rogers Centre, Toronto, ON**  
 Fri Sep 02 2005, 7:07 PM EDT  
 Att. 15,108 - Partly Cloudy - 72 F

livebaseballscorecards.com

<b>AB</b>	<b>33</b>
<b>R</b>	<b>4</b>
<b>H</b>	<b>10</b>
<b>RBI</b>	<b>2</b>
<b>BB</b>	<b>1</b>
<b>SO</b>	<b>6</b>
<b>LOB</b>	<b>10</b>



Inning	R	H	E	K	S	H	LOB	BB	P
1	0	1	0	1	10	0	1	0	
2	0	0	0	1	7	0	0	0	
3	1	2	0	0	8	2	1	0	
4	0	0	0	1	10	0	0	0	
5	1	3	0	2	16	3	1	29	
6	0	0	0	1	6	0	0	10	
7	0	1	0	1	9	1	0	15	
8	2	3	0	12	16	0	0	16	
9	3	1	0	2	10	1	0	0	

PITCHER	IP	WLS	BF	H	R	ER	SO	BB	IBB	HBP	BLK	WP	HR	S	P	ERA	WHIP
<b>Mark Hendrickson, L</b> ERA: 6.09 (1, 1)	7.0		29	7	2	2	6	1	0	0	0	0	1	63	105	2.57	1.143
<b>Joe Borowski, R</b> ERA: 3.41 (8, 1)	1.0	L	5	3	2	2	0	0	0	0	0	1	0	12	16	18.00	3.000

WP	PA
1	34

ERA	WHIP
18.00	3.000

Batter	1	2	3	4	5	6	7	8	9	AB R H RBI BB SO LOB	TOP					
Julio Lugo, R (1, 6) OBP: 0.364, SLG: 0.409	F9		F8		F9			1B		4 0 1 0 0 0 3	<b>Tampa Bay Devil Rays @ Toronto Blue Jays</b> Rogers Centre, Toronto, ON Sat Sep 03 2005, 4:07 PM EDT Att. 18,841 - Partly Cloudy - 77 F					
13 Carl Crawford, L (1, 7) OBP: 0.316, SLG: 0.452	G4-3		1B			L9		F7		4 0 1 1 0 0 1						
3 Jorge Cantu, R (1, 4) OBP: 0.320, SLG: 0.504 Nick Green, R (9, PR) OBP: 0.332, SLG: 0.354 (9, 4)	G6-3		G4-3			G6-3		HR		4 0 1 0 0 0 2 0 1 0 0 0 0 0						
Aubrey Huff, L (1, 9) OBP: 0.314, SLG: 0.430 Damon Hollins, R (9, 9) OBP: 0.304, SLG: 0.426		F9		G4-3		G5-3		G3		4 0 0 0 0 0 1 0 0 0 0 0 0 0						
31 Jonny Gomes, R (1, 10) OBP: 0.379, SLG: 0.558		K		F7				F8		4 0 1 0 0 0 1 2						
Travis Lee, L (1, 3) OBP: 0.349, SLG: 0.450		K		L7			G4-6-3	HR		4 1 1 2 0 1 1						
Pete Laforest, L (1, 2) OBP: 0.265, SLG: 0.348 Toby Hall, R (9, 2) OBP: 0.321, SLG: 0.377			G3-1		G1-3		K	G3		4 0 0 0 0 0 1 1 0 0 0 0 0 0 0						
Alex Gonzalez, R (1, 5) OBP: 0.309, SLG: 0.401			E6		G6-3			G5-3		3 1 0 0 0 0 0						
Joey Gathright, L (1, 8) OBP: 0.327, SLG: 0.361			13 1B		HBP			P6		2 0 1 0 0 0 0						
<b>Inning Stats</b>	R: 0 H: 0 E: 0 LOB: 0 K: 0 BB: 0 S: 6 P: 7	R: 0 H: 0 E: 0 LOB: 0 K: 2 BB: 0 S: 8 P: 12	R: 1 H: 2 E: 1 LOB: 2 K: 0 BB: 0 S: 8 P: 10	R: 0 H: 0 E: 0 LOB: 0 K: 0 BB: 0 S: 5 P: 8	R: 0 H: 0 E: 0 LOB: 1 K: 0 BB: 0 S: 7 P: 11	R: 0 H: 0 E: 0 LOB: 0 K: 0 BB: 0 S: 11 P: 15	R: 0 H: 1 E: 0 LOB: 0 K: 1 BB: 0 S: 5 P: 8	R: 0 H: 1 E: 0 LOB: 1 K: 0 BB: 0 S: 7 P: 7	R: 2 H: 2 E: 0 LOB: 1 K: 0 BB: 0 S: 12 P: 16	1B: 5 SF: 0 2B: 0 SAC: 0 3B: 0 DP: 1 HR: 1 HBP: 1		WP: 0 PA: 34 PB: 0 SB: 1 CS: 0				
<b>PITCHER</b>	IP WLS BF H R ER SO BB IBB HBP BLK WP HR S P ERA WHIP															
Josh Towers, R (1, 1) ERA: 3.91	8.0	30	5	2	1	3	0	0	1	0	0	0	60	81	1.12	0.625
Scott Schoeneweis, L (9, 1) ERA: 3.88	0.1	H	1	0	0	0	0	0	0	0	0	0	2	2	0.00	0.000
Miguel Batista, R (9, 1) ERA: 3.58	0.2	L	3	1	1	1	0	0	0	0	0	1	7	11	13.50	1.500

AB	33
R	3
H	6
RBI	3
BB	0
SO	3
LOB	11



Batter	1	2	3	4	5	6	7	8	9	AB	R	H	RBI	BB	SO	LOB
8 Russ Adams, L OBP: 0.339, SLG: 0.411 (1, 6)	0-3 K			1-1 G4-3		1-1 FC3 47 WP 47 S	3-2 F8			4	0	0	1	0	1	2
Frank Catalanotto, L OBP: 0.355, SLG: 0.423 (1, 10)	1-3 K			0-2 F9		0-0 F8		1-1 F9		4	0	0	0	0	1	1
10 Vernon Wells, R OBP: 0.320, SLG: 0.479 (1, 8)	1-1 G6-3			2-1 G6-3		1-1 P5		2-1 F9		4	0	0	0	0	0	1
47 Corey Koskie, L OBP: 0.328, SLG: 0.402 (1, 5)		0-1 P5			3-1 G1-6-3	4-0 BB		2-1 G3		3	0	0	0	1	0	0
9 Gregg Zaun, S OBP: 0.359, SLG: 0.376 (1, 2)		2-2 G3-1			4-2 FC4-6 BB	0-0 F7			1-2 G4-3	3	0	0	0	1	0	2
Eric Hinske, L OBP: 0.338, SLG: 0.424 (1, 3)		0-3 K			0-1 FC4-6 1-2f		1-0 15 1B HBP		2-3 K	3	0	0	0	0	2	1
15 Alex Rios, R OBP: 0.309, SLG: 0.394 (1, 9)			3-3 K		0-3 K		1-2 1B		3-2 P4	4	0	1	0	0	2	1
Gabe Gross, L OBP: 0.295, SLG: 0.275 (1, 7)			3-2 P6			4-2 3B BB		1-2 K		2	1	0	0	1	1	2
Orlando Hudson, S OBP: 0.320, SLG: 0.420 (1, 4)			0-1 G6-3			3-2 8 FC3 3B		3-2 P6		3	1	1	1	0	0	2

Inning Stats	R: 0	H: 0	E: 0	K: 2	S: 8	R: 0	H: 0	E: 0	K: 1	S: 10	R: 0	H: 0	E: 0	K: 1	S: 9	R: 0	H: 0	E: 0	K: 0	S: 7	R: 0	H: 0	E: 0	K: 1	S: 10	R: 2	H: 1	E: 0	K: 0	S: 11	R: 0	H: 1	E: 0	K: 1	S: 15	R: 0	H: 0	E: 0	K: 0	S: 6	R: 0	H: 0	E: 0	K: 1	S: 11	1B: 1	2B: 0	3B: 1	HR: 0	SF: 0	SAC: 0	DP: 0	HBP: 1	WP: 1	PB: 0	SB: 1	CS: 0	PA: 34
37 Seth McClung, R ERA: 6.16 (1, 1)	IP	WLS	BF	H	R	ER	SO	BB	IBB	HBP	BLK	WP	HR	S	P	ERA	WHIP																																									
Danys Baez, R ERA: 2.66 (9, 1)	IP	WLS	BF	H	R	ER	SO	BB	IBB	HBP	BLK	WP	HR	S	P	ERA	WHIP																																									

BOTTOM

Tampa Bay Devil Rays @ Toronto Blue Jays  
Rogers Centre, Toronto, ON  
Sat Sep 03 2005, 4:07 PM EDT  
Att. 18,841 - Partly Cloudy - 77 F

livebaseballscorecards.com

AB	30
R	2
H	2
RBI	2
BB	3
SO	7
LOB	12



Batter	1	2	3	4	5	6	7	8	9	AB R H RBI BB SO LOB	TOP											
Julio Lugo, R (1, 6) OBP: 0.363, SLG: 0.407	0-1 L9		0-1 G6-3		3-2 G6-3			1-1 G6-3 13 HBP		3 0 0 0 0 0 1												
13 Carl Crawford, L (1, 7) OBP: 0.316, SLG: 0.451	0-0 G4-3		0-1 F9			0-2 1B		0-1 G6-3 1-2f		4 0 1 0 0 0 1												
3 Jorge Cantu, R (1, 4) OBP: 0.318, SLG: 0.500	0-3 K			2-0 F9		0-2 P4		2-2 P4		4 0 0 0 0 1 1												
31 Jonny Gomes, R (1, 10) OBP: 0.381, SLG: 0.557		2-2 K		0-2 G3 S 1B		1-0 F9		0-1 CS 1B		4 0 2 0 0 1 1												
Travis Lee, L (1, 3) OBP: 0.348, SLG: 0.448		1-2 1B SF8 1B		3-2 G3		1-2 L9		3-3 K		4 1 1 0 0 1 3												
Damon Hollins, R (1, 9) OBP: 0.304, SLG: 0.423		0-1 1-3 1B		2-2 G6-3		1-0 G5-3		1-3 K		4 0 1 0 0 1 1												
Toby Hall, R (1, 2) OBP: 0.319, SLG: 0.375		1-1 SF8		0-3 K		0-0 F8				2 0 0 1 0 1 0												
Alex Gonzalez, R (1, 5) OBP: 0.309, SLG: 0.404		1-3 K		2-3 K		1-2 2B				3 0 1 0 0 2 1												
Joey Gathright, L (1, 8) OBP: 0.327, SLG: 0.360			2-1 G1-3		2-1 S 1B		1-1 G3-1			3 0 1 0 0 0 1												
<b>Inning Stats</b>	R: 0 E: 0 K: 1 S: 6	H: 0 LOB: 0 BB: 0 P: 6	R: 1 E: 0 K: 2 S: 16	H: 2 LOB: 1 BB: 0 P: 20	R: 0 E: 0 K: 0 S: 6	H: 0 LOB: 0 BB: 0 P: 8	R: 0 E: 0 K: 0 S: 10	H: 1 LOB: 1 BB: 0 P: 17	R: 0 E: 0 K: 2 S: 11	H: 1 LOB: 1 BB: 0 P: 18	R: 0 E: 0 K: 0 S: 16	H: 1 LOB: 1 BB: 0 P: 17	R: 0 E: 0 K: 0 S: 7	H: 1 LOB: 1 BB: 0 P: 10	R: 0 E: 0 K: 0 S: 6	H: 0 LOB: 0 BB: 0 P: 9	R: 0 E: 0 K: 2 S: 12	H: 1 LOB: 0 BB: 0 P: 16	1B: 6 2B: 1 3B: 0 HR: 0	SF: 1 SAC: 0 DP: 1 HBP: 1	WP: 0 PB: 0 SB: 3 CS: 1	PA: 33
<b>PITCHER</b>	IP WLS BF H R ER SO BB IBB HBP BLK WP HR S P ERA WHIP																					
Dave Bush, R (1, 1) ERA: 4.12	7.0 L 28 6 1 1 5 0 0 1 0 0 0 0 73 98 1.29 0.857																					
54 Jason Frasor, R (8, 1) ERA: 3.77	2.0 5 1 0 0 2 0 0 0 0 0 0 0 17 23 0.00 0.500																					

Tampa Bay Devil Rays @ Toronto Blue Jays  
Rogers Centre, Toronto, ON  
Sun Sep 04 2005, 1:07 PM EDT  
Att. 20,679 - Cloudy - 68 F

AB	31
R	1
H	7
RBI	1
BB	0
SO	7
LOB	10





Batter	1	2	3	4	5	6	7	8	9	AB R H RBI BB SO LOB
3 Reed Johnson, R (1, 7) OBP: 0.334, SLG: 0.429 Frank Catalanotto, L (8, PH) OBP: 0.357, SLG: 0.423 (9, 7)	1-2 1B 2B		3-3 K		1-3 K			4-2 B 10 FC4 BB		3 0 1 0 0 2 0 0 0 0 0 1 0 0
8 Russ Adams, L (1, 6)	3-2 2-3 1B		1-2 1B			1-0 F7		1-3 K		4 0 2 0 0 1 1
10 Vernon Wells, R (1, 8)	0-0 P6		0-0 F8			4-1 BB		0-1 FC4		3 0 0 0 1 0 4
Shea Hillenbrand, R (1, 3)	0-1 G5-3		0-2 G3-1			2-3 K		0-1 L6		4 0 0 0 0 1 4
2 Aaron Hill, R (1, 5) OBP: 0.339, SLG: 0.406 47 Corey Koskie, L (9, PH) OBP: 0.327, SLG: 0.401	1-2 P3			0-0 G5-3		3-2 G5-3		0-0 F7		3 0 0 0 0 0 3 1 0 0 0 0 0 0
15 Alex Rios, R (1, 9)		1-3 K		0-2 1B		1-1 G5-3		1-1 G6-3		4 0 1 0 0 1 0
Frank Menechino, R (1, 10) OBP: 0.368, SLG: 0.365 Gabe Gross, L (4, PH) OBP: 0.283, SLG: 0.262 (5, 10)		2-2 HBP		3-3 K		2-3 K				0 0 0 0 0 0 0 2 0 0 0 0 2 1
Guillermo Quiroz, R (1, 2)		0-3 K			1-3 K		2-2 L8			3 0 0 0 0 2 1
Orlando Hudson, S (1, 4)		2-2 F9			0-3 K		3-1 L7			3 0 0 0 0 1 1

Inning Stats	R: 0 E: 0 K: 13 S: 13	H: 2 LOB: 2 BB: 0 P: 18	R: 0 E: 0 K: 2 S: 14	H: 0 LOB: 1 BB: 0 P: 19	R: 0 E: 0 K: 1 S: 13	H: 1 LOB: 1 BB: 0 P: 17	R: 0 E: 0 K: 1 S: 8	H: 1 LOB: 1 BB: 0 P: 11	R: 0 E: 0 K: 3 S: 9	H: 0 LOB: 0 BB: 0 P: 11	R: 0 E: 0 K: 1 S: 9	H: 0 LOB: 1 BB: 1 P: 19	R: 0 E: 0 K: 1 S: 8	H: 0 LOB: 0 BB: 0 P: 13	R: 0 E: 0 K: 13 S: 13	H: 0 LOB: 1 BB: 1 P: 21	R: 0 E: 0 K: 5 S: 5	H: 0 LOB: 0 BB: 0 P: 6	1B: 3 2B: 2 3B: 0 HR: 0	SF: 0 SAC: 0 DP: 1 HBP: 1
--------------	--------------------------------	----------------------------------	-------------------------------	----------------------------------	-------------------------------	----------------------------------	------------------------------	----------------------------------	------------------------------	----------------------------------	------------------------------	----------------------------------	------------------------------	----------------------------------	--------------------------------	----------------------------------	------------------------------	---------------------------------	----------------------------------	------------------------------------

PITCHER	IP	WLS	BF	H	R	ER	SO	BB	IBB	HBP	BLK	WP	HR	S	P	ERA	WHIP
19 Scott Kazmir, L (1, 1) ERA: 4.02	7.0	W	26	4	0	0	9	1	0	1	0	0	0	74	108	0.00	0.714
Joe Borowski, R (8, 1) ERA: 3.31	1.0	H	4	0	0	0	1	1	0	0	0	0	0	13	21	0.00	1.000
Danys Baez, R (9, 1) ERA: 2.61	1.0	S	3	0	0	0	0	0	0	0	0	0	0	5	6	0.00	0.000

**BOTTOM**

**Tampa Bay Devil Rays @ Toronto Blue Jays**  
**Rogers Centre, Toronto, ON**  
 Sun Sep 04 2005, 1:07 PM EDT  
 Att. 20,679 - Cloudy - 68 F

AB	30
R	0
H	4
RBI	0
BB	2
SO	10
LOB	15



WP: 0	PA: 33
PB: 0	
SB: 0	
CS: 1	

Batter	1	2	3	4	5	6	7	8	9	AB R H RBI BB SO LOB	TOP											
3 Reed Johnson, R (1, 7) OBP: 0.335, SLG: 0.425	2-2 G6-3		4-2 10 BB 1B	2-2 G6-3			4-2 10 1B BB	0-0 L9		3 1 0 0 2 0 3												
2 Aaron Hill, R (1, 6) OBP: 0.337, SLG: 0.400	0-2 G6-3		1 SAFE 0-3 1 SAFE 1 SAFE 1 SAFE K		0-1 F9		0-1 F7	4-2 BB		4 0 0 0 1 1 2												
10 Vernon Wells, R (1, 8) OBP: 0.320, SLG: 0.474	0-0 P4		4-1 1B 1-2 BB		0-1 G4-3		1-1 1-2 1B	0-1 F8		4 0 1 0 1 0 2												
Shea Hillenbrand, R (1, 10) OBP: 0.345, SLG: 0.456		0-1 47 2B 15 G5-3 1B	1-1 1-3 2-H 1B		0-2 G6-3		1-1 F9		0-3 K	5 1 2 1 0 1 2												
47 Corey Koskie, L (1, 5) OBP: 0.325, SLG: 0.401		1-1 15 G5-3 1-3 2B	0-0 P5			3-2 G4-3	0-3 K		1-0 F7	5 0 1 0 0 1 4												
9 Gregg Zaun, S (1, 2) OBP: 0.364, SLG: 0.378		0-3 K		2-2 15 HBP 1B		4-1 1B BB		4-1 1B 15 1B SF8 BB	2-1 15 1B 1B	3 2 2 0 2 1 2												
15 Alex Rios, R (1, 9) OBP: 0.311, SLG: 0.394		1-2 G5-3		1 SAFE 2-2 K: 1 HBP		0-2 K		1-1 1B 3 E 1B	0-0 1B E 1B	4 2 2 1 0 1 2												
Eric Hinske, L (1, 3) OBP: 0.341, SLG: 0.426		2-3 3-H K		0-3 K		2-2 1 SAFE 1 SAFE 1B 1B	1-2 1B	0-2 3 E 1B	0-0 E6 1B	5 0 3 1 0 2 3												
Orlando Hudson, S (1, 4) OBP: 0.315, SLG: 0.413			1-0 G6-3	2-0 F9		1-1 F9		0-0 SF8	1-3 K	4 0 0 1 0 1 5												
<b>Inning Stats</b>	R: 0 E: 0 K: 0 S: 8	H: 0 LOB: 0 BB: 0 P: 10	R: 1 E: 0 K: 2 S: 15	H: 2 LOB: 1 BB: 0 P: 19	R: 1 E: 0 K: 1 S: 12	H: 1 LOB: 2 BB: 0 P: 22	R: 0 E: 0 K: 1 S: 14	H: 1 LOB: 2 BB: 0 P: 22	R: 0 E: 0 K: 0 S: 7	H: 0 LOB: 0 BB: 0 P: 7	R: 0 E: 0 K: 1 S: 15	H: 1 LOB: 2 BB: 1 P: 25	R: 0 E: 0 K: 1 S: 13	H: 1 LOB: 2 BB: 1 P: 19	R: 2 E: 1 K: 0 S: 14	H: 2 LOB: 2 BB: 2 P: 23	R: 2 E: 1 K: 2 S: 12	H: 3 LOB: 1 BB: 0 P: 16	1B: 10 2B: 1 3B: 0 HR: 0	SF: 1 SAC: 0 DP: 0 HBP: 1	WP: 0 PB: 0 SB: 0 CS: 0	PA: 45
<b>PITCHER</b>	IP WLS BF H R ER SO BB IBB HBP BLK WP HR S P ERA WHIP																					
Bruce Chen, L (1, 1) ERA: 3.73	6.0 L 27 5 2 2 5 3 0 1 0 0 0 0 71 105 3.00 1.333																					
37 Chris Ray, R (7, 1) ERA: 2.27	1.0 5 1 0 0 1 1 0 0 0 0 0 0 13 19 0.00 2.000																					
Steve Kline, L (8, 1) ERA: 4.5	0.1 4 2 2 1 0 1 0 0 0 0 0 0 7 12 27.00 9.000																					
Todd Williams, R (8, 1) ERA: 3.36	1.0 4 0 0 0 1 1 0 0 0 0 0 0 11 15 0.00 1.000																					
Tim Byrdak, L (9, 1) ERA: 5.06	0.2 5 3 2 1 1 0 0 0 0 0 0 0 8 12 13.50 4.500																					

Toronto Blue Jays @ Baltimore Orioles  
 Oriole Park at Camden Yards, Baltimore, MD  
 Mon Sep 05 2005, 1:35 PM EDT  
 Att: 22,123 - Partly Cloudy - 83 F

livebaseballscorecards.com

AB	37
R	6
H	11
RBI	4
BB	6
SO	8
LOB	25



Batter	1	2	3	4	5	6	7	8	9	AB	R	H	RBI	BB	SO	LOB
<b>1 Brian Roberts, S</b> OBP: 0.388, SLG: 0.514 (1, 4) BB F X	2-1  1B		3-3  ③			2-2  1B		1-2  1B 6 CS		4	0	3	0	0	1	0
<b>Bernie Castro, S</b> OBP: 0.214, SLG: 0.308 (1, 10) <b>6 Melvin Mora, R</b> OBP: 0.336, SLG: 0.449 (8, PH) (9, 10) C 1 SAFE F F S	1-3  K			1-2  G5-3		1-2  P3		1-1  G5-3		3	0	0	0	0	1	2
<b>10 Miguel Tejada, R</b> OBP: 0.359, SLG: 0.547 (1, 6) 1 SAFE B F X	1-2  L5			0-0  F8		2-3  K		0-1  1B		4	0	1	0	0	1	2
<b>31 Jay Gibbons, L</b> OBP: 0.302, SLG: 0.501 (1, 9) (8, 3) B X	1-0  G3			2-0  G5-3			1-1  SH5-4 BB G4-3 1B	1-0  G3		4	1	1	0	0	0	2
<b>Javy Lopez, R</b> OBP: 0.324, SLG: 0.465 (1, 2)		2-1  G5-3			0-0  1B		4-2  G4-3 SH5-4 1-2 BB		0-1  P4		3	0	1	0	1	0
<b>Alejandro Freire, R</b> OBP: 0.361, SLG: 0.438 <b>David Newhan, L</b> OBP: 0.272, SLG: 0.323 (7, PH) (8, 9) S B S X		1-2  G5-3			3-3  K		1-0  SH5-4		2-3  K		2	0	0	0	0	1
<b>Eric Byrnes, R</b> OBP: 0.311, SLG: 0.399 <b>B.J. Surhoff, L</b> OBP: 0.276, SLG: 0.377 (7, PH) (8, 7) C X		0-1  F7			1-1  P3		0-1  G4-3		2-1  F8		2	0	0	0	0	1
<b>Chris Gomez, R</b> OBP: 0.353, SLG: 0.350 (1, 5) B B F X			2-2  P4		0-0  F7		2-1  F9				3	0	0	0	0	2
<b>Luis Matos, R</b> OBP: 0.350, SLG: 0.385 (1, 8) X			0-0  G6-3			1-3  K		0-1  1B 6 CS		3	1	1	0	0	1	0

Inning Stats	R: 0	H: 1	E: 0	K: 1	S: 11	LOB: 1	BB: 0	P: 16	R: 0	H: 0	E: 0	K: 0	S: 7	LOB: 0	BB: 0	P: 10	R: 0	H: 0	E: 0	K: 1	S: 7	LOB: 0	BB: 0	P: 12	R: 0	H: 1	E: 0	K: 1	S: 7	LOB: 1	BB: 0	P: 11	R: 0	H: 1	E: 0	K: 2	S: 13	LOB: 1	BB: 0	P: 19	R: 1	H: 1	E: 0	K: 0	S: 9	LOB: 1	BB: 1	P: 17	R: 1	H: 3	E: 0	K: 10	S: 10	LOB: 1	BB: 0	P: 13	R: 0	H: 0	E: 0	K: 1	S: 7	LOB: 0	BB: 0	P: 11	1B: 7	2B: 0	3B: 0	HR: 0	SF: 0	SAC: 1	DP: 0	HBP: 0	WP: 0	PB: 0	SB: 0	CS: 2	PA: 34
--------------	------	------	------	------	-------	--------	-------	-------	------	------	------	------	------	--------	-------	-------	------	------	------	------	------	--------	-------	-------	------	------	------	------	------	--------	-------	-------	------	------	------	------	-------	--------	-------	-------	------	------	------	------	------	--------	-------	-------	------	------	------	-------	-------	--------	-------	-------	------	------	------	------	------	--------	-------	-------	-------	-------	-------	-------	-------	--------	-------	--------	-------	-------	-------	-------	--------

PITCHER	IP	WLS	BF	H	R	ER	SO	BB	IBB	HBP	BLK	WP	HR	S	P	ERA	WHIP
<b>39 Gustavo Chacin, L</b> ERA: 3.65 (1, 1)	6.1	W	24	4	1	1	5	1	0	0	0	0	0	56	88	1.42	0.789
<b>Vinnie Chulk, R</b> ERA: 3.5 (7, 1)	0.2	H	3	1	1	1	0	0	0	0	0	0	0	6	8	13.50	1.500
<b>Scott Schoeneweis, L</b> ERA: 3.8 (8, 1)	1.0	H	4	2	0	0	0	0	0	0	0	0	0	8	11	0.00	2.000
<b>Justin Speier, R</b> ERA: 2.76 (9, 1)	1.0		3	0	0	0	1	0	0	0	0	0	0	7	11	0.00	0.000

**Toronto Blue Jays @ Baltimore Orioles**  
**Oriole Park at Camden Yards, Baltimore, MD**  
 Mon Sep 05 2005, 1:35 PM EDT  
 Att. 22,123 - Partly Cloudy - 83 F

<b>AB</b>	<b>32</b>
<b>R</b>	<b>2</b>
<b>H</b>	<b>7</b>
<b>RBI</b>	<b>1</b>
<b>BB</b>	<b>1</b>
<b>SO</b>	<b>6</b>
<b>LOB</b>	<b>12</b>

Batter	1	2	3	4	5	6	7	8	9	AB R H RBI BB SO LOB	TOP											
8 Russ Adams, L (1, 6) OBP: 0.342, SLG: 0.414	0-1 F7		0-1 2B		3-2 F8			4-2 FC4-8 BB		3 0 1 0 1 0 1												
Frank Catalanotto, L (1, 7) OBP: 0.353, SLG: 0.418	1-2 P6		0-3 K2-3			0-1 G6-3		0-1 FC4-6 1-2f		4 0 0 0 0 1 2												
9 Gregg Zaun, S (1, 2) OBP: 0.361, SLG: 0.375 John-Ford Griffin, L (9, PH) OBP: 1.000, SLG: 2.000	2-3 K			2-2 G3		1-2 G3			1-0 2B	3 0 0 0 0 1 0 1 0 1 0 0 0 0												
47 Corey Koskie, L (1, 5) OBP: 0.327, SLG: 0.404		3-2 1B 2B		4-2 FC6-4 BB		2-3 K			2-2 L8	3 0 1 0 1 1 1												
Shea Hillenbrand, R (1, 3) OBP: 0.344, SLG: 0.455 2 Aaron Hill, R (9, PH) OBP: 0.335, SLG: 0.399		1-1 15 G6-3 1B		0-0 FC6-4 WP 1-2f			2-2 G6-3		0-2 G6-3	3 0 1 0 0 0 1 1 0 0 0 0 0 1												
Eric Hinske, L (1, 10) OBP: 0.338, SLG: 0.422		3-3 K		2-3 K 1-2			2-0 F7		1-1 G4-3	4 0 0 0 0 2 4												
15 Alex Rios, R (1, 8) OBP: 0.309, SLG: 0.391		1-0 G6-3 1-2f			1-3 K		2-3 K			3 0 0 0 0 2 2												
Gabe Gross, L (1, 9) OBP: 0.286, SLG: 0.267			1-3 K		3-2 1B			0-1 F8		3 0 1 0 0 1 0												
Orlando Hudson, S (1, 4) OBP: 0.313, SLG: 0.410			1-3 K		1-3 K			2-3 K		3 0 0 0 0 3 1												
<b>Inning Stats</b>	R: 0 E: 0 K: 1 S: 9	H: 0 LOB: 0 BB: 0 P: 12	R: 0 E: 0 K: 1 S: 9	H: 2 LOB: 1 BB: 0 P: 17	R: 0 E: 0 K: 3 S: 11	H: 1 LOB: 1 BB: 0 P: 13	R: 0 E: 0 K: 1 S: 12	H: 0 LOB: 1 BB: 1 P: 20	R: 0 E: 0 K: 2 S: 13	H: 1 LOB: 1 BB: 0 P: 21	R: 0 E: 0 K: 1 S: 9	H: 0 LOB: 0 BB: 0 P: 12	R: 0 E: 0 K: 1 S: 7	H: 0 LOB: 0 BB: 0 P: 13	R: 0 E: 0 K: 1 S: 11	H: 0 LOB: 1 BB: 1 P: 17	R: 0 E: 0 K: 0 S: 9	H: 1 LOB: 1 BB: 0 P: 13	1B: 2 2B: 3 3B: 0 HR: 0	SF: 0 SAC: 0 DP: 1 HBP: 0	WP: 1 PB: 0 SB: 0 CS: 0	PA: 33
<b>PITCHER</b>	IP WLS BF H R ER SO BB IBB HBP BLK WP HR S P ERA WHIP												<b>PITCHER</b>	IP WLS BF H R ER SO BB IBB HBP BLK WP HR S P ERA WHIP								
40 Daniel Cabrera, R (1, 1) ERA: 4.75	7.0 W 25 4 0 0 10 1 0 0 0 1 0 70 108 0.00 0.714																					
Tim Byrdak, L (8, 1) ERA: 4.84	1.0 4 0 0 0 1 1 0 0 0 0 0 11 17 0.00 1.000																					
47 Aaron Rakers, R (9, 1) ERA: 3.86	1.0 4 1 0 0 0 0 0 0 0 0 0 9 13 0.00 1.000																					

Toronto Blue Jays @ Baltimore Orioles  
 Oriole Park at Camden Yards, Baltimore, MD

AB	31
R	0
H	5
RBI	0
BB	2
SO	11
LOB	13



Tue Sep 06 2005, 7:05 PM EDT  
 Att. 20,729 - Clear - 79 F

livebaseballscorecards.com

Batter	1	2	3	4	5	6	7	8	9
1 Brian Roberts, S OBP: 0.386, SLG: 0.513 (1, 4)	0-0 F9	1-1 FC5-4		2-2 G6-3			0-0 G3	2-0	
6 Melvin Mora, R OBP: 0.338, SLG: 0.447 (1, 5)	4-2 BB		4-1 FC6-4		0-1 F9		1-1 G5-3	4-1 BB	
10 Miguel Tejada, R OBP: 0.361, SLG: 0.548 (1, 6)	0-1 F7		4-0 FC6-4		4-2 G4-3		1-0	3-3 K	
31 Jay Gibbons, L OBP: 0.304, SLG: 0.500 (1, 9)	0-3 K		3-2 FC6-4		3-2 G4-3		1-1		
David Newhan, L OBP: 0.272, SLG: 0.323 (7, PR) (8, 9)			1-2 2-3		1-3		1B HBP		
Javy Lopez, R OBP: 0.326, SLG: 0.466 (1, 10)		1-1 G1-3	0-2 FC6-4		1-0		2-0	1-3 2-H	
Alejandro Freire, R OBP: 0.385, SLG: 0.441 (1, 3)		4-0	2-2		3-H		4-2		
Walter Young, L OBP: 0.353, SLG: 0.350 (7, PR) (8, 3)		1B BB	1-2 3-H		0-0 G5-3		1-2		
Chris Gomez, R OBP: 0.308, SLG: 0.395 (1, 7)		1-3 K	0-2 G5-4-3		1-1 G3		2-2		
Luis Matos, R OBP: 0.349, SLG: 0.381 (1, 8)	4-2	1B BB			3-1 G5-3		2-3	0-2 F9	
Geronimo Gil, R OBP: 0.212, SLG: 0.337 (1, 2)	0-0	1-2			1-2 G5-3		1-1	0-0 F9	

Inning Stats	R: 0	H: 0	E: 0	K: 12	S: 12	R: 1	H: 1	E: 0	K: 10	S: 10	R: 0	H: 0	E: 0	K: 8	S: 8	R: 1	H: 2	E: 0	K: 12	S: 12	R: 0	H: 1	E: 0	K: 14	S: 14	
	0	0	0	12	12	1	1	0	10	10	0	0	0	8	8	1	2	0	12	12	0	1	0	0	14	14

PITCHER	IP	WLS	BF	H	R	ER	SO	BB	IBB	HBP	BLK	WP	HR	S	P	ERA	WHIP
Ted Lilly, L ERA: 5.65 (1, 1)	2.1	L	15	3	3	3	2	5	0	0	0	0	0	35	63	11.57	3.429
22 Brandon League, R ERA: 7.82 (3, 1)	2.2		9	1	1	1	0	1	0	0	0	1	0	21	35	3.38	0.750
40 Dustin McGowan, R ERA: 7.93 (6, 1)	2.0		10	2	1	1	1	1	0	1	0	0	0	20	35	4.50	1.500
28 Shaun Marcum, R ERA: (8, 1)	1.0		5	1	0	0	1	1	0	0	0	0	0	14	23	0.00	2.000

AB R H RBI BB SO LOB

5	0	1	0	0	0	2
2	1	0	0	3	0	0
3	3	1	0	2	1	3
3	0	1	0	0	1	2
0	0	0	0	0	0	0
4	0	2	3	0	0	2
2	1	1	1	1	0	1
0	0	0	0	1	0	0
0	0	0	0	0	0	0
4	0	0	0	0	1	6
3	0	0	0	1	1	0
4	0	1	1	0	0	0

AB	30
R	5
H	7
RBI	5
BB	8
SO	4
LOB	16



WP	PA
1	39

Toronto Blue Jays @ Baltimore Orioles  
 Oriole Park at Camden Yards, Baltimore, MD  
 Tue Sep 06 2005, 7:05 PM EDT  
 Att. 20,729 - Clear - 79 F

livebaseballscorecards.com

**Toronto Blue Jays @ Baltimore Orioles**  
**Oriole Park at Camden Yards, Baltimore, MD**

livebaseballscorecards.com

<b>AB</b>	<b>34</b>
<b>R</b>	<b>7</b>
<b>H</b>	<b>10</b>
<b>RBI</b>	<b>7</b>
<b>BB</b>	<b>3</b>
<b>SO</b>	<b>6</b>
<b>LOB</b>	<b>10</b>



WP: 0	PA: 39
PB: 0	
SB: 1	
CS: 1	

Wed Sep 07 2005, 7:05 PM EDT  
 Att. 20,146 - Clear - 81 F

AB	R	H	RBI	BB	SO	LOB
5	2	2	1	0	0	1
2	1	1	1	2	0	1
1	0	0	0	0	1	0
4	0	0	0	1	1	4
2	0	0	2	0	1	0
4	0	1	1	0	0	1
4	0	0	0	0	0	2
4	1	2	1	0	0	0
4	2	2	0	0	1	1
3	1	2	1	0	1	0
1	0	0	0	0	1	0

Batter	1	2	3	4	5	6	7	8	9
<b>8 Russ Adams, L</b> OBP: 0.343, SLG: 0.416 (1, 6)	1-2 10 FC6 47 SF8 2B		2-1 F7		0-1 G4-3		1-0 10 BB 47 SF9 1B		0-1 P6
<b>Frank Catalanotto, L</b> OBP: 0.357, SLG: 0.418 <b>15 Alex Rios, R</b> OBP: 0.309, SLG: 0.390 (1, 7) (7, 9)	4-2 10 FC6 BB		4-0 BB		3-2 F7		0-1 47 SF9 10 BB 1B		1-3 K
<b>10 Vernon Wells, R</b> OBP: 0.319, SLG: 0.471 (1, 8)	1-2 FC6 1-2f 2-3		0-0 G5-3		1-3 K		4-2 1B 1-2 2-3 BB		0-2 F9
<b>47 Corey Koskie, L</b> OBP: 0.323, SLG: 0.401 (1, 10)	3-1 SF8 3-H			1-3 K		1-0 G3		1-0 SF9 2-3 3-H	
<b>Shea Hillenbrand, R</b> OBP: 0.344, SLG: 0.453 (1, 5)	3-1 F8			2-1 G1-3		0-0 F9		0-0 1B 1-2 3-H	
<b>Eric Hinske, L</b> OBP: 0.335, SLG: 0.418 (1, 3)				0-0 P5		1-2 F7		1-1 F8	
<b>9 Gregg Zaun, S</b> OBP: 0.363, SLG: 0.385 (1, 2)						3-2 HR		2-2 F8 3 CS 1B	
<b>3 Reed Johnson, R</b> OBP: 0.337, SLG: 0.429 (1, 9) (7, 7)						0-1 1B 2B		0-1 E 8 1B 1B	
<b>Orlando Hudson, S</b> OBP: 0.315, SLG: 0.412 <b>2 Aaron Hill, R</b> OBP: 0.334, SLG: 0.397 (1, 4) (7, 4)						0-0 8 G4-3 8 S 1B		1-0 E8 8 1B 1B	

Inning Stats	R	H	E	K	S	R	H	E	K	S	R	H	E	K	S	R	H	E	K	S	R	H	E	K	S	R	H	E	K	S
	1	1	0	0	14	0	0	0	0	7	0	0	0	0	19	0	0	0	0	5	4	0	0	0	8	0	0	0	14	

PITCHER	IP	WLS	BF	H	R	ER	SO	BB	IBB	HBP	BLK	WP	HR	S	P	ERA	WHIP
<b>John Maine, R</b> ERA: 3.38 (1, 1)	5.0		21	4	3	3	3	2	0	0	0	0	1	53	89	5.40	1.200
<b>Jorge Julio, R</b> ERA: 5.63 (6, 1)	1.1	L	6	2	2	2	0	0	0	0	0	0	0	12	17	13.50	1.500
<b>37 Chris Ray, R</b> ERA: 2.84 (7, 1)	0.0	B	3	2	0	0	0	1	0	0	0	0	0	5	10	∞	∞
<b>Steve Kline, L</b> ERA: 4.47 (7, 1)	0.1		1	0	1	1	0	0	0	0	0	0	0	1	2	27.00	0.000
<b>Todd Williams, R</b> ERA: 3.34 (7, 1)	0.1		2	1	1	1	0	0	0	0	0	0	0	3	4	27.00	3.000

PITCHER	IP	WLS	BF	H	R	ER	SO	BB	IBB	HBP	BLK	WP	HR	S	P	ERA	WHIP
<b>Jason Grimsley, R</b> ERA: 7.02 (8, 1)	1.0		3	1	0	0	2	0	0	0	0	0	0	8	14	0.00	1.000
<b>B.J. Ryan, L</b> ERA: 2.54 (9, 1)	1.0		3	0	0	0	1	0	0	0	0	0	0	8	9	0.00	0.000

Batter	1	2	3	4	5	6	7	8	9
<b>8 Russ Adams, L</b> OBP: 0.343, SLG: 0.416 (1, 6)	1-2 10 FC6 47 SF8 2B		2-1 F7		0-1 G4-3		1-0 10 BB 47 SF9 1B		0-1 P6
<b>Frank Catalanotto, L</b> OBP: 0.357, SLG: 0.418 <b>15 Alex Rios, R</b> OBP: 0.309, SLG: 0.390 (1, 7) (7, 9)	4-2 10 FC6 BB		4-0 BB		3-2 F7		0-1 47 SF9 10 BB 1B		1-3 K
<b>10 Vernon Wells, R</b> OBP: 0.319, SLG: 0.471 (1, 8)	1-2 FC6 1-2f 2-3		0-0 G5-3		1-3 K		4-2 1B 1-2 2-3 BB		0-2 F9
<b>47 Corey Koskie, L</b> OBP: 0.323, SLG: 0.401 (1, 10)	3-1 SF8 3-H			1-3 K		1-0 G3		1-0 SF9 2-3 3-H	
<b>Shea Hillenbrand, R</b> OBP: 0.344, SLG: 0.453 (1, 5)	3-1 F8			2-1 G1-3		0-0 F9		0-0 1B 1-2 3-H	
<b>Eric Hinske, L</b> OBP: 0.335, SLG: 0.418 (1, 3)				0-0 P5		1-2 F7		1-1 F8	
<b>9 Gregg Zaun, S</b> OBP: 0.363, SLG: 0.385 (1, 2)						3-2 HR		2-2 F8 3 CS 1B	
<b>3 Reed Johnson, R</b> OBP: 0.337, SLG: 0.429 (1, 9) (7, 7)						0-1 1B 2B		0-1 E 8 1B 1B	
<b>Orlando Hudson, S</b> OBP: 0.315, SLG: 0.412 <b>2 Aaron Hill, R</b> OBP: 0.334, SLG: 0.397 (1, 4) (7, 4)						0-0 8 G4-3 8 S 1B		1-0 E8 8 1B 1B	

Batter	1	2	3	4	5	6	7	8	9	AB R H RBI BB SO LOB
1 Brian Roberts, S OBP: 0.385, SLG: 0.513 (1, 4)	0-2 3B		1-3 K	0-0 F8		3-1 F7			2-3 K	5 0 1 0 0 2 2
6 Melvin Mora, R OBP: 0.341, SLG: 0.447 (1, 5)	1-3 K1-2-3		4-1 BB		1-0 G4-3	0-0 10 FC5-4 1B			2-1 10 FC1-6 1B	4 0 2 0 1 1 1
10 Miguel Tejada, R OBP: 0.360, SLG: 0.548 (1, 6)	0-3 K		1-3 K		0-0 31 1B 3B	2-1 FC5-4 1-2f			1-1 FC1-6 1-2f	5 1 1 0 0 2 4
31 Jay Gibbons, L OBP: 0.303, SLG: 0.496 (1, 9)	2-3 K2-3			0-1 P4	0-1 2B 1B			1-2 G3-1	2-2 K	5 1 1 1 0 2 2
Javy Lopez, R OBP: 0.331, SLG: 0.471 (1, 2)		3-2 E 1B		4-2 2B BB	0-0 1-H 2B			2-1 F9		3 1 2 1 1 0 0
Alejandro Freire, R OBP: 0.405, SLG: 0.472 Walter Young, L (7, PH) (8, 10)		1-3 K		0-0 1-H E 2B	4-1 BB			1-3 K		2 1 1 1 1 1 1 1 0 0 0 0 1 0
Eric Byrnes, R OBP: 0.305, SLG: 0.392 David Newhan, L OBP: 0.270, SLG: 0.321 (8, PH) (9, 7)		2-2 SAFE E5 G4-6-3		3-1 L7	1-2 F8			2-1 G4-3		3 0 0 0 0 0 4 1 0 0 0 0 0 0
Chris Gomez, R OBP: 0.353, SLG: 0.350 B.J. Surhoff, L OBP: 0.275, SLG: 0.375 (8, PH) (9, 3)		1-2 G4-6-3 1-2f		2-1 E6 1B	0-0 L7			1-1 F7		3 0 1 0 0 0 4 1 0 0 0 0 0 0
Luis Matos, R OBP: 0.347, SLG: 0.377 (1, 8)			0-0 P6	4-1 BB		1-3 K		2-0 L7		3 0 0 0 1 1 0

Inning Stats	R: 0 E: 0 K: 3 S: 13	H: 1 LOB: 1 BB: 0 P: 16	R: 0 E: 1 K: 1 S: 13	H: 1 LOB: 1 BB: 0 P: 20	R: 0 E: 0 K: 2 S: 9	H: 0 LOB: 1 BB: 1 P: 15	R: 2 E: 1 K: 0 S: 11	H: 2 LOB: 2 BB: 2 P: 24	R: 2 E: 0 K: 0 S: 10	H: 3 LOB: 2 BB: 1 P: 16	R: 0 E: 0 K: 1 S: 9	H: 1 LOB: 1 BB: 0 P: 15	R: 0 E: 0 K: 1 S: 11	H: 0 LOB: 0 BB: 0 P: 15	R: 0 E: 0 K: 0 S: 5	H: 0 LOB: 0 BB: 0 P: 10	R: 0 E: 1 K: 2 S: 11	H: 1 LOB: 1 BB: 0 P: 18	1B: 5 2B: 2 3B: 2 HR: 0	SF: 0 SAC: 0 DP: 1 HBP: 0
--------------	-------------------------------	----------------------------------	-------------------------------	----------------------------------	------------------------------	----------------------------------	-------------------------------	----------------------------------	-------------------------------	----------------------------------	------------------------------	----------------------------------	-------------------------------	----------------------------------	------------------------------	----------------------------------	-------------------------------	----------------------------------	----------------------------------	------------------------------------

**BOTTOM**

**Toronto Blue Jays @ Baltimore Orioles**  
 Oriole Park at Camden Yards, Baltimore, MD

Wed Sep 07 2005, 7:05 PM EDT  
 Att. 20,146 - Clear - 81 F

AB	36
R	4
H	9
RBI	3
BB	4
SO	10
LOB	18

WP: 0 PA: 40  
 PB: 0  
 SB: 0  
 CS: 0



PITCHER	IP	WLS	BF	H	R	ER	SO	BB	IBB	HBP	BLK	WP	HR	S	P	ERA	WHIP
37 Scott Downs, L ERA: 4.19	4.1		24	7	4	3	6	4	0	0	0	0	0	52	86	6.23	2.538
Pete Walker, R ERA: 2.93	1.2	W	6	1	0	0	1	0	0	0	0	0	0	13	20	0.00	0.600
54 Jason Frasor, R ERA: 3.66	2.0	H	6	0	0	0	1	0	0	0	0	0	0	16	25	0.00	0.000
Miguel Batista, R ERA: 3.53	1.0	S	4	1	0	0	2	0	0	0	0	0	0	11	18	0.00	1.000

Batter	1	2	3	4	5	6	7	8	9	AB R H RBI BB SO LOB	TOP									
8 Russ Adams, L (1, 6) OBP: 0.341, SLG: 0.416	1-1 G4-3	1-2 L3		1-2 SAFE 3-2 G3			1-0 SAFE 1-0 47 1B 2B		2-0 F7	5 1 1 1 0 0 3										
Frank Catalanotto, L (1, 7) OBP: 0.358, SLG: 0.419 3 Reed Johnson, R (8, 7) OBP: 0.336, SLG: 0.427	1-1 47 E 1B	1-0 2-H 1B		3-1 F8			1-2 G1-3		0-0 F9	4 1 2 1 0 0 2 1 0 0 0 0 0 0										
10 Vernon Wells, R (1, 8) OBP: 0.316, SLG: 0.466	1-3 K	0-1 F8			0-0 F7		1-0 G5-3		0-0 G6-3	5 0 0 0 0 1 3										
47 Corey Koskie, L (1, 5) OBP: 0.325, SLG: 0.413	3-1 E3 E 1-2			3-1 HR			1-0 G4-3 FC4-6 1B			4 2 2 2 0 0 1										
Shea Hillenbrand, R (1, 3) OBP: 0.343, SLG: 0.452	2-2 E8 1-H 2-H			2-1 F8-4 1B			1-2 P3 1-2f			4 0 1 0 0 0 1										
9 Gregg Zaun, S (1, 2) OBP: 0.359, SLG: 0.381	2-3 K			0-1 F7			1-1 P3		2-2 G4-3	4 0 0 0 0 1 2										
Eric Hinske, L (1, 10) OBP: 0.336, SLG: 0.421				2-0 F8-4 1B			2-3 K		1-2 G1-6-3 2 2 WP 1B	4 1 2 0 0 1 1										
2 Aaron Hill, R (1, 4) OBP: 0.333, SLG: 0.393				0-1 L6			0-0 F7		3-1 G1-6-3	3 1 0 0 1 0 1										
Gabe Gross, L (1, 9) OBP: 0.321, SLG: 0.306				0-0 8 G3 1B			1-1 8 2B 1B		0-1 G6-3	4 1 3 1 0 0 1										
<b>Inning Stats</b>	R: 2 E: 2 K: 2 S: 17	H: 1 LOB: 1 BB: 0 P: 27	R: 2 E: 0 K: 0 S: 18	H: 3 LOB: 1 BB: 1 P: 29	R: 1 E: 0 K: 0 S: 7	H: 2 LOB: 0 BB: 0 P: 14	R: 0 E: 0 K: 0 S: 11	H: 1 LOB: 1 BB: 0 P: 17	R: 0 E: 0 K: 1 S: 7	H: 0 LOB: 0 BB: 0 P: 10	R: 2 E: 0 K: 0 S: 11	H: 3 LOB: 1 BB: 0 P: 17	R: 0 E: 0 K: 0 S: 10	H: 1 LOB: 1 BB: 0 P: 16	R: 0 E: 0 K: 0 S: 3	H: 0 LOB: 0 BB: 0 P: 5	1B: 8 2B: 4 3B: 0 HR: 1	SF: 0 SAC: 0 DP: 2 HBP: 0	WP: 1 PB: 0 SB: 0 CS: 0	PA: 39
<b>PITCHER</b>	IP WLS BF H R ER SO BB IBB HBP BLK WP HR S P ERA WHIP																			IP WLS BF H R ER SO BB IBB HBP BLK WP HR S P ERA WHIP
37 Seth McClung, R (1, 1) ERA: 6.32	2.0 L 14 6 5 3 2 1 0 0 0 0 1 39 65 13.50 3.500																			
Lance Carter, R (3, 1) ERA: 5.04	4.2 16 3 2 2 1 0 0 0 0 0 0 0 32 50 3.86 0.643																			
Joe Beimel, L (7, 1) ERA:	1.1 6 2 0 0 0 0 0 0 0 0 1 0 14 22 0.00 1.500																			
Jesus Colome, R (9, 1) ERA: 5.6	1.0 3 0 0 0 0 0 0 0 0 0 0 0 3 5 0.00 0.000																			

Toronto Blue Jays @ Tampa Bay Devil Rays  
Tropicana Field, St. Petersburg, FL  
Fri Sep 09 2005, 7:15 PM EDT  
Att: 10,092 - Dome - 72 F

AB	38
R	7
H	11
RBI	5
BB	1
SO	3
LOB	15



WP: 1	PA: 39
PB: 0	
SB: 0	
CS: 0	

ERA	WHIP



Batter	1	2	3	4	5	6	7	8	9	AB R H RBI BB SO LOB
Julio Lugo, R OBP: 0.361, SLG: 0.399 (1, 6)	1-2 13 2B 3 G5-3 1B	4-2 13 1B 1-2 BB		2-1 B1-3			2-2 F8		4-0 1-2 BB	3 1 1 0 2 0 0
13 Carl Crawford, L OBP: 0.322, SLG: 0.458 (1, 7)	0-1 1-3 2B 2B	2-2 1-2 2-3 1B			0-1 31 1B 1B		3-2 F8		1-0 F7	5 1 3 0 0 0 2
3 Jorge Cantu, R OBP: 0.316, SLG: 0.498 (1, 4)	0-0 G5-3	1-2 G4-3			1-1 SAFE L7		1-0 2B		1-0 F9	5 0 1 1 0 0 7
Aubrey Huff, L OBP: 0.321, SLG: 0.431 (1, 9)	0-1 2-H 2B		1-3 K		2-0 F8		1-0 F9			4 0 1 1 0 1 2
31 Jonny Gomes, R OBP: 0.388, SLG: 0.559 (1, 10)	3-3 K		1-2 1B		3-2 1-H 1B			1-0 F7		4 0 2 0 0 1 1
Travis Lee, L OBP: 0.338, SLG: 0.437 (1, 3)	2-3 K		0-0 F7			0-0 F7		0-3 K		4 0 0 0 0 2 2
Nick Green, R OBP: 0.331, SLG: 0.350 (1, 5)		0-0 F8	0-2 F8			0-2 G5-3		3-3 K		4 0 0 0 0 1 1
Toby Hall, R OBP: 0.319, SLG: 0.373 (1, 2)		0-1 13 1B BB 1B		0-1 F8		0-0 1B		0-1 F9		4 0 2 0 0 0 0
Joey Gathright, L OBP: 0.318, SLG: 0.354 (1, 8)		0-3 K		0-3 K		0-0 F8		2-2 BB HBP		3 0 0 0 0 2 2 0 0 0 0 0 0 0

Inning Stats	R: 2	H: 3	E: 0	K: 2	S: 17	LOB: 1	BB: 0	P: 23	R: 0	H: 2	E: 0	K: 1	S: 19	LOB: 3	BB: 1	P: 26	R: 0	H: 1	E: 0	K: 1	S: 10	LOB: 1	BB: 0	P: 12	R: 0	H: 0	E: 0	K: 1	S: 7	LOB: 0	BB: 0	P: 9	R: 0	H: 2	E: 0	K: 0	S: 8	LOB: 2	BB: 0	P: 14	R: 0	H: 1	E: 0	K: 0	S: 6	LOB: 1	BB: 0	P: 6	R: 0	H: 1	E: 0	K: 0	S: 9	LOB: 1	BB: 0	P: 16	R: 0	H: 0	E: 0	K: 2	S: 8	LOB: 0	BB: 0	P: 12	R: 0	H: 0	E: 0	K: 0	S: 6	LOB: 2	BB: 1	P: 14	1B: 7	SF: 0	2B: 3	SAC: 0	3B: 0	DP: 0	HR: 0	HBP: 1	WP: 0	PA: 39
--------------	------	------	------	------	-------	--------	-------	-------	------	------	------	------	-------	--------	-------	-------	------	------	------	------	-------	--------	-------	-------	------	------	------	------	------	--------	-------	------	------	------	------	------	------	--------	-------	-------	------	------	------	------	------	--------	-------	------	------	------	------	------	------	--------	-------	-------	------	------	------	------	------	--------	-------	-------	------	------	------	------	------	--------	-------	-------	-------	-------	-------	--------	-------	-------	-------	--------	-------	--------

PITCHER	IP	WLS	BF	H	R	ER	SO	BB	IBB	HBP	BLK	WP	HR	S	P	ERA	WHIP
Josh Towers, R ERA: 3.88 (1, 1)	6.0	W	27	9	2	2	5	1	0	0	0	0	0	67	90	3.00	1.667
Vinnie Chulk, R ERA: 3.44 (7, 1)	1.0		4	1	0	0	0	0	0	0	0	0	0	9	16	0.00	1.000
Justin Speier, R ERA: 2.72 (8, 1)	1.0		3	0	0	0	2	0	0	0	0	0	0	8	12	0.00	0.000
Scott Schoeneweis, L ERA: 3.72 (9, 1)	1.0		5	0	0	0	0	1	0	1	0	0	0	6	14	0.00	1.000

**BOTTOM**

**Toronto Blue Jays @ Tampa Bay Devil Rays**  
Tropicana Field, St. Petersburg, FL

Fri Sep 09 2005, 7:15 PM EDT  
Att: 10,092 - Dome - 72 F

AB	36
R	2
H	10
RBI	2
BB	2
SO	7
LOB	17




PITCHER	IP	WLS	BF	H	R	ER	SO	BB	IBB	HBP	BLK	WP	HR	S	P	ERA	WHIP
Josh Towers, R ERA: 3.88 (1, 1)	6.0	W	27	9	2	2	5	1	0	0	0	0	0	67	90	3.00	1.667
Vinnie Chulk, R ERA: 3.44 (7, 1)	1.0		4	1	0	0	0	0	0	0	0	0	0	9	16	0.00	1.000
Justin Speier, R ERA: 2.72 (8, 1)	1.0		3	0	0	0	2	0	0	0	0	0	0	8	12	0.00	0.000
Scott Schoeneweis, L ERA: 3.72 (9, 1)	1.0		5	0	0	0	0	1	0	1	0	0	0	6	14	0.00	1.000

Batter	1	2	3	4	5	6	7	8	9	AB R H RBI BB SO LOB	TOP																
8 Russ Adams, L (1, 6) OBP: 0.340, SLG: 0.413	1-3 K	3-3 K			0-1 G4-3		2-3 K		0-1 G5-3 1B	5 0 1 1 0 3 3																	
3 Reed Johnson, R (1, 7) OBP: 0.334, SLG: 0.424	1-1 1B		0-0 F9		0-0 P3		1-3 K		0-2 G5-3 1B	5 0 1 0 0 1 3																	
10 Vernon Wells, R (1, 8) OBP: 0.315, SLG: 0.466	0-3 K		1-1 2B		1-2 F7			3-1 G6-3 1B	1-1 P3	5 0 1 0 0 1 3																	
47 Corey Koskie, L (1, 5) OBP: 0.321, SLG: 0.407	1-3 K		1-3 K			0-3 K		0-2 G4-3		4 0 0 0 0 3 2																	
Shea Hillenbrand, R (1, 3) OBP: 0.344, SLG: 0.454		0-2 15 FC6-4 1B	0-2 F8		0-1 2B		1-2 F7			4 0 2 0 0 0 1																	
2 Aaron Hill, R (1, 4) OBP: 0.332, SLG: 0.391		0-0 F8		1-2 1B		0-0 F9		1-0 F7		4 0 1 0 0 0 2																	
15 Alex Rios, R (1, 9) OBP: 0.307, SLG: 0.387 Frank Catalanotto, L (9, PH) OBP: 0.360, SLG: 0.419 Gabe Gross, L (9, 9) OBP: 0.321, SLG: 0.306		0-2 FC6-4 1B E	3-2 F9		3-3 K		4-0 1B 9 1B BB			3 1 0 0 0 1 3 0 1 0 0 1 0 0 0 0 0 0 0 0 0	AB 36 R 3 H 9 RBI 2 BB 2 SO 11 LOB 19																
Frank Menechino, R (1, 10) OBP: 0.367, SLG: 0.359 Eric Hinske, L (9, PH) OBP: 0.338, SLG: 0.422		4-2 E BB	0-3 K		0-2 F9		0-0 8 1B 9 1B 1B			2 0 0 0 1 1 1 1 1 1 0 0 0 0																	
Guillermo Quiroz, R (1, 2) OBP: 0.154, SLG: 0.083 9 Gregg Zaun, S (9, PH) OBP: 0.361, SLG: 0.382		2-1 E6 1B	1-3 K		1-1 HBP		0-1 3 G5-3 8 1B 1B			2 0 1 0 0 1 1 1 0 1 1 0 0 0																	
<b>Inning Stats</b>	R: 0 E: 0 K: 3 S: 11	H: 1 LOB: 1 BB: 0 P: 14	R: 1 E: 1 K: 1 S: 17	H: 2 LOB: 2 BB: 1 P: 26	R: 0 E: 0 K: 1 S: 11	H: 1 LOB: 1 BB: 0 P: 13	R: 0 E: 0 K: 2 S: 13	H: 1 LOB: 1 BB: 0 P: 18	R: 0 E: 0 K: 0 S: 8	H: 0 LOB: 0 BB: 0 P: 9	R: 0 E: 0 K: 2 S: 11	H: 1 LOB: 1 BB: 0 P: 14	R: 0 E: 0 K: 2 S: 10	H: 0 LOB: 1 BB: 0 P: 14	R: 0 E: 0 K: 0 S: 8	H: 0 LOB: 0 BB: 0 P: 12	R: 2 E: 0 K: 0 S: 12	H: 3 LOB: 2 BB: 1 P: 18	1B: 7 2B: 2 3B: 0 HR: 0	SF: 0 SAC: 0 DP: 0 HBP: 1	WP: 0 PB: 0 SB: 1 CS: 0	PA: 39					
<b>PITCHER</b>	IP WLS BF H R ER SO BB IBB HBP BLK WP HR S P ERA WHIP																										
19 Scott Kazmir, L (1, 1) ERA: 3.85	7.0		29	6	1	0	11	1	0	1	0	0	0	81	108	0.00	1.000										
Joe Borowski, R (8, 1) ERA: 3.62	1.0	H	3	0	0	0	0	0	0	0	0	0	0	8	12	0.00	0.000										
Danys Baez, R (9, 1) ERA: 2.76	1.0	L	7	3	2	2	0	1	0	0	0	0	0	12	18	18.00	4.000										

Toronto Blue Jays @ Tampa Bay Devil Rays  
Tropicana Field, St. Petersburg, FL  
Sat Sep 10 2005, 6:15 PM EDT  
Att. 10,984 - Dome - 72 F

livebaseballscorecards.com



Batter	1	2	3	4	5	6	7	8	9	AB R H RBI BB SO LOB
Julio Lugo, R OBP: 0.360, SLG: 0.396 (1, 6) C T B X	1-2 F8		2-2 G5-3		1-2 G3-1			1 SAFE 0-0 SH3-4		3 0 0 0 0 0 0
13 Carl Crawford, L OBP: 0.321, SLG: 0.456 (1, 7) F X	0-1 G5-3		0-0 1B		0-2 F7			2-2 G4-3		4 0 1 0 0 0 1
3 Jorge Cantu, R OBP: 0.315, SLG: 0.496 (1, 4) F X	0-1 1B		0-3 K			1-0 F8		2-2 G4-3		4 0 1 0 0 1 2
Aubrey Huff, L OBP: 0.318, SLG: 0.428 (1, 9) C SAFE X	0-1 G4-3			0-0 P5		3-2 K		0-2 F9		4 0 0 0 0 1 1
31 Jonny Gomes, R OBP: 0.390, SLG: 0.555 (1, 10) B B B B		4-1 F8 BB		4-0 S HR BB		0-0 F8		3-3 K		2 1 0 0 2 1 0
Travis Lee, L OBP: 0.337, SLG: 0.433 (1, 3) B B SAFE B B		4-0 G4-6-3 BB		2-1 F9			1-2 G6-3		1-3 K	3 0 0 0 1 1 1
Damon Hollins, R OBP: 0.306, SLG: 0.436 (1, 8) Joey Gathright, L OBP: 0.318, SLG: 0.354 (8, 8) C X	0-1 F8		1-1 1-H HR				1-3 K			3 1 1 2 0 1 2 0 0 0 0 0 0 0
Toby Hall, R OBP: 0.316, SLG: 0.370 (1, 2) F SAFE F D B X	2-2 G4-6-3		1-2 G4-3				0-1 P2			3 0 0 0 0 0 2
Alex Gonzalez, R OBP: 0.309, SLG: 0.404 (1, 5) C X			0-1 G4-3		2-2 F9			0-1 13 G4-3 SH3-4 1B		3 0 1 0 0 0 0

Inning Stats	R: 0 E: 0 K: 0 S: 9	H: 1 LOB: 1 BB: 0 P: 10	R: 0 E: 0 K: 0 S: 6	H: 0 LOB: 1 BB: 2 P: 16	R: 0 E: 0 K: 1 S: 9	H: 1 LOB: 1 BB: 0 P: 11	R: 2 E: 0 K: 0 S: 10	H: 1 LOB: 0 BB: 1 P: 18	R: 0 E: 0 K: 0 S: 9	H: 0 LOB: 0 BB: 0 P: 12	R: 0 E: 0 K: 1 S: 7	H: 0 LOB: 0 BB: 0 P: 11	R: 0 E: 0 K: 1 S: 8	H: 0 LOB: 0 BB: 0 P: 10	R: 0 E: 0 K: 0 S: 11	H: 1 LOB: 1 BB: 0 P: 15	R: 0 E: 0 K: 2 S: 11	H: 0 LOB: 0 BB: 0 P: 15	1B: 3 2B: 0 3B: 0 HR: 1	SF: 0 SAC: 1 DP: 1 HBP: 0	WP: 0 PB: 0 SB: 1 CS: 0	PA: 33	
PITCHER	IP	WLS	BF	H	R	ER	SO	BB	IBB	HBP	BLK	WP	HR	S	P	ERA	WHIP						
Dave Bush, R ERA: 4.0 (1, 1)	8.0	W	30	4	2	2	3	3	0	0	0	0	1	69	103	2.25	0.875						
Miguel Batista, R ERA: 3.48 (9, 1)	1.0	S	3	0	0	0	2	0	0	0	0	0	0	11	15	0.00	0.000						

BOTTOM

Toronto Blue Jays @ Tampa Bay Devil Rays  
Tropicana Field, St. Petersburg, FL

livebaseballscorecards.com

AB	29
R	2
H	4
RBI	2
BB	3
SO	5
LOB	9



Sat Sep 10 2005, 6:15 PM EDT  
Att: 10,984 - Dome - 72 F

Batter	1	2	3	4	5	6	7	8	9	10	11	AB R H RBI BB SO LOB	TOP			
8 Russ Adams, L OBP: 0.335, SLG: 0.407 <small>(1, 6)</small>												6 0 0 0 0 2 2	<b>Toronto Blue Jays @ Tampa Bay Devil Rays</b> Tropicana Field, St. Petersburg, FL Sun Sep 11 2005, 2:15 PM EDT Att. 10,590 - Dome - 72 F			
3 Reed Johnson, R OBP: 0.334, SLG: 0.422 Frank Catalanotto, L OBP: 0.362, SLG: 0.424 Gabe Gross, L OBP: 0.333, SLG: 0.306 <small>(1, 7)</small> <small>(8, PH)</small> <small>(8, 7)</small>												2 0 0 0 1 1 0 1 1 1 0 0 0 0 0 0 0 0 1 0 0				
10 Vernon Wells, R OBP: 0.316, SLG: 0.465 <small>(1, 8)</small>												5 0 2 0 0 2 2				
47 Corey Koskie, L OBP: 0.319, SLG: 0.401 <small>(1, 5)</small>												4 1 0 0 1 1 3				
Shea Hillenbrand, R OBP: 0.348, SLG: 0.460 <small>(1, 3)</small>												4 2 3 1 0 0 0				
2 Aaron Hill, R OBP: 0.333, SLG: 0.391 <small>(1, 4)</small>												3 1 1 1 1 1 1				
9 Gregg Zaun, S OBP: 0.359, SLG: 0.378 <small>(1, 2)</small>												4 0 0 0 1 2 5				
15 Alex Rios, R OBP: 0.304, SLG: 0.384 <small>(1, 9)</small>												4 0 0 1 0 2 4				
Guillermo Quiroz, R OBP: 0.176, SLG: 0.188 Eric Hinske, L OBP: 0.339, SLG: 0.422 <small>(1, 10)</small> <small>(11, PH)</small> <small>(11, 10)</small>												4 0 1 2 0 1 1 0 0 0 0 1 0 0				
<b>Inning Stats</b>	R: 0 H: 1 E: 0 LOB: 1 K: 1 BB: 0 S: 8 P: 10	R: 1 H: 0 E: 0 LOB: 1 K: 1 BB: 1 S: 13 P: 21	R: 0 H: 0 E: 0 LOB: 0 K: 2 BB: 0 S: 9 P: 11	R: 0 H: 1 E: 0 LOB: 1 K: 1 BB: 0 S: 8 P: 9	R: 0 H: 0 E: 0 LOB: 0 K: 1 BB: 0 S: 9 P: 13	R: 0 H: 0 E: 0 LOB: 0 K: 0 BB: 1 S: 4 P: 10	R: 2 H: 3 E: 1 LOB: 1 K: 2 BB: 0 S: 15 P: 22	R: 2 H: 2 E: 0 LOB: 2 K: 1 BB: 2 S: 12 P: 26	R: 0 H: 1 E: 0 LOB: 2 K: 2 BB: 1 S: 13 P: 21	R: 0 H: 0 E: 0 LOB: 0 K: 1 BB: 0 S: 11 P: 13	R: 0 H: 0 E: 0 LOB: 0 K: 0 BB: 1 S: 5 P: 10	1B: 4 SF: 2 2B: 5 SAC: 0 3B: 0 DP: 2 HR: 0 HBP: 1		WP: 2 PA: 46 PB: 0 SB: 0 CS: 0		
<b>PITCHER</b>	IP WLS BF H R ER SO BB IBB HBP BLK WP HR S P ERA WHIP															
Casey Fossum, L ERA: 4.73 <small>(1, 1)</small>	7.0	28	5	3	2	8	2	0	1	0	2	0	66	96	2.57	1.000
54 Chad Orvella, R ERA: 3.4 <small>(8, 1)</small>	1.0	7	2	2	2	1	1	1	0	0	0	0	12	26	18.00	3.000
Trevor Miller, L ERA: 4.62 <small>(9, 1)</small>	1.0	5	1	0	0	2	1	0	0	0	0	0	13	21	0.00	2.000
Travis Harper, R ERA: 7.36 <small>(10, 1)</small>	2.0	W 6	0	0	0	1	1	0	0	0	0	0	16	23	0.00	0.500

livebaseballscorecards.com

AB	37
R	5
H	8
RBI	5
BB	6
SO	12
LOB	18



Batter	1	2	3	4	5	6	7	8	9	10	11	AB R H RBI BB SO LOB	BOTTOM											
Julio Lugo, R OBP: 0.360, SLG: 0.398 (1, 6)	F9		E			F8		FC5-4		13 S		5 1 2 2 0 0 1	<b>Toronto Blue Jays @ Tampa Bay Devil Rays</b> Tropicana Field, St. Petersburg, FL Sun Sep 11 2005, 2:15 PM EDT Att. 10,590 - Dome - 72 F											
Damon Hollins, R OBP: 0.304, SLG: 0.432 (1, 8) (8, 7) (10, 9)	G5-3		G6-3			1B		K		K		5 0 1 0 0 2 2												
3 Jorge Cantu, R OBP: 0.316, SLG: 0.494 (1, 10)	G6-3		G6-3			K						4 1 1 0 1 1 1												
Eduardo Perez, R OBP: 0.383, SLG: 0.543 13 Carl Crawford, L OBP: 0.322, SLG: 0.456 (1, 3) (9, PH) (10, 7)		K			G6-3	K						3 0 0 0 0 2 1 1 1 0 0 1 0 2												
31 Jonny Gomes, R OBP: 0.386, SLG: 0.549 Joey Gathright, L OBP: 0.322, SLG: 0.358 (1, 7) (8, 8)		K			K		F8					3 0 0 0 0 2 0 1 1 1 0 0 0 0												
Aubrey Huff, L OBP: 0.316, SLG: 0.424 (1, 9) (10, 5)		G4-3			G1-6-3		K					5 0 0 1 0 1 2												
Alex Gonzalez, R OBP: 0.312, SLG: 0.407 Travis Lee, L OBP: 0.338, SLG: 0.433 (1, 5) (9, PH) (10, 3)			SH2-4			G4-6-3		G3-1				3 1 2 0 0 0 0 2 0 1 2 0 0 0												
Toby Hall, R OBP: 0.316, SLG: 0.369 (1, 2)			SH2-4			G4-6-3		F8		L4		4 1 1 0 0 0 2												
Nick Green, R OBP: 0.331, SLG: 0.348 (1, 4)			SH2-4			K		FC5-4		K		2 0 0 0 1 2 0												
<b>Inning Stats</b>	R: 0 H: 0 E: 0 K: 0 S: 9	H: 0 LOB: 0 BB: 0 P: 12	R: 0 H: 0 E: 0 K: 2 S: 8	H: 0 LOB: 0 BB: 0 P: 13	R: 3 H: 3 E: 0 K: 0 S: 14	H: 3 LOB: 0 BB: 0 P: 18	R: 0 H: 0 E: 0 K: 1 S: 9	H: 0 LOB: 0 BB: 0 P: 12	R: 0 H: 1 E: 0 K: 1 S: 6	H: 1 LOB: 0 BB: 0 P: 9	R: 0 H: 1 E: 0 K: 2 S: 10	H: 1 LOB: 1 BB: 0 P: 12		R: 0 H: 0 E: 0 K: 1 S: 8	H: 0 LOB: 1 BB: 1 P: 14	R: 0 H: 0 E: 0 K: 1 S: 8	H: 0 LOB: 1 BB: 1 P: 19	R: 2 H: 2 E: 0 K: 0 S: 15	H: 2 LOB: 1 BB: 1 P: 23	R: 0 H: 1 E: 0 K: 2 S: 15	H: 1 LOB: 2 BB: 1 P: 22	R: 1 H: 1 E: 0 K: 0 S: 6	H: 1 LOB: 1 BB: 0 P: 7	1B: 8 SF: 0 2B: 1 SAC: 2 3B: 0 DP: 1 HR: 0 HBP: 0
<b>PITCHER</b>	IP WLS BF H R ER SO BB IBB HBP BLK WP HR S P ERA WHIP														IP WLS BF H R ER SO BB IBB HBP BLK WP HR S P ERA WHIP									
39 Gustavo Chacin, L ERA: 3.59 (1, 1)	7.2 28 5 3 2 7 1 0 0 0 0 0 69 105 2.35 0.783																							
54 Jason Frasor, R ERA: 3.64 (8, 1)	0.1 H 1 0 0 0 1 0 0 0 0 0 0 3 4 0.00 0.000																							
Miguel Batista, R ERA: 3.69 (9, 1)	1.0 B 6 2 2 2 0 1 0 0 0 0 0 0 15 23 18.00 3.000																							
Justin Speier, R ERA: 2.69 (10, 1)	0.2 4 1 0 0 2 0 1 0 0 0 0 0 12 18 0.00 1.500																							
Scott Schoeneweis, L ERA: 3.66 (10, 1)	0.2 L 4 1 1 1 0 0 0 0 0 0 0 0 9 11 13.50 1.500																							

AB	38
R	6
H	9
RBI	5
BB	3
SO	10
LOB	11



Batter	1	2	3	4	5	6	7	8	9	10	11	AB	R	H	RBI	BB	SO	LOB	TOP								
Tony Graffanino, R (1, 4) OBP: 0.369, SLG: 0.406	F9		P3			K	1B FC3-6		L8		G4-3	6	1	1	0	0	1	0									
Edgar Renteria, R (1, 6) OBP: 0.338, SLG: 0.387	G5-3			F7		G5-3	1B FC3-6		F7		K	6	0	1	1	0	1	0									
34 David Ortiz, L (1, 10) OBP: 0.395, SLG: 0.594	K			HR		HR	1B		BB		HR	5	3	3	3	1	1	1									
Manny Ramirez, R (1, 7) OBP: 0.381, SLG: 0.565		F8		F9		HR	1B		1B		P3	6	1	3	2	0	0	0									
Jason Varitek, S (1, 2) OBP: 0.374, SLG: 0.514		K		G6-3		1B	1B		K			5	0	1	0	0	2	4									
Kevin Millar, R (1, 3) Adam Stern, L (8, PR) John Olerud, L (8, 3)		1B				F8	BB		BB		G6-3	3	0	2	0	1	0	0									
Trot Nixon, L (1, 9) OBP: 0.358, SLG: 0.456		P6				G4-3	BB		FC4-6		F7	4	0	0	0	1	0	2									
Bill Mueller, S (1, 5) OBP: 0.373, SLG: 0.432			F8			BB	1B		F8		BB	3	0	0	0	2	0	4									
Gabe Kapler, R (1, 8) OBP: 0.286, SLG: 0.359			P4			G5-3	1B		K		F8	5	1	1	0	0	1	3									
<b>Inning Stats</b>	R: 0 E: 0 K: 1 S: 8	H: 0 LOB: 0 BB: 0 P: 12	R: 0 E: 0 K: 1 S: 12	H: 1 LOB: 1 BB: 0 P: 20	R: 0 E: 0 K: 0 S: 5	H: 0 LOB: 0 BB: 0 P: 9	R: 1 E: 0 K: 0 S: 13	H: 1 LOB: 0 BB: 0 P: 21	R: 0 E: 0 K: 0 S: 13	H: 0 LOB: 1 BB: 1 P: 23	R: 2 E: 0 K: 1 S: 16	H: 4 LOB: 3 BB: 1 P: 29	R: 2 E: 0 K: 0 S: 18	H: 4 LOB: 1 BB: 0 P: 26	R: 0 E: 0 K: 1 S: 8	H: 0 LOB: 1 BB: 1 P: 14	R: 0 E: 0 K: 1 S: 12	H: 1 LOB: 2 BB: 1 P: 20	R: 0 E: 0 K: 0 S: 12	H: 0 LOB: 1 BB: 1 P: 23	R: 1 E: 0 K: 1 S: 13	H: 1 LOB: 0 BB: 0 P: 21	1B: 9 2B: 0 3B: 0 HR: 3	SF: 0 SAC: 0 DP: 1 HBP: 0	WP: 0 PB: 0 SB: 0 CS: 0	PA: 49	
<b>PITCHER</b>	IP	WLS	BF	H	R	ER	SO	BB	IBB	HBP	BLK	WP	HR	S	P	ERA	WHIP										
Ted Lilly, L (1, 1) ERA: 5.61	5.2		23	5	3	3	3	1	0	0	0	0	2	63	104	4.76	1.059										
Vinnie Chulk, R (6, 1) ERA: 3.68	0.2		8	5	2	2	0	1	0	0	0	0	0	20	34	27.00	9.000										
22 Brandon League, R (7, 1) ERA: 7.62	0.2		2	0	0	0	0	1	0	0	0	0	0	4	8	0.00	1.500										
Scott Schoeneweis, L (8, 1) ERA: 3.81	0.2		2	0	0	0	0	0	0	0	0	0	0	3	3	0.00	0.000										
Justin Speier, R (8, 1) ERA: 2.64	1.0		4	0	0	0	1	1	0	0	0	0	0	9	17	0.00	1.000										
<b>PITCHER</b>	IP	WLS	BF	H	R	ER	SO	BB	IBB	HBP	BLK	WP	HR	S	P	ERA	WHIP										
54 Jason Frasor, R (9, 1) ERA: 3.56	1.1		6	1	0	0	1	1	0	0	0	0	0	18	31	0.00	1.500										
Pete Walker, R (11, 1) ERA: 3.0	1.0	L	4	1	1	1	1	0	0	0	0	0	1	13	21	9.00	1.000										

**Boston Red Sox @ Toronto Blue Jays**  
**Rogers Centre, Toronto, ON**  
 Mon Sep 12 2005, 7:07 PM EDT  
 Att: 24,617 - Partly Cloudy - 86 F

livebaseballscorecards.com

<b>AB</b>	44
<b>R</b>	6
<b>H</b>	12
<b>RBI</b>	6
<b>BB</b>	5
<b>SO</b>	6
<b>LOB</b>	14



Batter	1	2	3	4	5	6	7	8	9	10	11	AB R H RBI BB SO LOB	BOTTOM																
8 Russ Adams, L OBP: 0.332, SLG: 0.403	1-1 G4-3		1-1 G1-3		1-2 F8		0-2 SF9		0-2 F9			4 0 0 1 0 0 1	<p><b>Boston Red Sox @ Toronto Blue Jays</b> Rogers Centre, Toronto, ON</p> <p>Mon Sep 12 2005, 7:07 PM EDT Att: 24,617 - Partly Cloudy - 86 F</p> <p>livebaseballscorecards.com</p>																
Frank Catalanotto, L OBP: 0.360, SLG: 0.423	0-1 L8		2-2 F9			3-2 47 G4-6-3 2B	0-3 K			0-1 L3		5 0 1 0 0 1 2 0 0 0 0 0 0 0																	
3 Reed Johnson, R OBP: 0.334, SLG: 0.422																													
10 Vernon Wells, R OBP: 0.318, SLG: 0.471	1-0 47 BB 1B		0-2 P6			4-2 47 G4-6-3 BB	2-0 1-H 3-H HR			2-1 F7		4 1 2 3 1 0 0																	
47 Corey Koskie, L OBP: 0.323, SLG: 0.399	4-2 1-2 BB		4-2 L3 BB			3-1 G4-6-3 1-2f 2-3	2-3 K			4-2 BB		2 0 0 0 3 1 2																	
Shea Hillenbrand, R OBP: 0.345, SLG: 0.456	0-0 F8		2-1 L3 1-1			0-1 G6-3		0-2 G4-3		0-1 P6		5 0 0 0 0 0 5																	
Eric Hinske, L OBP: 0.342, SLG: 0.423		0-1 9 G1-3 1B		0-1 F7			4-2 9 1B BB	2-1 9 G6-3 1B		3-2 G4-3		4 1 2 0 1 0 0																	
9 Gregg Zaun, S OBP: 0.359, SLG: 0.379		2-2 G1-3 1-2		2-1 8 F 8 S 1B			2-1 1B 2 BB 8 SF9 1B	3-1 G6-3 1-2f		1-2 G5-3		5 1 2 0 0 0 2																	
2 Aaron Hill, R OBP: 0.331, SLG: 0.385		2-1 G5-3		0-1 F8			4-2 8 SF9 1B 10 HR BB		2-2 P2		4 1 0 0 1 0 2																		
Gabe Gross, L OBP: 0.328, SLG: 0.302		0-2 P6		2-2 F9			1-2 10 HR 1B		2-3 K		4 1 1 1 0 1 2																		
<b>Inning Stats</b>	R: 0 E: 0 K: 0 S: 8	H: 1 LOB: 2 BB: 1 P: 14	R: 0 E: 0 K: 0 S: 10	H: 1 LOB: 1 BB: 0 P: 14	R: 0 E: 0 K: 0 S: 9	H: 0 LOB: 0 BB: 0 P: 12	R: 0 E: 0 K: 0 S: 9	H: 0 LOB: 0 BB: 1 P: 15	R: 0 E: 0 K: 0 S: 11	H: 1 LOB: 1 BB: 0 P: 16	R: 0 E: 0 K: 0 S: 11	H: 1 LOB: 1 BB: 1 P: 21		R: 5 E: 0 K: 2 S: 24	H: 3 LOB: 0 BB: 2 P: 39	R: 0 E: 0 K: 0 S: 9	H: 1 LOB: 0 BB: 0 P: 14	R: 0 E: 0 K: 1 S: 9	H: 0 LOB: 0 BB: 0 P: 13	R: 0 E: 0 K: 0 S: 8	H: 0 LOB: 1 BB: 1 P: 14	R: 0 E: 0 K: 0 S: 13	H: 0 LOB: 0 BB: 0 P: 18	1B: 6 2B: 2 3B: 0 HR: 1	SF: 1 SAC: 0 DP: 3 HBP: 0	WP: 0 PB: 0 SB: 1 CS: 0	PA: 44		
<b>PITCHER</b>	IP WLS BF H R ER SO BB IBB HBP BLK WP HR S P ERA WHIP																												
Bronson Arroyo, R ERA: 4.42	(1, 1) 6.0 26 5 3 3 0 5 0 0 0 0 0 66 110 4.50 1.667																												
Keith Foulke, R ERA: 5.91	(7, 1) 0.2 H 3 1 0 0 1 0 0 0 0 0 0 10 11 0.00 1.500																												
50 Mike Timlin, R ERA: 1.99	(7, 1) 1.1 B 5 2 2 2 1 0 0 0 0 0 0 1 15 24 13.50 1.500																												
58 Jonathan Papelbon, R ERA: 2.77	(9, 1) 3.0 W 10 0 0 0 1 1 0 0 0 0 0 30 45 0.00 0.333																												



Batter	1	2	3	4	5	6	7	8	9	AB R H RBI BB SO LOB	TOP											
Tony Graffanino, R (1, 4) OBP: 0.368, SLG: 0.404	2-3 K		0-0 G6-3		2-0 G5-4-3		0-0 1B			4 0 1 0 0 1 2												
Edgar Renteria, R (1, 6) OBP: 0.336, SLG: 0.384	2-0 F7		1-1 G5-3			1-2 G5-3	1-0 G6-3			4 0 0 0 0 0 1												
34 David Ortiz, L (1, 10) OBP: 0.397, SLG: 0.600	4-2 BB			1-0 G3-1		1-1 HR		1-2 FC6-4 1B		3 1 2 1 1 0 0												
Manny Ramirez, R (1, 7) OBP: 0.380, SLG: 0.562	2-2 G5-3			0-1 F8		3-2 1B WP SF8 1B		1-0 FC6-4 G1-6-3 1-2f		4 1 1 0 0 0 2												
Jason Varitek, S (1, 2) OBP: 0.373, SLG: 0.512		2-3 K		0-2 P3		1-2 1B	1-3 1B	1-0 G1-6-3 1-2f		4 0 1 0 0 1 1												
Kevin Miller, R (1, 9) OBP: 0.359, SLG: 0.409		1-2 G5-3			2-2 1B 1B 2B	2-2 SF8		0-0 G6-3		3 1 1 1 0 0 0												
20 Kevin Youkilis, R (1, 3) OBP: 0.385, SLG: 0.403 Roberto Petagine, L (9, PH) OBP: 0.375, SLG: 0.464		2-2 2B			3-1 F9	3-3 K		1-3 K		3 0 1 0 0 1 2 1 0 0 0 0 1 0												
Bill Mueller, S (1, 5) OBP: 0.372, SLG: 0.431		1-1 F9			3-2 1B 1B		1-2 G4-3		0-0 F8	4 0 1 0 0 0 1												
Gabe Kapler, R (1, 8) OBP: 0.287, SLG: 0.358			3-2 G6-3		1-0 G5-4-3 1B		0-1 G4-3			3 0 1 1 0 0 0												
<b>Inning Stats</b>	R: 0 E: 0 K: 1 S: 10	H: 0 LOB: 1 BB: 1 P: 20	R: 0 E: 0 K: 1 S: 15	H: 1 LOB: 1 BB: 0 P: 21	R: 0 E: 0 K: 0 S: 7	H: 0 LOB: 0 BB: 0 P: 11	R: 0 E: 0 K: 0 S: 6	H: 0 LOB: 0 BB: 0 P: 7	R: 1 E: 0 K: 1 S: 11	H: 3 LOB: 1 BB: 0 P: 22	R: 2 E: 0 K: 1 S: 19	H: 3 LOB: 1 BB: 0 P: 30	R: 0 E: 0 K: 0 S: 8	H: 1 LOB: 1 BB: 0 P: 10	R: 0 E: 0 K: 0 S: 5	H: 1 LOB: 0 BB: 0 P: 8	R: 0 E: 0 K: 1 S: 5	H: 0 LOB: 0 BB: 0 P: 6	1B: 6 2B: 2 3B: 0 HR: 1	SF: 1 SAC: 0 DP: 2 HBP: 0	WP: 1 PB: 0 SB: 0 CS: 0	PA: 35
<b>PITCHER</b>	IP WLS BF H R ER SO BB IBB HBP BLK WP HR S P ERA WHIP																					
37 Scott Downs, L (1, 1) ERA: 4.25	5.1 W 22 6 3 3 2 1 0 0 0 0 0 1 59 96 5.06 1.312																					
Pete Walker, R (6, 1) ERA: 2.98	0.2 3 1 0 0 1 0 0 0 0 0 1 0 9 15 0.00 1.500																					
Justin Speier, R (7, 1) ERA: 2.6	1.0 H 4 1 0 0 0 0 0 0 0 0 0 0 8 10 0.00 1.000																					
Scott Schoeneweis, L (8, 1) ERA: 3.73	1.0 3 1 0 0 0 0 0 0 0 0 0 0 5 8 0.00 1.000																					
Miguel Batista, R (9, 1) ERA: 3.63	1.0 3 0 0 0 0 1 0 0 0 0 0 0 5 6 0.00 0.000																					

**Boston Red Sox @ Toronto Blue Jays**  
**Rogers Centre, Toronto, ON**  
 Tue Sep 13 2005, 7:07 PM EDT  
 Att. 25,253 - Partly Cloudy - 84 F

livebaseballscorecards.com

<b>AB</b>	<b>33</b>
<b>R</b>	<b>3</b>
<b>H</b>	<b>9</b>
<b>RBI</b>	<b>3</b>
<b>BB</b>	<b>1</b>
<b>SO</b>	<b>4</b>
<b>LOB</b>	<b>9</b>





Batter	1	2	3	4	5	6	7	8	9
<b>8 Russ Adams, L</b> OBP: 0.331, SLG: 0.400 (1, 6)	1-1 G4-3	1-0 G3			2-2 F9		1-0 L8	4-0 3 2B BB	
<b>Frank Catalanotto, L</b> OBP: 0.361, SLG: 0.425 (1, 7)	3-2 P4	0-0 F7			1-2 47 E 2B		4-0 10 1B BB	3-1 1-H 2B	
<b>3 Reed Johnson, R</b> OBP: 0.336, SLG: 0.426 (8, 7)									
<b>10 Vernon Wells, R</b> OBP: 0.317, SLG: 0.468 (1, 8)	0-0 G5-3		0-0 F7		3-3 K		2-1 E6 1B	2-1 G5-3	
<b>47 Corey Koskie, L</b> OBP: 0.328, SLG: 0.399 (1, 5)		4-2 2B 9 2B BB	1-0 G4-3		1-2 E6 1B		4-1 HBP 1B BB		
<b>Shea Hillenbrand, R</b> OBP: 0.346, SLG: 0.458 (1, 10)		2-1 9 2B 2B	2-3 K		0-1 G6-3		1-1 HBP 1B		
<b>Eric Hinske, L</b> OBP: 0.341, SLG: 0.420 (1, 3)		2-3 K		1-2 G4-3		3-2 F7	1-0 HBP 1B		
<b>9 Gregg Zaun, S</b> OBP: 0.359, SLG: 0.380 (1, 2)		1-2 2 1B 2B		1-0 G3		2-2 K	2-1 L9		
<b>2 Aaron Hill, R</b> OBP: 0.333, SLG: 0.385 (1, 4)		1-0 HR 1B		4-0 BB		2-2 F9		0-1 G4-3	
<b>Gabe Gross, L</b> OBP: 0.323, SLG: 0.351 (1, 9)		0-1 HR		0-2 F8			1-2 P6	3-2 G1-3	

AB	R	H	RBI	BB	SO	LOB
4	1	0	0	1	0	0
3	2	1	0	1	0	0
1	0	1	1	0	0	0
5	1	1	0	0	1	2
2	1	1	1	2	0	0
4	1	2	1	0	1	1
3	0	0	0	0	1	2
4	1	1	2	0	1	3
3	1	1	1	1	0	0
4	1	1	2	0	0	1

**BOTTOM**

**Boston Red Sox @ Toronto Blue Jays**  
 Rogers Centre, Toronto, ON  
 Tue Sep 13 2005, 7:07 PM EDT  
 Att. 25,253 - Partly Cloudy - 84 F

livebaseballscorecards.com

<b>AB</b>	<b>33</b>
<b>R</b>	<b>9</b>
<b>H</b>	<b>9</b>
<b>RBI</b>	<b>8</b>
<b>BB</b>	<b>5</b>
<b>SO</b>	<b>4</b>
<b>LOB</b>	<b>9</b>



1B: 4	SF: 0	WP: 0	PA: 39
2B: 4	SAC: 0	PB: 0	
3B: 0	DP: 0	SB: 0	
HR: 1	HBP: 1	CS: 0	

Inning Stats	R: 0	H: 0	E: 0	K: 0	S: 8	LOB: 0	BB: 0	P: 12									
<b>30 Matt Clement, R</b> ERA: 4.33 (1, 1)	6.0	WLS: 1	BF: 26	H: 6	R: 6	ER: 6	SO: 4	BB: 2	IBB: 0	HBP: 0	BLK: 0	WP: 0	HR: 1	S: 63	P: 101	ERA: 9.00	WHIP: 1.333
<b>Keith Foulke, R</b> ERA: 6.18 (7, 1)	1.0		8	2	2	2	0	2	0	1	0	0	0	11	27	18.00	4.000
<b>Chad Harville, R</b> ERA: 4.75 (8, 1)	1.0		5	1	1	1	0	1	0	0	0	0	0	9	21	9.00	2.000

Batter	1	2	3	4	5	6	7	8	9	AB R H RBI BB SO LOB	TOP											
Tony Graffano, R (1, 4) OBP: 0.372, SLG: 0.420	1-2 F8 34 G3-1 2B		0-0 34 G4-5-3 1B		1-0 1-H HR			0-1 F9 2		4 2 3 2 0 0 0												
Bill Mueller, S (1, 5) OBP: 0.371, SLG: 0.429	2-0 F8 2-3		2-1 L5		3-0 G3-1			0-0 34 HR 1B		4 1 1 0 0 0 3												
34 David Ortiz, L (1, 10) OBP: 0.396, SLG: 0.603	0-0 G3-1		2-2 G4-5-3 1-2f		2-3 K			1-1 1-H HR		4 1 1 3 0 1 1												
Manny Ramirez, R (1, 7) OBP: 0.378, SLG: 0.558	2-2 F9			1-2 P4		0-0 G6-3		0-2 G6-3		4 0 0 0 0 0 0												
Trot Nixon, L (1, 9) OBP: 0.360, SLG: 0.455		1-2 13 FC4-6 1B		0-1 G4-3		0-3 K		1-0 G4-6-3 HBP		3 0 1 0 0 1 0												
Jason Varitek, S (1, 2) OBP: 0.372, SLG: 0.508		0-3 K		2-3 K		4-2 G4-6-3 BB		3-2 G4-6-3 1-2f		3 0 0 0 1 2 2												
John Olerud, L (1, 3) OBP: 0.358, SLG: 0.521		0-1 13 FC4-6 1B		2-0 G4-3		1-0 G4-6-3 1-2f		3-2 G1-3		4 0 1 0 0 0 1												
13 Alex Cora, L (1, 6) OBP: 0.273, SLG: 0.317		0-0 FC4-6 1-2f 2-3		2-1 G3		1-2 G3-1				3 0 0 0 0 0 2												
Gabe Kapler, R (1, 8) OBP: 0.282, SLG: 0.351 Alejandro Machado, S (5, PR) (5, 8)		1-3 K		0-2 E5 HR				3-2 G4-3		2 0 0 0 0 1 2 1 1 0 0 0 0 0												
<b>Inning Stats</b>	R: 1 E: 0 K: 0 S: 9	H: 1 LOB: 0 BB: 0 P: 14	R: 0 E: 0 K: 2 S: 12	H: 2 LOB: 2 BB: 0 P: 14	R: 0 E: 0 K: 1 S: 6	H: 1 LOB: 0 BB: 0 P: 10	R: 0 E: 0 K: 1 S: 9	H: 0 LOB: 0 BB: 0 P: 12	R: 2 E: 1 K: 0 S: 8	H: 1 LOB: 1 BB: 0 P: 16	R: 0 E: 0 K: 2 S: 8	H: 0 LOB: 0 BB: 0 P: 10	R: 0 E: 0 K: 0 S: 7	H: 0 LOB: 0 BB: 1 P: 13	R: 2 E: 0 K: 0 S: 11	H: 2 LOB: 0 BB: 0 P: 15	R: 0 E: 0 K: 0 S: 7	H: 0 LOB: 0 BB: 0 P: 14	1B: 4 2B: 1 3B: 0 HR: 2	SF: 0 SAC: 0 DP: 3 HBP: 1	WP: 0 PB: 0 SB: 0 CS: 0	PA: 34
<b>PITCHER</b>	IP WLS BF H R ER SO BB IBB HBP BLK WP HR S P ERA WHIP	IP WLS BF H R ER SO BB IBB HBP BLK WP HR S P ERA WHIP																				
Josh Towers, R (1, 1) ERA: 3.86	8.0 L 31 7 5 3 5 1 0 0 0 0 2 70 104 3.38 1.000	1.0 3 0 0 0 0 0 0 0 1 0 0 0 7 14 0.00 0.000																				

**Boston Red Sox @ Toronto Blue Jays**  
**Rogers Centre, Toronto, ON**  
 Wed Sep 14 2005, 7:07 PM EDT  
 Att. 25,865 - Roof Closed - 68 F

[livebaseballscorecards.com](http://livebaseballscorecards.com)

<b>AB</b>	<b>32</b>
<b>R</b>	<b>5</b>
<b>H</b>	<b>7</b>
<b>RBI</b>	<b>5</b>
<b>BB</b>	<b>1</b>
<b>SO</b>	<b>5</b>
<b>LOB</b>	<b>11</b>



Batter	1	2	3	4	5	6	7	8	9	AB	R	H	RBI	BB	SO	LOB
3 Reed Johnson, R OBP: 0.332, SLG: 0.421 (1, 7)	0-1 G6-3		0-1 P5		1-2 G4-3		0-2 F8			4	0	0	0	0	0	1
15 Alex Rios, R OBP: 0.301, SLG: 0.381 (1, 9)	1-3 K		1-0 F9		1-1 G6-3		3-1 G5-3			4	0	0	0	0	1	1
10 Vernon Wells, R OBP: 0.315, SLG: 0.465 (1, 8)	0-1 G5-3		1-0 F7							4	0	0	0	0	0	0
47 Corey Koskie, L OBP: 0.336, SLG: 0.409 (1, 5)		0-1 S 1B		0-0 2B 1B		3-2 1B 2B		3-1 G6-4-3 HBP		3	2	3	0	0	0	0
Shea Hillenbrand, R OBP: 0.347, SLG: 0.458 (1, 3)		1-2 2B 1B		1-0 F7		0-1 2B 1B		0-1 G6-4-3		4	1	2	2	0	0	2
2 Aaron Hill, R OBP: 0.335, SLG: 0.388 (1, 6)		1-2 G4-3		0-0 1B		4-1 9 G6-3 BB		0-1 P3		3	0	1	0	1	0	1
9 Gregg Zaun, S OBP: 0.355, SLG: 0.376 (1, 2)		3-2 P6		1-2 2B		0-2 G6-3		1-2 P6		4	0	0	0	0	0	5
Frank Menechino, R OBP: 0.366, SLG: 0.366 (1, 4)		0-2 2B		3-1 G6-3				1-3 K		3	0	1	1	0	0	2
8 Russ Adams, L OBP: 0.330, SLG: 0.399 (9, PH)		3-H 2B								1	0	0	0	0	1	0
Guillermo Quiroz, R OBP: 0.200, SLG: 0.167 (1, 10)		1-0 G6-3								2	0	0	0	1	0	1
John-Ford Griffin, L OBP: 1.000, SLG: 2.000 (7, PR) (8, 10)				0-0 G3-1						0	0	0	0	0	0	0

Inning Stats	R: 0	H: 0	E: 0	K: 1	S: 7	R: 2	H: 3	E: 0	K: 0	S: 16	R: 0	H: 0	E: 0	K: 0	S: 4	R: 0	H: 2	E: 0	K: 0	S: 8	R: 0	H: 0	E: 0	K: 0	S: 6	R: 1	H: 2	E: 0	K: 0	S: 14	R: 0	H: 0	E: 0	K: 0	S: 7	R: 0	H: 0	E: 0	K: 0	S: 6	R: 0	H: 0	E: 0	K: 1	S: 8	R: 0	H: 0	E: 0	K: 1	S: 10	1B: 4	2B: 3	3B: 0	HR: 0	SF: 0	SAC: 0	DP: 2	HBP: 1	WP: 0	PB: 0	SB: 1	CS: 0	PA: 35
--------------	------	------	------	------	------	------	------	------	------	-------	------	------	------	------	------	------	------	------	------	------	------	------	------	------	------	------	------	------	------	-------	------	------	------	------	------	------	------	------	------	------	------	------	------	------	------	------	------	------	------	-------	-------	-------	-------	-------	-------	--------	-------	--------	-------	-------	-------	-------	--------

PITCHER	IP	WLS	BF	H	R	ER	SO	BB	IBB	HBP	BLK	WP	HR	S	P	ERA	WHIP
David Wells, L ERA: 4.35 (1, 1)	7.0	W	29	7	3	3	1	2	0	0	0	0	0	62	95	3.86	1.286
Chad Bradford, R ERA: 3.38 (8, 1)	1.0	H	3	0	0	0	0	0	0	1	0	0	0	6	9	0.00	0.000
50 Mike Timlin, R ERA: 1.96 (9, 1)	1.0	S	3	0	0	0	1	0	0	0	0	0	0	8	10	0.00	0.000

BOTTOM


**Boston Red Sox @ Toronto Blue Jays**  
 Rogers Centre, Toronto, ON  
 Wed Sep 14 2005, 7:07 PM EDT  
 Att: 25,865 - Roof Closed - 68 F

livebaseballscores.com

AB	32
R	3
H	7
RBI	3
BB	2
SO	2
LOB	13



Batter	1	2	3	4	5	6	7	8	9	AB R H RBI BB SO LOB	TOP
--------	---	---	---	---	---	---	---	---	---	----------------------	-----

<b>2 Derek Jeter, R</b> OBP: 0.386, SLG: 0.442 (1, 6)	0-1 G3	2-0 HBP		2-1 13 HR 2B	1-2 G5-3		0-1 25 S 13 HBP 1B		2-3 K	5 1 2 0 0 1 0	<p><b>New York Yankees @ Toronto Blue Jays</b> Rogers Centre, Toronto, ON</p> <p>livebaseballscorecards.com</p> <p><b>AB 39</b> <b>R 11</b> <b>H 12</b> <b>RBI 11</b> <b>BB 5</b> <b>SO 4</b> <b>LOB 17</b></p> 
<b>13 Alex Rodriguez, R</b> OBP: 0.423, SLG: 0.608 (1, 5)	4-2 25 S 25 2B BB	0-0 F7		0-1 2-H HR	4-2 1B BB		2-2 SAFE 25 S 1-2 HBP			2 2 1 2 2 0 2	
<b>25 Jason Giambi, L</b> OBP: 0.442, SLG: 0.554 <b>Tino Martinez, L</b> OBP: 0.326, SLG: 0.444 (1, 3) (9, 3)	2-2 G4-3 1-H 2B			4-1 1B 55 FC4-6 BB	1-2 P5		1-2 G4-3 1-2 2-3			3 2 1 1 2 0 3 0 0 0 0 0 0 0	
<b>Gary Sheffield, R</b> OBP: 0.384, SLG: 0.506 (1, 10)	0-1 G4-3 2-3			2-1 55 FC4-6 1B	1-0 1B		1-1 G6-3			5 0 2 0 0 0 4	
<b>55 Hideki Matsui, L</b> OBP: 0.362, SLG: 0.495 (1, 7)	2-1 F7			2-1 24 HR 1B	2-1 G1-3		0-0 G1-3			5 2 1 1 0 0 4	
<b>24 Robinson Canó, L</b> OBP: 0.320, SLG: 0.451 (1, 4)		2-1 2B		1-0 1-H 3-H HR	1-0 1-H HR		0-2 G4-3			5 3 3 5 0 0 0	
<b>Matt Lawton, L</b> OBP: 0.355, SLG: 0.391 (1, 9)		0-3 K		3-2 F8	4-1 BB		1-0 G4-3			4 0 0 0 1 1 1	
<b>John Flaherty, R</b> OBP: 0.208, SLG: 0.263 <b>20 Jorge Posada, S</b> OBP: 0.348, SLG: 0.413 (1, 2) (9, PH) (9, 2)	1-2 2-H 2B			1-1 HR	2-1 P4		2-2 K			4 1 2 2 0 1 1 1 0 0 0 0 0 0	
<b>Bubba Crosby, L</b> OBP: 0.282, SLG: 0.279 (1, 8)	0-0 F7			0-3 K	2-0 F7		0-0 F8		2-1 G4-3	5 0 0 0 0 1 2	

Inning Stats	R: 1 E: 0 K: 0 S: 14	H: 1 LOB: 1 BB: 1 P: 22	R: 1 E: 0 K: 1 S: 12	H: 2 LOB: 2 BB: 0 P: 17	R: 4 E: 0 K: 1 S: 16	H: 3 LOB: 0 BB: 1 P: 27	R: 5 E: 0 K: 0 S: 14	H: 4 LOB: 1 BB: 2 P: 33	R: 0 E: 0 K: 0 S: 12	H: 1 LOB: 2 BB: 1 P: 21	R: 0 E: 0 K: 1 S: 6	H: 0 LOB: 0 BB: 0 P: 10	R: 0 E: 0 K: 0 S: 12	H: 1 LOB: 2 BB: 0 P: 16	R: 0 E: 0 K: 0 S: 5	H: 0 LOB: 0 BB: 0 P: 5	R: 0 E: 0 K: 1 S: 8	H: 0 LOB: 0 BB: 0 P: 14	1B: 4 2B: 4 3B: 0 HR: 4	SF: 0 SAC: 0 DP: 0 HBP: 2	WP: 0 PB: 0 SB: 3 CS: 0	PA: 46
--------------	-------------------------------	----------------------------------	-------------------------------	----------------------------------	-------------------------------	----------------------------------	-------------------------------	----------------------------------	-------------------------------	----------------------------------	------------------------------	----------------------------------	-------------------------------	----------------------------------	------------------------------	---------------------------------	------------------------------	----------------------------------	----------------------------------	------------------------------------	----------------------------------	--------

PITCHER	IP	WLS	BF	H	R	ER	SO	BB	IBB	HBP	BLK	WP	HR	S	P	ERA	WHIP
<b>Dave Bush, R</b> ERA: 4.35 (1, 1)	2.2	L	17	6	6	6	1	2	0	1	0	0	2	39	63	20.25	3.000
<b>Pete Walker, R</b> ERA: 3.4 (3, 1)	0.1		5	3	4	4	1	1	0	0	0	0	1	10	18	108.00	12.000
<b>22 Brandon League, R</b> ERA: 7.39 (4, 1)	2.0		10	2	1	1	0	2	0	0	0	0	1	19	39	4.50	2.000
<b>40 Dustin McGowan, R</b> ERA: 7.51 (6, 1)	2.0		8	1	0	0	1	0	0	1	0	0	0	18	26	0.00	0.500
<b>Scott Schoeneweis, L</b> ERA: 3.59 (8, 1)	1.0		3	0	0	0	0	0	0	0	0	0	0	5	5	0.00	0.000

PITCHER	IP	WLS	BF	H	R	ER	SO	BB	IBB	HBP	BLK	WP	HR	S	P	ERA	WHIP
<b>54 Jason Frasor, R</b> ERA: 3.51 (9, 1)	1.0		3	0	0	0	1	0	0	0	0	0	0	8	14	0.00	0.000

**New York Yankees @ Toronto Blue Jays**  
Rogers Centre, Toronto, ON

<b>AB</b>	39
<b>R</b>	11
<b>H</b>	12
<b>RBI</b>	11
<b>BB</b>	5
<b>SO</b>	4
<b>LOB</b>	17



Fri Sep 16 2005, 7:07 PM EDT  
Att. 36,543 - Roof Closed - 68 F

BOTTOM

New York Yankees @ Toronto Blue Jays  
Rogers Centre, Toronto, ON

Fri Sep 16 2005, 7:07 PM EDT  
Att. 36,543 - Roof Closed - 68 F

livebaseballscores.com

AB 41  
R 10  
H 14  
RBI 10  
BB 3  
SO 9  
LOB 16



WP: 1 PA: 45  
PB: 0  
SB: 3  
CS: 0

AB R H RBI BB SO LOB

4 2 3 3 0 0 1  
1 1 0 0 1 0 1  
2 0 0 1 0 1 1  
1 0 0 0 0 0 0

5 1 2 3 0 1 1

5 1 3 0 0 1 1

4 1 1 1 1 0 3

5 1 1 0 0 3 3

1 0 0 0 0 0 1  
4 2 2 1 0 0 0

3 0 0 0 0 2 2  
2 0 2 1 0 0 0  
0 0 0 0 0 0 0

4 1 0 0 1 1 2

1B: 8 SF: 0  
2B: 5 SAC: 0  
3B: 0 DP: 0  
HR: 1 HBP: 1

Table with 9 columns (Batter, 1-9) and 10 rows (Batters: Reed Johnson, Menechino, Catalanotto, Wells, Hillenbrand, Hill, Koskie, Rios, Quiroz, Zaun, Hinske, Adams; Inning Stats; Pitcher Stats). Each cell contains a batter's name, stats, and a diamond diagram showing the play.

Inning Stats table with columns for R, H, E, K, S, LOB, BB, P, ER, SO, IBB, HBP, BLK, WP, HR, S, P, ERA, WHIP.

Pitcher Stats table with columns for IP, WLS, BF, H, R, ER, SO, BB, IBB, HBP, BLK, WP, HR, S, P, ERA, WHIP.



BOTTOM

New York Yankees @ Toronto Blue Jays  
Rogers Centre, Toronto, ON  
Sat Sep 17 2005, 4:07 PM EDT  
Att. 43,433 - Partly Cloudy - 73 F

livebaseballscorecards.com

AB 30  
R 0  
H 6  
RBI 0  
BB 1  
SO 2  
LOB 13



WP: 0 PA: 33  
PB: 0  
SB: 0  
CS: 1

AB R H RBI BB SO LOB

4 0 0 0 0 0 1

4 0 1 0 0 0 0  
0 0 0 0 0 0 0

3 0 1 0 1 0 0

4 0 1 0 0 2 2

4 0 1 0 0 0 4

2 0 0 0 0 0 1

3 0 0 0 0 0 2

3 0 1 0 0 0 2

3 0 1 0 0 0 1

1B: 6 SF: 0  
2B: 0 SAC: 0  
3B: 0 DP: 2  
HR: 0 HBP: 1

Batter	1	2	3	4	5	6	7	8	9
8 Russ Adams, L OBP: 0.326, SLG: 0.391 (1, 6) B C S B X	2-2 F8 ①		0-1 CS ③ 1-2	1-2 G4-3 ①		2-1 P6 ②		1 SAFE 2-0 P5 ③ B B B X	
Frank Catalanotto, L OBP: 0.359, SLG: 0.422 15 Alex Rios, R OBP: 0.301, SLG: 0.380 (1, 7) B C B X (9, PR)	2-1 F8 ②			2-2 L5 ②		0-1 G4-3 ③		0-1 10 1B 1B	
10 Vernon Wells, R OBP: 0.317, SLG: 0.469 (1, 8) C X	0-1 F8 ③			2-1 F8 ③		4-0 G6-4-3 47 1B BB		1 SAFE 0-1 G5-4-3 1B	
47 Corey Koskie, L OBP: 0.333, SLG: 0.403 (1, 5) C B B T B B		3-3 K ①		1-0 F9 ①		2-1 G6-4-3 1B		2-3 K ①	
Shea Hillenbrand, R OBP: 0.349, SLG: 0.458 (1, 3) B X		1-0 F9 ②		3-2 HBP 1B		0-1 G6-4-3 ① ②		1-0 G5-4-3 ② ③	
Eric Hinske, L OBP: 0.341, SLG: 0.418 (1, 10) C B B T C B X		1-2 G4-3 ③		2-2 HBP		2-2 F7 ③		1-2 F7	
9 Gregg Zaun, S OBP: 0.356, SLG: 0.376 (1, 2) B C B X			2-1 G6-3 ①	1-2 F9 ②		0-2 G4-3 ①		0-2 G4-3 ①	
3 Reed Johnson, R OBP: 0.338, SLG: 0.430 (1, 9) C B C C X			1-2 8 CS 1B	0-0 G6-3 ③		2-2 F7 ②		2-2 F7 ②	
2 Aaron Hill, R OBP: 0.336, SLG: 0.389 (1, 4) L X			0-1 F9 ②		3-2 P3 ①		0-1 1B		

Inning Stats	R: 0	H: 0	E: 0	LOB: 0	K: 0	S: 7	P: 11	R: 0	H: 0	E: 0	LOB: 0	K: 1	S: 7	P: 12	R: 0	H: 1	E: 0	LOB: 0	K: 0	S: 8	P: 11	R: 0	H: 0	E: 0	LOB: 0	K: 0	S: 8	P: 13	R: 0	H: 1	E: 0	LOB: 2	K: 0	S: 11	P: 18	R: 0	H: 0	E: 0	LOB: 0	K: 0	S: 7	P: 12	R: 0	H: 1	E: 0	LOB: 1	K: 0	S: 7	P: 15	R: 0	H: 1	E: 0	LOB: 1	K: 0	S: 13	P: 17	R: 0	H: 2	E: 0	LOB: 2	K: 1	S: 12	P: 15
--------------	------	------	------	--------	------	------	-------	------	------	------	--------	------	------	-------	------	------	------	--------	------	------	-------	------	------	------	--------	------	------	-------	------	------	------	--------	------	-------	-------	------	------	------	--------	------	------	-------	------	------	------	--------	------	------	-------	------	------	------	--------	------	-------	-------	------	------	------	--------	------	-------	-------

PITCHER	IP	WLS	BF	H	R	ER	SO	BB	IBB	HBP	BLK	WP	HR	S	P	ERA	WHIP
Shawn Chacon, R ERA: 3.7 (1, 1)	8.0	W	28	4	0	0	1	1	0	1	0	0	0	68	109	0.00	0.625
Tom Gordon, R ERA: 2.39 (9, 1)	1.0	S	4	2	0	0	1	0	0	0	0	0	0	12	15	0.00	2.000

PITCHER	IP	WLS	BF	H	R	ER	SO	BB	IBB	HBP	BLK	WP	HR	S	P	ERA	WHIP
---------	----	-----	----	---	---	----	----	----	-----	-----	-----	----	----	---	---	-----	------

Batter	1	2	3	4	5	6	7	8	9	AB R H RBI BB SO LOB	TOP									
2 Derek Jeter, R OBP: 0.384, SLG: 0.443 (1, 6)	1-2 F8		2-2 P3			2-1 F8		2-2 HR	1-3	5 1 1 1 0 1 3										
13 Alex Rodriguez, R OBP: 0.419, SLG: 0.606 (1, 5)	1-3 K		0-1 HR			2-3 K		0-3 K		4 1 1 2 0 3 0										
25 Jason Giambi, L OBP: 0.441, SLG: 0.549 12 Andy Phillips, R OBP: 0.175, SLG: 0.333 Tino Martinez, L OBP: 0.325, SLG: 0.443 (1, 3) (4, 3) (8, PH) (8, 3)	1-3 K		1-3 K			2-3 K		0-1 L9		2 0 0 0 0 2 0 1 0 0 0 0 1 0 1 0 0 0 0 0 0										
Gary Sheffield, R OBP: 0.384, SLG: 0.502 Tony Womack, L OBP: 0.274, SLG: 0.277 (1, 10) (8, PR) (8, 10)		3-3 K		1-2 F7		1-1 G5-3		4-2 BB		3 0 0 0 1 1 0 0 0 0 0 0 0 0										
55 Hideki Matsui, L OBP: 0.362, SLG: 0.493 (1, 7)		3-0 FC6-4 1B		0-0 F9		0-1 E 20 1B		2-0 G4-3		4 1 2 0 0 0 1										
Ruben Sierra, S OBP: 0.269, SLG: 0.397 (1, 9)		1-1 FC6-4 20 BB 1-2f		2-1 P4		3-2 SAFE FC5 20 1B 1-2		0-0 P6		4 0 0 0 0 0 2										
20 Jorge Posada, S OBP: 0.354, SLG: 0.423 Matt Lawton, L OBP: 0.355, SLG: 0.391 (1, 2) (9, PR)		4-1 PO BB 1-2		2-2 G6-3		2-2 1-2 2-H BB 1B		1-2 24 DI 24 2B 1B		3 0 2 1 1 1 0 0 0 1 0 0 0 0 0 0										
Bernie Williams, S OBP: 0.332, SLG: 0.384 (1, 8)		2-1 SAFE PO 1-2	1-0 P4		1-1 G6-3		2-2 F7		2-1 P6	4 0 0 0 0 0 3										
24 Robinson Canó, L OBP: 0.320, SLG: 0.453 (1, 4)			1-1 HR 2B		0-0 G6-3		1-3 K		1-2 1-H 2B	4 1 2 1 0 1 2										
<b>Inning Stats</b>	R: 0 E: 0 K: 2 S: 9	H: 0 LOB: 0 BB: 0 P: 12	R: 0 E: 0 K: 1 S: 9	H: 1 LOB: 1 BB: 1 P: 22	R: 2 E: 0 K: 1 S: 11	H: 2 LOB: 0 BB: 0 P: 16	R: 0 E: 0 K: 0 S: 6	H: 0 LOB: 0 BB: 0 P: 9	R: 0 E: 0 K: 2 S: 9	H: 0 LOB: 0 BB: 0 P: 15	R: 1 E: 1 K: 1 S: 19	H: 2 LOB: 2 BB: 0 P: 28	R: 1 E: 0 K: 1 S: 11	H: 1 LOB: 1 BB: 1 P: 19	R: 1 E: 0 K: 1 S: 12	H: 2 LOB: 2 BB: 0 P: 17	1B: 4 2B: 2 3B: 0 HR: 2	SF: 0 SAC: 0 DP: 0 HBP: 0	WP: 0 PB: 0 SB: 0 CS: 0	PA: 38
<b>PITCHER</b>	IP WLS BF H R ER SO BB IBB HBP BLK WP HR S P ERA WHIP																			
Ted Lilly, L ERA: 5.46 (1, 1)	6.1 W 25 5 3 2 6 1 0 0 0 0 1 63 102 2.84 0.947																			
54 Jason Frasor, R ERA: 3.48 (7, 1)	0.2 H 2 0 0 0 1 0 0 0 0 0 0 6 9 0.00 0.000																			
Justin Speier, R ERA: 2.71 (8, 1)	0.2 H 4 1 1 1 1 1 0 0 0 0 1 10 16 13.50 3.000																			
Scott Schoeneweis, L ERA: 3.57 (8, 1)	0.1 H 1 0 0 0 0 0 0 0 0 0 0 1 3 0.00 0.000																			
Miguel Batista, R ERA: 3.66 (9, 1)	1.0 S 5 2 1 1 1 0 0 0 0 0 0 0 12 17 9.00 2.000																			

**New York Yankees @ Toronto Blue Jays**  
**Rogers Centre, Toronto, ON**  
 Sun Sep 18 2005, 1:07 PM EDT  
 Att. 39,891 - Sunny - 72 F

[livebaseballscorecards.com](http://livebaseballscorecards.com)

<b>AB</b>	<b>35</b>
<b>R</b>	<b>5</b>
<b>H</b>	<b>8</b>
<b>RBI</b>	<b>5</b>
<b>BB</b>	<b>2</b>
<b>SO</b>	<b>9</b>
<b>LOB</b>	<b>11</b>







Batter	1	2	3	4	5	6	7	8	9	AB R H RBI BB SO LOB																	
51 Ichiro Suzuki, L (1, 9) OBP: 0.349, SLG: 0.442	3-2 G4-3		2-2 7 1B	3-1 G4-3		1-0 F9			0-0 SH1-4 HR 1B	5 1 2 0 0 0 3																	
7 Yuniesky Betancourt, R (1, 6) OBP: 0.286, SLG: 0.381 Ramon Santiago, S (9, PH) OBP: 0.429, SLG: 0.200	1-2 G1-3		0-0 1B		3-2 FC6-4 3B		0-1 F7		2-0 SH1-4 1B 1-2 2-3	4 1 2 0 0 0 0 0 0 0 0 0 0 0																	
Raul Ibanez, L (1, 7) OBP: 0.365, SLG: 0.452	2-0 G6-3		0-2 G4-3		4-1 FC6-4 BB		0-1 1B		4-0 HR IBB	3 1 1 0 2 0 2																	
Richie Sexson, R (1, 3) OBP: 0.363, SLG: 0.545		3-2 E5 FC6-4 29		0-0 G6-3	2-0 FC6-4 29 WP		2-3 K		0-0 HR	5 1 1 5 0 1 2																	
29 Adrián Beltré, R (1, 5) OBP: 0.299, SLG: 0.411		0-1 FC6-4 4 E		2-1 4 HR 2B	2-3 K		2-2 F8		1-1 F9	5 1 1 0 0 1 4																	
4 Jose Lopez, R (1, 4) OBP: 0.277, SLG: 0.369		1-2 SAFE G6-3		2-1 2-H HR	1-0 P4			1-2 G6-3	1-2 1B	5 1 2 2 0 0 2																	
7 Jeremy Reed, L (1, 8) OBP: 0.324, SLG: 0.356		1-2 G3-1		3-1 12 1B		0-1 E FC5-2 1B		3-2 K	3-1 SAFE SAFE F7	5 0 2 0 0 1 2																	
12 Michael Morse, R (1, 10) OBP: 0.357, SLG: 0.382			0-2 G6-3	1-0 1B		2-3 SAFE K		3-3 K		4 0 1 0 0 2 1																	
Yorvit Torrealba, R (1, 2) OBP: 0.288, SLG: 0.335 Greg Dobbs, L (9, PH) OBP: 0.288, SLG: 0.364 Jaime Bubela, L (9, PR) Miguel Ojeda, R (9, 2) OBP: 0.263, SLG: 0.232			1-0 G4-3	1-3 K		SAFE 0-0 FC5-2			1-0 SH1-4 51 1B HR	3 0 0 0 0 1 3 1 0 1 0 0 0 0 0 1 0 0 0 0 0 0 0 0 0 0 0 0																	
<b>Inning Stats</b>	R: 0 E: 0 K: 0 S: 7	H: 0 LOB: 0 BB: 0 P: 13	R: 0 E: 2 K: 0 S: 11	H: 0 LOB: 1 BB: 0 P: 16	R: 0 E: 0 K: 0 S: 12	H: 2 LOB: 2 BB: 0 P: 15	R: 2 E: 0 K: 1 S: 13	H: 4 LOB: 2 BB: 0 P: 25	R: 1 E: 0 K: 1 S: 11	H: 1 LOB: 1 BB: 1 P: 23	R: 0 E: 1 K: 1 S: 7	H: 1 LOB: 1 BB: 0 P: 10	R: 0 E: 0 K: 2 S: 10	H: 1 LOB: 1 BB: 0 P: 14	R: 0 E: 0 K: 2 S: 12	H: 0 LOB: 0 BB: 0 P: 19	R: 4 E: 0 K: 0 S: 14	H: 4 LOB: 1 BB: 1 P: 26	1B: 9 2B: 1 3B: 1 HR: 2	SF: 0 SAC: 1 DP: 0 HBP: 0	WP: 1 PB: 0 SB: 0 CS: 0	PA: 43					
<b>PITCHER</b>	IP WLS BF H R ER SO BB IBB HBP BLK WP HR S P ERA WHIP	IP WLS BF H R ER SO BB IBB HBP BLK WP HR S P ERA WHIP	IP WLS BF H R ER SO BB IBB HBP BLK WP HR S P ERA WHIP	IP WLS BF H R ER SO BB IBB HBP BLK WP HR S P ERA WHIP	IP WLS BF H R ER SO BB IBB HBP BLK WP HR S P ERA WHIP	IP WLS BF H R ER SO BB IBB HBP BLK WP HR S P ERA WHIP	IP WLS BF H R ER SO BB IBB HBP BLK WP HR S P ERA WHIP	IP WLS BF H R ER SO BB IBB HBP BLK WP HR S P ERA WHIP	IP WLS BF H R ER SO BB IBB HBP BLK WP HR S P ERA WHIP	IP WLS BF H R ER SO BB IBB HBP BLK WP HR S P ERA WHIP	IP WLS BF H R ER SO BB IBB HBP BLK WP HR S P ERA WHIP	IP WLS BF H R ER SO BB IBB HBP BLK WP HR S P ERA WHIP	IP WLS BF H R ER SO BB IBB HBP BLK WP HR S P ERA WHIP	IP WLS BF H R ER SO BB IBB HBP BLK WP HR S P ERA WHIP	IP WLS BF H R ER SO BB IBB HBP BLK WP HR S P ERA WHIP	IP WLS BF H R ER SO BB IBB HBP BLK WP HR S P ERA WHIP	IP WLS BF H R ER SO BB IBB HBP BLK WP HR S P ERA WHIP	IP WLS BF H R ER SO BB IBB HBP BLK WP HR S P ERA WHIP	IP WLS BF H R ER SO BB IBB HBP BLK WP HR S P ERA WHIP	IP WLS BF H R ER SO BB IBB HBP BLK WP HR S P ERA WHIP	IP WLS BF H R ER SO BB IBB HBP BLK WP HR S P ERA WHIP	IP WLS BF H R ER SO BB IBB HBP BLK WP HR S P ERA WHIP	IP WLS BF H R ER SO BB IBB HBP BLK WP HR S P ERA WHIP				
37 Scott Downs, L (1, 1) ERA: 4.32	5.0	24	7	3	3	2	1	0	0	0	0	1	1	54	92	5.40	1.600										
40 Dustin McGowan, R (6, 1) ERA: 7.32	1.0	H	4	1	0	0	1	0	0	0	0	0	0	7	10	0.00	1.000										
Vinnie Chulk, R (7, 1) ERA: 3.57	1.0	H	4	1	0	0	1	0	0	0	0	0	0	10	14	0.00	1.000										
Justin Speier, R (8, 1) ERA: 2.67	1.0	H	3	0	0	0	2	0	0	0	0	0	0	12	19	0.00	0.000										
Miguel Batista, R (9, 1) ERA: 4.14	0.1	L	5	3	4	4	0	0	1	0	0	0	1	4	11	108.00	9.000										

Seattle Mariners @ Toronto Blue Jays  
Rogers Centre, Toronto, ON  
Mon Sep 19 2005, 7:07 PM EDT  
Att. 18,762 - Roof Closed - 68 F

livebaseballscorecards.com

AB	40
R	7
H	13
RBI	7
BB	2
SO	6
LOB	19



Batter	1	2	3	4	5	6	7	8	9	AB R H RBI BB SO LOB
<b>3 Reed Johnson, R</b> OBP: 0.336, SLG: 0.426 (1, 7)	0-3 K		1-0 2 1B 10 1B 2-H		1-0 E6 10 FC5-4 2 BB		3-2 G6-3		2-2 G6-3	5 1 1 1 0 1 2
<b>2 Aaron Hill, R</b> OBP: 0.340, SLG: 0.388 (1, 6) (8, 4)	4-2 BB		1-1 47 G4-6-3 10 1B 1-3		4-1 10 FC5-4 BB 1-2			0-1 G4-3		2 0 1 0 2 0 0
<b>10 Vernon Wells, R</b> OBP: 0.319, SLG: 0.471 (1, 8)	1-2 L7		3-2 47 G4-6-3 1-2 3-H 1B		1-2 FC5-4 47 G1-6-3 1-2f 2-3			1-1 F8		4 0 1 1 0 0 3
<b>47 Corey Koskie, L</b> OBP: 0.331, SLG: 0.400 (1, 5)	2-2 F9		2-2 G4-6-3 1-2f 2-3		2-2 G1-6-3 1-2f			1-3 K		4 0 0 0 0 1 5
<b>Shea Hillenbrand, R</b> OBP: 0.351, SLG: 0.459 (1, 3)		1-2 G4-3	1-1 G4-3			1-1 G5-3			1-2 15 E 9 G1-3 8 1B 1B	4 1 1 0 0 0 1
<b>Eric Hinske, L</b> OBP: 0.337, SLG: 0.413 (1, 10)		1-1 G3		3-3 K		0-3 K			0-0 F9	4 0 0 0 0 2 1
<b>Frank Menechino, R</b> OBP: 0.361, SLG: 0.355 (1, 4)		0-0 G6-3		3-2 L5		3-1 F7			0-1 9 G1-3 15 E 1B	3 0 0 0 0 0 0 1 0 1 0 0 0 0
<b>8 Russ Adams, L</b> OBP: 0.324, SLG: 0.388 (8, 6)									1-2	
<b>15 Alex Rios, R</b> OBP: 0.302, SLG: 0.392 (1, 9)			1-0 2B 3B	2-1 HR			0-0 F9		1-1 E6 9 G1-3	4 2 2 1 0 0 2
<b>Ken Huckaby, R</b> OBP: 0.250, SLG: 0.253 (1, 2)			1-0 3 1B 2B	3-3 K			1-1 L5		2-2 G1-3	3 1 1 1 0 1 0 1 0 0 1 0 0 2
<b>9 Gregg Zaun, S</b> OBP: 0.356, SLG: 0.377 (9, PH)			3-H						1-2 2-3 3-H	

Inning Stats	R: 0	H: 0	E: 0	LOB: 1	K: 1	S: 13	R: 0	H: 0	E: 0	LOB: 0	K: 0	S: 6	R: 3	H: 5	E: 0	LOB: 1	K: 0	S: 13	R: 1	H: 1	E: 0	LOB: 0	K: 2	S: 13	R: 0	H: 0	E: 1	LOB: 1	K: 0	S: 10	R: 0	H: 0	E: 0	LOB: 0	K: 1	S: 7	R: 0	H: 0	E: 0	LOB: 0	K: 0	S: 11	R: 0	H: 2	E: 1	LOB: 2	K: 0	S: 16	1B: 5	SF: 0	2B: 1	SAC: 0	3B: 1	DP: 2	HR: 1	HBP: 0	WP: 0	PA: 37
--------------	------	------	------	--------	------	-------	------	------	------	--------	------	------	------	------	------	--------	------	-------	------	------	------	--------	------	-------	------	------	------	--------	------	-------	------	------	------	--------	------	------	------	------	------	--------	------	-------	------	------	------	--------	------	-------	-------	-------	-------	--------	-------	-------	-------	--------	-------	--------

PITCHER	IP	WLS	BF	H	R	ER	SO	BB	IBB	HBP	BLK	WP	HR	S	P	ERA	WHIP
<b>Jamie Moyer, L</b> ERA: 4.44 (1, 1)	6.0		25	6	4	4	4	2	0	0	0	0	1	62	104	6.00	1.333
<b>40 Julio Mateo, R</b> ERA: 2.73 (7, 1)	1.2		5	0	0	0	0	0	0	0	0	0	0	15	20	0.00	0.000
<b>George Sherrill, L</b> ERA: 3.78 (8, 1)	0.1	W	1	0	0	0	1	0	0	0	0	0	0	3	4	0.00	0.000
<b>Eddie Guardado, L</b> ERA: 2.58 (9, 1)	1.0	S	6	2	1	0	0	0	0	0	0	0	0	16	22	0.00	2.000

**BOTTOM**

**Seattle Mariners @ Toronto Blue Jays**  
Rogers Centre, Toronto, ON

Mon Sep 19 2005, 7:07 PM EDT  
Att: 18,762 - Roof Closed - 68 F

livebaseballscorecards.com

<b>AB</b>	<b>35</b>
<b>R</b>	<b>5</b>
<b>H</b>	<b>8</b>
<b>RBI</b>	<b>5</b>
<b>BB</b>	<b>2</b>
<b>SO</b>	<b>5</b>
<b>LOB</b>	<b>16</b>



Batter	1	2	3	4	5	6	7	8	9	AB R H RBI BB SO LOB	TOP											
51 Ichiro Suzuki, L (1, 9) OBP: 0.350, SLG: 0.441	1-1 G4-3	1-1 G4-3		1-0 FC4-6			1-1 G3 1B		1-1 7 DI 1B	5 0 2 0 0 0 2												
7 Jeremy Reed, L (1, 8) OBP: 0.321, SLG: 0.352	2-1 E3 1B		0-0 G1-3		0-0 B1-3		0-2 K		0-2 G4-3	5 1 0 0 0 1 2												
Raul Ibanez, L (1, 7) OBP: 0.364, SLG: 0.450	3-2 G4-3		2-2 G1-3		1-2 L1-3 1B		1-0 G3		1-2	4 0 1 0 0 0 2												
Richie Sexson, R (1, 10) OBP: 0.364, SLG: 0.544	1-2 29 HR 1B		4-2 BB		1-1 L1-3		1-1 P6			3 1 1 1 1 0 2												
29 Adrián Beltré, R (1, 5) OBP: 0.298, SLG: 0.415	1-2 1-H HR		2-0 G5-3		1-2 F9		1-3 K			4 1 1 2 0 1 1												
Greg Dobbs, L (1, 3) OBP: 0.295, SLG: 0.368	2-1 1B		0-0 P5		0-0 4 FC5-4 1B		0-1 L9			4 0 2 0 0 0 0												
4 Jose Lopez, R (1, 4) OBP: 0.276, SLG: 0.373	1-2 F8		2-1 7 1B 2B		2-2 FC5-4 7 FC5-4		2-3 K			4 0 1 0 0 1 2												
7 Yuniesky Betancourt, R (1, 6) OBP: 0.265, SLG: 0.378		0-1 L7		0-1 2-H 1B		1-1 FC5-4			3-2 G6-3	4 0 1 0 0 0 1												
Yorvit Torrealba, R (1, 2) OBP: 0.303, SLG: 0.353 Dave Hansen, L (9, PH) OBP: 0.278, SLG: 0.279		0-0 G6-3		4-2 51 FC4-6 BB		2-2 HR			1-3 K	2 1 1 1 1 0 0 1 0 0 0 0 1 0												
<b>Inning Stats</b>	R: 3 E: 1 K: 0 S: 20	H: 3 LOB: 1 BB: 0 P: 31	R: 0 E: 0 K: 0 S: 5	H: 0 LOB: 0 BB: 0 P: 6	R: 0 E: 0 K: 0 S: 9	H: 0 LOB: 1 BB: 1 P: 17	R: 0 E: 0 K: 0 S: 8	H: 2 LOB: 2 BB: 1 P: 15	R: 0 E: 0 K: 0 S: 6	H: 1 LOB: 0 BB: 0 P: 8	R: 0 E: 0 K: 0 S: 13	H: 1 LOB: 1 BB: 0 P: 16	R: 1 E: 0 K: 1 S: 13	H: 2 LOB: 1 BB: 0 P: 18	R: 0 E: 0 K: 2 S: 8	H: 0 LOB: 0 BB: 0 P: 11	R: 0 E: 0 K: 1 S: 11	H: 1 LOB: 1 BB: 0 P: 16	1B: 7 2B: 2 3B: 0 HR: 2	SF: 0 SAC: 0 DP: 1 HBP: 0	WP: 0 PB: 0 SB: 0 CS: 0	PA: 38
<b>PITCHER</b>	IP WLS BF H R ER SO BB IBB HBP BLK WP HR S P ERA WHIP																					
Josh Towers, R (1, 1) ERA: 3.78	6.0 W 27 8 4 1 0 2 2 0 0 0 0 2 65 99 1.50 1.667																					
Scott Schoeneweis, L (7, 1) ERA: 3.52	0.2 H 3 1 0 0 1 0 0 0 0 0 0 0 7 9 0.00 1.500																					
Vinnie Chulk, R (7, 1) ERA: 3.5	1.1 H 4 0 0 0 2 0 0 0 0 0 0 0 10 14 0.00 0.000																					
54 Jason Frasor, R (9, 1) ERA: 3.39	1.0 S 4 1 0 0 1 0 0 0 0 0 0 0 11 16 0.00 1.000																					

Seattle Mariners @ Toronto Blue Jays  
Rogers Centre, Toronto, ON  
Tue Sep 20 2005, 7:07 PM EDT  
Att: 19,002 - Partly Cloudy - 68 F

livebaseballscorecards.com

AB	36
R	4
H	10
RBI	4
BB	2
SO	4
LOB	12



Batter	1	2	3	4	5	6	7	8	9
<b>8 Russ Adams, L</b> OBP: 0.323, SLG: 0.389 (1, 6)	1-1 L4		0-1 G4-3		1-1 2-H 2B		1-3 K		
<b>Frank Catalanotto, L</b> OBP: 0.358, SLG: 0.418 (1, 10)	2-1 10 HR 1B		2-3 K		1-0 P5			2-3 K	
<b>10 Vernon Wells, R</b> OBP: 0.322, SLG: 0.477 (1, 8)	1-0 1-H HR			0-0 47 2B 1B		4-2 G3 9 S HR BB		0-0 G4-3	
<b>47 Corey Koskie, L</b> OBP: 0.331, SLG: 0.401 (1, 5)	3-1 G3-1			0-0 1-H 2B		2-3 SAFE K 1-2		1-0 F9	
<b>Eric Hinske, L</b> OBP: 0.335, SLG: 0.410 (1, 3)	2-2 G4-3			1-3 K 2B		2-2 G3 2-3			
<b>9 Gregg Zaun, S</b> OBP: 0.358, SLG: 0.384 (1, 2)			4-1 CS BB		0-1 P5		2-2 3-H HR		
<b>15 Alex Rios, R</b> OBP: 0.302, SLG: 0.391 (1, 9)			1-3 K		1-0 2 CS S 1B		3-3 K		
<b>Gabe Gross, L</b> OBP: 0.329, SLG: 0.364 (1, 7)			3-3 K 1-2		4-1 2 CS 8 2B BB		1-1 P6		
<b>2 Aaron Hill, R</b> OBP: 0.337, SLG: 0.384 (1, 4)			2-2 L5		3-1 SAFE L5		1-2 L8		

Inning Stats	R: 2 E: 0 K: 0 S: 12	H: 2 LOB: 0 BB: 0 P: 21	R: 0 E: 0 K: 2 S: 7	H: 0 LOB: 1 BB: 1 P: 15	R: 0 E: 0 K: 1 S: 8	H: 0 LOB: 0 BB: 0 P: 12	R: 1 E: 0 K: 1 S: 7	H: 2 LOB: 0 BB: 0 P: 8	R: 1 E: 0 K: 0 S: 7	H: 2 LOB: 1 BB: 1 P: 17	R: 2 E: 0 K: 2 S: 19	H: 1 LOB: 0 BB: 1 P: 32	R: 0 E: 0 K: 1 S: 8	H: 0 LOB: 0 BB: 0 P: 11	R: 0 E: 0 K: 1 S: 5	H: 0 LOB: 0 BB: 0 P: 8
--------------	-------------------------------	----------------------------------	------------------------------	----------------------------------	------------------------------	----------------------------------	------------------------------	---------------------------------	------------------------------	----------------------------------	-------------------------------	----------------------------------	------------------------------	----------------------------------	------------------------------	---------------------------------

PITCHER	IP	WLS	BF	H	R	ER	SO	BB	IBB	HBP	BLK	WP	HR	S	P	ERA	WHIP
<b>Jeff Harris, R</b> ERA: 4.18 (1, 1)	4.2	L	19	6	4	4	4	2	0	0	0	0	1	40	71	7.71	1.714
<b>Scott Atchison, R</b> ERA: 3.6 (5, 1)	1.1		6	1	2	2	2	1	0	0	0	0	1	20	34	13.50	1.500
<b>Gil Meche, R</b> ERA: 5.16 (7, 1)	2.0		6	0	0	0	2	0	0	0	0	0	0	13	19	0.00	0.000

**BOTTOM**

AB R H RBI BB SO LOB

4	0	1	1	0	1	0
4	1	1	0	0	2	1
3	3	2	2	1	0	0
4	0	1	1	0	1	1
3	0	0	0	0	1	1
2	1	1	2	1	0	0
3	0	1	0	0	2	1
2	1	0	0	1	1	1
3	0	0	0	0	0	2

**AB 28**  
**R 6**  
**H 7**  
**RBI 6**  
**BB 3**  
**SO 8**  
**LOB 7**



WP: 0 PA: 31  
PB: 0  
SB: 2  
CS: 3

**Seattle Mariners @ Toronto Blue Jays**  
Rogers Centre, Toronto, ON  
Tue Sep 20 2005, 7:07 PM EDT  
Att. 19,002 - Partly Cloudy - 68 F

[livebaseballscorecards.com](http://livebaseballscorecards.com)

Batter	1	2	3	4	5	6	7	8	9	AB R H RBI BB SO LOB	TOP
51 Ichiro Suzuki, L (1, 9) OBP: 0.347, SLG: 0.438	1-1 G5-3		3-3 K		1-0 G4-3		0-2 G4-3		0-2 G4-3	5 0 0 0 0 1 3	
7 Jeremy Reed, L (1, 8) OBP: 0.323, SLG: 0.351	1-2 G3-1			4-1 BB 1B BB	4-1 F8-4-3 BB			2-3 K		2 1 0 0 2 1 0	
Raul Ibanez, L (1, 7) OBP: 0.363, SLG: 0.448	2-2 P6			4-0 1B 1-2 1B BB	1-1 F8-4-3			2-2 G3		3 1 0 0 1 0 1	
Richie Sexson, R (1, 10)		1-3 K		3-2 29 BB 1-3 2-H 1B		0-2 G5-3		4-2 29 2B BB		3 1 1 1 1 1 0	
29 Adrián Beltré, R (1, 5) OBP: 0.300, SLG: 0.417		2-3 K		4-2 D 7 SH1-3 1-2 BB		2-3 K		1-1 1-3 2B		3 0 1 0 1 2 0	
Greg Dobbs, L (1, 3) OBP: 0.294, SLG: 0.364		1-0 F9		1-0 7 SH1-3 1-2 2-H 3-H 1B		2-2 G5-3		2-2 L6		4 0 1 2 0 0 2	
7 Yuniesky Betancourt, R (1, 6) OBP: 0.280, SLG: 0.371			1-1 G5-3	0-0 SH1-3		0-1 F7		0-1 P3		3 0 0 0 0 0 0	
Ramon Santiago, S (1, 4) OBP: 0.364, SLG: 0.125			0-0 G4-3	1-2 G4-3 HBP		0-3 K2-3		1-2 G4-3		3 0 0 0 0 1 0	
Yorvit Torrealba, R (1, 2) OBP: 0.312, SLG: 0.358			2-2 1B	2-0 G4-3 1-2f		4-2 BB		2-2 1B		3 0 2 0 1 0 3	
<b>Inning Stats</b>	R: 0 E: 0 K: 0 S: 8 H: 0 LOB: 0 BB: 0 P: 12	R: 0 E: 0 K: 2 S: 13 H: 0 LOB: 0 BB: 0 P: 17	R: 0 E: 0 K: 1 S: 12 H: 1 LOB: 1 BB: 0 P: 18	R: 3 E: 0 K: 0 S: 15 H: 2 LOB: 2 BB: 3 P: 34	R: 0 E: 0 K: 0 S: 4 H: 0 LOB: 0 BB: 1 P: 10	R: 0 E: 0 K: 1 S: 11 H: 0 LOB: 0 BB: 0 P: 15	R: 0 E: 0 K: 1 S: 10 H: 0 LOB: 1 BB: 1 P: 14	R: 0 E: 0 K: 1 S: 13 H: 1 LOB: 2 BB: 1 P: 24	R: 0 E: 0 K: 0 S: 12 H: 1 LOB: 1 BB: 0 P: 15	1B: 4 2B: 2 3B: 0 HR: 0 SF: 0 SAC: 1 DP: 2 HBP: 1	WP: 0 PB: 0 SB: 0 CS: 0 PA: 37
<b>PITCHER</b>	IP WLS BF H R ER SO BB IBB HBP BLK WP HR S P ERA WHIP	IP WLS BF H R ER SO BB IBB HBP BLK WP HR S P ERA WHIP	IP WLS BF H R ER SO BB IBB HBP BLK WP HR S P ERA WHIP	IP WLS BF H R ER SO BB IBB HBP BLK WP HR S P ERA WHIP	IP WLS BF H R ER SO BB IBB HBP BLK WP HR S P ERA WHIP	IP WLS BF H R ER SO BB IBB HBP BLK WP HR S P ERA WHIP	IP WLS BF H R ER SO BB IBB HBP BLK WP HR S P ERA WHIP	IP WLS BF H R ER SO BB IBB HBP BLK WP HR S P ERA WHIP	IP WLS BF H R ER SO BB IBB HBP BLK WP HR S P ERA WHIP	IP WLS BF H R ER SO BB IBB HBP BLK WP HR S P ERA WHIP	IP WLS BF H R ER SO BB IBB HBP BLK WP HR S P ERA WHIP
Dave Bush, R (1, 1) ERA: 4.45	3.1 L										
22 Brandon League, R (4, 1) ERA: 6.54	3.2	11	0	0	0	2	2	0	0	0	0
28 Shaun Marcum, R (8, 1) ERA:	2.0	9	2	0	0	1	1	0	0	0	0

Seattle Mariners @ Toronto Blue Jays  
Rogers Centre, Toronto, ON  
Wed Sep 21 2005, 7:07 PM EDT  
Att. 21,469 - Clear - 81 F

livebaseballscorecards.com

AB 29  
R 3  
H 5  
RBI 3  
BB 6  
SO 6  
LOB 9





Batter	1	2	3	4	5	6	7	8	9	AB R H RBI BB SO LOB	TOP																
51 Ichiro Suzuki, L (1, 9) OBP: 0.345, SLG: 0.435	2-2 X G1-3		0-1 G5-3	2-1 G4-3		2-1 G6-4-3			2-2 FC6-4	5 0 0 0 0 0 3																	
7 Yuniesky Betancourt, R (1, 6) OBP: 0.290, SLG: 0.373 Dave Hansen, L (9, PH) OBP: 0.275, SLG: 0.275	0-1 CS 1B		4-1 BB		4-0 FC4-6 BB		1-0 G4-3		2-2 F9	2 0 1 0 2 0 0 1 0 0 0 0 0 1																	
Raul Ibanez, L (1, 7) OBP: 0.362, SLG: 0.445	4-2 SAFE 1B BB		1-3 K		2-1 FC4-6 2B 29 2B		2-0 F7		2-0 F7	4 1 0 0 1 1 3																	
Richie Sexson, R (1, 3) OBP: 0.367, SLG: 0.545	1-2 1B			4-2 7 2B BB	0-0 29 2B	1-3 2B	0-0 G5-3			3 2 2 0 1 0 0																	
29 Adrián Beltré, R (1, 5) OBP: 0.301, SLG: 0.419	2-3 K			0-2 F7	0-0 2B			2-2 G4-3-6 1B	4 0 2 2 0 1 3																		
12 Michael Morse, R (1, 10) OBP: 0.356, SLG: 0.382 Greg Dobbs, L (8, PH) OBP: 0.291, SLG: 0.361 (8, 10)		0-2 F9		0-0 7 2B 4 2B 1B	0-3 K			1-0 G4-3-6 1-2f	3 1 1 0 0 1 1 1 0 0 0 0 0 1																		
7 Jeremy Reed, L (1, 8) OBP: 0.324, SLG: 0.354		2-0 F7		0-1 4 2B 2B	2-3 K			1-2 4 S 1B	4 1 2 1 0 1 1																		
4 Jose Lopez, R (1, 4) OBP: 0.275, SLG: 0.376		1-3 K		2-2 2B				1-2 F9	4 0 1 2 0 2 1																		
Yorvit Torrealba, R (1, 2) OBP: 0.313, SLG: 0.358 Ramon Santiago, S (9, PH) OBP: 0.417, SLG: 0.125		2-2 L1		0-0 G5-3		3-2 51 G6-4-3 1B		3-2 51 FC6-4 HBP	3 0 1 0 0 0 1 0 0 0 0 0 0 0																		
<b>Inning Stats</b>	R: 0 E: 0 K: 1 S: 21	H: 2 LOB: 2 BB: 1 P: 30	R: 0 E: 0 K: 1 S: 7	H: 0 LOB: 0 BB: 0 P: 10	R: 0 E: 0 K: 1 S: 9	H: 0 LOB: 1 BB: 1 P: 16	R: 3 E: 0 K: 0 S: 18	H: 3 LOB: 1 BB: 1 P: 26	R: 2 E: 0 K: 2 S: 10	H: 2 LOB: 1 BB: 1 P: 18	R: 0 E: 0 K: 1 S: 10	H: 1 LOB: 0 BB: 0 P: 17	R: 0 E: 0 K: 0 S: 3	H: 0 LOB: 0 BB: 0 P: 6	R: 0 E: 0 K: 0 S: 12	H: 2 LOB: 1 BB: 0 P: 17	R: 0 E: 0 K: 0 S: 9	H: 0 LOB: 1 BB: 0 P: 18	1B: 6 2B: 4 3B: 0 HR: 0	SF: 0 SAC: 0 DP: 2 HBP: 1	WP: 0 PB: 0 SB: 1 CS: 1	PA: 39					
<b>PITCHER</b>	IP WLS BF H R ER SO BB IBB HBP BLK WP HR S P ERA WHIP																										
39 Gustavo Chacin, L (1, 1) ERA: 3.66	4.1		23	7	5	5	3	4	0	0	0	0	0	59	92	10.38	2.538										
40 Dustin McGowan, R (5, 1) ERA: 6.86	2.2		8	1	0	0	3	0	0	0	0	0	0	19	31	0.00	0.375										
Justin Speier, R (8, 1) ERA: 2.63	1.0	W	4	2	0	0	0	0	0	0	0	0	0	12	17	0.00	2.000										
Scott Schoeneweis, L (9, 1) ERA: 3.5	0.1	H	2	0	0	0	0	0	0	1	0	0	0	5	10	0.00	0.000										
Miguel Batista, R (9, 1) ERA: 4.11	0.2	S	2	0	0	0	0	0	0	0	0	0	0	4	8	0.00	0.000										

Seattle Mariners @ Toronto Blue Jays  
Rogers Centre, Toronto, ON  
Thu Sep 22 2005, 7:07 PM EDT  
Att. 23,118 - Roof Closed - 68 F

livebaseballscorecards.com

AB	34
R	5
H	10
RBI	5
BB	4
SO	6
LOB	15





Batter	1	2	3	4	5	6	7	8	9	AB R H RBI BB SO LOB
8 Russ Adams, L OBP: 0.320, SLG: 0.384 (1, 6)										4 1 1 0 0 1 2
Frank Catalanotto, L OBP: 0.357, SLG: 0.416 (1, 10)										4 1 2 0 0 0 1
10 Vernon Wells, R OBP: 0.323, SLG: 0.475 (1, 8)										4 0 1 1 0 1 1
47 Corey Koskie, L OBP: 0.334, SLG: 0.403 (1, 5)										3 2 1 1 1 1 0
Shea Hillenbrand, R OBP: 0.348, SLG: 0.460 (1, 3)										4 1 0 0 0 0 3
15 Alex Rios, R OBP: 0.305, SLG: 0.399 (1, 9)										4 2 2 3 0 1 0
Gabe Gross, L OBP: 0.333, SLG: 0.380 (1, 7)										4 0 2 1 0 1 0
2 Aaron Hill, R OBP: 0.333, SLG: 0.380 (1, 4)										3 0 0 1 0 1 1
Guillermo Quiroz, R OBP: 0.192, SLG: 0.208 (1, 2)										3 0 1 0 0 2 0

Inning Stats	R: 5 E: 0 K: 1 S: 23	H: 7 LOB: 2 BB: 0 P: 34	R: 0 E: 0 K: 1 S: 9	H: 0 LOB: 0 BB: 0 P: 16	R: 0 E: 0 K: 2 S: 7	H: 0 LOB: 0 BB: 0 P: 12	R: 0 E: 0 K: 2 S: 9	H: 0 LOB: 0 BB: 0 P: 12	R: 0 E: 0 K: 1 S: 7	H: 1 LOB: 0 BB: 0 P: 10	R: 0 E: 0 K: 0 S: 8	H: 0 LOB: 0 BB: 0 P: 10	R: 0 E: 1 K: 1 S: 8	H: 0 LOB: 1 BB: 0 P: 11	R: 2 E: 0 K: 0 S: 11	H: 2 LOB: 1 BB: 1 P: 17	1B: 6 2B: 3 3B: 0 HR: 1	SF: 1 SAC: 0 DP: 1 HBP: 0	WP: 0 PB: 0 SB: 0 CS: 0	PA: 35
--------------	-------------------------------	----------------------------------	------------------------------	----------------------------------	------------------------------	----------------------------------	------------------------------	----------------------------------	------------------------------	----------------------------------	------------------------------	----------------------------------	------------------------------	----------------------------------	-------------------------------	----------------------------------	----------------------------------	------------------------------------	----------------------------------	--------

PITCHER	IP	WLS	BF	H	R	ER	SO	BB	IBB	HBP	BLK	WP	HR	S	P	ERA	WHIP
Joel Pineiro, R ERA: 5.42 (1, 1)	7.2	L	34	10	7	7	8	1	0	0	0	0	1	79	118	8.22	1.435
Rafael Soriano, R ERA: 4.91 (8, 1)	0.1		1	0	0	0	0	0	0	0	0	0	0	3	4	0.00	0.000

BOTTOM

Seattle Mariners @ Toronto Blue Jays  
Rogers Centre, Toronto, ON  
Thu Sep 22 2005, 7:07 PM EDT  
Att: 23,118 - Roof Closed - 68 F

livebaseballscorecards.com

AB	33
R	7
H	10
RBI	7
BB	1
SO	8
LOB	8



Batter	1	2	3	4	5	6	7	8	9	AB R H RBI BB SO LOB	TOP											
8 Russ Adams, L (1, 6) OBP: 0.317, SLG: 0.381	2-2 G1-3		1-0 P5		1-2 G1-3			0-1 F8		4 0 0 0 0 0 0	<p><b>Toronto Blue Jays @ New York Yankees</b>  <b>Yankee Stadium, Bronx, NY</b>            Fri Sep 23 2005, 7:05 PM EDT            Att. 53,175 - Cloudy - 82 F</p>											
Frank Catalanotto, L (1, 7) OBP: 0.358, SLG: 0.415	1-1 G4-1		1-0 1B			1-1 HBP		2-2 F7		3 0 1 0 0 0 0												
10 Vernon Wells, R (1, 8) OBP: 0.321, SLG: 0.472	3-3 K		1-0 F7			3-1 P2		0-0 F9		4 0 0 0 0 1 2												
47 Corey Koskie, L (1, 5) OBP: 0.333, SLG: 0.401		1-1 FC4-6 1B		2-3 K		0-0 F7		1-2 G3-1		4 0 1 0 0 1 1												
Shea Hillenbrand, R (1, 3) OBP: 0.349, SLG: 0.460		1-2 FC4-6 1B		0-1 G6-3		1-0 F8		0-2 9 DI 1B		4 0 2 0 0 0 1												
9 Gregg Zaun, S (1, 2) OBP: 0.359, SLG: 0.380		1-1 L5		4-2 BB			2-2 F7		4-0 BB	2 0 0 0 2 0 2												
Eric Hinske, L (1, 10) OBP: 0.331, SLG: 0.403		0-0 FC4-6		1-1 G3			0-2 G4-3		0-0 P5	4 0 0 0 0 0 5												
15 Alex Rios, R (1, 9) OBP: 0.304, SLG: 0.396		1-2 L5			0-0 P3		3-3 K			3 0 0 0 0 1 2												
2 Aaron Hill, R (1, 4) OBP: 0.331, SLG: 0.377			3-2 G5-3		1-1 F9			1-2 G5-3		3 0 0 0 0 0 0												
<b>Inning Stats</b>	R: 0 E: 0 K: 1 S: 11	H: 0 LOB: 0 BB: 0 P: 17	R: 0 E: 0 K: 0 S: 12	H: 2 LOB: 2 BB: 0 P: 16	R: 0 E: 0 K: 0 S: 7	H: 1 LOB: 1 BB: 0 P: 13	R: 0 E: 0 K: 1 S: 9	H: 0 LOB: 1 BB: 1 P: 16	R: 0 E: 0 K: 0 S: 6	H: 0 LOB: 0 BB: 0 P: 8	R: 0 E: 0 K: 0 S: 5	H: 0 LOB: 1 BB: 0 P: 10	R: 0 E: 0 K: 1 S: 14	H: 0 LOB: 0 BB: 0 P: 19	R: 0 E: 0 K: 0 S: 9	H: 0 LOB: 0 BB: 0 P: 12	R: 0 E: 0 K: 0 S: 9	H: 1 LOB: 2 BB: 1 P: 14	1B: 4 2B: 0 3B: 0 HR: 0	SF: 0 SAC: 0 DP: 0 HBP: 1	WP: 0 PB: 0 SB: 0 CS: 0	PA: 34
<b>PITCHER</b>	IP WLS BF H R ER SO BB IBB HBP BLK WP HR S P ERA WHIP																					
Shawn Chacon, R (1, 1) ERA: 3.49	8.0 W 29 3 0 0 3 1 0 1 0 0 0 0 73 111 0.00 0.500																					
Scott Proctor, R (9, 1) ERA: 5.13	1.0 5 1 0 0 0 1 0 0 0 0 0 0 9 14 0.00 2.000																					

livebaseballscorecards.com

AB	31
R	0
H	4
RBI	0
BB	2
SO	3
LOB	13



BOTTOM

Toronto Blue Jays @ New York Yankees  
Yankee Stadium, Bronx, NY

AB	31
R	5
H	8
RBI	4
BB	7
SO	5
LOB	23



WP:	1	PA:	38
PB:	0	SB:	1
CS:	0		

Fri Sep 23 2005, 7:05 PM EDT  
Att: 53,175 - Cloudy - 82 F

AB R H RBI BB SO LOB

2	1	1	1	3	1	0	
5	1	2	1	0	1	2	
2	2	1	0	2	1	0	
4	0	0	0	0	1	5	
3	1	1	1	1	0	3	
3	0	2	0	1	0	1	
4	0	0	0	0	1	6	
4	0	1	1	0	0	3	
4	0	0	0	0	0	3	
1B:	5	SF:	0	WP:	1	PA:	38
2B:	2	SAC:	0	PB:	0	SB:	1
3B:	0	DP:	2	CS:	0		
HR:	2	HBP:	0				

1B: 5 SF: 0 WP: 1 PA: 38  
2B: 2 SAC: 0 PB: 0 SB: 1  
3B: 0 DP: 2 CS: 0  
HR: 2 HBP: 0

IP	WLS	BF	H	R	ER	SO	BB	IBB	HBP	BLK	WP	HR	S	P	ERA	WHIP
1.0		11	5	4	4	0	3	0	0	0	1	2	27	50	36.00	8.000
2.0		7	1	0	0	0	1	0	0	0	0	0	16	31	0.00	1.000
4.1		7	1	0	0	1	1	0	0	0	0	0	16	28	0.00	1.000
6.1		4	0	0	0	1	1	0	0	0	0	0	7	14	0.00	1.000
7.1		6	1	1	0	2	1	0	0	0	0	0	19	30	0.00	2.000

Batter	1	2	3	4	5	6	7	8	9
2 Derek Jeter, R OBP: 0.385, SLG: 0.445 (1, 6)	3-1 HR	4-2 24 1B BB		4-1 24 L3 BB		4-1 BB		3-3 K	
24 Robinson Canó, L OBP: 0.317, SLG: 0.457 (1, 4)	0-2 HR	0-0 FC5 13 BB 1B		0-1 L3 1-1		0-3 K		0-1 G4-3	
13 Alex Rodriguez, R OBP: 0.418, SLG: 0.602 (1, 5)	4-2 55 WP 2B BB	4-2 FC5 BB		1-3 K		2-1 20 FC1 55 S 20 E 1B			
Gary Sheffield, R OBP: 0.383, SLG: 0.507 (1, 10)	1-2 F8	3-1 FC5 55 G3-6-3 1-2 2-3f		1-2 P6		2-3 K			
55 Hideki Matsui, L OBP: 0.362, SLG: 0.488 (1, 7)	2-1 1B 2B	1-0 G3-6-3		2-2 G3		4-2 20 E 1-2 BB			
20 Jorge Posada, S OBP: 0.358, SLG: 0.441 (1, 2)	4-2 1B BB		3-2 1B		1-0 1B	0-2 FC1 1-3 2-H			
Bernie Williams, S OBP: 0.326, SLG: 0.374 (1, 8)	2-1 P2		2-2 F7		3-2 G3	2-3 K			
Tino Martinez, L OBP: 0.332, SLG: 0.447 (1, 3)	1-2 1-2 2-H 1B		1-1 F9		1-1 G4-3	1-2 G3			
Bubba Crosby, L OBP: 0.302, SLG: 0.337 (1, 9)	2-1 G1-3		1-0 F9		2-0 G3-1		2-2 G1-3		

Inning Stats	R: 4	H: 4	E: 0	K: 0	S: 24	L: 4	LOB: 2	BB: 2	P: 43	R: 0	H: 1	E: 0	K: 0	S: 8	L: 1	LOB: 2	BB: 2	P: 20	R: 0	H: 1	E: 0	K: 0	S: 11	L: 1	LOB: 1	BB: 0	P: 18	R: 0	H: 0	E: 0	K: 1	S: 6	L: 0	LOB: 0	BB: 1	P: 11	R: 0	H: 1	E: 0	K: 0	S: 10	L: 1	LOB: 1	BB: 0	P: 17	R: 0	H: 0	E: 0	K: 1	S: 7	L: 0	LOB: 1	BB: 1	P: 14	R: 1	H: 1	E: 1	K: 2	S: 19	L: 1	LOB: 2	BB: 1	P: 30	R: 0	H: 0	E: 0	K: 1	S: 9	L: 0	LOB: 0	BB: 0	P: 14	1B: 5	SF: 0	WP: 1	PA: 38	2B: 2	SAC: 0	PB: 0	SB: 1	3B: 0	DP: 2	CS: 0	HR: 2	HBP: 0
--------------	------	------	------	------	-------	------	--------	-------	-------	------	------	------	------	------	------	--------	-------	-------	------	------	------	------	-------	------	--------	-------	-------	------	------	------	------	------	------	--------	-------	-------	------	------	------	------	-------	------	--------	-------	-------	------	------	------	------	------	------	--------	-------	-------	------	------	------	------	-------	------	--------	-------	-------	------	------	------	------	------	------	--------	-------	-------	-------	-------	-------	--------	-------	--------	-------	-------	-------	-------	-------	-------	--------

PITCHER	IP	WLS	BF	H	R	ER	SO	BB	IBB	HBP	BLK	WP	HR	S	P	ERA	WHIP
Ted Lilly, L ERA: 5.72 (1, 1)	1.0		11	5	4	4	0	3	0	0	0	1	2	27	50	36.00	8.000
28 Shaun Marcum, R ERA: (2, 1)	2.0		7	1	0	0	0	1	0	0	0	0	0	16	31	0.00	1.000
Pete Walker, R ERA: 3.32 (4, 1)	2.0		7	1	0	0	1	1	0	0	0	0	0	16	28	0.00	1.000
22 Brandon League, R ERA: 6.34 (6, 1)	1.0		4	0	0	0	1	1	0	0	0	0	0	7	14	0.00	1.000
Vinnie Chulk, R ERA: 3.45 (7, 1)	1.0		6	1	1	0	2	1	0	0	0	0	0	19	30	0.00	2.000
PITCHER	IP	WLS	BF	H	R	ER	SO	BB	IBB	HBP	BLK	WP	HR	S	P	ERA	WHIP
54 Jason Frasor, R ERA: 3.34 (8, 1)	1.0		3	0	0	0	0	0	0	0	0	0	0	9	14	0.00	0.000

Batter	1	2	3	4	5	6	7	8	9	AB R H RBI BB SO LOB	TOP											
8 Russ Adams, L (1, 6) OBP: 0.320, SLG: 0.382	1-0 1B 1B	2-1 BB 1B	1-2 F9			1-1 G3			4-1 10 G3 SH5-3 BB	4 2 2 0 1 0 1												
Frank Catalanotto, L (1, 10) OBP: 0.359, SLG: 0.415	1-2 1B 1B	4-2 E SF8 BB			0-0 F9	3-1 P6			0-0 SH5-3	3 2 1 0 1 0 0												
10 Vernon Wells, R (1, 8) OBP: 0.320, SLG: 0.469	1-1 1B 1B	1-1 P3			2-0 P3		0-1 F8		1-1 G3	5 1 1 0 0 0 4												
Shea Hillenbrand, R (1, 5) OBP: 0.348, SLG: 0.458	1-0 SF 3 SF8 1B	0-1 E4			0-0 G4-3		1-0 G6-3		0-2 G6-3	5 1 1 2 0 0 2												
Eric Hinske, L (1, 3) OBP: 0.330, SLG: 0.404	0-1 SF 3 SF8	0-2 SF8			2-2 3 G5-3 1B		0-3 K			2 0 1 2 0 1 0												
9 Gregg Zaun, S (1, 2) OBP: 0.356, SLG: 0.376	1-0 G1-3	2-2 K			0-0 F7		3-1 F9			4 0 0 0 0 1 4												
3 Reed Johnson, R (1, 7) OBP: 0.332, SLG: 0.420	1-0 SF8		1-2 L6-3 1B		1-0 G5-3		1-3 K			3 0 1 1 0 1 1												
Gabe Gross, L (1, 9) OBP: 0.329, SLG: 0.373	2-3 K		0-1 L6-3		1-2 F9		3-2 1B			4 0 1 0 0 1 3												
2 Aaron Hill, R (1, 4) OBP: 0.332, SLG: 0.378		1-0 BB E 8 1B	3-1 1B		1-2 F7		0-3 K			4 1 2 0 0 1 1												
<b>Inning Stats</b>	R: 4 E: 1 K: 1 S: 15	H: 4 LOB: 1 BB: 0 P: 23	R: 3 E: 1 K: 1 S: 18	H: 2 LOB: 1 BB: 1 P: 28	R: 0 E: 0 K: 0 S: 11	H: 2 LOB: 1 BB: 0 P: 16	R: 0 E: 0 K: 0 S: 3	H: 0 LOB: 0 BB: 0 P: 5	R: 0 E: 0 K: 0 S: 8	H: 1 LOB: 1 BB: 0 P: 12	R: 0 E: 0 K: 0 S: 7	H: 0 LOB: 0 BB: 0 P: 12	R: 0 E: 0 K: 1 S: 6	H: 0 LOB: 0 BB: 0 P: 7	R: 0 E: 0 K: 2 S: 12	H: 1 LOB: 1 BB: 0 P: 19	R: 0 E: 0 K: 0 S: 8	H: 0 LOB: 1 BB: 1 P: 13	1B: 10 2B: 1 3B: 0 HR: 0	SF: 3 SAC: 1 DP: 1 HBP: 0	WP: 0 PB: 0 SB: 1 CS: 0	PA: 40
<b>PITCHER</b>	IP WLS BF H R ER SO BB IBB HBP BLK WP HR S P ERA WHIP																					
Jaret Wright, R (1, 1) ERA: 5.97	1.0 L 11 6 7 3 1 1 0 0 0 0 0 0 22 37 27.00 7.000																					
Aaron Small, R (2, 1) ERA: 3.25	6.2 24 4 0 0 3 0 0 0 0 0 0 0 55 82 0.00 0.600																					
Tanyon Sturtze, R (8, 1) ERA: 4.11	1.1 5 0 0 0 1 1 0 0 0 0 0 0 11 16 0.00 0.750																					

Toronto Blue Jays @ New York Yankees  
 Yankee Stadium, Bronx, NY  
 Sat Sep 24 2005, 1:05 PM EDT  
 Att. 53,911 - Sunny - 68 F

livebaseballscorecards.com

AB	34
R	7
H	10
RBI	5
BB	2
SO	5
LOB	16



Batter	1	2	3	4	5	6	7	8	9	AB	R	H	RBI	BB	SO	LOB
2 Derek Jeter, R OBP: 0.388, SLG: 0.445 (1, 6)	3-2 13 HR HBP	3-2 13 1B HBP			1-0 G6-3	0-1 1B		1 SAFE 4-1 13 BB BB		2	1	1	1	1	0	0
13 Alex Rodriguez, R OBP: 0.421, SLG: 0.608 (1, 5)	3-2 1-H HR	1-0 1-2 2-H 1B			4-2 1B BB	0-1 F8		4-1 1-2 2-3 BB		3	1	2	3	2	0	2
25 Jason Giambi, L OBP: 0.436, SLG: 0.535 (1, 3)	0-3 K	1-2 P6			0-0 F9		4-1 55 1B BB	1-3 K		4	0	0	0	1	2	6
Gary Sheffield, R OBP: 0.381, SLG: 0.505 (1, 10)	1-1 F7		3-2 F7		1-1 1-2 1B		2-2 F9		0-3 K	5	0	1	0	0	1	1
55 Hideki Matsui, L OBP: 0.363, SLG: 0.487 (1, 7)	4-0 BB		0-2 F7		1-0 F9		1-2 1-3 20 G4-6-3 1B		0-3 K	4	0	1	0	1	1	2
20 Jorge Posada, S OBP: 0.354, SLG: 0.436 (1, 2)	1-3 K		1-3 K		0-1 L6		0-0 G4-6-3		2-3 K	5	0	0	0	0	3	3
24 Robinson Cano, L OBP: 0.314, SLG: 0.453 (1, 4)		0-2 G4-3		0-0 G1-3		0-2 G1-3		2-1 G5-3		4	0	0	0	0	0	0
Bernie Williams, S OBP: 0.325, SLG: 0.373 (1, 8)		2-3 K		2-1 G5-3		1-1 E4 1B 2 1B		2-2 13 BB 2 BB 1B		4	1	1	0	0	1	0
Bubba Crosby, L OBP: 0.307, SLG: 0.341 (1, 9)		0-2 2 HBP 13 1B 1B		0-2 G4-3		0-1 2 1B 1B		2-3 K		2	1	1	0	0	0	0
Ruben Sierra, S OBP: 0.270, SLG: 0.396 (6, PH) (7, 9)										2	0	1	0	0	1	1

Inning Stats	R: 2	H: 1	E: 0	LOB: 1	K: 2	BB: 1	S: 14	R: 1	H: 2	E: 0	LOB: 2	K: 1	BB: 0	S: 18	R: 0	H: 0	E: 0	LOB: 0	K: 1	BB: 0	S: 12	R: 0	H: 0	E: 0	LOB: 0	K: 0	BB: 0	S: 6	R: 0	H: 1	E: 0	LOB: 2	K: 0	BB: 1	S: 8	R: 1	H: 2	E: 1	LOB: 2	K: 0	BB: 0	S: 13	R: 0	H: 1	E: 0	LOB: 1	K: 0	BB: 1	S: 8	R: 0	H: 1	E: 0	LOB: 3	K: 2	BB: 2	S: 15	R: 0	H: 0	E: 0	LOB: 0	K: 3	BB: 0	S: 9	1B: 7	2B: 0	3B: 0	HR: 1	SF: 0	SAC: 0	DP: 1	HBP: 2	WP: 0	PA: 42
--------------	------	------	------	--------	------	-------	-------	------	------	------	--------	------	-------	-------	------	------	------	--------	------	-------	-------	------	------	------	--------	------	-------	------	------	------	------	--------	------	-------	------	------	------	------	--------	------	-------	-------	------	------	------	--------	------	-------	------	------	------	------	--------	------	-------	-------	------	------	------	--------	------	-------	------	-------	-------	-------	-------	-------	--------	-------	--------	-------	--------

PITCHER	IP	WLS	BF	H	R	ER	SO	BB	IBB	HBP	BLK	WP	HR	S	P	ERA	WHIP	
37 Scott Downs, L ERA: 4.35	(1, 1)	5.2	W	27	5	4	3	4	2	0	0	0	0	1	67	100	4.76	1.235
Justin Speier, R ERA: 2.6	(6, 1)	0.2	H	4	1	0	0	0	1	0	0	0	0	8	14	0.00	3.000	
Scott Schoeneweis, L ERA: 3.44	(7, 1)	1.0	H	4	2	0	0	0	0	0	0	0	0	9	14	0.00	2.000	
54 Jason Frasor, R ERA: 3.33	(8, 1)	0.1	H	3	0	0	0	1	2	0	0	0	0	5	15	0.00	6.000	
Miguel Batista, R ERA: 4.03	(8, 1)	1.1	S	4	0	0	4	0	0	0	0	0	0	14	17	0.00	0.000	

**BOTTOM**

**Toronto Blue Jays @ New York Yankees**  
 Yankee Stadium, Bronx, NY  
 Sat Sep 24 2005, 1:05 PM EDT  
 Att: 53,911 - Sunny - 68 F

livebaseballscores.com

AB	35
R	4
H	8
RBI	4
BB	5
SO	9
LOB	15



Batter	1	2	3	4	5	6	7	8	9	AB R H RBI BB SO LOB	TOP											
8 Russ Adams, L (1, 6) OBP: 0.319, SLG: 0.382	0-1 G6-3			1-1 G4-3	1-0 G4-3			3-2 FC6-5 2B	0-1 G4-3	5 0 1 0 0 0 3	<b>Toronto Blue Jays @ New York Yankees</b> Yankee Stadium, Bronx, NY Sun Sep 25 2005, 1:05 PM EDT Att. 55,136 - Cloudy - 71 F											
Frank Catalanotto, L (1, 7) OBP: 0.357, SLG: 0.411 15 Alex Rios, R (7, 9) OBP: 0.303, SLG: 0.395	2-1 E3			1-0 G3		1-1 G4-3		0-1 FC6-5-4 2-3		3 0 0 0 0 0 0 1 0 0 0 0 0 1												
10 Vernon Wells, R (1, 8) OBP: 0.319, SLG: 0.467	0-0 G6-3			0-2 G5-3		2-0 F8		4-2 BB		3 0 0 0 1 0 0												
47 Corey Koskie, L (1, 5) OBP: 0.335, SLG: 0.405		2-3 K			1-1 HR 2B	1-0 S 1B		1-3 K		4 1 2 0 0 2 2												
Shea Hillenbrand, R (1, 3) OBP: 0.346, SLG: 0.456 John Ford Griffin, L (9, PH) OBP: 0.250, SLG: 0.500		1-2 G1-3			0-0 G6-3	3-3 K		0-3 K		3 0 0 0 0 1 2 1 0 0 0 0 1 0												
Eric Hinske, L (1, 10) OBP: 0.333, SLG: 0.413		2-0 G3			0-0 HR 2-H		1-0 G6-4-3 1B	0-1 9 BB 2 1B		4 2 3 2 0 0 0												
9 Gregg Zaun, S (1, 2) OBP: 0.357, SLG: 0.374			1-0 G1-3		4-1 3 1B 2 2B BB		2-2 SAFE SAFE 1-2f G6-4-3	4-2 2 1B BB		2 1 0 0 2 0 1												
3 Reed Johnson, R (1, 9) OBP: 0.331, SLG: 0.419 (7, 7)			1-3 K		0-0 2 CS 1B		1-1 G5-3	2-3 K		4 0 1 0 0 2 2												
2 Aaron Hill, R (1, 4) OBP: 0.334, SLG: 0.382			2-0 G6-3		1-1 1-2 3-H 2B		1-2 G6-3	2-1 1-2 2-H 1B		4 0 2 2 0 0 0												
<b>Inning Stats</b>	R: 0 E: 1 K: 0 S: 5	H: 0 LOB: 0 BB: 0 P: 7	R: 0 E: 0 K: 1 S: 7	H: 0 LOB: 0 BB: 0 P: 12	R: 0 E: 0 K: 1 S: 5	H: 0 LOB: 0 BB: 0 P: 9	R: 0 E: 0 K: 0 S: 6	H: 0 LOB: 0 BB: 0 P: 8	R: 3 E: 0 K: 0 S: 9	H: 4 LOB: 1 BB: 1 P: 16	R: 0 E: 0 K: 1 S: 7	H: 1 LOB: 1 BB: 0 P: 14	R: 0 E: 0 K: 0 S: 6	H: 1 LOB: 0 BB: 0 P: 10	R: 0 E: 0 K: 1 S: 14	H: 1 LOB: 2 BB: 1 P: 23	R: 1 E: 0 K: 2 S: 17	H: 2 LOB: 2 BB: 1 P: 25	1B: 5 2B: 3 3B: 0 HR: 1	SF: 0 SAC: 0 DP: 1 HBP: 0	WP: 0 PB: 0 SB: 1 CS: 1	PA: 37
<b>PITCHER</b>	IP WLS BF H R ER SO BB IBB HBP BLK WP HR S P ERA WHIP																					
40 Chien-Ming Wang, R (1, 1) ERA: 4.02	7.0 W 26 6 3 3 3 1 0 0 0 0 0 1 45 76 3.86 1.000																					
Tom Gordon, R (8, 1) ERA: 2.54	0.2 H 3 1 0 0 0 0 0 0 0 0 0 0 8 12 0.00 1.500																					
42 Mariano Rivera, R (8, 1) ERA: 1.41	1.1 S 8 2 1 1 3 2 0 0 0 0 0 0 23 36 6.75 3.000																					

livebaseballscorecards.com

<b>AB</b>	34
<b>R</b>	4
<b>H</b>	9
<b>RBI</b>	4
<b>BB</b>	3
<b>SO</b>	6
<b>LOB</b>	11



Batter	1	2	3	4	5	6	7	8	9
<b>2 Derek Jeter, R</b> OBP: 0.388, SLG: 0.445 (1, 6)	1-1 SF8 13 BB 1B		1-1 F9		0-1 1B		2-3 K	1-1 F9	
<b>13 Alex Rodriguez, R</b> OBP: 0.421, SLG: 0.607 (1, 5)	4-2 1-2 BB		2-2 G6-3		1-3 2-H K			3-1 25 BB HR 1B	
<b>25 Jason Giambi, L</b> OBP: 0.434, SLG: 0.531 (1, 3)	1-0 F8			0-1 G3-1		0-1 G6-3		4-1 HR BB	
<b>Mark Bellhorn, S</b> OBP: 0.325, SLG: 0.358 (8, PR)									
<b>Tino Martinez, L</b> OBP: 0.332, SLG: 0.447 (9, 3)	2-3							1-2 HR BB	
<b>Gary Sheffield, R</b> OBP: 0.380, SLG: 0.509 (1, 9)	1-0 SF8			2-1 F8		0-2 G6-3		2-1 HR	
<b>Matt Lawton, L</b> OBP: 0.357, SLG: 0.398 (9, 9)								1-H 2-H HR	
<b>55 Hideki Matsui, L</b> OBP: 0.361, SLG: 0.483 (1, 10)	1-1 F7			0-1 G4-3		0-2 G4-3		1-0 P6	
<b>20 Jorge Posada, S</b> OBP: 0.356, SLG: 0.439 (1, 2)		1-0 G3-1			0-1 P6		0-0 24 HR 1B	3-2 24 1B 1B 2B	
<b>24 Robinson Canó, L</b> OBP: 0.318, SLG: 0.462 (1, 4)		0-0 G3			1-1 1B		0-1 HR	2-1 1B	
<b>Bernie Williams, S</b> OBP: 0.324, SLG: 0.372 (1, 8)					1-0 2 1B 1B		0-1 F7	0-0 L9	
<b>Bubba Crosby, L</b> OBP: 0.315, SLG: 0.348 (1, 7)			3-3 K		2-2 2 1B 1B		1-0 F7	2-0 1-2 3-H 1B	

Inning Stats	R: 1 E: 0 K: 0 S: 8	H: 1 LOB: 1 BB: 1 P: 16	R: 0 E: 0 K: 0 S: 4	H: 0 LOB: 0 BB: 0 P: 5	R: 0 E: 0 K: 1 S: 8	H: 0 LOB: 0 BB: 0 P: 14	R: 0 E: 0 K: 0 S: 6	H: 0 LOB: 0 BB: 0 P: 8	R: 1 E: 0 K: 1 S: 16	H: 4 LOB: 2 BB: 0 P: 21	R: 0 E: 0 K: 0 S: 9	H: 0 LOB: 0 BB: 0 P: 9	R: 2 E: 0 K: 1 S: 11	H: 2 LOB: 0 BB: 0 P: 14	R: 4 E: 0 K: 0 S: 16	H: 5 LOB: 2 BB: 1 P: 34
--------------	------------------------------	----------------------------------	------------------------------	---------------------------------	------------------------------	----------------------------------	------------------------------	---------------------------------	-------------------------------	----------------------------------	------------------------------	---------------------------------	-------------------------------	----------------------------------	-------------------------------	----------------------------------

PITCHER	IP	WLS	BF	H	R	ER	SO	BB	IBB	HBP	BLK	WP	HR	S	P	ERA	WHIP
<b>Josh Towers, R</b> ERA: 3.83 (1, 1)	7.0	L	28	7	4	4	3	1	0	0	0	0	1	62	87	5.14	1.143
<b>Vinnie Chulk, R</b> ERA: 3.84 (8, 1)	0.0		3	2	4	4	0	1	0	0	0	0	1	5	14	∞	∞
<b>22 Brandon League, R</b> ERA: 6.42 (8, 1)	1.0		6	3	0	0	0	0	0	0	0	0	0	11	20	0.00	3.000

**BOTTOM**


**Toronto Blue Jays @ New York Yankees**  
Yankee Stadium, Bronx, NY

Sun Sep 25 2005, 1:05 PM EDT  
Att: 55,136 - Cloudy - 71 F

AB	R	H	RBI	BB	SO	LOB
5	1	2	1	0	1	2
3	1	1	0	1	1	2
3	0	0	0	1	0	2
0	1	0	0	0	0	0
0	0	0	0	0	0	0
3	1	1	4	0	0	0
0	0	0	0	0	0	0
4	0	0	0	0	0	2
4	2	2	0	0	0	0
4	1	3	2	0	0	0
4	1	1	0	0	0	2
4	0	2	1	0	1	0

AB	34
R	8
H	12
RBI	8
BB	2
SO	3
LOB	10

WP: 0 PA: 37  
PB: 0 SB: 0  
CS: 0



WP	HR	S	P	ERA	WHIP
0	0	0	0	0	0

Batter	1	2	3	4	5	6	7	8	9	AB R H RBI BB SO LOB	TOP											
Frank Catalanotto, L (1, 10) OBP: 0.356, SLG: 0.408	0-3 K		4-2 FC4-6 BB		2-1 G3			2-3 K		3 0 0 0 1 2 2												
15 Alex Rios, R (1, 9) OBP: 0.305, SLG: 0.396	1-2 G6-3		0-2 FC4-6			1-0 G6-4-3 1B		0-2 SAFE 1B		4 0 2 0 0 0 1												
10 Vernon Wells, R (1, 8) OBP: 0.319, SLG: 0.465	2-2 HBP			0-0 G5-3		2-0 G6-4-3		1-2 P3		3 0 0 0 0 0 3												
Shea Hillenbrand, R (1, 5) OBP: 0.344, SLG: 0.453	0-3 K			0-1 G5-3		3-3 K		1-3 SAFE K		4 0 0 0 0 3 3												
Eric Hinske, L (1, 3) OBP: 0.331, SLG: 0.410		0-1 F7		1-0 P4			1-1 F9		0-1 G3-1	4 0 0 0 0 0 0												
Frank Menechino, R (1, 4) OBP: 0.360, SLG: 0.355		2-2 G5-3			1-1 E7 PB 1B		2-3 K		1-3 K	3 1 1 0 0 1 0 1 0 0 0 0 1 0												
8 Russ Adams, L (9, PH) OBP: 0.318, SLG: 0.381																						
2 Aaron Hill, R (1, 6) OBP: 0.332, SLG: 0.379		2-3 K			0-1 F9		0-2 E6		1-0 DI 1B	3 0 0 0 0 1 1 1 0 1 0 0 0 0												
47 Corey Koskie, L (9, PH) OBP: 0.337, SLG: 0.407					2-3 F9																	
Gabe Gross, L (1, 7) OBP: 0.314, SLG: 0.354			2-1 P2		3-1 F7		2-2 P3		1-1 G4-3	4 0 0 0 0 0 2												
Guillermo Quiroz, R (1, 2) OBP: 0.214, SLG: 0.231			1-3 K		3-H 3-2 1B																	
9 Gregg Zaun, S (8, PH) OBP: 0.358, SLG: 0.374 (8, 2)								4-2 15 1B BB		2 0 1 0 0 1 0 0 0 0 0 1 0 0												
<b>Inning Stats</b>	R: 0 E: 0 K: 2 S: 15	H: 0 LOB: 1 BB: 0 P: 18	R: 0 E: 0 K: 1 S: 9	H: 0 LOB: 0 BB: 0 P: 13	R: 0 E: 0 K: 1 S: 12	H: 0 LOB: 1 BB: 1 P: 19	R: 0 E: 0 K: 0 S: 4	H: 0 LOB: 0 BB: 0 P: 5	R: 1 E: 1 K: 0 S: 14	H: 2 LOB: 1 BB: 0 P: 23	R: 0 E: 0 K: 1 S: 7	H: 1 LOB: 0 BB: 0 P: 13	R: 0 E: 1 K: 1 S: 13	H: 0 LOB: 1 BB: 0 P: 18	R: 0 E: 0 K: 2 S: 17	H: 1 LOB: 2 BB: 1 P: 25	R: 0 E: 0 K: 1 S: 8	H: 1 LOB: 1 BB: 0 P: 11	1B: 5 2B: 0 3B: 0 HR: 0	SF: 0 SAC: 0 DP: 1 HBP: 1	WP: 0 PB: 1 SB: 0 CS: 0	PA: 35
<b>PITCHER</b>	IP WLS BF H R ER SO BB IBB HBP BLK WP HR S P ERA WHIP																					
49 Tim Wakefield, R (1, 1) ERA: 3.96	7.0 W 26 3 1 0 6 1 0 1 0 0 0 74 109 0.00 0.571																					
58 Jonathan Papelbon, R (8, 1) ERA: 2.93	1.0 H 5 1 0 0 2 1 0 0 0 0 0 17 25 0.00 2.000																					
50 Mike Timlin, R (9, 1) ERA: 2.29	1.0 S 4 1 0 0 1 0 0 0 0 0 0 8 11 0.00 1.000																					

Toronto Blue Jays @ Boston Red Sox  
 Fenway Park, Boston, MA  
 Tue Sep 27 2005, 1:05 PM EDT  
 Att. 35,700 - Partly Cloudy - 68 F

livebaseballscorecards.com

AB	32
R	1
H	5
RBI	0
BB	2
SO	9
LOB	12





Batter	1	2	3	4	5	6	7	8	9
18 Johnny Damon, L OBP: 0.362, SLG: 0.440 (1, 8)	2-2 2B 34 G4-3 1B	1-1 G4-3			0-0 F9		1-1 F8		
Edgar Renteria, R OBP: 0.333, SLG: 0.380 (1, 6)	1-2 34 G4-3 1B 2B		0-1 G1-3		0-1 34 2B		1-1 G5-3		
34 David Ortiz, L OBP: 0.394, SLG: 0.606 (1, 10)	3-1 G4-3		3-3 K		0-0 G3 2B		2-3 K		
Manny Ramirez, R OBP: 0.382, SLG: 0.579 (1, 7)	2-3 3-H 3-2 1B		1-0 HBP		4-0 G3 IBB		0-1 F9		
Trot Nixon, L OBP: 0.366, SLG: 0.464 (1, 9)	3-H 1-3 K		0-0 P6		1-0 G3		2-0 G6-3		
Bill Mueller, S OBP: 0.373, SLG: 0.433 (1, 5)	0-1 G4-3			0-0 G4-3	1-1 G3-1		2-1 G6-3		
John Olerud, L OBP: 0.350, SLG: 0.470 (1, 3)		3-3 K		4-2 BB		1-2 G6-3			
Doug Mirabelli, R OBP: 0.313, SLG: 0.397 (1, 2)		1-3 K		1-3 K		3-2 F8			
13 Alex Cora, L OBP: 0.277, SLG: 0.335 (1, 4)		2-1 2B		3-2 G3		2-2 G1-3			

Inning Stats	R: 2	H: 3	E: 0	K: 1	S: 17	H: 3	LOB: 1	BB: 0	P: 27	R: 0	H: 1	E: 0	K: 2	S: 11	H: 1	LOB: 1	BB: 0	P: 18	R: 0	H: 0	E: 0	K: 1	S: 6	H: 0	LOB: 1	BB: 0	P: 10	R: 0	H: 0	E: 0	K: 1	S: 12	H: 2	LOB: 2	BB: 1	P: 13	R: 0	H: 0	E: 0	K: 0	S: 11	H: 0	LOB: 0	BB: 0	P: 17	R: 0	H: 0	E: 0	K: 1	S: 7	H: 0	LOB: 0	BB: 0	P: 11	R: 0	H: 0	E: 0	K: 0	S: 5	H: 0	LOB: 0	BB: 0	P: 9
--------------	------	------	------	------	-------	------	--------	-------	-------	------	------	------	------	-------	------	--------	-------	-------	------	------	------	------	------	------	--------	-------	-------	------	------	------	------	-------	------	--------	-------	-------	------	------	------	------	-------	------	--------	-------	-------	------	------	------	------	------	------	--------	-------	-------	------	------	------	------	------	------	--------	-------	------


PITCHER	IP	WLS	BF	H	R	ER	SO	BB	IBB	HBP	BLK	WP	HR	S	P	ERA	WHIP
Dave Bush, R ERA: 4.45 (1, 1)	6.0	L	27	6	3	3	5	1	1	1	0	0	0	64	105	4.50	1.167
40 Dustin McGowan, R ERA: 6.55 (7, 1)	2.0		6	0	0	0	1	0	0	0	0	0	0	12	20	0.00	0.000

**BOTTOM**

**Toronto Blue Jays @ Boston Red Sox**  
Fenway Park, Boston, MA  
Tue Sep 27 2005, 1:05 PM EDT  
Att. 35,700 - Partly Cloudy - 68 F

AB	R	H	RBI	BB	SO	LOB
4	1	1	0	0	0	1
4	2	2	0	0	0	0
4	0	1	2	0	2	1
2	0	1	1	1	0	0
4	0	0	0	0	1	4
4	0	0	0	0	0	3
2	0	0	0	1	1	0
3	0	0	0	0	2	1
3	0	1	0	0	0	1

AB 30  
R 3  
H 6  
RBI 3  
BB 2  
SO 6  
LOB 11



WP	HR	S	P	ERA	WHIP
0	0	0	33	0	0

1B	2B	3B	HR	SF	SAC	DP	HBP
2	4	0	0	0	0	0	1

WP	HR	S	P	ERA	WHIP
0	0	0	33	0	0

Batter 1 2 3 4 5 6 7 8 9 AB R H RBI BB SO LOB TOP

<p><b>8 Russ Adams, L</b> (1, 6) OBP: 0.319, SLG: 0.381</p>			<p><b>L4</b> (2)</p>			<p><b>P5</b> (1)</p>	<p><b>SF9</b> (2)</p>	<p><b>F7</b> (3)</p>	5 1 2 1 0 0 3	
<p><b>Frank Catalanotto, L</b> (1, 7) <b>15 Alex Rios, R</b> (8, 9) OBP: 0.361, SLG: 0.416 OBP: 0.305, SLG: 0.396</p>						<p><b>10 1B</b> (1)</p>	<p><b>10 BB</b> (2)</p>		5 0 4 1 0 0 1 0 0 0 0 0 0 0	
<p><b>10 Vernon Wells, R</b> (1, 8) OBP: 0.320, SLG: 0.464</p>			<p><b>F8</b> (3)</p>			<p><b>SF8</b> (1)</p>			3 0 1 2 1 1 2	
<p><b>47 Corey Koskie, L</b> (1, 5) OBP: 0.340, SLG: 0.407</p>				<p><b>9 HR</b> (2)</p>		<p><b>K</b> (2)</p>			3 1 1 0 2 1 4	
<p><b>Shea Hillenbrand, R</b> (1, 3) OBP: 0.343, SLG: 0.449</p>				<p><b>K</b> (1)</p>		<p><b>K</b> (3)</p>			4 1 0 0 1 4 7	
<p><b>Eric Hinske, L</b> (1, 10) OBP: 0.329, SLG: 0.410</p>			<p><b>K</b> (2)</p>			<p><b>F8</b> (1)</p>	<p><b>G4-3</b> (3)</p>		5 0 1 0 0 1 4	
<p><b>9 Gregg Zaun, S</b> (1, 2) OBP: 0.359, SLG: 0.380</p>				<p><b>1-H HR</b> (2)</p>		<p><b>G6-3</b> (2)</p>			4 2 1 2 1 0 2	
<p><b>3 Reed Johnson, R</b> (1, 9) OBP: 0.332, SLG: 0.417 (8, 7)</p>				<p><b>G4-3</b> (3)</p>					4 0 1 0 0 2 0	
<p><b>2 Aaron Hill, R</b> (1, 4) OBP: 0.333, SLG: 0.382</p>					<p><b>8 1B</b> (1)</p>		<p><b>10 1B</b> (2)</p>	<p><b>SH2-4</b> (1)</p>	<p><b>SF9</b> (2)</p>	3 2 2 1 0 0 0

<b>Inning Stats</b>	R: 0 E: 0 K: 2 S: 11	H: 1 LOB: 2 BB: 1 P: 20	R: 0 E: 0 K: 1 S: 10	H: 0 LOB: 0 BB: 0 P: 12	R: 0 E: 0 K: 0 S: 10	H: 1 LOB: 1 BB: 0 P: 16	R: 2 E: 0 K: 2 S: 14	H: 2 LOB: 0 BB: 0 P: 18	R: 2 E: 0 K: 2 S: 13	H: 3 LOB: 1 BB: 0 P: 18	R: 0 E: 0 K: 1 S: 11	H: 0 LOB: 0 BB: 0 P: 15	R: 1 E: 0 K: 1 S: 15	H: 3 LOB: 3 BB: 1 P: 28	R: 1 E: 0 K: 0 S: 13	H: 2 LOB: 3 BB: 2 P: 28	R: 1 E: 0 K: 0 S: 14	H: 1 LOB: 2 BB: 1 P: 26	1B: 10 2B: 2 3B: 0 HR: 1	SF: 3 SAC: 1 DP: 0 HBP: 1	WP: 0 PB: 1 SB: 2 CS: 0	PA: 46
---------------------	-------------------------------	----------------------------------	-------------------------------	----------------------------------	-------------------------------	----------------------------------	-------------------------------	----------------------------------	-------------------------------	----------------------------------	-------------------------------	----------------------------------	-------------------------------	----------------------------------	-------------------------------	----------------------------------	-------------------------------	----------------------------------	-----------------------------------	------------------------------------	----------------------------------	--------

<b>PITCHER</b>	IP	WLS	BF	H	R	ER	SO	BB	IBB	HBP	BLK	WP	HR	S	P	ERA	WHIP		
<b>38 Curt Schilling, R</b> (1, 1) ERA: 5.98	6.1		30	10	5	5	8	1	0	0	0	0	1	78	115	7.11	1.737		
<b>Mike Myers, L</b> (7, 1) ERA: 3.44	0.0		1	0	0	0	0	1	0	0	0	0	0	1	5	∞	∞		
<b>Chad Bradford, R</b> (7, 1) ERA: 3.97	1.0	L	5	1	1	1	1	1	0	0	0	0	0	10	18	9.00	2.000		
<b>56 Craig Hansen, R</b> (8, 1) ERA: 7.71	0.2		4	1	0	0	0	1	0	0	0	0	0	8	17	0.00	3.000		
<b>Chad Harville, R</b> (9, 1) ERA: 4.76	0.1		4	1	1	1	0	1	0	1	0	0	0	5	12	27.00	6.000		
<b>PITCHER</b>	IP	WLS	BF	H	R	ER	SO	BB	IBB	HBP	BLK	WP	HR	S	P	ERA	WHIP		
<b>Geremi Gonzalez, R</b> (9, 1) ERA: 6.05	0.2		2	0	0	0	0	0	0	0	0	0	0	9	14	0.00	0.000		

Toronto Blue Jays @ Boston Red Sox  
Fenway Park, Boston, MA  
Tue Sep 27 2005, 7:05 PM EDT  
Att. 35,476 - Clear - 66 F

livebaseballscorecards.com

<b>AB</b>	36
<b>R</b>	7
<b>H</b>	13
<b>RBI</b>	7
<b>BB</b>	5
<b>SO</b>	9
<b>LOB</b>	23



Batter	1	2	3	4	5	6	7	8	9	AB R H RBI BB SO LOB
18 Johnny Damon, L (1, 8) OBP: 0.364, SLG: 0.443	1-2 P4		0-1 2B	0-0 1B		0-1 FC4-6 1B			1-3 K	5 1 3 1 0 1 0
Edgar Renteria, R (1, 6) OBP: 0.335, SLG: 0.384	0-0 34 FC3-5 1B		1-2 34 1B 2B	2-1 BB 1B		0-2 FC4-6 1-2f			3-2 G5-3	5 1 3 3 0 0 1
34 David Ortiz, L (1, 10) OBP: 0.392, SLG: 0.602	1-2 FC3-5 1-2f		0-1 F9 1B	2-0 F9		0-3 K			1-2 G3	5 0 1 1 0 1 4
Manny Ramirez, R (1, 7) OBP: 0.383, SLG: 0.577	3-1 F9		2-2 F9 1B	4-1 BB						3 0 1 0 1 0 1
Jason Varitek, S (1, 2) OBP: 0.368, SLG: 0.490		1-0 G6-3	1-0 F9 1B	1-2 P5						4 0 0 0 0 1 5
Kevin Millar, R (1, 3) OBP: 0.355, SLG: 0.400		0-1 G4-3	1-1 F9		2-2 G6-4-3 1B					4 0 1 0 0 0 2
Bill Mueller, S (1, 5) OBP: 0.372, SLG: 0.431		0-0 G3		2-1 2B 18 1B 1B	2-2 G6-4-3 1-2f					4 1 1 0 0 1 1
Trot Nixon, L (1, 9) OBP: 0.367, SLG: 0.465			0-1 G3	0-0 18 1B 1B	2-0 G4-3					3 1 1 0 1 0 0
Tony Graffanino, R (1, 4) OBP: 0.365, SLG: 0.418			0-1 18 2B 2B 1B	0-1 F8		1-1 F8				4 1 1 0 0 0 3


Inning Stats	R: 0	H: 1	E: 0	K: 0	S: 12	LOB: 1	BB: 0	P: 17	R: 0	H: 0	E: 0	K: 0	S: 4	LOB: 0	BB: 0	P: 5	R: 3	H: 5	E: 0	K: 0	S: 18	LOB: 2	BB: 0	P: 23	R: 2	H: 4	E: 0	K: 0	S: 13	LOB: 3	BB: 1	P: 24	R: 0	H: 1	E: 0	K: 0	S: 7	LOB: 0	BB: 0	P: 13	R: 0	H: 1	E: 0	K: 1	S: 11	LOB: 1	BB: 0	P: 12	R: 0	H: 0	E: 0	K: 1	S: 8	LOB: 0	BB: 0	P: 14	R: 0	H: 0	E: 0	K: 1	S: 7	LOB: 0	BB: 1	P: 15	R: 0	H: 0	E: 0	K: 1	S: 10	LOB: 0	BB: 0	P: 15	1B: 9	SF: 0	2B: 3	SAC: 0	3B: 0	DP: 2	HR: 0	HBP: 0	WP: 0	PA: 39
--------------	------	------	------	------	-------	--------	-------	-------	------	------	------	------	------	--------	-------	------	------	------	------	------	-------	--------	-------	-------	------	------	------	------	-------	--------	-------	-------	------	------	------	------	------	--------	-------	-------	------	------	------	------	-------	--------	-------	-------	------	------	------	------	------	--------	-------	-------	------	------	------	------	------	--------	-------	-------	------	------	------	------	-------	--------	-------	-------	-------	-------	-------	--------	-------	-------	-------	--------	-------	--------

PITCHER	IP	WLS	BF	H	R	ER	SO	BB	IBB	HBP	BLK	WP	HR	S	P	ERA	WHIP
39 Gustavo Chacin, L (1, 1) ERA: 3.82	3.2		21	10	5	5	0	0	0	0	0	0	0	43	60	12.27	2.727
28 Shaun Marcum, R (4, 1) ERA: 3.27	2.0		8	2	0	0	0	1	0	0	0	0	0	19	31	0.00	1.500
54 Jason Frasor, R (6, 1) ERA: 3.27	1.1	W	4	0	0	0	2	0	0	0	0	0	0	11	17	0.00	0.000
Justin Speier, R (8, 1) ERA: 2.57	1.0	H	3	0	0	0	1	1	0	0	0	0	0	7	15	0.00	1.000
Scott Schoeneweis, L (9, 1) ERA: 3.42	0.1	H	1	0	0	0	1	0	0	0	0	0	0	3	4	0.00	0.000

**Toronto Blue Jays @ Boston Red Sox**  
 Fenway Park, Boston, MA  
 Tue Sep 27 2005, 7:05 PM EDT  
 Att. 35,476 - Clear - 66 F

livebaseballscorecards.com

AB	37
R	5
H	12
RBI	5
BB	2
SO	4
LOB	17



Batter	1	2	3	4	5	6	7	8	9	AB R H RBI BB SO LOB	TOP											
8 Russ Adams, L (1, 6) OBP: 0.319, SLG: 0.379	3-2 G4-3	1-1 G1-3		4-2 2B BB	1-2 G4-3			4-2 G3-1 BB		3 0 0 0 2 0 2												
Frank Catalanotto, L (1, 10) OBP: 0.363, SLG: 0.433	1-1 10 HR 3B		3-2 HR	1-0 2B		1-0 G4-3		1-2 G3-1		5 2 3 3 0 0 1												
10 Vernon Wells, R (1, 8) OBP: 0.320, SLG: 0.469	0-1 HR		0-2 HR 1B	K		3-2 G1-3		2-2 F9		5 2 2 2 0 1 3												
47 Corey Koskie, L (1, 5) OBP: 0.338, SLG: 0.402	1-2 K		0-3 K		4-1 BB	0-1 G6-3			0-0 G4-3	4 0 0 0 1 2 1												
Eric Hinske, L (1, 3) OBP: 0.330, SLG: 0.416	0-0 1B		0-2 1-H HR	K		2-2 G3		1-2 L7		5 1 2 2 0 1 3												
9 Gregg Zaun, S (1, 2) OBP: 0.357, SLG: 0.377	0-0 P6		3-2 G3	1-1 F9		4-2 3 WP G5-3 BB		3-2 G1-3		4 0 0 0 1 0 4												
3 Reed Johnson, R (1, 9) OBP: 0.329, SLG: 0.413			0-2 F7	1-2 F7		1-2 F8		2-2 G5-3		4 0 0 0 0 0 1												
Gabe Gross, L (1, 7) OBP: 0.311, SLG: 0.341			3-1 P2		4-2 8 BB 2B BB	0-1 G3		1-2 F8		3 1 0 0 1 0 1												
2 Aaron Hill, R (1, 4) OBP: 0.338, SLG: 0.382			4-1 BB		1-0 8 BB 2B 1B	4-2 BB		1-2 G6-3		2 1 1 0 2 0 0												
<b>Inning Stats</b>	R: 2 E: 0 K: 1 S: 15	H: 3 LOB: 1 BB: 0 P: 20	R: 0 E: 0 K: 0 S: 8	H: 0 LOB: 1 BB: 1 P: 16	R: 3 E: 0 K: 1 S: 21	H: 3 LOB: 0 BB: 0 P: 28	R: 2 E: 0 K: 2 S: 17	H: 2 LOB: 3 BB: 3 P: 34	R: 0 E: 0 K: 0 S: 11	H: 0 LOB: 1 BB: 1 P: 17	R: 0 E: 0 K: 0 S: 7	H: 0 LOB: 0 BB: 0 P: 11	R: 0 E: 0 K: 0 S: 13	H: 0 LOB: 1 BB: 1 P: 22	R: 0 E: 0 K: 0 S: 11	H: 0 LOB: 1 BB: 1 P: 19	R: 0 E: 0 K: 0 S: 9	H: 0 LOB: 0 BB: 0 P: 13	1B: 3 2B: 1 3B: 1 HR: 3	SF: 0 SAC: 0 DP: 0 HBP: 0	WP: 1 PB: 0 SB: 0 CS: 0	PA: 42
<b>PITCHER</b>	IP WLS BF H R ER SO BB IBB HBP BLK WP HR S P ERA WHIP																					
Bronson Arroyo, R (1, 1) ERA: 4.54	3.0 L 19 7 7 7 2 3 0 0 0 0 0 3 50 79 21.00 3.333																					
Lenny DiNardo, L (4, 1) ERA: 1.98	4.0 16 1 0 0 2 3 0 0 0 1 0 42 69 0.00 1.000																					
17 Manny Delcarmen, R (8, 1) ERA: 3.12	1.0 4 0 0 0 0 1 0 0 0 0 0 11 19 0.00 1.000																					
Mike Myers, L (9, 1) ERA: 3.34	1.0 3 0 0 0 0 0 0 0 0 0 0 9 13 0.00 0.000																					

Toronto Blue Jays @ Boston Red Sox  
Fenway Park, Boston, MA  
Wed Sep 28 2005, 7:05 PM EDT  
Att. 35,313 - Clear - 68 F

livebaseballscorecards.com

AB 35  
R 7  
H 8  
RBI 7  
BB 7  
SO 4  
LOB 16



Batter	1	2	3	4	5	6	7	8	9	AB R H RBI BB SO LOB
18 Johnny Damon, L OBP: 0.363, SLG: 0.441 (1, 8)	1-1 G1-3		3-2 BB BB 1B		0-1 F7		1-0 G3		3-2 G3	5 0 1 0 0 0 0
Edgar Renteria, R OBP: 0.338, SLG: 0.392 (1, 6)	0-0 HR		4-1 BB 1-2 BB		1-1 34 1B		4-2 34 FC2-5 BB		0-3 K	3 2 2 1 2 1 0
34 David Ortiz, L OBP: 0.392, SLG: 0.600 (1, 10)	3-3 K		0-0 F8		1-2 BB 2-H 1B		0-0 FC2-5 1-2f		2-1 1B	5 0 2 1 0 1 3
Manny Ramirez, R OBP: 0.382, SLG: 0.573 (1, 7)	0-0 F9		2-3 K		4-0 1-2 BB		1-0 P4		1-2 P3	4 0 0 0 1 1 4
Jason Varitek, S OBP: 0.367, SLG: 0.487 (1, 2)		2-3 K	4-2 1-2 2-3 BB		0-2 F9		2-0 F7			3 0 0 0 1 1 2
Kevin Millar, R OBP: 0.355, SLG: 0.402 (1, 3)		0-0 FC3-6 2B	0-0 F9		2-2 F9		4-2 G3 1B BB			3 0 1 0 0 0 5
John Olerud, L OBP: 0.354, SLG: 0.470 (8, PH) (9, 3)										0 0 0 0 1 0 0
Bill Mueller, S OBP: 0.373, SLG: 0.431 (1, 5)		4-0 FC3-6 BB		0-0 F9		2-2 G5-3		1-2 G3 1-2 1B		3 0 1 0 1 0 0
Trot Nixon, L OBP: 0.364, SLG: 0.461 (1, 9)		1-0 FC3-6 1-2f 2-3		2-2 G3		0-0 F8		0-2 G3 1-2 2-3		4 0 0 0 0 0 4
Tony Graffanino, R OBP: 0.364, SLG: 0.416 (1, 4)		3-2 P3		1-0 P4		0-0 1B		0-1 P3		4 0 1 0 0 0 4

Inning Stats	R: 1	H: 1	E: 0	K: 1	S: 7	LOB: 0	BB: 0	P: 11	R: 0	H: 1	E: 0	K: 1	S: 10	LOB: 2	BB: 1	P: 20	R: 0	H: 1	E: 0	K: 1	S: 15	LOB: 3	BB: 2	P: 28	R: 0	H: 0	E: 0	K: 0	S: 5	LOB: 0	BB: 0	P: 8	R: 1	H: 2	E: 0	K: 0	S: 15	LOB: 2	BB: 1	P: 23	R: 0	H: 1	E: 0	K: 0	S: 6	LOB: 1	BB: 1	P: 12	R: 0	H: 1	E: 0	K: 0	S: 12	LOB: 2	BB: 1	P: 19	R: 0	H: 1	E: 0	K: 1	S: 13	LOB: 1	BB: 0	P: 19	1B: 5	SF: 0	2B: 2	SAC: 0	3B: 0	DP: 0	HR: 1	HBP: 0	WP: 0	PA: 40
--------------	------	------	------	------	------	--------	-------	-------	------	------	------	------	-------	--------	-------	-------	------	------	------	------	-------	--------	-------	-------	------	------	------	------	------	--------	-------	------	------	------	------	------	-------	--------	-------	-------	------	------	------	------	------	--------	-------	-------	------	------	------	------	-------	--------	-------	-------	------	------	------	------	-------	--------	-------	-------	-------	-------	-------	--------	-------	-------	-------	--------	-------	--------

PITCHER	IP	WLS	BF	H	R	ER	SO	BB	IBB	HBP	BLK	WP	HR	S	P	ERA	WHIP
Ted Lilly, L ERA: 5.56 (1, 1)	6.2	W	30	6	2	2	3	5	0	0	0	0	1	62	107	2.70	1.650
Vinnie Chulk, R ERA: 3.8 (7, 1)	0.2		4	1	0	0	0	1	0	0	0	0	0	8	16	0.00	3.000
Scott Schoeneweis, L ERA: 3.32 (8, 1)	1.2		6	1	0	0	1	0	0	0	0	0	0	18	24	0.00	0.600

BOTTOM

Toronto Blue Jays @ Boston Red Sox  
Fenway Park, Boston, MA  
Wed Sep 28 2005, 7:05 PM EDT  
Att. 35,313 - Clear - 68 F

livebaseballscorecards.com

AB	34
R	2
H	8
RBI	2
BB	6
SO	4
LOB	22



Batter	1	2	3	4	5	6	7	8	9	AB R H RBI BB SO LOB	TOP																
8 Russ Adams, L (1, 6) OBP: 0.318, SLG: 0.377	1-1 F8		0-0 G3		2-1 HR 1B	0-1 FC1-6 G5-3		0-1 L6		5 1 1 0 0 0 2																	
Frank Catalanotto, L (1, 10) OBP: 0.364, SLG: 0.442	2-3 K		1-0 47 FC3-6 2B		2-2 HR 1-H	3-2 G5-3		1-0 G6-3		5 1 2 3 0 1 1																	
10 Vernon Wells, R (1, 8) OBP: 0.321, SLG: 0.466	2-2 G1-3		1-0 47 FC3-6 HBP		1-0 F7	4-0 IBB			0-2 G6-3	3 0 0 0 1 0 0																	
47 Corey Koskie, L (1, 5) OBP: 0.337, SLG: 0.397		1-3 K	3-2 FC3-6		4-2 2B 15 FC1-2 BB	1-0 F8			3-2 G5-3	4 0 0 0 1 1 4																	
Eric Hinske, L (1, 3) OBP: 0.333, SLG: 0.425		1-1 2B	0-1 F9		1-1 15 FC1-2 2B				1-2 2B	5 1 3 0 0 0 2																	
9 Gregg Zaun, S (1, 2) OBP: 0.355, SLG: 0.373		1-1 F8		2-2 G3	4-0 15 FC1-2 IBB		0-1 G4-3		0-1 P5	4 0 0 0 1 0 1																	
15 Alex Rios, R (1, 9) OBP: 0.306, SLG: 0.399		0-0 1B		3-2 F8	0-1 FC1-2		0-1 2B			4 0 2 0 0 0 3																	
Gabe Gross, L (1, 7) OBP: 0.309, SLG: 0.329		0-0 F8		4-1 BB	3-2 G3		1-3 K			3 0 0 0 1 1 5																	
2 Aaron Hill, R (1, 4) OBP: 0.339, SLG: 0.386			0-1 G3 2B		0-1 G5-3		0-1 FC1-6 1B		1-1 G6-3	4 1 2 0 0 0 1																	
<b>Inning Stats</b>	R: 0 E: 0 K: 1 S: 8	H: 0 LOB: 0 BB: 0 P: 13	R: 1 E: 0 K: 1 S: 9	H: 2 LOB: 1 BB: 0 P: 12	R: 1 E: 0 K: 0 S: 9	H: 2 LOB: 2 BB: 0 P: 14	R: 0 E: 0 K: 0 S: 12	H: 0 LOB: 1 BB: 1 P: 21	R: 2 E: 0 K: 0 S: 17	H: 3 LOB: 3 BB: 2 P: 34	R: 0 E: 0 K: 0 S: 8	H: 1 LOB: 2 BB: 1 P: 16	R: 0 E: 0 K: 1 S: 11	H: 1 LOB: 1 BB: 0 P: 15	R: 0 E: 0 K: 0 S: 5	H: 0 LOB: 0 BB: 0 P: 7	R: 0 E: 0 K: 0 S: 11	H: 1 LOB: 1 BB: 0 P: 15	1B: 3 2B: 6 3B: 0 HR: 1	SF: 0 SAC: 0 DP: 0 HBP: 1	WP: 0 PB: 0 SB: 1 CS: 0	PA: 42					
<b>PITCHER</b>	IP WLS BF H R ER SO BB IBB HBP BLK WP HR S P ERA WHIP																										
30 Matt Clement, R (1, 1) ERA: 4.57	5.0		27	8	4	4	2	2	1	1	0	0	1	57	96	7.20	2.000										
Mike Myers, L (6, 1) ERA: 3.22	1.1		5	0	0	0	0	0	1	0	0	0	0	10	21	0.00	0.000										
58 Jonathan Papelbon, R (7, 1) ERA: 2.7	2.2	W	10	2	0	0	1	0	0	0	0	0	0	23	30	0.00	0.750										

Toronto Blue Jays @ Boston Red Sox  
Fenway Park, Boston, MA  
Thu Sep 29 2005, 7:05 PM EDT  
Att: 35,345 - Clear - 60 F

livebaseballscorecards.com

AB	37
R	4
H	10
RBI	3
BB	4
SO	3
LOB	19



Batter	1	2	3	4	5	6	7	8	9	AB R H RBI BB SO LOB
18 Johnny Damon, L (1, 8) OBP: 0.364, SLG: 0.442	2-2 G5-4-3 1B		3-2 FC6-4 1B		1 SAFE 2-2 F9		0-3 K		1-0 34 1B	5 1 3 0 0 1 2
Edgar Renteria, R (1, 6) OBP: 0.337, SLG: 0.389	1 SAFE 0-1 G5-4-3 1-2f		0-0 FC6-4 1-2f 3-H		3-2 F7		2-2 G3		4-0 34 1B BB	4 0 0 1 1 0 4
34 David Ortiz, L (1, 10) OBP: 0.394, SLG: 0.605	3-3 K		1-3 K			0-0 HR 1B		2-0 HR	3-2 1-2 2-H 1B	5 2 3 2 0 2 1
Manny Ramirez, R (1, 7) OBP: 0.384, SLG: 0.579		2-1 L5		1-0 FC1-4 1B		0-1 HR		4-2 1B BB		3 1 2 2 1 0 0
Jason Varitek, S (1, 2) OBP: 0.366, SLG: 0.485		1-2 G6-3		2-2 FC1-4 WP 1-2f		1-2 F7		0-0 1B		4 0 1 0 0 0 1
Kevin Millar, R (1, 3) OBP: 0.357, SLG: 0.401		4-1 BB		1-3 K		4-2 G4-6-3 BB		1-2 F8		1 0 0 0 2 1 1
Alejandro Machado, S (6, PR) OBP: 0.400, SLG: 0.500										0 0 0 0 0 0 0
John Olerud, L (7, 3) OBP: 0.352, SLG: 0.467										1 0 0 0 0 0 2
Bill Mueller, S (1, 5) OBP: 0.371, SLG: 0.427	1-0 G5-3		2-2 P5		1 SAFE 2-2 G4-6-3		0-3 K			4 0 0 0 0 1 5
Trot Nixon, L (1, 9) OBP: 0.361, SLG: 0.456			1-2 F9		3-2 G4-3		1-2 G1-3		0-0 F8	4 0 0 0 0 0 2
Tony Graffanino, R (1, 4) OBP: 0.365, SLG: 0.418			1-1 18 1B FC6-4 2B		4-0 BB		1-1 E6		0-0 P5	3 1 1 0 1 0 0

Inning Stats	R: 0	H: 1	E: 0	K: 1	S: 9	LOB: 0	BB: 0	P: 14	R: 0	H: 0	E: 0	K: 0	S: 7	LOB: 1	BB: 1	P: 15	R: 1	H: 2	E: 0	K: 1	S: 17	LOB: 1	BB: 0	P: 23	R: 0	H: 1	E: 0	K: 1	S: 13	LOB: 1	BB: 0	P: 19	R: 0	H: 0	E: 0	K: 0	S: 12	LOB: 1	BB: 1	P: 24	R: 2	H: 2	E: 0	K: 0	S: 9	LOB: 1	BB: 1	P: 15	R: 0	H: 0	E: 1	K: 1	S: 11	LOB: 1	BB: 0	P: 15	R: 1	H: 2	E: 0	K: 1	S: 14	LOB: 2	BB: 1	P: 21	R: 1	H: 2	E: 0	K: 0	S: 5	LOB: 2	BB: 1	P: 13	1B: 7	SF: 0	2B: 1	SAC: 0	3B: 0	DP: 2	HR: 2	HBP: 0	WP: 1	PA: 39
--------------	------	------	------	------	------	--------	-------	-------	------	------	------	------	------	--------	-------	-------	------	------	------	------	-------	--------	-------	-------	------	------	------	------	-------	--------	-------	-------	------	------	------	------	-------	--------	-------	-------	------	------	------	------	------	--------	-------	-------	------	------	------	------	-------	--------	-------	-------	------	------	------	------	-------	--------	-------	-------	------	------	------	------	------	--------	-------	-------	-------	-------	-------	--------	-------	-------	-------	--------	-------	--------

PITCHER	IP	WLS	BF	H	R	ER	SO	BB	IBB	HBP	BLK	WP	HR	S	P	ERA	WHIP
37 Scott Downs, L (1, 1) ERA: 4.31	5.0		21	5	2	2	3	2	0	0	0	1	0	59	96	3.60	1.400
54 Jason Frasor, R (6, 1) ERA: 3.3	2.0	H	8	1	1	1	1	1	0	0	0	0	1	19	29	4.50	1.000
Vinnie Chulk, R (8, 1) ERA: 3.88	1.0	B	6	2	1	1	1	1	0	0	0	0	0	14	21	9.00	3.000
Miguel Batista, R (9, 1) ERA: 4.1	0.1	L	4	2	1	1	0	1	0	0	0	0	0	5	13	27.00	9.000

**BOTTOM**

**Toronto Blue Jays @ Boston Red Sox**  
**Fenway Park, Boston, MA**  
 Thu Sep 29 2005, 7:05 PM EDT  
 Att. 35,345 - Clear - 60 F

AB	34
R	5
H	10
RBI	5
BB	5
SO	5
LOB	18



PITCHER	IP	WLS	BF	H	R	ER	SO	BB	IBB	HBP	BLK	WP	HR	S	P	ERA	WHIP
37 Scott Downs, L (1, 1) ERA: 4.31	5.0		21	5	2	2	3	2	0	0	0	1	0	59	96	3.60	1.400
54 Jason Frasor, R (6, 1) ERA: 3.3	2.0	H	8	1	1	1	1	1	0	0	0	0	1	19	29	4.50	1.000
Vinnie Chulk, R (8, 1) ERA: 3.88	1.0	B	6	2	1	1	1	1	0	0	0	0	0	14	21	9.00	3.000
Miguel Batista, R (9, 1) ERA: 4.1	0.1	L	4	2	1	1	0	1	0	0	0	0	0	5	13	27.00	9.000

Batter	1	2	3	4	5	6	7	8	9	AB R H RBI BB SO LOB	TOP																				
<b>Aaron Guiel, L</b> OBP: 0.348, SLG: 0.446 (1, 8) (7, 9)	2-0 P5		0-1 F9		2-0 1B		1-0 G4-3			4 0 1 0 0 0 1																					
<b>Terrence Long, L</b> OBP: 0.322, SLG: 0.373 <b>Chip Ambres, R</b> OBP: 0.319, SLG: 0.369 (1, 9) (7, 8)	1-1 1B		3-2 G3		0-0 G4-3			0-3 K		3 0 1 0 0 0 1 1 0 0 0 0 1 0																					
<b>29 Mike Sweeney, R</b> OBP: 0.347, SLG: 0.517 (1, 10)	0-1 L5			0-0 F8 24 1B 1B		1-3 K		0-1 1B		4 1 2 0 0 1 1																					
<b>Matt Stairs, L</b> OBP: 0.369, SLG: 0.439 <b>26 Justin Huber, R</b> OBP: 0.273, SLG: 0.264 (1, 3) (7, 3)	1-2 G4-1			0-0 24 1B 1B		1-2 F8		2-1 G4-3		3 0 1 0 0 0 1 1 0 0 0 0 0 0																					
<b>Emil Brown, R</b> OBP: 0.349, SLG: 0.454 <b>Joe McEwing, R</b> OBP: 0.257, SLG: 0.282 (1, 7) (7, 7)		0-1 G5-3		1-0 F8		2-0 1B		1-1 G5-3		3 0 1 0 0 0 2 1 0 0 0 0 0 0																					
<b>24 Mark Teahan, L</b> OBP: 0.307, SLG: 0.375 (1, 5)		1-0 G3-1		1-2 4 G6-3 1B		0-3 K		1-2 G3-1		4 0 1 1 0 1 1																					
<b>4 Angel Berroa, R</b> OBP: 0.307, SLG: 0.377 <b>Donnie Murphy, R</b> OBP: 0.250, SLG: 0.270 (1, 6) (7, PH) (7, 4)		0-1 1B		0-0 G6-3 1-2f		0-3 K		0-2 P6		2 0 1 0 0 0 2 2 0 0 0 0 1 0																					
<b>14 John Buck, R</b> OBP: 0.285, SLG: 0.385 (1, 2)		0-2 SAFE F9		0-0 G6-3		2-2 K				3 0 0 0 0 1 1																					
<b>13 Andrés Blanco, S</b> OBP: 0.203, SLG: 0.236 (1, 4) (7, 6)			0-3 K		0-1 G6-3		0-0 DI 1B			3 0 1 0 0 1 0																					
<b>Inning Stats</b>	R: 0 E: 0 K: 0 S: 8	H: 1 LOB: 1 BB: 0 P: 12	R: 0 E: 0 K: 0 S: 8	H: 1 LOB: 1 BB: 0 P: 9	R: 0 E: 0 K: 1 S: 8	H: 0 LOB: 0 BB: 0 P: 11	R: 1 E: 0 K: 0 S: 7	H: 3 LOB: 1 BB: 0 P: 9	R: 0 E: 0 K: 0 S: 5	H: 1 LOB: 1 BB: 0 P: 7	R: 0 E: 0 K: 2 S: 10	H: 1 LOB: 1 BB: 0 P: 14	R: 0 E: 0 K: 2 S: 8	H: 1 LOB: 1 BB: 0 P: 11	R: 0 E: 0 K: 1 S: 7	H: 1 LOB: 0 BB: 0 P: 9	R: 0 E: 0 K: 0 S: 10	H: 0 LOB: 0 BB: 0 P: 12	1B: 9 2B: 0 3B: 0 HR: 0	SF: 0 SAC: 0 DP: 1 HBP: 0	WP: 0 PB: 0 SB: 0 CS: 0	PA: 34									
<b>PITCHER</b> <b>Josh Towers, R</b> ERA: 3.71 (1, 1)	IP 9.0	WLS W	BF 34	H 9	R 1	ER 1	SO 6	BB 0	IBB 0	HBP 0	BLK 0	WP 0	HR 0	S 71	P 94	ERA 1.00	WHIP 1.000														
											<b>PITCHER</b>	IP	WLS	BF	H	R	ER	SO	BB	IBB	HBP	BLK	WP	HR	S	P	ERA	WHIP			

**Kansas City Royals @ Toronto Blue Jays**  
Rogers Centre, Toronto, ON  
Fri Sep 30 2005, 7:07 PM EDT  
Att: 23,381 - Partly Cloudy - 63 F

livebaseballscorecards.com

<b>AB</b>	<b>34</b>
<b>R</b>	<b>1</b>
<b>H</b>	<b>9</b>
<b>RBI</b>	<b>1</b>
<b>BB</b>	<b>0</b>
<b>SO</b>	<b>6</b>
<b>LOB</b>	<b>10</b>





Batter	1	2	3	4	5	6	7	8	9	AB	R	H	RBI	BB	SO	LOB
<b>8 Russ Adams, L</b> OBP: 0.321, SLG: 0.378 (1, 6)	3-1 L4-3 1B		4-1 FC4-6 BB	2-1 P4	2-1 1B		0-2 F7			4	0	2	0	1	0	3
<b>Frank Catalanotto, L</b> OBP: 0.364, SLG: 0.442 (1, 7)	0-1 L4-3 1-1		0-0 FC4-6 1-2f	0-1 1B	0-2 1B		3-3 K			5	0	2	3	0	1	3
<b>10 Vernon Wells, R</b> OBP: 0.320, SLG: 0.464 (1, 8)	1-1 1B		1-1 L7	3-2 P6	1-0 F8			0-0 P6		5	0	1	0	0	0	4
<b>47 Corey Koskie, L</b> OBP: 0.340, SLG: 0.403 (1, 5)	2-3 K			1-2 1B BB 2 HBP	3-1 2B	2-2 2B 1B		1-2 G5-3		5	3	3	0	0	1	1
<b>Eric Hinske, L</b> OBP: 0.331, SLG: 0.424 (1, 3)		2-3 K		1-3 K	0-0 G3 1B 2B	2-3 K		1-1 G3		5	1	1	1	0	3	2
<b>2 Aaron Hill, R</b> OBP: 0.343, SLG: 0.390 (1, 4)		0-0 2B		1-2 BB 1B 2B HBP	1-0 G3 1B HBP	2-2 F7				2	2	1	0	0	0	1
<b>Gabe Gross, L</b> OBP: 0.316, SLG: 0.348 (1, 9)		0-0 P5		1-1 BB 2B 1B	0-0 G3	1-1 2B				4	1	2	1	0	0	3
<b>Guillermo Quiroz, R</b> OBP: 0.250, SLG: 0.241 (1, 2)		0-0 F8		4-2 2B 1B BB	1-3 K		1-2 1B			3	1	1	1	1	1	3
<b>John-Ford Griffin, L</b> OBP: 0.375, SLG: 0.625 (1, 10)			1-2 F8	0-1 1B 2B	1-0 1B		0-3 K			4	2	2	4	0	1	1

**BOTTOM**

**Kansas City Royals @ Toronto Blue Jays**  
 Rogers Centre, Toronto, ON  
 Fri Sep 30 2005, 7:07 PM EDT  
 Att. 23,381 - Partly Cloudy - 63 F

[livebaseballscorecards.com](http://livebaseballscorecards.com)

<b>AB</b>	<b>37</b>
<b>R</b>	<b>10</b>
<b>H</b>	<b>15</b>
<b>RBI</b>	<b>10</b>
<b>BB</b>	<b>2</b>
<b>SO</b>	<b>7</b>
<b>LOB</b>	<b>21</b>



Inning Stats	R	H	E	K	S	R	H	E	K	S	R	H	E	K	S	R	H	E	K	S	1B	2B	3B	HR	SF	SAC	DP	HBP
1	0	2	0	13	19	0	1	0	1	9	0	0	0	7	9	5	4	0	1	24	37	0	0	0	0	0	0	0
2	0	1	0	1	9	0	1	0	1	7	0	0	0	7	3	4	2	1	0	23	23	0	0	0	0	0	0	0
3	0	0	0	0	13	0	0	0	0	7	0	0	0	1	0	0	0	0	0	13	1	0	0	0	0	0	0	0
4	5	4	0	1	37	0	1	0	1	24	0	0	0	1	0	0	0	0	0	37	1	0	0	0	0	0	0	0
5	4	5	0	1	23	0	2	0	1	14	0	0	0	0	0	0	0	0	0	23	2	0	0	0	0	0	0	0
6	1	2	0	1	19	0	1	0	0	12	0	0	0	0	0	0	0	0	0	19	0	0	0	0	0	0	0	0
7	0	1	0	2	19	0	1	0	0	15	0	0	0	0	0	0	0	0	0	19	0	0	0	0	0	0	0	0
8	0	0	0	0	8	0	0	0	0	6	0	0	0	0	0	0	0	0	0	8	0	0	0	0	0	0	0	0
9	0	0	0	0	8	0	0	0	0	6	0	0	0	0	0	0	0	0	0	8	0	0	0	0	0	0	0	0

PITCHER	IP	WLS	BF	H	R	ER	SO	BB	IBB	HBP	BLK	WP	HR	S	P	ERA	WHIP
<b>23 Zack Greinke, R</b> ERA: 5.8 (1, 1)	4.0	L	23	9	7	7	3	2	0	1	0	0	0	54	84	15.75	2.750
<b>Shawn Camp, R</b> ERA: 6.43 (5, 1)	3.0		15	6	3	3	4	0	0	1	0	0	0	38	55	9.00	2.000
<b>Chris Demaria, R</b> ERA: 9.0 (8, 1)	1.0		3	0	0	0	0	0	0	0	0	0	0	6	8	0.00	0.000

<b>WP</b> : 0	<b>PA</b> : 41
<b>PB</b> : 0	
<b>SB</b> : 0	
<b>CS</b> : 0	

WP	HR	S	P	ERA	WHIP
0	0	1	1	0.00	0.000

Batter	1	2	3	4	5	6	7	8	9	AB R H RBI BB SO LOB	TOP																
Aaron Guiel, L (1, 8) OBP: 0.359, SLG: 0.457	2-1 1B 2B		2-2 HR 1B		3-2 HBP	1-0 G4-3		2-1 G4-6-3 1-2f		4 2 2 0 0 0 4																	
Terrence Long, L (1, 9) OBP: 0.321, SLG: 0.378	0-0 F8		0-1 HR		1-2 F9		0-3 K		2-3 K	5 1 1 2 0 2 2																	
Emil Brown, R (1, 7) OBP: 0.349, SLG: 0.451	4-2 1B HBP		1-2 G5-3		3-2 G6-3		4-1 1B BB		3-3 K	3 0 0 0 1 1 1																	
Matt Stairs, L (1, 3) OBP: 0.373, SLG: 0.444	2-2 1B 1-3 2-H		0-1 2B		4-0 24 1B 14 2B BB		2-2 G5-4-3 1B		2-1 F9	4 1 3 1 1 0 0																	
4 Angel Berroa, R (1, 6) OBP: 0.305, SLG: 0.375	0-0 G5-3		3-2 G6-3		1-2 L5		1-2 G5-4-3			4 0 0 0 0 0 5																	
24 Mark Teahan, L (1, 5) OBP: 0.309, SLG: 0.376		0-1 G1-3		1-3 K		1-0 14 2B 1B		1-0 14 1B 26 SF8 1B		4 1 2 0 0 1 0																	
14 John Buck, R (1, 2) OBP: 0.287, SLG: 0.389		0-1 G5-3		2-2 F7		0-0 13 1B 2B		2-2 26 SF8 13 1B 1B		4 1 2 1 0 0 0																	
Paul Phillips, R (8, PR) OBP: 0.286, SLG: 0.429						1-H 2-H		1-3		0 1 0 0 0 0 0																	
26 Justin Huber, R (1, 10) OBP: 0.272, SLG: 0.257		1-0 F9		1-2 P4		4-2 13 1B BB		2-1 SF8		2 0 0 1 1 0 0																	
13 Andrés Blanco, S (1, 4) OBP: 0.218, SLG: 0.250			0-2 G6-3		1-2 F8		0-2 1B		2-1 G4-6-3 1B	4 0 2 2 0 0 0																	
<b>Inning Stats</b>	R: 1 E: 0 K: 0 S: 9	H: 2 LOB: 1 BB: 0 P: 17	R: 0 E: 0 K: 0 S: 5	H: 0 LOB: 0 BB: 0 P: 6	R: 2 E: 0 K: 0 S: 17	H: 3 LOB: 1 BB: 0 P: 23	R: 0 E: 0 K: 1 S: 13	H: 0 LOB: 0 BB: 0 P: 17	R: 0 E: 0 K: 0 S: 15	H: 0 LOB: 1 BB: 0 P: 23	R: 2 E: 0 K: 0 S: 11	H: 3 LOB: 2 BB: 2 P: 22	R: 0 E: 0 K: 1 S: 10	H: 1 LOB: 1 BB: 1 P: 17	R: 2 E: 0 K: 0 S: 10	H: 3 LOB: 1 BB: 0 P: 18	R: 0 E: 0 K: 2 S: 9	H: 0 LOB: 0 BB: 0 P: 16	1B: 8 2B: 3 3B: 0 HR: 1	SF: 1 SAC: 0 DP: 2 HBP: 2	WP: 0 PB: 0 SB: 1 CS: 0	PA: 40					
<b>PITCHER</b>	IP WLS BF H R ER SO BB IBB HBP BLK WP HR S P ERA WHIP																										
Dave Bush, R (1, 1) ERA: 4.49	5.0		21	5	3	3	1	0	0	2	0	0	1	59	86	5.40	1.000										
22 Brandon League, R (6, 1) ERA: 6.56	2.0		11	4	2	2	1	3	0	0	0	0	0	21	39	9.00	3.500										
Pete Walker, R (8, 1) ERA: 3.54	0.0	L	2	2	2	2	0	0	0	0	0	0	4	7	∞	∞											
54 Jason Frasor, R (8, 1) ERA: 3.25	1.0	B	3	1	0	0	0	0	0	0	0	0	6	11	0.00	1.000											
28 Shaun Marcum, R (9, 1) ERA:	1.0		3	0	0	0	2	0	0	0	0	0	9	16	0.00	0.000											

**Kansas City Royals @ Toronto Blue Jays**  
 Rogers Centre, Toronto, ON  
 Sat Oct 01 2005, 4:07 PM EDT  
 Att. 28,271 - Sunny - 73 F

AB	34
R	7
H	12
RBI	7
BB	3
SO	4
LOB	12



WP: 0	PA: 40
-------	--------

1B: 8	SF: 1
2B: 3	SAC: 0
3B: 0	DP: 2
HR: 1	HBP: 2

Batter	1	2	3	4	5	6	7	8	9	AB R H RBI BB SO LOB
<b>3 Reed Johnson, R</b> OBP: 0.332, SLG: 0.412 (1, 7)	0-3 <b>K</b>		3-1 G4-3 1B			4-1 G6-4-3 BB	4-0 2B BB		1-2 2-3 3-H P3	3 1 1 1 2 1 0
<b>Frank Catalanotto, L</b> OBP: 0.363, SLG: 0.442 (1, 10)	2-2 G3		3-2 G4-3 1-2f			1-1 G6-4-3 1-2f	2-1 10 G5-3 2B		1-H 2-H 3-H 2B	4 0 1 3 0 0 2
<b>10 Vernon Wells, R</b> OBP: 0.318, SLG: 0.461 (1, 8)	1-0 F7				3-2 G5-3	2-1 P3	2-2 G5-3		2-3	4 0 0 0 0 0 1
<b>47 Corey Koskie, L</b> OBP: 0.337, SLG: 0.398 (1, 5)					1-0 G6-3					4 0 0 0 0 2 1
<b>2 Aaron Hill, R</b> OBP: 0.345, SLG: 0.389 (1, 6)					2-3 K					3 1 1 0 1 1 0
<b>Eric Hinske, L</b> OBP: 0.333, SLG: 0.424 (1, 3)					1-1 G4-3					3 1 1 0 1 0 1
<b>15 Alex Rios, R</b> OBP: 0.306, SLG: 0.398 (1, 9)					1-3 K					4 1 1 0 0 1 3
<b>Frank Menechino, R</b> OBP: 0.354, SLG: 0.347 (1, 4)					0-2 E6					3 1 0 1 0 0 4
<b>8 Russ Adams, L</b> OBP: 0.320, SLG: 0.377 (9, PH)					3-3 K					1 0 0 0 0 0 0
<b>Guillermo Quiroz, R</b> OBP: 0.257, SLG: 0.250 (1, 2)					1-0 G5-3					3 1 1 1 0 1 1
<b>John-Ford Griffin, L</b> OBP: 0.333, SLG: 0.556 (9, PH)										1 0 0 0 0 0 0

Inning Stats	R: 0 E: 0 K: 1 S: 7	H: 0 LOB: 0 BB: 0 P: 10	R: 0 E: 0 K: 0 S: 7	H: 2 LOB: 2 BB: 0 P: 11	R: 0 E: 0 K: 0 S: 7	H: 1 LOB: 0 BB: 0 P: 14	R: 0 E: 0 K: 1 S: 7	H: 0 LOB: 0 BB: 0 P: 13	R: 0 E: 1 K: 2 S: 13	H: 0 LOB: 1 BB: 0 P: 18	R: 0 E: 0 K: 0 S: 5	H: 0 LOB: 0 BB: 1 P: 12	R: 6 E: 2 K: 2 S: 17	H: 3 LOB: 1 BB: 2 P: 38	R: 0 E: 0 K: 0 S: 6	H: 0 LOB: 0 BB: 1 P: 10	R: 0 E: 0 K: 0 S: 8	H: 0 LOB: 0 BB: 0 P: 11	1B: 5 2B: 1 3B: 0 HR: 0	SF: 0 SAC: 0 DP: 3 HBP: 0
--------------	------------------------------	----------------------------------	------------------------------	----------------------------------	------------------------------	----------------------------------	------------------------------	----------------------------------	-------------------------------	----------------------------------	------------------------------	----------------------------------	-------------------------------	----------------------------------	------------------------------	----------------------------------	------------------------------	----------------------------------	----------------------------------	------------------------------------

PITCHER	IP	WLS	BF	H	R	ER	SO	BB	IBB	HBP	BLK	WP	HR	S	P	ERA	WHIP
<b>J.P. Howell, L</b> ERA: 6.19 (1, 1)	6.1		26	4	4	2	5	2	0	0	0	0	0	52	94	2.84	0.947
<b>Ambiorix Burgos, R</b> ERA: 3.98 (7, 1)	0.2	W	5	2	2	0	1	1	0	0	0	0	0	11	22	0.00	4.500
<b>Jeremy Affeldt, L</b> ERA: 5.26 (8, 1)	1.0	H	3	0	0	0	0	1	0	0	0	0	0	6	10	0.00	1.000
<b>Mike MacDougal, R</b> ERA: 3.33 (9, 1)	1.0	S	3	0	0	0	0	0	0	0	0	0	0	8	11	0.00	0.000

**BOTTOM**

**Kansas City Royals @ Toronto Blue Jays**  
Rogers Centre, Toronto, ON  
Sat Oct 01 2005, 4:07 PM EDT  
Att: 28,271 - Sunny - 73 F

livebaseballscorecards.com

<b>AB</b>	<b>33</b>
<b>R</b>	<b>6</b>
<b>H</b>	<b>6</b>
<b>RBI</b>	<b>6</b>
<b>BB</b>	<b>4</b>
<b>SO</b>	<b>6</b>
<b>LOB</b>	<b>13</b>



WP: 0	PA: 37
PB: 0	
SB: 0	
CS: 0	

Batter	1	2	3	4	5	6	7	8	9	AB R H RBI BB SO LOB	TOP											
Aaron Guiel, L (1, 9) OBP: 0.355, SLG: 0.450	2-2 F8		1-1 FC6-4 1B		0-0 P6			1-3 K		4 0 1 0 0 1 0	<b>Kansas City Royals @ Toronto Blue Jays</b> Rogers Centre, Toronto, ON Sun Oct.02 2005, 1:07 PM EDT Att. 37,046 - Sunny - 68 F											
13 Andrés Blanco, S (1, 6) OBP: 0.220, SLG: 0.241	1-2 BB HBP		0-0 F9			0-1 L4		2-1 L9		3 0 0 0 0 0 1												
Emil Brown, R (1, 7) OBP: 0.349, SLG: 0.455	0-1 P4		0-1 FC6-4 1-2f			1-2 P3		1-0 HR		4 1 1 1 0 0 2												
Matt Diaz, R (1, 10) OBP: 0.323, SLG: 0.404	4-2 SAFE 1-2 BB			1-1 G3-1		3-3 K		2-3 K2-3		3 0 0 0 1 2 0												
Chip Ambres, R (1, 8) OBP: 0.323, SLG: 0.379	3-1 F9			1-0 26 CS 2B			2-1 26 FC5-4 1B		2-3 K	4 0 2 0 0 1 2												
26 Justin Huber, R (1, 3) OBP: 0.271, SLG: 0.256			0-1 G5-4-3 1B		1-3 K		0-0 FC5-4 1B 1-2f		2-3 K	4 0 1 0 0 2 2												
Paul Phillips, R (1, 2) OBP: 0.269, SLG: 0.403			0-2 G5-4-3 1-2f		1-2 G5-3		2-0 F9		1-3 K	4 0 0 0 0 1 2												
Joe McEwing, R (1, 5) OBP: 0.263, SLG: 0.294			1-0 F8		2-2 E9 G5-3 2B		0-1 1-2 1B			3 1 2 0 0 0 0												
Donnie Murphy, R (1, 4) OBP: 0.241, SLG: 0.260			2-0 P4		0-0 G5-3 3-H		3-2 P6			3 0 0 1 0 0 2												
<b>Inning Stats</b>	R: 0 E: 0 K: 0 S: 11	H: 0 LOB: 2 BB: 1 P: 21	R: 0 E: 0 K: 0 S: 6	H: 1 LOB: 0 BB: 0 P: 7	R: 0 E: 0 K: 0 S: 6	H: 1 LOB: 1 BB: 0 P: 9	R: 0 E: 0 K: 1 S: 6	H: 1 LOB: 1 BB: 0 P: 9	R: 1 E: 1 K: 0 S: 11	H: 1 LOB: 0 BB: 0 P: 14	R: 0 E: 0 K: 1 S: 11	H: 0 LOB: 0 BB: 0 P: 15	R: 0 E: 0 K: 0 S: 12	H: 2 LOB: 2 BB: 0 P: 19	R: 1 E: 0 K: 2 S: 9	H: 1 LOB: 0 BB: 0 P: 15	R: 0 E: 0 K: 3 S: 10	H: 0 LOB: 0 BB: 0 P: 15	1B: 4 2B: 3 3B: 0 HR: 1	SF: 0 SAC: 0 DP: 2 HBP: 1	WP: 0 PB: 0 SB: 0 CS: 1	PA: 34
<b>PITCHER</b>	IP WLS BF H R ER SO BB IBB HBP BLK WP HR S P ERA WHIP												<b>PITCHER</b>	IP WLS BF H R ER SO BB IBB HBP BLK WP HR S P ERA WHIP								
39 Gustavo Chacin, L (1, 1) ERA: 3.72	7.2 W 30 7 2 1 3 1 0 1 0 0 0 1 69 104 1.17 1.043																					
40 Dustin McGowan, R (8, 1) ERA: 6.35	1.1 4 0 0 0 4 0 0 0 0 0 0 0 13 20 0.00 0.000																					

livebaseballscorecards.com

AB	32
R	2
H	7
RBI	2
BB	1
SO	7
LOB	11



Batter	1	2	3	4	5	6	7	8	9
<b>8 Russ Adams, L</b> OBP: 0.325, SLG: 0.383 (1, 6)	0-1 S 1B		2-1 E 1B		0-0 F8	4-1 10 BB 15 HBP BB		1-2 15 F8 2B	
<b>Frank Catalanotto, L</b> OBP: 0.367, SLG: 0.451 <b>15 Alex Rios, R</b> OBP: 0.308, SLG: 0.397 (1, 7) (6, 9)	3-2 SAFE 1B		1-0 1B 1-2 1B		2-1 10 1B 3B	1-1 10 BB HBP		0-1 F8 2-3	
<b>10 Vernon Wells, R</b> OBP: 0.320, SLG: 0.463 (1, 8)	2-2 2B		0-3 K		2-1 HR 1B	4-0 1-2 2-3 BB		1-0 G5-3	
<b>Eric Hinske, L</b> OBP: 0.333, SLG: 0.430 (1, 3)	0-0 L4		1-2 1-3 2-H 1B		0-0 HR	2-3 K		1-0 P4	
<b>2 Aaron Hill, R</b> OBP: 0.342, SLG: 0.385 (1, 4)	1-1 F8 2-3		0-1 L5		1-0 G6-3		2-3 K		
<b>Gabe Gross, L</b> OBP: 0.324, SLG: 0.348 (1, 9) (6, 7)		4-2 CS BB		1-0 F9	0-1 G3		2-2 1B 1B		
<b>Frank Menechino, R</b> OBP: 0.352, SLG: 0.345 (1, 5)		0-0 F8		1-1 G5-3		1-0 P4	0-0 1-2 1B		
<b>John-Ford Griffin, L</b> OBP: 0.308, SLG: 0.692 (1, 10)		1-2 F7 1-2		1-0 P4		0-1 HR	2-3 K		
<b>Guillermo Quiroz, R</b> OBP: 0.256, SLG: 0.250 (1, 2)			1-0 F7		1-1 3B 1B	1-2 P3	0-0 G6-3		

AB	R	H	RBI	BB	SO	LOB
4	2	3	0	1	0	1
3	1	3	2	0	0	0
1	0	0	0	0	0	1
4	1	2	1	1	1	3
5	1	2	3	0	1	5
4	0	0	0	0	1	3
3	0	1	0	1	0	0
4	0	1	0	0	0	1
4	1	1	1	0	1	3
4	1	1	0	0	0	2

**BOTTOM**

**Kansas City Royals @ Toronto Blue Jays**  
Rogers Centre, Toronto, ON  
Sun Oct 02 2005, 1:07 PM EDT  
Att. 37,046 - Sunny - 68 F

livebaseballscorecards.com

<b>AB</b>	<b>36</b>
<b>R</b>	<b>7</b>
<b>H</b>	<b>14</b>
<b>RBI</b>	<b>7</b>
<b>BB</b>	<b>3</b>
<b>SO</b>	<b>4</b>
<b>LOB</b>	<b>19</b>



1B: 9	SF: 0
2B: 2	SAC: 0
3B: 1	DP: 0
HR: 2	HBP: 1

WP: 0	PA: 40
PB: 0	
SB: 2	
CS: 1	

Inning Stats	R: 1	H: 3	R: 0	H: 0	R: 1	H: 3	R: 0	H: 0	R: 4	H: 4	R: 1	H: 1	R: 0	H: 2	R: 0	H: 1
	E: 0	LOB: 1	E: 0	LOB: 0	E: 1	LOB: 2	E: 0	LOB: 0	E: 0	LOB: 0	E: 0	LOB: 3	E: 0	LOB: 2	E: 0	LOB: 1
	K: 0	BB: 0	K: 0	BB: 1	K: 1	BB: 0	K: 0	BB: 0	K: 1	BB: 2	K: 1	BB: 2	K: 2	BB: 0	K: 0	BB: 0
	S: 13	P: 19	S: 8	P: 13	S: 12	P: 17	S: 4	P: 7	S: 11	P: 17	S: 12	P: 25	S: 11	P: 17	S: 7	P: 10

PITCHER	IP	WLS	BF	H	R	ER	SO	BB	IBB	HBP	BLK	WP	HR	S	P	ERA	WHIP
<b>Runelvys Hernandez, R</b> ERA: 5.52 (1, 1)	5.0	L	24	10	6	6	1	1	0	0	0	0	1	48	73	10.80	2.200
<b>41 Jimmy Gobble, L</b> ERA: 5.7 (6, 1)	1.0		7	1	1	1	1	2	0	1	0	0	1	12	25	9.00	3.000
<b>46 Juan Carlos Oviedo, R</b> ERA: 7.55 (7, 1)	2.0		9	3	0	0	2	0	0	0	0	0	0	18	27	0.00	1.500