

# Toronto Blue Jays - 2005

| Batter  | 1   | 2                                | 3                            | 4                               | 5                            | 6                               | 7                             | 8                                | 9                            | AB R H RBI BB SO LOB            | TOP   |                                    |   |                                  |                              |                                  |                               |                                  |                                  |                                    |                                   |  |  |
|---|---|----------------------------------|------------------------------|---------------------------------|------------------------------|---------------------------------|-------------------------------|----------------------------------|------------------------------|---------------------------------|---|------------------------------------|---|----------------------------------|------------------------------|----------------------------------|-------------------------------|----------------------------------|----------------------------------|------------------------------------|-----------------------------------|--|--|
| Frank Catalanotto, L (1,7)<br>OBP: 0.333, SLG: 0.667<br>3 Reed Johnson, R (7,7) | F7  |                                  |                              | 2B<br>HR                        |                              | F8                              |                               | L5                               |                              | 3 1 1 0 0 0 0<br>1 0 0 0 0 0 1  | <b>Toronto Blue Jays @ Tampa Bay Devil Rays</b><br>Tropicana Field, St. Petersburg, FL<br>Mon Apr 04 2005, 4:15 PM EDT<br>Att: 26,018 - Dome - 72 F<br><a href="http://livebaseballscorecards.com">livebaseballscorecards.com</a> |                                    |   |                                  |                              |                                  |                               |                                  |                                  |                                    |                                   |  |  |
| Orlando Hudson, S (1,4)<br>OBP: 0.250, SLG: 1.000                               | F9  |                                  |                              | HR                              |                              | K                               |                               | F8                               |                              | 4 1 1 2 0 1 1                   |   |                                    |   |                                  |                              |                                  |                               |                                  |                                  |                                    |                                   |  |  |
| 10 Vernon Wells, R (1,8)<br>OBP: 0.250, SLG: 1.000                              | F7  |                                  |                              | HR                              |                              | G5-3                            |                               | G5-3                             |                              | 4 1 1 1 0 0 0                   |   |                                    |   |                                  |                              |                                  |                               |                                  |                                  |                                    |                                   |  |  |
| 47 Corey Koskie, L (1,5)  |   | G4-3                             |                              | G5-3                            |                              | G6-3                            |                               | K                                |                              | 4 0 0 0 0 1 0                   |   |                                    |   |                                  |                              |                                  |                               |                                  |                                  |                                    |                                   |  |  |
| Shea Hillenbrand, R (1,10)<br>OBP: 0.500, SLG: 0.500                            | P6  |                                  |                              | F9                              |                              | F9                              |                               | HR                               | 1B                           | 4 1 2 0 0 0 0                   |   |                                    |   |                                  |                              |                                  |                               |                                  |                                  |                                    |                                   |  |  |
| Eric Hinske, L (1,3)<br>OBP: 0.250, SLG: 1.000                                  | G3  |                                  |                              | K                               |                              | F7                              |                               | HR                               |                              | 4 1 1 2 0 1 1                   |   |                                    |   |                                  |                              |                                  |                               |                                  |                                  |                                    |                                   |  |  |
| 9 Gregg Zaun, S (1,2)   |   |                                  | K                            |                                 | G1-3                         | G1-3                            |                               | P3                               |                              | 4 0 0 0 0 1 1                   |   |                                    |   |                                  |                              |                                  |                               |                                  |                                  |                                    |                                   |  |  |
| Gabe Gross, L (1,9)   |   |                                  | F8                           |                                 | F9                           |                                 | K                             |                                  |                              | 3 0 0 0 0 1 0                   |   |                                    |   |                                  |                              |                                  |                               |                                  |                                  |                                    |                                   |  |  |
| 8 Russ Adams, L (1,6)<br>OBP: 0.333, SLG: 0.667                                 | F7  |                                  |                              |                                 | G4-3                         |                                 |                               |                                  |                              | 3 0 1 0 0 0 0                   |   |                                    |   |                                  |                              |                                  |                               |                                  |                                  |                                    |                                   |  |  |
| <b>Inning Stats</b>   | R: 0<br>E: 0<br>K: 0<br>S: 6                          | H: 0<br>LOB: 0<br>BB: 0<br>P: 10 | R: 0<br>E: 0<br>K: 0<br>S: 5 | H: 0<br>LOB: 0<br>BB: 0<br>P: 9 | R: 0<br>E: 0<br>K: 1<br>S: 8 | H: 0<br>LOB: 0<br>BB: 0<br>P: 9 | R: 3<br>E: 0<br>K: 1<br>S: 14 | H: 3<br>LOB: 0<br>BB: 0<br>P: 24 | R: 0<br>E: 0<br>K: 0<br>S: 5 | H: 0<br>LOB: 0<br>BB: 0<br>P: 7 | R: 0<br>E: 0<br>K: 0<br>S: 5  | H: 0<br>LOB: 0<br>BB: 0<br>P: 6    | R: 0<br>E: 0<br>K: 0<br>S: 8                          | H: 1<br>LOB: 1<br>BB: 0<br>P: 11 | R: 0<br>E: 0<br>K: 1<br>S: 9 | H: 1<br>LOB: 1<br>BB: 0<br>P: 15 | R: 2<br>E: 0<br>K: 1<br>S: 12 | H: 2<br>LOB: 0<br>BB: 0<br>P: 18 | 1B: 2<br>2B: 2<br>3B: 0<br>HR: 3 | SF: 0<br>SAC: 0<br>DP: 0<br>HBP: 0 | WP: 0<br>PA: 34<br>SB: 0<br>CS: 0 |  |  |
| <b>PITCHER</b>  | IP WLS BF H R ER SO BB IBB HBP BLK WP HR S P ERA WHIP |                                  |                              |                                 |                              |                                 |                               |                                  |                              |                                 |   | <b>PITCHER</b>                     | IP WLS BF H R ER SO BB IBB HBP BLK WP HR S P ERA WHIP |                                  |                              |                                  |                               |                                  |                                  |                                    |                                   |  |  |
| Dewon Brazelton, R (1,1)<br>ERA: 3.68   | 7.1 L 27 5 3 3 4 0 0 0 0 0 2 55 81 3.68 0.682         |                                  |                              |                                 |                              |                                 |                               |                                  |                              |                                 |   | Jesus Colome, R (8,1)<br>ERA: 10.8 | 1.2 7 2 2 2 1 0 0 0 0 0 1 17 28 10.80 1.200           |                                  |                              |                                  |                               |                                  |                                  |                                    |                                   |  |  |

| Batter   | 1   | 2                                | 3                            | 4                               | 5                             | 6                                | 7                            | 8                               | 9                            | AB R H RBI BB SO LOB             | BOTTOM  |                                    |   |                                  |                              |                                  |                              |                                 |                                  |                                    |                                   |  |  |
|--|---|----------------------------------|------------------------------|---------------------------------|-------------------------------|----------------------------------|------------------------------|---------------------------------|------------------------------|----------------------------------|---|------------------------------------|---|----------------------------------|------------------------------|----------------------------------|------------------------------|---------------------------------|----------------------------------|------------------------------------|-----------------------------------|--|--|
| 13 Carl Crawford, L (1,7)                          | K   |                                  | FC5-4<br>1B                  |                                 | K                             |                                  | G4-3                         |                                 |                              | 4 0 0 1 0 2 2                    | <b>Toronto Blue Jays @ Tampa Bay Devil Rays</b><br>Tropicana Field, St. Petersburg, FL<br>Mon Apr 04 2005, 4:15 PM EDT<br>Att: 26,018 - Dome - 72 F<br><a href="http://livebaseballscorecards.com">livebaseballscorecards.com</a> |                                    |   |                                  |                              |                                  |                              |                                 |                                  |                                    |                                   |  |  |
| Julio Lugo, R (1,6)<br>OBP: 0.500, SLG: 0.500      | G5-3  |                                  | S                            |                                 | F9                            |                                  |                              | FC3-6<br>1B                     |                              | 4 0 2 0 0 0 0                    |   |                                    |   |                                  |                              |                                  |                              |                                 |                                  |                                    |                                   |  |  |
| Aubrey Huff, L (1,9)                               | G6-3  |                                  | K                            |                                 |                               | G4-3                             |                              | FC3-6<br>1B                     |                              | 4 0 0 0 0 1 3                    |   |                                    |   |                                  |                              |                                  |                              |                                 |                                  |                                    |                                   |  |  |
| Travis Lee, L (1,3)<br>OBP: 0.500, SLG: 0.500      |   | K                                |                              | 2B<br>3 SF9                     |                               | 1B                               |                              | K                               |                              | 4 1 2 0 0 2 1                    |   |                                    |   |                                  |                              |                                  |                              |                                 |                                  |                                    |                                   |  |  |
| Josh Phelps, R (1,10)<br>OBP: 0.500, SLG: 0.750    |   | K                                |                              | 3 SF9                           |                               | 3 G6-4-3                         |                              | F8                              |                              | 4 0 2 0 0 1 1                    |   |                                    |   |                                  |                              |                                  |                              |                                 |                                  |                                    |                                   |  |  |
| 3 Jorge Cantu, R (1,4)<br>OBP: 0.250, SLG: 0.333   | F8  |                                  | SF9                          |                                 | SF9                           |                                  | G6-4-3                       | FC3-6<br>1B                     |                              | 3 0 1 1 0 0 2                    |   |                                    |   |                                  |                              |                                  |                              |                                 |                                  |                                    |                                   |  |  |
| Chris Singleton, L (1,8)<br>OBP: 0.250, SLG: 0.250 |   |                                  | 1B<br>13 FC5-4               |                                 | L4                            |                                  | P6                           | FC3-6<br>DI                     |                              | 4 1 1 0 0 0 2                    |   |                                    |   |                                  |                              |                                  |                              |                                 |                                  |                                    |                                   |  |  |
| Toby Hall, R (1,2)<br>OBP: 0.500, SLG: 0.500       |   |                                  | 1B<br>13 FC5-4               |                                 | G5-3                          |                                  |                              | G6-3                            |                              | 4 0 2 0 0 0 2                    |   |                                    |   |                                  |                              |                                  |                              |                                 |                                  |                                    |                                   |  |  |
| Alex Gonzalez, R (1,5)                             |   |                                  | K                            |                                 | G6-3                          |                                  | K                            | G6-3                            |                              | 4 0 0 0 0 2 4                    |   |                                    |   |                                  |                              |                                  |                              |                                 |                                  |                                    |                                   |  |  |
| <b>Inning Stats</b>                                | R: 0<br>E: 0<br>K: 1<br>S: 8                          | H: 0<br>LOB: 0<br>BB: 0<br>P: 10 | R: 0<br>E: 0<br>K: 2<br>S: 7 | H: 0<br>LOB: 0<br>BB: 0<br>P: 9 | R: 1<br>E: 1<br>K: 2<br>S: 14 | H: 3<br>LOB: 2<br>BB: 0<br>P: 20 | R: 1<br>E: 0<br>K: 0<br>S: 6 | H: 2<br>LOB: 1<br>BB: 0<br>P: 7 | R: 0<br>E: 0<br>K: 0<br>S: 9 | H: 0<br>LOB: 0<br>BB: 0<br>P: 15 | R: 0<br>E: 0<br>K: 0<br>S: 11   | H: 2<br>LOB: 1<br>BB: 0<br>P: 18   | R: 0<br>E: 0<br>K: 1<br>S: 8                          | H: 1<br>LOB: 1<br>BB: 0<br>P: 11 | R: 0<br>E: 0<br>K: 1<br>S: 9 | H: 1<br>LOB: 1<br>BB: 0<br>P: 16 | R: 0<br>E: 0<br>K: 0<br>S: 7 | H: 1<br>LOB: 1<br>BB: 0<br>P: 7 | 1B: 9<br>2B: 1<br>3B: 0<br>HR: 0 | SF: 1<br>SAC: 0<br>DP: 1<br>HBP: 0 | WP: 0<br>PA: 36<br>SB: 1<br>CS: 0 |  |  |
| <b>PITCHER</b>                                     | IP WLS BF H R ER SO BB IBB HBP BLK WP HR S P ERA WHIP |                                  |                              |                                 |                               |                                  |                              |                                 |                              |                                  |   | <b>PITCHER</b>                     | IP WLS BF H R ER SO BB IBB HBP BLK WP HR S P ERA WHIP |                                  |                              |                                  |                              |                                 |                                  |                                    |                                   |  |  |
| 32 Roy Halladay, R (1,1)<br>ERA: 2.97              | 7.0 W 29 9 2 2 7 0 0 0 0 0 0 64 91 2.57 1.286         |                                  |                              |                                 |                               |                                  |                              |                                 |                              |                                  |   | Scott Schoeneweis, L (8,1)<br>ERA: | 0.2 H 2 0 0 0 1 0 0 0 0 0 0 5 9 0.00 0.000            |                                  |                              |                                  |                              |                                 |                                  |                                    |                                   |  |  |
| Miguel Batista, R (8,1)<br>ERA:                    | 1.1 S 5 1 0 0 0 0 0 0 0 0 0 0 10 13 0.00 0.750        |                                  |                              |                                 |                               |                                  |                              |                                 |                              |                                  |   |                                    |   |                                  |                              |                                  |                              |                                 |                                  |                                    |                                   |  |  |



| Batter   | 1                             | 2                                | 3                            | 4                                | 5                             | 6                                | 7                             | 8                                | 9                            | AB                               | R                             | H                                | RBI                          | BB                               | SO                           | LOB                              | TOP                              |                                    |                                  |        |  |  |  |  |  |  |  |
|--|-------------------------------|----------------------------------|------------------------------|----------------------------------|-------------------------------|----------------------------------|-------------------------------|----------------------------------|------------------------------|----------------------------------|-------------------------------|----------------------------------|------------------------------|----------------------------------|------------------------------|----------------------------------|----------------------------------|------------------------------------|----------------------------------|--------|--|--|--|--|--|--|--|
| <b>3 Reed Johnson, R</b><br>OBP: 0.167, SLG: 0.500   |                               |                                  |                              |                                  |                               |                                  |                               |                                  |                              | 5                                | 1                             | 1                                | 0                            | 0                                | 0                            | 5                                |                                  |                                    |                                  |        |  |  |  |  |  |  |  |
| <b>Frank Menechino, R</b><br>OBP: 0.286, SLG: 0.714  |                               |                                  |                              |                                  |                               |                                  |                               |                                  |                              | 2                                | 0                             | 0                                | 1                            | 0                                | 0                            | 1                                |                                  |                                    |                                  |        |  |  |  |  |  |  |  |
| <b>10 Vernon Wells, R</b><br>OBP: 0.444, SLG: 1.000  |                               |                                  |                              |                                  |                               |                                  |                               |                                  |                              |                                  | 4                             | 1                                | 2                            | 0                                | 1                            | 0                                |                                  |                                    |                                  |        |  |  |  |  |  |  |  |
| <b>47 Corey Koskie, L</b>                            |                               |                                  |                              |                                  |                               |                                  |                               |                                  |                              |                                  | 3                             | 1                                | 0                            | 0                                | 2                            | 1                                |                                  |                                    |                                  |        |  |  |  |  |  |  |  |
| <b>Shea Hillenbrand, R</b><br>OBP: 0.375, SLG: 0.375 |                               |                                  |                              |                                  |                               |                                  |                               |                                  |                              |                                  | 4                             | 0                                | 1                            | 2                                | 0                            | 1                                |                                  |                                    |                                  |        |  |  |  |  |  |  |  |
| <b>15 Alex Rios, R</b>                               |                               |                                  |                              |                                  |                               |                                  |                               |                                  |                              |                                  | 4                             | 1                                | 0                            | 1                                | 0                            | 0                                |                                  |                                    |                                  |        |  |  |  |  |  |  |  |
| <b>Eric Hinske, L</b>                                |                               |                                  |                              |                                  |                               |                                  |                               |                                  |                              | 3                                | 1                             | 0                                | 0                            | 1                                | 3                            | 0                                |                                  |                                    |                                  |        |  |  |  |  |  |  |  |
| <b>9 Gregg Zaun, S</b>                               |                               |                                  |                              |                                  |                               |                                  |                               |                                  |                              | 4                                | 0                             | 2                                | 1                            | 0                                | 0                            | 0                                |                                  |                                    |                                  |        |  |  |  |  |  |  |  |
| <b>John McDonald, R</b><br>OBP: 0.750, SLG: 1.000    |                               |                                  |                              |                                  |                               |                                  |                               |                                  |                              | 4                                | 0                             | 3                                | 1                            | 0                                | 0                            | 1                                |                                  |                                    |                                  |        |  |  |  |  |  |  |  |
| <b>Inning Stats</b>                                  | R: 1<br>E: 0<br>K: 0<br>S: 13 | H: 1<br>LOB: 0<br>BB: 1<br>P: 20 | R: 0<br>E: 0<br>K: 1<br>S: 6 | H: 0<br>LOB: 0<br>BB: 0<br>P: 10 | R: 0<br>E: 0<br>K: 0<br>S: 14 | H: 1<br>LOB: 1<br>BB: 0<br>P: 19 | R: 0<br>E: 0<br>K: 0<br>S: 17 | H: 0<br>LOB: 1<br>BB: 1<br>P: 27 | R: 0<br>E: 0<br>K: 1<br>S: 8 | H: 1<br>LOB: 1<br>BB: 0<br>P: 13 | R: 5<br>E: 0<br>K: 1<br>S: 21 | H: 5<br>LOB: 2<br>BB: 2<br>P: 42 | R: 0<br>E: 0<br>K: 1<br>S: 9 | H: 1<br>LOB: 1<br>BB: 0<br>P: 11 | R: 0<br>E: 0<br>K: 1<br>S: 7 | H: 0<br>LOB: 0<br>BB: 0<br>P: 10 | 1B: 7<br>2B: 1<br>3B: 2<br>HR: 0 | SF: 1<br>SAC: 0<br>DP: 0<br>HBP: 0 | WP: 1<br>PB: 0<br>SB: 0<br>CS: 1 | PA: 40 |  |  |  |  |  |  |  |
| <b>PITCHER</b>                                       | IP                            | WLS                              | BF                           | H                                | R                             | ER                               | SO                            | BB                               | IBB                          | HBP                              | BLK                           | WP                               | HR                           | S                                | P                            | ERA                              | WHIP                             |                                    |                                  |        |  |  |  |  |  |  |  |
| <b>19 Scott Kazmir, L</b><br>ERA: 1.8                | 5.0                           |                                  | 19                           | 3                                | 1                             | 1                                | 2                             | 2                                | 0                            | 0                                | 0                             | 1                                | 0                            | 58                               | 89                           | 1.80                             | 1.000                            |                                    |                                  |        |  |  |  |  |  |  |  |
| <b>37 Seth McClung, R</b><br>ERA: 135.0              | 0.1                           | L                                | 7                            | 4                                | 5                             | 5                                | 0                             | 2                                | 0                            | 0                                | 0                             | 0                                | 0                            | 16                               | 31                           | 135.00                           | 18.000                           |                                    |                                  |        |  |  |  |  |  |  |  |
| <b>Casey Fossum, L</b><br>ERA:                       | 2.1                           |                                  | 10                           | 3                                | 0                             | 0                                | 3                             | 0                                | 0                            | 0                                | 0                             | 0                                | 0                            | 19                               | 30                           | 0.00                             | 1.286                            |                                    |                                  |        |  |  |  |  |  |  |  |
| <b>Travis Harper, R</b><br>ERA:                      | 1.1                           |                                  | 4                            | 0                                | 0                             | 0                                | 1                             | 0                                | 0                            | 0                                | 0                             | 0                                | 0                            | 10                               | 13                           | 0.00                             | 0.000                            |                                    |                                  |        |  |  |  |  |  |  |  |

**Toronto Blue Jays @ Tampa Bay Devil Rays**  
Tropicana Field, St. Petersburg, FL  
Tue Apr 05 2005, 7:15 PM EDT  
Att. 9,144 - Dome - 72 F

livebaseballscorecards.com

AB 36  
R 6  
H 10  
RBI 6  
BB 4  
SO 6  
LOB 16



| Batter   | 1                            | 2                                | 3                            | 4                                | 5                             | 6                                | 7                            | 8                                | 9                             | AB                               | R                            | H                                | RBI                           | BB                               | SO                           | LOB                              | BOTTOM                        |                                  |                                  |                                    |                                  |        |  |  |  |  |  |
|--|------------------------------|----------------------------------|------------------------------|----------------------------------|-------------------------------|----------------------------------|------------------------------|----------------------------------|-------------------------------|----------------------------------|------------------------------|----------------------------------|-------------------------------|----------------------------------|------------------------------|----------------------------------|-------------------------------|----------------------------------|----------------------------------|------------------------------------|----------------------------------|--------|--|--|--|--|--|
| <b>13 Carl Crawford, L</b><br>OBP: 0.125, SLG: 0.125 |                              |                                  |                              |                                  |                               |                                  |                              |                                  |                               | 4                                | 0                            | 1                                | 1                             | 0                                | 0                            | 2                                |                               |                                  |                                  |                                    |                                  |        |  |  |  |  |  |
| <b>Julio Lugo, R</b><br>OBP: 0.250, SLG: 0.250       |                              |                                  |                              |                                  |                               |                                  |                              |                                  |                               | 4                                | 0                            | 0                                | 0                             | 0                                | 1                            | 4                                |                               |                                  |                                  |                                    |                                  |        |  |  |  |  |  |
| <b>Aubrey Huff, L</b>                                |                              |                                  |                              |                                  |                               |                                  |                              |                                  |                               | 4                                | 0                            | 0                                | 0                             | 0                                | 1                            | 2                                |                               |                                  |                                  |                                    |                                  |        |  |  |  |  |  |
| <b>Josh Phelps, R</b><br>OBP: 0.375, SLG: 0.500      |                              |                                  |                              |                                  |                               |                                  |                              |                                  |                               | 4                                | 0                            | 1                                | 0                             | 0                                | 2                            | 0                                |                               |                                  |                                  |                                    |                                  |        |  |  |  |  |  |
| <b>3 Jorge Cantu, R</b><br>OBP: 0.250, SLG: 0.714    |                              |                                  |                              |                                  |                               |                                  |                              |                                  |                               | 4                                | 1                            | 1                                | 1                             | 0                                | 0                            | 1                                |                               |                                  |                                  |                                    |                                  |        |  |  |  |  |  |
| <b>Eduardo Perez, R</b><br>OBP: 0.500, SLG: 0.500    |                              |                                  |                              |                                  |                               |                                  |                              |                                  |                               | 2                                | 0                            | 1                                | 0                             | 0                                | 0                            | 0                                |                               |                                  |                                  |                                    |                                  |        |  |  |  |  |  |
| <b>Chris Singleton, L</b><br>OBP: 0.167, SLG: 0.167  |                              |                                  |                              |                                  |                               |                                  |                              |                                  |                               | 2                                | 0                            | 0                                | 0                             | 0                                | 0                            | 1                                |                               |                                  |                                  |                                    |                                  |        |  |  |  |  |  |
| <b>Travis Lee, L</b><br>OBP: 0.375, SLG: 0.375       |                              |                                  |                              |                                  |                               |                                  |                              |                                  |                               |                                  | 4                            | 1                                | 1                             | 0                                | 0                            | 0                                | 1                             |                                  |                                  |                                    |                                  |        |  |  |  |  |  |
| <b>Toby Hall, R</b><br>OBP: 0.500, SLG: 0.333        |                              |                                  |                              |                                  |                               |                                  |                              |                                  |                               |                                  | 2                            | 0                                | 0                             | 0                                | 2                            | 1                                | 0                             |                                  |                                  |                                    |                                  |        |  |  |  |  |  |
| <b>Alex Gonzalez, R</b><br>OBP: 0.250, SLG: 0.625    |                              |                                  |                              |                                  |                               |                                  |                              |                                  |                               | 4                                | 1                            | 2                                | 1                             | 0                                | 1                            | 2                                |                               |                                  |                                  |                                    |                                  |        |  |  |  |  |  |
| <b>Inning Stats</b>                                  | R: 0<br>E: 0<br>K: 1<br>S: 9 | H: 0<br>LOB: 0<br>BB: 0<br>P: 15 | R: 0<br>E: 0<br>K: 1<br>S: 7 | H: 1<br>LOB: 1<br>BB: 0<br>P: 12 | R: 0<br>E: 0<br>K: 1<br>S: 11 | H: 1<br>LOB: 2<br>BB: 1<br>P: 21 | R: 0<br>E: 0<br>K: 0<br>S: 7 | H: 0<br>LOB: 0<br>BB: 0<br>P: 10 | R: 1<br>E: 0<br>K: 0<br>S: 10 | H: 1<br>LOB: 0<br>BB: 0<br>P: 15 | R: 0<br>E: 0<br>K: 1<br>S: 7 | H: 0<br>LOB: 0<br>BB: 0<br>P: 13 | R: 2<br>E: 0<br>K: 1<br>S: 13 | H: 3<br>LOB: 2<br>BB: 1<br>P: 27 | R: 0<br>E: 0<br>K: 0<br>S: 8 | H: 1<br>LOB: 1<br>BB: 0<br>P: 11 | R: 0<br>E: 0<br>K: 1<br>S: 10 | H: 0<br>LOB: 0<br>BB: 0<br>P: 16 | 1B: 5<br>2B: 0<br>3B: 0<br>HR: 2 | SF: 0<br>SAC: 0<br>DP: 0<br>HBP: 0 | WP: 2<br>PB: 0<br>SB: 1<br>CS: 0 | PA: 36 |  |  |  |  |  |
| <b>PITCHER</b>                                       | IP                           | WLS                              | BF                           | H                                | R                             | ER                               | SO                           | BB                               | IBB                           | HBP                              | BLK                          | WP                               | HR                            | S                                | P                            | ERA                              | WHIP                          |                                  |                                  |                                    |                                  |        |  |  |  |  |  |
| <b>39 Gustavo Chacin, L</b><br>ERA: 1.8              | 5.0                          |                                  | 19                           | 3                                | 1                             | 1                                | 3                            | 1                                | 0                             | 0                                | 0                            | 1                                | 1                             | 44                               | 73                           | 1.80                             | 0.800                         |                                  |                                  |                                    |                                  |        |  |  |  |  |  |
| <b>22 Brandon League, R</b><br>ERA: 10.8             | 1.2                          |                                  | 8                            | 2                                | 2                             | 2                                | 2                            | 1                                | 0                             | 0                                | 0                            | 1                                | 1                             | 15                               | 30                           | 10.80                            | 1.800                         |                                  |                                  |                                    |                                  |        |  |  |  |  |  |
| <b>Scott Schoeneweis, L</b><br>ERA:                  | 0.2                          | H                                | 3                            | 1                                | 0                             | 0                                | 0                            | 0                                | 0                             | 0                                | 0                            | 1                                | 0                             | 6                                | 11                           | 0.00                             | 1.500                         |                                  |                                  |                                    |                                  |        |  |  |  |  |  |
| <b>Justin Speier, R</b><br>ERA:                      | 0.2                          | H                                | 3                            | 1                                | 0                             | 0                                | 0                            | 0                                | 0                             | 0                                | 0                            | 0                                | 0                             | 7                                | 10                           | 0.00                             | 1.500                         |                                  |                                  |                                    |                                  |        |  |  |  |  |  |
| <b>Miguel Batista, R</b><br>ERA:                     | 1.0                          | S                                | 3                            | 0                                | 0                             | 0                                | 1                            | 0                                | 0                             | 0                                | 0                            | 0                                | 0                             | 10                               | 16                           | 0.00                             | 0.000                         |                                  |                                  |                                    |                                  |        |  |  |  |  |  |

**Toronto Blue Jays @ Tampa Bay Devil Rays**  
Tropicana Field, St. Petersburg, FL  
Tue Apr 05 2005, 7:15 PM EDT  
Att. 9,144 - Dome - 72 F

livebaseballscorecards.com

AB 34  
R 3  
H 7  
RBI 3  
BB 2  
SO 6  
LOB 13






| Batter  | 1                            | 2                                | 3                             | 4                                | 5                            | 6                                 | 7                            | 8                               | 9                            | AB                               | R                             | H                                | RBI                          | BB                               | SO                            | LOB                              | TOP                              |                                    |                                  |        |  |
|---|------------------------------|----------------------------------|-------------------------------|----------------------------------|------------------------------|-----------------------------------|------------------------------|---------------------------------|------------------------------|----------------------------------|-------------------------------|----------------------------------|------------------------------|----------------------------------|-------------------------------|----------------------------------|----------------------------------|------------------------------------|----------------------------------|--------|--|
| 3 Reed Johnson, R<br>OBP: 0.300, SLG: 0.500<br>Gabe Gross, L<br>(9, FH)   | 1-2<br>G1-6-3<br>1B          | 2-1<br>G1-3                      |                               |                                  | 1-2<br>G5-3                  |                                   |                              | 1-1<br>3B<br>1B                 | 1-3<br>K                     | 4                                | 1                             | 2                                | 0                            | 0                                | 0                             | 2                                |                                  |                                    |                                  |        |  |
| Orlando Hudson, S<br>OBP: 0.333, SLG: 0.750                               | 0-0<br>G1-6-3                |                                  | 1-0<br>G6-3                   |                                  |                              | 2-2<br>10<br>G5-4-3<br>1B         |                              | 0-0<br>47<br>1B<br>3B           | 1-2<br>G3-1                  | 5                                | 1                             | 2                                | 1                            | 0                                | 0                             | 3                                |                                  |                                    |                                  |        |  |
| 10 Vernon Wells, R<br>OBP: 0.308, SLG: 0.667                              | 2-1<br>F9                    |                                  | 2-2<br>G6-3                   |                                  |                              | 2-2<br>G5-4-3                     |                              | 0-3<br>K                        |                              | 4                                | 0                             | 0                                | 0                            | 0                                | 1                             | 2                                |                                  |                                    |                                  |        |  |
| 47 Corey Koskie, L<br>OBP: 0.231, SLG: 0.091                              |                              | 0-1<br>P5                        | 3-2<br>F9                     |                                  |                              | 3-3<br>K                          |                              | 1-0<br>1B                       |                              | 4                                | 0                             | 1                                | 1                            | 0                                | 1                             | 0                                |                                  |                                    |                                  |        |  |
| Shea Hillenbrand, R<br>OBP: 0.333, SLG: 0.333                             |                              | 1-0<br>15<br>3B<br>1B            |                               | 0-1<br>L6                        |                              |                                   | 0-2<br>L7                    | 1-0<br>F9                       |                              | 4                                | 1                             | 1                                | 0                            | 0                                | 0                             | 1                                |                                  |                                    |                                  |        |  |
| Frank Menechino, R<br>OBP: 0.400, SLG: 0.250<br>Eric Hinske, L<br>(8, FH) | 1-1<br>15<br>3B<br>1B        |                                  | 2-2<br>G4-3                   |                                  |                              | 4-0<br>9<br>FC5<br>15<br>1B<br>BB |                              | 0-0<br>F9                       |                              | 2                                | 1                             | 1                                | 0                            | 1                                | 0                             | 0                                |                                  |                                    |                                  |        |  |
| 15 Alex Rios, R<br>OBP: 0.250, SLG: 0.571                                 | 1-2<br>8<br>FC1<br>3B        |                                  | 0-0<br>F9                     |                                  |                              | 1 SAFE<br>0-1<br>1-2<br>1B        |                              | 0-0<br>F7                       |                              | 4                                | 1                             | 2                                | 2                            | 0                                | 0                             | 0                                |                                  |                                    |                                  |        |  |
| 9 Gregg Zaun, S<br>OBP: 0.250, SLG: 0.182                                 | 0-2<br>FC5<br>8<br>FC1       |                                  | 0-0<br>P4                     |                                  |                              | 0-1<br>FC5                        |                              | 4-2<br>BB                       |                              | 3                                | 0                             | 0                                | 0                            | 1                                | 0                             | 2                                |                                  |                                    |                                  |        |  |
| 8 Russ Adams, L<br>OBP: 0.200, SLG: 0.400<br>John McDonald, R<br>(7, FH)  | 0-0<br>FC1                   |                                  | 1-0<br>F9                     |                                  |                              | 3-2<br>F8                         |                              | 4-1<br>BB                       |                              | 2                                | 0                             | 0                                | 0                            | 0                                | 0                             | 2                                |                                  |                                    |                                  |        |  |
| Frank Catalanotto, L<br>(9, FH)   | 1-2<br>3-H                   |                                  |                               |                                  |                              |                                   |                              | 1-2<br>BB                       |                              | 0                                | 0                             | 0                                | 0                            | 1                                | 0                             | 0                                |                                  |                                    |                                  |        |  |
| <b>Inning Stats</b>   | R: 0<br>E: 0<br>K: 0<br>S: 7 | H: 1<br>LOB: 0<br>BB: 0<br>P: 10 | R: 2<br>E: 0<br>K: 0<br>S: 14 | H: 3<br>LOB: 2<br>BB: 0<br>P: 19 | R: 0<br>E: 0<br>K: 0<br>S: 9 | H: 0<br>LOB: 0<br>BB: 0<br>P: 15  | R: 0<br>E: 0<br>K: 0<br>S: 6 | H: 0<br>LOB: 0<br>BB: 0<br>P: 8 | R: 0<br>E: 0<br>K: 0<br>S: 5 | H: 1<br>LOB: 0<br>BB: 0<br>P: 20 | R: 1<br>E: 1<br>K: 0<br>S: 11 | H: 1<br>LOB: 1<br>BB: 1<br>P: 18 | R: 2<br>E: 0<br>K: 1<br>S: 9 | H: 3<br>LOB: 1<br>BB: 2<br>P: 12 | R: 0<br>E: 0<br>K: 1<br>S: 11 | H: 0<br>LOB: 2<br>BB: 2<br>P: 21 | 1B: 7<br>2B: 0<br>3B: 2<br>HR: 0 | SF: 0<br>SAC: 0<br>DP: 2<br>HBP: 0 | WP: 0<br>PB: 0<br>SB: 0<br>CS: 0 | PA: 38 |  |
| <b>PITCHER</b>  | IP                           | WLS                              | BF                            | H                                | R                            | ER                                | SO                           | BB                              | IBB                          | HBP                              | BLK                           | WP                               | HR                           | S                                | P                             | ERA                              | WHIP                             |                                    |                                  |        |  |
| Mark Hendrickson, L<br>ERA: 2.7   | (1, 1)                       | 6.2                              | 26                            | 6                                | 3                            | 2                                 | 1                            | 1                               | 0                            | 0                                | 0                             | 0                                | 0                            | 61                               | 14                            | 2.70                             | 1.050                            |                                    |                                  |        |  |
| Travis Harper, R<br>ERA: 9.0  | (7, 1)                       | 0.2                              | 4                             | 2                                | 2                            | 2                                 | 1                            | 0                               | 0                            | 0                                | 0                             | 0                                | 0                            | 10                               | 14                            | 27.00                            | 3.000                            |                                    |                                  |        |  |
| Trever Miller, L<br>ERA:  | (8, 1)                       | 0.0                              | 1                             | 1                                | 0                            | 0                                 | 0                            | 0                               | 0                            | 0                                | 0                             | 0                                | 0                            | 1                                | 2                             | ∞                                | ∞                                |                                    |                                  |        |  |
| Danyes Baez, R<br>ERA:  | (8, 1)                       | 1.2                              | W                             | 7                                | 0                            | 0                                 | 0                            | 1                               | 2                            | 0                                | 0                             | 0                                | 0                            | 13                               | 24                            | 0.00                             | 1.200                            |                                    |                                  |        |  |

Toronto Blue Jays @ Tampa Bay Devil Rays  
Tropicana Field, St. Petersburg, FL  
Wed Apr 06 2005, 4:15 PM EDT  
Att: 8,764 - Dome - 72 F

AB 35  
R 5  
H 9  
RBI 4  
BB 3  
SO 3  
LOB 16



| Batter   | 1                             | 2                                | 3                             | 4                                | 5                            | 6                               | 7                              | 8                                | 9                            | AB                               | R                            | H                                | RBI                          | BB                               | SO                            | LOB                              | BOTTOM                           |                                    |                                  |        |  |
|--|-------------------------------|----------------------------------|-------------------------------|----------------------------------|------------------------------|---------------------------------|--------------------------------|----------------------------------|------------------------------|----------------------------------|------------------------------|----------------------------------|------------------------------|----------------------------------|-------------------------------|----------------------------------|----------------------------------|------------------------------------|----------------------------------|--------|--|
| 13 Carl Crawford, L<br>OBP: 0.250, SLG: 0.667                      | 1-3<br>K                      |                                  | 0-1<br>IHR                    |                                  | 2-3<br>K2-3                  |                                 |                                | 0-1<br>2B<br>3B                  |                              | 4                                | 2                            | 2                                | 1                            | 0                                | 2                             | 0                                |                                  |                                    |                                  |        |  |
| Joey Gathright, L<br>OBP: 0.250, SLG: 0.250                        | 1-1<br>G4-3                   |                                  | 0-0<br>G4-3                   |                                  |                              | 3-2<br>G1-3                     |                                | 0-0<br>2B<br>1B                  |                              | 4                                | 1                            | 1                                | 0                            | 0                                | 0                             | 0                                |                                  |                                    |                                  |        |  |
| Aubrey Huff, L<br>OBP: 0.250, SLG: 0.333                           | 1-2<br>E<br>BLK<br>1B         |                                  | 0-1<br>F9                     |                                  |                              | 1-2<br>G5-4-3<br>1B             |                                | 3-1<br>1B<br>2B                  |                              | 4                                | 1                            | 3                                | 2                            | 0                                | 0                             | 0                                |                                  |                                    |                                  |        |  |
| Travis Lee, L<br>OBP: 0.333, SLG: 0.273                            | 3-2<br>E4                     |                                  | 1-1<br>F7                     |                                  |                              | 0-1<br>G5-4-3                   |                                | 4-0<br>3<br>HR<br>BB             |                              | 3                                | 1                            | 0                                | 0                            | 1                                | 0                             | 2                                |                                  |                                    |                                  |        |  |
| Julio Lugo, R<br>OBP: 0.200, SLG: 0.200<br>Nick Green, R<br>(5, S) | 1-2<br>G6-3                   |                                  |                               | 2-3<br>K                         |                              |                                 | 4-2<br>3<br>1B<br>1B<br>BB     | 0-2<br>P3                        |                              | 2                                | 0                            | 0                                | 0                            | 0                                | 1                             | 2                                |                                  |                                    |                                  |        |  |
| Chris Singleton, L<br>OBP: 0.300, SLG: 0.300                       |                               | 0-3<br>K                         |                               | 2-3<br>K                         |                              |                                 | 0-0<br>G6-4-3<br>3<br>1B<br>BB | 3-2<br>3<br>HR<br>1B             |                              | 4                                | 1                            | 2                                | 1                            | 0                                | 2                             | 0                                |                                  |                                    |                                  |        |  |
| 3 Jorge Cantu, R<br>OBP: 0.417, SLG: 1.000                         |                               | 0-0<br>1B                        |                               | 3-3<br>K                         |                              |                                 | 1-1<br>G6-4-3<br>1B            | 1-2<br>1B<br>HR                  |                              | 4                                | 1                            | 3                                | 3                            | 0                                | 1                             | 0                                |                                  |                                    |                                  |        |  |
| Toby Hall, R<br>OBP: 0.333, SLG: 0.200                             |                               | 1-1<br>P4                        |                               |                                  | 0-2<br>E5<br>G5-4-3          |                                 | 1-0<br>G6-4-3                  | 1-0<br>F9                        |                              | 4                                | 0                            | 0                                | 0                            | 0                                | 0                             | 3                                |                                  |                                    |                                  |        |  |
| Alex Gonzalez, R<br>OBP: 0.167, SLG: 0.417<br>(5, 6)               |                               | 1-1<br>F9                        |                               |                                  | 0-2<br>G5-4-3                |                                 | 1-2<br>2-3<br>3-H              | 0-2<br>K                         |                              | 4                                | 0                            | 0                                | 0                            | 0                                | 2                             | 3                                |                                  |                                    |                                  |        |  |
| <b>Inning Stats</b>  | R: 0<br>E: 1<br>K: 1<br>S: 15 | H: 1<br>LOB: 2<br>BB: 0<br>P: 22 | R: 0<br>E: 0<br>K: 1<br>S: 10 | H: 1<br>LOB: 0<br>BB: 0<br>P: 12 | R: 1<br>E: 0<br>K: 0<br>S: 7 | H: 1<br>LOB: 0<br>BB: 0<br>P: 8 | R: 0<br>E: 0<br>K: 3<br>S: 13  | H: 0<br>LOB: 0<br>BB: 0<br>P: 20 | R: 0<br>E: 1<br>K: 1<br>S: 9 | H: 0<br>LOB: 0<br>BB: 0<br>P: 11 | R: 0<br>E: 0<br>K: 0<br>S: 9 | H: 1<br>LOB: 0<br>BB: 0<br>P: 13 | R: 1<br>E: 0<br>K: 1<br>S: 9 | H: 2<br>LOB: 1<br>BB: 1<br>P: 17 | R: 6<br>E: 0<br>K: 1<br>S: 22 | H: 5<br>LOB: 0<br>BB: 1<br>P: 34 | 1B: 7<br>2B: 1<br>3B: 1<br>HR: 2 | SF: 0<br>SAC: 0<br>DP: 3<br>HBP: 0 | WP: 0<br>PB: 0<br>SB: 0<br>CS: 0 | PA: 36 |  |
| <b>PITCHER</b>   | IP                            | WLS                              | BF                            | H                                | R                            | ER                              | SO                             | BB                               | IBB                          | HBP                              | BLK                          | WP                               | HR                           | S                                | P                             | ERA                              | WHIP                             |                                    |                                  |        |  |
| Josh Towers, R<br>ERA: 1.5   | (1, 1)                        | 6.0                              | 22                            | 4                                | 1                            | 1                               | 6                              | 1                                | 0                            | 0                                | 0                            | 0                                | 0                            | 9                                | 17                            | 9.00                             | 3.000                            |                                    |                                  |        |  |
| 54 Jason Frasor, R<br>ERA: 9.0                                     | (7, 1)                        | 1.0                              | H                             | 5                                | 2                            | 1                               | 1                              | 1                                | 0                            | 0                                | 0                            | 0                                | 0                            | 5                                | 12                            | ∞                                | ∞                                |                                    |                                  |        |  |
| Scott Schoeneweis, L<br>ERA: 0.0                                   | (8, 1)                        | 0.0                              | L                             | 4                                | 3                            | 4                               | 4                              | 0                                | 1                            | 0                                | 0                            | 0                                | 0                            | 5                                | 12                            | ∞                                | ∞                                |                                    |                                  |        |  |
| Justin Speier, R<br>ERA: 10.8                                      | (8, 1)                        | 1.0                              | B                             | 5                                | 2                            | 2                               | 2                              | 1                                | 0                            | 0                                | 0                            | 0                                | 1                            | 17                               | 22                            | 18.00                            | 2.000                            |                                    |                                  |        |  |

Toronto Blue Jays @ Tampa Bay Devil Rays  
Tropicana Field, St. Petersburg, FL  
Wed Apr 06 2005, 4:15 PM EDT  
Att: 8,764 - Dome - 72 F

AB 34  
R 8  
H 11  
RBI 7  
BB 2  
SO 8  
LOB 12









| Batter                                      | 1   | 2                                | 3                            | 4                                | 5                            | 6                                | 7                            | 8                                | 9                            | AB                               | R                             | H                                | RBI                           | BB                               | SO                           | LOB                              | TOP   |                                  |                                  |                                    |                                  |        |
|---|---|----------------------------------|------------------------------|----------------------------------|------------------------------|----------------------------------|------------------------------|----------------------------------|------------------------------|----------------------------------|-------------------------------|----------------------------------|-------------------------------|----------------------------------|------------------------------|----------------------------------|---|----------------------------------|----------------------------------|------------------------------------|----------------------------------|--------|
| Mark Bellhorn, S<br>OBP: 0.350, SLG: 0.421  |   |                                  |                              |                                  |                              |                                  |                              |                                  |                              | 3                                | 0                             | 1                                | 0                             | 1                                | 0                            | 1                                | <b>Boston Red Sox @ Toronto Blue Jays</b><br>Rogers Centre, Toronto, ON<br>Sat Apr 09 2005, 1:07 PM EDT<br>Att: 28,765 - Roof Closed - 68 F |                                  |                                  |                                    |                                  |        |
| Trot Nixon, L<br>OBP: 0.316, SLG: 0.400     |   |                                  |                              |                                  |                              |                                  |                              |                                  |                              | 4                                | 1                             | 2                                | 2                             | 0                                | 0                            | 3                                |   |                                  |                                  |                                    |                                  |        |
| Manny Ramirez, R<br>OBP: 0.227, SLG: 0.150  |   |                                  |                              |                                  |                              |                                  |                              |                                  |                              | 4                                | 1                             | 1                                | 0                             | 0                                | 1                            | 4                                |   |                                  |                                  |                                    |                                  |        |
| 34 David Ortiz, L<br>OBP: 0.524, SLG: 0.947 |   |                                  |                              |                                  |                              |                                  |                              |                                  |                              | 3                                | 1                             | 1                                | 3                             | 1                                | 0                            | 0                                |   |                                  |                                  |                                    |                                  |        |
| Kevin Millar, R<br>OBP: 0.421, SLG: 0.333   |   |                                  |                              |                                  |                              |                                  |                              |                                  |                              | 4                                | 0                             | 0                                | 0                             | 0                                | 0                            | 2                                |   |                                  |                                  |                                    |                                  |        |
| Jason Varitek, S<br>OBP: 0.375, SLG: 0.800  |   |                                  |                              |                                  |                              |                                  |                              |                                  |                              | 4                                | 0                             | 0                                | 0                             | 0                                | 1                            | 0                                |   |                                  |                                  |                                    |                                  |        |
| Jay Payton, R<br>OBP: 0.286, SLG: 0.286     |   |                                  |                              |                                  |                              |                                  |                              |                                  |                              | 4                                | 1                             | 1                                | 0                             | 0                                | 1                            | 0                                |   |                                  |                                  |                                    |                                  |        |
| Bill Mueller, S<br>OBP: 0.286, SLG: 0.211   |   |                                  |                              |                                  |                              |                                  |                              |                                  |                              | 4                                | 0                             | 0                                | 0                             | 0                                | 1                            | 1                                |   |                                  |                                  |                                    |                                  |        |
| Ramón Vázquez, L<br>OBP: 0.500, SLG: 0.500  |   |                                  |                              |                                  |                              |                                  |                              |                                  |                              | 2                                | 1                             | 1                                | 0                             | 0                                | 0                            | 0                                |   |                                  |                                  |                                    |                                  |        |
| Edgar Rentería, R<br>OBP: 0.158, SLG: 0.158 |   |                                  |                              |                                  |                              |                                  |                              |                                  |                              | 2                                | 0                             | 1                                | 0                             | 0                                | 0                            | 0                                |   |                                  |                                  |                                    |                                  |        |
| <b>Inning Stats</b>                         | R: 0<br>E: 0<br>K: 0<br>S: 11                         | H: 1<br>LOB: 2<br>BB: 1<br>P: 17 | R: 0<br>E: 0<br>K: 0<br>S: 6 | H: 0<br>LOB: 0<br>BB: 0<br>P: 10 | R: 1<br>E: 0<br>K: 0<br>S: 8 | H: 2<br>LOB: 0<br>BB: 0<br>P: 11 | R: 0<br>E: 0<br>K: 1<br>S: 8 | H: 0<br>LOB: 0<br>BB: 0<br>P: 15 | R: 0<br>E: 0<br>K: 1<br>S: 8 | H: 0<br>LOB: 0<br>BB: 0<br>P: 12 | R: 3<br>E: 0<br>K: 0<br>S: 16 | H: 3<br>LOB: 0<br>BB: 0<br>P: 27 | R: 1<br>E: 0<br>K: 2<br>S: 14 | H: 2<br>LOB: 2<br>BB: 1<br>P: 23 | R: 0<br>E: 0<br>K: 0<br>S: 9 | H: 0<br>LOB: 0<br>BB: 0<br>P: 15 | R: 0<br>E: 0<br>K: 0<br>S: 6  | H: 0<br>LOB: 0<br>BB: 0<br>P: 14 | 1B: 6<br>2B: 1<br>3B: 0<br>HR: 1 | SF: 0<br>SAC: 0<br>DP: 1<br>HBP: 0 | WP: 0<br>PB: 0<br>SB: 0<br>CS: 0 | PA: 36 |
| <b>PITCHER</b>                              | IP WLS BF H R ER SO BB IBB HBP BLK WP HR S P ERA WHIP |                                  |                              |                                  |                              |                                  |                              |                                  |                              |                                  |                               |                                  |                               |                                  |                              |                                  |   |                                  |                                  |                                    |                                  |        |
| 32 Roy Halladay, R<br>ERA: 4.85             | (1, 1) 6.0 25 7 5 5 2 1 0 0 0 0 0 1 59 94 7.50 1.333  |                                  |                              |                                  |                              |                                  |                              |                                  |                              |                                  |                               |                                  |                               |                                  |                              |                                  |   |                                  |                                  |                                    |                                  |        |
| Scott Schoeneweis, L<br>ERA: 18.0           | (7, 1) 0.2 B 4 1 0 0 1 1 0 0 0 0 0 0 9 17 0.00 3.000  |                                  |                              |                                  |                              |                                  |                              |                                  |                              |                                  |                               |                                  |                               |                                  |                              |                                  |   |                                  |                                  |                                    |                                  |        |
| 54 Jason Frasor, R<br>ERA: 3.86             | (7, 1) 1.1 W 4 0 0 0 1 0 0 0 0 0 0 0 12 19 0.00 0.000 |                                  |                              |                                  |                              |                                  |                              |                                  |                              |                                  |                               |                                  |                               |                                  |                              |                                  |   |                                  |                                  |                                    |                                  |        |
| Justin Speier, R<br>ERA: 6.75               | (9, 1) 1.0 3 0 0 0 0 0 0 0 0 0 0 0 6 14 0.00 0.000    |                                  |                              |                                  |                              |                                  |                              |                                  |                              |                                  |                               |                                  |                               |                                  |                              |                                  |   |                                  |                                  |                                    |                                  |        |

| Batter   | 1   | 2                               | 3                             | 4                                | 5                             | 6                                | 7                            | 8                                | 9                            | AB                              | R                            | H                                | RBI                           | BB                               | SO                            | LOB                              | BOTTOM  |                                    |                                  |        |
|--|---|---------------------------------|-------------------------------|----------------------------------|-------------------------------|----------------------------------|------------------------------|----------------------------------|------------------------------|---------------------------------|------------------------------|----------------------------------|-------------------------------|----------------------------------|-------------------------------|----------------------------------|---|------------------------------------|----------------------------------|--------|
| 3 Reed Johnson, R<br>OBP: 0.333, SLG: 0.429    |   |                                 |                               |                                  |                               |                                  |                              |                                  |                              | 3                               | 0                            | 1                                | 0                             | 0                                | 0                             | 0                                | <b>Boston Red Sox @ Toronto Blue Jays</b><br>Rogers Centre, Toronto, ON<br>Sat Apr 09 2005, 1:07 PM EDT<br>Att: 28,765 - Roof Closed - 68 F |                                    |                                  |        |
| Frank Catalanotto, L<br>OBP: 0.444, SLG: 0.500 |   |                                 |                               |                                  |                               |                                  |                              |                                  |                              | 5                               | 0                            | 0                                | 0                             | 0                                | 1                             | 3                                |   |                                    |                                  |        |
| Gabe Gross, L                                  |   |                                 |                               |                                  |                               |                                  |                              |                                  |                              | 5                               | 2                            | 2                                | 1                             | 0                                | 0                             | 2                                |   |                                    |                                  |        |
| Orlando Hudson, S<br>OBP: 0.182, SLG: 0.409    |   |                                 |                               |                                  |                               |                                  |                              |                                  |                              | 5                               | 0                            | 0                                | 0                             | 0                                | 1                             | 3                                |   |                                    |                                  |        |
| 10 Vernon Wells, R<br>OBP: 0.273, SLG: 0.619   |   |                                 |                               |                                  |                               |                                  |                              |                                  |                              | 5                               | 2                            | 2                                | 1                             | 0                                | 0                             | 2                                |   |                                    |                                  |        |
| 47 Corey Koskie, L<br>OBP: 0.333, SLG: 0.389   |   |                                 |                               |                                  |                               |                                  |                              |                                  |                              | 3                               | 3                            | 2                                | 1                             | 1                                | 0                             | 0                                |   |                                    |                                  |        |
| Shea Hillenbrand, R<br>OBP: 0.400, SLG: 0.600  |   |                                 |                               |                                  |                               |                                  |                              |                                  |                              | 4                               | 3                            | 3                                | 1                             | 0                                | 1                             | 0                                |   |                                    |                                  |        |
| Eric Hinske, L<br>OBP: 0.353, SLG: 0.733       |   |                                 |                               |                                  |                               |                                  |                              |                                  |                              | 3                               | 1                            | 0                                | 2                             | 0                                | 1                             | 1                                |   |                                    |                                  |        |
| 15 Alex Rios, R<br>OBP: 0.429, SLG: 0.692      |   |                                 |                               |                                  |                               |                                  |                              |                                  |                              | 4                               | 2                            | 3                                | 1                             | 0                                | 0                             | 1                                |   |                                    |                                  |        |
| 9 Gregg Zaun, S<br>OBP: 0.300, SLG: 0.421      |   |                                 |                               |                                  |                               |                                  |                              |                                  |                              | 4                               | 1                            | 2                                | 5                             | 0                                | 1                             | 2                                |   |                                    |                                  |        |
| John McDonald, R<br>OBP: 0.429, SLG: 0.571     |   |                                 |                               |                                  |                               |                                  |                              |                                  |                              | 2                               | 0                            | 0                                | 0                             | 0                                | 1                             | 1                                |   |                                    |                                  |        |
| Frank Menechino, R<br>OBP: 0.429, SLG: 0.200   |   |                                 |                               |                                  |                               |                                  |                              |                                  |                              | 0                               | 0                            | 0                                | 0                             | 0                                | 0                             | 0                                |   |                                    |                                  |        |
| 8 Russ Adams, L<br>OBP: 0.444, SLG: 0.875      |   |                                 |                               |                                  |                               |                                  |                              |                                  |                              | 2                               | 0                            | 1                                | 0                             | 0                                | 0                             | 0                                |   |                                    |                                  |        |
| <b>Inning Stats</b>                            | R: 0<br>E: 0<br>K: 0<br>S: 5                          | H: 1<br>LOB: 0<br>BB: 0<br>P: 7 | R: 2<br>E: 0<br>K: 1<br>S: 11 | H: 3<br>LOB: 1<br>BB: 0<br>P: 14 | R: 3<br>E: 0<br>K: 0<br>S: 12 | H: 3<br>LOB: 0<br>BB: 0<br>P: 19 | R: 0<br>E: 0<br>K: 0<br>S: 8 | H: 1<br>LOB: 0<br>BB: 0<br>P: 11 | R: 0<br>E: 0<br>K: 2<br>S: 8 | H: 0<br>LOB: 0<br>BB: 0<br>P: 7 | R: 0<br>E: 0<br>K: 2<br>S: 8 | H: 0<br>LOB: 0<br>BB: 0<br>P: 11 | R: 1<br>E: 0<br>K: 2<br>S: 14 | H: 3<br>LOB: 1<br>BB: 0<br>P: 21 | R: 6<br>E: 0<br>K: 0<br>S: 17 | H: 5<br>LOB: 1<br>BB: 1<br>P: 30 | 1B: 10<br>2B: 2<br>3B: 0<br>HR: 4   | SF: 0<br>SAC: 0<br>DP: 1<br>HBP: 1 | WP: 0<br>PB: 0<br>SB: 0<br>CS: 1 | PA: 39 |
| <b>PITCHER</b>                                 | IP WLS BF H R ER SO BB IBB HBP BLK WP HR S P ERA WHIP |                                 |                               |                                  |                               |                                  |                              |                                  |                              |                                 |                              |                                  |                               |                                  |                               |                                  |   |                                    |                                  |        |
| David Wells, L<br>ERA: 8.44                    | (1, 1) 6.1 L 26 7 6 6 4 0 0 0 0 0 0 0 9 14 8.53 1.421 |                                 |                               |                                  |                               |                                  |                              |                                  |                              |                                 |                              |                                  |                               |                                  |                               |                                  |   |                                    |                                  |        |
| Matt Mantei, R<br>ERA: 13.5                    | (7, 1) 0.2 4 3 1 1 1 0 0 0 0 0 0 0 9 14 13.50 4.500   |                                 |                               |                                  |                               |                                  |                              |                                  |                              |                                 |                              |                                  |                               |                                  |                               |                                  |   |                                    |                                  |        |
| John Halama, L<br>ERA: 16.2                    | (8, 1) 0.0 3 1 0 0 0 1 0 1 0 0 0 0 8 16 ∞ ∞           |                                 |                               |                                  |                               |                                  |                              |                                  |                              |                                 |                              |                                  |                               |                                  |                               |                                  |   |                                    |                                  |        |
| Blaine Neal, R<br>ERA: 20.25                   | (8, 1) 1.0 6 3 5 5 0 0 0 0 0 0 0 1 8 12 45.00 3.000   |                                 |                               |                                  |                               |                                  |                              |                                  |                              |                                 |                              |                                  |                               |                                  |                               |                                  |   |                                    |                                  |        |






| Batter   | 1   | 2                                | 3                             | 4                                | 5                            | 6                                | 7                             | 8                                | 9                             | AB                               | R                            | H                                | RBI                          | BB                               | SO                            | LOB                              | TOP   |                                  |                                    |                                  |
|--|---|----------------------------------|-------------------------------|----------------------------------|------------------------------|----------------------------------|-------------------------------|----------------------------------|-------------------------------|----------------------------------|------------------------------|----------------------------------|------------------------------|----------------------------------|-------------------------------|----------------------------------|---|----------------------------------|------------------------------------|----------------------------------|
| 18 Johnny Damon, L (1, 8)<br>OBP: 0.333, SLG: 0.375                              |   |                                  |                               |                                  |                              |                                  |                               |                                  |                               | 5                                | 0                            | 2                                | 0                            | 0                                | 1                             | 0                                | <b>Boston Red Sox @ Toronto Blue Jays</b><br>Rogers Centre, Toronto, ON<br>Sun Apr 10 2005, 1:07 PM EDT<br>Att: 22,845 - Roof Closed - 68 F |                                  |                                    |                                  |
| Edgar Renteria, R (1, 6)<br>OBP: 0.167, SLG: 0.167                               |   |                                  |                               |                                  |                              |                                  |                               |                                  |                               | 5                                | 0                            | 1                                | 2                            | 0                                | 1                             | 1                                |   |                                  |                                    |                                  |
| Manny Ramirez, R (1, 7)<br>OBP: 0.259, SLG: 0.240                                |   |                                  |                               |                                  |                              |                                  |                               |                                  |                               | 5                                | 0                            | 2                                | 0                            | 0                                | 1                             | 3                                |   |                                  |                                    |                                  |
| 34 David Ortiz, L (1, 10)<br>OBP: 0.480, SLG: 0.870                              |   |                                  |                               |                                  |                              |                                  |                               |                                  |                               | 4                                | 1                            | 1                                | 0                            | 0                                | 0                             | 3                                |   |                                  |                                    |                                  |
| Kevin Millar, R (1, 3)<br>OBP: 0.348, SLG: 0.263                                 |   |                                  |                               |                                  |                              |                                  |                               |                                  |                               | 4                                | 0                            | 0                                | 0                            | 0                                | 1                             | 2                                |   |                                  |                                    |                                  |
| Jason Varitek, S (1, 2)<br>OBP: 0.400, SLG: 0.737                                |   |                                  |                               |                                  |                              |                                  |                               |                                  |                               | 4                                | 1                            | 2                                | 0                            | 0                                | 2                             | 0                                |   |                                  |                                    |                                  |
| Jay Payton, R (1, 9)<br>Trot Nixon, L (9, PH)<br>OBP: 0.300, SLG: 0.375          |   |                                  |                               |                                  |                              |                                  |                               |                                  |                               | 2                                | 0                            | 1                                | 1                            | 0                                | 0                             | 0                                |   |                                  |                                    |                                  |
| 20 Kevin Youkilis, R (1, 5)<br>Bill Mueller, S (9, PH)<br>OBP: 0.275, SLG: 0.200 |   |                                  |                               |                                  |                              |                                  |                               |                                  |                               | 2                                | 0                            | 1                                | 0                            | 1                                | 1                             | 0                                |   |                                  |                                    |                                  |
| Mark Bellhorn, S (1, 4)<br>OBP: 0.333, SLG: 0.364                                |   |                                  |                               |                                  |                              |                                  |                               |                                  |                               | 3                                | 1                            | 0                                | 0                            | 1                                | 2                             | 4                                |   |                                  |                                    |                                  |
| <b>Inning Stats</b>  | R: 0<br>E: 0<br>K: 2<br>S: 8                          | H: 0<br>LOB: 0<br>BB: 0<br>P: 11 | R: 1<br>E: 0<br>K: 1<br>S: 15 | H: 2<br>LOB: 2<br>BB: 1<br>P: 23 | R: 0<br>E: 0<br>K: 3<br>S: 8 | H: 1<br>LOB: 1<br>BB: 0<br>P: 14 | R: 0<br>E: 0<br>K: 3<br>S: 12 | H: 2<br>LOB: 2<br>BB: 0<br>P: 20 | R: 0<br>E: 0<br>K: 1<br>S: 10 | H: 0<br>LOB: 0<br>BB: 0<br>P: 14 | R: 0<br>E: 0<br>K: 1<br>S: 6 | H: 0<br>LOB: 0<br>BB: 0<br>P: 12 | R: 0<br>E: 0<br>K: 1<br>S: 8 | H: 1<br>LOB: 1<br>BB: 0<br>P: 10 | R: 2<br>E: 0<br>K: 0<br>S: 16 | H: 3<br>LOB: 2<br>BB: 1<br>P: 27 |   | 1B: 7<br>2B: 3<br>3B: 0<br>HR: 0 | SF: 1<br>SAC: 0<br>DP: 0<br>HBP: 0 | WP: 0<br>PB: 0<br>SB: 1<br>CS: 0 |
| <b>PITCHER</b>   | IP WLS BF H R ER SO BB IBB HBP BLK WP HR S P ERA WHIP |                                  |                               |                                  |                              |                                  |                               |                                  |                               |                                  |                              |                                  |                              |                                  |                               |                                  |   |                                  |                                    |                                  |
| Ted Lilly, L (1, 1)<br>ERA: 1.8  | 5.0   | 22                               | 6                             | 1                                | 1                            | 6                                | 1                             | 0                                | 0                             | 0                                | 0                            | 0                                | 0                            | 53                               | 82                            | 1.80                             | 1.400   |                                  |                                    |                                  |
| Pete Walker, R (6, 1)<br>ERA:  | 2.1   | 8                                | 1                             | 0                                | 0                            | 3                                | 0                             | 0                                | 0                             | 0                                | 0                            | 0                                | 0                            | 19                               | 30                            | 0.00                             | 0.429   |                                  |                                    |                                  |
| Scott Schoeneweis, L (8, 1)<br>ERA: 15.43  | 0.1   | 1                                | 0                             | 0                                | 0                            | 0                                | 0                             | 0                                | 0                             | 0                                | 0                            | 0                                | 0                            | 1                                | 1                             | 0.00                             | 0.000   |                                  |                                    |                                  |
| Miguel Batista, R (8, 1)<br>ERA: 4.91  | 1.1   | 8                                | 3                             | 2                                | 2                            | 0                                | 1                             | 0                                | 0                             | 0                                | 0                            | 0                                | 0                            | 18                               | 29                            | 13.50                            | 3.000   |                                  |                                    |                                  |

| Batter  | 1   | 2                                | 3                             | 4                                | 5                             | 6                                | 7                            | 8                                | 9                             | AB                               | R                            | H                                | RBI                          | BB                              | SO                            | LOB                              | BOTTOM  |                              |                                 |                                  |                                    |                                  |
|---|---|----------------------------------|-------------------------------|----------------------------------|-------------------------------|----------------------------------|------------------------------|----------------------------------|-------------------------------|----------------------------------|------------------------------|----------------------------------|------------------------------|---------------------------------|-------------------------------|----------------------------------|---|------------------------------|---------------------------------|----------------------------------|------------------------------------|----------------------------------|
| Frank Catalanotto, L (1, 7)<br>OBP: 0.385, SLG: 0.364 |   |                                  |                               |                                  |                               |                                  |                              |                                  |                               | 3                                | 0                            | 0                                | 0                            | 1                               | 0                             | 2                                | <b>Boston Red Sox @ Toronto Blue Jays</b><br>Rogers Centre, Toronto, ON<br>Sun Apr 10 2005, 1:07 PM EDT<br>Att: 22,845 - Roof Closed - 68 F |                              |                                 |                                  |                                    |                                  |
| 3 Reed Johnson, R (8, 7)<br>OBP: 0.375, SLG: 0.467    |   |                                  |                               |                                  |                               |                                  |                              |                                  |                               | 1                                | 1                            | 1                                | 0                            | 0                               | 0                             | 0                                |   |                              |                                 |                                  |                                    |                                  |
| Orlando Hudson, S (1, 4)<br>OBP: 0.259, SLG: 0.481    |   |                                  |                               |                                  |                               |                                  |                              |                                  |                               | 5                                | 1                            | 3                                | 1                            | 0                               | 1                             | 1                                |   |                              |                                 |                                  |                                    |                                  |
| 10 Vernon Wells, R (1, 8)<br>OBP: 0.269, SLG: 0.560   |   |                                  |                               |                                  |                               |                                  |                              |                                  |                               | 4                                | 1                            | 1                                | 0                            | 0                               | 2                             | 3                                |   |                              |                                 |                                  |                                    |                                  |
| 47 Corey Koskie, L (1, 10)<br>OBP: 0.320, SLG: 0.333  |   |                                  |                               |                                  |                               |                                  |                              |                                  |                               | 3                                | 0                            | 0                                | 0                            | 1                               | 0                             | 3                                |   |                              |                                 |                                  |                                    |                                  |
| Shea Hillenbrand, R (1, 5)<br>OBP: 0.375, SLG: 0.522  |   |                                  |                               |                                  |                               |                                  |                              |                                  |                               | 3                                | 1                            | 0                                | 0                            | 0                               | 1                             | 3                                |   |                              |                                 |                                  |                                    |                                  |
| Eric Hinske, L (1, 3)<br>OBP: 0.426, SLG: 0.737       |   |                                  |                               |                                  |                               |                                  |                              |                                  |                               | 4                                | 0                            | 3                                | 2                            | 0                               | 0                             | 0                                |   |                              |                                 |                                  |                                    |                                  |
| 15 Alex Rios, R (1, 9)<br>OBP: 0.444, SLG: 0.688      |   |                                  |                               |                                  |                               |                                  |                              |                                  |                               | 3                                | 0                            | 1                                | 0                            | 1                               | 0                             | 1                                |   |                              |                                 |                                  |                                    |                                  |
| Greg Myers, L (1, 2)<br>OBP: 0.385, SLG: 0.636        |   |                                  |                               |                                  |                               |                                  |                              |                                  |                               | 3                                | 0                            | 0                                | 0                            | 1                               | 1                             | 2                                |   |                              |                                 |                                  |                                    |                                  |
| <b>Inning Stats</b>                                   | R: 0<br>E: 0<br>K: 2<br>S: 11                         | H: 0<br>LOB: 1<br>BB: 1<br>P: 20 | R: 0<br>E: 0<br>K: 1<br>S: 10 | H: 1<br>LOB: 0<br>BB: 0<br>P: 20 | R: 0<br>E: 0<br>K: 1<br>S: 10 | H: 1<br>LOB: 1<br>BB: 1<br>P: 17 | R: 1<br>E: 0<br>K: 1<br>S: 8 | H: 1<br>LOB: 1<br>BB: 1<br>P: 15 | R: 2<br>E: 0<br>K: 1<br>S: 10 | H: 3<br>LOB: 1<br>BB: 1<br>P: 20 | R: 0<br>E: 0<br>K: 0<br>S: 5 | H: 0<br>LOB: 0<br>BB: 1<br>P: 16 | R: 0<br>E: 0<br>K: 0<br>S: 5 | H: 0<br>LOB: 0<br>BB: 0<br>P: 6 | R: 0<br>E: 0<br>K: 0<br>S: 10 | H: 1<br>LOB: 1<br>BB: 0<br>P: 16 |   | R: 1<br>E: 0<br>K: 0<br>S: 6 | H: 2<br>LOB: 1<br>BB: 0<br>P: 8 | 1B: 7<br>2B: 2<br>3B: 0<br>HR: 0 | SF: 0<br>SAC: 0<br>DP: 1<br>HBP: 1 | WP: 0<br>PB: 0<br>SB: 0<br>CS: 0 |
| <b>PITCHER</b>  | IP WLS BF H R ER SO BB IBB HBP BLK WP HR S P ERA WHIP |                                  |                               |                                  |                               |                                  |                              |                                  |                               |                                  |                              |                                  |                              |                                 |                               |                                  |   |                              |                                 |                                  |                                    |                                  |
| 30 Matt Clement, R (1, 1)<br>ERA: 4.35                | 6.0   | 28                               | 6                             | 3                                | 3                             | 6                                | 5                            | 0                                | 0                             | 0                                | 0                            | 0                                | 0                            | 59                              | 108                           | 4.50                             | 1.833   |                              |                                 |                                  |                                    |                                  |
| Alan Embree, L (7, 1)<br>ERA: 4.5                     | 1.0   | 3                                | 0                             | 0                                | 0                             | 0                                | 0                            | 0                                | 0                             | 0                                | 0                            | 0                                | 0                            | 5                               | 6                             | 0.00                             | 0.000   |                              |                                 |                                  |                                    |                                  |
| 50 Mike Timlin, R (8, 1)<br>ERA: 2.25                 | 1.1   | 7                                | 3                             | 1                                | 1                             | 0                                | 0                            | 0                                | 0                             | 0                                | 0                            | 0                                | 0                            | 16                              | 24                            | 6.75                             | 2.250   |                              |                                 |                                  |                                    |                                  |

|     |    |
|-----|----|
| AB  | 36 |
| R   | 3  |
| H   | 10 |
| RBI | 3  |
| BB  | 2  |
| SO  | 9  |
| LOB | 15 |



|     |    |
|-----|----|
| AB  | 32 |
| R   | 4  |
| H   | 9  |
| RBI | 3  |
| BB  | 5  |
| SO  | 6  |
| LOB | 19 |









| Batter  | 1   | 2                               | 3                            | 4                               | 5                            | 6                               | 7                             | 8                                | 9                            | AB                               | R                             | H                                | RBI                          | BB                              | SO                            | LOB                              | TOP  |                                    |                                  |        |
|---|---|---------------------------------|------------------------------|---------------------------------|------------------------------|---------------------------------|-------------------------------|----------------------------------|------------------------------|----------------------------------|-------------------------------|----------------------------------|------------------------------|---------------------------------|-------------------------------|----------------------------------|--|------------------------------------|----------------------------------|--------|
| Frank Catalanotto, L (1,7)<br>OBP: 0.364, SLG: 0.474<br>3 Reed Johnson, R (7,7)<br>OBP: 0.375, SLG: 0.467 |   |                                 |                              |                                 |                              |                                 |                               |                                  |                              | 4                                | 0                             | 1                                | 0                            | 0                               | 1                             | 1                                | Toronto Blue Jays @ Oakland Athletics<br>McAfee Coliseum, Oakland, CA<br>Tue Apr 12 2005, 10:05 PM EDT<br>Att: 10,106 - Partly Cloudy - 57 F |                                    |                                  |        |
| Orlando Hudson, S (1,4)<br>OBP: 0.222, SLG: 0.389   |   |                                 |                              |                                 |                              |                                 |                               |                                  |                              | 4                                | 0                             | 0                                | 0                            | 0                               | 1                             | 2                                |  |                                    |                                  |        |
| 10 Vernon Wells, R (1,8)<br>OBP: 0.200, SLG: 0.424  |   |                                 |                              |                                 |                              |                                 |                               |                                  |                              | 4                                | 0                             | 0                                | 0                            | 0                               | 0                             |                                  |  |                                    |                                  |        |
| 47 Corey Koskie, L (1,5)<br>OBP: 0.364, SLG: 0.333<br>Frank Menechino, R (7,5)<br>OBP: 0.375, SLG: 0.167  |   |                                 |                              |                                 |                              |                                 |                               |                                  |                              | 3                                | 1                             | 1                                | 0                            | 0                               | 0                             | 0                                |  |                                    |                                  |        |
| Shea Hillenbrand, R (1,10)<br>OBP: 0.394, SLG: 0.516  |   |                                 |                              |                                 |                              |                                 |                               |                                  |                              | 4                                | 1                             | 2                                | 0                            | 0                               | 0                             | 0                                |  |                                    |                                  |        |
| Eric Hinske, L (1,3)<br>OBP: 0.467, SLG: 0.778  |   |                                 |                              |                                 |                              |                                 |                               |                                  |                              | 3                                | 1                             | 1                                | 3                            | 1                               | 1                             | 0                                |  |                                    |                                  |        |
| 15 Alex Rios, R (1,9)<br>OBP: 0.370, SLG: 0.500   |   |                                 |                              |                                 |                              |                                 |                               |                                  |                              | 4                                | 1                             | 0                                | 0                            | 0                               | 1                             | 2                                |  |                                    |                                  |        |
| 9 Gregg Zaun, S (1,2)<br>OBP: 0.448, SLG: 0.591   |   |                                 |                              |                                 |                              |                                 |                               |                                  |                              | 2                                | 1                             | 1                                | 1                            | 2                               | 0                             | 1                                |  |                                    |                                  |        |
| 8 Russ Adams, L (1,6)<br>OBP: 0.318, SLG: 0.500   |   |                                 |                              |                                 |                              |                                 |                               |                                  |                              | 4                                | 0                             | 0                                | 1                            | 0                               | 0                             | 2                                |  |                                    |                                  |        |
| <b>Inning Stats</b>   | R: 0<br>E: 0<br>K: 1<br>S: 5                          | H: 0<br>LOB: 0<br>BB: 0<br>P: 6 | R: 0<br>E: 0<br>K: 0<br>S: 6 | H: 0<br>LOB: 0<br>BB: 0<br>P: 7 | R: 1<br>E: 1<br>K: 0<br>S: 7 | H: 0<br>LOB: 0<br>BB: 0<br>P: 9 | R: 3<br>E: 0<br>K: 1<br>S: 14 | H: 3<br>LOB: 0<br>BB: 0<br>P: 24 | R: 0<br>E: 0<br>K: 0<br>S: 7 | H: 1<br>LOB: 2<br>BB: 1<br>P: 14 | R: 0<br>E: 0<br>K: 1<br>S: 15 | H: 1<br>LOB: 1<br>BB: 1<br>P: 24 | R: 0<br>E: 0<br>K: 1<br>S: 6 | H: 0<br>LOB: 0<br>BB: 0<br>P: 7 | R: 1<br>E: 0<br>K: 1<br>S: 10 | H: 1<br>LOB: 0<br>BB: 0<br>P: 18 | 1B: 4<br>2B: 0<br>3B: 0<br>HR: 2   | SF: 0<br>SAC: 0<br>DP: 1<br>HBP: 0 | WP: 0<br>PB: 0<br>SB: 1<br>CS: 0 | PA: 36 |
| <b>PITCHER</b>  | IP WLS BF H R ER SO BB IBB HBP BLK WP HR S P ERA WHIP |                                 |                              |                                 |                              |                                 |                               |                                  |                              |                                  |                               |                                  |                              |                                 |                               |                                  |  |                                    |                                  |        |
| Dan Haren, R (1,1)<br>ERA: 2.77   | 7.0 L 29 5 4 3 3 3 0 0 0 0 0 1 61 100 3.86 1.143      |                                 |                              |                                 |                              |                                 |                               |                                  |                              |                                  |                               |                                  |                              |                                 |                               |                                  |  |                                    |                                  |        |
| 58 Justin Duchschere, R (8,1)<br>ERA: 1.29  | 2.0 7 1 1 1 2 0 0 0 0 0 0 1 16 25 4.50 0.500          |                                 |                              |                                 |                              |                                 |                               |                                  |                              |                                  |                               |                                  |                              |                                 |                               |                                  |  |                                    |                                  |        |

| Batter   | 1   | 2                                | 3                             | 4                                | 5                             | 6                                | 7                            | 8                                | 9                             | AB                               | R                             | H                                | RBI                          | BB                               | SO                            | LOB                              | BOTTOM   |                                    |                                  |        |
|--|---|----------------------------------|-------------------------------|----------------------------------|-------------------------------|----------------------------------|------------------------------|----------------------------------|-------------------------------|----------------------------------|-------------------------------|----------------------------------|------------------------------|----------------------------------|-------------------------------|----------------------------------|--|------------------------------------|----------------------------------|--------|
| 21 Mark Kotsay, L (1,8)<br>OBP: 0.432, SLG: 0.471  |   |                                  |                               |                                  |                               |                                  |                              |                                  |                               | 5                                | 0                             | 2                                | 0                            | 0                                | 0                             | 1                                | Toronto Blue Jays @ Oakland Athletics<br>McAfee Coliseum, Oakland, CA<br>Tue Apr 12 2005, 10:05 PM EDT<br>Att: 10,106 - Partly Cloudy - 57 F |                                    |                                  |        |
| Charles Thomas, L (1,7)  |   |                                  |                               |                                  |                               |                                  |                              |                                  |                               | 3                                | 0                             | 0                                | 0                            | 1                                | 1                             | 2                                |  |                                    |                                  |        |
| Jason Kendall, R (1,2)<br>OBP: 0.242, SLG: 0.219   |   |                                  |                               |                                  |                               |                                  |                              |                                  |                               | 4                                | 0                             | 0                                | 0                            | 0                                | 2                             | 2                                |  |                                    |                                  |        |
| 3 Eric Chavez, L (1,5)<br>OBP: 0.343, SLG: 0.357   |   |                                  |                               |                                  |                               |                                  |                              |                                  |                               | 4                                | 0                             | 1                                | 0                            | 0                                | 0                             | 2                                |  |                                    |                                  |        |
| Erubiel Durazo, L (1,10)<br>OBP: 0.290, SLG: 0.185   |   |                                  |                               |                                  |                               |                                  |                              |                                  |                               | 3                                | 1                             | 1                                | 0                            | 1                                | 0                             | 3                                |  |                                    |                                  |        |
| Scott Hatteberg, L (1,3)<br>OBP: 0.397, SLG: 0.464   |   |                                  |                               |                                  |                               |                                  |                              |                                  |                               | 4                                | 1                             | 1                                | 0                            | 0                                | 1                             | 2                                |  |                                    |                                  |        |
| 14 Mark Ellis, R (1,4)<br>OBP: 0.421, SLG: 0.353   |   |                                  |                               |                                  |                               |                                  |                              |                                  |                               | 3                                | 0                             | 0                                | 0                            | 1                                | 1                             | 2                                |  |                                    |                                  |        |
| Nick Swisher, S (1,9)<br>OBP: 0.226, SLG: 0.433  |   |                                  |                               |                                  |                               |                                  |                              |                                  |                               | 4                                | 0                             | 1                                | 2                            | 0                                | 2                             | 1                                |  |                                    |                                  |        |
| Marco Scutaro, R (1,6)<br>OBP: 0.346, SLG: 0.348<br>Keith Ginter, R (8,PH)<br>OBP: 0.263, SLG: 0.500 |   |                                  |                               |                                  |                               |                                  |                              |                                  |                               | 3                                | 0                             | 1                                | 0                            | 0                                | 0                             | 1                                |  |                                    |                                  |        |
| <b>Inning Stats</b>  | R: 0<br>E: 0<br>K: 0<br>S: 10                         | H: 0<br>LOB: 0<br>BB: 0<br>P: 14 | R: 2<br>E: 0<br>K: 1<br>S: 15 | H: 3<br>LOB: 1<br>BB: 0<br>P: 22 | R: 0<br>E: 0<br>K: 1<br>S: 11 | H: 1<br>LOB: 2<br>BB: 1<br>P: 20 | R: 0<br>E: 0<br>K: 1<br>S: 9 | H: 0<br>LOB: 0<br>BB: 0<br>P: 12 | R: 0<br>E: 0<br>K: 1<br>S: 11 | H: 1<br>LOB: 1<br>BB: 0<br>P: 14 | R: 0<br>E: 0<br>K: 1<br>S: 10 | H: 2<br>LOB: 2<br>BB: 0<br>P: 14 | R: 0<br>E: 0<br>K: 1<br>S: 8 | H: 0<br>LOB: 1<br>BB: 1<br>P: 17 | R: 0<br>E: 0<br>K: 1<br>S: 10 | H: 0<br>LOB: 1<br>BB: 1<br>P: 16 | 1B: 6<br>2B: 1<br>3B: 0<br>HR: 0   | SF: 0<br>SAC: 0<br>DP: 0<br>HBP: 0 | WP: 0<br>PB: 0<br>SB: 0<br>CS: 0 | PA: 37 |
| <b>PITCHER</b>   | IP WLS BF H R ER SO BB IBB HBP BLK WP HR S P ERA WHIP |                                  |                               |                                  |                               |                                  |                              |                                  |                               |                                  |                               |                                  |                              |                                  |                               |                                  |  |                                    |                                  |        |
| Josh Towers, R (1,1)<br>ERA: 2.15  | 6.2 W 27 6 2 2 2 0 0 0 0 0 0 5 8 0.00 1.500           |                                  |                               |                                  |                               |                                  |                              |                                  |                               |                                  |                               |                                  |                              |                                  |                               |                                  |  |                                    |                                  |        |
| 22 Brandon League, R (7,1)<br>ERA: 9.82  | 0.2 H 3 1 0 0 0 0 0 0 0 0 0 5 8 0.00 1.500            |                                  |                               |                                  |                               |                                  |                              |                                  |                               |                                  |                               |                                  |                              |                                  |                               |                                  |  |                                    |                                  |        |
| Scott Schoeneweis, L (8,1)<br>ERA: 12.0  | 0.2 H 3 0 0 0 0 1 1 0 0 0 0 6 14 0.00 1.500           |                                  |                               |                                  |                               |                                  |                              |                                  |                               |                                  |                               |                                  |                              |                                  |                               |                                  |  |                                    |                                  |        |
| Miguel Batista, R (9,1)<br>ERA: 3.86   | 1.0 S 4 0 0 0 0 1 1 0 0 0 0 0 10 16 0.00 1.000        |                                  |                               |                                  |                               |                                  |                              |                                  |                               |                                  |                               |                                  |                              |                                  |                               |                                  |  |                                    |                                  |        |

AB 33  
R 5  
H 6  
RBI 5  
BB 3  
SO 5  
LOB 8

AB 34  
R 2  
H 7  
RBI 2  
BB 3  
SO 8  
LOB 17



| Batter  | 1                             | 2                                | 3                            | 4                               | 5                             | 6                                | 7                            | 8                                | 9                            | AB                               | R                            | H                                | RBI                          | BB                               | SO                            | LOB                              | TOP  |                               |                                  |                                  |                                    |                                  |        |  |  |
|---|-------------------------------|----------------------------------|------------------------------|---------------------------------|-------------------------------|----------------------------------|------------------------------|----------------------------------|------------------------------|----------------------------------|------------------------------|----------------------------------|------------------------------|----------------------------------|-------------------------------|----------------------------------|--|-------------------------------|----------------------------------|----------------------------------|------------------------------------|----------------------------------|--------|--|--|
| Frank Catalanotto, L (1, 10)<br>OBP: 0.385, SLG: 0.455  | F8                            |                                  | 1B                           |                                 |                               | G4-6-3<br>BB                     |                              | G4-3                             |                              | 3                                | 0                            | 1                                | 0                            | 1                                | 0                             | 0                                | Toronto Blue Jays @ Oakland Athletics<br>McAfee Coliseum, Oakland, CA<br>Wed Apr 13 2005, 10:05 PM EDT<br>Att: 15,860 - Clear - 57 F |                               |                                  |                                  |                                    |                                  |        |  |  |
| Orlando Hudson, S (1, 4)<br>OBP: 0.225, SLG: 0.375  | G6-3                          |                                  | G1-3                         |                                 |                               | G4-6-3<br>1-2                    |                              | 1B                               |                              | 4                                | 0                            | 1                                | 0                            | 0                                | 0                             | 2                                |  |                               |                                  |                                  |                                    |                                  |        |  |  |
| 10 Vernon Wells, R (1, 8)<br>OBP: 0.231, SLG: 0.417   | BB                            |                                  |                              |                                 | P2                            | 1B                               |                              | K                                |                              | 3                                | 0                            | 1                                | 0                            | 1                                | 1                             |                                  |  |                               |                                  |                                  |                                    |                                  |        |  |  |
| Eric Hinske, L (1, 3)<br>OBP: 0.441, SLG: 0.700   | G4-3                          |                                  |                              |                                 | P5                            | G1-3                             |                              |                                  |                              | 3                                | 1                            | 0                                | 0                            | 1                                | 0                             | 2                                |  |                               |                                  |                                  |                                    |                                  |        |  |  |
| Shea Hillenbrand, R (1, 5)<br>OBP: 0.378, SLG: 0.514  | F9                            |                                  | L9                           |                                 |                               |                                  |                              | K                                |                              | 4                                | 1                            | 1                                | 0                            | 0                                | 1                             | 1                                |  |                               |                                  |                                  |                                    |                                  |        |  |  |
| 9 Gregg Zaun, S (1, 2)<br>OBP: 0.424, SLG: 0.577  | F8                            |                                  |                              |                                 | G4-3                          |                                  |                              | 2B                               |                              | 4                                | 0                            | 1                                | 0                            | 0                                | 0                             | 1                                |  |                               |                                  |                                  |                                    |                                  |        |  |  |
| 15 Alex Rios, R (1, 9)<br>OBP: 0.355, SLG: 0.464  | L6                            |                                  |                              |                                 | K                             |                                  |                              | G6-3                             |                              | 4                                | 0                            | 1                                | 2                            | 0                                | 1                             | 1                                |  |                               |                                  |                                  |                                    |                                  |        |  |  |
| 8 Russ Adams, L (1, 6)<br>OBP: 0.308, SLG: 0.435  |                               |                                  | K                            |                                 | K                             |                                  |                              | BB                               |                              | 3                                | 0                            | 0                                | 0                            | 1                                | 3                             | 1                                |  |                               |                                  |                                  |                                    |                                  |        |  |  |
| 3 Reed Johnson, R (1, 7)<br>OBP: 0.350, SLG: 0.579  | G3-1                          |                                  |                              |                                 |                               | HR                               |                              | G6-3                             |                              | 4                                | 1                            | 1                                | 1                            | 0                                | 1                             | 2                                |  |                               |                                  |                                  |                                    |                                  |        |  |  |
| <b>Inning Stats</b>   | R: 0<br>E: 0<br>K: 0<br>S: 10 | H: 0<br>LOB: 1<br>BB: 1<br>P: 18 | R: 0<br>E: 0<br>K: 0<br>S: 5 | H: 0<br>LOB: 0<br>BB: 0<br>P: 7 | R: 0<br>E: 0<br>K: 1<br>S: 10 | H: 1<br>LOB: 1<br>BB: 0<br>P: 14 | R: 0<br>E: 0<br>K: 0<br>S: 9 | H: 0<br>LOB: 0<br>BB: 0<br>P: 13 | R: 0<br>E: 0<br>K: 2<br>S: 9 | H: 0<br>LOB: 0<br>BB: 0<br>P: 10 | R: 1<br>E: 0<br>K: 0<br>S: 8 | H: 2<br>LOB: 1<br>BB: 1<br>P: 15 | R: 1<br>E: 0<br>K: 1<br>S: 9 | H: 2<br>LOB: 0<br>BB: 0<br>P: 14 | R: 0<br>E: 0<br>K: 1<br>S: 15 | H: 1<br>LOB: 0<br>BB: 0<br>P: 20 |  | R: 1<br>E: 0<br>K: 2<br>S: 15 | H: 1<br>LOB: 2<br>BB: 2<br>P: 25 | 1B: 4<br>2B: 2<br>3B: 0<br>HR: 1 | SF: 0<br>SAC: 0<br>DP: 1<br>HBP: 0 | WP: 0<br>PB: 0<br>SB: 0<br>CS: 1 | PA: 36 |  |  |
| <b>PITCHER</b>  | IP                            | WLS                              | BF                           | H                               | R                             | ER                               | SO                           | BB                               | IBB                          | HBP                              | BLK                          | WP                               | HR                           | S                                | P                             | ERA                              | WHIP   |                               |                                  |                                  |                                    |                                  |        |  |  |
| Joe Blanton, R (1, 1)<br>ERA: 2.45<br>20 Huston Street, R (7, 1)<br>ERA: 1.8<br>50 Kiko Calero, R (8, 1)<br>ERA:<br>Octavio Dotel, R (9, 1)<br>ERA: 3.0 | 6.0                           |                                  | 22                           | 3                               | 1                             | 1                                | 3                            | 2                                | 0                            | 0                                | 0                            | 0                                | 0                            | 9                                | 14                            | 1.50                             | 0.833  |                               |                                  |                                  |                                    |                                  |        |  |  |

| Batter   | 1                            | 2                                | 3                            | 4                                | 5                             | 6                                | 7                            | 8                                | 9                            | AB                               | R                             | H                                | RBI                          | BB                               | SO                            | LOB                              | BOTTOM   |                                  |                                    |                                  |        |  |  |  |  |
|--|------------------------------|----------------------------------|------------------------------|----------------------------------|-------------------------------|----------------------------------|------------------------------|----------------------------------|------------------------------|----------------------------------|-------------------------------|----------------------------------|------------------------------|----------------------------------|-------------------------------|----------------------------------|--|----------------------------------|------------------------------------|----------------------------------|--------|--|--|--|--|
| 21 Mark Kotsay, L (1, 8)<br>OBP: 0.439, SLG: 0.486   | F7                           |                                  | G1-3                         |                                  |                               | 2B                               |                              | 3B<br>1B<br>E<br>IBB             |                              | 3                                | 2                             | 1                                | 0                            | 1                                | 0                             | 0                                | Toronto Blue Jays @ Oakland Athletics<br>McAfee Coliseum, Oakland, CA<br>Wed Apr 13 2005, 10:05 PM EDT<br>Att: 15,860 - Clear - 57 F |                                  |                                    |                                  |        |  |  |  |  |
| Jason Kendall, R (1, 2)<br>OBP: 0.270, SLG: 0.278  | F9                           |                                  |                              |                                  | G6-3                          | 2B                               |                              | E<br>3B<br>BB<br>FC1-2<br>1B     |                              | 4                                | 0                             | 2                                | 2                            | 0                                | 0                             |                                  |  |                                  |                                    |                                  |        |  |  |  |  |
| 3 Eric Chavez, L (1, 5)<br>OBP: 0.359, SLG: 0.355  | 1B                           |                                  |                              |                                  | F8                            | F8                               |                              | FC1-2<br>1B<br>E<br>BB           |                              | 3                                | 1                             | 1                                | 0                            | 1                                | 0                             | 1                                |  |                                  |                                    |                                  |        |  |  |  |  |
| Erubiel Durazo, L (1, 10)<br>OBP: 0.257, SLG: 0.161  | K                            |                                  |                              |                                  | G1-3                          | G1-3                             |                              | E2<br>FC1-2<br>1B                |                              | 4                                | 1                             | 0                                | 0                            | 0                                | 1                             | 4                                |  |                                  |                                    |                                  |        |  |  |  |  |
| Scott Hatteberg, L (1, 3)<br>OBP: 0.353, SLG: 0.438  |                              |                                  |                              |                                  | G4-3                          |                                  |                              | FC1-2<br>BB<br>1B                |                              | 4                                | 0                             | 1                                | 0                            | 0                                | 0                             | 3                                |  |                                  |                                    |                                  |        |  |  |  |  |
| Keith Ginter, R (1, 4)<br>OBP: 0.281, SLG: 0.450<br>Marco Scutaro, R (8, FR)<br>OBP: 0.346, SLG: 0.348   | G5-4-3                       |                                  |                              |                                  | F9                            |                                  |                              | BB<br>1B                         |                              | 4                                | 0                             | 1                                | 2                            | 0                                | 1                             | 1                                |  |                                  |                                    |                                  |        |  |  |  |  |
| Charles Thomas, L (1, 7)   | K                            |                                  |                              |                                  | F7                            |                                  |                              | BB                               |                              | 0                                | 0                             | 0                                | 0                            | 0                                | 0                             | 0                                |  |                                  |                                    |                                  |        |  |  |  |  |
| Nick Swisher, S (1, 9)<br>OBP: 0.257, SLG: 0.529   |                              |                                  | P5                           |                                  |                               | HR                               |                              | CS<br>1B<br>K                    |                              | 4                                | 2                             | 2                                | 1                            | 0                                | 1                             | 3                                |  |                                  |                                    |                                  |        |  |  |  |  |
| 14 Mark Ellis, R (1, 6)<br>OBP: 0.381, SLG: 0.316  | G5-3                         |                                  |                              |                                  | G1-3                          |                                  |                              | SH3-4                            |                              | 2                                | 0                             | 0                                | 0                            | 0                                | 0                             | 0                                |  |                                  |                                    |                                  |        |  |  |  |  |
| <b>Inning Stats</b>  | R: 0<br>E: 0<br>K: 1<br>S: 8 | H: 1<br>LOB: 1<br>BB: 0<br>P: 11 | R: 0<br>E: 0<br>K: 1<br>S: 8 | H: 1<br>LOB: 0<br>BB: 0<br>P: 12 | R: 0<br>E: 0<br>K: 0<br>S: 14 | H: 0<br>LOB: 0<br>BB: 0<br>P: 19 | R: 0<br>E: 0<br>K: 0<br>S: 6 | H: 0<br>LOB: 0<br>BB: 0<br>P: 10 | R: 0<br>E: 0<br>K: 1<br>S: 7 | H: 0<br>LOB: 0<br>BB: 0<br>P: 10 | R: 2<br>E: 0<br>K: 0<br>S: 17 | H: 3<br>LOB: 1<br>BB: 0<br>P: 24 | R: 0<br>E: 0<br>K: 1<br>S: 8 | H: 0<br>LOB: 0<br>BB: 1<br>P: 17 | R: 4<br>E: 1<br>K: 1<br>S: 18 | H: 3<br>LOB: 3<br>BB: 3<br>P: 40 |  | 1B: 5<br>2B: 2<br>3B: 0<br>HR: 1 | SF: 0<br>SAC: 1<br>DP: 1<br>HBP: 0 | WP: 0<br>PB: 0<br>SB: 0<br>CS: 1 | PA: 36 |  |  |  |  |
| <b>PITCHER</b>   | IP                           | WLS                              | BF                           | H                                | R                             | ER                               | SO                           | BB                               | IBB                          | HBP                              | BLK                           | WP                               | HR                           | S                                | P                             | ERA                              | WHIP   |                                  |                                    |                                  |        |  |  |  |  |
| Dave Bush, R (1, 1)<br>ERA: 3.75<br>54 Jason Frasor, R (8, 1)<br>ERA: 6.75<br>Scott Schoeneweis, L (8, 1)<br>ERA: 10.8<br>Justin Speier, R (8, 1)<br>ERA: 6.75 | 7.0                          |                                  | 25                           | 5                                | 2                             | 2                                | 3                            | 1                                | 0                            | 0                                | 0                             | 0                                | 0                            | 4                                | 12                            | 27.00                            | 6.000  |                                  |                                    |                                  |        |  |  |  |  |


|     |    |
|-----|----|
| AB  | 32 |
| R   | 3  |
| H   | 7  |
| RBI | 3  |
| BB  | 4  |
| SO  | 7  |
| LOB | 11 |




|     |    |
|-----|----|
| AB  | 30 |
| R   | 6  |
| H   | 8  |
| RBI | 5  |
| BB  | 4  |
| SO  | 4  |
| LOB | 12 |





| Batter  | 1   | 2                                | 3                             | 4                                | 5                            | 6                               | 7                            | 8                                | 9                            | AB R H RBI BB SO LOB            | TOP   |                               |   |                               |                                  |                               |                                  |                              |                                  |                                  |                                    |                                  |        |  |  |  |  |
|---|---|----------------------------------|-------------------------------|----------------------------------|------------------------------|---------------------------------|------------------------------|----------------------------------|------------------------------|---------------------------------|---|-------------------------------|---|-------------------------------|----------------------------------|-------------------------------|----------------------------------|------------------------------|----------------------------------|----------------------------------|------------------------------------|----------------------------------|--------|--|--|--|--|
| Frank Catalanotto, L (1,7)<br>OBP: 0.367, SLG: 0.462<br>3 Reed Johnson, R (8,7)<br>OBP: 0.350, SLG: 0.579 | 2-2<br>F8<br>10 SF9<br>2B                             |                                  | 0-2<br>F7                     |                                  | 0-0<br>F7                    |                                 | 1-3<br>K                     |                                  |                              | 4 1 1 0 0 1 2<br>0 0 0 0 0 0 0  | <p>Toronto Blue Jays @ Texas Rangers<br/>Ameriquet Field, Arlington, TX<br/>Thu Apr 14 2005, 8:05 PM EDT<br/>Att: 19,366 - Clear - 73 F</p> <p>livebaseballscores.com</p> <p>AB 32<br/>R 2<br/>H 5<br/>RBI 2<br/>BB 2<br/>SO 6<br/>LOB 11</p>  |                               |   |                               |                                  |                               |                                  |                              |                                  |                                  |                                    |                                  |        |  |  |  |  |
| Orlando Hudson, S (1,4)<br>OBP: 0.295, SLG: 0.341   | 3-1<br>F8<br>2-3                                      |                                  | 1-2<br>F7                     |                                  |                              | 2-0<br>G3                       | 0-2<br>G4-3                  |                                  |                              | 4 0 0 0 0 0 2                   |   |                               |   |                               |                                  |                               |                                  |                              |                                  |                                  |                                    |                                  |        |  |  |  |  |
| 10 Vernon Wells, R (1,8)<br>OBP: 0.209, SLG: 0.385  | 1-2<br>SF9  |                                  |                               | 2-2<br>G6-3                      |                              | 1-2<br>G6-3                     |                              | 1-2<br>L8                        |                              | 3 0 0 1 0 0 0                   |   |                               |   |                               |                                  |                               |                                  |                              |                                  |                                  |                                    |                                  |        |  |  |  |  |
| 47 Corey Koskie, L (1,10)<br>OBP: 0.351, SLG: 0.300   | 3-3<br>K  |                                  |                               | 0-0<br>F8                        |                              | 4-2<br>BB<br>BB                 |                              | 1-0<br>F8                        |                              | 3 0 0 0 1 1 0                   |   |                               |   |                               |                                  |                               |                                  |                              |                                  |                                  |                                    |                                  |        |  |  |  |  |
| Shea Hillenbrand, R (1,5)<br>OBP: 0.390, SLG: 0.500   |   | 1-1<br>G6-3                      |                               | 1-1<br>1B                        |                              | 4-2<br>BB<br>1-2<br>BB          |                              | 2-2<br>F9                        |                              | 3 0 1 0 1 0 0                   |   |                               |   |                               |                                  |                               |                                  |                              |                                  |                                  |                                    |                                  |        |  |  |  |  |
| Eric Hinske, L (1,3)<br>OBP: 0.421, SLG: 0.647  |   | 2-1<br>1B                        |                               | 2-1<br>F7                        |                              | 0-0<br>G4-3                     |                              | 3-3<br>K                         |                              | 4 0 1 0 0 1 3                   |   |                               |   |                               |                                  |                               |                                  |                              |                                  |                                  |                                    |                                  |        |  |  |  |  |
| 15 Alex Rios, R (1,9)<br>OBP: 0.343, SLG: 0.438   |   | 2-3<br>K                         |                               |                                  | 1-1<br>G5-3                  |                                 | 1-1<br>9 2B<br>8 G3<br>1B    | 1-0<br>F9                        |                              | 4 1 1 0 0 1 1                   |   |                               |   |                               |                                  |                               |                                  |                              |                                  |                                  |                                    |                                  |        |  |  |  |  |
| 9 Gregg Zaun, S (1,2)<br>OBP: 0.405, SLG: 0.567   |   | 2-3<br>K                         |                               |                                  | 1-1<br>E4                    |                                 | 2-1<br>8 G3<br>1-3<br>2B     | 1-3<br>K                         |                              | 4 0 1 0 0 2 1                   |   |                               |   |                               |                                  |                               |                                  |                              |                                  |                                  |                                    |                                  |        |  |  |  |  |
| John McDonald, R (1,6)<br>OBP: 0.333, SLG: 0.444<br>8 Russ Adams, L (7,PH)<br>OBP: 0.296, SLG: 0.417      |   |                                  |                               | 0-0<br>G5-3                      |                              | 0-1<br>G5-3                     |                              | 1-1<br>G3                        |                              | 2 0 0 0 0 0 1<br>1 0 0 1 0 0 1  |   |                               |   |                               |                                  |                               |                                  |                              |                                  |                                  |                                    |                                  |        |  |  |  |  |
| <b>Inning Stats</b>   | R: 1<br>E: 0<br>K: 1<br>S: 11                         | H: 1<br>LOB: 0<br>BB: 0<br>P: 20 | R: 0<br>E: 0<br>K: 2<br>S: 11 | H: 1<br>LOB: 1<br>BB: 0<br>P: 18 | R: 0<br>E: 0<br>K: 0<br>S: 8 | H: 0<br>LOB: 0<br>BB: 0<br>P: 9 | R: 0<br>E: 0<br>K: 0<br>S: 8 | H: 1<br>LOB: 1<br>BB: 0<br>P: 13 | R: 0<br>E: 1<br>K: 0<br>S: 7 | H: 0<br>LOB: 1<br>BB: 0<br>P: 9 |   | R: 0<br>E: 0<br>K: 0<br>S: 10 | H: 0<br>LOB: 0<br>BB: 2<br>P: 21                      | R: 0<br>E: 0<br>K: 1<br>S: 13 | H: 2<br>LOB: 1<br>BB: 0<br>P: 18 | R: 0<br>E: 0<br>K: 0<br>S: 11 | H: 0<br>LOB: 0<br>BB: 0<br>P: 15 | R: 0<br>E: 0<br>K: 2<br>S: 7 | H: 0<br>LOB: 0<br>BB: 0<br>P: 12 | 1B: 3<br>2B: 2<br>3B: 0<br>HR: 0 | SF: 1<br>SAC: 0<br>DP: 0<br>HBP: 0 | WP: 0<br>PB: 0<br>SB: 0<br>CS: 0 | PA: 35 |  |  |  |  |
| <b>PITCHER</b>  | IP WLS BF H R ER SO BB IBB HBP BLK WP HR S P ERA WHIP |                                  |                               |                                  |                              |                                 |                              |                                  |                              |                                 |   | <b>PITCHER</b>                | IP WLS BF H R ER SO BB IBB HBP BLK WP HR S P ERA WHIP |                               |                                  |                               |                                  |                              |                                  |                                  |                                    |                                  |        |  |  |  |  |
| Pedro Astacio, R (1,1)<br>ERA: 2.57   | 7.0<br>L  | 29                               | 5                             | 2                                | 2                            | 4                               | 2                            | 0                                | 0                            | 0                               | 0   | 0                             | 0   | 68                            | 108                              | 2.57                          | 1.000                            |                              |                                  |                                  |                                    |                                  |        |  |  |  |  |
| Nick Regilio, R (8,1)<br>ERA: 11.57   | 2.0   | 6                                | 0                             | 0                                | 0                            | 2                               | 0                            | 0                                | 0                            | 0                               | 0   | 0                             | 0   | 18                            | 27                               | 0.00                          | 0.000                            |                              |                                  |                                  |                                    |                                  |        |  |  |  |  |

| Batter  | 1   | 2                                | 3                            | 4                               | 5                            | 6                                | 7                             | 8                                | 9                             | AB R H RBI BB SO LOB             | BOTTOM  |                              |   |                              |                                  |                              |                                  |                               |                                  |                                  |                                    |                                  |        |  |  |  |  |
|---|---|----------------------------------|------------------------------|---------------------------------|------------------------------|----------------------------------|-------------------------------|----------------------------------|-------------------------------|----------------------------------|---|------------------------------|---|------------------------------|----------------------------------|------------------------------|----------------------------------|-------------------------------|----------------------------------|----------------------------------|------------------------------------|----------------------------------|--------|--|--|--|--|
| Alfonso Soriano, R (1,4)<br>OBP: 0.300, SLG: 0.551  | K   |                                  |                              | 1-1<br>10 S<br>2B               | 0-0<br>F9                    |                                  |                               | 1 SAFE<br>2-1<br>1-2<br>G6-4-3   |                               | 4 0 1 0 0 1 3                    | <p>Toronto Blue Jays @ Texas Rangers<br/>Ameriquet Field, Arlington, TX<br/>Thu Apr 14 2005, 8:05 PM EDT<br/>Att: 19,366 - Clear - 73 F</p> <p>livebaseballscores.com</p> <p>AB 32<br/>R 1<br/>H 5<br/>RBI 1<br/>BB 1<br/>SO 9<br/>LOB 13</p>  |                              |   |                              |                                  |                              |                                  |                               |                                  |                                  |                                    |                                  |        |  |  |  |  |
| 9 Hank Blalock, L (1,5)<br>OBP: 0.420, SLG: 0.537   | L9  |                                  |                              | 2-3<br>K                        |                              | 2-1<br>G4-3                      |                               | 1-3<br>K                         |                               | 4 0 0 0 0 2 1                    |   |                              |   |                              |                                  |                              |                                  |                               |                                  |                                  |                                    |                                  |        |  |  |  |  |
| 10 Michael Young, R (1,6)<br>OBP: 0.354, SLG: 0.409 | K   |                                  |                              | 3-3<br>K                        |                              | 1-0<br>F9                        |                               | 2-3<br>K                         |                               | 4 0 0 0 0 3 1                    |   |                              |   |                              |                                  |                              |                                  |                               |                                  |                                  |                                    |                                  |        |  |  |  |  |
| 23 Mark Teixeira, S (1,3)<br>OBP: 0.271, SLG: 0.318 |   | 1-2<br>G6-3                      |                              | 3-2<br>F8                       |                              | 2-0<br>G3                        |                               | 3-1<br>BB<br>1B                  |                               | 4 0 1 0 0 0 1                    |   |                              |   |                              |                                  |                              |                                  |                               |                                  |                                  |                                    |                                  |        |  |  |  |  |
| Richard Hidalgo, R (1,9)<br>OBP: 0.311, SLG: 0.425  |   | 0-0<br>P6                        |                              |                                 | 3-1<br>2B<br>1B<br>1B        |                                  | 3-2<br>P2                     |                                  | 4-1<br>BB<br>1-2<br>BB        | 3 1 1 0 1 0 0                    |   |                              |   |                              |                                  |                              |                                  |                               |                                  |                                  |                                    |                                  |        |  |  |  |  |
| Adrián González, L (1,10)<br>OBP: 0.280, SLG: 0.583 |   | 1-0<br>F7                        |                              |                                 | 0-0<br>1B<br>1-3<br>2B       |                                  | 1-0<br>G4-3                   |                                  | 1-1<br>G3-1                   | 4 0 1 0 0 0 2                    |   |                              |   |                              |                                  |                              |                                  |                               |                                  |                                  |                                    |                                  |        |  |  |  |  |
| David Dellucci, L (1,7)<br>OBP: 0.500, SLG: 0.647   |   |                                  |                              | 0-0<br>L8                       |                              | 1-3<br>K                         |                               | 0-1<br>G6-3                      |                               | 3 0 0 0 0 1 2                    |   |                              |   |                              |                                  |                              |                                  |                               |                                  |                                  |                                    |                                  |        |  |  |  |  |
| Rod Barajas, R (1,2)<br>OBP: 0.421, SLG: 0.515      |   |                                  |                              | 2-1<br>G6-3                     |                              | 1-3<br>K                         |                               | 0-1<br>E6<br>FC6                 |                               | 3 0 0 0 0 1 2                    |   |                              |   |                              |                                  |                              |                                  |                               |                                  |                                  |                                    |                                  |        |  |  |  |  |
| Gary Matthews, S (1,8)<br>OBP: 0.231, SLG: 0.237    |   |                                  |                              | 3-3<br>K                        |                              | 0-0<br>1B                        |                               | 1-2<br>FC6<br>G6-4-3             |                               | 3 0 1 1 0 1 1                    |   |                              |   |                              |                                  |                              |                                  |                               |                                  |                                  |                                    |                                  |        |  |  |  |  |
| <b>Inning Stats</b>                                 | R: 0<br>E: 0<br>K: 2<br>S: 7                          | H: 0<br>LOB: 0<br>BB: 0<br>P: 10 | R: 0<br>E: 0<br>K: 0<br>S: 5 | H: 0<br>LOB: 0<br>BB: 0<br>P: 7 | R: 0<br>E: 0<br>K: 1<br>S: 6 | H: 0<br>LOB: 0<br>BB: 0<br>P: 11 | R: 0<br>E: 0<br>K: 2<br>S: 12 | H: 1<br>LOB: 1<br>BB: 0<br>P: 20 | R: 0<br>E: 0<br>K: 2<br>S: 12 | H: 3<br>LOB: 2<br>BB: 0<br>P: 17 |   | R: 0<br>E: 0<br>K: 0<br>S: 4 | H: 0<br>LOB: 0<br>BB: 0<br>P: 9                       | R: 0<br>E: 0<br>K: 0<br>S: 7 | H: 0<br>LOB: 0<br>BB: 0<br>P: 11 | R: 0<br>E: 1<br>K: 0<br>S: 9 | H: 0<br>LOB: 0<br>BB: 0<br>P: 11 | R: 0<br>E: 0<br>K: 2<br>S: 11 | H: 1<br>LOB: 2<br>BB: 1<br>P: 22 | 1B: 3<br>2B: 2<br>3B: 0<br>HR: 0 | SF: 0<br>SAC: 0<br>DP: 1<br>HBP: 0 | WP: 0<br>PB: 0<br>SB: 1<br>CS: 0 | PA: 33 |  |  |  |  |
| <b>PITCHER</b>                                      | IP WLS BF H R ER SO BB IBB HBP BLK WP HR S P ERA WHIP |                                  |                              |                                 |                              |                                  |                               |                                  |                               |                                  |   | <b>PITCHER</b>               | IP WLS BF H R ER SO BB IBB HBP BLK WP HR S P ERA WHIP |                              |                                  |                              |                                  |                               |                                  |                                  |                                    |                                  |        |  |  |  |  |
| 32 Roy Halladay, R (1,1)<br>ERA: 3.27               | 9.0<br>W  | 33                               | 5                            | 1                               | 1                            | 9                                | 1                             | 0                                | 0                             | 0                                | 0   | 0                            | 0   | 72                           | 118                              | 1.00                         | 0.667                            |                               |                                  |                                  |                                    |                                  |        |  |  |  |  |




| Batter   | 1                            | 2                                | 3                             | 4                                | 5                             | 6                                | 7                            | 8                                | 9                            | AB                               | R                            | H                                | RBI                          | BB                              | SO                            | LOB                              | TOP   |                                  |                                  |                                    |                                  |        |  |  |  |  |  |
|--|------------------------------|----------------------------------|-------------------------------|----------------------------------|-------------------------------|----------------------------------|------------------------------|----------------------------------|------------------------------|----------------------------------|------------------------------|----------------------------------|------------------------------|---------------------------------|-------------------------------|----------------------------------|---|----------------------------------|----------------------------------|------------------------------------|----------------------------------|--------|--|--|--|--|--|
| Frank Catalanotto, L (1,7)<br>OBP: 0.353, SLG: 0.533 | 2-1<br>F8                    |                                  | 1-1<br>HR                     |                                  | 1-1<br>L1                     |                                  |                              | 2-1<br>F7                        |                              | 4                                | 1                            | 1                                | 1                            | 0                               | 0                             | 1                                |   |                                  |                                  |                                    |                                  |        |  |  |  |  |  |
| Orlando Hudson, S (1,4)<br>OBP: 0.206, SLG: 0.333    | 3-2<br>G3                    |                                  | 0-0<br>L7                     |                                  |                               | 2-2<br>G4-3                      |                              | 1-2<br>FC5-4<br>1B               |                              | 4                                | 0                            | 1                                | 0                            | 0                               | 0                             | 0                                |   |                                  |                                  |                                    |                                  |        |  |  |  |  |  |
| 10 Vernon Wells, R (1,8)<br>OBP: 0.213, SLG: 0.372   | 2-2<br>G5-3                  |                                  | 2-2<br>1B                     |                                  |                               | 0-1<br>G5-3                      |                              | 3-1<br>FC5-4<br>1-2              |                              | 4                                | 0                            | 1                                | 0                            | 0                               | 0                             | 2                                |   |                                  |                                  |                                    |                                  |        |  |  |  |  |  |
| 47 Corey Koskie, L (1,10)                            |                              | 3-2<br>2B<br>G4-3<br>1B          | 1-0<br>F8                     |                                  |                               | 3-2<br>F7                        |                              |                                  | 1-3<br>K                     | 4                                | 1                            | 1                                | 0                            | 0                               | 1                             | 1                                |   |                                  |                                  |                                    |                                  |        |  |  |  |  |  |
| Shea Hillenbrand, R (1,5)<br>OBP: 0.378, SLG: 0.500  |                              | 3-1<br>G4-3<br>1-3<br>2B         |                               | 2-1<br>F9                        |                               |                                  | 0-0<br>G6-3                  |                                  | 0-0<br>F7                    | 4                                | 0                            | 1                                | 0                            | 0                               | 0                             | 0                                |   |                                  |                                  |                                    |                                  |        |  |  |  |  |  |
| Eric Hinske, L (1,3)<br>OBP: 0.381, SLG: 0.579       |                              | 1-3<br>K                         |                               | 2-2<br>G3                        |                               |                                  | 2-0<br>F7                    |                                  | 3-3<br>K                     | 4                                | 0                            | 0                                | 0                            | 0                               | 2                             | 2                                |   |                                  |                                  |                                    |                                  |        |  |  |  |  |  |
| Greg Myers, L (1,2)                                  |                              | 0-0<br>G4-3                      |                               | 0-0<br>G1-3                      |                               |                                  | 0-0<br>G1                    |                                  |                              | 3                                | 0                            | 0                                | 1                            | 0                               | 0                             | 1                                | AB 33<br>R 2<br>H 6<br>RBI 2<br>BB 0<br>SO 3<br>LOB 9 |                                  |                                  |                                    |                                  |        |  |  |  |  |  |
| 8 Russ Adams, L (1,6)<br>OBP: 0.300, SLG: 0.407      |                              | 2-3<br>3-H<br>0-0<br>G4-3        |                               | 2-1<br>G4-3                      |                               |                                  | 1-2<br>FC6-4<br>1B           |                                  |                              | 3                                | 0                            | 1                                | 0                            | 0                               | 0                             | 1                                |   |                                  |                                  |                                    |                                  |        |  |  |  |  |  |
| 3 Reed Johnson, R (1,9)<br>OBP: 0.304, SLG: 0.500    |                              |                                  | 2-2<br>F8                     |                                  | 0-2<br>G6-3                   |                                  | 0-0<br>FC6-4<br>1B           |                                  |                              | 3                                | 0                            | 0                                | 0                            | 0                               | 0                             | 1                                |   |                                  |                                  |                                    |                                  |        |  |  |  |  |  |
| <b>Inning Stats</b>                                  | R: 0<br>E: 0<br>K: 0<br>S: 8 | H: 0<br>LOB: 0<br>BB: 0<br>P: 15 | R: 1<br>E: 0<br>K: 1<br>S: 10 | H: 2<br>LOB: 1<br>BB: 0<br>P: 17 | R: 1<br>E: 0<br>K: 0<br>S: 10 | H: 2<br>LOB: 1<br>BB: 0<br>P: 16 | R: 0<br>E: 0<br>K: 0<br>S: 7 | H: 0<br>LOB: 0<br>BB: 0<br>P: 11 | R: 0<br>E: 0<br>K: 0<br>S: 7 | H: 0<br>LOB: 0<br>BB: 0<br>P: 10 | R: 0<br>E: 0<br>K: 0<br>S: 8 | H: 0<br>LOB: 0<br>BB: 0<br>P: 13 | R: 0<br>E: 0<br>K: 0<br>S: 3 | H: 0<br>LOB: 0<br>BB: 0<br>P: 5 | R: 0<br>E: 0<br>K: 0<br>S: 12 | H: 2<br>LOB: 2<br>BB: 0<br>P: 19 | R: 0<br>E: 0<br>K: 2<br>S: 7                          | H: 0<br>LOB: 0<br>BB: 0<br>P: 11 | 1B: 4<br>2B: 1<br>3B: 0<br>HR: 1 | SF: 0<br>SAC: 0<br>DP: 0<br>HBP: 0 | WP: 0<br>PB: 0<br>SB: 0<br>CS: 0 | PA: 33 |  |  |  |  |  |
| <b>PITCHER</b>                                       | IP                           | WLS                              | BF                            | H                                | R                             | ER                               | SO                           | BB                               | IBB                          | HBP                              | BLK                          | WP                               | HR                           | S                               | P                             | ERA                              | WHIP  |                                  |                                  |                                    |                                  |        |  |  |  |  |  |
| Ryan Drese, R (1,1)<br>ERA: 4.95                     | 8.0                          | W                                | 30                            | 6                                | 2                             | 2                                | 1                            | 0                                | 0                            | 0                                | 0                            | 0                                | 1                            | 65                              | 106                           | 2.25                             | 0.750   |                                  |                                  |                                    |                                  |        |  |  |  |  |  |
| Francisco Cordero, R (9,1)<br>ERA: 3.18              | 1.0                          | S                                | 3                             | 0                                | 0                             | 0                                | 2                            | 0                                | 0                            | 0                                | 0                            | 0                                | 0                            | 7                               | 11                            | 0.00                             | 0.000   |                                  |                                  |                                    |                                  |        |  |  |  |  |  |

Toronto Blue Jays @ Texas Rangers  
Ameriquest Field, Arlington, TX  
Fri Apr 15 2005, 8:05 PM EDT  
Att: 30,453 - Clear - 72 F

livebaseballscores.com

AB 33  
R 2  
H 6  
RBI 2  
BB 0  
SO 3  
LOB 9




| Batter   | 1                            | 2                                | 3                            | 4                                | 5                             | 6                                | 7                             | 8                                | 9                            | AB                               | R                            | H                               | RBI                          | BB                              | SO                           | LOB                             | BOTTOM   |                                  |                                  |                                    |                                  |        |  |  |  |  |  |
|--|------------------------------|----------------------------------|------------------------------|----------------------------------|-------------------------------|----------------------------------|-------------------------------|----------------------------------|------------------------------|----------------------------------|------------------------------|---------------------------------|------------------------------|---------------------------------|------------------------------|---------------------------------|--|----------------------------------|----------------------------------|------------------------------------|----------------------------------|--------|--|--|--|--|--|
| Alfonso Soriano, R (1,4)<br>OBP: 0.315, SLG: 0.538       | 4-0<br>9<br>10<br>2B<br>BB   |                                  | 1-2<br>FC4-5<br>1B           | 2-1<br>F7                        |                               |                                  | 0-3<br>K                      |                                  |                              | 3                                | 1                            | 1                               | 0                            | 1                               | 1                            | 2                               |  |                                  |                                  |                                    |                                  |        |  |  |  |  |  |
| 9 Hank Blalock, L (1,5)<br>OBP: 0.407, SLG: 0.511        | 1-3<br>K                     |                                  | 0-2<br>FC4-5<br>10<br>HR     |                                  | 0-2<br>23<br>BB<br>1B         |                                  | 1-1<br>G3                     |                                  |                              | 4                                | 1                            | 1                               | 0                            | 0                               | 1                            | 2                               |  |                                  |                                  |                                    |                                  |        |  |  |  |  |  |
| 10 Michael Young, R (1,6)<br>OBP: 0.365, SLG: 0.500      | 0-0<br>2H<br>2B              |                                  | 3-1<br>1H<br>HR              |                                  | 1-2<br>F9                     |                                  | 2-0<br>G4-3                   |                                  |                              | 4                                | 1                            | 2                               | 3                            | 0                               | 0                            | 1                               |  |                                  |                                  |                                    |                                  |        |  |  |  |  |  |
| 23 Mark Teixeira, S (1,3)<br>OBP: 0.308, SLG: 0.391      | 0-0<br>F8                    |                                  | 4-2<br>S<br>BB               |                                  | 4-1<br>G6-4-3<br>BB           |                                  | 1-2<br>HR                     |                                  |                              | 2                                | 1                            | 1                               | 1                            | 2                               | 0                            | 1                               |  |                                  |                                  |                                    |                                  |        |  |  |  |  |  |
| Richard Hidalgo, R (1,8)<br>OBP: 0.286, SLG: 0.386 (7,9) | 2-3<br>K                     |                                  | 0-3<br>K                     |                                  | 0-2<br>G6-4-3                 |                                  | 0-0<br>L7                     |                                  |                              | 4                                | 0                            | 0                               | 0                            | 0                               | 2                            | 4                               |  |                                  |                                  |                                    |                                  |        |  |  |  |  |  |
| Kevin Mench, R (1,7)<br>OBP: 0.226, SLG: 0.200           |                              | 2-1<br>P4                        |                              | 1-1<br>P4                        |                               | 2-3<br>K                         |                               | 1-1<br>G6-3                      |                              | 4                                | 0                            | 0                               | 0                            | 0                               | 1                            | 0                               |  |                                  |                                  |                                    |                                  |        |  |  |  |  |  |
| Chad Allen, R (1,9)<br>OBP: 0.400, SLG: 0.357            |                              | 2-1<br>L8                        |                              | 0-0<br>BB<br>1B                  |                               | 2-3<br>K                         |                               | 0-0<br>G4-3                      |                              | 3                                | 0                            | 1                               | 0                            | 0                               | 1                            | 0                               | AB 30<br>R 4<br>H 7<br>RBI 4<br>BB 4<br>SO 6<br>LOB 12 |                                  |                                  |                                    |                                  |        |  |  |  |  |  |
| Gary Matthews, S (7,8)<br>OBP: 0.225, SLG: 0.231         |                              |                                  |                              |                                  |                               |                                  |                               |                                  |                              | 1                                | 0                            | 0                               | 0                            | 0                               | 0                            | 0                               |  |                                  |                                  |                                    |                                  |        |  |  |  |  |  |
| Rod Barajas, R (1,2)<br>OBP: 0.415, SLG: 0.528           |                              | 0-1<br>F7                        |                              | 1-2<br>SAFE<br>SAFE<br>L5        |                               | 2-0<br>2B                        |                               |                                  |                              | 3                                | 0                            | 1                               | 0                            | 0                               | 0                            | 1                               |  |                                  |                                  |                                    |                                  |        |  |  |  |  |  |
| Mark DeRosa, R (1,10)                                    |                              |                                  | 2-1<br>F7                    |                                  | 4-0<br>1-2<br>BB              |                                  | 1-0<br>G5-3                   |                                  |                              | 2                                | 0                            | 0                               | 0                            | 1                               | 0                            | 1                               |  |                                  |                                  |                                    |                                  |        |  |  |  |  |  |
| <b>Inning Stats</b>                                      | R: 1<br>E: 0<br>K: 2<br>S: 8 | H: 1<br>LOB: 1<br>BB: 1<br>P: 15 | R: 0<br>E: 0<br>K: 0<br>S: 6 | H: 0<br>LOB: 0<br>BB: 0<br>P: 10 | R: 2<br>E: 0<br>K: 1<br>S: 20 | H: 2<br>LOB: 1<br>BB: 1<br>P: 30 | R: 0<br>E: 0<br>K: 0<br>S: 11 | H: 1<br>LOB: 2<br>BB: 1<br>P: 19 | R: 0<br>E: 0<br>K: 2<br>S: 8 | H: 1<br>LOB: 1<br>BB: 0<br>P: 15 | R: 0<br>E: 0<br>K: 1<br>S: 6 | H: 0<br>LOB: 0<br>BB: 0<br>P: 9 | R: 0<br>E: 0<br>K: 0<br>S: 7 | H: 1<br>LOB: 0<br>BB: 0<br>P: 9 | R: 1<br>E: 0<br>K: 0<br>S: 7 | H: 1<br>LOB: 0<br>BB: 0<br>P: 9 | R: 0<br>E: 0<br>K: 0<br>S: 7                           | H: 1<br>LOB: 0<br>BB: 0<br>P: 11 | 1B: 3<br>2B: 2<br>3B: 0<br>HR: 2 | SF: 0<br>SAC: 0<br>DP: 1<br>HBP: 0 | WP: 0<br>PB: 0<br>SB: 2<br>CS: 0 | PA: 34 |  |  |  |  |  |
| <b>PITCHER</b>   | IP                           | WLS                              | BF                           | H                                | R                             | ER                               | SO                            | BB                               | IBB                          | HBP                              | BLK                          | WP                              | HR                           | S                               | P                            | ERA                             | WHIP   |                                  |                                  |                                    |                                  |        |  |  |  |  |  |
| Ted Lilly, L (1,1)<br>ERA: 3.6                           | 5.0                          | L                                | 23                           | 5                                | 3                             | 3                                | 3                             | 4                                | 0                            | 0                                | 0                            | 0                               | 1                            | 56                              | 90                           | 5.40                            | 1.800  |                                  |                                  |                                    |                                  |        |  |  |  |  |  |
| 22 Brandon League, R (6,1)<br>ERA: 6.75                  | 3.0                          |                                  | 11                           | 2                                | 1                             | 1                                | 3                             | 0                                | 0                            | 0                                | 0                            | 0                               | 1                            | 21                              | 33                           | 3.00                            | 0.667  |                                  |                                  |                                    |                                  |        |  |  |  |  |  |

Toronto Blue Jays @ Texas Rangers  
Ameriquest Field, Arlington, TX  
Fri Apr 15 2005, 8:05 PM EDT  
Att: 30,453 - Clear - 72 F

livebaseballscores.com

AB 30  
R 4  
H 7  
RBI 4  
BB 4  
SO 6  
LOB 12





| Batter   | 1                            | 2                                | 3                             | 4                                | 5                             | 6                                | 7                             | 8                                | 9                             | AB                               | R                            | H                                | RBI                          | BB                               | SO                            | LOB                              | TOP                           |                                  |                                   |                                    |                                  |        |
|--|------------------------------|----------------------------------|-------------------------------|----------------------------------|-------------------------------|----------------------------------|-------------------------------|----------------------------------|-------------------------------|----------------------------------|------------------------------|----------------------------------|------------------------------|----------------------------------|-------------------------------|----------------------------------|-------------------------------|----------------------------------|-----------------------------------|------------------------------------|----------------------------------|--------|
| Frank Menechino, R<br>OBP: 0.333, SLG: 0.111<br>Eric Hinske, L<br>OBP: 0.386, SLG: 0.564<br>(8, 3) | F9                           |                                  | F9                            |                                  | F9                            | F9                               |                               | 3 HBP<br>BB                      | K                             | 3                                | 0                            | 0                                | 0                            | 1                                | 0                             | 2                                |                               |                                  |                                   |                                    |                                  |        |
| 3 Reed Johnson, R<br>OBP: 0.393, SLG: 0.500  | F8                           |                                  | HBP                           |                                  | 1B                            | 10 G4-6-3<br>HBP                 |                               | 47 1B<br>HBP                     |                               | 2                                | 0                            | 1                                | 2                            | 0                                | 0                             | 0                                |                               |                                  |                                   |                                    |                                  |        |
| 10 Vernon Wells, R<br>OBP: 0.192, SLG: 0.333   | K                            |                                  | F9                            |                                  | F7                            | G4-6-3                           |                               | K                                |                               | 5                                | 0                            | 0                                | 0                            | 0                                | 2                             | 10                               |                               |                                  |                                   |                                    |                                  |        |
| 47 Corey Koskie, L<br>OBP: 0.326, SLG: 0.282   |                              | G1-3                             | K                             |                                  | K                             |                                  |                               | K                                |                               | 5                                | 0                            | 1                                | 2                            | 0                                | 3                             | 4                                |                               |                                  |                                   |                                    |                                  |        |
| Shea Hillenbrand, R<br>OBP: 0.400, SLG: 0.574<br>(8, 5)  |                              | HR                               |                               |                                  | 15 FC5-4<br>1B                | 9 1B<br>15 E<br>1B               |                               | L3                               |                               | 5                                | 2                            | 3                                | 1                            | 0                                | 0                             | 2                                |                               |                                  |                                   |                                    |                                  |        |
| 15 Alex Rios, R<br>OBP: 0.325, SLG: 0.405<br>(1, 9)  | K                            |                                  | FC5-4<br>9 FC5-4              |                                  | FC6<br>9 1B                   |                                  |                               | K                                |                               | 5                                | 2                            | 1                                | 0                            | 0                                | 2                             | 2                                |                               |                                  |                                   |                                    |                                  |        |
| 9 Gregg Zaun, S<br>OBP: 0.452, SLG: 0.606  |                              | 2B                               | FC5-4                         |                                  | 1B<br>3 HBP<br>1B             |                                  |                               | SH1-3<br>3 HBP<br>BB             |                               | 3                                | 2                            | 2                                | 0                            | 2                                | 0                             | 1                                |                               |                                  |                                   |                                    |                                  |        |
| Orlando Hudson, S<br>OBP: 0.226, SLG: 0.340<br>(1, 4)  | G1-3                         |                                  | F7                            |                                  | 3 HBP<br>SH1-3<br>1B          |                                  |                               | 3 HBP<br>47 1B<br>SH1-3<br>1B    |                               | 5                                | 1                            | 2                                | 2                            | 0                                | 0                             | 4                                |                               |                                  |                                   |                                    |                                  |        |
| John McDonald, R<br>OBP: 0.417, SLG: 0.545<br>(1, 6)   |                              |                                  | 3 HBP<br>1B                   |                                  | 3 1B<br>1B                    |                                  |                               | SH1-3                            |                               | 2                                | 0                            | 2                                | 1                            | 0                                | 0                             | 0                                |                               |                                  |                                   |                                    |                                  |        |
| <b>Inning Stats</b>  | R: 0<br>E: 0<br>K: 1<br>S: 8 | H: 0<br>LOB: 0<br>BB: 0<br>P: 13 | R: 1<br>E: 0<br>K: 1<br>S: 11 | H: 2<br>LOB: 1<br>BB: 0<br>P: 19 | R: 0<br>E: 0<br>K: 1<br>S: 10 | H: 1<br>LOB: 2<br>BB: 0<br>P: 15 | R: 0<br>E: 0<br>K: 0<br>S: 12 | H: 1<br>LOB: 1<br>BB: 0<br>P: 15 | R: 0<br>E: 0<br>K: 1<br>S: 11 | H: 2<br>LOB: 2<br>BB: 0<br>P: 17 | R: 3<br>E: 1<br>K: 0<br>S: 7 | H: 3<br>LOB: 2<br>BB: 1<br>P: 16 | R: 0<br>E: 0<br>K: 2<br>S: 8 | H: 0<br>LOB: 0<br>BB: 0<br>P: 11 | R: 3<br>E: 0<br>K: 1<br>S: 15 | H: 2<br>LOB: 2<br>BB: 2<br>P: 29 | R: 1<br>E: 0<br>K: 1<br>S: 12 | H: 1<br>LOB: 1<br>BB: 1<br>P: 18 | 1B: 10<br>2B: 1<br>3B: 0<br>HR: 1 | SF: 1<br>SAC: 2<br>DP: 1<br>HBP: 3 | WP: 0<br>PB: 0<br>SB: 0<br>CS: 0 | PA: 46 |
| <b>PITCHER</b>   | IP                           | WLS                              | BF                            | H                                | R                             | ER                               | SO                            | BB                               | IBB                           | HBP                              | BLK                          | WP                               | HR                           | S                                | P                             | ERA                              | WHIP                          |                                  |                                   |                                    |                                  |        |
| Kenny Rogers, L<br>ERA: 3.44   | 5.1                          | L                                | 29                            | 9                                | 4                             | 3                                | 4                             | 1                                | 0                             | 2                                | 0                            | 0                                | 1                            | 58                               | 92                            | 5.06                             | 1.875                         |                                  |                                   |                                    |                                  |        |
| Ryan Bukvich, R<br>ERA: 11.25  | 2.0                          |                                  | 8                             | 1                                | 3                             | 3                                | 2                             | 2                                | 0                             | 0                                | 0                            | 0                                | 0                            | 17                               | 32                            | 13.50                            | 1.500                         |                                  |                                   |                                    |                                  |        |
| Carlos Almanzar, R<br>ERA: 6.75  | 1.1                          |                                  | 8                             | 2                                | 1                             | 1                                | 1                             | 1                                | 0                             | 1                                | 0                            | 0                                | 0                            | 15                               | 23                            | 6.75                             | 2.250                         |                                  |                                   |                                    |                                  |        |
| Brian Shouse, L<br>ERA: 8.1  | 0.1                          |                                  | 1                             | 0                                | 0                             | 0                                | 1                             | 0                                | 0                             | 0                                | 0                            | 0                                | 0                            | 4                                | 6                             | 0.00                             | 0.000                         |                                  |                                   |                                    |                                  |        |

Toronto Blue Jays @ Texas Rangers  
Ameriquet Field, Arlington, TX  
Sat Apr 16 2005, 8:05 PM EDT  
Att: 40,499 - Clear - 76 F

|     |    |
|-----|----|
| AB  | 36 |
| R   | 8  |
| H   | 12 |
| RBI | 8  |
| BB  | 4  |
| SO  | 8  |
| LOB | 26 |



| Batter  | 1                            | 2                                | 3                             | 4                                | 5                            | 6                               | 7                            | 8                                | 9                            | AB                              | R                            | H                                | RBI                          | BB                               | SO                            | LOB                              | BOTTOM                       |                                  |                                  |                                    |                                  |        |
|---|------------------------------|----------------------------------|-------------------------------|----------------------------------|------------------------------|---------------------------------|------------------------------|----------------------------------|------------------------------|---------------------------------|------------------------------|----------------------------------|------------------------------|----------------------------------|-------------------------------|----------------------------------|------------------------------|----------------------------------|----------------------------------|------------------------------------|----------------------------------|--------|
| Alfonso Soriano, R<br>OBP: 0.328, SLG: 0.527<br>(1, 4)  | 10 FC6-4<br>BB               |                                  | 10 F8<br>9 F7<br>1B           |                                  | P4                           |                                 |                              | G6-3                             |                              | 3                               | 0                            | 1                                | 0                            | 1                                | 0                             | 1                                |                              |                                  |                                  |                                    |                                  |        |
| 9 Hank Blalock, L<br>OBP: 0.414, SLG: 0.510<br>(1, 5)   | P6                           |                                  | F7                            |                                  | 10 G6-4-3<br>1B              |                                 |                              | BB<br>10 1B                      |                              | 4                               | 0                            | 2                                | 0                            | 0                                | 0                             | 2                                |                              |                                  |                                  |                                    |                                  |        |
| 10 Michael Young, R<br>OBP: 0.357, SLG: 0.481<br>(1, 6) | FC6-4<br>23 HBP              |                                  | F8                            |                                  | G6-4-3                       |                                 |                              | BB<br>1B                         |                              | 4                               | 0                            | 1                                | 0                            | 0                                | 0                             | 3                                |                              |                                  |                                  |                                    |                                  |        |
| 23 Mark Teixeira, S<br>OBP: 0.304, SLG: 0.367<br>(1, 3) | HBP                          |                                  | G5-3                          |                                  | G4-3                         |                                 |                              | F2                               |                              | 3                               | 0                            | 0                                | 0                            | 0                                | 0                             | 3                                |                              |                                  |                                  |                                    |                                  |        |
| Richard Hidalgo, R<br>OBP: 0.264, SLG: 0.354<br>(1, 9)  | K                            |                                  | F9                            |                                  | G6-3                         |                                 |                              | K                                |                              | 4                               | 0                            | 0                                | 0                            | 0                                | 2                             | 4                                |                              |                                  |                                  |                                    |                                  |        |
| Chad Allen, R<br>OBP: 0.388, SLG: 0.294<br>(1, 10)      | G6-3                         |                                  | F7                            |                                  | G1                           |                                 |                              | FC6-4<br>BB                      |                              | 3                               | 0                            | 0                                | 0                            | 1                                | 0                             | 0                                |                              |                                  |                                  |                                    |                                  |        |
| Kevin Mench, R<br>OBP: 0.229, SLG: 0.182<br>(1, 7)      | BB                           |                                  | F7                            |                                  | G5-3                         |                                 |                              | FC6-4                            |                              | 3                               | 0                            | 0                                | 0                            | 1                                | 0                             | 3                                |                              |                                  |                                  |                                    |                                  |        |
| Gary Matthews, S<br>OBP: 0.209, SLG: 0.214<br>(1, 8)    | P3                           |                                  | E6<br>CS                      |                                  | F8                           |                                 |                              | F8                               |                              | 3                               | 0                            | 0                                | 0                            | 0                                | 0                             | 1                                |                              |                                  |                                  |                                    |                                  |        |
| Rod Barajas, R<br>OBP: 0.386, SLG: 0.487<br>(1, 2)      | K                            |                                  | F8                            |                                  | F8                           |                                 |                              | K                                |                              | 3                               | 0                            | 0                                | 0                            | 0                                | 2                             | 2                                |                              |                                  |                                  |                                    |                                  |        |
| <b>Inning Stats</b>                                     | R: 0<br>E: 0<br>K: 1<br>S: 9 | H: 0<br>LOB: 2<br>BB: 1<br>P: 18 | R: 0<br>E: 0<br>K: 1<br>S: 15 | H: 0<br>LOB: 1<br>BB: 1<br>P: 24 | R: 0<br>E: 0<br>K: 0<br>S: 5 | H: 1<br>LOB: 1<br>BB: 0<br>P: 9 | R: 0<br>E: 0<br>K: 0<br>S: 7 | H: 0<br>LOB: 0<br>BB: 0<br>P: 11 | R: 0<br>E: 1<br>K: 0<br>S: 6 | H: 0<br>LOB: 0<br>BB: 0<br>P: 8 | R: 0<br>E: 0<br>K: 0<br>S: 7 | H: 1<br>LOB: 0<br>BB: 0<br>P: 12 | R: 0<br>E: 0<br>K: 0<br>S: 9 | H: 0<br>LOB: 0<br>BB: 0<br>P: 11 | R: 0<br>E: 0<br>K: 1<br>S: 10 | H: 0<br>LOB: 0<br>BB: 0<br>P: 14 | R: 0<br>E: 0<br>K: 1<br>S: 9 | H: 2<br>LOB: 3<br>BB: 1<br>P: 17 | 1B: 4<br>2B: 0<br>3B: 0<br>HR: 0 | SF: 0<br>SAC: 0<br>DP: 1<br>HBP: 1 | WP: 0<br>PB: 0<br>SB: 0<br>CS: 1 | PA: 34 |
| <b>PITCHER</b>  | IP                           | WLS                              | BF                            | H                                | R                            | ER                              | SO                           | BB                               | IBB                          | HBP                             | BLK                          | WP                               | HR                           | S                                | P                             | ERA                              | WHIP                         |                                  |                                  |                                    |                                  |        |
| 39 Gustavo Chacin, L<br>ERA: 1.42                       | 8.0                          | W                                | 28                            | 2                                | 0                            | 0                               | 3                            | 2                                | 0                            | 1                               | 0                            | 0                                | 0                            | 68                               | 107                           | 0.00                             | 0.500                        |                                  |                                  |                                    |                                  |        |
| Miguel Batista, R<br>ERA: 3.18                          | 1.0                          |                                  | 6                             | 2                                | 0                            | 0                               | 1                            | 1                                | 0                            | 0                               | 0                            | 0                                | 0                            | 9                                | 17                            | 0.00                             | 3.000                        |                                  |                                  |                                    |                                  |        |

Toronto Blue Jays @ Texas Rangers  
Ameriquet Field, Arlington, TX  
Sat Apr 16 2005, 8:05 PM EDT  
Att: 40,499 - Clear - 76 F

|     |    |
|-----|----|
| AB  | 30 |
| R   | 0  |
| H   | 4  |
| RBI | 0  |
| BB  | 3  |
| SO  | 4  |
| LOB | 19 |





| Batter   | 1                            | 2                                | 3                            | 4                               | 5                             | 6                                | 7                            | 8                                | 9                            | AB                              | R                             | H                                | RBI                           | BB                               | SO                            | LOB                              | TOP                          |                                 |                                  |                                    |                                  |        |  |  |  |  |  |
|--|------------------------------|----------------------------------|------------------------------|---------------------------------|-------------------------------|----------------------------------|------------------------------|----------------------------------|------------------------------|---------------------------------|-------------------------------|----------------------------------|-------------------------------|----------------------------------|-------------------------------|----------------------------------|------------------------------|---------------------------------|----------------------------------|------------------------------------|----------------------------------|--------|--|--|--|--|--|
| Frank Catalanotto, L (1,7)<br>OBP: 0.333, SLG: 0.486 | 0-3<br>K                     |                                  | 0-1<br>E3                    |                                 |                               | 2-2<br>1B                        | 2-1<br>F7                    |                                  | 0-1<br>F8                    | 5                               | 1                             | 1                                | 0                             | 0                                | 1                             | 1                                |                              |                                 |                                  |                                    |                                  |        |  |  |  |  |  |
| Orlando Hudson, S (1,4)<br>OBP: 0.224, SLG: 0.328    | 1-1<br>G3-1                  |                                  | 3-1<br>G4-3                  |                                 |                               | 0-0<br>15 1B                     | 0-0<br>G1-3                  |                                  | 1-2<br>G5-3                  | 5                               | 1                             | 1                                | 0                             | 0                                | 0                             | 2                                |                              |                                 |                                  |                                    |                                  |        |  |  |  |  |  |
| Shea Hillenbrand, R (1,5)<br>OBP: 0.419, SLG: 0.615  | 2-3<br>K                     |                                  |                              | 1-1<br>15 SF9                   |                               | 1-1<br>3 1B                      | 1-2<br>47 2B                 |                                  | 0-0<br>G6-3                  | 5                               | 3                             | 3                                | 1                             | 0                                | 1                             | 0                                |                              |                                 |                                  |                                    |                                  |        |  |  |  |  |  |
| 47 Corey Koskie, L (1,10)<br>OBP: 0.320, SLG: 0.302  |                              | 0-0<br>G1-3                      |                              | 1-0<br>P5                       |                               | 1-2<br>K                         | 2-2<br>15 1B                 |                                  |                              | 4                               | 0                             | 1                                | 1                             | 0                                | 1                             | 3                                |                              |                                 |                                  |                                    |                                  |        |  |  |  |  |  |
| 15 Alex Rios, R (1,8)<br>OBP: 0.341, SLG: 0.425      |                              | 0-0<br>G6-3                      |                              | 2-1<br>SF9                      |                               | 0-1<br>BB                        | 1-2<br>3 1B                  |                                  |                              | 3                               | 0                             | 2                                | 1                             | 0                                | 0                             | 0                                |                              |                                 |                                  |                                    |                                  |        |  |  |  |  |  |
| Eric Hinske, L (1,3)<br>OBP: 0.354, SLG: 0.512       |                              | 2-3<br>K                         |                              | 3-H<br>P6                       |                               | 0-1<br>F6                        | 2-2<br>G3                    |                                  |                              | 4                               | 0                             | 0                                | 0                             | 0                                | 1                             | 5                                |                              |                                 |                                  |                                    |                                  |        |  |  |  |  |  |
| 3 Reed Johnson, R (1,9)<br>OBP: 0.406, SLG: 0.481    |                              |                                  | 2-2<br>E<br>HBP              |                                 | 2-3<br>K                      | 2-2<br>BB                        |                              | 3-2<br>G5-3                      |                              | 3                               | 0                             | 1                                | 1                             | 0                                | 1                             | 0                                |                              |                                 |                                  |                                    |                                  |        |  |  |  |  |  |
| Greg Myers, L (1,2)<br>OBP: 0.385, SLG: 0.111        |                              |                                  | 3-2<br>P4                    |                                 | 0-0<br>L8                     | 1-2<br>3-H                       | 4-2<br>BB                    | 0-2<br>L4                        |                              | 2                               | 0                             | 0                                | 0                             | 0                                | 0                             | 1                                |                              |                                 |                                  |                                    |                                  |        |  |  |  |  |  |
| 9 Gregg Zaun, S (6,2)<br>OBP: 0.465, SLG: 0.647      |                              |                                  |                              |                                 | 1-0<br>P5                     | 1-2<br>2-3                       | 1-3<br>K                     | 1-2<br>L4                        |                              | 0                               | 0                             | 0                                | 1                             | 1                                | 0                             | 0                                |                              |                                 |                                  |                                    |                                  |        |  |  |  |  |  |
| 8 Russ Adams, L (1,6)<br>OBP: 0.281, SLG: 0.379      |                              |                                  | 2-3<br>K                     |                                 | 1-0<br>P5                     | 1-3<br>K                         |                              | 1-2<br>L4                        |                              | 2                               | 0                             | 0                                | 0                             | 0                                | 1                             | 1                                |                              |                                 |                                  |                                    |                                  |        |  |  |  |  |  |
| John McDonald, R (6,6)<br>OBP: 0.357, SLG: 0.462     |                              |                                  |                              |                                 |                               |                                  |                              | 2-2<br>L4                        |                              | 2                               | 0                             | 0                                | 0                             | 0                                | 1                             | 4                                |                              |                                 |                                  |                                    |                                  |        |  |  |  |  |  |
| <b>Inning Stats</b>                                  | R: 0<br>E: 0<br>K: 2<br>S: 9 | H: 0<br>LOB: 0<br>BB: 0<br>P: 12 | R: 0<br>E: 0<br>K: 1<br>S: 5 | H: 0<br>LOB: 0<br>BB: 0<br>P: 7 | R: 0<br>E: 1<br>K: 1<br>S: 12 | H: 0<br>LOB: 2<br>BB: 0<br>P: 22 | R: 1<br>E: 0<br>K: 0<br>S: 6 | H: 1<br>LOB: 0<br>BB: 0<br>P: 11 | R: 0<br>E: 0<br>K: 1<br>S: 6 | H: 0<br>LOB: 0<br>BB: 0<br>P: 9 | R: 3<br>E: 0<br>K: 2<br>S: 25 | H: 5<br>LOB: 3<br>BB: 1<br>P: 36 | R: 1<br>E: 0<br>K: 0<br>S: 20 | H: 3<br>LOB: 2<br>BB: 0<br>P: 28 | R: 0<br>E: 0<br>K: 0<br>S: 10 | H: 1<br>LOB: 0<br>BB: 0<br>P: 14 | R: 0<br>E: 0<br>K: 0<br>S: 6 | H: 0<br>LOB: 0<br>BB: 0<br>P: 7 | 1B: 7<br>2B: 3<br>3B: 1<br>HR: 0 | SF: 1<br>SAC: 0<br>DP: 1<br>HBP: 1 | WP: 0<br>PB: 0<br>SB: 0<br>CS: 0 | PA: 39 |  |  |  |  |  |
| <b>PITCHER</b>                                       | IP                           | WLS                              | BF                           | H                               | R                             | ER                               | SO                           | BB                               | IBB                          | HBP                             | BLK                           | WP                               | HR                            | S                                | P                             | ERA                              | WHIP                         |                                 |                                  |                                    |                                  |        |  |  |  |  |  |
| Chris Young, R (1,1)<br>ERA: 7.62                    | 5.2                          | W                                | 25                           | 6                               | 4                             | 4                                | 6                            | 0                                | 0                            | 1                               | 0                             | 0                                | 0                             | 57                               | 86                            | 6.35                             | 1.059                        |                                 |                                  |                                    |                                  |        |  |  |  |  |  |
| 32 Ron Mahay, L (6,1)<br>ERA: 5.4                    | 1.0                          | H                                | 6                            | 2                               | 1                             | 1                                | 1                            | 1                                | 0                            | 0                               | 0                             | 0                                | 0                             | 16                               | 26                            | 9.00                             | 3.000                        |                                 |                                  |                                    |                                  |        |  |  |  |  |  |
| Doug Brocail, R (7,1)<br>ERA: 4.5                    | 1.1                          | H                                | 5                            | 2                               | 0                             | 0                                | 0                            | 0                                | 0                            | 0                               | 0                             | 0                                | 0                             | 20                               | 27                            | 0.00                             | 1.500                        |                                 |                                  |                                    |                                  |        |  |  |  |  |  |
| Francisco Cordero, R (9,1)<br>ERA: 2.7               | 1.0                          | S                                | 3                            | 0                               | 0                             | 0                                | 0                            | 0                                | 0                            | 0                               | 0                             | 0                                | 0                             | 6                                | 7                             | 0.00                             | 0.000                        |                                 |                                  |                                    |                                  |        |  |  |  |  |  |

Toronto Blue Jays @ Texas Rangers  
Ameriquest Field, Arlington, TX  
Sun Apr 17 2005, 2:05 PM EDT  
Att: 31,310 - Sunny - 76 F

|     |    |
|-----|----|
| AB  | 36 |
| R   | 5  |
| H   | 10 |
| RBI | 5  |
| BB  | 1  |
| SO  | 7  |
| LOB | 17 |



| Batter   | 1                             | 2                                | 3                            | 4                                | 5                            | 6                                | 7                            | 8                                | 9                            | AB                               | R                            | H                               | RBI                          | BB                              | SO                           | LOB                             | BOTTOM                       |                                 |                                  |                                    |                                  |        |  |  |  |  |  |
|--|-------------------------------|----------------------------------|------------------------------|----------------------------------|------------------------------|----------------------------------|------------------------------|----------------------------------|------------------------------|----------------------------------|------------------------------|---------------------------------|------------------------------|---------------------------------|------------------------------|---------------------------------|------------------------------|---------------------------------|----------------------------------|------------------------------------|----------------------------------|--------|--|--|--|--|--|
| Alfonso Soriano, R (1,4)<br>OBP: 0.323, SLG: 0.508   | 3-2<br>9 HR                   |                                  |                              | 1-0<br>G6-3                      |                              | 0-0<br>F7                        |                              |                                  |                              | 4                                | 1                            | 1                               | 0                            | 0                               | 0                            | 2                               |                              |                                 |                                  |                                    |                                  |        |  |  |  |  |  |
| 9 Hank Blalock, L (1,5)<br>OBP: 0.419, SLG: 0.566    | 1-2<br>HR                     |                                  |                              | 1-0<br>1B                        |                              | 1 SAFE<br>G4-1                   |                              |                                  |                              | 4                                | 1                            | 2                               | 2                            | 0                               | 0                            | 2                               |                              |                                 |                                  |                                    |                                  |        |  |  |  |  |  |
| 10 Michael Young, R (1,6)<br>OBP: 0.367, SLG: 0.536  | 1-2<br>3B                     |                                  |                              | 2-1<br>F8                        |                              | 0-0<br>F7                        |                              |                                  |                              | 4                                | 2                            | 2                               | 2                            | 0                               | 0                            | 2                               |                              |                                 |                                  |                                    |                                  |        |  |  |  |  |  |
| 23 Mark Teixeira, S (1,10)<br>OBP: 0.300, SLG: 0.358 | 1-2<br>P5                     |                                  |                              | 1-1<br>G1-3                      |                              |                                  | 0-1<br>P4                    |                                  |                              | 4                                | 0                            | 1                               | 0                            | 0                               | 0                            | 2                               |                              |                                 |                                  |                                    |                                  |        |  |  |  |  |  |
| Adrián González, L (1,3)<br>OBP: 0.241, SLG: 0.500   | 0-0<br>P6                     |                                  |                              |                                  | 1-3<br>K                     |                                  | 2-1<br>G1-3                  |                                  |                              | 4                                | 0                            | 0                               | 0                            | 0                               | 1                            | 2                               |                              |                                 |                                  |                                    |                                  |        |  |  |  |  |  |
| Kevin Mench, R (1,9)<br>OBP: 0.256, SLG: 0.216       | 3-2<br>3B                     |                                  |                              | 2-2<br>L8                        |                              | 1-0<br>CS                        |                              |                                  | 0-1<br>G4-3                  | 4                                | 1                            | 2                               | 0                            | 0                               | 0                            | 0                               |                              |                                 |                                  |                                    |                                  |        |  |  |  |  |  |
| David Dellucci, L (1,7)<br>OBP: 0.500, SLG: 0.700    | 2-1<br>1B                     |                                  |                              | 3-1<br>G4-3                      |                              | 4-2<br>FC6-4                     |                              |                                  | 0-3<br>K                     | 3                                | 0                            | 1                               | 2                            | 1                               | 1                            | 0                               |                              |                                 |                                  |                                    |                                  |        |  |  |  |  |  |
| Sandy Alomar Jr., R (1,2)<br>OBP: 0.500, SLG: 0.500  | 0-0<br>G6-3                   |                                  |                              | 1-1<br>1B                        |                              | 1-1<br>FC6-4                     |                              |                                  | 1-0<br>F9                    | 4                                | 0                            | 1                               | 0                            | 0                               | 0                            | 2                               |                              |                                 |                                  |                                    |                                  |        |  |  |  |  |  |
| Gary Matthews, S (1,8)<br>OBP: 0.234, SLG: 0.239     |                               |                                  |                              | 1-0<br>10 HR                     |                              | 1-0<br>G4-1                      |                              |                                  | 1-3<br>K                     | 4                                | 1                            | 2                               | 0                            | 0                               | 1                            | 1                               |                              |                                 |                                  |                                    |                                  |        |  |  |  |  |  |
| <b>Inning Stats</b>                                  | R: 4<br>E: 0<br>K: 0<br>S: 19 | H: 5<br>LOB: 1<br>BB: 0<br>P: 30 | R: 2<br>E: 0<br>K: 0<br>S: 7 | H: 3<br>LOB: 1<br>BB: 0<br>P: 10 | R: 0<br>E: 0<br>K: 0<br>S: 9 | H: 1<br>LOB: 1<br>BB: 0<br>P: 15 | R: 0<br>E: 0<br>K: 0<br>S: 6 | H: 1<br>LOB: 0<br>BB: 0<br>P: 11 | R: 0<br>E: 0<br>K: 1<br>S: 8 | H: 1<br>LOB: 1<br>BB: 1<br>P: 15 | R: 0<br>E: 0<br>K: 0<br>S: 5 | H: 1<br>LOB: 1<br>BB: 0<br>P: 8 | R: 0<br>E: 0<br>K: 0<br>S: 6 | H: 0<br>LOB: 0<br>BB: 0<br>P: 8 | R: 0<br>E: 0<br>K: 2<br>S: 7 | H: 0<br>LOB: 0<br>BB: 0<br>P: 9 | R: 0<br>E: 0<br>K: 0<br>S: 6 | H: 0<br>LOB: 0<br>BB: 0<br>P: 7 | 1B: 9<br>2B: 0<br>3B: 1<br>HR: 2 | SF: 0<br>SAC: 0<br>DP: 0<br>HBP: 0 | WP: 1<br>PB: 0<br>SB: 0<br>CS: 1 | PA: 36 |  |  |  |  |  |
| <b>PITCHER</b>                                       | IP                            | WLS                              | BF                           | H                                | R                            | ER                               | SO                           | BB                               | IBB                          | HBP                              | BLK                          | WP                              | HR                           | S                               | P                            | ERA                             | WHIP                         |                                 |                                  |                                    |                                  |        |  |  |  |  |  |
| Josh Towers, R (1,1)<br>ERA: 5.52                    | 2.0                           | L                                | 14                           | 8                                | 6                            | 6                                | 0                            | 0                                | 0                            | 0                                | 0                            | 0                               | 0                            | 26                              | 40                           | 27.00                           | 4.000                        |                                 |                                  |                                    |                                  |        |  |  |  |  |  |
| Pete Walker, R (3,1)<br>ERA:                         | 3.0                           |                                  | 12                           | 3                                | 0                            | 0                                | 1                            | 1                                | 0                            | 0                                | 0                            | 0                               | 0                            | 23                              | 41                           | 0.00                            | 1.333                        |                                 |                                  |                                    |                                  |        |  |  |  |  |  |
| Vinnie Chulk, R (6,1)<br>ERA:                        | 1.0                           |                                  | 4                            | 1                                | 0                            | 0                                | 0                            | 0                                | 0                            | 0                                | 0                            | 1                               | 0                            | 5                               | 8                            | 0.00                            | 1.000                        |                                 |                                  |                                    |                                  |        |  |  |  |  |  |
| Scott Schoeneweis, L (7,1)<br>ERA: 7.71              | 1.1                           |                                  | 4                            | 0                                | 0                            | 0                                | 1                            | 0                                | 0                            | 0                                | 0                            | 0                               | 0                            | 9                               | 11                           | 0.00                            | 0.000                        |                                 |                                  |                                    |                                  |        |  |  |  |  |  |
| Justin Speier, R (8,1)<br>ERA: 5.78                  | 0.2                           |                                  | 2                            | 0                                | 0                            | 0                                | 1                            | 0                                | 0                            | 0                                | 0                            | 0                               | 0                            | 4                               | 6                            | 0.00                            | 0.000                        |                                 |                                  |                                    |                                  |        |  |  |  |  |  |

Toronto Blue Jays @ Texas Rangers  
Ameriquest Field, Arlington, TX  
Sun Apr 17 2005, 2:05 PM EDT  
Att: 31,310 - Sunny - 76 F

|     |    |
|-----|----|
| AB  | 35 |
| R   | 6  |
| H   | 12 |
| RBI | 6  |
| BB  | 1  |
| SO  | 3  |
| LOB | 13 |





| Batter  | 1  | 2                                | 3                                   | 4                                 | 5                             | 6                                       | 7                              | 8                                   | 9                                | AB                               | R                            | H                                | RBI                           | BB                               | SO                           | LOB                             | TOP                           |                                  |                                   |                          |                                  |        |   |
|---|--|----------------------------------|-------------------------------------|-----------------------------------|-------------------------------|---|--------------------------------|-------------------------------------|----------------------------------|----------------------------------|------------------------------|----------------------------------|-------------------------------|----------------------------------|------------------------------|---------------------------------|-------------------------------|----------------------------------|-----------------------------------|--------------------------|----------------------------------|--------|---|
| Frank Catalanotto, L (1, 7)<br>OBP: 0.349, SLG: 0.513<br>3 Reed Johnson, R (7, PH)<br>OBP: 0.394, SLG: 0.464                    |  |                                  |                                     |                                   |                               |   |                                |                                     |                                  | 4                                | 0                            | 2                                | 2                             | 0                                | 2                            | 3                               |                               |                                  |                                   |                          |                                  |        |   |
| 9 Gregg Zaun, S (1, 2)<br>OBP: 0.417, SLG: 0.579  |  |                                  |                                     |                                   |                               |   |                                |                                     |                                  | 4                                | 0                            | 0                                | 1                             | 0                                | 2                            | 1                               |                               |                                  |                                   |                          |                                  |        |   |
| Shea Hillenbrand, R (1, 5)<br>OBP: 0.467, SLG: 0.643  |  |                                  |                                     |                                   |                               |   |                                |                                     |                                  | 4                                | 1                            | 4                                | 0                             | 0                                | 0                            | 0                               |                               |                                  |                                   |                          |                                  |        |   |
| 47 Corey Koskie, L (1, 10)<br>OBP: 0.309, SLG: 0.277  |  |                                  |                                     |                                   |                               |   |                                |                                     |                                  | 4                                | 0                            | 0                                | 0                             | 1                                | 3                            | 4                               |                               |                                  |                                   |                          |                                  |        |   |
| 10 Vernon Wells, R (1, 8)<br>OBP: 0.228, SLG: 0.377   |  |                                  |                                     |                                   |                               |   |                                |                                     |                                  | 5                                | 1                            | 3                                | 1                             | 0                                | 1                            | 4                               |                               |                                  |                                   |                          |                                  |        |   |
| Eric Hinske, L (1, 3)<br>OBP: 0.377, SLG: 0.521   |  |                                  |                                     |                                   |                               |   |                                |                                     |                                  | 5                                | 2                            | 3                                | 0                             | 0                                | 1                            | 2                               |                               |                                  |                                   |                          |                                  |        |   |
| 15 Alex Rios, R (1, 9)<br>OBP: 0.327, SLG: 0.400  |  |                                  |                                     |                                   |                               |   |                                |                                     |                                  | 5                                | 1                            | 1                                | 0                             | 0                                | 2                            | 4                               |                               |                                  |                                   |                          |                                  |        |   |
| Orlando Hudson, S (1, 4)<br>OBP: 0.254, SLG: 0.365  |  |                                  |                                     |                                   |                               |   |                                |                                     |                                  | 5                                | 1                            | 3                                | 1                             | 0                                | 0                            | 3                               |                               |                                  |                                   |                          |                                  |        |   |
| 8 Russ Adams, L (1, 6)<br>OBP: 0.314, SLG: 0.387<br>John McDonald, R (7, PH)<br>OBP: 0.400, SLG: 0.500<br>Greg Myers, L (9, PH) |  |                                  |                                     |                                   |                               |   |                                |                                     |                                  | 2                                | 1                            | 1                                | 1                             | 1                                | 1                            | 2                               |                               |                                  |                                   |                          |                                  |        |   |
|   |  |                                  |                                     |                                   |                               |   |                                |                                     |                                  | 1                                | 0                            | 1                                | 1                             | 0                                | 0                            | 0                               |                               |                                  |                                   |                          |                                  |        |   |
|   |  |                                  |                                     |                                   |                               |   |                                |                                     |                                  | 1                                | 0                            | 0                                | 0                             | 0                                | 0                            | 2                               |                               |                                  |                                   |                          |                                  |        |   |
| <b>Inning Stats</b>   | R: 0<br>E: 0<br>K: 3<br>S: 12            | H: 1<br>LOB: 1<br>BB: 0<br>P: 16 | R: 0<br>E: 0<br>K: 2<br>S: 28       | H: 2<br>LOB: 3<br>BB: 1<br>P: 40  | R: 1<br>E: 0<br>K: 1<br>S: 12 | H: 1<br>LOB: 1<br>BB: 0<br>P: 15        | R: 2<br>E: 0<br>K: 2<br>S: 18  | H: 4<br>LOB: 3<br>BB: 1<br>P: 24    | R: 2<br>E: 0<br>K: 1<br>S: 15    | H: 3<br>LOB: 1<br>BB: 0<br>P: 23 | R: 0<br>E: 0<br>K: 1<br>S: 9 | H: 1<br>LOB: 0<br>BB: 0<br>P: 11 | R: 1<br>E: 0<br>K: 0<br>S: 13 | H: 2<br>LOB: 1<br>BB: 0<br>P: 22 | R: 0<br>E: 0<br>K: 0<br>S: 7 | H: 1<br>LOB: 0<br>BB: 0<br>P: 8 | R: 1<br>E: 0<br>K: 1<br>S: 10 | H: 3<br>LOB: 1<br>BB: 0<br>P: 13 | 1B: 15<br>2B: 3<br>3B: 0<br>HR: 0 | SF: 1<br>DP: 3<br>HBP: 1 | WP: 1<br>PB: 0<br>SB: 0<br>CS: 0 | PA: 45 |   |
| <b>PITCHER</b>  | IP: 5.0<br>WLS: W<br>BF: 29<br>ERA: 8.44 | H: 11<br>R: 5<br>ER: 5<br>SO: 10 | BB: 2<br>IBB: 0<br>HBP: 1<br>BLK: 0 | WP: 0<br>HR: 0<br>S: 85<br>P: 118 | ERA: 9.00<br>WHIP: 2.600      | IP: 1.0<br>WLS: 5<br>BF: 3<br>ERA: 10.8 | H: 3<br>R: 1<br>ER: 1<br>SO: 1 | BB: 0<br>IBB: 0<br>HBP: 0<br>BLK: 0 | WP: 0<br>HR: 0<br>S: 10<br>P: 13 | ERA: 9.00<br>WHIP: 3.000         |                              |                                  |                               |                                  |                              |                                 |                               |                                  |                                   |                          |                                  |        |   |
| 38 Curt Schilling, R (1, 1)<br>ERA: 8.44  | 6.1                                      | 1.0                              | 0.2                                 | 0.0                               | 1.1                           |   |                                |                                     |                                  |                                  |                              |                                  |                               |                                  |                              |                                 |                               |                                  |                                   |                          |                                  |        |   |
| John Halama, L (6, 1)<br>ERA: 5.79  | 7.1                                      | 0.2                              | 3                                   | 1                                 | 1                             | 1                                       | 0                              | 0                                   | 0                                | 0                                | 0                            | 0                                | 0                             | 0                                | 0                            | 0                               | 0                             | 0                                | 0                                 | 0                        | 0                                | 0      | 0 |
| Matt Mantei, R (7, 1)<br>ERA: 6.75  | 7.1                                      | 0.0                              | 1                                   | 1                                 | 0                             | 0                                       | 0                              | 0                                   | 0                                | 0                                | 0                            | 0                                | 0                             | 0                                | 0                            | 0                               | 0                             | 0                                | 0                                 | 0                        | 0                                | 0      | 0 |
| 50 Mike Timlin, R (7, 1)<br>ERA: 2.7  | 7.1                                      | 1.1                              | 4                                   | 1                                 | 0                             | 0                                       | 0                              | 0                                   | 0                                | 0                                | 0                            | 0                                | 0                             | 0                                | 0                            | 0                               | 0                             | 0                                | 0                                 | 0                        | 0                                | 0      | 0 |

Toronto Blue Jays @ Boston Red Sox  
Fenway Park, Boston, MA  
Mon Apr 18 2005, 11:05 AM EDT  
Att: 35,243 - Sunny - 60 F

|     |    |
|-----|----|
| AB  | 41 |
| R   | 7  |
| H   | 18 |
| RBI | 7  |
| BB  | 2  |
| SO  | 12 |
| LOB | 26 |



| Batter  | 1  | 2                                | 3                                   | 4                                | 5                             | 6  | 7                              | 8                                   | 9                                | AB                               | R                                      | H                                | RBI                                 | BB                               | SO                           | LOB                                      | BOTTOM                           |                                     |                                  |                          |  |                                |                                     |                                 |                          |
|---|--|----------------------------------|-------------------------------------|----------------------------------|-------------------------------|--|--------------------------------|-------------------------------------|----------------------------------|----------------------------------|--|----------------------------------|-------------------------------------|----------------------------------|------------------------------|--|----------------------------------|-------------------------------------|----------------------------------|--------------------------|--|--------------------------------|-------------------------------------|---------------------------------|--------------------------|
| 18 Johnny Damon, L (1, 8)<br>OBP: 0.345, SLG: 0.365   |  |                                  |                                     |                                  |                               |  |                                |                                     |                                  | 5                                | 1                                      | 3                                | 2                                   | 0                                | 1                            | 2  |                                  |                                     |                                  |                          |  |                                |                                     |                                 |                          |
| Trot Nixon, L (1, 9)<br>OBP: 0.422, SLG: 0.529  |  |                                  |                                     |                                  |                               |  |                                |                                     |                                  | 4                                | 2                                      | 2                                | 2                                   | 0                                | 2                            | 0  |                                  |                                     |                                  |                          |  |                                |                                     |                                 |                          |
| Manny Ramirez, R (1, 7)<br>OBP: 0.375, SLG: 0.553<br>Jay Payton, R (7, 7)<br>OBP: 0.300, SLG: 0.474       |  |                                  |                                     |                                  |                               |  |                                |                                     |                                  | 2                                | 3                                      | 2                                | 5                                   | 2                                | 0                            | 0  |                                  |                                     |                                  |                          |  |                                |                                     |                                 |                          |
| 34 David Ortiz, L (1, 10)<br>OBP: 0.352, SLG: 0.583<br>Ramón Vázquez, L (8, PH)<br>OBP: 0.167, SLG: 0.167 |  |                                  |                                     |                                  |                               |  |                                |                                     |                                  | 4                                | 0                                      | 1                                | 0                                   | 0                                | 1                            | 1  |                                  |                                     |                                  |                          |  |                                |                                     |                                 |                          |
| Kevin Millar, R (1, 3)<br>OBP: 0.423, SLG: 0.300<br>Dave McCarty, R (8, PH)<br>OBP: 0.500, SLG: 0.333     |  |                                  |                                     |                                  |                               |  |                                |                                     |                                  | 3                                | 1                                      | 2                                | 1                                   | 1                                | 1                            | 0  |                                  |                                     |                                  |                          |  |                                |                                     |                                 |                          |
| Edgar Renteria, R (1, 6)<br>OBP: 0.284, SLG: 0.462  |  |                                  |                                     |                                  |                               |  |                                |                                     |                                  | 5                                | 1                                      | 1                                | 0                                   | 0                                | 0                            | 3  |                                  |                                     |                                  |                          |  |                                |                                     |                                 |                          |
| Jason Varitek, S (1, 2)<br>OBP: 0.350, SLG: 0.641   |  |                                  |                                     |                                  |                               |  |                                |                                     |                                  | 4                                | 0                                      | 1                                | 0                                   | 0                                | 2                            | 3  |                                  |                                     |                                  |                          |  |                                |                                     |                                 |                          |
| Bill Mueller, S (1, 5)<br>OBP: 0.367, SLG: 0.293  |  |                                  |                                     |                                  |                               |  |                                |                                     |                                  | 2                                | 3                                      | 2                                | 0                                   | 1                                | 0                            | 0  |                                  |                                     |                                  |                          |  |                                |                                     |                                 |                          |
| Mark Bellhorn, S (1, 4)<br>OBP: 0.313, SLG: 0.386   |  |                                  |                                     |                                  |                               |  |                                |                                     |                                  | 4                                | 1                                      | 1                                | 2                                   | 0                                | 2                            | 4  |                                  |                                     |                                  |                          |  |                                |                                     |                                 |                          |
| <b>Inning Stats</b>   | R: 1<br>E: 0<br>K: 1<br>S: 16            | H: 2<br>LOB: 2<br>BB: 1<br>P: 29 | R: 4<br>E: 0<br>K: 2<br>S: 19       | H: 4<br>LOB: 0<br>BB: 0<br>P: 28 | R: 4<br>E: 0<br>K: 1<br>S: 16 | H: 3<br>LOB: 0<br>BB: 2<br>P: 36         | R: 0<br>E: 0<br>K: 1<br>S: 10  | H: 0<br>LOB: 0<br>BB: 1<br>P: 16    | R: 0<br>E: 0<br>K: 2<br>S: 13    | H: 1<br>LOB: 2<br>BB: 0<br>P: 21 | R: 2<br>E: 0<br>K: 2<br>S: 20          | H: 3<br>LOB: 1<br>BB: 0<br>P: 29 | R: 1<br>E: 0<br>K: 0<br>S: 10       | H: 2<br>LOB: 1<br>BB: 0<br>P: 15 | R: 0<br>E: 0<br>K: 0<br>S: 8 | H: 0<br>LOB: 0<br>BB: 0<br>P: 14         | 1B: 9<br>2B: 5<br>3B: 0<br>HR: 2 | SF: 1<br>DP: 1<br>HBP: 1            | WP: 1<br>PB: 0<br>SB: 0<br>CS: 0 | PA: 42                   |  |                                |                                     |                                 |                          |
| <b>PITCHER</b>  | IP: 2.0<br>WLS: L<br>BF: 15<br>ERA: 7.71 | H: 7<br>R: 7<br>ER: 7<br>SO: 3   | BB: 2<br>IBB: 1<br>HBP: 1<br>BLK: 0 | WP: 0<br>HR: 1<br>S: 40<br>P: 69 | ERA: 31.50<br>WHIP: 4.500     | IP: 2.2<br>WLS: 3<br>BF: 12<br>ERA: 6.75 | H: 3<br>R: 2<br>ER: 2<br>SO: 3 | BB: 1<br>IBB: 1<br>HBP: 1<br>BLK: 0 | WP: 0<br>HR: 0<br>S: 29<br>P: 53 | ERA: 6.75<br>WHIP: 1.500         | IP: 1.1<br>WLS: 3<br>BF: 7<br>ERA: 9.0 | H: 3<br>R: 2<br>ER: 2<br>SO: 3   | BB: 0<br>IBB: 0<br>HBP: 0<br>BLK: 0 | WP: 0<br>HR: 1<br>S: 25<br>P: 37 | ERA: 13.50<br>WHIP: 2.250    | IP: 7.1<br>WLS: 5<br>BF: 30<br>ERA: 1.35 | H: 2<br>R: 1<br>ER: 1<br>SO: 0   | BB: 0<br>IBB: 0<br>HBP: 0<br>BLK: 0 | WP: 0<br>HR: 0<br>S: 10<br>P: 15 | ERA: 9.00<br>WHIP: 2.000 | IP: 8.1<br>WLS: 3<br>BF: 33<br>ERA: 4.76 | H: 0<br>R: 0<br>ER: 0<br>SO: 0 | BB: 0<br>IBB: 0<br>HBP: 0<br>BLK: 0 | WP: 0<br>HR: 0<br>S: 8<br>P: 14 | ERA: 0.00<br>WHIP: 0.000 |
| Dave Bush, R (1, 1)<br>ERA: 7.71  | 3.1                                      | 2.2                              | 1.1                                 |                                  |                               |  |                                |                                     |                                  |                                  |  |                                  |                                     |                                  |                              |  |                                  |                                     |                                  |                          |  |                                |                                     |                                 |                          |
| 22 Brandon League, R (3, 1)<br>ERA: 6.75  | 5.1                                      | 1.1                              | 7                                   | 3                                | 2                             | 2  | 3                              | 0                                   | 0                                | 0                                | 0                                      | 0                                | 0                                   | 0                                | 0                            | 0  | 0                                |                                     |                                  |                          |  |                                |                                     |                                 |                          |
| 54 Jason Frasor, R (5, 1)<br>ERA: 9.0   | 7.1                                      | 1.0                              | 5                                   | 2                                | 1                             | 1  | 0                              | 0                                   | 0                                | 0                                | 0                                      | 0                                | 0                                   | 0                                | 0                            | 0  | 0                                |                                     |                                  |                          |  |                                |                                     |                                 |                          |
| Vinnie Chulk, R (7, 1)<br>ERA: 1.35   | 8.1                                      | 1.0                              | 3                                   | 0                                | 0                             | 0  | 0                              | 0                                   | 0                                | 0                                | 0                                      | 0                                | 0                                   | 0                                | 0                            | 0  | 0                                |                                     |                                  |                          |  |                                |                                     |                                 |                          |

Toronto Blue Jays @ Boston Red Sox  
Fenway Park, Boston, MA  
Mon Apr 18 2005, 11:05 AM EDT  
Att: 35,243 - Sunny - 60 F

|     |    |
|-----|----|
| AB  | 36 |
| R   | 12 |
| H   | 15 |
| RBI | 12 |
| BB  | 4  |
| SO  | 9  |
| LOB | 14 |





| Batter  | 1                                     | 2                                | 3                                     | 4                                | 5                                    | 6                               | 7                                     | 8                                | 9                                    | AB                               | R                                    | H                                | RBI                                   | BB                               | SO                                    | LOB                              | TOP                                   |                                  |                                   |                                    |  |
|---|---------------------------------------|----------------------------------|---------------------------------------|----------------------------------|--------------------------------------|---------------------------------|---------------------------------------|----------------------------------|--------------------------------------|----------------------------------|--------------------------------------|----------------------------------|---------------------------------------|----------------------------------|---------------------------------------|----------------------------------|---------------------------------------|----------------------------------|-----------------------------------|------------------------------------|--|
| Frank Catalanotto, L (1,7)<br>OBP: 0.333, SLG: 0.465<br>3 Reed Johnson, R (9, PR)<br>OBP: 0.394, SLG: 0.464 | L3                                    | F7                               |                                       |                                  | F8                                   |                                 | G6-3                                  |                                  | 9 BB<br>1B<br>HBP                    | 4                                | 0                                    | 0                                | 0                                     | 0                                | 0                                     | 2                                |                                       |                                  |                                   |                                    |  |
| 9 Gregg Zaun, S (1,2)<br>OBP: 0.415, SLG: 0.548   | G4-3                                  |                                  | F8                                    |                                  | G6-3                                 |                                 | FC6-4<br>1B                           |                                  | 1B<br>47<br>1B<br>BB                 | 4                                | 1                                    | 1                                | 0                                     | 1                                | 0                                     | 0                                |                                       |                                  |                                   |                                    |  |
| Shea Hillenbrand, R (1,3)<br>OBP: 0.462, SLG: 0.623   | 47<br>1B                              |                                  | G4-3                                  |                                  |                                      |                                 | FC6-4                                 |                                  | 47<br>1B<br>1B                       | 5                                | 0                                    | 2                                | 0                                     | 0                                | 1                                     | 1                                |                                       |                                  |                                   |                                    |  |
| 47 Corey Koskie, L (1,5)<br>OBP: 0.350, SLG: 0.385  | 1B                                    |                                  | G6-3                                  |                                  |                                      |                                 |                                       |                                  | 1B                                   | 5                                | 2                                    | 4                                | 2                                     | 0                                | 0                                     | 0                                |                                       |                                  |                                   |                                    |  |
| 10 Vernon Wells, R (1,8)<br>OBP: 0.226, SLG: 0.414  | K                                     |                                  |                                       | P4                               |                                      |                                 |                                       |                                  | 10<br>HR<br>1B                       | 5                                | 1                                    | 1                                | 2                                     | 0                                | 1                                     | 4                                |                                       |                                  |                                   |                                    |  |
| Eric Hinske, L (1,10)   |                                       | F9                               |                                       | 1B<br>BB                         |                                      |                                 |                                       |                                  | 15<br>G4-3<br>1B                     | 3                                | 0                                    | 2                                | 0                                     | 1                                | 0                                     | 0                                |                                       |                                  |                                   |                                    |  |
| 15 Alex Rios, R (1,9)<br>OBP: 0.302, SLG: 0.367   |                                       | K                                |                                       | F9                               |                                      |                                 |                                       |                                  | 15<br>G4-6-3<br>1B                   | 4                                | 0                                    | 0                                | 0                                     | 0                                | 1                                     | 3                                |                                       |                                  |                                   |                                    |  |
| Orlando Hudson, S (1,4)<br>OBP: 0.269, SLG: 0.373   |                                       | 8<br>1B                          |                                       | 1B                               |                                      |                                 |                                       |                                  | 1B                                   | 4                                | 0                                    | 2                                | 0                                     | 0                                | 0                                     | 1                                |                                       |                                  |                                   |                                    |  |
| 8 Russ Adams, L (1,6)   |                                       | 1B                               |                                       | G3                               |                                      |                                 |                                       |                                  | F7                                   | 4                                | 0                                    | 1                                | 0                                     | 0                                | 0                                     | 2                                |                                       |                                  |                                   |                                    |  |
| <b>Inning Stats</b>   | R: 0<br>H: 2<br>E: 0<br>K: 1<br>S: 14 | H: 2<br>LOB: 2<br>BB: 0<br>P: 17 | R: 0<br>H: 0<br>E: 0<br>K: 1<br>S: 13 | H: 2<br>LOB: 2<br>BB: 0<br>P: 17 | R: 0<br>H: 0<br>E: 0<br>K: 0<br>S: 6 | H: 0<br>LOB: 0<br>BB: 0<br>P: 8 | R: 0<br>H: 1<br>E: 0<br>K: 0<br>S: 11 | H: 1<br>LOB: 2<br>BB: 1<br>P: 19 | R: 0<br>H: 0<br>E: 0<br>K: 1<br>S: 9 | H: 0<br>LOB: 0<br>BB: 0<br>P: 11 | R: 1<br>H: 2<br>E: 0<br>K: 0<br>S: 8 | H: 2<br>LOB: 1<br>BB: 0<br>P: 11 | R: 0<br>H: 1<br>E: 0<br>K: 0<br>S: 14 | H: 1<br>LOB: 0<br>BB: 0<br>P: 20 | R: 2<br>H: 3<br>E: 0<br>K: 0<br>S: 10 | H: 3<br>LOB: 2<br>BB: 0<br>P: 15 | R: 1<br>H: 2<br>E: 0<br>K: 0<br>S: 14 | H: 2<br>LOB: 2<br>BB: 1<br>P: 21 | 1B: 10<br>2B: 1<br>3B: 0<br>HR: 2 | SF: 0<br>SAC: 0<br>DP: 1<br>HBP: 1 | WP: 0<br>PA: 41<br>PB: 0<br>SB: 0<br>CS: 0 |
| <b>PITCHER</b>  | IP                                    | WLS                              | BF                                    | H                                | R                                    | ER                              | SO                                    | BB                               | IBB                                  | HBP                              | BLK                                  | WP                               | HR                                    | S                                | P                                     | ERA                              | WHIP                                  |                                  |                                   |                                    |  |
| Bronson Arroyo, R (1,1)<br>ERA: 3.86  | 7.0                                   |                                  | 30                                    | 8                                | 1                                    | 1                               | 3                                     | 1                                | 0                                    | 0                                | 0                                    | 0                                | 1                                     | 75                               | 103                                   | 1.29                             | 1.286                                 |                                  |                                   |                                    |  |
| Alan Embree, L (8,1)<br>ERA: 4.15   | 1.0                                   | B                                | 5                                     | 3                                | 2                                    | 2                               | 0                                     | 0                                | 0                                    | 0                                | 0                                    | 0                                | 1                                     | 10                               | 15                                    | 18.00                            | 3.000                                 |                                  |                                   |                                    |  |
| Keith Foulke, R (9,1)<br>ERA: 4.5   | 1.0                                   | L                                | 6                                     | 2                                | 1                                    | 1                               | 0                                     | 1                                | 0                                    | 1                                | 0                                    | 0                                | 0                                     | 14                               | 21                                    | 9.00                             | 3.000                                 |                                  |                                   |                                    |  |

Toronto Blue Jays @ Boston Red Sox  
Fenway Park, Boston, MA  
Tue Apr 19 2005, 7:05 PM EDT  
Att: 35,598 - Clear - 65 F

AB 38  
R 4  
H 13  
RBI 4  
BB 2  
SO 3  
LOB 13



| Batter   | 1                                    | 2                                | 3                                    | 4                                | 5                                    | 6                                | 7                                    | 8                               | 9                                    | AB                              | R                                     | H                                | RBI                                   | BB                               | SO                                    | LOB                              | BOTTOM                           |                                    |  |  |  |
|--|--------------------------------------|----------------------------------|--------------------------------------|----------------------------------|--------------------------------------|----------------------------------|--------------------------------------|---------------------------------|--------------------------------------|---------------------------------|---------------------------------------|----------------------------------|---------------------------------------|----------------------------------|---------------------------------------|----------------------------------|----------------------------------|------------------------------------|--|--|--|
| 18 Johnny Damon, L (1,8)<br>OBP: 0.339, SLG: 0.357   | G6-3                                 |                                  | K                                    |                                  |                                      | G4-3                             |                                      |                                 | WP<br>BLK<br>1B                      | 4                               | 0                                     | 1                                | 0                                     | 0                                | 1                                     | 0                                |                                  |                                    |  |  |  |
| Trot Nixon, L (1,9)<br>OBP: 0.429, SLG: 0.514  | G4-3                                 |                                  |                                      | G5-4-3<br>1B                     |                                      |                                  | L4                                   |                                 | 1B<br>IBB                            | 3                               | 0                                     | 1                                | 0                                     | 1                                | 0                                     | 0                                |                                  |                                    |  |  |  |
| Manny Ramirez, R (1,7)<br>OBP: 0.390, SLG: 0.612<br>Jay Payton, R (8,7)<br>OBP: 0.286, SLG: 0.450    | HR                                   |                                  |                                      | G5-4-3                           |                                      |                                  | 34<br>HR<br>BB                       |                                 | F7                                   | 2                               | 2                                     | 1                                | 1                                     | 1                                | 0                                     | 1                                |                                  |                                    |  |  |  |
| 34 David Ortiz, L (1,10)<br>OBP: 0.345, SLG: 0.615   | F7                                   |                                  |                                      | G1-3                             |                                      |                                  | HR                                   |                                 | F7                                   | 4                               | 1                                     | 1                                | 2                                     | 0                                | 0                                     | 0                                |                                  |                                    |  |  |  |
| Kevin Millar, R (1,3)<br>OBP: 0.418, SLG: 0.286<br>Dave McCarty, R (7, PR)<br>OBP: 0.600, SLG: 0.500 | L6                                   |                                  |                                      | G6-3                             |                                      |                                  | FC6<br>HBP                           |                                 | 1B<br>1B                             | 2                               | 0                                     | 0                                | 0                                     | 0                                | 0                                     | 0                                |                                  |                                    |  |  |  |
| Edgar Renteria, R (1,6)<br>OBP: 0.246, SLG: 0.429  | G5-3                                 |                                  |                                      | G1-6-3                           |                                      |                                  | K                                    |                                 | F7                                   | 4                               | 0                                     | 0                                | 0                                     | 0                                | 1                                     | 2                                |                                  |                                    |  |  |  |
| Jason Varitek, S (1,2)<br>OBP: 0.341, SLG: 0.605   | K                                    |                                  |                                      | G1-3                             |                                      |                                  | FC6                                  |                                 | 1B                                   | 4                               | 0                                     | 1                                | 0                                     | 0                                | 1                                     | 1                                |                                  |                                    |  |  |  |
| Ramón Vázquez, L (1,5)<br>OBP: 0.100, SLG: 0.100   |                                      |                                  | G1-3                                 |                                  |                                      | G3                               |                                      |                                 | F8                                   | 4                               | 0                                     | 0                                | 0                                     | 0                                | 0                                     | 2                                |                                  |                                    |  |  |  |
| Mark Bellhorn, S (1,4)<br>OBP: 0.294, SLG: 0.362   | G1-3                                 |                                  |                                      | G1-3                             |                                      |                                  | F8                                   |                                 | G4-3                                 | 3                               | 0                                     | 0                                | 0                                     | 0                                | 0                                     | 0                                |                                  |                                    |  |  |  |
| <b>Inning Stats</b>  | R: 1<br>H: 1<br>E: 0<br>K: 0<br>S: 9 | H: 1<br>LOB: 0<br>BB: 0<br>P: 15 | R: 0<br>H: 0<br>E: 0<br>K: 1<br>S: 7 | H: 0<br>LOB: 0<br>BB: 0<br>P: 10 | R: 0<br>H: 0<br>E: 0<br>K: 1<br>S: 5 | H: 0<br>LOB: 0<br>BB: 0<br>P: 10 | R: 0<br>H: 1<br>E: 0<br>K: 0<br>S: 3 | H: 1<br>LOB: 0<br>BB: 0<br>P: 3 | R: 0<br>H: 0<br>E: 0<br>K: 0<br>S: 6 | H: 0<br>LOB: 0<br>BB: 0<br>P: 9 | R: 2<br>H: 1<br>E: 0<br>K: 1<br>S: 18 | H: 1<br>LOB: 1<br>BB: 1<br>P: 27 | R: 0<br>H: 1<br>E: 0<br>K: 0<br>S: 11 | H: 1<br>LOB: 2<br>BB: 1<br>P: 17 | R: 0<br>H: 2<br>E: 0<br>K: 0<br>S: 13 | H: 2<br>LOB: 2<br>BB: 0<br>P: 20 | 1B: 4<br>2B: 0<br>3B: 0<br>HR: 2 | SF: 0<br>SAC: 0<br>DP: 1<br>HBP: 1 | WP: 1<br>PA: 35<br>PB: 0<br>SB: 0<br>CS: 0 |  |  |
| <b>PITCHER</b>   | IP                                   | WLS                              | BF                                   | H                                | R                                    | ER                               | SO                                   | BB                              | IBB                                  | HBP                             | BLK                                   | WP                               | HR                                    | S                                | P                                     | ERA                              | WHIP                             |                                    |  |  |  |
| 32 Roy Halladay, R (1,1)<br>ERA: 3.3   | 8.0                                  |                                  | 30                                   | 4                                | 3                                    | 3                                | 3                                    | 1                               | 0                                    | 0                               | 0                                     | 0                                | 0                                     | 65                               | 100                                   | 3.38                             | 0.625                            |                                    |  |  |  |
| Miguel Batista, R (9,1)<br>ERA: 2.7  | 1.0                                  | S                                | 5                                    | 2                                | 0                                    | 0                                | 0                                    | 0                               | 0                                    | 0                               | 0                                     | 0                                | 0                                     | 13                               | 20                                    | 0.00                             | 2.000                            |                                    |  |  |  |

Toronto Blue Jays @ Boston Red Sox  
Fenway Park, Boston, MA  
Tue Apr 19 2005, 7:05 PM EDT  
Att: 35,598 - Clear - 65 F

AB 32  
R 3  
H 6  
RBI 3  
BB 2  
SO 3  
LOB 8





| Batter  | 1   | 2                                | 3                             | 4                                | 5                             | 6                                | 7                             | 8                                | 9                             | AB                               | R                             | H                                | RBI                          | BB                               | SO                            | LOB                              | TOP   |   |                                    |                                  |
|---|---|----------------------------------|-------------------------------|----------------------------------|-------------------------------|----------------------------------|-------------------------------|----------------------------------|-------------------------------|----------------------------------|-------------------------------|----------------------------------|------------------------------|----------------------------------|-------------------------------|----------------------------------|---|---|------------------------------------|----------------------------------|
| <b>2 Derek Jeter, R</b><br>OBP: 0.493, SLG: 0.483   |   |                                  |                               |                                  |                               |                                  |                               |                                  |                               | 5                                | 1                             | 2                                | 1                            | 1                                | 1                             | 2                                | <b>New York Yankees @ Toronto Blue Jays</b><br>Rogers Centre, Toronto, ON<br>Wed Apr 20 2005, 7:07 PM EDT<br>Att: 22,838 - Roof Closed - 68 F |   |                                    |                                  |
| <b>Bernie Williams, S</b><br>OBP: 0.373, SLG: 0.333<br><b>Bubba Crosby, L</b><br>OBP: 0.125, SLG: 0.125   |   |                                  |                               |                                  |                               |                                  |                               |                                  |                               | 3                                | 0                             | 2                                | 1                            | 2                                | 0                             | 0                                |   |   |                                    |                                  |
| <b>Gary Sheffield, R</b><br>OBP: 0.380, SLG: 0.458  |   |                                  |                               |                                  |                               |                                  |                               |                                  |                               | 6                                | 0                             | 2                                | 0                            | 0                                | 2                             | 6                                |   |   |                                    |                                  |
| <b>55 Hideki Matsui, L</b><br>OBP: 0.377, SLG: 0.532  |   |                                  |                               |                                  |                               |                                  |                               |                                  |                               | 5                                | 1                             | 1                                | 1                            | 1                                | 0                             | 5                                |   |   |                                    |                                  |
| <b>13 Alex Rodriguez, R</b><br>OBP: 0.319, SLG: 0.529   |   |                                  |                               |                                  |                               |                                  |                               |                                  |                               | 4                                | 2                             | 1                                | 2                            | 2                                | 1                             | 5                                |   |   |                                    |                                  |
| <b>Ruben Sierra, S</b><br>OBP: 0.296, SLG: 0.692<br><b>25 Jason Giambi, L</b><br>OBP: 0.400, SLG: 0.477   |   |                                  |                               |                                  |                               |                                  |                               |                                  |                               | 2                                | 2                             | 2                                | 1                            | 0                                | 0                             | 0                                |   |   |                                    |                                  |
| <b>20 Jorge Posada, S</b><br>OBP: 0.345, SLG: 0.365   |   |                                  |                               |                                  |                               |                                  |                               |                                  |                               | 5                                | 2                             | 3                                | 4                            | 0                                | 0                             | 1                                |   |   |                                    |                                  |
| <b>Tino Martinez, L</b><br>OBP: 0.354, SLG: 0.425   |   |                                  |                               |                                  |                               |                                  |                               |                                  |                               | 4                                | 1                             | 0                                | 0                            | 1                                | 1                             | 2                                |   |   |                                    |                                  |
| <b>Tony Womack, L</b><br>OBP: 0.310, SLG: 0.283   |   |                                  |                               |                                  |                               |                                  |                               |                                  |                               | 3                                | 0                             | 1                                | 1                            | 0                                | 1                             | 1                                |   |   |                                    |                                  |
| <b>Inning Stats</b>   | R: 0<br>E: 0<br>K: 1<br>S: 5                          | H: 0<br>LOB: 0<br>BB: 0<br>P: 6  | R: 3<br>E: 0<br>K: 0<br>S: 11 | H: 4<br>LOB: 1<br>BB: 0<br>P: 18 | R: 0<br>E: 0<br>K: 1<br>S: 10 | H: 0<br>LOB: 1<br>BB: 1<br>P: 17 | R: 4<br>E: 0<br>K: 1<br>S: 21 | H: 4<br>LOB: 3<br>BB: 3<br>P: 37 | R: 0<br>E: 0<br>K: 1<br>S: 13 | H: 1<br>LOB: 3<br>BB: 2<br>P: 22 | R: 1<br>E: 0<br>K: 2<br>S: 14 | H: 2<br>LOB: 2<br>BB: 0<br>P: 18 | R: 0<br>E: 0<br>K: 1<br>S: 9 | H: 0<br>LOB: 0<br>BB: 0<br>P: 11 | R: 0<br>E: 0<br>K: 1<br>S: 14 | H: 2<br>LOB: 2<br>BB: 0<br>P: 18 |   | 1B: 7<br>2B: 8<br>3B: 0<br>HR: 1                      | SF: 0<br>SAC: 1<br>DP: 0<br>HBP: 1 | WP: 0<br>PB: 0<br>SB: 1<br>CS: 0 |
| <b>PITCHER</b>  | IP WLS BF H R ER SO BB IBB HBP BLK WP HR S P ERA WHIP |                                  |                               |                                  |                               |                                  |                               |                                  |                               |                                  |                               |                                  |                              |                                  |                               |                                  | <b>PITCHER</b>  | IP WLS BF H R ER SO BB IBB HBP BLK WP HR S P ERA WHIP |                                    |                                  |
| <b>Ted Lilly, L</b><br>ERA: 6.75  | 3.1 L 18 6 6 6 2 2 0 0 0 0 0 0 33 54 16.20 2.400      |                                  |                               |                                  |                               |                                  |                               |                                  |                               |                                  |                               |                                  |                              |                                  |                               |                                  |   |   |                                    |                                  |
| <b>Pete Walker, R</b><br>ERA: 1.23  | 1.2 12 3 1 1 2 4 0 0 0 0 0 1 27 46 5.40 4.200         |                                  |                               |                                  |                               |                                  |                               |                                  |                               |                                  |                               |                                  |                              |                                  |                               |                                  |   |   |                                    |                                  |
| <b>Matt Whiteside, R</b><br>ERA: 18.0   | 2.0 12 3 4 4 2 2 0 1 0 0 0 1 30 46 18.00 2.500        |                                  |                               |                                  |                               |                                  |                               |                                  |                               |                                  |                               |                                  |                              |                                  |                               |                                  |   |   |                                    |                                  |
| <b>54 Jason Frasor, R</b><br>ERA: 7.2   | 1.0 3 0 0 0 1 0 0 0 0 0 0 0 9 11 0.00 0.000           |                                  |                               |                                  |                               |                                  |                               |                                  |                               |                                  |                               |                                  |                              |                                  |                               |                                  |   |   |                                    |                                  |
| <b>Justin Speier, R</b><br>ERA: 4.05  | 1.0 5 2 0 0 1 0 0 0 0 0 0 0 14 18 0.00 2.000          |                                  |                               |                                  |                               |                                  |                               |                                  |                               |                                  |                               |                                  |                              |                                  |                               |                                  |   |   |                                    |                                  |
| <b>Batter</b>   | <b>1</b>  | <b>2</b>                         | <b>3</b>                      | <b>4</b>                         | <b>5</b>                      | <b>6</b>                         | <b>7</b>                      | <b>8</b>                         | <b>9</b>                      | <b>AB</b>                        | <b>R</b>                      | <b>H</b>                         | <b>RBI</b>                   | <b>BB</b>                        | <b>SO</b>                     | <b>LOB</b>                       | <b>BOTTOM</b>   |   |                                    |                                  |
| <b>Frank Catalanotto, L</b><br>OBP: 0.346, SLG: 0.468   |   |                                  |                               |                                  |                               |                                  |                               |                                  |                               | 4                                | 1                             | 2                                | 0                            | 0                                | 1                             | 1                                | <b>New York Yankees @ Toronto Blue Jays</b><br>Rogers Centre, Toronto, ON<br>Wed Apr 20 2005, 7:07 PM EDT<br>Att: 22,838 - Roof Closed - 68 F |   |                                    |                                  |
| <b>9 Gregg Zaun, S</b><br>OBP: 0.418, SLG: 0.545<br><b>Greg Myers, L</b><br>OBP: 0.167, SLG: 0.091        |   |                                  |                               |                                  |                               |                                  |                               |                                  |                               | 2                                | 0                             | 1                                | 0                            | 0                                | 1                             | 1                                |   |   |                                    |                                  |
| <b>Shea Hillenbrand, R</b><br>OBP: 0.435, SLG: 0.595  |   |                                  |                               |                                  |                               |                                  |                               |                                  |                               | 4                                | 0                             | 0                                | 0                            | 0                                | 0                             | 2                                |   |   |                                    |                                  |
| <b>47 Corey Koskie, L</b><br>OBP: 0.328, SLG: 0.357   |   |                                  |                               |                                  |                               |                                  |                               |                                  |                               | 4                                | 0                             | 0                                | 0                            | 0                                | 1                             | 0                                |   |   |                                    |                                  |
| <b>10 Vernon Wells, R</b><br>OBP: 0.215, SLG: 0.393<br><b>3 Reed Johnson, R</b><br>OBP: 0.382, SLG: 0.448 |   |                                  |                               |                                  |                               |                                  |                               |                                  |                               | 3                                | 0                             | 0                                | 0                            | 0                                | 1                             | 0                                |   |   |                                    |                                  |
| <b>Eric Hinske, L</b><br>OBP: 0.383, SLG: 0.519   |   |                                  |                               |                                  |                               |                                  |                               |                                  |                               | 3                                | 0                             | 0                                | 0                            | 0                                | 0                             | 0                                |   |   |                                    |                                  |
| <b>15 Alex Rios, R</b><br>OBP: 0.304, SLG: 0.404  |   |                                  |                               |                                  |                               |                                  |                               |                                  |                               | 3                                | 1                             | 1                                | 0                            | 0                                | 0                             | 0                                |   |   |                                    |                                  |
| <b>Orlando Hudson, S</b><br>OBP: 0.275, SLG: 0.397<br><b>Frank Menechino, R</b><br>OBP: 0.357, SLG: 0.100 |   |                                  |                               |                                  |                               |                                  |                               |                                  |                               | 1                                | 0                             | 1                                | 1                            | 0                                | 0                             | 0                                |   |   |                                    |                                  |
| <b>8 Russ Adams, L</b><br>OBP: 0.310, SLG: 0.368  |   |                                  |                               |                                  |                               |                                  |                               |                                  |                               | 1                                | 0                             | 0                                | 0                            | 0                                | 0                             | 0                                |   |   |                                    |                                  |
| <b>Inning Stats</b>   | R: 0<br>E: 0<br>K: 0<br>S: 7                          | H: 2<br>LOB: 0<br>BB: 0<br>P: 11 | R: 0<br>E: 0<br>K: 1<br>S: 6  | H: 0<br>LOB: 0<br>BB: 0<br>P: 9  | R: 1<br>E: 0<br>K: 2<br>S: 12 | H: 2<br>LOB: 1<br>BB: 0<br>P: 21 | R: 0<br>E: 0<br>K: 0<br>S: 6  | H: 0<br>LOB: 0<br>BB: 0<br>P: 9  | R: 0<br>E: 0<br>K: 0<br>S: 7  | H: 1<br>LOB: 1<br>BB: 0<br>P: 10 | R: 1<br>E: 1<br>K: 0<br>S: 8  | H: 1<br>LOB: 0<br>BB: 0<br>P: 11 | R: 0<br>E: 0<br>K: 0<br>S: 6 | H: 1<br>LOB: 1<br>BB: 0<br>P: 9  | R: 0<br>E: 0<br>K: 1<br>S: 5  | H: 0<br>LOB: 0<br>BB: 0<br>P: 7  |   | 1B: 5<br>2B: 1<br>3B: 1<br>HR: 0                      | SF: 1<br>SAC: 0<br>DP: 2<br>HBP: 0 | WP: 0<br>PB: 0<br>SB: 0<br>CS: 0 |
| <b>PITCHER</b>  | IP WLS BF H R ER SO BB IBB HBP BLK WP HR S P ERA WHIP |                                  |                               |                                  |                               |                                  |                               |                                  |                               |                                  |                               |                                  |                              |                                  |                               |                                  | <b>PITCHER</b>  | IP WLS BF H R ER SO BB IBB HBP BLK WP HR S P ERA WHIP |                                    |                                  |
| <b>Carl Pavano, R</b><br>ERA: 2.86  | 8.0 W 29 7 2 1 3 0 0 0 0 0 0 0 60 93 1.12 0.875       |                                  |                               |                                  |                               |                                  |                               |                                  |                               |                                  |                               |                                  |                              |                                  |                               |                                  |   |   |                                    |                                  |
| <b>Steve Karsay, R</b><br>ERA: 5.79   | 1.0 3 0 0 0 1 0 0 0 0 0 0 0 5 7 0.00 0.000            |                                  |                               |                                  |                               |                                  |                               |                                  |                               |                                  |                               |                                  |                              |                                  |                               |                                  |   |   |                                    |                                  |



| Batter  | 1                            | 2                                | 3                            | 4                                | 5                            | 6                                | 7                             | 8                                | 9                             | AB                               | R                             | H                                | RBI                            | BB                               | SO                             | LOB                              | TOP   |                              |                                 |                                  |                                    |                                  |        |  |  |
|---|------------------------------|----------------------------------|------------------------------|----------------------------------|------------------------------|----------------------------------|-------------------------------|----------------------------------|-------------------------------|----------------------------------|-------------------------------|----------------------------------|--------------------------------|----------------------------------|--------------------------------|----------------------------------|---|------------------------------|---------------------------------|----------------------------------|------------------------------------|----------------------------------|--------|--|--|
| <b>2 Derek Jeter, R</b><br>OBP: 0.497, SLG: 0.484   | G6-3                         |                                  | G4-3                         |                                  |                              | SF9                              | 1B                            |                                  | G4-3                          | 4                                | 0                             | 2                                | 1                              | 0                                | 0                              | 1                                | <b>New York Yankees @ Toronto Blue Jays</b><br>Rogers Centre, Toronto, ON<br>Thu Apr 21 2005, 7:07 PM EDT<br>Att: 23,178 - Roof Closed - 68 F |                              |                                 |                                  |                                    |                                  |        |  |  |
| <b>Bernie Williams, S</b><br>OBP: 0.375, SLG: 0.340   | G6-3                         |                                  |                              | 2B                               | 1B                           | FC6-4                            | 1B                            |                                  | G4-6-3                        | 5                                | 1                             | 2                                | 1                              | 0                                | 1                              | 2                                |   |                              |                                 |                                  |                                    |                                  |        |  |  |
| <b>Gary Sheffield, R</b><br>OBP: 0.373, SLG: 0.460  | K                            |                                  |                              | 55 SF7                           | 2B                           | FC6-4                            | K                             |                                  |                               | 4                                | 1                             | 1                                | 1                              | 0                                | 2                              | 2                                |   |                              |                                 |                                  |                                    |                                  |        |  |  |
| <b>55 Hideki Matsui, L</b><br>OBP: 0.356, SLG: 0.508  |                              | K                                |                              | SF7                              |                              |                                  | K                             |                                  | G4-3                          | 3                                | 0                             | 0                                | 1                              | 0                                | 2                              | 0                                |   |                              |                                 |                                  |                                    |                                  |        |  |  |
| <b>13 Alex Rodriguez, R</b><br>OBP: 0.329, SLG: 0.521   | 25 CS                        | BB                               |                              | G6-3                             |                              |                                  | 20 G4-3                       | 25 1B                            | G5-3                          | 3                                | 0                             | 1                                | 0                              | 1                                | 0                              | 0                                |   |                              |                                 |                                  |                                    |                                  |        |  |  |
| <b>25 Jason Giambi, L</b><br>OBP: 0.407, SLG: 0.468<br><b>Bubba Crosby, L</b><br>OBP: 0.125, SLG: 0.125 | L6                           |                                  |                              | G4-3                             |                              |                                  | 20 G4-3                       | 1B                               | 20 1B                         | 3                                | 0                             | 1                                | 0                              | 1                                | 0                              | 1                                |   |                              |                                 |                                  |                                    |                                  |        |  |  |
| <b>20 Jorge Posada, S</b><br>OBP: 0.355, SLG: 0.364   |                              |                                  | G6-3                         |                                  |                              | SH1-4                            | 2 SF9                         | BB                               | G4-3                          | 3                                | 1                             | 1                                | 0                              | 1                                | 0                              | 2                                |   |                              |                                 |                                  |                                    |                                  |        |  |  |
| <b>Tino Martinez, L</b><br>OBP: 0.346, SLG: 0.409   |                              |                                  | K                            |                                  |                              | 2 SF9                            | SH1-4                         | 1B                               | K                             | 4                                | 1                             | 1                                | 0                              | 0                                | 3                              | 4                                |   |                              |                                 |                                  |                                    |                                  |        |  |  |
| <b>Rey Sanchez, R</b><br>OBP: 0.444, SLG: 0.375   |                              |                                  |                              | SH1-4                            |                              |                                  |                               |                                  | G5-3                          | 2                                | 0                             | 0                                | 0                              | 0                                | 0                              | 0                                |   |                              |                                 |                                  |                                    |                                  |        |  |  |
| <b>Inning Stats</b>   | R: 0<br>E: 0<br>K: 1<br>S: 7 | H: 0<br>LOB: 0<br>BB: 0<br>P: 10 | R: 0<br>E: 0<br>K: 1<br>S: 7 | H: 0<br>LOB: 0<br>BB: 1<br>P: 14 | R: 0<br>E: 0<br>K: 1<br>S: 9 | H: 0<br>LOB: 0<br>BB: 1<br>P: 14 | R: 2<br>E: 0<br>K: 0<br>S: 12 | H: 2<br>LOB: 0<br>BB: 0<br>P: 18 | R: 2<br>E: 0<br>K: 0<br>S: 13 | H: 2<br>LOB: 1<br>BB: 1<br>P: 27 | R: 0<br>E: 0<br>K: 2<br>S: 16 | H: 2<br>LOB: 1<br>BB: 0<br>P: 26 | R: 0<br>E: 0<br>K: 12<br>S: 12 | H: 1<br>LOB: 1<br>BB: 0<br>P: 21 | R: 0<br>E: 0<br>K: 10<br>S: 10 | H: 1<br>LOB: 2<br>BB: 1<br>P: 19 |   | R: 0<br>E: 0<br>K: 4<br>S: 4 | H: 1<br>LOB: 0<br>BB: 0<br>P: 5 | 1B: 8<br>2B: 1<br>3B: 0<br>HR: 0 | SF: 2<br>SAC: 1<br>DP: 1<br>HBP: 1 | WP: 0<br>PB: 0<br>SB: 0<br>CS: 1 | PA: 38 |  |  |
| <b>PITCHER</b>  | IP                           | WLS                              | BF                           | H                                | R                            | ER                               | SO                            | BB                               | IBB                           | HBP                              | BLK                           | WP                               | HR                             | S                                | P                              | ERA                              | WHIP  |                              |                                 |                                  |                                    |                                  |        |  |  |
| <b>39 Gustavo Chacin, L</b><br>ERA: 2.52  | 6.0                          | L                                | 26                           | 6                                | 4                            | 4                                | 5                             | 2                                | 0                             | 1                                | 0                             | 0                                | 0                              | 64                               | 109                            | 6.00                             | 1.333   |                              |                                 |                                  |                                    |                                  |        |  |  |
| <b>Vinnie Chulk, R</b><br>ERA: 1.17   | 1.0                          |                                  | 4                            | 1                                | 0                            | 0                                | 2                             | 0                                | 0                             | 0                                | 0                             | 0                                | 0                              | 12                               | 21                             | 0.00                             | 1.000   |                              |                                 |                                  |                                    |                                  |        |  |  |
| <b>Scott Schoeneweis, L</b><br>ERA: 0.95  | 1.0                          |                                  | 5                            | 1                                | 0                            | 0                                | 1                             | 1                                | 0                             | 0                                | 0                             | 0                                | 0                              | 10                               | 19                             | 0.00                             | 2.000   |                              |                                 |                                  |                                    |                                  |        |  |  |
| <b>Miguel Batista, R</b><br>ERA: 2.35   | 1.0                          |                                  | 3                            | 1                                | 0                            | 0                                | 0                             | 0                                | 0                             | 0                                | 0                             | 0                                | 0                              | 4                                | 5                              | 0.00                             | 1.000   |                              |                                 |                                  |                                    |                                  |        |  |  |

| Batter  | 1                             | 2                                | 3                            | 4                                | 5                             | 6                                | 7                            | 8                                | 9                             | AB                               | R                            | H                                | RBI                           | BB                               | SO                           | LOB                              | BOTTOM  |                                  |                                   |                                    |                                  |        |  |  |  |
|---|-------------------------------|----------------------------------|------------------------------|----------------------------------|-------------------------------|----------------------------------|------------------------------|----------------------------------|-------------------------------|----------------------------------|------------------------------|----------------------------------|-------------------------------|----------------------------------|------------------------------|----------------------------------|---|----------------------------------|-----------------------------------|------------------------------------|----------------------------------|--------|--|--|--|
| <b>Frank Catalanotto, L</b><br>OBP: 0.364, SLG: 0.490   | G4-3                          |                                  |                              |                                  |                               |                                  |                              |                                  |                               | 3                                | 1                            | 2                                | 1                             | 0                                | 0                            | 0                                | <b>New York Yankees @ Toronto Blue Jays</b><br>Rogers Centre, Toronto, ON<br>Thu Apr 21 2005, 7:07 PM EDT<br>Att: 23,178 - Roof Closed - 68 F |                                  |                                   |                                    |                                  |        |  |  |  |
| <b>3 Reed Johnson, R</b><br>OBP: 0.369, SLG: 0.433  |                               |                                  | 9 2B                         | 47 G1-2-3                        | 1B                            | FC6-4                            | 1B                           |                                  | K                             | 1                                | 0                            | 0                                | 0                             | 1                                | 1                            | 1                                |   |                                  |                                   |                                    |                                  |        |  |  |  |
| <b>9 Greg Zaun, S</b><br>OBP: 0.417, SLG: 0.551   | 1B                            |                                  |                              |                                  |                               |                                  |                              |                                  | FC6-4                         | 5                                | 0                            | 2                                | 0                             | 0                                | 1                            | 6                                |   |                                  |                                   |                                    |                                  |        |  |  |  |
| <b>Shea Hillenbrand, R</b><br>OBP: 0.449, SLG: 0.590  | 10 FC6-4                      | 1B                               |                              |                                  |                               |                                  |                              |                                  |                               | 4                                | 0                            | 2                                | 1                             | 0                                | 0                            | 3                                |   |                                  |                                   |                                    |                                  |        |  |  |  |
| <b>47 Corey Koskie, L</b><br>OBP: 0.304, SLG: 0.328   | K                             |                                  |                              |                                  |                               |                                  |                              |                                  |                               | 5                                | 0                            | 0                                | 0                             | 0                                | 1                            | 7                                |   |                                  |                                   |                                    |                                  |        |  |  |  |
| <b>10 Vernon Wells, R</b><br>OBP: 0.243, SLG: 0.424   | FC6-4                         |                                  |                              |                                  |                               |                                  |                              |                                  |                               | 5                                | 0                            | 3                                | 1                             | 0                                | 0                            | 2                                |   |                                  |                                   |                                    |                                  |        |  |  |  |
| <b>Eric Hinske, L</b><br>OBP: 0.369, SLG: 0.492   | F9                            |                                  |                              |                                  |                               |                                  |                              |                                  |                               | 5                                | 0                            | 1                                | 0                             | 0                                | 1                            | 4                                |   |                                  |                                   |                                    |                                  |        |  |  |  |
| <b>15 Alex Rios, R</b><br>OBP: 0.295, SLG: 0.386  | F8                            |                                  |                              |                                  |                               |                                  |                              |                                  |                               | 5                                | 0                            | 1                                | 0                             | 0                                | 0                            | 4                                |   |                                  |                                   |                                    |                                  |        |  |  |  |
| <b>Orlando Hudson, S</b><br>OBP: 0.301, SLG: 0.400  | K                             |                                  |                              |                                  |                               |                                  |                              |                                  |                               | 2                                | 1                            | 1                                | 0                             | 2                                | 1                            | 0                                |   |                                  |                                   |                                    |                                  |        |  |  |  |
| <b>John McDonald, R</b><br>OBP: 0.412, SLG: 0.500<br><b>8 Russ Adams, L</b><br>OBP: 0.302, SLG: 0.359 | K                             |                                  |                              |                                  |                               |                                  |                              |                                  |                               | 2                                | 1                            | 1                                | 0                             | 0                                | 1                            | 0                                |   |                                  |                                   |                                    |                                  |        |  |  |  |
| <b>Inning Stats</b>   | R: 0<br>E: 0<br>K: 1<br>S: 12 | H: 2<br>LOB: 2<br>BB: 0<br>P: 16 | R: 0<br>E: 0<br>K: 1<br>S: 9 | H: 0<br>LOB: 0<br>BB: 0<br>P: 13 | R: 0<br>E: 0<br>K: 1<br>S: 12 | H: 2<br>LOB: 2<br>BB: 0<br>P: 21 | R: 0<br>E: 1<br>K: 1<br>S: 7 | H: 0<br>LOB: 0<br>BB: 0<br>P: 11 | R: 3<br>E: 0<br>K: 0<br>S: 17 | H: 5<br>LOB: 2<br>BB: 2<br>P: 30 | R: 0<br>E: 0<br>K: 0<br>S: 7 | H: 1<br>LOB: 3<br>BB: 2<br>P: 18 | R: 0<br>E: 0<br>K: 0<br>S: 10 | H: 1<br>LOB: 1<br>BB: 0<br>P: 16 | R: 0<br>E: 0<br>K: 2<br>S: 8 | H: 0<br>LOB: 1<br>BB: 1<br>P: 16 | R: 0<br>E: 0<br>K: 0<br>S: 10   | H: 2<br>LOB: 2<br>BB: 0<br>P: 19 | 1B: 11<br>2B: 2<br>3B: 0<br>HR: 0 | SF: 0<br>SAC: 1<br>DP: 2<br>HBP: 1 | WP: 0<br>PB: 0<br>SB: 0<br>CS: 0 | PA: 43 |  |  |  |
| <b>PITCHER</b>  | IP                            | WLS                              | BF                           | H                                | R                             | ER                               | SO                           | BB                               | IBB                           | HBP                              | BLK                          | WP                               | HR                            | S                                | P                            | ERA                              | WHIP  |                                  |                                   |                                    |                                  |        |  |  |  |
| <b>35 Mike Mussina, R</b><br>ERA: 4.5   | 5.1                           | W                                | 27                           | 10                               | 3                             | 3                                | 5                            | 1                                | 0                             | 1                                | 0                            | 0                                | 0                             | 60                               | 99                           | 5.06                             | 2.062   |                                  |                                   |                                    |                                  |        |  |  |  |
| <b>Buddy Groom, L</b><br>ERA: 2.7   | 0.1                           | H                                | 2                            | 0                                | 0                             | 0                                | 0                            | 0                                | 1                             | 0                                | 0                            | 0                                | 0                             | 1                                | 5                            | 0.00                             | 0.000   |                                  |                                   |                                    |                                  |        |  |  |  |
| <b>Felix Rodriguez, R</b><br>ERA: 2.7   | 0.2                           | H                                | 3                            | 1                                | 0                             | 0                                | 0                            | 0                                | 0                             | 0                                | 0                            | 0                                | 0                             | 8                                | 14                           | 0.00                             | 1.500   |                                  |                                   |                                    |                                  |        |  |  |  |
| <b>Mike Stanton, L</b><br>ERA: 3.6  | 0.1                           | H                                | 1                            | 0                                | 0                             | 0                                | 0                            | 0                                | 0                             | 0                                | 0                            | 0                                | 0                             | 3                                | 5                            | 0.00                             | 0.000   |                                  |                                   |                                    |                                  |        |  |  |  |
| <b>Tom Gordon, R</b><br>ERA: 5.63   | 1.1                           | H                                | 5                            | 0                                | 0                             | 0                                | 2                            | 1                                | 0                             | 0                                | 0                            | 0                                | 0                             | 10                               | 18                           | 0.00                             | 0.750   |                                  |                                   |                                    |                                  |        |  |  |  |
| <b>42 Mariano Rivera, R</b><br>ERA: 3.18  | 1.0                           | S                                | 5                            | 2                                | 0                             | 0                                | 0                            | 0                                | 0                             | 0                                | 0                            | 0                                | 0                             | 10                               | 19                           | 0.00                             | 2.000   |                                  |                                   |                                    |                                  |        |  |  |  |





| Batter  | 1                             | 2                                | 3                            | 4                                | 5                            | 6                                | 7                             | 8                                | 9                            | AB                               | R                            | H                                | RBI                           | BB                               | SO                            | LOB                              | TOP  |                                   |                                    |                         |        |  |  |  |  |  |  |  |
|---|-------------------------------|----------------------------------|------------------------------|----------------------------------|------------------------------|----------------------------------|-------------------------------|----------------------------------|------------------------------|----------------------------------|------------------------------|----------------------------------|-------------------------------|----------------------------------|-------------------------------|----------------------------------|--|-----------------------------------|------------------------------------|-------------------------|--------|--|--|--|--|--|--|--|
| 1 Brian Roberts, S<br>OBP: 0.450, SLG: 0.721  | P5                            |                                  | B4-3                         |                                  | F8                           |                                  | G3-6-1                        | BB                               |                              | 4                                | 0                            | 0                                | 1                             | 1                                | 0                             | 2                                | <p>Baltimore Orioles @ Toronto Blue Jays</p> <p>Rogers Centre, Toronto, ON</p> <p>Fri Apr 22 2005, 7:07 PM EDT</p> <p>Att: 18,095 - Roof Closed - 68 F</p> |                                   |                                    |                         |        |  |  |  |  |  |  |  |
| 6 Melvin Mora, R<br>OBP: 0.333, SLG: 0.464  | 1B                            |                                  | G6-3                         |                                  | K                            |                                  |                               | HR                               |                              | 4                                | 1                            | 2                                | 2                             | 0                                | 1                             | 0                                |  |                                   |                                    |                         |        |  |  |  |  |  |  |  |
| 10 Miguel Tejada, R<br>OBP: 0.382, SLG: 0.652<br>Chris Gomez, R<br>OBP: 0.500, SLG: 0.333 | 2B                            |                                  |                              | HR                               |                              |                                  |                               |                                  |                              | 5                                | 2                            | 2                                | 1                             | 0                                | 1                             | 2                                |  |                                   |                                    |                         |        |  |  |  |  |  |  |  |
| Sammy Sosa, R<br>OBP: 0.342, SLG: 0.471   | K                             |                                  |                              | G5-3                             |                              |                                  |                               |                                  |                              | 0                                | 0                            | 0                                | 0                             | 0                                | 0                             | 0                                |  |                                   |                                    |                         |        |  |  |  |  |  |  |  |
| Rafael Palmeiro, L<br>OBP: 0.273, SLG: 0.283  |                               | G3-1                             |                              | HR                               | 1B                           |                                  |                               |                                  |                              | 5                                | 1                            | 2                                | 0                             | 0                                | 1                             | 3                                |  |                                   |                                    |                         |        |  |  |  |  |  |  |  |
| Javy Lopez, R<br>OBP: 0.373, SLG: 0.541<br>Geronimo Gil, R<br>OBP: 0.353, SLG: 0.353      | 2B                            |                                  |                              | HR                               |                              |                                  |                               |                                  |                              | 4                                | 4                            | 3                                | 2                             | 1                                | 0                             | 1                                |  |                                   |                                    |                         |        |  |  |  |  |  |  |  |
| 31 Jay Gibbons, L<br>OBP: 0.333, SLG: 0.451   | 1B                            |                                  |                              | F8                               |                              |                                  |                               |                                  |                              | 5                                | 2                            | 3                                | 5                             | 0                                | 0                             | 0                                |  |                                   |                                    |                         |        |  |  |  |  |  |  |  |
| Luis Matos, R<br>OBP: 0.386, SLG: 0.440   | G1-6-3                        |                                  |                              | G5-3                             |                              |                                  |                               |                                  |                              | 5                                | 1                            | 1                                | 1                             | 0                                | 0                             | 1                                |  |                                   |                                    |                         |        |  |  |  |  |  |  |  |
| Larry Bigbie, L<br>OBP: 0.283, SLG: 0.341   |                               |                                  |                              | K                                |                              |                                  |                               |                                  |                              | 5                                | 0                            | 2                                | 1                             | 0                                | 2                             | 0                                |  |                                   |                                    |                         |        |  |  |  |  |  |  |  |
| <b>Inning Stats</b>   | R: 0<br>E: 0<br>K: 1<br>S: 11 | H: 2<br>LOB: 1<br>BB: 0<br>P: 15 | R: 1<br>E: 0<br>K: 0<br>S: 9 | H: 2<br>LOB: 0<br>BB: 0<br>P: 11 | R: 0<br>E: 0<br>K: 1<br>S: 9 | H: 0<br>LOB: 0<br>BB: 0<br>P: 11 | R: 3<br>E: 0<br>K: 0<br>S: 11 | H: 3<br>LOB: 0<br>BB: 0<br>P: 17 | R: 0<br>E: 0<br>K: 1<br>S: 8 | H: 1<br>LOB: 1<br>BB: 0<br>P: 13 | R: 0<br>E: 1<br>K: 0<br>S: 9 | H: 1<br>LOB: 1<br>BB: 0<br>P: 16 | R: 6<br>E: 1<br>K: 0<br>S: 25 | H: 5<br>LOB: 2<br>BB: 2<br>P: 39 | R: 3<br>E: 0<br>K: 1<br>S: 15 | H: 3<br>LOB: 0<br>BB: 0<br>P: 20 |  | 1B: 11<br>2B: 2<br>3B: 0<br>HR: 4 | SF: 1<br>SAC: 0<br>DP: 2<br>HBP: 0 | WP: 0<br>PB: 0<br>CS: 0 | PA: 45 |  |  |  |  |  |  |  |
| <b>PITCHER</b>  | IP                            | WLS                              | BF                           | H                                | R                            | ER                               | SO                            | BB                               | IBB                          | HBP                              | BLK                          | WP                               | HR                            | S                                | P                             | ERA                              | WHIP   |                                   |                                    |                         |        |  |  |  |  |  |  |  |
| Josh Towers, R<br>ERA: 5.66   | (1, 1)                        | 6.0                              |                              | 24                               | 8                            | 4                                | 4                             | 5                                | 0                            | 0                                | 0                            | 0                                | 0                             | 2                                | 56                            | 80                               | 6.00   | 1.333                             |                                    |                         |        |  |  |  |  |  |  |  |
| 54 Jason Frasor, R<br>ERA: 6.0  | (7, 1)                        | 1.0                              | H                            | 4                                | 1                            | 0                                | 0                             | 0                                | 0                            | 0                                | 0                            | 0                                | 0                             | 9                                | 16                            | 0.00                             | 1.000  |                                   |                                    |                         |        |  |  |  |  |  |  |  |
| Justin Speier, R<br>ERA: 6.75   | (8, 1)                        | 0.0                              | L                            | 3                                | 2                            | 3                                | 3                             | 0                                | 0                            | 0                                | 0                            | 0                                | 1                             | 10                               | 14                            | ∞                                | ∞  |                                   |                                    |                         |        |  |  |  |  |  |  |  |
| Scott Schoeneweis, L<br>ERA: 9.0  | (8, 1)                        | 0.1                              |                              | 6                                | 3                            | 2                                | 1                             | 0                                | 1                            | 1                                | 0                            | 0                                | 0                             | 9                                | 19                            | 27.00                            | 12.000   |                                   |                                    |                         |        |  |  |  |  |  |  |  |
| Vinnie Chulk, R<br>ERA: 3.86  | (8, 1)                        | 1.2                              |                              | 8                                | 3                            | 4                                | 3                             | 1                                | 0                            | 0                                | 0                            | 0                                | 1                             | 21                               | 26                            | 16.20                            | 1.800  |                                   |                                    |                         |        |  |  |  |  |  |  |  |

| Batter  | 1                             | 2                                | 3                            | 4                                | 5                             | 6                                | 7                            | 8                                | 9                            | AB                              | R                             | H                                | RBI                          | BB                               | SO                           | LOB                              | BOTTOM   |                                  |                                  |                                    |                         |        |  |  |  |  |  |  |
|---|-------------------------------|----------------------------------|------------------------------|----------------------------------|-------------------------------|----------------------------------|------------------------------|----------------------------------|------------------------------|---------------------------------|-------------------------------|----------------------------------|------------------------------|----------------------------------|------------------------------|----------------------------------|--|----------------------------------|----------------------------------|------------------------------------|-------------------------|--------|--|--|--|--|--|--|
| Frank Catalanotto, L<br>OBP: 0.373, SLG: 0.462  | K                             |                                  |                              |                                  |                               |                                  |                              |                                  |                              | 2                               | 1                             | 0                                | 0                            | 2                                | 2                            | 2                                | <p>Baltimore Orioles @ Toronto Blue Jays</p> <p>Rogers Centre, Toronto, ON</p> <p>Fri Apr 22 2005, 7:07 PM EDT</p> <p>Att: 18,095 - Roof Closed - 68 F</p> |                                  |                                  |                                    |                         |        |  |  |  |  |  |  |
| 3 Reed Johnson, R<br>OBP: 0.465, SLG: 0.433   |                               |                                  | 9 BB                         |                                  |                               |                                  |                              |                                  |                              | 0                               | 0                             | 0                                | 0                            | 1                                | 0                            | 0                                |  |                                  |                                  |                                    |                         |        |  |  |  |  |  |  |
| 9 Greg Zaun, S<br>OBP: 0.422, SLG: 0.558  | G3-1                          |                                  |                              |                                  |                               |                                  |                              |                                  |                              | 3                               | 1                             | 1                                | 2                            | 1                                | 1                            | 2                                |  |                                  |                                  |                                    |                         |        |  |  |  |  |  |  |
| Greg Myers, L<br>OBP: 0.154, SLG: 0.083   |                               |                                  | 47 HR                        |                                  |                               |                                  |                              |                                  |                              | 1                               | 0                             | 0                                | 0                            | 0                                | 0                            | 1                                |  |                                  |                                  |                                    |                         |        |  |  |  |  |  |  |
| Shea Hillenbrand, R<br>OBP: 0.436, SLG: 0.562<br>Frank Menechino, R<br>OBP: 0.333, SLG: 0.091 | 1B                            |                                  |                              |                                  |                               |                                  |                              |                                  |                              | 4                               | 0                             | 1                                | 0                            | 0                                | 1                            | 4                                |  |                                  |                                  |                                    |                         |        |  |  |  |  |  |  |
| 47 Corey Koskie, L<br>OBP: 0.311, SLG: 0.369  | BB                            |                                  |                              |                                  |                               |                                  |                              |                                  |                              | 1                               | 0                             | 0                                | 0                            | 0                                | 0                            | 1                                |  |                                  |                                  |                                    |                         |        |  |  |  |  |  |  |
| 10 Vernon Wells, R<br>OBP: 0.230, SLG: 0.400  | FC5                           |                                  |                              |                                  |                               |                                  |                              |                                  |                              | 4                               | 0                             | 0                                | 0                            | 0                                | 0                            | 2                                |  |                                  |                                  |                                    |                         |        |  |  |  |  |  |  |
| Eric Hinske, L<br>OBP: 0.382, SLG: 0.468  | G3                            |                                  |                              |                                  |                               |                                  |                              |                                  |                              | 3                               | 1                             | 0                                | 0                            | 1                                | 1                            | 0                                |  |                                  |                                  |                                    |                         |        |  |  |  |  |  |  |
| 15 Alex Rios, R<br>OBP: 0.292, SLG: 0.377   | K                             |                                  |                              |                                  |                               |                                  |                              |                                  |                              | 4                               | 0                             | 1                                | 0                            | 0                                | 3                            | 1                                |  |                                  |                                  |                                    |                         |        |  |  |  |  |  |  |
| Orlando Hudson, S<br>OBP: 0.312, SLG: 0.397   | K                             |                                  |                              |                                  |                               |                                  |                              |                                  |                              | 3                               | 0                             | 1                                | 0                            | 1                                | 1                            | 0                                |  |                                  |                                  |                                    |                         |        |  |  |  |  |  |  |
| 8 Russ Adams, L<br>OBP: 0.304, SLG: 0.341   |                               |                                  |                              |                                  |                               |                                  |                              |                                  |                              | 2                               | 1                             | 0                                | 1                            | 1                                | 1                            | 1                                |  |                                  |                                  |                                    |                         |        |  |  |  |  |  |  |
| <b>Inning Stats</b>   | R: 0<br>E: 0<br>K: 1<br>S: 11 | H: 1<br>LOB: 2<br>BB: 1<br>P: 20 | R: 0<br>E: 0<br>K: 2<br>S: 8 | H: 0<br>LOB: 0<br>BB: 0<br>P: 12 | R: 4<br>E: 0<br>K: 1<br>S: 15 | H: 2<br>LOB: 2<br>BB: 2<br>P: 31 | R: 0<br>E: 0<br>K: 2<br>S: 9 | H: 2<br>LOB: 0<br>BB: 0<br>P: 13 | R: 0<br>E: 0<br>K: 0<br>S: 5 | H: 0<br>LOB: 0<br>BB: 0<br>P: 6 | R: 1<br>E: 0<br>K: 2<br>S: 16 | H: 0<br>LOB: 3<br>BB: 4<br>P: 32 | R: 0<br>E: 0<br>K: 1<br>S: 7 | H: 0<br>LOB: 0<br>BB: 0<br>P: 13 | R: 0<br>E: 0<br>K: 2<br>S: 7 | H: 0<br>LOB: 0<br>BB: 0<br>P: 10 | R: 0<br>E: 0<br>K: 0<br>S: 6   | H: 0<br>LOB: 1<br>BB: 1<br>P: 14 | 1B: 3<br>2B: 1<br>3B: 0<br>HR: 1 | SF: 0<br>SAC: 1<br>DP: 0<br>HBP: 0 | WP: 1<br>PB: 0<br>CS: 0 | PA: 40 |  |  |  |  |  |  |
| <b>PITCHER</b>  | IP                            | WLS                              | BF                           | H                                | R                             | ER                               | SO                           | BB                               | IBB                          | HBP                             | BLK                           | WP                               | HR                           | S                                | P                            | ERA                              | WHIP   |                                  |                                  |                                    |                         |        |  |  |  |  |  |  |
| 40 Daniel Cabrera, R<br>ERA: 7.65   | (1, 1)                        | 5.2                              |                              | 28                               | 5                             | 5                                | 5                            | 7                                | 6                            | 0                               | 0                             | 0                                | 0                            | 1                                | 59                           | 105                              | 7.94   | 1.941                            |                                  |                                    |                         |        |  |  |  |  |  |  |
| Steve Kline, L<br>ERA: 13.5   | (6, 1)                        | 0.0                              |                              | 1                                | 0                             | 0                                | 0                            | 0                                | 1                            | 0                               | 0                             | 0                                | 0                            | 2                                | 6                            | ∞                                | ∞  |                                  |                                  |                                    |                         |        |  |  |  |  |  |  |
| Todd Williams, R<br>ERA:  | (6, 1)                        | 1.1                              | W                            | 4                                | 0                             | 0                                | 0                            | 2                                | 0                            | 0                               | 0                             | 0                                | 0                            | 10                               | 16                           | 0.00                             | 0.000  |                                  |                                  |                                    |                         |        |  |  |  |  |  |  |
| Jorge Julio, R<br>ERA: 1.04   | (8, 1)                        | 1.0                              |                              | 3                                | 0                             | 0                                | 0                            | 2                                | 0                            | 0                               | 0                             | 0                                | 0                            | 7                                | 10                           | 0.00                             | 0.000  |                                  |                                  |                                    |                         |        |  |  |  |  |  |  |
| Steve Reed, R<br>ERA: 11.57   | (9, 1)                        | 1.0                              |                              | 4                                | 0                             | 0                                | 0                            | 0                                | 1                            | 0                               | 0                             | 0                                | 0                            | 6                                | 14                           | 0.00                             | 1.000  |                                  |                                  |                                    |                         |        |  |  |  |  |  |  |









| Batter  | 1                              | 2                                | 3                              | 4                                | 5                              | 6                                | 7                              | 8                                | 9                              | AB                               | R                              | H                                | RBI                            | BB                               | SO                             | LOB                              | TOP                              |                                    |                                  |                                |  |
|---|--------------------------------|----------------------------------|--------------------------------|----------------------------------|--------------------------------|----------------------------------|--------------------------------|----------------------------------|--------------------------------|----------------------------------|--------------------------------|----------------------------------|--------------------------------|----------------------------------|--------------------------------|----------------------------------|----------------------------------|------------------------------------|----------------------------------|--------------------------------|--|
| 1 Brian Roberts, S (1,4)<br>OBP: 0.456, SLG: 0.727  | 4-2<br>6 2B<br>10 1B<br>BB     | 0-3<br>K                         |                                | 0-0<br>F8                        |                                | 0-0<br>E3<br>2H<br>1B            |                                | 1-1<br>1B                        |                                | 4                                | 1                              | 2                                | 1                              | 1                                | 1                              | 2                                |                                  |                                    |                                  |                                |  |
| 6 Melvin Mora, R (1,5)<br>OBP: 0.341, SLG: 0.494    | 0-0<br>10 1B<br>2B             |                                  | 3-2<br>HR                      |                                  | 1-3<br>K                       | 0-0<br>F8                        |                                | 1-0<br>P4                        |                                | 5                                | 2                              | 2                                | 1                              | 0                                | 1                              | 3                                |                                  |                                    |                                  |                                |  |
| 10 Miguel Tejada, R (1,6)<br>OBP: 0.376, SLG: 0.610 | 0-1<br>FC5-4<br>1B             |                                  | 3-1<br>P4                      |                                  | 0-0<br>G5-3                    |                                  | 0-1<br>G4-6-3<br>1B            |                                  | 2-2<br>F7                      | 5                                | 0                              | 2                                | 2                              | 0                                | 0                              | 0                                |                                  |                                    |                                  |                                |  |
| Sammy Sosa, R (1,9)<br>OBP: 0.341, SLG: 0.532       | 0-1<br>FC5-4<br>1B             |                                  | 0-3<br>K                       |                                  | 1-2<br>HR                      |                                  | 0-1<br>G4-6-3<br>1B            |                                  | 0-1<br>HR                      | 5                                | 2                              | 3                                | 2                              | 0                                | 1                              | 1                                |                                  |                                    |                                  |                                |  |
| David Newhan, L (9,9)<br>OBP: 0.200, SLG: 0.267     | 1-2<br>FC5-4                   |                                  |                                |                                  |                                |                                  |                                |                                  |                                | 0                                | 0                              | 0                                | 0                              | 0                                | 0                              | 0                                |                                  |                                    |                                  |                                |  |
| Rafael Palmeiro, L (1,3)<br>OBP: 0.274, SLG: 0.284  | 0-0<br>F8                      |                                  | 0-0<br>G6-3                    |                                  | 1-1<br>1B                      |                                  | 2-1<br>G4-6-3                  |                                  | 2-2<br>G4-3                    | 5                                | 0                              | 1                                | 0                              | 0                                | 0                              | 3                                |                                  |                                    |                                  |                                |  |
| 31 Jay Gibbons, L (1,10)<br>OBP: 0.288, SLG: 0.383  | 1-2<br>G4-3                    |                                  |                                |                                  | 0-1<br>G6-3                    |                                  | 0-0<br>G1-3                    |                                  | 0-1<br>G4-3                    | 5                                | 0                              | 0                                | 0                              | 0                                | 0                              | 3                                |                                  |                                    |                                  |                                |  |
| Luis Matos, R (1,8)<br>OBP: 0.385, SLG: 0.429       |                                | 3-2<br>G6-3                      |                                | 2-1<br>1B<br>S<br>G1-3<br>HBP    |                                | 0-1<br>G5-3                      |                                | 3-2<br>1B<br>1B                  |                                | 3                                | 1                              | 1                                | 0                              | 0                                | 0                              | 0                                |                                  |                                    |                                  |                                |  |
| Larry Bigbie, L (1,7)<br>OBP: 0.300, SLG: 0.354     |                                | 0-1<br>G1-3                      |                                | 2-1<br>G1-3                      |                                | 1-1<br>S<br>1B                   |                                | 1-3<br>K                         |                                | 4                                | 1                              | 2                                | 0                              | 0                                | 1                              | 1                                |                                  |                                    |                                  |                                |  |
| Gerónimo Gil, R (1,2)<br>OBP: 0.333, SLG: 0.381     |                                | 3-1<br>2B                        |                                | 0-2<br>G1-3                      |                                | 3-3<br>K                         |                                | 0-0<br>F9                        |                                | 4                                | 0                              | 1                                | 1                              | 0                                | 1                              | 3                                |                                  |                                    |                                  |                                |  |
| <b>Inning Stats</b>                                 | R: 2<br>E: 0<br>K: 0<br>S: 14  | H: 2<br>LOB: 1<br>BB: 1<br>P: 19 | R: 0<br>E: 0<br>K: 1<br>S: 10  | H: 1<br>LOB: 1<br>BB: 0<br>P: 16 | R: 1<br>E: 0<br>K: 1<br>S: 11  | H: 1<br>LOB: 0<br>BB: 0<br>P: 17 | R: 1<br>E: 0<br>K: 0<br>S: 9   | H: 1<br>LOB: 1<br>BB: 0<br>P: 13 | R: 1<br>E: 0<br>K: 1<br>S: 10  | H: 2<br>LOB: 1<br>BB: 0<br>P: 13 | R: 0<br>E: 0<br>K: 0<br>S: 8   | H: 2<br>LOB: 1<br>BB: 0<br>P: 11 | R: 0<br>E: 0<br>K: 1<br>S: 10  | H: 2<br>LOB: 2<br>BB: 0<br>P: 16 | R: 1<br>E: 0<br>K: 0<br>S: 11  | H: 1<br>LOB: 0<br>BB: 0<br>P: 15 | 1B: 9<br>2B: 2<br>3B: 0<br>HR: 3 | SF: 0<br>SAC: 0<br>DP: 1<br>HBP: 1 | WP: 0<br>PB: 0<br>SB: 2<br>CS: 0 | PA: 42                         |  |
| <b>PITCHER</b>                                      | IP<br>WLS<br>BF<br>ERA<br>WHIP | IP<br>WLS<br>BF<br>ERA<br>WHIP   | IP<br>WLS<br>BF<br>ERA<br>WHIP | IP<br>WLS<br>BF<br>ERA<br>WHIP   | IP<br>WLS<br>BF<br>ERA<br>WHIP | IP<br>WLS<br>BF<br>ERA<br>WHIP   | IP<br>WLS<br>BF<br>ERA<br>WHIP | IP<br>WLS<br>BF<br>ERA<br>WHIP   | IP<br>WLS<br>BF<br>ERA<br>WHIP | IP<br>WLS<br>BF<br>ERA<br>WHIP   | IP<br>WLS<br>BF<br>ERA<br>WHIP | IP<br>WLS<br>BF<br>ERA<br>WHIP   | IP<br>WLS<br>BF<br>ERA<br>WHIP | IP<br>WLS<br>BF<br>ERA<br>WHIP   | IP<br>WLS<br>BF<br>ERA<br>WHIP | IP<br>WLS<br>BF<br>ERA<br>WHIP   | IP<br>WLS<br>BF<br>ERA<br>WHIP   | IP<br>WLS<br>BF<br>ERA<br>WHIP     | IP<br>WLS<br>BF<br>ERA<br>WHIP   | IP<br>WLS<br>BF<br>ERA<br>WHIP |  |
| 32 Roy Halladay, R (1,1)<br>ERA: 4.25               | 6.0<br>L<br>29                 | 9<br>6<br>6<br>4                 | 1<br>0<br>0<br>0               | 0<br>0<br>0<br>0                 | 0<br>0<br>0<br>0               | 0<br>0<br>1<br>11                | 2<br>67<br>94                  | 9.00<br>1.667                    |                                |                                  |                                |                                  |                                |                                  |                                |                                  |                                  |                                    |                                  |                                |  |
| Pete Walker, R (7,1)<br>ERA: 1.0                    | 2.0<br>9<br>4                  | 0<br>0<br>1                      | 0<br>0<br>0                    | 0<br>0<br>0                      | 0<br>0<br>0                    | 0<br>0<br>1                      | 18<br>27                       | 0.00<br>2.000                    |                                |                                  |                                |                                  |                                |                                  |                                |                                  |                                  |                                    |                                  |                                |  |
| Justin Speier, R (9,1)<br>ERA: 7.04                 | 1.0<br>4<br>1                  | 1<br>1<br>1                      | 0<br>0<br>0                    | 0<br>0<br>0                      | 0<br>0<br>0                    | 0<br>0<br>1                      | 11<br>15                       | 9.00<br>1.000                    |                                |                                  |                                |                                  |                                |                                  |                                |                                  |                                  |                                    |                                  |                                |  |

Baltimore Orioles @ Toronto Blue Jays  
Rogers Centre, Toronto, ON  
Sun Apr 24 2005, 1:07 PM EDT  
Att: 20,566 - Roof Closed - 68 F

AB 40  
R 7  
H 14  
RBI 7  
BB 1  
SO 5  
LOB 16



| Batter   | 1                              | 2                                | 3                              | 4                                | 5                              | 6                                | 7                              | 8                                | 9                              | AB                               | R                              | H                                | RBI                            | BB                               | SO                             | LOB                             | BOTTOM                         |                                  |                                  |                                    |                                  |        |
|--|--------------------------------|----------------------------------|--------------------------------|----------------------------------|--------------------------------|----------------------------------|--------------------------------|----------------------------------|--------------------------------|----------------------------------|--------------------------------|----------------------------------|--------------------------------|----------------------------------|--------------------------------|---------------------------------|--------------------------------|----------------------------------|----------------------------------|------------------------------------|----------------------------------|--------|
| Frank Catalanotto, L (1,7)<br>OBP: 0.344, SLG: 0.421 | 0-1<br>G6-3                    |                                  |                                | 2-2<br>G4-3                      |                                | 3-1<br>G6-3                      |                                | 1-0<br>G6-3                      |                                | 4                                | 0                              | 0                                | 0                              | 0                                | 0                              | 0                               |                                |                                  |                                  |                                    |                                  |        |
| Orlando Hudson, S (1,4)<br>OBP: 0.317, SLG: 0.397    | 2-0<br>G3-1                    |                                  |                                | 2-1<br>G4-3                      |                                | 0-1<br>10 1B                     |                                | 1-3<br>K                         |                                | 4                                | 0                              | 1                                | 0                              | 0                                | 1                              | 0                               |                                |                                  |                                  |                                    |                                  |        |
| 10 Vernon Wells, R (1,8)<br>OBP: 0.256, SLG: 0.455   | 2-3<br>K                       |                                  |                                | 2-1<br>F8                        |                                | 2-2<br>1B                        |                                | 1-0<br>P4                        |                                | 4                                | 0                              | 1                                | 0                              | 0                                | 1                              | 0                               |                                |                                  |                                  |                                    |                                  |        |
| 47 Corey Koskie, L (1,5)<br>OBP: 0.280, SLG: 0.329   |                                | 0-3<br>K                         |                                |                                  | 0-3<br>K                       | 1-3<br>K                         |                                |                                  | 0-1<br>F7                      | 4                                | 0                              | 0                                | 0                              | 0                                | 3                              | 2                               |                                |                                  |                                  |                                    |                                  |        |
| Shea Hillenbrand, R (1,3)<br>OBP: 0.407, SLG: 0.519  |                                | 3-2<br>G6-3                      |                                |                                  | 1-0<br>F7                      | 0-0<br>F8                        |                                |                                  | 0-0<br>G5-3                    | 4                                | 0                              | 0                                | 0                              | 0                                | 0                              | 2                               |                                |                                  |                                  |                                    |                                  |        |
| Eric Hinske, L (1,10)<br>OBP: 0.364, SLG: 0.464      |                                | 2-2<br>G3                        |                                |                                  | 4-0<br>3 BB<br>9 BB<br>BB      |                                  | 0-1<br>G4-3                    |                                  | 2-0<br>3 1B<br>2B              | 3                                | 1                              | 1                                | 0                              | 1                                | 0                              | 0                               |                                |                                  |                                  |                                    |                                  |        |
| 9 Gregg Zaun, S (1,2)<br>OBP: 0.437, SLG: 0.561      |                                |                                  | 1-3<br>K                       |                                  | 4-1<br>3 BB<br>BB              |                                  | 0-0<br>2B                      |                                  | 4-2<br>3 1B<br>BB              | 2                                | 0                              | 1                                | 0                              | 2                                | 1                              | 0                               |                                |                                  |                                  |                                    |                                  |        |
| 3 Reed Johnson, R (1,9)<br>OBP: 0.409, SLG: 0.417    |                                |                                  | 1-3<br>K                       |                                  | 4-1<br>2-3<br>BB               |                                  | 2-2<br>P6                      |                                  | 2-2<br>2-2<br>1B               | 3                                | 0                              | 1                                | 1                              | 1                                | 1                              | 1                               |                                |                                  |                                  |                                    |                                  |        |
| 8 Russ Adams, L (1,6)<br>OBP: 0.275, SLG: 0.304      |                                |                                  | 0-2<br>F8                      |                                  | 0-1<br>F9                      |                                  | 1-2<br>L8                      |                                  | 3-1<br>L6                      | 4                                | 0                              | 0                                | 0                              | 0                                | 0                              | 6                               |                                |                                  |                                  |                                    |                                  |        |
| <b>Inning Stats</b>                                  | R: 0<br>E: 0<br>K: 1<br>S: 6   | H: 0<br>LOB: 0<br>BB: 0<br>P: 10 | R: 0<br>E: 0<br>K: 1<br>S: 9   | H: 0<br>LOB: 0<br>BB: 0<br>P: 14 | R: 0<br>E: 0<br>K: 2<br>S: 9   | H: 0<br>LOB: 0<br>BB: 0<br>P: 11 | R: 0<br>E: 0<br>K: 0<br>S: 7   | H: 0<br>LOB: 0<br>BB: 0<br>P: 13 | R: 0<br>E: 0<br>K: 1<br>S: 8   | H: 2<br>LOB: 3<br>BB: 3<br>P: 21 | R: 0<br>E: 0<br>K: 1<br>S: 11  | H: 1<br>LOB: 1<br>BB: 0<br>P: 17 | R: 0<br>E: 0<br>K: 0<br>S: 10  | H: 1<br>LOB: 1<br>BB: 0<br>P: 13 | R: 0<br>E: 0<br>K: 1<br>S: 5   | H: 0<br>LOB: 0<br>BB: 0<br>P: 8 | R: 1<br>E: 0<br>K: 0<br>S: 13  | H: 2<br>LOB: 2<br>BB: 1<br>P: 24 | 1B: 3<br>2B: 2<br>3B: 0<br>HR: 0 | SF: 0<br>SAC: 0<br>DP: 0<br>HBP: 0 | WP: 0<br>PB: 0<br>SB: 0<br>CS: 0 | PA: 36 |
| <b>PITCHER</b>                                       | IP<br>WLS<br>BF<br>ERA<br>WHIP | IP<br>WLS<br>BF<br>ERA<br>WHIP   | IP<br>WLS<br>BF<br>ERA<br>WHIP | IP<br>WLS<br>BF<br>ERA<br>WHIP   | IP<br>WLS<br>BF<br>ERA<br>WHIP | IP<br>WLS<br>BF<br>ERA<br>WHIP   | IP<br>WLS<br>BF<br>ERA<br>WHIP | IP<br>WLS<br>BF<br>ERA<br>WHIP   | IP<br>WLS<br>BF<br>ERA<br>WHIP | IP<br>WLS<br>BF<br>ERA<br>WHIP   | IP<br>WLS<br>BF<br>ERA<br>WHIP | IP<br>WLS<br>BF<br>ERA<br>WHIP   | IP<br>WLS<br>BF<br>ERA<br>WHIP | IP<br>WLS<br>BF<br>ERA<br>WHIP   | IP<br>WLS<br>BF<br>ERA<br>WHIP | IP<br>WLS<br>BF<br>ERA<br>WHIP  | IP<br>WLS<br>BF<br>ERA<br>WHIP | IP<br>WLS<br>BF<br>ERA<br>WHIP   | IP<br>WLS<br>BF<br>ERA<br>WHIP   | IP<br>WLS<br>BF<br>ERA<br>WHIP     |                                  |        |
| Sidney Ponson, R (1,1)<br>ERA: 6.85                  | 9.0<br>W<br>36                 | 5<br>1<br>1<br>7                 | 4<br>0<br>0<br>0               | 0<br>0<br>0<br>0                 | 0<br>0<br>0<br>0               | 0<br>0<br>1<br>78                | 131                            | 1.00<br>1.000                    |                                |                                  |                                |                                  |                                |                                  |                                |                                 |                                |                                  |                                  |                                    |                                  |        |

Baltimore Orioles @ Toronto Blue Jays  
Rogers Centre, Toronto, ON  
Sun Apr 24 2005, 1:07 PM EDT  
Att: 20,566 - Roof Closed - 68 F

AB 32  
R 1  
H 5  
RBI 1  
BB 4  
SO 7  
LOB 11





| Batter  | 1   | 2                               | 3                             | 4                                | 5                             | 6                                | 7                            | 8                               | 9                             | AB                               | R                            | H                               | RBI                           | BB                               | SO                           | LOB                             | TOP   |                                 |                                  |                                    |                                  |        |
|---|---|---------------------------------|-------------------------------|----------------------------------|-------------------------------|----------------------------------|------------------------------|---------------------------------|-------------------------------|----------------------------------|------------------------------|---------------------------------|-------------------------------|----------------------------------|------------------------------|---------------------------------|---|---------------------------------|----------------------------------|------------------------------------|----------------------------------|--------|
| 13 Carl Crawford, L<br>OBP: 0.323, SLG: 0.464 | G4-3  |                                 | K                             |                                  |                               |                                  | G4-3                         |                                 | G3                            | 5                                | 1                            | 1                               | 1                             | 0                                | 1                            | 1                               | <p>Tampa Bay Devil Rays @ Toronto Blue Jays</p> <p>Rogers Centre, Toronto, ON</p> <p>Tue Apr 26 2005, 7:07 PM EDT</p> <p>Att: 16,690 - Roof Closed - 68 F</p> <p>livebaseballscores.com</p> |                                 |                                  |                                    |                                  |        |
| Alex Gonzalez, R<br>OBP: 0.364, SLG: 0.440    | F9  |                                 | 1B                            |                                  |                               | P4                               | K                            |                                 |                               | 4                                | 0                            | 1                               | 0                             | 0                                | 1                            | 0                               |   |                                 |                                  |                                    |                                  |        |
| Julio Lugo, R<br>OBP: 0.349, SLG: 0.388       | F8  |                                 | E5                            |                                  |                               | L9                               |                              |                                 |                               | 4                                | 0                            | 2                               | 0                             | 0                                | 0                            | 0                               |   |                                 |                                  |                                    |                                  |        |
| Aubrey Huff, L<br>OBP: 0.361, SLG: 0.457      |   | L8                              |                               |                                  |                               |                                  | G4-3                         | G1-3                            |                               | 3                                | 0                            | 1                               | 0                             | 1                                | 0                            | 1                               |   |                                 |                                  |                                    |                                  |        |
| Eduardo Perez, R<br>OBP: 0.393, SLG: 0.680    |   | K                               |                               |                                  |                               |                                  |                              |                                 |                               | 3                                | 0                            | 0                               | 0                             | 0                                | 2                            | 4                               |   |                                 |                                  |                                    |                                  |        |
| Alex Sanchez, L<br>OBP: 0.294, SLG: 0.364     |   | K                               |                               |                                  |                               |                                  |                              |                                 |                               | 0                                | 0                            | 0                               | 0                             | 0                                | 0                            | 0                               |   |                                 |                                  |                                    |                                  |        |
| Nick Green, R<br>OBP: 0.308, SLG: 0.400       |   |                                 |                               |                                  |                               |                                  |                              |                                 |                               | 1                                | 0                            | 1                               | 0                             | 0                                | 0                            | 0                               |   |                                 |                                  |                                    |                                  |        |
| Josh Phelps, R<br>OBP: 0.371, SLG: 0.438      |   |                                 |                               |                                  |                               |                                  |                              |                                 |                               | 4                                | 0                            | 1                               | 0                             | 0                                | 2                            | 1                               |   |                                 |                                  |                                    |                                  |        |
| 3 Jorge Cantu, R<br>OBP: 0.310, SLG: 0.451    |   | FC6-4                           |                               |                                  |                               |                                  |                              |                                 |                               | 4                                | 1                            | 1                               | 0                             | 0                                | 0                            | 2                               |   |                                 |                                  |                                    |                                  |        |
| Toby Hall, R<br>OBP: 0.321, SLG: 0.269        |   |                                 |                               |                                  |                               |                                  |                              |                                 |                               | 3                                | 1                            | 1                               | 0                             | 0                                | 0                            | 0                               |   |                                 |                                  |                                    |                                  |        |
| Chris Singleton, L<br>OBP: 0.333, SLG: 0.280  |   |                                 |                               |                                  |                               |                                  |                              |                                 |                               | 1                                | 0                            | 0                               | 0                             | 0                                | 0                            | 0                               |   |                                 |                                  |                                    |                                  |        |
| 31 Jonny Gomes, R<br>OBP: 0.545, SLG: 0.750   |   |                                 |                               |                                  |                               |                                  |                              |                                 |                               | 4                                | 2                            | 2                               | 3                             | 0                                | 0                            | 0                               |   |                                 |                                  |                                    |                                  |        |
| <b>Inning Stats</b>                           | R: 0<br>E: 0<br>K: 0<br>S: 4                          | H: 0<br>LOB: 0<br>BB: 0<br>P: 5 | R: 0<br>E: 0<br>K: 1<br>S: 11 | H: 1<br>LOB: 1<br>BB: 0<br>P: 13 | R: 1<br>E: 1<br>K: 2<br>S: 16 | H: 3<br>LOB: 3<br>BB: 1<br>P: 27 | R: 0<br>E: 0<br>K: 0<br>S: 4 | H: 0<br>LOB: 0<br>BB: 0<br>P: 6 | R: 1<br>E: 0<br>K: 0<br>S: 11 | H: 1<br>LOB: 0<br>BB: 0<br>P: 15 | R: 0<br>E: 0<br>K: 1<br>S: 7 | H: 1<br>LOB: 0<br>BB: 0<br>P: 8 | R: 3<br>E: 0<br>K: 1<br>S: 12 | H: 4<br>LOB: 1<br>BB: 0<br>P: 22 | R: 0<br>E: 0<br>K: 1<br>S: 5 | H: 1<br>LOB: 0<br>BB: 0<br>P: 6 | R: 0<br>E: 0<br>K: 0<br>S: 5  | H: 0<br>LOB: 0<br>BB: 0<br>P: 7 | 1B: 9<br>2B: 0<br>3B: 0<br>HR: 2 | SF: 0<br>SAC: 0<br>DP: 2<br>HBP: 0 | WP: 0<br>PB: 0<br>SB: 0<br>CS: 0 | PA: 37 |
| <b>PITCHER</b>                                | IP WLS BF H R ER SO BB IBB HBP BLK WP HR S P ERA WHIP |                                 |                               |                                  |                               |                                  |                              |                                 |                               |                                  |                              |                                 |                               |                                  |                              |                                 |   |                                 |                                  |                                    |                                  |        |
| Ted Lilly, L<br>ERA: 6.98                     | (1, 1) 6.0 W 27 9 5 5 4 1 0 0 0 0 2 59 85 7.50 1.667  |                                 |                               |                                  |                               |                                  |                              |                                 |                               |                                  |                              |                                 |                               |                                  |                              |                                 |   |                                 |                                  |                                    |                                  |        |
| Vinnie Chulk, R<br>ERA: 3.48                  | (7, 1) 1.0 H 4 1 0 0 1 0 0 0 0 0 0 6 11 0.00 1.000    |                                 |                               |                                  |                               |                                  |                              |                                 |                               |                                  |                              |                                 |                               |                                  |                              |                                 |   |                                 |                                  |                                    |                                  |        |
| Scott Schoeneweis, L<br>ERA: 9.0              | (8, 1) 0.0 1 1 0 0 0 0 0 0 0 0 0 1 1 ∞ ∞              |                                 |                               |                                  |                               |                                  |                              |                                 |                               |                                  |                              |                                 |                               |                                  |                              |                                 |   |                                 |                                  |                                    |                                  |        |
| 54 Jason Frasor, R<br>ERA: 5.14               | (8, 1) 1.0 H 2 0 0 0 1 0 0 0 0 0 0 4 5 0.00 0.000     |                                 |                               |                                  |                               |                                  |                              |                                 |                               |                                  |                              |                                 |                               |                                  |                              |                                 |   |                                 |                                  |                                    |                                  |        |
| Miguel Batista, R<br>ERA: 2.78                | (9, 1) 1.0 S 3 0 0 0 0 0 0 0 0 0 0 5 7 0.00 0.000     |                                 |                               |                                  |                               |                                  |                              |                                 |                               |                                  |                              |                                 |                               |                                  |                              |                                 |   |                                 |                                  |                                    |                                  |        |

| Batter   | 1   | 2                                | 3                             | 4                                | 5                            | 6                                | 7                            | 8                                | 9                            | AB                               | R                             | H                                | RBI                           | BB                               | SO                           | LOB                              | BOTTOM  |                                    |                                  |        |
|--|---|----------------------------------|-------------------------------|----------------------------------|------------------------------|----------------------------------|------------------------------|----------------------------------|------------------------------|----------------------------------|-------------------------------|----------------------------------|-------------------------------|----------------------------------|------------------------------|----------------------------------|---|------------------------------------|----------------------------------|--------|
| Frank Catalanotto, L<br>OBP: 0.328, SLG: 0.400 | P6  |                                  | G4-6-3                        |                                  |                              |                                  |                              |                                  |                              | 3                                | 0                             | 0                                | 0                             | 0                                | 0                            | 2                                | <p>Tampa Bay Devil Rays @ Toronto Blue Jays</p> <p>Rogers Centre, Toronto, ON</p> <p>Tue Apr 26 2005, 7:07 PM EDT</p> <p>Att: 16,690 - Roof Closed - 68 F</p> <p>livebaseballscores.com</p> |                                    |                                  |        |
| 3 Reed Johnson, R<br>OBP: 0.413, SLG: 0.405    |   |                                  | 1-2<br>2-3                    |                                  |                              |                                  |                              |                                  |                              | 1                                | 1                             | 0                                | 1                             | 0                                | 0                            | 2                                |   |                                    |                                  |        |
| Orlando Hudson, S<br>OBP: 0.345, SLG: 0.420    | P6  |                                  | HBP                           |                                  |                              |                                  |                              |                                  |                              | 3                                | 1                             | 2                                | 1                             | 1                                | 0                            | 0                                |   |                                    |                                  |        |
| 10 Vernon Wells, R<br>OBP: 0.253, SLG: 0.438   |   |                                  | F8                            |                                  |                              |                                  |                              |                                  |                              | 3                                | 0                             | 0                                | 1                             | 1                                | 0                            | 5                                |   |                                    |                                  |        |
| 47 Corey Koskie, L<br>OBP: 0.287, SLG: 0.325   | K   |                                  |                               |                                  |                              |                                  |                              |                                  |                              | 4                                | 1                             | 1                                | 0                             | 0                                | 1                            | 2                                |   |                                    |                                  |        |
| Shea Hillenbrand, R<br>OBP: 0.422, SLG: 0.541  |   |                                  |                               |                                  |                              |                                  |                              |                                  |                              | 4                                | 1                             | 3                                | 1                             | 0                                | 0                            | 0                                |   |                                    |                                  |        |
| Eric Hinske, L<br>OBP: 0.370, SLG: 0.458       |   |                                  |                               |                                  |                              |                                  |                              |                                  |                              | 3                                | 1                             | 1                                | 0                             | 1                                | 1                            | 3                                |   |                                    |                                  |        |
| 9 Gregg Zaun, S<br>OBP: 0.427, SLG: 0.533      |   |                                  |                               |                                  |                              |                                  |                              |                                  |                              | 3                                | 1                             | 0                                | 0                             | 1                                | 1                            | 4                                |   |                                    |                                  |        |
| 15 Alex Rios, R<br>OBP: 0.301, SLG: 0.377      |   |                                  |                               |                                  |                              |                                  |                              |                                  |                              | 4                                | 1                             | 2                                | 2                             | 0                                | 0                            | 2                                |   |                                    |                                  |        |
| 8 Russ Adams, L<br>OBP: 0.283, SLG: 0.313      |   |                                  |                               |                                  |                              |                                  |                              |                                  |                              | 2                                | 0                             | 1                                | 0                             | 0                                | 0                            | 0                                |   |                                    |                                  |        |
| John McDonald, R<br>OBP: 0.381, SLG: 0.421     |   |                                  |                               |                                  |                              |                                  |                              |                                  |                              | 1                                | 0                             | 0                                | 0                             | 1                                | 0                            | 0                                |   |                                    |                                  |        |
| <b>Inning Stats</b>                            | R: 0<br>E: 0<br>K: 1<br>S: 9                          | H: 0<br>LOB: 1<br>BB: 1<br>P: 18 | R: 0<br>E: 0<br>K: 1<br>S: 10 | H: 1<br>LOB: 0<br>BB: 0<br>P: 15 | R: 0<br>E: 0<br>K: 0<br>S: 7 | H: 2<br>LOB: 2<br>BB: 0<br>P: 11 | R: 0<br>E: 0<br>K: 1<br>S: 7 | H: 1<br>LOB: 1<br>BB: 0<br>P: 11 | R: 0<br>E: 0<br>K: 0<br>S: 4 | H: 0<br>LOB: 0<br>BB: 0<br>P: 10 | R: 6<br>E: 1<br>K: 0<br>S: 22 | H: 5<br>LOB: 2<br>BB: 2<br>P: 42 | R: 0<br>E: 0<br>K: 0<br>S: 11 | H: 1<br>LOB: 2<br>BB: 1<br>P: 18 | R: 1<br>E: 1<br>K: 0<br>S: 7 | H: 0<br>LOB: 1<br>BB: 1<br>P: 13 | 1B: 8<br>2B: 2<br>3B: 0<br>HR: 0  | SF: 1<br>SAC: 0<br>DP: 3<br>HBP: 3 | WP: 0<br>PB: 0<br>SB: 0<br>CS: 0 | PA: 40 |
| <b>PITCHER</b>                                 | IP WLS BF H R ER SO BB IBB HBP BLK WP HR S P ERA WHIP |                                  |                               |                                  |                              |                                  |                              |                                  |                              |                                  |                               |                                  |                               |                                  |                              |                                  |   |                                    |                                  |        |
| Dewon Brazelton, R<br>ERA: 5.53                | (1, 1) 5.1 L 26 8 6 3 3 1 0 0 0 0 0 0 1 5 ∞ ∞         |                                  |                               |                                  |                              |                                  |                              |                                  |                              |                                  |                               |                                  |                               |                                  |                              |                                  |   |                                    |                                  |        |
| Casey Fossum, L<br>ERA: 3.75                   | (6, 1) 0.0 1 0 0 0 0 1 0 0 0 0 0 0 1 5 ∞ ∞            |                                  |                               |                                  |                              |                                  |                              |                                  |                              |                                  |                               |                                  |                               |                                  |                              |                                  |   |                                    |                                  |        |
| Rob Bell, R<br>ERA: 9.17                       | (6, 1) 2.2 13 2 1 0 0 2 0 1 0 0 0 0 26 45 0.00 1.500  |                                  |                               |                                  |                              |                                  |                              |                                  |                              |                                  |                               |                                  |                               |                                  |                              |                                  |   |                                    |                                  |        |



| Batter  | 1   | 2                                | 3                            | 4                                | 5                            | 6                               | 7                             | 8                                | 9                             | AB R H RBI BB SO LOB             | TOP   |                                 |                              |                                  |                               |                                  |                              |                                  |                                  |                                    |                         |        |
|---|---|----------------------------------|------------------------------|----------------------------------|------------------------------|---------------------------------|-------------------------------|----------------------------------|-------------------------------|----------------------------------|---|---------------------------------|------------------------------|----------------------------------|-------------------------------|----------------------------------|------------------------------|----------------------------------|----------------------------------|------------------------------------|-------------------------|--------|
| 13 Carl Crawford, L<br>OBP: 0.306, SLG: 0.438 | F8  |                                  | F7                           |                                  | G1-3                         |                                 | F8                            |                                  | K                             | 5 0 0 0 0 1 3                    | <b>Tampa Bay Devil Rays @ Toronto Blue Jays</b><br>Rogers Centre, Toronto, ON<br>Wed Apr 27 2005, 7:07 PM EDT<br>Att: 19,527 - Roof Closed - 68 F<br><a href="http://livebaseballscorecards.com">livebaseballscorecards.com</a> |                                 |                              |                                  |                               |                                  |                              |                                  |                                  |                                    |                         |        |
| Alex Gonzalez, R<br>OBP: 0.350, SLG: 0.418    | F9  |                                  | K                            |                                  | 1-2                          |                                 | G6-3                          | G3-1                             | 5 0 1 1 0 1 1                 |                                  |   |                                 |                              |                                  |                               |                                  |                              |                                  |                                  |                                    |                         |        |
| Julio Lugo, R<br>OBP: 0.344, SLG: 0.381       | BB  |                                  | G1-3                         |                                  | L3                           |                                 | F9                            |                                  | 4 0 1 0 0 0 1                 |                                  |   |                                 |                              |                                  |                               |                                  |                              |                                  |                                  |                                    |                         |        |
| Aubrey Huff, L<br>OBP: 0.368, SLG: 0.444      | BB  |                                  |                              | G5-3                             |                              | G3                              | DI                            | 1B HBP                           | 2 1 0 0 1 0 0                 |                                  |   |                                 |                              |                                  |                               |                                  |                              |                                  |                                  |                                    |                         |        |
| Eduardo Perez, R<br>OBP: 0.406, SLG: 0.655    | P4  |                                  |                              | CS                               | 1B                           | G5-3                            | FC5                           | BB                               | 4 0 2 1 0 0 2                 |                                  |   |                                 |                              |                                  |                               |                                  |                              |                                  |                                  |                                    |                         |        |
| Josh Phelps, R<br>OBP: 0.378, SLG: 0.424      |   | G1-3                             |                              | BB                               |                              | G4-3                            |                               | BB                               | 2 0 0 0 2 0 0                 |                                  |   |                                 |                              |                                  |                               |                                  |                              |                                  |                                  |                                    |                         |        |
| 3 Jorge Cantu, R<br>OBP: 0.295, SLG: 0.430    |   | G5-3                             |                              | G3                               |                              | G4-3                            | FC5                           |                                  | 4 0 0 0 0 0 3                 |                                  |   |                                 |                              |                                  |                               |                                  |                              |                                  |                                  |                                    |                         |        |
| Toby Hall, R<br>OBP: 0.350, SLG: 0.321        |   | 1B                               |                              |                                  | P4                           |                                 |                               | 1B                               | 4 0 3 0 0 0 0                 |                                  |   |                                 |                              |                                  |                               |                                  |                              |                                  |                                  |                                    |                         |        |
| 31 Jonny Gomes, R<br>OBP: 0.467, SLG: 0.583   |   | K                                |                              |                                  | 13                           | K                               |                               | L8                               | 4 1 1 0 0 2 3                 |                                  |   |                                 |                              |                                  |                               |                                  |                              |                                  |                                  |                                    |                         |        |
|   |   |                                  |                              |                                  | 1B                           |                                 |                               |                                  |                               |                                  | <b>AB 34</b><br><b>R 2</b><br><b>H 8</b><br><b>RBI 2</b><br><b>BB 3</b><br><b>SO 4</b><br><b>LOB 13</b>   |                                 |                              |                                  |                               |                                  |                              |                                  |                                  |                                    |                         |        |
| <b>Inning Stats</b>                           | R: 0<br>E: 0<br>K: 0<br>S: 13                           | H: 1<br>LOB: 2<br>BB: 1<br>P: 18 | R: 0<br>E: 0<br>K: 1<br>S: 7 | H: 1<br>LOB: 1<br>BB: 0<br>P: 10 | R: 0<br>E: 0<br>K: 1<br>S: 6 | H: 0<br>LOB: 0<br>BB: 0<br>P: 6 | R: 0<br>E: 0<br>K: 0<br>S: 13 | H: 1<br>LOB: 1<br>BB: 0<br>P: 20 | R: 1<br>E: 0<br>K: 0<br>S: 12 | H: 2<br>LOB: 1<br>BB: 0<br>P: 20 | R: 0<br>E: 0<br>K: 0<br>S: 6  | H: 0<br>LOB: 0<br>BB: 0<br>P: 9 | R: 0<br>E: 0<br>K: 1<br>S: 9 | H: 1<br>LOB: 1<br>BB: 0<br>P: 15 | R: 1<br>E: 0<br>K: 0<br>S: 10 | H: 1<br>LOB: 2<br>BB: 1<br>P: 25 | R: 0<br>E: 0<br>K: 1<br>S: 6 | H: 1<br>LOB: 1<br>BB: 0<br>P: 10 | 1B: 7<br>2B: 1<br>3B: 0<br>HR: 0 | SF: 0<br>SAC: 0<br>DP: 0<br>HBP: 1 | WP: 0<br>PB: 0<br>CS: 1 | PA: 38 |
| <b>PITCHER</b>                                | IP WLS BF H R ER SO BB IBB HBP BLK WP HR S P ERA WHIP   |                                  |                              |                                  |                              |                                 |                               |                                  |                               |                                  |   |                                 |                              |                                  |                               |                                  |                              |                                  |                                  |                                    |                         |        |
| 39 Gustavo Chacin, L<br>ERA: 2.48             | (1, 1) 7.2 W 32 7 2 2 3 2 0 1 0 0 0 0 72 113 2.35 1.174 |                                  |                              |                                  |                              |                                 |                               |                                  |                               |                                  |   |                                 |                              |                                  |                               |                                  |                              |                                  |                                  |                                    |                         |        |
| 54 Jason Frasor, R<br>ERA: 4.91               | (8, 1) 0.1 2 0 0 0 0 1 0 0 0 0 0 0 4 10 0.00 3.000      |                                  |                              |                                  |                              |                                 |                               |                                  |                               |                                  |   |                                 |                              |                                  |                               |                                  |                              |                                  |                                  |                                    |                         |        |
| Scott Schoeneweis, L<br>ERA: 7.71             | (9, 1) 1.0 4 1 0 0 1 0 0 0 0 0 0 0 6 10 0.00 1.000      |                                  |                              |                                  |                              |                                 |                               |                                  |                               |                                  |   |                                 |                              |                                  |                               |                                  |                              |                                  |                                  |                                    |                         |        |

| Batter  | 1  | 2                                | 3                             | 4                                | 5                            | 6                                | 7                            | 8                                | 9                             | AB R H RBI BB SO LOB             | BOTTOM  |                                  |                               |                                  |                               |                                  |                                  |                                    |                         |        |
|---|--|----------------------------------|-------------------------------|----------------------------------|------------------------------|----------------------------------|------------------------------|----------------------------------|-------------------------------|----------------------------------|---|----------------------------------|-------------------------------|----------------------------------|-------------------------------|----------------------------------|----------------------------------|------------------------------------|-------------------------|--------|
| 3 Reed Johnson, R<br>OBP: 0.392, SLG: 0.405   | F8   | G3                               |                               |                                  |                              | FC4                              |                              | K                                |                               | 5 0 1 2 0 1 3                    | <b>Tampa Bay Devil Rays @ Toronto Blue Jays</b><br>Rogers Centre, Toronto, ON<br>Wed Apr 27 2005, 7:07 PM EDT<br>Att: 19,527 - Roof Closed - 68 F<br><a href="http://livebaseballscorecards.com">livebaseballscorecards.com</a> |                                  |                               |                                  |                               |                                  |                                  |                                    |                         |        |
| Frank Menechino, R<br>OBP: 0.348, SLG: 0.167  | 1B   |                                  | G5-3                          | P5                               |                              | K                                |                              | 47                               | 10                            | 4 1 1 0 1 1 2                    |   |                                  |                               |                                  |                               |                                  |                                  |                                    |                         |        |
| 10 Vernon Wells, R<br>OBP: 0.250, SLG: 0.417  | P3   |                                  | K                             |                                  | P6                           |                                  | P6                           | 47                               | 10                            | 4 0 0 0 1 1 1                    |   |                                  |                               |                                  |                               |                                  |                                  |                                    |                         |        |
| Shea Hillenbrand, R<br>OBP: 0.432, SLG: 0.545 | 1B   |                                  |                               |                                  | F9                           |                                  | 47                           | 15                               | 2B                            | 3 1 2 1 0 0 0                    |   |                                  |                               |                                  |                               |                                  |                                  |                                    |                         |        |
| 47 Corey Koskie, L<br>OBP: 0.304, SLG: 0.354  | K  |                                  | G3                            |                                  | 15                           |                                  | 15                           | 1B                               | 3B                            | 5 2 3 0 0 1 3                    |   |                                  |                               |                                  |                               |                                  |                                  |                                    |                         |        |
| 15 Alex Rios, R<br>OBP: 0.321, SLG: 0.446     |  |                                  |                               | F9                               |                              |                                  |                              |                                  | K                             | 5 1 3 2 0 1 2                    |   |                                  |                               |                                  |                               |                                  |                                  |                                    |                         |        |
| Orlando Hudson, S<br>OBP: 0.341, SLG: 0.410   |  | K                                |                               | FC1-6                            |                              | K                                |                              | SF8                              |                               | 2 0 0 1 1 2 2                    |   |                                  |                               |                                  |                               |                                  |                                  |                                    |                         |        |
| John McDonald, R<br>OBP: 0.360, SLG: 0.391    |  |                                  |                               | FC1-6                            |                              | F9                               |                              | L4                               |                               | 4 1 1 1 0 0 2                    |   |                                  |                               |                                  |                               |                                  |                                  |                                    |                         |        |
| Ken Huckaby, R<br>OBP: 0.750, SLG: 1.000      |  | G4-3                             |                               |                                  |                              |                                  |                              |                                  | 10                            | 2 2 1 0 2 0 1                    |   |                                  |                               |                                  |                               |                                  |                                  |                                    |                         |        |
|   |  |                                  |                               |                                  |                              |                                  |                              |                                  |                               |                                  | <b>AB 34</b><br><b>R 8</b><br><b>H 12</b><br><b>RBI 7</b><br><b>BB 5</b><br><b>SO 7</b><br><b>LOB 16</b>  |                                  |                               |                                  |                               |                                  |                                  |                                    |                         |        |
| <b>Inning Stats</b>                           | R: 0<br>E: 0<br>K: 1<br>S: 15                          | H: 2<br>LOB: 2<br>BB: 0<br>P: 24 | R: 1<br>E: 0<br>K: 1<br>S: 16 | H: 2<br>LOB: 0<br>BB: 0<br>P: 21 | R: 0<br>E: 0<br>K: 1<br>S: 9 | H: 1<br>LOB: 1<br>BB: 0<br>P: 12 | R: 2<br>E: 0<br>K: 0<br>S: 8 | H: 2<br>LOB: 1<br>BB: 1<br>P: 16 | R: 1<br>E: 0<br>K: 1<br>S: 10 | H: 2<br>LOB: 1<br>BB: 0<br>P: 15 | R: 0<br>E: 0<br>K: 1<br>S: 9  | H: 0<br>LOB: 1<br>BB: 1<br>P: 19 | R: 2<br>E: 0<br>K: 0<br>S: 10 | H: 2<br>LOB: 1<br>BB: 0<br>P: 15 | R: 2<br>E: 1<br>K: 2<br>S: 13 | H: 1<br>LOB: 2<br>BB: 3<br>P: 33 | 1B: 7<br>2B: 3<br>3B: 2<br>HR: 0 | SF: 2<br>SAC: 0<br>DP: 0<br>HBP: 1 | WP: 0<br>PB: 0<br>CS: 0 | PA: 42 |
| <b>PITCHER</b>                                | IP WLS BF H R ER SO BB IBB HBP BLK WP HR S P ERA WHIP  |                                  |                               |                                  |                              |                                  |                              |                                  |                               |                                  |   |                                  |                               |                                  |                               |                                  |                                  |                                    |                         |        |
| 19 Scott Kazmir, L<br>ERA: 4.18               | (1, 1) 6.0 L 29 9 4 4 5 2 0 0 0 0 0 0 15 30 6.00 1.833 |                                  |                               |                                  |                              |                                  |                              |                                  |                               |                                  |   |                                  |                               |                                  |                               |                                  |                                  |                                    |                         |        |
| 37 Seth McClung, R<br>ERA: 12.19              | (7, 1) 1.1 9 2 4 3 1 2 0 1 0 0 0 0 15 30 20.25 3.000   |                                  |                               |                                  |                              |                                  |                              |                                  |                               |                                  |   |                                  |                               |                                  |                               |                                  |                                  |                                    |                         |        |
| Lance Carter, R<br>ERA: 7.94                  | (8, 1) 0.2 4 1 0 0 1 1 0 0 0 0 0 0 8 18 0.00 3.000     |                                  |                               |                                  |                              |                                  |                              |                                  |                               |                                  |   |                                  |                               |                                  |                               |                                  |                                  |                                    |                         |        |



| Batter  | 1   | 2                                | 3                             | 4                                | 5                            | 6                                | 7                            | 8                                | 9                            | AB                              | R                             | H                                | RBI                           | BB                               | SO                            | LOB                              | TOP                              |                                    |                                  |        |
|---|---|----------------------------------|-------------------------------|----------------------------------|------------------------------|----------------------------------|------------------------------|----------------------------------|------------------------------|---------------------------------|-------------------------------|----------------------------------|-------------------------------|----------------------------------|-------------------------------|----------------------------------|----------------------------------|------------------------------------|----------------------------------|--------|
| 13 Carl Crawford, L<br>OBP: 0.311, SLG: 0.447 |   |                                  |                               |                                  |                              |                                  |                              |                                  |                              | 5                               | 1                             | 2                                | 0                             | 0                                | 1                             | 3                                |                                  |                                    |                                  |        |
| Julio Lugo, R<br>OBP: 0.340, SLG: 0.375       |   |                                  |                               |                                  |                              |                                  |                              |                                  |                              | 4                               | 1                             | 1                                | 1                             | 0                                | 0                             | 1                                |                                  |                                    |                                  |        |
| Aubrey Huff, L<br>OBP: 0.352, SLG: 0.421      |   |                                  |                               |                                  |                              |                                  |                              |                                  |                              | 4                               | 0                             | 0                                | 0                             | 0                                | 1                             | 3                                |                                  |                                    |                                  |        |
| Travis Lee, L<br>OBP: 0.348, SLG: 0.344       |   |                                  |                               |                                  |                              |                                  |                              |                                  |                              | 4                               | 1                             | 1                                | 1                             | 0                                | 2                             | 1                                |                                  |                                    |                                  |        |
| 3 Jorge Cantu, R<br>OBP: 0.283, SLG: 0.411    |   |                                  |                               |                                  |                              |                                  |                              |                                  |                              | 4                               | 0                             | 0                                | 0                             | 0                                | 1                             | 2                                |                                  |                                    |                                  |        |
| 31 Jonny Gomes, R<br>OBP: 0.421, SLG: 0.563   |   |                                  |                               |                                  |                              |                                  |                              |                                  |                              | 4                               | 0                             | 1                                | 1                             | 0                                | 1                             | 0                                |                                  |                                    |                                  |        |
| Alex Sanchez, L<br>OBP: 0.289, SLG: 0.378     |   |                                  |                               |                                  |                              |                                  |                              |                                  |                              | 4                               | 1                             | 1                                | 0                             | 0                                | 1                             | 1                                |                                  |                                    |                                  |        |
| Charles Johnson, R<br>OBP: 0.444, SLG: 0.429  |   |                                  |                               |                                  |                              |                                  |                              |                                  |                              | 3                               | 0                             | 0                                | 0                             | 0                                | 0                             | 0                                |                                  |                                    |                                  |        |
| Chris Singleton, L<br>OBP: 0.357, SLG: 0.308  |   |                                  |                               |                                  |                              |                                  |                              |                                  |                              | 1                               | 0                             | 1                                | 0                             | 0                                | 0                             | 0                                |                                  |                                    |                                  |        |
| Nick Green, R<br>OBP: 0.333, SLG: 0.414       |   |                                  |                               |                                  |                              |                                  |                              |                                  |                              | 4                               | 0                             | 2                                | 1                             | 0                                | 1                             | 0                                |                                  |                                    |                                  |        |
| <b>Inning Stats</b>                           | R: 3<br>E: 1<br>K: 1<br>S: 17                           | H: 3<br>LOB: 1<br>BB: 0<br>P: 26 | R: 0<br>E: 0<br>K: 2<br>S: 13 | H: 0<br>LOB: 0<br>BB: 0<br>P: 15 | R: 0<br>E: 0<br>K: 1<br>S: 9 | H: 1<br>LOB: 1<br>BB: 0<br>P: 13 | R: 0<br>E: 0<br>K: 1<br>S: 8 | H: 0<br>LOB: 0<br>BB: 0<br>P: 13 | R: 0<br>E: 0<br>K: 0<br>S: 6 | H: 0<br>LOB: 0<br>BB: 0<br>P: 7 | R: 0<br>E: 0<br>K: 1<br>S: 11 | H: 1<br>LOB: 1<br>BB: 0<br>P: 16 | R: 0<br>E: 0<br>K: 2<br>S: 10 | H: 0<br>LOB: 0<br>BB: 0<br>P: 17 | R: 0<br>E: 0<br>K: 0<br>S: 18 | H: 3<br>LOB: 2<br>BB: 0<br>P: 29 | 1B: 5<br>2B: 4<br>3B: 0<br>HR: 0 | SF: 0<br>SAC: 0<br>DP: 0<br>HBP: 0 | WP: 0<br>PB: 0<br>SB: 2<br>CS: 0 | PA: 37 |
| <b>PITCHER</b>                                | IP WLS BF H R ER SO BB IBB HBP BLK WP HR S P ERA WHIP   |                                  |                               |                                  |                              |                                  |                              |                                  |                              |                                 |                               |                                  |                               |                                  |                               |                                  |                                  |                                    |                                  |        |
| Josh Towers, R<br>ERA: 4.61                   | (1, 1) 6.2 W 27 6 3 1 6 0 0 0 0 0 0 0 69 100 1.35 0.900 |                                  |                               |                                  |                              |                                  |                              |                                  |                              |                                 |                               |                                  |                               |                                  |                               |                                  |                                  |                                    |                                  |        |
| Vinnie Chulk, R<br>ERA: 3.09                  | (7, 1) 1.1 H 4 0 0 0 2 0 0 0 0 0 0 0 12 21 0.00 0.000   |                                  |                               |                                  |                              |                                  |                              |                                  |                              |                                 |                               |                                  |                               |                                  |                               |                                  |                                  |                                    |                                  |        |
| Justin Speier, R<br>ERA: 7.56                 | (9, 1) 0.2 4 2 1 1 0 0 0 0 0 0 0 0 11 18 13.50 3.000    |                                  |                               |                                  |                              |                                  |                              |                                  |                              |                                 |                               |                                  |                               |                                  |                               |                                  |                                  |                                    |                                  |        |
| Miguel Batista, R<br>ERA: 2.7                 | (9, 1) 0.1 S 2 1 0 0 0 0 0 0 0 0 0 0 7 11 0.00 3.000    |                                  |                               |                                  |                              |                                  |                              |                                  |                              |                                 |                               |                                  |                               |                                  |                               |                                  |                                  |                                    |                                  |        |

Tampa Bay Devil Rays @ Toronto Blue Jays  
Rogers Centre, Toronto, ON  
Thu Apr 28 2005, 12:37 PM EDT  
Att: 21,409 - Roof Closed - 68 F

AB 37  
R 4  
H 9  
RBI 4  
BB 0  
SO 8  
LOB 11

| Batter   | 1   | 2                                | 3                            | 4                                | 5                            | 6                                | 7                             | 8                                | 9                             | AB                               | R                             | H                                | RBI                          | BB                               | SO                            | LOB                              | BOTTOM                           |                                    |                                  |        |
|--|---|----------------------------------|------------------------------|----------------------------------|------------------------------|----------------------------------|-------------------------------|----------------------------------|-------------------------------|----------------------------------|-------------------------------|----------------------------------|------------------------------|----------------------------------|-------------------------------|----------------------------------|----------------------------------|------------------------------------|----------------------------------|--------|
| Frank Catalanotto, L<br>OBP: 0.329, SLG: 0.397 |   |                                  |                              |                                  |                              |                                  |                               |                                  |                               | 3                                | 0                             | 1                                | 0                            | 0                                | 0                             | 1                                |                                  |                                    |                                  |        |
| 3 Reed Johnson, R<br>OBP: 0.415, SLG: 0.419    |   |                                  |                              |                                  |                              |                                  |                               |                                  |                               | 1                                | 0                             | 1                                | 2                            | 1                                | 0                             | 0                                |                                  |                                    |                                  |        |
| Orlando Hudson, S<br>OBP: 0.333, SLG: 0.398    |   |                                  |                              |                                  |                              |                                  |                               |                                  |                               | 5                                | 0                             | 1                                | 0                            | 0                                | 0                             | 4                                |                                  |                                    |                                  |        |
| 10 Vernon Wells, R<br>OBP: 0.258, SLG: 0.402   |   |                                  |                              |                                  |                              |                                  |                               |                                  |                               | 3                                | 0                             | 0                                | 0                            | 2                                | 0                             | 2                                |                                  |                                    |                                  |        |
| 47 Corey Koskie, L<br>OBP: 0.309, SLG: 0.356   |   |                                  |                              |                                  |                              |                                  |                               |                                  |                               | 5                                | 1                             | 2                                | 0                            | 0                                | 2                             | 2                                |                                  |                                    |                                  |        |
| Shea Hillenbrand, R<br>OBP: 0.434, SLG: 0.543  |   |                                  |                              |                                  |                              |                                  |                               |                                  |                               | 4                                | 1                             | 2                                | 0                            | 0                                | 0                             | 2                                |                                  |                                    |                                  |        |
| Eric Hinske, L<br>OBP: 0.365, SLG: 0.461       |   |                                  |                              |                                  |                              |                                  |                               |                                  |                               | 4                                | 1                             | 1                                | 2                            | 0                                | 2                             | 3                                |                                  |                                    |                                  |        |
| 15 Alex Rios, R<br>OBP: 0.329, SLG: 0.462      |   |                                  |                              |                                  |                              |                                  |                               |                                  |                               | 4                                | 2                             | 2                                | 0                            | 0                                | 0                             | 2                                |                                  |                                    |                                  |        |
| 9 Gregg Zaun, S<br>OBP: 0.430, SLG: 0.571      |   |                                  |                              |                                  |                              |                                  |                               |                                  |                               | 3                                | 1                             | 1                                | 3                            | 1                                | 0                             | 1                                |                                  |                                    |                                  |        |
| 8 Russ Adams, L<br>OBP: 0.298, SLG: 0.333      |   |                                  |                              |                                  |                              |                                  |                               |                                  |                               | 3                                | 1                             | 1                                | 0                            | 1                                | 0                             | 1                                |                                  |                                    |                                  |        |
| <b>Inning Stats</b>                            | R: 0<br>E: 0<br>K: 0<br>S: 7                            | H: 0<br>LOB: 0<br>BB: 0<br>P: 11 | R: 0<br>E: 0<br>K: 0<br>S: 7 | H: 1<br>LOB: 0<br>BB: 0<br>P: 11 | R: 0<br>E: 0<br>K: 0<br>S: 8 | H: 1<br>LOB: 2<br>BB: 1<br>P: 17 | R: 0<br>E: 0<br>K: 1<br>S: 10 | H: 1<br>LOB: 2<br>BB: 1<br>P: 18 | R: 0<br>E: 0<br>K: 1<br>S: 11 | H: 1<br>LOB: 1<br>BB: 0<br>P: 15 | R: 5<br>E: 0<br>K: 0<br>S: 20 | H: 6<br>LOB: 2<br>BB: 1<br>P: 33 | R: 0<br>E: 0<br>K: 2<br>S: 9 | H: 0<br>LOB: 0<br>BB: 0<br>P: 13 | R: 2<br>E: 0<br>K: 1<br>S: 13 | H: 2<br>LOB: 2<br>BB: 2<br>P: 27 | 1B: 8<br>2B: 3<br>3B: 0<br>HR: 1 | SF: 0<br>SAC: 0<br>DP: 1<br>HBP: 0 | WP: 0<br>PB: 0<br>SB: 2<br>CS: 0 | PA: 40 |
| <b>PITCHER</b>                                 | IP WLS BF H R ER SO BB IBB HBP BLK WP HR S P ERA WHIP   |                                  |                              |                                  |                              |                                  |                               |                                  |                               |                                  |                               |                                  |                              |                                  |                               |                                  |                                  |                                    |                                  |        |
| Doug Waechter, R<br>ERA: 5.93                  | (1, 1) 5.1 L 25 8 4 4 1 0 0 0 0 0 0 0 1 8 27.00 9.000   |                                  |                              |                                  |                              |                                  |                               |                                  |                               |                                  |                               |                                  |                              |                                  |                               |                                  |                                  |                                    |                                  |        |
| Casey Fossum, L<br>ERA: 4.39                   | (6, 1) 0.1 B 4 2 1 1 0 1 0 0 0 0 0 0 1 8 15 27.00 9.000 |                                  |                              |                                  |                              |                                  |                               |                                  |                               |                                  |                               |                                  |                              |                                  |                               |                                  |                                  |                                    |                                  |        |
| Travis Harper, R<br>ERA: 3.95                  | (6, 1) 1.1 4 0 0 0 2 0 0 0 0 0 0 0 11 16 0.00 0.000     |                                  |                              |                                  |                              |                                  |                               |                                  |                               |                                  |                               |                                  |                              |                                  |                               |                                  |                                  |                                    |                                  |        |
| Danys Baez, R<br>ERA: 3.27                     | (8, 1) 1.0 7 2 2 2 1 2 0 0 0 0 0 0 13 27 18.00 4.000    |                                  |                              |                                  |                              |                                  |                               |                                  |                               |                                  |                               |                                  |                              |                                  |                               |                                  |                                  |                                    |                                  |        |

Tampa Bay Devil Rays @ Toronto Blue Jays  
Rogers Centre, Toronto, ON  
Thu Apr 28 2005, 12:37 PM EDT  
Att: 21,409 - Roof Closed - 68 F

AB 35  
R 7  
H 12  
RBI 7  
BB 5  
SO 4  
LOB 18



| Batter  | 1                             | 2                                | 3                                   | 4                                 | 5                             | 6                                | 7                              | 8                               | 9                            | AB                               | R                            | H                                | RBI                          | BB                              | SO                            | LOB                              | TOP   |                                     |                                   |                          |
|---|-------------------------------|----------------------------------|-------------------------------------|-----------------------------------|-------------------------------|----------------------------------|--------------------------------|---------------------------------|------------------------------|----------------------------------|------------------------------|----------------------------------|------------------------------|---------------------------------|-------------------------------|----------------------------------|---|-------------------------------------|-----------------------------------|--------------------------|
| Frank Menechino, R (1.10)<br>OBP: 0.333, SLG: 0.182   | 0-0<br>1B                     |                                  | 3-3<br>2B                           |                                   | 0-0<br>G6-4-3                 |                                  |                                | 0-0<br>P6                       |                              | 4                                | 0                            | 1                                | 0                            | 0                               | 1                             | 2                                | Toronto Blue Jays @ New York Yankees<br>Yankee Stadium, Bronx, NY<br>Fri Apr 29 2005, 7:05 PM EDT<br>Att: 40,839 - Partly Cloudy - 56 F |                                     |                                   |                          |
| 3 Reed Johnson, R (1.7)<br>OBP: 0.404, SLG: 0.426     | 0-3<br>K                      |                                  | 2-1<br>2B                           |                                   |                               | 2-3<br>K                         |                                | 0-2<br>G6-3                     |                              | 4                                | 0                            | 1                                | 0                            | 0                               | 2                             | 1                                |   |                                     |                                   |                          |
| 10 Vernon Wells, R (1.8)<br>OBP: 0.248, SLG: 0.385    | 2-3<br>K                      |                                  | 1-1<br>G6-3                         |                                   |                               | 0-0<br>G5-3                      |                                | 1-2<br>G6-3                     |                              | 4                                | 0                            | 0                                | 0                            | 0                               | 1                             | 2                                |   |                                     |                                   |                          |
| Shea Hillenbrand, R (1.5)<br>OBP: 0.427, SLG: 0.531   | 1-3<br>K                      |                                  |                                     | 1-0<br>G4-3                       |                               | 1-1<br>G1-3                      |                                |                                 | 0-0<br>15<br>1B              | 4                                | 0                            | 1                                | 0                            | 0                               | 1                             | 1                                |   |                                     |                                   |                          |
| 15 Alex Rios, R (1.9)<br>OBP: 0.349, SLG: 0.469       |                               | 4-0<br>9<br>G3<br>BB             |                                     | 1-0<br>L8                         |                               |                                  | 0-0<br>9<br>CS<br>1B           |                                 | 1-0<br>1-2<br>1B             | 3                                | 0                            | 2                                | 0                            | 1                               | 0                             | 0                                |   |                                     |                                   |                          |
| 9 Greg Zaun, S (1.2)<br>OBP: 0.422, SLG: 0.545        |                               | 1-1<br>SAFE<br>G3                |                                     | 3-1<br>G6-3                       |                               |                                  | 4-1<br>SAFE<br>1-2<br>HR<br>BB |                                 | 0-1<br>B1                    | 3                                | 1                            | 0                                | 0                            | 1                               | 0                             | 3                                |   |                                     |                                   |                          |
| Eric Hinske, L (1.3)<br>OBP: 0.360, SLG: 0.488        |                               | 1-3<br>K                         |                                     |                                   | 0-1<br>P3                     |                                  | 0-2<br>1-H<br>HR               |                                 | 0-3<br>K                     | 4                                | 1                            | 1                                | 2                            | 0                               | 2                             | 3                                |   |                                     |                                   |                          |
| Orlando Hudson, S (1.4)<br>OBP: 0.330, SLG: 0.385     |                               | 2-0<br>F8                        |                                     |                                   | 4-1<br>1B<br>S<br>BB          |                                  | 0-1<br>G4-3                    |                                 | 0-3<br>K                     | 3                                | 0                            | 0                                | 0                            | 1                               | 1                             | 3                                |   |                                     |                                   |                          |
| John McDonald, R (1.6)<br>OBP: 0.357, SLG: 0.385      |                               |                                  | 2-3<br>K                            |                                   | 1-2<br>G6-4-3<br>1B           |                                  | 0-0<br>G1-3                    |                                 |                              | 3                                | 0                            | 1                                | 0                            | 0                               | 1                             | 0                                |   |                                     |                                   |                          |
| <b>Inning Stats</b>                                   | R: 0<br>E: 0<br>K: 3<br>S: 11 | H: 1<br>LOB: 1<br>BB: 0<br>P: 14 | R: 0<br>E: 0<br>K: 1<br>S: 7        | H: 0<br>LOB: 1<br>BB: 1<br>P: 15  | R: 0<br>E: 0<br>K: 2<br>S: 11 | H: 1<br>LOB: 1<br>BB: 0<br>P: 19 | R: 0<br>E: 0<br>K: 0<br>S: 4   | H: 0<br>LOB: 0<br>BB: 0<br>P: 9 | R: 0<br>E: 0<br>K: 0<br>S: 6 | H: 0<br>LOB: 1<br>BB: 1<br>P: 12 | R: 2<br>E: 0<br>K: 0<br>S: 9 | H: 2<br>LOB: 0<br>BB: 1<br>P: 12 | R: 0<br>E: 0<br>K: 0<br>S: 7 | H: 0<br>LOB: 2<br>BB: 0<br>P: 8 | R: 0<br>E: 0<br>K: 2<br>S: 10 | H: 2<br>LOB: 2<br>BB: 0<br>P: 11 | 1B: 5<br>2B: 1<br>3B: 0<br>HR: 1  | SF: 0<br>SAC: 0<br>DP: 1<br>HBP: 0  | WP: 0<br>PB: 0<br>SB: 1<br>CS: 1  | PA: 35                   |
| <b>PITCHER</b><br>Randy Johnson, L (1.1)<br>ERA: 3.74 | IP: 9.0<br>WLS: L<br>BF: 35   | H: 7<br>R: 2<br>ER: 2<br>SO: 9   | BB: 3<br>IBB: 0<br>HBP: 0<br>BLK: 0 | WP: 0<br>HR: 1<br>S: 72<br>P: 109 | ERA: 2.00<br>WHIP: 1.111      | <b>PITCHER</b>                   |                                |                                 |                              |                                  |                              |                                  |                              |                                 |                               | IP: 9.0<br>WLS: W<br>BF: 32      | H: 3<br>R: 0<br>ER: 0<br>SO: 9  | BB: 1<br>IBB: 0<br>HBP: 1<br>BLK: 0 | WP: 0<br>HR: 0<br>S: 75<br>P: 115 | ERA: 0.00<br>WHIP: 0.444 |


| Batter   | 1                             | 2                                | 3                                   | 4                                 | 5                             | 6                                | 7                             | 8                                | 9                            | AB                               | R                            | H                                | RBI                          | BB                              | SO                           | LOB                             | BOTTOM  |                                     |                                   |                          |
|--|-------------------------------|----------------------------------|-------------------------------------|-----------------------------------|-------------------------------|----------------------------------|-------------------------------|----------------------------------|------------------------------|----------------------------------|------------------------------|----------------------------------|------------------------------|---------------------------------|------------------------------|---------------------------------|---|-------------------------------------|-----------------------------------|--------------------------|
| 2 Derek Jeter, R (1.6)<br>OBP: 0.464, SLG: 0.465       | 2-2<br>G5-3                   |                                  | 0-1<br>S<br>1B                      |                                   | 1-3<br>K                      |                                  |                               | 2-3<br>K                         |                              | 4                                | 0                            | 1                                | 0                            | 0                               | 2                            | 0                               | Toronto Blue Jays @ New York Yankees<br>Yankee Stadium, Bronx, NY<br>Fri Apr 29 2005, 7:05 PM EDT<br>Att: 40,839 - Partly Cloudy - 56 F |                                     |                                   |                          |
| Tony Womack, L (1.4)<br>OBP: 0.321, SLG: 0.321         | 3-2<br>G3                     |                                  | 3-3<br>K                            |                                   |                               | 2-3<br>K                         |                               | 0-2<br>P4                        |                              | 4                                | 0                            | 0                                | 0                            | 0                               | 2                            | 2                               |   |                                     |                                   |                          |
| Gary Sheffield, R (1.9)<br>OBP: 0.394, SLG: 0.467      | 3-1<br>G2                     |                                  | 0-0<br>L8                           |                                   |                               | 0-0<br>F8                        |                               |                                  | 1-3<br>K                     | 4                                | 0                            | 0                                | 0                            | 0                               | 1                            | 2                               |   |                                     |                                   |                          |
| 55 Hideki Matsui, L (1.7)<br>OBP: 0.343, SLG: 0.432    |                               | 0-1<br>G4-3                      |                                     | 1-2<br>G5-3                       |                               | 1-0<br>G1-3                      |                               |                                  | 1-0<br>G4-3                  | 4                                | 0                            | 0                                | 0                            | 0                               | 0                            | 0                               |   |                                     |                                   |                          |
| 13 Alex Rodriguez, R (1.5)<br>OBP: 0.343, SLG: 0.596   |                               | 1-3<br>K                         |                                     | 2-1<br>25<br>S<br>1B              |                               |                                  | 3-2<br>K                      |                                  | 0-0<br>G6-3                  | 4                                | 0                            | 1                                | 0                            | 0                               | 2                            | 0                               |   |                                     |                                   |                          |
| 25 Jason Giambi, L (1.10)<br>OBP: 0.405, SLG: 0.385    |                               | 4-2<br>BB                        |                                     | 1-3<br>K                          |                               | 0-0<br>F7                        |                               |                                  |                              | 2                                | 0                            | 0                                | 0                            | 1                               | 1                            | 1                               |   |                                     |                                   |                          |
| 20 Jorge Posada, S (1.2)<br>OBP: 0.322, SLG: 0.333     |                               | 1-0<br>G4-3                      |                                     | 1-2<br>K                          |                               | 1-1<br>2B                        |                               |                                  |                              | 3                                | 0                            | 1                                | 0                            | 0                               | 0                            | 2                               |   |                                     |                                   |                          |
| Tino Martinez, L (1.3)<br>OBP: 0.333, SLG: 0.356       |                               |                                  | 2-1<br>S<br>2<br>1B<br>HBP          |                                   | 1-2<br>G1-3                   |                                  | 1-0<br>G4-3                   |                                  |                              | 2                                | 0                            | 0                                | 0                            | 0                               | 0                            | 1                               |   |                                     |                                   |                          |
| Bernie Williams, S (1.8)<br>OBP: 0.326, SLG: 0.313     |                               |                                  | 2-3<br>K                            |                                   | 1-1<br>L6                     |                                  |                               | 0-0<br>G4-3                      |                              | 3                                | 0                            | 0                                | 0                            | 0                               | 1                            | 1                               |   |                                     |                                   |                          |
| <b>Inning Stats</b>                                    | R: 0<br>E: 0<br>K: 0<br>S: 10 | H: 0<br>LOB: 0<br>BB: 0<br>P: 18 | R: 0<br>E: 0<br>K: 1<br>S: 8        | H: 0<br>LOB: 1<br>BB: 1<br>P: 14  | R: 0<br>E: 0<br>K: 2<br>S: 10 | H: 1<br>LOB: 2<br>BB: 0<br>P: 17 | R: 0<br>E: 0<br>K: 1<br>S: 12 | H: 1<br>LOB: 1<br>BB: 0<br>P: 16 | R: 0<br>E: 0<br>K: 1<br>S: 8 | H: 0<br>LOB: 0<br>BB: 0<br>P: 11 | R: 0<br>E: 0<br>K: 1<br>S: 7 | H: 1<br>LOB: 1<br>BB: 0<br>P: 12 | R: 0<br>E: 0<br>K: 1<br>S: 7 | H: 0<br>LOB: 0<br>BB: 0<br>P: 9 | R: 0<br>E: 0<br>K: 1<br>S: 5 | H: 0<br>LOB: 0<br>BB: 0<br>P: 7 | 1B: 2<br>2B: 1<br>3B: 0<br>HR: 0  | SF: 0<br>SAC: 0<br>DP: 0<br>HBP: 1  | WP: 0<br>PB: 0<br>SB: 3<br>CS: 0  | PA: 32                   |
| <b>PITCHER</b><br>32 Roy Halladay, R (1.1)<br>ERA: 3.4 | IP: 9.0<br>WLS: W<br>BF: 32   | H: 3<br>R: 0<br>ER: 0<br>SO: 9   | BB: 1<br>IBB: 0<br>HBP: 1<br>BLK: 0 | WP: 0<br>HR: 0<br>S: 75<br>P: 115 | ERA: 0.00<br>WHIP: 0.444      | <b>PITCHER</b>                   |                               |                                  |                              |                                  |                              |                                  |                              |                                 |                              | IP: 9.0<br>WLS: W<br>BF: 32     | H: 3<br>R: 0<br>ER: 0<br>SO: 9  | BB: 1<br>IBB: 0<br>HBP: 1<br>BLK: 0 | WP: 0<br>HR: 0<br>S: 75<br>P: 115 | ERA: 0.00<br>WHIP: 0.444 |



| Batter  | 1                            | 2                               | 3                            | 4                               | 5                            | 6                               | 7                             | 8                                | 9                             | AB                               | R                            | H                                | RBI                          | BB                               | SO                            | LOB                              | TOP                          |                                 |                         |                                    |                         |        |
|---|------------------------------|---------------------------------|------------------------------|---------------------------------|------------------------------|---------------------------------|-------------------------------|----------------------------------|-------------------------------|----------------------------------|------------------------------|----------------------------------|------------------------------|----------------------------------|-------------------------------|----------------------------------|------------------------------|---------------------------------|-------------------------|------------------------------------|-------------------------|--------|
| Frank Catalanotto, L (1.7)<br>OBP: 0.320, SLG: 0.352<br>3 Reed Johnson, R (9.7)<br>OBP: 0.404, SLG: 0.426 | G6-3                         |                                 |                              | G4-3                            | FC6-4<br>1B                  |                                 | FC4-6<br>FC6-4                |                                  | K                             | 5                                | 0                            | 1                                | 1                            | 0                                | 1                             | 1                                |                              |                                 |                         |                                    |                         |        |
| Orlando Hudson, S (1.4)<br>OBP: 0.324, SLG: 0.375   | F7                           |                                 |                              | FC6-4<br>1B                     | FC6-4                        |                                 | FC6-4                         |                                  | G4-3                          | 5                                | 0                            | 1                                | 0                            | 0                                | 0                             | 2                                |                              |                                 |                         |                                    |                         |        |
| 10 Vernon Wells, R (1.8)<br>OBP: 0.248, SLG: 0.372  | F8                           |                                 |                              | FC6-4<br>47<br>1B               |                              |                                 | FC5<br>47<br>1B               |                                  | G6-3                          | 3                                | 0                            | 0                                | 0                            | 1                                | 0                             | 1                                |                              |                                 |                         |                                    |                         |        |
| 47 Corey Koskie, L (1.5)<br>OBP: 0.327, SLG: 0.407  |                              | G4-3                            |                              | FC6-4<br>1B                     |                              |                                 | FC5<br>1B                     |                                  | HR                            | 4                                | 1                            | 3                                | 1                            | 0                                | 0                             | 0                                |                              |                                 |                         |                                    |                         |        |
| Shea Hillenbrand, R (1.10)<br>OBP: 0.421, SLG: 0.530  | L1                           |                                 |                              | P5                              |                              |                                 | FC5<br>15<br>FC1-4            |                                  | 15<br>G6-3<br>2B              | 4                                | 0                            | 1                                | 0                            | 0                                | 0                             | 4                                |                              |                                 |                         |                                    |                         |        |
| Eric Hinske, L (1.3)<br>OBP: 0.366, SLG: 0.482  | G3                           |                                 |                              |                                 |                              |                                 | F8                            |                                  | 15<br>G6-3<br>IBB             | 3                                | 1                            | 1                                | 0                            | 1                                | 0                             | 2                                |                              |                                 |                         |                                    |                         |        |
| 15 Alex Rios, R (1.9)<br>OBP: 0.344, SLG: 0.452   |                              |                                 |                              | G5-3                            |                              |                                 | FC1-4                         |                                  | G6-3                          | 3                                | 1                            | 0                                | 0                            | 1                                | 0                             | 4                                |                              |                                 |                         |                                    |                         |        |
| 9 Gregg Zaun, S (1.2)<br>OBP: 0.402, SLG: 0.514   |                              |                                 |                              | G6-3                            |                              |                                 | G3                            |                                  | G4-3                          | 4                                | 0                            | 0                                | 0                            | 0                                | 1                             | 4                                |                              |                                 |                         |                                    |                         |        |
| 8 Russ Adams, L (1.6)<br>OBP: 0.295, SLG: 0.327   | F7                           |                                 |                              |                                 |                              |                                 | G3-1                          |                                  | P5                            | 4                                | 0                            | 1                                | 1                            | 0                                | 0                             | 1                                |                              |                                 |                         |                                    |                         |        |
| <b>Inning Stats</b>   | R: 0<br>E: 0<br>K: 0<br>S: 5 | H: 0<br>LOB: 0<br>BB: 0<br>P: 6 | R: 0<br>E: 0<br>K: 0<br>S: 6 | H: 0<br>LOB: 0<br>BB: 0<br>P: 9 | R: 0<br>E: 0<br>K: 0<br>S: 5 | H: 0<br>LOB: 0<br>BB: 0<br>P: 7 | R: 0<br>E: 0<br>K: 0<br>S: 12 | H: 2<br>LOB: 2<br>BB: 0<br>P: 17 | R: 2<br>E: 0<br>K: 0<br>S: 10 | H: 2<br>LOB: 1<br>BB: 1<br>P: 15 | R: 0<br>E: 0<br>K: 0<br>S: 8 | H: 1<br>LOB: 2<br>BB: 1<br>P: 14 | R: 0<br>E: 0<br>K: 0<br>S: 8 | H: 1<br>LOB: 1<br>BB: 0<br>P: 13 | R: 1<br>E: 0<br>K: 1<br>S: 17 | H: 2<br>LOB: 2<br>BB: 1<br>P: 26 | R: 0<br>E: 0<br>K: 1<br>S: 6 | H: 0<br>LOB: 0<br>BB: 0<br>P: 8 | 1B: 6<br>2B: 1<br>HR: 1 | SF: 0<br>SAC: 0<br>DP: 0<br>HBP: 0 | WP: 0<br>PB: 0<br>CS: 0 | PA: 38 |
| <b>PITCHER</b>  | IP                           | WLS                             | BF                           | H                               | R                            | ER                              | SO                            | BB                               | IBB                           | HBP                              | BLK                          | WP                               | HR                           | S                                | P                             | ERA                              | WHIP                         |                                 |                         |                                    |                         |        |
| 40 Chien-Ming Wang, R (1.1)<br>ERA: 2.57  | 7.0                          |                                 | 29                           | 6                               | 2                            | 2                               | 0                             | 2                                | 0                             | 0                                | 0                            | 0                                | 0                            | 54                               | 81                            | 2.57                             | 1.143                        |                                 |                         |                                    |                         |        |
| Tom Gordon, R (8.1)<br>ERA: 4.91  | 1.0                          | B                               | 6                            | 2                               | 1                            | 1                               | 1                             | 0                                | 1                             | 0                                | 0                            | 0                                | 1                            | 17                               | 26                            | 9.00                             | 2.000                        |                                 |                         |                                    |                         |        |
| 42 Mariano Rivera, R (9.1)<br>ERA: 2.7  | 1.0                          | W                               | 3                            | 0                               | 0                            | 0                               | 1                             | 0                                | 0                             | 0                                | 0                            | 0                                | 0                            | 6                                | 8                             | 0.00                             | 0.000                        |                                 |                         |                                    |                         |        |

Toronto Blue Jays @ New York Yankees  
Yankee Stadium, Bronx, NY  
Sat Apr 30 2005, 1:05 PM EDT  
Att: 47,483 - Overcast - 54 F


AB 35  
R 3  
H 8  
RBI 3  
BB 3  
SO 2  
LOB 19



| Batter   | 1                             | 2                                | 3                             | 4                                | 5                            | 6                               | 7                             | 8                                | 9                             | AB                               | R                             | H                                | RBI                          | BB                               | SO                           | LOB                              | BOTTOM                       |                                  |                                  |                                    |                         |        |
|--|-------------------------------|----------------------------------|-------------------------------|----------------------------------|------------------------------|---------------------------------|-------------------------------|----------------------------------|-------------------------------|----------------------------------|-------------------------------|----------------------------------|------------------------------|----------------------------------|------------------------------|----------------------------------|------------------------------|----------------------------------|----------------------------------|------------------------------------|-------------------------|--------|
| 2 Derek Jeter, R (1.6)<br>OBP: 0.465, SLG: 0.467   | 1B<br>1B                      | K                                |                               |                                  | G1-3<br>1B                   |                                 | G4-1                          |                                  |                               | 4                                | 1                             | 2                                | 0                            | 0                                | 1                            | 2                                |                              |                                  |                                  |                                    |                         |        |
| Bernie Williams, S (1.8)<br>OBP: 0.323, SLG: 0.310   | 1B<br>55<br>G6-3              |                                  |                               | P6                               | G1-3                         |                                 |                               |                                  | F7                            | 4                                | 1                             | 1                                | 1                            | 0                                | 0                            | 1                                |                              |                                  |                                  |                                    |                         |        |
| Gary Sheffield, R (1.9)<br>OBP: 0.389, SLG: 0.457  | 55<br>G6-3                    |                                  |                               | G5-3                             | G6-3                         |                                 |                               |                                  | G1-3                          | 4                                | 0                             | 1                                | 0                            | 0                                | 0                            | 1                                |                              |                                  |                                  |                                    |                         |        |
| 55 Hideki Matsui, L (1.7)<br>OBP: 0.330, SLG: 0.413  | G6-3                          |                                  |                               | G3                               |                              |                                 | G3-1                          |                                  | P4                            | 4                                | 0                             | 0                                | 0                            | 0                                | 0                            | 1                                |                              |                                  |                                  |                                    |                         |        |
| 13 Alex Rodriguez, R (1.5)<br>OBP: 0.349, SLG: 0.618   | K                             |                                  |                               | HR                               |                              |                                 | G6-3                          |                                  | 12<br>FC2-6<br>BB             | 3                                | 1                             | 1                                | 1                            | 1                                | 1                            | 0                                |                              |                                  |                                  |                                    |                         |        |
| 25 Jason Giambi, L (1.10)<br>OBP: 0.395, SLG: 0.373<br>12 Andy Phillips, R (6. PH)<br>OBP: 0.250, SLG: 0.625 | K                             |                                  |                               | K                                |                              |                                 |                               |                                  | FC2-6<br>1B                   | 2                                | 0                             | 0                                | 0                            | 0                                | 2                            | 0                                |                              |                                  |                                  |                                    |                         |        |
| Bubba Crosby, L (9. PR)<br>OBP: 0.231, SLG: 0.167  |                               |                                  |                               |                                  |                              |                                 | 2B                            |                                  | 1B                            | 0                                | 1                             | 0                                | 0                            | 0                                | 0                            | 0                                |                              |                                  |                                  |                                    |                         |        |
| Tino Martinez, L (1.3)<br>OBP: 0.342, SLG: 0.365   | 1B<br>WP                      |                                  |                               | G3                               |                              |                                 | F7                            |                                  | 1B<br>20<br>IBB               | 4                                | 0                             | 2                                | 0                            | 0                                | 0                            | 1                                |                              |                                  |                                  |                                    |                         |        |
| John Flaherty, R (1.2)<br>OBP: 0.214, SLG: 0.231<br>20 Jorge Posada, S (9. PH)<br>OBP: 0.330, SLG: 0.333     | F8                            |                                  |                               | G5-3                             |                              |                                 | P3                            |                                  | 1B<br>IBB                     | 3                                | 0                             | 0                                | 0                            | 0                                | 0                            | 1                                |                              |                                  |                                  |                                    |                         |        |
| Tony Womack, L (1.4)<br>OBP: 0.330, SLG: 0.329   |                               |                                  |                               |                                  | G3                           |                                 | F9                            |                                  | 1B                            | 4                                | 0                             | 2                                | 1                            | 0                                | 0                            | 0                                |                              |                                  |                                  |                                    |                         |        |
| <b>Inning Stats</b>  | R: 2<br>E: 0<br>K: 1<br>S: 13 | H: 3<br>LOB: 0<br>BB: 0<br>P: 21 | R: 0<br>E: 0<br>K: 2<br>S: 13 | H: 2<br>LOB: 2<br>BB: 0<br>P: 18 | R: 0<br>E: 0<br>K: 0<br>S: 4 | H: 0<br>LOB: 0<br>BB: 0<br>P: 6 | R: 1<br>E: 0<br>K: 1<br>S: 10 | H: 1<br>LOB: 0<br>BB: 0<br>P: 13 | R: 0<br>E: 0<br>K: 0<br>S: 12 | H: 1<br>LOB: 1<br>BB: 0<br>P: 19 | R: 0<br>E: 0<br>K: 0<br>S: 15 | H: 1<br>LOB: 1<br>BB: 0<br>P: 20 | R: 0<br>E: 0<br>K: 0<br>S: 7 | H: 0<br>LOB: 0<br>BB: 0<br>P: 10 | R: 0<br>E: 0<br>K: 0<br>S: 7 | H: 0<br>LOB: 0<br>BB: 0<br>P: 12 | R: 1<br>E: 0<br>K: 0<br>S: 5 | H: 2<br>LOB: 3<br>BB: 2<br>P: 18 | 1B: 8<br>2B: 1<br>3B: 0<br>HR: 1 | SF: 0<br>SAC: 0<br>DP: 1<br>HBP: 0 | WP: 1<br>PB: 0<br>CS: 0 | PA: 36 |
| <b>PITCHER</b>   | IP                            | WLS                              | BF                            | H                                | R                            | ER                              | SO                            | BB                               | IBB                           | HBP                              | BLK                           | WP                               | HR                           | S                                | P                            | ERA                              | WHIP                         |                                  |                                  |                                    |                         |        |
| Dave Bush, R (1.1)<br>ERA: 4.97  | 7.0                           |                                  | 28                            | 8                                | 3                            | 3                               | 4                             | 0                                | 0                             | 0                                | 0                             | 0                                | 0                            | 74                               | 107                          | 3.86                             | 1.143                        |                                  |                                  |                                    |                         |        |
| 54 Jason Frasor, R (8.1)<br>ERA: 4.32  | 1.0                           |                                  | 3                             | 0                                | 0                            | 0                               | 0                             | 0                                | 0                             | 0                                | 0                             | 0                                | 0                            | 7                                | 12                           | 0.00                             | 0.000                        |                                  |                                  |                                    |                         |        |
| Vinnie Chulk, R (9.1)<br>ERA: 3.75   | 0.1                           | L                                | 5                             | 2                                | 1                            | 1                               | 0                             | 1                                | 1                             | 0                                | 0                             | 0                                | 0                            | 5                                | 18                           | 27.00                            | 9.000                        |                                  |                                  |                                    |                         |        |

Toronto Blue Jays @ New York Yankees  
Yankee Stadium, Bronx, NY  
Sat Apr 30 2005, 1:05 PM EDT  
Att: 47,483 - Overcast - 54 F

AB 34  
R 4  
H 10  
RBI 3  
BB 2  
SO 4  
LOB 8





| Batter  | 1                            | 2                                | 3                            | 4                                | 5                             | 6                                | 7                             | 8                                | 9                             | AB                               | R                             | H                                | RBI                           | BB                               | SO                            | LOB                              | TOP                           |                                  |                                   |                                    |                         |        |
|---|------------------------------|----------------------------------|------------------------------|----------------------------------|-------------------------------|----------------------------------|-------------------------------|----------------------------------|-------------------------------|----------------------------------|-------------------------------|----------------------------------|-------------------------------|----------------------------------|-------------------------------|----------------------------------|-------------------------------|----------------------------------|-----------------------------------|------------------------------------|-------------------------|--------|
| Frank Catalanotto, L (1.7)<br>OBP: 0.350, SLG: 0.408<br>3 Reed Johnson, R (8. PR)<br>OBP: 0.404, SLG: 0.426 | F9                           |                                  | G4-3<br>HBP                  |                                  | 10 1B<br>47 CS<br>2B          | 1B<br>BB                         |                               | FC1-4<br>1B                      |                               | 3                                | 0                             | 2                                | 0                             | 1                                | 0                             | 0                                |                               |                                  |                                   |                                    |                         |        |
| Orlando Hudson, S (1.4)<br>OBP: 0.318, SLG: 0.367<br>Frank Menechino, R (4.4)<br>OBP: 0.333, SLG: 0.200     | G4-3                         |                                  | G4-3                         |                                  | G6-3                          |                                  |                               | FC1-4<br>10 1B                   |                               | 2                                | 0                             | 0                                | 1                             | 0                                | 0                             | 1                                |                               |                                  |                                   |                                    |                         |        |
| 10 Vernon Wells, R (1.8)<br>OBP: 0.255, SLG: 0.374  | L7                           |                                  | K                            |                                  | 47 CS<br>1B                   |                                  |                               | 47 G5-4-3<br>1B                  |                               | 3                                | 0                             | 1                                | 3                             | 0                                | 0                             | 2                                |                               |                                  |                                   |                                    |                         |        |
| 47 Corey Koskie, L (1.5)<br>OBP: 0.330, SLG: 0.438  |                              |                                  |                              |                                  | F8                            |                                  |                               | G5-4-3                           |                               | 5                                | 1                             | 2                                | 1                             | 0                                | 1                             | 4                                |                               |                                  |                                   |                                    |                         |        |
| Shea Hillenbrand, R (1.10)<br>OBP: 0.438, SLG: 0.552  | P5                           |                                  |                              |                                  | 9 F9<br>F8<br>1B              |                                  |                               |                                  |                               | 5                                | 2                             | 4                                | 0                             | 0                                | 0                             | 1                                |                               |                                  |                                   |                                    |                         |        |
| Eric Hinske, L (1.3)<br>OBP: 0.378, SLG: 0.494  |                              |                                  |                              |                                  | F8                            |                                  |                               | F8                               |                               | 4                                | 2                             | 2                                | 1                             | 0                                | 0                             | 2                                |                               |                                  |                                   |                                    |                         |        |
| 9 Gregg Zaun, S (1.2)<br>OBP: 0.391, SLG: 0.493   | G4-3                         |                                  |                              |                                  | F9                            |                                  |                               | SF8                              |                               | 3                                | 1                             | 0                                | 1                             | 1                                | 1                             | 4                                |                               |                                  |                                   |                                    |                         |        |
| 15 Alex Rios, R (1.9)<br>OBP: 0.347, SLG: 0.466   |                              |                                  |                              |                                  | 8 G3<br>G4-3<br>2B            |                                  |                               |                                  |                               | 4                                | 1                             | 2                                | 1                             | 0                                | 2                             | 2                                |                               |                                  |                                   |                                    |                         |        |
| 8 Russ Adams, L (1.6)<br>OBP: 0.292, SLG: 0.322   | G3                           |                                  |                              |                                  | 2B<br>G6-3<br>1B              |                                  |                               |                                  |                               | 4                                | 1                             | 1                                | 0                             | 0                                | 0                             | 4                                |                               |                                  |                                   |                                    |                         |        |
| <b>Inning Stats</b>   | R: 0<br>E: 0<br>K: 0<br>S: 8 | H: 0<br>LOB: 0<br>BB: 0<br>P: 17 | R: 0<br>E: 0<br>K: 0<br>S: 7 | H: 1<br>LOB: 1<br>BB: 0<br>P: 10 | R: 1<br>E: 0<br>K: 1<br>S: 14 | H: 1<br>LOB: 1<br>BB: 0<br>P: 21 | R: 1<br>E: 0<br>K: 1<br>S: 11 | H: 2<br>LOB: 1<br>BB: 0<br>P: 20 | R: 1<br>E: 0<br>K: 0<br>S: 10 | H: 3<br>LOB: 1<br>BB: 0<br>P: 13 | R: 3<br>E: 0<br>K: 0<br>S: 19 | H: 3<br>LOB: 2<br>BB: 2<br>P: 32 | R: 2<br>E: 0<br>K: 1<br>S: 17 | H: 3<br>LOB: 1<br>BB: 0<br>P: 26 | R: 0<br>E: 0<br>K: 2<br>S: 16 | H: 2<br>LOB: 2<br>BB: 0<br>P: 26 | R: 0<br>E: 0<br>K: 2<br>S: 11 | H: 1<br>LOB: 1<br>BB: 0<br>P: 16 | 1B: 11<br>2B: 4<br>3B: 0<br>HR: 1 | SF: 2<br>SAC: 0<br>DP: 2<br>HBP: 2 | WP: 0<br>PB: 1<br>CS: 3 | PA: 44 |
| <b>PITCHER</b>  | IP                           | WLS                              | BF                           | H                                | R                             | ER                               | SO                            | BB                               | IBB                           | HBP                              | BLK                           | WP                               | HR                            | S                                | P                             | ERA                              | WHIP                          |                                  |                                   |                                    |                         |        |
| Carl Pavano, R (1.1)<br>ERA: 4.24   | 5.0                          |                                  | 25                           | 9                                | 6                             | 6                                | 2                             | 1                                | 0                             | 2                                | 0                             | 0                                | 1                             | 53                               | 90                            | 10.80                            | 2.000                         |                                  |                                   |                                    |                         |        |
| Paul Quantrill, R (6.1)<br>ERA: 3.18  | 1.0                          | B                                | 5                            | 1                                | 0                             | 0                                | 0                             | 1                                | 0                             | 0                                | 0                             | 0                                | 0                             | 16                               | 23                            | 0.00                             | 2.000                         |                                  |                                   |                                    |                         |        |
| Mike Stanton, L (7.1)<br>ERA: 4.5   | 0.2                          | L                                | 4                            | 2                                | 2                             | 2                                | 1                             | 0                                | 0                             | 0                                | 0                             | 0                                | 0                             | 12                               | 20                            | 27.00                            | 3.000                         |                                  |                                   |                                    |                         |        |
| Steve Karsay, R (7.1)<br>ERA: 6.0   | 0.1                          |                                  | 2                            | 1                                | 0                             | 0                                | 0                             | 0                                | 0                             | 0                                | 0                             | 0                                | 0                             | 5                                | 6                             | 0.00                             | 3.000                         |                                  |                                   |                                    |                         |        |
| Tom Gordon, R (8.1)<br>ERA: 4.78  | 0.1                          |                                  | 3                            | 2                                | 0                             | 0                                | 0                             | 0                                | 0                             | 0                                | 0                             | 0                                | 0                             | 10                               | 17                            | 0.00                             | 6.000                         |                                  |                                   |                                    |                         |        |
| <b>PITCHER</b>  | IP                           | WLS                              | BF                           | H                                | R                             | ER                               | SO                            | BB                               | IBB                           | HBP                              | BLK                           | WP                               | HR                            | S                                | P                             | ERA                              | WHIP                          |                                  |                                   |                                    |                         |        |
| Buddy Groom, L (8.1)<br>ERA:  | 1.2                          |                                  | 5                            | 1                                | 0                             | 0                                | 2                             | 0                                | 0                             | 0                                | 0                             | 0                                | 0                             | 17                               | 25                            | 0.00                             | 0.600                         |                                  |                                   |                                    |                         |        |

Toronto Blue Jays @ New York Yankees  
Yankee Stadium, Bronx, NY  
Sun May 01 2005, 1:05 PM EDT  
Att: 54,224 - Cloudy - 56 F

|     |    |
|-----|----|
| AB  | 38 |
| R   | 8  |
| H   | 16 |
| RBI | 8  |
| BB  | 2  |
| SO  | 5  |
| LOB | 23 |



| Batter   | 1                            | 2                                | 3                            | 4                                | 5                            | 6                                | 7                             | 8                                | 9                             | AB                               | R                            | H                               | RBI                           | BB                               | SO                           | LOB                              | BOTTOM                       |                                  |                                  |                                    |                         |        |
|--|------------------------------|----------------------------------|------------------------------|----------------------------------|------------------------------|----------------------------------|-------------------------------|----------------------------------|-------------------------------|----------------------------------|------------------------------|---------------------------------|-------------------------------|----------------------------------|------------------------------|----------------------------------|------------------------------|----------------------------------|----------------------------------|------------------------------------|-------------------------|--------|
| 2 Derek Jeter, R (1.6)<br>OBP: 0.462, SLG: 0.457     | G6-3                         |                                  | F8                           |                                  | 1B<br>2B<br>1B               |                                  |                               |                                  | G6-3                          | 4                                | 1                            | 1                               | 0                             | 1                                | 0                            | 1                                |                              |                                  |                                  |                                    |                         |        |
| Bernie Williams, S (1.8)<br>OBP: 0.317, SLG: 0.303   | P5                           |                                  | K                            |                                  | 2B<br>20 SF9<br>1B           |                                  |                               |                                  | F7                            | 5                                | 1                            | 1                               | 0                             | 0                                | 2                            | 2                                |                              |                                  |                                  |                                    |                         |        |
| Gary Sheffield, R (1.9)<br>OBP: 0.393, SLG: 0.500    | K                            |                                  |                              |                                  | HR<br>55 2B<br>2B            |                                  |                               |                                  |                               | 4                                | 2                            | 2                               | 3                             | 0                                | 1                            | 1                                |                              |                                  |                                  |                                    |                         |        |
| 13 Alex Rodriguez, R (1.5)<br>OBP: 0.372, SLG: 0.631 |                              |                                  |                              |                                  | 20 F7<br>55 SF7<br>2B        |                                  |                               |                                  |                               | 1                                | 1                            | 1                               | 0                             | 3                                | 0                            | 0                                |                              |                                  |                                  |                                    |                         |        |
| 20 Jorge Posada, S (1.2)<br>OBP: 0.315, SLG: 0.321   | F7                           |                                  |                              |                                  | G5-4-3<br>SF9                |                                  |                               |                                  | G1-3                          | 3                                | 0                            | 0                               | 1                             | 0                                | 0                            | 4                                |                              |                                  |                                  |                                    |                         |        |
| 55 Hideki Matsui, L (1.7)<br>OBP: 0.327, SLG: 0.421  | SF7                          |                                  |                              |                                  | G5-3<br>2B                   |                                  |                               |                                  |                               | 3                                | 0                            | 1                               | 2                             | 0                                | 0                            | 1                                |                              |                                  |                                  |                                    |                         |        |
| 12 Andy Phillips, R (1.10)<br>OBP: 0.200, SLG: 0.500 | F7                           |                                  |                              |                                  | K                            |                                  |                               |                                  | F9                            | 4                                | 0                            | 0                               | 0                             | 0                                | 1                            | 1                                |                              |                                  |                                  |                                    |                         |        |
| Tino Martinez, L (1.3)<br>OBP: 0.338, SLG: 0.358     |                              |                                  |                              |                                  | 2 F8<br>SH5-3<br>1B          |                                  |                               |                                  | G4-3                          | 4                                | 0                            | 1                               | 0                             | 0                                | 2                            | 0                                |                              |                                  |                                  |                                    |                         |        |
| Tony Womack, L (1.4)<br>OBP: 0.330, SLG: 0.329       |                              |                                  |                              |                                  | SH5-3<br>1B<br>2B<br>1B      |                                  |                               |                                  | G4-3                          | 3                                | 1                            | 1                               | 0                             | 0                                | 0                            | 0                                |                              |                                  |                                  |                                    |                         |        |
| <b>Inning Stats</b>                                  | R: 0<br>E: 0<br>K: 1<br>S: 8 | H: 0<br>LOB: 0<br>BB: 0<br>P: 10 | R: 1<br>E: 0<br>K: 0<br>S: 6 | H: 1<br>LOB: 0<br>BB: 0<br>P: 10 | R: 0<br>E: 0<br>K: 1<br>S: 7 | H: 1<br>LOB: 1<br>BB: 0<br>P: 12 | R: 1<br>E: 0<br>K: 1<br>S: 16 | H: 1<br>LOB: 1<br>BB: 1<br>P: 28 | R: 4<br>E: 0<br>K: 1<br>S: 15 | H: 5<br>LOB: 2<br>BB: 1<br>P: 24 | R: 0<br>E: 0<br>K: 0<br>S: 5 | H: 0<br>LOB: 0<br>BB: 0<br>P: 9 | R: 0<br>E: 0<br>K: 1<br>S: 12 | H: 0<br>LOB: 2<br>BB: 2<br>P: 24 | R: 0<br>E: 0<br>K: 1<br>S: 8 | H: 0<br>LOB: 0<br>BB: 0<br>P: 12 | R: 0<br>E: 0<br>K: 0<br>S: 8 | H: 0<br>LOB: 0<br>BB: 0<br>P: 12 | 1B: 4<br>2B: 3<br>3B: 0<br>HR: 1 | SF: 2<br>SAC: 1<br>DP: 0<br>HBP: 0 | WP: 0<br>PB: 0<br>CS: 0 | PA: 38 |
| <b>PITCHER</b>                                       | IP                           | WLS                              | BF                           | H                                | R                            | ER                               | SO                            | BB                               | IBB                           | HBP                              | BLK                          | WP                              | HR                            | S                                | P                            | ERA                              | WHIP                         |                                  |                                  |                                    |                         |        |
| Ted Lilly, L (1.1)<br>ERA: 7.77                      | 5.0                          |                                  | 24                           | 8                                | 6                            | 6                                | 4                             | 1                                | 1                             | 0                                | 0                            | 0                               | 0                             | 16                               | 31                           | 0.00                             | 1.200                        |                                  |                                  |                                    |                         |        |
| Pete Walker, R (6.1)<br>ERA: 0.84                    | 1.2                          | W                                | 7                            | 0                                | 0                            | 0                                | 1                             | 2                                | 0                             | 0                                | 0                            | 0                               | 0                             | 9                                | 14                           | 0.00                             | 0.000                        |                                  |                                  |                                    |                         |        |
| Scott Schoeneweis, L (7.1)<br>ERA: 0.48              | 1.1                          | H                                | 4                            | 0                                | 0                            | 0                                | 1                             | 0                                | 0                             | 0                                | 0                            | 0                               | 0                             | 8                                | 12                           | 0.00                             | 0.000                        |                                  |                                  |                                    |                         |        |
| Miguel Batista, R (8.1)<br>ERA: 2.45                 | 1.0                          | S                                | 3                            | 0                                | 0                            | 0                                | 0                             | 0                                | 0                             | 0                                | 0                            | 0                               | 0                             | 8                                | 12                           | 0.00                             | 0.000                        |                                  |                                  |                                    |                         |        |
| <b>PITCHER</b>                                       | IP                           | WLS                              | BF                           | H                                | R                            | ER                               | SO                            | BB                               | IBB                           | HBP                              | BLK                          | WP                              | HR                            | S                                | P                            | ERA                              | WHIP                         |                                  |                                  |                                    |                         |        |

Toronto Blue Jays @ New York Yankees  
Yankee Stadium, Bronx, NY  
Sun May 01 2005, 1:05 PM EDT  
Att: 54,224 - Cloudy - 56 F

|     |    |
|-----|----|
| AB  | 31 |
| R   | 6  |
| H   | 8  |
| RBI | 6  |
| BB  | 4  |
| SO  | 6  |
| LOB | 10 |





| Batter  | 1                             | 2                                | 3                             | 4                                | 5                            | 6                                | 7                            | 8                                | 9                            | 10                               | 11                           | 12                               | AB                           | R                               | H                             | RBI                              | BB                            | SO                               | LOB                           | TOP                              |                                   |                                    |                                  |        |  |  |  |
|---|-------------------------------|----------------------------------|-------------------------------|----------------------------------|------------------------------|----------------------------------|------------------------------|----------------------------------|------------------------------|----------------------------------|------------------------------|----------------------------------|------------------------------|---------------------------------|-------------------------------|----------------------------------|-------------------------------|----------------------------------|-------------------------------|----------------------------------|-----------------------------------|------------------------------------|----------------------------------|--------|--|--|--|
| <b>3 Reed Johnson, R</b><br>OBP: 0.406, SLG: 0.444<br>(1.9)<br>(8.7)  | 2-2<br>1B<br>47<br>1B         | 0-0<br>2B                        |                               | K                                |                              | FC5-4<br>1-2                     |                              |                                  | G5-3<br>3-1                  |                                  | G4-3<br>1-1<br>SAFE          | 3-2<br>1B<br>15<br>1B            | 7                            | 1                               | 3                             | 2                                | 0                             | 1                                | 2                             |                                  |                                   |                                    |                                  |        |  |  |  |
| <b>Frank Catalanotto, L</b><br>OBP: 0.357, SLG: 0.427<br><b>15 Alex Rice, R</b><br>OBP: 0.347, SLG: 0.462<br>(1.7)<br>(8.9) | 1-2<br>HBP<br>9<br>1B         | 1-2<br>P6                        |                               | G3                               |                              |                                  |                              |                                  | G4-3<br>0-1                  |                                  | K                            | 0-0<br>1B                        | 4                            | 1                               | 2                             | 0                                | 0                             | 0                                | 1                             |                                  |                                   |                                    |                                  |        |  |  |  |
| <b>10 Vernon Wells, R</b><br>OBP: 0.259, SLG: 0.371<br>(1.8)  | 1-3<br>1B                     | 2-2<br>G6-3                      |                               |                                  |                              | FC5-4<br>1B                      |                              |                                  | F9<br>0-0                    |                                  |                              | 0-1<br>1B                        | 6                            | 0                               | 2                             | 0                                | 0                             | 1                                | 4                             |                                  |                                   |                                    |                                  |        |  |  |  |
| <b>47 Corey Koskie, L</b><br>OBP: 0.339, SLG: 0.451<br>(1.5)  | 0-0<br>HBP<br>9<br>1B         |                                  |                               | G3                               |                              | F8                               |                              |                                  | K                            |                                  |                              | 2-1<br>1B<br>9<br>1B             | 6                            | 1                               | 3                             | 1                                | 0                             | 1                                | 2                             |                                  |                                   |                                    |                                  |        |  |  |  |
| <b>Shea Hillenbrand, R</b><br>OBP: 0.441, SLG: 0.537<br>(1.10)  | 1-0<br>HBP<br>9<br>1B         |                                  |                               | BB                               |                              | FC5-4                            |                              |                                  |                              |                                  |                              | 0-0<br>1B<br>9<br>1B             | 3                            | 1                               | 0                             | 0                                | 2                             | 0                                | 4                             |                                  |                                   |                                    |                                  |        |  |  |  |
| <b>Eric Hinske, L</b><br>OBP: 0.365, SLG: 0.467<br>(1.3)  | 0-0<br>P2                     |                                  |                               | E9                               |                              | G6-3                             |                              |                                  | K                            |                                  |                              | 4-0<br>1B<br>9<br>1B             | 5                            | 0                               | 0                             | 0                                | 1                             | 2                                | 8                             |                                  |                                   |                                    |                                  |        |  |  |  |
| <b>9 Gregg Zaun, S</b><br>OBP: 0.388, SLG: 0.474<br>(1.2)   | 2-1<br>E3                     |                                  |                               | IBB                              |                              | F9                               |                              |                                  | G5-3<br>0-1                  |                                  |                              | 2-0<br>1B<br>3<br>1B             | 5                            | 1                               | 1                             | 2                                | 1                             | 0                                | 3                             |                                  |                                   |                                    |                                  |        |  |  |  |
| <b>Frank Menechino, R</b><br>OBP: 0.306, SLG: 0.167<br>(1.4)  | 3-3<br>1B                     |                                  |                               | L3                               |                              | L9                               |                              |                                  | G6-3                         |                                  |                              | 4-2<br>1B<br>3<br>1B             | 5                            | 1                               | 0                             | 0                                | 1                             | 1                                | 6                             |                                  |                                   |                                    |                                  |        |  |  |  |
| <b>8 Russ Adams, L</b><br>OBP: 0.300, SLG: 0.328<br><b>John McDonald, R</b><br>OBP: 0.345, SLG: 0.370<br>(1.6)<br>(12.6)    |                               | 0-1<br>G6-3                      |                               | F9                               |                              | F9                               |                              |                                  | G3-1                         |                                  |                              | 1-2<br>1B<br>3<br>1B             | 5                            | 0                               | 2                             | 0                                | 0                             | 0                                | 0                             |                                  |                                   |                                    |                                  |        |  |  |  |
| <b>Inning Stats</b>   | R: 2<br>E: 1<br>K: 2<br>S: 18 | H: 3<br>LOB: 3<br>BB: 0<br>P: 28 | R: 0<br>E: 0<br>K: 0<br>S: 10 | H: 1<br>LOB: 1<br>BB: 0<br>P: 13 | R: 0<br>E: 1<br>K: 0<br>S: 7 | H: 0<br>LOB: 2<br>BB: 2<br>P: 17 | R: 0<br>E: 0<br>K: 1<br>S: 7 | H: 0<br>LOB: 0<br>BB: 0<br>P: 11 | R: 0<br>E: 0<br>K: 0<br>S: 9 | H: 1<br>LOB: 1<br>BB: 0<br>P: 14 | R: 0<br>E: 0<br>K: 2<br>S: 9 | H: 0<br>LOB: 0<br>BB: 0<br>P: 15 | R: 0<br>E: 0<br>K: 0<br>S: 5 | H: 0<br>LOB: 0<br>BB: 0<br>P: 9 | R: 0<br>E: 0<br>K: 1<br>S: 10 | H: 1<br>LOB: 1<br>BB: 0<br>P: 15 | R: 0<br>E: 0<br>K: 1<br>S: 11 | H: 0<br>LOB: 1<br>BB: 0<br>P: 18 | R: 4<br>E: 0<br>K: 0<br>S: 14 | H: 5<br>LOB: 2<br>BB: 2<br>P: 30 | 1B: 11<br>2B: 4<br>3B: 0<br>HR: 0 | SF: 0<br>SAC: 0<br>DP: 1<br>HBP: 1 | WP: 0<br>PB: 0<br>SB: 0<br>CS: 0 | PA: 56 |  |  |  |
| <b>PITCHER</b>  | IP                            | WLS                              | BF                            | H                                | R                            | ER                               | SO                           | BB                               | IBB                          | HBP                              | BLK                          | WP                               | HR                           | S                               | P                             | ERA                              | WHIP                          |                                  |                               |                                  |                                   |                                    |                                  |        |  |  |  |
| <b>Rodrigo Lopez, R</b><br>ERA: 3.55<br>(1.1)   | 6.1                           |                                  | 30                            | 7                                | 2                            | 1                                | 3                            |                                  |                              |                                  |                              |                                  |                              | 6                               | 12                            | 0.00                             | 0.000                         |                                  |                               |                                  |                                   |                                    |                                  |        |  |  |  |
| <b>Steve Kline, L</b><br>ERA: 6.75<br>(7.1)   | 0.2                           |                                  | 3                             | 0                                | 0                            | 0                                | 2                            | 0                                | 1                            | 0                                | 0                            | 0                                | 0                            | 6                               | 12                            | 0.00                             | 0.000                         |                                  |                               |                                  |                                   |                                    |                                  |        |  |  |  |
| <b>Jorge Julio, R</b><br>ERA: 0.51<br>(8.1)   | 2.0                           |                                  | 6                             | 0                                | 0                            | 0                                | 0                            | 0                                | 0                            | 0                                | 0                            | 0                                | 0                            | 10                              | 16                            | 0.00                             | 0.000                         |                                  |                               |                                  |                                   |                                    |                                  |        |  |  |  |
| <b>B.J. Ryan, L</b><br>ERA: 2.63<br>(10.1)  | 1.0                           |                                  | 4                             | 1                                | 0                            | 0                                | 1                            | 0                                | 0                            | 0                                | 0                            | 0                                | 0                            | 10                              | 15                            | 0.00                             | 1.000                         |                                  |                               |                                  |                                   |                                    |                                  |        |  |  |  |
| <b>Steve Reed, R</b><br>ERA: 6.58<br>(11.1)   | 1.0                           |                                  | 4                             | 1                                | 0                            | 0                                | 1                            | 0                                | 0                            | 0                                | 0                            | 0                                | 0                            | 11                              | 18                            | 0.00                             | 1.000                         |                                  |                               |                                  |                                   |                                    |                                  |        |  |  |  |
| <b>PITCHER</b>  | IP                            | WLS                              | BF                            | H                                | R                            | ER                               | SO                           | BB                               | IBB                          | HBP                              | BLK                          | WP                               | HR                           | S                               | P                             | ERA                              | WHIP                          |                                  |                               |                                  |                                   |                                    |                                  |        |  |  |  |
| <b>Todd Williams, R</b><br>ERA: 3.65<br>(12.1)  | 0.1                           |                                  | 6                             | 3                                | 2                            | 0                                | 0                            | 0                                | 0                            | 0                                | 0                            | 0                                | 0                            | 6                               | 10                            | 0.00                             | 3.000                         |                                  |                               |                                  |                                   |                                    |                                  |        |  |  |  |
| <b>John Parrish, L</b><br>ERA: 1.23<br>(12.1)   | 0.2                           |                                  | 3                             | 2                                | 0                            | 0                                | 0                            | 0                                | 0                            | 0                                | 0                            | 0                                | 0                            | 6                               | 10                            | 0.00                             | 3.000                         |                                  |                               |                                  |                                   |                                    |                                  |        |  |  |  |

Toronto Blue Jays @ Baltimore Orioles  
 Oriole Park at Camden Yards, Baltimore, MD  
 Mon May 02 2005, 7:05 PM EDT  
 Alt: 15.641 - Cloudy - 58 F

AB 50  
 R 6  
 H 14  
 RBI 5  
 BB 5  
 SO 7  
 LOB 34




| Batter  | 1                            | 2                                | 3                            | 4                                | 5                            | 6                                | 7                             | 8                                | 9                            | 10                              | 11                            | 12                               | AB                           | R                                | H                             | RBI                              | BB                            | SO                               | LOB                           | BOTTOM                           |                                  |                                    |                                  |        |  |  |  |
|---|------------------------------|----------------------------------|------------------------------|----------------------------------|------------------------------|----------------------------------|-------------------------------|----------------------------------|------------------------------|---------------------------------|-------------------------------|----------------------------------|------------------------------|----------------------------------|-------------------------------|----------------------------------|-------------------------------|----------------------------------|-------------------------------|----------------------------------|----------------------------------|------------------------------------|----------------------------------|--------|--|--|--|
| <b>1 Brian Roberts, S</b><br>OBP: 0.450, SLG: 0.686<br>(1.4)  | 2-2<br>G4-3                  |                                  | 2-1<br>G6-3                  |                                  | 0-0<br>1B                    |                                  | 0-0<br>F8                     |                                  |                              |                                 |                               | 1-3<br>1B                        | 6                            | 0                                | 1                             | 0                                | 0                             | 2                                | 1                             |                                  |                                  |                                    |                                  |        |  |  |  |
| <b>Luis Matos, R</b><br>OBP: 0.382, SLG: 0.408<br>(1.8)   | 0-1<br>2B                    |                                  | 1-2<br>F7                    |                                  | 0-1<br>P4                    |                                  | 0-0<br>G2                     |                                  |                              |                                 |                               | 2-3<br>1B                        | 6                            | 0                                | 1                             | 0                                | 0                             | 1                                | 2                             |                                  |                                  |                                    |                                  |        |  |  |  |
| <b>6 Melvin Mora, R</b><br>OBP: 0.365, SLG: 0.548<br>(1.5)  | 1-1<br>P4                    |                                  |                              | F9                               |                              | 0-1<br>P3                        |                               | 4-1<br>BB<br>BB                  |                              |                                 |                               | 3-2<br>1B                        | 5                            | 0                                | 0                             | 0                                | 1                             | 0                                | 1                             |                                  |                                  |                                    |                                  |        |  |  |  |
| <b>10 Miguel Tejada, R</b><br>OBP: 0.388, SLG: 0.702<br>(1.6)   | 0-0<br>P6                    |                                  |                              | F9                               |                              | 1-0<br>F7                        |                               | 0-2<br>L9                        |                              |                                 |                               | 1-1<br>P3                        | 5                            | 0                                | 0                             | 0                                | 0                             | 0                                | 2                             |                                  |                                  |                                    |                                  |        |  |  |  |
| <b>Sammy Sosa, R</b><br>OBP: 0.327, SLG: 0.461<br><b>David Newhan, L</b><br>OBP: 0.263, SLG: 0.276<br>(1.9)<br>(11.9)<br>(12.9) |                              | 0-0<br>L6                        |                              | BB                               |                              | 3-2<br>2B                        |                               | 4-0<br>G6-4-3<br>BB              |                              |                                 |                               | 4-2<br>BB                        | 2                            | 1                                | 1                             | 0                                | 3                             | 0                                | 0                             |                                  |                                  |                                    |                                  |        |  |  |  |
| <b>Javy Lopez, R</b><br>OBP: 0.367, SLG: 0.545<br>(1.2)   | 0-3<br>1B                    |                                  | 4-2<br>BB                    |                                  | 1-0<br>BB                    |                                  | 0-0<br>G6-4-3<br>BB           |                                  |                              |                                 |                               | 2-3<br>1B                        | 4                            | 1                                | 1                             | 1                                | 1                             | 2                                | 3                             |                                  |                                  |                                    |                                  |        |  |  |  |
| <b>31 Jay Gibbons, L</b><br>OBP: 0.305, SLG: 0.493<br><b>Rafael Palmeiro, L</b><br>OBP: 0.289, SLG: 0.305<br>(1.3)<br>(8.3)     |                              | 2-2<br>G4-3                      |                              | BB                               |                              | 1-2<br>BB                        |                               |                                  |                              |                                 |                               | 0-0<br>1B                        | 3                            | 0                                | 1                             | 1                                | 0                             | 0                                | 2                             |                                  |                                  |                                    |                                  |        |  |  |  |
| <b>Chris Gomez, R</b><br>OBP: 0.611, SLG: 0.500<br>(1.10)   |                              |                                  | 1-0<br>1B                    |                                  | 4-0<br>BB                    |                                  | 2-0<br>G1-3                   |                                  |                              |                                 |                               | 2-1<br>1B                        | 3                            | 0                                | 1                             | 0                                | 2                             | 0                                | 1                             |                                  |                                  |                                    |                                  |        |  |  |  |
| <b>Larry Bigbie, L</b><br>OBP: 0.294, SLG: 0.354<br>(1.7)   |                              |                                  | 1-0<br>G6-3<br>2B            |                                  | 0-1<br>G5-4-3<br>BB          |                                  | 2-3<br>1B                     |                                  |                              |                                 |                               | 3-2<br>1B                        | 5                            | 0                                | 1                             | 0                                | 0                             | 2                                | 4                             |                                  |                                  |                                    |                                  |        |  |  |  |
| <b>Inning Stats</b>   | R: 0<br>E: 0<br>K: 0<br>S: 8 | H: 1<br>LOB: 1<br>BB: 0<br>P: 11 | R: 0<br>E: 0<br>K: 1<br>S: 8 | H: 0<br>LOB: 0<br>BB: 0<br>P: 10 | R: 0<br>E: 0<br>K: 0<br>S: 7 | H: 2<br>LOB: 1<br>BB: 0<br>P: 12 | R: 0<br>E: 0<br>K: 0<br>S: 15 | H: 0<br>LOB: 2<br>BB: 2<br>P: 27 | R: 0<br>E: 0<br>K: 0<br>S: 9 | H: 1<br>LOB: 1<br>BB: 1<br>P: 9 | R: 2<br>E: 0<br>K: 0<br>S: 11 | H: 3<br>LOB: 1<br>BB: 0<br>P: 19 | R: 0<br>E: 0<br>K: 1<br>S: 5 | H: 0<br>LOB: 0<br>BB: 0<br>P: 13 | R: 0<br>E: 0<br>K: 2<br>S: 12 | H: 0<br>LOB: 0<br>BB: 0<br>P: 18 | R: 0<br>E: 1<br>K: 2<br>S: 14 | H: 0<br>LOB: 3<br>BB: 2<br>P: 28 | R: 0<br>E: 0<br>K: 1<br>S: 10 | H: 0<br>LOB: 0<br>BB: 0<br>P: 12 | 1B: 3<br>2B: 4<br>3B: 0<br>HR: 0 | SF: 0<br>SAC: 0<br>DP: 2<br>HBP: 0 | WP: 0<br>PB: 0<br>SB: 0<br>CS: 0 | PA: 48 |  |  |  |
| <b>PITCHER</b>  | IP                           | WLS                              | BF                           | H                                | R                            | ER                               | SO                            | BB                               | IBB                          | HBP                             | BLK                           | WP                               | HR                           | S                                | P                             | ERA                              | WHIP                          |                                  |                               |                                  |                                  |                                    |                                  |        |  |  |  |
| <b>39 Gustavo Chacin, L</b><br>ERA: 4.48<br>(8.1)   | 3.2                          |                                  | 32                           | 7                                | 2                            | 2                                | 2                             | 5                                | 0                            | 0                               | 0                             | 0                                | 0                            | 63                               | 107                           | 2.46                             | 1.636                         |                                  |                               |                                  |                                  |                                    |                                  |        |  |  |  |
| <b>54 Jason Frasor, R</b><br>ERA: 3.27<br>(11.1)  | 2.2                          |                                  | 7                            | 0                                | 0                            | 0                                | 2                             | 0                                | 0                            | 0                               | 0                             | 0                                | 0                            | 20                               | 32                            | 0.00                             | 0.000                         |                                  |                               |                                  |                                  |                                    |                                  |        |  |  |  |
| <b>Vinnie Chulk, R</b><br>ERA: 3.55<br>(11.1)   | 0.2                          |                                  | 3                            | 0                                | 0                            | 0                                | 1                             | 1                                | 0                            | 0                               | 0                             | 0                                | 0                            | 8                                | 15                            | 0.00                             | 1.500                         |                                  |                               |                                  |                                  |                                    |                                  |        |  |  |  |
| <b>Scott Schoeneweis, L</b><br>ERA: 4.23<br>(12.1)  | 0.1                          |                                  | 3                            | 0                                | 0                            | 0                                | 1                             | 0                                | 1                            | 0                               | 0                             | 0                                | 0                            | 6                                | 13                            | 0.00                             | 0.000                         |                                  |                               |                                  |                                  |                                    |                                  |        |  |  |  |
| <b>Miguel Batista, R</b><br>ERA: 2.25<br>(12.1)   | 1.0                          |                                  | 3                            | 0                                | 0                            | 0                                | 1                             | 0                                | 0                            | 0                               | 0                             | 0                                | 0                            | 10                               | 12                            | 0.00                             | 0.000                         |                                  |                               |                                  |                                  |                                    |                                  |        |  |  |  |


Toronto Blue Jays @ Baltimore Orioles  
 Oriole Park at Camden Yards, Baltimore, MD  
 Mon May 02 2005, 7:05 PM EDT  
 Alt: 15.641 - Cloudy - 58 F

AB 41  
 R 2  
 H 7  
 RBI 2  
 BB 7  
 SO 7  
 LOB 17





| Batter  | 1                                     | 2                                | 3                                    | 4                                | 5                                    | 6                               | 7                                    | 8                                | 9                                    | AB                               | R                                    | H                               | RBI                                   | BB                               | SO                                    | LOB                              | TOP   |                                    |                                  |        |  |  |  |  |  |  |  |
|---|---------------------------------------|----------------------------------|--------------------------------------|----------------------------------|--------------------------------------|---------------------------------|--------------------------------------|----------------------------------|--------------------------------------|----------------------------------|--------------------------------------|---------------------------------|---------------------------------------|----------------------------------|---------------------------------------|----------------------------------|---|------------------------------------|----------------------------------|--------|--|--|--|--|--|--|--|
| 3 Reed Johnson, R<br>OBP: 0.412, SLG: 0.439   | 4-2<br>BB                             |                                  | 1-0<br>SAFE<br>G5-4-3                |                                  |                                      | 0-2<br>CS<br>1B                 |                                      | 1-1<br>G6-4-3                    |                                      | 3                                | 0                                    | 1                               | 0                                     | 1                                | 0                                     | 3                                | <p>Toronto Blue Jays @ Baltimore Orioles<br/>Oriole Park at Camden Yards, Baltimore, MD</p> <p>Tue May 03 2005, 7:05 PM EDT<br/>Att: 17,934 - Cloudy - 64 F</p> <p>livebaseballscorecards.com</p> <p>AB 28<br/>R 1<br/>H 5<br/>RBI 1<br/>BB 5<br/>SO 9<br/>LOB 15</p>  |                                    |                                  |        |  |  |  |  |  |  |  |
| Orlando Hudson, S<br>OBP: 0.324, SLG: 0.373   | 2-3<br>K                              |                                  |                                      | 0-1<br>CS<br>10<br>1B            |                                      | 2-2<br>SAFE<br>F7               |                                      |                                  | 2-1<br>WP<br>1B                      | 4                                | 0                                    | 2                               | 0                                     | 0                                | 1                                     | 2                                |   |                                    |                                  |        |  |  |  |  |  |  |  |
| 10 Vernon Wells, R<br>OBP: 0.250, SLG: 0.358  | 0-3<br>K                              |                                  |                                      | 3-3<br>1-2<br>K                  |                                      |                                 | 0-0<br>G6-3                          |                                  | 1-1<br>F8                            | 4                                | 0                                    | 0                               | 0                                     | 0                                | 2                                     | 3                                |   |                                    |                                  |        |  |  |  |  |  |  |  |
| 47 Corey Koskie, L<br>OBP: 0.336, SLG: 0.438  | 3-3<br>SAFE<br>K                      |                                  |                                      | 4-0<br>BB                        |                                      |                                 | 1-1<br>G4-3                          |                                  | 3-1<br>F7                            | 3                                | 0                                    | 0                               | 0                                     | 1                                | 1                                     | 2                                |   |                                    |                                  |        |  |  |  |  |  |  |  |
| Shea Hillenbrand, R<br>OBP: 0.434, SLG: 0.523 |                                       | 1-1<br>F8                        |                                      | 1-1<br>P4                        |                                      |                                 | 2-3<br>K2-3                          |                                  | 4-0<br>1-2<br>IBB                    | 3                                | 0                                    | 0                               | 0                                     | 1                                | 1                                     | 1                                |   |                                    |                                  |        |  |  |  |  |  |  |  |
| Eric Hinske, L<br>OBP: 0.361, SLG: 0.453      | 2-3<br>K                              |                                  |                                      |                                  | 1-3<br>K                             |                                 |                                      | 4-2<br>15<br>FC6-4<br>8<br>BB    | 2-3<br>K                             | 3                                | 1                                    | 0                               | 0                                     | 1                                | 3                                     | 2                                |   |                                    |                                  |        |  |  |  |  |  |  |  |
| 9 Gregg Zaun, S<br>OBP: 0.386, SLG: 0.463     | 1-2<br>G3                             |                                  |                                      |                                  | 3-3<br>K                             |                                 |                                      | 1-1<br>15<br>FC6-4<br>8<br>BB    |                                      | 2                                | 0                                    | 0                               | 0                                     | 1                                | 1                                     | 0                                |   |                                    |                                  |        |  |  |  |  |  |  |  |
| 15 Alex Rios, R<br>OBP: 0.337, SLG: 0.447     |                                       |                                  | 1-2<br>G6-3                          |                                  | 0-2<br>G5-3                          |                                 |                                      | 1-1<br>FC6-4<br>8<br>BB          |                                      | 3                                | 0                                    | 0                               | 0                                     | 0                                | 0                                     | 2                                |   |                                    |                                  |        |  |  |  |  |  |  |  |
| 8 Russ Adams, L<br>OBP: 0.315, SLG: 0.343     | 1-0<br>3<br>G5-4-3<br>1B              |                                  |                                      |                                  |                                      | 0-1<br>G6-3                     |                                      | 2-2<br>1-2<br>3-H<br>1B          |                                      | 3                                | 0                                    | 2                               | 1                                     | 0                                | 0                                     | 0                                |   |                                    |                                  |        |  |  |  |  |  |  |  |
| <b>Inning Stats</b>                           | R: 0<br>H: 0<br>E: 0<br>K: 3<br>S: 15 | H: 0<br>LOB: 1<br>BB: 1<br>P: 24 | R: 0<br>H: 0<br>E: 0<br>K: 1<br>S: 9 | H: 0<br>LOB: 0<br>BB: 0<br>P: 13 | R: 0<br>H: 1<br>E: 0<br>K: 0<br>S: 5 | H: 0<br>LOB: 0<br>BB: 0<br>P: 8 | R: 0<br>H: 1<br>E: 0<br>K: 1<br>S: 7 | H: 1<br>LOB: 1<br>BB: 1<br>P: 15 | R: 0<br>H: 0<br>E: 0<br>K: 2<br>S: 9 | H: 0<br>LOB: 0<br>BB: 0<br>P: 13 | R: 0<br>H: 0<br>E: 0<br>K: 1<br>S: 6 | H: 0<br>LOB: 0<br>BB: 0<br>P: 9 | R: 0<br>H: 1<br>E: 0<br>K: 0<br>S: 13 | H: 1<br>LOB: 1<br>BB: 2<br>P: 24 | R: 0<br>H: 1<br>E: 0<br>K: 1<br>S: 10 | H: 1<br>LOB: 2<br>BB: 1<br>P: 22 | 1B: 5<br>2B: 1<br>3B: 0<br>HR: 0  | SF: 0<br>SAC: 0<br>DP: 3<br>HBP: 0 | WP: 1<br>PB: 0<br>SB: 0<br>CS: 2 | PA: 33 |  |  |  |  |  |  |  |
| <b>PITCHER</b>                                | IP                                    | WLS                              | BF                                   | H                                | R                                    | ER                              | SO                                   | BB                               | IBB                                  | HBP                              | BLK                                  | WP                              | HR                                    | S                                | P                                     | ERA                              | WHIP  |                                    |                                  |        |  |  |  |  |  |  |  |
| 40 Daniel Cabrera, R<br>ERA: 5.79             | 8.0                                   | L                                | 28                                   | 4                                | 1                                    | 1                               | 8                                    | 4                                | 0                                    | 0                                | 0                                    | 0                               | 0                                     | 75                               | 119                                   | 1.12                             | 1.000   |                                    |                                  |        |  |  |  |  |  |  |  |
| Jorge Julio, R<br>ERA: 0.59                   | 0.2                                   |                                  | 4                                    | 1                                | 0                                    | 0                               | 0                                    | 0                                | 1                                    | 0                                | 0                                    | 1                               | 0                                     | 6                                | 16                                    | 0.00                             | 1.500   |                                    |                                  |        |  |  |  |  |  |  |  |
| Steve Kline, L<br>ERA: 6.52                   | 0.1                                   |                                  | 1                                    | 0                                | 0                                    | 0                               | 1                                    | 0                                | 0                                    | 0                                | 0                                    | 0                               | 0                                     | 4                                | 6                                     | 0.00                             | 0.000   |                                    |                                  |        |  |  |  |  |  |  |  |

| Batter  | 1                                     | 2                                | 3                                    | 4                               | 5                                    | 6                                | 7                                    | 8                               | 9                                     | AB                               | R                                     | H                                | RBI                                  | BB                               | SO                                   | LOB                             | BOTTOM   |                                  |                                  |                                    |                                  |        |  |  |  |  |  |
|---|---------------------------------------|----------------------------------|--------------------------------------|---------------------------------|--------------------------------------|----------------------------------|--------------------------------------|---------------------------------|---------------------------------------|----------------------------------|---------------------------------------|----------------------------------|--------------------------------------|----------------------------------|--------------------------------------|---------------------------------|--|----------------------------------|----------------------------------|------------------------------------|----------------------------------|--------|--|--|--|--|--|
| 1 Brian Roberts, S<br>OBP: 0.444, SLG: 0.670  | 1-2<br>6<br>G5-3<br>1B                |                                  |                                      | 0-0<br>L8                       |                                      | 2-3<br>K                         |                                      |                                 | 1-3<br>K2-3                           | 4                                | 0                                     | 1                                | 0                                    | 0                                | 2                                    | 0                               | <p>Toronto Blue Jays @ Baltimore Orioles<br/>Oriole Park at Camden Yards, Baltimore, MD</p> <p>Tue May 03 2005, 7:05 PM EDT<br/>Att: 17,934 - Cloudy - 64 F</p> <p>livebaseballscorecards.com</p> <p>AB 27<br/>R 0<br/>H 3<br/>RBI 0<br/>BB 1<br/>SO 3<br/>LOB 6</p>  |                                  |                                  |                                    |                                  |        |  |  |  |  |  |
| 6 Melvin Mora, R<br>OBP: 0.356, SLG: 0.533    | 2-2<br>SAFE<br>G5-3                   |                                  |                                      | 0-3<br>K                        |                                      |                                  | 1-2<br>P6                            |                                 |                                       | 3                                | 0                                     | 0                                | 0                                    | 0                                | 1                                    | 1                               |  |                                  |                                  |                                    |                                  |        |  |  |  |  |  |
| 10 Miguel Tejada, R<br>OBP: 0.388, SLG: 0.682 | 1-2<br>G5-3                           |                                  |                                      | 0-1<br>F9                       |                                      |                                  | 3-1<br>L8                            |                                 |                                       | 3                                | 0                                     | 0                                | 0                                    | 0                                | 0                                    | 0                               |  |                                  |                                  |                                    |                                  |        |  |  |  |  |  |
| Sammy Sosa, R<br>OBP: 0.319, SLG: 0.448       |                                       | 0-1<br>G6-3                      |                                      |                                 | 2-2<br>G6-3                          |                                  | 1-0<br>F9                            |                                 |                                       | 3                                | 0                                     | 0                                | 0                                    | 0                                | 0                                    | 0                               |  |                                  |                                  |                                    |                                  |        |  |  |  |  |  |
| Javy Lopez, R<br>OBP: 0.366, SLG: 0.538       |                                       | 1-1<br>G6-3                      |                                      |                                 | 0-2<br>1B                            |                                  |                                      | 0-1<br>F8                       |                                       | 3                                | 0                                     | 1                                | 0                                    | 0                                | 0                                    | 0                               |  |                                  |                                  |                                    |                                  |        |  |  |  |  |  |
| Rafael Palmeiro, L<br>OBP: 0.290, SLG: 0.298  |                                       |                                  | 0-1<br>G5-3                          |                                 |                                      | 0-0<br>L8                        |                                      | 4-1<br>G6-3<br>BB               |                                       | 2                                | 0                                     | 0                                | 0                                    | 1                                | 0                                    | 1                               |  |                                  |                                  |                                    |                                  |        |  |  |  |  |  |
| David Newhan, L<br>OBP: 0.263, SLG: 0.278     |                                       |                                  |                                      |                                 |                                      |                                  |                                      |                                 |                                       | 0                                | 0                                     | 0                                | 0                                    | 0                                | 0                                    | 0                               |  |                                  |                                  |                                    |                                  |        |  |  |  |  |  |
| B.J. Surhoff, L<br>OBP: 0.206, SLG: 0.382     |                                       |                                  |                                      |                                 |                                      |                                  |                                      |                                 |                                       | 0                                | 0                                     | 0                                | 0                                    | 0                                | 0                                    | 0                               |  |                                  |                                  |                                    |                                  |        |  |  |  |  |  |
| Luis Matos, R<br>OBP: 0.370, SLG: 0.392       |                                       |                                  | 3-2<br>E5<br>CS                      |                                 | 1-2<br>P6                            |                                  |                                      | 0-0<br>G6-3                     |                                       | 3                                | 0                                     | 0                                | 0                                    | 0                                | 0                                    | 2                               |  |                                  |                                  |                                    |                                  |        |  |  |  |  |  |
| Larry Bigbie, L<br>OBP: 0.296, SLG: 0.353     |                                       |                                  | 1-0<br>F8                            |                                 |                                      | 2-2<br>CS<br>1B                  |                                      |                                 | 1-2<br>G3                             | 3                                | 0                                     | 1                                | 0                                    | 0                                | 0                                    | 1                               |  |                                  |                                  |                                    |                                  |        |  |  |  |  |  |
| Gerónimo Gil, R<br>OBP: 0.226, SLG: 0.258     |                                       |                                  | 0-1<br>G4-3                          |                                 |                                      |                                  |                                      |                                 | 2-2<br>G3                             | 2                                | 0                                     | 0                                | 0                                    | 0                                | 0                                    | 1                               |  |                                  |                                  |                                    |                                  |        |  |  |  |  |  |
| 31 Jay Gibbons, L<br>OBP: 0.301, SLG: 0.487   |                                       |                                  |                                      |                                 |                                      |                                  |                                      |                                 |                                       | 1                                | 0                                     | 0                                | 0                                    | 0                                | 0                                    | 0                               |  |                                  |                                  |                                    |                                  |        |  |  |  |  |  |
| <b>Inning Stats</b>                           | R: 0<br>H: 1<br>E: 0<br>K: 0<br>S: 11 | H: 0<br>LOB: 0<br>BB: 0<br>P: 15 | R: 0<br>H: 0<br>E: 0<br>K: 0<br>S: 6 | H: 0<br>LOB: 0<br>BB: 0<br>P: 7 | R: 0<br>H: 0<br>E: 1<br>K: 0<br>S: 6 | H: 0<br>LOB: 0<br>BB: 0<br>P: 10 | R: 0<br>H: 0<br>E: 0<br>K: 1<br>S: 6 | H: 0<br>LOB: 0<br>BB: 0<br>P: 6 | R: 0<br>H: 1<br>E: 0<br>K: 0<br>S: 10 | H: 1<br>LOB: 1<br>BB: 0<br>P: 13 | R: 0<br>H: 1<br>E: 0<br>K: 1<br>S: 16 | H: 1<br>LOB: 0<br>BB: 0<br>P: 22 | R: 0<br>H: 0<br>E: 0<br>K: 0<br>S: 6 | H: 0<br>LOB: 0<br>BB: 0<br>P: 11 | R: 0<br>H: 0<br>E: 0<br>K: 0<br>S: 4 | H: 0<br>LOB: 1<br>BB: 1<br>P: 8 | R: 0<br>H: 0<br>E: 0<br>K: 1<br>S: 9   | H: 0<br>LOB: 0<br>BB: 0<br>P: 13 | 1B: 3<br>2B: 0<br>3B: 0<br>HR: 0 | SF: 0<br>SAC: 0<br>DP: 1<br>HBP: 0 | WP: 0<br>PB: 0<br>SB: 0<br>CS: 2 | PA: 28 |  |  |  |  |  |
| <b>PITCHER</b>                                | IP                                    | WLS                              | BF                                   | H                               | R                                    | ER                               | SO                                   | BB                              | IBB                                   | HBP                              | BLK                                   | WP                               | HR                                   | S                                | P                                    | ERA                             | WHIP   |                                  |                                  |                                    |                                  |        |  |  |  |  |  |
| Josh Towers, R<br>ERA: 3.57                   | 8.0                                   | W                                | 25                                   | 3                               | 0                                    | 0                                | 2                                    | 1                               | 0                                     | 0                                | 0                                     | 0                                | 0                                    | 65                               | 92                                   | 0.00                            | 0.500  |                                  |                                  |                                    |                                  |        |  |  |  |  |  |
| Miguel Batista, R<br>ERA: 2.06                | 1.0                                   | S                                | 3                                    | 0                               | 0                                    | 0                                | 1                                    | 0                               | 0                                     | 0                                | 0                                     | 0                                | 0                                    | 9                                | 13                                   | 0.00                            | 0.000  |                                  |                                  |                                    |                                  |        |  |  |  |  |  |



| Batter   | 1                             | 2                                | 3                             | 4                                | 5                            | 6                                | 7                            | 8                                | 9                             | AB                               | R                            | H                                | RBI                           | BB                               | SO                           | LOB                              | TOP   |                                    |                                  |        |  |
|--|-------------------------------|----------------------------------|-------------------------------|----------------------------------|------------------------------|----------------------------------|------------------------------|----------------------------------|-------------------------------|----------------------------------|------------------------------|----------------------------------|-------------------------------|----------------------------------|------------------------------|----------------------------------|---|------------------------------------|----------------------------------|--------|--|
| <b>3 Reed Johnson, R</b><br>OBP: 0.403, SLG: 0.426   | 0-2<br>BB<br>1B               |                                  | 2-3<br>K                      |                                  |                              | 1-2<br>L4                        |                              | 3-3<br>K<br>1-2                  |                               | 4                                | 0                            | 1                                | 0                             | 0                                | 2                            | 1                                | <b>Toronto Blue Jays @ Baltimore Orioles</b><br>Oriole Park at Camden Yards, Baltimore, MD<br>Wed May 04 2005, 3:05 PM EDT<br>Att: 17,645 - Cloudy - 68 F |                                    |                                  |        |  |
| <b>Orlando Hudson, S</b><br>OBP: 0.322, SLG: 0.362   | 4-2<br>BB<br>1-2              |                                  | 1-0<br>G5-3                   |                                  |                              | 2-3<br>K                         |                              | 1-3<br>K                         |                               | 3                                | 0                            | 0                                | 0                             | 1                                | 2                            | 1                                |   |                                    |                                  |        |  |
| <b>10 Vernon Wells, R</b><br>OBP: 0.258, SLG: 0.363  | 1-3<br>K                      |                                  |                               | 0-0<br>L7                        |                              |                                  |                              | 0-1<br>1B                        | 1-0<br>G5-4-3<br>1B           | 4                                | 0                            | 2                                | 0                             | 0                                | 1                            | 2                                |   |                                    |                                  |        |  |
| <b>47 Corey Koskie, L</b><br>OBP: 0.333, SLG: 0.426  | 2-3<br>K                      |                                  |                               | 4-2<br>CS<br>BB                  |                              |                                  |                              | 1-2<br>P4                        | 2-3<br>K                      | 3                                | 0                            | 0                                | 0                             | 1                                | 2                            | 4                                |   |                                    |                                  |        |  |
| <b>Shea Hillenbrand, R</b><br>OBP: 0.421, SLG: 0.504 | 3-2<br>P2                     |                                  |                               | 1-2<br>G5-3<br>1-2               |                              |                                  |                              | 1-0<br>F8                        | 0-2<br>G5-4-3<br>1-2          | 4                                | 0                            | 0                                | 0                             | 0                                | 0                            | 5                                |   |                                    |                                  |        |  |
| <b>15 Alex Rios, R</b><br>OBP: 0.327, SLG: 0.433     |                               |                                  |                               |                                  | 3-2<br>G1-3                  |                                  |                              | 3-3<br>K                         |                               | 3                                | 0                            | 0                                | 0                             | 0                                | 2                            | 1                                |   |                                    |                                  |        |  |
| <b>Eric Hinske, L</b><br>OBP: 0.360, SLG: 0.459      |                               |                                  |                               |                                  |                              |                                  |                              |                                  |                               |                                  |                              |                                  |                               |                                  |                              |                                  |   |                                    |                                  |        |  |
| <b>Ken Huckaby, R</b><br>OBP: 0.500, SLG: 0.500      |                               |                                  |                               |                                  |                              |                                  |                              |                                  |                               |                                  |                              |                                  |                               |                                  |                              |                                  |   |                                    |                                  |        |  |
| <b>John McDonald, R</b><br>OBP: 0.344, SLG: 0.367    |                               |                                  |                               |                                  |                              |                                  |                              |                                  |                               |                                  |                              |                                  |                               |                                  |                              |                                  |   |                                    |                                  |        |  |
| <b>Inning Stats</b>                                  | R: 0<br>E: 0<br>K: 2<br>S: 15 | H: 1<br>LOB: 2<br>BB: 1<br>P: 25 | R: 0<br>E: 0<br>K: 3<br>S: 11 | H: 0<br>LOB: 0<br>BB: 0<br>P: 16 | R: 0<br>E: 0<br>K: 1<br>S: 7 | H: 0<br>LOB: 0<br>BB: 0<br>P: 10 | R: 0<br>E: 0<br>K: 0<br>S: 6 | H: 0<br>LOB: 0<br>BB: 1<br>P: 11 | R: 0<br>E: 0<br>K: 2<br>S: 11 | H: 0<br>LOB: 0<br>BB: 0<br>P: 16 | R: 0<br>E: 0<br>K: 1<br>S: 8 | H: 1<br>LOB: 1<br>BB: 0<br>P: 13 | R: 0<br>E: 0<br>K: 1<br>S: 10 | H: 2<br>LOB: 1<br>BB: 0<br>P: 20 | R: 0<br>E: 0<br>K: 1<br>S: 7 | H: 1<br>LOB: 0<br>BB: 0<br>P: 10 | 1B: 4<br>2B: 1<br>3B: 0<br>HR: 0  | SF: 0<br>SAC: 1<br>DP: 1<br>HBP: 0 | WP: 0<br>PB: 0<br>SB: 1<br>CS: 1 | PA: 32 |  |
| <b>PITCHER</b>                                       | IP                            | WLS                              | BF                            | H                                | R                            | ER                               | SO                           | BB                               | IBB                           | HBP                              | BLK                          | WP                               | HR                            | S                                | P                            | ERA                              | WHIP  |                                    |                                  |        |  |
| <b>45 Erik Bedard, L</b><br>ERA: 2.5                 | (1, 1)                        | 8.0                              | W                             | 29                               | 4                            | 1                                | 1                            | 12                               | 2                             | 0                                | 0                            | 0                                | 0                             | 81                               | 126                          | 1.12                             | 0.750   |                                    |                                  |        |  |
| <b>B.J. Ryan, L</b><br>ERA: 2.45                     | (9, 1)                        | 1.0                              |                               | 3                                | 1                            | 0                                | 0                            | 1                                | 0                             | 0                                | 0                            | 0                                | 0                             | 7                                | 10                           | 0.00                             | 1.000   |                                    |                                  |        |  |

| Batter   | 1                             | 2                                | 3                            | 4                               | 5                            | 6                               | 7                             | 8                                | 9                             | AB                               | R                             | H                                | RBI                          | BB                              | SO                            | LOB                              | BOTTOM  |                                    |                                  |        |  |
|--|-------------------------------|----------------------------------|------------------------------|---------------------------------|------------------------------|---------------------------------|-------------------------------|----------------------------------|-------------------------------|----------------------------------|-------------------------------|----------------------------------|------------------------------|---------------------------------|-------------------------------|----------------------------------|---|------------------------------------|----------------------------------|--------|--|
| <b>1 Brian Roberts, S</b><br>OBP: 0.445, SLG: 0.664  | 1-2<br>G4-3                   |                                  | 0-1<br>G4-3                  |                                 |                              | 0-1<br>FC6-4<br>10<br>1B        |                               | 0-0<br>2B<br>1B                  |                               | 4                                | 1                             | 2                                | 0                            | 0                               | 0                             | 0                                | <b>Toronto Blue Jays @ Baltimore Orioles</b><br>Oriole Park at Camden Yards, Baltimore, MD<br>Wed May 04 2005, 3:05 PM EDT<br>Att: 17,645 - Cloudy - 68 F |                                    |                                  |        |  |
| <b>6 Melvin Mora, R</b><br>OBP: 0.361, SLG: 0.532    | 1-1<br>10<br>CS<br>1B         |                                  |                              | 2-2<br>10<br>G6-4-3<br>1B       |                              | 0-0<br>F8                       |                               | 3-2<br>F8                        |                               | 4                                | 0                             | 2                                | 0                            | 0                               | 0                             | 2                                |   |                                    |                                  |        |  |
| <b>10 Miguel Tejada, R</b><br>OBP: 0.400, SLG: 0.685 | 2-2<br>1B                     |                                  |                              | 1-2<br>G6-4-3<br>1-2            |                              | 1-2<br>FC6-4<br>1B              |                               | 0-0<br>2B<br>1B                  |                               | 4                                | 1                             | 3                                | 0                            | 0                               | 0                             | 1                                |   |                                    |                                  |        |  |
| <b>Sammy Sosa, R</b><br>OBP: 0.325, SLG: 0.454       | 1-2<br>G6-3                   |                                  |                              | 4-2<br>BB                       |                              | 0-2<br>FC6-4                    |                               | 2-2<br>HR<br>2B                  |                               | 3                                | 1                             | 1                                | 2                            | 1                               | 0                             | 3                                |   |                                    |                                  |        |  |
| <b>Rafael Palmeiro, L</b><br>OBP: 0.299, SLG: 0.299  |                               |                                  |                              |                                 |                              |                                 |                               |                                  |                               |                                  |                               |                                  |                              |                                 |                               |                                  |   |                                    |                                  |        |  |
| <b>David Newhan, L</b><br>OBP: 0.263, SLG: 0.278     |                               |                                  |                              |                                 |                              |                                 |                               |                                  |                               |                                  |                               |                                  |                              |                                 |                               |                                  |   |                                    |                                  |        |  |
| <b>Javy Lopez, R</b><br>OBP: 0.371, SLG: 0.568       |                               |                                  |                              |                                 |                              |                                 |                               |                                  |                               |                                  |                               |                                  |                              |                                 |                               |                                  |   |                                    |                                  |        |  |
| <b>Gerónimo Gil, R</b><br>OBP: 0.226, SLG: 0.258     |                               |                                  |                              |                                 |                              |                                 |                               |                                  |                               |                                  |                               |                                  |                              |                                 |                               |                                  |   |                                    |                                  |        |  |
| <b>31 Jay Gibbons, L</b><br>OBP: 0.299, SLG: 0.475   |                               |                                  |                              |                                 |                              |                                 |                               |                                  |                               |                                  |                               |                                  |                              |                                 |                               |                                  |   |                                    |                                  |        |  |
| <b>Luis Matos, R</b><br>OBP: 0.354, SLG: 0.373       |                               |                                  |                              |                                 |                              |                                 |                               |                                  |                               |                                  |                               |                                  |                              |                                 |                               |                                  |   |                                    |                                  |        |  |
| <b>Larry Bigbie, L</b><br>OBP: 0.284, SLG: 0.338     |                               |                                  |                              |                                 |                              |                                 |                               |                                  |                               |                                  |                               |                                  |                              |                                 |                               |                                  |   |                                    |                                  |        |  |
| <b>Inning Stats</b>                                  | R: 0<br>E: 0<br>K: 0<br>S: 12 | H: 2<br>LOB: 1<br>BB: 0<br>P: 17 | R: 0<br>E: 0<br>K: 1<br>S: 6 | H: 1<br>LOB: 0<br>BB: 0<br>P: 7 | R: 0<br>E: 0<br>K: 0<br>S: 5 | H: 0<br>LOB: 0<br>BB: 0<br>P: 9 | R: 0<br>E: 0<br>K: 0<br>S: 13 | H: 1<br>LOB: 1<br>BB: 1<br>P: 21 | R: 0<br>E: 0<br>K: 0<br>S: 10 | H: 1<br>LOB: 1<br>BB: 0<br>P: 15 | R: 0<br>E: 0<br>K: 1<br>S: 13 | H: 2<br>LOB: 2<br>BB: 0<br>P: 15 | R: 0<br>E: 0<br>K: 0<br>S: 4 | H: 1<br>LOB: 1<br>BB: 0<br>P: 6 | R: 5<br>E: 0<br>K: 0<br>S: 17 | H: 4<br>LOB: 1<br>BB: 1<br>P: 29 | 1B: 10<br>2B: 1<br>3B: 0<br>HR: 1   | SF: 0<br>SAC: 0<br>DP: 2<br>HBP: 0 | WP: 0<br>PB: 0<br>SB: 0<br>CS: 1 | PA: 35 |  |
| <b>PITCHER</b>                                       | IP                            | WLS                              | BF                           | H                               | R                            | ER                              | SO                            | BB                               | IBB                           | HBP                              | BLK                           | WP                               | HR                           | S                               | P                             | ERA                              | WHIP  |                                    |                                  |        |  |
| <b>32 Roy Halladay, R</b><br>ERA: 3.78               | (1, 1)                        | 7.1                              | L                            | 33                              | 12                           | 5                               | 5                             | 2                                | 1                             | 0                                | 0                             | 0                                | 0                            | 77                              | 114                           | 6.14                             | 1.773   |                                    |                                  |        |  |
| <b>Scott Schoeneweis, L</b><br>ERA: 5.79             | (8, 1)                        | 0.2                              |                              | 2                               | 0                            | 0                               | 0                             | 0                                | 0                             | 0                                | 0                             | 0                                | 0                            | 3                               | 5                             | 0.00                             | 0.000   |                                    |                                  |        |  |

AB 29  
R 1  
H 5  
RBI 1  
BB 2  
SO 13  
LOB 14



AB 33  
R 5  
H 12  
RBI 5  
SO 2  
LOB 17





| Batter   | 1                             | 2                                | 3                            | 4                                | 5                             | 6                                | 7                             | 8                                | 9                            | AB                               | R                             | H                                | RBI                           | BB                               | SO                            | LOB                              | TOP  |                                  |                                    |                                  |        |  |  |  |  |  |  |
|--|-------------------------------|----------------------------------|------------------------------|----------------------------------|-------------------------------|----------------------------------|-------------------------------|----------------------------------|------------------------------|----------------------------------|-------------------------------|----------------------------------|-------------------------------|----------------------------------|-------------------------------|----------------------------------|--|----------------------------------|------------------------------------|----------------------------------|--------|--|--|--|--|--|--|
| 22 Scott Podsednik, L (1, 7)<br>OBP: 0.366, SLG: 0.294 | G4-3                          |                                  | 2B                           |                                  |                               |                                  | F8                            |                                  | K                            | 4                                | 0                             | 1                                | 1                             | 1                                | 1                             | 1                                | <b>Chicago White Sox @ Toronto Blue Jays</b><br>Rogers Centre, Toronto, ON<br>Fri May 06 2005, 7:07 PM EDT<br>Att: 21,769 - Partly Cloudy - 63 F |                                  |                                    |                                  |        |  |  |  |  |  |  |
| Tadahito Iguchi, R (1, 4)<br>OBP: 0.377, SLG: 0.402    | G4-3<br>14 PB<br>1B           |                                  | K                            |                                  |                               |                                  | G5-3                          |                                  | L5                           | 5                                | 1                             | 2                                | 0                             | 0                                | 1                             | 2                                |  |                                  |                                    |                                  |        |  |  |  |  |  |  |
| Carl Everett, S (1, 10)<br>OBP: 0.307, SLG: 0.440      | G4-3                          |                                  | K                            |                                  |                               |                                  | G6-3                          |                                  | 14 1B<br>12 1B<br>BB         | 3                                | 1                             | 0                                | 0                             | 1                                | 1                             | 2                                |  |                                  |                                    |                                  |        |  |  |  |  |  |  |
| 14 Paul Konerko, R (1, 3)<br>OBP: 0.308, SLG: 0.427    | K                             |                                  |                              |                                  |                               |                                  | L5                            |                                  | 12 1B<br>23 BB<br>1B         | 3                                | 1                             | 1                                | 0                             | 0                                | 1                             | 0                                |  |                                  |                                    |                                  |        |  |  |  |  |  |  |
| Timo Perez, L (1, 8)<br>OBP: 0.256, SLG: 0.366         |                               | 12 P4-6<br>23 S<br>1B            |                              |                                  |                               |                                  | F7                            |                                  | B3                           | 4                                | 0                             | 1                                | 0                             | 0                                | 0                             | 3                                |  |                                  |                                    |                                  |        |  |  |  |  |  |  |
| 23 Jermaine Dye, R (1, 9)<br>OBP: 0.247, SLG: 0.391    | K                             |                                  |                              |                                  |                               |                                  | L4                            |                                  | 12 1B<br>BB                  | 3                                | 1                             | 1                                | 1                             | 1                                | 1                             | 2                                |  |                                  |                                    |                                  |        |  |  |  |  |  |  |
| 12 A.J. Pierzynski, L (1, 2)<br>OBP: 0.329, SLG: 0.385 | P4-6                          |                                  |                              |                                  |                               |                                  | L6                            |                                  | G3                           | 4                                | 0                             | 1                                | 2                             | 0                                | 0                             | 2                                |  |                                  |                                    |                                  |        |  |  |  |  |  |  |
| 24 Joe Crede, R (1, 5)<br>OBP: 0.346, SLG: 0.452       |                               |                                  | 1-1<br>G4-3<br>22 2B<br>2B   |                                  |                               |                                  | P4                            |                                  | 4-2<br>5 G4-3<br>BB          | 3                                | 1                             | 1                                | 0                             | 1                                | 0                             | 2                                |  |                                  |                                    |                                  |        |  |  |  |  |  |  |
| 5 Juan Uribe, R (1, 6)<br>OBP: 0.302, SLG: 0.373       | G4-3                          |                                  | G4-3                         |                                  |                               |                                  | G4-3                          |                                  | G6-3                         | 4                                | 0                             | 1                                | 0                             | 0                                | 0                             | 2                                |  |                                  |                                    |                                  |        |  |  |  |  |  |  |
| <b>Inning Stats</b>                                    | R: 1<br>E: 0<br>K: 1<br>S: 12 | H: 1<br>LOB: 0<br>BB: 0<br>P: 17 | R: 0<br>E: 0<br>K: 1<br>S: 8 | H: 1<br>LOB: 0<br>BB: 0<br>P: 16 | R: 1<br>E: 0<br>K: 2<br>S: 12 | H: 2<br>LOB: 1<br>BB: 0<br>P: 16 | R: 0<br>E: 0<br>K: 0<br>S: 11 | H: 0<br>LOB: 1<br>BB: 0<br>P: 15 | R: 0<br>E: 0<br>K: 0<br>S: 9 | H: 0<br>LOB: 0<br>BB: 0<br>P: 14 | R: 1<br>E: 0<br>K: 0<br>S: 11 | H: 1<br>LOB: 1<br>BB: 1<br>P: 20 | R: 2<br>E: 0<br>K: 0<br>S: 17 | H: 2<br>LOB: 2<br>BB: 2<br>P: 30 | R: 0<br>E: 0<br>K: 1<br>S: 10 | H: 1<br>LOB: 0<br>BB: 0<br>P: 17 |  | 1B: 6<br>2B: 3<br>3B: 0<br>HR: 1 | SF: 0<br>SAC: 0<br>DP: 1<br>HBP: 1 | WP: 0<br>PB: 1<br>SB: 3<br>CS: 2 | PA: 39 |  |  |  |  |  |  |
| <b>PITCHER</b>   | IP                            | WLS                              | BF                           | H                                | R                             | ER                               | SO                            | BB                               | IBB                          | HBP                              | BLK                           | WP                               | HR                            | S                                | P                             | ERA                              | WHIP   |                                  |                                    |                                  |        |  |  |  |  |  |  |
| Dave Bush, R (1, 1)<br>ERA: 4.5                        | 5.0                           |                                  | 20                           | 5                                | 2                             | 1                                | 4                             | 1                                | 0                            | 1                                | 0                             | 0                                | 0                             | 52                               | 79                            | 1.80                             | 1.200  |                                  |                                    |                                  |        |  |  |  |  |  |  |
| Pete Walker, R (6, 1)<br>ERA: 1.54                     | 1.0                           | B                                | 4                            | 1                                | 1                             | 1                                | 0                             | 0                                | 0                            | 0                                | 0                             | 0                                | 1                             | 11                               | 19                            | 9.00                             | 1.000  |                                  |                                    |                                  |        |  |  |  |  |  |  |
| 54 Jason Frasor, R (7, 1)<br>ERA: 4.38                 | 1.1                           | L                                | 7                            | 1                                | 2                             | 2                                | 0                             | 2                                | 0                            | 0                                | 0                             | 0                                | 0                             | 16                               | 30                            | 13.50                            | 2.250  |                                  |                                    |                                  |        |  |  |  |  |  |  |
| Miguel Batista, R (8, 1)<br>ERA: 1.98                  | 0.2                           |                                  | 4                            | 1                                | 0                             | 0                                | 0                             | 1                                | 0                            | 0                                | 0                             | 0                                | 0                             | 10                               | 15                            | 0.00                             | 3.000  |                                  |                                    |                                  |        |  |  |  |  |  |  |
| Justin Speier, R (9, 1)<br>ERA: 6.75                   | 1.0                           |                                  | 3                            | 1                                | 0                             | 0                                | 1                             | 0                                | 0                            | 0                                | 0                             | 0                                | 0                             | 10                               | 17                            | 0.00                             | 1.000  |                                  |                                    |                                  |        |  |  |  |  |  |  |

| Batter  | 1                            | 2                                | 3                             | 4                                | 5                            | 6                                | 7                            | 8                                | 9                            | AB                               | R                            | H                                | RBI                           | BB                               | SO                           | LOB                              | BOTTOM   |                               |                                  |                                  |                                    |                                  |        |  |  |  |  |
|---|------------------------------|----------------------------------|-------------------------------|----------------------------------|------------------------------|----------------------------------|------------------------------|----------------------------------|------------------------------|----------------------------------|------------------------------|----------------------------------|-------------------------------|----------------------------------|------------------------------|----------------------------------|--|-------------------------------|----------------------------------|----------------------------------|------------------------------------|----------------------------------|--------|--|--|--|--|
| Frank Catalanotto, L (1, 7)<br>OBP: 0.348, SLG: 0.425 | F7                           | G6-3                             |                               | P4                               |                              |                                  | G6-3<br>2B                   |                                  | K2-3                         | 5                                | 0                            | 1                                | 0                             | 0                                | 1                            | 4                                | <b>Chicago White Sox @ Toronto Blue Jays</b><br>Rogers Centre, Toronto, ON<br>Fri May 06 2005, 7:07 PM EDT<br>Att: 21,769 - Partly Cloudy - 63 F |                               |                                  |                                  |                                    |                                  |        |  |  |  |  |
| Orlando Hudson, S (1, 4)<br>OBP: 0.319, SLG: 0.352    | F7                           |                                  | L8                            |                                  |                              | 47 G3<br>10 G5-3<br>BB           | G6-3                         |                                  |                              | 3                                | 0                            | 0                                | 0                             | 1                                | 0                            | 1                                |  |                               |                                  |                                  |                                    |                                  |        |  |  |  |  |
| 10 Vernon Wells, R (1, 8)<br>OBP: 0.258, SLG: 0.353   | G5-3                         |                                  |                               |                                  |                              |                                  | G5-3                         |                                  | P3                           | 3                                | 0                            | 0                                | 0                             | 1                                | 0                            | 2                                |  |                               |                                  |                                  |                                    |                                  |        |  |  |  |  |
| 47 Corey Koskie, L (1, 5)<br>OBP: 0.331, SLG: 0.446   |                              | 3-1<br>HR                        | 2-0<br>F8                     |                                  |                              |                                  | G3                           |                                  | F9                           | 4                                | 1                            | 1                                | 1                             | 0                                | 0                            | 2                                |  |                               |                                  |                                  |                                    |                                  |        |  |  |  |  |
| Shea Hillenbrand, R (1, 10)<br>OBP: 0.415, SLG: 0.496 |                              | 3-2<br>9 1B<br>15 2B<br>1B       | 1-3<br>K                      |                                  |                              |                                  | G6-3                         |                                  | G5-3                         | 4                                | 1                            | 1                                | 0                             | 0                                | 1                            | 2                                |  |                               |                                  |                                  |                                    |                                  |        |  |  |  |  |
| Eric Hinske, L (1, 3)<br>OBP: 0.348, SLG: 0.441       | P6                           |                                  |                               |                                  |                              |                                  | F7                           |                                  | K                            | 4                                | 0                            | 0                                | 0                             | 0                                | 1                            | 1                                |  |                               |                                  |                                  |                                    |                                  |        |  |  |  |  |
| 9 Gregg Zaun, S (1, 2)<br>OBP: 0.390, SLG: 0.464      |                              | 2-2<br>15 2B<br>8 SF8<br>1B      |                               |                                  |                              |                                  |                              |                                  | F7                           | 4                                | 1                            | 2                                | 0                             | 0                                | 1                            | 0                                |  |                               |                                  |                                  |                                    |                                  |        |  |  |  |  |
| 15 Alex Rios, R (1, 9)<br>OBP: 0.333, SLG: 0.440      |                              | 1-2                              |                               |                                  |                              |                                  | G5-3                         |                                  | F9                           | 3                                | 0                            | 1                                | 1                             | 1                                | 0                            | 0                                |  |                               |                                  |                                  |                                    |                                  |        |  |  |  |  |
| 8 Russ Adams, L (1, 6)<br>OBP: 0.312, SLG: 0.357      | SF8                          |                                  |                               |                                  |                              |                                  | F8                           |                                  | K                            | 3                                | 0                            | 1                                | 1                             | 0                                | 1                            | 2                                |  |                               |                                  |                                  |                                    |                                  |        |  |  |  |  |
| <b>Inning Stats</b>                                   | R: 0<br>E: 0<br>K: 0<br>S: 7 | H: 0<br>LOB: 0<br>BB: 0<br>P: 12 | R: 3<br>E: 0<br>K: 0<br>S: 20 | H: 4<br>LOB: 1<br>BB: 0<br>P: 31 | R: 0<br>E: 0<br>K: 1<br>S: 6 | H: 0<br>LOB: 1<br>BB: 1<br>P: 13 | R: 0<br>E: 0<br>K: 0<br>S: 7 | H: 1<br>LOB: 2<br>BB: 1<br>P: 14 | R: 0<br>E: 0<br>K: 0<br>S: 8 | H: 0<br>LOB: 0<br>BB: 1<br>P: 17 | R: 0<br>E: 0<br>K: 2<br>S: 9 | H: 0<br>LOB: 0<br>BB: 0<br>P: 14 | R: 0<br>E: 0<br>K: 0<br>S: 10 | H: 1<br>LOB: 1<br>BB: 0<br>P: 15 | R: 0<br>E: 0<br>K: 0<br>S: 7 | H: 0<br>LOB: 0<br>BB: 0<br>P: 12 |  | R: 0<br>E: 0<br>K: 1<br>S: 11 | H: 1<br>LOB: 0<br>BB: 0<br>P: 18 | 1B: 3<br>2B: 3<br>3B: 0<br>HR: 1 | SF: 1<br>SAC: 0<br>DP: 0<br>HBP: 0 | WP: 0<br>PB: 0<br>SB: 1<br>CS: 0 | PA: 37 |  |  |  |  |
| <b>PITCHER</b>  | IP                           | WLS                              | BF                            | H                                | R                            | ER                               | SO                           | BB                               | IBB                          | HBP                              | BLK                          | WP                               | HR                            | S                                | P                            | ERA                              | WHIP   |                               |                                  |                                  |                                    |                                  |        |  |  |  |  |
| Orlando Hernandez, R (1, 1)<br>ERA: 2.92              | 7.0                          | W                                | 30                            | 3                                | 3                            | 3                                | 4                            | 3                                | 0                            | 0                                | 0                            | 0                                | 0                             | 67                               | 116                          | 3.86                             | 1.286  |                               |                                  |                                  |                                    |                                  |        |  |  |  |  |
| Damaso Marte, L (8, 1)<br>ERA: 2.13                   | 1.1                          | H                                | 4                             | 0                                | 0                            | 0                                | 0                            | 0                                | 0                            | 0                                | 0                            | 0                                | 0                             | 10                               | 18                           | 0.00                             | 0.000  |                               |                                  |                                  |                                    |                                  |        |  |  |  |  |
| Dustin Hermanson, R (9, 1)<br>ERA:                    | 0.2                          | S                                | 3                             | 1                                | 0                            | 0                                | 1                            | 0                                | 0                            | 0                                | 0                            | 0                                | 0                             | 8                                | 12                           | 0.00                             | 1.500  |                               |                                  |                                  |                                    |                                  |        |  |  |  |  |

|     |    |
|-----|----|
| AB  | 33 |
| R   | 5  |
| H   | 9  |
| RBI | 4  |
| BB  | 4  |
| SO  | 5  |
| LOB | 16 |





| Batter   | 1   | 2                                | 3                             | 4                                | 5                             | 6                                | 7                             | 8                                | 9                            | AB R H RBI BB SO LOB             | TOP  |   |                              |                                 |                              |                                 |                              |                                  |                                  |                                    |                                  |        |
|--|---|----------------------------------|-------------------------------|----------------------------------|-------------------------------|----------------------------------|-------------------------------|----------------------------------|------------------------------|----------------------------------|--|---|------------------------------|---------------------------------|------------------------------|---------------------------------|------------------------------|----------------------------------|----------------------------------|------------------------------------|----------------------------------|--------|
| 22 Scott Podsednik, L (1, 7)<br>OBP: 0.377, SLG: 0.295 | 1-2<br>G3<br>14 HR<br>1B                              | 4-2<br>E<br>HR<br>BB             |                               | 4-2<br>S<br>14 HR<br>BB          | 3-2<br>G6-3                   |                                  |                               | 2-2<br>G4-6-3<br>1-2             |                              | 3 3 1 0 2 0 1                    | <b>Chicago White Sox @ Toronto Blue Jays</b><br>Rogers Centre, Toronto, ON<br>Sat May 07 2005, 1:07 PM EDT<br>Att: 23,078 - Partly Cloudy - 61 F |   |                              |                                 |                              |                                 |                              |                                  |                                  |                                    |                                  |        |
| Tadahito Iguchi, R (1, 4)<br>OBP: 0.389, SLG: 0.422    | 3-3<br>SAFE<br>K                                      | 3-1<br>SAFE<br>HR                |                               | 3-2<br>SAFE<br>P5                |                               | 3-1<br>G6-3                      |                               | 1-3<br>K                         | 5 1 1 2 0 2 2                |                                  |  |   |                              |                                 |                              |                                 |                              |                                  |                                  |                                    |                                  |        |
| Carl Everett, S (1, 10)<br>OBP: 0.311, SLG: 0.433      | 0-1<br>G3   | 2-2<br>1B                        |                               | 4-1<br>14 HR<br>BB               |                               | 1-0<br>G4-3                      |                               | 1-3<br>K2-3                      | 4 1 1 0 1 1 1                |                                  |  |   |                              |                                 |                              |                                 |                              |                                  |                                  |                                    |                                  |        |
| 14 Paul Konerko, R (1, 3)<br>OBP: 0.312, SLG: 0.481    | 3-1<br>HR   | 2-2<br>K                         |                               | 0-1<br>HR                        |                               | 2-3<br>K                         |                               | 2-3<br>K                         | 5 2 2 5 0 3 1                |                                  |  |   |                              |                                 |                              |                                 |                              |                                  |                                  |                                    |                                  |        |
| Aaron Rowand, R (1, 8)<br>OBP: 0.301, SLG: 0.373       | 1-3<br>K  |                                  | 3-3<br>K                      | 2-1<br>HR                        |                               | 0-0<br>G5-3                      |                               |                                  | 4 1 1 1 0 2 0                |                                  |  |   |                              |                                 |                              |                                 |                              |                                  |                                  |                                    |                                  |        |
| 23 Jermaine Dye, R (1, 9)<br>OBP: 0.248, SLG: 0.385    |   | 1-2<br>5 HR<br>1B                |                               | 1-1<br>G5-3                      |                               | 0-2<br>G5-3                      |                               |                                  | 4 1 1 0 0 1 0                |                                  |  |   |                              |                                 |                              |                                 |                              |                                  |                                  |                                    |                                  |        |
| 5 Juan Uribe, R (1, 6)<br>OBP: 0.311, SLG: 0.410       |   | 0-1<br>HR                        | 4-2<br>2B<br>BB               | 0-0<br>P5                        |                               | 1-0<br>L9                        |                               |                                  | 3 1 1 2 1 0 0                |                                  |  |   |                              |                                 |                              |                                 |                              |                                  |                                  |                                    |                                  |        |
| Chris Widger, R (1, 2)<br>OBP: 0.378, SLG: 0.471       |   | 1-2<br>F8                        | 1-1<br>2B                     |                                  | 3-2<br>24 L3<br>1B            |                                  | 0-0<br>22 G4-6-3<br>1B        |                                  | 4 0 3 0 0 0 0                |                                  |  |   |                              |                                 |                              |                                 |                              |                                  |                                  |                                    |                                  |        |
| 24 Joe Crede, R (1, 5)<br>OBP: 0.333, SLG: 0.433       | 2-3<br>K  | 1-0<br>L9                        |                               | 1-2<br>L3                        |                               | 1-0<br>P4                        |                               |                                  | 4 0 0 0 0 1 4                |                                  |  |   |                              |                                 |                              |                                 |                              |                                  |                                  |                                    |                                  |        |
| <b>Inning Stats</b>                                    | R: 2<br>E: 0<br>K: 2<br>S: 15                         | H: 2<br>LOB: 0<br>BB: 0<br>P: 23 | R: 4<br>E: 0<br>K: 2<br>S: 21 | H: 4<br>LOB: 1<br>BB: 1<br>P: 36 | R: 0<br>E: 0<br>K: 2<br>S: 12 | H: 1<br>LOB: 2<br>BB: 1<br>P: 22 | R: 4<br>E: 0<br>K: 0<br>S: 17 | H: 2<br>LOB: 0<br>BB: 2<br>P: 29 | R: 0<br>E: 0<br>K: 0<br>S: 9 | H: 0<br>LOB: 0<br>BB: 0<br>P: 16 | R: 0<br>E: 0<br>K: 0<br>S: 6   | H: 0<br>LOB: 0<br>BB: 0<br>P: 12                      | R: 0<br>E: 0<br>K: 0<br>S: 7 | H: 0<br>LOB: 0<br>BB: 0<br>P: 8 | R: 0<br>E: 0<br>K: 0<br>S: 5 | H: 1<br>LOB: 0<br>BB: 0<br>P: 8 | R: 0<br>E: 0<br>K: 3<br>S: 9 | H: 0<br>LOB: 0<br>BB: 0<br>P: 13 | 1B: 5<br>2B: 2<br>3B: 0<br>HR: 5 | SF: 0<br>SAC: 0<br>DP: 2<br>HBP: 0 | WP: 0<br>PB: 0<br>SB: 4<br>CS: 0 | PA: 40 |
| <b>PITCHER</b>   | IP WLS BF H R ER SO BB IBB HBP BLK WP HR S P ERA WHIP |                                  |                               |                                  |                               |                                  |                               |                                  |                              |                                  |  | IP WLS BF H R ER SO BB IBB HBP BLK WP HR S P ERA WHIP |                              |                                 |                              |                                 |                              |                                  |                                  |                                    |                                  |        |
| Ted Lilly, L (1, 1)<br>ERA: 9.35                       | 1.2 L 12 6 6 6 3 1 0 0 0 0 0 3 33 54 32.40 4.200      |                                  |                               |                                  |                               |                                  |                               |                                  |                              |                                  |  |   |                              |                                 |                              |                                 |                              |                                  |                                  |                                    |                                  |        |
| Matt Whiteside, R (2, 1)<br>ERA: 19.64                 | 1.2 11 3 4 4 3 3 0 0 0 0 0 2 29 52 21.60 3.600        |                                  |                               |                                  |                               |                                  |                               |                                  |                              |                                  |  |   |                              |                                 |                              |                                 |                              |                                  |                                  |                                    |                                  |        |
| Pete Walker, R (4, 1)<br>ERA: 1.26                     | 2.2 8 1 0 0 1 0 0 0 0 0 0 0 18 32 0.00 0.375          |                                  |                               |                                  |                               |                                  |                               |                                  |                              |                                  |  |   |                              |                                 |                              |                                 |                              |                                  |                                  |                                    |                                  |        |
| Vinnie Chulk, R (7, 1)<br>ERA: 3.07                    | 2.0 6 1 0 0 0 0 0 0 0 0 0 0 12 16 0.00 0.500          |                                  |                               |                                  |                               |                                  |                               |                                  |                              |                                  |  |   |                              |                                 |                              |                                 |                              |                                  |                                  |                                    |                                  |        |
| Scott Schoeneweis, L (9, 1)<br>ERA: 5.23               | 1.0 3 0 0 0 3 0 0 0 0 0 0 0 9 13 0.00 0.000           |                                  |                               |                                  |                               |                                  |                               |                                  |                              |                                  |  |   |                              |                                 |                              |                                 |                              |                                  |                                  |                                    |                                  |        |


| Batter  | 1   | 2                                | 3                             | 4                                | 5                            | 6                                | 7                            | 8                                | 9                             | AB R H RBI BB SO LOB             | BOTTOM   |   |                              |                                  |                              |                                 |                              |                                  |                                  |                                    |                                  |        |
|---|---|----------------------------------|-------------------------------|----------------------------------|------------------------------|----------------------------------|------------------------------|----------------------------------|-------------------------------|----------------------------------|--|---|------------------------------|----------------------------------|------------------------------|---------------------------------|------------------------------|----------------------------------|----------------------------------|------------------------------------|----------------------------------|--------|
| Orlando Hudson, S (1, 4)<br>OBP: 0.323, SLG: 0.354    | 1-2<br>G3-1   |                                  | 1-2<br>47 S<br>1B             |                                  | 1-2<br>2B<br>1B              | 2-0<br>P6                        |                              |                                  | 2-0<br>F9                     | 5 2 2 1 0 0 0                    | <b>Chicago White Sox @ Toronto Blue Jays</b><br>Rogers Centre, Toronto, ON<br>Sat May 07 2005, 1:07 PM EDT<br>Att: 23,078 - Partly Cloudy - 61 F |   |                              |                                  |                              |                                 |                              |                                  |                                  |                                    |                                  |        |
| Frank Catalanotto, L (1, 7)<br>OBP: 0.331, SLG: 0.417 | 4-1<br>47 2B<br>G4-3<br>BB                            |                                  | 0-0<br>F7                     |                                  | 2-1<br>2B<br>SF7<br>1B       |                                  | 1-3<br>K                     | 1-1<br>G4-3                      | 4 2 1 0 1 1 1                 |                                  |  |   |                              |                                  |                              |                                 |                              |                                  |                                  |                                    |                                  |        |
| 47 Corey Koskie, L (1, 10)<br>OBP: 0.336, SLG: 0.457  | 1-2<br>G4-3<br>2B                                     |                                  | 3-1<br>1B                     |                                  | 0-1<br>F8                    |                                  | 1-3<br>K                     |                                  | 4 0 2 1 0 1 2                 |                                  |  |   |                              |                                  |                              |                                 |                              |                                  |                                  |                                    |                                  |        |
| Shea Hillenbrand, R (1, 5)<br>OBP: 0.410, SLG: 0.496  | 0-2<br>G4-3   |                                  | 0-1<br>F8                     |                                  | 0-0<br>SF7<br>2B             |                                  | 2-0<br>P4                    |                                  | 4 0 1 2 0 0 2                 |                                  |  |   |                              |                                  |                              |                                 |                              |                                  |                                  |                                    |                                  |        |
| Eric Hinske, L (1, 3)<br>OBP: 0.336, SLG: 0.429       | 3-2<br>F7   |                                  | 3-1<br>G4-3                   |                                  | 3-1<br>SF7                   |                                  | 1-1<br>P5                    |                                  | 3 0 0 1 0 0 1                 |                                  |  |   |                              |                                  |                              |                                 |                              |                                  |                                  |                                    |                                  |        |
| 9 Gregg Zaun, S (1, 2)<br>OBP: 0.385, SLG: 0.455      |   | 2-2<br>F8                        |                               | 3-1<br>10 G4-3<br>1B             | 2-2<br>F8                    |                                  | 0-0<br>G1-3                  |                                  | 4 0 1 0 0 0 1                 |                                  |  |   |                              |                                  |                              |                                 |                              |                                  |                                  |                                    |                                  |        |
| 10 Vernon Wells, R (1, 8)<br>OBP: 0.250, SLG: 0.342   |   | 2-2<br>G1-3                      |                               | 0-1<br>G4-3                      |                              | 0-0<br>L8                        |                              | 3-1<br>P3                        | 4 0 0 0 0 0 1                 |                                  |  |   |                              |                                  |                              |                                 |                              |                                  |                                  |                                    |                                  |        |
| 15 Alex Rios, R (1, 9)<br>OBP: 0.321, SLG: 0.423      |   | 2-3<br>K                         |                               | 0-0<br>G1-3                      |                              | 1-3<br>K                         |                              | 1-2<br>G6-3                      | 4 0 0 0 0 2 1                 |                                  |  |   |                              |                                  |                              |                                 |                              |                                  |                                  |                                    |                                  |        |
| 8 Russ Adams, L (1, 6)<br>OBP: 0.333, SLG: 0.473      |   |                                  | 0-0<br>G3-1                   |                                  | 1-2<br>1B<br>2B              | 2-2<br>HR                        |                              | 2-1<br>HR                        | 4 3 3 2 0 0 0                 |                                  |  |   |                              |                                  |                              |                                 |                              |                                  |                                  |                                    |                                  |        |
| <b>Inning Stats</b>                                   | R: 1<br>E: 0<br>K: 0<br>S: 15                         | H: 1<br>LOB: 1<br>BB: 1<br>P: 24 | R: 0<br>E: 0<br>K: 1<br>S: 15 | H: 0<br>LOB: 0<br>BB: 0<br>P: 21 | R: 1<br>E: 0<br>K: 0<br>S: 9 | H: 2<br>LOB: 1<br>BB: 0<br>P: 13 | R: 0<br>E: 0<br>K: 0<br>S: 7 | H: 1<br>LOB: 1<br>BB: 0<br>P: 13 | R: 3<br>E: 0<br>K: 0<br>S: 16 | H: 4<br>LOB: 1<br>BB: 0<br>P: 25 | R: 1<br>E: 0<br>K: 1<br>S: 9   | H: 1<br>LOB: 0<br>BB: 0<br>P: 14                      | R: 0<br>E: 0<br>K: 2<br>S: 8 | H: 0<br>LOB: 0<br>BB: 0<br>P: 12 | R: 0<br>E: 0<br>K: 0<br>S: 5 | H: 0<br>LOB: 0<br>BB: 0<br>P: 9 | R: 1<br>E: 0<br>K: 0<br>S: 8 | H: 1<br>LOB: 0<br>BB: 0<br>P: 14 | 1B: 5<br>2B: 3<br>3B: 0<br>HR: 2 | SF: 1<br>SAC: 0<br>DP: 0<br>HBP: 0 | WP: 0<br>PB: 0<br>SB: 1<br>CS: 0 | PA: 38 |
| <b>PITCHER</b>  | IP WLS BF H R ER SO BB IBB HBP BLK WP HR S P ERA WHIP |                                  |                               |                                  |                              |                                  |                              |                                  |                               |                                  |  | IP WLS BF H R ER SO BB IBB HBP BLK WP HR S P ERA WHIP |                              |                                  |                              |                                 |                              |                                  |                                  |                                    |                                  |        |
| Jon Garland, R (1, 1)<br>ERA: 2.42                    | 5.2 W 27 9 6 6 2 1 0 0 0 0 0 0 70 107 9.53 1.765      |                                  |                               |                                  |                              |                                  |                              |                                  |                               |                                  |  |   |                              |                                  |                              |                                 |                              |                                  |                                  |                                    |                                  |        |
| Neal Cotts, L (6, 1)<br>ERA: 3.0                      | 2.0 6 0 0 0 2 0 0 0 0 0 0 0 12 19 0.00 0.000          |                                  |                               |                                  |                              |                                  |                              |                                  |                               |                                  |  |   |                              |                                  |                              |                                 |                              |                                  |                                  |                                    |                                  |        |
| Luis Vizcaino, R (8, 1)<br>ERA: 7.36                  | 1.1 5 1 1 1 0 0 0 0 0 0 0 1 10 19 6.75 0.750          |                                  |                               |                                  |                              |                                  |                              |                                  |                               |                                  |  |   |                              |                                  |                              |                                 |                              |                                  |                                  |                                    |                                  |        |



| Batter   | 1   | 2                                | 3                             | 4                                | 5                            | 6                                | 7                             | 8                                | 9                            | AB R H RBI BB SO LOB             | TOP  |   |                                 |                              |                                  |                              |                                  |                              |                                 |                                  |                                    |                                  |
|--|---|----------------------------------|-------------------------------|----------------------------------|------------------------------|----------------------------------|-------------------------------|----------------------------------|------------------------------|----------------------------------|--|---|---------------------------------|------------------------------|----------------------------------|------------------------------|----------------------------------|------------------------------|---------------------------------|----------------------------------|------------------------------------|----------------------------------|
| 22 Scott Podsednik, L (1, 7)<br>OBP: 0.369, SLG: 0.283 | F8  | CS                               | K                             | G4-3                             |                              |                                  | G4-6-3<br>5 1B<br>BB          |                                  | P4                           | 4 0 0 0 1 1 2                    | <b>Chicago White Sox @ Toronto Blue Jays</b><br>Rogers Centre, Toronto, ON<br>Sun May 08 2005, 1:07 PM EDT<br>Att: 20,946 - Sunny - 63 F |   |                                 |                              |                                  |                              |                                  |                              |                                 |                                  |                                    |                                  |
| 5 Juan Uribe, R (1, 6)<br>OBP: 0.316, SLG: 0.446       | HR  |                                  | L7                            |                                  | P4                           |                                  | G4-6-3<br>1B                  | P4                               | 5 1 2 1 0 0 1                |                                  |  |   |                                 |                              |                                  |                              |                                  |                              |                                 |                                  |                                    |                                  |
| Carl Everett, S (1, 10)<br>OBP: 0.317, SLG: 0.435      | CS  |                                  | FC6-4<br>1B                   |                                  | F7                           |                                  | G4-6-3                        |                                  | 4 0 2 0 0 0 2                |                                  |  |   |                                 |                              |                                  |                              |                                  |                              |                                 |                                  |                                    |                                  |
| 14 Paul Konerko, R (1, 3)<br>OBP: 0.310, SLG: 0.468    | K   |                                  | FC6-4<br>1B                   |                                  |                              |                                  | K                             |                                  | 3 0 0 0 1 2 3                |                                  |  |   |                                 |                              |                                  |                              |                                  |                              |                                 |                                  |                                    |                                  |
| Aaron Rowand, R (1, 8)<br>OBP: 0.308, SLG: 0.377       | CS  | 23 HR<br>1B                      |                               | 12 1B<br>24 SF9<br>1B            | K                            |                                  |                               | K                                | 4 2 2 0 0 2 1                |                                  |  |   |                                 |                              |                                  |                              |                                  |                              |                                 |                                  |                                    |                                  |
| 23 Jermaine Dye, R (1, 9)<br>OBP: 0.248, SLG: 0.410    |   | HR                               |                               | K                                |                              | P3                               |                               | F9                               | 4 1 1 2 0 1 1                |                                  |  |   |                                 |                              |                                  |                              |                                  |                              |                                 |                                  |                                    |                                  |
| 12 A.J. Pierzynski, L (1, 2)<br>OBP: 0.337, SLG: 0.383 |   | P6                               |                               | 24 SF9<br>1B                     |                              |                                  |                               | K                                | 3 1 1 0 0 1 0                |                                  |  |   |                                 |                              |                                  |                              |                                  |                              |                                 |                                  |                                    |                                  |
| 24 Joe Crede, R (1, 5)<br>OBP: 0.339, SLG: 0.434       |   |                                  |                               | SF9                              |                              |                                  |                               | F9                               | 2 0 1 1 0 0 1                |                                  |  |   |                                 |                              |                                  |                              |                                  |                              |                                 |                                  |                                    |                                  |
| Pedro Lopez, R (1, 4)<br>OBP: 0.286, SLG: 0.286        |   | F9                               |                               | 2H<br>1B                         |                              |                                  |                               | SH1-4<br>HBP                     | 3 0 1 1 0 1 2                |                                  |  |   |                                 |                              |                                  |                              |                                  |                              |                                 |                                  |                                    |                                  |
| Inning Stats   | R: 1<br>E: 0<br>K: 1<br>S: 13                         | H: 2<br>LOB: 0<br>BB: 0<br>P: 20 | R: 2<br>E: 0<br>K: 0<br>S: 10 | H: 3<br>LOB: 0<br>BB: 0<br>P: 18 | R: 0<br>E: 0<br>K: 1<br>S: 8 | H: 1<br>LOB: 1<br>BB: 0<br>P: 13 | R: 2<br>E: 0<br>K: 1<br>S: 15 | H: 3<br>LOB: 1<br>BB: 0<br>P: 22 | R: 0<br>E: 0<br>K: 1<br>S: 9 | H: 0<br>LOB: 1<br>BB: 1<br>P: 18 |  | R: 0<br>E: 0<br>K: 1<br>S: 6                          | H: 0<br>LOB: 1<br>BB: 0<br>P: 9 | R: 0<br>E: 0<br>K: 1<br>S: 8 | H: 1<br>LOB: 1<br>BB: 1<br>P: 17 | R: 0<br>E: 0<br>K: 2<br>S: 8 | H: 0<br>LOB: 0<br>BB: 0<br>P: 12 | R: 0<br>E: 0<br>K: 0<br>S: 5 | H: 0<br>LOB: 1<br>BB: 0<br>P: 8 | 1B: 8<br>2B: 0<br>3B: 0<br>HR: 2 | SF: 1<br>SAC: 1<br>DP: 1<br>HBP: 2 | WP: 0<br>PB: 0<br>SB: 0<br>CS: 2 |
| PITCHER  | IP WLS BF H R ER SO BB IBB HBP BLK WP HR S P ERA WHIP | PITCHER                          |                               |                                  |                              |                                  |                               |                                  |                              |                                  |  | IP WLS BF H R ER SO BB IBB HBP BLK WP HR S P ERA WHIP |                                 |                              |                                  |                              |                                  |                              |                                 |                                  |                                    |                                  |
| 39 Gustavo Chacin, L (1, 1)<br>ERA: 3.13               | 6.0 L 28 9 5 5 5 2 0 1 0 0 0 2 61 104 7.50 1.833      |                                  |                               |                                  |                              |                                  |                               |                                  |                              |                                  |  |   |                                 |                              |                                  |                              |                                  |                              |                                 |                                  |                                    |                                  |
| Vinnie Chulk, R (7, 1)<br>ERA: 2.97                    | 1.0 3 1 0 0 1 0 0 0 0 0 0 0 8 13 0.00 1.000           |                                  |                               |                                  |                              |                                  |                               |                                  |                              |                                  |  |   |                                 |                              |                                  |                              |                                  |                              |                                 |                                  |                                    |                                  |
| 54 Jason Frasor, R (8, 1)<br>ERA: 3.95                 | 1.1 5 0 0 0 2 0 0 0 1 0 0 0 10 15 0.00 0.000          |                                  |                               |                                  |                              |                                  |                               |                                  |                              |                                  |  |   |                                 |                              |                                  |                              |                                  |                              |                                 |                                  |                                    |                                  |
| Miguel Batista, R (9, 1)<br>ERA: 1.88                  | 0.2 2 0 0 0 0 0 0 0 0 0 0 0 3 5 0.00 0.000            |                                  |                               |                                  |                              |                                  |                               |                                  |                              |                                  |  |   |                                 |                              |                                  |                              |                                  |                              |                                 |                                  |                                    |                                  |

| Batter   | 1   | 2                                | 3                            | 4                                | 5                            | 6                                | 7                             | 8                                | 9                             | AB R H RBI BB SO LOB             | BOTTOM   |   |                              |                                  |                              |                                  |                               |                                  |                                  |                                    |                                  |        |
|--|---|----------------------------------|------------------------------|----------------------------------|------------------------------|----------------------------------|-------------------------------|----------------------------------|-------------------------------|----------------------------------|--|---|------------------------------|----------------------------------|------------------------------|----------------------------------|-------------------------------|----------------------------------|----------------------------------|------------------------------------|----------------------------------|--------|
| 3 Reed Johnson, R (1, 7)<br>OBP: 0.416, SLG: 0.455   | 47 LG<br>1B   |                                  | K                            |                                  | 47 FC3-6<br>2B               |                                  |                               |                                  | L8                            | 5 0 3 0 0 1 2                    | <b>Chicago White Sox @ Toronto Blue Jays</b><br>Rogers Centre, Toronto, ON<br>Sun May 08 2005, 1:07 PM EDT<br>Att: 20,946 - Sunny - 63 F |   |                              |                                  |                              |                                  |                               |                                  |                                  |                                    |                                  |        |
| Frank Menechino, R (1, 10)<br>OBP: 0.325, SLG: 0.182 | 1B  |                                  |                              | K                                | 47 FC3-6<br>BB               |                                  |                               | G1-4-3                           | 3 0 1 0 1 1 1                 |                                  |  |   |                              |                                  |                              |                                  |                               |                                  |                                  |                                    |                                  |        |
| 47 Corey Koskie, L (1, 5)<br>OBP: 0.333, SLG: 0.450  | L6  |                                  |                              | 10 BB<br>15 E<br>1B              | FC3-6<br>G5-4-3              |                                  |                               | K                                | 4 1 1 0 0 1 4                 |                                  |  |   |                              |                                  |                              |                                  |                               |                                  |                                  |                                    |                                  |        |
| Shea Hillenbrand, R (1, 3)<br>OBP: 0.406, SLG: 0.488 | P6  |                                  |                              | 15 E<br>10 BB<br>9 1B<br>1B      | G5-4-3                       |                                  |                               | G6-3                             | 4 1 1 0 0 0 3                 |                                  |  |   |                              |                                  |                              |                                  |                               |                                  |                                  |                                    |                                  |        |
| 10 Vernon Wells, R (1, 8)<br>OBP: 0.257, SLG: 0.341  |   | F8                               |                              | 9 1B<br>15 E<br>FC4-6<br>BB      |                              |                                  |                               | P3                               | 3 1 1 0 1 0 0                 |                                  |  |   |                              |                                  |                              |                                  |                               |                                  |                                  |                                    |                                  |        |
| 15 Alex Rios, R (1, 9)<br>OBP: 0.310, SLG: 0.407     |   | G6-3                             |                              | E6<br>9 1B<br>E                  |                              |                                  |                               | L4-3                             | 4 1 0 1 0 1 3                 |                                  |  |   |                              |                                  |                              |                                  |                               |                                  |                                  |                                    |                                  |        |
| 9 Gregg Zaun, S (1, 2)<br>OBP: 0.389, SLG: 0.451     |   |                                  |                              | 1-2 2-3<br>3-H<br>1B             | FC4-6<br>1B                  |                                  |                               | F7                               | 3 0 1 1 1 1 0                 |                                  |  |   |                              |                                  |                              |                                  |                               |                                  |                                  |                                    |                                  |        |
| John McDonald, R (1, 4)<br>OBP: 0.333, SLG: 0.353    |   |                                  |                              | 8 G6-3<br>1B                     | FC4-6                        |                                  |                               | F8                               | 4 0 1 1 0 0 2                 |                                  |  |   |                              |                                  |                              |                                  |                               |                                  |                                  |                                    |                                  |        |
| 8 Russ Adams, L (1, 6)<br>OBP: 0.321, SLG: 0.455     |   |                                  |                              | G6-3                             | G6-3                         |                                  |                               | G4-3                             | 3 0 0 0 0 0 2                 |                                  |  |   |                              |                                  |                              |                                  |                               |                                  |                                  |                                    |                                  |        |
| Orlando Hudson, S (8, PH)<br>OBP: 0.328, SLG: 0.368  |   |                                  |                              | G6-3                             | G6-3                         |                                  |                               | G4-3                             | 1 0 1 0 0 0 0                 |                                  |  |   |                              |                                  |                              |                                  |                               |                                  |                                  |                                    |                                  |        |
| Inning Stats   | R: 0<br>E: 0<br>K: 0<br>S: 9                          | H: 2<br>LOB: 1<br>BB: 0<br>P: 14 | R: 0<br>E: 0<br>K: 1<br>S: 7 | H: 0<br>LOB: 0<br>BB: 0<br>P: 10 | R: 0<br>E: 0<br>K: 1<br>S: 9 | H: 1<br>LOB: 0<br>BB: 0<br>P: 15 | R: 4<br>E: 2<br>K: 1<br>S: 15 | H: 3<br>LOB: 1<br>BB: 1<br>P: 24 | R: 0<br>E: 0<br>K: 0<br>S: 12 | H: 1<br>LOB: 1<br>BB: 1<br>P: 18 | R: 0<br>E: 0<br>K: 0<br>S: 5   | H: 1<br>LOB: 0<br>BB: 0<br>P: 8                       | R: 0<br>E: 0<br>K: 1<br>S: 7 | H: 1<br>LOB: 1<br>BB: 0<br>P: 10 | R: 0<br>E: 0<br>K: 1<br>S: 9 | H: 0<br>LOB: 0<br>BB: 0<br>P: 13 | R: 0<br>E: 0<br>K: 1<br>S: 12 | H: 1<br>LOB: 2<br>BB: 1<br>P: 22 | 1B: 8<br>2B: 4<br>3B: 0<br>HR: 0 | SF: 0<br>SAC: 0<br>DP: 4<br>HBP: 0 | WP: 0<br>PB: 0<br>SB: 0<br>CS: 0 | PA: 37 |
| PITCHER  | IP WLS BF H R ER SO BB IBB HBP BLK WP HR S P ERA WHIP | PITCHER                          |                              |                                  |                              |                                  |                               |                                  |                               |                                  |  | IP WLS BF H R ER SO BB IBB HBP BLK WP HR S P ERA WHIP |                              |                                  |                              |                                  |                               |                                  |                                  |                                    |                                  |        |
| 56 Mark Buehrle, L (1, 1)<br>ERA: 3.78               | 7.1 W 30 9 4 2 4 2 0 0 0 0 0 0 0 68 105 2.46 1.500    |                                  |                              |                                  |                              |                                  |                               |                                  |                               |                                  |  |   |                              |                                  |                              |                                  |                               |                                  |                                  |                                    |                                  |        |
| Dustin Hermanson, R (8, 1)<br>ERA:                   | 1.0 H 3 0 0 0 1 0 0 0 0 0 0 0 8 13 0.00 0.000         |                                  |                              |                                  |                              |                                  |                               |                                  |                               |                                  |  |   |                              |                                  |                              |                                  |                               |                                  |                                  |                                    |                                  |        |
| Damaso Marte, L (9, 1)<br>ERA: 2.03                  | 0.2 S 4 1 0 0 0 1 0 0 0 0 0 0 9 16 0.00 3.000         |                                  |                              |                                  |                              |                                  |                               |                                  |                               |                                  |  |   |                              |                                  |                              |                                  |                               |                                  |                                  |                                    |                                  |        |

|     |    |
|-----|----|
| AB  | 32 |
| R   | 5  |
| H   | 10 |
| RBI | 5  |
| BB  | 2  |
| SO  | 8  |
| LOB | 13 |




|     |    |
|-----|----|
| AB  | 34 |
| R   | 4  |
| H   | 10 |
| RBI | 3  |
| BB  | 3  |
| SO  | 5  |
| LOB | 17 |










| Batter   | 1  | 2                               | 3                            | 4                                | 5                            | 6                                | 7                            | 8                               | 9                            | AB                               | R                             | H                                | RBI                           | BB                               | SO                           | LOB                             | TOP   |                                    |                                  |        |
|--|--|---------------------------------|------------------------------|----------------------------------|------------------------------|----------------------------------|------------------------------|---------------------------------|------------------------------|----------------------------------|-------------------------------|----------------------------------|-------------------------------|----------------------------------|------------------------------|---------------------------------|---|------------------------------------|----------------------------------|--------|
| 9 David DeJesus, L (1, 8)<br>OBP: 0.323, SLG: 0.377      | G6-3   |                                 | 1B                           |                                  |                              | SH1-3                            |                              | G1-3                            |                              | 3                                | 0                             | 1                                | 0                             | 0                                | 0                            | 1                               | <b>Kansas City Royals @ Toronto Blue Jays</b><br>Rogers Centre, Toronto, ON<br>Tue May 10 2005, 7:07 PM EDT<br>Att: 20,123 - Clear - 68 F<br><a href="http://livebaseballscorecards.com">livebaseballscorecards.com</a> |                                    |                                  |        |
| 4 Angel Berroa, R (1, 6)<br>OBP: 0.271, SLG: 0.341       | G1-3   |                                 | G4-3                         |                                  |                              | K                                |                              |                                 | 2B<br>29 F8-6                | 4                                | 0                             | 1                                | 0                             | 0                                | 1                            | 2                               |   |                                    |                                  |        |
| 29 Mike Sweeney, R (1, 3)<br>OBP: 0.380, SLG: 0.628      | HR   |                                 |                              |                                  | F8                           | 2-1                              | K                            |                                 | F8-6                         | 4                                | 1                             | 1                                | 1                             | 0                                | 1                            | 1                               |   |                                    |                                  |        |
| Matt Stairs, L (1, 10)<br>OBP: 0.345, SLG: 0.466         | F7   |                                 |                              |                                  | K                            |                                  |                              |                                 | 2-2                          | 4                                | 0                             | 2                                | 0                             | 0                                | 1                            | 0                               |   |                                    |                                  |        |
| Terrence Long, L (1, 7)<br>OBP: 0.236, SLG: 0.306        |  | G1-3                            |                              | G4-3                             |                              |                                  | FC3-6                        |                                 | F7                           | 4                                | 0                             | 0                                | 0                             | 0                                | 0                            | 2                               |   |                                    |                                  |        |
| Emil Brown, R (1, 9)<br>OBP: 0.305, SLG: 0.361           |  |                                 | 24 G6-4-3                    |                                  | L6                           |                                  |                              |                                 |                              | 3                                | 0                             | 1                                | 0                             | 0                                | 1                            | 1                               |   |                                    |                                  |        |
| 24 Mark Teahen, L (1, 5)<br>OBP: 0.325, SLG: 0.361       |  |                                 | G6-4-3                       |                                  | G4-3                         |                                  |                              |                                 |                              | 3                                | 0                             | 1                                | 0                             | 0                                | 0                            | 1                               |   |                                    |                                  |        |
| 14 John Buck, R (1, 2)<br>OBP: 0.209, SLG: 0.256         |  |                                 |                              | K                                |                              | G6-3                             |                              |                                 | 2B<br>G4-3                   | 3                                | 0                             | 0                                | 0                             | 0                                | 1                            | 1                               |   |                                    |                                  |        |
| Ruben Gotay, S (1, 4)<br>OBP: 0.235, SLG: 0.289          |  |                                 | G6-3                         |                                  |                              | E1<br>SH1-3<br>29<br>2-1         |                              | G4-3                            |                              | 3                                | 0                             | 1                                | 0                             | 0                                | 0                            | 1                               |    |                                    |                                  |        |
| <b>Inning Stats</b>                                      | R: 1<br>E: 0<br>K: 0<br>S: 5   | H: 1<br>LOB: 0<br>BB: 0<br>P: 7 | R: 0<br>E: 0<br>K: 0<br>S: 5 | H: 1<br>LOB: 0<br>BB: 0<br>P: 10 | R: 0<br>E: 0<br>K: 1<br>S: 9 | H: 1<br>LOB: 1<br>BB: 0<br>P: 11 | R: 0<br>E: 0<br>K: 1<br>S: 7 | H: 0<br>LOB: 0<br>BB: 0<br>P: 9 | R: 0<br>E: 0<br>K: 0<br>S: 5 | H: 1<br>LOB: 1<br>BB: 0<br>P: 10 | R: 0<br>E: 0<br>K: 2<br>S: 11 | H: 1<br>LOB: 1<br>BB: 0<br>P: 18 | R: 0<br>E: 0<br>K: 0<br>S: 10 | H: 1<br>LOB: 1<br>BB: 0<br>P: 16 | R: 0<br>E: 0<br>K: 0<br>S: 6 | H: 2<br>LOB: 1<br>BB: 0<br>P: 7 | 1B: 5<br>2B: 3<br>3B: 0<br>HR: 1  | SF: 0<br>SAC: 1<br>DP: 2<br>HBP: 0 | WP: 0<br>PB: 0<br>SB: 0<br>CS: 0 | PA: 32 |
| <b>PITCHER</b><br>32 Roy Halladay, R (1, 1)<br>ERA: 3.38 | IP: 9.0<br>WLS: W<br>BF: 33<br>H: 8<br>R: 1<br>ER: 1<br>SO: 5<br>BB: 0<br>IBB: 0<br>HBP: 0<br>BLK: 0<br>WP: 0<br>HR: 1<br>S: 63<br>P: 97<br>ERA: 1.00<br>WHIP: 0.889 |                                 |                              |                                  |                              |                                  |                              |                                 |                              |                                  |                               |                                  |                               |                                  |                              | <b>PITCHER</b>                  |   |                                    |                                  |        |

| Batter   | 1  | 2                                | 3                             | 4                                | 5                             | 6                                | 7                            | 8                               | 9                            | AB                              | R                            | H                                | RBI                          | BB                               | SO                           | LOB                             | BOTTOM  |                                    |                                  |        |
|--|--|----------------------------------|-------------------------------|----------------------------------|-------------------------------|----------------------------------|------------------------------|---------------------------------|------------------------------|---------------------------------|------------------------------|----------------------------------|------------------------------|----------------------------------|------------------------------|---------------------------------|---|------------------------------------|----------------------------------|--------|
| Orlando Hudson, S (1, 4)<br>OBP: 0.321, SLG: 0.361       | L1   | F7                               |                               | K                                |                               |                                  | F7                           |                                 |                              | 4                               | 0                            | 0                                | 0                            | 0                                | 1                            | 2                               | <b>Kansas City Royals @ Toronto Blue Jays</b><br>Rogers Centre, Toronto, ON<br>Tue May 10 2005, 7:07 PM EDT<br>Att: 20,123 - Clear - 68 F<br><a href="http://livebaseballscorecards.com">livebaseballscorecards.com</a> |                                    |                                  |        |
| Frank Catalanotto, L (1, 7)<br>OBP: 0.347, SLG: 0.418    | P5   |                                  |                               |                                  |                               | F7                               |                              |                                 | G6-3                         | 3                               | 1                            | 1                                | 0                            | 0                                | 0                            | 0                               |   |                                    |                                  |        |
| 3 Reed Johnson, R (8, 7)<br>OBP: 0.405, SLG: 0.441       |  |                                  | 47 G1-3                       |                                  |                               |                                  |                              |                                 |                              | 1                               | 0                            | 0                                | 0                            | 0                                | 0                            | 0                               |   |                                    |                                  |        |
| 47 Corey Koskie, L (1, 10)<br>OBP: 0.321, SLG: 0.425     |  |                                  | G1-3                          |                                  | F9                            |                                  |                              |                                 | F9                           | 3                               | 0                            | 0                                | 0                            | 1                                | 0                            | 1                               |   |                                    |                                  |        |
| Shea Hillenbrand, R (1, 5)<br>OBP: 0.397, SLG: 0.496     |  |                                  |                               |                                  | G6-3                          |                                  |                              |                                 | L7                           | 4                               | 1                            | 1                                | 2                            | 0                                | 1                            | 1                               |   |                                    |                                  |        |
| Eric Hinske, L (1, 3)<br>OBP: 0.357, SLG: 0.464          |  |                                  |                               |                                  |                               | L3                               |                              |                                 |                              | 3                               | 1                            | 2                                | 0                            | 0                                | 0                            | 0                               |   |                                    |                                  |        |
| 10 Vernon Wells, R (1, 8)<br>OBP: 0.259, SLG: 0.338      |  |                                  |                               |                                  |                               | G6-3                             |                              |                                 |                              | 3                               | 0                            | 0                                | 0                            | 0                                | 0                            | 2                               |   |                                    |                                  |        |
| 15 Alex Rios, R (1, 9)<br>OBP: 0.317, SLG: 0.404         |  |                                  |                               |                                  |                               | P3                               |                              |                                 |                              | 3                               | 0                            | 1                                | 0                            | 0                                | 0                            | 1                               |   |                                    |                                  |        |
| 8 Russ Adams, L (1, 6)<br>OBP: 0.319, SLG: 0.458         |  |                                  |                               |                                  | F7                            |                                  |                              |                                 | F9                           | 2                               | 0                            | 0                                | 0                            | 1                                | 0                            | 0                               |   |                                    |                                  |        |
| Ken Huckaby, R (1, 2)<br>OBP: 0.385, SLG: 0.364          |  |                                  |                               |                                  | G1-5-3                        |                                  |                              |                                 | G6-3                         | 3                               | 0                            | 1                                | 1                            | 0                                | 0                            | 0                               |    |                                    |                                  |        |
| <b>Inning Stats</b>                                      | R: 0<br>E: 0<br>K: 1<br>S: 7   | H: 0<br>LOB: 1<br>BB: 1<br>P: 14 | R: 1<br>E: 0<br>K: 0<br>S: 12 | H: 2<br>LOB: 2<br>BB: 1<br>P: 21 | R: 2<br>E: 0<br>K: 0<br>S: 11 | H: 4<br>LOB: 2<br>BB: 0<br>P: 16 | R: 0<br>E: 0<br>K: 1<br>S: 6 | H: 0<br>LOB: 0<br>BB: 0<br>P: 6 | R: 0<br>E: 0<br>K: 0<br>S: 6 | H: 0<br>LOB: 0<br>BB: 0<br>P: 6 | R: 0<br>E: 0<br>K: 0<br>S: 8 | H: 0<br>LOB: 0<br>BB: 0<br>P: 13 | R: 0<br>E: 0<br>K: 0<br>S: 7 | H: 0<br>LOB: 0<br>BB: 0<br>P: 13 | R: 0<br>E: 0<br>K: 0<br>S: 4 | H: 0<br>LOB: 0<br>BB: 0<br>P: 7 | 1B: 4<br>2B: 0<br>3B: 1<br>HR: 1  | SF: 0<br>SAC: 0<br>DP: 0<br>HBP: 0 | WP: 0<br>PB: 0<br>SB: 0<br>CS: 0 | PA: 31 |
| <b>PITCHER</b><br>23 Zack Greinke, R (1, 1)<br>ERA: 3.38 | IP: 8.0<br>WLS: L<br>BF: 31<br>H: 6<br>R: 3<br>ER: 3<br>SO: 2<br>BB: 2<br>IBB: 0<br>HBP: 0<br>BLK: 0<br>WP: 0<br>HR: 1<br>S: 61<br>P: 96<br>ERA: 3.38<br>WHIP: 1.000 |                                  |                               |                                  |                               |                                  |                              |                                 |                              |                                 |                              |                                  |                              |                                  |                              | <b>PITCHER</b>                  |   |                                    |                                  |        |







| Batter  | 1                             | 2                                | 3                             | 4                                | 5                            | 6                                | 7                             | 8                                | 9                            | AB                               | R                            | H                                | RBI                          | BB                               | SO                            | LOB                              | TOP   |                                 |                                  |                                    |                                  |        |  |  |  |  |  |
|---|-------------------------------|----------------------------------|-------------------------------|----------------------------------|------------------------------|----------------------------------|-------------------------------|----------------------------------|------------------------------|----------------------------------|------------------------------|----------------------------------|------------------------------|----------------------------------|-------------------------------|----------------------------------|---|---------------------------------|----------------------------------|------------------------------------|----------------------------------|--------|--|--|--|--|--|
| Orlando Hudson, S<br>OBP: 0.333, SLG: 0.359   | 1-3<br>K                      |                                  | 0-0<br>F7                     |                                  | 3-2<br>F7                    |                                  |                               | 1-0<br>L4                        |                              | 4                                | 0                            | 0                                | 0                            | 0                                | 1                             | 1                                | Toronto Blue Jays @ Cleveland Indians<br>Jacobs Field, Cleveland, OH<br>Fri May 13 2005, 7:05 PM EDT<br>Att: 19,637 - Cloudy - 78 F |                                 |                                  |                                    |                                  |        |  |  |  |  |  |
| Frank Catalanotto, L<br>OBP: 0.336, SLG: 0.452<br>3 Reed Johnson, R<br>OBP: 0.399, SLG: 0.444 | 1-3<br>K                      |                                  | 1-0<br>FC3-6                  |                                  | 1-1<br>F7                    |                                  |                               | 2-2<br>2B                        |                              | 3                                | 0                            | 0                                | 0                            | 0                                | 1                             | 1                                |   |                                 |                                  |                                    |                                  |        |  |  |  |  |  |
| 47 Corey Koskie, L<br>OBP: 0.315, SLG: 0.441  | 2-3<br>K                      |                                  | 1-3<br>K                      |                                  | 0-0<br>F8                    |                                  |                               | 0-3<br>K                         |                              | 4                                | 0                            | 0                                | 0                            | 0                                | 3                             | 2                                |   |                                 |                                  |                                    |                                  |        |  |  |  |  |  |
| Shea Hillenbrand, R<br>OBP: 0.419, SLG: 0.525   |                               | 0-2<br>2B                        |                               | 4-2<br>10 HR<br>G4-3             |                              | 2-2<br>G3-1                      |                               | 0-1<br>F9                        |                              | 3                                | 2                            | 1                                | 0                            | 1                                | 0                             | 1                                |   |                                 |                                  |                                    |                                  |        |  |  |  |  |  |
| Eric Hinske, L<br>OBP: 0.363, SLG: 0.475  |                               | 3-2<br>10 PB<br>10 G6-3          |                               | 1-0<br>F7                        |                              | 2-3<br>K                         |                               | 0-1<br>L9                        |                              | 4                                | 1                            | 1                                | 1                            | 0                                | 1                             | 1                                |   |                                 |                                  |                                    |                                  |        |  |  |  |  |  |
| 10 Vernon Wells, R<br>OBP: 0.263, SLG: 0.333  |                               | 1-2<br>G6-3                      |                               | 0-0<br>G4-3                      |                              | 0-0<br>G6-3                      |                               | 2-0<br>F7                        |                              | 4                                | 0                            | 0                                | 1                            | 0                                | 0                             | 1                                |   |                                 |                                  |                                    |                                  |        |  |  |  |  |  |
| 15 Alex Rios, R<br>OBP: 0.318, SLG: 0.426   |                               | 1-3<br>K                         |                               | 1-1<br>HR                        |                              | 2-1<br>G6-3                      |                               | 1-0<br>G5-3                      |                              | 4                                | 1                            | 1                                | 2                            | 0                                | 1                             | 0                                |   |                                 |                                  |                                    |                                  |        |  |  |  |  |  |
| John McDonald, R<br>OBP: 0.341, SLG: 0.342  |                               | 2-2<br>L1                        |                               | 0-0<br>1B                        |                              | 3-2<br>F9                        |                               |                                  |                              | 3                                | 0                            | 1                                | 0                            | 0                                | 0                             | 0                                |   |                                 |                                  |                                    |                                  |        |  |  |  |  |  |
| Ken Huckaby, R<br>OBP: 0.300, SLG: 0.235  |                               |                                  | 3-2<br>E3                     |                                  | 0-3<br>K2-3                  |                                  | 1-1<br>G5-3                   |                                  |                              | 3                                | 0                            | 0                                | 0                            | 0                                | 1                             | 1                                |   |                                 |                                  |                                    |                                  |        |  |  |  |  |  |
| <b>Inning Stats</b>   | R: 0<br>E: 0<br>K: 3<br>S: 10 | H: 0<br>LOB: 0<br>BB: 0<br>P: 14 | R: 2<br>E: 0<br>K: 1<br>S: 16 | H: 2<br>LOB: 0<br>BB: 0<br>P: 23 | R: 0<br>E: 1<br>K: 1<br>S: 9 | H: 0<br>LOB: 1<br>BB: 0<br>P: 14 | R: 2<br>E: 0<br>K: 1<br>S: 12 | H: 2<br>LOB: 1<br>BB: 1<br>P: 18 | R: 0<br>E: 0<br>K: 0<br>S: 6 | H: 0<br>LOB: 0<br>BB: 0<br>P: 10 | R: 0<br>E: 0<br>K: 1<br>S: 8 | H: 0<br>LOB: 0<br>BB: 0<br>P: 12 | R: 0<br>E: 0<br>K: 0<br>S: 8 | H: 0<br>LOB: 0<br>BB: 0<br>P: 14 | R: 0<br>E: 0<br>K: 1<br>S: 10 | H: 1<br>LOB: 1<br>BB: 0<br>P: 13 | R: 0<br>E: 0<br>K: 0<br>S: 4  | H: 0<br>LOB: 0<br>BB: 0<br>P: 7 | 1B: 2<br>2B: 2<br>3B: 0<br>HR: 1 | SF: 0<br>SAC: 0<br>DP: 0<br>HBP: 0 | WP: 0<br>PB: 1<br>SB: 1<br>CS: 0 | PA: 34 |  |  |  |  |  |
| <b>PITCHER</b>  | IP                            | WLS                              | BF                            | H                                | R                            | ER                               | SO                            | BB                               | IBB                          | HBP                              | BLK                          | WP                               | HR                           | S                                | P                             | ERA                              | WHIP  |                                 |                                  |                                    |                                  |        |  |  |  |  |  |
| 37 Jake Westbrook, R<br>ERA: 6.53   | 3.2                           |                                  | 15                            | 2                                | 3                            | 2                                | 5                             | 1                                | 0                            | 0                                | 0                            | 0                                | 0                            | 41                               | 62                            | 4.91                             | 0.818   |                                 |                                  |                                    |                                  |        |  |  |  |  |  |
| Jason Davis, R<br>ERA: 5.55   | 2.1                           | W                                | 9                             | 2                                | 1                            | 1                                | 2                             | 0                                | 0                            | 0                                | 0                            | 0                                | 1                            | 20                               | 29                            | 3.86                             | 0.857   |                                 |                                  |                                    |                                  |        |  |  |  |  |  |
| Bob Howry, R<br>ERA: 3.14   | 1.0                           | H                                | 3                             | 0                                | 0                            | 0                                | 0                             | 0                                | 0                            | 0                                | 0                            | 0                                | 0                            | 8                                | 14                            | 0.00                             | 0.000   |                                 |                                  |                                    |                                  |        |  |  |  |  |  |
| Arthur Rhodes, L<br>ERA: 1.04   | 1.0                           | H                                | 4                             | 1                                | 0                            | 0                                | 1                             | 0                                | 0                            | 0                                | 0                            | 0                                | 0                            | 10                               | 13                            | 0.00                             | 1.000   |                                 |                                  |                                    |                                  |        |  |  |  |  |  |
| Bob Wickman, R<br>ERA: 4.05   | 1.0                           | S                                | 3                             | 0                                | 0                            | 0                                | 0                             | 0                                | 0                            | 0                                | 0                            | 0                                | 0                            | 4                                | 7                             | 0.00                             | 0.000   |                                 |                                  |                                    |                                  |        |  |  |  |  |  |

| Batter  | 1                             | 2                                | 3                             | 4                                | 5                            | 6                                | 7                             | 8                                | 9                             | AB                               | R                             | H                                | RBI                          | BB                              | SO                           | LOB                              | BOTTOM  |                                    |                                  |        |  |  |  |  |  |  |  |
|---|-------------------------------|----------------------------------|-------------------------------|----------------------------------|------------------------------|----------------------------------|-------------------------------|----------------------------------|-------------------------------|----------------------------------|-------------------------------|----------------------------------|------------------------------|---------------------------------|------------------------------|----------------------------------|---|------------------------------------|----------------------------------|--------|--|--|--|--|--|--|--|
| Ronnie Belliard, R<br>OBP: 0.294, SLG: 0.450    | 2-1<br>P4                     |                                  | 4-2<br>FC5-4                  |                                  | 1-2<br>F7                    |                                  |                               | 1-0<br>G4-3                      |                               | 4                                | 0                             | 0                                | 0                            | 1                               | 0                            | 2                                | Toronto Blue Jays @ Cleveland Indians<br>Jacobs Field, Cleveland, OH<br>Fri May 13 2005, 7:05 PM EDT<br>Att: 19,637 - Cloudy - 78 F |                                    |                                  |        |  |  |  |  |  |  |  |
| Casey Blake, R<br>OBP: 0.296, SLG: 0.398        | 4-1<br>BB                     |                                  | 3-2<br>FC5-4                  |                                  | 2-1<br>2B                    |                                  |                               | 3-3<br>K                         |                               | 3                                | 2                             | 1                                | 0                            | 1                               | 1                            | 2                                |   |                                    |                                  |        |  |  |  |  |  |  |  |
| 41 Victor Martinez, S<br>OBP: 0.289, SLG: 0.322 | 1-2<br>BB                     |                                  | 1-1<br>L5                     |                                  | 0-1<br>G6-3                  |                                  |                               | 1-0<br>P4                        |                               | 4                                | 1                             | 1                                | 0                            | 0                               | 0                            | 2                                |   |                                    |                                  |        |  |  |  |  |  |  |  |
| José Hernández, R<br>OBP: 0.259, SLG: 0.304     | 2-3<br>K                      |                                  | 1-2<br>1B                     |                                  | 1-1<br>F8                    |                                  |                               | 0-3<br>K                         |                               | 4                                | 0                             | 1                                | 1                            | 0                               | 2                            | 2                                |   |                                    |                                  |        |  |  |  |  |  |  |  |
| Ryan Ludwick, R<br>OBP: 0.324, SLG: 0.500       | 4-1<br>BB                     |                                  | 1-1<br>F7                     |                                  | 1-1<br>HR                    |                                  |                               | 0-1<br>2B                        |                               | 3                                | 2                             | 2                                | 1                            | 1                               | 0                            | 1                                |   |                                    |                                  |        |  |  |  |  |  |  |  |
| Coco Crisp, S<br>OBP: 0.338, SLG: 0.424         | 4-2<br>2B                     |                                  | 3-2<br>F8                     |                                  | 1-2<br>G5-3                  |                                  |                               | 0-0<br>2B                        |                               | 3                                | 1                             | 1                                | 1                            | 1                               | 0                            | 0                                |   |                                    |                                  |        |  |  |  |  |  |  |  |
| Ben Broussard, L<br>OBP: 0.333, SLG: 0.458      | 3-2<br>2B                     |                                  | 0-0<br>G4-3                   |                                  | 1-3<br>K                     |                                  |                               | 0-0<br>F7                        |                               | 4                                | 0                             | 1                                | 3                            | 0                               | 1                            | 2                                |   |                                    |                                  |        |  |  |  |  |  |  |  |
| 2 Jhonny Peralta, R<br>OBP: 0.329, SLG: 0.526   | 4-2<br>BB                     |                                  | 0-2<br>G6-3                   |                                  | 0-2<br>G1-3                  |                                  |                               | 1-1<br>P4                        |                               | 3                                | 0                             | 1                                | 0                            | 1                               | 0                            | 0                                |   |                                    |                                  |        |  |  |  |  |  |  |  |
| 24 Grady Sizemore, L<br>OBP: 0.305, SLG: 0.429  | 2-1<br>L6                     |                                  | 2-3<br>K                      |                                  | 4-2<br>G1-3                  |                                  |                               | 3-2<br>F7                        |                               | 3                                | 0                             | 0                                | 0                            | 1                               | 1                            | 2                                |   |                                    |                                  |        |  |  |  |  |  |  |  |
| <b>Inning Stats</b>                             | R: 4<br>E: 0<br>K: 1<br>S: 21 | H: 2<br>LOB: 2<br>BB: 4<br>P: 47 | R: 1<br>E: 0<br>K: 0<br>S: 13 | H: 1<br>LOB: 1<br>BB: 1<br>P: 23 | R: 0<br>E: 0<br>K: 0<br>S: 8 | H: 0<br>LOB: 0<br>BB: 0<br>P: 11 | R: 0<br>E: 0<br>K: 1<br>S: 12 | H: 1<br>LOB: 0<br>BB: 0<br>P: 17 | R: 1<br>E: 0<br>K: 1<br>S: 10 | H: 1<br>LOB: 0<br>BB: 0<br>P: 14 | R: 0<br>E: 0<br>K: 1<br>S: 12 | H: 1<br>LOB: 1<br>BB: 1<br>P: 22 | R: 0<br>E: 0<br>K: 1<br>S: 8 | H: 2<br>LOB: 2<br>BB: 0<br>P: 9 | R: 0<br>E: 0<br>K: 0<br>S: 6 | H: 0<br>LOB: 0<br>BB: 0<br>P: 11 | 1B: 4<br>2B: 3<br>3B: 0<br>HR: 1  | SF: 0<br>SAC: 0<br>DP: 0<br>HBP: 0 | WP: 1<br>PB: 0<br>SB: 0<br>CS: 0 | PA: 37 |  |  |  |  |  |  |  |
| <b>PITCHER</b>                                  | IP                            | WLS                              | BF                            | H                                | R                            | ER                               | SO                            | BB                               | IBB                           | HBP                              | BLK                           | WP                               | HR                           | S                               | P                            | ERA                              | WHIP  |                                    |                                  |        |  |  |  |  |  |  |  |
| Ted Lilly, L<br>ERA: 10.41                      | 1.2                           | L                                | 13                            | 3                                | 5                            | 5                                | 1                             | 5                                | 0                             | 0                                | 0                             | 0                                | 0                            | 32                              | 67                           | 27.00                            | 4.800   |                                    |                                  |        |  |  |  |  |  |  |  |
| Justin Speier, R<br>ERA: 5.4                    | 1.1                           |                                  | 4                             | 0                                | 0                            | 0                                | 0                             | 0                                | 0                             | 0                                | 0                             | 0                                | 0                            | 10                              | 14                           | 0.00                             | 0.000   |                                    |                                  |        |  |  |  |  |  |  |  |
| 37 Scott Downs, L<br>ERA: 4.5                   | 2.0                           |                                  | 8                             | 2                                | 1                            | 1                                | 2                             | 0                                | 0                             | 0                                | 0                             | 0                                | 1                            | 22                              | 31                           | 4.50                             | 1.000   |                                    |                                  |        |  |  |  |  |  |  |  |
| Vinnie Chulk, R<br>ERA: 2.89                    | 1.2                           |                                  | 7                             | 2                                | 0                            | 0                                | 2                             | 1                                | 0                             | 0                                | 0                             | 0                                | 0                            | 18                              | 29                           | 0.00                             | 1.800   |                                    |                                  |        |  |  |  |  |  |  |  |
| Scott Schoeneweis, L<br>ERA: 5.17               | 1.1                           |                                  | 5                             | 1                                | 0                            | 0                                | 0                             | 0                                | 0                             | 0                                | 0                             | 0                                | 0                            | 8                               | 13                           | 0.00                             | 0.750   |                                    |                                  |        |  |  |  |  |  |  |  |

|     |    |
|-----|----|
| AB  | 33 |
| R   | 4  |
| H   | 5  |
| RBI | 4  |
| BB  | 1  |
| SO  | 8  |
| LOB | 8  |



|     |    |
|-----|----|
| AB  | 31 |
| R   | 6  |
| H   | 8  |
| RBI | 6  |
| BB  | 6  |
| SO  | 5  |
| LOB | 13 |









| Batter  | 1                             | 2                                | 3                             | 4                                | 5                             | 6                                | 7                            | 8                                | 9                            | AB                              | R                            | H                                | RBI                          | BB                              | SO                            | LOB                              | TOP  |                              |                                  |                                  |                                    |                                  |        |  |  |  |  |  |
|---|-------------------------------|----------------------------------|-------------------------------|----------------------------------|-------------------------------|----------------------------------|------------------------------|----------------------------------|------------------------------|---------------------------------|------------------------------|----------------------------------|------------------------------|---------------------------------|-------------------------------|----------------------------------|--|------------------------------|----------------------------------|----------------------------------|------------------------------------|----------------------------------|--------|--|--|--|--|--|
| 15 Alex Rios, R<br>OBP: 0.343, SLG: 0.461     | G5-3                          |                                  | HR                            |                                  | G4-6-3                        |                                  |                              | FC3-6<br>BB                      |                              | 3                               | 1                            | 2                                | 1                            | 1                               | 0                             | 0                                | Toronto Blue Jays @ Cleveland Indians<br>Jacobs Field, Cleveland, OH<br>Sun May 15 2005, 1:05 PM EDT<br>Att: 23,446 - Partly Cloudy - 58 F |                              |                                  |                                  |                                    |                                  |        |  |  |  |  |  |
| 3 Reed Johnson, R<br>OBP: 0.375, SLG: 0.416   | G6-3                          |                                  | G4-3                          |                                  | G4-6-3                        |                                  |                              | FC3-6<br>HBP<br>10 HR            |                              | 4                               | 1                            | 0                                | 0                            | 0                               | 0                             | 3                                |  |                              |                                  |                                  |                                    |                                  |        |  |  |  |  |  |
| Shea Hillenbrand, R<br>OBP: 0.399, SLG: 0.497 | P1                            |                                  | F8                            |                                  |                               | L4                               |                              | L9                               |                              | 4                               | 0                            | 0                                | 0                            | 0                               | 0                             | 1                                |  |                              |                                  |                                  |                                    |                                  |        |  |  |  |  |  |
| Frank Menechino, R<br>OBP: 0.333, SLG: 0.167  |                               |                                  |                               |                                  |                               | G6-3                             |                              | 10 HR<br>HBP                     |                              | 2                               | 2                            | 0                                | 0                            | 1                               | 1                             | 0                                |  |                              |                                  |                                  |                                    |                                  |        |  |  |  |  |  |
| 10 Vernon Wells, R<br>OBP: 0.269, SLG: 0.352  |                               |                                  |                               |                                  |                               |                                  |                              |                                  |                              | 4                               | 1                            | 2                                | 3                            | 0                               | 1                             | 1                                |  |                              |                                  |                                  |                                    |                                  |        |  |  |  |  |  |
| Orlando Hudson, S<br>OBP: 0.333, SLG: 0.365   |                               |                                  |                               |                                  |                               |                                  |                              |                                  |                              | 4                               | 0                            | 1                                | 0                            | 0                               | 0                             | 2                                |  |                              |                                  |                                  |                                    |                                  |        |  |  |  |  |  |
| Eric Hinske, L<br>OBP: 0.350, SLG: 0.452      |                               |                                  |                               |                                  |                               |                                  |                              |                                  |                              | 4                               | 0                            | 0                                | 0                            | 0                               | 3                             | 3                                |  |                              |                                  |                                  |                                    |                                  |        |  |  |  |  |  |
| John McDonald, R<br>OBP: 0.356, SLG: 0.357    |                               |                                  |                               |                                  |                               |                                  |                              |                                  |                              | 4                               | 0                            | 2                                | 1                            | 0                               | 0                             | 0                                |  |                              |                                  |                                  |                                    |                                  |        |  |  |  |  |  |
| Ken Huckaby, R<br>OBP: 0.259, SLG: 0.208      |                               |                                  |                               |                                  |                               |                                  |                              |                                  |                              | 4                               | 0                            | 1                                | 0                            | 0                               | 1                             | 4                                |  |                              |                                  |                                  |                                    |                                  |        |  |  |  |  |  |
| Inning Stats                                  | R: 0<br>E: 0<br>K: 0<br>S: 11 | H: 0<br>LOB: 0<br>BB: 0<br>P: 15 | R: 1<br>E: 1<br>K: 2<br>S: 14 | H: 1<br>LOB: 2<br>BB: 1<br>P: 24 | R: 1<br>E: 0<br>K: 1<br>S: 11 | H: 1<br>LOB: 0<br>BB: 0<br>P: 14 | R: 0<br>E: 0<br>K: 2<br>S: 8 | H: 0<br>LOB: 0<br>BB: 0<br>P: 11 | R: 0<br>E: 0<br>K: 0<br>S: 6 | H: 2<br>LOB: 1<br>BB: 0<br>P: 9 | R: 0<br>E: 0<br>K: 0<br>S: 8 | H: 1<br>LOB: 0<br>BB: 0<br>P: 10 | R: 0<br>E: 0<br>K: 0<br>S: 7 | H: 2<br>LOB: 1<br>BB: 0<br>P: 9 | R: 3<br>E: 0<br>K: 0<br>S: 14 | H: 1<br>LOB: 0<br>BB: 1<br>P: 25 |  | R: 0<br>E: 0<br>K: 1<br>S: 9 | H: 0<br>LOB: 0<br>BB: 0<br>P: 11 | 1B: 6<br>2B: 0<br>3B: 0<br>HR: 2 | SF: 0<br>SAC: 0<br>DP: 2<br>HBP: 1 | WP: 0<br>PB: 0<br>SB: 0<br>CS: 1 | PA: 37 |  |  |  |  |  |
| PITCHER                                       | IP                            | WLS                              | BF                            | H                                | R                             | ER                               | SO                           | BB                               | IBB                          | HBP                             | BLK                          | WP                               | HR                           | S                               | P                             | ERA                              | WHIP   |                              |                                  |                                  |                                    |                                  |        |  |  |  |  |  |
| CC Sabathia, L<br>ERA: 3.55                   | (1, 1)                        | 7.2                              | L                             | 32                               | 8                             | 5                                | 4                            | 5                                | 2                            | 0                               | 1                            | 0                                | 0                            | 2                               | 76                            | 112                              | 4.70   | 1.304                        |                                  |                                  |                                    |                                  |        |  |  |  |  |  |
| David Riske, R<br>ERA:                        | (8, 1)                        | 1.1                              |                               | 4                                | 0                             | 0                                | 0                            | 1                                | 0                            | 0                               | 0                            | 0                                | 0                            | 0                               | 12                            | 16                               | 0.00   | 0.000                        |                                  |                                  |                                    |                                  |        |  |  |  |  |  |

| Batter   | 1                            | 2                                | 3                             | 4                                | 5                            | 6                                | 7                            | 8                                | 9                             | AB                               | R                             | H                                | RBI                          | BB                               | SO                            | LOB                              | BOTTOM   |                               |                                  |                                  |                                    |                                  |        |  |  |  |  |  |
|--|------------------------------|----------------------------------|-------------------------------|----------------------------------|------------------------------|----------------------------------|------------------------------|----------------------------------|-------------------------------|----------------------------------|-------------------------------|----------------------------------|------------------------------|----------------------------------|-------------------------------|----------------------------------|--|-------------------------------|----------------------------------|----------------------------------|------------------------------------|----------------------------------|--------|--|--|--|--|--|
| 24 Grady Sizemore, L<br>OBP: 0.304, SLG: 0.420 | G4-3                         |                                  | G4-3                          |                                  | G6-3                         |                                  |                              | K                                |                               | 4                                | 0                             | 0                                | 0                            | 0                                | 1                             | 2                                | Toronto Blue Jays @ Cleveland Indians<br>Jacobs Field, Cleveland, OH<br>Sun May 15 2005, 1:05 PM EDT<br>Att: 23,446 - Partly Cloudy - 58 F |                               |                                  |                                  |                                    |                                  |        |  |  |  |  |  |
| Casey Blake, R<br>OBP: 0.303, SLG: 0.386       | G6-3                         |                                  |                               |                                  | F8                           |                                  |                              | K                                |                               | 4                                | 1                             | 1                                | 0                            | 0                                | 1                             | 0                                |  |                               |                                  |                                  |                                    |                                  |        |  |  |  |  |  |
| 48 Travis Hafner, L<br>OBP: 0.390, SLG: 0.465  |                              |                                  |                               |                                  | F8                           |                                  |                              |                                  |                               | 2                                | 0                             | 1                                | 0                            | 2                                | 0                             | 0                                |  |                               |                                  |                                  |                                    |                                  |        |  |  |  |  |  |
| Ben Broussard, L<br>OBP: 0.339, SLG: 0.455     |                              |                                  |                               |                                  |                              |                                  |                              |                                  |                               | 3                                | 0                             | 0                                | 0                            | 1                                | 0                             | 4                                |  |                               |                                  |                                  |                                    |                                  |        |  |  |  |  |  |
| Coco Crisp, S<br>OBP: 0.333, SLG: 0.415        |                              |                                  |                               |                                  |                              |                                  |                              |                                  |                               | 4                                | 0                             | 1                                | 0                            | 0                                | 1                             | 2                                |  |                               |                                  |                                  |                                    |                                  |        |  |  |  |  |  |
| Alex Cora, L<br>OBP: 0.257, SLG: 0.296         |                              |                                  |                               |                                  |                              |                                  |                              |                                  |                               | 4                                | 0                             | 0                                | 0                            | 0                                | 1                             | 1                                |  |                               |                                  |                                  |                                    |                                  |        |  |  |  |  |  |
| Josh Bard, S<br>OBP: 0.250, SLG: 0.346         |                              |                                  |                               |                                  |                              |                                  |                              |                                  |                               | 3                                | 1                             | 0                                | 0                            | 1                                | 0                             | 0                                |  |                               |                                  |                                  |                                    |                                  |        |  |  |  |  |  |
| Aaron Boone, R<br>OBP: 0.197, SLG: 0.274       |                              |                                  |                               |                                  |                              |                                  |                              |                                  |                               | 4                                | 0                             | 2                                | 1                            | 0                                | 1                             | 0                                |  |                               |                                  |                                  |                                    |                                  |        |  |  |  |  |  |
| 2 Jhonny Peralta, R<br>OBP: 0.337, SLG: 0.549  |                              |                                  |                               |                                  |                              |                                  |                              |                                  |                               | 4                                | 0                             | 1                                | 0                            | 0                                | 2                             | 1                                |  |                               |                                  |                                  |                                    |                                  |        |  |  |  |  |  |
| Inning Stats                                   | R: 0<br>E: 0<br>K: 0<br>S: 8 | H: 0<br>LOB: 1<br>BB: 1<br>P: 15 | R: 0<br>E: 0<br>K: 1<br>S: 11 | H: 1<br>LOB: 0<br>BB: 0<br>P: 15 | R: 0<br>E: 0<br>K: 2<br>S: 8 | H: 0<br>LOB: 0<br>BB: 0<br>P: 10 | R: 0<br>E: 0<br>K: 1<br>S: 9 | H: 0<br>LOB: 1<br>BB: 1<br>P: 21 | R: 0<br>E: 0<br>K: 0<br>S: 11 | H: 2<br>LOB: 2<br>BB: 0<br>P: 15 | R: 1<br>E: 0<br>K: 0<br>S: 13 | H: 1<br>LOB: 0<br>BB: 1<br>P: 22 | R: 0<br>E: 0<br>K: 0<br>S: 6 | H: 0<br>LOB: 0<br>BB: 0<br>P: 11 | R: 0<br>E: 0<br>K: 2<br>S: 17 | H: 1<br>LOB: 1<br>BB: 0<br>P: 24 |  | R: 1<br>E: 0<br>K: 1<br>S: 10 | H: 1<br>LOB: 1<br>BB: 1<br>P: 18 | 1B: 5<br>2B: 1<br>3B: 0<br>HR: 0 | SF: 0<br>SAC: 0<br>DP: 0<br>HBP: 0 | WP: 1<br>PB: 0<br>SB: 0<br>CS: 0 | PA: 36 |  |  |  |  |  |
| PITCHER  | IP                           | WLS                              | BF                            | H                                | R                            | ER                               | SO                           | BB                               | IBB                           | HBP                              | BLK                           | WP                               | HR                           | S                                | P                             | ERA                              | WHIP   |                               |                                  |                                  |                                    |                                  |        |  |  |  |  |  |
| 32 Roy Halladay, R<br>ERA: 3.13                | (1, 1)                       | 7.2                              |                               | 30                               | 5                            | 1                                | 1                            | 6                                | 3                             | 0                                | 0                             | 0                                | 0                            | 0                                | 76                            | 124                              | 1.17   | 1.043                         |                                  |                                  |                                    |                                  |        |  |  |  |  |  |
| Miguel Batista, R<br>ERA: 2.12                 | (8, 1)                       | 1.1                              |                               | 6                                | 1                            | 1                                | 1                            | 1                                | 1                             | 0                                | 0                             | 0                                | 0                            | 0                                | 17                            | 27                               | 6.75   | 1.500                         |                                  |                                  |                                    |                                  |        |  |  |  |  |  |



| Batter  | 1   | 2   | 3   | 4   | 5   | 6   | 7   | 8   | 9   | AB  | R   | H   | RBI   | BB  | SO  | LOB   | TOP   |   |   |   |   |   |   |   |   |
|---|---|---|---|---|---|---|---|---|---|---|---|---|---|---|---|---|---|---|---|---|---|---|---|---|---|
| 15 Alex Rios, R<br>OBP: 0.352, SLG: 0.474     | 0-1<br>3 1B<br>2B   |   | 3-2<br>G5-4-3<br>1B   |   | 2-3<br>K  |   | 3-2<br>3 1B<br>1B   |   | 1-0<br>G6-3   | 5   | 2   | 3   | 0   | 0   | 1   | 1   | Toronto Blue Jays @ Minnesota Twins<br>Hubert H. Humphrey Metrodome, Minneapolis, MN<br>Tue May 17 2005, 8:10 PM EDT<br>Att: 18,717 - Dome - 70 F |   |   |   |   |   |   |   |   |
| 3 Reed Johnson, R<br>OBP: 0.396, SLG: 0.444   | 0-2<br>10 HR<br>1B  |   | 1-3<br>K  |   | 1-2<br>1B<br>2B   |   | 0-0<br>1B<br>1B   |   | 1-2<br>10 1B<br>HBP   | 4   | 3   | 3   | 1   | 0   | 1   | 1   |   |   |   |   |   |   |   |   |   |
| Shea Hillenbrand, R<br>OBP: 0.405, SLG: 0.500 | 1-3<br>K  |   | 2-1<br>G5-4-3   |   | 1-1<br>1B   |   | 0-2<br>1B   |   | 0-0<br>10 1B<br>WP<br>47 WP   | 5   | 1   | 3   | 3   | 0   | 1   | 2   |   |   |   |   |   |   |   |   |   |
| 10 Vernon Wells, R<br>OBP: 0.273, SLG: 0.373  | 1-0<br>1-H<br>HR  |   |   | 1-1<br>G5-3   | 2-1<br>F7   |   | 3-0<br>P6   |   | 2-0<br>47 WP<br>WP<br>1B  | 5   | 1   | 2   | 3   | 0   | 0   | 3   |   |   |   |   |   |   |   |   |   |
| Frank Menechino, R<br>OBP: 0.333, SLG: 0.205  | 2-1<br>G6-3   |   |   | 0-1<br>F8   |   | 2-1<br>HR<br>2B   | 1-2<br>P6   |   | 2-2<br>K  | 3   | 1   | 1   | 0   | 0   | 0   | 0   |   |   |   |   |   |   |   |   |   |
| Eric Hinske, L<br>OBP: 0.345, SLG: 0.445      |   |   |   |   |   |   |   |   | 1-2<br>2-3<br>K   | 2   | 0   | 0   | 0   | 0   | 1   | 4   |   |   |   |   |   |   |   |   |   |
| 47 Corey Koskie, L<br>OBP: 0.310, SLG: 0.431  | 0-0<br>G4-3   |   |   | 1-1<br>2B   |   | 3-3<br>K  | 0-3<br>K  |   | 3-2<br>G6-3   | 5   | 0   | 1   | 0   | 0   | 2   | 4   |   |   |   |   |   |   |   |   |   |
| Orlando Hudson, S<br>OBP: 0.331, SLG: 0.383   |   | 0-1<br>G4-3   |   | 0-2<br>G5-3   |   | 1-1<br>2-H<br>HR  |   | 2-0<br>P5   |   | 4   | 1   | 1   | 2   | 0   | 0   | 1   |   |   |   |   |   |   |   |   |   |
| John McDonald, R<br>OBP: 0.327, SLG: 0.326    |   | 0-1<br>G5-3   |   |   | 0-1<br>G5-3   | 1-1<br>G6-3   |   | 0-2<br>F9   |   | 4   | 0   | 0   | 0   | 0   | 0   | 0   |   |   |   |   |   |   |   |   |   |
| Ken Huckaby, R<br>OBP: 0.258, SLG: 0.185      |   | 0-3<br>K  |   |   | 4-2<br>3 2B<br>1B<br>BB   | 1-0<br>G3   |   | 0-0<br>G6-3   |   | 3   | 1   | 0   | 0   | 1   | 1   | 0   |   |   |   |   |   |   |   |   |   |
| <b>Inning Stats</b>                           | R: 3<br>E: 0<br>K: 1<br>S: 13   | H: 3<br>LOB: 0<br>BB: 0<br>P: 17  | R: 0<br>E: 0<br>K: 1<br>S: 8  | H: 0<br>LOB: 0<br>BB: 0<br>P: 8   | R: 0<br>E: 0<br>K: 1<br>S: 9  | H: 1<br>LOB: 0<br>BB: 0<br>P: 15  | R: 0<br>E: 0<br>K: 0<br>S: 9  | H: 1<br>LOB: 1<br>BB: 0<br>P: 11  | R: 2<br>E: 0<br>K: 1<br>S: 18   | H: 2<br>LOB: 1<br>BB: 1<br>P: 28  | R: 2<br>E: 0<br>K: 1<br>S: 10   | H: 2<br>LOB: 0<br>BB: 0<br>P: 18  | R: 1<br>E: 0<br>K: 1<br>S: 15   | H: 3<br>LOB: 2<br>BB: 0<br>P: 22  | R: 0<br>E: 0<br>K: 0<br>S: 7  | H: 0<br>LOB: 0<br>BB: 0<br>P: 9   | R: 2<br>E: 0<br>K: 1<br>S: 12   | H: 2<br>LOB: 1<br>BB: 0<br>P: 21  | 1B: 8<br>2B: 4<br>3B: 0<br>HR: 2  | SF: 0<br>SAC: 0<br>DP: 1<br>HBP: 1  | WP: 2<br>PB: 0<br>SB: 0<br>CS: 0  | PA: 42  |   |   |   |
| <b>PITCHER</b>                                | IP<br>WLS<br>BF<br>H<br>R<br>ER<br>SO<br>BB<br>IBB<br>HBP<br>BLK<br>WP<br>HR<br>S<br>P<br>ERA<br>WHIP | IP<br>WLS<br>BF<br>H<br>R<br>ER<br>SO<br>BB<br>IBB<br>HBP<br>BLK<br>WP<br>HR<br>S<br>P<br>ERA<br>WHIP | IP<br>WLS<br>BF<br>H<br>R<br>ER<br>SO<br>BB<br>IBB<br>HBP<br>BLK<br>WP<br>HR<br>S<br>P<br>ERA<br>WHIP | IP<br>WLS<br>BF<br>H<br>R<br>ER<br>SO<br>BB<br>IBB<br>HBP<br>BLK<br>WP<br>HR<br>S<br>P<br>ERA<br>WHIP | IP<br>WLS<br>BF<br>H<br>R<br>ER<br>SO<br>BB<br>IBB<br>HBP<br>BLK<br>WP<br>HR<br>S<br>P<br>ERA<br>WHIP | IP<br>WLS<br>BF<br>H<br>R<br>ER<br>SO<br>BB<br>IBB<br>HBP<br>BLK<br>WP<br>HR<br>S<br>P<br>ERA<br>WHIP | IP<br>WLS<br>BF<br>H<br>R<br>ER<br>SO<br>BB<br>IBB<br>HBP<br>BLK<br>WP<br>HR<br>S<br>P<br>ERA<br>WHIP | IP<br>WLS<br>BF<br>H<br>R<br>ER<br>SO<br>BB<br>IBB<br>HBP<br>BLK<br>WP<br>HR<br>S<br>P<br>ERA<br>WHIP | IP<br>WLS<br>BF<br>H<br>R<br>ER<br>SO<br>BB<br>IBB<br>HBP<br>BLK<br>WP<br>HR<br>S<br>P<br>ERA<br>WHIP | IP<br>WLS<br>BF<br>H<br>R<br>ER<br>SO<br>BB<br>IBB<br>HBP<br>BLK<br>WP<br>HR<br>S<br>P<br>ERA<br>WHIP | IP<br>WLS<br>BF<br>H<br>R<br>ER<br>SO<br>BB<br>IBB<br>HBP<br>BLK<br>WP<br>HR<br>S<br>P<br>ERA<br>WHIP | IP<br>WLS<br>BF<br>H<br>R<br>ER<br>SO<br>BB<br>IBB<br>HBP<br>BLK<br>WP<br>HR<br>S<br>P<br>ERA<br>WHIP | IP<br>WLS<br>BF<br>H<br>R<br>ER<br>SO<br>BB<br>IBB<br>HBP<br>BLK<br>WP<br>HR<br>S<br>P<br>ERA<br>WHIP | IP<br>WLS<br>BF<br>H<br>R<br>ER<br>SO<br>BB<br>IBB<br>HBP<br>BLK<br>WP<br>HR<br>S<br>P<br>ERA<br>WHIP | IP<br>WLS<br>BF<br>H<br>R<br>ER<br>SO<br>BB<br>IBB<br>HBP<br>BLK<br>WP<br>HR<br>S<br>P<br>ERA<br>WHIP | IP<br>WLS<br>BF<br>H<br>R<br>ER<br>SO<br>BB<br>IBB<br>HBP<br>BLK<br>WP<br>HR<br>S<br>P<br>ERA<br>WHIP | IP<br>WLS<br>BF<br>H<br>R<br>ER<br>SO<br>BB<br>IBB<br>HBP<br>BLK<br>WP<br>HR<br>S<br>P<br>ERA<br>WHIP   | IP<br>WLS<br>BF<br>H<br>R<br>ER<br>SO<br>BB<br>IBB<br>HBP<br>BLK<br>WP<br>HR<br>S<br>P<br>ERA<br>WHIP | IP<br>WLS<br>BF<br>H<br>R<br>ER<br>SO<br>BB<br>IBB<br>HBP<br>BLK<br>WP<br>HR<br>S<br>P<br>ERA<br>WHIP | IP<br>WLS<br>BF<br>H<br>R<br>ER<br>SO<br>BB<br>IBB<br>HBP<br>BLK<br>WP<br>HR<br>S<br>P<br>ERA<br>WHIP | IP<br>WLS<br>BF<br>H<br>R<br>ER<br>SO<br>BB<br>IBB<br>HBP<br>BLK<br>WP<br>HR<br>S<br>P<br>ERA<br>WHIP | IP<br>WLS<br>BF<br>H<br>R<br>ER<br>SO<br>BB<br>IBB<br>HBP<br>BLK<br>WP<br>HR<br>S<br>P<br>ERA<br>WHIP | IP<br>WLS<br>BF<br>H<br>R<br>ER<br>SO<br>BB<br>IBB<br>HBP<br>BLK<br>WP<br>HR<br>S<br>P<br>ERA<br>WHIP | IP<br>WLS<br>BF<br>H<br>R<br>ER<br>SO<br>BB<br>IBB<br>HBP<br>BLK<br>WP<br>HR<br>S<br>P<br>ERA<br>WHIP | IP<br>WLS<br>BF<br>H<br>R<br>ER<br>SO<br>BB<br>IBB<br>HBP<br>BLK<br>WP<br>HR<br>S<br>P<br>ERA<br>WHIP |



| Batter   | 1   | 2   | 3   | 4   | 5   | 6   | 7   | 8   | 9   | AB  | R   | H   | RBI   | BB  | SO  | LOB   | BOTTOM  |   |   |   |   |   |   |   |   |
|--|---|---|---|---|---|---|---|---|---|---|---|---|---|---|---|---|---|---|---|---|---|---|---|---|---|
| Shannon Stewart, R<br>OBP: 0.343, SLG: 0.389   | 3-2<br>G6-3   |   | 0-1<br>F9   |   | 1-2<br>1-2<br>2-3<br>1B   |   | 1-2<br>G5-3<br>1B   |   | 2-0<br>P6   | 4   | 0   | 2   | 0   | 0   | 0   | 1   | Toronto Blue Jays @ Minnesota Twins<br>Hubert H. Humphrey Metrodome, Minneapolis, MN<br>Tue May 17 2005, 8:10 PM EDT<br>Att: 18,717 - Dome - 70 F |   |   |   |   |   |   |   |   |
| Terry Lincecum, S<br>OBP: 0.292, SLG: 0.395    |   |   |   |   |   |   |   |   | 1-1<br>G6-3   | 1   | 0   | 0   | 0   | 0   | 0   | 0   |   |   |   |   |   |   |   |   |   |
| Juan Castro, R<br>OBP: 0.265, SLG: 0.283       | 1-2<br>G4-3   |   |   | 1-3<br>K  | 1-2<br>F9   |   | 0-1<br>G5-3   |   | 1-1<br>G6-3   | 5   | 0   | 0   | 0   | 0   | 1   | 4   |   |   |   |   |   |   |   |   |   |
| 7 Joe Mauer, L<br>OBP: 0.400, SLG: 0.464       | 3-1<br>G1-3   |   |   | 1-0<br>33<br>C3-6<br>1B   | 1-1<br>G4-3   |   | 3-1<br>G6-3   |   |   | 4   | 0   | 1   | 0   | 0   | 0   | 4   |   |   |   |   |   |   |   |   |   |
| 33 Justin Morneau, L<br>OBP: 0.402, SLG: 0.727 |   | 2-2<br>F9   |   | 1-0<br>FC3-6<br>HR  |   | 0-0<br>HR   |   | 0-3<br>K  |   | 4   | 2   | 1   | 1   | 0   | 1   | 1   |   |   |   |   |   |   |   |   |   |
| Tori Hunter, R<br>OBP: 0.333, SLG: 0.426       |   | 0-0<br>G6-3   |   | 2-2<br>HR   | 4-2<br>20<br>FC6-5<br>G3<br>BB  |   | 4-1<br>20<br>HBP<br>BB  |   |   | 2   | 1   | 1   | 2   | 2   | 0   | 0   |   |   |   |   |   |   |   |   |   |
| Jacque Jones, L<br>OBP: 0.406, SLG: 0.482      |   | 2-3<br>K  |   | 1-2<br>20<br>CS<br>1B   |   | 2-2<br>G3   |   | 1-3<br>K  |   | 4   | 0   | 1   | 0   | 0   | 2   | 2   |   |   |   |   |   |   |   |   |   |
| 20 Lew Ford, R<br>OBP: 0.329, SLG: 0.346       |   |   | 2-1<br>G5-3   | 2-1<br>CS   | 4-0<br>5<br>FC4-6<br>BB   | 1-2<br>FC6-5  |   | 1-2<br>5<br>FC4-6<br>HBP  |   | 2   | 0   | 0   | 0   | 1   | 0   | 1   |   |   |   |   |   |   |   |   |   |
| 5 Michael Cuddyer, R<br>OBP: 0.313, SLG: 0.342 |   |   | 1-0<br>1B   |   | 0-1<br>FC4-6<br>1B<br>1B  | 0-0<br>P4   |   | 1-0<br>FC4-6  |   | 4   | 0   | 1   | 0   | 0   | 0   | 4   |   |   |   |   |   |   |   |   |   |
| Luis Rivas, R<br>OBP: 0.274, SLG: 0.214        |   |   | 1-0<br>1B   |   | 1-1<br>1B   |   | 1-2<br>P4   |   | 0-1<br>G6-3   | 4   | 0   | 2   | 0   | 0   | 0   | 0   |   |   |   |   |   |   |   |   |   |
| <b>Inning Stats</b>                            | R: 0<br>E: 0<br>K: 0<br>S: 11   | H: 0<br>LOB: 0<br>BB: 0<br>P: 18  | R: 0<br>E: 0<br>K: 1<br>S: 7  | H: 0<br>LOB: 0<br>BB: 0<br>P: 11  | R: 0<br>E: 0<br>K: 0<br>S: 6  | H: 2<br>LOB: 1<br>BB: 0<br>P: 10  | R: 2<br>E: 0<br>K: 1<br>S: 14   | H: 3<br>LOB: 0<br>BB: 0<br>P: 22  | R: 0<br>E: 0<br>K: 0<br>S: 15   | H: 2<br>LOB: 3<br>BB: 1<br>P: 23  | R: 1<br>E: 0<br>K: 0<br>S: 11   | H: 1<br>LOB: 1<br>BB: 1<br>P: 18  | R: 0<br>E: 0<br>K: 0<br>S: 10   | H: 1<br>LOB: 1<br>BB: 0<br>P: 15  | R: 0<br>E: 0<br>K: 2<br>S: 12   | H: 0<br>LOB: 2<br>BB: 1<br>P: 19  | R: 0<br>E: 0<br>K: 0<br>S: 5  | H: 0<br>LOB: 0<br>BB: 0<br>P: 8   | 1B: 7<br>2B: 0<br>3B: 0<br>HR: 2  | SF: 0<br>SAC: 0<br>DP: 0<br>HBP: 1  | WP: 0<br>PB: 0<br>SB: 0<br>CS: 1  | PA: 39  |   |   |   |
| <b>PITCHER</b>                                 | IP<br>WLS<br>BF<br>H<br>R<br>ER<br>SO<br>BB<br>IBB<br>HBP<br>BLK<br>WP<br>HR<br>S<br>P<br>ERA<br>WHIP | IP<br>WLS<br>BF<br>H<br>R<br>ER<br>SO<br>BB<br>IBB<br>HBP<br>BLK<br>WP<br>HR<br>S<br>P<br>ERA<br>WHIP | IP<br>WLS<br>BF<br>H<br>R<br>ER<br>SO<br>BB<br>IBB<br>HBP<br>BLK<br>WP<br>HR<br>S<br>P<br>ERA<br>WHIP | IP<br>WLS<br>BF<br>H<br>R<br>ER<br>SO<br>BB<br>IBB<br>HBP<br>BLK<br>WP<br>HR<br>S<br>P<br>ERA<br>WHIP | IP<br>WLS<br>BF<br>H<br>R<br>ER<br>SO<br>BB<br>IBB<br>HBP<br>BLK<br>WP<br>HR<br>S<br>P<br>ERA<br>WHIP | IP<br>WLS<br>BF<br>H<br>R<br>ER<br>SO<br>BB<br>IBB<br>HBP<br>BLK<br>WP<br>HR<br>S<br>P<br>ERA<br>WHIP | IP<br>WLS<br>BF<br>H<br>R<br>ER<br>SO<br>BB<br>IBB<br>HBP<br>BLK<br>WP<br>HR<br>S<br>P<br>ERA<br>WHIP | IP<br>WLS<br>BF<br>H<br>R<br>ER<br>SO<br>BB<br>IBB<br>HBP<br>BLK<br>WP<br>HR<br>S<br>P<br>ERA<br>WHIP | IP<br>WLS<br>BF<br>H<br>R<br>ER<br>SO<br>BB<br>IBB<br>HBP<br>BLK<br>WP<br>HR<br>S<br>P<br>ERA<br>WHIP | IP<br>WLS<br>BF<br>H<br>R<br>ER<br>SO<br>BB<br>IBB<br>HBP<br>BLK<br>WP<br>HR<br>S<br>P<br>ERA<br>WHIP | IP<br>WLS<br>BF<br>H<br>R<br>ER<br>SO<br>BB<br>IBB<br>HBP<br>BLK<br>WP<br>HR<br>S<br>P<br>ERA<br>WHIP | IP<br>WLS<br>BF<br>H<br>R<br>ER<br>SO<br>BB<br>IBB<br>HBP<br>BLK<br>WP<br>HR<br>S<br>P<br>ERA<br>WHIP | IP<br>WLS<br>BF<br>H<br>R<br>ER<br>SO<br>BB<br>IBB<br>HBP<br>BLK<br>WP<br>HR<br>S<br>P<br>ERA<br>WHIP | IP<br>WLS<br>BF<br>H<br>R<br>ER<br>SO<br>BB<br>IBB<br>HBP<br>BLK<br>WP<br>HR<br>S<br>P<br>ERA<br>WHIP | IP<br>WLS<br>BF<br>H<br>R<br>ER<br>SO<br>BB<br>IBB<br>HBP<br>BLK<br>WP<br>HR<br>S<br>P<br>ERA<br>WHIP | IP<br>WLS<br>BF<br>H<br>R<br>ER<br>SO<br>BB<br>IBB<br>HBP<br>BLK<br>WP<br>HR<br>S<br>P<br>ERA<br>WHIP | IP<br>WLS<br>BF<br>H<br>R<br>ER<br>SO<br>BB<br>IBB<br>HBP<br>BLK<br>WP<br>HR<br>S<br>P<br>ERA<br>WHIP   | IP<br>WLS<br>BF<br>H<br>R<br>ER<br>SO<br>BB<br>IBB<br>HBP<br>BLK<br>WP<br>HR<br>S<br>P<br>ERA<br>WHIP | IP<br>WLS<br>BF<br>H<br>R<br>ER<br>SO<br>BB<br>IBB<br>HBP<br>BLK<br>WP<br>HR<br>S<br>P<br>ERA<br>WHIP | IP<br>WLS<br>BF<br>H<br>R<br>ER<br>SO<br>BB<br>IBB<br>HBP<br>BLK<br>WP<br>HR<br>S<br>P<br>ERA<br>WHIP | IP<br>WLS<br>BF<br>H<br>R<br>ER<br>SO<br>BB<br>IBB<br>HBP<br>BLK<br>WP<br>HR<br>S<br>P<br>ERA<br>WHIP | IP<br>WLS<br>BF<br>H<br>R<br>ER<br>SO<br>BB<br>IBB<br>HBP<br>BLK<br>WP<br>HR<br>S<br>P<br>ERA<br>WHIP | IP<br>WLS<br>BF<br>H<br>R<br>ER<br>SO<br>BB<br>IBB<br>HBP<br>BLK<br>WP<br>HR<br>S<br>P<br>ERA<br>WHIP | IP<br>WLS<br>BF<br>H<br>R<br>ER<br>SO<br>BB<br>IBB<br>HBP<br>BLK<br>WP<br>HR<br>S<br>P<br>ERA<br>WHIP | IP<br>WLS<br>BF<br>H<br>R<br>ER<br>SO<br>BB<br>IBB<br>HBP<br>BLK<br>WP<br>HR<br>S<br>P<br>ERA<br>WHIP |





| Batter   | 1   | 2   | 3   | 4   | 5   | 6   | 7   | 8   | 9   | AB  | R   | H   | RBI   | BB  | SO  | LOB   | TOP   |   |                                   |
|--|---|---|---|---|---|---|---|---|---|---|---|---|---|---|---|---|---|---|-----------------------------------|
| 15 Alex Rios, R<br>OBP: 0.356, SLG: 0.474      | 0-0<br>G6-4-3<br>1B   |   | 3-2<br>FC6-4<br>1B  | 0-1<br>F8   |   |   | 0-0<br>F9   |   |   | 4   | 0   | 2   | 0   | 0   | 0   | 3   |   |   |                                   |
| Frank Catalanotto, L<br>OBP: 0.333, SLG: 0.968 | 2-1<br>G6-4-3<br>1-2  |   | 3-2<br>SF9  |   | 0-0<br>G4-3   |   | 3-3<br>K  |   |   | 3   | 0   | 0   | 1   | 0   | 1   | 1   |   |   |                                   |
| Shea Hillenbrand, R<br>OBP: 0.395, SLG: 0.487  | 2-2<br>G5-3   |   | 0-0<br>FC6-4<br>1-2   |   | 2-1<br>F8   |   | 1-3<br>K  |   |   | 4   | 0   | 0   | 0   | 0   | 1   | 1   |   |   |                                   |
| 47 Corey Koskie, L<br>OBP: 0.309, SLG: 0.426   |   | 1-2<br>1B<br>1B   |   | 0-1<br>G4-3   | 1-1<br>F7   |   |   | 2-2<br>G6-3   |   | 4   | 0   | 1   | 0   | 0   | 0   | 0   |   |   |                                   |
| 10 Vernon Wells, R<br>OBP: 0.278, SLG: 0.379   |   | 2-2<br>F8   |   | 4-2<br>1B<br>8 SF7<br>BB  |   | 0-0<br>2B   |   | 0-0<br>F8   |   | 3   | 1   | 1   | 0   | 1   | 0   | 1   |   |   |                                   |
| Eric Hinske, L<br>OBP: 0.348, SLG: 0.447       | 0-0<br>G4-6-3<br>1B   |   | 2-1<br>8 SF7<br>1B  | 2-1<br>1B   |   | 2-3<br>K  |   |   | 2-3<br>K  | 4   | 0   | 2   | 0   | 0   | 2   | 1   |   |   |                                   |
| Orlando Hudson, S<br>OBP: 0.329, SLG: 0.379    | 1-0<br>G4-6-3<br>1-2  |   | 0-1<br>8 SF7<br>1B  | 1-2<br>2-3<br>1B  |   | 2-0<br>L6   |   |   | 3-2<br>G4-3   | 4   | 0   | 1   | 0   | 0   | 0   | 3   |   |   |                                   |
| 8 Russ Adams, L<br>OBP: 0.314, SLG: 0.422      |   |   | 4-2<br>15 1B<br>SF9<br>BB   | 0-0<br>SF7  |   | 0-1<br>F7   |   |   | 3-2<br>F9   | 2   | 1   | 0   | 1   | 1   | 0   | 1   |   |   |                                   |
| Andy Dominique, R<br>OBP: 0.258, SLG: 0.185    |   |   | 1-2<br>P3   | 1-1<br>HBP  |   |   | 3-1<br>L1   |   |   | 1   | 0   | 0   | 0   | 0   | 0   | 1   |   |   |                                   |
| Frank Menechino, R<br>OBP: 0.327, SLG: 0.200   |   |   |   |   |   |   |   |   |   | 1   | 0   | 0   | 0   | 0   | 0   | 0   |   |   |                                   |
| Ken Huckaby, R<br>OBP: 0.258, SLG: 0.185       |   |   |   |   |   |   |   |   |   | 0   | 0   | 0   | 0   | 0   | 0   | 0   |   |   |                                   |
| <b>Inning Stats</b>                            | R: 0<br>E: 0<br>K: 0<br>S: 7  | H: 1<br>LOB: 0<br>BB: 0<br>P: 11  | R: 0<br>E: 0<br>K: 0<br>S: 11   | H: 2<br>LOB: 1<br>BB: 0<br>P: 15  | R: 1<br>E: 0<br>K: 0<br>S: 17   | H: 1<br>LOB: 1<br>BB: 1<br>P: 28  | R: 1<br>E: 0<br>K: 0<br>S: 13   | H: 2<br>LOB: 3<br>BB: 1<br>P: 20  | R: 0<br>E: 0<br>K: 1<br>S: 9  | H: 1<br>LOB: 1<br>BB: 0<br>P: 13  | R: 0<br>E: 0<br>K: 1<br>S: 9  | H: 0<br>LOB: 0<br>BB: 0<br>P: 15  | R: 0<br>E: 0<br>K: 1<br>S: 7  | H: 0<br>LOB: 0<br>BB: 0<br>P: 10  | R: 0<br>E: 0<br>K: 1<br>S: 11   | H: 0<br>LOB: 0<br>BB: 0<br>P: 19  | 1B: 6<br>2B: 1<br>3B: 0<br>HR: 0  | SF: 2<br>SAC: 0<br>DP: 2<br>HBP: 1  | WP: 0<br>PA: 35<br>SB: 0<br>CS: 0 |
| <b>PITCHER</b>                                 | IP<br>WLS<br>BF<br>H<br>R<br>ER<br>SO<br>BB<br>IBB<br>HBP<br>BLK<br>WP<br>HR<br>S<br>P<br>ERA<br>WHIP | IP<br>WLS<br>BF<br>H<br>R<br>ER<br>SO<br>BB<br>IBB<br>HBP<br>BLK<br>WP<br>HR<br>S<br>P<br>ERA<br>WHIP | IP<br>WLS<br>BF<br>H<br>R<br>ER<br>SO<br>BB<br>IBB<br>HBP<br>BLK<br>WP<br>HR<br>S<br>P<br>ERA<br>WHIP | IP<br>WLS<br>BF<br>H<br>R<br>ER<br>SO<br>BB<br>IBB<br>HBP<br>BLK<br>WP<br>HR<br>S<br>P<br>ERA<br>WHIP | IP<br>WLS<br>BF<br>H<br>R<br>ER<br>SO<br>BB<br>IBB<br>HBP<br>BLK<br>WP<br>HR<br>S<br>P<br>ERA<br>WHIP | IP<br>WLS<br>BF<br>H<br>R<br>ER<br>SO<br>BB<br>IBB<br>HBP<br>BLK<br>WP<br>HR<br>S<br>P<br>ERA<br>WHIP | IP<br>WLS<br>BF<br>H<br>R<br>ER<br>SO<br>BB<br>IBB<br>HBP<br>BLK<br>WP<br>HR<br>S<br>P<br>ERA<br>WHIP | IP<br>WLS<br>BF<br>H<br>R<br>ER<br>SO<br>BB<br>IBB<br>HBP<br>BLK<br>WP<br>HR<br>S<br>P<br>ERA<br>WHIP | IP<br>WLS<br>BF<br>H<br>R<br>ER<br>SO<br>BB<br>IBB<br>HBP<br>BLK<br>WP<br>HR<br>S<br>P<br>ERA<br>WHIP | IP<br>WLS<br>BF<br>H<br>R<br>ER<br>SO<br>BB<br>IBB<br>HBP<br>BLK<br>WP<br>HR<br>S<br>P<br>ERA<br>WHIP | IP<br>WLS<br>BF<br>H<br>R<br>ER<br>SO<br>BB<br>IBB<br>HBP<br>BLK<br>WP<br>HR<br>S<br>P<br>ERA<br>WHIP | IP<br>WLS<br>BF<br>H<br>R<br>ER<br>SO<br>BB<br>IBB<br>HBP<br>BLK<br>WP<br>HR<br>S<br>P<br>ERA<br>WHIP | IP<br>WLS<br>BF<br>H<br>R<br>ER<br>SO<br>BB<br>IBB<br>HBP<br>BLK<br>WP<br>HR<br>S<br>P<br>ERA<br>WHIP | IP<br>WLS<br>BF<br>H<br>R<br>ER<br>SO<br>BB<br>IBB<br>HBP<br>BLK<br>WP<br>HR<br>S<br>P<br>ERA<br>WHIP | IP<br>WLS<br>BF<br>H<br>R<br>ER<br>SO<br>BB<br>IBB<br>HBP<br>BLK<br>WP<br>HR<br>S<br>P<br>ERA<br>WHIP | IP<br>WLS<br>BF<br>H<br>R<br>ER<br>SO<br>BB<br>IBB<br>HBP<br>BLK<br>WP<br>HR<br>S<br>P<br>ERA<br>WHIP | IP<br>WLS<br>BF<br>H<br>R<br>ER<br>SO<br>BB<br>IBB<br>HBP<br>BLK<br>WP<br>HR<br>S<br>P<br>ERA<br>WHIP | IP<br>WLS<br>BF<br>H<br>R<br>ER<br>SO<br>BB<br>IBB<br>HBP<br>BLK<br>WP<br>HR<br>S<br>P<br>ERA<br>WHIP |                                   |

Toronto Blue Jays @ Minnesota Twins  
Hubert H. Humphrey Metrodome, Minneapolis, MN  
Wed May 18, 2005, 8:10 PM EDT  
Att: 23,929 - Dome - 70 F

|     |    |
|-----|----|
| AB  | 30 |
| R   | 2  |
| H   | 7  |
| RBI | 2  |
| BB  | 2  |
| SO  | 4  |
| LOB | 12 |



| Batter   | 1   | 2   | 3   | 4   | 5   | 6   | 7   | 8   | 9   | AB  | R   | H   | RBI   | BB  | SO  | LOB   | BOTTOM  |   |                                   |
|--|---|---|---|---|---|---|---|---|---|---|---|---|---|---|---|---|---|---|-----------------------------------|
| Shannon Stewart, R<br>OBP: 0.335, SLG: 0.379   | 0-2<br>G5-3   | 1-1<br>F7   |   |   | 2-0<br>G5-3   |   |   | 0-1<br>P4   |   | 4   | 0   | 0   | 0   | 0   | 0   | 1   |   |   |                                   |
| Terry Tiffee, S<br>OBP: 0.289, SLG: 0.362      | 0-2<br>F7   |   | 1-2<br>G6-3   |   | 0-2<br>G4-1   |   |   | 3-1<br>G6-3   |   | 4   | 0   | 0   | 0   | 0   | 0   | 0   |   |   |                                   |
| 7 Joe Mauer, L<br>OBP: 0.396, SLG: 0.466       | 2-1<br>2B   |   | 0-0<br>G4-3   |   |   | 1-3<br>K  |   | 1-2<br>F7   |   | 4   | 0   | 1   | 0   | 0   | 1   | 0   |   |   |                                   |
| 33 Justin Morneau, L<br>OBP: 0.390, SLG: 0.703 | 0-1<br>G3-1   |   | 1-0<br>G4-3   |   |   | 1-0<br>G4-3   |   |   |   | 3   | 0   | 0   | 0   | 0   | 0   | 1   |   |   |                                   |
| Tori Hunter, R<br>OBP: 0.327, SLG: 0.417       |   | 0-1<br>L6   |   | 2-3<br>K  |   | 3-3<br>K  |   |   |   | 3   | 0   | 0   | 0   | 0   | 2   | 0   |   |   |                                   |
| Jacque Jones, L<br>OBP: 0.407, SLG: 0.504      |   | 3-2<br>HR   |   | 0-2<br>G3-1   |   |   | 1-3<br>K  |   |   | 3   | 1   | 1   | 1   | 0   | 1   | 0   |   |   |                                   |
| 5 Michael Cuddyer, R<br>OBP: 0.328, SLG: 0.383 |   | 2-1<br>1B   |   | 1-2<br>HR   |   |   | 1-2<br>1B   |   |   | 3   | 2   | 3   | 1   | 0   | 0   | 0   |   |   |                                   |
| Juan Castro, R<br>OBP: 0.269, SLG: 0.286       |   | 0-3<br>K  |   | 1-2<br>P6   |   |   | 0-1<br>1B   |   |   | 3   | 0   | 1   | 0   | 0   | 1   | 1   |   |   |                                   |
| Luis Rivas, R<br>OBP: 0.277, SLG: 0.220        |   | 2-1<br>1B   |   |   | 0-1<br>G6-3   |   | 1-1<br>P5   |   |   | 3   | 0   | 1   | 1   | 0   | 0   | 1   |   |   |                                   |
| <b>Inning Stats</b>                            | R: 0<br>E: 0<br>K: 0<br>S: 11   | H: 1<br>LOB: 1<br>BB: 0<br>P: 13  | R: 2<br>E: 0<br>K: 1<br>S: 14   | H: 3<br>LOB: 1<br>BB: 0<br>P: 22  | R: 0<br>E: 0<br>K: 0<br>S: 6  | H: 0<br>LOB: 0<br>BB: 0<br>P: 8   | R: 1<br>E: 0<br>K: 1<br>S: 13   | H: 1<br>LOB: 0<br>BB: 0<br>P: 17  | R: 0<br>E: 0<br>K: 2<br>S: 8  | H: 0<br>LOB: 0<br>BB: 0<br>P: 8   | R: 0<br>E: 0<br>K: 2<br>S: 8  | H: 0<br>LOB: 0<br>BB: 0<br>P: 13  | R: 0<br>E: 0<br>K: 1<br>S: 11   | H: 2<br>LOB: 1<br>BB: 0<br>P: 14  | R: 0<br>E: 0<br>K: 0<br>S: 7  | H: 0<br>LOB: 0<br>BB: 0<br>P: 11  | 1B: 4<br>2B: 1<br>3B: 0<br>HR: 2  | SF: 0<br>SAC: 0<br>DP: 0<br>HBP: 0  | WP: 0<br>PA: 30<br>SB: 0<br>CS: 0 |
| <b>PITCHER</b>                                 | IP<br>WLS<br>BF<br>H<br>R<br>ER<br>SO<br>BB<br>IBB<br>HBP<br>BLK<br>WP<br>HR<br>S<br>P<br>ERA<br>WHIP | IP<br>WLS<br>BF<br>H<br>R<br>ER<br>SO<br>BB<br>IBB<br>HBP<br>BLK<br>WP<br>HR<br>S<br>P<br>ERA<br>WHIP | IP<br>WLS<br>BF<br>H<br>R<br>ER<br>SO<br>BB<br>IBB<br>HBP<br>BLK<br>WP<br>HR<br>S<br>P<br>ERA<br>WHIP | IP<br>WLS<br>BF<br>H<br>R<br>ER<br>SO<br>BB<br>IBB<br>HBP<br>BLK<br>WP<br>HR<br>S<br>P<br>ERA<br>WHIP | IP<br>WLS<br>BF<br>H<br>R<br>ER<br>SO<br>BB<br>IBB<br>HBP<br>BLK<br>WP<br>HR<br>S<br>P<br>ERA<br>WHIP | IP<br>WLS<br>BF<br>H<br>R<br>ER<br>SO<br>BB<br>IBB<br>HBP<br>BLK<br>WP<br>HR<br>S<br>P<br>ERA<br>WHIP | IP<br>WLS<br>BF<br>H<br>R<br>ER<br>SO<br>BB<br>IBB<br>HBP<br>BLK<br>WP<br>HR<br>S<br>P<br>ERA<br>WHIP | IP<br>WLS<br>BF<br>H<br>R<br>ER<br>SO<br>BB<br>IBB<br>HBP<br>BLK<br>WP<br>HR<br>S<br>P<br>ERA<br>WHIP | IP<br>WLS<br>BF<br>H<br>R<br>ER<br>SO<br>BB<br>IBB<br>HBP<br>BLK<br>WP<br>HR<br>S<br>P<br>ERA<br>WHIP | IP<br>WLS<br>BF<br>H<br>R<br>ER<br>SO<br>BB<br>IBB<br>HBP<br>BLK<br>WP<br>HR<br>S<br>P<br>ERA<br>WHIP | IP<br>WLS<br>BF<br>H<br>R<br>ER<br>SO<br>BB<br>IBB<br>HBP<br>BLK<br>WP<br>HR<br>S<br>P<br>ERA<br>WHIP | IP<br>WLS<br>BF<br>H<br>R<br>ER<br>SO<br>BB<br>IBB<br>HBP<br>BLK<br>WP<br>HR<br>S<br>P<br>ERA<br>WHIP | IP<br>WLS<br>BF<br>H<br>R<br>ER<br>SO<br>BB<br>IBB<br>HBP<br>BLK<br>WP<br>HR<br>S<br>P<br>ERA<br>WHIP | IP<br>WLS<br>BF<br>H<br>R<br>ER<br>SO<br>BB<br>IBB<br>HBP<br>BLK<br>WP<br>HR<br>S<br>P<br>ERA<br>WHIP | IP<br>WLS<br>BF<br>H<br>R<br>ER<br>SO<br>BB<br>IBB<br>HBP<br>BLK<br>WP<br>HR<br>S<br>P<br>ERA<br>WHIP | IP<br>WLS<br>BF<br>H<br>R<br>ER<br>SO<br>BB<br>IBB<br>HBP<br>BLK<br>WP<br>HR<br>S<br>P<br>ERA<br>WHIP | IP<br>WLS<br>BF<br>H<br>R<br>ER<br>SO<br>BB<br>IBB<br>HBP<br>BLK<br>WP<br>HR<br>S<br>P<br>ERA<br>WHIP | IP<br>WLS<br>BF<br>H<br>R<br>ER<br>SO<br>BB<br>IBB<br>HBP<br>BLK<br>WP<br>HR<br>S<br>P<br>ERA<br>WHIP |                                   |

Toronto Blue Jays @ Minnesota Twins  
Hubert H. Humphrey Metrodome, Minneapolis, MN  
Wed May 18, 2005, 8:10 PM EDT  
Att: 23,929 - Dome - 70 F

|     |    |
|-----|----|
| AB  | 30 |
| R   | 3  |
| H   | 7  |
| RBI | 3  |
| BB  | 0  |
| SO  | 5  |
| LOB | 4  |





| Batter   | 1  | 2                                | 3                            | 4                               | 5                            | 6                                | 7                            | 8                                | 9                            | AB                              | R                            | H                               | RBI                           | BB                               | SO                           | LOB                              | TOP                          |                                 |                                  |                                    |                                  |        |
|--|--|----------------------------------|------------------------------|---------------------------------|------------------------------|----------------------------------|------------------------------|----------------------------------|------------------------------|---------------------------------|------------------------------|---------------------------------|-------------------------------|----------------------------------|------------------------------|----------------------------------|------------------------------|---------------------------------|----------------------------------|------------------------------------|----------------------------------|--------|
| 15 Alex Rios, R<br>OBP: 0.346, SLG: 0.461<br>(1, 9)  | G1-3   |                                  |                              | K                               |                              | G4-3                             |                              | P4                               |                              | 4                               | 0                            | 0                               | 0                             | 0                                | 1                            | 2                                |                              |                                 |                                  |                                    |                                  |        |
| Frank Catalanotto, L<br>OBP: 0.322, SLG: 0.363<br>(1, 7)   | G1-3   |                                  |                              | G6-3                            |                              |                                  | K                            |                                  | L4                           | 4                               | 0                            | 0                               | 0                             | 0                                | 1                            | 0                                |                              |                                 |                                  |                                    |                                  |        |
| Shea Hillenbrand, R<br>OBP: 0.389, SLG: 0.488<br>(1, 5)  | G3-1   |                                  |                              | 1B                              |                              |                                  | 1B                           |                                  | F9                           | 4                               | 0                            | 2                               | 0                             | 0                                | 0                            | 0                                |                              |                                 |                                  |                                    |                                  |        |
| 47 Corey Koskie, L<br>OBP: 0.313, SLG: 0.430<br>Frank Menechino, R<br>OBP: 0.346, SLG: 0.259<br>(4, PH)<br>(4, 10) |  |                                  | 10<br>F8-4<br>1B             | G6-3                            |                              |                                  | 1B                           |                                  | 2B                           | 1                               | 0                            | 1                               | 0                             | 0                                | 0                            | 0                                |                              |                                 |                                  |                                    |                                  |        |
| 10 Vernon Wells, R<br>OBP: 0.272, SLG: 0.369<br>(1, 8)   | F8-4   |                                  |                              |                                 | G5-3                         |                                  | G6-3                         |                                  | P5                           | 4                               | 0                            | 0                               | 0                             | 0                                | 0                            | 4                                |                              |                                 |                                  |                                    |                                  |        |
| Eric Hinske, L<br>OBP: 0.342, SLG: 0.437<br>(1, 3)   | L4   |                                  |                              |                                 | L3                           |                                  |                              |                                  | F7                           | 3                               | 0                            | 0                               | 0                             | 0                                | 0                            | 0                                |                              |                                 |                                  |                                    |                                  |        |
| Orlando Hudson, S<br>OBP: 0.329, SLG: 0.378<br>(1, 4)  |  |                                  |                              | G6-3                            |                              | G4-3                             |                              | 1B                               |                              | 3                               | 0                            | 1                               | 0                             | 0                                | 0                            | 0                                |                              |                                 |                                  |                                    |                                  |        |
| 8 Russ Adams, L<br>OBP: 0.305, SLG: 0.409<br>(1, 6)  |  |                                  |                              | F7                              |                              | G4-3                             |                              | P6                               |                              | 3                               | 0                            | 0                               | 0                             | 0                                | 0                            | 1                                |                              |                                 |                                  |                                    |                                  |        |
| Ken Huckaby, R<br>OBP: 0.265, SLG: 0.200<br>(1, 2)   |  |                                  |                              | G1-3                            |                              | P6                               |                              | 1B                               |                              | 3                               | 0                            | 1                               | 0                             | 0                                | 0                            | 0                                |                              |                                 |                                  |                                    |                                  |        |
| <b>Inning Stats</b>  | R: 0<br>E: 0<br>K: 0<br>S: 6   | H: 0<br>LOB: 0<br>BB: 0<br>P: 10 | R: 0<br>E: 0<br>K: 0<br>S: 5 | H: 1<br>LOB: 0<br>BB: 0<br>P: 8 | R: 0<br>E: 0<br>K: 0<br>S: 6 | H: 0<br>LOB: 0<br>BB: 0<br>P: 10 | R: 0<br>E: 0<br>K: 1<br>S: 9 | H: 1<br>LOB: 1<br>BB: 0<br>P: 14 | R: 0<br>E: 0<br>K: 0<br>S: 5 | H: 0<br>LOB: 0<br>BB: 0<br>P: 8 | R: 0<br>E: 0<br>K: 0<br>S: 4 | H: 0<br>LOB: 0<br>BB: 0<br>P: 5 | R: 0<br>E: 0<br>K: 1<br>S: 10 | H: 2<br>LOB: 1<br>BB: 0<br>P: 18 | R: 0<br>E: 0<br>K: 0<br>S: 9 | H: 2<br>LOB: 2<br>BB: 0<br>P: 13 | R: 0<br>E: 0<br>K: 0<br>S: 6 | H: 1<br>LOB: 1<br>BB: 0<br>P: 7 | 1B: 6<br>2B: 2<br>3B: 0<br>HR: 0 | SF: 0<br>SAC: 0<br>DP: 2<br>HBP: 0 | WP: 0<br>PB: 0<br>SB: 0<br>CS: 0 | PA: 32 |
| <b>PITCHER</b><br>Joe Mays, R<br>ERA: 4.05<br>(1, 1)   | IP: 9.0<br>WLS: W<br>BF: 32<br>H: 7<br>R: 0<br>ER: 0<br>SO: 2<br>BB: 0<br>IBB: 0<br>HBP: 0<br>BLK: 0<br>WP: 0<br>HR: 0<br>S: 60<br>P: 93<br>ERA: 0.00<br>WHIP: 0.778 |                                  |                              |                                 |                              |                                  |                              |                                  |                              |                                 |                              |                                 |                               |                                  |                              | <b>PITCHER</b>                   |                              |                                 |                                  |                                    |                                  |        |

Toronto Blue Jays @ Minnesota Twins  
Hubert H. Humphrey Metrodome, Minneapolis, MN  
Thu May 19 2005, 1:10 PM EDT  
Att: 22,680 - Dome - 70 F

AB 32  
R 0  
H 7  
RBI 0  
BB 0  
SO 2  
LOB 8



| Batter   | 1   | 2                                | 3                             | 4                                | 5                             | 6                                | 7                             | 8                                | 9                            | AB                               | R                             | H                                | RBI                           | BB                               | SO                           | LOB                              | BOTTOM                           |                                    |                                  |        |
|--|---|----------------------------------|-------------------------------|----------------------------------|-------------------------------|----------------------------------|-------------------------------|----------------------------------|------------------------------|----------------------------------|-------------------------------|----------------------------------|-------------------------------|----------------------------------|------------------------------|----------------------------------|----------------------------------|------------------------------------|----------------------------------|--------|
| Shannon Stewart, R<br>OBP: 0.333, SLG: 0.376<br>(1, 7)   | 20<br>G6-3<br>1B  |                                  | P2                            |                                  | L4                            | G6-4-3                           |                               |                                  |                              | 4                                | 0                             | 1                                | 0                             | 0                                | 0                            | 3                                |                                  |                                    |                                  |        |
| Luis Rivas, R<br>OBP: 0.275, SLG: 0.222<br>(1, 4)  | L6  |                                  | 20<br>BB<br>1B                |                                  | P4                            | F8                               |                               |                                  |                              | 4                                | 0                             | 1                                | 0                             | 0                                | 0                            | 2                                |                                  |                                    |                                  |        |
| 20 Lew Ford, R<br>OBP: 0.333, SLG: 0.346<br>(1, 9)   | G6-3  |                                  | 4-0<br>BB<br>1B               |                                  | P4                            |                                  |                               | 33<br>CS<br>1B                   |                              | 3                                | 0                             | 1                                | 0                             | 1                                | 0                            | 1                                |                                  |                                    |                                  |        |
| 33 Justin Morneau, L<br>OBP: 0.385, SLG: 0.684<br>(1, 3)   | K   |                                  | 2-3<br>K                      |                                  |                               | 1B<br>5<br>2B<br>1B              |                               | K                                |                              | 4                                | 1                             | 1                                | 0                             | 0                                | 3                            | 5                                |                                  |                                    |                                  |        |
| Tori Hunter, R<br>OBP: 0.325, SLG: 0.407<br>(1, 8)   |   |                                  | 1-3<br>K                      |                                  | 1-3<br>K                      |                                  |                               | 5<br>1B<br>2B<br>BB              |                              | 3                                | 1                             | 0                                | 0                             | 1                                | 2                            | 3                                |                                  |                                    |                                  |        |
| Matthew LeCroy, R<br>OBP: 0.380, SLG: 0.494<br>(1, 10)   |   |                                  | E5<br>5<br>FC6-4              |                                  | G5-3                          | 5<br>2B<br>55<br>1B<br>1B        |                               | K                                |                              | 4                                | 1                             | 1                                | 0                             | 0                                | 1                            | 0                                |                                  |                                    |                                  |        |
| 5 Michael Cuddyer, R<br>OBP: 0.326, SLG: 0.387<br>(1, 5)   | FC6-4   |                                  | 1-2<br>1B                     |                                  | G6-3                          | 55<br>1B<br>2B                   |                               | K                                |                              | 4                                | 1                             | 1                                | 2                             | 0                                | 1                            | 1                                |                                  |                                    |                                  |        |
| 55 Mike Redmond, R<br>OBP: 0.400, SLG: 0.385<br>(1, 2)   | F8  |                                  | 2-2<br>1B                     |                                  | 1B                            | G6-4-3<br>1B                     |                               | L4                               |                              | 4                                | 0                             | 2                                | 2                             | 0                                | 0                            | 1                                |                                  |                                    |                                  |        |
| Juan Castro, R<br>OBP: 0.291, SLG: 0.308<br>(1, 6)   |   |                                  | 20<br>BB<br>1B                |                                  | F8                            | 1-2<br>1B                        |                               |                                  |                              | 3                                | 0                             | 2                                | 0                             | 0                                | 0                            | 1                                |                                  |                                    |                                  |        |
| <b>Inning Stats</b>  | R: 0<br>E: 0<br>K: 1<br>S: 10   | H: 1<br>LOB: 1<br>BB: 0<br>P: 16 | R: 0<br>E: 1<br>K: 1<br>S: 11 | H: 0<br>LOB: 1<br>BB: 0<br>P: 14 | R: 0<br>E: 0<br>K: 2<br>S: 16 | H: 2<br>LOB: 3<br>BB: 1<br>P: 24 | R: 0<br>E: 0<br>K: 0<br>S: 12 | H: 1<br>LOB: 1<br>BB: 0<br>P: 21 | R: 0<br>E: 0<br>K: 0<br>S: 7 | H: 0<br>LOB: 0<br>BB: 0<br>P: 10 | R: 4<br>E: 0<br>K: 0<br>S: 26 | H: 5<br>LOB: 1<br>BB: 1<br>P: 36 | R: 0<br>E: 0<br>K: 1<br>S: 11 | H: 1<br>LOB: 0<br>BB: 0<br>P: 17 | R: 0<br>E: 0<br>K: 2<br>S: 7 | H: 0<br>LOB: 0<br>BB: 0<br>P: 12 | 1B: 9<br>2B: 1<br>3B: 0<br>HR: 0 | SF: 0<br>SAC: 0<br>DP: 1<br>HBP: 0 | WP: 0<br>PB: 0<br>SB: 0<br>CS: 1 | PA: 35 |
| <b>PITCHER</b><br>39 Gustavo Chacin, L<br>ERA: 3.71<br>54 Jason Frasor, R<br>ERA: 3.63<br>37 Scott Downs, L<br>ERA: 3.0<br>Miguel Batista, R<br>ERA: 2.0 | IP: 5.0<br>WLS: L<br>BF: 25<br>H: 7<br>R: 4<br>ER: 4<br>SO: 4<br>BB: 2<br>IBB: 0<br>HBP: 0<br>BLK: 0<br>WP: 0<br>HR: 0<br>S: 70<br>P: 105<br>ERA: 7.20<br>WHIP: 1.800 |                                  |                               |                                  |                               |                                  |                               |                                  |                              |                                  |                               |                                  |                               |                                  |                              | <b>PITCHER</b>                   |                                  |                                    |                                  |        |

Toronto Blue Jays @ Minnesota Twins  
Hubert H. Humphrey Metrodome, Minneapolis, MN  
Thu May 19 2005, 1:10 PM EDT  
Att: 22,680 - Dome - 70 F

AB 33  
R 4  
H 10  
RBI 4  
BB 2  
SO 7  
LOB 17





| Batter  | 1                             | 2                                | 3                             | 4                                | 5                             | 6                                | 7                             | 8                                | 9                            | AB                              | R                            | H                                | RBI                          | BB                               | SO                           | LOB                              | TOP   |                                  |                                  |                                    |                                  |        |  |  |  |
|---|-------------------------------|----------------------------------|-------------------------------|----------------------------------|-------------------------------|----------------------------------|-------------------------------|----------------------------------|------------------------------|---------------------------------|------------------------------|----------------------------------|------------------------------|----------------------------------|------------------------------|----------------------------------|---|----------------------------------|----------------------------------|------------------------------------|----------------------------------|--------|--|--|--|
| <b>Brad Wilkerson, L</b> (1, 8)<br>OBP: 0.360, SLG: 0.457     | 1-3<br>K                      |                                  | 1-0<br>1B                     |                                  | 0-0<br>B1-3                   |                                  |                               | 2-2<br>G4-3                      |                              | 4                               | 0                            | 1                                | 0                            | 0                                | 1                            | 0                                | <b>Washington Nationals @ Toronto Blue Jays</b><br>Rogers Centre, Toronto, ON<br>Fri May 20 2005, 7:07 PM EDT<br>Att: 17,465 - Clear - 66 F |                                  |                                  |                                    |                                  |        |  |  |  |
| <b>Jamey Carroll, R</b> (1, 4)<br>OBP: 0.367, SLG: 0.352      | 3-2<br>F9                     |                                  | 2-3<br>K                      |                                  | 0-1<br>G5-3                   |                                  |                               | 4-2<br>G6-4-3<br>BB              |                              | 3                               | 0                            | 0                                | 0                            | 1                                | 1                            |                                  |   |                                  |                                  |                                    |                                  |        |  |  |  |
| <b>Jose Guillen, R</b> (1, 9)<br>OBP: 0.329, SLG: 0.521       | 1-2<br>G4-3                   |                                  | 3-3<br>K                      |                                  | 0-3<br>K                      |                                  |                               | 1-1<br>G6-4-3<br>1-2             |                              | 4                               | 0                            | 0                                | 0                            | 0                                | 2                            |                                  |   |                                  |                                  |                                    |                                  |        |  |  |  |
| <b>Vinny Castilla, R</b> (1, 5)<br>OBP: 0.376, SLG: 0.493     |                               | 1-1<br>P3                        |                               | 0-0<br>24<br>G4-3<br>1B          |                               |                                  | 3-1<br>L8                     |                                  | 1-1<br>G1-3                  | 4                               | 1                            | 1                                | 0                            | 0                                | 0                            |                                  |   |                                  |                                  |                                    |                                  |        |  |  |  |
| <b>24 Nick Johnson, L</b> (1, 3)<br>OBP: 0.417, SLG: 0.510    |                               | 0-1<br>BLK<br>1B                 |                               | 1-2<br>G4-3                      |                               |                                  | 2-1<br>F8                     |                                  | 0-0<br>DI<br>1B              | 4                               | 0                            | 2                                | 0                            | 0                                | 0                            | 1                                |   |                                  |                                  |                                    |                                  |        |  |  |  |
| <b>Marlon Byrd, R</b> (1, 7)<br>OBP: 0.414, SLG: 0.407        |                               | 1-3<br>K                         |                               | 0-2<br>1B                        |                               |                                  | 0-1<br>F8                     |                                  | 3-3<br>K                     | 4                               | 0                            | 1                                | 1                            | 0                                | 2                            |                                  |   |                                  |                                  |                                    |                                  |        |  |  |  |
| <b>Jeffrey Hammonds, R</b> (1, 10)<br>OBP: 0.267, SLG: 0.185  |                               | 1-2<br>HBP                       |                               | 0-1<br>1B                        |                               |                                  | 2-2<br>G5-3                   |                                  | 1-1<br>G3                    | 3                               | 0                            | 1                                | 0                            | 0                                | 0                            | 1                                |   |                                  |                                  |                                    |                                  |        |  |  |  |
| <b>Brian Schneider, L</b> (1, 2)<br>OBP: 0.301, SLG: 0.387    |                               | 0-0<br>F7                        |                               | 1-3<br>K                         |                               |                                  | 1-2<br>F7                     |                                  |                              | 3                               | 0                            | 0                                | 0                            | 0                                | 1                            | 4                                |   |                                  |                                  |                                    |                                  |        |  |  |  |
| <b>15 Cristian Guzman, S</b> (1, 6)<br>OBP: 0.243, SLG: 0.259 |                               |                                  | 1-2<br>K                      |                                  | 2-2<br>K                      |                                  | 0-1<br>G4-3                   |                                  |                              | 3                               | 0                            | 0                                | 0                            | 0                                | 2                            | 2                                |   |                                  |                                  |                                    |                                  |        |  |  |  |
| <b>Inning Stats</b>   | R: 0<br>E: 0<br>K: 1<br>S: 13 | H: 0<br>LOB: 0<br>BB: 0<br>P: 18 | R: 0<br>E: 0<br>K: 1<br>S: 10 | H: 1<br>LOB: 2<br>BB: 0<br>P: 13 | R: 0<br>E: 0<br>K: 3<br>S: 11 | H: 1<br>LOB: 1<br>BB: 0<br>P: 18 | R: 1<br>E: 0<br>K: 2<br>S: 19 | H: 3<br>LOB: 2<br>BB: 0<br>P: 23 | R: 0<br>E: 0<br>K: 1<br>S: 6 | H: 0<br>LOB: 0<br>BB: 0<br>P: 6 | R: 0<br>E: 0<br>K: 0<br>S: 6 | H: 0<br>LOB: 0<br>BB: 0<br>P: 11 | R: 0<br>E: 0<br>K: 0<br>S: 9 | H: 0<br>LOB: 0<br>BB: 0<br>P: 12 | R: 0<br>E: 0<br>K: 0<br>S: 8 | H: 0<br>LOB: 0<br>BB: 1<br>P: 15 | R: 0<br>E: 0<br>K: 1<br>S: 9  | H: 1<br>LOB: 1<br>BB: 0<br>P: 14 | 1B: 5<br>2B: 1<br>3B: 0<br>HR: 0 | SF: 0<br>SAC: 0<br>DP: 1<br>HBP: 1 | WP: 0<br>PB: 0<br>SB: 0<br>CS: 0 | PA: 34 |  |  |  |
| <b>PITCHER</b>  | IP                            | WLS                              | BF                            | H                                | R                             | ER                               | SO                            | BB                               | IBB                          | HBP                             | BLK                          | WP                               | HR                           | S                                | P                            | ERA                              | WHIP  |                                  |                                  |                                    |                                  |        |  |  |  |
| <b>Ted Lilly, L</b> (1, 1)<br>ERA: 8.82                       | 6.0                           | W                                | 24                            | 5                                | 1                             | 1                                | 8                             | 0                                | 0                            | 1                               | 1                            | 0                                | 0                            | 65                               | 89                           | 1.50                             | 0.833   |                                  |                                  |                                    |                                  |        |  |  |  |
| <b>Pete Walker, R</b> (7, 1)<br>ERA: 1.61                     | 3.0                           | S                                | 10                            | 1                                | 0                             | 0                                | 1                             | 1                                | 0                            | 0                               | 0                            | 0                                | 0                            | 26                               | 41                           | 0.00                             | 0.667   |                                  |                                  |                                    |                                  |        |  |  |  |

| Batter   | 1                             | 2                                | 3                            | 4                               | 5                            | 6                                | 7                             | 8                                    | 9                             | AB                               | R                             | H                                | RBI                          | BB                               | SO                           | LOB                              | BOTTOM  |                                  |                                  |                                    |                                  |        |  |  |  |
|--|-------------------------------|----------------------------------|------------------------------|---------------------------------|------------------------------|----------------------------------|-------------------------------|--------------------------------------|-------------------------------|----------------------------------|-------------------------------|----------------------------------|------------------------------|----------------------------------|------------------------------|----------------------------------|---|----------------------------------|----------------------------------|------------------------------------|----------------------------------|--------|--|--|--|
| <b>Orlando Hudson, S</b> (1, 4)<br>OBP: 0.327, SLG: 0.371    | 2-2<br>P5                     |                                  | 0-2<br>G5-3                  | 1-1<br>G3-1                     |                              |                                  | 4-1<br>15<br>G5-3<br>1B<br>BB |                                      |                               | 3                                | 0                             | 0                                | 0                            | 1                                | 0                            | 1                                | <b>Washington Nationals @ Toronto Blue Jays</b><br>Rogers Centre, Toronto, ON<br>Fri May 20 2005, 7:07 PM EDT<br>Att: 17,465 - Clear - 66 F |                                  |                                  |                                    |                                  |        |  |  |  |
| <b>Frank Catalanotto, L</b> (1, 7)<br>OBP: 0.336, SLG: 0.391 | 4-2<br>L4<br>15<br>1B<br>BB   |                                  |                              | 2-1<br>P5                       | 2-2                          |                                  | 1-2<br>1B                     |                                      |                               | 3                                | 0                             | 2                                | 0                            | 1                                | 0                            | 0                                |   |                                  |                                  |                                    |                                  |        |  |  |  |
| <b>3 Reed Johnson, R</b> (8, 7)<br>OBP: 0.399, SLG: 0.444    |                               |                                  |                              | 0-1<br>G3                       | 0-2<br>F8                    |                                  | 1-2<br>1B                     |                                      |                               | 0                                | 0                             | 0                                | 0                            | 0                                | 0                            | 0                                |   |                                  |                                  |                                    |                                  |        |  |  |  |
| <b>15 Alex Rios, R</b> (1, 9)<br>OBP: 0.344, SLG: 0.455      | 0-1<br>1-2<br>1B              |                                  |                              | 0-1<br>G3                       | 0-2<br>F8                    |                                  | 1-0<br>G5-3                   |                                      |                               | 4                                | 0                             | 1                                | 0                            | 0                                | 0                            | 3                                |   |                                  |                                  |                                    |                                  |        |  |  |  |
| <b>Shea Hillenbrand, R</b> (1, 5)<br>OBP: 0.394, SLG: 0.482  | 1-1<br>L4                     |                                  |                              | 1-2<br>10<br>HR<br>1B           | 2-2<br>P6                    |                                  | 0-1<br>P2                     |                                      |                               | 4                                | 1                             | 1                                | 0                            | 0                                | 0                            | 3                                |   |                                  |                                  |                                    |                                  |        |  |  |  |
| <b>10 Vernon Wells, R</b> (1, 8)<br>OBP: 0.277, SLG: 0.410   |                               | 3-1<br>P2                        |                              | 1-0<br>HR<br>1B                 | 1-3<br>K                     |                                  | 1-0<br>HR                     |                                      |                               | 4                                | 2                             | 2                                | 3                            | 0                                | 1                            | 1                                |   |                                  |                                  |                                    |                                  |        |  |  |  |
| <b>Eric Hinske, L</b> (1, 3)<br>OBP: 0.353, SLG: 0.449       |                               | 0-1<br>G4-3                      |                              | 1-2<br>2<br>3B<br>2B            |                              | 2-2<br>2<br>L7-4<br>2<br>S<br>1B |                               | 4-0<br>8<br>FC5-4<br>BB              |                               | 3                                | 1                             | 2                                | 0                            | 1                                | 0                            | 0                                |   |                                  |                                  |                                    |                                  |        |  |  |  |
| <b>8 Russ Adams, L</b> (1, 6)<br>OBP: 0.303, SLG: 0.396      |                               | 0-1<br>P6                        |                              | 4-0<br>2<br>3B<br>IBB           |                              | 1-3<br>K                         |                               | 0-2<br>FC5-4<br>2<br>1B<br>1-2<br>1B |                               | 3                                | 1                             | 0                                | 0                            | 1                                | 1                            | 2                                |   |                                  |                                  |                                    |                                  |        |  |  |  |
| <b>2 Aaron Hill, R</b> (1, 10)<br>OBP: 0.500, SLG: 1.000     |                               |                                  | 1-2<br>G5-3                  | 0-1<br>1-1<br>HR<br>1B<br>3B    |                              | 3-2<br>L7-4                      |                               | 1-1<br>1-1<br>1B                     |                               | 4                                | 1                             | 2                                | 2                            | 0                                | 0                            | 1                                |   |                                  |                                  |                                    |                                  |        |  |  |  |
| <b>Ken Huckaby, R</b> (1, 2)<br>OBP: 0.270, SLG: 0.212       |                               |                                  | 1-0<br>G5-3                  | 1-2<br>WP<br>1B                 |                              |                                  | 1-3<br>K                      |                                      |                               | 3                                | 0                             | 1                                | 1                            | 0                                | 1                            | 0                                |   |                                  |                                  |                                    |                                  |        |  |  |  |
| <b>Inning Stats</b>  | R: 0<br>E: 0<br>K: 0<br>S: 10 | H: 1<br>LOB: 1<br>BB: 1<br>P: 17 | R: 0<br>E: 0<br>K: 0<br>S: 6 | H: 0<br>LOB: 0<br>BB: 0<br>P: 9 | R: 0<br>E: 0<br>K: 0<br>S: 7 | H: 0<br>LOB: 0<br>BB: 0<br>P: 9  | R: 5<br>E: 0<br>K: 0<br>S: 20 | H: 5<br>LOB: 1<br>BB: 1<br>P: 31     | R: 0<br>E: 0<br>K: 1<br>S: 13 | H: 1<br>LOB: 1<br>BB: 0<br>P: 18 | R: 0<br>E: 0<br>K: 1<br>S: 10 | H: 1<br>LOB: 0<br>BB: 0<br>P: 16 | R: 0<br>E: 0<br>K: 1<br>S: 9 | H: 1<br>LOB: 1<br>BB: 1<br>P: 16 | R: 1<br>E: 0<br>K: 0<br>S: 8 | H: 2<br>LOB: 2<br>BB: 1<br>P: 14 | R: 0<br>E: 0<br>K: 0<br>S: 8  | H: 0<br>LOB: 0<br>BB: 0<br>P: 14 | 1B: 7<br>2B: 3<br>3B: 1<br>HR: 2 | SF: 0<br>SAC: 0<br>DP: 3<br>HBP: 0 | WP: 1<br>PB: 0<br>SB: 1<br>CS: 0 | PA: 35 |  |  |  |
| <b>PITCHER</b>   | IP                            | WLS                              | BF                           | H                               | R                            | ER                               | SO                            | BB                                   | IBB                           | HBP                              | BLK                           | WP                               | HR                           | S                                | P                            | ERA                              | WHIP  |                                  |                                  |                                    |                                  |        |  |  |  |
| <b>Claudio Vargas, R</b> (1, 1)<br>ERA: 9.0                  | 3.2                           | L                                | 18                           | 6                               | 5                            | 5                                | 0                             | 0                                    | 0                             | 0                                | 0                             | 1                                | 0                            | 25                               | 37                           | 0.00                             | 0.857   |                                  |                                  |                                    |                                  |        |  |  |  |
| <b>Jon Rauch, R</b> (4, 1)<br>ERA: 3.07                      | 2.1                           |                                  | 8                            | 2                               | 0                            | 0                                | 2                             | 0                                    | 0                             | 0                                | 0                             | 0                                | 0                            | 17                               | 30                           | 4.50                             | 2.500   |                                  |                                  |                                    |                                  |        |  |  |  |
| <b>Zach Day, R</b> (7, 1)<br>ERA: 6.0                        | 2.0                           |                                  | 9                            | 3                               | 1                            | 1                                | 1                             | 2                                    | 0                             | 0                                | 0                             | 0                                | 1                            | 17                               | 30                           | 4.50                             | 2.500   |                                  |                                  |                                    |                                  |        |  |  |  |

|     |    |
|-----|----|
| AB  | 32 |
| R   | 1  |
| H   | 6  |
| RBI | 1  |
| BB  | 1  |
| SO  | 9  |
| LOB | 13 |





| Batter  | 1                            | 2                                | 3                             | 4                                 | 5                             | 6                                | 7                            | 8                                | 9                            | AB                              | R                            | H                               | RBI                          | BB                              | SO                           | LOB                              | TOP  |                                    |                                  |        |  |
|---|------------------------------|----------------------------------|-------------------------------|-----------------------------------|-------------------------------|----------------------------------|------------------------------|----------------------------------|------------------------------|---------------------------------|------------------------------|---------------------------------|------------------------------|---------------------------------|------------------------------|----------------------------------|--|------------------------------------|----------------------------------|--------|--|
| <b>Brad Wilkerson, L</b> (1, 8)<br>OBP: 0.358, SLG: 0.449     | 1-1<br>G4-3                  |                                  | 4-1<br>24 BB<br>1B<br>BB      |                                   | 0-2<br>F8                     |                                  |                              | 0-1<br>P5                        |                              | 3                               | 0                            | 0                               | 0                            | 1                               | 0                            | 0                                | <b>Washington Nationals @ Toronto Blue Jays</b><br>Rogers Centre, Toronto, ON<br>Sat May 21 2005, 4:07 PM EDT<br>Att: 24,518 - Cloudy - 68 F |                                    |                                  |        |  |
| <b>Jamey Carroll, R</b> (1, 4)<br>OBP: 0.345, SLG: 0.333      | 2-2<br>F8                    |                                  | 2-3<br>K                      |                                   | 0-0<br>G6-3                   |                                  |                              | 2-2<br>L7                        |                              | 4                               | 0                            | 0                               | 0                            | 0                               | 1                            | 1                                |  |                                    |                                  |        |  |
| <b>Jose Guillen, R</b> (1, 10)<br>OBP: 0.327, SLG: 0.513      | 1-1<br>G5-3                  |                                  | 1-2<br>24 BB<br>1B            |                                   | 0-0<br>P2                     |                                  |                              | 0-1<br>F9                        |                              | 4                               | 0                            | 1                               | 0                            | 0                               | 0                            | 0                                |  |                                    |                                  |        |  |
| <b>24 Nick Johnson, L</b> (1, 3)<br>OBP: 0.419, SLG: 0.507    |                              | 3-2<br>G4-3<br>1B                | 4-2<br>FC6-4<br>BB            |                                   | 2-2<br>P6                     |                                  |                              | 0-0<br>G4-3                      |                              | 3                               | 0                            | 1                               | 0                            | 1                               | 0                            | 0                                |  |                                    |                                  |        |  |
| <b>Vinny Castilla, R</b> (1, 5)<br>OBP: 0.366, SLG: 0.479     |                              | 1-2<br>G4-3<br>1-2f              | 0-1<br>FC6-4<br>BB            |                                   | 0-2<br>F7                     |                                  |                              | 3-2<br>F8                        |                              | 4                               | 0                            | 0                               | 0                            | 0                               | 0                            | 4                                |  |                                    |                                  |        |  |
| <b>Ryan Church, L</b> (1, 9)<br>OBP: 0.323, SLG: 0.414        |                              | 0-0<br>2B<br>1B                  |                               | 2-1<br>G6-3                       |                               |                                  | 1-0<br>G3                    |                                  |                              | 3                               | 0                            | 1                               | 0                            | 0                               | 0                            | 0                                |  |                                    |                                  |        |  |
| <b>Jeffrey Hammonds, R</b> (1, 7)<br>OBP: 0.273, SLG: 0.233   |                              | 1-1<br>SAFE<br>2B                |                               | 3-2<br>G5-3                       |                               |                                  | 2-1<br>F9                    |                                  |                              | 3                               | 0                            | 1                               | 0                            | 0                               | 0                            | 0                                |  |                                    |                                  |        |  |
| <b>Brian Schneider, L</b> (1, 2)<br>OBP: 0.294, SLG: 0.377    |                              | 2-3<br>K                         |                               | 1-1<br>F9                         |                               |                                  | 0-2<br>G6-3                  |                                  |                              | 3                               | 0                            | 0                               | 0                            | 0                               | 1                            | 2                                |  |                                    |                                  |        |  |
| <b>15 Cristian Guzman, S</b> (1, 6)<br>OBP: 0.238, SLG: 0.254 |                              |                                  | 0-1<br>G3                     |                                   | 1-2<br>G3-1                   |                                  |                              | 0-0<br>G6-3                      |                              | 3                               | 0                            | 0                               | 0                            | 0                               | 0                            | 0                                |  |                                    |                                  |        |  |
| <b>Inning Stats</b>   | R: 0<br>E: 0<br>K: 0<br>S: 8 | H: 0<br>LOB: 0<br>BB: 0<br>P: 12 | R: 0<br>E: 0<br>K: 1<br>S: 14 | H: 3<br>LOB: 2<br>BB: 21<br>P: 21 | R: 0<br>E: 0<br>K: 1<br>S: 13 | H: 1<br>LOB: 3<br>BB: 2<br>P: 24 | R: 0<br>E: 0<br>K: 0<br>S: 8 | H: 0<br>LOB: 0<br>BB: 0<br>P: 14 | R: 0<br>E: 0<br>K: 0<br>S: 7 | H: 0<br>LOB: 0<br>BB: 0<br>P: 8 | R: 0<br>E: 0<br>K: 0<br>S: 6 | H: 0<br>LOB: 0<br>BB: 0<br>P: 9 | R: 0<br>E: 0<br>K: 0<br>S: 6 | H: 0<br>LOB: 0<br>BB: 0<br>P: 8 | R: 0<br>E: 0<br>K: 0<br>S: 7 | H: 0<br>LOB: 0<br>BB: 0<br>P: 10 | 1B: 3<br>2B: 1<br>3B: 0<br>HR: 0   | SF: 0<br>SAC: 0<br>DP: 1<br>HBP: 0 | WP: 0<br>PB: 0<br>SB: 0<br>CS: 0 | PA: 32 |  |
| <b>PITCHER</b>  | IP                           | WLS                              | BF                            | H                                 | R                             | ER                               | SO                           | BB                               | IBB                          | HBP                             | BLK                          | WP                              | HR                           | S                               | P                            | ERA                              | WHIP   |                                    |                                  |        |  |
| <b>32 Roy Halladay, R</b> (1, 1)<br>ERA: 2.84                 | 7.0                          | W                                | 26                            | 4                                 | 0                             | 0                                | 2                            | 2                                | 0                            | 0                               | 0                            | 0                               | 0                            | 64                              | 98                           | 0.00                             | 0.857  |                                    |                                  |        |  |
| <b>Scott Schoeneweis, L</b> (8, 1)<br>ERA: 4.91               | 1.0                          |                                  | 3                             | 0                                 | 0                             | 0                                | 0                            | 0                                | 0                            | 0                               | 0                            | 0                               | 0                            | 6                               | 8                            | 0.00                             | 0.000  |                                    |                                  |        |  |
| <b>Justin Speier, R</b> (9, 1)<br>ERA: 4.61                   | 1.0                          |                                  | 3                             | 0                                 | 0                             | 0                                | 0                            | 0                                | 0                            | 0                               | 0                            | 0                               | 0                            | 7                               | 10                           | 0.00                             | 0.000  |                                    |                                  |        |  |

| Batter  | 1                             | 2                                | 3                             | 4                                | 5                             | 6                                | 7                            | 8                                | 9                            | AB                              | R                            | H                                | RBI                          | BB                               | SO                           | LOB                              | BOTTOM   |                                    |                                  |        |  |
|---|-------------------------------|----------------------------------|-------------------------------|----------------------------------|-------------------------------|----------------------------------|------------------------------|----------------------------------|------------------------------|---------------------------------|------------------------------|----------------------------------|------------------------------|----------------------------------|------------------------------|----------------------------------|--|------------------------------------|----------------------------------|--------|--|
| <b>Orlando Hudson, S</b> (1, 4)<br>OBP: 0.337, SLG: 0.400   | 2-2<br>15 3B<br>2B            | 1-0<br>1B                        |                               | 2-1<br>G4-3                      |                               |                                  | 0-0<br>1B<br>3B              |                                  |                              | 4                               | 2                            | 3                                | 1                            | 0                                | 0                            | 0                                | <b>Washington Nationals @ Toronto Blue Jays</b><br>Rogers Centre, Toronto, ON<br>Sat May 21 2005, 4:07 PM EDT<br>Att: 24,518 - Cloudy - 68 F |                                    |                                  |        |  |
| <b>Frank Catalanotto, L</b> (1, 7)<br>ERA: 2.84             | 0-1<br>L9                     | 3-H<br>G4-3                      |                               |                                  | 2-1<br>G4-3                   |                                  | 0-1<br>G6-4-3<br>1B          |                                  |                              | 4                               | 0                            | 1                                | 1                            | 0                                | 0                            | 2                                |  |                                    |                                  |        |  |
| <b>3 Reed Johnson, R</b> (8, 7)<br>OBP: 0.399, SLG: 0.444   |                               |                                  |                               |                                  |                               |                                  | 3-H<br>K                     |                                  |                              | 0                               | 0                            | 0                                | 0                            | 0                                | 0                            | 0                                |  |                                    |                                  |        |  |
| <b>15 Alex Rios, R</b> (1, 9)<br>OBP: 0.342, SLG: 0.463     | 2-1<br>SF7<br>3B              |                                  | 1-1<br>L3                     |                                  | 0-0<br>G6-3                   |                                  | 3-3<br>K                     |                                  |                              | 4                               | 1                            | 1                                | 1                            | 0                                | 1                            | 1                                |  |                                    |                                  |        |  |
| <b>Shea Hillenbrand, R</b> (1, 5)<br>OBP: 0.391, SLG: 0.476 | 0-1<br>SF7                    |                                  | 3-2<br>10 1B<br>HBP           |                                  | 1-1<br>G5-3                   |                                  | 1-0<br>G6-4-3                |                                  |                              | 2                               | 0                            | 0                                | 1                            | 0                                | 0                            | 1                                |  |                                    |                                  |        |  |
| <b>Frank Menechino, R</b> (9, 5)<br>OBP: 0.349, SLG: 0.256  |                               |                                  |                               |                                  |                               |                                  | 1-2f                         |                                  |                              | 0                               | 0                            | 0                                | 0                            | 0                                | 0                            | 0                                |  |                                    |                                  |        |  |
| <b>10 Vernon Wells, R</b> (1, 8)<br>OBP: 0.282, SLG: 0.412  | 1-1<br>G5-3                   |                                  | 1-1<br>1B                     |                                  | 0-0<br>HR<br>1B               |                                  | 1-0<br>G6-3                  |                                  |                              | 4                               | 1                            | 2                                | 0                            | 0                                | 0                            | 0                                |  |                                    |                                  |        |  |
| <b>Eric Hinske, L</b> (1, 3)<br>OBP: 0.356, SLG: 0.468      |                               | 4-2<br>8 BLK<br>2B<br>BB         | 2-1<br>F7                     |                                  | 2-1<br>HR<br>1B               |                                  | 1-0<br>F8                    |                                  |                              | 3                               | 2                            | 1                                | 2                            | 1                                | 0                            | 2                                |  |                                    |                                  |        |  |
| <b>8 Russ Adams, L</b> (1, 6)<br>OBP: 0.301, SLG: 0.390     | 1-0<br>L6                     |                                  | 1-1<br>P3                     |                                  | 1-1<br>G4-3                   |                                  | 3-2<br>1B                    |                                  |                              | 4                               | 0                            | 1                                | 0                            | 0                                | 0                            | 3                                |  |                                    |                                  |        |  |
| <b>2 Aaron Hill, R</b> (1, 10)<br>OBP: 0.500, SLG: 0.875    | 0-0<br>L9<br>1B<br>2B         |                                  | 2-1<br>G5-4-3<br>1B           |                                  | 2-1<br>F9                     |                                  | 1-1<br>G6-3                  |                                  |                              | 4                               | 1                            | 2                                | 1                            | 0                                | 0                            | 1                                |  |                                    |                                  |        |  |
| <b>Ken Huckaby, R</b> (1, 2)<br>OBP: 0.250, SLG: 0.194      |                               | 1-1<br>L9                        |                               | 1-1<br>SAFE<br>G5-4-3            |                               | 0-0<br>G5-3                      |                              |                                  |                              | 3                               | 0                            | 0                                | 0                            | 0                                | 0                            | 2                                |  |                                    |                                  |        |  |
| <b>Inning Stats</b>   | R: 2<br>E: 0<br>K: 0<br>S: 13 | H: 2<br>LOB: 1<br>BB: 1<br>P: 18 | R: 2<br>E: 0<br>K: 0<br>S: 11 | H: 2<br>LOB: 1<br>BB: 1<br>P: 19 | R: 0<br>E: 0<br>K: 0<br>S: 11 | H: 1<br>LOB: 2<br>BB: 0<br>P: 19 | R: 0<br>E: 0<br>K: 0<br>S: 6 | H: 1<br>LOB: 0<br>BB: 0<br>P: 10 | R: 0<br>E: 0<br>K: 0<br>S: 5 | H: 0<br>LOB: 0<br>BB: 0<br>P: 8 | R: 2<br>E: 0<br>K: 0<br>S: 8 | H: 2<br>LOB: 0<br>BB: 0<br>P: 13 | R: 1<br>E: 0<br>K: 1<br>S: 7 | H: 2<br>LOB: 0<br>BB: 0<br>P: 11 | R: 0<br>E: 0<br>K: 0<br>S: 8 | H: 1<br>LOB: 1<br>BB: 0<br>P: 14 | 1B: 6<br>2B: 2<br>3B: 2<br>HR: 1   | SF: 1<br>SAC: 0<br>DP: 2<br>HBP: 1 | WP: 0<br>PB: 0<br>SB: 0<br>CS: 0 | PA: 35 |  |
| <b>PITCHER</b>  | IP                            | WLS                              | BF                            | H                                | R                             | ER                               | SO                           | BB                               | IBB                          | HBP                             | BLK                          | WP                               | HR                           | S                                | P                            | ERA                              | WHIP   |                                    |                                  |        |  |
| <b>Tony Armas, R</b> (1, 1)<br>ERA: 5.49                    | 7.0                           | L                                | 31                            | 10                               | 7                             | 7                                | 1                            | 1                                | 0                            | 1                               | 1                            | 1                                | 1                            | 61                               | 98                           | 9.00                             | 1.571  |                                    |                                  |        |  |
| <b>Hector Carrasco, R</b> (8, 1)<br>ERA: 1.74               | 1.0                           |                                  | 4                             | 1                                | 0                             | 0                                | 0                            | 0                                | 0                            | 0                               | 0                            | 0                                | 0                            | 8                                | 14                           | 0.00                             | 1.000  |                                    |                                  |        |  |

|     |    |
|-----|----|
| AB  | 30 |
| R   | 0  |
| H   | 4  |
| RBI | 0  |
| BB  | 2  |
| SO  | 2  |
| LOB | 7  |

|     |    |
|-----|----|
| AB  | 32 |
| R   | 7  |
| H   | 11 |
| RBI | 7  |
| BB  | 1  |
| SO  | 1  |
| LOB | 12 |





| Batter  | 1                            | 2                               | 3                             | 4                                | 5                            | 6                                | 7                            | 8                                | 9                             | AB                               | R                            | H                                | RBI                           | BB                               | SO                           | LOB                              | TOP   |                                  |                                  |                                    |                         |        |  |  |  |  |  |
|---|------------------------------|---------------------------------|-------------------------------|----------------------------------|------------------------------|----------------------------------|------------------------------|----------------------------------|-------------------------------|----------------------------------|------------------------------|----------------------------------|-------------------------------|----------------------------------|------------------------------|----------------------------------|---|----------------------------------|----------------------------------|------------------------------------|-------------------------|--------|--|--|--|--|--|
| Marlon Byrd, R<br>OBP: 0.382, SLG: 0.387        | F7                           |                                 | 1B                            |                                  | SF9                          | P3                               |                              | F8                               |                               | 4                                | 0                            | 1                                | 1                             | 0                                | 0                            | 1                                | <b>Washington Nationals @ Toronto Blue Jays</b><br>Rogers Centre, Toronto, ON<br>Sun May 22 2005, 1:07 PM EDT<br>Att: 28,408 - Partly Cloudy - 54 F |                                  |                                  |                                    |                         |        |  |  |  |  |  |
| Jamey Carroll, R<br>OBP: 0.352, SLG: 0.321      | G6-3                         |                                 | F9                            |                                  | 2B                           |                                  | G1-3                         | L3                               |                               | 3                                | 2                            | 0                                | 0                             | 2                                | 0                            | 1                                |   |                                  |                                  |                                    |                         |        |  |  |  |  |  |
| Jose Guillen, R<br>OBP: 0.329, SLG: 0.523       | G5-3                         |                                 |                               | F8                               | G3                           |                                  | G1-3                         | 2B                               |                               | 5                                | 0                            | 2                                | 3                             | 0                                | 0                            | 1                                |   |                                  |                                  |                                    |                         |        |  |  |  |  |  |
| 24 Nick Johnson, L<br>OBP: 0.418, SLG: 0.497    |                              | G3                              |                               | P5                               | G3                           |                                  | HR                           | P6                               |                               | 3                                | 1                            | 0                                | 0                             | 2                                | 0                            | 1                                |   |                                  |                                  |                                    |                         |        |  |  |  |  |  |
| Vinny Castilla, R<br>OBP: 0.364, SLG: 0.476     |                              |                                 |                               | F9                               | G3                           |                                  |                              |                                  |                               | 1                                | 0                            | 0                                | 0                             | 0                                | 1                            | 0                                |   |                                  |                                  |                                    |                         |        |  |  |  |  |  |
| Tony Blanco, R<br>OBP: 0.292, SLG: 0.478        |                              | K                               |                               |                                  |                              |                                  |                              |                                  |                               | 4                                | 2                            | 1                                | 3                             | 0                                | 0                            | 2                                |   |                                  |                                  |                                    |                         |        |  |  |  |  |  |
| Ryan Church, L<br>OBP: 0.347, SLG: 0.446        |                              |                                 |                               |                                  |                              |                                  |                              |                                  |                               | 5                                | 1                            | 4                                | 0                             | 0                                | 0                            | 2                                |   |                                  |                                  |                                    |                         |        |  |  |  |  |  |
| Jeffrey Hammonds, R<br>OBP: 0.280, SLG: 0.250   |                              |                                 |                               |                                  |                              |                                  |                              |                                  |                               | 2                                | 1                            | 1                                | 0                             | 0                                | 0                            | 1                                |   |                                  |                                  |                                    |                         |        |  |  |  |  |  |
| Carlos Baerga, S<br>OBP: 0.265, SLG: 0.250      |                              |                                 |                               |                                  |                              |                                  |                              |                                  |                               | 3                                | 0                            | 1                                | 1                             | 0                                | 0                            | 1                                |   |                                  |                                  |                                    |                         |        |  |  |  |  |  |
| Gary Bennett, R<br>OBP: 0.333, SLG: 0.381       |                              |                                 |                               | G5-3                             |                              |                                  |                              |                                  |                               | 5                                | 1                            | 2                                | 1                             | 0                                | 1                            | 3                                |   |                                  |                                  |                                    |                         |        |  |  |  |  |  |
| 15 Cristian Guzman, S<br>OBP: 0.237, SLG: 0.252 |                              |                                 |                               | P5                               |                              |                                  |                              |                                  |                               | 5                                | 1                            | 1                                | 0                             | 0                                | 0                            | 4                                |   |                                  |                                  |                                    |                         |        |  |  |  |  |  |
| <b>Inning Stats</b>                             | R: 0<br>E: 0<br>K: 0<br>S: 6 | H: 0<br>LOB: 0<br>BB: 0<br>P: 9 | R: 0<br>E: 0<br>K: 1<br>S: 12 | H: 1<br>LOB: 1<br>BB: 0<br>P: 20 | R: 0<br>E: 0<br>K: 0<br>S: 9 | H: 1<br>LOB: 1<br>BB: 0<br>P: 13 | R: 0<br>E: 0<br>K: 0<br>S: 8 | H: 0<br>LOB: 0<br>BB: 0<br>P: 11 | R: 5<br>E: 0<br>K: 0<br>S: 15 | H: 5<br>LOB: 2<br>BB: 2<br>P: 28 | R: 0<br>E: 0<br>K: 0<br>S: 8 | H: 1<br>LOB: 1<br>BB: 0<br>P: 14 | R: 3<br>E: 0<br>K: 1<br>S: 14 | H: 3<br>LOB: 2<br>BB: 2<br>P: 27 | R: 0<br>E: 0<br>K: 0<br>S: 7 | H: 1<br>LOB: 1<br>BB: 0<br>P: 14 | R: 1<br>E: 1<br>K: 0<br>S: 10   | H: 1<br>LOB: 1<br>BB: 0<br>P: 17 | 1B: 9<br>2B: 3<br>3B: 0<br>HR: 1 | SF: 1<br>SAC: 0<br>DP: 0<br>HBP: 0 | WP: 0<br>PB: 0<br>CS: 0 | PA: 45 |  |  |  |  |  |
| <b>PITCHER</b>                                  | IP                           | WLS                             | BF                            | H                                | R                            | ER                               | SO                           | BB                               | IBB                           | HBP                              | BLK                          | WP                               | HR                            | S                                | P                            | ERA                              | WHIP  |                                  |                                  |                                    |                         |        |  |  |  |  |  |
| Josh Towers, R<br>ERA: 3.76                     | 4.1                          | L                               | 21                            | 7                                | 5                            | 5                                | 1                            | 1                                | 0                             | 0                                | 0                            | 0                                | 0                             | 46                               | 70                           | 10.38                            | 1.846   |                                  |                                  |                                    |                         |        |  |  |  |  |  |
| 37 Scott Downs, L<br>ERA: 2.09                  | 1.1                          |                                 | 6                             | 1                                | 0                            | 0                                | 0                            | 1                                | 0                             | 0                                | 0                            | 0                                | 0                             | 10                               | 22                           | 0.00                             | 1.500   |                                  |                                  |                                    |                         |        |  |  |  |  |  |
| Vinnie Chulk, R<br>ERA: 4.15                    | 1.1                          |                                 | 9                             | 3                                | 3                            | 3                                | 1                            | 1                                | 1                             | 0                                | 0                            | 0                                | 1                             | 16                               | 30                           | 20.25                            | 3.000   |                                  |                                  |                                    |                         |        |  |  |  |  |  |
| 54 Jason Frasor, R<br>ERA: 3.44                 | 1.0                          |                                 | 4                             | 1                                | 0                            | 0                                | 0                            | 0                                | 0                             | 0                                | 0                            | 0                                | 0                             | 7                                | 14                           | 0.00                             | 1.000   |                                  |                                  |                                    |                         |        |  |  |  |  |  |
| Miguel Batista, R<br>ERA: 1.89                  | 1.0                          |                                 | 5                             | 1                                | 1                            | 0                                | 0                            | 0                                | 0                             | 0                                | 0                            | 0                                | 0                             | 10                               | 17                           | 0.00                             | 1.000   |                                  |                                  |                                    |                         |        |  |  |  |  |  |

| Batter  | 1                            | 2                                | 3                            | 4                               | 5                             | 6                                | 7                             | 8                                | 9                            | AB                              | R                            | H                                | RBI                           | BB                               | SO                           | LOB                              | BOTTOM  |                                  |                                  |                                    |                         |        |  |  |  |  |  |
|---|------------------------------|----------------------------------|------------------------------|---------------------------------|-------------------------------|----------------------------------|-------------------------------|----------------------------------|------------------------------|---------------------------------|------------------------------|----------------------------------|-------------------------------|----------------------------------|------------------------------|----------------------------------|---|----------------------------------|----------------------------------|------------------------------------|-------------------------|--------|--|--|--|--|--|
| Orlando Hudson, S<br>OBP: 0.331, SLG: 0.392   | G4-3                         |                                  | G4-3                         |                                 | F7                            |                                  |                               | 15 F9                            |                              | 3                               | 0                            | 0                                | 0                             | 0                                | 0                            | 2                                | <b>Washington Nationals @ Toronto Blue Jays</b><br>Rogers Centre, Toronto, ON<br>Sun May 22 2005, 1:07 PM EDT<br>Att: 28,408 - Partly Cloudy - 54 F |                                  |                                  |                                    |                         |        |  |  |  |  |  |
| Frank Menechino, R<br>OBP: 0.358, SLG: 0.295  |                              |                                  |                              |                                 |                               |                                  |                               | 2B                               |                              | 1                               | 0                            | 1                                | 0                             | 0                                | 0                            | 0                                |   |                                  |                                  |                                    |                         |        |  |  |  |  |  |
| 3 Read Johnson, R<br>OBP: 0.381, SLG: 0.424   | F9                           |                                  |                              | F8                              | F9                            |                                  |                               | F9                               |                              | 4                               | 0                            | 0                                | 0                             | 0                                | 0                            | 2                                |   |                                  |                                  |                                    |                         |        |  |  |  |  |  |
| 15 Alex Rios, R<br>OBP: 0.339, SLG: 0.454     | G6-3                         |                                  |                              | HR                              |                               |                                  | F9                            | F9                               |                              | 3                               | 1                            | 0                                | 0                             | 1                                | 0                            | 1                                |   |                                  |                                  |                                    |                         |        |  |  |  |  |  |
| Shea Hillenbrand, R<br>OBP: 0.388, SLG: 0.488 |                              | P6                               |                              | HR                              |                               |                                  | P6                            | G6-3                             |                              | 4                               | 1                            | 1                                | 2                             | 0                                | 0                            | 1                                |   |                                  |                                  |                                    |                         |        |  |  |  |  |  |
| 10 Vernon Wells, R<br>OBP: 0.277, SLG: 0.405  | F8                           |                                  |                              |                                 |                               |                                  | F8                            |                                  |                              | 3                               | 0                            | 0                                | 0                             | 0                                | 1                            | 0                                |   |                                  |                                  |                                    |                         |        |  |  |  |  |  |
| Andy Dominique, R<br>(9, PH)                  |                              |                                  |                              |                                 |                               |                                  |                               |                                  |                              | 1                               | 0                            | 0                                | 0                             | 0                                | 0                            | 0                                |   |                                  |                                  |                                    |                         |        |  |  |  |  |  |
| Eric Hinske, L<br>OBP: 0.360, SLG: 0.469      | P5                           |                                  |                              |                                 |                               |                                  |                               |                                  |                              | 4                               | 0                            | 2                                | 0                             | 0                                | 0                            | 0                                |   |                                  |                                  |                                    |                         |        |  |  |  |  |  |
| 2 Aaron Hill, R<br>OBP: 0.500, SLG: 0.750     |                              |                                  |                              |                                 | F7                            |                                  | G5-3                          |                                  |                              | 4                               | 0                            | 2                                | 0                             | 0                                | 0                            | 1                                |   |                                  |                                  |                                    |                         |        |  |  |  |  |  |
| 8 Russ Adams, L<br>OBP: 0.299, SLG: 0.385     |                              |                                  | FC3-6                        |                                 |                               |                                  |                               |                                  |                              | 4                               | 0                            | 1                                | 0                             | 0                                | 0                            | 3                                |   |                                  |                                  |                                    |                         |        |  |  |  |  |  |
| Ken Huckaby, R<br>OBP: 0.227, SLG: 0.175      |                              |                                  | G1-3                         |                                 |                               |                                  |                               |                                  |                              | 4                               | 0                            | 0                                | 0                             | 0                                | 1                            | 5                                |   |                                  |                                  |                                    |                         |        |  |  |  |  |  |
| <b>Inning Stats</b>                           | R: 0<br>E: 0<br>K: 0<br>S: 9 | H: 0<br>LOB: 0<br>BB: 0<br>P: 13 | R: 0<br>E: 0<br>K: 0<br>S: 6 | H: 0<br>LOB: 0<br>BB: 0<br>P: 6 | R: 0<br>E: 0<br>K: 1<br>S: 13 | H: 1<br>LOB: 1<br>BB: 0<br>P: 11 | R: 2<br>E: 0<br>K: 1<br>S: 13 | H: 2<br>LOB: 1<br>BB: 1<br>P: 28 | R: 0<br>E: 0<br>K: 0<br>S: 4 | H: 0<br>LOB: 0<br>BB: 0<br>P: 7 | R: 0<br>E: 0<br>K: 0<br>S: 7 | H: 0<br>LOB: 0<br>BB: 0<br>P: 12 | R: 0<br>E: 0<br>K: 1<br>S: 10 | H: 1<br>LOB: 1<br>BB: 0<br>P: 15 | R: 0<br>E: 0<br>K: 0<br>S: 7 | H: 1<br>LOB: 1<br>BB: 0<br>P: 10 | R: 0<br>E: 0<br>K: 0<br>S: 9  | H: 2<br>LOB: 2<br>BB: 0<br>P: 15 | 1B: 5<br>2B: 1<br>3B: 0<br>HR: 1 | SF: 0<br>SAC: 0<br>DP: 0<br>HBP: 0 | WP: 0<br>PB: 0<br>CS: 0 | PA: 36 |  |  |  |  |  |
| <b>PITCHER</b>                                | IP                           | WLS                              | BF                           | H                               | R                             | ER                               | SO                            | BB                               | IBB                          | HBP                             | BLK                          | WP                               | HR                            | S                                | P                            | ERA                              | WHIP  |                                  |                                  |                                    |                         |        |  |  |  |  |  |
| Tomo Ohka, R<br>ERA: 3.71                     | 8.0                          | W                                | 31                           | 5                               | 2                             | 2                                | 2                             | 1                                | 0                            | 0                               | 0                            | 0                                | 0                             | 65                               | 102                          | 2.25                             | 0.750   |                                  |                                  |                                    |                         |        |  |  |  |  |  |
| Gary Majewski, R<br>ERA: 1.53                 | 1.0                          |                                  | 5                            | 2                               | 0                             | 0                                | 0                             | 0                                | 0                            | 0                               | 0                            | 0                                | 0                             | 9                                | 15                           | 0.00                             | 2.000   |                                  |                                  |                                    |                         |        |  |  |  |  |  |

|     |    |
|-----|----|
| AB  | 40 |
| R   | 9  |
| H   | 13 |
| RBI | 9  |
| BB  | 4  |
| SO  | 2  |
| LOB | 17 |





| Batter   | 1   | 2                                | 3                                 | 4                                | 5                             | 6                                | 7                            | 8                                | 9                              | AB R H RBI BB SO LOB            | TOP   |                                  |                               |                                  |                               |                                  |                              |                                 |                                  |                                    |                                  |        |
|--|---|----------------------------------|-----------------------------------|----------------------------------|-------------------------------|----------------------------------|------------------------------|----------------------------------|--------------------------------|---------------------------------|---|----------------------------------|-------------------------------|----------------------------------|-------------------------------|----------------------------------|------------------------------|---------------------------------|----------------------------------|------------------------------------|----------------------------------|--------|
| 18 Johnny Damon, L (1, 8)<br>OBP: 0.413, SLG: 0.464    | 4-1<br>1B 34 S<br>G4-6-3<br>BB                        |                                  | 2-0<br>FC3-6<br>FC5-2<br>1B       |                                  | 1-3<br>K                      |                                  | 1 SAFE 0-1<br>FC4-6          |                                  | 0-1<br>L4                      | 4 2 0 0 1 1 4                   | <b>Boston Red Sox @ Toronto Blue Jays</b><br>Rogers Centre, Toronto, ON<br>Tue May 24 2005, 7:07 PM EDT<br>Att: 34,280 - Roof Closed - 68 F |                                  |                               |                                  |                               |                                  |                              |                                 |                                  |                                    |                                  |        |
| Edgar Renteria, R (1, 6)<br>OBP: 0.297, SLG: 0.350     | 3-1<br>34<br>G4-6-3<br>1B                             |                                  | 0-1<br>FC5-2<br>34<br>1B          |                                  |                               | 2-1<br>G5-3                      |                              | 1-2<br>34<br>1B<br>3B            | 4 2 2 0 0 0 2                  |                                 |   |                                  |                               |                                  |                               |                                  |                              |                                 |                                  |                                    |                                  |        |
| 34 David Ortiz, L (1, 10)<br>OBP: 0.373, SLG: 0.562    | 2-2<br>G4-6-3   |                                  | 2-0<br>2B<br>1B                   |                                  |                               | 3-2<br>P2                        |                              | 0-0<br>G4-3<br>1B                | 4 0 2 3 0 0 1                  |                                 |   |                                  |                               |                                  |                               |                                  |                              |                                 |                                  |                                    |                                  |        |
| Manny Ramirez, R (1, 7)<br>OBP: 0.353, SLG: 0.529      | 1-0<br>L6   |                                  | 2-0<br>2B<br>1B                   |                                  |                               | 1-1<br>G6-3                      |                              | 3-H 1-2<br>L4                    | 4 0 1 0 0 0 1                  |                                 |   |                                  |                               |                                  |                               |                                  |                              |                                 |                                  |                                    |                                  |        |
| Trot Nixon, L (1, 9)<br>OBP: 0.413, SLG: 0.516         |   | 0-1<br>F7                        |                                   | 2-1<br>G3                        |                               |                                  | 2-0<br>G4-3<br>HR<br>1B      | 1-0<br>G4-3                      | 4 1 1 0 0 0 1                  |                                 |   |                                  |                               |                                  |                               |                                  |                              |                                 |                                  |                                    |                                  |        |
| Jason Varitek, S (1, 2)<br>OBP: 0.387, SLG: 0.594      |   | 3-2<br>G6-4-3<br>1B              |                                   | 1-3<br>K                         |                               |                                  | 0-1<br>G4-3                  | 2-3<br>K                         | 4 0 1 0 0 2 2                  |                                 |   |                                  |                               |                                  |                               |                                  |                              |                                 |                                  |                                    |                                  |        |
| Kevin Millar, R (1, 3)<br>OBP: 0.341, SLG: 0.322       |   | 1-0<br>G6-4-3                    |                                   | 1-3<br>K                         |                               |                                  | 3-2<br>P4                    | 0-0<br>G4-3                      | 4 0 0 0 0 1 2                  |                                 |   |                                  |                               |                                  |                               |                                  |                              |                                 |                                  |                                    |                                  |        |
| Bill Mueller, S (1, 5)<br>OBP: 0.405, SLG: 0.398       |   |                                  | 2-2<br>18<br>FC3-6<br>FC5-2<br>1B |                                  | 0-1<br>G6-3                   |                                  | 1-0<br>G6-3<br>HR            | 2-1<br>HBP                       | 3 1 2 2 0 0 0<br>0 0 0 0 0 0 0 |                                 |   |                                  |                               |                                  |                               |                                  |                              |                                 |                                  |                                    |                                  |        |
| 20 Kevin Youkilis, R (9, PR)<br>OBP: 0.463, SLG: 0.441 |   |                                  | 4-1<br>18<br>FC3-6<br>BB          |                                  | 1-0<br>G5-3                   |                                  | 3-1<br>G6-3<br>HR<br>1B      | 1-1<br>P3                        | 3 0 1 0 1 0 1                  |                                 |   |                                  |                               |                                  |                               |                                  |                              |                                 |                                  |                                    |                                  |        |
| Mark Bellhorn, S (1, 4)<br>OBP: 0.346, SLG: 0.377      |   |                                  | 1 SAFE 4-1<br>18<br>FC3-6<br>BB   |                                  |                               |                                  |                              |                                  |                                |                                 |   |                                  |                               |                                  |                               |                                  |                              |                                 |                                  |                                    |                                  |        |
| <b>Inning Stats</b>                                    | R: 1<br>E: 0<br>K: 0<br>S: 10                         | H: 1<br>LOB: 0<br>BB: 1<br>P: 20 | R: 0<br>E: 0<br>K: 0<br>S: 9      | H: 1<br>LOB: 0<br>BB: 0<br>P: 13 | R: 2<br>E: 0<br>K: 0<br>S: 10 | H: 3<br>LOB: 2<br>BB: 1<br>P: 21 | R: 0<br>E: 0<br>K: 2<br>S: 8 | H: 0<br>LOB: 0<br>BB: 0<br>P: 12 | R: 0<br>E: 0<br>K: 1<br>S: 6   | H: 0<br>LOB: 0<br>BB: 0<br>P: 8 | R: 0<br>E: 0<br>K: 0<br>S: 7  | H: 0<br>LOB: 0<br>BB: 0<br>P: 13 | R: 2<br>E: 0<br>K: 0<br>S: 12 | H: 3<br>LOB: 1<br>BB: 0<br>P: 21 | R: 1<br>E: 0<br>K: 1<br>S: 12 | H: 2<br>LOB: 1<br>BB: 0<br>P: 17 | R: 0<br>E: 0<br>K: 0<br>S: 6 | H: 0<br>LOB: 1<br>BB: 0<br>P: 9 | 1B: 7<br>2B: 1<br>3B: 1<br>HR: 1 | SF: 0<br>SAC: 0<br>DP: 2<br>HBP: 1 | WP: 0<br>PB: 0<br>SB: 1<br>CS: 0 | PA: 37 |
| <b>PITCHER</b>   | IP WLS BF H R ER SO BB IBB HBP BLK WP HR S P ERA WHIP |                                  |                                   |                                  |                               |                                  |                              |                                  |                                |                                 |   |                                  |                               |                                  |                               |                                  |                              |                                 |                                  |                                    |                                  |        |
| Dave Bush, R (1, 1)<br>ERA: 4.98                       | 3.0 13 5 3 3 3 0 2 0 0 0 0 0 0 29 54 9.00 2.333       |                                  |                                   |                                  |                               |                                  |                              |                                  |                                |                                 |   |                                  |                               |                                  |                               |                                  |                              |                                 |                                  |                                    |                                  |        |
| 37 Scott Downs, L (4, 1)<br>ERA: 3.38                  | 3.2 14 3 2 2 3 0 0 0 0 0 0 1 31 52 4.91 0.818         |                                  |                                   |                                  |                               |                                  |                              |                                  |                                |                                 |   |                                  |                               |                                  |                               |                                  |                              |                                 |                                  |                                    |                                  |        |
| 54 Jason Frasor, R (7, 1)<br>ERA: 3.79                 | 0.2 4 2 1 1 0 0 0 0 0 0 0 0 10 12 13.50 3.000         |                                  |                                   |                                  |                               |                                  |                              |                                  |                                |                                 |   |                                  |                               |                                  |                               |                                  |                              |                                 |                                  |                                    |                                  |        |
| Scott Schoeneweis, L (8, 1)<br>ERA: 4.8                | 0.1 1 0 0 0 0 0 0 0 0 0 0 0 1 2 0.00 0.000            |                                  |                                   |                                  |                               |                                  |                              |                                  |                                |                                 |   |                                  |                               |                                  |                               |                                  |                              |                                 |                                  |                                    |                                  |        |
| Miguel Batista, R (8, 1)<br>ERA: 1.77                  | 1.1 W 5 0 0 0 1 0 0 1 0 0 0 0 9 14 0.00 0.000         |                                  |                                   |                                  |                               |                                  |                              |                                  |                                |                                 |   |                                  |                               |                                  |                               |                                  |                              |                                 |                                  |                                    |                                  |        |

AB 34  
R 6  
H 10  
RBI 5  
BB 2  
SO 4  
LOB 14



| Batter   | 1   | 2                                | 3                            | 4                                 | 5                            | 6                                | 7                             | 8                                | 9                            | AB R H RBI BB SO LOB            | BOTTOM  |                                 |                               |                                  |                              |                                 |                              |                                  |                                  |                                    |                                  |        |
|--|---|----------------------------------|------------------------------|-----------------------------------|------------------------------|----------------------------------|-------------------------------|----------------------------------|------------------------------|---------------------------------|---|---------------------------------|-------------------------------|----------------------------------|------------------------------|---------------------------------|------------------------------|----------------------------------|----------------------------------|------------------------------------|----------------------------------|--------|
| 3 Reed Johnson, R (1, 7)<br>OBP: 0.382, SLG: 0.489   | 1-2<br>P4   |                                  | 1-2<br>G6-3                  | 1-1<br>F8                         |                              |                                  | 1-1<br>HR                     |                                  | 0-1<br>HR                    | 5 2 2 5 0 0 2                   | <b>Boston Red Sox @ Toronto Blue Jays</b><br>Rogers Centre, Toronto, ON<br>Tue May 24 2005, 7:07 PM EDT<br>Att: 34,280 - Roof Closed - 68 F |                                 |                               |                                  |                              |                                 |                              |                                  |                                  |                                    |                                  |        |
| Frank Menechino, R (1, 10)<br>OBP: 0.338, SLG: 0.277 | 0-3<br>K  |                                  | 2-3<br>G5-3                  |                                   | 1-0<br>F9                    |                                  | 1-1<br>15<br>CS<br>1B         |                                  | 1-H 2-H<br>HR                | 3 0 0 0 0 1 1<br>1 0 1 0 0 0 0  |   |                                 |                               |                                  |                              |                                 |                              |                                  |                                  |                                    |                                  |        |
| Eric Hinske, L (7, PH)<br>(8, 10)                    |   |                                  |                              |                                   |                              |                                  |                               |                                  |                              | 4 0 1 0 0 1 1                   |   |                                 |                               |                                  |                              |                                 |                              |                                  |                                  |                                    |                                  |        |
| 15 Alex Rios, R (1, 9)<br>OBP: 0.337, SLG: 0.455     | 2-1<br>G5-3   |                                  |                              | 1-0<br>FC6-5<br>2B                | 0-2<br>K                     |                                  | 2-2<br>G5-3                   |                                  |                              | 4 1 1 0 0 0 1                   |   |                                 |                               |                                  |                              |                                 |                              |                                  |                                  |                                    |                                  |        |
| Shea Hillenbrand, R (1, 3)<br>OBP: 0.380, SLG: 0.477 |   | 0-1<br>L5                        |                              | 0-0<br>FC6-5<br>10 E 10 S<br>2 3B | 1-0<br>P3                    |                                  |                               | 0-0<br>G5-3                      |                              | 4 1 0 0 0 0 1                   |   |                                 |                               |                                  |                              |                                 |                              |                                  |                                  |                                    |                                  |        |
| 10 Vernon Wells, R (1, 8)<br>OBP: 0.282, SLG: 0.404  |   | 3-2<br>FC4-6<br>1B               |                              | 4-0<br>2<br>3B<br>BB              |                              |                                  | 0-0<br>P4                     |                                  | 2-2<br>P4                    | 3 1 1 0 1 0 0                   |   |                                 |                               |                                  |                              |                                 |                              |                                  |                                  |                                    |                                  |        |
| 2 Aaron Hill, R (1, 5)<br>OBP: 0.436, SLG: 0.750     |   | 0-0<br>FC4-6<br>FC6-4<br>1-2     |                              | 2-0<br>9<br>HR<br>3B              |                              |                                  | 2-2<br>G4-3                   |                                  | 1-1<br>G3                    | 4 1 1 2 0 0 1                   |   |                                 |                               |                                  |                              |                                 |                              |                                  |                                  |                                    |                                  |        |
| 9 Gregg Zaun, S (1, 2)<br>OBP: 0.385, SLG: 0.474     |   | 0-0<br>FC6-4<br>1-2              |                              | 0-2<br>3-H<br>HR                  |                              |                                  | 0-1<br>G6-3                   |                                  |                              | 4 1 1 2 0 0 1                   |   |                                 |                               |                                  |                              |                                 |                              |                                  |                                  |                                    |                                  |        |
| Orlando Hudson, S (1, 4)<br>OBP: 0.330, SLG: 0.389   |   |                                  | 2-1<br>F9                    |                                   | 1-0<br>G6-3                  |                                  | 3-1<br>F9                     |                                  | 1-2<br>3<br>HR<br>1B         | 4 1 1 0 0 0 0                   |   |                                 |                               |                                  |                              |                                 |                              |                                  |                                  |                                    |                                  |        |
| John McDonald, R (1, 6)<br>OBP: 0.377, SLG: 0.388    |   |                                  | 0-1<br>G6-3<br>2B            |                                   | 1-2<br>1B                    |                                  | 1-2<br>3<br>HR<br>1B          |                                  | 4-0<br>3<br>HR<br>BB         | 3 2 3 0 1 0 0                   |   |                                 |                               |                                  |                              |                                 |                              |                                  |                                  |                                    |                                  |        |
| <b>Inning Stats</b>                                  | R: 0<br>E: 0<br>K: 1<br>S: 10                         | H: 0<br>LOB: 0<br>BB: 0<br>P: 13 | R: 0<br>E: 0<br>K: 0<br>S: 8 | H: 1<br>LOB: 1<br>BB: 0<br>P: 11  | R: 0<br>E: 0<br>K: 0<br>S: 8 | H: 1<br>LOB: 0<br>BB: 0<br>P: 12 | R: 4<br>E: 0<br>K: 0<br>S: 13 | H: 4<br>LOB: 1<br>BB: 1<br>P: 23 | R: 0<br>E: 0<br>K: 1<br>S: 5 | H: 0<br>LOB: 0<br>BB: 0<br>P: 7 | R: 0<br>E: 0<br>K: 0<br>S: 7  | H: 0<br>LOB: 0<br>BB: 0<br>P: 9 | R: 2<br>E: 0<br>K: 0<br>S: 12 | H: 3<br>LOB: 0<br>BB: 0<br>P: 20 | R: 0<br>E: 0<br>K: 0<br>S: 6 | H: 0<br>LOB: 0<br>BB: 0<br>P: 9 | R: 3<br>E: 0<br>K: 0<br>S: 9 | H: 2<br>LOB: 0<br>BB: 1<br>P: 15 | 1B: 5<br>2B: 2<br>3B: 1<br>HR: 3 | SF: 0<br>SAC: 0<br>DP: 0<br>HBP: 0 | WP: 0<br>PB: 0<br>SB: 1<br>CS: 1 | PA: 37 |
| <b>PITCHER</b>                                       | IP WLS BF H R ER SO BB IBB HBP BLK WP HR S P ERA WHIP |                                  |                              |                                   |                              |                                  |                               |                                  |                              |                                 |   |                                 |                               |                                  |                              |                                 |                              |                                  |                                  |                                    |                                  |        |
| David Wells, L (1, 1)<br>ERA: 6.81                   | 6.1 27 7 5 5 2 1 0 0 0 0 0 1 13 20 5.40 1.200         |                                  |                              |                                   |                              |                                  |                               |                                  |                              |                                 |   |                                 |                               |                                  |                              |                                 |                              |                                  |                                  |                                    |                                  |        |
| 50 Mike Timlin, R (7, 1)<br>ERA: 1.19                | 1.2 B 6 2 1 1 0 0 0 0 0 0 0 1 9 15 81.00 9.000        |                                  |                              |                                   |                              |                                  |                               |                                  |                              |                                 |   |                                 |                               |                                  |                              |                                 |                              |                                  |                                  |                                    |                                  |        |
| Alan Embree, L (9, 1)<br>ERA: 5.03                   | 0.1 L 4 2 3 3 0 1 0 0 0 0 0 1 9 15 81.00 9.000        |                                  |                              |                                   |                              |                                  |                               |                                  |                              |                                 |   |                                 |                               |                                  |                              |                                 |                              |                                  |                                  |                                    |                                  |        |

AB 35  
R 9  
H 11  
RBI 9  
BB 2  
SO 2  
LOB 7









| Batter   | 1   | 2                                | 3                             | 4                                | 5                            | 6                                | 7                             | 8                                | 9                            | AB                               | R                            | H                                | RBI                          | BB                               | SO                           | LOB                              | TOP  |                                  |                                    |                                  |
|--|---|----------------------------------|-------------------------------|----------------------------------|------------------------------|----------------------------------|-------------------------------|----------------------------------|------------------------------|----------------------------------|------------------------------|----------------------------------|------------------------------|----------------------------------|------------------------------|----------------------------------|--|----------------------------------|------------------------------------|----------------------------------|
| 18 Johnny Damon, L (1, 8)<br>OBP: 0.397, SLG: 0.447  | F8  |                                  | L7                            |                                  | SF7                          |                                  | G4-3                          |                                  |                              | 3                                | 0                            | 0                                | 1                            | 0                                | 0                            | 0                                | <b>Boston Red Sox @ Toronto Blue Jays</b><br>Rogers Centre, Toronto, ON<br>Thu May 26 2005, 7:07 PM EDT<br>Att: 26,255 - Cloudy - 73 F |                                  |                                    |                                  |
| Edgar Renteria, R (1, 6)<br>OBP: 0.305, SLG: 0.357<br>Ramón Vázquez, L (7, 6)<br>OBP: 0.267, SLG: 0.279    | 1B  |                                  | 1B                            |                                  | P3                           |                                  | 1B                            |                                  |                              | 4                                | 0                            | 3                                | 0                            | 0                                | 0                            | 1                                |  |                                  |                                    |                                  |
| 34 David Ortiz, L (1, 10)<br>OBP: 0.363, SLG: 0.540  | K   |                                  | L7                            |                                  | P2                           |                                  | G3                            |                                  |                              | 4                                | 0                            | 0                                | 0                            | 0                                | 1                            | 4                                |  |                                  |                                    |                                  |
| Manny Ramirez, R (1, 7)<br>OBP: 0.339, SLG: 0.503  | F8  |                                  |                               |                                  | F9                           |                                  | G5-3                          |                                  | F9                           | 4                                | 0                            | 0                                | 0                            | 0                                | 0                            | 1                                |  |                                  |                                    |                                  |
| Jason Varitek, S (1, 2)<br>OBP: 0.389, SLG: 0.580<br>10 Shawn Wooten, R (7, 2)                             | 1B  |                                  | G4-3                          |                                  | G4-3                         |                                  | BB 1B                         |                                  | G1                           | 2                                | 0                            | 1                                | 0                            | 1                                | 0                            | 0                                |  |                                  |                                    |                                  |
| Kevin Millar, R (1, 3)<br>OBP: 0.342, SLG: 0.331   | L5  |                                  | 1B                            |                                  | 1B                           |                                  | BB 1B                         |                                  | 2B                           | 4                                | 0                            | 3                                | 0                            | 0                                | 0                            | 1                                |  |                                  |                                    |                                  |
| Bill Mueller, S (1, 5)<br>OBP: 0.413, SLG: 0.394<br>20 Kevin Youkilis, R (8, PH)<br>OBP: 0.452, SLG: 0.429 | K   |                                  | F9                            |                                  | F9                           |                                  | G6-4-3 BB                     |                                  | PO                           | 2                                | 0                            | 0                                | 0                            | 1                                | 1                            | 2                                |  |                                  |                                    |                                  |
| Jay Payton, R (1, 9)<br>OBP: 0.259, SLG: 0.297   | FC4   |                                  |                               |                                  | G6-4-3                       |                                  | G5-3                          |                                  |                              | 4                                | 1                            | 1                                | 0                            | 0                                | 0                            | 4                                |  |                                  |                                    |                                  |
| Mark Bellhorn, S (1, 4)<br>OBP: 0.344, SLG: 0.372  |   |                                  | P3                            |                                  | E5                           |                                  | K                             |                                  | P3                           | 4                                | 0                            | 1                                | 0                            | 0                                | 1                            | 0                                |  |                                  |                                    |                                  |
| <b>Inning Stats</b>  | R: 0<br>E: 0<br>K: 1<br>S: 8                          | H: 1<br>LOB: 1<br>BB: 0<br>P: 10 | R: 0<br>E: 0<br>K: 1<br>S: 11 | H: 1<br>LOB: 1<br>BB: 0<br>P: 17 | R: 0<br>E: 0<br>K: 0<br>S: 9 | H: 1<br>LOB: 1<br>BB: 0<br>P: 15 | R: 0<br>E: 0<br>K: 0<br>S: 10 | H: 1<br>LOB: 1<br>BB: 0<br>P: 18 | R: 1<br>E: 1<br>K: 0<br>S: 7 | H: 2<br>LOB: 1<br>BB: 2<br>P: 11 | R: 0<br>E: 0<br>K: 0<br>S: 8 | H: 1<br>LOB: 2<br>BB: 0<br>P: 20 | R: 0<br>E: 0<br>K: 1<br>S: 6 | H: 1<br>LOB: 0<br>BB: 0<br>P: 10 | R: 0<br>E: 0<br>K: 1<br>S: 9 | H: 0<br>LOB: 0<br>BB: 0<br>P: 14 |  | 1B: 8<br>2B: 1<br>3B: 0<br>HR: 0 | SF: 1<br>SAC: 0<br>DP: 1<br>HBP: 0 | WP: 0<br>PB: 0<br>SB: 1<br>CS: 0 |
| <b>PITCHER</b>   | IP WLS BF H R ER SO BB IBB HBP BLK WP HR S P ERA WHIP |                                  |                               |                                  |                              |                                  |                               |                                  |                              |                                  |                              |                                  |                              |                                  |                              |                                  |  |                                  |                                    |                                  |
| 39 Gustavo Chacin, L (1, 1)<br>ERA: 3.34<br>Pete Walker, R (7, 1)<br>ERA: 1.42                             | 6.0 W 26 7 1 0 2 2 0 0 0 0 0 0 53 91 0.00 1.500       |                                  |                               |                                  |                              |                                  |                               |                                  |                              |                                  |                              |                                  |                              |                                  |                              |                                  |  |                                  |                                    |                                  |
| 3 Pete Walker, R (7, 1)<br>ERA: 1.42   | 3.0 S 10 2 0 0 2 0 0 0 0 0 0 0 22 35 0.00 0.667       |                                  |                               |                                  |                              |                                  |                               |                                  |                              |                                  |                              |                                  |                              |                                  |                              |                                  |  |                                  |                                    |                                  |

| Batter   | 1   | 2                                | 3                             | 4                                | 5                            | 6                               | 7                            | 8                               | 9                            | AB                               | R                             | H                                | RBI                          | BB                               | SO                            | LOB                              | BOTTOM   |                                  |                                    |                                  |
|--|---|----------------------------------|-------------------------------|----------------------------------|------------------------------|---------------------------------|------------------------------|---------------------------------|------------------------------|----------------------------------|-------------------------------|----------------------------------|------------------------------|----------------------------------|-------------------------------|----------------------------------|--|----------------------------------|------------------------------------|----------------------------------|
| 3 Reed Johnson, R (1, 7)<br>OBP: 0.391, SLG: 0.515   |   |                                  |                               | G6-3                             |                              | F9                              |                              |                                 |                              | 4                                | 1                             | 1                                | 0                            | 0                                | 0                             | 2                                | <b>Boston Red Sox @ Toronto Blue Jays</b><br>Rogers Centre, Toronto, ON<br>Thu May 26 2005, 7:07 PM EDT<br>Att: 26,255 - Cloudy - 73 F |                                  |                                    |                                  |
| Orlando Hudson, S (1, 4)<br>OBP: 0.321, SLG: 0.381   | SF8   | 1B                               |                               | L7                               |                              | F9                              |                              |                                 |                              | 3                                | 1                             | 1                                | 1                            | 0                                | 0                             | 0                                |  |                                  |                                    |                                  |
| 15 Alex Rios, R (1, 9)<br>OBP: 0.328, SLG: 0.441   | G3-1  | K                                |                               |                                  |                              | F9                              |                              | L9                              |                              | 4                                | 0                             | 0                                | 0                            | 0                                | 1                             | 1                                |  |                                  |                                    |                                  |
| Shea Hillenbrand, R (1, 5)<br>OBP: 0.380, SLG: 0.470   | HR  | 1B                               |                               |                                  |                              | G4-6-3                          |                              | G6-3                            |                              | 3                                | 1                             | 2                                | 1                            | 1                                | 0                             | 0                                |  |                                  |                                    |                                  |
| Eric Hinske, L (1, 3)<br>OBP: 0.360, SLG: 0.484<br>Frank Menechino, R (8, PH)<br>OBP: 0.351, SLG: 0.277  | HR  | L8                               |                               |                                  |                              | G4-6-3                          |                              | 2B                              |                              | 3                                | 1                             | 1                                | 2                            | 0                                | 0                             | 1                                |  |                                  |                                    |                                  |
| 10 Vernon Wells, R (1, 8)<br>OBP: 0.281, SLG: 0.399  | BB  |                                  |                               | F9                               |                              | G5-3                            |                              | F9                              |                              | 3                                | 1                             | 0                                | 0                            | 1                                | 0                             | 1                                |  |                                  |                                    |                                  |
| 9 Gregg Zaun, S (1, 2)<br>OBP: 0.384, SLG: 0.476   | BB  |                                  |                               | G3-1                             |                              | G3-1                            |                              | P3                              |                              | 4                                | 2                             | 2                                | 0                            | 0                                | 0                             | 1                                |  |                                  |                                    |                                  |
| 2 Aaron Hill, R (1, 10)<br>OBP: 0.478, SLG: 0.700  | BB  |                                  |                               | F9                               |                              | L3                              |                              |                                 |                              | 2                                | 1                             | 0                                | 0                            | 2                                | 0                             | 1                                |  |                                  |                                    |                                  |
| 8 Russ Adams, L (1, 6)<br>OBP: 0.315, SLG: 0.432   | 2B  |                                  |                               | P3                               |                              | P3                              |                              | G4-3                            |                              | 4                                | 0                             | 2                                | 4                            | 0                                | 0                             | 2                                |  |                                  |                                    |                                  |
| <b>Inning Stats</b>  | R: 6<br>E: 0<br>K: 0<br>S: 24                         | H: 4<br>LOB: 1<br>BB: 3<br>P: 43 | R: 1<br>E: 0<br>K: 1<br>S: 13 | H: 2<br>LOB: 0<br>BB: 0<br>P: 17 | R: 0<br>E: 0<br>K: 0<br>S: 6 | H: 0<br>LOB: 0<br>BB: 0<br>P: 9 | R: 0<br>E: 0<br>K: 0<br>S: 7 | H: 0<br>LOB: 0<br>BB: 0<br>P: 8 | R: 0<br>E: 0<br>K: 0<br>S: 6 | H: 1<br>LOB: 1<br>BB: 0<br>P: 10 | R: 1<br>E: 0<br>K: 0<br>S: 12 | H: 2<br>LOB: 1<br>BB: 0<br>P: 18 | R: 0<br>E: 0<br>K: 0<br>S: 7 | H: 0<br>LOB: 0<br>BB: 0<br>P: 11 | R: 0<br>E: 0<br>K: 0<br>S: 10 | H: 0<br>LOB: 2<br>BB: 1<br>P: 18 |  | 1B: 5<br>2B: 2<br>3B: 1<br>HR: 1 | SF: 1<br>SAC: 0<br>DP: 1<br>HBP: 1 | WP: 0<br>PB: 0<br>SB: 1<br>CS: 0 |
| <b>PITCHER</b>   | IP WLS BF H R ER SO BB IBB HBP BLK WP HR S P ERA WHIP |                                  |                               |                                  |                              |                                 |                              |                                 |                              |                                  |                               |                                  |                              |                                  |                               |                                  |  |                                  |                                    |                                  |
| Wade Miller, R (1, 1)<br>ERA: 6.16<br>Geremi Gonzalez, R (3, 1)<br>ERA: 6.65<br>Alan Embree, L (7, 1)<br>ERA: 4.79<br>Mike Myers, L (8, 1)<br>ERA: 2.7 | 2.0 L 14 6 7 1 0 3 0 0 0 0 0 0 31 45 2.25 0.750       |                                  |                               |                                  |                              |                                 |                              |                                 |                              |                                  |                               |                                  |                              |                                  |                               |                                  |  |                                  |                                    |                                  |
| Alan Embree, L (7, 1)<br>ERA: 4.79<br>Mike Myers, L (8, 1)<br>ERA: 2.7   | 1.0 3 0 0 0 0 0 0 0 0 0 0 7 11 0.00 0.000             |                                  |                               |                                  |                              |                                 |                              |                                 |                              |                                  |                               |                                  |                              |                                  |                               |                                  |  |                                  |                                    |                                  |
| Mike Myers, L (8, 1)<br>ERA: 2.7   | 1.0 5 0 0 0 0 1 0 1 0 0 0 10 18 0.00 1.000            |                                  |                               |                                  |                              |                                 |                              |                                 |                              |                                  |                               |                                  |                              |                                  |                               |                                  |  |                                  |                                    |                                  |



| Batter   | 1   | 2   | 3   | 4   | 5   | 6   | 7   | 8   | 9   | AB  | R   | H   | RBI   | BB  | SO  | LOB   | TOP   |   |   |   |   |
|--|---|---|---|---|---|---|---|---|---|---|---|---|---|---|---|---|---|---|---|---|---|
| Shannon Stewart, R<br>OBP: 0.353, SLG: 0.423   | 2-2<br>20 E<br>1B   | 3-1<br>HR   | 1-0<br>L5   |   | 2-2<br>1B   |   | 1-2<br>1B   |   |   | 5   | 2   | 4   | 1   | 0   | 0   | 0   |   |   |   |   |   |
| 8 Nick Punto, S<br>OBP: 0.356, SLG: 0.417      | 0-0<br>20 E<br>1B   | 0-0<br>20 1B  | 2-0<br>3B   |   | 1-0<br>F7   |   | 0-0<br>P6   |   |   | 5   | 1   | 3   | 0   | 0   | 0   | 2   |   |   |   |   |   |
| 20 Lew Ford, R<br>OBP: 0.362, SLG: 0.399       | 1-0<br>1B   | 1-2<br>SAFE<br>SAFE<br>1B   | 2-0<br>F8   |   | 0-1<br>E<br>1B  |   | 1-3<br>K  |   |   | 5   | 0   | 2   | 0   | 0   | 1   | 3   |   |   |   |   |   |
| 33 Justin Morneau, L<br>OBP: 0.362, SLG: 0.569 | 3-2<br>L4   | 1-3<br>K  |   | 0-0<br>P4   |   | 1-0<br>F9   |   | 4-0<br>BB   |   | 4   | 0   | 0   | 0   | 1   | 1   | 6   |   |   |   |   |   |
| Tori Hunter, R<br>OBP: 0.318, SLG: 0.418       | 1-3<br>K  |   | 0-2<br>1B<br>WP   | 0-1<br>FC5-4<br>1B  |   | 1-1<br>F8   |   | 0-2<br>F8   |   | 5   | 1   | 2   | 0   | 0   | 1   | 5   |   |   |   |   |   |
| Jacque Jones, L<br>OBP: 0.385, SLG: 0.449      | 1-2<br>1B   |   | 0-0<br>55 1B<br>WP  | 0-3<br>K  |   | 1-0<br>E6   |   | 2-3<br>K  |   | 5   | 1   | 2   | 2   | 0   | 2   | 3   |   |   |   |   |   |
| Terry Tiffee, S<br>OBP: 0.250, SLG: 0.322      | 0-1<br>G6-3   |   | 1-3<br>K2-3   | 1-1<br>FC5-4  |   | 0-1<br>F7   |   |   | 0-0<br>55<br>G4-6-3<br>1B   | 5   | 0   | 1   | 0   | 0   | 1   | 6   |   |   |   |   |   |
| 55 Mike Redmond, R<br>OBP: 0.383, SLG: 0.341   |   | 1-1<br>G4-3   | 2-2<br>HR<br>1B   |   | 0-0<br>F9   |   | 2-2<br>F9   |   | 0-1<br>G4-6-3   | 5   | 1   | 1   | 1   | 0   | 0   | 1   |   |   |   |   |   |
| Juan Castro, R<br>OBP: 0.296, SLG: 0.390       |   | 2-1<br>G5-3   | 0-0<br>HR   |   | 2-1<br>G1-3   |   | 1-1<br>P4   |   | 0-1<br>G6-3   | 5   | 1   | 1   | 2   | 0   | 0   | 0   |   |   |   |   |   |
| <b>Inning Stats</b>                            | R: 2<br>E: 1<br>K: 1<br>S: 20   | H: 3<br>LOB: 2<br>BB: 0<br>P: 28  | R: 1<br>E: 0<br>K: 1<br>S: 13   | H: 3<br>LOB: 2<br>BB: 0<br>P: 21  | R: 4<br>E: 0<br>K: 1<br>S: 15   | H: 5<br>LOB: 1<br>BB: 0<br>P: 23  | R: 0<br>E: 0<br>K: 1<br>S: 8  | H: 1<br>LOB: 1<br>BB: 0<br>P: 9   | R: 0<br>E: 0<br>K: 0<br>S: 7  | H: 1<br>LOB: 1<br>BB: 0<br>P: 12  | R: 0<br>E: 1<br>K: 0<br>S: 10   | H: 1<br>LOB: 1<br>BB: 0<br>P: 14  | R: 0<br>E: 0<br>K: 2<br>S: 9  | H: 0<br>LOB: 1<br>BB: 1<br>P: 16  | R: 0<br>E: 0<br>K: 0<br>S: 5  | H: 1<br>LOB: 0<br>BB: 0<br>P: 5   | 1B: 12<br>2B: 1<br>3B: 1<br>HR: 2   | SF: 0<br>SAC: 0<br>DP: 1<br>HBP: 0  | WP: 1<br>PB: 0<br>SB: 0<br>CS: 0  | PA: 45  |   |
| <b>PITCHER</b>                                 | IP<br>WLS<br>BF<br>H<br>R<br>ER<br>SO<br>BB<br>IBB<br>HBP<br>BLK<br>WP<br>HR<br>S<br>P<br>ERA<br>WHIP | IP<br>WLS<br>BF<br>H<br>R<br>ER<br>SO<br>BB<br>IBB<br>HBP<br>BLK<br>WP<br>HR<br>S<br>P<br>ERA<br>WHIP | IP<br>WLS<br>BF<br>H<br>R<br>ER<br>SO<br>BB<br>IBB<br>HBP<br>BLK<br>WP<br>HR<br>S<br>P<br>ERA<br>WHIP | IP<br>WLS<br>BF<br>H<br>R<br>ER<br>SO<br>BB<br>IBB<br>HBP<br>BLK<br>WP<br>HR<br>S<br>P<br>ERA<br>WHIP | IP<br>WLS<br>BF<br>H<br>R<br>ER<br>SO<br>BB<br>IBB<br>HBP<br>BLK<br>WP<br>HR<br>S<br>P<br>ERA<br>WHIP | IP<br>WLS<br>BF<br>H<br>R<br>ER<br>SO<br>BB<br>IBB<br>HBP<br>BLK<br>WP<br>HR<br>S<br>P<br>ERA<br>WHIP | IP<br>WLS<br>BF<br>H<br>R<br>ER<br>SO<br>BB<br>IBB<br>HBP<br>BLK<br>WP<br>HR<br>S<br>P<br>ERA<br>WHIP | IP<br>WLS<br>BF<br>H<br>R<br>ER<br>SO<br>BB<br>IBB<br>HBP<br>BLK<br>WP<br>HR<br>S<br>P<br>ERA<br>WHIP | IP<br>WLS<br>BF<br>H<br>R<br>ER<br>SO<br>BB<br>IBB<br>HBP<br>BLK<br>WP<br>HR<br>S<br>P<br>ERA<br>WHIP | IP<br>WLS<br>BF<br>H<br>R<br>ER<br>SO<br>BB<br>IBB<br>HBP<br>BLK<br>WP<br>HR<br>S<br>P<br>ERA<br>WHIP | IP<br>WLS<br>BF<br>H<br>R<br>ER<br>SO<br>BB<br>IBB<br>HBP<br>BLK<br>WP<br>HR<br>S<br>P<br>ERA<br>WHIP | IP<br>WLS<br>BF<br>H<br>R<br>ER<br>SO<br>BB<br>IBB<br>HBP<br>BLK<br>WP<br>HR<br>S<br>P<br>ERA<br>WHIP | IP<br>WLS<br>BF<br>H<br>R<br>ER<br>SO<br>BB<br>IBB<br>HBP<br>BLK<br>WP<br>HR<br>S<br>P<br>ERA<br>WHIP | IP<br>WLS<br>BF<br>H<br>R<br>ER<br>SO<br>BB<br>IBB<br>HBP<br>BLK<br>WP<br>HR<br>S<br>P<br>ERA<br>WHIP | IP<br>WLS<br>BF<br>H<br>R<br>ER<br>SO<br>BB<br>IBB<br>HBP<br>BLK<br>WP<br>HR<br>S<br>P<br>ERA<br>WHIP | IP<br>WLS<br>BF<br>H<br>R<br>ER<br>SO<br>BB<br>IBB<br>HBP<br>BLK<br>WP<br>HR<br>S<br>P<br>ERA<br>WHIP | IP<br>WLS<br>BF<br>H<br>R<br>ER<br>SO<br>BB<br>IBB<br>HBP<br>BLK<br>WP<br>HR<br>S<br>P<br>ERA<br>WHIP | IP<br>WLS<br>BF<br>H<br>R<br>ER<br>SO<br>BB<br>IBB<br>HBP<br>BLK<br>WP<br>HR<br>S<br>P<br>ERA<br>WHIP | IP<br>WLS<br>BF<br>H<br>R<br>ER<br>SO<br>BB<br>IBB<br>HBP<br>BLK<br>WP<br>HR<br>S<br>P<br>ERA<br>WHIP | IP<br>WLS<br>BF<br>H<br>R<br>ER<br>SO<br>BB<br>IBB<br>HBP<br>BLK<br>WP<br>HR<br>S<br>P<br>ERA<br>WHIP | IP<br>WLS<br>BF<br>H<br>R<br>ER<br>SO<br>BB<br>IBB<br>HBP<br>BLK<br>WP<br>HR<br>S<br>P<br>ERA<br>WHIP |

Minnesota Twins @ Toronto Blue Jays  
Rogers Centre, Toronto, ON  
Fri May 27 2005, 7:07 PM EDT  
Att: 18,702 - Roof Closed - 68 F

AB 44  
R 7  
H 16  
RBI 6  
BB 1  
SO 6  
LOB 26



| Batter  | 1   | 2   | 3   | 4   | 5   | 6   | 7   | 8   | 9   | AB  | R   | H   | RBI   | BB  | SO  | LOB   | BOTTOM  |   |   |   |   |
|---|---|---|---|---|---|---|---|---|---|---|---|---|---|---|---|---|---|---|---|---|---|
| 3 Reed Johnson, R<br>OBP: 0.395, SLG: 0.510                   | 1-0<br>2B<br>1B   |   | 0-3<br>K  |   |   | 4-1<br>G6-4-3<br>BB   |   | 1-1<br>G6-3   |   | 3   | 1   | 1   | 0   | 1   | 1   | 1   |   |   |   |   |   |
| Frank Menechino, R<br>OBP: 0.344, SLG: 0.294                  | 2-1<br>1H<br>2B   |   | 2-2<br>G4-3   |   | 1-2<br>1-2  | G6-4-3  |   | 2-2<br>G4-3   |   | 4   | 0   | 1   | 1   | 0   | 0   | 2   |   |   |   |   |   |
| 15 Alex Rios, R<br>OBP: 0.326, SLG: 0.436                     | 3-3<br>K  |   | 3-3<br>K  |   |   | 2-3<br>K  |   |   | 2-2<br>1B   | 4   | 0   | 1   | 0   | 0   | 3   | 2   |   |   |   |   |   |
| Shea Hillenbrand, R<br>OBP: 0.377, SLG: 0.471                 | 1-3<br>K  |   |   | 0-0<br>F9   |   | 0-0<br>10 F9<br>2 1B<br>2B  |   | 1-2<br>P5   |   | 4   | 1   | 1   | 0   | 0   | 1   | 2   |   |   |   |   |   |
| 10 Vernon Wells, R<br>OBP: 0.276, SLG: 0.392<br>Gabe Gross, L | 1-0<br>F8   |   | 2-1<br>F8   |   | 2-1<br>F8   |   | 0-1<br>F9   |   | 1-0<br>P6   | 3   | 0   | 0   | 0   | 0   | 0   | 2   |   |   |   |   |   |
| 2 Aaron Hill, R<br>OBP: 0.444, SLG: 0.625                     |   | 0-1<br>F7   |   | 2-3<br>K  |   | 1-0<br>K  |   | 2-3<br>1B   |   | 1   | 0   | 0   | 0   | 0   | 0   | 1   |   |   |   |   |   |
| 9 Gregg Zaun, S<br>OBP: 0.378, SLG: 0.467<br>Ken Huckaby, R   |   | 0-2<br>L6   |   |   | 3-3<br>K  |   | 3-3<br>K  |   |   | 2   | 0   | 0   | 0   | 0   | 1   | 0   |   |   |   |   |   |
| Orlando Hudson, S<br>OBP: 0.316, SLG: 0.374                   |   | 2-0<br>G6-3   |   |   | 2-2<br>P3   |   | 1-1<br>P6   |   |   | 3   | 0   | 0   | 0   | 0   | 0   | 1   |   |   |   |   |   |
| John McDonald, R<br>OBP: 0.375, SLG: 0.373                    |   |   | 4-2<br>G4-3<br>BB   |   | 0-0<br>G6-3   |   | 0-2<br>P3   |   |   | 2   | 0   | 0   | 0   | 1   | 0   | 0   |   |   |   |   |   |
| <b>Inning Stats</b>   | R: 1<br>E: 0<br>K: 2<br>S: 12   | H: 2<br>LOB: 1<br>BB: 0<br>P: 20  | R: 0<br>E: 0<br>K: 0<br>S: 6  | H: 0<br>LOB: 0<br>BB: 0<br>P: 8   | R: 0<br>E: 0<br>K: 2<br>S: 12   | H: 0<br>LOB: 1<br>BB: 1<br>P: 21  | R: 0<br>E: 0<br>K: 1<br>S: 7  | H: 0<br>LOB: 0<br>BB: 0<br>P: 11  | R: 0<br>E: 0<br>K: 1<br>S: 9  | H: 0<br>LOB: 0<br>BB: 1<br>P: 14  | R: 1<br>E: 0<br>K: 1<br>S: 10   | H: 2<br>LOB: 1<br>BB: 0<br>P: 13  | R: 0<br>E: 0<br>K: 0<br>S: 9  | H: 0<br>LOB: 0<br>BB: 0<br>P: 12  | R: 0<br>E: 0<br>K: 0<br>S: 10   | H: 1<br>LOB: 1<br>BB: 0<br>P: 14  | 1B: 3<br>2B: 2<br>3B: 0<br>HR: 0  | SF: 0<br>SAC: 0<br>DP: 1<br>HBP: 0  | WP: 0<br>PB: 0<br>SB: 0<br>CS: 0  | PA: 33  |   |
| <b>PITCHER</b>  | IP<br>WLS<br>BF<br>H<br>R<br>ER<br>SO<br>BB<br>IBB<br>HBP<br>BLK<br>WP<br>HR<br>S<br>P<br>ERA<br>WHIP | IP<br>WLS<br>BF<br>H<br>R<br>ER<br>SO<br>BB<br>IBB<br>HBP<br>BLK<br>WP<br>HR<br>S<br>P<br>ERA<br>WHIP | IP<br>WLS<br>BF<br>H<br>R<br>ER<br>SO<br>BB<br>IBB<br>HBP<br>BLK<br>WP<br>HR<br>S<br>P<br>ERA<br>WHIP | IP<br>WLS<br>BF<br>H<br>R<br>ER<br>SO<br>BB<br>IBB<br>HBP<br>BLK<br>WP<br>HR<br>S<br>P<br>ERA<br>WHIP | IP<br>WLS<br>BF<br>H<br>R<br>ER<br>SO<br>BB<br>IBB<br>HBP<br>BLK<br>WP<br>HR<br>S<br>P<br>ERA<br>WHIP | IP<br>WLS<br>BF<br>H<br>R<br>ER<br>SO<br>BB<br>IBB<br>HBP<br>BLK<br>WP<br>HR<br>S<br>P<br>ERA<br>WHIP | IP<br>WLS<br>BF<br>H<br>R<br>ER<br>SO<br>BB<br>IBB<br>HBP<br>BLK<br>WP<br>HR<br>S<br>P<br>ERA<br>WHIP | IP<br>WLS<br>BF<br>H<br>R<br>ER<br>SO<br>BB<br>IBB<br>HBP<br>BLK<br>WP<br>HR<br>S<br>P<br>ERA<br>WHIP | IP<br>WLS<br>BF<br>H<br>R<br>ER<br>SO<br>BB<br>IBB<br>HBP<br>BLK<br>WP<br>HR<br>S<br>P<br>ERA<br>WHIP | IP<br>WLS<br>BF<br>H<br>R<br>ER<br>SO<br>BB<br>IBB<br>HBP<br>BLK<br>WP<br>HR<br>S<br>P<br>ERA<br>WHIP | IP<br>WLS<br>BF<br>H<br>R<br>ER<br>SO<br>BB<br>IBB<br>HBP<br>BLK<br>WP<br>HR<br>S<br>P<br>ERA<br>WHIP | IP<br>WLS<br>BF<br>H<br>R<br>ER<br>SO<br>BB<br>IBB<br>HBP<br>BLK<br>WP<br>HR<br>S<br>P<br>ERA<br>WHIP | IP<br>WLS<br>BF<br>H<br>R<br>ER<br>SO<br>BB<br>IBB<br>HBP<br>BLK<br>WP<br>HR<br>S<br>P<br>ERA<br>WHIP | IP<br>WLS<br>BF<br>H<br>R<br>ER<br>SO<br>BB<br>IBB<br>HBP<br>BLK<br>WP<br>HR<br>S<br>P<br>ERA<br>WHIP | IP<br>WLS<br>BF<br>H<br>R<br>ER<br>SO<br>BB<br>IBB<br>HBP<br>BLK<br>WP<br>HR<br>S<br>P<br>ERA<br>WHIP | IP<br>WLS<br>BF<br>H<br>R<br>ER<br>SO<br>BB<br>IBB<br>HBP<br>BLK<br>WP<br>HR<br>S<br>P<br>ERA<br>WHIP | IP<br>WLS<br>BF<br>H<br>R<br>ER<br>SO<br>BB<br>IBB<br>HBP<br>BLK<br>WP<br>HR<br>S<br>P<br>ERA<br>WHIP | IP<br>WLS<br>BF<br>H<br>R<br>ER<br>SO<br>BB<br>IBB<br>HBP<br>BLK<br>WP<br>HR<br>S<br>P<br>ERA<br>WHIP | IP<br>WLS<br>BF<br>H<br>R<br>ER<br>SO<br>BB<br>IBB<br>HBP<br>BLK<br>WP<br>HR<br>S<br>P<br>ERA<br>WHIP | IP<br>WLS<br>BF<br>H<br>R<br>ER<br>SO<br>BB<br>IBB<br>HBP<br>BLK<br>WP<br>HR<br>S<br>P<br>ERA<br>WHIP | IP<br>WLS<br>BF<br>H<br>R<br>ER<br>SO<br>BB<br>IBB<br>HBP<br>BLK<br>WP<br>HR<br>S<br>P<br>ERA<br>WHIP |

Minnesota Twins @ Toronto Blue Jays  
Rogers Centre, Toronto, ON  
Fri May 27 2005, 7:07 PM EDT  
Att: 18,702 - Roof Closed - 68 F

AB 31  
R 2  
H 5  
RBI 2  
BB 2  
SO 8  
LOB 13





| Batter   | 1                             | 2                                | 3                             | 4                                | 5                            | 6                                | 7                            | 8                                | 9                             | AB                               | R                            | H                                | RBI                          | BB                               | SO                           | LOB                             | TOP                           |                                  |                                  |                                    |                                  |        |  |  |  |  |  |
|--|-------------------------------|----------------------------------|-------------------------------|----------------------------------|------------------------------|----------------------------------|------------------------------|----------------------------------|-------------------------------|----------------------------------|------------------------------|----------------------------------|------------------------------|----------------------------------|------------------------------|---------------------------------|-------------------------------|----------------------------------|----------------------------------|------------------------------------|----------------------------------|--------|--|--|--|--|--|
| <b>Shannon Stewart, R</b> (1, 7)<br>OBP: 0.356, SLG: 0.439   | 1-2<br>G6-3                   | 2-0<br>1B                        |                               |                                  |                              |                                  | 1-1<br>HR                    |                                  | 3-2<br>P6                     |                                  |                              |                                  |                              |                                  |                              |                                 | 4 1 2 2 0 0 0                 |                                  |                                  |                                    |                                  |        |  |  |  |  |  |
| <b>8 Nick Punto, S</b> (1, 4)<br>OBP: 0.352, SLG: 0.411      | 2-2<br>FC5-4<br>1B            | 0-3<br>K                         |                               |                                  |                              |                                  | 0-1<br>G1-3                  |                                  | 0-3<br>K                      |                                  |                              |                                  |                              |                                  |                              |                                 | 4 0 1 0 0 2 2                 |                                  |                                  |                                    |                                  |        |  |  |  |  |  |
| <b>20 Lew Ford, R</b> (1, 10)<br>OBP: 0.354, SLG: 0.389      | SAFE<br>FC5-4<br>1-2          |                                  |                               |                                  | 2-1<br>G6-3                  |                                  | 1-0<br>P4                    |                                  | 1-1<br>G5-3                   |                                  |                              |                                  |                              |                                  |                              |                                 | 4 0 0 0 0 0 1                 |                                  |                                  |                                    |                                  |        |  |  |  |  |  |
| <b>33 Justin Morneau, L</b> (1, 3)<br>OBP: 0.352, SLG: 0.551 | SAFE<br>P4                    |                                  |                               |                                  | 3-1<br>F9                    |                                  | 0-0<br>G1-3                  |                                  | 0-0<br>P6                     |                                  |                              |                                  |                              |                                  |                              |                                 | 4 0 0 0 0 0 1                 |                                  |                                  |                                    |                                  |        |  |  |  |  |  |
| <b>Tori Hunter, R</b> (1, 8)<br>OBP: 0.311, SLG: 0.408       |                               |                                  | 0-1<br>G6-3                   |                                  | 1-1<br>F8                    |                                  |                              |                                  | 3-2<br>G6-3                   |                                  |                              |                                  |                              |                                  |                              |                                 | 4 0 0 0 0 1 0                 |                                  |                                  |                                    |                                  |        |  |  |  |  |  |
| <b>Jacque Jones, L</b> (1, 9)<br>OBP: 0.376, SLG: 0.437      |                               |                                  |                               |                                  | 0-0<br>G3                    |                                  |                              |                                  | 1-3<br>K                      |                                  |                              |                                  |                              |                                  |                              |                                 | 4 0 0 0 0 2 0                 |                                  |                                  |                                    |                                  |        |  |  |  |  |  |
| <b>5 Michael Cuddyer, R</b> (1, 5)<br>OBP: 0.320, SLG: 0.368 |                               |                                  |                               |                                  | 2-0<br>55 FB<br>BB           |                                  |                              |                                  | 3-2<br>G6-3                   |                                  |                              |                                  |                              |                                  |                              |                                 | 3 1 1 0 1 1 0                 |                                  |                                  |                                    |                                  |        |  |  |  |  |  |
| <b>55 Mike Redmond, R</b> (1, 2)<br>OBP: 0.360, SLG: 0.318   |                               |                                  |                               |                                  | 1-1<br>E3<br>1B              |                                  |                              |                                  | 3-2<br>G5-3                   |                                  |                              |                                  |                              |                                  |                              |                                 | 3 1 0 0 0 0 1                 |                                  |                                  |                                    |                                  |        |  |  |  |  |  |
| <b>Juan Castro, R</b> (1, 6)<br>OBP: 0.310, SLG: 0.438       |                               |                                  |                               |                                  | 1-1<br>1B                    |                                  |                              |                                  | 2-2<br>G1-3                   |                                  |                              |                                  |                              |                                  |                              |                                 | 3 1 2 1 0 0 0                 |                                  |                                  |                                    |                                  |        |  |  |  |  |  |
| <b>Inning Stats</b>  | R: 0<br>E: 0<br>K: 0<br>S: 13 | H: 1<br>LOB: 1<br>BB: 0<br>P: 18 | R: 2<br>E: 1<br>K: 1<br>S: 15 | H: 2<br>LOB: 2<br>BB: 1<br>P: 25 | R: 0<br>E: 0<br>K: 0<br>S: 6 | H: 0<br>LOB: 0<br>BB: 0<br>P: 12 | R: 0<br>E: 0<br>K: 0<br>S: 6 | H: 1<br>LOB: 0<br>BB: 0<br>P: 10 | R: 2<br>E: 0<br>K: 0<br>S: 10 | H: 2<br>LOB: 0<br>BB: 0<br>P: 13 | R: 0<br>E: 0<br>K: 1<br>S: 9 | H: 0<br>LOB: 0<br>BB: 0<br>P: 16 | R: 0<br>E: 0<br>K: 0<br>S: 8 | H: 0<br>LOB: 0<br>BB: 0<br>P: 14 | R: 0<br>E: 0<br>K: 1<br>S: 6 | H: 0<br>LOB: 0<br>BB: 0<br>P: 7 | R: 0<br>E: 0<br>K: 3<br>S: 10 | H: 0<br>LOB: 0<br>BB: 0<br>P: 14 | 1B: 4<br>2B: 0<br>3B: 0<br>HR: 2 | SF: 0<br>SAC: 0<br>DP: 0<br>HBP: 0 | WP: 0<br>PB: 1<br>SB: 0<br>CS: 1 | PA: 34 |  |  |  |  |  |
| <b>PITCHER</b>   | IP                            | WLS                              | BF                            | H                                | R                            | ER                               | SO                           | BB                               | IBB                           | HBP                              | BLK                          | WP                               | HR                           | S                                | P                            | ERA                             | WHIP                          |                                  |                                  |                                    |                                  |        |  |  |  |  |  |
| <b>Dave Bush, R</b> (1, 1)<br>ERA: 4.89                      | 4.2                           | L                                | 21                            | 6                                | 4                            | 2                                | 1                            | 1                                | 0                             | 0                                | 0                            | 0                                | 2                            | 49                               | 77                           | 3.86                            | 1.500                         |                                  |                                  |                                    |                                  |        |  |  |  |  |  |
| <b>37 Scott Downs, L</b> (5, 1)<br>ERA: 2.35                 | 3.1                           |                                  | 10                            | 0                                | 0                            | 0                                | 2                            | 0                                | 0                             | 0                                | 0                            | 0                                | 0                            | 24                               | 38                           | 0.00                            | 0.000                         |                                  |                                  |                                    |                                  |        |  |  |  |  |  |
| <b>Miguel Batista, R</b> (9, 1)<br>ERA: 1.69                 | 1.0                           |                                  | 3                             | 0                                | 0                            | 0                                | 3                            | 0                                | 0                             | 0                                | 0                            | 0                                | 0                            | 10                               | 14                           | 0.00                            | 0.000                         |                                  |                                  |                                    |                                  |        |  |  |  |  |  |

Minnesota Twins @ Toronto Blue Jays  
Rogers Centre, Toronto, ON  
Sat May 28 2005, 4:07 PM EDT  
Att: 29,263 - Roof Closed - 68 F

|     |    |
|-----|----|
| AB  | 33 |
| R   | 4  |
| H   | 6  |
| RBI | 3  |
| BB  | 1  |
| SO  | 6  |
| LOB | 5  |



| Batter   | 1                            | 2                                | 3                             | 4                                | 5                             | 6                                | 7                             | 8                                | 9                            | AB                              | R                            | H                                | RBI                           | BB                               | SO                           | LOB                              | BOTTOM                        |                                  |                                  |                                    |                                  |        |  |  |  |  |  |
|--|------------------------------|----------------------------------|-------------------------------|----------------------------------|-------------------------------|----------------------------------|-------------------------------|----------------------------------|------------------------------|---------------------------------|------------------------------|----------------------------------|-------------------------------|----------------------------------|------------------------------|----------------------------------|-------------------------------|----------------------------------|----------------------------------|------------------------------------|----------------------------------|--------|--|--|--|--|--|
| <b>3 Reed Johnson, R</b> (1, 7)<br>OBP: 0.390, SLG: 0.500    | 1-2<br>G1-3                  |                                  | 2-2<br>1B                     |                                  |                               | 0-0<br>G4-3                      |                               | 0-1<br>G1-3                      |                              | 4                               | 0                            | 1                                | 1                             | 0                                | 0                            | 0                                | 4 0 1 1 0 0 0                 |                                  |                                  |                                    |                                  |        |  |  |  |  |  |
| <b>Orlando Hudson, S</b> (1, 4)<br>OBP: 0.314, SLG: 0.377    | 3-2<br>G1-3                  |                                  | 3-H<br>G6-3                   |                                  |                               | 2-1<br>15 G6-3<br>2B             |                               | 1-3<br>K                         |                              | 4                               | 0                            | 1                                | 0                             | 0                                | 1                            | 1                                | 4 0 1 0 0 1 1                 |                                  |                                  |                                    |                                  |        |  |  |  |  |  |
| <b>15 Alex Rios, R</b> (1, 9)<br>OBP: 0.319, SLG: 0.426      | 0-0<br>G6-3                  |                                  |                               |                                  | 0-0<br>G6-3                   |                                  | 2-1<br>G6-3                   |                                  | 3-3<br>K                     |                                 |                              |                                  |                               |                                  |                              |                                  | 4 0 0 0 0 0 1 1               |                                  |                                  |                                    |                                  |        |  |  |  |  |  |
| <b>Shea Hillenbrand, R</b> (1, 10)<br>OBP: 0.370, SLG: 0.461 |                              | 1-2<br>G4-3                      |                               |                                  | 2-3<br>K                      |                                  | 0-0<br>P3                     |                                  | 0-1<br>P6                    |                                 |                              |                                  |                               |                                  |                              |                                  | 4 0 0 0 0 0 1 1               |                                  |                                  |                                    |                                  |        |  |  |  |  |  |
| <b>Eric Hinske, L</b> (1, 3)<br>OBP: 0.364, SLG: 0.484       |                              | 1-3<br>K                         |                               |                                  | 3-2<br>1B                     |                                  | 1-2<br>F7                     |                                  | 3-2<br>10 E<br>2 1B<br>1B    |                                 |                              |                                  |                               |                                  |                              |                                  | 4 1 2 0 0 1 0                 |                                  |                                  |                                    |                                  |        |  |  |  |  |  |
| <b>10 Vernon Wells, R</b> (1, 8)<br>OBP: 0.281, SLG: 0.395   |                              | 1-2<br>G6-3                      |                               |                                  | 2-3<br>K                      |                                  | 0-1<br>2 1B<br>1B             |                                  | 0-0<br>E5<br>2 2B<br>1B      |                                 |                              |                                  |                               |                                  |                              |                                  | 4 1 2 0 0 1 1                 |                                  |                                  |                                    |                                  |        |  |  |  |  |  |
| <b>2 Aaron Hill, R</b> (1, 5)<br>OBP: 0.484, SLG: 0.679      |                              |                                  |                               |                                  | 0-0<br>8 E<br>3 1B<br>1B      |                                  | 0-1<br>F8                     |                                  | 2-1<br>2B                    |                                 |                              |                                  |                               |                                  |                              |                                  | 4 1 3 2 0 0 0                 |                                  |                                  |                                    |                                  |        |  |  |  |  |  |
| <b>8 Russ Adams, L</b> (1, 6)<br>OBP: 0.305, SLG: 0.417      |                              |                                  |                               |                                  | 0-2<br>G3                     |                                  | 0-0<br>G3                     |                                  | 1-2<br>2B                    |                                 |                              |                                  |                               |                                  |                              |                                  | 4 0 0 0 0 1 4                 |                                  |                                  |                                    |                                  |        |  |  |  |  |  |
| <b>Ken Huckaby, R</b> (1, 2)<br>OBP: 0.213, SLG: 0.163       |                              |                                  |                               |                                  | 0-0<br>G4-3                   |                                  | 1-1<br>F9                     |                                  | 1-2<br>K                     |                                 |                              |                                  |                               |                                  |                              |                                  | 2 0 0 0 0 0 1                 |                                  |                                  |                                    |                                  |        |  |  |  |  |  |
| <b>9 Gregg Zaun, S</b> (7, PH)<br>OBP: 0.372, SLG: 0.458     |                              |                                  |                               |                                  |                               |                                  |                               |                                  | 3-1<br>P3                    |                                 |                              |                                  |                               |                                  |                              |                                  | 2 0 0 0 0 0 3                 |                                  |                                  |                                    |                                  |        |  |  |  |  |  |
| <b>Inning Stats</b>  | R: 0<br>E: 0<br>K: 0<br>S: 8 | H: 0<br>LOB: 0<br>BB: 0<br>P: 12 | R: 0<br>E: 0<br>K: 1<br>S: 10 | H: 0<br>LOB: 0<br>BB: 0<br>P: 13 | R: 1<br>E: 1<br>K: 0<br>S: 10 | H: 2<br>LOB: 1<br>BB: 0<br>P: 13 | R: 0<br>E: 0<br>K: 2<br>S: 13 | H: 1<br>LOB: 1<br>BB: 0<br>P: 20 | R: 0<br>E: 0<br>K: 0<br>S: 5 | H: 0<br>LOB: 0<br>BB: 0<br>P: 6 | R: 0<br>E: 0<br>K: 0<br>S: 6 | H: 1<br>LOB: 1<br>BB: 0<br>P: 10 | R: 0<br>E: 0<br>K: 0<br>S: 11 | H: 2<br>LOB: 2<br>BB: 0<br>P: 16 | R: 0<br>E: 0<br>K: 2<br>S: 8 | H: 0<br>LOB: 0<br>BB: 0<br>P: 12 | R: 2<br>E: 1<br>K: 1<br>S: 14 | H: 3<br>LOB: 1<br>BB: 0<br>P: 22 | 1B: 7<br>2B: 2<br>3B: 0<br>HR: 0 | SF: 0<br>SAC: 0<br>DP: 0<br>HBP: 0 | WP: 0<br>PB: 0<br>SB: 0<br>CS: 0 | PA: 36 |  |  |  |  |  |
| <b>PITCHER</b>   | IP                           | WLS                              | BF                            | H                                | R                             | ER                               | SO                            | BB                               | IBB                          | HBP                             | BLK                          | WP                               | HR                            | S                                | P                            | ERA                              | WHIP                          |                                  |                                  |                                    |                                  |        |  |  |  |  |  |
| <b>Kyle Lohse, R</b> (1, 1)<br>ERA: 4.22                     | 7.0                          |                                  | 27                            | 6                                | 1                             | 1                                | 3                             | 0                                | 0                            | 0                               | 0                            | 0                                | 0                             | 8                                | 12                           | 0.00                             | 0.000                         |                                  |                                  |                                    |                                  |        |  |  |  |  |  |
| <b>Juan Rincon, R</b> (8, 1)<br>ERA: 2.66                    | 1.0                          | H                                | 3                             | 0                                | 0                             | 0                                | 2                             | 0                                | 0                            | 0                               | 0                            | 0                                | 0                             | 8                                | 12                           | 0.00                             | 0.000                         |                                  |                                  |                                    |                                  |        |  |  |  |  |  |
| <b>36 Joe Nathan, R</b> (9, 1)<br>ERA: 2.82                  | 1.0                          | S                                | 6                             | 3                                | 2                             | 2                                | 1                             | 0                                | 0                            | 0                               | 0                            | 0                                | 0                             | 14                               | 22                           | 18.00                            | 3.000                         |                                  |                                  |                                    |                                  |        |  |  |  |  |  |

Minnesota Twins @ Toronto Blue Jays  
Rogers Centre, Toronto, ON  
Sat May 28 2005, 4:07 PM EDT  
Att: 29,263 - Roof Closed - 68 F

|     |    |
|-----|----|
| AB  | 36 |
| R   | 3  |
| H   | 9  |
| RBI | 3  |
| BB  | 0  |
| SO  | 6  |
| LOB | 12 |






| Batter  | 1                             | 2                                | 3                                   | 4                                | 5                            | 6                               | 7                            | 8                                | 9                            | AB                               | R                             | H                                | RBI                          | BB                              | SO                           | LOB                              | TOP  |                                     |                                  |                                    |                                  |        |
|---|-------------------------------|----------------------------------|-------------------------------------|----------------------------------|------------------------------|---------------------------------|------------------------------|----------------------------------|------------------------------|----------------------------------|-------------------------------|----------------------------------|------------------------------|---------------------------------|------------------------------|----------------------------------|--|-------------------------------------|----------------------------------|------------------------------------|----------------------------------|--------|
| Shannon Stewart, R (1, 7)<br>OBP: 0.354, SLG: 0.435           | G5-3                          |                                  | K                                   |                                  |                              | G1-3                            |                              | L9                               |                              | 4                                | 0                             | 1                                | 0                            | 0                               | 1                            | 0                                | <b>Minnesota Twins @ Toronto Blue Jays</b><br>Rogers Centre, Toronto, ON<br>Sun May 29 2005, 1:07 PM EDT<br>Att: 24,287 - Roof Closed - 68 F |                                     |                                  |                                    |                                  |        |
| 8 Nick Punto, S (1, 4)<br>OBP: 0.349, SLG: 0.405              | G5-3                          |                                  |                                     | K                                |                              | G1-3                            |                              | G6-3                             |                              | 4                                | 0                             | 1                                | 0                            | 0                               | 1                            | 1                                |  |                                     |                                  |                                    |                                  |        |
| Matthew LeCroy, R (1, 10)<br>OBP: 0.356, SLG: 0.449           | F8                            |                                  |                                     | G6-3                             |                              |                                 | P4                           |                                  | K                            | 4                                | 0                             | 0                                | 0                            | 0                               | 1                            | 1                                |  |                                     |                                  |                                    |                                  |        |
| 33 Justin Morneau, L (1, 3)<br>OBP: 0.345, SLG: 0.538         | K                             |                                  |                                     | G6-3                             |                              |                                 | G6-3                         |                                  |                              | 3                                | 0                             | 0                                | 0                            | 0                               | 1                            | 1                                |  |                                     |                                  |                                    |                                  |        |
| Tori Hunter, R (1, 8)<br>OBP: 0.307, SLG: 0.401               |                               | P4                               |                                     |                                  | F8                           |                                 | K                            |                                  |                              | 3                                | 0                             | 0                                | 0                            | 0                               | 1                            | 0                                |  |                                     |                                  |                                    |                                  |        |
| Jacque Jones, L (1, 9)<br>OBP: 0.370, SLG: 0.429              |                               | K                                |                                     |                                  | K                            |                                 |                              | G1-3                             |                              | 3                                | 0                             | 0                                | 0                            | 0                               | 2                            | 0                                |  |                                     |                                  |                                    |                                  |        |
| 5 Michael Cuddyer, R (1, 5)<br>OBP: 0.320, SLG: 0.363         |                               | P4                               |                                     |                                  | K                            |                                 |                              |                                  | HBP                          | 2                                | 0                             | 0                                | 0                            | 0                               | 1                            | 0                                |  |                                     |                                  |                                    |                                  |        |
| 55 Mike Redmond, R (1, 2)<br>OBP: 0.340, SLG: 0.298           |                               |                                  | G6-3                                |                                  |                              | G1-3                            |                              |                                  | K                            | 3                                | 0                             | 0                                | 0                            | 0                               | 1                            | 1                                |  |                                     |                                  |                                    |                                  |        |
| Juan Castro, R (1, 6)<br>OBP: 0.302, SLG: 0.427               |                               |                                  |                                     | P4                               |                              |                                 |                              |                                  | G5-3                         | 2                                | 0                             | 0                                | 0                            | 0                               | 1                            | 0                                |  |                                     |                                  |                                    |                                  |        |
| 7 Joe Mauer, L (8, PH)<br>OBP: 0.394, SLG: 0.436              |                               |                                  |                                     |                                  |                              |                                 |                              |                                  |                              | 1                                | 0                             | 0                                | 0                            | 0                               | 0                            | 1                                |  |                                     |                                  |                                    |                                  |        |
| 38 Luis Antonio Rodriguez, R (8, 4)<br>OBP: 0.286, SLG: 0.286 |                               |                                  |                                     |                                  |                              |                                 |                              |                                  |                              | 0                                | 0                             | 0                                | 0                            | 0                               | 0                            | 0                                |  |                                     |                                  |                                    |                                  |        |
| <b>Inning Stats</b>   | R: 0<br>E: 0<br>K: 1<br>S: 10 | H: 1<br>LOB: 1<br>BB: 0<br>P: 13 | R: 0<br>E: 0<br>K: 1<br>S: 6        | H: 0<br>LOB: 0<br>BB: 0<br>P: 7  | R: 0<br>E: 0<br>K: 1<br>S: 6 | H: 0<br>LOB: 0<br>BB: 0<br>P: 8 | R: 0<br>E: 0<br>K: 1<br>S: 8 | H: 0<br>LOB: 0<br>BB: 0<br>P: 11 | R: 0<br>E: 0<br>K: 2<br>S: 9 | H: 0<br>LOB: 0<br>BB: 0<br>P: 10 | R: 0<br>E: 0<br>K: 1<br>S: 11 | H: 1<br>LOB: 1<br>BB: 0<br>P: 19 | R: 0<br>E: 0<br>K: 1<br>S: 5 | H: 0<br>LOB: 0<br>BB: 0<br>P: 7 | R: 0<br>E: 0<br>K: 1<br>S: 9 | H: 0<br>LOB: 1<br>BB: 0<br>P: 14 | R: 0<br>E: 0<br>K: 1<br>S: 8   | H: 0<br>LOB: 0<br>BB: 0<br>P: 10    | 1B: 2<br>2B: 0<br>3B: 0<br>HR: 0 | SF: 0<br>SAC: 0<br>DP: 0<br>HBP: 1 | WP: 0<br>PB: 0<br>SB: 1<br>CS: 0 | PA: 30 |
| <b>PITCHER</b><br>32 Roy Halladay, R (1, 1)<br>ERA: 2.54      | IP: 9.0<br>WLS: W<br>BF: 30   | H: 2<br>R: 0<br>ER: 0<br>SO: 10  | BB: 0<br>IBB: 0<br>HBP: 1<br>BLK: 0 | WP: 0<br>HR: 0<br>S: 72<br>P: 99 | ERA: 0.00<br>WHIP: 0.222     | <b>PITCHER</b>                  |                              |                                  |                              |                                  |                               |                                  |                              |                                 |                              | IP: 9.0<br>WLS: W<br>BF: 30      | H: 2<br>R: 0<br>ER: 0<br>SO: 10  | BB: 0<br>IBB: 0<br>HBP: 1<br>BLK: 0 | WP: 0<br>HR: 0<br>S: 72<br>P: 99 | ERA: 0.00<br>WHIP: 0.222           |                                  |        |

| Batter   | 1                            | 2                                | 3                                   | 4                                | 5                            | 6                               | 7                             | 8                                | 9                             | AB                               | R                            | H                                | RBI                           | BB                               | SO                            | LOB                              | BOTTOM   |                                     |                                  |                          |
|--|------------------------------|----------------------------------|-------------------------------------|----------------------------------|------------------------------|---------------------------------|-------------------------------|----------------------------------|-------------------------------|----------------------------------|------------------------------|----------------------------------|-------------------------------|----------------------------------|-------------------------------|----------------------------------|--|-------------------------------------|----------------------------------|--------------------------|
| 3 Reed Johnson, R (1, 7)<br>OBP: 0.390, SLG: 0.505   | G5-3                         |                                  | B1                                  |                                  |                              |                                 |                               | F6                               |                               | 5                                | 1                            | 2                                | 0                             | 0                                | 0                             | 2                                | <b>Minnesota Twins @ Toronto Blue Jays</b><br>Rogers Centre, Toronto, ON<br>Sun May 29 2005, 1:07 PM EDT<br>Att: 24,287 - Roof Closed - 68 F |                                     |                                  |                          |
| Orlando Hudson, S (1, 4)<br>OBP: 0.307, SLG: 0.367   | G4-3                         |                                  | G3                                  |                                  | F8                           |                                 | G3                            | G3-1                             |                               | 5                                | 0                            | 0                                | 0                             | 0                                | 0                             | 4                                |  |                                     |                                  |                          |
| 2 Aaron Hill, R (1, 10)<br>OBP: 0.514, SLG: 0.688    | G4-3                         |                                  |                                     | 1B                               |                              | 2H                              | 1B                            | 1B                               |                               | 4                                | 0                            | 3                                | 1                             | 0                                | 0                             | 0                                |  |                                     |                                  |                          |
| Shea Hillenbrand, R (1, 5)<br>OBP: 0.368, SLG: 0.456 |                              | 9<br>F9                          | 10<br>1B                            | G4-3                             |                              |                                 | K                             | P4                               |                               | 4                                | 0                            | 1                                | 0                             | 0                                | 1                             | 3                                |  |                                     |                                  |                          |
| Eric Hinske, L (1, 3)<br>OBP: 0.356, SLG: 0.472      |                              | F7                               |                                     | G3-1                             |                              | K                               |                               | K                                |                               | 4                                | 0                            | 0                                | 0                             | 0                                | 2                             | 1                                |  |                                     |                                  |                          |
| 10 Vernon Wells, R (1, 8)<br>OBP: 0.290, SLG: 0.418  |                              |                                  |                                     |                                  |                              | P2                              |                               | HR                               |                               | 4                                | 1                            | 3                                | 1                             | 0                                | 0                             | 0                                |  |                                     |                                  |                          |
| 9 Gregg Zaun, S (1, 2)<br>OBP: 0.376, SLG: 0.477     |                              | F9                               |                                     | F9                               |                              |                                 |                               | 15<br>1B                         | 3B                            | 4                                | 1                            | 2                                | 0                             | 0                                | 0                             | 3                                |  |                                     |                                  |                          |
| Gabe Gross, L (1, 9)<br>OBP: 0.322, SLG: 0.429       |                              |                                  | 8<br>FC4-6                          |                                  |                              |                                 |                               | 8<br>BB                          | 1B                            | 2                                | 0                            | 0                                | 0                             | 1                                | 1                             | 2                                |  |                                     |                                  |                          |
| 15 Alex Rios, R (8, PH)<br>ERA: 1.63                 |                              |                                  |                                     |                                  |                              |                                 |                               |                                  |                               | 1                                | 0                            | 1                                | 1                             | 0                                | 0                             | 0                                |  |                                     |                                  |                          |
| 8 Russ Adams, L (1, 6)<br>OBP: 0.311, SLG: 0.441     |                              | FC4-6                            |                                     |                                  | F8                           |                                 |                               | HR                               | BB                            | 3                                | 1                            | 1                                | 1                             | 1                                | 0                             | 3                                |  |                                     |                                  |                          |
| <b>Inning Stats</b>                                  | R: 0<br>E: 0<br>K: 0<br>S: 7 | H: 0<br>LOB: 0<br>BB: 0<br>P: 11 | R: 0<br>E: 0<br>K: 0<br>S: 12       | H: 2<br>LOB: 3<br>BB: 1<br>P: 20 | R: 0<br>E: 0<br>K: 0<br>S: 7 | H: 1<br>LOB: 1<br>BB: 0<br>P: 9 | R: 0<br>E: 0<br>K: 1<br>S: 12 | H: 1<br>LOB: 1<br>BB: 0<br>P: 19 | R: 1<br>E: 0<br>K: 1<br>S: 11 | H: 2<br>LOB: 1<br>BB: 0<br>P: 14 | R: 0<br>E: 0<br>K: 1<br>S: 9 | H: 1<br>LOB: 1<br>BB: 0<br>P: 13 | R: 1<br>E: 0<br>K: 0<br>S: 11 | H: 3<br>LOB: 1<br>BB: 0<br>P: 13 | R: 2<br>E: 0<br>K: 1<br>S: 19 | H: 3<br>LOB: 2<br>BB: 1<br>P: 32 | 1B: 9<br>2B: 1<br>3B: 1<br>HR: 2   | SF: 0<br>SAC: 0<br>DP: 0<br>HBP: 0  | WP: 0<br>PB: 0<br>SB: 0<br>CS: 1 | PA: 38                   |
| <b>PITCHER</b><br>Joe Mays, R (1, 1)<br>ERA: 3.73    | IP: 7.0<br>WLS: L<br>BF: 31  | H: 10<br>R: 2<br>ER: 2<br>SO: 3  | BB: 1<br>IBB: 0<br>HBP: 0<br>BLK: 0 | WP: 0<br>HR: 1<br>S: 69<br>P: 99 | ERA: 2.57<br>WHIP: 1.571     | <b>PITCHER</b>                  |                               |                                  |                               |                                  |                              |                                  |                               |                                  |                               | IP: 7.0<br>WLS: L<br>BF: 31      | H: 10<br>R: 2<br>ER: 2<br>SO: 3  | BB: 1<br>IBB: 0<br>HBP: 0<br>BLK: 0 | WP: 0<br>HR: 1<br>S: 69<br>P: 99 | ERA: 2.57<br>WHIP: 1.571 |
| J.C. Romero, L (8, 1)<br>ERA: 1.63                   | 0.1                          | 3                                | 2                                   | 2                                | 2                            | 1                               | 0                             | 0                                | 0                             | 0                                | 1                            | 9                                | 16                            | 54.00                            | 6.000                         |                                  |  |                                     |                                  |                          |
| 2B Jesse Crain, R (8, 1)<br>ERA: 0.96                | 0.2                          | 4                                | 1                                   | 0                                | 0                            | 0                               | 1                             | 0                                | 0                             | 0                                | 0                            | 10                               | 16                            | 0.00                             | 3.000                         |                                  |  |                                     |                                  |                          |

**AB** 29  
**R** 0  
**H** 2  
**RBI** 0  
**BB** 0  
**SO** 10  
**LOB** 5



**AB** 36  
**R** 4  
**H** 13  
**RBI** 4  
**BB** 2  
**SO** 4  
**LOB** 18





| Batter  | 1  | 2                               | 3                             | 4                                | 5                             | 6                                | 7                            | 8                                | 9                            | AB R H RBI BB SO LOB             | TOP  |   |                               |                                  |                               |                                  |                              |                                  |                                  |                                    |                                  |        |
|---|--|---------------------------------|-------------------------------|----------------------------------|-------------------------------|----------------------------------|------------------------------|----------------------------------|------------------------------|----------------------------------|--|---|-------------------------------|----------------------------------|-------------------------------|----------------------------------|------------------------------|----------------------------------|----------------------------------|------------------------------------|----------------------------------|--------|
| 3 Reed Johnson, R<br>OBP: 0.383, SLG: 0.518   | F7   |                                 | G6-3                          |                                  | P2                            |                                  | HR                           |                                  | K                            | 5 1 1 1 0 1 2                    | <b>Toronto Blue Jays @ Seattle Mariners</b><br>Safeco Field, Seattle, WA<br>Mon May 30 2005, 7:05 PM PDT<br>Att: 25,540 - Partly Cloudy - 64 F |   |                               |                                  |                               |                                  |                              |                                  |                                  |                                    |                                  |        |
| 15 Alex Rios, R<br>OBP: 0.324, SLG: 0.429     | G5-3   |                                 |                               | P3                               |                               | 10 BB<br>1B                      | 2 WP<br>1B                   |                                  | F8                           | 5 0 2 0 0 0 0                    |  |   |                               |                                  |                               |                                  |                              |                                  |                                  |                                    |                                  |        |
| 2 Aaron Hill, R<br>OBP: 0.462, SLG: 0.611     | G6-3   |                                 |                               | F7                               |                               | F7                               | G6-3                         |                                  |                              | 4 0 0 0 0 0 2                    |  |   |                               |                                  |                               |                                  |                              |                                  |                                  |                                    |                                  |        |
| Shea Hillenbrand, R<br>OBP: 0.370, SLG: 0.455 |  | G4-3                            |                               | BB                               |                               | L7                               |                              | BB<br>1B                         |                              | 3 0 1 0 1 0 1                    |  |   |                               |                                  |                               |                                  |                              |                                  |                                  |                                    |                                  |        |
| 10 Vernon Wells, R<br>OBP: 0.289, SLG: 0.411  | K  |                                 |                               | F8                               |                               |                                  |                              | P6                               |                              | 3 0 0 0 1 1 2                    |  |   |                               |                                  |                               |                                  |                              |                                  |                                  |                                    |                                  |        |
| Eric Hinske, L<br>OBP: 0.353, SLG: 0.467      | P6   |                                 |                               |                                  |                               | G3-1                             |                              | F8                               |                              | 4 0 1 0 0 0 3                    |  |   |                               |                                  |                               |                                  |                              |                                  |                                  |                                    |                                  |        |
| Frank Menechino, R<br>OBP: 0.333, SLG: 0.283  |  |                                 | G6-3                          |                                  | FC5-4<br>1B                   |                                  |                              |                                  |                              | 2 1 0 0 0 0 1                    |  |   |                               |                                  |                               |                                  |                              |                                  |                                  |                                    |                                  |        |
| Orlando Hudson, S<br>OBP: 0.313, SLG: 0.387   |  |                                 |                               |                                  | SF7                           |                                  | HR                           | BB                               |                              | 1 1 1 1 1 0 0                    |  |   |                               |                                  |                               |                                  |                              |                                  |                                  |                                    |                                  |        |
| 9 Gregg Zaun, S<br>OBP: 0.372, SLG: 0.478     |  |                                 | K                             |                                  |                               |                                  | F8                           | F7                               |                              | 4 0 1 0 0 1 2                    |  |   |                               |                                  |                               |                                  |                              |                                  |                                  |                                    |                                  |        |
| John McDonald, R<br>OBP: 0.367, SLG: 0.370    |  |                                 |                               |                                  | SF7                           |                                  | K                            |                                  | K                            | 3 0 1 1 0 2 0                    |  |   |                               |                                  |                               |                                  |                              |                                  |                                  |                                    |                                  |        |
| <b>Inning Stats</b>                           | R: 0<br>E: 0<br>K: 0<br>S: 6                             | H: 0<br>LOB: 0<br>BB: 0<br>P: 9 | R: 0<br>E: 0<br>K: 1<br>S: 12 | H: 0<br>LOB: 0<br>BB: 0<br>P: 16 | R: 0<br>E: 0<br>K: 1<br>S: 16 | H: 1<br>LOB: 1<br>BB: 0<br>P: 22 | R: 0<br>E: 0<br>K: 0<br>S: 8 | H: 0<br>LOB: 1<br>BB: 1<br>P: 19 | R: 1<br>E: 0<br>K: 0<br>S: 9 | H: 2<br>LOB: 1<br>BB: 0<br>P: 14 | R: 0<br>E: 0<br>K: 0<br>S: 9   | H: 1<br>LOB: 2<br>BB: 1<br>P: 18                      | R: 2<br>E: 0<br>K: 1<br>S: 13 | H: 3<br>LOB: 1<br>BB: 0<br>P: 18 | R: 0<br>E: 0<br>K: 0<br>S: 11 | H: 1<br>LOB: 2<br>BB: 1<br>P: 20 | R: 0<br>E: 0<br>K: 2<br>S: 7 | H: 0<br>LOB: 0<br>BB: 0<br>P: 10 | 1B: 5<br>2B: 1<br>3B: 0<br>HR: 2 | SF: 1<br>SAC: 0<br>DP: 0<br>HBP: 0 | WP: 1<br>PB: 0<br>SB: 1<br>CS: 0 | PA: 38 |
| <b>PITCHER</b>                                | IP WLS BF H R ER SO BB IBB HBP BLK WP HR S P ERA WHIP    |                                 |                               |                                  |                               |                                  |                              |                                  |                              |                                  |  | IP WLS BF H R ER SO BB IBB HBP BLK WP HR S P ERA WHIP |                               |                                  |                               |                                  |                              |                                  |                                  |                                    |                                  |        |
| Jamie Moyer, L<br>ERA: 5.28                   | (1, 1) 6.0 W 24 4 1 1 2 2 0 0 0 0 0 0 2 11 15 1.50 1.000 |                                 |                               |                                  |                               |                                  |                              |                                  |                              |                                  |  |   |                               |                                  |                               |                                  |                              |                                  |                                  |                                    |                                  |        |
| 40 Julio Mateo, R<br>ERA: 3.0                 | (7, 1) 0.2 H 5 3 2 2 1 0 0 0 0 0 0 2 6 11 27.00 4.500    |                                 |                               |                                  |                               |                                  |                              |                                  |                              |                                  |  |   |                               |                                  |                               |                                  |                              |                                  |                                  |                                    |                                  |        |
| 20 J.J. Putz, R<br>ERA: 2.65                  | (7, 1) 0.2 H 3 1 0 0 0 0 0 0 0 0 1 0 6 11 0.00 1.500     |                                 |                               |                                  |                               |                                  |                              |                                  |                              |                                  |  |   |                               |                                  |                               |                                  |                              |                                  |                                  |                                    |                                  |        |
| Matt Thornton, L<br>ERA: 6.0                  | (8, 1) 0.2 H 3 0 0 0 0 1 0 0 0 0 0 0 7 12 0.00 1.500     |                                 |                               |                                  |                               |                                  |                              |                                  |                              |                                  |  |   |                               |                                  |                               |                                  |                              |                                  |                                  |                                    |                                  |        |
| Eddie Guardado, L<br>ERA: 1.6                 | (9, 1) 1.0 S 3 0 0 0 2 0 0 0 0 0 0 0 7 10 0.00 0.000     |                                 |                               |                                  |                               |                                  |                              |                                  |                              |                                  |  |   |                               |                                  |                               |                                  |                              |                                  |                                  |                                    |                                  |        |

| Batter  | 1  | 2                                | 3                            | 4                                | 5                            | 6                               | 7                             | 8                                | 9                             | AB R H RBI BB SO LOB             | BOTTOM   |   |                                  |                               |                                  |                              |                                  |                                  |                                    |                                  |
|---|--|----------------------------------|------------------------------|----------------------------------|------------------------------|---------------------------------|-------------------------------|----------------------------------|-------------------------------|----------------------------------|--|---|----------------------------------|-------------------------------|----------------------------------|------------------------------|----------------------------------|----------------------------------|------------------------------------|----------------------------------|
| 51 Ichiro Suzuki, L<br>OBP: 0.366, SLG: 0.451     | G6-3   |                                  | G4-3                         |                                  | 29 F8<br>1B                  |                                 | F8                            |                                  |                               | 4 1 1 0 0 0 0                    | <b>Toronto Blue Jays @ Seattle Mariners</b><br>Safeco Field, Seattle, WA<br>Mon May 30 2005, 7:05 PM PDT<br>Att: 25,540 - Partly Cloudy - 64 F |   |                                  |                               |                                  |                              |                                  |                                  |                                    |                                  |
| Randy Winn, S<br>OBP: 0.348, SLG: 0.342           | G6-3   |                                  |                              | 29 G1-3<br>1B                    |                              | L9                              |                               |                                  |                               | 3 1 1 0 1 0 0                    |  |   |                                  |                               |                                  |                              |                                  |                                  |                                    |                                  |
| 29 Adrián Beltré, R<br>OBP: 0.260, SLG: 0.352     | P3   |                                  |                              | G1-3                             |                              | F8                              |                               | BB<br>1B                         |                               | 4 0 1 0 0 0 3                    |  |   |                                  |                               |                                  |                              |                                  |                                  |                                    |                                  |
| Richie Sexson, R<br>OBP: 0.361, SLG: 0.545        |  | K                                |                              | HR                               |                              |                                 |                               | BB                               |                               | 3 1 2 3 1 1 0                    |  |   |                                  |                               |                                  |                              |                                  |                                  |                                    |                                  |
| Raul Ibanez, L<br>OBP: 0.366, SLG: 0.459          | G4-3   |                                  |                              | 7 BB<br>1B                       |                              | K                               |                               | BB                               |                               | 3 1 1 0 1 1 2                    |  |   |                                  |                               |                                  |                              |                                  |                                  |                                    |                                  |
| Bret Boone, R<br>OBP: 0.299, SLG: 0.385           |  | BB                               |                              | FC6-5<br>7 BB<br>1B              |                              | P5                              |                               | P6                               |                               | 2 0 0 0 2 0 5                    |  |   |                                  |                               |                                  |                              |                                  |                                  |                                    |                                  |
| 7 Jeremy Reed, L<br>OBP: 0.351, SLG: 0.383        | G4-3   |                                  |                              |                                  |                              | F7                              |                               | B4-3                             |                               | 4 0 1 1 0 0 1                    |  |   |                                  |                               |                                  |                              |                                  |                                  |                                    |                                  |
| 16 Willie Bloomquist, R<br>OBP: 0.250, SLG: 0.255 |  |                                  | F8                           |                                  | L6                           |                                 | F9                            | G4-3                             |                               | 4 0 0 0 0 0 2                    |  |   |                                  |                               |                                  |                              |                                  |                                  |                                    |                                  |
| Pat Borders, R<br>OBP: 0.222, SLG: 0.353          |  |                                  | K                            |                                  | FC6-5                        |                                 | G6-3                          | K                                |                               | 4 0 0 0 0 2 2                    |  |   |                                  |                               |                                  |                              |                                  |                                  |                                    |                                  |
| <b>Inning Stats</b>                               | R: 0<br>E: 0<br>K: 0<br>S: 9                             | H: 0<br>LOB: 0<br>BB: 0<br>P: 11 | R: 0<br>E: 0<br>K: 1<br>S: 6 | H: 0<br>LOB: 1<br>BB: 1<br>P: 11 | R: 0<br>E: 0<br>K: 1<br>S: 9 | H: 0<br>LOB: 0<br>BB: 0<br>P: 9 | R: 3<br>E: 0<br>K: 0<br>S: 15 | H: 4<br>LOB: 2<br>BB: 1<br>P: 19 | R: 1<br>E: 0<br>K: 1<br>S: 11 | H: 2<br>LOB: 2<br>BB: 1<br>P: 20 |  | R: 0<br>E: 0<br>K: 0<br>S: 8                          | H: 0<br>LOB: 0<br>BB: 0<br>P: 12 | R: 0<br>E: 0<br>K: 0<br>S: 14 | H: 1<br>LOB: 3<br>BB: 2<br>P: 29 | R: 0<br>E: 0<br>K: 1<br>S: 8 | H: 0<br>LOB: 0<br>BB: 0<br>P: 11 | 1B: 6<br>2B: 0<br>3B: 0<br>HR: 1 | SF: 0<br>SAC: 0<br>DP: 0<br>HBP: 0 | WP: 0<br>PB: 0<br>SB: 0<br>CS: 0 |
| <b>PITCHER</b>                                    | IP WLS BF H R ER SO BB IBB HBP BLK WP HR S P ERA WHIP    |                                  |                              |                                  |                              |                                 |                               |                                  |                               |                                  |  | IP WLS BF H R ER SO BB IBB HBP BLK WP HR S P ERA WHIP |                                  |                               |                                  |                              |                                  |                                  |                                    |                                  |
| Ted Lilly, L<br>ERA: 7.6                          | (1, 1) 4.2 L 23 6 4 4 3 6 0 0 0 0 0 0 1 47 65 7.71 1.929 |                                  |                              |                                  |                              |                                 |                               |                                  |                               |                                  |  |   |                                  |                               |                                  |                              |                                  |                                  |                                    |                                  |
| Vinnie Chulk, R<br>ERA: 3.5                       | (5, 1) 2.0 7 1 0 0 0 0 0 0 0 0 0 0 19 30 0.00 0.500      |                                  |                              |                                  |                              |                                 |                               |                                  |                               |                                  |  |   |                                  |                               |                                  |                              |                                  |                                  |                                    |                                  |
| 54 Jason Frasor, R<br>ERA: 3.38                   | (7, 1) 1.1 6 0 0 0 1 2 0 0 0 0 0 0 0 14 27 0.00 1.500    |                                  |                              |                                  |                              |                                 |                               |                                  |                               |                                  |  |   |                                  |                               |                                  |                              |                                  |                                  |                                    |                                  |



| Batter   | 1   | 2                                | 3                            | 4                                | 5                             | 6                                | 7                            | 8                                | 9                            | AB                               | R                            | H                               | RBI                           | BB                               | SO                            | LOB                              | TOP                           |                                  |                                  |                                    |                                  |        |
|--|---|----------------------------------|------------------------------|----------------------------------|-------------------------------|----------------------------------|------------------------------|----------------------------------|------------------------------|----------------------------------|------------------------------|---------------------------------|-------------------------------|----------------------------------|-------------------------------|----------------------------------|-------------------------------|----------------------------------|----------------------------------|------------------------------------|----------------------------------|--------|
| 3 Reed Johnson, R<br>OBP: 0.383, SLG: 0.508<br>(1, 9)  |   |                                  |                              |                                  |                               |                                  |                              |                                  |                              | 4                                | 1                            | 1                               | 0                             | 0                                | 0                             | 3                                |                               |                                  |                                  |                                    |                                  |        |
| Orlando Hudson, S<br>OBP: 0.311, SLG: 0.387<br>(1, 4)  |   |                                  |                              |                                  |                               |                                  |                              |                                  |                              | 5                                | 1                            | 1                               | 1                             | 0                                | 0                             | 3                                |                               |                                  |                                  |                                    |                                  |        |
| 2 Aaron Hill, R<br>OBP: 0.455, SLG: 0.585<br>(1, 5)  |   |                                  |                              |                                  |                               |                                  |                              |                                  |                              | 5                                | 2                            | 2                               | 1                             | 0                                | 0                             | 0                                |                               |                                  |                                  |                                    |                                  |        |
| Shea Hillenbrand, R<br>OBP: 0.367, SLG: 0.463<br>(1, 3)  |   |                                  |                              |                                  |                               |                                  |                              |                                  |                              | 5                                | 1                            | 1                               | 2                             | 0                                | 1                             | 1                                |                               |                                  |                                  |                                    |                                  |        |
| Eric Hinske, L<br>OBP: 0.356, SLG: 0.467<br>Frank Menechino, R<br>OBP: 0.344, SLG: 0.283<br>(9, PH)<br>(9, 10) |   |                                  |                              |                                  |                               |                                  |                              |                                  |                              | 4                                | 2                            | 2                               | 0                             | 0                                | 1                             | 0                                |                               |                                  |                                  |                                    |                                  |        |
| 10 Vernon Wells, R<br>OBP: 0.292, SLG: 0.442<br>(1, 8)   |   |                                  |                              |                                  |                               |                                  |                              |                                  |                              | 5                                | 2                            | 2                               | 5                             | 0                                | 0                             | 1                                |                               |                                  |                                  |                                    |                                  |        |
| 9 Gregg Zaun, S<br>OBP: 0.389, SLG: 0.471<br>(1, 2)  |   |                                  |                              |                                  |                               |                                  |                              |                                  |                              | 4                                | 0                            | 1                               | 0                             | 0                                | 2                             | 0                                |                               |                                  |                                  |                                    |                                  |        |
| Frank Catalanotto, L<br>OBP: 0.346, SLG: 0.398<br>15 Alex Rios, R<br>OBP: 0.324, SLG: 0.429<br>(9, 9)          |   |                                  |                              |                                  |                               |                                  |                              |                                  |                              | 4                                | 0                            | 3                               | 0                             | 0                                | 0                             | 0                                |                               |                                  |                                  |                                    |                                  |        |
| 8 Russ Adams, L<br>OBP: 0.301, SLG: 0.426<br>(1, 6)  |   |                                  |                              |                                  |                               |                                  |                              |                                  |                              | 4                                | 0                            | 0                               | 0                             | 0                                | 0                             | 4                                |                               |                                  |                                  |                                    |                                  |        |
| <b>Inning Stats</b>  | R: 5<br>E: 0<br>K: 0<br>S: 22                         | H: 7<br>LOB: 2<br>BB: 0<br>P: 30 | R: 0<br>E: 0<br>K: 0<br>S: 6 | H: 0<br>LOB: 0<br>BB: 0<br>P: 11 | R: 2<br>E: 0<br>K: 1<br>S: 15 | H: 3<br>LOB: 2<br>BB: 0<br>P: 22 | R: 0<br>E: 0<br>K: 1<br>S: 6 | H: 0<br>LOB: 0<br>BB: 0<br>P: 10 | R: 0<br>E: 0<br>K: 0<br>S: 9 | H: 0<br>LOB: 0<br>BB: 0<br>P: 11 | R: 0<br>E: 0<br>K: 0<br>S: 6 | H: 0<br>LOB: 0<br>BB: 0<br>P: 9 | R: 2<br>E: 0<br>K: 2<br>S: 10 | H: 2<br>LOB: 0<br>BB: 0<br>P: 15 | R: 0<br>E: 0<br>K: 0<br>S: 10 | H: 1<br>LOB: 1<br>BB: 0<br>P: 15 | R: 0<br>E: 0<br>K: 0<br>S: 10 | H: 0<br>LOB: 0<br>BB: 0<br>P: 15 | 1B: 9<br>2B: 1<br>3B: 0<br>HR: 3 | SF: 0<br>SAC: 0<br>DP: 0<br>HBP: 2 | WP: 0<br>PB: 0<br>SB: 0<br>CS: 0 | PA: 42 |
| <b>PITCHER</b>   | IP WLS BF H R ER SO BB IBB HBP BLK WP HR S P ERA WHIP |                                  |                              |                                  |                               |                                  |                              |                                  |                              |                                  |                              |                                 |                               |                                  |                               |                                  |                               |                                  |                                  |                                    |                                  |        |
| Ryan Franklin, R<br>ERA: 4.88<br>40 Julio Mateo, R<br>ERA: 3.15<br>Shigetoshi Hasegawa, R<br>ERA: 3.24         | (1, 1)<br>(3, 1)<br>(8, 1)                            | 2.2<br>4.1<br>2.0                | L<br>15<br>8                 | 19<br>2<br>1                     | 7<br>2<br>0                   | 5<br>2<br>0                      | 1<br>3<br>0                  | 0<br>0<br>0                      | 0<br>0<br>0                  | 0<br>0<br>1                      | 0<br>0<br>0                  | 0<br>0<br>0                     | 0<br>0<br>0                   | 0<br>1<br>0                      | 2<br>33<br>20                 | 41<br>49<br>30                   | 16.88<br>4.15<br>0.00         | 3.750<br>0.462<br>0.500          |                                  |                                    |                                  |        |

Toronto Blue Jays @ Seattle Mariners  
Safeco Field, Seattle, WA  
Tue May 31 2005, 7:05 PM PDT  
Att: 25,737 - Roof Closed - 58 F

|     |    |
|-----|----|
| AB  | 40 |
| R   | 9  |
| H   | 13 |
| RBI | 9  |
| BB  | 0  |
| SO  | 4  |
| LOB | 12 |



| Batter   | 1   | 2                                | 3                             | 4                                | 5                            | 6                                | 7                             | 8                                | 9                             | AB                               | R                             | H                                | RBI                          | BB                               | SO                            | LOB                              | BOTTOM                        |                                  |                                   |                                    |                                  |                       |                       |
|--|---|----------------------------------|-------------------------------|----------------------------------|------------------------------|----------------------------------|-------------------------------|----------------------------------|-------------------------------|----------------------------------|-------------------------------|----------------------------------|------------------------------|----------------------------------|-------------------------------|----------------------------------|-------------------------------|----------------------------------|-----------------------------------|------------------------------------|----------------------------------|-----------------------|-----------------------|
| 51 Ichiro Suzuki, L<br>OBP: 0.370, SLG: 0.453<br>(1, 9)  |   |                                  |                               |                                  |                              |                                  |                               |                                  |                               | 6                                | 1                             | 3                                | 1                            | 0                                | 0                             | 4                                |                               |                                  |                                   |                                    |                                  |                       |                       |
| Randy Winn, S<br>OBP: 0.356, SLG: 0.354<br>(1, 7)  |   |                                  |                               |                                  |                              |                                  |                               |                                  |                               | 5                                | 1                             | 3                                | 0                            | 1                                | 0                             | 2                                |                               |                                  |                                   |                                    |                                  |                       |                       |
| 29 Adrián Beltré, R<br>OBP: 0.264, SLG: 0.357<br>Greg Dobbs, L<br>OBP: 0.188, SLG: 0.226<br>(8, 5)   |   |                                  |                               |                                  |                              |                                  |                               |                                  |                               | 3                                | 0                             | 1                                | 2                            | 1                                | 1                             | 2                                |                               |                                  |                                   |                                    |                                  |                       |                       |
| Richie Sexson, R<br>OBP: 0.359, SLG: 0.536<br>Dave Hansen, L<br>OBP: 0.091, SLG: 0.111<br>(8, 3)   |   |                                  |                               |                                  |                              |                                  |                               |                                  |                               | 2                                | 0                             | 0                                | 0                            | 0                                | 0                             | 4                                |                               |                                  |                                   |                                    |                                  |                       |                       |
| 30 René Rivera, R<br>OBP: 0.358, SLG: 0.395<br>(1, 8)  |   |                                  |                               |                                  |                              |                                  |                               |                                  |                               | 3                                | 0                             | 0                                | 0                            | 1                                | 1                             | 3                                |                               |                                  |                                   |                                    |                                  |                       |                       |
| Raul Ibanez, L<br>OBP: 0.367, SLG: 0.462<br>(1, 10)  |   |                                  |                               |                                  |                              |                                  |                               |                                  |                               | 1                                | 0                             | 0                                | 0                            | 0                                | 0                             | 3                                |                               |                                  |                                   |                                    |                                  |                       |                       |
| Bret Boone, R<br>OBP: 0.285, SLG: 0.379<br>12 Michael Morse, R<br>(7, PH)<br>(8, 6)  |   |                                  |                               |                                  |                              |                                  |                               |                                  |                               | 3                                | 0                             | 0                                | 0                            | 0                                | 1                             | 3                                |                               |                                  |                                   |                                    |                                  |                       |                       |
| 7 Jeremy Reed, L<br>OBP: 0.358, SLG: 0.395<br>(1, 8)   |   |                                  |                               |                                  |                              |                                  |                               |                                  |                               | 1                                | 0                             | 0                                | 0                            | 0                                | 0                             | 3                                |                               |                                  |                                   |                                    |                                  |                       |                       |
| 16 Willie Bloomquist, R<br>OBP: 0.246, SLG: 0.269<br>(8, 4)  |   |                                  |                               |                                  |                              |                                  |                               |                                  |                               | 5                                | 1                             | 2                                | 0                            | 0                                | 0                             | 3                                |                               |                                  |                                   |                                    |                                  |                       |                       |
| 30 René Rivera, R<br>OBP: 0.600, SLG: 0.600<br>(1, 2)  |   |                                  |                               |                                  |                              |                                  |                               |                                  |                               | 5                                | 0                             | 3                                | 1                            | 0                                | 1                             | 1                                |                               |                                  |                                   |                                    |                                  |                       |                       |
| <b>Inning Stats</b>  | R: 0<br>E: 0<br>K: 1<br>S: 12                         | H: 1<br>LOB: 2<br>BB: 1<br>P: 22 | R: 0<br>E: 0<br>K: 0<br>S: 13 | H: 2<br>LOB: 0<br>BB: 0<br>P: 18 | R: 0<br>E: 0<br>K: 1<br>S: 9 | H: 0<br>LOB: 0<br>BB: 0<br>P: 16 | R: 0<br>E: 0<br>K: 2<br>S: 10 | H: 1<br>LOB: 0<br>BB: 0<br>P: 11 | R: 2<br>E: 0<br>K: 2<br>S: 16 | H: 3<br>LOB: 2<br>BB: 1<br>P: 26 | R: 0<br>E: 1<br>K: 1<br>S: 17 | H: 1<br>LOB: 1<br>BB: 0<br>P: 25 | R: 0<br>E: 0<br>K: 1<br>S: 8 | H: 0<br>LOB: 1<br>BB: 1<br>P: 17 | R: 0<br>E: 0<br>K: 0<br>S: 13 | H: 4<br>LOB: 3<br>BB: 0<br>P: 16 | R: 4<br>E: 0<br>K: 0<br>S: 13 | H: 4<br>LOB: 1<br>BB: 1<br>P: 21 | 1B: 11<br>2B: 5<br>3B: 0<br>HR: 0 | SF: 0<br>SAC: 0<br>DP: 0<br>HBP: 0 | WP: 0<br>PB: 1<br>SB: 2<br>CS: 0 | PA: 48                |                       |
| <b>PITCHER</b>   | IP WLS BF H R ER SO BB IBB HBP BLK WP HR S P ERA WHIP |                                  |                               |                                  |                              |                                  |                               |                                  |                               |                                  |                               |                                  |                              |                                  |                               |                                  |                               |                                  |                                   |                                    |                                  |                       |                       |
| Chad Gaudin, R<br>ERA: 3.6<br>37 Scott Downs, L<br>ERA: 2.03<br>Justin Speier, R<br>ERA: 4.32<br>Scott Schoeneweis, L<br>ERA: 6.75<br>Miguel Batista, R<br>ERA: 1.61 | (1, 1)<br>(6, 1)<br>(8, 1)<br>(9, 1)<br>(9, 1)        | 5.0<br>2.0<br>1.0<br>0.0<br>1.0  | W<br>9<br>7<br>4<br>4         | 24<br>1<br>3<br>3<br>1           | 2<br>0<br>1<br>4<br>0        | 2<br>0<br>1<br>4<br>0            | 6<br>0<br>0<br>0<br>0         | 0<br>0<br>0<br>0<br>0            | 0<br>0<br>0<br>0<br>0         | 0<br>0<br>0<br>0<br>0            | 0<br>0<br>0<br>0<br>0         | 0<br>0<br>0<br>0<br>0            | 0<br>0<br>0<br>0<br>0        | 0<br>0<br>0<br>0<br>0            | 0<br>0<br>0<br>0<br>0         | 0<br>0<br>0<br>0<br>0            | 0<br>0<br>0<br>0<br>0         | 0<br>0<br>0<br>0<br>0            | 0<br>0<br>0<br>0<br>0             | 0<br>0<br>0<br>0<br>0              | 0<br>0<br>0<br>0<br>0            | 0<br>0<br>0<br>0<br>0 | 0<br>0<br>0<br>0<br>0 |

Toronto Blue Jays @ Seattle Mariners  
Safeco Field, Seattle, WA  
Tue May 31 2005, 7:05 PM PDT  
Att: 25,737 - Roof Closed - 58 F

|     |    |
|-----|----|
| AB  | 44 |
| R   | 7  |
| H   | 16 |
| RBI | 7  |
| BB  | 4  |
| SO  | 8  |
| LOB | 32 |





| Batter   | 1                            | 2                                | 3                            | 4                                | 5                             | 6                                | 7                             | 8                                | 9                             | AB                               | R                             | H                                | RBI                           | BB                               | SO                            | LOB                              | TOP   |                                 |                                  |                                    |                                  |        |  |  |  |  |  |
|--|------------------------------|----------------------------------|------------------------------|----------------------------------|-------------------------------|----------------------------------|-------------------------------|----------------------------------|-------------------------------|----------------------------------|-------------------------------|----------------------------------|-------------------------------|----------------------------------|-------------------------------|----------------------------------|---|---------------------------------|----------------------------------|------------------------------------|----------------------------------|--------|--|--|--|--|--|
| Orlando Hudson, S (1,4)<br>OBP: 0.310, SLG: 0.384  | 2-2<br>FC6-4<br>1B           |                                  | 1-2<br>G4-3                  |                                  | 3-2<br>F7                     |                                  |                               | 3-3<br>K                         |                               | 4                                | 0                             | 1                                | 0                             | 0                                | 1                             | 2                                | <b>Toronto Blue Jays @ Seattle Mariners</b><br>Safeco Field, Seattle, WA<br>Wed Jun 01 2005, 7:05 PM PDT<br>Att: 24,815 - Cloudy - 63 F |                                 |                                  |                                    |                                  |        |  |  |  |  |  |
| Frank Catalanotto, L (1,7)<br>OBP: 0.333, SLG: 0.400<br>3 Reed Johnson, R (8,PH)<br>OBP: 0.389, SLG: 0.521 | 2-2<br>FC6-4<br>1-2f         |                                  | 4-2<br>BB                    |                                  |                               | 3-2<br>G6-4-3<br>1B              |                               | 0-2<br>2B                        |                               | 2                                | 0                             | 1                                | 0                             | 1                                | 0                             | 1                                |   |                                 |                                  |                                    |                                  |        |  |  |  |  |  |
| 2 Aaron Hill, R (1,10)<br>OBP: 0.417, SLG: 0.533   | 2-0<br>G6-3                  |                                  | 1-2<br>F9                    |                                  |                               | 0-0<br>G6-4-3<br>1-2f            |                               | 0-1<br>P3                        |                               | 4                                | 0                             | 0                                | 0                             | 0                                | 0                             | 5                                |   |                                 |                                  |                                    |                                  |        |  |  |  |  |  |
| Shea Hillenbrand, R (1,5)<br>OBP: 0.369, SLG: 0.461  | 1-0<br>G5-3                  |                                  |                              |                                  | 3-2<br>F8                     |                                  |                               | 4-0<br>BB                        |                               | 3                                | 0                             | 1                                | 0                             | 1                                | 0                             | 1                                |   |                                 |                                  |                                    |                                  |        |  |  |  |  |  |
| Eric Hinske, L (1,3)   |                              | 2-2<br>F7                        |                              | 2-2<br>L6                        |                               | 2-0<br>F8                        |                               | 1-0<br>P6                        |                               | 4                                | 0                             | 0                                | 0                             | 0                                | 0                             | 3                                |   |                                 |                                  |                                    |                                  |        |  |  |  |  |  |
| 10 Vernon Wells, R (1,8)<br>OBP: 0.286, SLG: 0.433   |                              | 1-1<br>F8                        |                              | 1-0<br>P3                        |                               |                                  |                               | 0-1<br>P4                        |                               | 4                                | 0                             | 0                                | 0                             | 0                                | 0                             | 0                                |   |                                 |                                  |                                    |                                  |        |  |  |  |  |  |
| 9 Gregg Zaun, S (1,2)<br>OBP: 0.359, SLG: 0.455  |                              | 1-2<br>F7                        |                              |                                  | 0-2<br>L9                     |                                  | 2-3<br>K                      | 0-1<br>G5-3                      |                               | 4                                | 0                             | 0                                | 0                             | 0                                | 1                             | 0                                |   |                                 |                                  |                                    |                                  |        |  |  |  |  |  |
| 15 Alex Rios, R (1,9)<br>OBP: 0.333, SLG: 0.438  |                              |                                  | 1-2<br>G4-3<br>2B            |                                  | 4-2<br>G4-3<br>8 S<br>BB      |                                  | 2-1<br>1B                     | 1-0<br>P4                        |                               | 3                                | 0                             | 2                                | 0                             | 1                                | 0                             | 0                                |   |                                 |                                  |                                    |                                  |        |  |  |  |  |  |
| 8 Russ Adams, L (1,6)<br>OBP: 0.295, SLG: 0.416  |                              |                                  | 0-2<br>F9                    |                                  | 3-2<br>G4-3<br>1-3            |                                  | 1-3<br>K                      |                                  |                               | 3                                | 0                             | 0                                | 0                             | 0                                | 1                             | 3                                |   |                                 |                                  |                                    |                                  |        |  |  |  |  |  |
| <b>Inning Stats</b>  | R: 0<br>E: 1<br>K: 0<br>S: 8 | H: 1<br>LOB: 1<br>BB: 0<br>P: 15 | R: 0<br>E: 0<br>K: 0<br>S: 9 | H: 0<br>LOB: 0<br>BB: 0<br>P: 13 | R: 0<br>E: 0<br>K: 0<br>S: 14 | H: 1<br>LOB: 2<br>BB: 1<br>P: 21 | R: 0<br>E: 0<br>K: 0<br>S: 10 | H: 0<br>LOB: 0<br>BB: 0<br>P: 16 | R: 0<br>E: 0<br>K: 0<br>S: 14 | H: 0<br>LOB: 1<br>BB: 1<br>P: 24 | R: 0<br>E: 0<br>K: 0<br>S: 10 | H: 2<br>LOB: 1<br>BB: 0<br>P: 13 | R: 0<br>E: 0<br>K: 2<br>S: 10 | H: 1<br>LOB: 1<br>BB: 0<br>P: 16 | R: 0<br>E: 0<br>K: 1<br>S: 11 | H: 1<br>LOB: 2<br>BB: 0<br>P: 19 | R: 0<br>E: 0<br>K: 0<br>S: 5  | H: 0<br>LOB: 0<br>BB: 0<br>P: 6 | 1B: 4<br>2B: 2<br>3B: 0<br>HR: 0 | SF: 0<br>SAC: 0<br>DP: 1<br>HBP: 0 | WP: 0<br>PB: 0<br>SB: 1<br>CS: 0 | PA: 35 |  |  |  |  |  |
| <b>PITCHER</b>   | IP                           | WLS                              | BF                           | H                                | R                             | ER                               | SO                            | BB                               | IBB                           | HBP                              | BLK                           | WP                               | HR                            | S                                | P                             | ERA                              | WHIP  |                                 |                                  |                                    |                                  |        |  |  |  |  |  |
| Gil Meche, R (1,1)<br>ERA: 4.57  | 6.2                          | W                                | 26                           | 5                                | 0                             | 0                                | 1                             | 2                                | 0                             | 0                                | 0                             | 0                                | 0                             | 70                               | 114                           | 0.00                             | 1.050   |                                 |                                  |                                    |                                  |        |  |  |  |  |  |
| Ron Villone, L (7,1)<br>ERA: 3.57  | 0.2                          | H                                | 2                            | 0                                | 0                             | 0                                | 2                             | 0                                | 0                             | 0                                | 0                             | 0                                | 0                             | 8                                | 12                            | 0.00                             | 0.000   |                                 |                                  |                                    |                                  |        |  |  |  |  |  |
| Jeff Nelson, R (8,1)<br>ERA: 3.24  | 0.1                          | H                                | 3                            | 1                                | 0                             | 0                                | 0                             | 1                                | 0                             | 0                                | 0                             | 0                                | 0                             | 5                                | 9                             | 0.00                             | 6.000   |                                 |                                  |                                    |                                  |        |  |  |  |  |  |
| Matt Thornton, L (8,1)<br>ERA: 5.91  | 0.1                          | H                                | 1                            | 0                                | 0                             | 0                                | 0                             | 0                                | 0                             | 0                                | 0                             | 0                                | 0                             | 1                                | 2                             | 0.00                             | 0.000   |                                 |                                  |                                    |                                  |        |  |  |  |  |  |
| Eddie Guardado, L (9,1)<br>ERA: 1.71   | 1.0                          | S                                | 3                            | 0                                | 0                             | 0                                | 0                             | 0                                | 0                             | 0                                | 0                             | 0                                | 0                             | 5                                | 6                             | 0.00                             | 0.000   |                                 |                                  |                                    |                                  |        |  |  |  |  |  |

|     |    |
|-----|----|
| AB  | 32 |
| R   | 0  |
| H   | 6  |
| RBI | 0  |
| BB  | 3  |
| SO  | 3  |
| LOB | 15 |



| Batter  | 1                             | 2                                | 3                            | 4                                | 5                            | 6                               | 7                             | 8                                | 9                            | AB                               | R                            | H                                | RBI                          | BB                              | SO                            | LOB                              | BOTTOM  |                                 |                                  |                                    |                                  |        |  |  |  |  |  |
|---|-------------------------------|----------------------------------|------------------------------|----------------------------------|------------------------------|---------------------------------|-------------------------------|----------------------------------|------------------------------|----------------------------------|------------------------------|----------------------------------|------------------------------|---------------------------------|-------------------------------|----------------------------------|---|---------------------------------|----------------------------------|------------------------------------|----------------------------------|--------|--|--|--|--|--|
| 51 Ichiro Suzuki, L (1,9)<br>OBP: 0.369, SLG: 0.451 | 1-1<br>2B<br>1B               |                                  | 0-3<br>K                     |                                  | 3-1<br>FC4-6<br>1-2f         |                                 |                               | 0-1<br>SH5-3                     |                              | 3                                | 0                            | 1                                | 0                            | 0                               | 1                             | 2                                | <b>Toronto Blue Jays @ Seattle Mariners</b><br>Safeco Field, Seattle, WA<br>Wed Jun 01 2005, 7:05 PM PDT<br>Att: 24,815 - Cloudy - 63 F |                                 |                                  |                                    |                                  |        |  |  |  |  |  |
| Randy Winn, S (1,7)<br>OBP: 0.359, SLG: 0.363       | 0-1<br>2B                     |                                  | 0-1<br>G6-4-3<br>29<br>1B    |                                  | 1-0<br>G4-3                  |                                 | 0-3<br>K                      |                                  | 4                            | 0                                | 2                            | 0                                | 0                            | 1                               | 2                             |                                  |   |                                 |                                  |                                    |                                  |        |  |  |  |  |  |
| 29 Adrian Beltré, R (1,5)<br>OBP: 0.264, SLG: 0.355 | 1-2<br>K                      |                                  | 0-0<br>G6-4-3<br>1-2f        |                                  |                              | 1-1<br>P4                       |                               | 2-2<br>1B<br>1B                  |                              | 4                                | 1                            | 1                                | 1                            | 0                               | 1                             | 4                                |   |                                 |                                  |                                    |                                  |        |  |  |  |  |  |
| Richie Sexson, R (1,3)<br>OBP: 0.361, SLG: 0.529    | 4-2<br>BB                     |                                  |                              | 2-2<br>L9                        |                              | 2-3<br>K                        |                               | 4-0<br>1B<br>IBB                 |                              | 2                                | 0                            | 0                                | 0                            | 2                               | 1                             | 0                                |   |                                 |                                  |                                    |                                  |        |  |  |  |  |  |
| Raul Ibanez, L (1,10)<br>OBP: 0.369, SLG: 0.468     | 1-1<br>G4-6-3<br>1-2f         |                                  |                              | 0-0<br>1B<br>2B                  |                              | 3-1<br>P6                       |                               | 1-1<br>1B                        |                              | 4                                | 1                            | 2                                | 1                            | 0                               | 0                             | 3                                |   |                                 |                                  |                                    |                                  |        |  |  |  |  |  |
| Bret Boone, R (1,4)<br>OBP: 0.299, SLG: 0.392       |                               | 2-2<br>G4-3                      |                              | 3-2<br>1B<br>7 CS                |                              | 2-0<br>12<br>F9-2<br>3B         |                               | 1-0<br>P4                        |                              | 4                                | 0                            | 2                                | 1                            | 0                               | 0                             | 2                                |   |                                 |                                  |                                    |                                  |        |  |  |  |  |  |
| 7 Jeremy Reed, L (1,8)<br>OBP: 0.352, SLG: 0.389    |                               | 3-2<br>L4                        |                              | 1-3<br>K<br>1-2                  |                              | 0-0<br>G4-3                     |                               |                                  |                              | 3                                | 0                            | 0                                | 0                            | 0                               | 1                             | 2                                |   |                                 |                                  |                                    |                                  |        |  |  |  |  |  |
| 12 Michael Morse, R (1,6)<br>OBP: 0.333, SLG: 0.474 |                               | 0-1<br>F8                        |                              |                                  | 3-1<br>F8                    |                                 | 3-1<br>F9-2                   |                                  |                              | 3                                | 0                            | 0                                | 0                            | 0                               | 0                             | 1                                |   |                                 |                                  |                                    |                                  |        |  |  |  |  |  |
| Pat Borders, R (1,2)<br>OBP: 0.333, SLG: 0.474      |                               |                                  | 0-0<br>1B<br>2B              |                                  | 4-2<br>51<br>FC4-6<br>BB     |                                 |                               | 0-1<br>51<br>SH5-3<br>1B         |                              | 2                                | 1                            | 2                                | 0                            | 1                               | 0                             | 0                                |   |                                 |                                  |                                    |                                  |        |  |  |  |  |  |
| <b>Inning Stats</b>                                 | R: 0<br>E: 0<br>K: 1<br>S: 13 | H: 2<br>LOB: 2<br>BB: 1<br>P: 20 | R: 0<br>E: 0<br>K: 0<br>S: 8 | H: 0<br>LOB: 0<br>BB: 0<br>P: 13 | R: 0<br>E: 0<br>K: 1<br>S: 7 | H: 2<br>LOB: 1<br>BB: 0<br>P: 7 | R: 1<br>E: 0<br>K: 0<br>S: 10 | H: 2<br>LOB: 0<br>BB: 0<br>P: 16 | R: 0<br>E: 0<br>K: 0<br>S: 7 | H: 0<br>LOB: 1<br>BB: 1<br>P: 18 | R: 0<br>E: 0<br>K: 1<br>S: 7 | H: 0<br>LOB: 0<br>BB: 0<br>P: 13 | R: 0<br>E: 0<br>K: 0<br>S: 5 | H: 1<br>LOB: 0<br>BB: 0<br>P: 9 | R: 2<br>E: 0<br>K: 1<br>S: 14 | H: 3<br>LOB: 2<br>BB: 1<br>P: 22 | R: 0<br>E: 0<br>K: 0<br>S: 1  | H: 0<br>LOB: 0<br>BB: 0<br>P: 6 | 1B: 6<br>2B: 4<br>3B: 1<br>HR: 0 | SF: 0<br>SAC: 1<br>DP: 3<br>HBP: 0 | WP: 0<br>PB: 0<br>SB: 0<br>CS: 1 | PA: 33 |  |  |  |  |  |
| <b>PITCHER</b>                                      | IP                            | WLS                              | BF                           | H                                | R                            | ER                              | SO                            | BB                               | IBB                          | HBP                              | BLK                          | WP                               | HR                           | S                               | P                             | ERA                              | WHIP  |                                 |                                  |                                    |                                  |        |  |  |  |  |  |
| 39 Gustavo Chacin, L (1,1)<br>ERA: 3.36             | 7.2                           | L                                | 32                           | 10                               | 3                            | 3                               | 5                             | 2                                | 1                            | 0                                | 0                            | 0                                | 0                            | 70                              | 116                           | 3.52                             | 1.565   |                                 |                                  |                                    |                                  |        |  |  |  |  |  |
| Justin Speier, R (8,1)<br>ERA: 4.24                 | 0.1                           |                                  | 1                            | 0                                | 0                            | 0                               | 0                             | 0                                | 0                            | 0                                | 0                            | 0                                | 0                            | 1                               | 2                             | 0.00                             | 0.000   |                                 |                                  |                                    |                                  |        |  |  |  |  |  |

|     |    |
|-----|----|
| AB  | 29 |
| R   | 3  |
| H   | 10 |
| RBI | 3  |
| BB  | 3  |
| SO  | 5  |
| LOB | 16 |





| Batter   | 1                            | 2                                | 3                            | 4                                | 5                            | 6                                | 7                            | 8                               | 9                             | AB                               | R                             | H                                | RBI                           | BB                               | SO                           | LOB                              | TOP                           |                                  |                                  |                                    |                                  |        |  |  |  |  |  |
|--|------------------------------|----------------------------------|------------------------------|----------------------------------|------------------------------|----------------------------------|------------------------------|---------------------------------|-------------------------------|----------------------------------|-------------------------------|----------------------------------|-------------------------------|----------------------------------|------------------------------|----------------------------------|-------------------------------|----------------------------------|----------------------------------|------------------------------------|----------------------------------|--------|--|--|--|--|--|
| <b>Orlando Hudson, S</b> (1, 4)<br>OBP: 0.307, SLG: 0.379  | 0-1<br>F7                    |                                  | 1-1<br>G3<br>1B              |                                  | 1-0<br>G4-3                  | 1-3<br>K                         |                              | 2-0<br>G1-6-3                   |                               | 5                                | 0                             | 1                                | 0                             | 0                                | 1                            | 3                                |                               |                                  |                                  |                                    |                                  |        |  |  |  |  |  |
| <b>Frank Catalanotto, L</b> (1, 7)<br>OBP: 0.360, SLG: 0.367<br><b>3 Reed Johnson, R</b> (7, PH)<br>OBP: 0.382, SLG: 0.512 | 4-0<br>FC5-4<br>BB           |                                  | 1-2<br>G3                    |                                  | 3-2<br>2<br>2B<br>HBP        |                                  | 0-0<br>F8                    |                                 | 1-1<br>G6-3                   | 1                                | 1                             | 0                                | 0                             | 1                                | 0                            | 1                                |                               |                                  |                                  |                                    |                                  |        |  |  |  |  |  |
| <b>2 Aaron Hill, R</b> (1, 5)<br>OBP: 0.434, SLG: 0.551  | 1-2<br>F8                    |                                  | 2-1<br>G6-3                  |                                  | 0-1<br>2B                    |                                  | 4-1<br>1B<br>1B<br>BB        |                                 | 3-2<br>DI<br>1B               | 4                                | 0                             | 2                                | 2                             | 1                                | 0                            | 2                                |                               |                                  |                                  |                                    |                                  |        |  |  |  |  |  |
| <b>Shea Hillenbrand, R</b> (1, 10)<br>OBP: 0.370, SLG: 0.457   | 0-1<br>FC5-4                 |                                  |                              |                                  | 0-0<br>G4-3                  |                                  | 0-1<br>1B                    |                                 | 0-3<br>K                      | 4                                | 0                             | 1                                | 0                             | 0                                | 1                            | 2                                |                               |                                  |                                  |                                    |                                  |        |  |  |  |  |  |
| <b>Eric Hinske, L</b> (1, 3)<br>OBP: 0.345, SLG: 0.449   |                              | 0-0<br>F9                        |                              | 0-2<br>L7                        | 1-0<br>G4-3                  |                                  | 3-2<br>1B                    |                                 | 2-1<br>F7                     | 5                                | 0                             | 1                                | 0                             | 0                                | 0                            | 3                                |                               |                                  |                                  |                                    |                                  |        |  |  |  |  |  |
| <b>10 Vernon Wells, R</b> (1, 8)<br>OBP: 0.295, SLG: 0.441   |                              | 4-0<br>BB                        |                              | 1-0<br>15<br>FC4-6<br>1B         |                              | 0-0<br>15<br>2B                  |                              | 1-3<br>2-3<br>1B                |                               | 3                                | 1                             | 2                                | 0                             | 1                                | 1                            | 3                                |                               |                                  |                                  |                                    |                                  |        |  |  |  |  |  |
| <b>15 Alex Rios, R</b> (1, 9)<br>OBP: 0.332, SLG: 0.440  |                              | 0-2<br>F8                        |                              | 1-0<br>FC4-6<br>1B               |                              | 0-1<br>8<br>G4-3<br>2B           |                              | 2-3<br>K                        |                               | 4                                | 0                             | 1                                | 1                             | 0                                | 1                            | 5                                |                               |                                  |                                  |                                    |                                  |        |  |  |  |  |  |
| <b>8 Russ Adams, L</b> (1, 6)<br>OBP: 0.294, SLG: 0.411  |                              | 0-1<br>G4-3                      |                              |                                  | 0-1<br>2<br>2B<br>1B         |                                  | 0-0<br>G4-3                  |                                 | 1-3<br>K                      | 4                                | 1                             | 1                                | 0                             | 0                                | 1                            | 2                                |                               |                                  |                                  |                                    |                                  |        |  |  |  |  |  |
| <b>Ken Huckaby, R</b> (1, 2)<br>OBP: 0.200, SLG: 0.152<br><b>9 Gregg Zaun, S</b> (8, PH)<br>OBP: 0.363, SLG: 0.455         |                              |                                  | 0-1<br>G5-3                  |                                  | 0-1<br>P4                    |                                  | 3-2<br>G1-3                  |                                 | 4-2<br>G1-6-3<br>BB           | 3                                | 0                             | 0                                | 0                             | 0                                | 0                            | 2                                |                               |                                  |                                  |                                    |                                  |        |  |  |  |  |  |
| <b>Inning Stats</b>  | R: 0<br>E: 0<br>K: 0<br>S: 7 | H: 0<br>LOB: 1<br>BB: 1<br>P: 12 | R: 0<br>E: 0<br>K: 0<br>S: 8 | H: 0<br>LOB: 1<br>BB: 1<br>P: 12 | R: 0<br>E: 0<br>K: 0<br>S: 9 | H: 1<br>LOB: 1<br>BB: 0<br>P: 13 | R: 0<br>E: 0<br>K: 0<br>S: 6 | H: 1<br>LOB: 1<br>BB: 0<br>P: 8 | R: 2<br>E: 0<br>K: 0<br>S: 11 | H: 2<br>LOB: 2<br>BB: 0<br>P: 17 | R: 1<br>E: 0<br>K: 1<br>S: 10 | H: 2<br>LOB: 1<br>BB: 0<br>P: 14 | R: 0<br>E: 0<br>K: 2<br>S: 15 | H: 2<br>LOB: 3<br>BB: 1<br>P: 25 | R: 0<br>E: 0<br>K: 1<br>S: 7 | H: 0<br>LOB: 0<br>BB: 1<br>P: 14 | R: 0<br>E: 0<br>K: 1<br>S: 12 | H: 1<br>LOB: 1<br>BB: 0<br>P: 18 | 1B: 6<br>2B: 3<br>3B: 0<br>HR: 0 | SF: 0<br>SAC: 0<br>DP: 1<br>HBP: 2 | WP: 0<br>PB: 0<br>SB: 0<br>CS: 0 | PA: 41 |  |  |  |  |  |
| <b>PITCHER</b>   | IP                           | WLS                              | BF                           | H                                | R                            | ER                               | SO                           | BB                              | IBB                           | HBP                              | BLK                           | WP                               | HR                            | S                                | P                            | ERA                              | WHIP                          |                                  |                                  |                                    |                                  |        |  |  |  |  |  |
| <b>Kirk Saarloos, R</b> (1, 1)<br>ERA: 4.75  | 5.2                          | W                                | 27                           | 6                                | 3                            | 3                                | 0                            | 2                               | 0                             | 2                                | 0                             | 0                                | 0                             | 48                               | 72                           | 4.76                             | 1.412                         |                                  |                                  |                                    |                                  |        |  |  |  |  |  |
| <b>Ricardo Rincon, L</b> (6, 1)<br>ERA: 3.52   | 0.1                          | H                                | 1                            | 0                                | 0                            | 0                                | 1                            | 0                               | 0                             | 0                                | 0                             | 0                                | 0                             | 3                                | 4                            | 0.00                             | 0.000                         |                                  |                                  |                                    |                                  |        |  |  |  |  |  |
| <b>58 Justin Duchschere, R</b> (7, 1)<br>ERA: 1.04   | 2.0                          | H                                | 9                            | 2                                | 0                            | 0                                | 3                            | 2                               | 0                             | 0                                | 0                             | 0                                | 0                             | 22                               | 39                           | 0.00                             | 2.000                         |                                  |                                  |                                    |                                  |        |  |  |  |  |  |
| <b>20 Huston Street, R</b> (9, 1)<br>ERA: 1.88   | 1.0                          | S                                | 4                            | 1                                | 0                            | 0                                | 1                            | 0                               | 0                             | 0                                | 0                             | 0                                | 0                             | 12                               | 18                           | 0.00                             | 1.000                         |                                  |                                  |                                    |                                  |        |  |  |  |  |  |

Toronto Blue Jays @ Oakland Athletics  
McAfee Coliseum, Oakland, CA  
Thu Jun 02 2005, 10:05 PM EDT  
Att: 10,637 - Clear - 67 F

|     |    |
|-----|----|
| AB  | 35 |
| R   | 3  |
| H   | 9  |
| RBI | 3  |
| BB  | 4  |
| SO  | 5  |
| LOB | 23 |



| Batter  | 1                             | 2                                | 3                             | 4                                | 5                                | 6                               | 7                                   | 8                                | 9                             | AB                               | R                            | H                                | RBI                          | BB                               | SO                           | LOB                              | BOTTOM                           |                                    |                                  |        |  |  |  |  |  |  |  |
|---|-------------------------------|----------------------------------|-------------------------------|----------------------------------|----------------------------------|---------------------------------|-------------------------------------|----------------------------------|-------------------------------|----------------------------------|------------------------------|----------------------------------|------------------------------|----------------------------------|------------------------------|----------------------------------|----------------------------------|------------------------------------|----------------------------------|--------|--|--|--|--|--|--|--|
| <b>21 Mark Kotsay, L</b> (1, 8)<br>OBP: 0.355, SLG: 0.399   | 3-2<br>G4-3                   |                                  | 2-2<br>F8-3<br>1B             |                                  | 0-0<br>3<br>HR<br>2B             |                                 | 0-1<br>G3                           |                                  |                               | 4                                | 1                            | 2                                | 0                            | 0                                | 0                            | 0                                |                                  |                                    |                                  |        |  |  |  |  |  |  |  |
| <b>Jason Kendall, R</b> (1, 2)<br>OBP: 0.324, SLG: 0.293    | 2-1<br>F9                     |                                  | 0-0<br>F8-3                   |                                  | 4-0<br>3<br>HR<br>BB             |                                 | 2-1<br>P4                           |                                  |                               | 3                                | 1                            | 0                                | 0                            | 1                                | 0                            | 1                                |                                  |                                    |                                  |        |  |  |  |  |  |  |  |
| <b>3 Eric Chavez, L</b> (1, 5)<br>OBP: 0.284, SLG: 0.340    | 4-2<br>FC6-4<br>BB            |                                  | 0-3<br>K                      |                                  | 0-0<br>1H<br>2H<br>3H<br>HR      |                                 | 2-2<br>2B                           |                                  |                               | 3                                | 1                            | 2                                | 4                            | 1                                | 1                            | 0                                |                                  |                                    |                                  |        |  |  |  |  |  |  |  |
| <b>Scott Hatteberg, L</b> (1, 10)<br>OBP: 0.345, SLG: 0.359 | 2-2<br>FC6-4                  |                                  |                               |                                  | 2-1<br>G3                        |                                 | 1-2<br>E5<br>7<br>FC1-4<br>29<br>BB |                                  | 1-1<br>P6                     | 4                                | 0                            | 0                                | 0                            | 0                                | 0                            | 2                                |                                  |                                    |                                  |        |  |  |  |  |  |  |  |
| <b>29 Dan Johnson, L</b> (1, 3)<br>OBP: 0.367, SLG: 0.250   |                               | 1-2<br>7<br>2B<br>G3<br>1B       |                               | 1-2<br>F7                        |                                  | 4-2<br>7<br>FC1-4<br>BB         |                                     | 0-0<br>G3-1                      |                               | 3                                | 1                            | 1                                | 0                            | 1                                | 0                            | 1                                |                                  |                                    |                                  |        |  |  |  |  |  |  |  |
| <b>7 Bobby Crosby, R</b> (1, 6)<br>OBP: 0.474, SLG: 0.588   |                               | 0-0<br>G3                        |                               | 0-1<br>1B                        |                                  | 2-2<br>FC1-4                    |                                     | 1-0<br>G5-3                      |                               | 4                                | 0                            | 2                                | 0                            | 0                                | 0                            | 2                                |                                  |                                    |                                  |        |  |  |  |  |  |  |  |
| <b>Eric Byrnes, R</b> (1, 7)<br>OBP: 0.329, SLG: 0.410      |                               | 3-3<br>K                         |                               | 2-1<br>F8                        |                                  | 0-0<br>G4-3                     |                                     | 2-1<br>P5                        |                               | 4                                | 0                            | 0                                | 0                            | 0                                | 1                            | 5                                |                                  |                                    |                                  |        |  |  |  |  |  |  |  |
| <b>Nick Swisher, S</b> (1, 9)<br>OBP: 0.281, SLG: 0.351     |                               | 1-2<br>G3                        |                               |                                  | 4-1<br>21<br>2B<br>3<br>HR<br>BB |                                 | 2-2<br>F7                           |                                  | 1-2<br>1B                     | 3                                | 1                            | 1                                | 1                            | 1                                | 0                            | 1                                |                                  |                                    |                                  |        |  |  |  |  |  |  |  |
| <b>Marco Scutaro, R</b> (1, 4)<br>OBP: 0.320, SLG: 0.359    |                               | 0-2<br>F8                        |                               |                                  | 0-1<br>F9                        |                                 | 1-1<br>G5-3                         |                                  | 1-1<br>P2                     | 4                                | 0                            | 0                                | 0                            | 0                                | 0                            | 3                                |                                  |                                    |                                  |        |  |  |  |  |  |  |  |
| <b>Inning Stats</b>   | R: 0<br>E: 0<br>K: 0<br>S: 10 | H: 0<br>LOB: 1<br>BB: 1<br>P: 21 | R: 1<br>E: 0<br>K: 1<br>S: 14 | H: 2<br>LOB: 0<br>BB: 0<br>P: 19 | R: 0<br>E: 0<br>K: 1<br>S: 7     | H: 1<br>LOB: 0<br>BB: 0<br>P: 9 | R: 0<br>E: 0<br>K: 0<br>S: 9        | H: 1<br>LOB: 1<br>BB: 0<br>P: 14 | R: 4<br>E: 1<br>K: 0<br>S: 15 | H: 2<br>LOB: 2<br>BB: 3<br>P: 30 | R: 0<br>E: 0<br>K: 0<br>S: 7 | H: 0<br>LOB: 0<br>BB: 0<br>P: 10 | R: 0<br>E: 0<br>K: 0<br>S: 8 | H: 1<br>LOB: 1<br>BB: 0<br>P: 13 | R: 0<br>E: 0<br>K: 0<br>S: 8 | H: 1<br>LOB: 1<br>BB: 0<br>P: 13 | 1B: 4<br>2B: 4<br>3B: 0<br>HR: 1 | SF: 0<br>SAC: 0<br>DP: 1<br>HBP: 0 | WP: 0<br>PB: 0<br>SB: 0<br>CS: 0 | PA: 36 |  |  |  |  |  |  |  |
| <b>PITCHER</b>  | IP                            | WLS                              | BF                            | H                                | R                                | ER                              | SO                                  | BB                               | IBB                           | HBP                              | BLK                          | WP                               | HR                           | S                                | P                            | ERA                              | WHIP                             |                                    |                                  |        |  |  |  |  |  |  |  |
| <b>Josh Towers, R</b> (1, 1)<br>ERA: 4.57                   | 4.1                           | L                                | 23                            | 6                                | 5                                | 5                               | 2                                   | 4                                | 0                             | 0                                | 0                            | 0                                | 0                            | 19                               | 29                           | 0.00                             | 2.308                            |                                    |                                  |        |  |  |  |  |  |  |  |
| <b>Pete Walker, R</b> (5, 1)<br>ERA: 1.23                   | 2.2                           |                                  | 9                             | 1                                | 0                                | 0                               | 0                                   | 0                                | 0                             | 0                                | 0                            | 0                                | 0                            | 19                               | 29                           | 0.00                             | 0.375                            |                                    |                                  |        |  |  |  |  |  |  |  |
| <b>54 Jason Frasor, R</b> (8, 1)<br>ERA: 3.22               | 1.0                           |                                  | 4                             | 1                                | 0                                | 0                               | 0                                   | 0                                | 0                             | 0                                | 0                            | 0                                | 0                            | 8                                | 13                           | 0.00                             | 1.000                            |                                    |                                  |        |  |  |  |  |  |  |  |

Toronto Blue Jays @ Oakland Athletics  
McAfee Coliseum, Oakland, CA  
Thu Jun 02 2005, 10:05 PM EDT  
Att: 10,637 - Clear - 67 F

|     |    |
|-----|----|
| AB  | 32 |
| R   | 5  |
| H   | 8  |
| RBI | 5  |
| BB  | 4  |
| SO  | 2  |
| LOB | 15 |





| Batter  | 1                             | 2                                | 3                            | 4                                | 5                            | 6                                | 7                             | 8                                | 9                            | AB                              | R                             | H                                | RBI                           | BB                               | SO                           | LOB                             | TOP                              |                                    |                                  |        |  |
|---|-------------------------------|----------------------------------|------------------------------|----------------------------------|------------------------------|----------------------------------|-------------------------------|----------------------------------|------------------------------|---------------------------------|-------------------------------|----------------------------------|-------------------------------|----------------------------------|------------------------------|---------------------------------|----------------------------------|------------------------------------|----------------------------------|--------|--|
| 3 Reed Johnson, R<br>OBP: 0.369, SLG: 0.492   |                               |                                  |                              |                                  |                              |                                  |                               |                                  |                              | 5                               | 0                             | 0                                | 0                             | 0                                | 0                            | 3                               | 4                                |                                    |                                  |        |  |
| Frank Catalanotto, L<br>15 Alex Rios, R<br>OBP: 0.379, SLG: 0.440<br>OBP: 0.330, SLG: 0.437 |                               |                                  |                              |                                  |                              |                                  |                               |                                  |                              | 4                               | 1                             | 4                                | 1                             | 0                                | 0                            | 0                               | 0                                |                                    |                                  |        |  |
| 2 Aaron Hill, R<br>OBP: 0.414, SLG: 0.556   |                               |                                  |                              |                                  |                              |                                  |                               |                                  |                              | 5                               | 1                             | 1                                | 1                             | 0                                | 1                            | 2                               |                                  |                                    |                                  |        |  |
| Shea Hillenbrand, R<br>OBP: 0.366, SLG: 0.451   |                               |                                  |                              |                                  |                              |                                  |                               |                                  |                              | 5                               | 1                             | 1                                | 1                             | 0                                | 1                            | 1                               |                                  |                                    |                                  |        |  |
| Eric Hinske, L<br>OBP: 0.348, SLG: 0.444  |                               |                                  |                              |                                  |                              |                                  |                               |                                  |                              | 2                               | 1                             | 0                                | 0                             | 2                                | 1                            | 0                               |                                  |                                    |                                  |        |  |
| 10 Vernon Wells, R<br>OBP: 0.298, SLG: 0.440  |                               |                                  |                              |                                  |                              |                                  |                               |                                  |                              | 3                               | 1                             | 1                                | 0                             | 1                                | 1                            | 0                               |                                  |                                    |                                  |        |  |
| 9 Gregg Zaun, S<br>OBP: 0.360, SLG: 0.448   |                               |                                  |                              |                                  |                              |                                  |                               |                                  |                              | 2                               | 0                             | 0                                | 1                             | 1                                | 1                            | 0                               |                                  |                                    |                                  |        |  |
| Orlando Hudson, S<br>OBP: 0.311, SLG: 0.379   |                               |                                  |                              |                                  |                              |                                  |                               |                                  |                              | 3                               | 0                             | 1                                | 2                             | 1                                | 0                            | 0                               |                                  |                                    |                                  |        |  |
| 8 Russ Adams, L<br>OBP: 0.293, SLG: 0.406   |                               |                                  |                              |                                  |                              |                                  |                               |                                  |                              | 4                               | 0                             | 1                                | 0                             | 0                                | 1                            | 5                               |                                  |                                    |                                  |        |  |
| <b>Inning Stats</b>   | R: 0<br>E: 0<br>K: 2<br>S: 11 | H: 1<br>LOB: 1<br>BB: 0<br>P: 15 | R: 0<br>E: 0<br>K: 1<br>S: 7 | H: 0<br>LOB: 0<br>BB: 0<br>P: 11 | R: 0<br>E: 0<br>K: 0<br>S: 8 | H: 0<br>LOB: 0<br>BB: 0<br>P: 13 | R: 3<br>E: 0<br>K: 0<br>S: 10 | H: 3<br>LOB: 2<br>BB: 2<br>P: 24 | R: 0<br>E: 0<br>K: 2<br>S: 7 | H: 0<br>LOB: 0<br>BB: 0<br>P: 9 | R: 0<br>E: 0<br>K: 1<br>S: 15 | H: 1<br>LOB: 1<br>BB: 0<br>P: 21 | R: 3<br>E: 0<br>K: 2<br>S: 18 | H: 3<br>LOB: 3<br>BB: 3<br>P: 32 | R: 0<br>E: 0<br>K: 1<br>S: 5 | H: 0<br>LOB: 0<br>BB: 0<br>P: 8 | 1B: 7<br>2B: 1<br>3B: 1<br>HR: 1 | SF: 1<br>SAC: 0<br>DP: 1<br>HBP: 0 | WP: 0<br>PB: 0<br>SB: 0<br>CS: 0 | PA: 40 |  |
| <b>PITCHER</b>  | IP                            | WLS                              | BF                           | H                                | R                            | ER                               | SO                            | BB                               | IBB                          | HBP                             | BLK                           | WP                               | HR                            | S                                | P                            | ERA                             | WHIP                             |                                    |                                  |        |  |
| Ryan Glynn, R<br>ERA: 3.86  | 7.0                           | L                                | 28                           | 6                                | 3                            | 3                                | 6                             | 2                                | 0                            | 0                               | 0                             | 0                                | 1                             | 67                               | 106                          | 3.86                            | 1.143                            |                                    |                                  |        |  |
| Juan Cruz, R<br>ERA: 8.55   | 0.0                           |                                  | 4                            | 3                                | 3                            | 3                                | 0                             | 1                                | 0                            | 0                               | 0                             | 0                                | 0                             | 7                                | 12                           | ∞                               | ∞                                |                                    |                                  |        |  |
| Keiichi Yabu, R<br>ERA: 3.54  | 1.0                           |                                  | 5                            | 0                                | 0                            | 0                                | 2                             | 2                                | 0                            | 0                               | 0                             | 0                                | 0                             | 11                               | 20                           | 0.00                            | 2.000                            |                                    |                                  |        |  |
| Tim Harikkala, R<br>ERA: 8.0  | 1.0                           |                                  | 3                            | 0                                | 0                            | 0                                | 1                             | 0                                | 0                            | 0                               | 0                             | 0                                | 0                             | 5                                | 8                            | 0.00                            | 0.000                            |                                    |                                  |        |  |

Toronto Blue Jays @ Oakland Athletics  
McAfee Coliseum, Oakland, CA  
Fri Jun 03 2005, 10:05 PM EDT  
Att. 12,332 - Clear - 65 F

AB 34  
R 6  
H 9  
RBI 6  
BB 5  
SO 9  
LOB 12



| Batter                                       | 1                             | 2                                | 3                             | 4                                | 5                            | 6                               | 7                             | 8                                | 9                            | AB                               | R                            | H                                | RBI                           | BB                               | SO                            | LOB                              | BOTTOM                        |                                  |                                  |                                    |                                  |        |
|--|-------------------------------|----------------------------------|-------------------------------|----------------------------------|------------------------------|---------------------------------|-------------------------------|----------------------------------|------------------------------|----------------------------------|------------------------------|----------------------------------|-------------------------------|----------------------------------|-------------------------------|----------------------------------|-------------------------------|----------------------------------|----------------------------------|------------------------------------|----------------------------------|--------|
| 21 Mark Kotsay, L<br>OBP: 0.349, SLG: 0.392  |                               |                                  |                               |                                  |                              |                                 |                               |                                  |                              | 4                                | 0                            | 0                                | 0                             | 0                                | 0                             | 1                                |                               |                                  |                                  |                                    |                                  |        |
| Jason Kendall, R<br>OBP: 0.323, SLG: 0.292   |                               |                                  |                               |                                  |                              |                                 |                               |                                  |                              | 4                                | 0                            | 1                                | 0                             | 0                                | 1                             | 0                                |                               |                                  |                                  |                                    |                                  |        |
| 3 Eric Chavez, L<br>OBP: 0.288, SLG: 0.347   |                               |                                  |                               |                                  |                              |                                 |                               |                                  |                              | 4                                | 1                            | 2                                | 0                             | 0                                | 1                             | 1                                |                               |                                  |                                  |                                    |                                  |        |
| Scott Hatteberg, L<br>OBP: 0.348, SLG: 0.362 |                               |                                  |                               |                                  |                              |                                 |                               |                                  |                              | 4                                | 0                            | 2                                | 1                             | 0                                | 2                             | 2                                |                               |                                  |                                  |                                    |                                  |        |
| 23 Bobby Kielty, S<br>OBP: 0.407, SLG: 0.413 |                               |                                  |                               |                                  |                              |                                 |                               |                                  |                              | 2                                | 0                            | 0                                | 0                             | 2                                | 0                             | 1                                |                               |                                  |                                  |                                    |                                  |        |
| 29 Dan Johnson, L<br>OBP: 0.353, SLG: 0.222  |                               |                                  |                               |                                  |                              |                                 |                               |                                  |                              | 3                                | 1                            | 0                                | 0                             | 1                                | 0                             | 3                                |                               |                                  |                                  |                                    |                                  |        |
| 7 Bobby Crosby, R<br>OBP: 0.391, SLG: 0.476  |                               |                                  |                               |                                  |                              |                                 |                               |                                  |                              | 4                                | 0                            | 0                                | 0                             | 0                                | 2                             | 3                                |                               |                                  |                                  |                                    |                                  |        |
| Nick Swisher, S<br>OBP: 0.288, SLG: 0.365    |                               |                                  |                               |                                  |                              |                                 |                               |                                  |                              | 4                                | 0                            | 2                                | 1                             | 0                                | 0                             | 1                                |                               |                                  |                                  |                                    |                                  |        |
| Marco Scutaro, R<br>OBP: 0.318, SLG: 0.356   |                               |                                  |                               |                                  |                              |                                 |                               |                                  |                              | 4                                | 0                            | 1                                | 0                             | 0                                | 1                             | 2                                |                               |                                  |                                  |                                    |                                  |        |
| <b>Inning Stats</b>                          | R: 0<br>E: 0<br>K: 2<br>S: 10 | H: 1<br>LOB: 1<br>BB: 0<br>P: 15 | R: 0<br>E: 0<br>K: 1<br>S: 11 | H: 0<br>LOB: 1<br>BB: 1<br>P: 19 | R: 0<br>E: 0<br>K: 1<br>S: 5 | H: 0<br>LOB: 0<br>BB: 0<br>P: 9 | R: 1<br>E: 0<br>K: 1<br>S: 14 | H: 2<br>LOB: 1<br>BB: 1<br>P: 25 | R: 0<br>E: 0<br>K: 1<br>S: 6 | H: 1<br>LOB: 0<br>BB: 0<br>P: 11 | R: 0<br>E: 0<br>K: 1<br>S: 7 | H: 1<br>LOB: 1<br>BB: 0<br>P: 10 | R: 0<br>E: 0<br>K: 1<br>S: 12 | H: 1<br>LOB: 1<br>BB: 0<br>P: 17 | R: 0<br>E: 0<br>K: 1<br>S: 13 | H: 1<br>LOB: 1<br>BB: 0<br>P: 19 | R: 1<br>E: 0<br>K: 0<br>S: 10 | H: 1<br>LOB: 1<br>BB: 1<br>P: 16 | 1B: 6<br>2B: 2<br>3B: 0<br>HR: 0 | SF: 0<br>SAC: 0<br>DP: 2<br>HBP: 0 | WP: 0<br>PB: 0<br>SB: 0<br>CS: 0 | PA: 36 |
| <b>PITCHER</b>                               | IP                            | WLS                              | BF                            | H                                | R                            | ER                              | SO                            | BB                               | IBB                          | HBP                              | BLK                          | WP                               | HR                            | S                                | P                             | ERA                              | WHIP                          |                                  |                                  |                                    |                                  |        |
| 32 Roy Halladay, R<br>ERA: 2.45              | 7.0                           | W                                | 27                            | 6                                | 1                            | 1                               | 6                             | 2                                | 0                            | 0                                | 0                            | 0                                | 0                             | 65                               | 106                           | 1.29                             | 1.143                         |                                  |                                  |                                    |                                  |        |
| Scott Schoeneweis, L<br>ERA: 6.35            | 1.0                           |                                  | 4                             | 1                                | 0                            | 0                               | 1                             | 0                                | 0                            | 0                                | 0                            | 0                                | 0                             | 13                               | 19                            | 0.00                             | 1.000                         |                                  |                                  |                                    |                                  |        |
| Miguel Batista, R<br>ERA: 1.93               | 1.0                           |                                  | 5                             | 1                                | 1                            | 1                               | 0                             | 1                                | 0                            | 0                                | 0                            | 0                                | 0                             | 10                               | 16                            | 9.00                             | 2.000                         |                                  |                                  |                                    |                                  |        |

Toronto Blue Jays @ Oakland Athletics  
McAfee Coliseum, Oakland, CA  
Fri Jun 03 2005, 10:05 PM EDT  
Att. 12,332 - Clear - 65 F

AB 33  
R 2  
H 8  
RBI 2  
BB 3  
SO 7  
LOB 14





| Batter   | 1   | 2   | 3   | 4   | 5                            | 6                                | 7                            | 8                                | 9                            | AB                               | R                            | H                                | RBI                           | BB                               | SO  | LOB                             | TOP   |                                    |                                  |        |
|--|---|---|---|---|------------------------------|----------------------------------|------------------------------|----------------------------------|------------------------------|----------------------------------|------------------------------|----------------------------------|-------------------------------|----------------------------------|---|---------------------------------|---|------------------------------------|----------------------------------|--------|
| Orlando Hudson, S (1,4)<br>OBP: 0.309, SLG: 0.376                                | 1-1<br>G4-3   |   | 1-0<br>G4-3   |   |                              | 0-1<br>F8-5<br>1B                |                              | 1-0<br>FC6-4                     |                              | 4                                | 0                            | 1                                | 0                             | 0                                | 0   | 1                               | Toronto Blue Jays @ Oakland Athletics<br>McAfee Coliseum, Oakland, CA<br>Sat Jun 04 2005, 9:05 PM EDT<br>Att: 25,753 - Clear - 64 F |                                    |                                  |        |
| Frank Catalanotto, L (1,7)<br>3 Reed Johnson, R (8,PH)<br>OBP: 0.379, SLG: 0.438 | 1-1<br>P6   |   | 1-2<br>F7   |   |                              | 0-1<br>F8-5<br>1B                |                              | 1-2<br>K                         |                              | 3                                | 0                            | 1                                | 0                             | 0                                | 0   | 0                               |   |                                    |                                  |        |
| 10 Vernon Wells, R (1,8)<br>OBP: 0.297, SLG: 0.450                               | 2-1<br>HR   |   | 1-2<br>G5-3   |   |                              | 1-2<br>F8-5                      |                              |                                  | 1-0<br>G1-3                  | 4                                | 1                            | 1                                | 1                             | 0                                | 0   | 2                               |   |                                    |                                  |        |
| Shea Hillenbrand, R (1,5)<br>OBP: 0.364, SLG: 0.445                              | 4-2<br>BB   |   |   | 0-3<br>K  |                              | 3-3<br>K                         |                              |                                  | 1-0<br>G4-3                  | 3                                | 0                            | 0                                | 0                             | 1                                | 2   | 1                               |   |                                    |                                  |        |
| Eric Hinske, L (1,3)<br>OBP: 0.341, SLG: 0.435                                   | 2-0<br>F9   |   |   | 1-0<br>F9   |                              |                                  | 0-1<br>G4-3                  |                                  | 2-1<br>F8                    | 4                                | 0                            | 0                                | 0                             | 0                                | 0   | 1                               |   |                                    |                                  |        |
| 2 Aaron Hill, R (1,10)<br>OBP: 0.393, SLG: 0.526                                 |   | 1-1<br>G6-3   |   | 1-2<br>L9   |                              |                                  | 1-1<br>G5-3                  |                                  |                              | 3                                | 0                            | 0                                | 0                             | 0                                | 0   | 0                               |   |                                    |                                  |        |
| 9 Gregg Zaun, S (1,2)<br>OBP: 0.353, SLG: 0.438                                  |   | 1-3<br>K  |   |   | 2-1<br>F9                    |                                  | 3-1<br>G3                    |                                  |                              | 3                                | 0                            | 0                                | 0                             | 0                                | 1   | 0                               |   |                                    |                                  |        |
| 15 Alex Rios, R (1,9)<br>OBP: 0.330, SLG: 0.452                                  |   | 1-0<br>HR   |   |   | 2-0<br>P3                    |                                  |                              | 1-3<br>K                         |                              | 3                                | 1                            | 1                                | 1                             | 0                                | 1   | 0                               |   |                                    |                                  |        |
| 8 Russ Adams, L (1,6)<br>John McDonald, R (8,PH)<br>OBP: 0.289, SLG: 0.400       |   | 1-1<br>G6-3   |   |   | 3-2<br>L3                    |                                  |                              | 3-2<br>FC6-4<br>1B               |                              | 2                                | 0                            | 0                                | 0                             | 0                                | 0   | 0                               |   |                                    |                                  |        |
|  |   |   |   |   |                              |                                  |                              |                                  |                              | 1                                | 0                            | 1                                | 0                             | 0                                | 0   | 0                               |   |                                    |                                  |        |
| <b>Inning Stats</b>  | R: 1<br>E: 0<br>K: 0<br>S: 9  | H: 1<br>LOB: 1<br>BB: 1<br>P: 19  | R: 1<br>E: 0<br>K: 1<br>S: 8  | H: 1<br>LOB: 0<br>BB: 0<br>P: 12  | R: 0<br>E: 0<br>K: 1<br>S: 7 | H: 0<br>LOB: 0<br>BB: 0<br>P: 10 | R: 0<br>E: 0<br>K: 1<br>S: 9 | H: 0<br>LOB: 0<br>BB: 0<br>P: 11 | R: 0<br>E: 0<br>K: 1<br>S: 7 | H: 2<br>LOB: 1<br>BB: 0<br>P: 15 | R: 0<br>E: 0<br>K: 0<br>S: 6 | H: 0<br>LOB: 0<br>BB: 0<br>P: 10 | R: 0<br>E: 0<br>K: 2<br>S: 11 | H: 1<br>LOB: 1<br>BB: 0<br>P: 17 | R: 0<br>E: 0<br>K: 0<br>S: 4  | H: 0<br>LOB: 0<br>BB: 0<br>P: 8 | 1B: 3<br>2B: 1<br>3B: 0<br>HR: 2  | SF: 0<br>SAC: 0<br>DP: 1<br>HBP: 0 | WP: 0<br>PB: 0<br>SB: 0<br>CS: 0 | PA: 32 |
| <b>PITCHER</b>   | IP<br>WLS<br>BF<br>H<br>R<br>ER<br>SO<br>BB<br>IBB<br>HBP<br>BLK<br>WP<br>HR<br>S<br>P<br>ERA<br>WHIP | 7.0<br>W<br>25<br>4<br>2<br>2<br>3<br>1<br>0<br>0<br>0<br>0<br>2<br>57<br>91<br>2.57<br>0.714 | 0.2<br>H<br>3<br>1<br>0<br>0<br>1<br>0<br>0<br>0<br>0<br>0<br>0<br>8<br>13<br>0.00<br>1.500 | 1.1<br>S<br>4<br>0<br>0<br>0<br>1<br>0<br>0<br>0<br>0<br>0<br>0<br>7<br>12<br>0.00<br>0.000 | <b>PITCHER</b>               |                                  |                              |                                  |                              |                                  |                              |                                  |                               |                                  | IP<br>WLS<br>BF<br>H<br>R<br>ER<br>SO<br>BB<br>IBB<br>HBP<br>BLK<br>WP<br>HR<br>S<br>P<br>ERA<br>WHIP |                                 |   |                                    |                                  |        |

| Batter  | 1   | 2  | 3   | 4  | 5                             | 6                                | 7                             | 8                                | 9                             | AB                               | R                             | H                                | RBI                           | BB                               | SO  | LOB                              | BOTTOM  |                                    |                                  |        |
|---|---|--|---|--|-------------------------------|----------------------------------|-------------------------------|----------------------------------|-------------------------------|----------------------------------|-------------------------------|----------------------------------|-------------------------------|----------------------------------|---|----------------------------------|---|------------------------------------|----------------------------------|--------|
| Jason Kendall, R (1,2)<br>OBP: 0.317, SLG: 0.286    | 0-1<br>G5-3   |  | 3-1<br>F9   |  | 1-2<br>F7                     |                                  | 1 SAFE<br>P4                  |                                  |                               | 4                                | 0                             | 0                                | 0                             | 0                                | 0   | 4                                | Toronto Blue Jays @ Oakland Athletics<br>McAfee Coliseum, Oakland, CA<br>Sat Jun 04 2005, 9:05 PM EDT<br>Att: 25,753 - Clear - 64 F |                                    |                                  |        |
| 14 Mark Ellis, R (1,4)<br>OBP: 0.329, SLG: 0.357    | 2-2<br>P4   |  |   | 3-2<br>G6-3  |                               | 2-2<br>L6                        | 1 SAFE<br>G5-3                |                                  |                               | 4                                | 0                             | 0                                | 0                             | 0                                | 1   |                                  |   |                                    |                                  |        |
| 23 Bobby Kielty, S (1,7)<br>OBP: 0.396, SLG: 0.400  | 0-2<br>G2-3   |  |   | 3-1<br>P4  |                               | 1-2<br>P3                        | 2-3<br>K                      |                                  |                               | 4                                | 0                             | 0                                | 0                             | 0                                | 1   |                                  |   |                                    |                                  |        |
| 3 Eric Chavez, L (1,5)<br>OBP: 0.295, SLG: 0.363    |   | 0-3<br>K   |   | 4-2<br>BB  |                               | 4-2<br>HR<br>BB                  |                               | 1-2<br>HR                        |                               | 2                                | 2                             | 1                                | 1                             | 2                                | 1   | 0                                |   |                                    |                                  |        |
| Eric Byrnes, R (1,8)<br>OBP: 0.327, SLG: 0.428      |   | 0-0<br>F7  |   | 2-2<br>F9  |                               | 2-1<br>HR                        |                               | 2-2<br>F8                        |                               | 4                                | 1                             | 1                                | 2                             | 0                                | 0   | 1                                |   |                                    |                                  |        |
| Scott Hatteberg, L (1,10)<br>OBP: 0.341, SLG: 0.354 |   | 0-0<br>F8  |   |  | 0-3<br>K                      | 2-2<br>G4-3                      |                               | 1-1<br>P4                        |                               | 4                                | 0                             | 0                                | 0                             | 0                                | 1   | 0                                |   |                                    |                                  |        |
| 7 Bobby Crosby, R (1,6)<br>OBP: 0.407, SLG: 0.458   |   |  | 0-2<br>F8   |  | 0-1<br>F8<br>1B               |                                  | 4-2<br>2B<br>1B<br>BB         | 2-2<br>F7                        |                               | 3                                | 1                             | 1                                | 0                             | 1                                | 0   | 0                                |   |                                    |                                  |        |
| 29 Dan Johnson, L (1,3)<br>OBP: 0.405, SLG: 0.333   |   |  | 1-2<br>1B   |  | 1-0<br>1B                     |                                  | 1 SAFE<br>E<br>2B             |                                  |                               | 3                                | 1                             | 3                                | 0                             | 0                                | 0   | 0                                |   |                                    |                                  |        |
| Nick Swisher, S (1,9)<br>OBP: 0.289, SLG: 0.364     |   |  | 1-1<br>F9   |  | 3-2<br>F8                     |                                  | 1-1<br>E6<br>1B               |                                  |                               | 3                                | 0                             | 1                                | 1                             | 0                                | 0   | 3                                |   |                                    |                                  |        |
| <b>Inning Stats</b>                                 | R: 0<br>E: 0<br>K: 0<br>S: 8  | H: 0<br>LOB: 0<br>BB: 0<br>P: 10   | R: 0<br>E: 0<br>K: 1<br>S: 5  | H: 0<br>LOB: 0<br>BB: 0<br>P: 5  | R: 0<br>E: 0<br>K: 0<br>S: 11 | H: 1<br>LOB: 1<br>BB: 0<br>P: 16 | R: 0<br>E: 0<br>K: 0<br>S: 11 | H: 0<br>LOB: 1<br>BB: 1<br>P: 23 | R: 0<br>E: 0<br>K: 1<br>S: 12 | H: 2<br>LOB: 2<br>BB: 0<br>P: 17 | R: 2<br>E: 0<br>K: 0<br>S: 14 | H: 1<br>LOB: 0<br>BB: 1<br>P: 25 | R: 2<br>E: 1<br>K: 1<br>S: 15 | H: 2<br>LOB: 1<br>BB: 1<br>P: 24 | R: 1<br>E: 0<br>K: 0<br>S: 11   | H: 1<br>LOB: 0<br>BB: 0<br>P: 17 | 1B: 4<br>2B: 1<br>3B: 0<br>HR: 2  | SF: 0<br>SAC: 0<br>DP: 0<br>HBP: 0 | WP: 1<br>PB: 0<br>SB: 0<br>CS: 0 | PA: 34 |
| <b>PITCHER</b>                                      | IP<br>WLS<br>BF<br>H<br>R<br>ER<br>SO<br>BB<br>IBB<br>HBP<br>BLK<br>WP<br>HR<br>S<br>P<br>ERA<br>WHIP | 6.0<br>L<br>27<br>6<br>4<br>4<br>2<br>3<br>0<br>0<br>0<br>1<br>0<br>9<br>13<br>6.00<br>1.500 | 1.0<br>3<br>0<br>0<br>0<br>1<br>0<br>0<br>0<br>0<br>0<br>1<br>0<br>9<br>13<br>0.00<br>0.000 | 1.0<br>4<br>1<br>1<br>1<br>0<br>0<br>0<br>0<br>0<br>0<br>0<br>1<br>11<br>9.00<br>1.000 | <b>PITCHER</b>                |                                  |                               |                                  |                               |                                  |                               |                                  |                               |                                  | IP<br>WLS<br>BF<br>H<br>R<br>ER<br>SO<br>BB<br>IBB<br>HBP<br>BLK<br>WP<br>HR<br>S<br>P<br>ERA<br>WHIP |                                  |   |                                    |                                  |        |

|     |    |
|-----|----|
| AB  | 31 |
| R   | 2  |
| H   | 5  |
| RBI | 2  |
| BB  | 1  |
| SO  | 5  |
| LOB | 6  |



|     |    |
|-----|----|
| AB  | 31 |
| R   | 5  |
| H   | 7  |
| RBI | 4  |
| BB  | 3  |
| SO  | 3  |
| LOB | 10 |





| Batter  | 1                              | 2                                | 3                             | 4                                | 5                            | 6                                | 7                             | 8                                | 9  | AB                               | R                            | H                                | RBI                          | BB                               | SO                            | LOB                              | TOP  |                                  |                                    |                                  |        |  |  |  |  |  |  |
|---|--------------------------------|----------------------------------|-------------------------------|----------------------------------|------------------------------|----------------------------------|-------------------------------|----------------------------------|--|----------------------------------|------------------------------|----------------------------------|------------------------------|----------------------------------|-------------------------------|----------------------------------|--|----------------------------------|------------------------------------|----------------------------------|--------|--|--|--|--|--|--|
| <b>3 Reed Johnson, R</b><br>OBP: 0.363, SLG: 0.481    | 0-1<br>G6-4-3<br>1B            |                                  |                               | 1-2<br>L7                        |                              | 1-2<br>G1-3                      |                               |                                  | 2-2<br>G3-1                                | 4                                | 0                            | 1                                | 0                            | 0                                | 0                             | 1                                | <b>Toronto Blue Jays @ Oakland Athletics</b><br>McAfee Coliseum, Oakland, CA<br>Sun Jun 05 2005, 4:05 PM EDT<br>Att: 28,754 - Sunny - 67 F |                                  |                                    |                                  |        |  |  |  |  |  |  |
| <b>Frank Catalanotto, L</b><br>OBP: 0.374, SLG: 0.432 | 1 SAFE<br>2-2<br>G6-4-3<br>1-2 |                                  |                               | 0-0<br>10 HR<br>1B               |                              | 2-2<br>F7                        |                               |                                  | 1-0<br>G4-3                                | 4                                | 1                            | 1                                | 0                            | 0                                | 0                             | 2                                |  |                                  |                                    |                                  |        |  |  |  |  |  |  |
| <b>10 Vernon Wells, R</b><br>OBP: 0.298, SLG: 0.463   | 1-3<br>K2-3                    |                                  |                               | 0-1<br>1-H<br>HR                 |                              |                                  |                               |                                  | 0-1<br>1B<br>2B                            | 3                                | 1                            | 1                                | 2                            | 0                                | 1                             | 0                                |  |                                  |                                    |                                  |        |  |  |  |  |  |  |
| <b>8 Russ Adams, L</b><br>OBP: 0.293, SLG: 0.412      |                                |                                  |                               | 2-3<br>K                         |                              |                                  |                               |                                  | 4-1<br>1B<br>BB                            | 3                                | 0                            | 0                                | 0                            | 0                                | 1                             | 0                                |  |                                  |                                    |                                  |        |  |  |  |  |  |  |
| <b>Shea Hillenbrand, R</b><br>OBP: 0.360, SLG: 0.439  |                                | 3-2<br>P3                        |                               | 2-3<br>K                         |                              |                                  |                               |                                  | 2-1<br>F8                                  | 3                                | 0                            | 0                                | 0                            | 0                                | 1                             | 0                                |  |                                  |                                    |                                  |        |  |  |  |  |  |  |
| <b>2 Aaron Hill, R</b><br>OBP: 0.403, SLG: 0.526      |                                | 2-2<br>L3                        |                               | 1-3<br>K                         |                              |                                  |                               |                                  | 1-1<br>F7                                  | 4                                | 0                            | 1                                | 1                            | 0                                | 1                             | 0                                |  |                                  |                                    |                                  |        |  |  |  |  |  |  |
| <b>9 Greg Zaun, S</b><br>OBP: 0.351, SLG: 0.434       |                                | 0-2<br>G2-3                      |                               |                                  |                              | 2-2<br>G6-3                      |                               |                                  | 0-0<br>G4-3                                | 1                                | 0                            | 0                                | 0                            | 0                                | 0                             | 0                                |  |                                  |                                    |                                  |        |  |  |  |  |  |  |
| <b>Ken Huckaby, R</b><br>OBP: 0.189, SLG: 0.143       |                                |                                  |                               |                                  |                              |                                  |                               |                                  | 1-3<br>2-H<br>1B                           | 3                                | 0                            | 0                                | 0                            | 0                                | 0                             | 2                                |  |                                  |                                    |                                  |        |  |  |  |  |  |  |
| <b>15 Alex Rios, R</b><br>OBP: 0.325, SLG: 0.444      |                                |                                  |                               | 2-1<br>F8                        |                              | 1-3<br>K                         |                               |                                  | 1-2<br>F8                                  | 3                                | 0                            | 0                                | 0                            | 0                                | 1                             | 0                                |  |                                  |                                    |                                  |        |  |  |  |  |  |  |
| <b>Orlando Hudson, S</b><br>OBP: 0.313, SLG: 0.379    |                                |                                  |                               | 2-2<br>G6-3<br>1B                |                              | 1-0<br>L5                        |                               |                                  | 3-1<br>F8                                  | 1                                | 0                            | 1                                | 0                            | 0                                | 0                             | 0                                |  |                                  |                                    |                                  |        |  |  |  |  |  |  |
| <b>Frank Menechino, R</b><br>OBP: 0.333, SLG: 0.273   |                                |                                  |                               |                                  |                              |                                  |                               |                                  |  | 2                                | 0                            | 0                                | 0                            | 0                                | 0                             | 0                                |  |                                  |                                    |                                  |        |  |  |  |  |  |  |
| <b>John McDonald, R</b><br>OBP: 0.375, SLG: 0.368     |                                |                                  |                               | 1-0<br>G6-3                      |                              |                                  |                               |                                  | 3-1<br>G4-3<br>3<br>G3-1<br>8<br>2B<br>HBP | 2                                | 1                            | 0                                | 0                            | 0                                | 0                             | 1                                |  |                                  |                                    |                                  |        |  |  |  |  |  |  |
| <b>Inning Stats</b>                                   | R: 0<br>E: 0<br>K: 1<br>S: 11  | H: 1<br>LOB: 0<br>BB: 0<br>P: 14 | R: 0<br>E: 0<br>K: 0<br>S: 11 | H: 0<br>LOB: 0<br>BB: 0<br>P: 16 | R: 0<br>E: 0<br>K: 0<br>S: 6 | H: 1<br>LOB: 0<br>BB: 0<br>P: 11 | R: 2<br>E: 0<br>K: 2<br>S: 13 | H: 2<br>LOB: 0<br>BB: 0<br>P: 17 | R: 0<br>E: 0<br>K: 1<br>S: 9               | H: 0<br>LOB: 0<br>BB: 0<br>P: 13 | R: 0<br>E: 0<br>K: 0<br>S: 7 | H: 0<br>LOB: 0<br>BB: 0<br>P: 12 | R: 0<br>E: 0<br>K: 0<br>S: 8 | H: 0<br>LOB: 0<br>BB: 0<br>P: 13 | R: 2<br>E: 0<br>K: 0<br>S: 12 | H: 2<br>LOB: 2<br>BB: 1<br>P: 24 |  | 1B: 4<br>2B: 1<br>3B: 0<br>HR: 1 | SF: 0<br>SAC: 0<br>DP: 2<br>HBP: 1 | WP: 0<br>PB: 0<br>SB: 0<br>CS: 0 | PA: 33 |  |  |  |  |  |  |
| <b>PITCHER</b>  | IP                             | WLS                              | BF                            | H                                | R                            | ER                               | SO                            | BB                               | IBB  | HBP                              | BLK                          | WP                               | HR                           | S                                | P                             | ERA                              | WHIP   |                                  |                                    |                                  |        |  |  |  |  |  |  |
| <b>Dan Haren, R</b><br>ERA: 4.17                      | 7.0                            | W                                | 23                            | 4                                | 2                            | 2                                | 4                             | 0                                | 0  | 0                                | 0                            | 0                                | 1                            | 66                               | 97                            | 2.57                             | 0.571  |                                  |                                    |                                  |        |  |  |  |  |  |  |
| <b>50 Kiko Calero, R</b><br>ERA: 7.94                 | 1.0                            |                                  | 3                             | 0                                | 0                            | 0                                | 0                             | 0                                | 0  | 0                                | 0                            | 0                                | 0                            | 8                                | 13                            | 0.00                             | 0.000  |                                  |                                    |                                  |        |  |  |  |  |  |  |
| <b>Keiichi Yabu, R</b><br>ERA: 4.03                   | 1.0                            |                                  | 7                             | 2                                | 2                            | 2                                | 0                             | 1                                | 0  | 1                                | 0                            | 0                                | 0                            | 12                               | 24                            | 18.00                            | 3.000  |                                  |                                    |                                  |        |  |  |  |  |  |  |

| Batter  | 1                             | 2                                 | 3                             | 4                                | 5                             | 6                                | 7                            | 8                                | 9                            | AB                               | R                            | H                                | RBI                           | BB                               | SO                                | LOB                                | BOTTOM   |                                  |        |  |  |  |  |  |  |  |  |
|---|-------------------------------|-----------------------------------|-------------------------------|----------------------------------|-------------------------------|----------------------------------|------------------------------|----------------------------------|------------------------------|----------------------------------|------------------------------|----------------------------------|-------------------------------|----------------------------------|-----------------------------------|------------------------------------|--|----------------------------------|--------|--|--|--|--|--|--|--|--|
| <b>Marco Scutaro, R</b><br>OBP: 0.332, SLG: 0.390   | 0-1<br>HR                     | 2-2<br>7<br>1B<br>2B              | 2-0<br>7<br>BB<br>HR<br>1B    |                                  | 1-1<br>G6-3                   |                                  |                              | 4-2<br>14<br>1B<br>BB            |                              | 4                                | 3                            | 3                                | 1                             | 1                                | 0                                 | 0                                  | <b>Toronto Blue Jays @ Oakland Athletics</b><br>McAfee Coliseum, Oakland, CA<br>Sun Jun 05 2005, 4:05 PM EDT<br>Att: 28,754 - Sunny - 67 F |                                  |        |  |  |  |  |  |  |  |  |
| <b>7 Bobby Crosby, R</b><br>OBP: 0.452, SLG: 0.519  | 2-0<br>1B<br>29<br>SF8<br>2B  | 3-1<br>3<br>HR<br>1B              | 4-1<br>HR<br>BB               |                                  | 3-2<br>G6-3                   |                                  |                              | 2-2<br>1B                        |                              | 3                                | 3                            | 2                                | 1                             | 1                                | 0                                 | 0                                  |  |                                  |        |  |  |  |  |  |  |  |  |
| <b>14 Mark Ellis, R</b><br>OBP: 0.333, SLG: 0.362   |                               | 2-H<br>3<br>HR<br>1B              | 1-2<br>HR<br>BB               |                                  |                               |                                  |                              | 1-2<br>1B                        |                              | 1                                | 0                            | 1                                | 0                             | 0                                | 0                                 | 0                                  |  |                                  |        |  |  |  |  |  |  |  |  |
| <b>3 Eric Chavez, L</b><br>OBP: 0.298, SLG: 0.377   | 0-2<br>P4                     | 1 SAFE<br>0-0<br>1-H<br>HR        | 3-3<br>K                      |                                  | 3-1<br>G3-6-1<br>1B           |                                  |                              | 2-0<br>F9                        |                              | 5                                | 1                            | 2                                | 2                             | 0                                | 1                                 | 5                                  |  |                                  |        |  |  |  |  |  |  |  |  |
| <b>Scott Hatteberg, L</b><br>OBP: 0.347, SLG: 0.376 | 1-1<br>23<br>BB<br>2B<br>1B   | 0-1<br>23<br>1B<br>23<br>WP<br>1B | 2-0<br>1-H<br>2-H<br>HR       |                                  | 2-0<br>G3-6-1                 |                                  |                              | 2-1<br>F7                        |                              | 5                                | 3                            | 3                                | 3                             | 0                                | 0                                 | 3                                  |  |                                  |        |  |  |  |  |  |  |  |  |
| <b>23 Bobby Kielty, S</b><br>OBP: 0.401, SLG: 0.402 | 4-2<br>2B<br>1B               | 1-1<br>29<br>1B<br>1B             | 1-1<br>G4-3                   |                                  | 0-1<br>G1-3                   |                                  |                              | 1-1<br>G4-3                      |                              | 2                                | 1                            | 1                                | 0                             | 1                                | 0                                 | 0                                  |  |                                  |        |  |  |  |  |  |  |  |  |
| <b>Charles Thomas, L</b><br>OBP: 0.259, SLG: 0.111  | 1-2<br>1B<br>BB               | 1-3<br>1B                         |                               |                                  |                               |                                  |                              |                                  |                              | 2                                | 0                            | 0                                | 0                             | 0                                | 0                                 | 2                                  |  |                                  |        |  |  |  |  |  |  |  |  |
| <b>29 Dan Johnson, L</b><br>OBP: 0.390, SLG: 0.333  | 2-2<br>SF8                    | 2-1<br>G6-3<br>1B                 |                               | 1-2<br>L7                        |                               |                                  |                              | 0-0<br>P5                        |                              | 3                                | 0                            | 1                                | 2                             | 0                                | 0                                 | 0                                  |  |                                  |        |  |  |  |  |  |  |  |  |
| <b>Eric Byrnes, R</b><br>OBP: 0.325, SLG: 0.430     | 1-1<br>1B<br>2B               | 1-1<br>P4                         |                               | 2-1<br>G6-3                      |                               |                                  |                              | 3-2<br>P6                        |                              | 4                                | 1                            | 1                                | 1                             | 0                                | 0                                 | 2                                  |  |                                  |        |  |  |  |  |  |  |  |  |
| <b>Nick Swisher, S</b><br>OBP: 0.295, SLG: 0.369    | 0-2<br>2-H<br>3-H<br>1B       | 3-2<br>G6-3                       |                               | 2-2<br>G6-3                      |                               |                                  |                              | 1-1<br>1B                        |                              | 4                                | 0                            | 2                                | 2                             | 0                                | 0                                 | 2                                  |  |                                  |        |  |  |  |  |  |  |  |  |
| <b>17 Adam Melhuse, S</b><br>OBP: 0.129, SLG: 0.161 | 2-3<br>K                      |                                   |                               | 1-1<br>G3-1                      |                               | 0-0<br>F8                        |                              | 1-0<br>F7                        |                              | 4                                | 0                            | 0                                | 0                             | 0                                | 1                                 | 2                                  |  |                                  |        |  |  |  |  |  |  |  |  |
| <b>Inning Stats</b>                                 | R: 5<br>E: 0<br>K: 1<br>S: 25 | H: 5<br>LOB: 1<br>BB: 1<br>P: 37  | R: 4<br>E: 0<br>K: 0<br>S: 18 | H: 6<br>LOB: 1<br>BB: 0<br>P: 30 | R: 3<br>E: 0<br>K: 1<br>S: 10 | H: 2<br>LOB: 0<br>BB: 1<br>P: 23 | R: 0<br>E: 0<br>K: 0<br>S: 8 | H: 0<br>LOB: 0<br>BB: 0<br>P: 13 | R: 0<br>E: 0<br>K: 0<br>S: 7 | H: 1<br>LOB: 0<br>BB: 0<br>P: 10 | R: 0<br>E: 0<br>K: 0<br>S: 5 | H: 1<br>LOB: 1<br>BB: 0<br>P: 12 | R: 0<br>E: 0<br>K: 0<br>S: 12 | H: 1<br>LOB: 2<br>BB: 1<br>P: 23 | 1B: 10<br>2B: 3<br>3B: 0<br>HR: 3 | SF: 1<br>SAC: 0<br>DP: 2<br>HBP: 0 |  | WP: 1<br>PB: 0<br>SB: 0<br>CS: 0 | PA: 41 |  |  |  |  |  |  |  |  |
| <b>PITCHER</b>                                      | IP                            | WLS                               | BF                            | H                                | R                             | ER                               | SO                           | BB                               | IBB                          | HBP                              | BLK                          | WP                               | HR                            | S                                | P                                 | ERA                                |  | WHIP                             |        |  |  |  |  |  |  |  |  |
| <b>Chad Gaudin, R</b><br>ERA: 15.2                  | 1.0                           | L                                 | 11                            | 7                                | 7                             | 7                                | 1                            | 1                                | 0                            | 0                                | 0                            | 1                                | 2                             | 22                               | 42                                | 22.50                              | 3.500  |                                  |        |  |  |  |  |  |  |  |  |
| <b>37 Scott Downs, L</b><br>ERA: 4.7                | 2.0                           |                                   | 12                            | 6                                | 5                             | 5                                | 1                            | 0                                | 0                            | 0                                | 0                            | 0                                | 0                             | 15                               | 24                                | 0.00                               | 0.000  |                                  |        |  |  |  |  |  |  |  |  |
| <b>Pete Walker, R</b><br>ERA: 1.2                   | 2.0                           |                                   | 6                             | 0                                | 0                             | 0                                | 0                            | 0                                | 0                            | 0                                | 0                            | 0                                | 0                             | 5                                | 24                                | 0.00                               | 0.000  |                                  |        |  |  |  |  |  |  |  |  |
| <b>Scott Schoeneweis, L</b><br>ERA: 6.0             | 1.0                           |                                   | 3                             | 1                                | 0                             | 0                                | 0                            | 0                                | 0                            | 0                                | 0                            | 0                                | 0                             | 15                               | 10                                | 1.000                              | 1.000  |                                  |        |  |  |  |  |  |  |  |  |
| <b>54 Jason Frasor, R</b><br>ERA: 3.09              | 1.0                           |                                   | 4                             | 1                                | 0                             | 0                                | 0                            | 0                                | 0                            | 0                                | 0                            | 0                                | 0                             | 7                                | 12                                | 0.00                               | 1.000  |                                  |        |  |  |  |  |  |  |  |  |

|     |    |
|-----|----|
| AB  | 31 |
| R   | 4  |
| H   | 6  |
| RBI | 4  |
| BB  | 1  |
| SO  | 4  |
| LOB | 6  |



|     |    |
|-----|----|
| AB  | 37 |
| R   | 12 |
| H   | 16 |
| RBI | 12 |
| BB  | 3  |
| SO  | 2  |
| LOB | 16 |





| Batter   | 1                             | 2                                | 3                             | 4                                | 5                            | 6                                | 7                             | 8                                | 9                            | AB                              | R                            | H                                | RBI                           | BB                               | SO                           | LOB                             | TOP                           |                                  |                                  |                                    |                                  |        |  |  |  |  |  |  |
|--|-------------------------------|----------------------------------|-------------------------------|----------------------------------|------------------------------|----------------------------------|-------------------------------|----------------------------------|------------------------------|---------------------------------|------------------------------|----------------------------------|-------------------------------|----------------------------------|------------------------------|---------------------------------|-------------------------------|----------------------------------|----------------------------------|------------------------------------|----------------------------------|--------|--|--|--|--|--|--|
| 3 Reed Johnson, R<br>OBP: 0.364, SLG: 0.500  | 2-3<br>K                      | 3-2<br>HR                        |                               | 3-2<br>1B                        |                              | 3-2<br>G6-3                      |                               |                                  | 3-2<br>G5-3                  | 5                               | 1                            | 2                                | 3                             | 0                                | 1                            | 1                               |                               |                                  |                                  |                                    |                                  |        |  |  |  |  |  |  |
| 15 Alex Rice, R<br>OBP: 0.317, SLG: 0.433  | 0-3<br>K                      | 0-0<br>G6-3                      |                               | 2-1<br>F8                        |                              |                                  | 2-3<br>K                      |                                  | 2-2<br>G5-3                  | 5                               | 0                            | 0                                | 0                             | 0                                | 2                            | 3                               |                               |                                  |                                  |                                    |                                  |        |  |  |  |  |  |  |
| 10 Vernon Wells, R<br>OBP: 0.301, SLG: 0.468   | 0-0<br>2B                     | 3-2<br>F8                        |                               |                                  | 0-0<br>1B                    |                                  | 2-3<br>K                      |                                  |                              | 4                               | 1                            | 2                                | 0                             | 0                                | 1                            | 0                               |                               |                                  |                                  |                                    |                                  |        |  |  |  |  |  |  |
| Shea Hillenbrand, R<br>OBP: 0.358, SLG: 0.433  | 4-0<br>2B                     |                                  | 1-0<br>F9                     |                                  | 0-0<br>L5                    |                                  | 2-2<br>G5-3                   |                                  |                              | 3                               | 0                            | 0                                | 0                             | 1                                | 0                            | 1                               |                               |                                  |                                  |                                    |                                  |        |  |  |  |  |  |  |
| 2 Aaron Hill, R<br>OBP: 0.394, SLG: 0.508  | 1-0<br>1B                     |                                  | 2-1<br>G3-1                   |                                  | 0-0<br>E8                    |                                  | 1-3<br>K                      |                                  |                              | 4                               | 0                            | 1                                | 1                             | 0                                | 1                            | 1                               |                               |                                  |                                  |                                    |                                  |        |  |  |  |  |  |  |
| Frank Menechino, R<br>OBP: 0.314, SLG: 0.254<br>Vinnie Chulk, R<br>Miguel Batista, R | 2-2<br>FC6-4                  |                                  | 2-2<br>G5-3                   |                                  | 0-1<br>FC6                   |                                  | 0-3<br>K                      |                                  |                              | 4                               | 0                            | 0                                | 0                             | 0                                | 1                            | 4                               |                               |                                  |                                  |                                    |                                  |        |  |  |  |  |  |  |
| 9 Gregg Zaun, S<br>OBP: 0.354, SLG: 0.432  |                               | 3-2<br>1B                        |                               | 4-2<br>BB                        |                              | 0-0<br>L7                        |                               | 0-1<br>P5                        |                              | 3                               | 0                            | 1                                | 0                             | 1                                | 0                            | 2                               |                               |                                  |                                  |                                    |                                  |        |  |  |  |  |  |  |
| John McDonald, R<br>OBP: 0.368, SLG: 0.377   |                               | 1-1<br>HR                        |                               | 2-2<br>BB                        |                              | 1-3<br>K                         |                               |                                  | 1-1<br>2B                    | 4                               | 1                            | 1                                | 0                             | 0                                | 1                            | 2                               |                               |                                  |                                  |                                    |                                  |        |  |  |  |  |  |  |
| 39 Gustavo Chacin, L<br>Orlando Hudson, S  |                               | 1-0<br>SH                        |                               | 0-3<br>K                         |                              | 1-3<br>K                         |                               |                                  | 3-2<br>G5-3                  | 2                               | 1                            | 0                                | 0                             | 0                                | 2                            | 1                               |                               |                                  |                                  |                                    |                                  |        |  |  |  |  |  |  |
| <b>Inning Stats</b>  | R: 1<br>E: 0<br>K: 2<br>S: 11 | H: 2<br>LOB: 2<br>BB: 1<br>P: 20 | R: 3<br>E: 0<br>K: 0<br>S: 13 | H: 2<br>LOB: 0<br>BB: 0<br>P: 24 | R: 0<br>E: 0<br>K: 0<br>S: 6 | H: 0<br>LOB: 0<br>BB: 0<br>P: 11 | R: 0<br>E: 0<br>K: 1<br>S: 17 | H: 1<br>LOB: 2<br>BB: 1<br>P: 28 | R: 0<br>E: 1<br>K: 0<br>S: 6 | H: 1<br>LOB: 2<br>BB: 0<br>P: 6 | R: 0<br>E: 0<br>K: 2<br>S: 9 | H: 0<br>LOB: 0<br>BB: 0<br>P: 14 | R: 0<br>E: 0<br>K: 0<br>S: 14 | H: 0<br>LOB: 0<br>BB: 0<br>P: 20 | R: 0<br>E: 0<br>K: 2<br>S: 8 | H: 0<br>LOB: 0<br>BB: 0<br>P: 9 | R: 0<br>E: 0<br>K: 0<br>S: 13 | H: 1<br>LOB: 1<br>BB: 0<br>P: 22 | 1B: 4<br>2B: 2<br>3B: 0<br>HR: 1 | SF: 0<br>SAC: 1<br>DP: 0<br>HBP: 0 | WP: 0<br>PB: 0<br>SB: 1<br>CS: 0 | PA: 38 |  |  |  |  |  |  |
| <b>PITCHER</b>   | IP                            | WLS                              | BF                            | H                                | R                            | ER                               | SO                            | BB                               | IBB                          | HBP                             | BLK                          | WP                               | HR                            | S                                | P                            | ERA                             | WHIP                          |                                  |                                  |                                    |                                  |        |  |  |  |  |  |  |
| 49 John Koronka, L<br>ERA: 5.73  | 6.0                           | L                                | 28                            | 6                                | 4                            | 4                                | 5                             | 2                                | 0                            | 0                               | 0                            | 0                                | 0                             | 1                                | 62                           | 103                             | 6.00                          | 1.333                            |                                  |                                    |                                  |        |  |  |  |  |  |  |
| Todd Wellemeyer, R<br>ERA: 1.55  | 1.0                           |                                  | 3                             | 0                                | 0                            | 0                                | 2                             | 0                                | 0                            | 0                               | 0                            | 0                                | 0                             | 0                                | 14                           | 20                              | 0.00                          | 0.000                            |                                  |                                    |                                  |        |  |  |  |  |  |  |
| Joe Borowski, R<br>ERA: 2.84   | 1.0                           |                                  | 3                             | 0                                | 0                            | 0                                | 2                             | 0                                | 0                            | 0                               | 0                            | 0                                | 0                             | 8                                | 9                            | 0.00                            | 0.000                         |                                  |                                  |                                    |                                  |        |  |  |  |  |  |  |
| Mike Remlinger, L<br>ERA: 4.61   | 1.0                           |                                  | 4                             | 1                                | 0                            | 0                                | 0                             | 0                                | 0                            | 0                               | 0                            | 0                                | 0                             | 13                               | 22                           | 0.00                            | 1.000                         |                                  |                                  |                                    |                                  |        |  |  |  |  |  |  |

Toronto Blue Jays @ Chicago Cubs  
Wrigley Field, Chicago, IL  
Mon Jun 06 2005, 7:05 PM CDT  
Att: 38,807 - Clear - 87 F

AB 35  
R 4  
H 7  
RBI 4  
BB 2  
SO 9  
LOB 16



| Batter  | 1                             | 2                                | 3                            | 4                                | 5                            | 6                                | 7                             | 8                                | 9                            | AB                              | R                            | H                                | RBI                          | BB                               | SO                           | LOB                             | BOTTOM                       |                                  |                                  |                                    |                                  |        |  |  |  |  |  |
|---|-------------------------------|----------------------------------|------------------------------|----------------------------------|------------------------------|----------------------------------|-------------------------------|----------------------------------|------------------------------|---------------------------------|------------------------------|----------------------------------|------------------------------|----------------------------------|------------------------------|---------------------------------|------------------------------|----------------------------------|----------------------------------|------------------------------------|----------------------------------|--------|--|--|--|--|--|
| Jerry Hairston, R<br>OBP: 0.374, SLG: 0.367<br>Corey Patterson, L<br>OBP: 0.301, SLG: 0.437               | 2-1<br>1B                     | 1-1<br>G6-4-3                    |                              |                                  | 1-1<br>G4-3                  |                                  |                               | 1-1<br>G4-3                      |                              | 3                               | 0                            | 1                                | 0                            | 0                                | 0                            | 3                               |                              |                                  |                                  |                                    |                                  |        |  |  |  |  |  |
| Neftali Feliz, S<br>OBP: 0.341, SLG: 0.475  | 1-3<br>K                      |                                  | 1-3<br>K                     |                                  | 1-0<br>F9                    |                                  |                               | 0-0<br>G3                        |                              | 4                               | 0                            | 0                                | 0                            | 0                                | 2                            | 1                               |                              |                                  |                                  |                                    |                                  |        |  |  |  |  |  |
| 25 Derrek Lee, R<br>OBP: 0.470, SLG: 0.712  | 2-1<br>1B                     |                                  | 2-3<br>K                     |                                  |                              | 3-2<br>HBP                       |                               | 3-1<br>F9                        |                              | 3                               | 0                            | 1                                | 0                            | 0                                | 1                            | 0                               |                              |                                  |                                  |                                    |                                  |        |  |  |  |  |  |
| 16 Aramis Ramirez, R<br>OBP: 0.336, SLG: 0.515  | 0-0<br>L7                     |                                  | 3-1<br>G6-3                  |                                  |                              | 2-1<br>P3                        |                               |                                  | 0-1<br>HR                    | 4                               | 1                            | 1                                | 1                            | 0                                | 0                            | 3                               |                              |                                  |                                  |                                    |                                  |        |  |  |  |  |  |
| Jason Dubois, R<br>OBP: 0.316, SLG: 0.500   | 2-2<br>FC6-4                  |                                  |                              | 1-3<br>K                         |                              | 1-1<br>G5-4-3                    |                               |                                  | 0-0<br>2B                    | 4                               | 0                            | 1                                | 0                            | 0                                | 1                            | 3                               |                              |                                  |                                  |                                    |                                  |        |  |  |  |  |  |
| Jeromy Burnitz, L<br>OBP: 0.314, SLG: 0.450   |                               | 2-3<br>K                         |                              | 1-1<br>F7                        |                              |                                  | 0-0<br>G3                     |                                  | 1-3<br>K                     | 4                               | 0                            | 0                                | 0                            | 0                                | 2                            | 1                               |                              |                                  |                                  |                                    |                                  |        |  |  |  |  |  |
| Michael Barrett, R<br>OBP: 0.317, SLG: 0.452  |                               | 1-1<br>E9                        |                              | 2-1<br>1B                        |                              |                                  | 1-1<br>G5-3                   |                                  | 1-0<br>G6-3                  | 4                               | 0                            | 2                                | 0                            | 0                                | 0                            | 0                               |                              |                                  |                                  |                                    |                                  |        |  |  |  |  |  |
| Jose Macias, S<br>OBP: 0.291, SLG: 0.327  |                               | 0-0<br>1B                        |                              | 1-2<br>G4-3                      |                              |                                  | 1-2<br>2B                     |                                  | 0-0<br>G6-3                  | 4                               | 0                            | 2                                | 0                            | 0                                | 0                            | 3                               |                              |                                  |                                  |                                    |                                  |        |  |  |  |  |  |
| 49 John Koronka, L<br>Todd Wellemeyer, R<br>Todd Hollandsworth, L<br>Joe Borowski, R<br>Mike Remlinger, L | 4-0<br>BB                     |                                  |                              |                                  | 0-3<br>K                     |                                  |                               | 0-1<br>G4-3                      |                              | 1                               | 0                            | 0                                | 0                            | 1                                | 1                            | 0                               |                              |                                  |                                  |                                    |                                  |        |  |  |  |  |  |
| <b>Inning Stats</b>   | R: 0<br>E: 0<br>K: 1<br>S: 13 | H: 2<br>LOB: 2<br>BB: 0<br>P: 20 | R: 0<br>E: 1<br>K: 1<br>S: 8 | H: 1<br>LOB: 2<br>BB: 1<br>P: 16 | R: 0<br>E: 0<br>K: 2<br>S: 9 | H: 0<br>LOB: 0<br>BB: 0<br>P: 15 | R: 0<br>E: 0<br>K: 1<br>S: 11 | H: 1<br>LOB: 1<br>BB: 0<br>P: 16 | R: 0<br>E: 0<br>K: 1<br>S: 6 | H: 0<br>LOB: 0<br>BB: 0<br>P: 8 | R: 0<br>E: 0<br>K: 0<br>S: 6 | H: 0<br>LOB: 0<br>BB: 0<br>P: 12 | R: 0<br>E: 0<br>K: 0<br>S: 8 | H: 1<br>LOB: 1<br>BB: 0<br>P: 10 | R: 0<br>E: 0<br>K: 0<br>S: 5 | H: 0<br>LOB: 0<br>BB: 0<br>P: 9 | R: 1<br>E: 0<br>K: 1<br>S: 8 | H: 3<br>LOB: 1<br>BB: 0<br>P: 10 | 1B: 5<br>2B: 2<br>3B: 0<br>HR: 1 | SF: 0<br>SAC: 0<br>DP: 3<br>HBP: 1 | WP: 1<br>PB: 0<br>SB: 1<br>CS: 0 | PA: 35 |  |  |  |  |  |
| <b>PITCHER</b>  | IP                            | WLS                              | BF                           | H                                | R                            | ER                               | SO                            | BB                               | IBB                          | HBP                             | BLK                          | WP                               | HR                           | S                                | P                            | ERA                             | WHIP                         |                                  |                                  |                                    |                                  |        |  |  |  |  |  |
| 39 Gustavo Chacin, L<br>ERA: 3.04   | 7.0                           | W                                | 27                           | 5                                | 1                            | 1                                | 0                             | 1                                | 0                            | 0                               | 0                            | 0                                | 0                            | 61                               | 97                           | 0.00                            | 0.857                        |                                  |                                  |                                    |                                  |        |  |  |  |  |  |
| Vinnie Chulk, R<br>ERA: 3.07  | 1.0                           |                                  | 4                            | 1                                | 1                            | 1                                | 0                             | 0                                | 0                            | 0                               | 0                            | 0                                | 1                            | 7                                | 11                           | 9.00                            | 1.000                        |                                  |                                  |                                    |                                  |        |  |  |  |  |  |
| Miguel Batista, R<br>ERA: 1.85  | 1.0                           | S                                | 4                            | 2                                | 0                            | 0                                | 1                             | 0                                | 0                            | 0                               | 0                            | 0                                | 0                            | 6                                | 8                            | 0.00                            | 2.000                        |                                  |                                  |                                    |                                  |        |  |  |  |  |  |

Toronto Blue Jays @ Chicago Cubs  
Wrigley Field, Chicago, IL  
Mon Jun 06 2005, 7:05 PM CDT  
Att: 38,807 - Clear - 87 F

AB 33  
R 1  
H 8  
RBI 1  
BB 1  
SO 7  
LOB 15







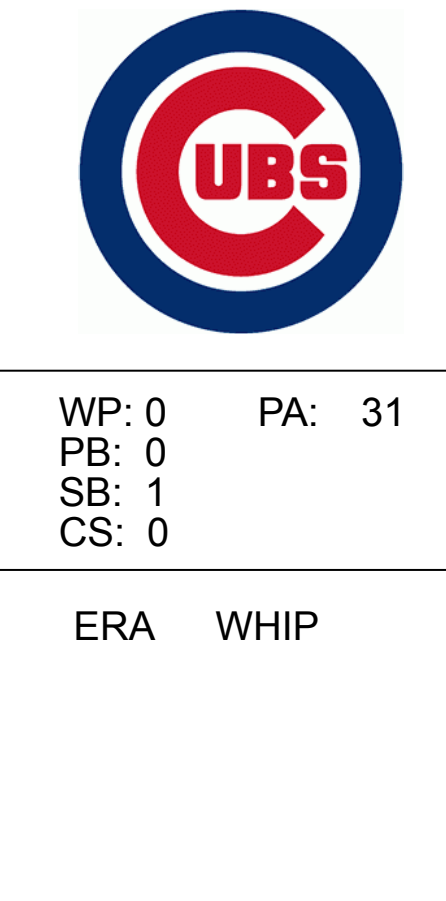


| Batter   | 1                            | 2                                | 3                            | 4                               | 5                            | 6                                | 7                            | 8                                | 9                             | AB                               | R                             | H                                | RBI                          | BB                               | SO                           | LOB                              | TOP  |                                  |                                  |                                    |                                  |        |
|--|------------------------------|----------------------------------|------------------------------|---------------------------------|------------------------------|----------------------------------|------------------------------|----------------------------------|-------------------------------|----------------------------------|-------------------------------|----------------------------------|------------------------------|----------------------------------|------------------------------|----------------------------------|--|----------------------------------|----------------------------------|------------------------------------|----------------------------------|--------|
| 3 Reed Johnson, R<br>OBP: 0.365, SLG: 0.507                  | G5-3                         |                                  |                              | K                               |                              | G4-3<br>1B                       |                              | K                                |                               | 4                                | 0                             | 1                                | 0                            | 0                                | 2                            | 1                                | Toronto Blue Jays @ Chicago Cubs<br>Wrigley Field, Chicago, IL<br>Wed Jun 08 2005, 1:20 PM CDT<br>Att: 38,086 - Sunny - 86 F |                                  |                                  |                                    |                                  |        |
| Frank Catalanotto, L<br>OBP: 0.375, SLG: 0.451               | G6-3                         |                                  |                              | G1-3                            |                              | G4-3                             |                              |                                  | G4-3<br>2 BB<br>1B            | 4                                | 0                             | 1                                | 0                            | 0                                | 0                            | 1                                |  |                                  |                                  |                                    |                                  |        |
| 10 Vernon Wells, R<br>OBP: 0.302, SLG: 0.469                 | K                            |                                  |                              | K                               |                              | G5-3                             |                              |                                  | K                             | 4                                | 0                             | 0                                | 0                            | 0                                | 3                            | 2                                |  |                                  |                                  |                                    |                                  |        |
| Eric Hinske, L<br>OBP: 0.336, SLG: 0.422                     |                              | G3-1                             |                              |                                 | G4-3                         |                                  | G5-3                         |                                  | K                             | 4                                | 0                             | 0                                | 0                            | 0                                | 1                            | 1                                |  |                                  |                                  |                                    |                                  |        |
| 2 Aaron Hill, R<br>OBP: 0.392, SLG: 0.485                    | G5-3                         |                                  |                              |                                 | G4-3<br>FC3-6<br>1B          |                                  | K                            |                                  | K                             | 3                                | 0                             | 1                                | 0                            | 1                                | 1                            | 0                                |  |                                  |                                  |                                    |                                  |        |
| Orlando Hudson, S<br>OBP: 0.303, SLG: 0.367                  | G3                           |                                  |                              |                                 | FC3-6<br>8 BB<br>1-2         |                                  | K                            |                                  | K                             | 4                                | 0                             | 0                                | 0                            | 0                                | 2                            | 3                                |  |                                  |                                  |                                    |                                  |        |
| 8 Russ Adams, L<br>OBP: 0.294, SLG: 0.406                    |                              |                                  | G5-3                         |                                 |                              |                                  |                              | P4                               |                               | 2                                | 0                             | 0                                | 0                            | 1                                | 0                            | 0                                |  |                                  |                                  |                                    |                                  |        |
| Ken Huckaby, R<br>OBP: 0.182, SLG: 0.137                     |                              |                                  | G5-3                         |                                 |                              |                                  |                              | F8                               |                               | 2                                | 0                             | 0                                | 0                            | 0                                | 0                            | 2                                |  |                                  |                                  |                                    |                                  |        |
| 9 Gregg Zaun, S<br>OBP: 0.350, SLG: 0.423                    |                              |                                  | G5-3                         |                                 | G5-3                         |                                  |                              |                                  |                               | 1                                | 0                             | 0                                | 0                            | 0                                | 0                            | 0                                |  |                                  |                                  |                                    |                                  |        |
| 32 Roy Halladay, R<br>Shea Hillenbrand, R<br>Vinnie Chulk, R |                              |                                  | G4-3                         |                                 |                              |                                  |                              |                                  |                               | 2                                | 0                             | 0                                | 0                            | 0                                | 1                            | 0                                |  |                                  |                                  |                                    |                                  |        |
| <b>Inning Stats</b>  | R: 0<br>E: 0<br>K: 1<br>S: 7 | H: 0<br>LOB: 0<br>BB: 0<br>P: 14 | R: 0<br>E: 0<br>K: 0<br>S: 5 | H: 0<br>LOB: 0<br>BB: 0<br>P: 8 | R: 0<br>E: 0<br>K: 0<br>S: 6 | H: 0<br>LOB: 0<br>BB: 0<br>P: 10 | R: 0<br>E: 0<br>K: 2<br>S: 8 | H: 0<br>LOB: 0<br>BB: 0<br>P: 13 | R: 0<br>E: 0<br>K: 0<br>S: 13 | H: 1<br>LOB: 2<br>BB: 1<br>P: 25 | R: 0<br>E: 0<br>K: 1<br>S: 12 | H: 1<br>LOB: 1<br>BB: 0<br>P: 20 | R: 0<br>E: 0<br>K: 2<br>S: 9 | H: 0<br>LOB: 0<br>BB: 0<br>P: 15 | R: 0<br>E: 0<br>K: 1<br>S: 9 | H: 0<br>LOB: 1<br>BB: 1<br>P: 18 | R: 0<br>E: 0<br>K: 3<br>S: 13  | H: 1<br>LOB: 2<br>BB: 1<br>P: 25 | 1B: 3<br>2B: 0<br>3B: 0<br>HR: 0 | SF: 0<br>SAC: 0<br>DP: 0<br>HBP: 0 | WP: 0<br>PB: 0<br>SB: 0<br>CS: 0 | PA: 33 |
| <b>PITCHER</b>   | IP                           | WLS                              | BF                           | H                               | R                            | ER                               | SO                           | BB                               | IBB                           | HBP                              | BLK                           | WP                               | HR                           | S                                | P                            | ERA                              | WHIP   |                                  |                                  |                                    |                                  |        |
| Sergio Mitre, R<br>ERA: 4.88                                 | 7.0                          | W                                | 24                           | 2                               | 0                            | 0                                | 6                            | 1                                | 0                             | 0                                | 0                             | 0                                | 0                            | 60                               | 105                          | 0.00                             | 0.429  |                                  |                                  |                                    |                                  |        |
| 43 Michael Wuertz, R<br>ERA: 3.49                            | 1.0                          | H                                | 4                            | 0                               | 0                            | 0                                | 1                            | 1                                | 0                             | 0                                | 0                             | 0                                | 0                            | 9                                | 18                           | 0.00                             | 1.000  |                                  |                                  |                                    |                                  |        |
| 46 Ryan Dempster, R<br>ERA: 4.63                             | 1.0                          | S                                | 5                            | 1                               | 0                            | 0                                | 3                            | 1                                | 0                             | 0                                | 0                             | 0                                | 0                            | 13                               | 25                           | 0.00                             | 2.000  |                                  |                                  |                                    |                                  |        |

| Batter  | 1                             | 2                                | 3                             | 4                                | 5                             | 6                                | 7                             | 8                                | 9                             | AB                               | R                            | H                                | RBI                          | BB                              | SO                            | LOB                              | BOTTOM   |                                    |                                  |        |  |  |
|---|-------------------------------|----------------------------------|-------------------------------|----------------------------------|-------------------------------|----------------------------------|-------------------------------|----------------------------------|-------------------------------|----------------------------------|------------------------------|----------------------------------|------------------------------|---------------------------------|-------------------------------|----------------------------------|--|------------------------------------|----------------------------------|--------|--|--|
| Neftali Feliz, S<br>OBP: 0.336, SLG: 0.462      | G4-3                          |                                  | P6                            |                                  | G1-3                          |                                  | G4-3                          |                                  |                               | 4                                | 0                            | 0                                | 0                            | 0                               | 0                             | 2                                | Toronto Blue Jays @ Chicago Cubs<br>Wrigley Field, Chicago, IL<br>Wed Jun 08 2005, 1:20 PM CDT<br>Att: 38,086 - Sunny - 86 F |                                    |                                  |        |  |  |
| Corey Patterson, L<br>OBP: 0.300, SLG: 0.432    | K                             |                                  |                               |                                  | K                             |                                  |                               | G4-3                             |                               | 4                                | 0                            | 1                                | 1                            | 0                               | 2                             | 0                                |  |                                    |                                  |        |  |  |
| 25 Derrek Lee, R<br>OBP: 0.461, SLG: 0.696      | G6-3                          |                                  |                               |                                  |                               |                                  |                               | L9                               |                               | 4                                | 0                            | 1                                | 0                            | 0                               | 1                             | 1                                |  |                                    |                                  |        |  |  |
| 16 Aramis Ramirez, R<br>OBP: 0.338, SLG: 0.517  |                               | G5-3                             |                               |                                  | F8                            |                                  | G5-3                          |                                  | L5                            | 4                                | 0                            | 0                                | 0                            | 0                               | 0                             | 1                                |  |                                    |                                  |        |  |  |
| Todd Walker, L<br>OBP: 0.319, SLG: 0.460        |                               | K                                |                               |                                  | G6-3                          |                                  | G6-3                          |                                  |                               | 3                                | 0                            | 0                                | 0                            | 0                               | 1                             | 0                                |  |                                    |                                  |        |  |  |
| Jason Dubois, R<br>OBP: 0.316, SLG: 0.495       |                               |                                  |                               |                                  |                               |                                  |                               |                                  |                               | 3                                | 0                            | 1                                | 0                            | 0                               | 1                             | 0                                |  |                                    |                                  |        |  |  |
| Jeromy Burnitz, L<br>OBP: 0.311, SLG: 0.444     |                               | G5-3                             |                               |                                  | HBP<br>1B                     |                                  | K                             |                                  |                               | 0                                | 0                            | 0                                | 0                            | 0                               | 0                             | 0                                |  |                                    |                                  |        |  |  |
| Todd Hollandsworth, L<br>OBP: 0.304, SLG: 0.322 |                               |                                  |                               |                                  |                               |                                  | G4-3                          |                                  |                               | 3                                | 1                            | 2                                | 0                            | 0                               | 0                             | 0                                |  |                                    |                                  |        |  |  |
| Michael Barrett, R<br>OBP: 0.333, SLG: 0.497    |                               |                                  |                               |                                  | L7                            |                                  |                               |                                  |                               | 2                                | 0                            | 1                                | 0                            | 0                               | 0                             | 1                                |  |                                    |                                  |        |  |  |
| Sergio Mitre, R<br>OBP: 0.286, SLG: 0.429       |                               |                                  |                               |                                  |                               |                                  |                               |                                  |                               | 2                                | 1                            | 1                                | 1                            | 0                               | 0                             | 3                                |  |                                    |                                  |        |  |  |
| Jose Macias, S<br>OBP: 0.281, SLG: 0.315        |                               |                                  |                               |                                  |                               |                                  |                               |                                  |                               | 1                                | 0                            | 0                                | 0                            | 0                               | 0                             | 1                                |  |                                    |                                  |        |  |  |
| 43 Michael Wuertz, R<br>OBP: 0.311, SLG: 0.444  |                               |                                  |                               |                                  |                               |                                  |                               |                                  |                               | 0                                | 0                            | 0                                | 0                            | 0                               | 0                             | 0                                |  |                                    |                                  |        |  |  |
| 46 Ryan Dempster, R<br>OBP: 0.077, SLG: 0.077   |                               |                                  |                               |                                  |                               |                                  |                               |                                  |                               | 0                                | 0                            | 0                                | 0                            | 0                               | 0                             | 0                                |  |                                    |                                  |        |  |  |
| <b>Inning Stats</b>                             | R: 0<br>E: 0<br>K: 1<br>S: 10 | H: 0<br>LOB: 0<br>BB: 0<br>P: 14 | R: 0<br>E: 0<br>K: 1<br>S: 11 | H: 0<br>LOB: 0<br>BB: 0<br>P: 13 | R: 2<br>E: 0<br>K: 1<br>S: 10 | H: 3<br>LOB: 1<br>BB: 0<br>P: 13 | R: 0<br>E: 0<br>K: 0<br>S: 13 | H: 2<br>LOB: 3<br>BB: 0<br>P: 22 | R: 0<br>E: 0<br>K: 1<br>S: 14 | H: 1<br>LOB: 1<br>BB: 0<br>P: 17 | R: 0<br>E: 0<br>K: 1<br>S: 6 | H: 0<br>LOB: 0<br>BB: 0<br>P: 10 | R: 0<br>E: 0<br>K: 0<br>S: 7 | H: 1<br>LOB: 0<br>BB: 0<br>P: 9 | R: 0<br>E: 0<br>K: 0<br>S: 10 | H: 0<br>LOB: 0<br>BB: 0<br>P: 14 | 1B: 4<br>2B: 3<br>3B: 0<br>HR: 0   | SF: 0<br>SAC: 0<br>DP: 1<br>HBP: 1 | WP: 0<br>PB: 0<br>SB: 1<br>CS: 0 | PA: 31 |  |  |
| <b>PITCHER</b>                                  | IP                            | WLS                              | BF                            | H                                | R                             | ER                               | SO                            | BB                               | IBB                           | HBP                              | BLK                          | WP                               | HR                           | S                               | P                             | ERA                              | WHIP   |                                    |                                  |        |  |  |
| 32 Roy Halladay, R<br>ERA: 2.45                 | 7.0                           | L                                | 28                            | 7                                | 2                             | 2                                | 5                             | 0                                | 0                             | 0                                | 0                            | 0                                | 0                            | 71                              | 98                            | 2.57                             | 1.000  |                                    |                                  |        |  |  |
| Vinnie Chulk, R<br>ERA: 3.54                    | 1.0                           |                                  | 3                             | 0                                | 0                             | 0                                | 0                             | 0                                | 0                             | 0                                | 0                            | 0                                | 0                            | 10                              | 14                            | 0.00                             | 0.000  |                                    |                                  |        |  |  |

|     |    |
|-----|----|
| AB  | 30 |
| R   | 0  |
| H   | 3  |
| RBI | 0  |
| BB  | 3  |
| SO  | 10 |
| LOB | 10 |


|     |    |
|-----|----|
| AB  | 30 |
| R   | 2  |
| H   | 7  |
| RBI | 2  |
| BB  | 0  |
| SO  | 5  |
| LOB | 9  |










| Batter  | 1   | 2                                | 3                            | 4                                | 5                            | 6                                | 7                             | 8                                | 9                                    | AB R H RBI BB SO LOB  | TOP   |                               |   |                              |                                  |                              |                                  |                               |                                  |                                  |                                    |                                  |        |
|---|---|----------------------------------|------------------------------|----------------------------------|------------------------------|----------------------------------|-------------------------------|----------------------------------|--------------------------------------|---|---|-------------------------------|---|------------------------------|----------------------------------|------------------------------|----------------------------------|-------------------------------|----------------------------------|----------------------------------|------------------------------------|----------------------------------|--------|
| Orlando Hudson, S<br>OBP: 0.295, SLG: 0.356   | 1-3<br>K  |                                  | 3-2<br>G1-3                  |                                  | 2-3<br>K                     |                                  |                               | 0-0<br>G6-3                      | 1-0<br>F7                            | 5 0 0 0 0 2 2   | <p><b>Toronto Blue Jays @ Houston Astros</b><br/>Minute Maid Park, Houston, TX</p> <p>Sat Jun 11 2005, 6:05 PM CDT<br/>Att: 34,925 - Roof Closed - 72 F</p> <p>livebaseballscores.com</p> <p>AB 32<br/>R 3<br/>H 7<br/>RBI 3<br/>BB 4<br/>SO 9<br/>LOB 11</p>  |                               |   |                              |                                  |                              |                                  |                               |                                  |                                  |                                    |                                  |        |
| Frank Catalanotto, L<br>OBP: 0.376, SLG: 0.421<br>3 Reed Johnson, R<br>OBP: 0.352, SLG: 0.487   | 4-2<br>10<br>1B<br>BB                                       |                                  |                              | 0-3<br>K                         | 2-3<br>K                     | 1-3<br>K                         | 2-3<br>K                      | 2-3<br>K                         | 1-0<br>F7                            | 2 0 0 0 1 2 0<br>1 0 0 0 0 1 0  |   |                               |   |                              |                                  |                              |                                  |                               |                                  |                                  |                                    |                                  |        |
| 10 Vernon Wells, R<br>OBP: 0.309, SLG: 0.468  | 0-0<br>G6-4-3<br>1B   |                                  |                              | 4-2<br>G4-3<br>1B<br>BB          |                              | 0-0<br>P2                        |                               | 3-2<br>F9                        |                                      | 3 0 1 0 1 0 0   |   |                               |   |                              |                                  |                              |                                  |                               |                                  |                                  |                                    |                                  |        |
| Shea Hillenbrand, R<br>OBP: 0.367, SLG: 0.440   | 0-1<br>G6-4-3   |                                  |                              | 0-0<br>G4-3<br>1B                |                              | 4-0<br>BB<br>BB                  |                               |                                  | 0-0<br>1B<br>2B                      | 3 1 2 0 1 0 2   |   |                               |   |                              |                                  |                              |                                  |                               |                                  |                                  |                                    |                                  |        |
| Eric Hinske, L<br>OBP: 0.338, SLG: 0.418  |   | 1-2<br>G3-1                      |                              | 0-0<br>G4-3                      |                              | 4-2<br>BB<br>BB                  |                               | 1-2<br>BB                        | 0-0<br>15<br>PB<br>15<br>1B<br>SH3-4 | 3 1 1 1 1 0 2   |   |                               |   |                              |                                  |                              |                                  |                               |                                  |                                  |                                    |                                  |        |
| 9 Gregg Zaun, S<br>OBP: 0.383, SLG: 0.415<br>Ken Huckaby, R<br>OBP: 0.182, SLG: 0.137   | 2-1<br>F7   |                                  | 2-2<br>G1                    |                                  | 0-3<br>K                     |                                  |                               | 0-1<br>SH3-4                     | 0-1<br>1-2                           | 3 0 0 0 0 1 4<br>0 0 0 0 0 0 0  |   |                               |   |                              |                                  |                              |                                  |                               |                                  |                                  |                                    |                                  |        |
| 15 Alex Rios, R<br>OBP: 0.321, SLG: 0.439   | 0-3<br>K  |                                  |                              | 2-2<br>HR                        |                              | 1-1<br>G1-3                      |                               | 3-1<br>2<br>1B<br>1B             | 1-2                                  | 4 1 2 2 0 1 0   |   |                               |   |                              |                                  |                              |                                  |                               |                                  |                                  |                                    |                                  |        |
| 8 Russ Adams, L<br>OBP: 0.291, SLG: 0.399   |   |                                  | 1-2<br>G3                    |                                  | 1-0<br>P5                    |                                  | 2-2<br>G4-3                   | 1-3<br>K                         | 1-3<br>K                             | 4 0 0 0 0 1 1   |   |                               |   |                              |                                  |                              |                                  |                               |                                  |                                  |                                    |                                  |        |
| 39 Gustavo Chacin, L<br>Frank Menechino, R<br>Vinnie Chulk, R<br>54 Jason Frasor, R<br>2 Aaron Hill, R<br>Scott Schoeneweis, L<br>Miguel Batista, R | 1-0<br>G4-3   |                                  | 1-0<br>G4-3                  |                                  | 0-1<br>G1-3                  |                                  | 2-3<br>K                      | 0-0<br>1-2<br>1B                 |                                      | 2 0 0 0 0 0 0<br>1 0 0 0 0 1 0<br>0 0 0 0 0 0 0<br>0 0 0 0 0 0 0<br>1 0 0 1 0 0 0<br>0 0 0 0 0 0 0<br>0 0 0 0 0 0 0 |   |                               |   |                              |                                  |                              |                                  |                               |                                  |                                  |                                    |                                  |        |
| <b>Inning Stats</b>   | R: 0<br>E: 0<br>K: 1<br>S: 9                                | H: 1<br>LOB: 1<br>BB: 1<br>P: 14 | R: 0<br>E: 0<br>K: 1<br>S: 8 | H: 0<br>LOB: 0<br>BB: 0<br>P: 11 | R: 0<br>E: 0<br>K: 0<br>S: 8 | H: 0<br>LOB: 0<br>BB: 0<br>P: 13 | R: 0<br>E: 0<br>K: 1<br>S: 13 | H: 1<br>LOB: 2<br>BB: 1<br>P: 19 | R: 1<br>E: 0<br>K: 1<br>S: 10        | H: 1<br>LOB: 0<br>BB: 0<br>P: 15  |   | R: 0<br>E: 0<br>K: 2<br>S: 10 | H: 0<br>LOB: 2<br>BB: 2<br>P: 19                      | R: 0<br>E: 0<br>K: 1<br>S: 8 | H: 0<br>LOB: 0<br>BB: 0<br>P: 13 | R: 0<br>E: 0<br>K: 1<br>S: 9 | H: 0<br>LOB: 0<br>BB: 0<br>P: 14 | R: 2<br>E: 0<br>K: 1<br>S: 11 | H: 4<br>LOB: 2<br>BB: 0<br>P: 16 | 1B: 5<br>2B: 1<br>3B: 0<br>HR: 1 | SF: 0<br>SAC: 1<br>DP: 1<br>HBP: 0 | WP: 0<br>PB: 1<br>SB: 0<br>CS: 0 | PA: 37 |
| <b>PITCHER</b>  | IP WLS BF H R ER SO BB IBB HBP BLK WP HR S P ERA WHIP       |                                  |                              |                                  |                              |                                  |                               |                                  |                                      |   |   | <b>PITCHER</b>                | IP WLS BF H R ER SO BB IBB HBP BLK WP HR S P ERA WHIP |                              |                                  |                              |                                  |                               |                                  |                                  |                                    |                                  |        |
| Roger Clemens, R<br>ERA: 1.64   | (1, 1) 7.0 0 1 27 3 1 1 7 4 0 0 0 0 0 0 1 66 104 1.29 1.000 |                                  |                              |                                  |                              |                                  |                               |                                  |                                      |   |   |                               |   |                              |                                  |                              |                                  |                               |                                  |                                  |                                    |                                  |        |
| John Franco, L<br>ERA: 6.0  | (8, 1) 0.1 H 1 0 0 0 0 0 0 0 0 0 0 0 0 0 0 1 1 0.00 0.000   |                                  |                              |                                  |                              |                                  |                               |                                  |                                      |   |   |                               |   |                              |                                  |                              |                                  |                               |                                  |                                  |                                    |                                  |        |
| Russ Springer, R<br>ERA: 6.75   | (8, 1) 0.2 H 2 0 0 0 1 0 0 0 0 0 0 0 0 8 13 0.00 0.000      |                                  |                              |                                  |                              |                                  |                               |                                  |                                      |   |   |                               |   |                              |                                  |                              |                                  |                               |                                  |                                  |                                    |                                  |        |
| 54 Brad Lidge, R<br>ERA: 3.1  | (9, 1) 1.0 W 7 4 2 2 1 0 0 0 0 0 0 0 0 0 11 16 18.00 4.000  |                                  |                              |                                  |                              |                                  |                               |                                  |                                      |   |   |                               |   |                              |                                  |                              |                                  |                               |                                  |                                  |                                    |                                  |        |

| Batter  | 1  | 2                               | 3                            | 4  | 5                            | 6                                | 7                             | 8                                | 9                             | AB R H RBI BB SO LOB   | BOTTOM   |                               |   |                               |                                  |                              |                                  |                              |                                  |                                  |                                    |                                  |        |
|---|--|---------------------------------|------------------------------|--|------------------------------|----------------------------------|-------------------------------|----------------------------------|-------------------------------|--|--|-------------------------------|---|-------------------------------|----------------------------------|------------------------------|----------------------------------|------------------------------|----------------------------------|----------------------------------|------------------------------------|----------------------------------|--------|
| Willy Taveras, R<br>OBP: 0.329, SLG: 0.385  | 0-0<br>2<br>SF8<br>3B                                      |                                 | 0-0<br>P6                    |  | 1-1<br>1B                    |                                  | 0-0<br>17<br>1B               |                                  | 1-0<br>G4-3                   | 5 1 3 0 0 0 1  | <p><b>Toronto Blue Jays @ Houston Astros</b><br/>Minute Maid Park, Houston, TX</p> <p>Sat Jun 11 2005, 6:05 PM CDT<br/>Att: 34,925 - Roof Closed - 72 F</p> <p>livebaseballscores.com</p> <p>AB 37<br/>R 6<br/>H 13<br/>RBI 6<br/>BB 3<br/>SO 6<br/>LOB 22</p>  |                               |   |                               |                                  |                              |                                  |                              |                                  |                                  |                                    |                                  |        |
| 2 Chris Burke, R<br>OBP: 0.247, SLG: 0.293  | 1-0<br>SF8   |                                 | 3-1<br>P4                    |  | 0-3<br>K                     |                                  | 0-3<br>K                      |                                  | 1-0<br>HR<br>1B               | 4 1 1 1 0 2 4  |  |                               |   |                               |                                  |                              |                                  |                              |                                  |                                  |                                    |                                  |        |
| Craig Biggio, R<br>OBP: 0.330, SLG: 0.477   | 3-H<br>F7  |                                 |                              | 3-1<br>16<br>FC5-4<br>17<br>BB<br>28<br>2B<br>1B | 2-3<br>K                     |                                  | 2-1<br>F4                     |                                  | 4-0<br>HR<br>IBB              | 4 2 1 0 1 1 3  |  |                               |   |                               |                                  |                              |                                  |                              |                                  |                                  |                                    |                                  |        |
| 17 Lance Berkman, S<br>OBP: 0.341, SLG: 0.369   | 1-2<br>G1-3  |                                 |                              | 4-2<br>16<br>FC5-4<br>BB                         | 0-2<br>K                     |                                  | 0-0<br>1-3<br>2H<br>1B        |                                  | 1-2<br>F8                     | 4 0 1 1 1 1 3  |  |                               |   |                               |                                  |                              |                                  |                              |                                  |                                  |                                    |                                  |        |
| Morgan Ensberg, R<br>OBP: 0.374, SLG: 0.551   |  | 1-1<br>G5-3                     |                              | 2-3<br>K   |                              | 2-3<br>K                         |                               | 1-2<br>F8                        | 3-0<br>HR                     | 5 1 1 3 0 2 4  |  |                               |   |                               |                                  |                              |                                  |                              |                                  |                                  |                                    |                                  |        |
| 16 Jason Lane, R<br>OBP: 0.278, SLG: 0.442  |  | 0-0<br>G5-3                     |                              | 0-0<br>1-2<br>2-3<br>FC5-4<br>2B                 |                              | 3-2<br>F8                        |                               | 0-0<br>F8                        |                               | 4 0 0 0 0 0 2  |  |                               |   |                               |                                  |                              |                                  |                              |                                  |                                  |                                    |                                  |        |
| 28 Adam Everett, R<br>OBP: 0.301, SLG: 0.406  |  | 3-2<br>CS<br>1B                 |                              | 1-1<br>1-3<br>2B                                 |                              | 2-2<br>1B                        |                               | 2-1<br>P5                        |                               | 4 0 3 1 0 0 0  |  |                               |   |                               |                                  |                              |                                  |                              |                                  |                                  |                                    |                                  |        |
| Brad Ausmus, R<br>OBP: 0.300, SLG: 0.276  | 1-2<br>CS  |                                 | 0-0<br>F8                    |  | 4-0<br>IBB                   |                                  | 1-2<br>F7                     |                                  | 0-1<br>1B                     | 3 0 1 0 1 0 1  |  |                               |   |                               |                                  |                              |                                  |                              |                                  |                                  |                                    |                                  |        |
| Roger Clemens, R<br>Orlando Palmiero, L<br>John Franco, L<br>Russ Springer, R<br>Mike Lamb, L<br>54 Brad Lidge, R | 1-1<br>0.0<br>0.0<br>0.0<br>0.0<br>0.0<br>0.0              | 2-2<br>1B                       |                              | 2-2<br>F8  |                              | 3-2<br>F8                        |                               | 0-0<br>17<br>1B<br>2B            | 2-1<br>G4-3                   | 2 0 1 0 0 0 3<br>1 1 1 0 0 0 0<br>0 0 0 0 0 0 0<br>0 0 0 0 0 0 0<br>1 0 0 0 0 0 1<br>0 0 0 0 0 0 0 |  |                               |   |                               |                                  |                              |                                  |                              |                                  |                                  |                                    |                                  |        |
| <b>Inning Stats</b>   | R: 1<br>E: 0<br>K: 0<br>S: 6                               | H: 1<br>LOB: 0<br>BB: 0<br>P: 8 | R: 0<br>E: 0<br>K: 0<br>S: 6 | H: 1<br>LOB: 0<br>BB: 0<br>P: 12                 | R: 0<br>E: 0<br>K: 0<br>S: 7 | H: 1<br>LOB: 1<br>BB: 0<br>P: 12 | R: 1<br>E: 0<br>K: 1<br>S: 15 | H: 2<br>LOB: 3<br>BB: 2<br>P: 32 | R: 0<br>E: 0<br>K: 3<br>S: 11 | H: 1<br>LOB: 1<br>BB: 0<br>P: 14   |  | R: 0<br>E: 0<br>K: 1<br>S: 14 | H: 1<br>LOB: 1<br>BB: 0<br>P: 22                      | R: 1<br>E: 0<br>K: 1<br>S: 11 | H: 3<br>LOB: 2<br>BB: 0<br>P: 14 | R: 0<br>E: 0<br>K: 0<br>S: 7 | H: 1<br>LOB: 0<br>BB: 0<br>P: 11 | R: 3<br>E: 0<br>K: 0<br>S: 6 | H: 2<br>LOB: 1<br>BB: 1<br>P: 16 | 1B: 9<br>2B: 2<br>3B: 1<br>HR: 1 | SF: 1<br>SAC: 0<br>DP: 0<br>HBP: 0 | WP: 0<br>PB: 0<br>SB: 1<br>CS: 1 | PA: 42 |
| <b>PITCHER</b>  | IP WLS BF H R ER SO BB IBB HBP BLK WP HR S P ERA WHIP      |                                 |                              |  |                              |                                  |                               |                                  |                               |  |  | <b>PITCHER</b>                | IP WLS BF H R ER SO BB IBB HBP BLK WP HR S P ERA WHIP |                               |                                  |                              |                                  |                              |                                  |                                  |                                    |                                  |        |
| 39 Gustavo Chacin, L<br>ERA: 3.04   | (1, 1) 6.0 0 26 7 2 2 5 1 1 0 0 0 0 0 0 0 11 14 9.00 3.000 |                                 |                              |  |                              |                                  |                               |                                  |                               |  |  |                               |   |                               |                                  |                              |                                  |                              |                                  |                                  |                                    |                                  |        |
| Vinnie Chulk, R<br>ERA: 3.72  | (7, 1) 1.0 6 3 1 1 1 1 0 0 0 0 0 0 0 0 7 11 0.00 1.000     |                                 |                              |  |                              |                                  |                               |                                  |                               |  |  |                               |   |                               |                                  |                              |                                  |                              |                                  |                                  |                                    |                                  |        |
| 54 Jason Frasor, R<br>ERA: 3.24   | (8, 1) 1.0 4 1 0 0 0 0 0 0 0 0 0 0 0 7 11 0.00 1.000       |                                 |                              |  |                              |                                  |                               |                                  |                               |  |  |                               |   |                               |                                  |                              |                                  |                              |                                  |                                  |                                    |                                  |        |
| Scott Schoeneweis, L<br>ERA: 6.63   | (9, 1) 0.1 L 3 1 2 2 0 0 0 1 0 0 0 0 0 2 8 54.00 3.000     |                                 |                              |  |                              |                                  |                               |                                  |                               |  |  |                               |   |                               |                                  |                              |                                  |                              |                                  |                                  |                                    |                                  |        |
| Miguel Batista, R<br>ERA: 2.1   | (9, 1) 0.1 2 1 1 1 1 0 0 0 0 0 0 0 0 1 4 8 27.00 3.000     |                                 |                              |  |                              |                                  |                               |                                  |                               |  |  |                               |   |                               |                                  |                              |                                  |                              |                                  |                                  |                                    |                                  |        |



| Batter   | 1   | 2                                | 3                            | 4                                | 5                            | 6                               | 7                            | 8                               | 9                            | AB                               | R                            | H                               | RBI                          | BB                              | SO                           | LOB                              | TOP  |                                  |                                  |                                    |                                  |        |
|--|---|----------------------------------|------------------------------|----------------------------------|------------------------------|---------------------------------|------------------------------|---------------------------------|------------------------------|----------------------------------|------------------------------|---------------------------------|------------------------------|---------------------------------|------------------------------|----------------------------------|--|----------------------------------|----------------------------------|------------------------------------|----------------------------------|--------|
| 15 Alex Rios, R<br>OBP: 0.320, SLG: 0.440      | G6-3  |                                  | G5-3                         |                                  |                              | P6                              |                              |                                 | 2B                           | 4                                | 0                            | 1                               | 0                            | 0                               | 0                            | 0                                | <b>Toronto Blue Jays @ Houston Astros</b><br>Minute Maid Park, Houston, TX<br>Sun Jun 12 2005, 1:05 PM CDT<br>Att: 30,584 - Roof Closed - 72 F<br><br><a href="http://livebaseballscorecards.com">livebaseballscorecards.com</a> |                                  |                                  |                                    |                                  |        |
| Frank Catalanotto, L<br>OBP: 0.366, SLG: 0.410 | P5  |                                  |                              | G4-3                             |                              |                                 | G4-3                         |                                 | G4-3                         | 4                                | 0                            | 0                               | 0                            | 0                               | 0                            | 1                                |  |                                  |                                  |                                    |                                  |        |
| 10 Vernon Wells, R<br>OBP: 0.305, SLG: 0.462   | F9  |                                  |                              | G5-3                             |                              |                                 | G6-3                         |                                 |                              | 3                                | 0                            | 0                               | 0                            | 0                               | 0                            | 0                                |  |                                  |                                  |                                    |                                  |        |
| Shea Hillenbrand, R<br>OBP: 0.366, SLG: 0.439  |   | 1B                               |                              | K                                |                              |                                 | G5-3                         |                                 |                              | 3                                | 0                            | 1                               | 0                            | 0                               | 1                            | 0                                |  |                                  |                                  |                                    |                                  |        |
| Eric Hinske, L<br>OBP: 0.333, SLG: 0.412       |   | K                                |                              |                                  | G4-3                         |                                 |                              |                                 | K                            | 3                                | 0                            | 0                               | 0                            | 0                               | 2                            | 1                                |  |                                  |                                  |                                    |                                  |        |
| 2 Aaron Hill, R<br>OBP: 0.402, SLG: 0.473      | P3  |                                  |                              |                                  | P4                           |                                 |                              |                                 | F8                           | 3                                | 0                            | 0                               | 0                            | 0                               | 0                            | 1                                |  |                                  |                                  |                                    |                                  |        |
| 9 Gregg Zaun, S<br>OBP: 0.347, SLG: 0.407      | F8  |                                  |                              |                                  | G4-3                         |                                 |                              |                                 | G4-3                         | 3                                | 0                            | 0                               | 0                            | 0                               | 0                            | 1                                |  |                                  |                                  |                                    |                                  |        |
| Orlando Hudson, S<br>OBP: 0.292, SLG: 0.352    |   |                                  | G4-3                         |                                  |                              | G4-3                            |                              |                                 | F8                           | 3                                | 0                            | 0                               | 0                            | 0                               | 0                            | 0                                |  |                                  |                                  |                                    |                                  |        |
| Josh Towers, R<br>Justin Speier, R             |   |                                  | G1-3                         |                                  |                              | G6-3                            |                              |                                 | G1-3                         | 2                                | 0                            | 0                               | 0                            | 0                               | 0                            | 0                                |  |                                  |                                  |                                    |                                  |        |
| 8 Russ Adams, L<br>OBP: 0.289, SLG: 0.396      |   |                                  |                              |                                  |                              |                                 |                              |                                 |                              | 0                                | 0                            | 0                               | 0                            | 0                               | 0                            | 0                                |  |                                  |                                  |                                    |                                  |        |
| <b>Inning Stats</b>                            | R: 0<br>E: 0<br>K: 0<br>S: 9                          | H: 0<br>LOB: 0<br>BB: 0<br>P: 11 | R: 0<br>E: 0<br>K: 1<br>S: 9 | H: 1<br>LOB: 1<br>BB: 0<br>P: 11 | R: 0<br>E: 0<br>K: 0<br>S: 5 | H: 0<br>LOB: 0<br>BB: 0<br>P: 5 | R: 0<br>E: 0<br>K: 1<br>S: 5 | H: 0<br>LOB: 0<br>BB: 0<br>P: 8 | R: 0<br>E: 0<br>K: 0<br>S: 6 | H: 0<br>LOB: 0<br>BB: 0<br>P: 11 | R: 0<br>E: 0<br>K: 0<br>S: 7 | H: 0<br>LOB: 0<br>BB: 0<br>P: 9 | R: 0<br>E: 0<br>K: 0<br>S: 6 | H: 0<br>LOB: 0<br>BB: 0<br>P: 7 | R: 0<br>E: 0<br>K: 1<br>S: 7 | H: 0<br>LOB: 0<br>BB: 0<br>P: 12 | R: 0<br>E: 0<br>K: 0<br>S: 11  | H: 1<br>LOB: 1<br>BB: 0<br>P: 14 | 1B: 1<br>2B: 1<br>3B: 0<br>HR: 0 | SF: 0<br>SAC: 0<br>DP: 0<br>HBP: 0 | WP: 0<br>PB: 0<br>SB: 0<br>CS: 0 | PA: 29 |
| <b>PITCHER</b>                                 | IP WLS BF H R ER SO BB IBB HBP BLK WP HR S P ERA WHIP |                                  |                              |                                  |                              |                                 |                              |                                 |                              |                                  |                              |                                 |                              |                                 |                              |                                  |  |                                  |                                  |                                    |                                  |        |
| 44 Roy Oswalt, R<br>ERA: 2.85                  | 9.0 W 29 2 0 0 3 0 0 0 0 0 0 65 88 0.00 0.222         |                                  |                              |                                  |                              |                                 |                              |                                 |                              |                                  |                              |                                 |                              |                                 |                              |                                  |  |                                  |                                  |                                    |                                  |        |

**Toronto Blue Jays @ Houston Astros**  
 Minute Maid Park, Houston, TX  
 Sun Jun 12 2005, 1:05 PM CDT  
 Att: 30,584 - Roof Closed - 72 F

AB 29  
 R 0  
 H 2  
 RBI 0  
 BB 0  
 SO 3  
 LOB 4



| Batter  | 1   | 2                               | 3                            | 4                                | 5                             | 6                                | 7                            | 8                               | 9                             | AB                               | R                            | H                                | RBI                           | BB                               | SO                           | LOB                              | BOTTOM   |                                  |                                    |                                  |
|---|---|---------------------------------|------------------------------|----------------------------------|-------------------------------|----------------------------------|------------------------------|---------------------------------|-------------------------------|----------------------------------|------------------------------|----------------------------------|-------------------------------|----------------------------------|------------------------------|----------------------------------|--|----------------------------------|------------------------------------|----------------------------------|
| Willy Taveras, R<br>OBP: 0.336, SLG: 0.392    | G4-6-3  |                                 | K                            |                                  |                               |                                  | E4                           |                                 |                               | 4                                | 0                            | 3                                | 1                             | 0                                | 1                            | 0                                | <b>Toronto Blue Jays @ Houston Astros</b><br>Minute Maid Park, Houston, TX<br>Sun Jun 12 2005, 1:05 PM CDT<br>Att: 30,584 - Roof Closed - 72 F<br><br><a href="http://livebaseballscorecards.com">livebaseballscorecards.com</a> |                                  |                                    |                                  |
| 2 Chris Burke, R<br>OBP: 0.237, SLG: 0.279    | G4-6-3  |                                 | K                            |                                  | F8                            |                                  | F9                           |                                 |                               | 4                                | 0                            | 0                                | 0                             | 0                                | 1                            | 4                                |  |                                  |                                    |                                  |
| Craig Biggio, R<br>OBP: 0.329, SLG: 0.477     | F9  |                                 |                              | P4                               |                               | P4                               |                              |                                 | 16                            | 4                                | 0                            | 1                                | 0                             | 0                                | 0                            | 0                                |  |                                  |                                    |                                  |
| 17 Lance Berkman, S<br>OBP: 0.346, SLG: 0.368 |   | 16                              |                              | G3-1                             |                               | P6                               |                              |                                 | 16                            | 3                                | 0                            | 1                                | 0                             | 1                                | 0                            | 0                                |  |                                  |                                    |                                  |
| Morgan Ensberg, R<br>OBP: 0.368, SLG: 0.540   |   | F8                              |                              | F7                               |                               | K                                |                              |                                 | F9                            | 4                                | 0                            | 0                                | 0                             | 0                                | 1                            | 3                                |  |                                  |                                    |                                  |
| 16 Jason Lane, R<br>OBP: 0.288, SLG: 0.470    |   | FC4-6                           |                              |                                  | HR                            |                                  | 28                           |                                 | G5-4-3                        | 4                                | 2                            | 3                                | 1                             | 0                                | 0                            | 2                                |  |                                  |                                    |                                  |
| 28 Adam Everett, R<br>OBP: 0.297, SLG: 0.490  |   | F7                              |                              | G5-3                             |                               |                                  | G4-3                         |                                 |                               | 3                                | 0                            | 0                                | 0                             | 0                                | 0                            | 3                                |  |                                  |                                    |                                  |
| Brad Ausmus, R<br>OBP: 0.301, SLG: 0.271      |   | FC4-6                           |                              | F7                               |                               |                                  |                              |                                 | 44                            | 2                                | 1                            | 0                                | 0                             | 1                                | 0                            | 2                                |  |                                  |                                    |                                  |
| 44 Roy Oswalt, R<br>OBP: 0.172, SLG: 0.143    |   | F9                              |                              | F9                               |                               |                                  | SH1-3                        |                                 |                               | 2                                | 0                            | 1                                | 0                             | 0                                | 0                            | 0                                |  |                                  |                                    |                                  |
| <b>Inning Stats</b>                           | R: 0<br>E: 0<br>K: 0<br>S: 7                          | H: 1<br>LOB: 0<br>BB: 0<br>P: 8 | R: 0<br>E: 0<br>K: 0<br>S: 9 | H: 2<br>LOB: 2<br>BB: 0<br>P: 11 | R: 0<br>E: 0<br>K: 2<br>S: 11 | H: 0<br>LOB: 0<br>BB: 0<br>P: 12 | R: 0<br>E: 0<br>K: 0<br>S: 4 | H: 0<br>LOB: 0<br>BB: 0<br>P: 9 | R: 1<br>E: 0<br>K: 0<br>S: 13 | H: 3<br>LOB: 2<br>BB: 0<br>P: 24 | R: 0<br>E: 0<br>K: 1<br>S: 7 | H: 0<br>LOB: 0<br>BB: 0<br>P: 11 | R: 2<br>E: 1<br>K: 0<br>S: 10 | H: 2<br>LOB: 1<br>BB: 1<br>P: 15 | R: 0<br>E: 0<br>K: 0<br>S: 8 | H: 1<br>LOB: 1<br>BB: 1<br>P: 14 |  | 1B: 6<br>2B: 2<br>3B: 0<br>HR: 1 | SF: 0<br>SAC: 1<br>DP: 2<br>HBP: 0 | WP: 0<br>PB: 0<br>SB: 1<br>CS: 0 |
| <b>PITCHER</b>                                | IP WLS BF H R ER SO BB IBB HBP BLK WP HR S P ERA WHIP |                                 |                              |                                  |                               |                                  |                              |                                 |                               |                                  |                              |                                  |                               |                                  |                              |                                  |  |                                  |                                    |                                  |
| Josh Towers, R<br>Justin Speier, R            | 7.0 L 31 2 0 0 0 0 0 0 0 0 0 5 7 0.00 0.000           |                                 |                              |                                  |                               |                                  |                              |                                 |                               |                                  |                              |                                  |                               |                                  |                              |                                  |  |                                  |                                    |                                  |

**Toronto Blue Jays @ Houston Astros**  
 Minute Maid Park, Houston, TX  
 Sun Jun 12 2005, 1:05 PM CDT  
 Att: 30,584 - Roof Closed - 72 F

AB 30  
 R 3  
 H 9  
 RBI 2  
 BB 2  
 SO 3  
 LOB 14





| Batter  | 1   | 2                                | 3                            | 4                               | 5                             | 6                                | 7                             | 8                                | 9                            | AB                              | R                             | H                                | RBI                          | BB                              | SO                           | LOB                             | TOP  |                                    |                                  |        |
|---|---|----------------------------------|------------------------------|---------------------------------|-------------------------------|----------------------------------|-------------------------------|----------------------------------|------------------------------|---------------------------------|-------------------------------|----------------------------------|------------------------------|---------------------------------|------------------------------|---------------------------------|--|------------------------------------|----------------------------------|--------|
| 22 David Eckstein, R<br>OBP: 0.380, SLG: 0.390    | 0-1<br>5 S<br>1B  |                                  | 1-2<br>1B                    |                                 | 0-1<br>P6                     |                                  |                               | 0-2<br>F7                        |                              | 4                               | 0                             | 2                                | 0                            | 0                               | 0                            | 0                               | <b>St. Louis Cardinals @ Toronto Blue Jays</b><br>Rogers Centre, Toronto, ON<br>Mon Jun 13 2005, 7:07 PM EDT<br>Att: 20,032 - Roof Closed - 68 F |                                    |                                  |        |
| Mark Grudzielanek, R<br>OBP: 0.361, SLG: 0.442    | 0-3<br>SAFE<br>K  |                                  | 0-0<br>F9                    |                                 |                               | 1-3<br>K                         |                               | 0-0<br>G5-3                      |                              | 4                               | 0                             | 0                                | 0                            | 0                               | 2                            | 2                               |  |                                    |                                  |        |
| 5 Albert Pujols, R<br>OBP: 0.406, SLG: 0.576      | 3-2<br>G5-3   |                                  |                              | 1-2<br>F9                       |                               | 1-1<br>G5-3                      |                               |                                  | 2-0<br>G6-3                  | 4                               | 0                             | 0                                | 0                            | 0                               | 1                            |                                 |  |                                    |                                  |        |
| Larry Walker, L<br>OBP: 0.350, SLG: 0.410         | 2-3<br>K  |                                  |                              | 3-3<br>K                        |                               | 2-1<br>G4-3                      |                               |                                  | 1-0<br>G3                    | 4                               | 0                             | 0                                | 0                            | 0                               | 2                            | 1                               |  |                                    |                                  |        |
| John Mabry, L<br>OBP: 0.339, SLG: 0.439           |   | 0-0<br>G1-3                      |                              | 0-1<br>HR                       |                               |                                  | 2-1<br>1B                     |                                  | 1-0<br>F7                    | 4                               | 1                             | 2                                | 1                            | 0                               | 0                            | 0                               |  |                                    |                                  |        |
| Scott Seabolt, R<br>OBP: 0.310, SLG: 0.359        | 0-1<br>G5-3   |                                  |                              | 1-0<br>1B                       |                               |                                  | 0-3<br>K                      |                                  |                              | 3                               | 0                             | 1                                | 0                            | 0                               | 1                            | 1                               |  |                                    |                                  |        |
| Abraham Nunez, S<br>OBP: 0.333, SLG: 0.393        | 1-1<br>G5-3   |                                  |                              | 0-1<br>L6                       |                               |                                  | 0-0<br>L6                     |                                  |                              | 3                               | 0                             | 0                                | 0                            | 0                               | 0                            | 2                               |  |                                    |                                  |        |
| 4 Yadier Molina, R<br>OBP: 0.289, SLG: 0.332      |   |                                  | 2-2<br>L8                    |                                 | 1-2<br>F8                     |                                  |                               | 1-1<br>G6-3                      |                              | 3                               | 0                             | 0                                | 0                            | 0                               | 0                            | 1                               |  |                                    |                                  |        |
| 55 Skip Schumaker, L<br>(1, 8)                    |   |                                  | 2-1<br>G4-3                  |                                 | 0-0<br>G5-3                   |                                  |                               | 1-0<br>G6-3                      |                              | 3                               | 0                             | 0                                | 0                            | 0                               | 0                            | 0                               |  |                                    |                                  |        |
| <b>Inning Stats</b>                               | R: 0<br>E: 0<br>K: 2<br>S: 13   | H: 1<br>LOB: 1<br>BB: 0<br>P: 18 | R: 0<br>E: 0<br>K: 0<br>S: 5 | H: 0<br>LOB: 0<br>BB: 0<br>P: 6 | R: 0<br>E: 0<br>K: 0<br>S: 10 | H: 1<br>LOB: 1<br>BB: 0<br>P: 15 | R: 1<br>E: 0<br>K: 1<br>S: 11 | H: 2<br>LOB: 1<br>BB: 0<br>P: 16 | R: 0<br>E: 0<br>K: 0<br>S: 6 | H: 0<br>LOB: 0<br>BB: 0<br>P: 7 | R: 0<br>E: 0<br>K: 1<br>S: 11 | H: 1<br>LOB: 1<br>BB: 0<br>P: 11 | R: 0<br>E: 0<br>K: 0<br>S: 5 | H: 0<br>LOB: 0<br>BB: 0<br>P: 6 | R: 0<br>E: 0<br>K: 0<br>S: 3 | H: 0<br>LOB: 0<br>BB: 0<br>P: 7 | 1B: 4<br>2B: 0<br>3B: 0<br>HR: 1   | SF: 0<br>SAC: 0<br>DP: 0<br>HBP: 0 | WP: 0<br>PB: 0<br>SB: 1<br>CS: 0 | PA: 32 |
| <b>PITCHER</b><br>32 Roy Halladay, R<br>ERA: 2.33 | IP: 9.0<br>WLS: W<br>BF: 32<br>H: 5<br>R: 1<br>ER: 1<br>SO: 5<br>BB: 0<br>IBB: 0<br>HBP: 0<br>BLK: 0<br>WP: 0<br>HR: 1<br>S: 72<br>P: 101<br>ERA: 1.00<br>WHIP: 0.556 |                                  |                              |                                 |                               |                                  |                               |                                  |                              |                                 |                               |                                  |                              |                                 |                              | <b>PITCHER</b>                  |  |                                    |                                  |        |

|     |    |
|-----|----|
| AB  | 32 |
| R   | 1  |
| H   | 5  |
| RBI | 1  |
| BB  | 0  |
| SO  | 5  |
| LOB | 8  |



| Batter   | 1   | 2                                | 3                             | 4                                | 5                            | 6                                | 7                             | 8  | 9                            | AB                               | R                             | H                                | RBI                           | BB                               | SO                           | LOB                             | BOTTOM   |                                    |                                  |        |
|--|---|----------------------------------|-------------------------------|----------------------------------|------------------------------|----------------------------------|-------------------------------|--|------------------------------|----------------------------------|-------------------------------|----------------------------------|-------------------------------|----------------------------------|------------------------------|---------------------------------|--|------------------------------------|----------------------------------|--------|
| 15 Alex Rios, R<br>OBP: 0.317, SLG: 0.439                                  | 1-2<br>G4-3<br>10 SF9<br>2B   | 2-3<br>K                         |                               | 0-3<br>K                         |                              |                                  |                               | 0-2<br>FC6-2<br>10 FC5<br>3 1B           |                              | 5                                | 1                             | 1                                | 0                             | 0                                | 2                            | 4                               | <b>St. Louis Cardinals @ Toronto Blue Jays</b><br>Rogers Centre, Toronto, ON<br>Mon Jun 13 2005, 7:07 PM EDT<br>Att: 20,032 - Roof Closed - 68 F |                                    |                                  |        |
| Frank Catalanotto, L<br>OBP: 0.364, SLG: 0.412                             | 1-1<br>G4-3   |                                  | 1-2<br>G4-3                   |                                  | 0-2<br>F7                    |                                  | 1-0<br>10 1B<br>2B            | 0-2<br>1-2<br>3-H<br>1B                  |                              | 4                                | 0                             | 1                                | 0                             | 0                                | 0                            | 1                               |  |                                    |                                  |        |
| 3 Reed Johnson, R<br>OBP: 0.355, SLG: 0.490                                | 2-3<br>SF9  |                                  | 1-0<br>F8                     |                                  | 0-0<br>F9<br>2B              |                                  | 0-1<br>2B                     | 1-2<br>3-H<br>2-2<br>FC5                 |                              | 4                                | 0                             | 2                                | 1                             | 0                                | 0                            | 2                               |  |                                    |                                  |        |
| 10 Vernon Wells, R<br>OBP: 0.307, SLG: 0.467                               | 1-0<br>SF9  |                                  | 1-0<br>F8                     |                                  | 0-0<br>F9<br>2B              |                                  | 2-3<br>1B                     | 2-2<br>2-3F<br>1B                        |                              | 4                                | 0                             | 2                                | 1                             | 0                                | 0                            | 2                               |  |                                    |                                  |        |
| Shea Hillenbrand, R<br>OBP: 0.372, SLG: 0.452                              | 0-1<br>HR   |                                  | 1-0<br>HBP                    |                                  | 4-0<br>2 FC5-4<br>BB         |                                  | 1-2<br>P5                     |  |                              | 2                                | 1                             | 1                                | 1                             | 1                                | 0                            | 2                               |  |                                    |                                  |        |
| Eric Hinske, L<br>OBP: 0.336, SLG: 0.408                                   | 2-3<br>K  |                                  | 4-1<br>HBP                    |                                  | 1-0<br>F9                    |                                  | 4-1<br>BB                     |  |                              | 2                                | 0                             | 0                                | 0                             | 2                                | 1                            | 2                               |  |                                    |                                  |        |
| 2 Aaron Hill, R<br>OBP: 0.395, SLG: 0.474                                  |   | 1-2<br>G3<br>8 1B<br>2B          | 2-1<br>F7                     |                                  | 1-0<br>FC5-4<br>1-2F         |                                  | 1-0<br>F8                     |  |                              | 4                                | 1                             | 1                                | 0                             | 0                                | 0                            | 7                               |  |                                    |                                  |        |
| 9 Gregg Zaun, S<br>OBP: 0.345, SLG: 0.403                                  |   | 2-2<br>K                         |                               | 1-3<br>K                         |                              | 2-1<br>G3-1                      |                               | 0-1<br>8 SH2-3<br>15 FC6-2<br>1B         |                              | 4                                | 0                             | 1                                | 0                             | 0                                | 2                            | 1                               |  |                                    |                                  |        |
| Orlando Hudson, S<br>OBP: 0.295, SLG: 0.351                                | 2-2<br>G3   |                                  | 0-2<br>8 G3<br>1B             |                                  | 0-0<br>G4-3                  |                                  |                               | 4-2<br>15 FC6-2<br>8 SH2-3<br>3 1B<br>BB |                              | 3                                | 1                             | 1                                | 0                             | 1                                | 0                            | 1                               |  |                                    |                                  |        |
| 8 Russ Adams, L<br>OBP: 0.290, SLG: 0.395                                  | 0-0<br>15 S<br>1B   |                                  | 1-0<br>G3                     |                                  | 2-2<br>G3-1                  |                                  |                               | 1-1<br>1-2<br>2-3<br>SH2-3               |                              | 3                                | 0                             | 1                                | 1                             | 0                                | 0                            | 1                               |  |                                    |                                  |        |
| <b>Inning Stats</b>  | R: 2<br>E: 0<br>K: 1<br>S: 13   | H: 2<br>LOB: 0<br>BB: 0<br>P: 18 | R: 1<br>E: 0<br>K: 2<br>S: 18 | H: 2<br>LOB: 1<br>BB: 0<br>P: 25 | R: 0<br>E: 0<br>K: 0<br>S: 7 | H: 0<br>LOB: 2<br>BB: 1<br>P: 16 | R: 0<br>E: 0<br>K: 2<br>S: 11 | H: 1<br>LOB: 1<br>BB: 0<br>P: 13         | R: 0<br>E: 0<br>K: 0<br>S: 6 | H: 1<br>LOB: 2<br>BB: 1<br>P: 12 | R: 0<br>E: 0<br>K: 0<br>S: 10 | H: 2<br>LOB: 3<br>BB: 1<br>P: 17 | R: 1<br>E: 0<br>K: 0<br>S: 16 | H: 2<br>LOB: 2<br>BB: 1<br>P: 23 | R: 0<br>E: 0<br>K: 0<br>S: 3 | H: 0<br>LOB: 1<br>BB: 1<br>P: 7 | 1B: 5<br>2B: 4<br>3B: 0<br>HR: 1   | SF: 1<br>SAC: 1<br>DP: 0<br>HBP: 1 | WP: 0<br>PB: 0<br>SB: 1<br>CS: 0 | PA: 39 |
| <b>PITCHER</b><br>Jeff Suppan, R<br>ERA: 4.24<br>Cal Eldred, R<br>ERA: 3.0 | IP: 7.0<br>WLS: L<br>BF: 33<br>H: 8<br>R: 3<br>ER: 3<br>SO: 3<br>BB: 3<br>IBB: 0<br>HBP: 1<br>BLK: 0<br>WP: 0<br>HR: 1<br>S: 71<br>P: 111<br>ERA: 3.86<br>WHIP: 1.571 |                                  |                               |                                  |                              |                                  |                               |  |                              |                                  |                               |                                  |                               |                                  |                              | <b>PITCHER</b>                  |  |                                    |                                  |        |

|     |    |
|-----|----|
| AB  | 32 |
| R   | 4  |
| H   | 10 |
| RBI | 4  |
| BB  | 4  |
| SO  | 5  |
| LOB | 21 |






| Batter  | 1   | 2   | 3   | 4   | 5   | 6   | 7   | 8   | 9   | AB  | R   | H   | RBI   | BB  | SO  | LOB   | TOP   |   |   |   |   |   |   |
|---|---|---|---|---|---|---|---|---|---|---|---|---|---|---|---|---|---|---|---|---|---|---|---|
| 22 David Eckstein, R<br>OBP: 0.373, SLG: 0.382                              | G1-3  | F8  |   | F9  |   | F9  |   | G4-3  |   | 5   | 0   | 0   | 0   | 0   | 0   | 3   |   |   |   |   |   |   |   |
| Abraham Nunez, S<br>OBP: 0.350, SLG: 0.405                                  | 1B  |   | 5 FT, 5 1B  | G4-3  |   |   |   |   | 5 HR  | 4   | 1   | 3   | 0   | 1   | 0   | 1   |   |   |   |   |   |   |   |
| 5 Albert Pujols, R<br>OBP: 0.413, SLG: 0.590                                | HR  |   | E6  |   | HR  |   |   |   | HR  | 4   | 3   | 3   | 2   | 0   | 0   | 2   |   |   |   |   |   |   |   |
| Larry Walker, L<br>OBP: 0.361, SLG: 0.452                                   | HR  |   |   |   | HR  |   |   |   | FC5-4   | 4   | 2   | 3   | 4   | 1   | 1   | 0   |   |   |   |   |   |   |   |
| Reggie Sanders, R<br>OBP: 0.335, SLG: 0.535<br>55 Skip Schumaker, L (9, PH) | HR  |   |   |   |   |   |   |   |   | 4   | 1   | 2   | 1   | 0   | 0   | 2   |   |   |   |   |   |   |   |
| Mark Cudjrievic, R<br>OBP: 0.359, SLG: 0.439<br>Scott Seabolt, R (9, PH)    | G4-3  |   |   |   |   |   |   |   | FC5-4   | 4   | 0   | 1   | 0   | 0   | 0   | 1   |   |   |   |   |   |   |   |
| John Mabry, L<br>OBP: 0.325, SLG: 0.417                                     |   |   |   |   |   |   |   |   |   | 5   | 0   | 0   | 0   | 0   | 3   | 6   |   |   |   |   |   |   |   |
| So Taguchi, R<br>OBP: 0.294, SLG: 0.370                                     |   |   |   |   |   |   |   |   |   | 4   | 0   | 2   | 0   | 0   | 0   | 0   |   |   |   |   |   |   |   |
| 4 Yadier Molina, R<br>OBP: 0.289, SLG: 0.330                                |   |   |   |   |   |   |   |   |   | 4   | 0   | 1   | 0   | 0   | 0   | 2   |   |   |   |   |   |   |   |
| <b>Inning Stats</b>   | R: 3<br>E: 0<br>K: 0<br>S: 10   | H: 3<br>LOB: 0<br>BB: 0<br>P: 15  | R: 0<br>E: 0<br>K: 1<br>S: 13   | H: 1<br>LOB: 1<br>BB: 0<br>P: 17  | R: 0<br>E: 1<br>K: 2<br>S: 15   | H: 2<br>LOB: 3<br>BB: 1<br>P: 24  | R: 0<br>E: 0<br>K: 0<br>S: 7  | H: 1<br>LOB: 1<br>BB: 0<br>P: 15  | R: 2<br>E: 0<br>K: 1<br>S: 10   | H: 3<br>LOB: 0<br>BB: 0<br>P: 16  | R: 0<br>E: 0<br>K: 0<br>S: 11   | H: 1<br>LOB: 2<br>BB: 1<br>P: 22  | R: 0<br>E: 0<br>K: 2<br>S: 12   | H: 1<br>LOB: 1<br>BB: 0<br>P: 17  | R: 0<br>E: 0<br>K: 0<br>S: 5  | H: 0<br>LOB: 0<br>BB: 0<br>P: 7   | R: 2<br>E: 1<br>K: 2<br>S: 16   | H: 3<br>LOB: 1<br>BB: 0<br>P: 19  | 1B: 11<br>2B: 1<br>3B: 0<br>HR: 4   | SF: 0<br>SAC: 0<br>DP: 1<br>HBP: 1  | WP: 0<br>PB: 0<br>SB: 0<br>CS: 0  | PA: 43  |   |
| <b>PITCHER</b>  | IP<br>WLS<br>BF<br>H<br>R<br>ER<br>SO<br>BB<br>IBB<br>HBP<br>BLK<br>WP<br>HR<br>S<br>P<br>ERA<br>WHIP | IP<br>WLS<br>BF<br>H<br>R<br>ER<br>SO<br>BB<br>IBB<br>HBP<br>BLK<br>WP<br>HR<br>S<br>P<br>ERA<br>WHIP | IP<br>WLS<br>BF<br>H<br>R<br>ER<br>SO<br>BB<br>IBB<br>HBP<br>BLK<br>WP<br>HR<br>S<br>P<br>ERA<br>WHIP | IP<br>WLS<br>BF<br>H<br>R<br>ER<br>SO<br>BB<br>IBB<br>HBP<br>BLK<br>WP<br>HR<br>S<br>P<br>ERA<br>WHIP | IP<br>WLS<br>BF<br>H<br>R<br>ER<br>SO<br>BB<br>IBB<br>HBP<br>BLK<br>WP<br>HR<br>S<br>P<br>ERA<br>WHIP | IP<br>WLS<br>BF<br>H<br>R<br>ER<br>SO<br>BB<br>IBB<br>HBP<br>BLK<br>WP<br>HR<br>S<br>P<br>ERA<br>WHIP | IP<br>WLS<br>BF<br>H<br>R<br>ER<br>SO<br>BB<br>IBB<br>HBP<br>BLK<br>WP<br>HR<br>S<br>P<br>ERA<br>WHIP | IP<br>WLS<br>BF<br>H<br>R<br>ER<br>SO<br>BB<br>IBB<br>HBP<br>BLK<br>WP<br>HR<br>S<br>P<br>ERA<br>WHIP | IP<br>WLS<br>BF<br>H<br>R<br>ER<br>SO<br>BB<br>IBB<br>HBP<br>BLK<br>WP<br>HR<br>S<br>P<br>ERA<br>WHIP | IP<br>WLS<br>BF<br>H<br>R<br>ER<br>SO<br>BB<br>IBB<br>HBP<br>BLK<br>WP<br>HR<br>S<br>P<br>ERA<br>WHIP | IP<br>WLS<br>BF<br>H<br>R<br>ER<br>SO<br>BB<br>IBB<br>HBP<br>BLK<br>WP<br>HR<br>S<br>P<br>ERA<br>WHIP | IP<br>WLS<br>BF<br>H<br>R<br>ER<br>SO<br>BB<br>IBB<br>HBP<br>BLK<br>WP<br>HR<br>S<br>P<br>ERA<br>WHIP | IP<br>WLS<br>BF<br>H<br>R<br>ER<br>SO<br>BB<br>IBB<br>HBP<br>BLK<br>WP<br>HR<br>S<br>P<br>ERA<br>WHIP | IP<br>WLS<br>BF<br>H<br>R<br>ER<br>SO<br>BB<br>IBB<br>HBP<br>BLK<br>WP<br>HR<br>S<br>P<br>ERA<br>WHIP | IP<br>WLS<br>BF<br>H<br>R<br>ER<br>SO<br>BB<br>IBB<br>HBP<br>BLK<br>WP<br>HR<br>S<br>P<br>ERA<br>WHIP | IP<br>WLS<br>BF<br>H<br>R<br>ER<br>SO<br>BB<br>IBB<br>HBP<br>BLK<br>WP<br>HR<br>S<br>P<br>ERA<br>WHIP | IP<br>WLS<br>BF<br>H<br>R<br>ER<br>SO<br>BB<br>IBB<br>HBP<br>BLK<br>WP<br>HR<br>S<br>P<br>ERA<br>WHIP | IP<br>WLS<br>BF<br>H<br>R<br>ER<br>SO<br>BB<br>IBB<br>HBP<br>BLK<br>WP<br>HR<br>S<br>P<br>ERA<br>WHIP | IP<br>WLS<br>BF<br>H<br>R<br>ER<br>SO<br>BB<br>IBB<br>HBP<br>BLK<br>WP<br>HR<br>S<br>P<br>ERA<br>WHIP | IP<br>WLS<br>BF<br>H<br>R<br>ER<br>SO<br>BB<br>IBB<br>HBP<br>BLK<br>WP<br>HR<br>S<br>P<br>ERA<br>WHIP | IP<br>WLS<br>BF<br>H<br>R<br>ER<br>SO<br>BB<br>IBB<br>HBP<br>BLK<br>WP<br>HR<br>S<br>P<br>ERA<br>WHIP | IP<br>WLS<br>BF<br>H<br>R<br>ER<br>SO<br>BB<br>IBB<br>HBP<br>BLK<br>WP<br>HR<br>S<br>P<br>ERA<br>WHIP | IP<br>WLS<br>BF<br>H<br>R<br>ER<br>SO<br>BB<br>IBB<br>HBP<br>BLK<br>WP<br>HR<br>S<br>P<br>ERA<br>WHIP |
| 3 Reed Johnson, R<br>OBP: 0.347, SLG: 0.477                                 | G5-3  |   |   | F8  |   | G6-3  |   | G5-3  |   | 4   | 0   | 0   | 0   | 0   | 0   | 1   |   |   |   |   |   |   |   |
| Frank Catalanotto, L<br>OBP: 0.397, SLG: 0.404                              | K   |   |   | F7  |   |   |   |   |   | 3   | 0   | 0   | 0   | 0   | 2   | 0   |   |   |   |   |   |   |   |
| 10 Vernon Wells, R<br>OBP: 0.303, SLG: 0.461                                | K   |   |   |   |   |   |   |   |   | 3   | 0   | 0   | 0   | 0   | 2   | 0   |   |   |   |   |   |   |   |
| Shea Hillenbrand, R<br>OBP: 0.368, SLG: 0.446                               |   |   |   |   |   |   |   |   |   | 3   | 0   | 0   | 0   | 0   | 2   | 0   |   |   |   |   |   |   |   |
| Eric Hinske, L<br>OBP: 0.332, SLG: 0.402                                    |   |   |   |   |   |   |   |   |   | 3   | 0   | 0   | 0   | 0   | 2   | 0   |   |   |   |   |   |   |   |
| 2 Aaron Hill, R<br>OBP: 0.382, SLG: 0.457                                   |   |   |   |   |   |   |   |   |   | 3   | 0   | 0   | 0   | 0   | 1   | 0   |   |   |   |   |   |   |   |
| 9 Gregg Zaun, S<br>OBP: 0.344, SLG: 0.397                                   |   |   |   |   |   |   |   |   |   | 2   | 0   | 0   | 0   | 1   | 0   | 0   |   |   |   |   |   |   |   |
| Orlando Hudson, S<br>OBP: 0.291, SLG: 0.347                                 |   |   |   |   |   |   |   |   |   | 3   | 0   | 0   | 0   | 0   | 1   | 1   |   |   |   |   |   |   |   |
| 8 Russ Adams, L<br>OBP: 0.291, SLG: 0.400                                   |   |   |   |   |   |   |   |   |   | 3   | 0   | 1   | 0   | 0   | 0   | 0   |   |   |   |   |   |   |   |
| <b>Inning Stats</b>   | R: 0<br>E: 0<br>K: 2<br>S: 10   | H: 0<br>LOB: 0<br>BB: 0<br>P: 13  | R: 0<br>E: 0<br>K: 3<br>S: 9  | H: 0<br>LOB: 0<br>BB: 0<br>P: 14  | R: 0<br>E: 0<br>K: 0<br>S: 8  | H: 0<br>LOB: 0<br>BB: 1<br>P: 15  | R: 0<br>E: 0<br>K: 1<br>S: 5  | H: 0<br>LOB: 0<br>BB: 0<br>P: 5   | R: 0<br>E: 0<br>K: 2<br>S: 7  | H: 0<br>LOB: 0<br>BB: 0<br>P: 9   | R: 0<br>E: 0<br>K: 1<br>S: 9  | H: 1<br>LOB: 1<br>BB: 0<br>P: 13  | R: 0<br>E: 0<br>K: 1<br>S: 8  | H: 0<br>LOB: 0<br>BB: 0<br>P: 10  | R: 0<br>E: 0<br>K: 0<br>S: 6  | H: 0<br>LOB: 0<br>BB: 0<br>P: 8   | R: 0<br>E: 0<br>K: 0<br>S: 6  | H: 0<br>LOB: 0<br>BB: 0<br>P: 8   | 1B: 0<br>2B: 1<br>3B: 0<br>HR: 0  | SF: 0<br>SAC: 0<br>DP: 1<br>HBP: 0  | WP: 0<br>PB: 0<br>SB: 0<br>CS: 0  | PA: 28  |   |
| <b>PITCHER</b>  | IP<br>WLS<br>BF<br>H<br>R<br>ER<br>SO<br>BB<br>IBB<br>HBP<br>BLK<br>WP<br>HR<br>S<br>P<br>ERA<br>WHIP | IP<br>WLS<br>BF<br>H<br>R<br>ER<br>SO<br>BB<br>IBB<br>HBP<br>BLK<br>WP<br>HR<br>S<br>P<br>ERA<br>WHIP | IP<br>WLS<br>BF<br>H<br>R<br>ER<br>SO<br>BB<br>IBB<br>HBP<br>BLK<br>WP<br>HR<br>S<br>P<br>ERA<br>WHIP | IP<br>WLS<br>BF<br>H<br>R<br>ER<br>SO<br>BB<br>IBB<br>HBP<br>BLK<br>WP<br>HR<br>S<br>P<br>ERA<br>WHIP | IP<br>WLS<br>BF<br>H<br>R<br>ER<br>SO<br>BB<br>IBB<br>HBP<br>BLK<br>WP<br>HR<br>S<br>P<br>ERA<br>WHIP | IP<br>WLS<br>BF<br>H<br>R<br>ER<br>SO<br>BB<br>IBB<br>HBP<br>BLK<br>WP<br>HR<br>S<br>P<br>ERA<br>WHIP | IP<br>WLS<br>BF<br>H<br>R<br>ER<br>SO<br>BB<br>IBB<br>HBP<br>BLK<br>WP<br>HR<br>S<br>P<br>ERA<br>WHIP | IP<br>WLS<br>BF<br>H<br>R<br>ER<br>SO<br>BB<br>IBB<br>HBP<br>BLK<br>WP<br>HR<br>S<br>P<br>ERA<br>WHIP | IP<br>WLS<br>BF<br>H<br>R<br>ER<br>SO<br>BB<br>IBB<br>HBP<br>BLK<br>WP<br>HR<br>S<br>P<br>ERA<br>WHIP | IP<br>WLS<br>BF<br>H<br>R<br>ER<br>SO<br>BB<br>IBB<br>HBP<br>BLK<br>WP<br>HR<br>S<br>P<br>ERA<br>WHIP | IP<br>WLS<br>BF<br>H<br>R<br>ER<br>SO<br>BB<br>IBB<br>HBP<br>BLK<br>WP<br>HR<br>S<br>P<br>ERA<br>WHIP | IP<br>WLS<br>BF<br>H<br>R<br>ER<br>SO<br>BB<br>IBB<br>HBP<br>BLK<br>WP<br>HR<br>S<br>P<br>ERA<br>WHIP | IP<br>WLS<br>BF<br>H<br>R<br>ER<br>SO<br>BB<br>IBB<br>HBP<br>BLK<br>WP<br>HR<br>S<br>P<br>ERA<br>WHIP | IP<br>WLS<br>BF<br>H<br>R<br>ER<br>SO<br>BB<br>IBB<br>HBP<br>BLK<br>WP<br>HR<br>S<br>P<br>ERA<br>WHIP | IP<br>WLS<br>BF<br>H<br>R<br>ER<br>SO<br>BB<br>IBB<br>HBP<br>BLK<br>WP<br>HR<br>S<br>P<br>ERA<br>WHIP | IP<br>WLS<br>BF<br>H<br>R<br>ER<br>SO<br>BB<br>IBB<br>HBP<br>BLK<br>WP<br>HR<br>S<br>P<br>ERA<br>WHIP | IP<br>WLS<br>BF<br>H<br>R<br>ER<br>SO<br>BB<br>IBB<br>HBP<br>BLK<br>WP<br>HR<br>S<br>P<br>ERA<br>WHIP | IP<br>WLS<br>BF<br>H<br>R<br>ER<br>SO<br>BB<br>IBB<br>HBP<br>BLK<br>WP<br>HR<br>S<br>P<br>ERA<br>WHIP | IP<br>WLS<br>BF<br>H<br>R<br>ER<br>SO<br>BB<br>IBB<br>HBP<br>BLK<br>WP<br>HR<br>S<br>P<br>ERA<br>WHIP | IP<br>WLS<br>BF<br>H<br>R<br>ER<br>SO<br>BB<br>IBB<br>HBP<br>BLK<br>WP<br>HR<br>S<br>P<br>ERA<br>WHIP | IP<br>WLS<br>BF<br>H<br>R<br>ER<br>SO<br>BB<br>IBB<br>HBP<br>BLK<br>WP<br>HR<br>S<br>P<br>ERA<br>WHIP | IP<br>WLS<br>BF<br>H<br>R<br>ER<br>SO<br>BB<br>IBB<br>HBP<br>BLK<br>WP<br>HR<br>S<br>P<br>ERA<br>WHIP | IP<br>WLS<br>BF<br>H<br>R<br>ER<br>SO<br>BB<br>IBB<br>HBP<br>BLK<br>WP<br>HR<br>S<br>P<br>ERA<br>WHIP |

St. Louis Cardinals @ Toronto Blue Jays  
Rogers Centre, Toronto, ON  
Tue Jun 14 2005, 7:07 PM EDT  
Att: 37,536 - Roof Closed - 68 F

AB 40  
R 7  
H 15  
RBI 7  
BB 2  
SO 8  
LOB 23



St. Louis Cardinals @ Toronto Blue Jays  
Rogers Centre, Toronto, ON  
Tue Jun 14 2005, 7:07 PM EDT  
Att: 37,536 - Roof Closed - 68 F

AB 27  
R 0  
H 1  
RBI 0  
BB 1  
SO 10  
LOB 2





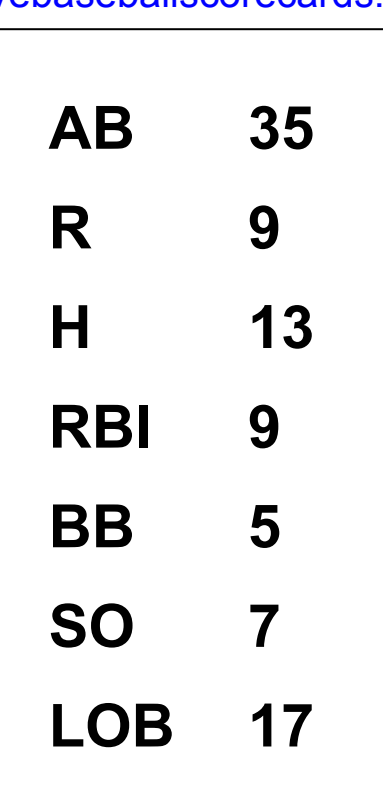




| Batter   | 1                             | 2                                | 3                             | 4                                | 5                             | 6                                | 7                            | 8                                | 9                            | AB                              | R                             | H                                | RBI                           | BB                               | SO                           | LOB                              | TOP  |                                  |                                  |                                    |                         |        |  |  |  |  |  |
|--|-------------------------------|----------------------------------|-------------------------------|----------------------------------|-------------------------------|----------------------------------|------------------------------|----------------------------------|------------------------------|---------------------------------|-------------------------------|----------------------------------|-------------------------------|----------------------------------|------------------------------|----------------------------------|--|----------------------------------|----------------------------------|------------------------------------|-------------------------|--------|--|--|--|--|--|
| <b>Brady Clark, R</b><br>OBP: 0.384, SLG: 0.449        | 4-0<br>WP<br>BB               |                                  | 1-1<br>2B<br>SF8<br>1B        | 1-0<br>G4-6-3                    |                               |                                  | 3-2<br>F7                    |                                  |                              | 3                               | 1                             | 1                                | 0                             | 1                                | 0                            | 1                                | <b>Milwaukee Brewers @ Toronto Blue Jays</b><br>Rogers Centre, Toronto, ON<br>Fri Jun 17 2005, 7:07 PM EDT<br>Att: 17,615 - Partly Cloudy - 64 F |                                  |                                  |                                    |                         |        |  |  |  |  |  |
| <b>23 Ricke Weeks Jr., R</b><br>OBP: 0.407, SLG: 0.318 | 1-2<br>P4                     |                                  | 2-2<br>1B<br>2B               |                                  | 1-3<br>K                      |                                  | 4-2<br>BB                    |                                  |                              | 3                               | 1                             | 1                                | 1                             | 1                                | 1                            | 1                                |  |                                  |                                  |                                    |                         |        |  |  |  |  |  |
| <b>Lyle Overbay, L</b><br>OBP: 0.402, SLG: 0.469       | 1-3<br>K                      |                                  | 3-H<br>SF8                    |                                  | 0-0<br>F7                     |                                  | 0-3<br>K                     |                                  |                              | 3                               | 0                             | 0                                | 1                             | 0                                | 2                            | 2                                |  |                                  |                                  |                                    |                         |        |  |  |  |  |  |
| <b>Carlos Lee, R</b><br>OBP: 0.344, SLG: 0.542         | 2-3<br>K                      |                                  | 3-H<br>L8<br>2H<br>1B         |                                  | 1-1<br>G1-4-3                 |                                  |                              | 4-0<br>2<br>L6-3<br>BB           |                              | 3                               | 0                             | 1                                | 1                             | 1                                | 1                            | 1                                |  |                                  |                                  |                                    |                         |        |  |  |  |  |  |
| <b>2 Bill Hall, R</b><br>OBP: 0.342, SLG: 0.530        |                               | 2-2<br>P3<br>SF8<br>2B           | 0-2<br>FC6-4<br>1B            |                                  |                               | 3-2<br>HR                        |                              | 3-2<br>L6-3                      |                              | 4                               | 2                             | 3                                | 1                             | 0                                | 0                            | 1                                |  |                                  |                                  |                                    |                         |        |  |  |  |  |  |
| <b>Damian Miller, R</b><br>OBP: 0.339, SLG: 0.391      |                               | 2-2<br>P3                        | 3-2<br>L8                     |                                  |                               | 2-2<br>G6-3                      |                              |                                  |                              | 1                               | 0                             | 0                                | 0                             | 0                                | 0                            | 1                                |  |                                  |                                  |                                    |                         |        |  |  |  |  |  |
| <b>Chad Moeller, R</b><br>OBP: 0.215, SLG: 0.270       |                               | 2-3                              | 2-3                           |                                  |                               |                                  |                              | 1-3<br>K                         |                              | 3                               | 0                             | 0                                | 0                             | 0                                | 1                            | 2                                |  |                                  |                                  |                                    |                         |        |  |  |  |  |  |
| <b>Wes Helms, R</b><br>OBP: 0.324, SLG: 0.531          |                               | 1-1<br>SF8                       | 0-1<br>FC6-4                  |                                  |                               | 4-2<br>G1-6-3<br>BB              |                              |                                  | 2-3<br>K                     | 1                               | 0                             | 0                                | 1                             | 1                                | 0                            | 2                                |  |                                  |                                  |                                    |                         |        |  |  |  |  |  |
| <b>28 Prince Fielder, L</b><br>OBP: 0.222, SLG: 0.444  |                               | 3-H<br>K                         | 2-3                           |                                  | 1-3<br>K                      |                                  | 0-0<br>G1-6-3                |                                  | 4-1<br>BB                    | 3                               | 0                             | 0                                | 0                             | 1                                | 2                            | 1                                |  |                                  |                                  |                                    |                         |        |  |  |  |  |  |
| <b>Geoff Jenkins, L</b><br>OBP: 0.317, SLG: 0.363      |                               |                                  |                               |                                  | 1-3<br>K                      |                                  | 0-0<br>G1-6-3                |                                  |                              | 3                               | 0                             | 0                                | 0                             | 1                                | 2                            | 1                                |  |                                  |                                  |                                    |                         |        |  |  |  |  |  |
| <b>7 J.J. Hardy, R</b><br>OBP: 0.288, SLG: 0.261       |                               |                                  | 2-2<br>1B<br>2B               |                                  | 4-1<br>BB                     |                                  | 1-1<br>G4-3                  |                                  | 2-2<br>G4-6-3                | 2                               | 1                             | 1                                | 0                             | 1                                | 0                            | 0                                |  |                                  |                                  |                                    |                         |        |  |  |  |  |  |
| <b>Jeff Cirillo, R</b><br>OBP: 0.383, SLG: 0.445       |                               |                                  |                               |                                  |                               |                                  |                              |                                  | 1-2<br>G4-6-3                | 1                               | 0                             | 0                                | 0                             | 0                                | 0                            | 1                                |  |                                  |                                  |                                    |                         |        |  |  |  |  |  |
| <b>Inning Stats</b>                                    | R: 0<br>E: 0<br>K: 2<br>S: 10 | H: 0<br>LOB: 1<br>BB: 1<br>P: 18 | R: 1<br>E: 0<br>K: 1<br>S: 12 | H: 1<br>LOB: 0<br>BB: 0<br>P: 19 | R: 3<br>E: 0<br>K: 0<br>S: 20 | H: 5<br>LOB: 2<br>BB: 0<br>P: 29 | R: 0<br>E: 0<br>K: 1<br>S: 5 | H: 0<br>LOB: 0<br>BB: 1<br>P: 11 | R: 0<br>E: 0<br>K: 1<br>S: 6 | H: 0<br>LOB: 0<br>BB: 1<br>P: 8 | R: 1<br>E: 0<br>K: 0<br>S: 11 | H: 1<br>LOB: 1<br>BB: 1<br>P: 20 | R: 0<br>E: 0<br>K: 1<br>S: 11 | H: 0<br>LOB: 1<br>BB: 1<br>P: 19 | R: 0<br>E: 0<br>K: 1<br>S: 9 | H: 0<br>LOB: 0<br>BB: 1<br>P: 17 | R: 0<br>E: 0<br>K: 1<br>S: 9   | H: 0<br>LOB: 0<br>BB: 1<br>P: 17 | 1B: 3<br>2B: 4<br>3B: 0<br>HR: 1 | SF: 2<br>SAC: 0<br>DP: 4<br>HBP: 0 | WP: 1<br>PB: 0<br>CS: 0 | PA: 36 |  |  |  |  |  |
| <b>PITCHER</b>   | IP                            | WLS                              | BF                            | H                                | R                             | ER                               | SO                           | BB                               | IBB                          | HBP                             | BLK                           | WP                               | HR                            | S                                | P                            | ERA                              | WHIP   |                                  |                                  |                                    |                         |        |  |  |  |  |  |
| <b>39 Gustavo Chacin, L</b><br>ERA: 3.39               | 2.1                           |                                  | 14                            | 6                                | 4                             | 4                                | 3                            | 1                                | 0                            | 0                               | 0                             | 1                                | 0                             | 37                               | 58                           | 15.43                            | 3.000  |                                  |                                  |                                    |                         |        |  |  |  |  |  |
| <b>Pete Walker, R</b><br>ERA: 1.24                     | 3.0                           | W                                | 11                            | 1                                | 1                             | 1                                | 2                            | 2                                | 0                            | 0                               | 0                             | 0                                | 1                             | 26                               | 46                           | 3.00                             | 1.000  |                                  |                                  |                                    |                         |        |  |  |  |  |  |
| <b>Vinnie Chulk, R</b><br>ERA: 4.11                    | 1.1                           |                                  | 4                             | 0                                | 0                             | 0                                | 0                            | 1                                | 0                            | 0                               | 0                             | 0                                | 0                             | 9                                | 17                           | 0.00                             | 0.750  |                                  |                                  |                                    |                         |        |  |  |  |  |  |
| <b>Scott Schoeneweis, L</b><br>ERA: 6.2                | 0.1                           |                                  | 2                             | 0                                | 0                             | 0                                | 1                            | 1                                | 0                            | 0                               | 0                             | 0                                | 0                             | 3                                | 7                            | 0.00                             | 3.000  |                                  |                                  |                                    |                         |        |  |  |  |  |  |
| <b>54 Jason Frasor, R</b><br>ERA: 2.95                 | 2.0                           |                                  | 5                             | 0                                | 0                             | 0                                | 2                            | 1                                | 0                            | 0                               | 0                             | 0                                | 0                             | 18                               | 30                           | 0.00                             | 0.500  |                                  |                                  |                                    |                         |        |  |  |  |  |  |

| Batter  | 1                             | 2                                | 3                               | 4                                | 5                            | 6                                | 7                            | 8                                | 9                            | AB                               | R                            | H                                | RBI                           | BB                               | SO                            | LOB                              | BOTTOM   |                                    |                         |        |  |  |  |  |  |  |  |
|---|-------------------------------|----------------------------------|---------------------------------|----------------------------------|------------------------------|----------------------------------|------------------------------|----------------------------------|------------------------------|----------------------------------|------------------------------|----------------------------------|-------------------------------|----------------------------------|-------------------------------|----------------------------------|--|------------------------------------|-------------------------|--------|--|--|--|--|--|--|--|
| <b>3 Reed Johnson, R</b><br>OBP: 0.343, SLG: 0.465    | 2-3<br>K                      | 1-2<br>G5-3                      | 4-0<br>BB                       |                                  | 2-0<br>P4                    |                                  | 1-3<br>K                     |                                  |                              | 4                                | 0                            | 0                                | 0                             | 1                                | 2                             | 1                                | <b>Milwaukee Brewers @ Toronto Blue Jays</b><br>Rogers Centre, Toronto, ON<br>Fri Jun 17 2005, 7:07 PM EDT<br>Att: 17,615 - Partly Cloudy - 64 F |                                    |                         |        |  |  |  |  |  |  |  |
| <b>Frank Catalanotto, L</b><br>OBP: 0.362, SLG: 0.403 | 2-1<br>2<br>1B<br>HBP         | 2-2<br>2<br>2B<br>1B             | 3-2<br>L8-4                     |                                  |                              | 1-1<br>2<br>WP<br>1B             |                              | 1-0<br>L3                        |                              | 4                                | 1                            | 2                                | 0                             | 0                                | 0                             | 2                                |  |                                    |                         |        |  |  |  |  |  |  |  |
| <b>Gabe Gross, L</b>                                  |                               |                                  |                                 |                                  |                              |                                  |                              |                                  |                              | 0                                | 0                            | 0                                | 0                             | 0                                | 0                             | 0                                |  |                                    |                         |        |  |  |  |  |  |  |  |
| <b>2 Aaron Hill, R</b><br>OBP: 0.398, SLG: 0.489      | 2-2<br>9<br>1B<br>1B          | 0-0<br>1B<br>2B                  |                                 | 0-1<br>FC5-4<br>1B               |                              | 1-2<br>G6-3                      |                              | 3-2<br>F9                        |                              | 5                                | 2                            | 3                                | 0                             | 0                                | 0                             | 1                                |  |                                    |                         |        |  |  |  |  |  |  |  |
| <b>Shea Hillenbrand, R</b><br>OBP: 0.371, SLG: 0.450  | 1-2<br>9<br>1B<br>HR          | 0-0<br>15<br>BB<br>1B            |                                 | 1-1<br>FC5-4                     |                              | 0-0<br>P5                        |                              | 0-2<br>1B                        |                              | 5                                | 1                            | 3                                | 2                             | 0                                | 0                             | 2                                |  |                                    |                         |        |  |  |  |  |  |  |  |
| <b>15 Alex Rios, R</b><br>OBP: 0.322, SLG: 0.439      | 3-2<br>K                      | 4-1<br>1B                        |                                 | 3-1<br>L9                        |                              | 4-0<br>BB                        |                              | 0-3<br>K                         |                              | 3                                | 0                            | 0                                | 0                             | 2                                | 2                             | 4                                |  |                                    |                         |        |  |  |  |  |  |  |  |
| <b>9 Gregg Zaun, S</b><br>OBP: 0.335, SLG: 0.384      | 2-2<br>1-2<br>2H<br>HR<br>1B  | 3-2<br>F9                        |                                 | 0-1<br>F7                        |                              | 3-3<br>K                         |                              |                                  |                              | 4                                | 1                            | 1                                | 1                             | 0                                | 1                             | 5                                |  |                                    |                         |        |  |  |  |  |  |  |  |
| <b>Eric Hinske, L</b><br>OBP: 0.338, SLG: 0.411       | 2-2<br>1H<br>2H<br>HR         |                                  | 4-2<br>1B<br>FC6-4<br>BB        |                                  | 3-1<br>F8                    |                                  | 3-1<br>F8                    |                                  |                              | 3                                | 2                            | 1                                | 3                             | 1                                | 0                             | 0                                |  |                                    |                         |        |  |  |  |  |  |  |  |
| <b>Frank Menechino, R</b><br>OBP: 0.333, SLG: 0.362   | 0-1<br>HR                     |                                  | 1-0<br>FC6-4<br>1B              |                                  | 2-1<br>HR                    |                                  | 4-2<br>BB                    |                                  |                              | 3                                | 2                            | 3                                | 2                             | 1                                | 0                             | 0                                |  |                                    |                         |        |  |  |  |  |  |  |  |
| <b>Orlando Hudson, S</b><br>OBP: 0.296, SLG: 0.361    |                               |                                  | 1-3<br>1B                       |                                  |                              |                                  |                              |                                  |                              | 0                                | 0                            | 0                                | 0                             | 0                                | 0                             | 0                                |  |                                    |                         |        |  |  |  |  |  |  |  |
| <b>John McDonald, R</b><br>OBP: 0.329, SLG: 0.324     | 0-3<br>K                      |                                  | 2-0<br>FC6-4<br>L8-4<br>3<br>BB |                                  | 3-2<br>G5-3                  |                                  | 1-3<br>K                     |                                  |                              | 4                                | 0                            | 0                                | 1                             | 0                                | 2                             | 2                                |  |                                    |                         |        |  |  |  |  |  |  |  |
| <b>Inning Stats</b>                                   | R: 6<br>E: 0<br>K: 3<br>S: 25 | H: 5<br>LOB: 0<br>BB: 0<br>P: 40 | R: 1<br>E: 0<br>K: 0<br>S: 14   | H: 3<br>LOB: 2<br>BB: 1<br>P: 24 | R: 1<br>E: 0<br>K: 0<br>S: 7 | H: 1<br>LOB: 1<br>BB: 2<br>P: 21 | R: 0<br>E: 0<br>K: 0<br>S: 8 | H: 1<br>LOB: 1<br>BB: 0<br>P: 12 | R: 1<br>E: 0<br>K: 0<br>S: 8 | H: 1<br>LOB: 0<br>BB: 0<br>P: 18 | R: 0<br>E: 0<br>K: 1<br>S: 9 | H: 1<br>LOB: 2<br>BB: 1<br>P: 18 | R: 0<br>E: 0<br>K: 2<br>S: 15 | H: 0<br>LOB: 1<br>BB: 1<br>P: 24 | R: 0<br>E: 0<br>K: 1<br>S: 10 | H: 1<br>LOB: 1<br>BB: 0<br>P: 14 | 1B: 9<br>2B: 2<br>3B: 0<br>HR: 3   | SF: 0<br>SAC: 0<br>DP: 1<br>HBP: 1 | WP: 1<br>PB: 0<br>CS: 0 | PA: 41 |  |  |  |  |  |  |  |
| <b>PITCHER</b>  | IP                            | WLS                              | BF                              | H                                | R                            | ER                               | SO                           | BB                               | IBB                          | HBP                              | BLK                          | WP                               | HR                            | S                                | P                             | ERA                              | WHIP   |                                    |                         |        |  |  |  |  |  |  |  |
| <b>Doug Davis, L</b><br>ERA: 4.47                     | 1.2                           | L                                | 14                              | 8                                | 7                            | 7                                | 3                            | 1                                | 0                            | 1                                | 0                            | 0                                | 0                             | 36                               | 58                            | 37.80                            | 5.400  |                                    |                         |        |  |  |  |  |  |  |  |
| <b>Wes Obermueller, R</b><br>ERA: 4.36                | 3.1                           |                                  | 14                              | 3                                | 2                            | 2                                | 0                            | 2                                | 0                            | 0                                | 0                            | 0                                | 1                             | 26                               | 57                            | 5.40                             | 1.500  |                                    |                         |        |  |  |  |  |  |  |  |
| <b>Jorge De La Rosa, L</b><br>ERA: 5.16               | 2.0                           |                                  | 9                               | 1                                | 0                            | 0                                | 3                            | 2                                | 0                            | 0                                | 0                            | 1                                | 0                             | 24                               | 42                            | 0.00                             | 1.500  |                                    |                         |        |  |  |  |  |  |  |  |
| <b>Derrick Turnbow, R</b><br>ERA: 3.04                | 1.0                           |                                  | 4                               | 1                                | 0                            | 0                                | 1                            | 0                                | 0                            | 0                                | 0                            | 0                                | 0                             | 10                               | 14                            | 0.00                             | 1.000  |                                    |                         |        |  |  |  |  |  |  |  |

AB 28  
R 5  
H 7  
RBI 5  
BB 6  
SO 8  
LOB 13





| Batter   | 1   | 2                                | 3                            | 4                               | 5                            | 6                                | 7                            | 8                                | 9                            | AB R H RBI BB SO LOB             | TOP   |   |                               |                                  |                              |                                  |                               |                                  |                                  |                                    |                         |        |
|--|---|----------------------------------|------------------------------|---------------------------------|------------------------------|----------------------------------|------------------------------|----------------------------------|------------------------------|----------------------------------|---|---|-------------------------------|----------------------------------|------------------------------|----------------------------------|-------------------------------|----------------------------------|----------------------------------|------------------------------------|-------------------------|--------|
| <b>Brady Clark, R</b> (1, 8)<br>OBP: 0.388, SLG: 0.458         | 1-2<br>S<br>1B  | 1-0<br>L1                        |                              |                                 | 2-1<br>SH3-4<br>FC1<br>2B    |                                  | 0-1<br>SH1-3<br>2B           |                                  | 0-1<br>F9                    | 5 2 3 0 0 0 0                    | <b>Milwaukee Brewers @ Toronto Blue Jays</b><br>Rogers Centre, Toronto, ON<br>Sat Jun 18 2005, 5:07 PM EDT<br>Att: 25,264 - Overcast - 61 F |   |                               |                                  |                              |                                  |                               |                                  |                                  |                                    |                         |        |
| <b>Jeff Cirillo, R</b> (1, 5)<br>OBP: 0.382, SLG: 0.443        | 3-2<br>SAFE<br>G5-3                                   | 2-1<br>1B                        |                              |                                 | 0-0<br>SH3-4                 |                                  | 0-1<br>SH1-3                 |                                  | 0-2<br>P6                    | 3 0 1 0 0 0 1                    |   |   |                               |                                  |                              |                                  |                               |                                  |                                  |                                    |                         |        |
| <b>Lyle Overbay, L</b> (1, 3)<br>OBP: 0.400, SLG: 0.465        | 1-2<br>2H<br>HR                                       | 0-0<br>F7                        |                              |                                 | 1-1<br>FC1<br>FC5-4          |                                  | 3-3<br>K                     |                                  |                              | 4 1 1 2 0 1 2                    |   |   |                               |                                  |                              |                                  |                               |                                  |                                  |                                    |                         |        |
| <b>Carlos Lee, R</b> (1, 7)<br>OBP: 0.342, SLG: 0.549          | 1-0<br>1H<br>HR                                       |                                  | 3-3<br>K                     |                                 | 2-0<br>FC5-4<br>2S           |                                  | 1-3<br>K                     |                                  |                              | 4 1 1 2 0 2 2                    |   |   |                               |                                  |                              |                                  |                               |                                  |                                  |                                    |                         |        |
| <b>2 Bill Hall, R</b> (1, 6)<br>OBP: 0.335, SLG: 0.519         | 1-3<br>K  |                                  | 0-2<br>G4-3                  |                                 | 0-3<br>K                     |                                  | 1-1<br>G4-3                  |                                  |                              | 4 0 0 0 0 2 1                    |   |   |                               |                                  |                              |                                  |                               |                                  |                                  |                                    |                         |        |
| <b>7 J.J. Hardy, R</b> (9, 6)<br>OBP: 0.288, SLG: 0.261        |   |                                  |                              |                                 | 1-2<br>K                     |                                  |                              |                                  |                              | 0 0 0 0 0 0 0                    |   |   |                               |                                  |                              |                                  |                               |                                  |                                  |                                    |                         |        |
| <b>28 Prince Fielder, L</b> (1, 10)<br>OBP: 0.308, SLG: 0.538  | 2-1<br>2B   |                                  | 3-2<br>L6                    |                                 |                              | 2-3<br>K2-3                      |                              | 1-1<br>1B                        |                              | 4 0 2 0 0 1 0                    |   |   |                               |                                  |                              |                                  |                               |                                  |                                  |                                    |                         |        |
| <b>23 Rickie Weeks Jr., R</b> (1, 4)<br>OBP: 0.419, SLG: 0.520 | 3-2<br>HBP  |                                  |                              | 1-3<br>K                        |                              | 3-2<br>S<br>1B                   |                              | 3-2<br>P4                        |                              | 3 0 1 0 0 1 0                    |   |   |                               |                                  |                              |                                  |                               |                                  |                                  |                                    |                         |        |
| <b>Geoff Jenkins, L</b> (1, 9)<br>OBP: 0.316, SLG: 0.374       | 1-3<br>K  |                                  | 0-1<br>G5-3                  |                                 | 0-3<br>K                     |                                  | 1-2<br>K                     |                                  | 2-0<br>HR                    | 4 1 1 1 0 2 3                    |   |   |                               |                                  |                              |                                  |                               |                                  |                                  |                                    |                         |        |
| <b>Chad Moeller, R</b> (1, 2)<br>OBP: 0.206, SLG: 0.258        |   | 0-0<br>G5-3                      |                              | 1-3<br>K                        |                              | 1-1<br>G6-3                      |                              | 2-2<br>G5-3                      |                              | 4 0 0 0 0 1 1                    |   |   |                               |                                  |                              |                                  |                               |                                  |                                  |                                    |                         |        |
| <b>Inning Stats</b>  | R: 3<br>E: 0<br>K: 2<br>S: 25                         | H: 4<br>LOB: 2<br>BB: 0<br>P: 38 | R: 0<br>E: 0<br>K: 0<br>S: 5 | H: 1<br>LOB: 1<br>BB: 0<br>P: 8 | R: 0<br>E: 0<br>K: 1<br>S: 9 | H: 0<br>LOB: 0<br>BB: 0<br>P: 15 | R: 0<br>E: 0<br>K: 2<br>S: 9 | H: 1<br>LOB: 1<br>BB: 0<br>P: 11 | R: 1<br>E: 0<br>K: 1<br>S: 9 | H: 1<br>LOB: 1<br>BB: 0<br>P: 14 | R: 0<br>E: 0<br>K: 2<br>S: 13   | H: 1<br>LOB: 1<br>BB: 0<br>P: 19                      | R: 0<br>E: 0<br>K: 1<br>S: 14 | H: 1<br>LOB: 1<br>BB: 0<br>P: 18 | R: 0<br>E: 1<br>K: 0<br>S: 7 | H: 1<br>LOB: 1<br>BB: 0<br>P: 12 | R: 1<br>E: 0<br>K: 0<br>S: 10 | H: 1<br>LOB: 0<br>BB: 0<br>P: 14 | 1B: 5<br>2B: 3<br>3B: 0<br>HR: 2 | SF: 0<br>SAC: 2<br>DP: 0<br>HBP: 1 | WP: 0<br>PB: 0<br>CS: 3 | PA: 38 |
| <b>PITCHER</b>   | IP WLS BF H R ER SO BB IBB HBP BLK WP HR S P ERA WHIP |                                  |                              |                                 |                              |                                  |                              |                                  |                              |                                  |   | IP WLS BF H R ER SO BB IBB HBP BLK WP HR S P ERA WHIP |                               |                                  |                              |                                  |                               |                                  |                                  |                                    |                         |        |
| <b>32 Roy Halladay, R</b> (1, 1)<br>ERA: 2.53                  | 6.0 L 27 7 4 4 8 0 0 1 0 0 1 70 105 6.00 1.167        |                                  |                              |                                 |                              |                                  |                              |                                  |                              |                                  |   |   |                               |                                  |                              |                                  |                               |                                  |                                  |                                    |                         |        |
| <b>Justin Speier, R</b> (7, 1)<br>ERA: 3.52                    | 2.0 7 2 0 0 2 0 0 0 0 0 0 21 30 0.00 1.000            |                                  |                              |                                 |                              |                                  |                              |                                  |                              |                                  |   |   |                               |                                  |                              |                                  |                               |                                  |                                  |                                    |                         |        |
| <b>Miguel Batista, R</b> (9, 1)<br>ERA: 2.83                   | 1.0 4 1 1 1 0 0 0 0 0 0 1 10 14 9.00 1.000            |                                  |                              |                                 |                              |                                  |                              |                                  |                              |                                  |   |   |                               |                                  |                              |                                  |                               |                                  |                                  |                                    |                         |        |

| Batter   | 1   | 2                                | 3                            | 4                                | 5                            | 6                                | 7                            | 8                                | 9                             | AB R H RBI BB SO LOB             | BOTTOM  |   |                               |                                  |                              |                                  |                               |                                  |                                  |                                    |                         |        |
|--|---|----------------------------------|------------------------------|----------------------------------|------------------------------|----------------------------------|------------------------------|----------------------------------|-------------------------------|----------------------------------|---|---|-------------------------------|----------------------------------|------------------------------|----------------------------------|-------------------------------|----------------------------------|----------------------------------|------------------------------------|-------------------------|--------|
| <b>3 Reed Johnson, R</b> (1, 8)<br>OBP: 0.350, SLG: 0.463    | 3-2<br>1B   |                                  | 1-2<br>G5-3                  |                                  | 4-1<br>1-2<br>BB             |                                  | 0-2<br>F8                    |                                  | 4-1<br>15<br>FC6-4<br>BB      | 3 0 1 0 2 0 1                    | <b>Milwaukee Brewers @ Toronto Blue Jays</b><br>Rogers Centre, Toronto, ON<br>Sat Jun 18 2005, 5:07 PM EDT<br>Att: 25,264 - Overcast - 61 F |   |                               |                                  |                              |                                  |                               |                                  |                                  |                                    |                         |        |
| <b>Frank Catalanotto, L</b> (1, 7)<br>OBP: 0.359, SLG: 0.405 | 3-2<br>2B   |                                  | 2-2<br>G4-3                  |                                  | 0-3<br>K                     |                                  |                              | 0-1<br>F8                        | 0-0<br>FC6-4                  | 4 0 1 0 0 1 3                    |   |   |                               |                                  |                              |                                  |                               |                                  |                                  |                                    |                         |        |
| <b>15 Alex Rios, R</b> (9, PH)<br>OBP: 0.321, SLG: 0.437     |   |                                  |                              |                                  |                              |                                  |                              |                                  | 1-2<br>2-3                    | 1 0 0 0 0 0 3                    |   |   |                               |                                  |                              |                                  |                               |                                  |                                  |                                    |                         |        |
| <b>2 Aaron Hill, R</b> (1, 10)<br>OBP: 0.392, SLG: 0.479     | 2-0<br>F8   |                                  |                              | 1-1<br>F9                        |                              | 0-0<br>F7                        |                              | 0-1<br>E<br>1B                   |                               | 4 0 1 0 0 0 1                    |   |   |                               |                                  |                              |                                  |                               |                                  |                                  |                                    |                         |        |
| <b>Shea Hillenbrand, R</b> (1, 5)<br>OBP: 0.365, SLG: 0.443  | 1-2<br>L3   |                                  |                              | 0-2<br>G4-3                      |                              | 1-1<br>G5-3                      |                              | 0-0<br>FC6<br>G4-6-3             |                               | 4 0 0 0 0 0 2                    |   |   |                               |                                  |                              |                                  |                               |                                  |                                  |                                    |                         |        |
| <b>Eric Hinske, L</b> (1, 3)<br>OBP: 0.332, SLG: 0.404       |   |                                  | 0-3<br>K                     |                                  | 1-1<br>G3                    |                                  | 2-3<br>K                     |                                  | 3-2<br>G4-6-3                 | 4 0 0 0 0 2 2                    |   |   |                               |                                  |                              |                                  |                               |                                  |                                  |                                    |                         |        |
| <b>9 Gregg Zaun, S</b> (1, 2)<br>OBP: 0.349, SLG: 0.414      |   | 0-0<br>HR                        |                              |                                  | 1-1<br>FC3-6<br>BB<br>1B     |                                  | 0-1<br>E<br>8<br>2B<br>1B    |                                  | 4-1<br>3<br>BB<br>1B<br>BB    | 3 2 3 1 1 0 0                    |   |   |                               |                                  |                              |                                  |                               |                                  |                                  |                                    |                         |        |
| <b>Orlando Hudson, S</b> (1, 4)<br>OBP: 0.291, SLG: 0.355    |   | 1-1<br>L7                        |                              |                                  | 1-2<br>F8                    |                                  | 2-2<br>G4-3                  |                                  | 1-1<br>L8                     | 4 0 0 0 0 0 3                    |   |   |                               |                                  |                              |                                  |                               |                                  |                                  |                                    |                         |        |
| <b>Gabe Gross, L</b> (1, 9)<br>OBP: 0.188, SLG: 0.071        |   | 3-2<br>G3-1                      |                              |                                  | 4-2<br>FC3-6<br>BB           |                                  | 0-0<br>F7                    |                                  | 3-2<br>3<br>BB<br>1B          | 3 0 1 0 1 0 1                    |   |   |                               |                                  |                              |                                  |                               |                                  |                                  |                                    |                         |        |
| <b>8 Russ Adams, L</b> (1, 6)<br>OBP: 0.291, SLG: 0.401      |   |                                  | 1-0<br>F7                    |                                  | 0-1<br>FC3-6<br>3<br>BB      |                                  | 1-0<br>2H<br>2B              |                                  | 0-3<br>K                      | 4 0 1 1 0 1 4                    |   |   |                               |                                  |                              |                                  |                               |                                  |                                  |                                    |                         |        |
| <b>Inning Stats</b>  | R: 0<br>E: 0<br>K: 0<br>S: 10                         | H: 2<br>LOB: 1<br>BB: 0<br>P: 19 | R: 1<br>E: 0<br>K: 1<br>S: 9 | H: 1<br>LOB: 0<br>BB: 0<br>P: 13 | R: 0<br>E: 0<br>K: 0<br>S: 7 | H: 0<br>LOB: 0<br>BB: 0<br>P: 11 | R: 0<br>E: 0<br>K: 0<br>S: 8 | H: 0<br>LOB: 0<br>BB: 0<br>P: 10 | R: 0<br>E: 0<br>K: 1<br>S: 15 | H: 1<br>LOB: 3<br>BB: 2<br>P: 25 | R: 0<br>E: 0<br>K: 1<br>S: 6  | H: 0<br>LOB: 0<br>BB: 0<br>P: 9                       | R: 1<br>E: 1<br>K: 0<br>S: 10 | H: 2<br>LOB: 1<br>BB: 0<br>P: 13 | R: 0<br>E: 1<br>K: 0<br>S: 9 | H: 1<br>LOB: 1<br>BB: 0<br>P: 12 | R: 0<br>E: 0<br>K: 1<br>S: 12 | H: 1<br>LOB: 3<br>BB: 2<br>P: 24 | 1B: 5<br>2B: 2<br>3B: 0<br>HR: 1 | SF: 0<br>SAC: 0<br>DP: 1<br>HBP: 0 | WP: 0<br>PB: 0<br>CS: 0 | PA: 38 |
| <b>PITCHER</b>   | IP WLS BF H R ER SO BB IBB HBP BLK WP HR S P ERA WHIP |                                  |                              |                                  |                              |                                  |                              |                                  |                               |                                  |   | IP WLS BF H R ER SO BB IBB HBP BLK WP HR S P ERA WHIP |                               |                                  |                              |                                  |                               |                                  |                                  |                                    |                         |        |
| <b>15 Ben Sheets, R</b> (1, 1)<br>ERA: 3.19                  | 8.0 W 32 7 2 1 3 2 0 0 0 0 0 74 112 1.12 1.125        |                                  |                              |                                  |                              |                                  |                              |                                  |                               |                                  |   |   |                               |                                  |                              |                                  |                               |                                  |                                  |                                    |                         |        |
| <b>Derrick Turnbow, R</b> (9, 1)<br>ERA: 2.96                | 0.2 H 5 1 0 0 1 2 0 0 0 0 0 11 23 0.00 4.500          |                                  |                              |                                  |                              |                                  |                              |                                  |                               |                                  |   |   |                               |                                  |                              |                                  |                               |                                  |                                  |                                    |                         |        |
| <b>Tommy Phelps, L</b> (9, 1)<br>ERA: 4.42                   | 0.1 S 1 0 0 0 0 0 0 0 0 0 0 1 1 0.00 0.000            |                                  |                              |                                  |                              |                                  |                              |                                  |                               |                                  |   |   |                               |                                  |                              |                                  |                               |                                  |                                  |                                    |                         |        |




| Batter  | 1                            | 2                                | 3                             | 4                                | 5                             | 6                                | 7                            | 8                                | 9                             | AB                               | R                             | H                                | RBI                           | BB                               | SO                           | LOB                              | TOP  |                                  |                                  |                                    |                         |        |
|---|------------------------------|----------------------------------|-------------------------------|----------------------------------|-------------------------------|----------------------------------|------------------------------|----------------------------------|-------------------------------|----------------------------------|-------------------------------|----------------------------------|-------------------------------|----------------------------------|------------------------------|----------------------------------|--|----------------------------------|----------------------------------|------------------------------------|-------------------------|--------|
| <b>Brady Clark, R</b><br>OBP: 0.391, SLG: 0.463<br>(1, 8)         | G6-3                         |                                  | 2B                            |                                  | FC1-5                         |                                  | K                            |                                  | E                             | 4                                | 2                             | 2                                | 0                             | 1                                | 1                            | 0                                | <b>Milwaukee Brewers @ Toronto Blue Jays</b><br>Rogers Centre, Toronto, ON<br>Sun Jun 19 2005, 1:07 PM EDT<br>Att: 30,480 - Partly Cloudy - 61 F |                                  |                                  |                                    |                         |        |
| <b>Jeff Cirillo, R</b><br>OBP: 0.376, SLG: 0.441<br>(1, 5)        | P3                           |                                  | SF9                           |                                  | FC1-5                         |                                  | F8                           |                                  | K                             | 5                                | 1                             | 1                                | 2                             | 0                                | 1                            | 3                                |  |                                  |                                  |                                    |                         |        |
| <b>Lyle Overbay, L</b><br>OBP: 0.400, SLG: 0.463<br>(1, 3)        | 1B                           |                                  | F7                            |                                  | F8                            |                                  |                              |                                  | E6                            | 5                                | 0                             | 2                                | 0                             | 0                                | 0                            | 3                                |  |                                  |                                  |                                    |                         |        |
| <b>Carlos Lee, R</b><br>OBP: 0.343, SLG: 0.547<br>(1, 7)          | F9                           |                                  | SF9                           |                                  |                               |                                  | F8                           |                                  |                               | 3                                | 0                             | 1                                | 1                             | 1                                | 0                            | 2                                |  |                                  |                                  |                                    |                         |        |
| <b>2 Bill Hall, R</b><br>OBP: 0.332, SLG: 0.516<br>(1, 6)         |                              | P3                               | G1-3                          |                                  |                               |                                  |                              |                                  | G6-3                          | 5                                | 1                             | 1                                | 0                             | 0                                | 1                            | 2                                |  |                                  |                                  |                                    |                         |        |
| <b>28 Prince Fielder, L</b><br>OBP: 0.294, SLG: 0.471<br>(1, 10)  |                              |                                  |                               |                                  | P4                            |                                  | G4-3                         |                                  |                               | 4                                | 0                             | 1                                | 0                             | 0                                | 1                            | 1                                |  |                                  |                                  |                                    |                         |        |
| <b>23 Rickie Weeks Jr., R</b><br>OBP: 0.429, SLG: 0.521<br>(1, 4) |                              |                                  |                               |                                  |                               |                                  |                              |                                  |                               | 3                                | 0                             | 1                                | 1                             | 1                                | 1                            | 1                                |  |                                  |                                  |                                    |                         |        |
| <b>Geoff Jenkins, L</b><br>OBP: 0.315, SLG: 0.376<br>(1, 9)       |                              |                                  |                               |                                  | K2-3                          |                                  |                              |                                  |                               | 4                                | 0                             | 1                                | 0                             | 0                                | 1                            | 2                                |  |                                  |                                  |                                    |                         |        |
| <b>Chad Moeller, R</b><br>OBP: 0.218, SLG: 0.260<br>(1, 2)        |                              |                                  |                               |                                  |                               |                                  |                              |                                  | G4-3                          | 3                                | 1                             | 1                                | 0                             | 1                                | 1                            | 1                                |  |                                  |                                  |                                    |                         |        |
| <b>Inning Stats</b>   | R: 0<br>E: 0<br>K: 0<br>S: 9 | H: 1<br>LOB: 1<br>BB: 0<br>P: 13 | R: 0<br>E: 0<br>K: 0<br>S: 11 | H: 1<br>LOB: 1<br>BB: 0<br>P: 16 | R: 3<br>E: 0<br>K: 0<br>S: 16 | H: 2<br>LOB: 0<br>BB: 1<br>P: 25 | R: 0<br>E: 0<br>K: 2<br>S: 8 | H: 0<br>LOB: 0<br>BB: 0<br>P: 11 | R: 0<br>E: 0<br>K: 0<br>S: 12 | H: 3<br>LOB: 2<br>BB: 0<br>P: 15 | R: 1<br>E: 0<br>K: 1<br>S: 17 | H: 3<br>LOB: 1<br>BB: 0<br>P: 26 | R: 0<br>E: 0<br>K: 1<br>S: 16 | H: 1<br>LOB: 1<br>BB: 0<br>P: 21 | R: 0<br>E: 0<br>K: 2<br>S: 9 | H: 0<br>LOB: 1<br>BB: 1<br>P: 17 | R: 1<br>E: 1<br>K: 1<br>S: 15  | H: 0<br>LOB: 2<br>BB: 2<br>P: 32 | 1B: 7<br>2B: 4<br>3B: 0<br>HR: 0 | SF: 1<br>SAC: 0<br>DP: 0<br>HBP: 0 | WP: 0<br>PB: 0<br>CS: 2 | PA: 41 |
| <b>PITCHER</b>  | IP                           | WLS                              | BF                            | H                                | R                             | ER                               | SO                           | BB                               | IBB                           | HBP                              | BLK                           | WP                               | HR                            | S                                | P                            | ERA                              | WHIP   |                                  |                                  |                                    |                         |        |
| <b>Josh Towers, R</b><br>ERA: 4.57<br>(1, 1)                      | 5.1                          | L                                | 25                            | 9                                | 4                             | 4                                | 2                            | 1                                | 0                             | 0                                | 0                             | 0                                | 0                             | 67                               | 95                           | 6.75                             | 1.875  |                                  |                                  |                                    |                         |        |
| <b>Vinnie Chulk, R</b><br>ERA: 3.9<br>(6, 1)                      | 1.2                          |                                  | 6                             | 2                                | 0                             | 0                                | 2                            | 0                                | 0                             | 0                                | 0                             | 0                                | 0                             | 22                               | 32                           | 0.00                             | 1.200  |                                  |                                  |                                    |                         |        |
| <b>Scott Schoeneweis, L</b><br>ERA: 5.91<br>(8, 1)                | 1.0                          |                                  | 4                             | 0                                | 0                             | 0                                | 2                            | 1                                | 0                             | 0                                | 0                             | 0                                | 0                             | 9                                | 17                           | 0.00                             | 1.000  |                                  |                                  |                                    |                         |        |
| <b>54 Jason Frasor, R</b><br>ERA: 2.83<br>(9, 1)                  | 1.0                          |                                  | 6                             | 0                                | 1                             | 0                                | 1                            | 1                                | 1                             | 0                                | 0                             | 0                                | 0                             | 15                               | 32                           | 0.00                             | 1.000  |                                  |                                  |                                    |                         |        |


| Batter  | 1                             | 2                                | 3                             | 4                                | 5                             | 6                                | 7                             | 8                                | 9                             | AB                               | R                            | H                                | RBI                           | BB                               | SO                            | LOB                              | BOTTOM   |                                  |                                  |                                    |                         |        |
|---|-------------------------------|----------------------------------|-------------------------------|----------------------------------|-------------------------------|----------------------------------|-------------------------------|----------------------------------|-------------------------------|----------------------------------|------------------------------|----------------------------------|-------------------------------|----------------------------------|-------------------------------|----------------------------------|--|----------------------------------|----------------------------------|------------------------------------|-------------------------|--------|
| <b>3 Reed Johnson, R</b><br>OBP: 0.341, SLG: 0.449<br>(1, 9)    | G3-1                          |                                  | G5-4-3                        |                                  | K                             |                                  | F9                            |                                  | F7                            | 5                                | 0                            | 0                                | 0                             | 0                                | 1                             | 4                                | <b>Milwaukee Brewers @ Toronto Blue Jays</b><br>Rogers Centre, Toronto, ON<br>Sun Jun 19 2005, 1:07 PM EDT<br>Att: 30,480 - Partly Cloudy - 61 F |                                  |                                  |                                    |                         |        |
| <b>Frank Catalanotto, L</b><br>OBP: 0.360, SLG: 0.419<br>(1, 7) | F9                            |                                  | 2 BB                          |                                  | HR                            |                                  | G4-3                          |                                  | P3                            | 4                                | 1                            | 1                                | 1                             | 0                                | 0                             | 2                                |  |                                  |                                  |                                    |                         |        |
| <b>2 Aaron Hill, R</b><br>OBP: 0.411, SLG: 0.500<br>(1, 5)      | 2B                            |                                  | BB                            |                                  | 1B                            |                                  |                               |                                  | K                             | 4                                | 1                            | 3                                | 0                             | 1                                | 1                             | 2                                |  |                                  |                                  |                                    |                         |        |
| <b>Shea Hillenbrand, R</b><br>OBP: 0.367, SLG: 0.444<br>(1, 10) | F7                            |                                  | P3                            |                                  | 1B                            |                                  |                               |                                  |                               | 4                                | 0                            | 2                                | 0                             | 0                                | 0                             | 4                                |  |                                  |                                  |                                    |                         |        |
| <b>15 Alex Rios, R</b><br>OBP: 0.316, SLG: 0.429<br>(1, 8)      |                               | G6-3                             |                               |                                  | K                             |                                  | K                             |                                  |                               | 4                                | 0                            | 0                                | 0                             | 0                                | 2                             | 3                                |  |                                  |                                  |                                    |                         |        |
| <b>Frank Menechino, R</b><br>OBP: 0.348, SLG: 0.362<br>(6, PH)  |                               |                                  |                               |                                  |                               |                                  |                               |                                  |                               | 0                                | 0                            | 0                                | 0                             | 2                                | 0                             | 0                                |  |                                  |                                  |                                    |                         |        |
| <b>Orlando Hudson, S</b><br>OBP: 0.293, SLG: 0.353<br>(7, 4)    |                               |                                  |                               |                                  |                               |                                  |                               |                                  |                               | 1                                | 0                            | 0                                | 0                             | 1                                | 0                             | 1                                |  |                                  |                                  |                                    |                         |        |
| <b>Eric Hinske, L</b><br>OBP: 0.327, SLG: 0.396<br>(1, 3)       |                               |                                  |                               |                                  |                               |                                  |                               |                                  |                               | 4                                | 0                            | 0                                | 0                             | 0                                | 4                             | 4                                |  |                                  |                                  |                                    |                         |        |
| <b>John McDonald, R</b><br>OBP: 0.333, SLG: 0.319<br>(6, PH)    |                               |                                  |                               |                                  |                               |                                  |                               |                                  |                               | 1                                | 0                            | 0                                | 0                             | 1                                | 0                             | 1                                |  |                                  |                                  |                                    |                         |        |
| <b>8 Russ Adams, L</b><br>OBP: 0.293, SLG: 0.409<br>(7, 6)      |                               |                                  |                               |                                  |                               |                                  |                               |                                  |                               | 2                                | 0                            | 1                                | 0                             | 0                                | 0                             | 1                                |  |                                  |                                  |                                    |                         |        |
| <b>Ken Huckaby, R</b><br>OBP: 0.193, SLG: 0.135<br>(7, PH)      |                               |                                  |                               |                                  |                               |                                  |                               |                                  |                               | 1                                | 0                            | 0                                | 0                             | 1                                | 1                             | 0                                |  |                                  |                                  |                                    |                         |        |
| <b>9 Gregg Zaun, S</b><br>OBP: 0.351, SLG: 0.411<br>(8, 2)      |                               |                                  |                               |                                  |                               |                                  |                               |                                  |                               | 1                                | 0                            | 0                                | 0                             | 1                                | 1                             | 0                                |  |                                  |                                  |                                    |                         |        |
| <b>Inning Stats</b>   | R: 0<br>E: 0<br>K: 0<br>S: 14 | H: 1<br>LOB: 1<br>BB: 0<br>P: 19 | R: 0<br>E: 0<br>K: 1<br>S: 13 | H: 0<br>LOB: 0<br>BB: 1<br>P: 21 | R: 0<br>E: 0<br>K: 0<br>S: 12 | H: 0<br>LOB: 3<br>BB: 3<br>P: 30 | R: 0<br>E: 1<br>K: 2<br>S: 13 | H: 0<br>LOB: 1<br>BB: 1<br>P: 21 | R: 1<br>E: 0<br>K: 3<br>S: 17 | H: 3<br>LOB: 2<br>BB: 0<br>P: 24 | R: 0<br>E: 0<br>K: 1<br>S: 6 | H: 0<br>LOB: 0<br>BB: 1<br>P: 11 | R: 0<br>E: 0<br>K: 1<br>S: 10 | H: 0<br>LOB: 0<br>BB: 0<br>P: 17 | R: 1<br>E: 1<br>K: 1<br>S: 10 | H: 2<br>LOB: 1<br>BB: 0<br>P: 17 | R: 0<br>E: 0<br>K: 1<br>S: 11  | H: 1<br>LOB: 2<br>BB: 1<br>P: 20 | 1B: 4<br>2B: 2<br>3B: 0<br>HR: 1 | SF: 0<br>SAC: 0<br>DP: 2<br>HBP: 1 | WP: 1<br>PB: 0<br>CS: 1 | PA: 40 |
| <b>PITCHER</b>  | IP                            | WLS                              | BF                            | H                                | R                             | ER                               | SO                            | BB                               | IBB                           | HBP                              | BLK                          | WP                               | HR                            | S                                | P                             | ERA                              | WHIP   |                                  |                                  |                                    |                         |        |
| <b>39 Chris Capuano, L</b><br>ERA: 3.44<br>(1, 1)               | 5.0                           | W                                | 23                            | 4                                | 1                             | 1                                | 6                             | 1                                | 0                             | 0                                | 0                            | 0                                | 0                             | 21                               | 35                            | 3.86                             | 1.286  |                                  |                                  |                                    |                         |        |
| <b>Matt Wise, R</b><br>ERA: 2.57<br>(6, 1)                      | 2.1                           | H                                | 9                             | 2                                | 1                             | 1                                | 2                             | 1                                | 0                             | 0                                | 0                            | 0                                | 0                             | 7                                | 14                            | 0.00                             | 1.500  |                                  |                                  |                                    |                         |        |
| <b>Tommy Phelps, L</b><br>ERA: 4.26<br>(8, 1)                   | 0.2                           | H                                | 3                             | 1                                | 0                             | 0                                | 1                             | 0                                | 0                             | 0                                | 0                            | 0                                | 0                             | 7                                | 14                            | 0.00                             | 1.500  |                                  |                                  |                                    |                         |        |
| <b>Derrick Turnbow, R</b><br>ERA: 2.86<br>(9, 1)                | 1.0                           | S                                | 4                             | 0                                | 0                             | 0                                | 1                             | 1                                | 0                             | 0                                | 0                            | 1                                | 0                             | 9                                | 16                            | 0.00                             | 1.000  |                                  |                                  |                                    |                         |        |







| Batter   | 1  | 2                                | 3                            | 4                                | 5                            | 6                               | 7                            | 8                                | 9                             | AB                               | R                             | H                                | RBI                          | BB                               | SO                            | LOB                              | TOP  |                               |                                  |                                  |                                    |                                  |
|--|--|----------------------------------|------------------------------|----------------------------------|------------------------------|---------------------------------|------------------------------|----------------------------------|-------------------------------|----------------------------------|-------------------------------|----------------------------------|------------------------------|----------------------------------|-------------------------------|----------------------------------|--|-------------------------------|----------------------------------|----------------------------------|------------------------------------|----------------------------------|
| 1 Brian Roberts, S<br>OBP: 0.432, SLG: 0.592                     | 0-0<br>E6<br>BB 10 1B                                  | 4-2<br>S 10<br>BB                |                              | 3-1<br>F7                        |                              | 0-2<br>S 6<br>1B                |                              | 4-1<br>G6-3<br>BB                |                               | 3                                | 1                             | 1                                | 0                            | 2                                | 0                             | 0                                | <p><b>Baltimore Orioles @ Toronto Blue Jays</b><br/>Rogers Centre, Toronto, ON<br/>Tue Jun 21 2005, 7:07 PM EDT<br/>Att: 17,884 - Cloudy - 73 F</p> <p>AB 39<br/>R 9<br/>H 11<br/>RBI 9<br/>BB 3<br/>SO 2<br/>LOB 17</p>  |                               |                                  |                                  |                                    |                                  |
| Luis Matos, R<br>OBP: 0.365, SLG: 0.404                          | 1-0<br>P3  | 0-0<br>L9                        |                              | 3-1<br>G6-3                      |                              | 2-0<br>F8                       |                              | 2-1<br>G6-3                      |                               | 5                                | 0                             | 0                                | 0                            | 0                                | 0                             | 4                                |  |                               |                                  |                                  |                                    |                                  |
| 6 Melvin Mora, R<br>Rafael Palmeiro, L<br>OBP: 0.342, SLG: 0.422 | 0-1<br>P6  | 0-0<br>F9                        |                              |                                  | 3-3<br>K                     | 1-1<br>F9                       |                              | 0-0<br>G6-3                      |                               | 5                                | 0                             | 0                                | 0                            | 0                                | 1                             | 4                                |  |                               |                                  |                                  |                                    |                                  |
| 10 Miguel Tejada, R<br>OBP: 0.367, SLG: 0.620                    | 0-1<br>31 1B<br>1B                                     | 2-1<br>P4                        |                              |                                  | 1-1<br>HBP                   |                                 |                              | 1-2<br>G4-3                      | 1-2<br>G3-1                   | 4                                | 1                             | 1                                | 0                            | 0                                | 0                             | 2                                |  |                               |                                  |                                  |                                    |                                  |
| Sammy Sosa, R<br>OBP: 0.326, SLG: 0.448                          | 4-2<br>31 1B<br>1B                                     |                                  | 0-0<br>P4                    |                                  | 1-2<br>F8                    |                                 |                              | 1-1<br>31 1B<br>1B               | 0-3<br>K                      | 4                                | 1                             | 1                                | 0                            | 1                                | 1                             | 1                                |  |                               |                                  |                                  |                                    |                                  |
| 31 Jay Gibbons, L<br>OBP: 0.319, SLG: 0.533                      | 0-2<br>1B<br>2B  |                                  | 2-2<br>P5                    |                                  | 2-2<br>G3                    |                                 |                              | 1-0<br>1B                        | 3-2<br>P2                     | 5                                | 1                             | 2                                | 1                            | 0                                | 0                             | 1                                |  |                               |                                  |                                  |                                    |                                  |
| Chris Gomez, R<br>OBP: 0.412, SLG: 0.400                         | 1-1<br>2B<br>1B  |                                  | 0-0<br>F8                    |                                  |                              | 1-0<br>G5-3                     |                              | 1-1<br>F9                        | 2-2<br>G6-3                   | 5                                | 1                             | 1                                | 2                            | 0                                | 0                             | 2                                |  |                               |                                  |                                  |                                    |                                  |
| Eli Marrero, R<br>OBP: 0.254, SLG: 0.425                         | 1-2<br>1B<br>2B  |                                  | 2-0<br>HR                    |                                  |                              | 0-0<br>HR<br>2B                 |                              | 0-0<br>F8                        |                               | 4                                | 2                             | 3                                | 3                            | 0                                | 0                             | 2                                |  |                               |                                  |                                  |                                    |                                  |
| Geronimo Gil, R<br>OBP: 0.221, SLG: 0.373                        | 2-2<br>P6  |                                  | 0-2<br>G5-3                  |                                  |                              | 3-1<br>HR                       |                              | 3-2<br>HR                        |                               | 4                                | 2                             | 2                                | 3                            | 0                                | 0                             | 1                                |  |                               |                                  |                                  |                                    |                                  |
| <b>Inning Stats</b>  | R: 5<br>E: 1<br>K: 0<br>S: 20                          | H: 4<br>LOB: 1<br>BB: 1<br>P: 29 | R: 0<br>E: 0<br>K: 0<br>S: 7 | H: 0<br>LOB: 1<br>BB: 1<br>P: 13 | R: 0<br>E: 0<br>K: 0<br>S: 5 | H: 0<br>LOB: 0<br>BB: 0<br>P: 7 | R: 1<br>E: 0<br>K: 0<br>S: 8 | H: 1<br>LOB: 0<br>BB: 0<br>P: 16 | R: 0<br>E: 0<br>K: 1<br>S: 13 | H: 0<br>LOB: 0<br>BB: 0<br>P: 20 | R: 2<br>E: 0<br>K: 0<br>S: 11 | H: 3<br>LOB: 1<br>BB: 0<br>P: 17 | R: 0<br>E: 0<br>K: 0<br>S: 7 | H: 2<br>LOB: 2<br>BB: 0<br>P: 10 | R: 1<br>E: 0<br>K: 0<br>S: 13 | H: 1<br>LOB: 1<br>BB: 1<br>P: 23 |  | R: 0<br>E: 0<br>K: 1<br>S: 11 | H: 0<br>LOB: 0<br>BB: 0<br>P: 16 | 1B: 6<br>2B: 2<br>3B: 0<br>HR: 3 | SF: 0<br>SAC: 0<br>DP: 0<br>HBP: 1 | WP: 0<br>PB: 0<br>SB: 2<br>CS: 0 |
| <b>PITCHER</b>   | IP WLS BF H R ER SO BB IBB HBP BLK WP HR S P ERA WHIP  |                                  |                              |                                  |                              |                                 |                              |                                  |                               |                                  |                               |                                  |                              |                                  |                               |                                  |  |                               |                                  |                                  |                                    |                                  |
| 39 Gustavo Chacin, L<br>ERA: 3.3                                 | (1, 1) 5.0 L 24 5 6 1 1 2 0 0 1 0 0 1 53 85 1.80 1.400 |                                  |                              |                                  |                              |                                 |                              |                                  |                               |                                  |                               |                                  |                              |                                  |                               |                                  |  |                               |                                  |                                  |                                    |                                  |
| 37 Scott Downs, L<br>ERA: 5.19                                   | (6, 1) 0.1 4 3 2 2 0 0 0 0 0 0 0 1 7 11 54.00 9.000    |                                  |                              |                                  |                              |                                 |                              |                                  |                               |                                  |                               |                                  |                              |                                  |                               |                                  |  |                               |                                  |                                  |                                    |                                  |
| Vinnie Chulk, R<br>ERA: 3.71                                     | (6, 1) 1.2 7 2 0 0 0 0 0 0 0 0 0 0 11 16 0.00 1.200    |                                  |                              |                                  |                              |                                 |                              |                                  |                               |                                  |                               |                                  |                              |                                  |                               |                                  |  |                               |                                  |                                  |                                    |                                  |
| 54 Jason Frasor, R<br>ERA: 3.03                                  | (8, 1) 1.0 5 1 1 1 0 1 0 0 0 0 0 1 13 23 9.00 2.000    |                                  |                              |                                  |                              |                                 |                              |                                  |                               |                                  |                               |                                  |                              |                                  |                               |                                  |  |                               |                                  |                                  |                                    |                                  |
| Miguel Batista, R<br>ERA: 2.73                                   | (9, 1) 1.0 3 0 0 0 1 0 0 0 0 0 0 0 11 16 0.00 0.000    |                                  |                              |                                  |                              |                                 |                              |                                  |                               |                                  |                               |                                  |                              |                                  |                               |                                  |  |                               |                                  |                                  |                                    |                                  |

| Batter   | 1  | 2                                | 3                             | 4                                | 5                            | 6                                | 7                            | 8                               | 9                            | AB                              | R                             | H                                | RBI                          | BB                               | SO                           | LOB                              | BOTTOM  |                                    |                                  |        |
|--|--|----------------------------------|-------------------------------|----------------------------------|------------------------------|----------------------------------|------------------------------|---------------------------------|------------------------------|---------------------------------|-------------------------------|----------------------------------|------------------------------|----------------------------------|------------------------------|----------------------------------|---|------------------------------------|----------------------------------|--------|
| 15 Alex Rios, R<br>OBP: 0.320, SLG: 0.443      | 1-0<br>HR  |                                  | 1-1<br>G1-3                   |                                  | 0-1<br>G5-3                  |                                  | 2-2<br>G1-3                  |                                 |                              | 4                               | 1                             | 1                                | 1                            | 0                                | 0                            | 1                                | <p><b>Baltimore Orioles @ Toronto Blue Jays</b><br/>Rogers Centre, Toronto, ON<br/>Tue Jun 21 2005, 7:07 PM EDT<br/>Att: 17,884 - Cloudy - 73 F</p> <p>AB 34<br/>R 5<br/>H 7<br/>RBI 5<br/>BB 2<br/>SO 8<br/>LOB 10</p>  |                                    |                                  |        |
| Frank Catalanotto, L<br>OBP: 0.353, SLG: 0.409 | 2-1<br>F9  |                                  | 2-2<br>K                      |                                  | 1-0<br>F9                    |                                  | 2-2<br>G4-3                  |                                 |                              | 4                               | 0                             | 0                                | 0                            | 0                                | 1                            | 1                                |   |                                    |                                  |        |
| 10 Vernon Wells, R<br>OBP: 0.296, SLG: 0.457   | 3-2<br>L7  |                                  | 2-2<br>L6                     |                                  | 2-1<br>G4-3                  |                                  |                              | 2-3<br>K                        |                              | 4                               | 0                             | 0                                | 0                            | 0                                | 1                            | 0                                |   |                                    |                                  |        |
| Shea Hillenbrand, R<br>OBP: 0.366, SLG: 0.455  | 2-2<br>G5-3  |                                  |                               | 2-1<br>G5-3                      |                              | 1-3<br>K                         |                              | 0-0<br>G5-3                     |                              | 4                               | 0                             | 0                                | 0                            | 0                                | 1                            | 0                                |   |                                    |                                  |        |
| 2 Aaron Hill, R<br>OBP: 0.440, SLG: 0.543      |  | 4-1<br>BLK<br>BB                 |                               | 0-0<br>G5-3                      |                              | 0-0<br>F7                        |                              | 1-1<br>1B                       |                              | 3                               | 0                             | 1                                | 0                            | 1                                | 0                            | 0                                |   |                                    |                                  |        |
| Eric Hinske, L<br>OBP: 0.328, SLG: 0.398       |  | 4-2<br>SAFE<br>BB                |                               | 1-1<br>F9                        |                              | 0-3<br>K                         |                              | 1-3<br>K                        |                              | 3                               | 0                             | 0                                | 0                            | 1                                | 2                            | 1                                |   |                                    |                                  |        |
| 9 Gregg Zaun, S<br>OBP: 0.350, SLG: 0.413      |  | 0-3<br>K                         |                               |                                  | 3-2<br>8 HR<br>2B            |                                  |                              | 1-0<br>8 3B<br>1B               | 1-2<br>F8                    | 4                               | 2                             | 2                                | 0                            | 0                                | 1                            | 2                                |   |                                    |                                  |        |
| Orlando Hudson, S<br>OBP: 0.293, SLG: 0.351    |  | 2-2<br>K                         |                               |                                  | 2-1<br>8 HR<br>1B            |                                  |                              | 0-3<br>K                        | 2-1<br>G6-3                  | 3                               | 1                             | 1                                | 0                            | 0                                | 2                            | 3                                |   |                                    |                                  |        |
| Frank Menechino, R<br>OBP: 0.368, SLG: 0.396   |  |                                  |                               |                                  |                              |                                  |                              |                                 |                              | 1                               | 0                             | 0                                | 0                            | 0                                | 0                            | 0                                |   |                                    |                                  |        |
| 8 Russ Adams, L<br>OBP: 0.291, SLG: 0.434      |  | 2-2<br>F8                        |                               |                                  | 2-0<br>1B<br>HR              |                                  |                              | 2-1<br>1B<br>3B                 | 1-1<br>L5                    | 4                               | 1                             | 2                                | 4                            | 0                                | 0                            | 2                                |   |                                    |                                  |        |
| <b>Inning Stats</b>                            | R: 1<br>E: 0<br>K: 0<br>S: 9                           | H: 1<br>LOB: 0<br>BB: 0<br>P: 17 | R: 0<br>E: 0<br>K: 2<br>S: 13 | H: 0<br>LOB: 2<br>BB: 2<br>P: 25 | R: 0<br>E: 0<br>K: 1<br>S: 8 | H: 0<br>LOB: 0<br>BB: 0<br>P: 13 | R: 0<br>E: 0<br>K: 0<br>S: 5 | H: 0<br>LOB: 0<br>BB: 0<br>P: 8 | R: 0<br>E: 0<br>K: 2<br>S: 7 | H: 0<br>LOB: 0<br>BB: 0<br>P: 8 | R: 1<br>E: 0<br>K: 1<br>S: 13 | H: 2<br>LOB: 1<br>BB: 0<br>P: 20 | R: 0<br>E: 0<br>K: 2<br>S: 9 | H: 1<br>LOB: 1<br>BB: 0<br>P: 13 | R: 0<br>E: 0<br>K: 0<br>S: 7 | H: 0<br>LOB: 0<br>BB: 0<br>P: 11 | 1B: 3<br>2B: 1<br>3B: 1<br>HR: 2  | SF: 0<br>SAC: 0<br>DP: 0<br>HBP: 0 | WP: 0<br>PB: 0<br>SB: 0<br>CS: 0 | PA: 36 |
| <b>PITCHER</b>                                 | IP WLS BF H R ER SO BB IBB HBP BLK WP HR S P ERA WHIP  |                                  |                               |                                  |                              |                                  |                              |                                 |                              |                                 |                               |                                  |                              |                                  |                              |                                  |   |                                    |                                  |        |
| Rodrigo Lopez, R<br>ERA: 4.37                  | (1, 1) 5.0 W 21 4 4 4 3 2 0 0 0 0 0 0 20 28 7.20 1.200 |                                  |                               |                                  |                              |                                  |                              |                                 |                              |                                 |                               |                                  |                              |                                  |                              |                                  |   |                                    |                                  |        |
| 37 Chris Ray, R<br>ERA: 2.09                   | (6, 1) 2.0 8 2 1 1 3 0 0 0 0 0 0 0 20 28 4.50 1.000    |                                  |                               |                                  |                              |                                  |                              |                                 |                              |                                 |                               |                                  |                              |                                  |                              |                                  |   |                                    |                                  |        |
| Jorge Julio, R<br>ERA: 3.06                    | (8, 1) 1.0 4 1 0 0 2 0 0 0 0 0 0 0 9 13 0.00 1.000     |                                  |                               |                                  |                              |                                  |                              |                                 |                              |                                 |                               |                                  |                              |                                  |                              |                                  |   |                                    |                                  |        |
| Steve Kline, L<br>ERA: 5.33                    | (9, 1) 1.0 3 0 0 0 0 0 0 0 0 0 0 0 7 11 0.00 0.000     |                                  |                               |                                  |                              |                                  |                              |                                 |                              |                                 |                               |                                  |                              |                                  |                              |                                  |   |                                    |                                  |        |



| Batter  | 1                             | 2                                | 3                            | 4                               | 5                             | 6                                | 7                             | 8                                | 9                            | AB                              | R                             | H                                | RBI                          | BB                               | SO                           | LOB                              | TOP  |                              |                                 |                                  |                                    |                                  |        |  |  |  |  |
|---|-------------------------------|----------------------------------|------------------------------|---------------------------------|-------------------------------|----------------------------------|-------------------------------|----------------------------------|------------------------------|---------------------------------|-------------------------------|----------------------------------|------------------------------|----------------------------------|------------------------------|----------------------------------|--|------------------------------|---------------------------------|----------------------------------|------------------------------------|----------------------------------|--------|--|--|--|--|
| 1 Brian Roberts, S (1.4)<br>OBP: 0.430, SLG: 0.590  |                               |                                  |                              |                                 |                               |                                  |                               |                                  |                              | 4                               | 0                             | 1                                | 1                            | 0                                | 2                            | 1                                | <b>Baltimore Orioles @ Toronto Blue Jays</b><br>Rogers Centre, Toronto, ON<br>Wed Jun 22 2005, 7:07 PM EDT<br>Att: 20,617 - Clear - 73 F |                              |                                 |                                  |                                    |                                  |        |  |  |  |  |
| Luis Matos, R (1.8)<br>OBP: 0.369, SLG: 0.402       |                               |                                  |                              |                                 |                               |                                  |                               |                                  |                              | 3                               | 0                             | 1                                | 0                            | 0                                | 1                            |                                  |  |                              |                                 |                                  |                                    |                                  |        |  |  |  |  |
| 10 Miguel Tejada, R (1.6)<br>OBP: 0.369, SLG: 0.625 |                               |                                  |                              |                                 |                               |                                  |                               |                                  |                              | 4                               | 0                             | 2                                | 0                            | 0                                | 2                            |                                  |  |                              |                                 |                                  |                                    |                                  |        |  |  |  |  |
| Sammy Sosa, R (1.9)<br>OBP: 0.320, SLG: 0.440       |                               |                                  |                              |                                 |                               |                                  |                               |                                  |                              | 4                               | 0                             | 0                                | 0                            | 0                                | 1                            | 4                                |  |                              |                                 |                                  |                                    |                                  |        |  |  |  |  |
| Rafael Palmeiro, L (1.3)                            |                               |                                  |                              |                                 |                               |                                  |                               |                                  |                              | 4                               | 1                             | 1                                | 1                            | 0                                | 1                            | 3                                |  |                              |                                 |                                  |                                    |                                  |        |  |  |  |  |
| 31 Jay Gibbons, L (1.10)<br>OBP: 0.313, SLG: 0.523  |                               |                                  |                              |                                 |                               |                                  |                               |                                  |                              | 4                               | 0                             | 0                                | 0                            | 0                                | 2                            |                                  |  |                              |                                 |                                  |                                    |                                  |        |  |  |  |  |
| Chris Gomez, R (1.5)                                |                               |                                  |                              |                                 |                               |                                  |                               |                                  |                              | 4                               | 0                             | 0                                | 0                            | 0                                | 0                            | 0                                |  |                              |                                 |                                  |                                    |                                  |        |  |  |  |  |
| Larry Bigbie, L (1.7)<br>OBP: 0.333, SLG: 0.364     |                               |                                  |                              |                                 |                               |                                  |                               |                                  |                              | 4                               | 1                             | 1                                | 0                            | 0                                | 1                            | 0                                |  |                              |                                 |                                  |                                    |                                  |        |  |  |  |  |
| Gerónimo Gil, R (1.2)<br>OBP: 0.225, SLG: 0.372     |                               |                                  |                              |                                 |                               |                                  |                               |                                  |                              | 3                               | 0                             | 1                                | 0                            | 0                                | 0                            | 1                                |  |                              |                                 |                                  |                                    |                                  |        |  |  |  |  |
| <b>Inning Stats</b>                                 | R: 0<br>E: 0<br>K: 2<br>S: 10 | H: 1<br>LOB: 1<br>BB: 0<br>P: 15 | R: 0<br>E: 0<br>K: 0<br>S: 5 | H: 0<br>LOB: 0<br>BB: 0<br>P: 9 | R: 1<br>E: 0<br>K: 0<br>S: 10 | H: 2<br>LOB: 1<br>BB: 0<br>P: 14 | R: 1<br>E: 0<br>K: 0<br>S: 11 | H: 1<br>LOB: 0<br>BB: 0<br>P: 18 | R: 0<br>E: 0<br>K: 1<br>S: 5 | H: 0<br>LOB: 2<br>BB: 0<br>P: 6 | R: 0<br>E: 1<br>K: 1<br>S: 12 | H: 1<br>LOB: 2<br>BB: 0<br>P: 19 | R: 0<br>E: 0<br>K: 1<br>S: 9 | H: 1<br>LOB: 1<br>BB: 0<br>P: 15 | R: 0<br>E: 0<br>K: 1<br>S: 9 | H: 1<br>LOB: 1<br>BB: 0<br>P: 13 |  | R: 0<br>E: 0<br>K: 0<br>S: 5 | H: 0<br>LOB: 0<br>BB: 0<br>P: 7 | 1B: 3<br>2B: 3<br>3B: 0<br>HR: 1 | SF: 0<br>SAC: 0<br>DP: 0<br>HBP: 1 | WP: 0<br>PB: 0<br>SB: 0<br>CS: 1 | PA: 35 |  |  |  |  |
| <b>PITCHER</b>                                      | IP                            | WLS                              | BF                           | H                               | R                             | ER                               | SO                            | BB                               | IBB                          | HBP                             | BLK                           | WP                               | HR                           | S                                | P                            | ERA                              | WHIP   |                              |                                 |                                  |                                    |                                  |        |  |  |  |  |
| Pete Walker, R (1.1)<br>ERA: 1.51                   | 5.1                           | W                                | 22                           | 5                               | 2                             | 2                                | 3                             | 0                                | 0                            | 0                               | 0                             | 0                                | 1                            | 49                               | 75                           | 3.38                             | 0.938  |                              |                                 |                                  |                                    |                                  |        |  |  |  |  |
| 54 Jason Frasor, R (6.1)<br>ERA: 2.9                | 1.1                           | H                                | 5                            | 1                               | 0                             | 0                                | 1                             | 0                                | 0                            | 0                               | 0                             | 0                                | 0                            | 10                               | 17                           | 0.00                             | 0.750  |                              |                                 |                                  |                                    |                                  |        |  |  |  |  |
| Scott Schoeneweis, L (7.1)<br>ERA: 5.92             | 0.1                           | H                                | 1                            | 0                               | 0                             | 0                                | 1                             | 0                                | 0                            | 0                               | 0                             | 0                                | 0                            | 3                                | 4                            | 0.00                             | 0.000  |                              |                                 |                                  |                                    |                                  |        |  |  |  |  |
| Justin Speier, R (8.1)<br>ERA: 3.2                  | 0.1                           | H                                | 2                            | 1                               | 0                             | 0                                | 0                             | 0                                | 0                            | 1                               | 0                             | 0                                | 0                            | 4                                | 7                            | 0.00                             | 3.000  |                              |                                 |                                  |                                    |                                  |        |  |  |  |  |
| Miguel Batista, R (8.1)<br>ERA: 2.58                | 1.2                           | S                                | 5                            | 0                               | 0                             | 0                                | 1                             | 0                                | 0                            | 0                               | 0                             | 0                                | 0                            | 10                               | 13                           | 0.00                             | 0.000  |                              |                                 |                                  |                                    |                                  |        |  |  |  |  |

| Batter   | 1                             | 2                                | 3                            | 4                                | 5                            | 6                                | 7                             | 8                                | 9                             | AB                               | R                             | H                                | RBI                          | BB                              | SO                           | LOB                              | BOTTOM   |                                 |                                  |                                    |                                  |        |  |  |  |  |  |
|--|-------------------------------|----------------------------------|------------------------------|----------------------------------|------------------------------|----------------------------------|-------------------------------|----------------------------------|-------------------------------|----------------------------------|-------------------------------|----------------------------------|------------------------------|---------------------------------|------------------------------|----------------------------------|--|---------------------------------|----------------------------------|------------------------------------|----------------------------------|--------|--|--|--|--|--|
| 8 Russ Adams, L (1.6)<br>OBP: 0.296, SLG: 0.429      |                               |                                  |                              |                                  |                              |                                  |                               |                                  |                               | 2                                | 1                             | 0                                | 0                            | 2                               | 0                            | 1                                | <b>Baltimore Orioles @ Toronto Blue Jays</b><br>Rogers Centre, Toronto, ON<br>Wed Jun 22 2005, 7:07 PM EDT<br>Att: 20,617 - Clear - 73 F |                                 |                                  |                                    |                                  |        |  |  |  |  |  |
| Frank Catalanotto, L (1.7)<br>OBP: 0.356, SLG: 0.411 |                               |                                  |                              |                                  |                              |                                  |                               |                                  |                               | 4                                | 0                             | 2                                | 0                            | 0                               | 0                            | 1                                |  |                                 |                                  |                                    |                                  |        |  |  |  |  |  |
| 3 Reed Johnson, R (8.7)<br>OBP: 0.339, SLG: 0.444    |                               |                                  |                              |                                  |                              |                                  |                               |                                  |                               | 0                                | 0                             | 0                                | 0                            | 0                               | 0                            | 0                                |  |                                 |                                  |                                    |                                  |        |  |  |  |  |  |
| 10 Vernon Wells, R (1.8)<br>OBP: 0.296, SLG: 0.458   |                               |                                  |                              |                                  |                              |                                  |                               |                                  |                               | 4                                | 0                             | 1                                | 0                            | 0                               | 2                            | 5                                |  |                                 |                                  |                                    |                                  |        |  |  |  |  |  |
| Shea Hillenbrand, R (1.5)<br>OBP: 0.361, SLG: 0.449  |                               |                                  |                              |                                  |                              |                                  |                               |                                  |                               | 4                                | 0                             | 0                                | 1                            | 0                               | 1                            | 4                                |  |                                 |                                  |                                    |                                  |        |  |  |  |  |  |
| 2 Aaron Hill, R (1.10)<br>OBP: 0.442, SLG: 0.533     |                               |                                  |                              |                                  |                              |                                  |                               |                                  |                               | 2                                | 0                             | 0                                | 0                            | 1                               | 1                            | 0                                |  |                                 |                                  |                                    |                                  |        |  |  |  |  |  |
| Eric Hinske, L (1.3)<br>OBP: 0.327, SLG: 0.396       |                               |                                  |                              |                                  |                              |                                  |                               |                                  |                               | 4                                | 0                             | 1                                | 0                            | 0                               | 2                            | 2                                |  |                                 |                                  |                                    |                                  |        |  |  |  |  |  |
| 9 Gregg Zaun, S (1.2)<br>OBP: 0.343, SLG: 0.403      |                               |                                  |                              |                                  |                              |                                  |                               |                                  |                               | 4                                | 0                             | 0                                | 0                            | 0                               | 1                            | 2                                |  |                                 |                                  |                                    |                                  |        |  |  |  |  |  |
| Gabe Gross, L (1.9)<br>OBP: 0.250, SLG: 0.278        |                               |                                  |                              |                                  |                              |                                  |                               |                                  |                               | 3                                | 1                             | 2                                | 0                            | 0                               | 1                            | 2                                |  |                                 |                                  |                                    |                                  |        |  |  |  |  |  |
| Orlando Hudson, S (1.4)<br>OBP: 0.293, SLG: 0.355    |                               |                                  |                              |                                  |                              |                                  |                               |                                  |                               | 3                                | 1                             | 1                                | 1                            | 0                               | 1                            | 1                                |  |                                 |                                  |                                    |                                  |        |  |  |  |  |  |
| <b>Inning Stats</b>                                  | R: 0<br>E: 0<br>K: 1<br>S: 12 | H: 0<br>LOB: 1<br>BB: 1<br>P: 21 | R: 0<br>E: 0<br>K: 1<br>S: 8 | H: 0<br>LOB: 0<br>BB: 0<br>P: 11 | R: 1<br>E: 0<br>K: 0<br>S: 8 | H: 2<br>LOB: 1<br>BB: 0<br>P: 12 | R: 0<br>E: 0<br>K: 3<br>S: 17 | H: 1<br>LOB: 2<br>BB: 0<br>P: 27 | R: 2<br>E: 0<br>K: 2<br>S: 17 | H: 2<br>LOB: 2<br>BB: 2<br>P: 29 | R: 0<br>E: 0<br>K: 1<br>S: 12 | H: 1<br>LOB: 1<br>BB: 0<br>P: 17 | R: 0<br>E: 0<br>K: 0<br>S: 6 | H: 1<br>LOB: 0<br>BB: 0<br>P: 8 | R: 0<br>E: 0<br>K: 1<br>S: 7 | H: 0<br>LOB: 0<br>BB: 0<br>P: 10 | R: 0<br>E: 0<br>K: 0<br>S: 5   | H: 0<br>LOB: 0<br>BB: 0<br>P: 7 | 1B: 4<br>2B: 2<br>3B: 1<br>HR: 0 | SF: 0<br>SAC: 0<br>DP: 0<br>HBP: 1 | WP: 0<br>PB: 0<br>SB: 0<br>CS: 1 | PA: 34 |  |  |  |  |  |
| <b>PITCHER</b>                                       | IP                            | WLS                              | BF                           | H                                | R                            | ER                               | SO                            | BB                               | IBB                           | HBP                              | BLK                           | WP                               | HR                           | S                               | P                            | ERA                              | WHIP   |                                 |                                  |                                    |                                  |        |  |  |  |  |  |
| 40 Daniel Cabrera, R (1.1)<br>ERA: 5.54              | 5.0                           | L                                | 24                           | 5                                | 3                            | 3                                | 7                             | 3                                | 0                             | 0                                | 0                             | 0                                | 0                            | 18                              | 25                           | 0.00                             | 1.000  |                                 |                                  |                                    |                                  |        |  |  |  |  |  |
| Todd Williams, R (6.1)<br>ERA: 3.62                  | 2.0                           |                                  | 7                            | 2                                | 0                            | 0                                | 1                             | 0                                | 0                             | 0                                | 0                             | 0                                | 0                            | 7                               | 10                           | 0.00                             | 0.000  |                                 |                                  |                                    |                                  |        |  |  |  |  |  |
| Steve Kline, L (8.1)<br>ERA: 5.13                    | 1.0                           |                                  | 3                            | 0                                | 0                            | 0                                | 1                             | 0                                | 0                             | 0                                | 0                             | 0                                | 0                            | 7                               | 10                           | 0.00                             | 0.000  |                                 |                                  |                                    |                                  |        |  |  |  |  |  |

AB 34  
R 2  
H 7  
RBI 2  
BB 0  
SO 6  
LOB 14



AB 30  
R 3  
H 7  
RBI 2  
BB 3  
SO 9  
LOB 18





| Batter  | 1   | 2                                | 3                            | 4                                | 5                             | 6                                | 7                             | 8                                | 9                            | AB                               | R                             | H                                | RBI                          | BB                              | SO                           | LOB                             | TOP   |                                    |                                  |        |  |  |  |
|---|---|----------------------------------|------------------------------|----------------------------------|-------------------------------|----------------------------------|-------------------------------|----------------------------------|------------------------------|----------------------------------|-------------------------------|----------------------------------|------------------------------|---------------------------------|------------------------------|---------------------------------|---|------------------------------------|----------------------------------|--------|--|--|--|
| 1 Brian Roberts, S<br>OBP: 0.431, SLG: 0.589  |   |                                  |                              |                                  |                               |                                  |                               |                                  |                              | 4                                | 1                             | 2                                | 0                            | 0                               | 0                            | 1                               | <p>Baltimore Orioles @ Toronto Blue Jays<br/>Rogers Centre, Toronto, ON<br/>Thu Jun 23 2005, 7:07 PM EDT<br/>Att: 22,390 - Clear - 79 F</p> |                                    |                                  |        |  |  |  |
| Chris Gomez, R<br>OBP: 0.381, SLG: 0.366      |   |                                  |                              |                                  |                               |                                  |                               |                                  |                              | 4                                | 0                             | 0                                | 0                            | 0                               | 1                            | 4                               |   |                                    |                                  |        |  |  |  |
| 10 Miguel Tejada, R<br>OBP: 0.367, SLG: 0.620 |   |                                  |                              |                                  |                               |                                  |                               |                                  |                              | 4                                | 0                             | 1                                | 2                            | 0                               | 1                            | 2                               |   |                                    |                                  |        |  |  |  |
| Rafael Palmeiro, L<br>OBP: 0.340, SLG: 0.429  |   |                                  |                              |                                  |                               |                                  |                               |                                  |                              | 4                                | 0                             | 1                                | 0                            | 0                               | 1                            | 1                               |   |                                    |                                  |        |  |  |  |
| Sammy Sosa, R<br>OBP: 0.315, SLG: 0.431       |   |                                  |                              |                                  |                               |                                  |                               |                                  |                              | 4                                | 0                             | 0                                | 0                            | 0                               | 3                            | 1                               |   |                                    |                                  |        |  |  |  |
| 31 Jay Gibbons, L<br>OBP: 0.312, SLG: 0.518   |   |                                  |                              |                                  |                               |                                  |                               |                                  |                              | 4                                | 0                             | 1                                | 0                            | 0                               | 0                            | 1                               |   |                                    |                                  |        |  |  |  |
| Larry Bigbie, L<br>OBP: 0.324, SLG: 0.353     |   |                                  |                              |                                  |                               |                                  |                               |                                  |                              | 4                                | 0                             | 0                                | 0                            | 0                               | 2                            | 2                               |   |                                    |                                  |        |  |  |  |
| David Newhan, L<br>OBP: 0.244, SLG: 0.315     |   |                                  |                              |                                  |                               |                                  |                               |                                  |                              | 3                                | 0                             | 1                                | 0                            | 0                               | 1                            | 1                               |   |                                    |                                  |        |  |  |  |
| Sal Fasano, R<br>OBP: 0.333, SLG: 0.540       |   |                                  |                              |                                  |                               |                                  |                               |                                  |                              | 2                                | 1                             | 1                                | 0                            | 0                               | 0                            | 0                               |   |                                    |                                  |        |  |  |  |
| <b>Inning Stats</b>                           | R: 1<br>E: 0<br>K: 0<br>S: 9                          | H: 1<br>LOB: 0<br>BB: 0<br>P: 11 | R: 0<br>E: 0<br>K: 1<br>S: 7 | H: 0<br>LOB: 0<br>BB: 0<br>P: 11 | R: 0<br>E: 0<br>K: 1<br>S: 15 | H: 3<br>LOB: 2<br>BB: 0<br>P: 20 | R: 0<br>E: 0<br>K: 2<br>S: 10 | H: 1<br>LOB: 1<br>BB: 0<br>P: 14 | R: 0<br>E: 0<br>K: 1<br>S: 9 | H: 1<br>LOB: 0<br>BB: 0<br>P: 11 | R: 1<br>E: 0<br>K: 2<br>S: 10 | H: 1<br>LOB: 0<br>BB: 0<br>P: 14 | R: 0<br>E: 0<br>K: 1<br>S: 6 | H: 0<br>LOB: 0<br>BB: 0<br>P: 8 | R: 0<br>E: 0<br>K: 1<br>S: 6 | H: 0<br>LOB: 0<br>BB: 0<br>P: 8 | 1B: 7<br>2B: 0<br>3B: 0<br>HR: 0  | SF: 0<br>SAC: 0<br>DP: 0<br>HBP: 1 | WP: 0<br>PB: 0<br>SB: 1<br>CS: 0 | PA: 34 |  |  |  |
| <b>PITCHER</b>                                | IP WLS BF H R ER SO BB IBB HBP BLK WP HR S P ERA WHIP |                                  |                              |                                  |                               |                                  |                               |                                  |                              |                                  |                               |                                  |                              |                                 |                              |                                 |   |                                    |                                  |        |  |  |  |
| 32 Roy Halladay, R<br>ERA: 2.51               | (1, 1)  | 8.0                              | W                            | 31                               | 7                             | 2                                | 2                             | 8                                | 0                            | 0                                | 1                             | 0                                | 0                            | 0                               | 0                            | 75                              | 98  | 2.25                               | 0.875                            |        |  |  |  |
| Vinnie Chulk, R<br>ERA: 3.6                   | (9, 1)  | 1.0                              |                              | 3                                | 0                             | 0                                | 0                             | 1                                | 0                            | 0                                | 0                             | 0                                | 0                            | 0                               | 6                            | 8                               | 0.00  | 0.000                              |                                  |        |  |  |  |

| Batter   | 1   | 2                                | 3                             | 4                                | 5                            | 6                                | 7                            | 8                                | 9                             | AB                               | R                             | H                                | RBI                          | BB                               | SO                           | LOB                              | BOTTOM  |                                    |                                  |        |  |  |  |
|--|---|----------------------------------|-------------------------------|----------------------------------|------------------------------|----------------------------------|------------------------------|----------------------------------|-------------------------------|----------------------------------|-------------------------------|----------------------------------|------------------------------|----------------------------------|------------------------------|----------------------------------|---|------------------------------------|----------------------------------|--------|--|--|--|
| 8 Russ Adams, L<br>OBP: 0.293, SLG: 0.424      |   |                                  |                               |                                  |                              |                                  |                              |                                  |                               | 4                                | 0                             | 1                                | 1                            | 0                                | 0                            | 4                                | <p>Baltimore Orioles @ Toronto Blue Jays<br/>Rogers Centre, Toronto, ON<br/>Thu Jun 23 2005, 7:07 PM EDT<br/>Att: 22,390 - Clear - 79 F</p> |                                    |                                  |        |  |  |  |
| Frank Catalanotto, L<br>OBP: 0.364, SLG: 0.416 |   |                                  |                               |                                  |                              |                                  |                              |                                  |                               | 3                                | 0                             | 2                                | 0                            | 1                                | 0                            | 0                                |   |                                    |                                  |        |  |  |  |
| 3 Reed Johnson, R<br>OBP: 0.337, SLG: 0.442    |   |                                  |                               |                                  |                              |                                  |                              |                                  |                               | 1                                | 0                             | 0                                | 0                            | 0                                | 1                            | 1                                |   |                                    |                                  |        |  |  |  |
| 10 Vernon Wells, R<br>OBP: 0.295, SLG: 0.455   |   |                                  |                               |                                  |                              |                                  |                              |                                  |                               | 4                                | 0                             | 1                                | 0                            | 0                                | 1                            | 4                                |   |                                    |                                  |        |  |  |  |
| Shea Hillenbrand, R<br>OBP: 0.363, SLG: 0.451  |   |                                  |                               |                                  |                              |                                  |                              |                                  |                               | 3                                | 0                             | 1                                | 0                            | 0                                | 0                            | 3                                |   |                                    |                                  |        |  |  |  |
| 2 Aaron Hill, R<br>OBP: 0.444, SLG: 0.532      |   |                                  |                               |                                  |                              |                                  |                              |                                  |                               | 4                                | 2                             | 2                                | 0                            | 0                                | 0                            | 3                                |   |                                    |                                  |        |  |  |  |
| Eric Hinske, L<br>OBP: 0.333, SLG: 0.404       |   |                                  |                               |                                  |                              |                                  |                              |                                  |                               | 3                                | 2                             | 2                                | 0                            | 1                                | 0                            | 1                                |   |                                    |                                  |        |  |  |  |
| 9 Gregg Zaun, S<br>OBP: 0.341, SLG: 0.490      |   |                                  |                               |                                  |                              |                                  |                              |                                  |                               | 4                                | 0                             | 1                                | 1                            | 0                                | 0                            | 4                                |   |                                    |                                  |        |  |  |  |
| 15 Alex Rios, R<br>OBP: 0.323, SLG: 0.444      |   |                                  |                               |                                  |                              |                                  |                              |                                  |                               | 4                                | 1                             | 2                                | 1                            | 0                                | 0                            | 2                                |   |                                    |                                  |        |  |  |  |
| Orlando Hudson, S<br>OBP: 0.300, SLG: 0.363    |   |                                  |                               |                                  |                              |                                  |                              |                                  |                               | 3                                | 1                             | 2                                | 3                            | 1                                | 0                            | 0                                |   |                                    |                                  |        |  |  |  |
| <b>Inning Stats</b>                            | R: 0<br>E: 0<br>K: 0<br>S: 9                          | H: 1<br>LOB: 1<br>BB: 0<br>P: 15 | R: 2<br>E: 0<br>K: 0<br>S: 12 | H: 4<br>LOB: 1<br>BB: 0<br>P: 18 | R: 0<br>E: 0<br>K: 1<br>S: 9 | H: 0<br>LOB: 1<br>BB: 1<br>P: 17 | R: 0<br>E: 0<br>K: 0<br>S: 6 | H: 1<br>LOB: 0<br>BB: 0<br>P: 10 | R: 0<br>E: 0<br>K: 0<br>S: 13 | H: 2<br>LOB: 2<br>BB: 0<br>P: 20 | R: 4<br>E: 0<br>K: 0<br>S: 12 | H: 4<br>LOB: 1<br>BB: 1<br>P: 18 | R: 0<br>E: 0<br>K: 0<br>S: 8 | H: 1<br>LOB: 1<br>BB: 0<br>P: 11 | R: 0<br>E: 0<br>K: 1<br>S: 5 | H: 1<br>LOB: 1<br>BB: 1<br>P: 11 | 1B: 11<br>2B: 6<br>3B: 0<br>HR: 0   | SF: 1<br>SAC: 0<br>DP: 4<br>HBP: 1 | WP: 1<br>PB: 0<br>SB: 1<br>CS: 0 | PA: 38 |  |  |  |
| <b>PITCHER</b>                                 | IP WLS BF H R ER SO BB IBB HBP BLK WP HR S P ERA WHIP |                                  |                               |                                  |                              |                                  |                              |                                  |                               |                                  |                               |                                  |                              |                                  |                              |                                  |   |                                    |                                  |        |  |  |  |
| Sidney Ponson, R<br>ERA: 5.42                  | (1, 1)  | 5.1                              | L                             | 27                               | 11                           | 6                                | 6                            | 1                                | 0                             | 0                                | 0                             | 0                                | 0                            | 0                                | 0                            | 54                               | 89  | 10.12                              | 2.438                            |        |  |  |  |
| 37 Chris Ray, R<br>ERA: 1.5                    | (6, 1)  | 0.2                              |                               | 3                                | 1                            | 0                                | 0                            | 0                                | 0                             | 0                                | 0                             | 0                                | 0                            | 0                                | 7                            | 9                                | 0.00  | 1.500                              |                                  |        |  |  |  |
| Steve Reed, R<br>ERA: 6.33                     | (7, 1)  | 1.0                              |                               | 4                                | 1                            | 0                                | 0                            | 0                                | 0                             | 0                                | 0                             | 0                                | 0                            | 8                                | 11                           | 0.00                             | 1.000   |                                    |                                  |        |  |  |  |
| James Baldwin, R<br>ERA: 0.96                  | (8, 1)  | 1.0                              |                               | 4                                | 1                            | 0                                | 0                            | 1                                | 1                             | 0                                | 0                             | 0                                | 0                            | 5                                | 11                           | 0.00                             | 2.000   |                                    |                                  |        |  |  |  |

AB 33  
R 2  
H 7  
RBI 2  
BB 0  
SO 9  
LOB 13



AB 33  
R 6  
H 14  
RBI 6  
BB 3  
SO 2  
LOB 22





| Batter   | 1                             | 2                                | 3                             | 4                                | 5                             | 6                                | 7                            | 8                               | 9                             | AB                               | R                             | H                                | RBI                           | BB                               | SO                           | LOB                              | TOP   |                               |                                  |                                  |                                    |                                  |        |  |  |
|--|-------------------------------|----------------------------------|-------------------------------|----------------------------------|-------------------------------|----------------------------------|------------------------------|---------------------------------|-------------------------------|----------------------------------|-------------------------------|----------------------------------|-------------------------------|----------------------------------|------------------------------|----------------------------------|---|-------------------------------|----------------------------------|----------------------------------|------------------------------------|----------------------------------|--------|--|--|
| 8 Russ Adams, L (1, 6)<br>OBP: 0.297, SLG: 0.426   |                               |                                  |                               |                                  |                               |                                  |                              |                                 |                               | 4                                | 0                             | 2                                | 0                             | 0                                | 1                            | 2                                | <b>Toronto Blue Jays @ Washington Nationals</b><br>Robert F. Kennedy Memorial Stadium, Washington, DC<br>Fri Jun 24 2005, 7:05 PM EDT<br>Att: 36,689 - Clear - 89 F<br><a href="http://livebaseballscorecards.com">livebaseballscorecards.com</a> |                               |                                  |                                  |                                    |                                  |        |  |  |
| Frank Catalanotto, L (1, 7)<br>OBP: 0.361, SLG: 0.469  |                               |                                  |                               |                                  |                               |                                  |                              |                                 |                               | 3                                | 0                             | 0                                | 0                             | 1                                | 0                            | 2                                |   |                               |                                  |                                  |                                    |                                  |        |  |  |
| 2 Aaron Hill, R (1, 5)<br>OBP: 0.430, SLG: 0.513   |                               |                                  |                               |                                  |                               |                                  |                              |                                 |                               | 4                                | 0                             | 0                                | 0                             | 0                                | 1                            | 4                                |   |                               |                                  |                                  |                                    |                                  |        |  |  |
| 10 Vernon Wells, R (1, 8)<br>OBP: 0.301, SLG: 0.459  |                               |                                  |                               |                                  |                               |                                  |                              |                                 |                               | 4                                | 0                             | 3                                | 0                             | 0                                | 1                            | 2                                |   |                               |                                  |                                  |                                    |                                  |        |  |  |
| Eric Hinske, L (1, 3)<br>OBP: 0.332, SLG: 0.398  |                               |                                  |                               |                                  |                               |                                  |                              |                                 |                               | 3                                | 0                             | 0                                | 0                             | 1                                | 1                            | 4                                |   |                               |                                  |                                  |                                    |                                  |        |  |  |
| 9 Gregg Zaun, S (1, 2)<br>OBP: 0.340, SLG: 0.397   |                               |                                  |                               |                                  |                               |                                  |                              |                                 |                               | 4                                | 0                             | 1                                | 0                             | 0                                | 0                            | 3                                |   |                               |                                  |                                  |                                    |                                  |        |  |  |
| Orlando Hudson, S (1, 4)<br>OBP: 0.299, SLG: 0.359   |                               |                                  |                               |                                  |                               |                                  |                              |                                 |                               | 3                                | 0                             | 0                                | 0                             | 1                                | 0                            | 2                                |   |                               |                                  |                                  |                                    |                                  |        |  |  |
| Gabe Gross, L (1, 9)<br>OBP: 0.292, SLG: 0.318   |                               |                                  |                               |                                  |                               |                                  |                              |                                 |                               | 4                                | 0                             | 2                                | 0                             | 0                                | 2                            | 0                                |   |                               |                                  |                                  |                                    |                                  |        |  |  |
| Josh Towers, R (1, 1)<br>Shea Hillenbrand, R (7, PH)<br>Justin Speier, R (7, 1)<br>15 Alex Rios, R (9, PH) |                               |                                  |                               |                                  |                               |                                  |                              |                                 |                               | 2                                | 0                             | 0                                | 0                             | 0                                | 1                            | 1                                |   |                               |                                  |                                  |                                    |                                  |        |  |  |
| <b>Inning Stats</b>  | R: 0<br>E: 0<br>K: 1<br>S: 10 | H: 0<br>LOB: 0<br>BB: 0<br>P: 15 | R: 0<br>E: 0<br>K: 1<br>S: 10 | H: 2<br>LOB: 1<br>BB: 0<br>P: 15 | R: 0<br>E: 0<br>K: 1<br>S: 15 | H: 2<br>LOB: 2<br>BB: 0<br>P: 20 | R: 0<br>E: 0<br>K: 0<br>S: 5 | H: 1<br>LOB: 0<br>BB: 0<br>P: 5 | R: 0<br>E: 0<br>K: 1<br>S: 12 | H: 0<br>LOB: 2<br>BB: 1<br>P: 18 | R: 0<br>E: 0<br>K: 1<br>S: 10 | H: 1<br>LOB: 2<br>BB: 1<br>P: 20 | R: 0<br>E: 0<br>K: 1<br>S: 17 | H: 1<br>LOB: 2<br>BB: 1<br>P: 29 | R: 0<br>E: 0<br>K: 1<br>S: 7 | H: 1<br>LOB: 2<br>BB: 1<br>P: 15 |   | R: 0<br>E: 0<br>K: 1<br>S: 10 | H: 0<br>LOB: 0<br>BB: 0<br>P: 13 | 1B: 8<br>2B: 0<br>3B: 0<br>HR: 0 | SF: 0<br>SAC: 0<br>DP: 2<br>HBP: 0 | WP: 1<br>PB: 0<br>SB: 0<br>CS: 0 | PA: 36 |  |  |
| <b>PITCHER</b>   | IP                            | WLS                              | BF                            | H                                | R                             | ER                               | SO                           | BB                              | IBB                           | HBP                              | BLK                           | WP                               | HR                            | S                                | P                            | ERA                              | WHIP  |                               |                                  |                                  |                                    |                                  |        |  |  |
| Esteban Loaiza, R (1, 1)<br>ERA: 3.63  | 6.0                           | W                                | 23                            | 6                                | 0                             | 0                                | 5                            | 1                               | 0                             | 0                                | 0                             | 1                                | 0                             | 62                               | 93                           | 0.00                             | 1.167   |                               |                                  |                                  |                                    |                                  |        |  |  |
| Gary Majewski, R (7, 1)<br>ERA: 3.41   | 0.1                           | H                                | 3                             | 1                                | 0                             | 0                                | 0                            | 1                               | 0                             | 0                                | 0                             | 0                                | 0                             | 13                               | 22                           | 0.00                             | 6.000   |                               |                                  |                                  |                                    |                                  |        |  |  |
| Luis Ayala, R (7, 1)<br>ERA: 2.62  | 1.2                           | H                                | 7                             | 1                                | 0                             | 0                                | 2                            | 1                               | 0                             | 0                                | 0                             | 0                                | 0                             | 11                               | 22                           | 0.00                             | 1.200   |                               |                                  |                                  |                                    |                                  |        |  |  |
| 32 Chad Cordero, R (9, 1)<br>ERA: 0.97   | 1.0                           | S                                | 3                             | 0                                | 0                             | 0                                | 1                            | 0                               | 0                             | 0                                | 0                             | 0                                | 0                             | 10                               | 13                           | 0.00                             | 0.000   |                               |                                  |                                  |                                    |                                  |        |  |  |

| Batter   | 1                            | 2                                | 3                             | 4                                | 5                            | 6                               | 7                             | 8                                | 9                             | AB                               | R                             | H                                | RBI                           | BB                               | SO                            | LOB                              | BOTTOM  |                                  |                                    |                                  |        |  |  |  |  |
|--|------------------------------|----------------------------------|-------------------------------|----------------------------------|------------------------------|---------------------------------|-------------------------------|----------------------------------|-------------------------------|----------------------------------|-------------------------------|----------------------------------|-------------------------------|----------------------------------|-------------------------------|----------------------------------|---|----------------------------------|------------------------------------|----------------------------------|--------|--|--|--|--|
| Brad Wilkerson, L (1, 8)<br>OBP: 0.375, SLG: 0.459   |                              |                                  |                               |                                  |                              |                                 |                               |                                  |                               | 4                                | 1                             | 1                                | 1                             | 0                                | 1                             | 1                                | <b>Toronto Blue Jays @ Washington Nationals</b><br>Robert F. Kennedy Memorial Stadium, Washington, DC<br>Fri Jun 24 2005, 7:05 PM EDT<br>Att: 36,689 - Clear - 89 F<br><a href="http://livebaseballscorecards.com">livebaseballscorecards.com</a> |                                  |                                    |                                  |        |  |  |  |  |
| Marlon Byrd, R (1, 7)<br>OBP: 0.348, SLG: 0.337  |                              |                                  |                               |                                  |                              |                                 |                               |                                  |                               | 4                                | 0                             | 0                                | 0                             | 0                                | 1                             | 0                                |   |                                  |                                    |                                  |        |  |  |  |  |
| Jose Guillen, R (1, 9)<br>OBP: 0.342, SLG: 0.534   |                              |                                  |                               |                                  |                              |                                 |                               |                                  |                               | 4                                | 0                             | 2                                | 0                             | 0                                | 0                             | 0                                |   |                                  |                                    |                                  |        |  |  |  |  |
| 24 Nick Johnson, L (1, 3)<br>OBP: 0.443, SLG: 0.508  |                              |                                  |                               |                                  |                              |                                 |                               |                                  |                               | 4                                | 0                             | 1                                | 0                             | 0                                | 1                             | 1                                |   |                                  |                                    |                                  |        |  |  |  |  |
| Vinny Castilla, R (1, 5)<br>OBP: 0.321, SLG: 0.395   |                              |                                  |                               |                                  |                              |                                 |                               |                                  |                               | 4                                | 1                             | 1                                | 0                             | 0                                | 2                             | 2                                |   |                                  |                                    |                                  |        |  |  |  |  |
| Junior Spivey, R (1, 4)<br>OBP: 0.324, SLG: 0.377  |                              |                                  |                               |                                  |                              |                                 |                               |                                  |                               | 4                                | 1                             | 2                                | 0                             | 0                                | 0                             | 0                                |   |                                  |                                    |                                  |        |  |  |  |  |
| Brian Schneider, L (1, 2)<br>OBP: 0.330, SLG: 0.405  |                              |                                  |                               |                                  |                              |                                 |                               |                                  |                               | 4                                | 0                             | 1                                | 0                             | 0                                | 0                             | 3                                |   |                                  |                                    |                                  |        |  |  |  |  |
| 15 Cristian Guzman, S (1, 6)<br>OBP: 0.237, SLG: 0.290   |                              |                                  |                               |                                  |                              |                                 |                               |                                  |                               | 2                                | 0                             | 0                                | 0                             | 1                                | 0                             | 3                                |   |                                  |                                    |                                  |        |  |  |  |  |
| Esteban Loaiza, R (1, 1)<br>OBP: 0.233, SLG: 0.300<br>Carlos Baerga, S (6, PH)<br>Gary Majewski, R (7, 1)<br>Luis Ayala, R (7, 1)<br>32 Chad Cordero, R (9, 1) |                              |                                  |                               |                                  |                              |                                 |                               |                                  |                               | 2                                | 0                             | 1                                | 2                             | 0                                | 1                             | 2                                |   |                                  |                                    |                                  |        |  |  |  |  |
| <b>Inning Stats</b>  | R: 0<br>E: 0<br>K: 1<br>S: 8 | H: 1<br>LOB: 1<br>BB: 0<br>P: 11 | R: 2<br>E: 0<br>K: 0<br>S: 14 | H: 3<br>LOB: 1<br>BB: 0<br>P: 18 | R: 0<br>E: 0<br>K: 0<br>S: 5 | H: 0<br>LOB: 0<br>BB: 0<br>P: 8 | R: 0<br>E: 0<br>K: 2<br>S: 13 | H: 1<br>LOB: 2<br>BB: 1<br>P: 24 | R: 0<br>E: 0<br>K: 1<br>S: 13 | H: 2<br>LOB: 2<br>BB: 0<br>P: 19 | R: 0<br>E: 0<br>K: 1<br>S: 10 | H: 1<br>LOB: 1<br>BB: 0<br>P: 13 | R: 1<br>E: 0<br>K: 1<br>S: 12 | H: 1<br>LOB: 0<br>BB: 0<br>P: 16 | R: 0<br>E: 0<br>K: 1<br>S: 11 | H: 0<br>LOB: 0<br>BB: 0<br>P: 15 |   | 1B: 5<br>2B: 3<br>3B: 0<br>HR: 1 | SF: 0<br>SAC: 0<br>DP: 0<br>HBP: 0 | WP: 0<br>PB: 0<br>SB: 0<br>CS: 0 | PA: 34 |  |  |  |  |
| <b>PITCHER</b>   | IP                           | WLS                              | BF                            | H                                | R                            | ER                              | SO                            | BB                               | IBB                           | HBP                              | BLK                           | WP                               | HR                            | S                                | P                             | ERA                              | WHIP  |                                  |                                    |                                  |        |  |  |  |  |
| Josh Towers, R (1, 1)<br>ERA: 4.47   | 6.0                          | L                                | 27                            | 8                                | 2                            | 2                               | 5                             | 0                                | 0                             | 0                                | 0                             | 0                                | 1                             | 23                               | 31                            | 4.50                             | 0.500   |                                  |                                    |                                  |        |  |  |  |  |
| Justin Speier, R (7, 1)<br>ERA: 3.29   | 2.0                          |                                  | 7                             | 1                                | 1                            | 1                               | 2                             | 0                                | 0                             | 0                                | 0                             | 0                                | 0                             | 23                               | 31                            | 4.50                             | 0.500   |                                  |                                    |                                  |        |  |  |  |  |











| Batter   | 1   | 2  | 3  | 4  | 5                             | 6                                | 7                             | 8                                | 9                            | AB                               | R                            | H                               | RBI                           | BB                               | SO  | LOB                              | TOP  |                                    |                                  |        |
|--|---|--|--|--|-------------------------------|----------------------------------|-------------------------------|----------------------------------|------------------------------|----------------------------------|------------------------------|---------------------------------|-------------------------------|----------------------------------|---|----------------------------------|--|------------------------------------|----------------------------------|--------|
| 8 Russ Adams, L<br>OBP: 0.288, SLG: 0.409      | F7  |  | P6   |  | F9                            |                                  | K                             | G4-3                             |                              | 5                                | 0                            | 0                               | 0                             | 0                                | 1   | 1                                | <p>Toronto Blue Jays @ Tampa Bay Devil Rays</p> <p>Tropicana Field, St. Petersburg, FL</p> <p>Mon Jun 27 2005, 7:15 PM EDT</p> <p>Att: 8,779 - Dome - 72 F</p> <p>livebaseballscorecards.com</p> |                                    |                                  |        |
| Frank Catalanotto, L<br>OBP: 0.361, SLG: 0.596 | 10 BB   |  | L3   |  | F8                            |                                  | F7                            | G1                               |                              | 4                                | 0                            | 0                               | 0                             | 1                                | 0   | 1                                |  |                                    |                                  |        |
| 10 Vernon Wells, R<br>OBP: 0.308, SLG: 0.455   | 1B  |  |  |  | G5-3                          |                                  |                               | 2B BB                            |                              | 3                                | 1                            | 2                               | 0                             | 1                                | 0   | 0                                |  |                                    |                                  |        |
| Shea Hillenbrand, R<br>OBP: 0.366, SLG: 0.453  | L6  |  |  |  | 1B BB                         |                                  | F7                            | 15 BB                            |                              | 4                                | 2                            | 2                               | 0                             | 0                                | 0   | 2                                |  |                                    |                                  |        |
| 2 Aaron Hill, R<br>OBP: 0.416, SLG: 0.488      | K   |  |  |  | L6                            |                                  | 15 BB                         | FC5-2-5                          |                              | 4                                | 0                            | 1                               | 0                             | 0                                | 1   | 6                                |  |                                    |                                  |        |
| Eric Hinske, L<br>OBP: 0.327, SLG: 0.393       |   |  |  |  | 1B BB                         |                                  | P5                            | K                                |                              | 3                                | 0                            | 0                               | 0                             | 1                                | 1   | 3                                |  |                                    |                                  |        |
| 15 Alex Rios, R<br>OBP: 0.330, SLG: 0.448      |   |  |  |  | K                             |                                  | 1B                            | 1B                               |                              | 4                                | 0                            | 3                               | 1                             | 0                                | 1   | 3                                |  |                                    |                                  |        |
| Orlando Hudson, S<br>OBP: 0.296, SLG: 0.375    |   |  |  |  | F7                            |                                  | F8                            | G4-3                             |                              | 4                                | 0                            | 1                               | 2                             | 0                                | 0   | 5                                |  |                                    |                                  |        |
| Ken Huckaby, R<br>OBP: 0.200, SLG: 0.145       |   |  |  |  | F7                            |                                  | F7                            |                                  |                              | 3                                | 0                            | 1                               | 0                             | 0                                | 0   | 2                                |  |                                    |                                  |        |
| 3 Reed Johnson, R<br>OBP: 0.340, SLG: 0.432    |   |  |  |  | 1B                            |                                  |                               | F8                               |                              | 1                                | 0                            | 0                               | 0                             | 0                                | 0   | 0                                |  |                                    |                                  |        |
| <b>Inning Stats</b>                            | R: 0<br>E: 0<br>K: 1<br>S: 8  | H: 1<br>LOB: 2<br>BB: 1<br>P: 17   | R: 0<br>E: 0<br>K: 0<br>S: 7   | H: 1<br>LOB: 0<br>BB: 0<br>P: 12   | R: 0<br>E: 0<br>K: 0<br>S: 14 | H: 1<br>LOB: 0<br>BB: 0<br>P: 18 | R: 2<br>E: 0<br>K: 1<br>S: 15 | H: 3<br>LOB: 2<br>BB: 1<br>P: 26 | R: 0<br>E: 0<br>K: 0<br>S: 6 | H: 2<br>LOB: 2<br>BB: 0<br>P: 10 | R: 0<br>E: 0<br>K: 1<br>S: 6 | H: 0<br>LOB: 0<br>BB: 0<br>P: 9 | R: 1<br>E: 0<br>K: 1<br>S: 13 | H: 2<br>LOB: 2<br>BB: 1<br>P: 22 | R: 0<br>E: 0<br>K: 0<br>S: 7  | H: 0<br>LOB: 0<br>BB: 0<br>P: 11 | 1B: 9<br>2B: 2<br>3B: 0<br>HR: 0   | SF: 0<br>SAC: 0<br>DP: 1<br>HBP: 0 | WP: 0<br>PB: 0<br>SB: 0<br>CS: 1 | PA: 38 |
| <b>PITCHER</b>                                 | IP<br>WLS<br>BF<br>H<br>R<br>ER<br>SO<br>BB<br>IBB<br>HBP<br>BLK<br>WP<br>HR<br>S<br>P<br>ERA<br>WHIP | 7.0<br>W<br>29<br>8<br>2<br>2<br>3<br>2<br>0<br>0<br>0<br>0<br>0<br>63<br>106<br>2.57<br>1.429 | 0.2<br>H<br>4<br>1<br>1<br>1<br>1<br>1<br>0<br>0<br>0<br>0<br>0<br>8<br>14<br>13.50<br>3.000 | 1.1<br>S<br>5<br>1<br>0<br>0<br>0<br>0<br>0<br>0<br>0<br>0<br>0<br>12<br>19<br>0.00<br>0.750 | <b>PITCHER</b>                |                                  |                               |                                  |                              |                                  |                              |                                 |                               |                                  | IP<br>WLS<br>BF<br>H<br>R<br>ER<br>SO<br>BB<br>IBB<br>HBP<br>BLK<br>WP<br>HR<br>S<br>P<br>ERA<br>WHIP |                                  |  |                                    |                                  |        |

AB 35  
R 3  
H 10  
RBI 3  
BB 3  
SO 4  
LOB 23



| Batter  | 1   | 2   | 3   | 4                               | 5                            | 6                                | 7                            | 8                                | 9                            | AB                              | R                            | H                                | RBI                           | BB  | SO                           | LOB                              | BOTTOM   |                                    |                                  |        |
|---|---|---|---|---------------------------------|------------------------------|----------------------------------|------------------------------|----------------------------------|------------------------------|---------------------------------|------------------------------|----------------------------------|-------------------------------|---|------------------------------|----------------------------------|--|------------------------------------|----------------------------------|--------|
| 13 Carl Crawford, L<br>OBP: 0.310, SLG: 0.416 | FC4-6<br>BB   |   | S<br>HR<br>BB   |                                 | F8                           |                                  | K                            |                                  |                              | 2                               | 1                            | 0                                | 0                             | 2   | 1                            | 0                                | <p>Toronto Blue Jays @ Tampa Bay Devil Rays</p> <p>Tropicana Field, St. Petersburg, FL</p> <p>Mon Jun 27 2005, 7:15 PM EDT</p> <p>Att: 8,779 - Dome - 72 F</p> <p>livebaseballscorecards.com</p> |                                    |                                  |        |
| Julio Lugo, R<br>OBP: 0.343, SLG: 0.368       | FC4-6<br>FC3-6  |   | HR<br>BB  |                                 | 3 BB                         |                                  | G6-3                         |                                  |                              | 3                               | 1                            | 1                                | 0                             | 1   | 0                            | 1                                |  |                                    |                                  |        |
| Aubrey Huff, L<br>OBP: 0.319, SLG: 0.362      | FC3-6   |   | HR  |                                 | F8                           |                                  |                              | BB                               |                              | 3                               | 1                            | 1                                | 3                             | 1   | 0                            | 2                                |  |                                    |                                  |        |
| 3 Jorge Cantu, R<br>OBP: 0.324, SLG: 0.506    | G3-1  |   | F8  |                                 | F8                           |                                  | G4-3                         |                                  |                              | 4                               | 0                            | 1                                | 0                             | 0   | 0                            | 2                                |  |                                    |                                  |        |
| Travis Lee, L<br>OBP: 0.344, SLG: 0.353       |   |   |   |                                 | G4-3                         |                                  | P6                           |                                  |                              | 4                               | 0                            | 1                                | 0                             | 0   | 0                            | 2                                |  |                                    |                                  |        |
| Damon Hollins, R<br>OBP: 0.329, SLG: 0.470    | F8  |   | G1-6-3  |                                 | G1-6-3                       |                                  | F9                           |                                  |                              | 4                               | 0                            | 0                                | 0                             | 0   | 1                            | 1                                |  |                                    |                                  |        |
| 31 Jonny Gomes, R<br>OBP: 0.425, SLG: 0.636   | G5-4-3  |   | HR  |                                 | HR                           |                                  | F8                           |                                  |                              | 3                               | 1                            | 1                                | 1                             | 1   | 0                            | 1                                |  |                                    |                                  |        |
| Toby Hall, R<br>OBP: 0.312, SLG: 0.384        |   |   | G6-3  |                                 | 1B                           |                                  | 2B                           |                                  |                              | 4                               | 0                            | 2                                | 0                             | 0   | 0                            | 1                                |  |                                    |                                  |        |
| Nick Green, R<br>OBP: 0.355, SLG: 0.398       |   |   | L6  |                                 | P4                           |                                  | G5-3                         |                                  |                              | 3                               | 0                            | 0                                | 0                             | 0   | 0                            | 2                                |  |                                    |                                  |        |
| <b>Inning Stats</b>                           | R: 0<br>E: 1<br>K: 0<br>S: 6  | H: 0<br>LOB: 1<br>BB: 1<br>P: 13  | R: 0<br>E: 0<br>K: 0<br>S: 6  | H: 1<br>LOB: 0<br>BB: 0<br>P: 9 | R: 3<br>E: 0<br>K: 0<br>S: 9 | H: 1<br>LOB: 0<br>BB: 2<br>P: 20 | R: 1<br>E: 0<br>K: 0<br>S: 9 | H: 2<br>LOB: 1<br>BB: 0<br>P: 14 | R: 0<br>E: 0<br>K: 0<br>S: 7 | H: 1<br>LOB: 1<br>BB: 0<br>P: 9 | R: 0<br>E: 0<br>K: 1<br>S: 8 | H: 0<br>LOB: 1<br>BB: 1<br>P: 16 | R: 0<br>E: 0<br>K: 1<br>S: 13 | H: 0<br>LOB: 1<br>BB: 1<br>P: 19  | R: 0<br>E: 0<br>K: 0<br>S: 7 | H: 0<br>LOB: 0<br>BB: 0<br>P: 11 | 1B: 4<br>2B: 1<br>3B: 0<br>HR: 2   | SF: 0<br>SAC: 0<br>DP: 1<br>HBP: 0 | WP: 0<br>PB: 0<br>SB: 1<br>CS: 0 | PA: 35 |
| <b>PITCHER</b>                                | IP<br>WLS<br>BF<br>H<br>R<br>ER<br>SO<br>BB<br>IBB<br>HBP<br>BLK<br>WP<br>HR<br>S<br>P<br>ERA<br>WHIP | 6.0<br>L<br>27<br>7<br>4<br>4<br>0<br>7<br>4<br>4<br>0<br>0<br>0<br>12<br>20<br>0.00<br>1.667 | 1.1<br>S<br>5<br>0<br>0<br>0<br>1<br>1<br>0<br>0<br>0<br>0<br>0<br>9<br>15<br>0.00<br>1.500 | <b>PITCHER</b>                  |                              |                                  |                              |                                  |                              |                                 |                              |                                  |                               | IP<br>WLS<br>BF<br>H<br>R<br>ER<br>SO<br>BB<br>IBB<br>HBP<br>BLK<br>WP<br>HR<br>S<br>P<br>ERA<br>WHIP |                              |                                  |  |                                    |                                  |        |

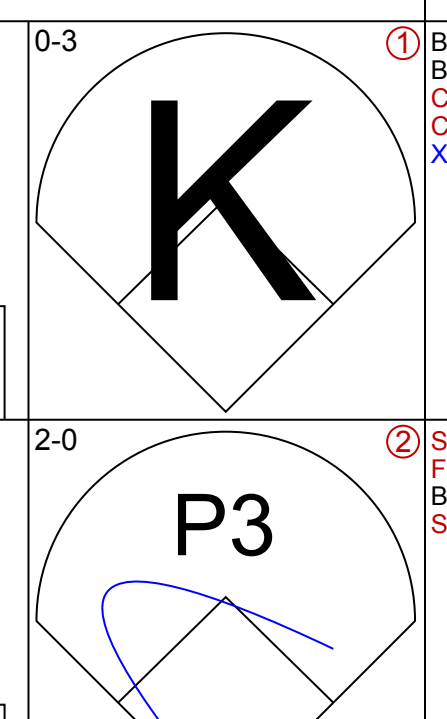
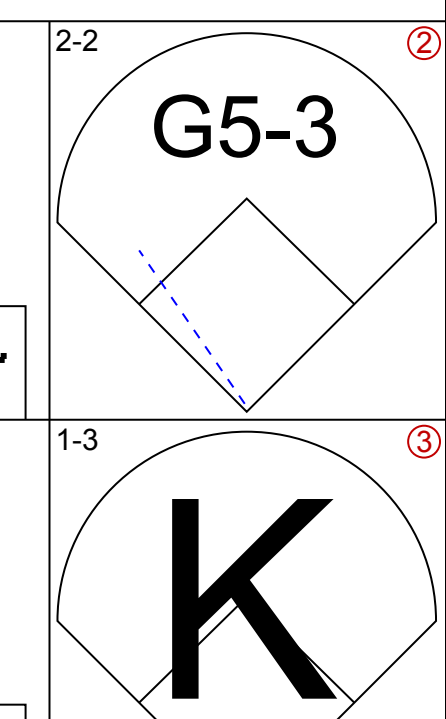
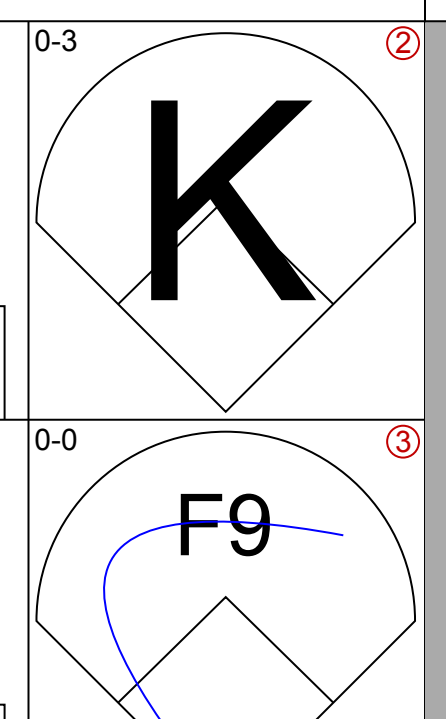
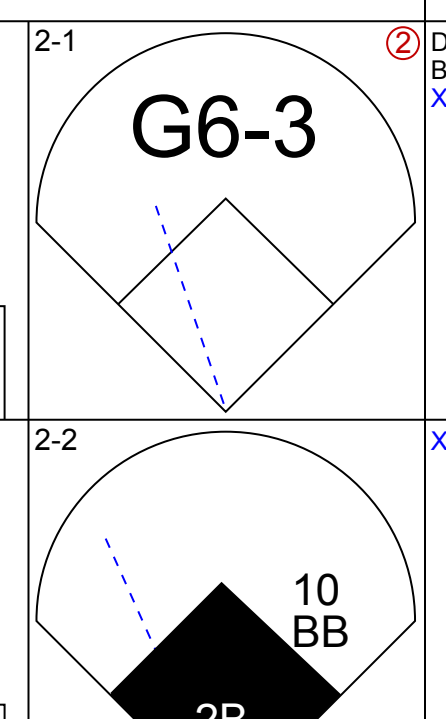
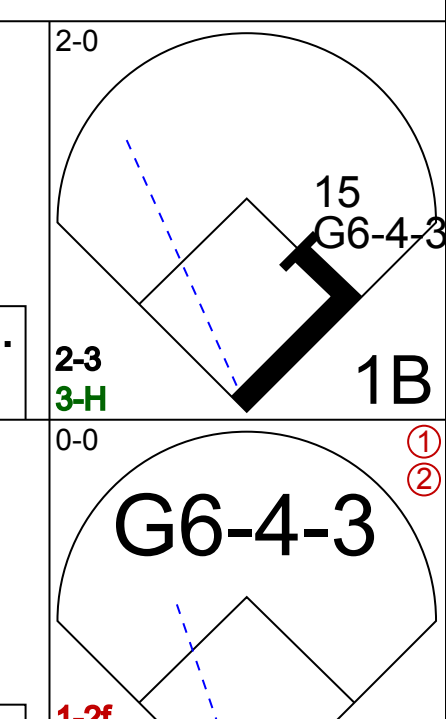

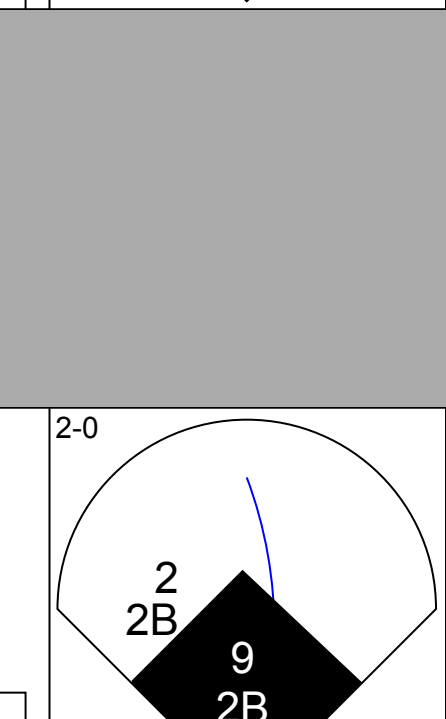

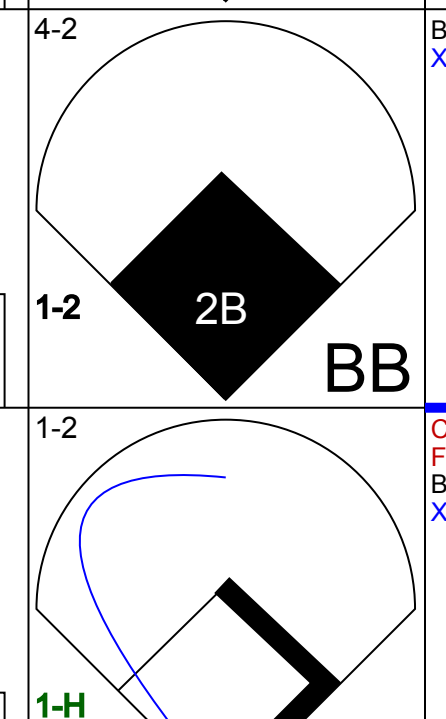
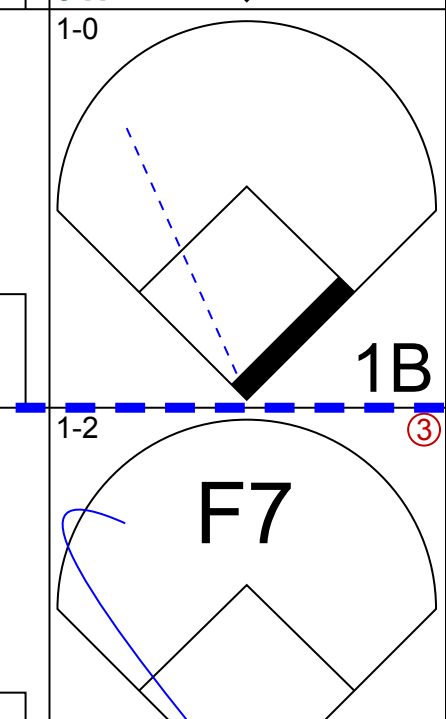


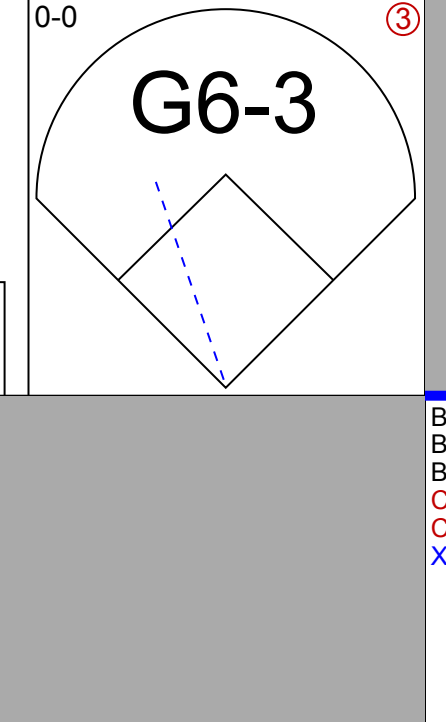
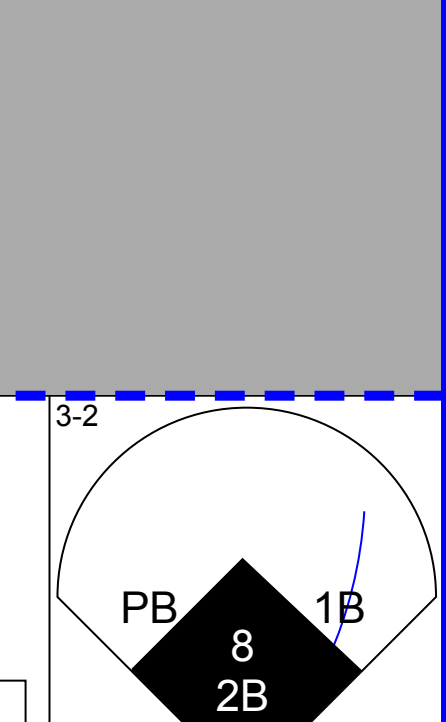
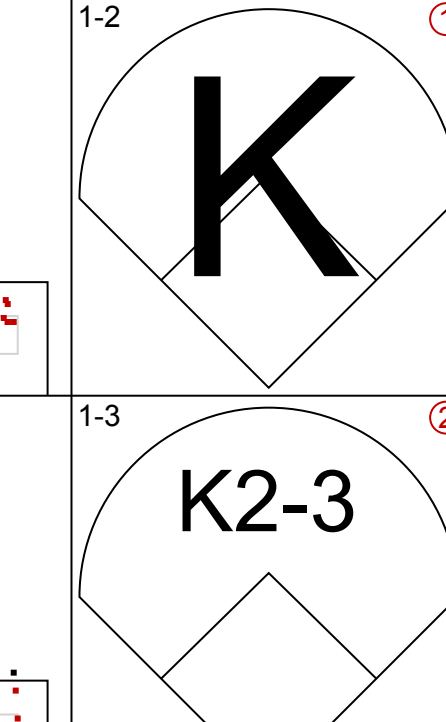
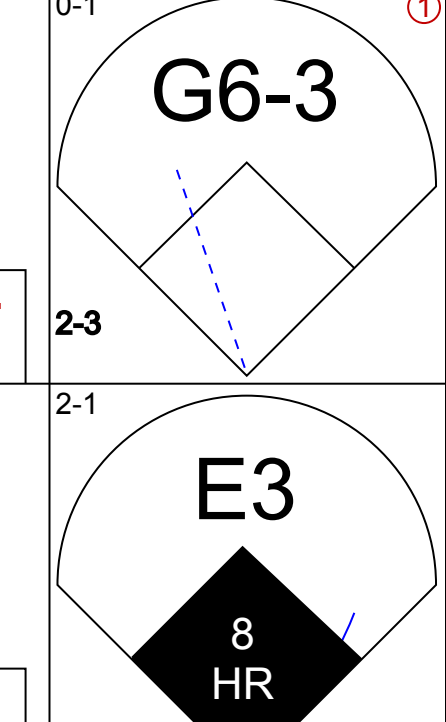
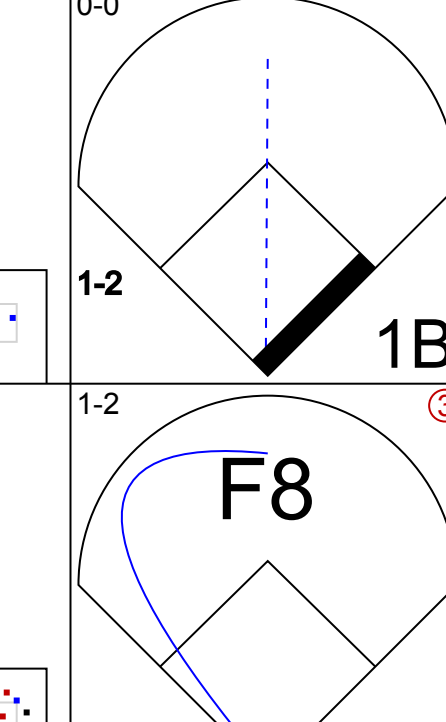


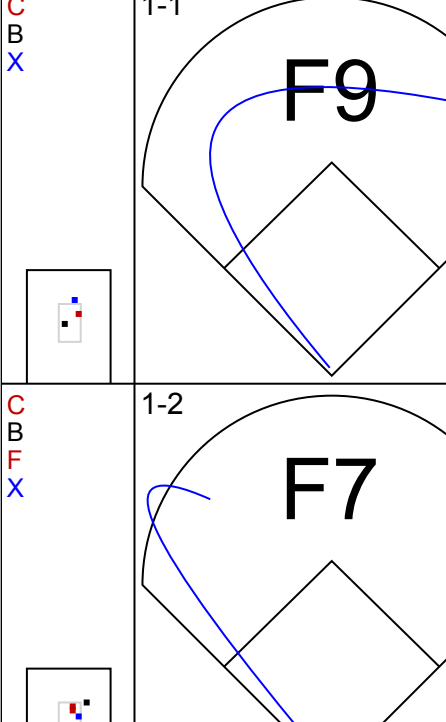

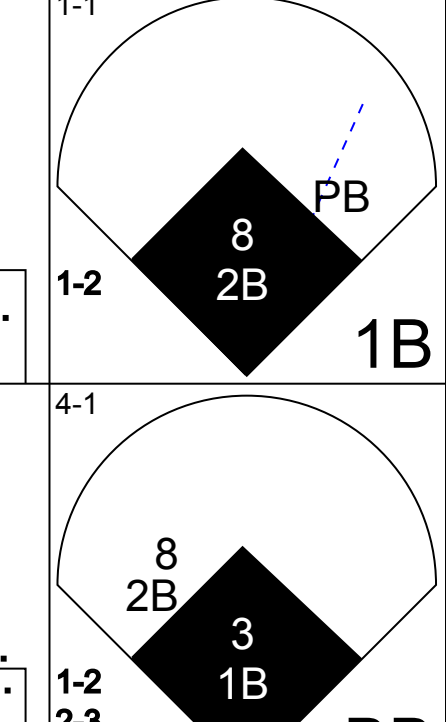
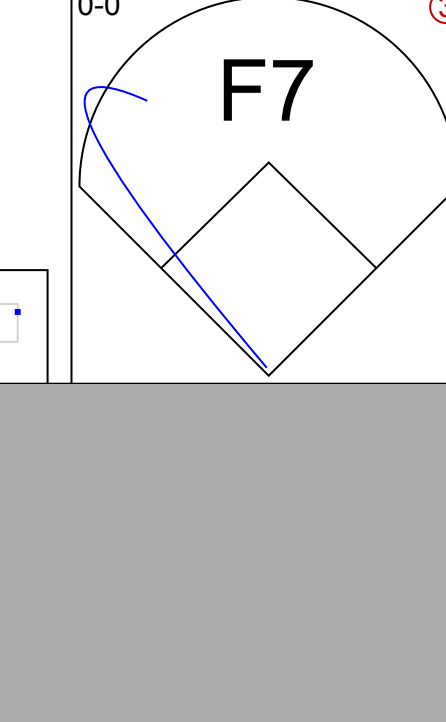
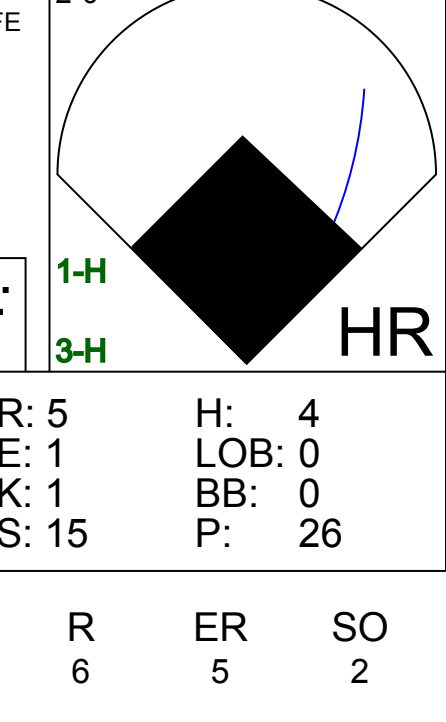
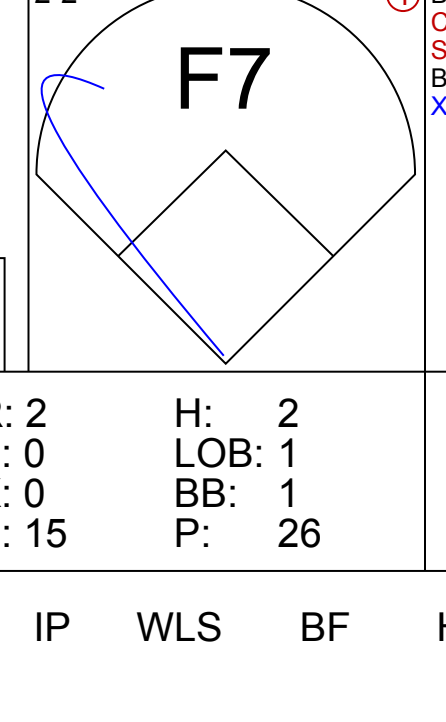
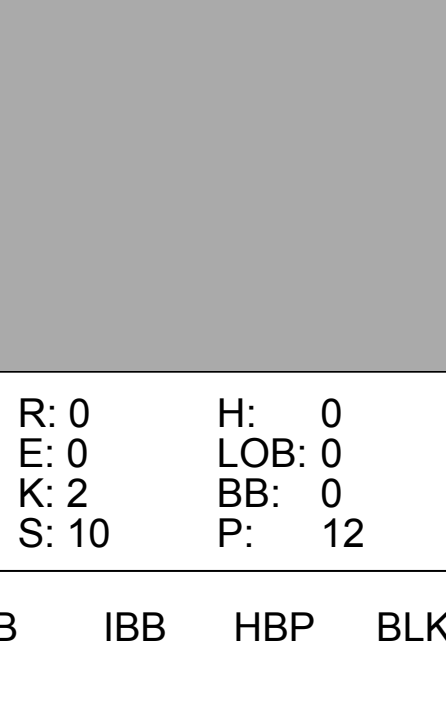
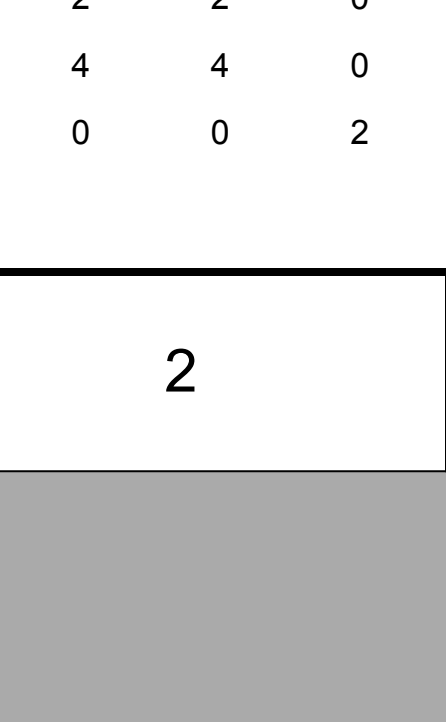
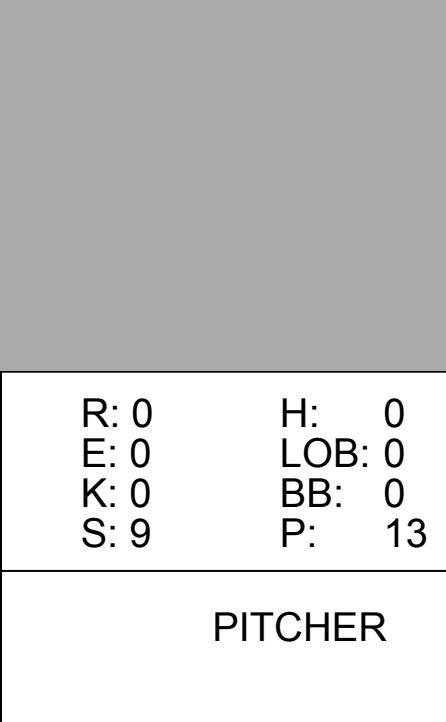
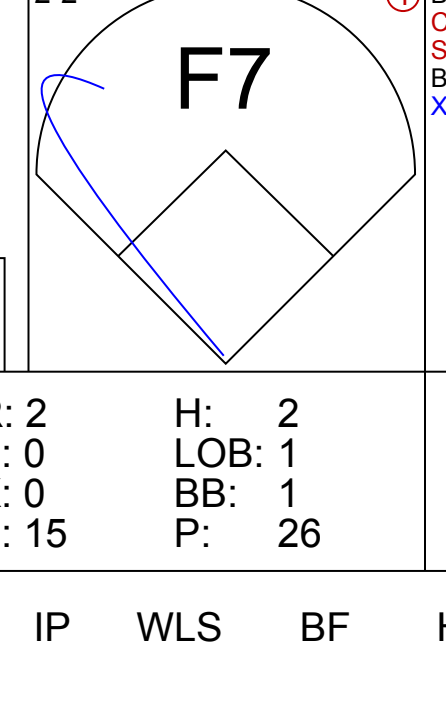
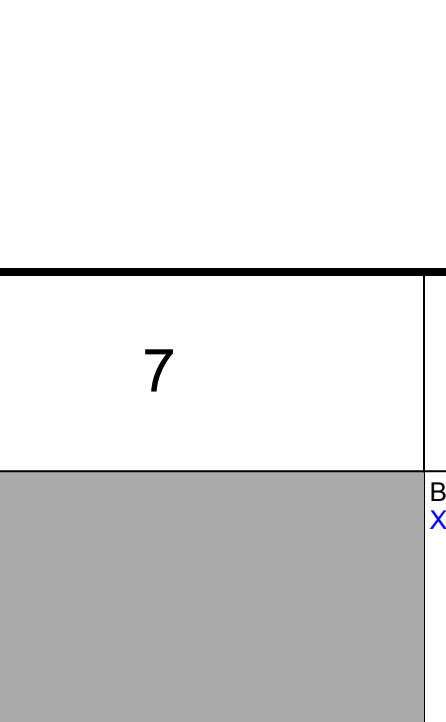
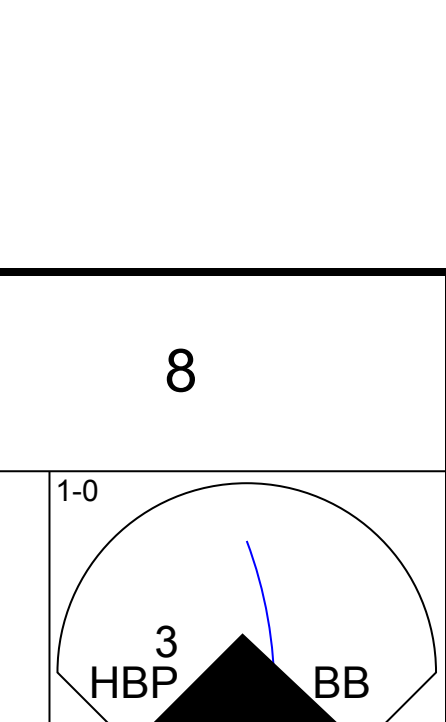
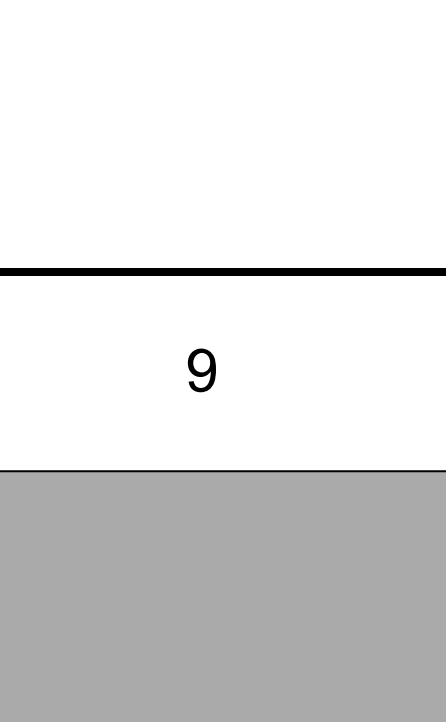

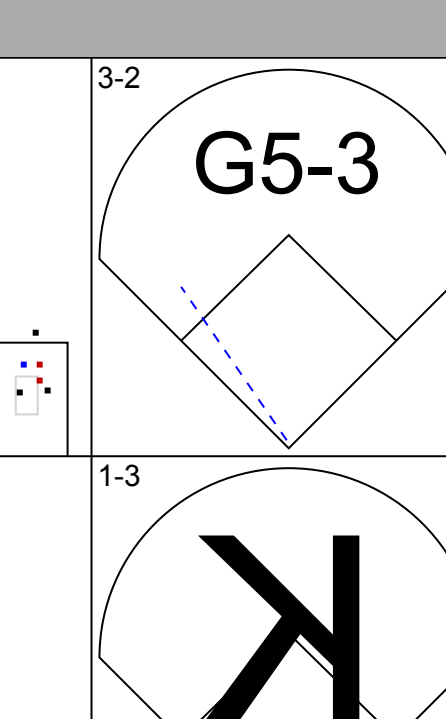
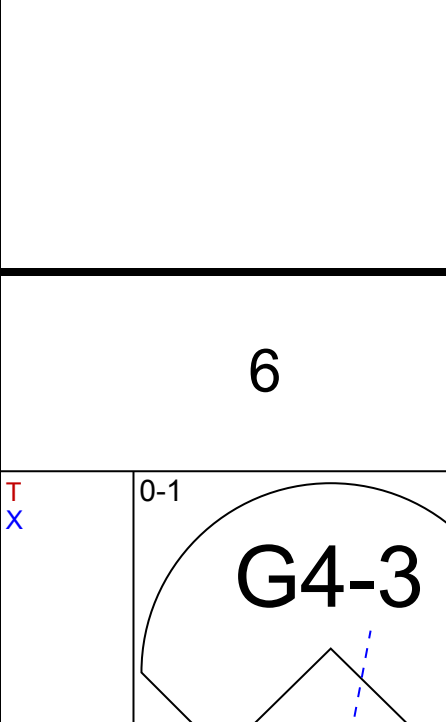
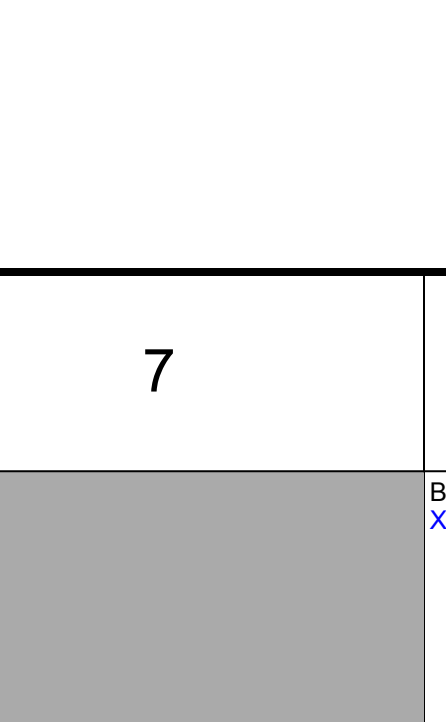
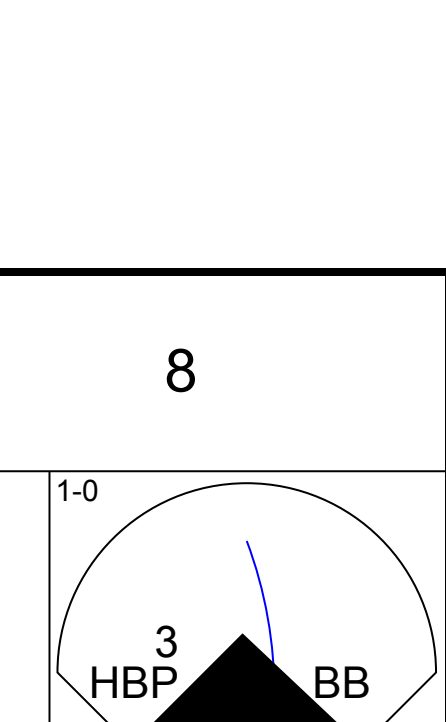
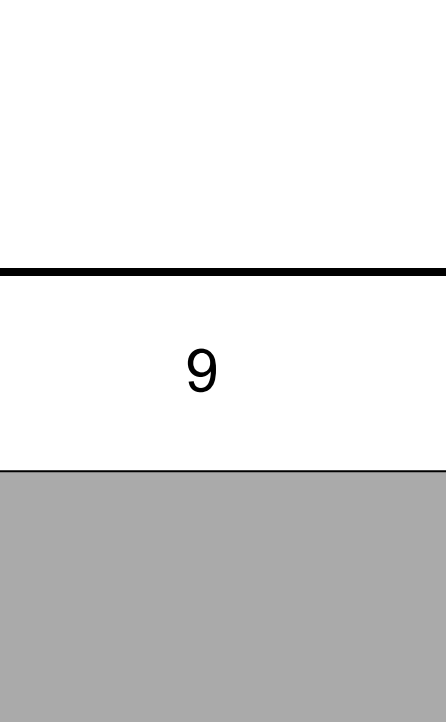


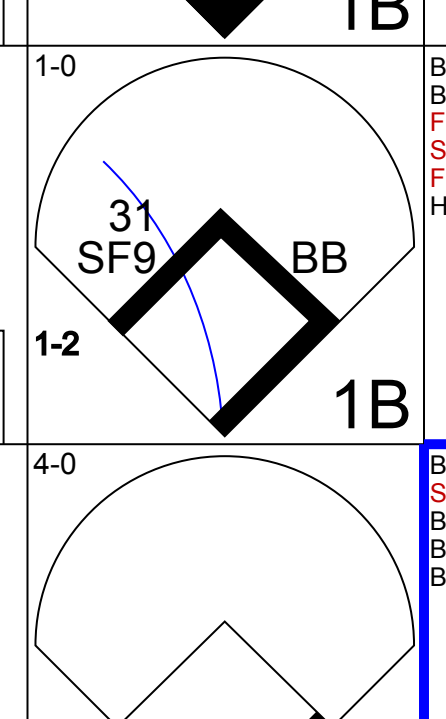
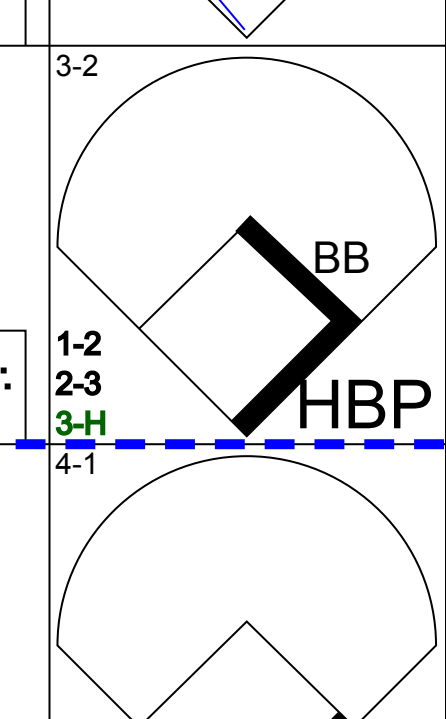

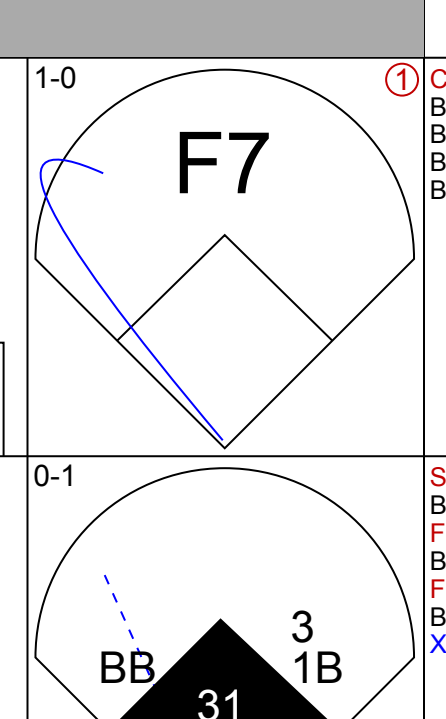
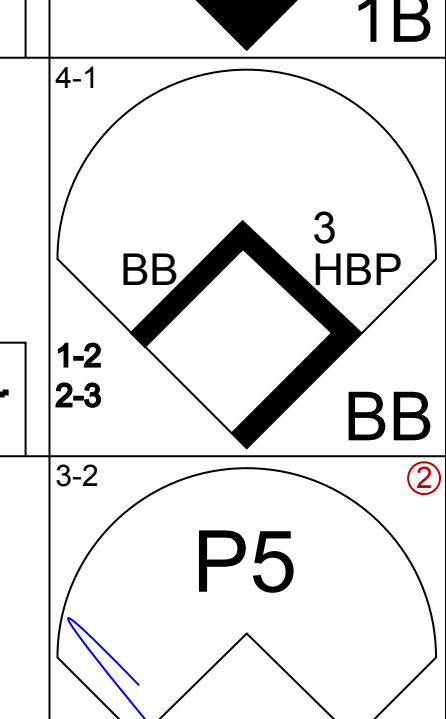
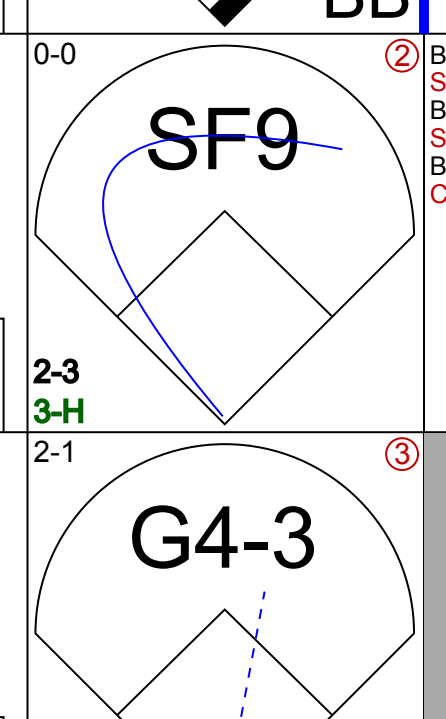
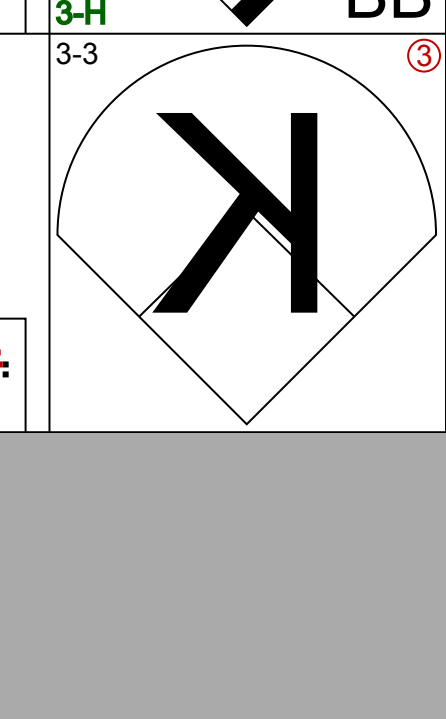
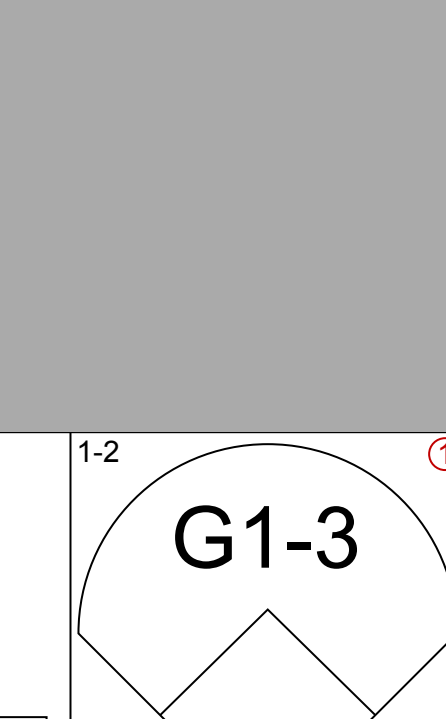
AB 30  
R 4  
H 7  
RBI 4  
BB 5  
SO 2  
LOB 12









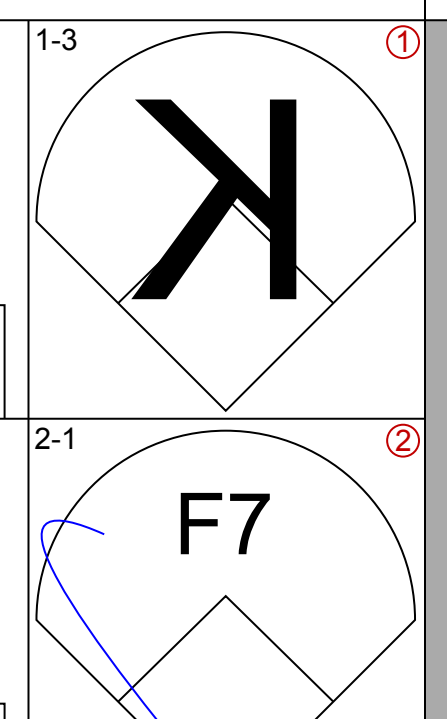
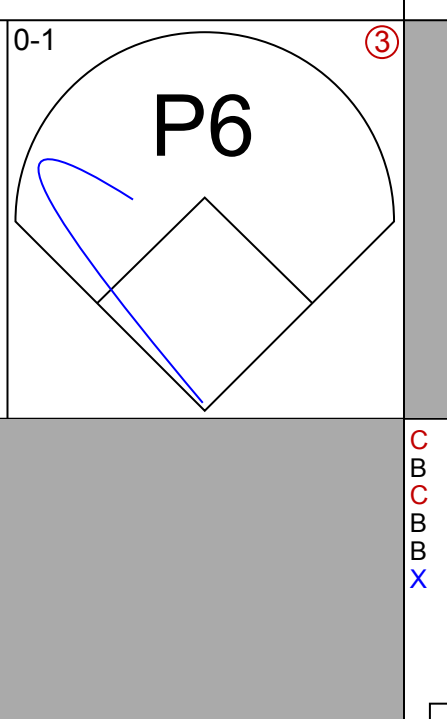
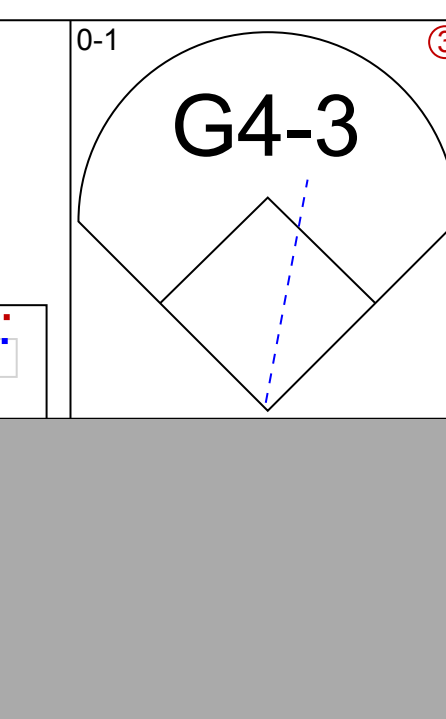
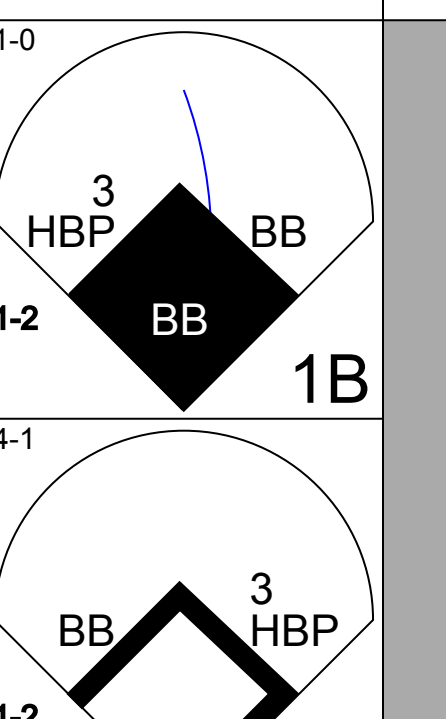

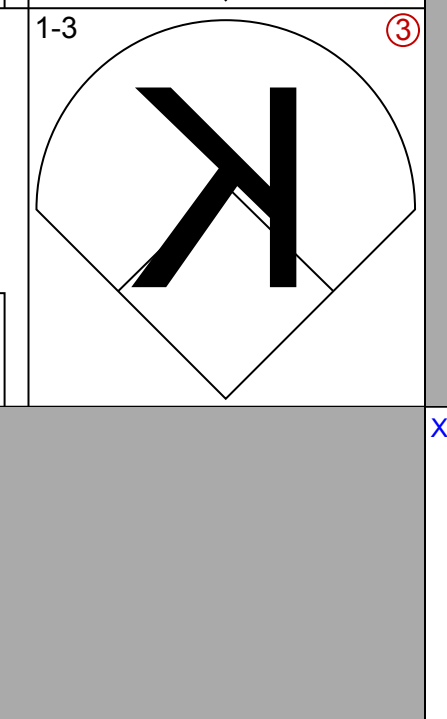
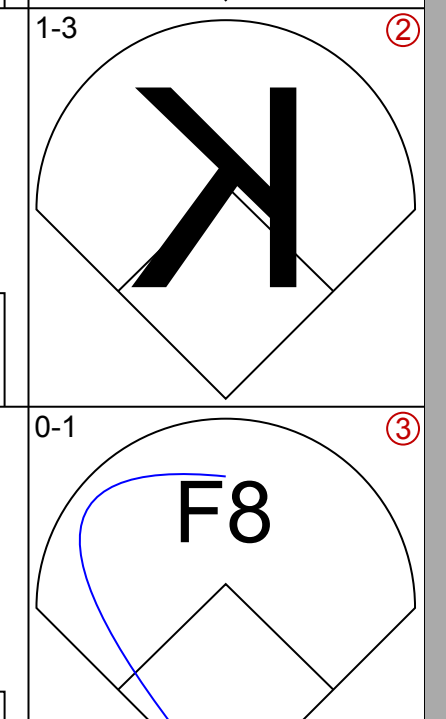
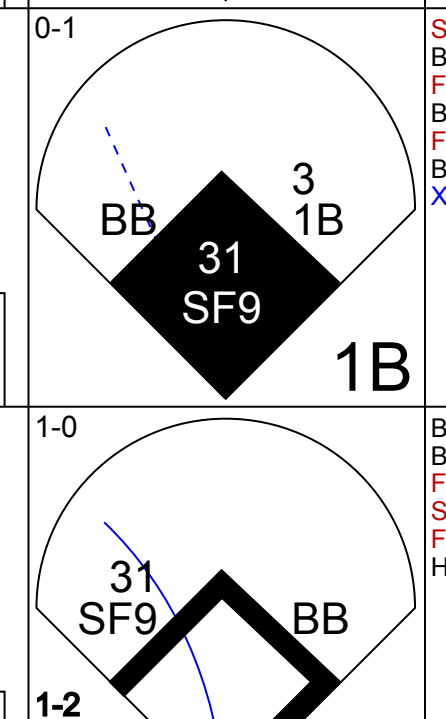
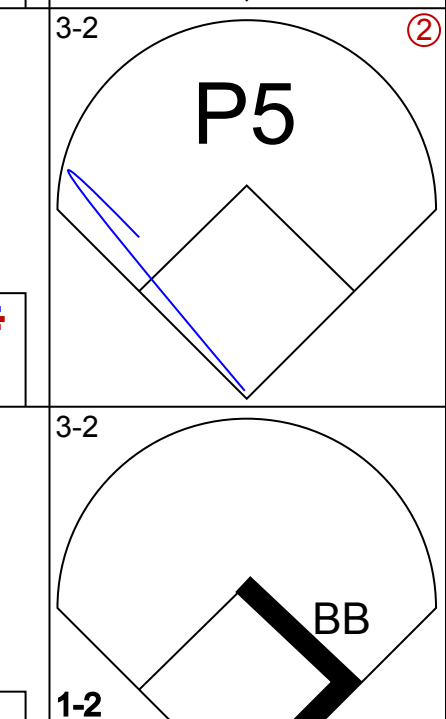



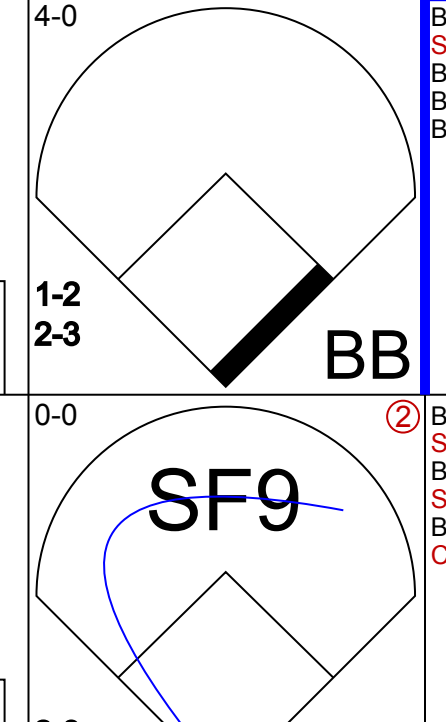
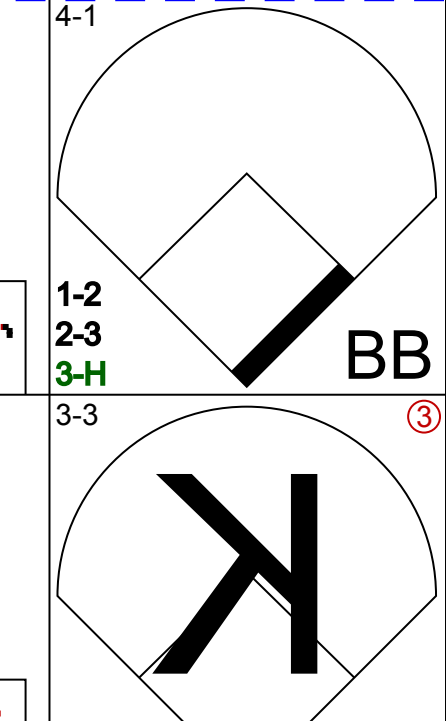



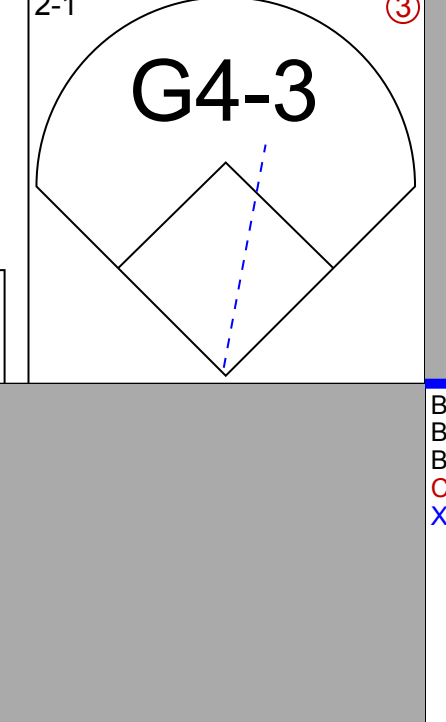
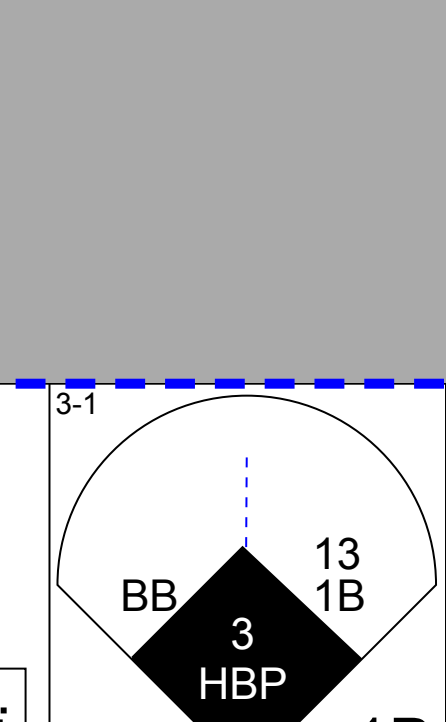
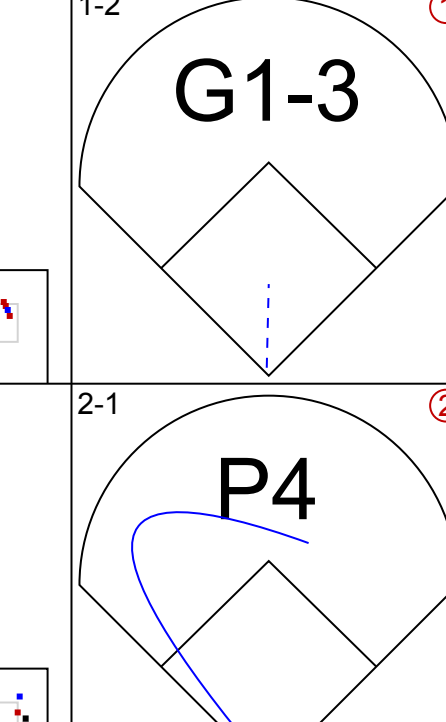

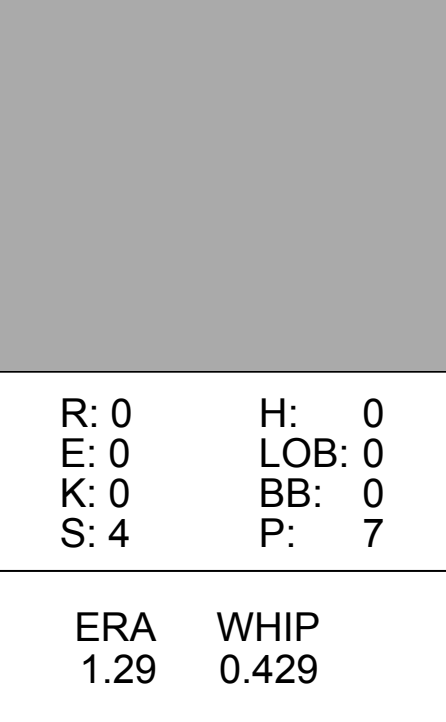
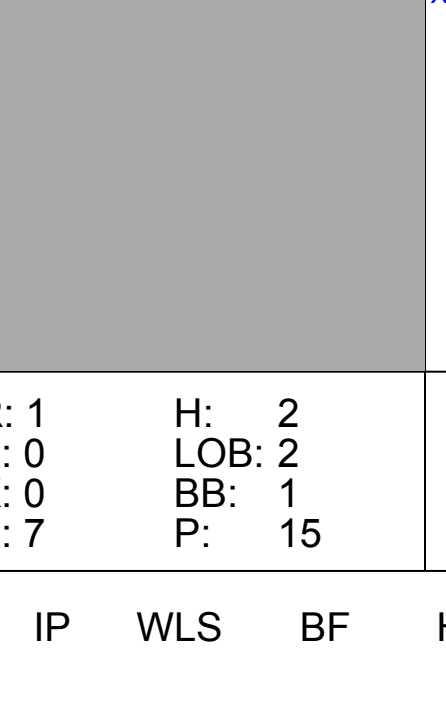
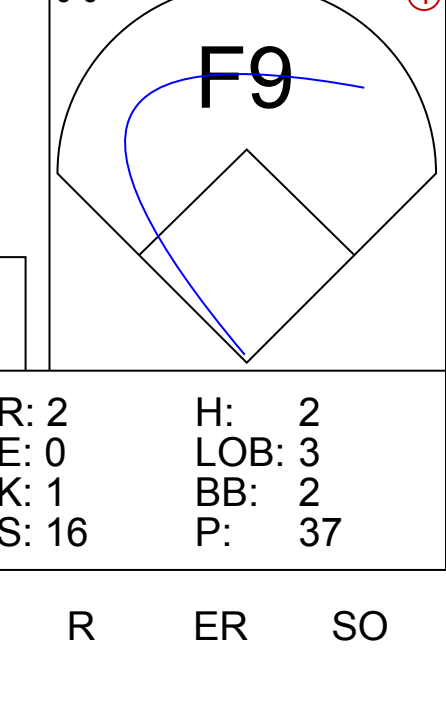
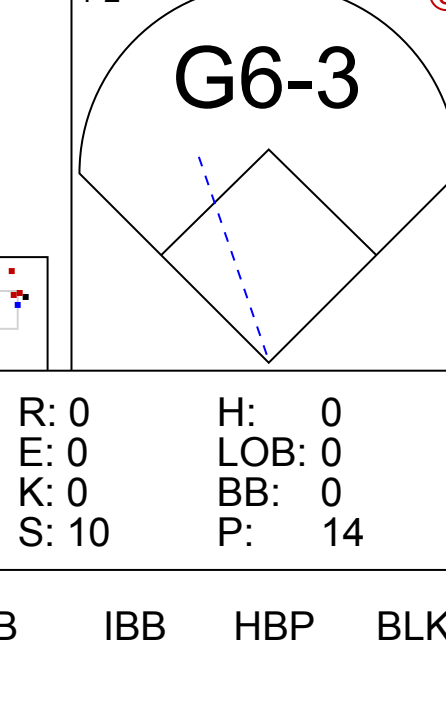

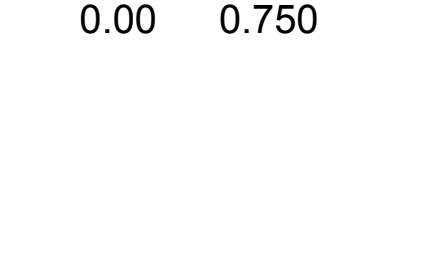










| Batter   | 1   | 2   | 3   | 4   | 5                             | 6   | 7   | 8   | 9   | AB                               | R                             | H                                | RBI                           | BB                               | SO                            | LOB                              | TOP                              |                                    |                         |        |
|--|---|---|---|---|-------------------------------|---|---|---|---|----------------------------------|-------------------------------|----------------------------------|-------------------------------|----------------------------------|-------------------------------|----------------------------------|----------------------------------|------------------------------------|-------------------------|--------|
| <b>3 Reed Johnson, R</b><br>OBP: 0.332, SLG: 0.417<br>(1, 7)   |   |     |   |     |                               |   |     |     |   | 5                                | 0                             | 1                                | 1                             | 0                                | 2                             | 0                                |                                  |                                    |                         |        |
| <b>15 Alex Rios, R</b><br>OBP: 0.324, SLG: 0.438<br>(1, 9)   |  |    |   |    |                               |   |    |    |   | 5                                | 1                             | 1                                | 0                             | 0                                | 1                             | 1                                |                                  |                                    |                         |        |
| <b>10 Vernon Wells, R</b><br>OBP: 0.317, SLG: 0.476<br>(1, 8)  |  |   |   |    |                               |    |    |    |   | 4                                | 2                             | 2                                | 1                             | 1                                | 0                             | 0                                |                                  |                                    |                         |        |
| <b>Shea Hillenbrand, R</b><br>OBP: 0.361, SLG: 0.448<br>(1, 5)   |   |   |   |   |                               |   |   |   |   | 5                                | 1                             | 2                                | 2                             | 0                                | 1                             | 1                                |                                  |                                    |                         |        |
| <b>2 Aaron Hill, R</b><br>OBP: 0.425, SLG: 0.496<br><b>Gabe Gross, L</b><br>OBP: 0.259, SLG: 0.280<br>(9, PH)<br>(9, 10) |   |  |  |  |                               |  |   |   |  |                                  | 4                             | 1                                | 1                             | 0                                | 0                             | 0                                | 1                                |                                    |                         |        |
| <b>9 Gregg Zaun, S</b><br>OBP: 0.382, SLG: 0.411<br><b>Ken Huckaby, R</b><br>OBP: 0.197, SLG: 0.143<br>(8, 2)            |   |  |  |  |                               |  |   |  |  |                                  | 3                             | 2                                | 2                             | 2                                | 1                             | 0                                | 0                                |                                    |                         |        |
| <b>Orlando Hudson, S</b><br>OBP: 0.303, SLG: 0.375<br>(1, 4)   |   |  |   |  |                               |  |   |  |  |                                  | 5                             | 1                                | 2                             | 0                                | 0                             | 0                                | 1                                |                                    |                         |        |
| <b>Eric Hinske, L</b><br>OBP: 0.326, SLG: 0.388<br>(1, 3)  |   |  |  |  |                               |  |   |  |  |                                  | 3                             | 2                                | 0                             | 0                                | 1                             | 0                                | 3                                |                                    |                         |        |
| <b>8 Russ Adams, L</b><br>OBP: 0.292, SLG: 0.432<br>(1, 6)   |   |  |   |  |                               |   |  |  |  |                                  | 4                             | 2                                | 2                             | 5                                | 0                             | 0                                | 0                                |                                    |                         |        |
| <b>Inning Stats</b>  | R: 0<br>E: 0<br>K: 1<br>S: 8  | H: 0<br>LOB: 0<br>BB: 0<br>P: 12  | R: 5<br>E: 1<br>K: 1<br>S: 15   | H: 4<br>LOB: 0<br>BB: 0<br>P: 26  | R: 1<br>E: 0<br>K: 0<br>S: 10 | H: 2<br>LOB: 2<br>BB: 1<br>P: 18  | R: 0<br>E: 0<br>K: 1<br>S: 7  | H: 0<br>LOB: 0<br>BB: 0<br>P: 9   | R: 0<br>E: 0<br>K: 0<br>S: 9  | H: 0<br>LOB: 0<br>BB: 0<br>P: 13 | R: 2<br>E: 0<br>K: 0<br>S: 15 | H: 2<br>LOB: 1<br>BB: 1<br>P: 26 | R: 4<br>E: 0<br>K: 0<br>S: 15 | H: 5<br>LOB: 1<br>BB: 1<br>P: 29 | R: 0<br>E: 0<br>K: 2<br>S: 10 | H: 0<br>LOB: 0<br>BB: 0<br>P: 12 | 1B: 7<br>2B: 4<br>3B: 0<br>HR: 2 | SF: 0<br>SAC: 0<br>DP: 1<br>HBP: 0 | WP: 0<br>PB: 1<br>CS: 0 | PA: 43 |
| <b>PITCHER</b>   | IP  | WLS   | BF  | H   | R                             | ER  | SO  | BB  | IBB   | HBP                              | BLK                           | WP                               | HR                            | S                                | P                             | ERA                              | WHIP                             |                                    |                         |        |
| <b>Mark Hendrickson, L</b><br>ERA: 6.06<br>(1, 1)  | 3.0   | L   | 17  | 6   | 6                             | 5   | 2   | 1   | 0   | 0                                | 0                             | 0                                | 2                             | 33                               | 56                            | 15.00                            | 2.333                            |                                    |                         |        |
| <b>Travis Harper, R</b><br>ERA: 8.59<br>(4, 1)   | 3.0   |   | 9   | 0   | 0                             | 0   | 2   | 0   | 0   | 0                                | 0                             | 0                                | 0                             | 23                               | 30                            | 0.00                             | 0.000                            |                                    |                         |        |
| <b>Lance Carter, R</b><br>ERA: 4.86<br>(7, 1)  | 1.0   |   | 6   | 2   | 2                             | 2   | 0   | 1   | 0   | 0                                | 0                             | 0                                | 0                             | 15                               | 26                            | 18.00                            | 3.000                            |                                    |                         |        |
| <b>Trevor Miller, L</b><br>ERA: 6.11<br>(8, 1)   | 0.2   |   | 7   | 5   | 4                             | 4   | 0   | 1   | 0   | 0                                | 0                             | 0                                | 0                             | 12                               | 25                            | 54.00                            | 9.000                            |                                    |                         |        |
| <b>54 Chad Orvella, R</b><br>ERA: 3.29<br>(8, 1)   | 1.1   |   | 4   | 0   | 0                             | 0   | 2   | 0   | 0   | 0                                | 0                             | 0                                | 0                             | 13                               | 16                            | 0.00                             | 0.000                            |                                    |                         |        |

**Toronto Blue Jays @ Tampa Bay Devil Rays**  
Tropicana Field, St. Petersburg, FL  
Wed Jun 29 2005, 12:15 PM EDT  
Att: 20,267 - Dome - 72 F

livebaseballscores.com

AB 40  
R 12  
H 13  
RBI 11  
BB 3  
SO 6  
LOB 7



| Batter   | 1   | 2   | 3   | 4   | 5  | 6   | 7   | 8   | 9   | AB                               | R                            | H                                | RBI                           | BB                               | SO                            | LOB                              | BOTTOM                           |                                    |                         |        |
|--|---|---|---|---|--|---|---|---|---|----------------------------------|------------------------------|----------------------------------|-------------------------------|----------------------------------|-------------------------------|----------------------------------|----------------------------------|------------------------------------|-------------------------|--------|
| <b>13 Carl Crawford, L</b><br>OBP: 0.310, SLG: 0.414<br>(1, 8)   |  |   |  |   |  |  |   |  |  | 4                                | 1                            | 1                                | 0                             | 0                                | 1                             | 1                                |                                  |                                    |                         |        |
| <b>Julio Lugo, R</b><br>OBP: 0.340, SLG: 0.359<br>(1, 6)   |  |   |   |  |  |   |  |  |  | 3                                | 0                            | 0                                | 0                             | 1                                | 0                             | 0                                |                                  |                                    |                         |        |
| <b>Aubrey Huff, L</b><br>OBP: 0.319, SLG: 0.361<br>(1, 9)  |  |   |   |  |  |   |  |  |  | 4                                | 1                            | 1                                | 0                             | 0                                | 2                             | 3                                |                                  |                                    |                         |        |
| <b>3 Jorge Cantu, R</b><br>OBP: 0.325, SLG: 0.500<br>(1, 5)  |   |  |   |  |  |   |  |  |  | 3                                | 0                            | 1                                | 1                             | 0                                | 0                             | 0                                |                                  |                                    |                         |        |
| <b>Eric Munson, L</b><br>OBP: 0.500, SLG: 0.286<br><b>Eduardo Perez, R</b><br>OBP: 0.365, SLG: 0.512<br>(8, PH)<br>(9, 10) |   |  |   |   |  |   |  |  |  | 2                                | 0                            | 0                                | 0                             | 1                                | 0                             | 0                                |                                  |                                    |                         |        |
| <b>31 Jonny Gomes, R</b><br>OBP: 0.398, SLG: 0.616<br>(1, 7)   |   |  |   |   |  |   |  |  |   | 3                                | 0                            | 0                                | 1                             | 0                                | 2                             | 3                                |                                  |                                    |                         |        |
| <b>Travis Lee, L</b><br>OBP: 0.333, SLG: 0.341<br>(1, 3)   |   |   |  |   |  |   |  |   |  | 4                                | 0                            | 0                                | 0                             | 0                                | 0                             | 2                                |                                  |                                    |                         |        |
| <b>Nick Green, R</b><br>OBP: 0.355, SLG: 0.393<br>(1, 4)   |   |   |   |  |  |  |   |  |  | 3                                | 1                            | 1                                | 0                             | 0                                | 1                             | 0                                |                                  |                                    |                         |        |
| <b>Kevin Cash, R</b><br>OBP: 0.190, SLG: 0.450<br>(1, 2)   |   |   |  |   |  |  |   |  |  | 4                                | 0                            | 0                                | 0                             | 0                                | 2                             | 2                                |                                  |                                    |                         |        |
| <b>Inning Stats</b>  | R: 0<br>E: 0<br>K: 2<br>S: 11   | H: 0<br>LOB: 0<br>BB: 0<br>P: 15  | R: 0<br>E: 0<br>K: 1<br>S: 8  | H: 0<br>LOB: 0<br>BB: 0<br>P: 10  | R: 0<br>E: 0<br>K: 1<br>S: 11  | H: 0<br>LOB: 1<br>BB: 0<br>P: 18  | R: 0<br>E: 0<br>K: 1<br>S: 9  | H: 0<br>LOB: 0<br>BB: 0<br>P: 13  | R: 0<br>E: 0<br>K: 2<br>S: 8  | H: 0<br>LOB: 0<br>BB: 0<br>P: 11 | R: 1<br>E: 0<br>K: 0<br>S: 7 | H: 2<br>LOB: 2<br>BB: 1<br>P: 15 | R: 2<br>E: 0<br>K: 1<br>S: 16 | H: 2<br>LOB: 3<br>BB: 2<br>P: 37 | R: 0<br>E: 0<br>K: 0<br>S: 10 | H: 0<br>LOB: 0<br>BB: 0<br>P: 14 | 1B: 4<br>2B: 0<br>3B: 0<br>HR: 0 | SF: 1<br>SAC: 0<br>DP: 0<br>HBP: 2 | WP: 0<br>PB: 0<br>CS: 0 | PA: 36 |
| <b>PITCHER</b>   | IP  | WLS   | BF  | H   | R  | ER  | SO  | BB  | IBB   | HBP                              | BLK                          | WP                               | HR                            | S                                | P                             | ERA                              | WHIP                             |                                    |                         |        |
| <b>Josh Towers, R</b><br>ERA: 4.23<br>(1, 1)   | 7.0   | W   | 25  | 1   | 1  | 1   | 7   | 1   | 0   | 1                                | 0                            | 0                                | 0                             | 58                               | 89                            | 1.29                             | 0.429                            |                                    |                         |        |
| <b>37 Scott Downs, L</b><br>ERA: 5.4<br>(8, 1)   | 0.2   |   | 6   | 2   | 2  | 2   | 0   | 1   | 0   | 1                                | 0                            | 0                                | 0                             | 12                               | 26                            | 27.00                            | 4.500                            |                                    |                         |        |
| <b>Justin Speier, R</b><br>ERA: 3.07<br>(8, 1)   | 1.1   |   | 5   | 0   | 0  | 0   | 1   | 1   | 0   | 0                                | 0                            | 0                                | 0                             | 14                               | 25                            | 0.00                             | 0.750                            |                                    |                         |        |

**Toronto Blue Jays @ Tampa Bay Devil Rays**  
Tropicana Field, St. Petersburg, FL  
Wed Jun 29 2005, 12:15 PM EDT  
Att: 20,267 - Dome - 72 F

livebaseballscores.com

AB 30  
R 3  
H 4  
RBI 3  
BB 3  
SO 8  
LOB 11










| Batter   | 1   | 2                                | 3                             | 4                                | 5                            | 6                                | 7                             | 8                                | 9                                  | AB R H RBI BB SO LOB            | TOP  |                               |   |                               |                                  |                               |                                  |                                   |                                    |                                  |        |  |  |  |  |  |  |
|--|---|----------------------------------|-------------------------------|----------------------------------|------------------------------|----------------------------------|-------------------------------|----------------------------------|------------------------------------|---------------------------------|--|-------------------------------|---|-------------------------------|----------------------------------|-------------------------------|----------------------------------|-----------------------------------|------------------------------------|----------------------------------|--------|--|--|--|--|--|--|
| <b>3 Reed Johnson, R</b><br>OBP: 0.338, SLG: 0.433       | G1-3  |                                  | HBP                           |                                  |                              | F7                               |                               | F9                               |                                    | 4 0 1 0 0 0 2                   | <b>Toronto Blue Jays @ Boston Red Sox</b><br>Fenway Park, Boston, MA<br>Sat Jul 02 2005, 7:05 PM EDT<br>Att: 35,268 - Partly Cloudy - 80 F |                               |   |                               |                                  |                               |                                  |                                   |                                    |                                  |        |  |  |  |  |  |  |
| <b>15 Alex Rios, R</b><br>OBP: 0.323, SLG: 0.430         | 1B  |                                  | FC5-4                         | K                                |                              |                                  | G6-3                          | K                                | 5 0 1 0 0 0 2 3                    |                                 |  |                               |   |                               |                                  |                               |                                  |                                   |                                    |                                  |        |  |  |  |  |  |  |
| <b>10 Vernon Wells, R</b><br>OBP: 0.311, SLG: 0.463      | K   |                                  | 1B                            | G3                               |                              |                                  | G4-3                          | F9                               | 5 0 1 0 0 0 1 3                    |                                 |  |                               |   |                               |                                  |                               |                                  |                                   |                                    |                                  |        |  |  |  |  |  |  |
| <b>Shea Hillenbrand, R</b><br>OBP: 0.365, SLG: 0.449     | FC6-4   |                                  | G6-3                          |                                  |                              |                                  | 1B                            | 2B                               | 5 0 2 0 0 0 0 3                    |                                 |  |                               |   |                               |                                  |                               |                                  |                                   |                                    |                                  |        |  |  |  |  |  |  |
| <b>2 Aaron Hill, R</b><br>OBP: 0.423, SLG: 0.493         |   | L5                               |                               | G4-3                             | E1                           |                                  | F8                            | 1B                               | 5 1 2 0 0 0 0 1                    |                                 |  |                               |   |                               |                                  |                               |                                  |                                   |                                    |                                  |        |  |  |  |  |  |  |
| <b>9 Gregg Zaun, S</b><br>OBP: 0.395, SLG: 0.409         | 3B  |                                  | G4-3                          | G3                               |                              |                                  |                               | P4                               | 4 1 1 0 1 0 0 4                    |                                 |  |                               |   |                               |                                  |                               |                                  |                                   |                                    |                                  |        |  |  |  |  |  |  |
| <b>Frank Menechino, R</b><br><b>Frank Catalanotto, L</b> | K   |                                  | 1B                            | 1B                               | G6-3                         |                                  | FC4-6                         | BB                               | 2 1 0 0 1 1 1 2<br>1 0 0 0 0 0 0 1 |                                 |  |                               |   |                               |                                  |                               |                                  |                                   |                                    |                                  |        |  |  |  |  |  |  |
| <b>Orlando Hudson, S</b><br>OBP: 0.310, SLG: 0.386       | 1H  |                                  | 1B                            | 1B                               |                              | K                                |                               | G6-3                             | 4 1 3 2 0 1 0 0                    |                                 |  |                               |   |                               |                                  |                               |                                  |                                   |                                    |                                  |        |  |  |  |  |  |  |
| <b>John McDonald, R</b><br>OBP: 0.333, SLG: 0.321        | K   |                                  | 1B                            | 1B                               |                              | G6-3                             |                               | G6-3                             | 4 0 1 2 0 1 0 3                    |                                 |  |                               |   |                               |                                  |                               |                                  |                                   |                                    |                                  |        |  |  |  |  |  |  |
| <b>Inning Stats</b>                                      | R: 0<br>E: 0<br>K: 1<br>S: 12                         | H: 1<br>LOB: 1<br>BB: 0<br>P: 16 | R: 1<br>E: 0<br>K: 2<br>S: 22 | H: 2<br>LOB: 1<br>BB: 0<br>P: 30 | R: 0<br>E: 0<br>K: 1<br>S: 8 | H: 1<br>LOB: 1<br>BB: 0<br>P: 11 | R: 3<br>E: 0<br>K: 1<br>S: 17 | H: 4<br>LOB: 2<br>BB: 1<br>P: 24 | R: 0<br>E: 0<br>K: 1<br>S: 5       | H: 0<br>LOB: 0<br>BB: 0<br>P: 6 |  | R: 0<br>E: 0<br>K: 0<br>S: 13 | H: 1<br>LOB: 1<br>BB: 0<br>P: 19                      | R: 0<br>E: 0<br>K: 0<br>S: 12 | H: 1<br>LOB: 2<br>BB: 0<br>P: 21 | R: 0<br>E: 0<br>K: 1<br>S: 12 | H: 2<br>LOB: 2<br>BB: 0<br>P: 20 | 1B: 10<br>2B: 1<br>3B: 1<br>HR: 0 | SF: 0<br>SAC: 0<br>DP: 1<br>HBP: 1 | WP: 0<br>PB: 0<br>SB: 0<br>CS: 0 | PA: 42 |  |  |  |  |  |  |
| <b>PITCHER</b>   | IP WLS BF H R ER SO BB IBB HBP BLK WP HR S P ERA WHIP |                                  |                               |                                  |                              |                                  |                               |                                  |                                    |                                 |  | <b>PITCHER</b>                | IP WLS BF H R ER SO BB IBB HBP BLK WP HR S P ERA WHIP |                               |                                  |                               |                                  |                                   |                                    |                                  |        |  |  |  |  |  |  |
| <b>David Wells, L</b><br>ERA: 5.04                       | 6.2   | 31                               | 9                             | 4                                | 4                            | 5                                | 1                             | 0                                | 0                                  | 0                               | 0  | 0                             | 0   | 83                            | 113                              | 5.40                          | 1.500                            |                                   |                                    |                                  |        |  |  |  |  |  |  |
| <b>50 Mike Timlin, R</b><br>ERA: 1.59                    | 0.1   | W                                | 2                             | 0                                | 0                            | 0                                | 1                             | 0                                | 0                                  | 0                               | 0  | 0                             | 0   | 4                             | 9                                | 0.00                          | 3.000                            |                                   |                                    |                                  |        |  |  |  |  |  |  |
| <b>Alan Embree, L</b><br>ERA: 7.68                       | 0.2   | H                                | 3                             | 1                                | 0                            | 0                                | 0                             | 0                                | 0                                  | 0                               | 0  | 0                             | 0   | 7                             | 11                               | 0.00                          | 1.500                            |                                   |                                    |                                  |        |  |  |  |  |  |  |
| <b>Keith Foulke, R</b><br>ERA: 5.82                      | 1.1   | S                                | 6                             | 2                                | 0                            | 0                                | 1                             | 0                                | 0                                  | 0                               | 0  | 0                             | 0   | 16                            | 25                               | 0.00                          | 1.500                            |                                   |                                    |                                  |        |  |  |  |  |  |  |

| Batter  | 1   | 2                                | 3                            | 4                                | 5                            | 6                                | 7                             | 8                                | 9                                  | AB R H RBI BB SO LOB             | BOTTOM   |                                  |   |                                  |                               |                                  |                                  |                                    |                                  |        |  |  |  |  |  |  |  |
|---|---|----------------------------------|------------------------------|----------------------------------|------------------------------|----------------------------------|-------------------------------|----------------------------------|------------------------------------|----------------------------------|--|----------------------------------|---|----------------------------------|-------------------------------|----------------------------------|----------------------------------|------------------------------------|----------------------------------|--------|--|--|--|--|--|--|--|
| <b>18 Johnny Damon, L</b><br>OBP: 0.386, SLG: 0.479 | B3  |                                  | 2B                           |                                  |                              | P4                               |                               | K                                |                                    | 5 1 2 0 0 1 3                    | <b>Toronto Blue Jays @ Boston Red Sox</b><br>Fenway Park, Boston, MA<br>Sat Jul 02 2005, 7:05 PM EDT<br>Att: 35,268 - Partly Cloudy - 80 F |                                  |   |                                  |                               |                                  |                                  |                                    |                                  |        |  |  |  |  |  |  |  |
| <b>Edgar Renteria, R</b><br>OBP: 0.323, SLG: 0.399  | 1B  |                                  | G6-3                         |                                  |                              | G5-3                             |                               | K                                | 5 0 2 0 0 1 4                      |                                  |  |                                  |   |                                  |                               |                                  |                                  |                                    |                                  |        |  |  |  |  |  |  |  |
| <b>34 David Ortiz, L</b><br>OBP: 0.388, SLG: 0.579  | K   |                                  |                              | 1B                               | WP                           |                                  | HR                            | 1B                               | 3 2 2 1 2 1 1 1                    |                                  |  |                                  |   |                                  |                               |                                  |                                  |                                    |                                  |        |  |  |  |  |  |  |  |
| <b>Manny Ramirez, R</b><br>OBP: 0.358, SLG: 0.550   | G6-3  |                                  |                              | 1B                               | F8                           |                                  | HR                            | L7                               | 5 1 2 2 0 0 5                      |                                  |  |                                  |   |                                  |                               |                                  |                                  |                                    |                                  |        |  |  |  |  |  |  |  |
| <b>Jason Varitek, S</b><br>OBP: 0.376, SLG: 0.549   |   | G5-3                             |                              | SF9                              |                              |                                  | F8                            |                                  | 3 1 1 1 0 0 0 0                    |                                  |  |                                  |   |                                  |                               |                                  |                                  |                                    |                                  |        |  |  |  |  |  |  |  |
| <b>Kevin Millar, R</b><br>OBP: 0.354, SLG: 0.382    |   | P3                               |                              | F9                               |                              |                                  |                               |                                  | 3 1 1 0 1 0 1 1                    |                                  |  |                                  |   |                                  |                               |                                  |                                  |                                    |                                  |        |  |  |  |  |  |  |  |
| <b>Ramón Vázquez, L</b><br><b>John Olerud, L</b>    |   |                                  |                              |                                  |                              | 1B                               | FC1-4                         | BB                               | 0 0 0 0 0 0 0 0<br>0 0 0 0 0 0 0 0 |                                  |  |                                  |   |                                  |                               |                                  |                                  |                                    |                                  |        |  |  |  |  |  |  |  |
| <b>Jay Payton, R</b><br>OBP: 0.315, SLG: 0.432      |   | G5-3                             |                              | K                                |                              |                                  |                               | K                                | 2 0 0 0 0 1 1 1<br>2 0 1 0 0 1 1 1 |                                  |  |                                  |   |                                  |                               |                                  |                                  |                                    |                                  |        |  |  |  |  |  |  |  |
| <b>Trot Nixon, L</b><br>OBP: 0.377, SLG: 0.477      |   |                                  |                              |                                  |                              |                                  |                               |                                  | 4 0 1 2 0 0 0 1                    |                                  |  |                                  |   |                                  |                               |                                  |                                  |                                    |                                  |        |  |  |  |  |  |  |  |
| <b>Bill Mueller, S</b><br>OBP: 0.384, SLG: 0.404    |   |                                  |                              | P4                               |                              | F8                               |                               | FC1-4                            | 4 0 1 2 0 0 0 1                    |                                  |  |                                  |   |                                  |                               |                                  |                                  |                                    |                                  |        |  |  |  |  |  |  |  |
| <b>Mark Bellhorn, S</b><br>OBP: 0.344, SLG: 0.387   |   |                                  |                              | K                                |                              | F7                               |                               | K                                | 4 0 1 0 0 2 2 2                    |                                  |  |                                  |   |                                  |                               |                                  |                                  |                                    |                                  |        |  |  |  |  |  |  |  |
| <b>Inning Stats</b>                                 | R: 0<br>E: 0<br>K: 1<br>S: 11                         | H: 1<br>LOB: 0<br>BB: 0<br>P: 17 | R: 0<br>E: 0<br>K: 0<br>S: 7 | H: 0<br>LOB: 0<br>BB: 0<br>P: 11 | R: 0<br>E: 0<br>K: 1<br>S: 8 | H: 1<br>LOB: 0<br>BB: 0<br>P: 10 | R: 1<br>E: 0<br>K: 1<br>S: 10 | H: 1<br>LOB: 1<br>BB: 1<br>P: 18 | R: 1<br>E: 0<br>K: 0<br>S: 10      | H: 3<br>LOB: 2<br>BB: 0<br>P: 18 | R: 2<br>E: 0<br>K: 1<br>S: 17  | H: 4<br>LOB: 0<br>BB: 0<br>P: 27 | R: 2<br>E: 0<br>K: 1<br>S: 14                         | H: 2<br>LOB: 1<br>BB: 1<br>P: 22 | R: 0<br>E: 0<br>K: 2<br>S: 12 | H: 1<br>LOB: 2<br>BB: 1<br>P: 23 | 1B: 8<br>2B: 4<br>3B: 0<br>HR: 1 | SF: 1<br>SAC: 0<br>DP: 0<br>HBP: 0 | WP: 1<br>PB: 0<br>SB: 1<br>CS: 0 | PA: 40 |  |  |  |  |  |  |  |
| <b>PITCHER</b>                                      | IP WLS BF H R ER SO BB IBB HBP BLK WP HR S P ERA WHIP |                                  |                              |                                  |                              |                                  |                               |                                  |                                    |                                  |  | <b>PITCHER</b>                   | IP WLS BF H R ER SO BB IBB HBP BLK WP HR S P ERA WHIP |                                  |                               |                                  |                                  |                                    |                                  |        |  |  |  |  |  |  |  |
| <b>39 Gustavo Chacin, L</b><br>ERA: 3.59            | 5.0   | 24                               | 8                            | 4                                | 4                            | 3                                | 1                             | 0                                | 0                                  | 0                                | 0  | 1                                | 17  | 30                               | 13.50                         | 3.750                            |                                  |                                    |                                  |        |  |  |  |  |  |  |  |
| <b>Pete Walker, R</b><br>ERA: 2.39                  | 1.1   | L                                | 9                            | 4                                | 2                            | 2                                | 1                             | 0                                | 0                                  | 0                                | 0  | 0                                | 0   | 13                               | 19                            | 0.00                             | 1.000                            |                                    |                                  |        |  |  |  |  |  |  |  |
| <b>Scott Schoeneweis, L</b><br>ERA: 4.97            | 1.0   |                                  | 4                            | 1                                | 0                            | 0                                | 2                             | 0                                | 0                                  | 0                                | 0  | 0                                | 0   | 5                                | 12                            | 0.00                             | 0.000                            |                                    |                                  |        |  |  |  |  |  |  |  |
| <b>Vinnie Chulk, R</b><br>ERA: 3.82                 | 0.2   |                                  | 3                            | 0                                | 0                            | 0                                | 1                             | 0                                | 1                                  | 0                                | 0  | 0                                | 0   | 5                                | 12                            | 0.00                             | 0.000                            |                                    |                                  |        |  |  |  |  |  |  |  |

|     |    |
|-----|----|
| AB  | 39 |
| R   | 4  |
| H   | 12 |
| RBI | 4  |
| BB  | 2  |
| SO  | 6  |
| LOB | 22 |



|     |    |
|-----|----|
| AB  | 36 |
| R   | 6  |
| H   | 13 |
| RBI | 6  |
| BB  | 3  |
| SO  | 7  |
| LOB | 19 |













| Batter                                       | 1                             | 2                                | 3                            | 4                                | 5                             | 6                                | 7                            | 8                                | 9                            | AB                               | R                            | H                                | RBI                           | BB                               | SO                           | LOB                             | TOP  |                                 |                                  |                                    |                                  |        |  |  |  |  |  |
|--|-------------------------------|----------------------------------|------------------------------|----------------------------------|-------------------------------|----------------------------------|------------------------------|----------------------------------|------------------------------|----------------------------------|------------------------------|----------------------------------|-------------------------------|----------------------------------|------------------------------|---------------------------------|--|---------------------------------|----------------------------------|------------------------------------|----------------------------------|--------|--|--|--|--|--|
| Jason Kendall, R<br>OBP: 0.352, SLG: 0.311   | F8                            |                                  | G3                           |                                  |                               | FC5-4<br>1B                      |                              | L3<br>1B                         |                              | 4                                | 0                            | 2                                | 0                             | 0                                | 0                            | 0                               | <b>Oakland Athletics @ Toronto Blue Jays</b><br>Rogers Centre, Toronto, ON<br>Wed Jul 06 2005, 7:07 PM EDT<br>Att: 21,208 - Partly Cloudy - 75 F |                                 |                                  |                                    |                                  |        |  |  |  |  |  |
| 21 Mark Kotsay, L<br>OBP: 0.340, SLG: 0.404  | K                             |                                  |                              |                                  |                               | P5                               |                              | L3                               |                              | 4                                | 0                            | 1                                | 0                             | 0                                | 1                            | 2                               |  |                                 |                                  |                                    |                                  |        |  |  |  |  |  |
| 7 Bobby Crosby, R<br>OBP: 0.396, SLG: 0.567  |                               |                                  | F9<br>1B                     |                                  |                               | FC5-4                            |                              | G5-3                             |                              | 4                                | 0                            | 1                                | 0                             | 0                                | 0                            | 2                               |  |                                 |                                  |                                    |                                  |        |  |  |  |  |  |
| 3 Eric Chavez, L<br>OBP: 0.335, SLG: 0.446   | G1-3                          |                                  |                              |                                  |                               | K                                |                              |                                  |                              | 4                                | 0                            | 0                                | 0                             | 0                                | 2                            | 2                               |  |                                 |                                  |                                    |                                  |        |  |  |  |  |  |
| 23 Bobby Kielty, S<br>OBP: 0.375, SLG: 0.416 |                               |                                  | G4-3                         |                                  |                               | K                                |                              |                                  |                              | 4                                | 0                            | 1                                | 0                             | 0                                | 1                            | 0                               |  |                                 |                                  |                                    |                                  |        |  |  |  |  |  |
| Eric Byrnes, R<br>OBP: 0.330, SLG: 0.448     |                               |                                  | P5                           |                                  |                               | K                                |                              |                                  |                              | 4                                | 0                            | 0                                | 0                             | 0                                | 2                            | 1                               |  |                                 |                                  |                                    |                                  |        |  |  |  |  |  |
| 29 Dan Johnson, L<br>OBP: 0.383, SLG: 0.434  |                               |                                  |                              |                                  |                               |                                  |                              |                                  |                              | 1                                | 0                            | 1                                | 0                             | 2                                | 0                            | 0                               |  |                                 |                                  |                                    |                                  |        |  |  |  |  |  |
| Nick Swisher, S<br>OBP: 0.306, SLG: 0.433    |                               |                                  | FC1-4<br>1B                  |                                  |                               | F7                               |                              |                                  |                              | 3                                | 0                            | 1                                | 0                             | 0                                | 0                            | 2                               |  |                                 |                                  |                                    |                                  |        |  |  |  |  |  |
| 14 Mark Ellis, R<br>OBP: 0.337, SLG: 0.356   |                               |                                  | F7                           |                                  |                               | G4-6-3                           |                              | G4-6-3                           |                              | 3                                | 0                            | 0                                | 0                             | 0                                | 0                            | 4                               |  |                                 |                                  |                                    |                                  |        |  |  |  |  |  |
| <b>Inning Stats</b>                          | R: 0<br>E: 0<br>K: 1<br>S: 10 | H: 1<br>LOB: 1<br>BB: 0<br>P: 14 | R: 0<br>E: 0<br>K: 0<br>S: 6 | H: 1<br>LOB: 1<br>BB: 0<br>P: 12 | R: 0<br>E: 0<br>K: 0<br>S: 16 | H: 1<br>LOB: 1<br>BB: 0<br>P: 24 | R: 0<br>E: 0<br>K: 3<br>S: 9 | H: 0<br>LOB: 0<br>BB: 0<br>P: 11 | R: 0<br>E: 0<br>K: 0<br>S: 6 | H: 0<br>LOB: 0<br>BB: 1<br>P: 11 | R: 0<br>E: 0<br>K: 1<br>S: 8 | H: 1<br>LOB: 1<br>BB: 0<br>P: 10 | R: 0<br>E: 0<br>K: 0<br>S: 13 | H: 2<br>LOB: 2<br>BB: 1<br>P: 19 | R: 0<br>E: 0<br>K: 0<br>S: 6 | H: 1<br>LOB: 0<br>BB: 0<br>P: 9 | R: 0<br>E: 0<br>K: 1<br>S: 6   | H: 0<br>LOB: 0<br>BB: 0<br>P: 9 | 1B: 6<br>2B: 2<br>3B: 0<br>HR: 0 | SF: 0<br>SAC: 0<br>DP: 3<br>HBP: 0 | WP: 0<br>PB: 0<br>SB: 0<br>CS: 0 | PA: 33 |  |  |  |  |  |
| <b>PITCHER</b>                               | IP                            | WLS                              | BF                           | H                                | R                             | ER                               | SO                           | BB                               | IBB                          | HBP                              | BLK                          | WP                               | HR                            | S                                | P                            | ERA                             | WHIP   |                                 |                                  |                                    |                                  |        |  |  |  |  |  |
| Ted Lilly, L<br>ERA: 5.42                    | 7.0                           | W                                | 27                           | 6                                | 0                             | 0                                | 5                            | 2                                | 0                            | 0                                | 0                            | 0                                | 0                             | 68                               | 101                          | 0.00                            | 1.143  |                                 |                                  |                                    |                                  |        |  |  |  |  |  |
| 54 Jason Frasor, R<br>ERA: 2.7               | 1.0                           | H                                | 3                            | 1                                | 0                             | 0                                | 0                            | 0                                | 0                            | 0                                | 0                            | 0                                | 0                             | 6                                | 9                            | 0.00                            | 1.000  |                                 |                                  |                                    |                                  |        |  |  |  |  |  |
| Justin Speier, R<br>ERA: 2.93                | 1.0                           |                                  | 3                            | 0                                | 0                             | 0                                | 1                            | 0                                | 0                            | 0                                | 0                            | 0                                | 0                             | 6                                | 9                            | 0.00                            | 0.000  |                                 |                                  |                                    |                                  |        |  |  |  |  |  |

| Batter   | 1                            | 2                                | 3                             | 4                                | 5                            | 6                               | 7                             | 8                                | 9                             | AB                               | R                            | H                                | RBI                          | BB                               | SO                            | LOB                              | BOTTOM   |                                    |                                  |        |  |  |  |  |  |  |  |
|--|------------------------------|----------------------------------|-------------------------------|----------------------------------|------------------------------|---------------------------------|-------------------------------|----------------------------------|-------------------------------|----------------------------------|------------------------------|----------------------------------|------------------------------|----------------------------------|-------------------------------|----------------------------------|--|------------------------------------|----------------------------------|--------|--|--|--|--|--|--|--|
| 8 Russ Adams, L<br>OBP: 0.307, SLG: 0.440      | K                            | G6-3                             |                               |                                  |                              |                                 |                               |                                  |                               | 4                                | 2                            | 2                                | 1                            | 1                                | 1                             | 2                                | <b>Oakland Athletics @ Toronto Blue Jays</b><br>Rogers Centre, Toronto, ON<br>Wed Jul 06 2005, 7:07 PM EDT<br>Att: 21,208 - Partly Cloudy - 75 F |                                    |                                  |        |  |  |  |  |  |  |  |
| Frank Catalanotto, L<br>OBP: 0.352, SLG: 0.389 | L5                           |                                  |                               |                                  |                              |                                 |                               |                                  |                               | 4                                | 0                            | 1                                | 0                            | 0                                | 0                             | 2                                |  |                                    |                                  |        |  |  |  |  |  |  |  |
| 3 Reed Johnson, R<br>OBP: 0.345, SLG: 0.458    |                              |                                  |                               |                                  |                              |                                 |                               |                                  |                               | 1                                | 1                            | 1                                | 2                            | 0                                | 0                             | 0                                |  |                                    |                                  |        |  |  |  |  |  |  |  |
| 10 Vernon Wells, R<br>OBP: 0.311, SLG: 0.470   |                              |                                  |                               |                                  |                              |                                 |                               |                                  |                               | 5                                | 1                            | 2                                | 3                            | 0                                | 0                             | 2                                |  |                                    |                                  |        |  |  |  |  |  |  |  |
| Shea Hillenbrand, R<br>OBP: 0.358, SLG: 0.440  |                              |                                  |                               |                                  |                              |                                 |                               |                                  |                               | 4                                | 0                            | 0                                | 1                            | 0                                | 0                             | 1                                |  |                                    |                                  |        |  |  |  |  |  |  |  |
| 2 Aaron Hill, R<br>OBP: 0.408, SLG: 0.490      |                              |                                  |                               |                                  |                              |                                 |                               |                                  |                               | 4                                | 0                            | 1                                | 0                            | 0                                | 0                             | 0                                |  |                                    |                                  |        |  |  |  |  |  |  |  |
| 9 Gregg Zaun, S<br>OBP: 0.386, SLG: 0.414      |                              |                                  |                               |                                  |                              |                                 |                               |                                  |                               | 3                                | 1                            | 1                                | 0                            | 1                                | 0                             | 2                                |  |                                    |                                  |        |  |  |  |  |  |  |  |
| Eric Hinske, L<br>OBP: 0.327, SLG: 0.391       |                              |                                  |                               |                                  |                              |                                 |                               |                                  |                               | 3                                | 0                            | 1                                | 0                            | 0                                | 1                             | 1                                |  |                                    |                                  |        |  |  |  |  |  |  |  |
| 15 Alex Rios, R<br>OBP: 0.324, SLG: 0.429      |                              |                                  |                               |                                  |                              |                                 |                               |                                  |                               | 2                                | 1                            | 0                                | 1                            | 1                                | 1                             | 1                                |  |                                    |                                  |        |  |  |  |  |  |  |  |
| Frank Menechino, R<br>OBP: 0.384, SLG: 0.375   |                              |                                  |                               |                                  |                              |                                 |                               |                                  |                               | 3                                | 2                            | 3                                | 0                            | 1                                | 0                             | 0                                |  |                                    |                                  |        |  |  |  |  |  |  |  |
| <b>Inning Stats</b>                            | R: 0<br>E: 0<br>K: 1<br>S: 9 | H: 1<br>LOB: 1<br>BB: 0<br>P: 14 | R: 1<br>E: 0<br>K: 0<br>S: 11 | H: 1<br>LOB: 2<br>BB: 2<br>P: 25 | R: 0<br>E: 0<br>K: 0<br>S: 5 | H: 0<br>LOB: 0<br>BB: 0<br>P: 8 | R: 0<br>E: 0<br>K: 2<br>S: 10 | H: 1<br>LOB: 1<br>BB: 0<br>P: 13 | R: 2<br>E: 0<br>K: 0<br>S: 11 | H: 4<br>LOB: 2<br>BB: 0<br>P: 17 | R: 0<br>E: 0<br>K: 0<br>S: 9 | H: 2<br>LOB: 2<br>BB: 0<br>P: 13 | R: 0<br>E: 0<br>K: 0<br>S: 9 | H: 0<br>LOB: 0<br>BB: 0<br>P: 13 | R: 5<br>E: 0<br>K: 0<br>S: 17 | H: 3<br>LOB: 0<br>BB: 2<br>P: 34 | 1B: 6<br>2B: 5<br>3B: 0<br>HR: 1   | SF: 2<br>SAC: 0<br>DP: 0<br>HBP: 1 | WP: 1<br>PB: 0<br>SB: 0<br>CS: 1 | PA: 40 |  |  |  |  |  |  |  |
| <b>PITCHER</b>                                 | IP                           | WLS                              | BF                            | H                                | R                            | ER                              | SO                            | BB                               | IBB                           | HBP                              | BLK                          | WP                               | HR                           | S                                | P                             | ERA                              | WHIP   |                                    |                                  |        |  |  |  |  |  |  |  |
| Joe Blanton, R<br>ERA: 4.44                    | 7.0                          | L                                | 32                            | 9                                | 3                            | 3                               | 3                             | 2                                | 0                             | 0                                | 0                            | 0                                | 0                            | 64                               | 103                           | 3.86                             | 1.571  |                                    |                                  |        |  |  |  |  |  |  |  |
| Keiichi Yabu, R<br>ERA: 4.42                   | 0.2                          |                                  | 4                             | 1                                | 2                            | 2                               | 0                             | 1                                | 0                             | 1                                | 0                            | 0                                | 0                            | 8                                | 18                            | 27.00                            | 3.000  |                                    |                                  |        |  |  |  |  |  |  |  |
| Ricardo Rincon, L<br>ERA: 4.22                 | 0.0                          |                                  | 1                             | 0                                | 0                            | 0                               | 0                             | 1                                | 0                             | 0                                | 0                            | 1                                | 0                            | 0                                | 4                             | ∞                                | ∞  |                                    |                                  |        |  |  |  |  |  |  |  |
| Ryan Glynn, R<br>ERA: 6.88                     | 0.1                          |                                  | 3                             | 2                                | 3                            | 3                               | 0                             | 0                                | 0                             | 0                                | 0                            | 0                                | 1                            | 9                                | 12                            | 81.00                            | 6.000  |                                    |                                  |        |  |  |  |  |  |  |  |









| Batter  | 1                            | 2                                | 3                             | 4                                | 5                             | 6                                | 7                            | 8                               | 9                            | AB                               | R                             | H                                | RBI                          | BB                               | SO                           | LOB                              | TOP                          |                                  |                                  |                                    |                                  |        |
|---|------------------------------|----------------------------------|-------------------------------|----------------------------------|-------------------------------|----------------------------------|------------------------------|---------------------------------|------------------------------|----------------------------------|-------------------------------|----------------------------------|------------------------------|----------------------------------|------------------------------|----------------------------------|------------------------------|----------------------------------|----------------------------------|------------------------------------|----------------------------------|--------|
| 8 Russ Adams, L (1,6)<br>OBP: 0.307, SLG: 0.429       | L8                           | K                                | BB                            |                                  |                               | FC4-6                            |                              |                                 | G5-3                         | 4                                | 0                             | 0                                | 0                            | 1                                | 1                            | 3                                |                              |                                  |                                  |                                    |                                  |        |
| Frank Catalanotto, L (1,10)<br>OBP: 0.355, SLG: 0.954 | K2-3                         | 1B                               | F9                            |                                  |                               | FC4                              |                              |                                 | F8                           | 5                                | 1                             | 1                                | 1                            | 0                                | 1                            | 3                                |                              |                                  |                                  |                                    |                                  |        |
| 10 Vernon Wells, R (1,8)<br>OBP: 0.314, SLG: 0.475    | G6-3                         | 1B                               | BB                            |                                  | G6-3                          | K                                |                              |                                 | 1B                           | 4                                | 0                             | 1                                | 0                            | 1                                | 1                            | 1                                |                              |                                  |                                  |                                    |                                  |        |
| Shea Hillenbrand, R (1,5)                             |                              | HBP                              |                               |                                  | K                             |                                  |                              | F8                              | F7                           | 4                                | 1                             | 1                                | 2                            | 0                                | 1                            | 1                                |                              |                                  |                                  |                                    |                                  |        |
| 9 Gregg Zaun, S (1,2)<br>OBP: 0.370, SLG: 0.414       |                              | BB                               |                               |                                  | F7                            |                                  |                              | G3                              |                              | 2                                | 1                             | 0                                | 0                            | 2                                | 0                            | 0                                |                              |                                  |                                  |                                    |                                  |        |
| Gabe Gross, L (1,7)<br>OBP: 0.293, SLG: 0.289         |                              |                                  |                               |                                  | K                             | G6-3                             |                              |                                 | K                            | 4                                | 0                             | 0                                | 0                            | 0                                | 2                            | 5                                |                              |                                  |                                  |                                    |                                  |        |
| Eric Hinske, L (1,3)<br>OBP: 0.321, SLG: 0.387        |                              | 15 1B                            | 2B                            |                                  | K                             | K                                |                              |                                 | K                            | 4                                | 1                             | 1                                | 1                            | 0                                | 3                            | 0                                |                              |                                  |                                  |                                    |                                  |        |
| 15 Alex Rios, R (1,9)<br>OBP: 0.322, SLG: 0.425       |                              | 1B                               | 1B                            |                                  | K                             | G1-3                             |                              |                                 | K                            | 4                                | 1                             | 1                                | 2                            | 0                                | 2                            | 0                                |                              |                                  |                                  |                                    |                                  |        |
| Frank Menechino, R (1,4)<br>OBP: 0.393, SLG: 0.365    |                              | 2H                               | 3H                            |                                  | 10 BB                         | 1B                               |                              |                                 | F9                           | 2                                | 1                             | 1                                | 0                            | 2                                | 0                            | 0                                |                              |                                  |                                  |                                    |                                  |        |
| John McDonald, R (8,4)<br>OBP: 0.326, SLG: 0.313      |                              | 1B                               | 1B                            |                                  | 8 BB                          | FC4-6                            |                              |                                 |                              | 0                                | 0                             | 0                                | 0                            | 0                                | 0                            | 0                                |                              |                                  |                                  |                                    |                                  |        |
| <b>Inning Stats</b>                                   | R: 0<br>E: 0<br>K: 1<br>S: 9 | H: 0<br>LOB: 0<br>BB: 0<br>P: 12 | R: 6<br>E: 0<br>K: 2<br>S: 34 | H: 5<br>LOB: 3<br>BB: 3<br>P: 54 | R: 0<br>E: 0<br>K: 2<br>S: 16 | H: 0<br>LOB: 2<br>BB: 2<br>P: 28 | R: 0<br>E: 0<br>K: 1<br>S: 6 | H: 0<br>LOB: 0<br>BB: 0<br>P: 9 | R: 0<br>E: 0<br>K: 1<br>S: 9 | H: 0<br>LOB: 0<br>BB: 0<br>P: 11 | R: 0<br>E: 0<br>K: 1<br>S: 10 | H: 0<br>LOB: 1<br>BB: 1<br>P: 19 | R: 0<br>E: 0<br>K: 1<br>S: 9 | H: 0<br>LOB: 0<br>BB: 0<br>P: 12 | R: 0<br>E: 0<br>K: 2<br>S: 8 | H: 0<br>LOB: 0<br>BB: 0<br>P: 12 | R: 0<br>E: 0<br>K: 0<br>S: 9 | H: 1<br>LOB: 1<br>BB: 0<br>P: 12 | 1B: 5<br>2B: 1<br>3B: 0<br>HR: 0 | SF: 0<br>SAC: 0<br>DP: 0<br>HBP: 1 | WP: 0<br>PB: 0<br>SB: 0<br>CS: 0 | PA: 40 |
| <b>PITCHER</b>  | IP                           | WLS                              | BF                            | H                                | R                             | ER                               | SO                           | BB                              | IBB                          | HBP                              | BLK                           | WP                               | HR                           | S                                | P                            | ERA                              | WHIP                         |                                  |                                  |                                    |                                  |        |
| John Wasdin, R (1,1)<br>ERA: 3.29                     | 1.2                          |                                  | 13                            | 5                                | 6                             | 6                                | 3                            | 2                               | 0                            | 1                                | 0                             | 0                                | 0                            | 38                               | 57                           | 32.40                            | 4.200                        |                                  |                                  |                                    |                                  |        |
| 53 Joaquin Benoit, R (2,1)<br>ERA: 0.93               | 2.1                          |                                  | 10                            | 0                                | 0                             | 0                                | 3                            | 3                               | 0                            | 0                                | 0                             | 0                                | 0                            | 27                               | 46                           | 0.00                             | 1.286                        |                                  |                                  |                                    |                                  |        |
| 32 Ron Mahay, L (5,1)<br>ERA: 6.51                    | 1.2                          |                                  | 6                             | 0                                | 0                             | 0                                | 1                            | 1                               | 0                            | 0                                | 0                             | 0                                | 0                            | 16                               | 27                           | 0.00                             | 0.600                        |                                  |                                  |                                    |                                  |        |
| Doug Brocail, R (6,1)<br>ERA: 4.54                    | 2.1                          |                                  | 7                             | 0                                | 0                             | 0                                | 4                            | 0                               | 0                            | 0                                | 0                             | 0                                | 0                            | 20                               | 27                           | 0.00                             | 0.000                        |                                  |                                  |                                    |                                  |        |
| Brian Shouse, L (9,1)<br>ERA: 3.99                    | 0.2                          |                                  | 2                             | 0                                | 0                             | 0                                | 0                            | 0                               | 0                            | 0                                | 0                             | 0                                | 0                            | 4                                | 6                            | 0.00                             | 0.000                        |                                  |                                  |                                    |                                  |        |

Toronto Blue Jays @ Texas Rangers  
Ameriquest Field, Arlington, TX  
Fri Jul 08 2005, 8:05 PM EDT  
Att: 30,242 - Clear - 91 F

AB 33  
R 6  
H 6  
RBI 6  
BB 6  
SO 11  
LOB 13



| Batter  | 1                             | 2                                | 3                             | 4                                | 5                            | 6                               | 7                             | 8                                | 9                             | AB                               | R                            | H                                | RBI                          | BB                               | SO                           | LOB                              | BOTTOM                       |                                  |                                   |                                    |                                  |        |
|---|-------------------------------|----------------------------------|-------------------------------|----------------------------------|------------------------------|---------------------------------|-------------------------------|----------------------------------|-------------------------------|----------------------------------|------------------------------|----------------------------------|------------------------------|----------------------------------|------------------------------|----------------------------------|------------------------------|----------------------------------|-----------------------------------|------------------------------------|----------------------------------|--------|
| David Dellucci, L (1,10)<br>OBP: 0.406, SLG: 0.537  | K                             | K                                |                               | K                                | G4-3                         |                                 |                               | K                                |                               | 5                                | 0                            | 0                                | 0                            | 0                                | 4                            | 6                                |                              |                                  |                                   |                                    |                                  |        |
| 10 Michael Young, R (1,6)<br>OBP: 0.379, SLG: 0.530 | HR                            | 1B                               |                               | 9 1B                             | 3B                           | G4-3                            |                               | 23 G5-4-3                        | 1B                            | 5                                | 2                            | 4                                | 3                            | 0                                | 0                            | 0                                |                              |                                  |                                   |                                    |                                  |        |
| 23 Mark Teixeira, S (1,3)<br>OBP: 0.356, SLG: 0.542 | G3                            | K                                |                               | 9 1B                             | HBP                          | 1B                              |                               | G5-4-3                           |                               | 4                                | 0                            | 1                                | 0                            | 0                                | 1                            | 4                                |                              |                                  |                                   |                                    |                                  |        |
| 9 Hank Blalock, L (1,5)<br>OBP: 0.345, SLG: 0.477   | 1B                            | 1B                               |                               | HR                               | FC6-4                        | 1B                              |                               | F7                               | E5                            | 5                                | 2                            | 3                                | 2                            | 0                                | 0                            | 1                                |                              |                                  |                                   |                                    |                                  |        |
| Alfonso Soriano, R (1,4)<br>OBP: 0.308, SLG: 0.527  | 1B                            |                                  |                               | G6-3                             | FC6-4                        | F8                              |                               | F8                               | E S                           | 5                                | 1                            | 2                                | 1                            | 0                                | 0                            | 3                                |                              |                                  |                                   |                                    |                                  |        |
| Kevin Mench, R (1,7)<br>OBP: 0.352, SLG: 0.540      | K                             |                                  |                               | G1-3                             |                              | G6-3                            | 1B                            | P4                               | F9                            | 5                                | 0                            | 1                                | 0                            | 0                                | 1                            | 3                                |                              |                                  |                                   |                                    |                                  |        |
| Laynce Nix, L (1,8)<br>OBP: 0.269, SLG: 0.399       |                               | E4                               | L9                            |                                  | G6-3                         | 1B                              |                               | F7                               | FC6                           | 4                                | 1                            | 1                                | 0                            | 1                                | 0                            | 0                                |                              |                                  |                                   |                                    |                                  |        |
| Rod Barajas, R (1,2)<br>OBP: 0.319, SLG: 0.417      | G5-3                          |                                  |                               | FC3-6                            | 1B                           | G6-3                            |                               | K                                | FC6                           | 5                                | 0                            | 1                                | 1                            | 0                                | 1                            | 4                                |                              |                                  |                                   |                                    |                                  |        |
| Gary Matthews, S (1,9)<br>OBP: 0.289, SLG: 0.402    | 10 1B                         |                                  |                               | FC3-6                            | 10 3B                        |                                 |                               | 10 1B                            |                               | 2                                | 1                            | 1                                | 0                            | 2                                | 0                            | 1                                |                              |                                  |                                   |                                    |                                  |        |
| <b>Inning Stats</b>                                 | R: 1<br>E: 0<br>K: 2<br>S: 15 | H: 3<br>LOB: 2<br>BB: 0<br>P: 18 | R: 1<br>E: 1<br>K: 2<br>S: 17 | H: 2<br>LOB: 0<br>BB: 0<br>P: 23 | R: 1<br>E: 0<br>K: 0<br>S: 5 | H: 1<br>LOB: 0<br>BB: 0<br>P: 9 | R: 2<br>E: 0<br>K: 1<br>S: 14 | H: 3<br>LOB: 2<br>BB: 0<br>P: 20 | R: 0<br>E: 0<br>K: 0<br>S: 12 | H: 2<br>LOB: 2<br>BB: 1<br>P: 20 | R: 0<br>E: 0<br>K: 0<br>S: 8 | H: 1<br>LOB: 1<br>BB: 0<br>P: 18 | R: 0<br>E: 0<br>K: 1<br>S: 9 | H: 0<br>LOB: 0<br>BB: 0<br>P: 12 | R: 0<br>E: 0<br>K: 1<br>S: 9 | H: 1<br>LOB: 1<br>BB: 1<br>P: 15 | R: 2<br>E: 1<br>K: 0<br>S: 7 | H: 1<br>LOB: 2<br>BB: 1<br>P: 12 | 1B: 11<br>2B: 0<br>3B: 1<br>HR: 2 | SF: 0<br>SAC: 0<br>DP: 2<br>HBP: 1 | WP: 0<br>PB: 0<br>SB: 1<br>CS: 0 | PA: 44 |
| <b>PITCHER</b>                                      | IP                            | WLS                              | BF                            | H                                | R                            | ER                              | SO                            | BB                               | IBB                           | HBP                              | BLK                          | WP                               | HR                           | S                                | P                            | ERA                              | WHIP                         |                                  |                                   |                                    |                                  |        |
| 32 Roy Halladay, R (1,1)<br>ERA: 2.41               | 2.2                           |                                  | 15                            | 6                                | 3                            | 2                               | 4                             | 0                                | 0                             | 0                                | 0                            | 0                                | 0                            | 36                               | 48                           | 6.75                             | 2.250                        |                                  |                                   |                                    |                                  |        |
| 54 Jason Frasor, R (3,1)<br>ERA: 3.08               | 1.1                           |                                  | 8                             | 3                                | 2                            | 2                               | 1                             | 0                                | 0                             | 1                                | 0                            | 0                                | 0                            | 15                               | 22                           | 13.50                            | 2.250                        |                                  |                                   |                                    |                                  |        |
| Pete Walker, R (5,1)<br>ERA: 2.95                   | 2.0                           |                                  | 9                             | 3                                | 0                            | 0                               | 0                             | 1                                | 0                             | 0                                | 0                            | 0                                | 0                            | 20                               | 38                           | 0.00                             | 2.000                        |                                  |                                   |                                    |                                  |        |
| Justin Speier, R (7,1)<br>ERA: 2.81                 | 1.1                           | H                                | 5                             | 0                                | 0                            | 0                               | 2                             | 1                                | 0                             | 0                                | 0                            | 0                                | 0                            | 13                               | 21                           | 0.00                             | 0.750                        |                                  |                                   |                                    |                                  |        |
| Scott Schoeneweis, L (8,1)<br>ERA: 4.5              | 0.2                           | H                                | 2                             | 1                                | 0                            | 0                               | 0                             | 0                                | 0                             | 0                                | 0                            | 0                                | 0                            | 5                                | 6                            | 0.00                             | 1.500                        |                                  |                                   |                                    |                                  |        |

Toronto Blue Jays @ Texas Rangers  
Ameriquest Field, Arlington, TX  
Fri Jul 08 2005, 8:05 PM EDT  
Att: 30,242 - Clear - 91 F

AB 40  
R 7  
H 14  
RBI 7  
BB 3  
SO 7  
LOB 22





| Batter   | 1                             | 2                                | 3                            | 4                                | 5                            | 6                               | 7                            | 8                                | 9                             | AB                               | R                            | H                               | RBI                          | BB                              | SO                            | LOB                              | TOP                               |                                    |                                  |        |  |  |  |  |  |  |  |
|--|-------------------------------|----------------------------------|------------------------------|----------------------------------|------------------------------|---------------------------------|------------------------------|----------------------------------|-------------------------------|----------------------------------|------------------------------|---------------------------------|------------------------------|---------------------------------|-------------------------------|----------------------------------|-----------------------------------|------------------------------------|----------------------------------|--------|--|--|--|--|--|--|--|
| 3 Reed Johnson, R<br>OBP: 0.341, SLG: 0.445    | 3-1<br>F9                     | 3-1<br>G1-3                      |                              |                                  | 1-1<br>G6-3                  |                                 | 0-1<br>G4-3                  |                                  | 2-2<br>15 1B                  | 5                                | 1                            | 1                               | 0                            | 0                               | 0                             | 1                                |                                   |                                    |                                  |        |  |  |  |  |  |  |  |
| 15 Alex Rios, R<br>OBP: 0.323, SLG: 0.428      | 1-0<br>10 1B                  |                                  |                              | 0-0<br>G6-3                      |                              | 2-3<br>K                        |                              | 1-1<br>F9                        | 3-2<br>10 F<br>2 10 1B        | 5                                | 2                            | 2                               | 1                            | 0                               | 1                             | 0                                |                                   |                                    |                                  |        |  |  |  |  |  |  |  |
| 10 Vernon Wells, R<br>OBP: 0.318, SLG: 0.477   | 0-0<br>HR                     |                                  | 2-1<br>G6-4-3                |                                  | 1-2<br>F7                    |                                 |                              | 0-0<br>F9                        | 0-0<br>E8                     | 5                                | 1                            | 3                               | 3                            | 0                               | 0                             | 0                                |                                   |                                    |                                  |        |  |  |  |  |  |  |  |
| Shea Hillenbrand, R<br>OBP: 0.358, SLG: 0.446  | 2-2<br>HR                     |                                  | 0-0<br>G6-4-3                |                                  |                              |                                 | 0-1<br>G4-3                  | 0-2<br>L5                        | 3-3<br>K                      | 3                                | 1                            | 1                               | 2                            | 0                               | 0                             | 1                                |                                   |                                    |                                  |        |  |  |  |  |  |  |  |
| Eric Hinske, L<br>OBP: 0.319, SLG: 0.384       | 1-H                           |                                  | 1-2                          |                                  |                              |                                 |                              |                                  |                               | 2                                | 0                            | 0                               | 0                            | 0                               | 1                             | 2                                |                                   |                                    |                                  |        |  |  |  |  |  |  |  |
| 2 Aaron Hill, R<br>OBP: 0.399, SLG: 0.478      | 2-0<br>G1-3                   |                                  |                              | 0-0<br>G1-3                      |                              | 0-3<br>K                        |                              |                                  | HR<br>1B                      | 4                                | 1                            | 1                               | 1                            | 0                               | 1                             | 0                                |                                   |                                    |                                  |        |  |  |  |  |  |  |  |
| Frank Menechino, R<br>OBP: 0.402, SLG: 0.371   | 3-1<br>G4-3                   |                                  |                              | 3-1<br>FC4-6                     |                              | 1-0<br>1B                       |                              |                                  | HR<br>HBP                     | 4                                | 1                            | 2                               | 0                            | 0                               | 1                             | 1                                |                                   |                                    |                                  |        |  |  |  |  |  |  |  |
| Frank Catalanotto, L<br>OBP: 0.359, SLG: 0.414 |                               | 2-1<br>2B                        |                              | 0-1<br>FC4-6                     |                              | 3-3<br>K                        |                              |                                  | 0-1<br>HR                     | 4                                | 1                            | 2                               | 3                            | 0                               | 1                             | 2                                |                                   |                                    |                                  |        |  |  |  |  |  |  |  |
| John McDonald, R<br>OBP: 0.333, SLG: 0.322     | 2-2<br>G6-3                   |                                  |                              | 1-0<br>SAFE                      |                              | 0-2<br>G6-3                     |                              |                                  | 0-1<br>3 1B<br>15 1B          | 4                                | 1                            | 2                               | 0                            | 0                               | 0                             | 1                                |                                   |                                    |                                  |        |  |  |  |  |  |  |  |
| Ken Huckaby, R<br>OBP: 0.212, SLG: 0.164       | 2-0<br>L9                     |                                  |                              | 1-2<br>1B                        |                              | 1-0<br>G6-3                     |                              |                                  | 0-0<br>15 1B<br>10 1B         | 4                                | 1                            | 1                               | 0                            | 0                               | 0                             | 3                                |                                   |                                    |                                  |        |  |  |  |  |  |  |  |
| <b>Inning Stats</b>                            | R: 3<br>E: 0<br>K: 0<br>S: 12 | H: 3<br>LOB: 0<br>BB: 0<br>P: 23 | R: 0<br>E: 0<br>K: 0<br>S: 8 | H: 1<br>LOB: 1<br>BB: 0<br>P: 17 | R: 0<br>E: 0<br>K: 0<br>S: 4 | H: 1<br>LOB: 0<br>BB: 0<br>P: 6 | R: 0<br>E: 0<br>K: 0<br>S: 7 | H: 2<br>LOB: 2<br>BB: 0<br>P: 11 | R: 0<br>E: 0<br>K: 2<br>S: 10 | H: 1<br>LOB: 1<br>BB: 0<br>P: 14 | R: 0<br>E: 0<br>K: 0<br>S: 6 | H: 0<br>LOB: 0<br>BB: 0<br>P: 7 | R: 0<br>E: 0<br>K: 0<br>S: 6 | H: 0<br>LOB: 0<br>BB: 0<br>P: 7 | R: 7<br>E: 1<br>K: 2<br>S: 25 | H: 7<br>LOB: 1<br>BB: 0<br>P: 38 | 1B: 11<br>2B: 2<br>3B: 0<br>HR: 2 | SF: 1<br>SAC: 0<br>DP: 1<br>HBP: 1 | WP: 0<br>PB: 0<br>SB: 0<br>CS: 0 | PA: 42 |  |  |  |  |  |  |  |
| <b>PITCHER</b>                                 | IP                            | WLS                              | BF                           | H                                | R                            | ER                              | SO                           | BB                               | IBB                           | HBP                              | BLK                          | WP                              | HR                           | S                               | P                             | ERA                              | WHIP                              |                                    |                                  |        |  |  |  |  |  |  |  |
| Kenny Rogers, L<br>ERA: 2.54                   | 7.0                           | W                                | 28                           | 8                                | 3                            | 3                               | 3                            | 0                                | 0                             | 0                                | 0                            | 0                               | 1                            | 55                              | 90                            | 3.86                             | 1.143                             |                                    |                                  |        |  |  |  |  |  |  |  |
| 43 Kameron Loe, R<br>ERA: 4.26                 | 1.0                           |                                  | 3                            | 0                                | 0                            | 0                               | 0                            | 0                                | 0                             | 0                                | 0                            | 0                               | 0                            | 6                               | 7                             | 0.00                             | 0.000                             |                                    |                                  |        |  |  |  |  |  |  |  |
| Juan Dominguez, R<br>ERA: 5.11                 | 0.0                           |                                  | 5                            | 4                                | 5                            | 5                               | 0                            | 0                                | 0                             | 1                                | 0                            | 0                               | 1                            | 7                               | 9                             | =                                | =                                 |                                    |                                  |        |  |  |  |  |  |  |  |
| Doug Brocail, R<br>ERA: 4.76                   | 0.0                           |                                  | 2                            | 2                                | 0                            | 0                               | 0                            | 0                                | 0                             | 0                                | 0                            | 0                               | 0                            | 9                               | 14                            | =                                | =                                 |                                    |                                  |        |  |  |  |  |  |  |  |
| Francisco Cordero, R<br>ERA: 3.44              | 1.0                           | S                                | 4                            | 1                                | 2                            | 1                               | 2                            | 0                                | 0                             | 0                                | 0                            | 0                               | 0                            | 9                               | 15                            | 9.00                             | 1.000                             |                                    |                                  |        |  |  |  |  |  |  |  |

Toronto Blue Jays @ Texas Rangers  
Ameriquest Field, Arlington, TX  
Sat Jul 09 2005, 8:05 PM EDT  
Att: 36,285 - Clear - 91 F

livebaseballscorecards.com

AB 40  
R 10  
H 15  
RBI 10  
BB 0  
SO 5  
LOB 11



| Batter  | 1                            | 2                               | 3                             | 4                                | 5                             | 6                                | 7                             | 8                                | 9                            | AB                              | R                             | H                                | RBI                          | BB                               | SO                           | LOB                              | BOTTOM                           |                                    |                                  |        |  |  |  |  |  |  |  |
|---|------------------------------|---------------------------------|-------------------------------|----------------------------------|-------------------------------|----------------------------------|-------------------------------|----------------------------------|------------------------------|---------------------------------|-------------------------------|----------------------------------|------------------------------|----------------------------------|------------------------------|----------------------------------|----------------------------------|------------------------------------|----------------------------------|--------|--|--|--|--|--|--|--|
| Gary Matthews, S<br>OBP: 0.287, SLG: 0.413      | 1-1<br>G5-3                  |                                 | 1-2<br>HR                     | 1-3<br>K                         |                               | 1-1<br>FC4-6                     |                               | 1-2<br>G4-3                      |                              | 5                               | 2                             | 1                                | 2                            | 0                                | 1                            | 3                                |                                  |                                    |                                  |        |  |  |  |  |  |  |  |
| 10 Michael Young, R<br>OBP: 0.377, SLG: 0.528   | 1-0<br>G4-3                  |                                 | 1-2<br>23 1B                  | 1-0<br>F9                        |                               | 2-3<br>K                         |                               | 0-0<br>G6-3                      |                              | 5                               | 1                             | 1                                | 0                            | 0                                | 1                            | 3                                |                                  |                                    |                                  |        |  |  |  |  |  |  |  |
| Marshall McDougall, R<br>OBP: 0.400, SLG: 0.400 |                              |                                 |                               |                                  |                               |                                  |                               |                                  |                              | 0                               | 0                             | 0                                | 0                            | 0                                | 0                            | 0                                |                                  |                                    |                                  |        |  |  |  |  |  |  |  |
| 23 Mark Teixeira, S<br>OBP: 0.362, SLG: 0.563   | 0-3<br>K                     |                                 | 0-0<br>HR                     | 2-1<br>HR                        |                               | 1-0<br>HR                        |                               | 2-1<br>1B                        |                              | 5                               | 3                             | 4                                | 6                            | 0                                | 1                            | 0                                |                                  |                                    |                                  |        |  |  |  |  |  |  |  |
| 9 Hank Blalock, L<br>OBP: 0.346, SLG: 0.477     |                              | 3-2<br>F7                       | 4-1<br>HR                     | 2-3<br>K                         |                               | 2-2<br>2B                        |                               | 1-0<br>G4-3                      |                              | 4                               | 1                             | 1                                | 0                            | 1                                | 1                            | 1                                |                                  |                                    |                                  |        |  |  |  |  |  |  |  |
| Alfonso Soriano, R<br>OBP: 0.307, SLG: 0.533    |                              | 2-2<br>G4-3                     | 2-0<br>HR                     |                                  | 0-0<br>F8                     | 0-2<br>G3                        |                               |                                  |                              | 4                               | 1                             | 1                                | 3                            | 0                                | 0                            | 1                                |                                  |                                    |                                  |        |  |  |  |  |  |  |  |
| Kevin Mench, R<br>OBP: 0.354, SLG: 0.550        |                              | 3-2<br>G6-3                     | 3-1<br>HR                     |                                  | 2-2<br>F7                     |                                  | 3-2<br>G5-4-3                 |                                  |                              | 4                               | 1                             | 2                                | 1                            | 0                                | 0                            | 0                                |                                  |                                    |                                  |        |  |  |  |  |  |  |  |
| Richard Hidalgo, R<br>OBP: 0.285, SLG: 0.407    |                              |                                 | G5-3                          |                                  | 1-0<br>F9                     |                                  | 2-1<br>G5-4-3                 |                                  |                              | 4                               | 0                             | 2                                | 0                            | 0                                | 0                            | 0                                |                                  |                                    |                                  |        |  |  |  |  |  |  |  |
| Rod Barajas, R<br>OBP: 0.318, SLG: 0.418        |                              |                                 | L8                            |                                  |                               | 0-0<br>FC4-6                     |                               | 1-0<br>G5-4-3                    |                              | 4                               | 1                             | 1                                | 0                            | 0                                | 0                            | 3                                |                                  |                                    |                                  |        |  |  |  |  |  |  |  |
| Mark DeRosa, R<br>OBP: 0.280, SLG: 0.318        |                              |                                 | HR                            |                                  | 0-1<br>HR                     |                                  | 4-1<br>FC4-6                  |                                  | 1-0<br>F9                    | 3                               | 2                             | 2                                | 0                            | 1                                | 0                            | 1                                |                                  |                                    |                                  |        |  |  |  |  |  |  |  |
| <b>Inning Stats</b>                             | R: 0<br>E: 0<br>K: 1<br>S: 6 | H: 0<br>LOB: 0<br>BB: 0<br>P: 8 | R: 0<br>E: 0<br>K: 0<br>S: 10 | H: 0<br>LOB: 0<br>BB: 0<br>P: 18 | R: 7<br>E: 0<br>K: 0<br>S: 23 | H: 7<br>LOB: 1<br>BB: 1<br>P: 41 | R: 2<br>E: 0<br>K: 2<br>S: 11 | H: 2<br>LOB: 0<br>BB: 0<br>P: 17 | R: 0<br>E: 0<br>K: 0<br>S: 5 | H: 0<br>LOB: 0<br>BB: 0<br>P: 8 | R: 3<br>E: 0<br>K: 1<br>S: 16 | H: 3<br>LOB: 1<br>BB: 1<br>P: 26 | R: 0<br>E: 0<br>K: 0<br>S: 7 | H: 2<br>LOB: 1<br>BB: 0<br>P: 14 | R: 0<br>E: 0<br>K: 0<br>S: 7 | H: 1<br>LOB: 1<br>BB: 0<br>P: 11 | 1B: 7<br>2B: 3<br>3B: 0<br>HR: 5 | SF: 0<br>SAC: 0<br>DP: 1<br>HBP: 0 | WP: 0<br>PB: 0<br>SB: 0<br>CS: 0 | PA: 40 |  |  |  |  |  |  |  |
| <b>PITCHER</b>                                  | IP                           | WLS                             | BF                            | H                                | R                             | ER                               | SO                            | BB                               | IBB                          | HBP                             | BLK                           | WP                               | HR                           | S                                | P                            | ERA                              | WHIP                             |                                    |                                  |        |  |  |  |  |  |  |  |
| 37 Scott Downs, L<br>ERA: 6.75                  | 2.2                          | L                               | 13                            | 4                                | 5                             | 5                                | 1                             | 0                                | 0                            | 0                               | 0                             | 0                                | 3                            | 24                               | 41                           | 15.43                            | 2.143                            |                                    |                                  |        |  |  |  |  |  |  |  |
| Justin Miller, R<br>ERA: 15.43                  | 2.1                          |                                 | 12                            | 5                                | 4                             | 4                                | 2                             | 0                                | 0                            | 0                               | 0                             | 0                                | 0                            | 23                               | 40                           | 13.50                            | 3.000                            |                                    |                                  |        |  |  |  |  |  |  |  |
| 22 Brandon League, R<br>ERA: 7.94               | 2.0                          |                                 | 11                            | 5                                | 3                             | 3                                | 1                             | 1                                | 0                            | 0                               | 0                             | 0                                | 0                            | 7                                | 11                           | 0.00                             | 1.000                            |                                    |                                  |        |  |  |  |  |  |  |  |
| Vinnie Chulk, R<br>ERA: 3.98                    | 1.0                          |                                 | 4                             | 1                                | 0                             | 0                                | 0                             | 0                                | 0                            | 0                               | 0                             | 0                                | 0                            | 7                                | 11                           | 0.00                             | 1.000                            |                                    |                                  |        |  |  |  |  |  |  |  |

Toronto Blue Jays @ Texas Rangers  
Ameriquest Field, Arlington, TX  
Sat Jul 09 2005, 8:05 PM EDT  
Att: 36,285 - Clear - 91 F

livebaseballscorecards.com

AB 38  
R 12  
H 15  
RBI 12  
BB 2  
SO 4  
LOB 12





| Batter   | 1                            | 2                                | 3                             | 4                                | 5                             | 6                                | 7                             | 8                                | 9                             | AB                               | R                             | H                                | RBI                          | BB                               | SO                            | LOB                              | TOP                           |                                  |                                  |                                    |                                  |        |  |  |
|--|------------------------------|----------------------------------|-------------------------------|----------------------------------|-------------------------------|----------------------------------|-------------------------------|----------------------------------|-------------------------------|----------------------------------|-------------------------------|----------------------------------|------------------------------|----------------------------------|-------------------------------|----------------------------------|-------------------------------|----------------------------------|----------------------------------|------------------------------------|----------------------------------|--------|--|--|
| 8 Russ Adams, L<br>OBP: 0.309, SLG: 0.425      | F8                           |                                  | 1B                            |                                  |                               | BB<br>10<br>2B<br>BB             |                               | G4-3                             |                               | 4                                | 1                             | 1                                | 0                            | 1                                | 1                             | 2                                |                               |                                  |                                  |                                    |                                  |        |  |  |
| Frank Catalanotto, L<br>OBP: 0.355, SLG: 0.466 | F9                           |                                  | F7                            |                                  |                               | BB<br>10<br>2B<br>BB             | L3                            |                                  | F7                            | 4                                | 1                             | 0                                | 0                            | 1                                | 0                             | 1                                |                               |                                  |                                  |                                    |                                  |        |  |  |
| 10 Vernon Wells, R<br>OBP: 0.319, SLG: 0.479   | G6-3                         |                                  | K                             |                                  |                               | FC6-5<br>1-H<br>2-H<br>3-H       | P4                            |                                  | HBP<br>2<br>1B                | 5                                | 1                             | 2                                | 3                            | 0                                | 1                             | 1                                |                               |                                  |                                  |                                    |                                  |        |  |  |
| Shea Hillenbrand, R<br>OBP: 0.364, SLG: 0.451  |                              | 9<br>1B<br>BB                    |                               |                                  |                               | FC6-5<br>2<br>E                  | 2B                            |                                  | HBP<br>2<br>1B                | 3                                | 2                             | 2                                | 0                            | 1                                | 0                             | 1                                |                               |                                  |                                  |                                    |                                  |        |  |  |
| 2 Aaron Hill, R<br>OBP: 0.393, SLG: 0.476      | K                            |                                  | F9                            |                                  |                               | E1<br>9<br>L3                    | G5-3                          |                                  | HBP<br>2B                     | 5                                | 1                             | 1                                | 2                            | 0                                | 1                             | 4                                |                               |                                  |                                  |                                    |                                  |        |  |  |
| 9 Greg Zaun, S<br>OBP: 0.378, SLG: 0.420       | FC6-4<br>15<br>1B            |                                  | L3                            |                                  |                               | L3                               |                               |                                  | 2B<br>15<br>G6-3<br>1B        | 4                                | 1                             | 3                                | 1                            | 1                                | 0                             | 2                                |                               |                                  |                                  |                                    |                                  |        |  |  |
| Eric Hinske, L<br>OBP: 0.321, SLG: 0.391       | K                            |                                  | K                             |                                  |                               | L9                               |                               |                                  | 15<br>G6-3<br>2B              | 5                                | 0                             | 2                                | 1                            | 0                                | 2                             | 3                                |                               |                                  |                                  |                                    |                                  |        |  |  |
| 15 Alex Rios, R<br>OBP: 0.318, SLG: 0.420      | FC6-4<br>1-2                 |                                  | K                             |                                  |                               | G3                               |                               |                                  | G6-3<br>2-3<br>3-H            | 5                                | 0                             | 0                                | 1                            | 0                                | 2                             | 6                                |                               |                                  |                                  |                                    |                                  |        |  |  |
| John McDonald, R<br>OBP: 0.340, SLG: 0.330     |                              |                                  | G4-3                          |                                  |                               | BB<br>10<br>2B<br>1B             |                               |                                  | G1-3                          | 4                                | 1                             | 2                                | 0                            | 0                                | 0                             | 1                                |                               |                                  |                                  |                                    |                                  |        |  |  |
| 3 Reed Johnson, R<br>OBP: 0.339, SLG: 0.443    |                              |                                  |                               |                                  |                               |                                  |                               |                                  | G5-3                          | 1                                | 0                             | 0                                | 0                            | 0                                | 0                             | 2                                |                               |                                  |                                  |                                    |                                  |        |  |  |
| <b>Inning Stats</b>                            | R: 0<br>E: 0<br>K: 0<br>S: 8 | H: 0<br>LOB: 0<br>BB: 0<br>P: 10 | R: 0<br>E: 0<br>K: 2<br>S: 14 | H: 1<br>LOB: 2<br>BB: 1<br>P: 26 | R: 0<br>E: 0<br>K: 1<br>S: 10 | H: 1<br>LOB: 1<br>BB: 0<br>P: 14 | R: 1<br>E: 0<br>K: 2<br>S: 15 | H: 2<br>LOB: 1<br>BB: 0<br>P: 20 | R: 3<br>E: 1<br>K: 0<br>S: 12 | H: 2<br>LOB: 1<br>BB: 2<br>P: 27 | R: 0<br>E: 0<br>K: 1<br>S: 11 | H: 1<br>LOB: 1<br>BB: 0<br>P: 15 | R: 0<br>E: 0<br>K: 0<br>S: 9 | H: 1<br>LOB: 1<br>BB: 0<br>P: 15 | R: 1<br>E: 0<br>K: 0<br>S: 10 | H: 2<br>LOB: 1<br>BB: 0<br>P: 17 | R: 3<br>E: 1<br>K: 1<br>S: 19 | H: 3<br>LOB: 2<br>BB: 1<br>P: 29 | 1B: 8<br>2B: 6<br>3B: 0<br>HR: 0 | SF: 0<br>SAC: 0<br>DP: 1<br>HBP: 1 | WP: 0<br>PB: 0<br>SB: 1<br>CS: 0 | PA: 45 |  |  |
| <b>PITCHER</b>                                 | IP                           | WLS                              | BF                            | H                                | R                             | ER                               | SO                            | BB                               | IBB                           | HBP                              | BLK                           | WP                               | HR                           | S                                | P                             | ERA                              | WHIP                          |                                  |                                  |                                    |                                  |        |  |  |
| Chris Young, R<br>ERA: 4.01                    | 4.0                          |                                  | 21                            | 6                                | 4                             | 4                                | 5                             | 3                                | 0                             | 0                                | 0                             | 0                                | 0                            | 55                               | 89                            | 9.00                             | 2.250                         |                                  |                                  |                                    |                                  |        |  |  |
| Ricardo Rodriguez, R<br>ERA: 3.82              | 3.0                          |                                  | 13                            | 4                                | 1                             | 1                                | 1                             | 0                                | 0                             | 0                                | 0                             | 0                                | 0                            | 29                               | 48                            | 3.00                             | 1.333                         |                                  |                                  |                                    |                                  |        |  |  |
| 43 Kameron Loe, R<br>ERA: 4.1                  | 1.0                          | W                                | 3                             | 0                                | 0                             | 0                                | 0                             | 0                                | 0                             | 0                                | 0                             | 0                                | 0                            | 5                                | 7                             | 0.00                             | 0.000                         |                                  |                                  |                                    |                                  |        |  |  |
| Francisco Cordero, R<br>ERA: 4.06              | 1.0                          |                                  | 8                             | 3                                | 3                             | 3                                | 1                             | 1                                | 0                             | 1                                | 0                             | 0                                | 0                            | 19                               | 29                            | 27.00                            | 4.000                         |                                  |                                  |                                    |                                  |        |  |  |

Toronto Blue Jays @ Texas Rangers  
Ameriquest Field, Arlington, TX  
Sun Jul 10 2005, 2:05 PM EDT  
Att: 25,767 - Partly Cloudy - 89 F

|     |    |
|-----|----|
| AB  | 40 |
| R   | 8  |
| H   | 13 |
| RBI | 8  |
| BB  | 4  |
| SO  | 7  |
| LOB | 23 |



| Batter  | 1                            | 2                                | 3                             | 4                                | 5                             | 6                                | 7                            | 8                               | 9                             | AB                               | R                             | H                                | RBI                           | BB                               | SO                            | LOB                              | BOTTOM                        |                                  |                                  |                                    |                                  |        |  |  |
|---|------------------------------|----------------------------------|-------------------------------|----------------------------------|-------------------------------|----------------------------------|------------------------------|---------------------------------|-------------------------------|----------------------------------|-------------------------------|----------------------------------|-------------------------------|----------------------------------|-------------------------------|----------------------------------|-------------------------------|----------------------------------|----------------------------------|------------------------------------|----------------------------------|--------|--|--|
| David Dellucci, L<br>OBP: 0.405, SLG: 0.534   | G4-3                         |                                  | K                             |                                  |                               | 10<br>1B<br>9<br>1B              |                              | K                               |                               | 5                                | 2                             | 2                                | 0                             | 0                                | 2                             | 1                                |                               |                                  |                                  |                                    |                                  |        |  |  |
| 10 Michael Young, R<br>OBP: 0.377, SLG: 0.529 | K                            |                                  | 2B                            |                                  |                               | 23<br>BB<br>9<br>1B              | L4                           |                                 | G3-1                          | 5                                | 2                             | 2                                | 0                             | 0                                | 1                             | 1                                |                               |                                  |                                  |                                    |                                  |        |  |  |
| 23 Mark Teixeira, S<br>OBP: 0.362, SLG: 0.568 | F9                           |                                  | K                             |                                  |                               | 9<br>1B<br>1-2<br>BB             | E6<br>WP<br>6<br>9           |                                 | HR                            | 4                                | 1                             | 1                                | 2                             | 1                                | 1                             | 1                                |                               |                                  |                                  |                                    |                                  |        |  |  |
| 9 Hank Blalock, L<br>OBP: 0.346, SLG: 0.479   |                              | L9                               | 2B                            |                                  |                               | 1-3<br>2-H<br>2-H<br>3-H         | K                            |                                 | K                             | 5                                | 0                             | 2                                | 3                             | 0                                | 2                             | 1                                |                               |                                  |                                  |                                    |                                  |        |  |  |
| Kevin Mench, R<br>OBP: 0.356, SLG: 0.551      | 2B                           |                                  | P3                            |                                  |                               | P4                               |                              |                                 | K                             | 3                                | 1                             | 1                                | 0                             | 1                                | 0                             | 3                                |                               |                                  |                                  |                                    |                                  |        |  |  |
| Gary Matthews, S<br>OBP: 0.286, SLG: 0.415    | G3<br>1B<br>2B               |                                  | G4-3                          |                                  |                               | P5                               |                              |                                 | K                             | 4                                | 1                             | 1                                | 1                             | 0                                | 1                             | 4                                |                               |                                  |                                  |                                    |                                  |        |  |  |
| Layne Nix, L<br>OBP: 0.269, SLG: 0.401        | G3                           |                                  | F7                            |                                  |                               | 2B                               |                              |                                 | F9                            | 4                                | 0                             | 1                                | 0                             | 0                                | 0                             | 1                                |                               |                                  |                                  |                                    |                                  |        |  |  |
| Sandy Alomar Jr., R<br>OBP: 0.337, SLG: 0.342 | 1B                           |                                  | P6                            |                                  |                               | L7                               |                              |                                 | HR<br>BB                      | 3                                | 1                             | 1                                | 1                             | 1                                | 0                             | 1                                |                               |                                  |                                  |                                    |                                  |        |  |  |
| Mark DeRosa, R<br>OBP: 0.278, SLG: 0.375      | P4                           |                                  | G4-3                          |                                  |                               | G4-3                             |                              |                                 | F8                            | 4                                | 1                             | 1                                | 2                             | 0                                | 0                             | 2                                |                               |                                  |                                  |                                    |                                  |        |  |  |
| <b>Inning Stats</b>                           | R: 0<br>E: 0<br>K: 1<br>S: 9 | H: 0<br>LOB: 0<br>BB: 0<br>P: 13 | R: 2<br>E: 0<br>K: 0<br>S: 14 | H: 3<br>LOB: 1<br>BB: 0<br>P: 19 | R: 1<br>E: 0<br>K: 2<br>S: 14 | H: 2<br>LOB: 1<br>BB: 0<br>P: 20 | R: 0<br>E: 0<br>K: 0<br>S: 7 | H: 0<br>LOB: 0<br>BB: 0<br>P: 9 | R: 2<br>E: 0<br>K: 0<br>S: 13 | H: 3<br>LOB: 2<br>BB: 1<br>P: 18 | R: 0<br>E: 0<br>K: 1<br>S: 10 | H: 1<br>LOB: 1<br>BB: 0<br>P: 12 | R: 0<br>E: 1<br>K: 2<br>S: 11 | H: 0<br>LOB: 2<br>BB: 1<br>P: 17 | R: 4<br>E: 0<br>K: 1<br>S: 18 | H: 3<br>LOB: 0<br>BB: 1<br>P: 25 | R: 4<br>E: 0<br>K: 1<br>S: 18 | H: 3<br>LOB: 0<br>BB: 1<br>P: 25 | 1B: 5<br>2B: 5<br>3B: 0<br>HR: 2 | SF: 0<br>SAC: 0<br>DP: 0<br>HBP: 0 | WP: 1<br>PB: 0<br>SB: 1<br>CS: 0 | PA: 40 |  |  |
| <b>PITCHER</b>                                | IP                           | WLS                              | BF                            | H                                | R                             | ER                               | SO                           | BB                              | IBB                           | HBP                              | BLK                           | WP                               | HR                            | S                                | P                             | ERA                              | WHIP                          |                                  |                                  |                                    |                                  |        |  |  |
| Josh Towers, R<br>ERA: 4.51                   | 6.0                          |                                  | 28                            | 9                                | 5                             | 5                                | 4                            | 1                               | 0                             | 0                                | 0                             | 1                                | 0                             | 67                               | 91                            | 7.50                             | 1.667                         |                                  |                                  |                                    |                                  |        |  |  |
| Scott Schoeneweis, L<br>ERA: 4.3              | 1.1                          |                                  | 6                             | 0                                | 0                             | 0                                | 2                            | 0                               | 1                             | 0                                | 0                             | 1                                | 0                             | 13                               | 19                            | 0.00                             | 0.000                         |                                  |                                  |                                    |                                  |        |  |  |
| 54 Jason Frasor, R<br>ERA: 3.76               | 0.1                          | L                                | 4                             | 2                                | 2                             | 2                                | 0                            | 1                               | 0                             | 0                                | 0                             | 0                                | 1                             | 12                               | 18                            | 54.00                            | 9.000                         |                                  |                                  |                                    |                                  |        |  |  |
| Justin Speier, R<br>ERA: 3.06                 | 0.1                          |                                  | 2                             | 1                                | 2                             | 2                                | 1                            | 0                               | 0                             | 0                                | 0                             | 0                                | 1                             | 4                                | 5                             | 54.00                            | 3.000                         |                                  |                                  |                                    |                                  |        |  |  |

Toronto Blue Jays @ Texas Rangers  
Ameriquest Field, Arlington, TX  
Sun Jul 10 2005, 2:05 PM EDT  
Att: 25,767 - Partly Cloudy - 89 F

|     |    |
|-----|----|
| AB  | 37 |
| R   | 9  |
| H   | 12 |
| RBI | 9  |
| BB  | 3  |
| SO  | 7  |
| LOB | 15 |





| Batter  | 1   | 2   | 3   | 4   | 5   | 6   | 7   | 8   | 9   | AB  | R   | H   | RBI   | BB  | SO  | LOB   | TOP   |       |
|---|---|---|---|---|---|---|---|---|---|---|---|---|---|---|---|---|---|-------|
| 13 Carl Crawford, L<br>OBP: 0.318, SLG: 0.441   | 0-2<br>1B   |   | 0-2<br>G2-3   |   |   | 0-0<br>SH2-3  |   | 1-2<br>SH3-4<br>HBP   |   | 2   | 1   | 1   | 0   | 0   | 0   | 0   |   |       |
| Julio Lugo, R<br>OBP: 0.346, SLG: 0.365   | 1-2<br>F8   |   |   | 0-2<br>G1-4-3<br>1B   |   | 0-0<br>P3   |   | 0-0<br>SH3-4  |   | 3   | 0   | 1   | 0   | 0   | 0   | 2   |   |       |
| 3 Jorge Cantu, R<br>OBP: 0.310, SLG: 0.498  | 1-3<br>K  |   |   | 0-3<br>K  |   | 2-0<br>1B   |   | 0-1<br>FC6-4<br>1B  |   | 4   | 0   | 2   | 2   | 0   | 2   | 2   |   |       |
| Aubrey Huff, L<br>OBP: 0.315, SLG: 0.379<br>Danys Baez, R                                 | 2-2<br>F8   |   |   | 0-0<br>G1-4-3   |   | 2-1<br>F8   |   | 0-3<br>K  |   | 4   | 0   | 0   | 0   | 0   | 1   | 4   |   |       |
| Eduardo Perez, R<br>OBP: 0.363, SLG: 0.485<br>Joey Gathright, L<br>OBP: 0.349, SLG: 0.385 |   | 0-0<br>L9   |   | 0-2<br>G5-3   |   |   | 0-1<br>G3   | 1-2<br>FC6-4  |   | 3   | 0   | 1   | 0   | 0   | 0   | 1   |   |       |
| Damon Hollins, R<br>OBP: 0.317, SLG: 0.443  |   | 1-0<br>G4-3   |   |   | 0-3<br>K  |   | 3-2<br>G3   |   | 1-0<br>HR   | 4   | 1   | 1   | 1   | 0   | 1   | 1   |   |       |
| Travis Lee, L<br>OBP: 0.314, SLG: 0.330   |   | 1-3<br>K  |   |   | 1-3<br>K  |   | 0-3<br>K  |   | 1-2<br>G3   | 4   | 0   | 0   | 0   | 0   | 3   | 2   |   |       |
| Toby Hall, R<br>OBP: 0.313, SLG: 0.370  |   |   | 1-2<br>G5-3   |   | 0-0<br>P4   |   | 4-2<br>BB   |   | 2-2<br>G4-6-3<br>1B   | 3   | 0   | 1   | 0   | 1   | 0   | 0   |   |       |
| Nick Green, R<br>OBP: 0.349, SLG: 0.396   |   |   | 2-3<br>K  |   |   | 4-0<br>SH2-3<br>1B<br>BB  | 1-3<br>K  |   | 0-0<br>G4-6-3   | 3   | 1   | 0   | 0   | 1   | 2   | 4   |   |       |
| <b>Inning Stats</b>   | R: 0<br>E: 0<br>K: 1<br>S: 16   | H: 1<br>LOB: 1<br>BB: 0<br>P: 20  | R: 0<br>E: 0<br>K: 1<br>S: 5  | H: 0<br>LOB: 0<br>BB: 0<br>P: 7   | R: 0<br>E: 0<br>K: 1<br>S: 10   | H: 0<br>LOB: 0<br>BB: 0<br>P: 13  | R: 0<br>E: 0<br>K: 1<br>S: 11   | H: 1<br>LOB: 1<br>BB: 0<br>P: 11  | R: 0<br>E: 0<br>K: 2<br>S: 8  | H: 1<br>LOB: 2<br>BB: 1<br>P: 25  | R: 1<br>E: 0<br>K: 1<br>S: 16   | H: 1<br>LOB: 1<br>BB: 0<br>P: 18  | R: 1<br>E: 0<br>K: 0<br>S: 11   | H: 2<br>LOB: 0<br>BB: 0<br>P: 15  | 1B: 5<br>2B: 1<br>3B: 0<br>HR: 1  | SF: 0<br>SAC: 2<br>DP: 1<br>HBP: 1  | WP: 0<br>PA: 36<br>CS: 0  |       |
| <b>PITCHER</b>  | IP<br>WLS<br>BF<br>H<br>R<br>ER<br>SO<br>BB<br>IBB<br>HBP<br>BLK<br>WP<br>HR<br>S<br>P<br>ERA<br>WHIP | IP<br>WLS<br>BF<br>H<br>R<br>ER<br>SO<br>BB<br>IBB<br>HBP<br>BLK<br>WP<br>HR<br>S<br>P<br>ERA<br>WHIP | IP<br>WLS<br>BF<br>H<br>R<br>ER<br>SO<br>BB<br>IBB<br>HBP<br>BLK<br>WP<br>HR<br>S<br>P<br>ERA<br>WHIP | IP<br>WLS<br>BF<br>H<br>R<br>ER<br>SO<br>BB<br>IBB<br>HBP<br>BLK<br>WP<br>HR<br>S<br>P<br>ERA<br>WHIP | IP<br>WLS<br>BF<br>H<br>R<br>ER<br>SO<br>BB<br>IBB<br>HBP<br>BLK<br>WP<br>HR<br>S<br>P<br>ERA<br>WHIP | IP<br>WLS<br>BF<br>H<br>R<br>ER<br>SO<br>BB<br>IBB<br>HBP<br>BLK<br>WP<br>HR<br>S<br>P<br>ERA<br>WHIP | IP<br>WLS<br>BF<br>H<br>R<br>ER<br>SO<br>BB<br>IBB<br>HBP<br>BLK<br>WP<br>HR<br>S<br>P<br>ERA<br>WHIP | IP<br>WLS<br>BF<br>H<br>R<br>ER<br>SO<br>BB<br>IBB<br>HBP<br>BLK<br>WP<br>HR<br>S<br>P<br>ERA<br>WHIP | IP<br>WLS<br>BF<br>H<br>R<br>ER<br>SO<br>BB<br>IBB<br>HBP<br>BLK<br>WP<br>HR<br>S<br>P<br>ERA<br>WHIP | IP<br>WLS<br>BF<br>H<br>R<br>ER<br>SO<br>BB<br>IBB<br>HBP<br>BLK<br>WP<br>HR<br>S<br>P<br>ERA<br>WHIP | IP<br>WLS<br>BF<br>H<br>R<br>ER<br>SO<br>BB<br>IBB<br>HBP<br>BLK<br>WP<br>HR<br>S<br>P<br>ERA<br>WHIP | IP<br>WLS<br>BF<br>H<br>R<br>ER<br>SO<br>BB<br>IBB<br>HBP<br>BLK<br>WP<br>HR<br>S<br>P<br>ERA<br>WHIP | IP<br>WLS<br>BF<br>H<br>R<br>ER<br>SO<br>BB<br>IBB<br>HBP<br>BLK<br>WP<br>HR<br>S<br>P<br>ERA<br>WHIP | IP<br>WLS<br>BF<br>H<br>R<br>ER<br>SO<br>BB<br>IBB<br>HBP<br>BLK<br>WP<br>HR<br>S<br>P<br>ERA<br>WHIP | IP<br>WLS<br>BF<br>H<br>R<br>ER<br>SO<br>BB<br>IBB<br>HBP<br>BLK<br>WP<br>HR<br>S<br>P<br>ERA<br>WHIP | IP<br>WLS<br>BF<br>H<br>R<br>ER<br>SO<br>BB<br>IBB<br>HBP<br>BLK<br>WP<br>HR<br>S<br>P<br>ERA<br>WHIP | IP<br>WLS<br>BF<br>H<br>R<br>ER<br>SO<br>BB<br>IBB<br>HBP<br>BLK<br>WP<br>HR<br>S<br>P<br>ERA<br>WHIP |       |
| Ted Lilly, L<br>ERA: 5.21   | (1, 1)  | 7.0   | L   | 28  | 4   | 2   | 2   | 8   | 2   | 0   | 1   | 0   | 0   | 0   | 74  | 101   | 2.57  | 0.857 |
| Vinnie Chulk, R<br>ERA: 3.95  | (8, 1)  | 0.1   |   | 2   | 1   | 0   | 0   | 0   | 0   | 0   | 0   | 0   | 0   | 0   | 3   | 3   | 0.00  | 3.000 |
| Scott Schoeneweis, L<br>ERA: 4.2  | (8, 1)  | 0.2   |   | 2   | 0   | 0   | 0   | 1   | 0   | 0   | 0   | 0   | 0   | 0   | 11  | 12  | 0.00  | 0.000 |
| Miguel Batista, R<br>ERA: 3.12  | (9, 1)  | 1.0   |   | 4   | 2   | 1   | 1   | 0   | 0   | 0   | 0   | 0   | 0   | 1   | 11  | 15  | 9.00  | 2.000 |

Tampa Bay Devil Rays @ Toronto Blue Jays  
Rogers Centre, Toronto, ON  
Thu Jul 14 2005, 7:07 PM EDT  
Att: 20,010 - Overcast - 75 F

|     |    |
|-----|----|
| AB  | 31 |
| R   | 3  |
| H   | 7  |
| RBI | 3  |
| BB  | 2  |
| SO  | 9  |
| LOB | 17 |



| Batter  | 1   | 2   | 3   | 4   | 5   | 6   | 7   | 8   | 9   | AB  | R   | H   | RBI   | BB  | SO  | LOB   | BOTTOM  |                                    |                          |
|---|---|---|---|---|---|---|---|---|---|---|---|---|---|---|---|---|---|------------------------------------|--------------------------|
| 3 Reed Johnson, R<br>OBP: 0.339, SLG: 0.441<br>Frank Catalanotto, L<br>OBP: 0.353, SLG: 0.464 | 0-2<br>G5-3   |   | 0-0<br>G5-3   |   |   | 2-0<br>G6-4-3<br>1B   |   | 0-0<br>G3   |   | 3   | 0   | 1   | 0   | 0   | 0   | 0   |   |                                    |                          |
| 15 Alex Rios, R<br>OBP: 0.317, SLG: 0.418   | 3-1<br>G6-3   |   | 0-1<br>F8   |   |   | 0-0<br>G6-4-3   |   |   | 3-1<br>10<br>1B   | 4   | 0   | 1   | 0   | 0   | 0   | 1   |   |                                    |                          |
| 10 Vernon Wells, R<br>OBP: 0.319, SLG: 0.476  | 1-0<br>G6-3   |   |   | 1-3<br>K  |   |   | 0-0<br>F8   |   | 2-2<br>1B   | 4   | 0   | 1   | 0   | 0   | 1   | 0   |   |                                    |                          |
| Shea Hillenbrand, R<br>OBP: 0.360, SLG: 0.446   |   | 0-2<br>G4-3   |   | 0-0<br>G6-3   |   |   | 0-3<br>K  |   | 1-3<br>K  | 4   | 0   | 0   | 0   | 0   | 2   | 2   |   |                                    |                          |
| 2 Aaron Hill, R<br>OBP: 0.396, SLG: 0.476   |   | 3-2<br>9<br>2B<br>1B  |   | 2-1<br>L6   |   |   | 3-2<br>1B   |   | 0-3<br>K  | 4   | 0   | 2   | 0   | 0   | 1   | 2   |   |                                    |                          |
| 9 Gregg Zaun, S<br>OBP: 0.376, SLG: 0.421   |   | 3-1<br>1-3<br>2B  |   |   | 0-2<br>G4-3   |   | 0-0<br>F9   |   | 1-2<br>F9   | 4   | 0   | 1   | 0   | 0   | 0   | 3   |   |                                    |                          |
| Orlando Hudson, S<br>OBP: 0.310, SLG: 0.404   |   | 1-0<br>G5-3   |   |   | 2-2<br>F9   |   |   | 1-0<br>P3   |   | 3   | 0   | 0   | 0   | 0   | 0   | 2   |   |                                    |                          |
| Eric Hinske, L<br>OBP: 0.318, SLG: 0.388<br>Frank Menechino, R<br>OBP: 0.398, SLG: 0.387      |   | 0-0<br>P5   |   |   | 1-3<br>K  |   |   | 3-3<br>K  |   | 2   | 0   | 0   | 0   | 0   | 1   | 2   |   |                                    |                          |
| John McDonald, R<br>OBP: 0.340, SLG: 0.323  |   |   | 2-2<br>F9   |   |   | 1-1<br>G1-3   |   | 3-2<br>HBP  |   | 2   | 0   | 0   | 0   | 0   | 0   | 0   |   |                                    |                          |
| <b>Inning Stats</b>   | R: 0<br>E: 0<br>K: 0<br>S: 6  | H: 0<br>LOB: 0<br>BB: 0<br>P: 10  | R: 0<br>E: 0<br>K: 0<br>S: 10   | H: 2<br>LOB: 2<br>BB: 0<br>P: 17  | R: 0<br>E: 0<br>K: 0<br>S: 6  | H: 0<br>LOB: 0<br>BB: 0<br>P: 8   | R: 0<br>E: 0<br>K: 1<br>S: 7  | H: 0<br>LOB: 0<br>BB: 0<br>P: 10  | R: 0<br>E: 0<br>K: 1<br>S: 9  | H: 1<br>LOB: 1<br>BB: 0<br>P: 12  | R: 0<br>E: 0<br>K: 1<br>S: 9  | H: 1<br>LOB: 1<br>BB: 0<br>P: 12  | R: 0<br>E: 0<br>K: 1<br>S: 9  | H: 0<br>LOB: 1<br>BB: 0<br>P: 16  | R: 0<br>E: 0<br>K: 2<br>S: 18   | H: 2<br>LOB: 2<br>BB: 0<br>P: 25  | 1B: 5<br>2B: 1<br>3B: 0<br>HR: 0  | SF: 0<br>SAC: 0<br>DP: 1<br>HBP: 1 | WP: 0<br>PA: 33<br>CS: 0 |
| <b>PITCHER</b>  | IP<br>WLS<br>BF<br>H<br>R<br>ER<br>SO<br>BB<br>IBB<br>HBP<br>BLK<br>WP<br>HR<br>S<br>P<br>ERA<br>WHIP | IP<br>WLS<br>BF<br>H<br>R<br>ER<br>SO<br>BB<br>IBB<br>HBP<br>BLK<br>WP<br>HR<br>S<br>P<br>ERA<br>WHIP | IP<br>WLS<br>BF<br>H<br>R<br>ER<br>SO<br>BB<br>IBB<br>HBP<br>BLK<br>WP<br>HR<br>S<br>P<br>ERA<br>WHIP | IP<br>WLS<br>BF<br>H<br>R<br>ER<br>SO<br>BB<br>IBB<br>HBP<br>BLK<br>WP<br>HR<br>S<br>P<br>ERA<br>WHIP | IP<br>WLS<br>BF<br>H<br>R<br>ER<br>SO<br>BB<br>IBB<br>HBP<br>BLK<br>WP<br>HR<br>S<br>P<br>ERA<br>WHIP | IP<br>WLS<br>BF<br>H<br>R<br>ER<br>SO<br>BB<br>IBB<br>HBP<br>BLK<br>WP<br>HR<br>S<br>P<br>ERA<br>WHIP | IP<br>WLS<br>BF<br>H<br>R<br>ER<br>SO<br>BB<br>IBB<br>HBP<br>BLK<br>WP<br>HR<br>S<br>P<br>ERA<br>WHIP | IP<br>WLS<br>BF<br>H<br>R<br>ER<br>SO<br>BB<br>IBB<br>HBP<br>BLK<br>WP<br>HR<br>S<br>P<br>ERA<br>WHIP | IP<br>WLS<br>BF<br>H<br>R<br>ER<br>SO<br>BB<br>IBB<br>HBP<br>BLK<br>WP<br>HR<br>S<br>P<br>ERA<br>WHIP | IP<br>WLS<br>BF<br>H<br>R<br>ER<br>SO<br>BB<br>IBB<br>HBP<br>BLK<br>WP<br>HR<br>S<br>P<br>ERA<br>WHIP | IP<br>WLS<br>BF<br>H<br>R<br>ER<br>SO<br>BB<br>IBB<br>HBP<br>BLK<br>WP<br>HR<br>S<br>P<br>ERA<br>WHIP | IP<br>WLS<br>BF<br>H<br>R<br>ER<br>SO<br>BB<br>IBB<br>HBP<br>BLK<br>WP<br>HR<br>S<br>P<br>ERA<br>WHIP | IP<br>WLS<br>BF<br>H<br>R<br>ER<br>SO<br>BB<br>IBB<br>HBP<br>BLK<br>WP<br>HR<br>S<br>P<br>ERA<br>WHIP | IP<br>WLS<br>BF<br>H<br>R<br>ER<br>SO<br>BB<br>IBB<br>HBP<br>BLK<br>WP<br>HR<br>S<br>P<br>ERA<br>WHIP | IP<br>WLS<br>BF<br>H<br>R<br>ER<br>SO<br>BB<br>IBB<br>HBP<br>BLK<br>WP<br>HR<br>S<br>P<br>ERA<br>WHIP | IP<br>WLS<br>BF<br>H<br>R<br>ER<br>SO<br>BB<br>IBB<br>HBP<br>BLK<br>WP<br>HR<br>S<br>P<br>ERA<br>WHIP | IP<br>WLS<br>BF<br>H<br>R<br>ER<br>SO<br>BB<br>IBB<br>HBP<br>BLK<br>WP<br>HR<br>S<br>P<br>ERA<br>WHIP |                                    |                          |
| Casey Fossum, L<br>ERA: 4.02  | (1, 1)  | 7.2   | W   | 27  | 4   | 0   | 0   | 4   | 0   | 0   | 1   | 0   | 0   | 0   | 59  | 91  | 0.00  | 0.522                              |                          |
| Danys Baez, R<br>ERA: 2.58  | (8, 1)  | 1.1   | S   | 6   | 2   | 0   | 0   | 2   | 0   | 0   | 0   | 0   | 0   | 0   | 19  | 26  | 0.00  | 1.500                              |                          |
| Danys Baez, R<br>ERA: 2.58  | (9, 1)  | 1.1   | S   | 6   | 2   | 0   | 0   | 2   | 0   | 0   | 0   | 0   | 0   | 0   | 19  | 26  | 0.00  | 1.500                              |                          |

Tampa Bay Devil Rays @ Toronto Blue Jays  
Rogers Centre, Toronto, ON  
Thu Jul 14 2005, 7:07 PM EDT  
Att: 20,010 - Overcast - 75 F

|     |    |
|-----|----|
| AB  | 32 |
| R   | 0  |
| H   | 6  |
| RBI | 0  |
| BB  | 0  |
| SO  | 6  |
| LOB | 13 |





| Batter   | 1                            | 2                                | 3                            | 4                                | 5                             | 6                                | 7                             | 8                                | 9                            | AB                               | R                             | H                                | RBI                           | BB                               | SO                            | LOB                              | TOP                           |                                  |                                  |                                    |                                  |        |
|--|------------------------------|----------------------------------|------------------------------|----------------------------------|-------------------------------|----------------------------------|-------------------------------|----------------------------------|------------------------------|----------------------------------|-------------------------------|----------------------------------|-------------------------------|----------------------------------|-------------------------------|----------------------------------|-------------------------------|----------------------------------|----------------------------------|------------------------------------|----------------------------------|--------|
| 13 Carl Crawford, L<br>OBP: 0.314, SLG: 0.435                            | G3-1                         |                                  | G4-3                         |                                  | FC1-6<br>3 F8 1B              | FC4-6                            |                               |                                  | F8                           | 5                                | 0                             | 0                                | 0                             | 0                                | 0                             | 3                                |                               |                                  |                                  |                                    |                                  |        |
| Julio Lugo, R<br>OBP: 0.347, SLG: 0.368                                  | F7                           |                                  |                              | 2B                               | 1B                            |                                  | G1-3                          |                                  | G6-3                         | 5                                | 1                             | 2                                | 0                             | 0                                | 0                             | 0                                |                               |                                  |                                  |                                    |                                  |        |
| 3 Jorge Cantu, R<br>OBP: 0.314, SLG: 0.498                               | K                            |                                  |                              | 31 HR                            | 1B                            | F8                               |                               |                                  | 31 HR                        | 4                                | 2                             | 2                                | 1                             | 1                                | 1                             | 2                                |                               |                                  |                                  |                                    |                                  |        |
| 31 Jonny Gomes, R<br>OBP: 0.361, SLG: 0.596                              |                              | F7                               |                              | HR                               | G4-3                          |                                  |                               |                                  | K                            | 5                                | 1                             | 2                                | 3                             | 0                                | 1                             | 3                                |                               |                                  |                                  |                                    |                                  |        |
| Eduardo Perez, R<br>OBP: 0.353, SLG: 0.471<br>Fernando Cortez, L (7, PH) | K                            |                                  |                              | E5                               |                               | G1-3                             |                               |                                  | K                            | 3                                | 0                             | 0                                | 0                             | 0                                | 1                             | 0                                |                               |                                  |                                  |                                    |                                  |        |
| Kevin Cash, R (7, PH)<br>OBP: 0.226, SLG: 0.414                          |                              |                                  |                              |                                  |                               |                                  |                               |                                  |                              | 0                                | 0                             | 0                                | 0                             | 0                                | 0                             | 0                                |                               |                                  |                                  |                                    |                                  |        |
| Aubrey Huff, L<br>OBP: 0.315, SLG: 0.380                                 | G3                           |                                  |                              | P5                               |                               |                                  |                               |                                  | K                            | 1                                | 0                             | 0                                | 0                             | 0                                | 1                             | 1                                |                               |                                  |                                  |                                    |                                  |        |
| Damon Hollins, R<br>OBP: 0.320, SLG: 0.460                               |                              |                                  | G1-3<br>1B                   | L8                               |                               | HR                               |                               | G5-3                             |                              | 4                                | 1                             | 2                                | 2                             | 0                                | 0                             | 1                                |                               |                                  |                                  |                                    |                                  |        |
| Toby Hall, R<br>OBP: 0.312, SLG: 0.368                                   |                              | G1-3                             |                              | L4                               |                               | 13 FC4-6<br>1B                   |                               | G6-3                             |                              | 4                                | 0                             | 1                                | 0                             | 0                                | 0                             | 2                                |                               |                                  |                                  |                                    |                                  |        |
| Nick Green, R<br>OBP: 0.348, SLG: 0.394                                  |                              |                                  | K                            |                                  |                               |                                  |                               | K                                |                              | 4                                | 0                             | 1                                | 0                             | 0                                | 3                             | 2                                |                               |                                  |                                  |                                    |                                  |        |
| <b>Inning Stats</b>  | R: 0<br>E: 0<br>K: 1<br>S: 9 | H: 0<br>LOB: 0<br>BB: 0<br>P: 13 | R: 0<br>E: 0<br>K: 1<br>S: 8 | H: 0<br>LOB: 0<br>BB: 0<br>P: 12 | R: 0<br>E: 0<br>K: 1<br>S: 14 | H: 1<br>LOB: 1<br>BB: 0<br>P: 23 | R: 3<br>E: 1<br>K: 0<br>S: 15 | H: 3<br>LOB: 1<br>BB: 0<br>P: 23 | R: 0<br>E: 0<br>K: 1<br>S: 9 | H: 2<br>LOB: 2<br>BB: 0<br>P: 11 | R: 2<br>E: 0<br>K: 1<br>S: 12 | H: 3<br>LOB: 1<br>BB: 0<br>P: 17 | R: 1<br>E: 0<br>K: 2<br>S: 12 | H: 1<br>LOB: 1<br>BB: 1<br>P: 17 | R: 0<br>E: 0<br>K: 1<br>S: 12 | H: 0<br>LOB: 0<br>BB: 0<br>P: 18 | R: 0<br>E: 0<br>K: 1<br>S: 11 | H: 1<br>LOB: 1<br>BB: 0<br>P: 13 | 1B: 6<br>2B: 2<br>3B: 1<br>HR: 2 | SF: 0<br>SAC: 0<br>DP: 0<br>HBP: 0 | WP: 0<br>PB: 0<br>SB: 0<br>CS: 0 | PA: 40 |
| <b>PITCHER</b>   | IP                           | WLS                              | BF                           | H                                | R                             | ER                               | SO                            | BB                               | IBB                          | HBP                              | BLK                           | WP                               | HR                            | S                                | P                             | ERA                              | WHIP                          |                                  |                                  |                                    |                                  |        |
| 39 Gustavo Chacin, L<br>ERA: 3.81  | 5.1                          | W                                | 26                           | 9                                | 5                             | 5                                | 3                             | 0                                | 0                            | 0                                | 0                             | 0                                | 2                             | 61                               | 92                            | 8.44                             | 1.688                         |                                  |                                  |                                    |                                  |        |
| 54 Jason Frasor, R<br>ERA: 3.89  | 1.0                          |                                  | 5                            | 1                                | 1                             | 1                                | 1                             | 1                                | 0                            | 0                                | 0                             | 0                                | 0                             | 12                               | 18                            | 9.00                             | 2.000                         |                                  |                                  |                                    |                                  |        |
| Scott Schoeneweis, L<br>ERA: 4.11  | 0.2                          |                                  | 2                            | 0                                | 0                             | 0                                | 2                             | 0                                | 0                            | 0                                | 0                             | 0                                | 0                             | 6                                | 6                             | 0.00                             | 0.000                         |                                  |                                  |                                    |                                  |        |
| Vinnie Chulk, R<br>ERA: 3.86   | 1.0                          |                                  | 3                            | 0                                | 0                             | 0                                | 1                             | 0                                | 0                            | 0                                | 0                             | 0                                | 0                             | 12                               | 18                            | 0.00                             | 0.000                         |                                  |                                  |                                    |                                  |        |
| Justin Speier, R<br>ERA: 2.97  | 1.0                          |                                  | 4                            | 1                                | 0                             | 0                                | 1                             | 0                                | 0                            | 0                                | 0                             | 0                                | 0                             | 11                               | 13                            | 0.00                             | 1.000                         |                                  |                                  |                                    |                                  |        |

Tampa Bay Devil Rays @ Toronto Blue Jays  
Rogers Centre, Toronto, ON  
Fri Jul 15 2005, 7:07 PM EDT  
Att: 20,841 - Partly Cloudy - 86 F

AB 39  
R 6  
H 11  
RBI 6  
BB 1  
SO 8  
LOB 16



| Batter  | 1                             | 2                                | 3                             | 4                                | 5                             | 6                                | 7                             | 8                                | 9                            | AB                               | R                             | H                                | RBI                          | BB                               | SO                           | LOB                              | BOTTOM                            |                                    |                                  |        |  |  |
|---|-------------------------------|----------------------------------|-------------------------------|----------------------------------|-------------------------------|----------------------------------|-------------------------------|----------------------------------|------------------------------|----------------------------------|-------------------------------|----------------------------------|------------------------------|----------------------------------|------------------------------|----------------------------------|-----------------------------------|------------------------------------|----------------------------------|--------|--|--|
| 8 Russ Adams, L<br>OBP: 0.307, SLG: 0.418   | G1-3                          |                                  | K                             | G5-3                             |                               |                                  |                               |                                  | K                            | 4                                | 0                             | 0                                | 0                            | 1                                | 2                            | 5                                |                                   |                                    |                                  |        |  |  |
| Frank Catalanotto, L<br>OBP: 0.356, SLG: 0.406<br>3 Reed Johnson, R<br>OBP: 0.339, SLG: 0.439 | K                             |                                  | F8                            |                                  | 10 FC6-4<br>1B                |                                  |                               |                                  | K                            | 4                                | 0                             | 2                                | 2                            | 0                                | 1                            | 0                                |                                   |                                    |                                  |        |  |  |
| 10 Vernon Wells, R<br>OBP: 0.322, SLG: 0.487  | 1B                            |                                  | HR                            | P3                               |                               | FC6-4<br>FC6-4                   |                               |                                  | HR                           | 5                                | 2                             | 3                                | 1                            | 0                                | 0                            | 3                                |                                   |                                    |                                  |        |  |  |
| Shea Hillenbrand, R<br>OBP: 0.358, SLG: 0.451   | K                             |                                  | HR                            | L9                               |                               | FC6-4                            |                               |                                  | K                            | 5                                | 1                             | 1                                | 2                            | 0                                | 2                            | 2                                |                                   |                                    |                                  |        |  |  |
| 2 Aaron Hill, R<br>OBP: 0.401, SLG: 0.483   |                               | 9 1B<br>15 1B                    | K                             | 9 1B<br>SF9                      | 2B                            |                                  |                               |                                  | BB                           | 4                                | 2                             | 2                                | 0                            | 1                                | 1                            | 1                                |                                   |                                    |                                  |        |  |  |
| 9 Gregg Zaun, S<br>OBP: 0.384, SLG: 0.427   |                               | 15 1B                            | 1B                            | 15 BB<br>SF9                     | 2B                            |                                  |                               |                                  | L8                           | 4                                | 2                             | 3                                | 0                            | 1                                | 0                            | 1                                |                                   |                                    |                                  |        |  |  |
| 15 Alex Rios, R<br>OBP: 0.322, SLG: 0.417   |                               | 1B                               | 1B                            | 1B                               | 2B                            |                                  |                               |                                  | F8                           | 3                                | 2                             | 1                                | 1                            | 2                                | 0                            | 1                                |                                   |                                    |                                  |        |  |  |
| Eric Hinske, L<br>OBP: 0.317, SLG: 0.387  | K                             |                                  | BB                            | BB                               | 1B                            |                                  |                               |                                  | F7                           | 4                                | 1                             | 1                                | 1                            | 0                                | 2                            | 3                                |                                   |                                    |                                  |        |  |  |
| Orlando Hudson, S<br>OBP: 0.315, SLG: 0.409   | L8                            |                                  | E5                            | 1B                               | 1B                            |                                  |                               |                                  | G6-3                         | 4                                | 1                             | 2                                | 3                            | 1                                | 0                            | 2                                |                                   |                                    |                                  |        |  |  |
| <b>Inning Stats</b>   | R: 0<br>E: 0<br>K: 2<br>S: 14 | H: 1<br>LOB: 1<br>BB: 0<br>P: 20 | R: 1<br>E: 0<br>K: 2<br>S: 17 | H: 3<br>LOB: 2<br>BB: 0<br>P: 26 | R: 6<br>E: 1<br>K: 1<br>S: 23 | H: 5<br>LOB: 3<br>BB: 3<br>P: 41 | R: 3<br>E: 0<br>K: 0<br>S: 14 | H: 3<br>LOB: 1<br>BB: 1<br>P: 24 | R: 0<br>E: 0<br>K: 1<br>S: 8 | H: 1<br>LOB: 2<br>BB: 1<br>P: 16 | R: 1<br>E: 0<br>K: 2<br>S: 11 | H: 1<br>LOB: 1<br>BB: 1<br>P: 23 | R: 0<br>E: 0<br>K: 1<br>S: 8 | H: 0<br>LOB: 0<br>BB: 0<br>P: 12 | R: 0<br>E: 0<br>K: 1<br>S: 8 | H: 0<br>LOB: 0<br>BB: 0<br>P: 12 | 1B: 11<br>2B: 2<br>3B: 0<br>HR: 2 | SF: 1<br>SAC: 0<br>DP: 0<br>HBP: 0 | WP: 0<br>PB: 0<br>SB: 0<br>CS: 0 | PA: 45 |  |  |
| <b>PITCHER</b>  | IP                            | WLS                              | BF                            | H                                | R                             | ER                               | SO                            | BB                               | IBB                          | HBP                              | BLK                           | WP                               | HR                           | S                                | P                            | ERA                              | WHIP                              |                                    |                                  |        |  |  |
| Hideo Nomo, R<br>ERA: 7.24  | 2.2                           | L                                | 19                            | 8                                | 7                             | 7                                | 5                             | 3                                | 0                            | 0                                | 0                             | 0                                | 1                            | 51                               | 82                           | 23.62                            | 4.125                             |                                    |                                  |        |  |  |
| Dewon Brazelton, R<br>ERA: 6.87   | 1.1                           |                                  | 9                             | 4                                | 3                             | 3                                | 0                             | 1                                | 0                            | 0                                | 0                             | 0                                | 0                            | 17                               | 29                           | 20.25                            | 3.750                             |                                    |                                  |        |  |  |
| Joe Borowski, R<br>ERA: 6.0   | 1.0                           |                                  | 4                             | 1                                | 0                             | 0                                | 0                             | 0                                | 0                            | 0                                | 0                             | 0                                | 0                            | 10                               | 11                           | 0.00                             | 1.000                             |                                    |                                  |        |  |  |
| Trever Miller, L<br>ERA: 5.23   | 1.0                           |                                  | 5                             | 1                                | 0                             | 0                                | 1                             | 1                                | 0                            | 0                                | 0                             | 0                                | 0                            | 8                                | 16                           | 0.00                             | 2.000                             |                                    |                                  |        |  |  |
| Lance Carter, R<br>ERA: 5.02  | 2.0                           |                                  | 8                             | 1                                | 1                             | 1                                | 3                             | 1                                | 0                            | 0                                | 0                             | 0                                | 1                            | 19                               | 35                           | 4.50                             | 1.000                             |                                    |                                  |        |  |  |

Tampa Bay Devil Rays @ Toronto Blue Jays  
Rogers Centre, Toronto, ON  
Fri Jul 15 2005, 7:07 PM EDT  
Att: 20,841 - Partly Cloudy - 86 F

AB 38  
R 11  
H 15  
RBI 10  
BB 6  
SO 9  
LOB 18





| Batter   | 1                            | 2                                | 3                             | 4                                | 5                             | 6                                | 7                             | 8                                | 9                             | AB                               | R                            | H                                | RBI                           | BB                               | SO                           | LOB                              | TOP                              |                                    |                                   |                                    |                                  |        |
|--|------------------------------|----------------------------------|-------------------------------|----------------------------------|-------------------------------|----------------------------------|-------------------------------|----------------------------------|-------------------------------|----------------------------------|------------------------------|----------------------------------|-------------------------------|----------------------------------|------------------------------|----------------------------------|----------------------------------|------------------------------------|-----------------------------------|------------------------------------|----------------------------------|--------|
| Joey Gathright, L (1, 8)<br>OBP: 0.375, SLG: 0.409   | B1-3                         | 13 1B                            |                               | 13 E<br>13 S<br>13 HR            |                               | 13 G1-6-3                        |                               | K                                |                               | 5                                | 1                            | 3                                | 1                             | 0                                | 1                            | 0                                |                                  |                                    |                                   |                                    |                                  |        |
| 13 Carl Crawford, L (1, 7)<br>OBP: 0.315, SLG: 0.442   | G3-1                         |                                  |                               | HR                               |                               | G1-6-3                           |                               |                                  | K2-3                          | 5                                | 1                            | 2                                | 3                             | 0                                | 1                            | 2                                |                                  |                                    |                                   |                                    |                                  |        |
| Julio Lugo, R (1, 6)<br>OBP: 0.345, SLG: 0.366   |                              | F8                               |                               | F7                               |                               |                                  | P5                            |                                  |                               | 5                                | 0                            | 1                                | 0                             | 0                                | 1                            | 2                                |                                  |                                    |                                   |                                    |                                  |        |
| 3 Jorge Cantu, R (1, 5)<br>OBP: 0.316, SLG: 0.495  | G6-3                         |                                  | L9                            | G6-3                             |                               |                                  | 31 BB                         |                                  |                               | 4                                | 0                            | 1                                | 0                             | 1                                | 0                            | 1                                |                                  |                                    |                                   |                                    |                                  |        |
| Aubrey Huff, L (1, 9)<br>OBP: 0.316, SLG: 0.390<br>Damon Hollins, R (9, 9)<br>OBP: 0.320, SLG: 0.460     |                              | 1B                               |                               | HR                               |                               |                                  | K                             |                                  | P6                            | 5                                | 2                            | 2                                | 1                             | 0                                | 1                            | 2                                |                                  |                                    |                                   |                                    |                                  |        |
| 31 Jonny Gomes, R (1, 10)<br>OBP: 0.338, SLG: 0.579  |                              | K                                |                               | P4                               |                               |                                  | F9                            |                                  |                               | 3                                | 0                            | 0                                | 0                             | 1                                | 1                            | 1                                |                                  |                                    |                                   |                                    |                                  |        |
| Travis Lee, L (1, 3)<br>OBP: 0.317, SLG: 0.333   |                              | 1B                               |                               | 1B                               |                               |                                  | G4-3                          |                                  |                               | 4                                | 1                            | 2                                | 0                             | 0                                | 0                            | 2                                |                                  |                                    |                                   |                                    |                                  |        |
| Toby Hall, R (1, 2)<br>OBP: 0.311, SLG: 0.366  |                              | 13 1B                            |                               | L9                               |                               |                                  | G5-3                          |                                  | P4                            | 4                                | 1                            | 1                                | 1                             | 0                                | 0                            | 1                                |                                  |                                    |                                   |                                    |                                  |        |
| Nick Green, R (1, 4)<br>OBP: 0.346, SLG: 0.388   |                              | F7                               |                               | P3                               |                               |                                  | 1B                            |                                  | K2-3                          | 3                                | 0                            | 0                                | 0                             | 1                                | 1                            | 2                                |                                  |                                    |                                   |                                    |                                  |        |
| <b>Inning Stats</b>  | R: 0<br>E: 0<br>K: 0<br>S: 9 | H: 1<br>LOB: 1<br>BB: 0<br>P: 13 | R: 3<br>E: 0<br>K: 1<br>S: 24 | H: 5<br>LOB: 2<br>BB: 0<br>P: 36 | R: 1<br>E: 0<br>K: 0<br>S: 12 | H: 2<br>LOB: 0<br>BB: 0<br>P: 18 | R: 2<br>E: 0<br>K: 0<br>S: 13 | H: 2<br>LOB: 0<br>BB: 0<br>P: 17 | R: 0<br>E: 0<br>K: 1<br>S: 8  | H: 0<br>LOB: 0<br>BB: 0<br>P: 13 | R: 0<br>E: 0<br>K: 0<br>S: 9 | H: 1<br>LOB: 1<br>BB: 1<br>P: 15 | R: 0<br>E: 0<br>K: 0<br>S: 9  | H: 1<br>LOB: 2<br>BB: 1<br>P: 14 | R: 0<br>E: 0<br>K: 2<br>S: 8 | H: 0<br>LOB: 1<br>BB: 0<br>P: 10 | R: 0<br>E: 0<br>K: 2<br>S: 11    | H: 0<br>LOB: 1<br>BB: 1<br>P: 18   | 1B: 10<br>2B: 0<br>3B: 0<br>HR: 2 | SF: 0<br>SAC: 0<br>DP: 1<br>HBP: 0 | WP: 0<br>PB: 0<br>SB: 3<br>CS: 0 | PA: 41 |
| <b>PITCHER</b>   | IP                           | WLS                              | BF                            | H                                | R                             | ER                               | SO                            | BB                               | IBB                           | HBP                              | BLK                          | WP                               | HR                            | S                                | P                            | ERA                              | WHIP                             |                                    |                                   |                                    |                                  |        |
| Josh Towers, R (1, 1)<br>ERA: 4.85   | 4.0                          | L                                | 22                            | 10                               | 6                             | 6                                | 1                             | 0                                | 0                             | 0                                | 0                            | 0                                | 2                             | 58                               | 84                           | 13.50                            | 2.500                            |                                    |                                   |                                    |                                  |        |
| 37 Scott Downs, L (5, 1)<br>ERA: 6.2   | 2.0                          |                                  | 7                             | 1                                | 0                             | 0                                | 1                             | 1                                | 0                             | 0                                | 0                            | 0                                | 0                             | 17                               | 28                           | 0.00                             | 1.000                            |                                    |                                   |                                    |                                  |        |
| Justin Speier, R (7, 1)<br>ERA: 2.88   | 1.0                          |                                  | 5                             | 1                                | 0                             | 0                                | 1                             | 1                                | 0                             | 0                                | 0                            | 0                                | 0                             | 9                                | 14                           | 0.00                             | 2.000                            |                                    |                                   |                                    |                                  |        |
| 54 Jason Frasor, R (8, 1)<br>ERA: 3.79   | 1.0                          |                                  | 3                             | 0                                | 0                             | 0                                | 2                             | 0                                | 0                             | 0                                | 0                            | 0                                | 0                             | 8                                | 10                           | 0.00                             | 0.000                            |                                    |                                   |                                    |                                  |        |
| Miguel Batista, R (9, 1)<br>ERA: 3.05  | 1.0                          |                                  | 4                             | 0                                | 0                             | 0                                | 2                             | 1                                | 0                             | 0                                | 0                            | 0                                | 0                             | 11                               | 18                           | 0.00                             | 1.000                            |                                    |                                   |                                    |                                  |        |
| <b>Batter</b>  | <b>1</b>                     | <b>2</b>                         | <b>3</b>                      | <b>4</b>                         | <b>5</b>                      | <b>6</b>                         | <b>7</b>                      | <b>8</b>                         | <b>9</b>                      | <b>AB</b>                        | <b>R</b>                     | <b>H</b>                         | <b>RBI</b>                    | <b>BB</b>                        | <b>SO</b>                    | <b>LOB</b>                       | <b>BOTTOM</b>                    |                                    |                                   |                                    |                                  |        |
| 3 Reed Johnson, R (1, 7)<br>OBP: 0.338, SLG: 0.442<br>Frank Catalanotto, L (6, PH)<br>(7, 7)             | G5-3                         |                                  | 15 2B                         | FC6-4                            |                               | 15 2B                            |                               | SH2-3                            |                               | 3                                | 1                            | 1                                | 0                             | 0                                | 0                            | 2                                |                                  |                                    |                                   |                                    |                                  |        |
| 15 Alex Rios, R (1, 9)<br>OBP: 0.326, SLG: 0.431   |                              |                                  | 10 3B                         | K                                |                               |                                  |                               | F9                               |                               | 5                                | 1                            | 3                                | 2                             | 0                                | 1                            | 3                                |                                  |                                    |                                   |                                    |                                  |        |
| 10 Vernon Wells, R (1, 8)<br>OBP: 0.324, SLG: 0.490  | G5-3                         |                                  | 2B                            |                                  |                               | 2B                               |                               | P6                               |                               | 4                                | 1                            | 1                                | 1                             | 1                                | 0                            | 2                                |                                  |                                    |                                   |                                    |                                  |        |
| Shea Hillenbrand, R (1, 3)<br>OBP: 0.359, SLG: 0.456   | P3                           |                                  | G5-3                          |                                  |                               |                                  |                               | P6                               |                               | 5                                | 0                            | 2                                | 1                             | 0                                | 0                            | 4                                |                                  |                                    |                                   |                                    |                                  |        |
| 2 Aaron Hill, R (1, 5)<br>OBP: 0.391, SLG: 0.469   |                              | F7                               | G5-3                          |                                  |                               |                                  | L7                            | FC6-4                            |                               | 5                                | 0                            | 0                                | 0                             | 0                                | 0                            | 5                                |                                  |                                    |                                   |                                    |                                  |        |
| Frank Menechino, R (1, 10)<br>OBP: 0.385, SLG: 0.351<br>Eric Hinske, L (9, PH)<br>OBP: 0.316, SLG: 0.385 | G5-3                         |                                  | K                             |                                  |                               |                                  | G1-3                          |                                  | G4-3                          | 4                                | 0                            | 0                                | 0                             | 0                                | 1                            | 2                                |                                  |                                    |                                   |                                    |                                  |        |
| Orlando Hudson, S (1, 4)<br>OBP: 0.317, SLG: 0.406   |                              |                                  |                               | L4                               |                               |                                  |                               | K                                |                               | 2                                | 0                            | 0                                | 0                             | 2                                | 1                            | 0                                |                                  |                                    |                                   |                                    |                                  |        |
| Ken Huckaby, R (1, 2)<br>OBP: 0.217, SLG: 0.172<br>9 Gregg Zaun, S (7, PH)<br>(8, 2)                     | FC6-4                        |                                  | FC6-4                         |                                  |                               |                                  |                               | E6                               | G6-4-3                        | 3                                | 1                            | 1                                | 0                             | 0                                | 0                            | 1                                |                                  |                                    |                                   |                                    |                                  |        |
| 8 Russ Adams, L (1, 6)<br>OBP: 0.314, SLG: 0.416   |                              |                                  | F8                            |                                  |                               |                                  |                               | 15 2B                            | SH2-3                         | 1                                | 1                            | 0                                | 0                             | 3                                | 0                            | 0                                |                                  |                                    |                                   |                                    |                                  |        |
| <b>Inning Stats</b>  | R: 0<br>E: 0<br>K: 0<br>S: 6 | H: 1<br>LOB: 1<br>BB: 0<br>P: 11 | R: 0<br>E: 0<br>K: 0<br>S: 8  | H: 0<br>LOB: 1<br>BB: 1<br>P: 18 | R: 3<br>E: 0<br>K: 1<br>S: 15 | H: 4<br>LOB: 1<br>BB: 0<br>P: 20 | R: 0<br>E: 0<br>K: 1<br>S: 13 | H: 1<br>LOB: 2<br>BB: 1<br>P: 26 | R: 0<br>E: 0<br>K: 1<br>S: 14 | H: 0<br>LOB: 3<br>BB: 2<br>P: 26 | R: 0<br>E: 0<br>K: 0<br>S: 5 | H: 0<br>LOB: 0<br>BB: 1<br>P: 10 | R: 0<br>E: 0<br>K: 0<br>S: 11 | H: 0<br>LOB: 1<br>BB: 1<br>P: 18 | R: 0<br>E: 0<br>K: 0<br>S: 7 | H: 0<br>LOB: 0<br>BB: 0<br>P: 10 | 1B: 2<br>2B: 6<br>3B: 1<br>HR: 0 | SF: 0<br>SAC: 1<br>DP: 1<br>HBP: 0 | WP: 0<br>PB: 0<br>SB: 0<br>CS: 0  | PA: 42                             |                                  |        |
| <b>PITCHER</b>   | IP                           | WLS                              | BF                            | H                                | R                             | ER                               | SO                            | BB                               | IBB                           | HBP                              | BLK                          | WP                               | HR                            | S                                | P                            | ERA                              | WHIP                             |                                    |                                   |                                    |                                  |        |
| Mark Hendrickson, L (1, 1)<br>ERA: 6.35  | 5.1                          | W                                | 27                            | 7                                | 5                             | 4                                | 3                             | 3                                | 0                             | 0                                | 0                            | 0                                | 0                             | 53                               | 94                           | 6.75                             | 1.875                            |                                    |                                   |                                    |                                  |        |
| Travis Harper, R (6, 1)<br>ERA: 7.50   | 1.0                          | H                                | 6                             | 2                                | 0                             | 0                                | 0                             | 0                                | 1                             | 0                                | 0                            | 0                                | 0                             | 10                               | 16                           | 0.00                             | 2.000                            |                                    |                                   |                                    |                                  |        |
| Trevor Miller, L (7, 1)<br>ERA: 4.98   | 1.0                          | H                                | 4                             | 0                                | 0                             | 0                                | 0                             | 2                                | 0                             | 0                                | 0                            | 0                                | 0                             | 11                               | 21                           | 0.00                             | 2.000                            |                                    |                                   |                                    |                                  |        |
| Joe Borowski, R (8, 1)<br>ERA: 5.68  | 0.2                          | H                                | 2                             | 0                                | 0                             | 0                                | 0                             | 0                                | 0                             | 0                                | 0                            | 0                                | 0                             | 4                                | 6                            | 0.00                             | 0.000                            |                                    |                                   |                                    |                                  |        |
| Danyys Baez, R (9, 1)<br>ERA: 2.26   | 1.0                          | S                                | 3                             | 0                                | 0                             | 0                                | 0                             | 0                                | 0                             | 0                                | 0                            | 0                                | 0                             | 7                                | 10                           | 0.00                             | 0.000                            |                                    |                                   |                                    |                                  |        |

Tampa Bay Devil Rays @ Toronto Blue Jays  
Rogers Centre, Toronto, ON  
Sat Jul 16 2005, 4:07 PM EDT  
Att. 24,801 - Roof Closed - 68 F

AB 38  
R 6  
H 12  
RBI 6  
BB 3  
SO 6  
LOB 13

WP: 0 PA: 41  
PB: 0  
SB: 3  
CS: 0

Tampa Bay Devil Rays @ Toronto Blue Jays  
Rogers Centre, Toronto, ON  
Sat Jul 16 2005, 4:07 PM EDT  
Att. 24,801 - Roof Closed - 68 F

AB 35  
R 5  
H 9  
RBI 5  
BB 6  
SO 3  
LOB 20

WP: 0 PA: 42  
PB: 0  
SB: 0  
CS: 0













| Batter   | 1                            | 2                                | 3                            | 4                               | 5                            | 6                                | 7                             | 8                                | 9                             | AB                               | R                             | H                                | RBI                          | BB                               | SO                            | LOB                              | TOP                          |                                  |                                  |                                    |                                  |        |  |  |  |
|--|------------------------------|----------------------------------|------------------------------|---------------------------------|------------------------------|----------------------------------|-------------------------------|----------------------------------|-------------------------------|----------------------------------|-------------------------------|----------------------------------|------------------------------|----------------------------------|-------------------------------|----------------------------------|------------------------------|----------------------------------|----------------------------------|------------------------------------|----------------------------------|--------|--|--|--|
| 51 Ichiro Suzuki, L (1,9)<br>Chris Snelling, L (7,9)<br>OBP: 0.348, SLG: 0.420<br>OBP: 0.333, SLG: 0.286 | L4                           |                                  |                              | P6                              | K                            |                                  | 1B                            |                                  | F9                            | 4                                | 0                             | 1                                | 0                            | 0                                | 1                             | 2                                |                              |                                  |                                  |                                    |                                  |        |  |  |  |
| Randy Winn, S (1,7)<br>OBP: 0.338, SLG: 0.382  | L4                           |                                  |                              | F8                              |                              | L5                               | G3                            |                                  | F7                            | 5                                | 0                             | 0                                | 0                            | 0                                | 0                             | 1                                |                              |                                  |                                  |                                    |                                  |        |  |  |  |
| Raul Ibanez, L (1,10)<br>OBP: 0.361, SLG: 0.470  | G4-3                         |                                  |                              | FC5<br>1B                       | HR                           |                                  |                               | HR                               |                               | 3                                | 2                             | 2                                | 1                            | 1                                | 0                             | 0                                |                              |                                  |                                  |                                    |                                  |        |  |  |  |
| Richie Sexson, R (1,3)<br>OBP: 0.362, SLG: 0.531   |                              | K                                |                              | F9                              | 1B                           |                                  | F9                            | HR                               |                               | 4                                | 1                             | 2                                | 2                            | 0                                | 1                             | 0                                |                              |                                  |                                  |                                    |                                  |        |  |  |  |
| 29 Adrian Beltré, R (1,5)<br>Scott Spiezio, S (8,PH)<br>OBP: 0.305, SLG: 0.410<br>OBP: 0.200, SLG: 0.273 | F9                           |                                  |                              | FC5                             |                              | 1B                               |                               | HR                               |                               | 3                                | 0                             | 1                                | 0                            | 0                                | 0                             | 2                                |                              |                                  |                                  |                                    |                                  |        |  |  |  |
| 12 Michael Morse, R (1,6)<br>OBP: 0.410, SLG: 0.438  | G4-3                         |                                  |                              |                                 | 1B                           | 2B                               |                               | HR                               |                               | 4                                | 0                             | 2                                | 0                            | 0                                | 1                             | 0                                |                              |                                  |                                  |                                    |                                  |        |  |  |  |
| 7 Jeremy Reed, L (1,8)<br>OBP: 0.328, SLG: 0.357   |                              |                                  | B4-3                         |                                 | L6                           | G4-3                             |                               | G3                               |                               | 4                                | 0                             | 0                                | 0                            | 0                                | 0                             | 3                                |                              |                                  |                                  |                                    |                                  |        |  |  |  |
| 4 Jose Lopez, R (1,4)<br>OBP: 0.224, SLG: 0.313  |                              |                                  | L4                           |                                 | 1B                           |                                  | G5-3                          | G5-3                             |                               | 4                                | 0                             | 1                                | 0                            | 0                                | 0                             | 0                                |                              |                                  |                                  |                                    |                                  |        |  |  |  |
| Miguel Olivo, R (1,2)<br>OBP: 0.174, SLG: 0.266  |                              |                                  | G5-3                         |                                 | F7                           |                                  | P3                            |                                  | K                             | 4                                | 0                             | 0                                | 0                            | 0                                | 1                             | 2                                |                              |                                  |                                  |                                    |                                  |        |  |  |  |
| <b>Inning Stats</b>  | R: 0<br>E: 0<br>K: 0<br>S: 9 | H: 0<br>LOB: 0<br>BB: 0<br>P: 13 | R: 0<br>E: 0<br>K: 1<br>S: 6 | H: 0<br>LOB: 0<br>BB: 0<br>P: 9 | R: 0<br>E: 0<br>K: 0<br>S: 8 | H: 0<br>LOB: 0<br>BB: 0<br>P: 11 | R: 0<br>E: 0<br>K: 0<br>S: 15 | H: 1<br>LOB: 2<br>BB: 1<br>P: 25 | R: 0<br>E: 0<br>K: 1<br>S: 16 | H: 2<br>LOB: 2<br>BB: 0<br>P: 27 | R: 1<br>E: 0<br>K: 0<br>S: 16 | H: 3<br>LOB: 2<br>BB: 0<br>P: 25 | R: 0<br>E: 0<br>K: 0<br>S: 8 | H: 1<br>LOB: 1<br>BB: 0<br>P: 11 | R: 3<br>E: 0<br>K: 1<br>S: 17 | H: 3<br>LOB: 0<br>BB: 0<br>P: 25 | R: 0<br>E: 0<br>K: 1<br>S: 7 | H: 0<br>LOB: 0<br>BB: 0<br>P: 11 | 1B: 6<br>2B: 1<br>3B: 0<br>HR: 3 | SF: 0<br>SAC: 0<br>DP: 0<br>HBP: 0 | WP: 0<br>PB: 0<br>SB: 0<br>CS: 0 | PA: 38 |  |  |  |
| <b>PITCHER</b>   | IP                           | WLS                              | BF                           | H                               | R                            | ER                               | SO                            | BB                               | IBB                           | HBP                              | BLK                           | WP                               | HR                           | S                                | P                             | ERA                              | WHIP                         |                                  |                                  |                                    |                                  |        |  |  |  |
| 39 Gustavo Chacin, L (1,1)<br>ERA: 3.69  | 6.0                          | W                                | 25                           | 6                               | 1                            | 1                                | 2                             | 1                                | 0                             | 0                                | 0                             | 0                                | 1                            | 70                               | 110                           | 1.50                             | 1.167                        |                                  |                                  |                                    |                                  |        |  |  |  |
| Vinnie Chulk, R (7,1)<br>ERA: 3.71   | 1.0                          |                                  | 4                            | 1                               | 0                            | 0                                | 0                             | 0                                | 0                             | 0                                | 0                             | 0                                | 0                            | 8                                | 11                            | 0.00                             | 1.000                        |                                  |                                  |                                    |                                  |        |  |  |  |
| Chad Gaudin, R (8,1)<br>ERA: 13.5  | 1.0                          |                                  | 6                            | 3                               | 3                            | 1                                | 0                             | 0                                | 0                             | 0                                | 0                             | 0                                | 2                            | 17                               | 25                            | 27.00                            | 3.000                        |                                  |                                  |                                    |                                  |        |  |  |  |
| Justin Speier, R (9,1)<br>ERA: 2.7   | 1.0                          |                                  | 3                            | 0                               | 0                            | 0                                | 1                             | 0                                | 0                             | 0                                | 0                             | 0                                | 0                            | 7                                | 11                            | 0.00                             | 0.000                        |                                  |                                  |                                    |                                  |        |  |  |  |

Seattle Mariners @ Toronto Blue Jays  
Rogers Centre, Toronto, ON  
Wed Jul 20 2005, 7:07 PM EDT  
Att: 28,801 - Clear - 82 F

AB 37  
R 4  
H 10  
RBI 4  
BB 1  
SO 4  
LOB 10



| Batter  | 1                            | 2                                | 3                            | 4                               | 5                             | 6                                | 7                             | 8                                | 9                            | AB                               | R                             | H                                | RBI                           | BB                               | SO                           | LOB                              | BOTTOM                           |                                    |                                  |        |  |  |  |  |  |
|---|------------------------------|----------------------------------|------------------------------|---------------------------------|-------------------------------|----------------------------------|-------------------------------|----------------------------------|------------------------------|----------------------------------|-------------------------------|----------------------------------|-------------------------------|----------------------------------|------------------------------|----------------------------------|----------------------------------|------------------------------------|----------------------------------|--------|--|--|--|--|--|
| 8 Russ Adams, L (1,6)<br>OBP: 0.319, SLG: 0.417   | F8                           |                                  | FC3-6<br>10 1B<br>2B         | 10 WP<br>1B                     |                               | HR                               |                               | K                                |                              | 5                                | 2                             | 2                                | 0                             | 0                                | 1                            | 1                                |                                  |                                    |                                  |        |  |  |  |  |  |
| Frank Catalanotto, L (1,7)<br>3 Reed Johnson, R (7,7)<br>OBP: 0.368, SLG: 0.434<br>OBP: 0.337, SLG: 0.441 | FC5-4<br>1B                  |                                  | 10 2B                        | K                               |                               | HR                               |                               | E6<br>WP                         |                              | 4                                | 2                             | 3                                | 3                             | 0                                | 1                            | 2                                |                                  |                                    |                                  |        |  |  |  |  |  |
| 10 Vernon Wells, R (1,8)<br>OBP: 0.325, SLG: 0.496  | K                            |                                  | 2 HR<br>2B                   | P3                              |                               | HR                               |                               | P4                               |                              | 5                                | 2                             | 2                                | 2                             | 0                                | 1                            | 4                                |                                  |                                    |                                  |        |  |  |  |  |  |
| Shea Hillenbrand, R (1,5)<br>OBP: 0.356, SLG: 0.455   | FC5-4                        |                                  | K                            |                                 | F7                            | HR                               |                               | F9                               |                              | 5                                | 1                             | 1                                | 2                             | 0                                | 1                            | 3                                |                                  |                                    |                                  |        |  |  |  |  |  |
| 2 Aaron Hill, R (1,10)<br>OBP: 0.390, SLG: 0.479  |                              | G5-3                             | HR                           |                                 | K                             | G6-3                             |                               |                                  |                              | 4                                | 1                             | 1                                | 2                             | 0                                | 1                            | 0                                |                                  |                                    |                                  |        |  |  |  |  |  |
| 9 Gregg Zaun, S (1,2)<br>OBP: 0.388, SLG: 0.436   |                              | E6                               |                              |                                 | F9                            |                                  | G3-6-1<br>15 HBP<br>1B        |                                  |                              | 4                                | 0                             | 2                                | 0                             | 0                                | 0                            | 0                                |                                  |                                    |                                  |        |  |  |  |  |  |
| 15 Alex Rios, R (1,9)<br>OBP: 0.331, SLG: 0.430   |                              | F9                               | K                            |                                 |                               | CS<br>1B                         | G3-6-1<br>HBP                 |                                  |                              | 3                                | 0                             | 1                                | 0                             | 0                                | 1                            | 2                                |                                  |                                    |                                  |        |  |  |  |  |  |
| Eric Hinske, L (1,3)<br>OBP: 0.315, SLG: 0.405  |                              | F9                               |                              |                                 | F9                            | HR<br>1B                         | G3-6-1                        |                                  |                              | 4                                | 1                             | 1                                | 0                             | 0                                | 0                            | 3                                |                                  |                                    |                                  |        |  |  |  |  |  |
| Orlando Hudson, S (1,4)<br>John McDonald, R (9,4)<br>OBP: 0.318, SLG: 0.407<br>OBP: 0.340, SLG: 0.323     |                              |                                  | FC3-6<br>1B                  | E6<br>10 WP<br>8 1B             |                               | F8                               | G6-3                          |                                  |                              | 4                                | 0                             | 1                                | 0                             | 0                                | 0                            | 2                                |                                  |                                    |                                  |        |  |  |  |  |  |
| <b>Inning Stats</b>   | R: 0<br>E: 0<br>K: 1<br>S: 7 | H: 1<br>LOB: 1<br>BB: 0<br>P: 11 | R: 0<br>E: 0<br>K: 0<br>S: 7 | H: 1<br>LOB: 1<br>BB: 0<br>P: 9 | R: 4<br>E: 1<br>K: 2<br>S: 19 | H: 4<br>LOB: 1<br>BB: 0<br>P: 24 | R: 0<br>E: 1<br>K: 1<br>S: 13 | H: 1<br>LOB: 2<br>BB: 0<br>P: 24 | R: 0<br>E: 0<br>K: 1<br>S: 8 | H: 0<br>LOB: 0<br>BB: 0<br>P: 12 | R: 5<br>E: 0<br>K: 0<br>S: 24 | H: 6<br>LOB: 0<br>BB: 0<br>P: 35 | R: 0<br>E: 0<br>K: 0<br>S: 11 | H: 1<br>LOB: 1<br>BB: 0<br>P: 14 | R: 0<br>E: 1<br>K: 1<br>S: 9 | H: 0<br>LOB: 1<br>BB: 0<br>P: 15 | 1B: 9<br>2B: 2<br>3B: 0<br>HR: 3 | SF: 0<br>SAC: 0<br>DP: 1<br>HBP: 1 | WP: 2<br>PB: 0<br>SB: 0<br>CS: 1 | PA: 40 |  |  |  |  |  |
| <b>PITCHER</b>  | IP                           | WLS                              | BF                           | H                               | R                             | ER                               | SO                            | BB                               | IBB                          | HBP                              | BLK                           | WP                               | HR                            | S                                | P                            | ERA                              | WHIP                             |                                    |                                  |        |  |  |  |  |  |
| Ryan Franklin, R (1,1)<br>ERA: 4.75   | 5.2                          | L                                | 30                           | 12                              | 8                             | 8                                | 5                             | 0                                | 0                            | 0                                | 0                             | 0                                | 1                             | 75                               | 111                          | 12.71                            | 2.118                            |                                    |                                  |        |  |  |  |  |  |
| 20 J.J. Putz, R (6,1)<br>ERA: 2.52  | 1.1                          |                                  | 6                            | 2                               | 1                             | 1                                | 0                             | 0                                | 0                            | 1                                | 0                             | 0                                | 1                             | 14                               | 18                           | 6.75                             | 1.500                            |                                    |                                  |        |  |  |  |  |  |
| Matt Thornton, L (8,1)<br>ERA: 5.35   | 1.0                          |                                  | 4                            | 0                               | 0                             | 0                                | 1                             | 0                                | 0                            | 0                                | 0                             | 1                                | 0                             | 9                                | 15                           | 0.00                             | 0.000                            |                                    |                                  |        |  |  |  |  |  |

Seattle Mariners @ Toronto Blue Jays  
Rogers Centre, Toronto, ON  
Wed Jul 20 2005, 7:07 PM EDT  
Att: 28,801 - Clear - 82 F

AB 39  
R 9  
H 14  
RBI 9  
BB 0  
SO 6  
LOB 17









| Batter   | 1                            | 2                                | 3                             | 4                                | 5                             | 6                                | 7                            | 8                               | 9                            | AB                               | R                            | H                               | RBI                           | BB                               | SO                           | LOB                              | TOP                          |                                  |                                  |                                    |                                  |        |  |  |  |
|--|------------------------------|----------------------------------|-------------------------------|----------------------------------|-------------------------------|----------------------------------|------------------------------|---------------------------------|------------------------------|----------------------------------|------------------------------|---------------------------------|-------------------------------|----------------------------------|------------------------------|----------------------------------|------------------------------|----------------------------------|----------------------------------|------------------------------------|----------------------------------|--------|--|--|--|
| 8 Russ Adams, L<br>OBP: 0.323, SLG: 0.415      | G4-6-3<br>BB                 |                                  | G4-3<br>2-3                   |                                  | G1-6-3<br>1-3                 |                                  | F8<br>0-2                    |                                 |                              | 3                                | 0                            | 1                               | 0                             | 1                                | 0                            | 2                                |                              |                                  |                                  |                                    |                                  |        |  |  |  |
| Frank Catalanotto, L<br>OBP: 0.370, SLG: 0.446 | G4-6-3<br>1-2                |                                  | 10 HR<br>1B                   |                                  | G1-6-3<br>1-2                 |                                  |                              | WP<br>1B                        |                              | 3                                | 1                            | 1                               | 1                             | 0                                | 0                            | 3                                |                              |                                  |                                  |                                    |                                  |        |  |  |  |
| 3 Reed Johnson, R<br>OBP: 0.339, SLG: 0.453    |                              |                                  |                               |                                  |                               |                                  |                              |                                 |                              | 1                                | 0                            | 1                               | 0                             | 0                                | 0                            | 0                                |                              |                                  |                                  |                                    |                                  |        |  |  |  |
| 10 Vernon Wells, R<br>OBP: 0.326, SLG: 0.501   | P3<br>1-0                    |                                  | HR<br>1-1                     |                                  |                               | P6<br>0-0                        |                              | P3<br>0-0                       |                              | 4                                | 1                            | 1                               | 2                             | 0                                | 0                            | 1                                |                              |                                  |                                  |                                    |                                  |        |  |  |  |
| Shea Hillenbrand, R<br>OBP: 0.362, SLG: 0.468  |                              | E5<br>2 LG<br>1B                 | K<br>3-3                      |                                  |                               | 2B<br>1-1                        |                              | K<br>1-2                        |                              | 4                                | 0                            | 2                               | 0                             | 0                                | 2                            | 1                                |                              |                                  |                                  |                                    |                                  |        |  |  |  |
| 2 Aaron Hill, R<br>OBP: 0.381, SLG: 0.462      | L9<br>2-3                    |                                  |                               | P2<br>2-0                        |                               | P2<br>0-0                        |                              | L9<br>1-0                       |                              | 4                                | 0                            | 0                               | 0                             | 0                                | 0                            | 3                                |                              |                                  |                                  |                                    |                                  |        |  |  |  |
| 9 Gregg Zaun, S<br>OBP: 0.382, SLG: 0.429      | G1-3<br>0-1                  |                                  |                               | K<br>1-3                         |                               | F7<br>2-1                        |                              |                                 | F8<br>3-2                    | 4                                | 0                            | 0                               | 0                             | 0                                | 1                            | 2                                |                              |                                  |                                  |                                    |                                  |        |  |  |  |
| 15 Alex Rios, R<br>OBP: 0.326, SLG: 0.423      | F8<br>3-1                    |                                  |                               | P3<br>1-0                        |                               |                                  | F9<br>2-1                    |                                 | G6-3<br>3-2                  | 4                                | 0                            | 0                               | 0                             | 0                                | 0                            | 1                                |                              |                                  |                                  |                                    |                                  |        |  |  |  |
| Eric Hinske, L<br>OBP: 0.314, SLG: 0.405       |                              |                                  | F8<br>1-1                     |                                  | P3<br>2-1                     |                                  |                              |                                 | F8<br>3-1                    | 4                                | 0                            | 1                               | 0                             | 0                                | 0                            | 0                                |                              |                                  |                                  |                                    |                                  |        |  |  |  |
| Orlando Hudson, S<br>OBP: 0.321, SLG: 0.412    |                              |                                  | 8<br>G4-3<br>1B               |                                  | 8<br>1B                       |                                  |                              |                                 |                              | 3                                | 1                            | 2                               | 0                             | 0                                | 1                            | 1                                |                              |                                  |                                  |                                    |                                  |        |  |  |  |
| <b>Inning Stats</b>                            | R: 0<br>E: 0<br>K: 0<br>S: 5 | H: 0<br>LOB: 0<br>BB: 1<br>P: 10 | R: 0<br>E: 1<br>K: 0<br>S: 12 | H: 1<br>LOB: 1<br>BB: 0<br>P: 17 | R: 3<br>E: 0<br>K: 1<br>S: 13 | H: 3<br>LOB: 0<br>BB: 0<br>P: 22 | R: 0<br>E: 0<br>K: 1<br>S: 5 | H: 0<br>LOB: 0<br>BB: 0<br>P: 9 | R: 0<br>E: 0<br>K: 0<br>S: 9 | H: 2<br>LOB: 1<br>BB: 0<br>P: 14 | R: 0<br>E: 0<br>K: 0<br>S: 6 | H: 1<br>LOB: 1<br>BB: 0<br>P: 9 | R: 0<br>E: 0<br>K: 1<br>S: 15 | H: 1<br>LOB: 1<br>BB: 0<br>P: 23 | R: 0<br>E: 0<br>K: 1<br>S: 8 | H: 1<br>LOB: 1<br>BB: 0<br>P: 12 | R: 0<br>E: 0<br>K: 0<br>S: 9 | H: 0<br>LOB: 0<br>BB: 0<br>P: 18 | 1B: 6<br>2B: 2<br>3B: 0<br>HR: 1 | SF: 0<br>SAC: 0<br>DP: 2<br>HBP: 0 | WP: 1<br>PB: 0<br>SB: 0<br>CS: 0 | PA: 35 |  |  |  |
| <b>PITCHER</b>                                 | IP                           | WLS                              | BF                            | H                                | R                             | ER                               | SO                           | BB                              | IBB                          | HBP                              | BLK                          | WP                              | HR                            | S                                | P                            | ERA                              | WHIP                         |                                  |                                  |                                    |                                  |        |  |  |  |
| Runelvys Hernandez, R<br>ERA: 4.34             | 6.0                          | W                                | 24                            | 7                                | 3                             | 3                                | 2                            | 1                               | 0                            | 0                                | 0                            | 0                               | 1                             | 50                               | 81                           | 4.50                             | 1.333                        |                                  |                                  |                                    |                                  |        |  |  |  |
| Andrew Sisco, L<br>ERA: 2.56                   | 0.2                          | H                                | 3                             | 1                                | 0                             | 0                                | 1                            | 0                               | 0                            | 0                                | 0                            | 0                               | 0                             | 11                               | 19                           | 0.00                             | 1.500                        |                                  |                                  |                                    |                                  |        |  |  |  |
| Jeremy Affeldt, L<br>ERA: 2.55                 | 1.1                          | H                                | 5                             | 1                                | 0                             | 0                                | 1                            | 0                               | 0                            | 0                                | 0                            | 1                               | 0                             | 12                               | 16                           | 0.00                             | 0.750                        |                                  |                                  |                                    |                                  |        |  |  |  |
| Mike MacDougal, R<br>ERA: 3.35                 | 1.0                          | S                                | 3                             | 0                                | 0                             | 0                                | 0                            | 0                               | 0                            | 0                                | 0                            | 0                               | 0                             | 9                                | 18                           | 0.00                             | 0.000                        |                                  |                                  |                                    |                                  |        |  |  |  |

Toronto Blue Jays @ Kansas City Royals  
Kauffman Stadium, Kansas City, MO

AB 34  
R 3  
H 9  
RBI 3  
BB 1  
SO 4  
LOB 14



WP: 1 PA: 35  
PB: 0  
SB: 0  
CS: 0

| Batter                                       | 1                             | 2                                | 3                            | 4                                | 5                            | 6                                | 7                             | 8                                | 9                             | AB                               | R                            | H                                | RBI                          | BB                               | SO                           | LOB                             | BOTTOM                           |                                    |                                  |        |  |  |  |  |  |
|--|-------------------------------|----------------------------------|------------------------------|----------------------------------|------------------------------|----------------------------------|-------------------------------|----------------------------------|-------------------------------|----------------------------------|------------------------------|----------------------------------|------------------------------|----------------------------------|------------------------------|---------------------------------|----------------------------------|------------------------------------|----------------------------------|--------|--|--|--|--|--|
| 9 David DeJesus, L<br>OBP: 0.368, SLG: 0.452 | 29 HBP<br>2B                  | SF8<br>3-H                       |                              | L3<br>1-1                        |                              |                                  | 1B<br>BB                      |                                  |                               | 2                                | 1                            | 1                                | 1                            | 1                                | 0                            | 2                               |                                  |                                    |                                  |        |  |  |  |  |  |
| Terrence Long, L<br>OBP: 0.315, SLG: 0.379   | 29 HBP<br>2B                  | G4-3                             |                              |                                  | K                            |                                  | G6-3<br>1B                    |                                  |                               | 3                                | 1                            | 1                                | 0                            | 1                                | 1                            | 0                               |                                  |                                    |                                  |        |  |  |  |  |  |
| 29 Mike Sweeney, R<br>OBP: 0.346, SLG: 0.531 |                               |                                  |                              |                                  |                              |                                  |                               |                                  |                               | 0                                | 1                            | 0                                | 0                            | 0                                | 0                            | 0                               |                                  |                                    |                                  |        |  |  |  |  |  |
| Donnie Murphy, R<br>OBP: 0.500, SLG: 0.833   | 2B<br>G5-3<br>HBP             |                                  | K                            |                                  | FC4-6<br>BB                  |                                  | G6-3                          |                                  |                               | 2                                | 0                            | 0                                | 0                            | 1                                | 1                            | 2                               |                                  |                                    |                                  |        |  |  |  |  |  |
| Matt Stairs, L<br>OBP: 0.367, SLG: 0.449     | 24<br>G4-3                    |                                  | G3                           |                                  | FC4-6<br>FC5-4               |                                  |                               | 24<br>G4-3<br>1B                 |                               | 4                                | 0                            | 2                                | 2                            | 0                                | 0                            | 1                               |                                  |                                    |                                  |        |  |  |  |  |  |
| Joe McEwing, R<br>OBP: 0.276, SLG: 0.316     |                               |                                  |                              |                                  |                              |                                  |                               |                                  |                               | 0                                | 0                            | 0                                | 0                            | 0                                | 0                            | 0                               |                                  |                                    |                                  |        |  |  |  |  |  |
| Emil Brown, R<br>OBP: 0.353, SLG: 0.445      | G5-3                          |                                  | G6-3                         |                                  | FC5-4                        |                                  |                               | F8                               |                               | 4                                | 0                            | 0                                | 1                            | 0                                | 0                            | 3                               |                                  |                                    |                                  |        |  |  |  |  |  |
| 24 Mark Teahen, L<br>OBP: 0.304, SLG: 0.370  | G4-3                          |                                  |                              | 14 BB<br>1B                      |                              | G3                               |                               | G4-3                             |                               | 3                                | 1                            | 0                                | 0                            | 1                                | 0                            | 2                               |                                  |                                    |                                  |        |  |  |  |  |  |
| 4 Angel Berroa, R<br>OBP: 0.299, SLG: 0.367  | P4                            |                                  |                              | K                                |                              | K                                |                               |                                  |                               | 3                                | 0                            | 0                                | 0                            | 0                                | 2                            | 2                               |                                  |                                    |                                  |        |  |  |  |  |  |
| Ruben Gotay, S<br>OBP: 0.304, SLG: 0.367     |                               |                                  | F8                           |                                  | 14 BB<br>1B                  |                                  | G4-3                          |                                  |                               | 2                                | 0                            | 0                                | 0                            | 1                                | 0                            | 0                               |                                  |                                    |                                  |        |  |  |  |  |  |
| 14 John Buck, R<br>OBP: 0.278, SLG: 0.359    |                               |                                  | 9 SF8<br>3B                  |                                  | 9 L3<br>1B                   |                                  |                               | F8                               |                               | 3                                | 1                            | 2                                | 1                            | 0                                | 0                            | 0                               |                                  |                                    |                                  |        |  |  |  |  |  |
| <b>Inning Stats</b>                          | R: 3<br>E: 0<br>K: 0<br>S: 14 | H: 2<br>LOB: 1<br>BB: 1<br>P: 23 | R: 1<br>E: 0<br>K: 0<br>S: 7 | H: 1<br>LOB: 0<br>BB: 0<br>P: 11 | R: 0<br>E: 0<br>K: 1<br>S: 6 | H: 0<br>LOB: 0<br>BB: 0<br>P: 13 | R: 1<br>E: 0<br>K: 1<br>S: 12 | H: 1<br>LOB: 1<br>BB: 2<br>P: 21 | R: 0<br>E: 0<br>K: 1<br>S: 12 | H: 0<br>LOB: 1<br>BB: 1<br>P: 22 | R: 0<br>E: 0<br>K: 1<br>S: 8 | H: 0<br>LOB: 0<br>BB: 0<br>P: 11 | R: 0<br>E: 0<br>K: 0<br>S: 6 | H: 1<br>LOB: 1<br>BB: 1<br>P: 11 | R: 0<br>E: 0<br>K: 0<br>S: 7 | H: 1<br>LOB: 1<br>BB: 0<br>P: 8 | 1B: 4<br>2B: 2<br>3B: 1<br>HR: 0 | SF: 1<br>SAC: 0<br>DP: 3<br>HBP: 1 | WP: 0<br>PB: 0<br>SB: 0<br>CS: 0 | PA: 33 |  |  |  |  |  |
| <b>PITCHER</b>                               | IP                            | WLS                              | BF                           | H                                | R                            | ER                               | SO                            | BB                               | IBB                           | HBP                              | BLK                          | WP                               | HR                           | S                                | P                            | ERA                             | WHIP                             |                                    |                                  |        |  |  |  |  |  |
| Pete Walker, R<br>ERA: 3.03                  | 3.1                           | L                                | 18                           | 4                                | 5                            | 5                                | 2                             | 3                                | 0                             | 1                                | 0                            | 0                                | 0                            | 37                               | 66                           | 13.50                           | 2.100                            |                                    |                                  |        |  |  |  |  |  |
| 37 Scott Downs, L<br>ERA: 5.53               | 3.0                           |                                  | 11                           | 1                                | 0                            | 0                                | 2                             | 2                                | 0                             | 0                                | 0                            | 0                                | 0                            | 24                               | 41                           | 0.00                            | 1.000                            |                                    |                                  |        |  |  |  |  |  |
| 54 Jason Frasor, R<br>ERA: 4.43              | 1.2                           |                                  | 4                            | 1                                | 0                            | 0                                | 0                             | 0                                | 0                             | 0                                | 0                            | 0                                | 0                            | 11                               | 13                           | 0.00                            | 0.600                            |                                    |                                  |        |  |  |  |  |  |

Toronto Blue Jays @ Kansas City Royals  
Kauffman Stadium, Kansas City, MO

AB 26  
R 5  
H 6  
RBI 5  
BB 5  
SO 4  
LOB 12



WP: 0 PA: 33  
PB: 0  
SB: 0  
CS: 0

Fri Jul 22 2005, 7:10 PM CDT  
Att: 20,958 - Clear - 98 F

livebaseballscores.com











| Batter  | 1   | 2   | 3  | 4                                | 5                            | 6                                | 7                            | 8                               | 9                            | AB                               | R                            | H                                | RBI                          | BB                               | SO                            | LOB                              | TOP   |                                  |                                  |                                    |                                  |        |  |
|---|---|---|--|----------------------------------|------------------------------|----------------------------------|------------------------------|---------------------------------|------------------------------|----------------------------------|------------------------------|----------------------------------|------------------------------|----------------------------------|-------------------------------|----------------------------------|---|----------------------------------|----------------------------------|------------------------------------|----------------------------------|--------|--|
| 9 Chone Figgins, S<br>OBP: 0.347, SLG: 0.404  | 0-1<br>27 LB BB<br>1B   |   | 1-1<br>F7  |                                  |                              | 3-1<br>G6-4-3                    |                              | 1-3<br>K                        |                              | 4                                | 0                            | 1                                | 0                            | 0                                | 1                             | 4                                | <b>Los Angeles Angels @ Toronto Blue Jays</b><br>Rogers Centre, Toronto, ON<br>Tue Jul 26 2005, 7:07 PM EDT<br>Att. 18,754 - Roof Closed - 68 F |                                  |                                  |                                    |                                  |        |  |
| Darin Erstad, L<br>OBP: 0.340, SLG: 0.380     | 4-0<br>1B   |   |  | 0-1<br>F7                        |                              | 1-0<br>G4-3                      |                              | 0-1<br>G1-3                     |                              | 3                                | 0                            | 0                                | 0                            | 1                                | 0                             | 3                                |   |                                  |                                  |                                    |                                  |        |  |
| 27 Vladimir Guerrero, R<br>Zach Sorensen, S   | 2-1<br>L8   |   | 0-0<br>16 G4-6-3<br>1B   |                                  |                              |                                  | 1-1<br>2B                    |                                 | 3-2<br>20 P3 16 1B<br>1B     | 4                                | 0                            | 3                                | 0                            | 0                                | 0                             | 2                                |   |                                  |                                  |                                    |                                  |        |  |
| 16 Garret Anderson, L<br>Josh Paul, R         | 1-1<br>G6-3   |   | 0-1<br>G4-6-3  |                                  |                              |                                  | 2-0<br>F7                    |                                 | 0-1<br>1B                    | 4                                | 0                            | 1                                | 0                            | 0                                | 0                             | 3                                |   |                                  |                                  |                                    |                                  |        |  |
| Bengie Molina, R<br>OBP: 0.338, SLG: 0.454    |   | 2-2<br>P6   |  |                                  | 2-1<br>F8                    |                                  | 0-0<br>P6                    |                                 | 0-1<br>L4                    | 4                                | 0                            | 0                                | 0                            | 0                                | 0                             | 3                                |   |                                  |                                  |                                    |                                  |        |  |
| 20 Juan Rivera, R<br>OBP: 0.276, SLG: 0.409   |   | 1-3<br>K  |  |                                  | 1-0<br>G6-3                  |                                  | 2-2<br>G5-3                  |                                 | 0-0<br>P3                    | 4                                | 0                            | 0                                | 0                            | 0                                | 1                             | 3                                |   |                                  |                                  |                                    |                                  |        |  |
| Orlando Cabrera, R<br>OBP: 0.296, SLG: 0.346  |   | 0-0<br>G3   |  |                                  | 1-2<br>F8                    |                                  |                              | 2-2<br>G1-3                     | 2-2<br>F7                    | 4                                | 0                            | 0                                | 0                            | 0                                | 0                             | 2                                |   |                                  |                                  |                                    |                                  |        |  |
| Steve Finley, L<br>OBP: 0.295, SLG: 0.402     |   |   | 1-3<br>K   |                                  |                              | 2-1<br>G6-4-3<br>1B              |                              | 3-1<br>6 BB<br>1B               |                              | 3                                | 0                            | 2                                | 0                            | 0                                | 1                             | 0                                |   |                                  |                                  |                                    |                                  |        |  |
| 6 Maicer Izturis, S<br>OBP: 0.346, SLG: 0.417 |   |   | 1-3<br>K   |                                  |                              | 0-1<br>9 G6-4-3<br>1B            |                              | 4-1<br>1B                       | 1-2<br>BB                    | 2                                | 0                            | 1                                | 0                            | 1                                | 1                             | 0                                |   |                                  |                                  |                                    |                                  |        |  |
| <b>Inning Stats</b>                           | R: 0<br>E: 0<br>K: 0<br>S: 6  | H: 1<br>LOB: 1<br>BB: 1<br>P: 13  | R: 0<br>E: 0<br>K: 1<br>S: 7   | H: 0<br>LOB: 0<br>BB: 0<br>P: 10 | R: 0<br>E: 0<br>K: 2<br>S: 8 | H: 0<br>LOB: 0<br>BB: 0<br>P: 11 | R: 0<br>E: 0<br>K: 0<br>S: 5 | H: 1<br>LOB: 0<br>BB: 0<br>P: 5 | R: 0<br>E: 0<br>K: 0<br>S: 6 | H: 0<br>LOB: 0<br>BB: 0<br>P: 10 | R: 0<br>E: 0<br>K: 0<br>S: 7 | H: 2<br>LOB: 1<br>BB: 0<br>P: 13 | R: 0<br>E: 0<br>K: 0<br>S: 7 | H: 1<br>LOB: 1<br>BB: 0<br>P: 12 | R: 0<br>E: 0<br>K: 1<br>S: 11 | H: 1<br>LOB: 2<br>BB: 1<br>P: 21 | R: 0<br>E: 0<br>K: 0<br>S: 11   | H: 2<br>LOB: 3<br>BB: 0<br>P: 16 | 1B: 7<br>2B: 1<br>3B: 0<br>HR: 0 | SF: 0<br>SAC: 0<br>DP: 2<br>HBP: 0 | WP: 0<br>PB: 0<br>SB: 0<br>CS: 0 | PA: 34 |  |
| <b>PITCHER</b>                                | IP<br>WLS<br>BF<br>H<br>R<br>ER<br>SO<br>BB<br>IBB<br>HBP<br>BLK<br>WP<br>HR<br>S<br>P<br>ERA<br>WHIP | 8.0<br>W<br>29<br>6<br>0<br>0<br>4<br>2<br>0<br>0<br>0<br>0<br>0<br>57<br>95<br>0.00<br>1.000 | 1.0<br>5<br>2<br>0<br>0<br>0<br>0<br>0<br>0<br>0<br>0<br>0<br>0<br>11<br>16<br>0.00<br>2.000 |                                  |                              |                                  |                              |                                 |                              |                                  |                              |                                  |                              |                                  |                               |                                  |   |                                  |                                  |                                    |                                  |        |  |
| 39 Gustavo Chacin, L<br>ERA: 3.45             |   |   |  |                                  |                              |                                  |                              |                                 |                              |                                  |                              |                                  |                              |                                  |                               |                                  |   |                                  |                                  |                                    |                                  |        |  |
| Miguel Batista, R<br>ERA: 3.11                |   |   |  |                                  |                              |                                  |                              |                                 |                              |                                  |                              |                                  |                              |                                  |                               |                                  |   |                                  |                                  |                                    |                                  |        |  |

| Batter  | 1   | 2   | 3   | 4  | 5                            | 6                                | 7                             | 8                                | 9                             | AB                               | R                            | H                               | RBI                          | BB                               | SO                            | LOB                              | BOTTOM  |                                    |                                  |        |  |  |  |  |
|---|---|---|---|--|------------------------------|----------------------------------|-------------------------------|----------------------------------|-------------------------------|----------------------------------|------------------------------|---------------------------------|------------------------------|----------------------------------|-------------------------------|----------------------------------|---|------------------------------------|----------------------------------|--------|--|--|--|--|
| 8 Russ Adams, L<br>OBP: 0.329, SLG: 0.422     | 4-2<br>1B<br>HR   | 0-0<br>1B   |   | 0-1<br>G4-3<br>1B  | 4-2<br>1B                    |                                  | 0-0<br>G3                     |                                  |                               | 3                                | 2                            | 2                               | 1                            | 2                                | 0                             | 2                                | <b>Los Angeles Angels @ Toronto Blue Jays</b><br>Rogers Centre, Toronto, ON<br>Tue Jul 26 2005, 7:07 PM EDT<br>Att. 18,754 - Roof Closed - 68 F |                                    |                                  |        |  |  |  |  |
| Frank Catalanotto, L<br>3 Reed Johnson, R     | 0-1<br>HR   | 3-1<br>G4-3   |   | 2-2<br>G4-3  | 2-3<br>K                     |                                  |                               | 1-3<br>K                         |                               | 4                                | 1                            | 1                               | 0                            | 0                                | 1                             | 6                                |   |                                    |                                  |        |  |  |  |  |
| 10 Vernon Wells, R<br>OBP: 0.320, SLG: 0.501  | 2-1<br>F8   |   | 0-0<br>F8   | 2-3<br>K   |                              | 0-0<br>P5                        |                               | 0-0<br>HR                        |                               | 5                                | 1                            | 1                               | 1                            | 0                                | 1                             | 3                                |   |                                    |                                  |        |  |  |  |  |
| Shea Hillenbrand, R<br>OBP: 0.363, SLG: 0.475 | 0-1<br>HR   |   | 1-1<br>1B   | 0-0<br>1B  | 1-0<br>F8                    |                                  | 1-0<br>P4                     |                                  |                               | 5                                | 1                            | 3                               | 4                            | 0                                | 0                             | 0                                |   |                                    |                                  |        |  |  |  |  |
| 47 Corey Koskie, L<br>OBP: 0.315, SLG: 0.425  | 2-1<br>1B   |   | 0-1<br>F9   | 3-2<br>F8  |                              | 3-2<br>G4-3                      |                               | 4-2<br>FC6-4<br>BB               |                               | 4                                | 0                            | 1                               | 0                            | 1                                | 0                             | 2                                |   |                                    |                                  |        |  |  |  |  |
| 9 Gregg Zaun, S<br>OBP: 0.376, SLG: 0.417     | 1-2<br>G6-3   |   | 2-2<br>F9   |  | 2-2<br>G3-6<br>1B            |                                  | 3-1<br>F7                     | 0-2<br>FC6-4                     |                               | 5                                | 0                            | 1                               | 0                            | 0                                | 0                             | 3                                |   |                                    |                                  |        |  |  |  |  |
| Eric Hinske, L<br>OBP: 0.326, SLG: 0.423      |   | 2-1<br>G4-3   |   | 0-2<br>15 2B<br>1B   | 1-0<br>G3-6                  |                                  | 4-1<br>15 HBP<br>BB           |                                  |                               | 3                                | 1                            | 1                               | 0                            | 1                                | 0                             | 1                                |   |                                    |                                  |        |  |  |  |  |
| 15 Alex Rios, R<br>OBP: 0.331, SLG: 0.425     |   | 2-2<br>G4-3   |   | 2-1<br>2B  | 0-0<br>E5<br>1B              |                                  | 1-1<br>1B                     | 1-2<br>HBP                       |                               | 3                                | 1                            | 1                               | 1                            | 0                                | 0                             | 0                                |   |                                    |                                  |        |  |  |  |  |
| Orlando Hudson, S<br>OBP: 0.327, SLG: 0.421   |   | 0-1<br>1B   |   | 0-1<br>8 1B<br>2B  | 2-1<br>8 BB<br>1B            |                                  | 2-2<br>L9                     |                                  |                               | 4                                | 1                            | 3                               | 1                            | 0                                | 0                             | 2                                |   |                                    |                                  |        |  |  |  |  |
| <b>Inning Stats</b>                           | R: 3<br>E: 0<br>K: 0<br>S: 15   | H: 3<br>LOB: 0<br>BB: 1<br>P: 24  | R: 0<br>E: 0<br>K: 0<br>S: 10   | H: 2<br>LOB: 2<br>BB: 0<br>P: 17   | R: 0<br>E: 0<br>K: 1<br>S: 8 | H: 1<br>LOB: 1<br>BB: 0<br>P: 11 | R: 4<br>E: 0<br>K: 1<br>S: 20 | H: 5<br>LOB: 1<br>BB: 0<br>P: 29 | R: 0<br>E: 0<br>K: 1<br>S: 13 | H: 2<br>LOB: 3<br>BB: 1<br>P: 24 | R: 0<br>E: 0<br>K: 0<br>S: 5 | H: 0<br>LOB: 0<br>BB: 0<br>P: 9 | R: 0<br>E: 0<br>K: 0<br>S: 8 | H: 0<br>LOB: 2<br>BB: 1<br>P: 18 | R: 1<br>E: 0<br>K: 1<br>S: 14 | H: 1<br>LOB: 1<br>BB: 1<br>P: 20 | 1B: 10<br>2B: 2<br>3B: 0<br>HR: 2   | SF: 0<br>SAC: 0<br>DP: 2<br>HBP: 1 | WP: 0<br>PB: 0<br>SB: 0<br>CS: 0 | PA: 42 |  |  |  |  |
| <b>PITCHER</b>                                | IP<br>WLS<br>BF<br>H<br>R<br>ER<br>SO<br>BB<br>IBB<br>HBP<br>BLK<br>WP<br>HR<br>S<br>P<br>ERA<br>WHIP | 3.0<br>L<br>19<br>3<br>0<br>0<br>2<br>2<br>0<br>1<br>0<br>0<br>0<br>33<br>63<br>0.00<br>1.500 | 4.1<br>3<br>16<br>3<br>0<br>0<br>2<br>2<br>0<br>1<br>0<br>0<br>0<br>33<br>63<br>0.00<br>1.500 | 7.1<br>1<br>7<br>1<br>1<br>1<br>1<br>1<br>0<br>0<br>0<br>0<br>1<br>18<br>26<br>5.40<br>1.200 |                              |                                  |                               |                                  |                               |                                  |                              |                                 |                              |                                  |                               |                                  |   |                                    |                                  |        |  |  |  |  |
| Paul Byrd, R<br>ERA: 4.1                      |   |   |   |  |                              |                                  |                               |                                  |                               |                                  |                              |                                 |                              |                                  |                               |                                  |   |                                    |                                  |        |  |  |  |  |
| Kevin Gregg, R<br>ERA: 6.75                   |   |   |   |  |                              |                                  |                               |                                  |                               |                                  |                              |                                 |                              |                                  |                               |                                  |   |                                    |                                  |        |  |  |  |  |
| Joel Peralta, R<br>ERA: 4.5                   |   |   |   |  |                              |                                  |                               |                                  |                               |                                  |                              |                                 |                              |                                  |                               |                                  |   |                                    |                                  |        |  |  |  |  |



| Batter  | 1                            | 2                                | 3                            | 4                                | 5                             | 6                                | 7                            | 8                                | 9                             | 10                               | AB                            | R                                | H                             | RBI                              | BB                           | SO                               | LOB                           | TOP                              |                                  |                                    |                                  |        |
|---|------------------------------|----------------------------------|------------------------------|----------------------------------|-------------------------------|----------------------------------|------------------------------|----------------------------------|-------------------------------|----------------------------------|-------------------------------|----------------------------------|-------------------------------|----------------------------------|------------------------------|----------------------------------|-------------------------------|----------------------------------|----------------------------------|------------------------------------|----------------------------------|--------|
| 9 Chone Figgins, S<br>OBP: 0.348, SLG: 0.402      | P5                           |                                  | K                            |                                  | SAFE 0-0<br>G3-6-1<br>1B      |                                  | K                            |                                  |                               | P5                               | 5                             | 0                                | 1                             | 0                                | 0                            | 2                                | 3                             |                                  |                                  |                                    |                                  |        |
| Darin Erstad, L<br>OBP: 0.343, SLG: 0.385         | G3-1                         |                                  | G3-6-1<br>27 S<br>1B         |                                  | G3-6-1<br>1-2f                |                                  |                              | 16<br>1B<br>1B                   |                               | 1B<br>2B                         | 5                             | 0                                | 3                             | 1                                | 0                            | 0                                | 2                             |                                  |                                  |                                    |                                  |        |
| 27 Vladimir Guerrero, R<br>OBP: 0.364, SLG: 0.552 | HR                           |                                  | G5-3                         |                                  | G5-3                          |                                  | G5-3                         | F8                               |                               | 1B<br>IBB                        | 4                             | 1                                | 1                             | 1                                | 1                            | 0                                | 2                             |                                  |                                  |                                    |                                  |        |
| 16 Garret Anderson, L<br>OBP: 0.319, SLG: 0.443   | G3                           |                                  |                              | E6                               |                               | L8                               |                              | FC6<br>1B                        |                               | F7                               | 5                             | 0                                | 1                             | 0                                | 0                            | 0                                | 2                             |                                  |                                  |                                    |                                  |        |
| Steve Finley, L<br>OBP: 0.324, SLG: 0.399         |                              | F8                               |                              | F8                               |                               | G5-3                             |                              | K                                |                               | 1-2<br>2-3<br>1B                 | 5                             | 0                                | 1                             | 0                                | 0                            | 1                                | 3                             |                                  |                                  |                                    |                                  |        |
| Bencie Molina, R<br>OBP: 0.331, SLG: 0.443        |                              | G6-3                             |                              | P4                               |                               |                                  | P4                           | FC6                              |                               | G1-3                             | 5                             | 0                                | 0                             | 0                                | 0                            | 0                                | 6                             |                                  |                                  |                                    |                                  |        |
| Jeff DaVanon, S<br>OBP: 0.344, SLG: 0.320         |                              |                                  |                              | F7                               |                               |                                  | F8                           |                                  |                               | G3                               | 4                             | 0                                | 0                             | 0                                | 0                            | 1                                | 1                             |                                  |                                  |                                    |                                  |        |
| Orlando Cabrera, R<br>OBP: 0.298, SLG: 0.348      |                              |                                  | G6-3                         |                                  | 9<br>1B<br>1B                 |                                  |                              | S<br>1B                          |                               | F8                               | 4                             | 0                                | 2                             | 0                                | 0                            | 0                                | 0                             |                                  |                                  |                                    |                                  |        |
| Adam Kennedy, L<br>OBP: 0.379, SLG: 0.401         |                              |                                  |                              | F8                               |                               |                                  |                              | 1-2<br>BB                        |                               | G4-3                             | 3                             | 1                                | 1                             | 0                                | 1                            | 0                                | 1                             |                                  |                                  |                                    |                                  |        |
| <b>Inning Stats</b>                               | R: 1<br>E: 0<br>K: 0<br>S: 9 | H: 1<br>LOB: 0<br>BB: 0<br>P: 14 | R: 0<br>E: 0<br>K: 1<br>S: 8 | H: 0<br>LOB: 0<br>BB: 0<br>P: 13 | R: 1<br>E: 0<br>K: 1<br>S: 14 | H: 2<br>LOB: 1<br>BB: 0<br>P: 18 | R: 0<br>E: 1<br>K: 0<br>S: 7 | H: 0<br>LOB: 1<br>BB: 0<br>P: 11 | R: 0<br>E: 0<br>K: 0<br>S: 12 | H: 0<br>LOB: 0<br>BB: 0<br>P: 17 | R: 0<br>E: 0<br>K: 1<br>S: 13 | H: 1<br>LOB: 2<br>BB: 1<br>P: 16 | R: 0<br>E: 0<br>K: 1<br>S: 11 | H: 2<br>LOB: 2<br>BB: 0<br>P: 15 | R: 0<br>E: 0<br>K: 0<br>S: 7 | H: 0<br>LOB: 0<br>BB: 0<br>P: 11 | R: 0<br>E: 0<br>K: 0<br>S: 11 | H: 2<br>LOB: 3<br>BB: 1<br>P: 21 | 1B: 7<br>2B: 2<br>3B: 0<br>HR: 1 | SF: 0<br>SAC: 0<br>DP: 1<br>HBP: 0 | WP: 0<br>PB: 0<br>SB: 2<br>CS: 0 | PA: 42 |
| <b>PITCHER</b>                                    | IP                           | WLS                              | BF                           | H                                | R                             | ER                               | SO                           | BB                               | IBB                           | HBP                              | BLK                           | WP                               | HR                            | S                                | P                            | ERA                              | WHIP                          |                                  |                                  |                                    |                                  |        |
| Josh Towers, R<br>ERA: 4.6                        | (1.1)                        | 6.2                              | 27                           | 6                                | 2                             | 1                                | 2                            | 1                                | 0                             | 0                                | 0                             | 0                                | 0                             | 1                                | 69                           | 99                               | 1.35                          | 1.050                            |                                  |                                    |                                  |        |
| Scott Schoeneweis, L<br>ERA: 4.5                  | (7.1)                        | 0.1                              | 2                            | 1                                | 0                             | 0                                | 1                            | 0                                | 0                             | 0                                | 0                             | 0                                | 0                             | 6                                | 8                            | 0.00                             | 3.000                         |                                  |                                  |                                    |                                  |        |
| 54 Jason Frasor, R<br>ERA: 4.2                    | (8.1)                        | 1.0                              | 4                            | 1                                | 0                             | 0                                | 1                            | 0                                | 0                             | 0                                | 0                             | 0                                | 0                             | 8                                | 10                           | 0.00                             | 1.000                         |                                  |                                  |                                    |                                  |        |
| Miguel Batista, R<br>ERA: 2.98                    | (9.1)                        | 2.0                              | W                            | 9                                | 2                             | 0                                | 0                            | 0                                | 1                             | 0                                | 0                             | 0                                | 0                             | 18                               | 32                           | 0.00                             | 1.000                         |                                  |                                  |                                    |                                  |        |

Los Angeles Angels @ Toronto Blue Jays  
Rogers Centre, Toronto, ON  
Wed Jul 27 2005, 7:07 PM EDT  
Att. 18,998 - Partly Cloudy - 72 F

|     |    |
|-----|----|
| AB  | 40 |
| R   | 2  |
| H   | 10 |
| RBI | 2  |
| BB  | 2  |
| SO  | 4  |
| LOB | 20 |



| Batter   | 1                            | 2                                | 3                             | 4                                | 5                             | 6                                | 7                             | 8                                | 9                            | 10                                 | AB                            | R                                | H                            | RBI                              | BB                           | SO                              | LOB                          | BOTTOM                           |                                  |                                    |                                  |        |
|--|------------------------------|----------------------------------|-------------------------------|----------------------------------|-------------------------------|----------------------------------|-------------------------------|----------------------------------|------------------------------|------------------------------------|-------------------------------|----------------------------------|------------------------------|----------------------------------|------------------------------|---------------------------------|------------------------------|----------------------------------|----------------------------------|------------------------------------|----------------------------------|--------|
| 8 Russ Adams, L<br>OBP: 0.327, SLG: 0.418      | G4-3                         |                                  | F8                            |                                  | G3                            |                                  | G3                            |                                  |                              | 2<br>1B<br>47<br>WP<br>SH5-3<br>1B | 5                             | 1                                | 1                            | 0                                | 0                            | 0                               | 2                            |                                  |                                  |                                    |                                  |        |
| Frank Catalanotto, L<br>OBP: 0.374, SLG: 0.453 | L9                           |                                  | 10<br>1B<br>1B                |                                  |                               |                                  | K                             |                                  |                              | SH5-3                              | 4                             | 0                                | 1                            | 0                                | 0                            | 1                               | 0                            |                                  |                                  |                                    |                                  |        |
| 10 Vernon Wells, R<br>OBP: 0.324, SLG: 0.507   | F8                           |                                  | 1-2<br>1B                     |                                  | 47<br>1B<br>3B                |                                  | G4-3                          |                                  |                              | 47<br>WP<br>2<br>1B<br>IBB         | 4                             | 1                                | 2                            | 0                                | 1                            | 0                               | 0                            |                                  |                                  |                                    |                                  |        |
| Shea Hillenbrand, R<br>OBP: 0.302, SLG: 0.472  |                              | K                                |                               |                                  | P5                            |                                  |                               | 47<br>G4-6-3<br>1B               |                              | 47<br>WP<br>1B                     | 4                             | 0                                | 1                            | 0                                | 0                            | 1                               | 3                            |                                  |                                  |                                    |                                  |        |
| 2 Aaron Hill, R<br>OBP: 0.371, SLG: 0.444      |                              |                                  | F4                            |                                  |                               |                                  |                               |                                  |                              | 1-2<br>2-3<br>1B                   | 1                             | 0                                | 1                            | 0                                | 0                            | 0                               | 0                            |                                  |                                  |                                    |                                  |        |
| 47 Corey Koskie, L<br>OBP: 0.314, SLG: 0.420   |                              | P4                               |                               | L8                               |                               |                                  |                               | G4-6-3                           |                              | WP                                 | 5                             | 0                                | 1                            | 1                                | 0                            | 0                               | 5                            |                                  |                                  |                                    |                                  |        |
| 9 Gregg Zaun, S<br>OBP: 0.377, SLG: 0.414      |                              | 1B<br>15<br>1B<br>BB             |                               |                                  |                               |                                  |                               | 1-2f<br>1B                       |                              | 1-2<br>2-3<br>3-H                  | 2                             | 1                                | 0                            | 0                                | 2                            | 0                               | 2                            |                                  |                                  |                                    |                                  |        |
| Eric Hinske, L<br>OBP: 0.325, SLG: 0.421       |                              |                                  |                               |                                  |                               |                                  |                               |                                  |                              |                                    | 4                             | 0                                | 1                            | 0                                | 0                            | 2                               | 1                            |                                  |                                  |                                    |                                  |        |
| 15 Alex Rios, R<br>OBP: 0.330, SLG: 0.422      |                              |                                  |                               |                                  |                               |                                  |                               |                                  |                              |                                    | 4                             | 0                                | 1                            | 1                                | 0                            | 0                               | 1                            |                                  |                                  |                                    |                                  |        |
| Orlando Hudson, S<br>OBP: 0.326, SLG: 0.419    |                              |                                  |                               |                                  |                               |                                  |                               |                                  |                              |                                    | 4                             | 0                                | 1                            | 0                                | 0                            | 2                               | 2                            |                                  |                                  |                                    |                                  |        |
| <b>Inning Stats</b>                            | R: 0<br>E: 0<br>K: 0<br>S: 9 | H: 0<br>LOB: 0<br>BB: 0<br>P: 12 | R: 1<br>E: 0<br>K: 1<br>S: 13 | H: 2<br>LOB: 2<br>BB: 1<br>P: 23 | R: 0<br>E: 0<br>K: 0<br>S: 11 | H: 2<br>LOB: 2<br>BB: 1<br>P: 17 | R: 0<br>E: 0<br>K: 1<br>S: 11 | H: 1<br>LOB: 2<br>BB: 1<br>P: 19 | R: 1<br>E: 0<br>K: 0<br>S: 7 | H: 2<br>LOB: 1<br>BB: 0<br>P: 11   | R: 0<br>E: 0<br>K: 2<br>S: 11 | H: 0<br>LOB: 0<br>BB: 0<br>P: 15 | R: 0<br>E: 0<br>K: 0<br>S: 9 | H: 0<br>LOB: 0<br>BB: 0<br>P: 11 | R: 0<br>E: 0<br>K: 1<br>S: 7 | H: 0<br>LOB: 0<br>BB: 0<br>P: 7 | R: 1<br>E: 0<br>K: 0<br>S: 6 | H: 2<br>LOB: 2<br>BB: 1<br>P: 14 | 1B: 9<br>2B: 0<br>3B: 1<br>HR: 0 | SF: 0<br>SAC: 1<br>DP: 1<br>HBP: 0 | WP: 1<br>PB: 0<br>SB: 0<br>CS: 0 | PA: 41 |
| <b>PITCHER</b>                                 | IP                           | WLS                              | BF                            | H                                | R                             | ER                               | SO                            | BB                               | IBB                          | HBP                                | BLK                           | WP                               | HR                           | S                                | P                            | ERA                             | WHIP                         |                                  |                                  |                                    |                                  |        |
| 40 Bartolo Colon, R<br>ERA: 3.72               | (1.1)                        | 7.0                              | 30                            | 7                                | 2                             | 2                                | 5                             | 2                                | 0                            | 0                                  | 0                             | 0                                | 0                            | 71                               | 108                          | 2.57                            | 1.286                        |                                  |                                  |                                    |                                  |        |
| 62 Scot Shields, R<br>ERA: 3.13                | (8.1)                        | 2.0                              | 6                             | 1                                | 0                             | 0                                | 1                             | 0                                | 0                            | 0                                  | 0                             | 0                                | 0                            | 14                               | 21                           | 0.00                            | 0.500                        |                                  |                                  |                                    |                                  |        |
| Brendan Donnelly, R<br>ERA: 3.4                | (10.1)                       | 0.1                              | L                             | 5                                | 2                             | 1                                | 1                             | 0                                | 0                            | 1                                  | 0                             | 0                                | 6                            | 14                               | 27.00                        | 6.000                           |                              |                                  |                                  |                                    |                                  |        |

Los Angeles Angels @ Toronto Blue Jays  
Rogers Centre, Toronto, ON  
Wed Jul 27 2005, 7:07 PM EDT  
Att. 18,998 - Partly Cloudy - 72 F

|     |    |
|-----|----|
| AB  | 37 |
| R   | 3  |
| H   | 10 |
| RBI | 2  |
| BB  | 3  |
| SO  | 6  |
| LOB | 16 |





| Batter  | 1   | 2   | 3  | 4  | 5  | 6  | 7  | 8                               | 9                            | 10                               | 11                           | 12                               | 13                            | 14                               | 15                            | 16                               | 17                            | 18   | AB   | R                                | H                            | RBI                             | BB                           | SO                               | LOB                           |                                  |                               |                                  |                               |                                  |                              |                                 |                                  |                                    |                         |        |
|---|---|---|--|--|--|--|--|---------------------------------|------------------------------|----------------------------------|------------------------------|----------------------------------|-------------------------------|----------------------------------|-------------------------------|----------------------------------|-------------------------------|--|--|----------------------------------|------------------------------|---------------------------------|------------------------------|----------------------------------|-------------------------------|----------------------------------|-------------------------------|----------------------------------|-------------------------------|----------------------------------|------------------------------|---------------------------------|----------------------------------|------------------------------------|-------------------------|--------|
| 9 Chone Figgins, S<br>OBP: 0.342, SLG: 0.396      |   |   |  |  |  |  |  |                                 |                              |                                  |                              |                                  |                               |                                  |                               |                                  |                               |  | 8  | 0                                | 1                            | 0                               | 0                            | 3                                | 4                             |                                  |                               |                                  |                               |                                  |                              |                                 |                                  |                                    |                         |        |
| Darin Erstad, L<br>OBP: 0.338, SLG: 0.383         |   |   |  |  |  |  |  |                                 |                              |                                  |                              |                                  |                               |                                  |                               |                                  |                               |  | 8  | 0                                | 1                            | 0                               | 0                            | 1                                | 2                             |                                  |                               |                                  |                               |                                  |                              |                                 |                                  |                                    |                         |        |
| 20 Juan Rivera, R<br>OBP: 0.275, SLG: 0.417       |   |   |  |  |  |  |  |                                 |                              |                                  |                              |                                  |                               |                                  |                               |                                  |                               |  | 4  | 0                                | 1                            | 0                               | 0                            | 0                                | 2                             |                                  |                               |                                  |                               |                                  |                              |                                 |                                  |                                    |                         |        |
| Jeff DaVanon, S<br>OBP: 0.347, SLG: 0.317         |   |   |  |  |  |  |  |                                 |                              |                                  |                              |                                  |                               |                                  |                               |                                  |                               |  | 2  | 1                                | 0                            | 0                               | 2                            | 0                                | 0                             |                                  |                               |                                  |                               |                                  |                              |                                 |                                  |                                    |                         |        |
| 16 Garret Anderson, L<br>OBP: 0.376, SLG: 0.436   |   |   |  |  |  |  |  |                                 |                              |                                  |                              |                                  |                               |                                  |                               |                                  |                               |  | 7  | 0                                | 0                            | 0                               | 1                            | 2                                | 4                             |                                  |                               |                                  |                               |                                  |                              |                                 |                                  |                                    |                         |        |
| Bengie Molina, R<br>OBP: 0.323, SLG: 0.438        |   |   |  |  |  |  |  |                                 |                              |                                  |                              |                                  |                               |                                  |                               |                                  |                               |  | 3  | 0                                | 0                            | 0                               | 0                            | 0                                | 0                             |                                  |                               |                                  |                               |                                  |                              |                                 |                                  |                                    |                         |        |
| 27 Vladimir Guerrero, R<br>OBP: 0.288, SLG: 0.562 |   |   |  |  |  |  |  |                                 |                              |                                  |                              |                                  |                               |                                  |                               |                                  |                               |  | 0  | 0                                | 0                            | 0                               | 1                            | 0                                | 0                             |                                  |                               |                                  |                               |                                  |                              |                                 |                                  |                                    |                         |        |
| Jose Molina, R<br>OBP: 0.286, SLG: 0.305          |   |   |  |  |  |  |  |                                 |                              |                                  |                              |                                  |                               |                                  |                               |                                  |                               |  | 3  | 0                                | 0                            | 0                               | 0                            | 0                                | 3                             |                                  |                               |                                  |                               |                                  |                              |                                 |                                  |                                    |                         |        |
| Steve Finley, L<br>OBP: 0.290, SLG: 0.392         |   |   |  |  |  |  |  |                                 |                              |                                  |                              |                                  |                               |                                  |                               |                                  |                               |  | 7  | 0                                | 1                            | 1                               | 0                            | 0                                | 2                             |                                  |                               |                                  |                               |                                  |                              |                                 |                                  |                                    |                         |        |
| Orlando Cabrera, R<br>OBP: 0.338, SLG: 0.347      |   |   |  |  |  |  |  |                                 |                              |                                  |                              |                                  |                               |                                  |                               |                                  |                               |  | 7  | 0                                | 2                            | 0                               | 0                            | 2                                | 3                             |                                  |                               |                                  |                               |                                  |                              |                                 |                                  |                                    |                         |        |
| 6 Maicer Irujo, S<br>OBP: 0.338, SLG: 0.405       |   |   |  |  |  |  |  |                                 |                              |                                  |                              |                                  |                               |                                  |                               |                                  |                               |  | 6  | 0                                | 1                            | 0                               | 0                            | 0                                | 2                             |                                  |                               |                                  |                               |                                  |                              |                                 |                                  |                                    |                         |        |
| Adam Kennedy, L<br>OBP: 0.377, SLG: 0.397         |   |   |  |  |  |  |  |                                 |                              |                                  |                              |                                  |                               |                                  |                               |                                  |                               |  | 7  | 0                                | 2                            | 0                               | 0                            | 2                                | 2                             |                                  |                               |                                  |                               |                                  |                              |                                 |                                  |                                    |                         |        |
| <b>Inning Stats</b>                               | R: 0<br>E: 0<br>K: 1<br>S: 8  | H: 1<br>LOB: 1<br>BB: 0<br>P: 11  | R: 0<br>E: 0<br>K: 1<br>S: 8   | H: 0<br>LOB: 0<br>BB: 0<br>P: 10   | R: 0<br>E: 0<br>K: 1<br>S: 11  | H: 0<br>LOB: 0<br>BB: 0<br>P: 18   | R: 0<br>E: 0<br>K: 0<br>S: 3   | H: 0<br>LOB: 0<br>BB: 0<br>P: 6 | R: 0<br>E: 0<br>K: 0<br>S: 9 | H: 1<br>LOB: 1<br>BB: 0<br>P: 11 | R: 0<br>E: 0<br>K: 0<br>S: 6 | H: 0<br>LOB: 0<br>BB: 0<br>P: 10 | R: 0<br>E: 0<br>K: 2<br>S: 10 | H: 1<br>LOB: 1<br>BB: 0<br>P: 17 | R: 1<br>E: 0<br>K: 1<br>S: 11 | H: 1<br>LOB: 2<br>BB: 2<br>P: 21 | R: 0<br>E: 0<br>K: 2<br>S: 10 | H: 0<br>LOB: 0<br>BB: 0<br>P: 14   | R: 0<br>E: 0<br>K: 0<br>S: 7   | H: 0<br>LOB: 0<br>BB: 0<br>P: 10 | R: 0<br>E: 0<br>K: 0<br>S: 4 | H: 0<br>LOB: 0<br>BB: 0<br>P: 4 | R: 0<br>E: 0<br>K: 0<br>S: 9 | H: 0<br>LOB: 0<br>BB: 0<br>P: 14 | R: 0<br>E: 0<br>K: 1<br>S: 10 | H: 0<br>LOB: 1<br>BB: 1<br>P: 19 | R: 0<br>E: 0<br>K: 0<br>S: 13 | H: 1<br>LOB: 2<br>BB: 1<br>P: 19 | R: 0<br>E: 0<br>K: 1<br>S: 11 | H: 2<br>LOB: 2<br>BB: 0<br>P: 16 | R: 0<br>E: 0<br>K: 0<br>S: 3 | H: 0<br>LOB: 0<br>BB: 0<br>P: 5 | 1B: 7<br>2B: 1<br>3B: 0<br>HR: 0 | SF: 0<br>SAC: 1<br>DF: 1<br>HBP: 0 | WP: 0<br>PB: 0<br>CS: 0 | PA: 67 |
| <b>PITCHER</b>                                    | IP: 1.1<br>WLS: 8.1<br>BF: 32<br>H: 5<br>R: 1<br>ER: 1<br>SO: 4<br>BB: 0<br>IBB: 0<br>HBP: 0<br>BLK: 0<br>WP: 0<br>HR: 0<br>S: 65<br>P: 106<br>ERA: 1.08<br>WHIP: 0.600 | IP: 0.1<br>WLS: 0.1<br>BF: 1<br>H: 0<br>R: 0<br>ER: 0<br>SO: 0<br>BB: 0<br>IBB: 0<br>HBP: 0<br>BLK: 0<br>WP: 0<br>HR: 0<br>S: 6<br>P: 4<br>ERA: 0.00<br>WHIP: 0.000 | IP: 0.1<br>WLS: 1.1<br>BF: 4<br>H: 0<br>R: 0<br>ER: 0<br>SO: 3<br>BB: 0<br>IBB: 0<br>HBP: 0<br>BLK: 0<br>WP: 0<br>HR: 14<br>S: 18<br>P: 18<br>ERA: 0.00<br>WHIP: 0.000 | IP: 3.0<br>WLS: 3.0<br>BF: 9<br>H: 0<br>R: 0<br>ER: 0<br>SO: 0<br>BB: 0<br>IBB: 0<br>HBP: 0<br>BLK: 0<br>WP: 0<br>HR: 20<br>S: 28<br>P: 28<br>ERA: 0.00<br>WHIP: 0.000 | IP: 1.0<br>WLS: 1.0<br>BF: 4<br>H: 0<br>R: 0<br>ER: 0<br>SO: 1<br>BB: 0<br>IBB: 0<br>HBP: 0<br>BLK: 0<br>WP: 0<br>HR: 10<br>S: 19<br>P: 19<br>ERA: 0.00<br>WHIP: 1.000 | IP: 1.0<br>WLS: 1.0<br>BF: 4<br>H: 1<br>R: 0<br>ER: 0<br>SO: 0<br>BB: 0<br>IBB: 0<br>HBP: 0<br>BLK: 0<br>WP: 0<br>HR: 0<br>S: 6<br>P: 10<br>ERA: 1.00<br>WHIP: 1.000 | IP: 3.0<br>WLS: 3.0<br>BF: 13<br>H: 3<br>R: 0<br>ER: 0<br>SO: 2<br>BB: 1<br>IBB: 0<br>HBP: 0<br>BLK: 0<br>WP: 0<br>HR: 0<br>S: 27<br>P: 40<br>ERA: 0.00<br>WHIP: 1.333 |                                 |                              |                                  |                              |                                  |                               |                                  |                               |                                  |                               | IP: 1.0<br>WLS: 1.0<br>BF: 4<br>H: 1<br>R: 0<br>ER: 0<br>SO: 0<br>BB: 0<br>IBB: 0<br>HBP: 0<br>BLK: 0<br>WP: 0<br>HR: 0<br>S: 8<br>P: 15<br>ERA: 0.00<br>WHIP: 1.000 | IP: 1.0<br>WLS: 1.0<br>BF: 4<br>H: 1<br>R: 0<br>ER: 0<br>SO: 0<br>BB: 0<br>IBB: 0<br>HBP: 0<br>BLK: 0<br>WP: 0<br>HR: 0<br>S: 8<br>P: 15<br>ERA: 0.00<br>WHIP: 1.333 |                                  |                              |                                 |                              |                                  |                               |                                  |                               |                                  |                               |                                  |                              |                                 |                                  |                                    |                         |        |

**TOP**

**Los Angeles Angels @ Toronto Blue Jays**  
Rogers Centre, Toronto, ON  
Thu Jul 28 2005, 7:07 PM EDT  
Att. 19,706 - Clear - 75 F

|    |   |   |     |    |    |     |
|----|---|---|-----|----|----|-----|
| AB | R | H | RBI | BB | SO | LOB |
| 62 | 1 | 9 | 1   | 4  | 10 | 24  |

| Batter   | 1   | 2  | 3  | 4  | 5  | 6  | 7  | 8                                | 9                            | 10                               | 11                           | 12                               | 13                            | 14                               | 15                            | 16                               | 17                           | 18   | AB   | R                               | H                            | RBI                              | BB                           | SO                               | LOB                          |                                  |                              |                                  |                              |                                  |                                  |                                    |                         |        |
|--|---|--|--|--|--|--|--|----------------------------------|------------------------------|----------------------------------|------------------------------|----------------------------------|-------------------------------|----------------------------------|-------------------------------|----------------------------------|------------------------------|--|--|---------------------------------|------------------------------|----------------------------------|------------------------------|----------------------------------|------------------------------|----------------------------------|------------------------------|----------------------------------|------------------------------|----------------------------------|----------------------------------|------------------------------------|-------------------------|--------|
| 8 Russ Adams, L<br>OBP: 0.326, SLG: 0.412      |   |  |  |  |  |  |  |                                  |                              |                                  |                              |                                  |                               |                                  |                               |                                  |                              |  | 6  | 1                               | 1                            | 0                                | 1                            | 1                                | 0                            |                                  |                              |                                  |                              |                                  |                                  |                                    |                         |        |
| Frank Catalanotto, L<br>OBP: 0.369, SLG: 0.443 |   |  |  |  |  |  |  |                                  |                              |                                  |                              |                                  |                               |                                  |                               |                                  |                              |  | 6  | 0                               | 0                            | 0                                | 1                            | 2                                | 2                            |                                  |                              |                                  |                              |                                  |                                  |                                    |                         |        |
| 10 Vernon Wells, R<br>OBP: 0.323, SLG: 0.503   |   |  |  |  |  |  |  |                                  |                              |                                  |                              |                                  |                               |                                  |                               |                                  |                              |  | 7  | 0                               | 2                            | 0                                | 0                            | 2                                | 1                            |                                  |                              |                                  |                              |                                  |                                  |                                    |                         |        |
| Shea Hillenbrand, R<br>OBP: 0.338, SLG: 0.488  |   |  |  |  |  |  |  |                                  |                              |                                  |                              |                                  |                               |                                  |                               |                                  |                              |  | 7  | 0                               | 1                            | 1                                | 0                            | 3                                | 2                            |                                  |                              |                                  |                              |                                  |                                  |                                    |                         |        |
| 47 Corey Koskie, L<br>OBP: 0.313, SLG: 0.411   |   |  |  |  |  |  |  |                                  |                              |                                  |                              |                                  |                               |                                  |                               |                                  |                              |  | 6  | 0                               | 1                            | 0                                | 1                            | 3                                | 2                            |                                  |                              |                                  |                              |                                  |                                  |                                    |                         |        |
| 2 Aaron Hill, R<br>OBP: 0.382, SLG: 0.432      |   |  |  |  |  |  |  |                                  |                              |                                  |                              |                                  |                               |                                  |                               |                                  |                              |  | 6  | 0                               | 0                            | 0                                | 0                            | 2                                | 3                            |                                  |                              |                                  |                              |                                  |                                  |                                    |                         |        |
| 9 Grego Zaun, S<br>OBP: 0.368, SLG: 0.403      |   |  |  |  |  |  |  |                                  |                              |                                  |                              |                                  |                               |                                  |                               |                                  |                              |  | 7  | 0                               | 0                            | 0                                | 0                            | 2                                | 4                            |                                  |                              |                                  |                              |                                  |                                  |                                    |                         |        |
| 3 Reed Johnson, R<br>OBP: 0.344, SLG: 0.450    |   |  |  |  |  |  |  |                                  |                              |                                  |                              |                                  |                               |                                  |                               |                                  |                              |  | 4  | 0                               | 1                            | 0                                | 0                            | 1                                | 0                            |                                  |                              |                                  |                              |                                  |                                  |                                    |                         |        |
| Eric Hinske, L<br>OBP: 0.324, SLG: 0.420       |   |  |  |  |  |  |  |                                  |                              |                                  |                              |                                  |                               |                                  |                               |                                  |                              |  | 1  | 0                               | 0                            | 0                                | 0                            | 1                                | 0                            |                                  |                              |                                  |                              |                                  |                                  |                                    |                         |        |
| 15 Alex Rios, R<br>OBP: 0.334, SLG: 0.424      |   |  |  |  |  |  |  |                                  |                              |                                  |                              |                                  |                               |                                  |                               |                                  |                              |  | 1  | 1                               | 1                            | 0                                | 1                            | 0                                | 0                            |                                  |                              |                                  |                              |                                  |                                  |                                    |                         |        |
| Orlando Hudson, S<br>OBP: 0.325, SLG: 0.416    |   |  |  |  |  |  |  |                                  |                              |                                  |                              |                                  |                               |                                  |                               |                                  |                              |  | 7  | 0                               | 2                            | 1                                | 0                            | 0                                | 2                            |                                  |                              |                                  |                              |                                  |                                  |                                    |                         |        |
| <b>Inning Stats</b>                            | R: 0<br>E: 0<br>K: 1<br>S: 8  | H: 0<br>LOB: 1<br>BB: 1<br>P: 18   | R: 0<br>E: 0<br>K: 1<br>S: 8   | H: 0<br>LOB: 0<br>BB: 0<br>P: 8  | R: 0<br>E: 0<br>K: 0<br>S: 12  | H: 2<br>LOB: 2<br>BB: 0<br>P: 18   | R: 0<br>E: 0<br>K: 1<br>S: 8   | H: 0<br>LOB: 0<br>BB: 0<br>P: 13 | R: 0<br>E: 0<br>K: 2<br>S: 8 | H: 0<br>LOB: 0<br>BB: 0<br>P: 13 | R: 0<br>E: 0<br>K: 1<br>S: 9 | H: 2<br>LOB: 1<br>BB: 0<br>P: 12 | R: 0<br>E: 0<br>K: 1<br>S: 16 | H: 2<br>LOB: 3<br>BB: 2<br>P: 29 | R: 0<br>E: 0<br>K: 1<br>S: 11 | H: 0<br>LOB: 0<br>BB: 0<br>P: 18 | R: 0<br>E: 0<br>K: 0<br>S: 8 | H: 0<br>LOB: 0<br>BB: 0<br>P: 10   | R: 0<br>E: 0<br>K: 0<br>S: 4   | H: 0<br>LOB: 0<br>BB: 0<br>P: 7 | R: 0<br>E: 0<br>K: 0<br>S: 8 | H: 0<br>LOB: 0<br>BB: 0<br>P: 13 | R: 0<br>E: 0<br>K: 1<br>S: 5 | H: 1<br>LOB: 2<br>BB: 1<br>P: 11 | R: 0<br>E: 0<br>K: 1<br>S: 8 | H: 0<br>LOB: 0<br>BB: 0<br>P: 10 | R: 0<br>E: 0<br>K: 0<br>S: 8 | H: 0<br>LOB: 0<br>BB: 0<br>P: 14 | R: 1<br>E: 0<br>K: 0<br>S: 9 | H: 2<br>LOB: 1<br>BB: 0<br>P: 13 | 1B: 9<br>2B: 1<br>3B: 0<br>HR: 0 | SF: 0<br>SAC: 1<br>DF: 1<br>HBP: 0 | WP: 1<br>PB: 0<br>CS: 1 | PA: 63 |
| <b>PITCHER</b>                                 | IP: 8.0<br>WLS: 8.0<br>BF: 27<br>H: 4<br>R: 0<br>ER: 0<br>SO: 9<br>BB: 1<br>IBB: 0<br>HBP: 0<br>BLK: 0<br>WP: 0<br>HR: 0<br>S: 70<br>P: 109<br>ERA: 0.00<br>WHIP: 0.625 | IP: 1.0<br>WLS: 1.0<br>BF: 6<br>H: 0<br>R: 0<br>ER: 0<br>SO: 1<br>BB: 0<br>IBB: 0<br>HBP: 0<br>BLK: 0<br>WP: 0<br>HR: 16<br>S: 29<br>P: 30<br>ERA: 9.00<br>WHIP: 3.000 | IP: 2.0<br>WLS: 2.0<br>BF: 7<br>H: 0<br>R: 0<br>ER: 0<br>SO: 1<br>BB: 0<br>IBB: 0<br>HBP: 0<br>BLK: 0<br>WP: 0<br>HR: 19<br>S: 28<br>P: 28<br>ERA: 0.00<br>WHIP: 0.000 | IP: 3.0<br>WLS: 3.0<br>BF: 9<br>H: 0<br>R: 0<br>ER: 0<br>SO: 3<br>BB: 0<br>IBB: 0<br>HBP: 0<br>BLK: 0<br>WP: 0<br>HR: 17<br>S: 28<br>P: 28<br>ERA: 0.00<br>WHIP: 0.000 | IP: 1.0<br>WLS: 1.0<br>BF: 4<br>H: 1<br>R: 0<br>ER: 0<br>SO: 1<br>BB: 0<br>IBB: 0<br>HBP: 0<br>BLK: 0<br>WP: 0<br>HR: 23<br>S: 35<br>P: 35<br>ERA: 0.00<br>WHIP: 0.667 | IP: 1.0<br>WLS: 1.0<br>BF: 4<br>H: 1<br>R: 0<br>ER: 0<br>SO: 0<br>BB: 0<br>IBB: 0<br>HBP: 0<br>BLK: 0<br>WP: 0<br>HR: 0<br>S: 6<br>P: 10<br>ERA: 1.00<br>WHIP: 1.000 | IP: 0.1<br>WLS: 0.1<br>BF: 1<br>H: 2<br>R: 1<br>ER: 1<br>SO: 0<br>BB: 0<br>IBB: 0<br>HBP: 0<br>BLK: 0<br>WP: 1<br>HR: 0<br>S: 13<br>P: 13<br>ERA: 27.00<br>WHIP: 6.000 |                                  |                              |                                  |                              |                                  |                               |                                  |                               |                                  |                              | IP: 1.0<br>WLS: 1.0<br>BF: 4<br>H: 1<br>R: 0<br>ER: 0<br>SO: 0<br>BB: 0<br>IBB: 0<br>HBP: 0<br>BLK: 0<br>WP: 0<br>HR: 0<br>S: 8<br>P: 15<br>ERA: 0.00<br>WHIP: 1.000 | IP: 1.0<br>WLS: 1.0<br>BF: 4<br>H: 1<br>R: 0<br>ER: 0<br>SO: 0<br>BB: 0<br>IBB: 0<br>HBP: 0<br>BLK: 0<br>WP: 0<br>HR: 0<br>S: 8<br>P: 15<br>ERA: 0.00<br>WHIP: 1.333 |                                 |                              |                                  |                              |                                  |                              |                                  |                              |                                  |                              |                                  |                                  |                                    |                         |        |

**BOTTOM**

**Los Angeles Angels @ Toronto Blue Jays**  
Rogers Centre, Toronto, ON  
Thu Jul 28 2005, 7:07 PM EDT  
Att. 19,706 - Clear - 75 F

|    |   |   |     |    |    |     |
|----|---|---|-----|----|----|-----|
| AB | R | H | RBI | BB | SO | LOB |
| 58 | 2 | 9 | 2   | 4  | 17 | 16  |



| Batter  | 1                             | 2                                | 3                            | 4                                | 5                             | 6                                | 7                            | 8                                | 9                             | AB                              | R                            | H                                | RBI                           | BB                               | SO                            | LOB                              | TOP  |                                    |                                  |        |  |  |  |  |  |  |  |
|---|-------------------------------|----------------------------------|------------------------------|----------------------------------|-------------------------------|----------------------------------|------------------------------|----------------------------------|-------------------------------|---------------------------------|------------------------------|----------------------------------|-------------------------------|----------------------------------|-------------------------------|----------------------------------|--|------------------------------------|----------------------------------|--------|--|--|--|--|--|--|--|
| <b>Gary Matthews, S</b> (1, 8)<br>OBP: 0.310, SLG: 0.452    |                               |                                  |                              |                                  |                               |                                  |                              |                                  |                               | 5                               | 1                            | 1                                | 1                             | 0                                | 1                             | 3                                | <b>Texas Rangers @ Toronto Blue Jays</b><br>Rogers Centre, Toronto, ON<br>Fri Jul 29 2005, 7:07 PM EDT<br>Att: 21,113 - Partly Cloudy - 75 F |                                    |                                  |        |  |  |  |  |  |  |  |
| <b>10 Michael Young, R</b> (1, 6)<br>OBP: 0.377, SLG: 0.508 |                               |                                  |                              |                                  |                               |                                  |                              |                                  |                               | 4                               | 0                            | 2                                | 1                             | 1                                | 2                             | 0                                |  |                                    |                                  |        |  |  |  |  |  |  |  |
| <b>23 Mark Teixeira, S</b> (1, 3)<br>OBP: 0.355, SLG: 0.538 |                               |                                  |                              |                                  |                               |                                  |                              |                                  |                               | 4                               | 0                            | 0                                | 0                             | 1                                | 3                             | 2                                |  |                                    |                                  |        |  |  |  |  |  |  |  |
| <b>9 Hank Blalock, L</b> (1, 10)<br>OBP: 0.345, SLG: 0.470  |                               |                                  |                              |                                  |                               |                                  |                              |                                  |                               | 4                               | 0                            | 0                                | 0                             | 0                                | 2                             | 4                                |  |                                    |                                  |        |  |  |  |  |  |  |  |
| <b>Alfonso Soriano, R</b> (1, 4)<br>OBP: 0.315, SLG: 0.546  |                               |                                  |                              |                                  |                               |                                  |                              |                                  |                               | 4                               | 1                            | 1                                | 0                             | 0                                | 1                             | 1                                |  |                                    |                                  |        |  |  |  |  |  |  |  |
| <b>Kevin Mench, R</b> (1, 7)<br>OBP: 0.337, SLG: 0.517      |                               |                                  |                              |                                  |                               |                                  |                              |                                  |                               | 4                               | 1                            | 2                                | 1                             | 0                                | 0                             | 0                                |  |                                    |                                  |        |  |  |  |  |  |  |  |
| <b>Richard Hidalgo, R</b> (1, 9)<br>OBP: 0.291, SLG: 0.421  |                               |                                  |                              |                                  |                               |                                  |                              |                                  |                               | 4                               | 0                            | 1                                | 0                             | 0                                | 2                             | 1                                |  |                                    |                                  |        |  |  |  |  |  |  |  |
| <b>Sandy Alomar Jr., R</b> (1, 2)<br>OBP: 0.311, SLG: 0.333 |                               |                                  |                              |                                  |                               |                                  |                              |                                  |                               | 4                               | 0                            | 1                                | 0                             | 0                                | 0                             | 3                                |  |                                    |                                  |        |  |  |  |  |  |  |  |
| <b>Mark DeRosa, R</b> (1, 5)<br>OBP: 0.300, SLG: 0.371      |                               |                                  |                              |                                  |                               |                                  |                              |                                  |                               | 3                               | 1                            | 1                                | 1                             | 0                                | 2                             | 3                                |  |                                    |                                  |        |  |  |  |  |  |  |  |
| <b>Inning Stats</b>   | R: 1<br>E: 0<br>K: 2<br>S: 11 | H: 1<br>LOB: 1<br>BB: 1<br>P: 15 | R: 1<br>E: 0<br>K: 0<br>S: 8 | H: 2<br>LOB: 1<br>BB: 0<br>P: 11 | R: 0<br>E: 0<br>K: 3<br>S: 10 | H: 0<br>LOB: 0<br>BB: 0<br>P: 15 | R: 0<br>E: 0<br>K: 1<br>S: 9 | H: 0<br>LOB: 0<br>BB: 0<br>P: 14 | R: 0<br>E: 0<br>K: 2<br>S: 20 | H: 0<br>LOB: 0<br>BB: 0<br>P: 8 | R: 1<br>E: 0<br>K: 1<br>S: 8 | H: 1<br>LOB: 1<br>BB: 0<br>P: 16 | R: 1<br>E: 0<br>K: 1<br>S: 17 | H: 3<br>LOB: 2<br>BB: 0<br>P: 29 | R: 0<br>E: 0<br>K: 2<br>S: 15 | H: 0<br>LOB: 0<br>BB: 0<br>P: 21 | 1B: 5<br>2B: 3<br>3B: 0<br>HR: 1   | SF: 0<br>SAC: 0<br>DP: 0<br>HBP: 1 | WP: 1<br>PB: 0<br>SB: 1<br>CS: 0 | PA: 39 |  |  |  |  |  |  |  |
| <b>PITCHER</b>  | IP                            | WLS                              | BF                           | H                                | R                             | ER                               | SO                           | BB                               | IBB                           | HBP                             | BLK                          | WP                               | HR                            | S                                | P                             | ERA                              | WHIP   |                                    |                                  |        |  |  |  |  |  |  |  |
| <b>37 Scott Downs, L</b> (1, 1)<br>ERA: 5.23                | 5.0                           | L                                | 22                           | 5                                | 2                             | 2                                | 8                            | 2                                | 0                             | 0                               | 0                            | 0                                | 1                             | 58                               | 87                            | 3.60                             | 1.400  |                                    |                                  |        |  |  |  |  |  |  |  |
| <b>22 Brandon League, R</b> (6, 1)<br>ERA: 7.62             | 1.2                           |                                  | 7                            | 1                                | 1                             | 1                                | 2                            | 0                                | 0                             | 1                               | 0                            | 1                                | 0                             | 14                               | 21                            | 5.40                             | 0.600  |                                    |                                  |        |  |  |  |  |  |  |  |
| <b>Scott Schoeneweis, L</b> (7, 1)<br>ERA: 4.63             | 0.2                           |                                  | 5                            | 3                                | 1                             | 1                                | 0                            | 0                                | 0                             | 0                               | 0                            | 0                                | 0                             | 11                               | 22                            | 13.50                            | 4.500  |                                    |                                  |        |  |  |  |  |  |  |  |
| <b>Justin Speier, R</b> (8, 1)<br>ERA: 2.43                 | 1.2                           |                                  | 5                            | 0                                | 0                             | 0                                | 3                            | 0                                | 0                             | 0                               | 0                            | 0                                | 0                             | 22                               | 31                            | 0.00                             | 0.000  |                                    |                                  |        |  |  |  |  |  |  |  |

| Batter   | 1                            | 2                               | 3                            | 4                                | 5                            | 6                                | 7                             | 8                                | 9                             | AB                               | R                            | H                                | RBI                           | BB                               | SO                            | LOB                              | BOTTOM   |                                  |                                  |                                    |                                  |        |  |  |  |  |  |
|--|------------------------------|---------------------------------|------------------------------|----------------------------------|------------------------------|----------------------------------|-------------------------------|----------------------------------|-------------------------------|----------------------------------|------------------------------|----------------------------------|-------------------------------|----------------------------------|-------------------------------|----------------------------------|--|----------------------------------|----------------------------------|------------------------------------|----------------------------------|--------|--|--|--|--|--|
| <b>15 Alex Rios, R</b> (1, 9)<br>OBP: 0.331, SLG: 0.419      |                              |                                 |                              |                                  |                              |                                  |                               |                                  |                               | 4                                | 0                            | 0                                | 0                             | 0                                | 3                             | 1                                | <b>Texas Rangers @ Toronto Blue Jays</b><br>Rogers Centre, Toronto, ON<br>Fri Jul 29 2005, 7:07 PM EDT<br>Att: 21,113 - Partly Cloudy - 75 F |                                  |                                  |                                    |                                  |        |  |  |  |  |  |
| <b>Frank Catalanotto, L</b> (1, 7)<br>OBP: 0.367, SLG: 0.438 |                              |                                 |                              |                                  |                              |                                  |                               |                                  |                               | 3                                | 0                            | 0                                | 0                             | 1                                | 0                             | 0                                |  |                                  |                                  |                                    |                                  |        |  |  |  |  |  |
| <b>10 Vernon Wells, R</b> (1, 8)<br>OBP: 0.325, SLG: 0.505   |                              |                                 |                              |                                  |                              |                                  |                               |                                  |                               | 4                                | 1                            | 2                                | 0                             | 0                                | 1                             | 2                                |  |                                  |                                  |                                    |                                  |        |  |  |  |  |  |
| <b>Shea Hillenbrand, R</b> (1, 5)<br>OBP: 0.360, SLG: 0.467  |                              |                                 |                              |                                  |                              |                                  |                               |                                  |                               | 4                                | 0                            | 2                                | 0                             | 0                                | 0                             | 1                                |  |                                  |                                  |                                    |                                  |        |  |  |  |  |  |
| <b>47 Corey Koskie, L</b> (1, 10)<br>OBP: 0.311, SLG: 0.413  |                              |                                 |                              |                                  |                              |                                  |                               |                                  |                               | 4                                | 0                            | 1                                | 1                             | 0                                | 0                             | 3                                |  |                                  |                                  |                                    |                                  |        |  |  |  |  |  |
| <b>2 Aaron Hill, R</b> (1, 6)<br>OBP: 0.356, SLG: 0.424      |                              |                                 |                              |                                  |                              |                                  |                               |                                  |                               | 4                                | 0                            | 0                                | 0                             | 0                                | 2                             |                                  |  |                                  |                                  |                                    |                                  |        |  |  |  |  |  |
| <b>Eric Hinske, L</b> (1, 3)<br>OBP: 0.323, SLG: 0.416       |                              |                                 |                              |                                  |                              |                                  |                               |                                  |                               | 3                                | 0                            | 0                                | 0                             | 1                                | 2                             | 1                                |  |                                  |                                  |                                    |                                  |        |  |  |  |  |  |
| <b>Orlando Hudson, S</b> (1, 4)<br>OBP: 0.321, SLG: 0.411    |                              |                                 |                              |                                  |                              |                                  |                               |                                  |                               | 4                                | 0                            | 0                                | 0                             | 0                                | 2                             | 2                                |  |                                  |                                  |                                    |                                  |        |  |  |  |  |  |
| <b>Ken Huckaby, R</b> (1, 2)<br>OBP: 0.208, SLG: 0.181       |                              |                                 |                              |                                  |                              |                                  |                               |                                  |                               | 3                                | 0                            | 1                                | 0                             | 0                                | 1                             | 0                                |  |                                  |                                  |                                    |                                  |        |  |  |  |  |  |
| <b>Inning Stats</b>  | R: 0<br>E: 0<br>K: 1<br>S: 7 | H: 0<br>LOB: 0<br>BB: 0<br>P: 8 | R: 0<br>E: 0<br>K: 0<br>S: 9 | H: 1<br>LOB: 2<br>BB: 1<br>P: 15 | R: 0<br>E: 0<br>K: 1<br>S: 8 | H: 0<br>LOB: 0<br>BB: 0<br>P: 10 | R: 1<br>E: 0<br>K: 0<br>S: 11 | H: 2<br>LOB: 1<br>BB: 0<br>P: 17 | R: 0<br>E: 0<br>K: 2<br>S: 10 | H: 1<br>LOB: 2<br>BB: 1<br>P: 18 | R: 0<br>E: 0<br>K: 0<br>S: 5 | H: 0<br>LOB: 0<br>BB: 0<br>P: 10 | R: 0<br>E: 0<br>K: 3<br>S: 10 | H: 0<br>LOB: 0<br>BB: 0<br>P: 13 | R: 0<br>E: 0<br>K: 0<br>S: 12 | H: 2<br>LOB: 2<br>BB: 0<br>P: 22 | R: 0<br>E: 0<br>K: 2<br>S: 8   | H: 0<br>LOB: 0<br>BB: 0<br>P: 11 | 1B: 3<br>2B: 3<br>3B: 0<br>HR: 0 | SF: 0<br>SAC: 0<br>DP: 0<br>HBP: 0 | WP: 0<br>PB: 0<br>SB: 0<br>CS: 0 | PA: 35 |  |  |  |  |  |
| <b>PITCHER</b>   | IP                           | WLS                             | BF                           | H                                | R                            | ER                               | SO                            | BB                               | IBB                           | HBP                              | BLK                          | WP                               | HR                            | S                                | P                             | ERA                              | WHIP   |                                  |                                  |                                    |                                  |        |  |  |  |  |  |
| <b>John Wasdin, R</b> (1, 1)<br>ERA: 4.35                    | 4.2                          |                                 | 20                           | 4                                | 1                            | 1                                | 3                             | 2                                | 0                             | 0                                | 0                            | 0                                | 0                             | 42                               | 65                            | 1.93                             | 1.286  |                                  |                                  |                                    |                                  |        |  |  |  |  |  |
| <b>Doug Brocail, R</b> (5, 1)<br>ERA: 4.38                   | 2.1                          | W                               | 7                            | 0                                | 0                            | 0                                | 4                             | 0                                | 0                             | 0                                | 0                            | 0                                | 0                             | 18                               | 26                            | 0.00                             | 0.000  |                                  |                                  |                                    |                                  |        |  |  |  |  |  |
| <b>Kevin Gryboski, R</b> (8, 1)<br>ERA: 5.2                  | 1.0                          | H                               | 5                            | 2                                | 0                            | 0                                | 0                             | 0                                | 0                             | 0                                | 0                            | 0                                | 0                             | 12                               | 22                            | 0.00                             | 2.000  |                                  |                                  |                                    |                                  |        |  |  |  |  |  |
| <b>Francisco Cordero, R</b> (9, 1)<br>ERA: 3.61              | 1.0                          | S                               | 3                            | 0                                | 0                            | 0                                | 2                             | 0                                | 0                             | 0                                | 0                            | 0                                | 0                             | 8                                | 11                            | 0.00                             | 0.000  |                                  |                                  |                                    |                                  |        |  |  |  |  |  |


|     |    |
|-----|----|
| AB  | 36 |
| R   | 4  |
| H   | 9  |
| RBI | 4  |
| BB  | 2  |
| SO  | 13 |
| LOB | 17 |




|     |    |
|-----|----|
| AB  | 33 |
| R   | 1  |
| H   | 6  |
| RBI | 1  |
| BB  | 2  |
| SO  | 9  |
| LOB | 12 |





| Batter  | 1   | 2                        | 3                             | 4                        | 5                            | 6                                      | 7                            | 8  | 9                              | AB R H RBI BB SO LOB    | TOP  |   |                               |                                  |                                  |                                    |                                  |        |  |  |  |  |  |  |  |  |  |  |
|---|---|--------------------------|-------------------------------|--------------------------|------------------------------|--|------------------------------|--|--------------------------------|-------------------------|--|---|-------------------------------|----------------------------------|----------------------------------|------------------------------------|----------------------------------|--------|--|--|--|--|--|--|--|--|--|--|
| David Dellucci, L (1, 7)<br>OBP: 0.400, SLG: 0.500    | 4-2<br>FC4-6<br>10 BB<br>BB                           |                          |                               |                          |                              | 2-3<br>K                               | 1-2<br>F8                    |  | 0-3<br>K                       | 4 0 0 0 1 3 4           | <p>Texas Rangers @ Toronto Blue Jays</p> <p>Rogers Centre, Toronto, ON</p> <p>Sat Jul 30 2005, 4:07 PM EDT</p> <p>Att: 23,039 - Sunny - 79 F</p> <p>livebaseballscores.com</p> <p>AB 32<br/>R 3<br/>H 7<br/>RBI 2<br/>BB 5<br/>SO 9<br/>LOB 17</p>  |   |                               |                                  |                                  |                                    |                                  |        |  |  |  |  |  |  |  |  |  |  |
| 10 Michael Young, R (1, 6)<br>OBP: 0.377, SLG: 0.506  | 4-0<br>FC4-6<br>23 BB<br>BB                           |                          | 1-2<br>G3-1                   |                          | 0-0<br>FC4<br>23 FC6-5       |  | 3-2<br>P4                    | 2-0<br>1B                                  | 4 0 1 0 1 0 1                  |                         |  |   |                               |                                  |                                  |                                    |                                  |        |  |  |  |  |  |  |  |  |  |  |
| 23 Mark Teixeira, S (1, 10)<br>OBP: 0.352, SLG: 0.532 | 3-2<br>FC4-6<br>1-2<br>2-3                            |                          | 3-2<br>G4-3                   |                          | 2-1<br>FC6-5<br>1-2          |  | 0-0<br>G6-3                  | 1-3<br>K                                   | 5 0 0 0 0 1 4                  |                         |  |   |                               |                                  |                                  |                                    |                                  |        |  |  |  |  |  |  |  |  |  |  |
| 9 Hank Blalock, L (1, 5)<br>OBP: 0.342, SLG: 0.466    | 1-3<br>K  |                          | 1-3<br>K                      |                          |                              | 2-0<br>G6-3                            | 0-0<br>F8                    |  | 4 0 0 0 0 2 2                  |                         |  |   |                               |                                  |                                  |                                    |                                  |        |  |  |  |  |  |  |  |  |  |  |
| Alfonso Soriano, R (1, 4)<br>OBP: 0.314, SLG: 0.542   | 0-1<br>L4   |                          |                               | 1-3<br>K                 |                              | 2-3<br>K                               |                              | 4-2<br>L4 S<br>BB                          | 3 0 0 0 1 2 2                  |                         |  |   |                               |                                  |                                  |                                    |                                  |        |  |  |  |  |  |  |  |  |  |  |
| Adrián González, L (1, 3)<br>OBP: 0.296, SLG: 0.458   |   | 0-2<br>F7                |                               | 3-1<br>G4-3              |                              | 0-2<br>HR                              |                              | 1 SAFE<br>4-1<br>SAFE<br>SAFE<br>1-2<br>BB | 3 1 1 1 1 0 0                  |                         |  |   |                               |                                  |                                  |                                    |                                  |        |  |  |  |  |  |  |  |  |  |  |
| Kevin Mench, R (1, 9)<br>OBP: 0.341, SLG: 0.519       |   | 2-0<br>2B<br>SF7<br>1B   |                               | 4-0<br>BB                |                              | 1-1<br>1B<br>E<br>1B                   |                              | 2-1<br>L4<br>2-2                           | 3 2 2 0 1 0 2                  |                         |  |   |                               |                                  |                                  |                                    |                                  |        |  |  |  |  |  |  |  |  |  |  |
| Gary Matthews, S (1, 8)<br>OBP: 0.314, SLG: 0.458     |   | 3-2<br>SF7<br>2B         |                               | 2-3<br>K                 |                              | 1 SAFE<br>3-2<br>E1<br>2B<br>1-H<br>1B |                              | 1-2<br>P4                                  | 3 0 2 0 0 1 1<br>1 0 0 0 0 0 1 |                         |  |   |                               |                                  |                                  |                                    |                                  |        |  |  |  |  |  |  |  |  |  |  |
| Richard Hidalgo, R (6, 8)<br>OBP: 0.290, SLG: 0.419   |   | 1-3<br>2B                |                               |                          |                              |  |                              |  | 2 0 1 1 0 0 0                  |                         |  |   |                               |                                  |                                  |                                    |                                  |        |  |  |  |  |  |  |  |  |  |  |
| Rod Barajas, R (1, 2)<br>OBP: 0.312, SLG: 0.421       | 1-1<br>SF7<br>2-3<br>3-H                              |                          |                               |                          | 2-2<br>10 FC4<br>HBP         | 0-1<br>2B                              |                              | 2-2<br>G3-1                                |                                |                         |  |   |                               |                                  |                                  |                                    |                                  |        |  |  |  |  |  |  |  |  |  |  |
| <b>Inning Stats</b>                                   | R: 0<br>E: 0<br>K: 1<br>S: 11                         | H: 0<br>LOB: 2<br>BB: 23 | R: 1<br>E: 0<br>K: 1<br>S: 13 | H: 2<br>LOB: 1<br>BB: 22 | R: 0<br>E: 0<br>K: 1<br>S: 9 | H: 0<br>LOB: 0<br>BB: 14               | R: 0<br>E: 0<br>K: 2<br>S: 8 | H: 0<br>LOB: 1<br>BB: 1                    | R: 0<br>E: 0<br>K: 1<br>S: 5   | H: 0<br>LOB: 0<br>BB: 8 | R: 0<br>E: 0<br>K: 0<br>S: 8   | H: 0<br>LOB: 1<br>BB: 2                               | R: 0<br>E: 0<br>K: 2<br>S: 11 | H: 1<br>LOB: 1<br>BB: 0<br>P: 16 | 1B: 4<br>2B: 3<br>3B: 0<br>HR: 1 | SF: 1<br>SAC: 0<br>DP: 1<br>HBP: 1 | WP: 0<br>PB: 0<br>SB: 1<br>CS: 0 | PA: 39 |  |  |  |  |  |  |  |  |  |  |
| <b>PITCHER</b>  | IP WLS BF H R ER SO BB IBB HBP BLK WP HR S P ERA WHIP |                          |                               |                          |                              |  |                              |  |                                |                         |  | IP WLS BF H R ER SO BB IBB HBP BLK WP HR S P ERA WHIP |                               |                                  |                                  |                                    |                                  |        |  |  |  |  |  |  |  |  |  |  |
| 40 Dustin McGowan, R (1, 1)<br>ERA: 1.8               | 5.0   | 21                       | 2                             | 1                        | 1                            | 6                                      | 3                            | 0  | 1                              | 0                       | 0  | 0   | 0                             | 0                                | 49                               | 91                                 | 1.80                             | 1.000  |  |  |  |  |  |  |  |  |  |  |
| 54 Jason Frasor, R (6, 1)<br>ERA: 4.4                 | 1.0   | L                        | 7                             | 4                        | 2                            | 2                                      | 1                            | 0  | 0                              | 0                       | 0  | 0   | 0                             | 1                                | 20                               | 29                                 | 18.00                            | 4.000  |  |  |  |  |  |  |  |  |  |  |
| Vinnie Chulk, R (7, 1)<br>ERA: 3.44                   | 2.0   |                          | 7                             | 0                        | 0                            | 0                                      | 2                            | 0  | 0                              | 0                       | 0  | 0   | 0                             | 0                                | 13                               | 27                                 | 0.00                             | 1.000  |  |  |  |  |  |  |  |  |  |  |
| Miguel Batista, R (9, 1)<br>ERA: 2.86                 | 1.0   |                          | 4                             | 1                        | 0                            | 0                                      | 2                            | 0  | 0                              | 0                       | 0  | 0   | 0                             | 0                                | 11                               | 16                                 | 0.00                             | 1.000  |  |  |  |  |  |  |  |  |  |  |

| Batter  | 1   | 2                                | 3                             | 4                                | 5                             | 6                                | 7                             | 8                                | 9                            | AB R H RBI BB SO LOB             | BOTTOM   |   |                                  |                               |                                  |                               |                                  |                              |                                  |                                  |                                    |                                  |        |  |  |  |  |
|---|---|----------------------------------|-------------------------------|----------------------------------|-------------------------------|----------------------------------|-------------------------------|----------------------------------|------------------------------|----------------------------------|--|---|----------------------------------|-------------------------------|----------------------------------|-------------------------------|----------------------------------|------------------------------|----------------------------------|----------------------------------|------------------------------------|----------------------------------|--------|--|--|--|--|
| 8 Russ Adams, L (1, 6)<br>OBP: 0.334, SLG: 0.416      | 0-2<br>2B<br>G4-3<br>1B                               |                                  | 4-2<br>BB                     |                                  | 2-1<br>10 G6-4-3<br>1-2<br>1B |                                  | 4-1<br>CS<br>BB               |                                  |                              | 2 1 2 0 2 0 0                    | <p>Texas Rangers @ Toronto Blue Jays</p> <p>Rogers Centre, Toronto, ON</p> <p>Sat Jul 30 2005, 4:07 PM EDT</p> <p>Att: 23,039 - Sunny - 79 F</p> <p>livebaseballscores.com</p> <p>AB 31<br/>R 2<br/>H 6<br/>RBI 1<br/>BB 4<br/>SO 9<br/>LOB 18</p>  |   |                                  |                               |                                  |                               |                                  |                              |                                  |                                  |                                    |                                  |        |  |  |  |  |
| Frank Catalanotto, L (1, 7)<br>OBP: 0.360, SLG: 0.439 | 1-2<br>G4-3<br>E<br>2B                                |                                  | 0-0<br>P5                     |                                  | 3-1<br>F8                     |                                  | 2-2<br>G5-3<br>1-2            |                                  |                              | 4 1 1 0 0 0 4                    |  |   |                                  |                               |                                  |                               |                                  |                              |                                  |                                  |                                    |                                  |        |  |  |  |  |
| 10 Vernon Wells, R (1, 8)<br>OBP: 0.324, SLG: 0.501   | 1-2<br>E<br>HBP                                       |                                  | 0-2<br>L8                     |                                  | 3-1<br>G6-4-3<br>1-2          |                                  |                               | 2-3<br>K                         | 3 0 0 0 0 1 3                |                                  |  |   |                                  |                               |                                  |                               |                                  |                              |                                  |                                  |                                    |                                  |        |  |  |  |  |
| Shea Hillenbrand, R (1, 3)<br>OBP: 0.356, SLG: 0.462  | 0-2<br>G4-3   |                                  | 0-0<br>G6-3                   |                                  |                               | 1-1<br>P5                        |                               | 0-3<br>K2-3                      | 4 0 0 1 0 1 2                |                                  |  |   |                                  |                               |                                  |                               |                                  |                              |                                  |                                  |                                    |                                  |        |  |  |  |  |
| 47 Corey Koskie, L (1, 5)<br>OBP: 0.321, SLG: 0.418   | 3-3<br>K  |                                  |                               | 2-2<br>F8<br>9 G5-3<br>1B        |                               | 4-2<br>3 WP<br>BB<br>BB          |                               | 3-2<br>1B                        | 3 0 2 0 1 1 1                |                                  |  |   |                                  |                               |                                  |                               |                                  |                              |                                  |                                  |                                    |                                  |        |  |  |  |  |
| 9 Gregg Zaun, S (1, 2)<br>OBP: 0.384, SLG: 0.397      | 1-2<br>K  |                                  |                               | 2-2<br>G5-3<br>1-2               |                               | 1-2<br>P6                        |                               | 1-1<br>G4-3                      | 4 0 0 0 0 1 4                |                                  |  |   |                                  |                               |                                  |                               |                                  |                              |                                  |                                  |                                    |                                  |        |  |  |  |  |
| Eric Hinske, L (1, 10)<br>OBP: 0.322, SLG: 0.412      |   | 2-3<br>K                         |                               | 0-0<br>F8<br>2-3                 |                               | 4-2<br>3 WP<br>BB                |                               | 3-3<br>K                         | 3 0 0 0 1 2 1                |                                  |  |   |                                  |                               |                                  |                               |                                  |                              |                                  |                                  |                                    |                                  |        |  |  |  |  |
| 3 Reed Johnson, R (1, 9)<br>OBP: 0.338, SLG: 0.442    |   | 1-3<br>K                         |                               | 2-3<br>K                         |                               | 1-2<br>P5                        |                               | 2-1<br>G5-3                      | 4 0 0 0 0 2 3                |                                  |  |   |                                  |                               |                                  |                               |                                  |                              |                                  |                                  |                                    |                                  |        |  |  |  |  |
| Orlando Hudson, S (1, 4)<br>OBP: 0.321, SLG: 0.409    |   | 3-3<br>K                         |                               |                                  | 0-0<br>8 1B                   |                                  | 1-0<br>G6-3                   | 1-1<br>F8                        | 4 0 1 0 0 1 0                |                                  |  |   |                                  |                               |                                  |                               |                                  |                              |                                  |                                  |                                    |                                  |        |  |  |  |  |
| <b>Inning Stats</b>                                   | R: 2<br>E: 1<br>K: 2<br>S: 21                         | H: 2<br>LOB: 1<br>BB: 0<br>P: 27 | R: 0<br>E: 0<br>K: 3<br>S: 10 | H: 0<br>LOB: 0<br>BB: 0<br>P: 16 | R: 0<br>E: 0<br>K: 0<br>S: 9  | H: 0<br>LOB: 1<br>BB: 1<br>P: 13 | R: 0<br>E: 0<br>K: 1<br>S: 11 | H: 1<br>LOB: 1<br>BB: 0<br>P: 17 | R: 0<br>E: 0<br>K: 0<br>S: 7 | H: 2<br>LOB: 1<br>BB: 0<br>P: 15 |  | R: 0<br>E: 0<br>K: 0<br>S: 17                         | H: 0<br>LOB: 2<br>BB: 2<br>P: 28 | R: 0<br>E: 0<br>K: 0<br>S: 11 | H: 0<br>LOB: 1<br>BB: 1<br>P: 18 | R: 0<br>E: 0<br>K: 2<br>S: 13 | H: 1<br>LOB: 1<br>BB: 0<br>P: 19 | R: 0<br>E: 0<br>K: 1<br>S: 7 | H: 0<br>LOB: 0<br>BB: 0<br>P: 13 | 1B: 5<br>2B: 1<br>3B: 0<br>HR: 0 | SF: 0<br>SAC: 0<br>DP: 1<br>HBP: 1 | WP: 1<br>PB: 0<br>SB: 0<br>CS: 1 | PA: 36 |  |  |  |  |
| <b>PITCHER</b>  | IP WLS BF H R ER SO BB IBB HBP BLK WP HR S P ERA WHIP |                                  |                               |                                  |                               |                                  |                               |                                  |                              |                                  |  | IP WLS BF H R ER SO BB IBB HBP BLK WP HR S P ERA WHIP |                                  |                               |                                  |                               |                                  |                              |                                  |                                  |                                    |                                  |        |  |  |  |  |
| 53 Joaquín Benoit, R (1, 1)<br>ERA: 1.84              | 5.2   | W                                | 25                            | 5                                | 2                             | 1                                | 6                             | 3                                | 0                            | 1                                | 0  | 0   | 0                                | 71                            | 111                              | 1.59                          | 1.412                            |                              |                                  |                                  |                                    |                                  |        |  |  |  |  |
| Kevin Gnyboski, R (6, 1)<br>ERA: 3.16                 | 0.1   | H                                | 1                             | 0                                | 0                             | 0                                | 0                             | 0                                | 0                            | 0                                | 0  | 0   | 0                                | 4                             | 5                                | 0.00                          | 0.000                            |                              |                                  |                                  |                                    |                                  |        |  |  |  |  |
| Brian Shouse, L (7, 1)<br>ERA: 4.42                   | 1.0   | H                                | 3                             | 0                                | 0                             | 0                                | 0                             | 1                                | 0                            | 0                                | 0  | 0   | 0                                | 11                            | 18                               | 0.00                          | 1.000                            |                              |                                  |                                  |                                    |                                  |        |  |  |  |  |
| 43 Kameron Loe, R (8, 1)<br>ERA: 4.19                 | 1.0   | H                                | 4                             | 1                                | 0                             | 0                                | 2                             | 0                                | 0                            | 0                                | 0  | 0   | 0                                | 13                            | 19                               | 0.00                          | 1.000                            |                              |                                  |                                  |                                    |                                  |        |  |  |  |  |
| Francisco Cordero, R (9, 1)<br>ERA: 3.54              | 1.0   | S                                | 3                             | 0                                | 0                             | 0                                | 1                             | 0                                | 0                            | 0                                | 0  | 0   | 0                                | 7                             | 13                               | 0.00                          | 0.000                            |                              |                                  |                                  |                                    |                                  |        |  |  |  |  |



| Batter  | 1   | 2                                | 3                             | 4                                | 5                             | 6                                | 7                             | 8                                | 9                            | AB                               | R                             | H                                | RBI                          | BB                              | SO                           | LOB                             | TOP                              |                                    |                                  |        |
|---|---|----------------------------------|-------------------------------|----------------------------------|-------------------------------|----------------------------------|-------------------------------|----------------------------------|------------------------------|----------------------------------|-------------------------------|----------------------------------|------------------------------|---------------------------------|------------------------------|---------------------------------|----------------------------------|------------------------------------|----------------------------------|--------|
| <b>Gary Matthews, S</b> (1, 8)<br>OBP: 0.308, SLG: 0.451    |   |                                  |                               |                                  |                               |                                  |                               |                                  |                              | 4                                | 0                             | 0                                | 0                            | 0                               | 3                            | 3                               |                                  |                                    |                                  |        |
| <b>10 Michael Young, R</b> (1, 6)<br>OBP: 0.380, SLG: 0.507 |   |                                  |                               |                                  |                               |                                  |                               |                                  |                              | 3                                | 0                             | 2                                | 0                            | 1                               | 1                            | 0                               |                                  |                                    |                                  |        |
| <b>23 Mark Teixeira, S</b> (1, 3)<br>OBP: 0.351, SLG: 0.529 |   |                                  |                               |                                  |                               |                                  |                               |                                  |                              | 4                                | 0                             | 1                                | 0                            | 0                               | 1                            | 3                               |                                  |                                    |                                  |        |
| <b>Phil Nevin, R</b> (1, 10)<br>OBP: 0.297, SLG: 0.393      |   |                                  |                               |                                  |                               |                                  |                               |                                  |                              | 4                                | 0                             | 0                                | 0                            | 0                               | 2                            | 2                               |                                  |                                    |                                  |        |
| <b>Alfonso Soriano, R</b> (1, 4)<br>OBP: 0.316, SLG: 0.540  |   |                                  |                               |                                  |                               |                                  |                               |                                  |                              | 3                                | 1                             | 1                                | 0                            | 1                               | 0                            | 0                               |                                  |                                    |                                  |        |
| <b>9 Hank Blalock, L</b> (1, 5)<br>OBP: 0.339, SLG: 0.461   |   |                                  |                               |                                  |                               |                                  |                               |                                  |                              | 4                                | 0                             | 0                                | 0                            | 0                               | 1                            | 2                               |                                  |                                    |                                  |        |
| <b>Kevin Mench, R</b> (1, 7)<br>OBP: 0.340, SLG: 0.514      |   |                                  |                               |                                  |                               |                                  |                               |                                  |                              | 3                                | 0                             | 0                                | 0                            | 1                               | 0                            | 2                               | <b>AB 32</b>                     |                                    |                                  |        |
| <b>Richard Hidalgo, R</b> (1, 9)<br>OBP: 0.289, SLG: 0.417  |   |                                  |                               |                                  |                               |                                  |                               |                                  |                              | 4                                | 0                             | 1                                | 1                            | 0                               | 0                            | 3                               | <b>R 1</b>                       |                                    |                                  |        |
| <b>Rod Barajas, R</b> (1, 2)<br>OBP: 0.311, SLG: 0.416      |   |                                  |                               |                                  |                               |                                  |                               |                                  |                              | 3                                | 0                             | 0                                | 0                            | 1                               | 0                            | 2                               | <b>H 5</b>                       |                                    |                                  |        |
| <b>Inning Stats</b>   | R: 0<br>E: 0<br>K: 3<br>S: 9                          | H: 0<br>LOB: 0<br>BB: 0<br>P: 11 | R: 0<br>E: 1<br>K: 0<br>S: 16 | H: 0<br>LOB: 2<br>BB: 2<br>P: 31 | R: 0<br>E: 0<br>K: 1<br>S: 15 | H: 2<br>LOB: 2<br>BB: 0<br>P: 19 | R: 1<br>E: 0<br>K: 1<br>S: 13 | H: 2<br>LOB: 2<br>BB: 1<br>P: 17 | R: 0<br>E: 0<br>K: 0<br>S: 8 | H: 0<br>LOB: 0<br>BB: 0<br>P: 14 | R: 0<br>E: 0<br>K: 1<br>S: 10 | H: 1<br>LOB: 2<br>BB: 1<br>P: 17 | R: 0<br>E: 0<br>K: 1<br>S: 6 | H: 0<br>LOB: 0<br>BB: 0<br>P: 8 | R: 0<br>E: 0<br>K: 0<br>S: 5 | H: 0<br>LOB: 0<br>BB: 0<br>P: 5 | 1B: 5<br>2B: 0<br>3B: 0<br>HR: 0 | SF: 0<br>SAC: 0<br>DP: 2<br>HBP: 0 | WP: 0<br>PB: 0<br>SB: 0<br>CS: 0 | PA: 36 |
| <b>PITCHER</b>  | IP WLS BF H R ER SO BB IBB HBP BLK WP HR S P ERA WHIP |                                  |                               |                                  |                               |                                  |                               |                                  |                              |                                  |                               |                                  |                              |                                 |                              |                                 |                                  |                                    |                                  |        |
| <b>39 Gustavo Chacin, L</b> (1, 1)<br>ERA: 3.28             | 6.1 W 27 4 1 0 6 4 0 0 0 0 0 0 73 115 0.00 1.263      |                                  |                               |                                  |                               |                                  |                               |                                  |                              |                                  |                               |                                  |                              |                                 |                              |                                 |                                  |                                    |                                  |        |
| <b>Scott Schoeneweis, L</b> (7, 1)<br>ERA: 4.54             | 0.2 H 3 1 0 0 1 0 0 0 0 0 0 0 6 9 0.00 1.500          |                                  |                               |                                  |                               |                                  |                               |                                  |                              |                                  |                               |                                  |                              |                                 |                              |                                 |                                  |                                    |                                  |        |
| <b>Justin Speier, R</b> (8, 1)<br>ERA: 2.32                 | 2.0 6 0 0 0 1 0 0 0 0 0 0 0 11 13 0.00 0.000          |                                  |                               |                                  |                               |                                  |                               |                                  |                              |                                  |                               |                                  |                              |                                 |                              |                                 |                                  |                                    |                                  |        |

Texas Rangers @ Toronto Blue Jays  
Rogers Centre, Toronto, ON  
Sun Jul 31 2005, 1:07 PM EDT  
Att: 24,123 - Partly Cloudy - 79 F

|            |    |
|------------|----|
| <b>AB</b>  | 32 |
| <b>R</b>   | 1  |
| <b>H</b>   | 5  |
| <b>RBI</b> | 1  |
| <b>BB</b>  | 4  |
| <b>SO</b>  | 8  |
| <b>LOB</b> | 17 |



| Batter  | 1   | 2                                | 3                             | 4                                | 5                             | 6                                | 7                            | 8                                | 9                            | AB                               | R                            | H                                | RBI                           | BB                               | SO                            | LOB                              | BOTTOM                            |                                    |                                  |        |
|---|---|----------------------------------|-------------------------------|----------------------------------|-------------------------------|----------------------------------|------------------------------|----------------------------------|------------------------------|----------------------------------|------------------------------|----------------------------------|-------------------------------|----------------------------------|-------------------------------|----------------------------------|-----------------------------------|------------------------------------|----------------------------------|--------|
| <b>3 Reed Johnson, R</b> (1, 7)<br>OBP: 0.339, SLG: 0.453   |   |                                  |                               |                                  |                               |                                  |                              |                                  |                              | 5                                | 1                            | 2                                | 1                             | 0                                | 1                             | 0                                |                                   |                                    |                                  |        |
| <b>2 Aaron Hill, R</b> (1, 6)<br>OBP: 0.357, SLG: 0.423     |   |                                  |                               |                                  |                               |                                  |                              |                                  |                              | 5                                | 1                            | 2                                | 0                             | 0                                | 1                             | 2                                |                                   |                                    |                                  |        |
| <b>10 Vernon Wells, R</b> (1, 8)<br>OBP: 0.326, SLG: 0.509  |   |                                  |                               |                                  |                               |                                  |                              |                                  |                              | 4                                | 1                            | 2                                | 2                             | 0                                | 1                             | 0                                |                                   |                                    |                                  |        |
| <b>Shea Hillenbrand, R</b> (1, 3)<br>OBP: 0.358, SLG: 0.461 |   |                                  |                               |                                  |                               |                                  |                              |                                  |                              | 3                                | 1                            | 1                                | 0                             | 0                                | 1                             | 2                                |                                   |                                    |                                  |        |
| <b>47 Corey Koskie, L</b> (1, 5)<br>OBP: 0.319, SLG: 0.414  |   |                                  |                               |                                  |                               |                                  |                              |                                  |                              | 4                                | 1                            | 1                                | 0                             | 0                                | 0                             | 3                                |                                   |                                    |                                  |        |
| <b>9 Gregg Zaun, S</b> (1, 2)<br>OBP: 0.389, SLG: 0.402     |   |                                  |                               |                                  |                               |                                  |                              |                                  |                              | 4                                | 0                            | 3                                | 1                             | 0                                | 1                             | 2                                |                                   |                                    |                                  |        |
| <b>15 Alex Rios, R</b> (1, 9)<br>OBP: 0.330, SLG: 0.417     |   |                                  |                               |                                  |                               |                                  |                              |                                  |                              | 4                                | 0                            | 1                                | 1                             | 0                                | 0                             | 3                                | <b>AB 37</b>                      |                                    |                                  |        |
| <b>Frank Menechino, R</b> (1, 10)<br>OBP: 0.367, SLG: 0.327 |   |                                  |                               |                                  |                               |                                  |                              |                                  |                              | 4                                | 0                            | 0                                | 0                             | 0                                | 3                             | 5                                | <b>R 5</b>                        |                                    |                                  |        |
| <b>Orlando Hudson, S</b> (1, 4)<br>OBP: 0.320, SLG: 0.407   |   |                                  |                               |                                  |                               |                                  |                              |                                  |                              | 4                                | 0                            | 1                                | 0                             | 0                                | 0                             | 1                                | <b>H 13</b>                       |                                    |                                  |        |
| <b>Inning Stats</b>   | R: 0<br>E: 0<br>K: 1<br>S: 8                          | H: 1<br>LOB: 2<br>BB: 0<br>P: 10 | R: 0<br>E: 0<br>K: 1<br>S: 19 | H: 1<br>LOB: 2<br>BB: 0<br>P: 25 | R: 4<br>E: 0<br>K: 2<br>S: 21 | H: 6<br>LOB: 2<br>BB: 0<br>P: 28 | R: 0<br>E: 0<br>K: 0<br>S: 6 | H: 0<br>LOB: 0<br>BB: 0<br>P: 11 | R: 0<br>E: 0<br>K: 1<br>S: 7 | H: 0<br>LOB: 0<br>BB: 0<br>P: 10 | R: 0<br>E: 0<br>K: 1<br>S: 9 | H: 1<br>LOB: 1<br>BB: 0<br>P: 14 | R: 1<br>E: 0<br>K: 1<br>S: 10 | H: 3<br>LOB: 2<br>BB: 0<br>P: 13 | R: 0<br>E: 0<br>K: 1<br>S: 13 | H: 2<br>LOB: 2<br>BB: 0<br>P: 17 | 1B: 11<br>2B: 0<br>3B: 0<br>HR: 2 | SF: 0<br>SAC: 0<br>DP: 0<br>HBP: 1 | WP: 1<br>PB: 0<br>SB: 0<br>CS: 0 | PA: 38 |
| <b>PITCHER</b>  | IP WLS BF H R ER SO BB IBB HBP BLK WP HR S P ERA WHIP |                                  |                               |                                  |                               |                                  |                              |                                  |                              |                                  |                              |                                  |                               |                                  |                               |                                  |                                   |                                    |                                  |        |
| <b>36 C.J. Wilson, L</b> (1, 1)<br>ERA: 7.91                | 6.0 L 27 4 4 4 6 4 0 0 0 0 0 1 70 98 6.00 1.333       |                                  |                               |                                  |                               |                                  |                              |                                  |                              |                                  |                              |                                  |                               |                                  |                               |                                  |                                   |                                    |                                  |        |
| <b>James Baldwin, R</b> (7, 1)<br>ERA: 1.95                 | 1.0 6 3 1 1 1 0 0 0 0 0 0 1 10 13 9.00 3.000          |                                  |                               |                                  |                               |                                  |                              |                                  |                              |                                  |                              |                                  |                               |                                  |                               |                                  |                                   |                                    |                                  |        |
| <b>32 Ron Mahay, L</b> (8, 1)<br>ERA: 6.82                  | 1.0 5 2 0 0 0 1 0 0 0 0 0 0 13 17 0.00 2.000          |                                  |                               |                                  |                               |                                  |                              |                                  |                              |                                  |                              |                                  |                               |                                  |                               |                                  |                                   |                                    |                                  |        |

Texas Rangers @ Toronto Blue Jays  
Rogers Centre, Toronto, ON  
Sun Jul 31 2005, 1:07 PM EDT  
Att: 24,123 - Partly Cloudy - 79 F

|            |    |
|------------|----|
| <b>AB</b>  | 37 |
| <b>R</b>   | 5  |
| <b>H</b>   | 13 |
| <b>RBI</b> | 5  |
| <b>BB</b>  | 0  |
| <b>SO</b>  | 8  |
| <b>LOB</b> | 18 |






| Batter   | 1                             | 2                                | 3                             | 4                                | 5                             | 6                                | 7                            | 8                                | 9                            | AB                               | R                             | H                                | RBI                          | BB                              | SO                           | LOB                             | TOP                          |                                  |                                  |                                    |                                  |        |  |  |  |  |  |
|--|-------------------------------|----------------------------------|-------------------------------|----------------------------------|-------------------------------|----------------------------------|------------------------------|----------------------------------|------------------------------|----------------------------------|-------------------------------|----------------------------------|------------------------------|---------------------------------|------------------------------|---------------------------------|------------------------------|----------------------------------|----------------------------------|------------------------------------|----------------------------------|--------|--|--|--|--|--|
| 8 Russ Adams, L<br>OBP: 0.339, SLG: 0.440      | 1-3<br>K                      | 1-0<br>HR                        |                               |                                  |                               | 0-1<br>HR                        | 3-2<br>P3                    |                                  | 1-0<br>HBP                   | 4                                | 2                             | 2                                | 2                            | 0                               | 1                            | 2                               |                              |                                  |                                  |                                    |                                  |        |  |  |  |  |  |
| Frank Catalanotto, L<br>OBP: 0.363, SLG: 0.435 | 2-2<br>F7                     | 1-0<br>FC5-4                     |                               |                                  |                               | 0-0<br>G5-3                      |                              | 1-2<br>G5-3                      | 1-1<br>G5-3                  | 5                                | 0                             | 1                                | 0                            | 0                               | 0                            | 1                               |                              |                                  |                                  |                                    |                                  |        |  |  |  |  |  |
| 15 Alex Rios, R<br>OBP: 0.330, SLG: 0.417      |                               |                                  |                               |                                  |                               |                                  |                              |                                  |                              | 0                                | 0                             | 0                                | 0                            | 0                               | 0                            | 0                               |                              |                                  |                                  |                                    |                                  |        |  |  |  |  |  |
| 10 Vernon Wells, R<br>OBP: 0.325, SLG: 0.506   | 0-0<br>G5-3                   | 0-0<br>FC5-4                     |                               |                                  | 1-2<br>1B                     |                                  |                              | 0-2<br>G4-3                      |                              | 4                                | 0                             | 1                                | 0                            | 0                               | 0                            | 1                               |                              |                                  |                                  |                                    |                                  |        |  |  |  |  |  |
| Shea Hillenbrand, R<br>OBP: 0.354, SLG: 0.456  |                               | 2-0<br>G4-3                      | 1-2<br>K                      |                                  |                               | 1-1<br>G5-4-3                    |                              | 0-1<br>G5-3                      |                              | 4                                | 0                             | 0                                | 0                            | 0                               | 1                            | 1                               |                              |                                  |                                  |                                    |                                  |        |  |  |  |  |  |
| 47 Corey Koskie, L<br>OBP: 0.318, SLG: 0.410   |                               | 1-2<br>1B                        | 1-3<br>K                      |                                  |                               | 2-3<br>K                         |                              | 2-0<br>L8                        |                              | 4                                | 0                             | 1                                | 0                            | 0                               | 2                            | 0                               |                              |                                  |                                  |                                    |                                  |        |  |  |  |  |  |
| 9 Gregg Zaun, S<br>OBP: 0.371, SLG: 0.404      |                               | 0-1<br>2B                        | 3-2<br>G4-3                   |                                  |                               | 0-1<br>3B                        |                              | 0-0<br>F8                        |                              | 4                                | 2                             | 2                                | 0                            | 0                               | 0                            | 0                               |                              |                                  |                                  |                                    |                                  |        |  |  |  |  |  |
| Eric Hinske, L<br>OBP: 0.327, SLG: 0.419       |                               | 0-1<br>3B                        |                               |                                  | 0-1<br>G1-6-3                 |                                  | 1-2<br>3B                    | 1-1<br>G4-3                      |                              | 4                                | 1                             | 3                                | 0                            | 0                               | 0                            | 0                               |                              |                                  |                                  |                                    |                                  |        |  |  |  |  |  |
| 3 Reed Johnson, R<br>OBP: 0.342, SLG: 0.462    |                               | 2-2<br>HR                        |                               |                                  | 1-1<br>F7                     |                                  | 1-1<br>1B                    |                                  | 0-2<br>P6                    | 4                                | 1                             | 2                                | 2                            | 0                               | 0                            | 1                               |                              |                                  |                                  |                                    |                                  |        |  |  |  |  |  |
| Orlando Hudson, S<br>OBP: 0.319, SLG: 0.415    |                               | 3-2<br>HR                        |                               |                                  | 2-2<br>G1-6-3                 |                                  | 0-0<br>SF7                   |                                  | 1-1<br>L6                    | 3                                | 1                             | 1                                | 3                            | 0                               | 0                            | 1                               |                              |                                  |                                  |                                    |                                  |        |  |  |  |  |  |
| <b>Inning Stats</b>                            | R: 0<br>E: 0<br>K: 1<br>S: 10 | H: 0<br>LOB: 0<br>BB: 0<br>P: 13 | R: 5<br>E: 0<br>K: 0<br>S: 18 | H: 7<br>LOB: 1<br>BB: 0<br>P: 28 | R: 0<br>E: 0<br>K: 2<br>S: 12 | H: 0<br>LOB: 0<br>BB: 0<br>P: 17 | R: 0<br>E: 0<br>K: 0<br>S: 7 | H: 1<br>LOB: 0<br>BB: 0<br>P: 10 | R: 1<br>E: 0<br>K: 0<br>S: 8 | H: 2<br>LOB: 0<br>BB: 0<br>P: 10 | R: 1<br>E: 0<br>K: 1<br>S: 16 | H: 3<br>LOB: 2<br>BB: 0<br>P: 23 | R: 0<br>E: 0<br>K: 0<br>S: 8 | H: 0<br>LOB: 0<br>BB: 0<br>P: 9 | R: 0<br>E: 0<br>K: 0<br>S: 4 | H: 0<br>LOB: 0<br>BB: 0<br>P: 7 | R: 0<br>E: 0<br>K: 0<br>S: 8 | H: 0<br>LOB: 1<br>BB: 0<br>P: 11 | 1B: 8<br>2B: 1<br>3B: 1<br>HR: 3 | SF: 1<br>SAC: 0<br>DP: 2<br>HBP: 1 | WP: 0<br>PB: 0<br>SB: 0<br>CS: 1 | PA: 38 |  |  |  |  |  |
| <b>PITCHER</b>                                 | IP                            | WLS                              | BF                            | H                                | R                             | ER                               | SO                           | BB                               | IBB                          | HBP                              | BLK                           | WP                               | HR                           | S                               | P                            | ERA                             | WHIP                         |                                  |                                  |                                    |                                  |        |  |  |  |  |  |
| Jon Garland, R<br>ERA: 3.4                     | (1, 1)                        | 6.0                              | L                             | 28                               | 13                            | 7                                | 7                            | 4                                | 0                            | 0                                | 0                             | 0                                | 0                            | 3                               | 71                           | 10.50                           | 2.167                        |                                  |                                  |                                    |                                  |        |  |  |  |  |  |
| 45 Bobby Jenks, R<br>ERA: 3.39                 | (7, 1)                        | 2.0                              |                               | 6                                | 0                             | 0                                | 0                            | 0                                | 0                            | 0                                | 0                             | 0                                | 0                            | 0                               | 12                           | 0.00                            | 0.000                        |                                  |                                  |                                    |                                  |        |  |  |  |  |  |
| Jon Adkins, R<br>ERA:                          | (9, 1)                        | 1.0                              |                               | 4                                | 0                             | 0                                | 0                            | 0                                | 0                            | 0                                | 1                             | 0                                | 0                            | 0                               | 8                            | 0.00                            | 0.000                        |                                  |                                  |                                    |                                  |        |  |  |  |  |  |

Toronto Blue Jays @ Chicago White Sox  
U.S. Cellular Field, Chicago, IL  
Tue Aug 02 2005, 8:05 PM EDT  
Att: 32,162 - Partly Cloudy - 88 F

livebaseballscorecards.com

AB 36  
R 7  
H 13  
RBI 7  
BB 0  
SO 4  
LOB 7




| Batter  | 1                             | 2                                | 3                             | 4                                | 5                            | 6                                | 7                            | 8                               | 9                             | AB                               | R                            | H                                | RBI                           | BB                               | SO                            | LOB                              | BOTTOM                           |                                    |                                  |        |  |  |  |  |  |  |  |
|---|-------------------------------|----------------------------------|-------------------------------|----------------------------------|------------------------------|----------------------------------|------------------------------|---------------------------------|-------------------------------|----------------------------------|------------------------------|----------------------------------|-------------------------------|----------------------------------|-------------------------------|----------------------------------|----------------------------------|------------------------------------|----------------------------------|--------|--|--|--|--|--|--|--|
| 22 Scott Podsednik, L<br>OBP: 0.360, SLG: 0.350 | 1-1<br>B1-3                   | 2-3<br>K                         |                               |                                  | 3-1<br>2B                    |                                  | 2-2<br>F9                    |                                 | 0-2<br>F7                     | 5                                | 0                            | 1                                | 0                             | 0                                | 1                             | 2                                |                                  |                                    |                                  |        |  |  |  |  |  |  |  |
| Tadahito Iguchi, R<br>OBP: 0.350, SLG: 0.435    | 0-1<br>HR                     |                                  | 1-2<br>G5-3                   |                                  | 0-2<br>P3                    |                                  | 2-3<br>K                     |                                 | 0-0<br>FC5-4                  | 5                                | 1                            | 1                                | 0                             | 0                                | 1                             | 2                                |                                  |                                    |                                  |        |  |  |  |  |  |  |  |
| Carl Everett, S<br>OBP: 0.306, SLG: 0.449       | 0-1<br>F8                     |                                  | 1-3<br>K                      |                                  |                              | 1-3<br>K                         |                              | 1-0<br>F8                       |                               | 4                                | 0                            | 0                                | 0                             | 0                                | 2                             | 1                                |                                  |                                    |                                  |        |  |  |  |  |  |  |  |
| 14 Paul Konerko, R<br>OBP: 0.361, SLG: 0.495    | 1-0<br>HR                     |                                  | 0-3<br>K                      |                                  |                              | 1-0<br>1B                        |                              | 3-2<br>G5-3                     |                               | 4                                | 2                            | 2                                | 2                             | 0                                | 1                             | 0                                |                                  |                                    |                                  |        |  |  |  |  |  |  |  |
| 12 A.J. Pierzynski, L<br>OBP: 0.326, SLG: 0.480 | 0-2<br>2B                     |                                  |                               | 2-1<br>G3                        |                              | 0-0<br>1B                        |                              | 1-2<br>HBP                      |                               | 3                                | 0                            | 2                                | 0                             | 0                                | 0                             | 0                                |                                  |                                    |                                  |        |  |  |  |  |  |  |  |
| 23 Jermaine Dye, R<br>OBP: 0.336, SLG: 0.512    | 0-1<br>P2                     |                                  |                               | 0-2<br>F9                        |                              | 1-0<br>P2                        |                              | 2-2<br>HBP                      |                               | 3                                | 0                            | 0                                | 0                             | 0                                | 0                             | 3                                |                                  |                                    |                                  |        |  |  |  |  |  |  |  |
| Aaron Rowand, R<br>OBP: 0.341, SLG: 0.490       |                               | 1-2<br>L6                        |                               | 0-0<br>P4                        |                              | 0-1<br>1B                        |                              | 0-2<br>FC5-4                    |                               | 4                                | 0                            | 1                                | 1                             | 0                                | 0                             | 2                                |                                  |                                    |                                  |        |  |  |  |  |  |  |  |
| Geoff Blum, S<br>OBP: 0.320, SLG: 0.373         |                               | 2-2<br>1B                        |                               |                                  | 2-3<br>K                     |                                  | 0-2<br>L6                    |                                 | 1-2<br>F7                     | 4                                | 0                            | 1                                | 0                             | 0                                | 1                             | 2                                |                                  |                                    |                                  |        |  |  |  |  |  |  |  |
| 5 Juan Uribe, R<br>OBP: 0.280, SLG: 0.383       |                               | 1-1<br>P3                        |                               |                                  | 0-3<br>K                     |                                  | 1-0<br>P5                    |                                 | 1-2<br>FC5-4                  | 3                                | 0                            | 0                                | 0                             | 0                                | 1                             | 1                                |                                  |                                    |                                  |        |  |  |  |  |  |  |  |
| Timo Perez, L<br>OBP: 0.288, SLG: 0.324         |                               |                                  |                               |                                  |                              |                                  |                              |                                 |                               | 1                                | 0                            | 0                                | 0                             | 0                                | 0                             | 0                                |                                  |                                    |                                  |        |  |  |  |  |  |  |  |
| <b>Inning Stats</b>                             | R: 2<br>E: 0<br>K: 0<br>S: 12 | H: 3<br>LOB: 1<br>BB: 0<br>P: 14 | R: 0<br>E: 0<br>K: 1<br>S: 11 | H: 1<br>LOB: 1<br>BB: 0<br>P: 17 | R: 0<br>E: 0<br>K: 2<br>S: 9 | H: 0<br>LOB: 0<br>BB: 0<br>P: 11 | R: 0<br>E: 0<br>K: 0<br>S: 6 | H: 0<br>LOB: 0<br>BB: 0<br>P: 8 | R: 0<br>E: 0<br>K: 1<br>S: 12 | H: 3<br>LOB: 2<br>BB: 0<br>P: 15 | R: 0<br>E: 0<br>K: 1<br>S: 7 | H: 0<br>LOB: 0<br>BB: 0<br>P: 12 | R: 0<br>E: 0<br>K: 0<br>S: 11 | H: 0<br>LOB: 2<br>BB: 0<br>P: 18 | R: 0<br>E: 1<br>K: 0<br>S: 10 | H: 0<br>LOB: 1<br>BB: 0<br>P: 12 | 1B: 4<br>2B: 3<br>3B: 0<br>HR: 1 | SF: 0<br>SAC: 0<br>DP: 0<br>HBP: 2 | WP: 0<br>PB: 0<br>SB: 0<br>CS: 0 | PA: 38 |  |  |  |  |  |  |  |
| <b>PITCHER</b>                                  | IP                            | WLS                              | BF                            | H                                | R                            | ER                               | SO                           | BB                              | IBB                           | HBP                              | BLK                          | WP                               | HR                            | S                                | P                             | ERA                              | WHIP                             |                                    |                                  |        |  |  |  |  |  |  |  |
| Josh Towers, R<br>ERA: 4.53                     | (1, 1)                        | 7.2                              | W                             | 32                               | 8                            | 3                                | 3                            | 7                               | 0                             | 1                                | 0                            | 0                                | 0                             | 1                                | 75                            | 3.52                             | 1.043                            |                                    |                                  |        |  |  |  |  |  |  |  |
| Justin Speier, R<br>ERA: 2.25                   | (8, 1)                        | 1.1                              |                               | 6                                | 0                            | 0                                | 0                            | 0                               | 0                             | 0                                | 1                            | 0                                | 0                             | 0                                | 15                            | 0.00                             | 0.000                            |                                    |                                  |        |  |  |  |  |  |  |  |

Toronto Blue Jays @ Chicago White Sox  
U.S. Cellular Field, Chicago, IL  
Tue Aug 02 2005, 8:05 PM EDT  
Att: 32,162 - Partly Cloudy - 88 F

livebaseballscorecards.com

AB 36  
R 3  
H 8  
RBI 3  
BB 0  
SO 7  
LOB 13






| Batter  | 1                             | 2                                | 3                            | 4                                | 5                            | 6                                | 7                             | 8                                | 9                            | AB                               | R                            | H                                | RBI                           | BB                               | SO                            | LOB                              | TOP                              |                                    |                                  |        |  |
|---|-------------------------------|----------------------------------|------------------------------|----------------------------------|------------------------------|----------------------------------|-------------------------------|----------------------------------|------------------------------|----------------------------------|------------------------------|----------------------------------|-------------------------------|----------------------------------|-------------------------------|----------------------------------|----------------------------------|------------------------------------|----------------------------------|--------|--|
| 8 Russ Adams, L<br>OBP: 0.338, SLG: 0.435     | G1-3                          | G1-6-3                           |                              |                                  | F7                           |                                  |                               | G6-3<br>BB                       |                              | 3                                | 0                            | 0                                | 0                             | 1                                | 0                             | 1                                |                                  |                                    |                                  |        |  |
| 3 Reed Johnson, R<br>OBP: 0.344, SLG: 0.461   | 47 S<br>10 S<br>2B<br>BB      |                                  | K2-3                         |                                  |                              | 0-1<br>1B                        |                               | G6-3                             |                              | 3                                | 1                            | 1                                | 0                             | 1                                | 1                             | 1                                |                                  |                                    |                                  |        |  |
| 10 Vernon Wells, R<br>OBP: 0.322, SLG: 0.501  | K                             |                                  | K                            |                                  |                              | F9                               |                               | G5-3                             |                              | 4                                | 0                            | 0                                | 0                             | 0                                | 2                             | 2                                |                                  |                                    |                                  |        |  |
| Shea Hillenbrand, R<br>OBP: 0.356, SLG: 0.454 | 47 S<br>9 S<br>2B<br>HBP      |                                  | F8                           |                                  |                              | F8                               |                               | BB                               |                              | 2                                | 1                            | 0                                | 0                             | 1                                | 0                             | 1                                |                                  |                                    |                                  |        |  |
| 2 Aaron Hill, R<br>OBP: 0.357, SLG: 0.423     | 9 S<br>2B                     |                                  | F8                           |                                  |                              | F8                               |                               | BB                               |                              | 0                                | 0                            | 0                                | 0                             | 0                                | 0                             | 0                                |                                  |                                    |                                  |        |  |
| 47 Corey Koskie, L<br>OBP: 0.317, SLG: 0.403  | 9 S<br>2B<br>BB               |                                  | F7                           |                                  |                              | G4-3                             |                               | K                                |                              | 3                                | 1                            | 0                                | 0                             | 1                                | 1                             | 2                                |                                  |                                    |                                  |        |  |
| 9 Greg Zaun, S<br>OBP: 0.395, SLG: 0.405      | 1-2<br>2-3<br>1B<br>2B        |                                  | K                            |                                  |                              | F8                               |                               | P3                               |                              | 4                                | 1                            | 1                                | 3                             | 0                                | 1                             | 1                                |                                  |                                    |                                  |        |  |
| Eric Hinske, L<br>OBP: 0.330, SLG: 0.421      | 2-0<br>2H<br>1B               |                                  | G4-3                         |                                  |                              | F8-4-3<br>1B                     |                               |                                  |                              | 3                                | 0                            | 2                                | 1                             | 0                                | 0                             | 0                                |                                  |                                    |                                  |        |  |
| 15 Alex Rios, R<br>OBP: 0.327, SLG: 0.413     |                               |                                  | K                            |                                  |                              | F8                               |                               | F8-4-3                           |                              | 3                                | 0                            | 0                                | 0                             | 0                                | 1                             | 1                                |                                  |                                    |                                  |        |  |
| Orlando Hudson, S<br>OBP: 0.319, SLG: 0.414   |                               |                                  | G4-3                         |                                  |                              | G4-3                             |                               | G6-3                             |                              | 3                                | 0                            | 1                                | 0                             | 0                                | 0                             | 0                                |                                  |                                    |                                  |        |  |
| <b>Inning Stats</b>                           | R: 4<br>E: 0<br>K: 1<br>S: 15 | H: 2<br>LOB: 1<br>BB: 2<br>P: 32 | R: 0<br>E: 0<br>K: 1<br>S: 8 | H: 1<br>LOB: 0<br>BB: 0<br>P: 10 | R: 0<br>E: 0<br>K: 2<br>S: 9 | H: 0<br>LOB: 0<br>BB: 0<br>P: 14 | R: 0<br>E: 0<br>K: 1<br>S: 13 | H: 0<br>LOB: 0<br>BB: 0<br>P: 20 | R: 0<br>E: 0<br>K: 0<br>S: 5 | H: 1<br>LOB: 1<br>BB: 0<br>P: 12 | R: 0<br>E: 0<br>K: 0<br>S: 8 | H: 1<br>LOB: 0<br>BB: 0<br>P: 11 | R: 0<br>E: 0<br>K: 0<br>S: 12 | H: 0<br>LOB: 0<br>BB: 1<br>P: 18 | R: 0<br>E: 0<br>K: 1<br>S: 12 | H: 0<br>LOB: 1<br>BB: 1<br>P: 19 | 1B: 4<br>2B: 2<br>3B: 0<br>HR: 0 | SF: 0<br>SAC: 0<br>DP: 3<br>HBP: 1 | WP: 0<br>PB: 0<br>SB: 3<br>CS: 0 | PA: 33 |  |
| <b>PITCHER</b>                                | IP                            | WLS                              | BF                           | H                                | R                            | ER                               | SO                            | BB                               | IBB                          | HBP                              | BLK                          | WP                               | HR                            | S                                | P                             | ERA                              | WHIP                             |                                    |                                  |        |  |
| Orlando Hernandez, R<br>ERA: 4.69             | 7.0                           | L                                | 26                           | 5                                | 4                            | 4                                | 5                             | 2                                | 0                            | 1                                | 0                            | 0                                | 0                             | 66                               | 107                           | 5.14                             | 1.000                            |                                    |                                  |        |  |
| Neal Cotts, L<br>ERA: 2.22                    | 0.1                           |                                  | 2                            | 0                                | 0                            | 0                                | 0                             | 1                                | 0                            | 0                                | 0                            | 0                                | 0                             | 10                               | 16                            | 0.00                             | 3.000                            |                                    |                                  |        |  |
| Cliff Politte, R<br>ERA: 1.76                 | 1.0                           |                                  | 3                            | 0                                | 0                            | 0                                | 0                             | 1                                | 0                            | 0                                | 0                            | 0                                | 0                             | 8                                | 13                            | 0.00                             | 1.000                            |                                    |                                  |        |  |
| Damaso Marte, L<br>ERA: 2.94                  | 0.2                           |                                  | 2                            | 0                                | 0                            | 0                                | 1                             | 0                                | 0                            | 0                                | 0                            | 0                                | 0                             | 6                                | 8                             | 0.00                             | 0.000                            |                                    |                                  |        |  |

Toronto Blue Jays @ Chicago White Sox  
U.S. Cellular Field, Chicago, IL  
Wed Aug 03 2005, 8:05 PM EDT  
Att: 28,116 - Cloudy - 87 F

livebaseballscorecards.com

AB 28  
R 4  
H 5  
RBI 4  
BB 4  
SO 6  
LOB 9




| Batter  | 1                             | 2                                | 3                             | 4                                | 5                             | 6                                | 7                            | 8                                | 9                             | AB                               | R                            | H                                | RBI                           | BB                               | SO                            | LOB                              | BOTTOM                       |                                  |                                  |                                    |                                  |        |
|---|-------------------------------|----------------------------------|-------------------------------|----------------------------------|-------------------------------|----------------------------------|------------------------------|----------------------------------|-------------------------------|----------------------------------|------------------------------|----------------------------------|-------------------------------|----------------------------------|-------------------------------|----------------------------------|------------------------------|----------------------------------|----------------------------------|------------------------------------|----------------------------------|--------|
| 22 Scott Podsednik, L<br>OBP: 0.355, SLG: 0.345 | G6-3                          | P5                               |                               |                                  | G4-3                          |                                  |                              |                                  | P6                            | 5                                | 0                            | 0                                | 0                             | 0                                | 1                             | 1                                |                              |                                  |                                  |                                    |                                  |        |
| Tadahito Iguchi, R<br>OBP: 0.354, SLG: 0.439    | F8                            |                                  | G3-1<br>2B                    |                                  | 14 HR<br>1B                   |                                  |                              | G4-3                             |                               | 4                                | 1                            | 2                                | 0                             | 1                                | 0                             | 0                                |                              |                                  |                                  |                                    |                                  |        |
| Carl Everett, S<br>OBP: 0.307, SLG: 0.456       | HR                            |                                  | G3-1                          |                                  | K                             |                                  |                              | 14 WP<br>BB                      |                               | 4                                | 1                            | 1                                | 1                             | 1                                | 2                             | 2                                |                              |                                  |                                  |                                    |                                  |        |
| 14 Paul Konerko, R<br>OBP: 0.362, SLG: 0.501    | 12 1B<br>BB                   |                                  | G1-3                          |                                  | 0-1<br>HR                     |                                  |                              | G6-3                             |                               | 3                                | 1                            | 1                                | 2                             | 1                                | 0                             | 3                                |                              |                                  |                                  |                                    |                                  |        |
| 12 A.J. Pierzynski, L<br>OBP: 0.328, SLG: 0.480 | 1B                            |                                  | P5                            |                                  | G4-3                          |                                  |                              | 1B<br>1B                         |                               | 4                                | 0                            | 2                                | 0                             | 0                                | 0                             | 1                                |                              |                                  |                                  |                                    |                                  |        |
| 23 Jermaine Dye, R<br>OBP: 0.335, SLG: 0.512    | G5-3                          |                                  |                               |                                  | 0-1<br>2B                     |                                  |                              | F7                               |                               | 4                                | 0                            | 1                                | 0                             | 0                                | 0                             | 3                                |                              |                                  |                                  |                                    |                                  |        |
| Aaron Rowand, R<br>OBP: 0.341, SLG: 0.398       |                               | G5-3                             |                               |                                  | G6-3                          |                                  |                              | G4-3                             |                               | 4                                | 0                            | 1                                | 0                             | 0                                | 0                             | 1                                |                              |                                  |                                  |                                    |                                  |        |
| 24 Joe Crede, R<br>OBP: 0.306, SLG: 0.444       |                               | P1                               |                               |                                  | P4                            |                                  |                              | K                                |                               | 4                                | 0                            | 0                                | 0                             | 0                                | 1                             | 3                                |                              |                                  |                                  |                                    |                                  |        |
| 5 Juan Uribe, R<br>OBP: 0.281, SLG: 0.386       |                               |                                  |                               |                                  | F8                            |                                  |                              | F7                               |                               | 3                                | 0                            | 1                                | 0                             | 0                                | 0                             | 1                                |                              |                                  |                                  |                                    |                                  |        |
| Geoff Blum, S<br>OBP: 0.319, SLG: 0.371         |                               |                                  |                               |                                  |                               |                                  |                              | K                                |                               | 1                                | 0                            | 0                                | 0                             | 0                                | 1                             | 2                                |                              |                                  |                                  |                                    |                                  |        |
| <b>Inning Stats</b>                             | R: 1<br>E: 0<br>K: 0<br>S: 11 | H: 2<br>LOB: 2<br>BB: 1<br>P: 23 | R: 0<br>E: 0<br>K: 0<br>S: 13 | H: 1<br>LOB: 0<br>BB: 0<br>P: 19 | R: 0<br>E: 0<br>K: 0<br>S: 10 | H: 1<br>LOB: 1<br>BB: 0<br>P: 12 | R: 0<br>E: 0<br>K: 0<br>S: 9 | H: 1<br>LOB: 0<br>BB: 0<br>P: 11 | R: 2<br>E: 0<br>K: 1<br>S: 10 | H: 2<br>LOB: 0<br>BB: 0<br>P: 13 | R: 0<br>E: 0<br>K: 1<br>S: 6 | H: 0<br>LOB: 0<br>BB: 0<br>P: 11 | R: 0<br>E: 0<br>K: 1<br>S: 11 | H: 0<br>LOB: 2<br>BB: 2<br>P: 25 | R: 0<br>E: 0<br>K: 1<br>S: 14 | H: 2<br>LOB: 2<br>BB: 0<br>P: 21 | R: 0<br>E: 0<br>K: 1<br>S: 9 | H: 0<br>LOB: 0<br>BB: 0<br>P: 13 | 1B: 4<br>2B: 3<br>3B: 0<br>HR: 2 | SF: 0<br>SAC: 0<br>DP: 0<br>HBP: 0 | WP: 1<br>PB: 0<br>SB: 0<br>CS: 0 | PA: 39 |
| <b>PITCHER</b>                                  | IP                            | WLS                              | BF                            | H                                | R                             | ER                               | SO                           | BB                               | IBB                           | HBP                              | BLK                          | WP                               | HR                            | S                                | P                             | ERA                              | WHIP                         |                                  |                                  |                                    |                                  |        |
| Dave Bush, R<br>ERA: 4.4                        | 5.0                           | W                                | 23                            | 7                                | 3                             | 3                                | 1                            | 1                                | 0                             | 0                                | 0                            | 0                                | 0                             | 53                               | 78                            | 5.40                             | 1.600                        |                                  |                                  |                                    |                                  |        |
| Pete Walker, R<br>ERA: 2.62                     | 1.2                           | H                                | 7                             | 0                                | 0                             | 0                                | 2                            | 2                                | 0                             | 0                                | 0                            | 0                                | 0                             | 14                               | 31                            | 0.00                             | 1.200                        |                                  |                                  |                                    |                                  |        |
| Vinnie Chulk, R<br>ERA: 3.38                    | 1.0                           | H                                | 5                             | 2                                | 0                             | 0                                | 0                            | 0                                | 0                             | 0                                | 0                            | 1                                | 0                             | 12                               | 19                            | 0.00                             | 2.000                        |                                  |                                  |                                    |                                  |        |
| Miguel Batista, R<br>ERA: 2.79                  | 1.1                           | S                                | 4                             | 0                                | 0                             | 0                                | 2                            | 0                                | 0                             | 0                                | 0                            | 0                                | 0                             | 14                               | 20                            | 0.00                             | 0.000                        |                                  |                                  |                                    |                                  |        |

Toronto Blue Jays @ Chicago White Sox  
U.S. Cellular Field, Chicago, IL  
Wed Aug 03 2005, 8:05 PM EDT  
Att: 28,116 - Cloudy - 87 F

livebaseballscorecards.com

AB 36  
R 3  
H 9  
RBI 3  
BB 3  
SO 5  
LOB 17





| Batter  | 1                            | 2                                | 3                             | 4                                | 5                             | 6                                | 7                             | 8                                | 9                             | AB                               | R                             | H                                | RBI                           | BB                               | SO                            | LOB                              | TOP  |                                    |                                  |        |  |
|---|------------------------------|----------------------------------|-------------------------------|----------------------------------|-------------------------------|----------------------------------|-------------------------------|----------------------------------|-------------------------------|----------------------------------|-------------------------------|----------------------------------|-------------------------------|----------------------------------|-------------------------------|----------------------------------|--|------------------------------------|----------------------------------|--------|--|
| 8 Russ Adams, L (1.6)<br>OBP: 0.342, SLG: 0.452     | F7                           |                                  | G4-3                          |                                  |                               |                                  |                               | SH1-4                            |                               | 5                                | 0                             | 3                                | 2                             | 0                                | 0                             | 0                                | Toronto Blue Jays @ Chicago White Sox<br>U.S. Cellular Field, Chicago, IL<br>Thu Aug 04 2005, 2:05 PM EDT<br>Att: 32,027 - Cloudy - 85 F |                                    |                                  |        |  |
| 3 Reed Johnson, R (1.7)<br>OBP: 0.343, SLG: 0.461   | K                            |                                  |                               |                                  |                               |                                  | P4                            | SH1-4                            |                               | 4                                | 0                             | 1                                | 0                             | 0                                | 2                             | 2                                |  |                                    |                                  |        |  |
| 10 Vernon Wells, R (1.8)<br>OBP: 0.321, SLG: 0.500  | K                            |                                  | G4-3                          |                                  |                               |                                  |                               | F8                               |                               | 5                                | 0                             | 1                                | 0                             | 0                                | 1                             | 2                                |  |                                    |                                  |        |  |
| Shea Hillenbrand, R (1.5)<br>OBP: 0.354, SLG: 0.450 |                              |                                  | F8                            |                                  |                               |                                  |                               | P2                               |                               | 4                                | 0                             | 0                                | 0                             | 1                                | 1                             | 3                                |  |                                    |                                  |        |  |
| 47 Corey Koskie, L (1.10)<br>OBP: 0.309, SLG: 0.392 | G3-1                         |                                  |                               |                                  |                               |                                  |                               |                                  |                               | 5                                | 0                             | 0                                | 0                             | 0                                | 2                             | 2                                |  |                                    |                                  |        |  |
| 9 Greg Zaun, S (1.2)<br>OBP: 0.376, SLG: 0.404      | 1B                           |                                  |                               |                                  |                               |                                  |                               |                                  |                               | 1                                | 1                             | 0                                | 0                             | 4                                | 1                             | 0                                |  |                                    |                                  |        |  |
| Eric Hinske, L (1.3)<br>OBP: 0.333, SLG: 0.422      |                              |                                  |                               |                                  |                               |                                  |                               |                                  |                               | 4                                | 1                             | 2                                | 0                             | 1                                | 1                             | 2                                |  |                                    |                                  |        |  |
| 15 Alex Rios, R (1.9)<br>OBP: 0.326, SLG: 0.409     |                              |                                  |                               |                                  |                               |                                  |                               |                                  |                               | 3                                | 1                             | 0                                | 0                             | 1                                | 0                             | 4                                |  |                                    |                                  |        |  |
| Orlando Hudson, S (1.4)<br>OBP: 0.319, SLG: 0.413   | P6                           |                                  |                               |                                  |                               |                                  |                               |                                  |                               | 4                                | 1                             | 1                                | 1                             | 0                                | 0                             | 4                                |  |                                    |                                  |        |  |
| <b>Inning Stats</b>                                 | R: 0<br>E: 0<br>K: 2<br>S: 8 | H: 0<br>LOB: 0<br>BB: 0<br>P: 10 | R: 0<br>E: 0<br>K: 1<br>S: 15 | H: 1<br>LOB: 3<br>BB: 2<br>P: 27 | R: 0<br>E: 0<br>K: 0<br>S: 11 | H: 1<br>LOB: 1<br>BB: 0<br>P: 14 | R: 3<br>E: 1<br>K: 1<br>S: 19 | H: 2<br>LOB: 1<br>BB: 1<br>P: 33 | R: 0<br>E: 0<br>K: 0<br>S: 14 | H: 1<br>LOB: 1<br>BB: 0<br>P: 22 | R: 0<br>E: 0<br>K: 1<br>S: 13 | H: 0<br>LOB: 3<br>BB: 3<br>P: 28 | R: 1<br>E: 0<br>K: 0<br>S: 12 | H: 2<br>LOB: 1<br>BB: 0<br>P: 17 | R: 0<br>E: 0<br>K: 3<br>S: 12 | H: 0<br>LOB: 0<br>BB: 0<br>P: 17 | 1B: 3<br>2B: 4<br>3B: 1<br>HR: 0   | SF: 0<br>SAC: 1<br>DP: 0<br>HBP: 0 | WP: 1<br>PB: 0<br>SB: 1<br>CS: 0 | PA: 43 |  |
| <b>PITCHER</b>                                      | IP                           | WLS                              | BF                            | H                                | R                             | ER                               | SO                            | BB                               | IBB                           | HBP                              | BLK                           | WP                               | HR                            | S                                | P                             | ERA                              | WHIP   |                                    |                                  |        |  |
| 52 Jose Contreras, R (1.1)<br>ERA: 4.41             | 5.0                          |                                  | 25                            | 5                                | 3                             | 0                                | 4                             | 4                                | 0                             | 0                                | 0                             | 1                                | 0                             | 62                               | 102                           | 0.00                             | 1.800  |                                    |                                  |        |  |
| Neal Cotts, L (6.1)<br>ERA: 2.18                    | 0.2                          | H                                | 3                             | 1                                | 0                             | 0                                | 0                             | 0                                | 0                             | 0                                | 0                             | 0                                | 0                             | 9                                | 15                            | 0.00                             | 1.500  |                                    |                                  |        |  |
| Cliff Politte, R (6.1)<br>ERA: 1.74                 | 0.2                          | H                                | 3                             | 0                                | 0                             | 0                                | 0                             | 1                                | 0                             | 0                                | 0                             | 0                                | 0                             | 8                                | 16                            | 0.00                             | 1.500  |                                    |                                  |        |  |
| Damaso Marte, L (7.1)<br>ERA: 3.15                  | 0.2                          | B                                | 6                             | 2                                | 1                             | 1                                | 1                             | 2                                | 0                             | 0                                | 0                             | 0                                | 0                             | 14                               | 24                            | 13.50                            | 6.000  |                                    |                                  |        |  |
| Luis Vizcaino, R (8.1)<br>ERA: 3.81                 | 1.0                          | W                                | 3                             | 0                                | 0                             | 0                                | 0                             | 0                                | 0                             | 0                                | 0                             | 0                                | 0                             | 8                                | 12                            | 0.00                             | 0.000  |                                    |                                  |        |  |
| <b>PITCHER</b>                                      | IP                           | WLS                              | BF                            | H                                | R                             | ER                               | SO                            | BB                               | IBB                           | HBP                              | BLK                           | WP                               | HR                            | S                                | P                             | ERA                              | WHIP   |                                    |                                  |        |  |
| Dustin Hermanson, R (9.1)<br>ERA: 1.71              | 1.0                          | S                                | 3                             | 0                                | 0                             | 0                                | 3                             | 0                                | 0                             | 0                                | 0                             | 0                                | 0                             | 12                               | 17                            | 0.00                             | 0.000  |                                    |                                  |        |  |

| Batter  | 1                             | 2                                | 3                            | 4                                | 5                            | 6                               | 7                            | 8                                | 9                             | AB                               | R                            | H                                | RBI                           | BB                               | SO                               | LOB                                | BOTTOM   |        |  |  |  |
|---|-------------------------------|----------------------------------|------------------------------|----------------------------------|------------------------------|---------------------------------|------------------------------|----------------------------------|-------------------------------|----------------------------------|------------------------------|----------------------------------|-------------------------------|----------------------------------|----------------------------------|------------------------------------|--|--------|--|--|--|
| 22 Scott Podsednik, L (1.7)<br>OBP: 0.354, SLG: 0.344 | F8                            | G4-3                             |                              |                                  |                              |                                 |                              |                                  |                               | 4                                | 0                            | 1                                | 0                             | 0                                | 1                                | 0                                  | Toronto Blue Jays @ Chicago White Sox<br>U.S. Cellular Field, Chicago, IL<br>Thu Aug 04 2005, 2:05 PM EDT<br>Att: 32,027 - Cloudy - 85 F |        |  |  |  |
| Tadahito Iguchi, R (1.4)<br>OBP: 0.358, SLG: 0.450    | 1B                            |                                  |                              |                                  |                              |                                 |                              |                                  |                               | 3                                | 2                            | 2                                | 1                             | 1                                | 1                                | 0                                  |  |        |  |  |  |
| Carl Everett, S (1.10)<br>OBP: 0.310, SLG: 0.456      |                               |                                  |                              |                                  |                              |                                 |                              |                                  |                               | 2                                | 1                            | 1                                | 0                             | 1                                | 0                                | 0                                  |  |        |  |  |  |
| Timo Perez, L (6. PH)<br>OBP: 0.286, SLG: 0.321       | HR                            |                                  |                              |                                  |                              |                                 |                              |                                  |                               | 1                                | 0                            | 0                                | 0                             | 0                                | 0                                | 0                                  |  |        |  |  |  |
| 14 Paul Konerko, R (1.3)<br>OBP: 0.363, SLG: 0.500    |                               |                                  |                              |                                  |                              |                                 |                              |                                  |                               | 3                                | 1                            | 1                                | 1                             | 1                                | 1                                | 0                                  |  |        |  |  |  |
| 5 Juan Uribe, R (6. PR)<br>OBP: 0.291, SLG: 0.386     | HR                            |                                  |                              |                                  |                              |                                 |                              |                                  |                               | 0                                | 0                            | 0                                | 0                             | 0                                | 0                                | 0                                  |  |        |  |  |  |
| Aaron Rowand, R (1.8)<br>OBP: 0.342, SLG: 0.406       | HR                            |                                  |                              |                                  |                              |                                 |                              |                                  |                               | 3                                | 1                            | 1                                | 3                             | 1                                | 1                                | 1                                  |  |        |  |  |  |
| 23 Jermaine Dye, R (1.9)<br>OBP: 0.334, SLG: 0.509    | G6-3                          |                                  |                              |                                  |                              |                                 |                              |                                  |                               | 4                                | 0                            | 1                                | 0                             | 0                                | 0                                | 2                                  |  |        |  |  |  |
| Chris Widger, R (1.2)<br>OBP: 0.324, SLG: 0.417       | G6-3                          |                                  |                              |                                  |                              |                                 |                              |                                  |                               | 3                                | 0                            | 0                                | 0                             | 0                                | 0                                | 2                                  |  |        |  |  |  |
| Geoff Blum, S (1.6)<br>OBP: 0.315, SLG: 0.366         |                               |                                  |                              |                                  |                              |                                 |                              |                                  |                               | 3                                | 0                            | 0                                | 0                             | 0                                | 0                                | 1                                  |  |        |  |  |  |
| 24 Joe Crede, R (1.5)<br>OBP: 0.303, SLG: 0.440       |                               |                                  |                              |                                  |                              |                                 |                              |                                  |                               | 3                                | 0                            | 0                                | 0                             | 0                                | 0                                | 0                                  |  |        |  |  |  |
| <b>Inning Stats</b>                                   | R: 4<br>E: 0<br>K: 0<br>S: 21 | H: 3<br>LOB: 0<br>BB: 1<br>P: 34 | R: 0<br>E: 0<br>K: 0<br>S: 8 | H: 0<br>LOB: 0<br>BB: 0<br>P: 15 | R: 0<br>E: 0<br>K: 1<br>S: 6 | H: 0<br>LOB: 0<br>BB: 0<br>P: 9 | R: 0<br>E: 0<br>K: 0<br>S: 8 | H: 0<br>LOB: 1<br>BB: 1<br>P: 16 | R: 0<br>E: 0<br>K: 2<br>S: 13 | H: 1<br>LOB: 1<br>BB: 0<br>P: 22 | R: 0<br>E: 0<br>K: 0<br>S: 8 | H: 1<br>LOB: 0<br>BB: 0<br>P: 14 | R: 1<br>E: 0<br>K: 0<br>S: 13 | H: 1<br>LOB: 1<br>BB: 1<br>P: 19 | 1B: 5<br>2B: 0<br>3B: 0<br>HR: 2 | SF: 0<br>SAC: 0<br>DP: 0<br>HBP: 0 | WP: 1<br>PB: 0<br>SB: 0<br>CS: 2   | PA: 35 |  |  |  |
| <b>PITCHER</b>  | IP                            | WLS                              | BF                           | H                                | R                            | ER                              | SO                           | BB                               | IBB                           | HBP                              | BLK                          | WP                               | HR                            | S                                | P                                | ERA                                | WHIP   |        |  |  |  |
| 40 Dustin McGowan, R (1.1)<br>ERA: 4.5                | 5.0                           |                                  | 21                           | 4                                | 4                            | 4                               | 2                            | 3                                | 0                             | 0                                | 0                            | 0                                | 0                             | 21                               | 36                               | 0.00                               | 1.400  |        |  |  |  |
| 54 Jason Frasor, R (6.1)<br>ERA: 4.22                 | 2.0                           |                                  | 7                            | 2                                | 0                            | 0                               | 2                            | 0                                | 0                             | 0                                | 0                            | 0                                | 0                             | 21                               | 36                               | 0.00                               | 1.000  |        |  |  |  |
| Justin Speier, R (8.1)<br>ERA: 2.4                    | 1.0                           | L                                | 5                            | 1                                | 1                            | 1                               | 0                            | 1                                | 0                             | 0                                | 0                            | 0                                | 1                             | 13                               | 19                               | 9.00                               | 2.000  |        |  |  |  |
| <b>PITCHER</b>  | IP                            | WLS                              | BF                           | H                                | R                            | ER                              | SO                           | BB                               | IBB                           | HBP                              | BLK                          | WP                               | HR                            | S                                | P                                | ERA                                | WHIP   |        |  |  |  |









| Batter  | 1                             | 2                                | 3                             | 4                                | 5                             | 6                                | 7                             | 8                                | 9                            | AB                               | R                            | H                                | RBI                          | BB                              | SO                           | LOB                             | TOP   |                                  |                                  |                                    |                                  |        |  |  |  |  |  |
|---|-------------------------------|----------------------------------|-------------------------------|----------------------------------|-------------------------------|----------------------------------|-------------------------------|----------------------------------|------------------------------|----------------------------------|------------------------------|----------------------------------|------------------------------|---------------------------------|------------------------------|---------------------------------|---|----------------------------------|----------------------------------|------------------------------------|----------------------------------|--------|--|--|--|--|--|
| <b>2 Derek Jeter, R</b><br>OBP: 0.388, SLG: 0.448     | L9                            | FC3-6<br>1B                      |                               | BB<br>13<br>FC5-4<br>1B          |                               | FC6-4<br>13<br>24<br>G4-3<br>1B  |                               | K                                |                              | 5                                | 1                            | 3                                | 2                            | 0                               | 1                            | 0                               | <b>New York Yankees @ Toronto Blue Jays</b><br>Rogers Centre, Toronto, ON<br>Sat Aug 06 2005, 4:07 PM EDT<br>Att: 48,088 - Sunny - 81 F |                                  |                                  |                                    |                                  |        |  |  |  |  |  |
| <b>24 Robinson Cano, L</b><br>OBP: 0.312, SLG: 0.453  | FC3-6<br>2B                   | FC3-6<br>1B                      |                               | FC5-4<br>13<br>BB<br>1B          |                               | G4-3                             |                               | G4-3                             |                              | 5                                | 0                            | 2                                | 0                            | 0                               | 0                            | 3                               |   |                                  |                                  |                                    |                                  |        |  |  |  |  |  |
| <b>Gary Sheffield, R</b><br>OBP: 0.397, SLG: 0.536    | K                             | K                                |                               | FC5-4<br>13<br>BB<br>1B          |                               | FC6-4<br>13<br>BB                |                               | HR                               |                              | 3                                | 1                            | 2                                | 2                            | 2                               | 1                            | 1                               |   |                                  |                                  |                                    |                                  |        |  |  |  |  |  |
| <b>13 Alex Rodriguez, R</b><br>OBP: 0.413, SLG: 0.578 | BB                            | K                                |                               | FC5-4                            |                               | FC6-4                            |                               | K                                |                              | 4                                | 0                            | 0                                | 1                            | 1                               | 2                            | 6                               |   |                                  |                                  |                                    |                                  |        |  |  |  |  |  |
| <b>55 Hideki Matsui, L</b><br>OBP: 0.365, SLG: 0.502  | K                             |                                  | K                             | K                                |                               | G4-3                             |                               | G4-3                             |                              | 5                                | 0                            | 0                                | 0                            | 0                               | 3                            | 6                               |   |                                  |                                  |                                    |                                  |        |  |  |  |  |  |
| <b>25 Jason Giambi, L</b><br>OBP: 0.450, SLG: 0.567   |                               | G3-1                             | K                             |                                  | BB                            |                                  |                               | B1-3                             |                              | 3                                | 0                            | 0                                | 0                            | 2                               | 1                            | 0                               |   |                                  |                                  |                                    |                                  |        |  |  |  |  |  |
| <b>20 Jorge Posada, S</b><br>OBP: 0.341, SLG: 0.418   |                               | 1B<br>2<br>1B<br>1B              | 1B                            |                                  | F8                            |                                  |                               | F8                               |                              | 5                                | 1                            | 2                                | 0                            | 0                               | 0                            | 2                               |   |                                  |                                  |                                    |                                  |        |  |  |  |  |  |
| <b>Bernie Williams, S</b><br>OBP: 0.330, SLG: 0.367   |                               | BB<br>2<br>1B<br>1B              | G5-3                          |                                  | F8                            |                                  |                               | F7                               |                              | 4                                | 1                            | 1                                | 0                            | 0                               | 0                            | 2                               |   |                                  |                                  |                                    |                                  |        |  |  |  |  |  |
| <b>John Flaherty, R</b><br>OBP: 0.198, SLG: 0.224     |                               | FC3-6<br>24<br>2<br>1B<br>BB     |                               | F7                               |                               | F9                               |                               | P5                               |                              | 2                                | 1                            | 0                                | 0                            | 1                               | 0                            | 1                               |   |                                  |                                  |                                    |                                  |        |  |  |  |  |  |
| <b>Tony Womack, L</b><br>OBP: 0.276, SLG: 0.269       |                               |                                  |                               |                                  |                               |                                  |                               |                                  |                              | 1                                | 0                            | 0                                | 0                            | 0                               | 0                            | 0                               |   |                                  |                                  |                                    |                                  |        |  |  |  |  |  |
| <b>Wayne Franklin, L</b><br>OBP: 0.330, SLG: 0.367    |                               |                                  |                               |                                  |                               |                                  |                               |                                  |                              | 0                                | 0                            | 0                                | 0                            | 0                               | 0                            | 0                               |   |                                  |                                  |                                    |                                  |        |  |  |  |  |  |
| <b>Felix Rodriguez, R</b><br>OBP: 0.330, SLG: 0.367   |                               |                                  |                               |                                  |                               |                                  |                               |                                  |                              | 0                                | 0                            | 0                                | 0                            | 0                               | 0                            | 0                               |   |                                  |                                  |                                    |                                  |        |  |  |  |  |  |
| <b>Inning Stats</b>                                   | R: 0<br>E: 0<br>K: 2<br>S: 12 | H: 1<br>LOB: 2<br>BB: 1<br>P: 19 | R: 3<br>E: 0<br>K: 1<br>S: 18 | H: 4<br>LOB: 2<br>BB: 1<br>P: 29 | R: 0<br>E: 0<br>K: 2<br>S: 11 | H: 1<br>LOB: 1<br>BB: 0<br>P: 18 | R: 1<br>E: 0<br>K: 1<br>S: 10 | H: 2<br>LOB: 2<br>BB: 1<br>P: 22 | R: 0<br>E: 0<br>K: 0<br>S: 8 | H: 0<br>LOB: 1<br>BB: 1<br>P: 14 | R: 0<br>E: 0<br>K: 0<br>S: 9 | H: 1<br>LOB: 0<br>BB: 1<br>P: 14 | R: 0<br>E: 0<br>K: 0<br>S: 4 | H: 0<br>LOB: 0<br>BB: 0<br>P: 7 | R: 0<br>E: 0<br>K: 1<br>S: 6 | H: 0<br>LOB: 0<br>BB: 0<br>P: 9 | R: 1<br>E: 0<br>K: 1<br>S: 10   | H: 1<br>LOB: 1<br>BB: 1<br>P: 17 | 1B: 8<br>2B: 1<br>3B: 0<br>HR: 1 | SF: 0<br>SAC: 0<br>DP: 0<br>HBP: 0 | WP: 0<br>PB: 0<br>SB: 0<br>CS: 0 | PA: 43 |  |  |  |  |  |
| <b>PITCHER</b>  | IP                            | WLS                              | BF                            | H                                | R                             | ER                               | SO                            | BB                               | IBB                          | HBP                              | BLK                          | WP                               | HR                           | S                               | P                            | ERA                             | WHIP  |                                  |                                  |                                    |                                  |        |  |  |  |  |  |
| <b>37 Scott Downs, L</b><br>ERA: 5.75                 | 3.1                           |                                  | 21                            | 8                                | 4                             | 4                                | 5                             | 3                                | 0                            | 0                                | 0                            | 0                                | 0                            | 46                              | 79                           | 10.80                           | 3.300   |                                  |                                  |                                    |                                  |        |  |  |  |  |  |
| <b>Pete Walker, R</b><br>ERA: 2.73                    | 2.1                           | W                                | 10                            | 1                                | 0                             | 0                                | 1                             | 2                                | 0                            | 0                                | 0                            | 0                                | 0                            | 20                              | 34                           | 0.00                            | 1.286   |                                  |                                  |                                    |                                  |        |  |  |  |  |  |
| <b>Scott Schoeneweis, L</b><br>ERA: 4.3               | 1.1                           | H                                | 4                             | 0                                | 0                             | 0                                | 0                             | 0                                | 0                            | 0                                | 0                            | 0                                | 0                            | 6                               | 10                           | 0.00                            | 0.000   |                                  |                                  |                                    |                                  |        |  |  |  |  |  |
| <b>Justin Speier, R</b><br>ERA: 2.35                  | 1.0                           |                                  | 3                             | 0                                | 0                             | 0                                | 1                             | 0                                | 0                            | 0                                | 0                            | 0                                | 0                            | 6                               | 9                            | 0.00                            | 0.000   |                                  |                                  |                                    |                                  |        |  |  |  |  |  |
| <b>Miguel Batista, R</b><br>ERA: 2.91                 | 1.0                           |                                  | 5                             | 1                                | 1                             | 1                                | 1                             | 1                                | 0                            | 0                                | 0                            | 0                                | 1                            | 10                              | 17                           | 9.00                            | 2.000   |                                  |                                  |                                    |                                  |        |  |  |  |  |  |

|     |    |
|-----|----|
| AB  | 37 |
| R   | 5  |
| H   | 10 |
| RBI | 5  |
| BB  | 6  |
| SO  | 8  |
| LOB | 21 |



| Batter   | 1                             | 2                                | 3                             | 4                                | 5                             | 6                                | 7                            | 8                                | 9                             | AB                               | R                             | H                                | RBI                          | BB                               | SO                            | LOB                              | BOTTOM  |                                  |                                   |                                    |                                  |        |  |  |  |  |  |
|--|-------------------------------|----------------------------------|-------------------------------|----------------------------------|-------------------------------|----------------------------------|------------------------------|----------------------------------|-------------------------------|----------------------------------|-------------------------------|----------------------------------|------------------------------|----------------------------------|-------------------------------|----------------------------------|---|----------------------------------|-----------------------------------|------------------------------------|----------------------------------|--------|--|--|--|--|--|
| <b>8 Russ Adams, L</b><br>OBP: 0.350, SLG: 0.451     | HBP<br>3<br>1B<br>BB          | 10<br>2B<br>1B                   |                               | E1<br>3<br>10<br>1B              |                               | P5                               |                              | G5-3                             |                               | 4                                | 3                             | 1                                | 0                            | 1                                | 0                             | 0                                | <b>New York Yankees @ Toronto Blue Jays</b><br>Rogers Centre, Toronto, ON<br>Sat Aug 06 2005, 4:07 PM EDT<br>Att: 48,088 - Sunny - 81 F |                                  |                                   |                                    |                                  |        |  |  |  |  |  |
| <b>3 Reed Johnson, R</b><br>OBP: 0.348, SLG: 0.462   | 1B<br>2<br>1B<br>HBP          | 10<br>2B<br>1B                   |                               | 10<br>1B                         |                               | K                                |                              | L8                               |                               | 4                                | 1                             | 2                                | 0                            | 0                                | 1                             | 0                                |   |                                  |                                   |                                    |                                  |        |  |  |  |  |  |
| <b>10 Vernon Wells, R</b><br>OBP: 0.326, SLG: 0.506  | K                             | 2B                               |                               | G4-6-3<br>1B                     |                               | E<br>S<br>HR<br>1B               |                              |                                  |                               | 4                                | 1                             | 3                                | 2                            | 0                                | 1                             | 2                                |   |                                  |                                   |                                    |                                  |        |  |  |  |  |  |
| <b>Shea Hillenbrand, R</b><br>OBP: 0.357, SLG: 0.458 | 1B                            |                                  |                               | G4-6-3<br>1B                     |                               | HR                               |                              |                                  |                               | 4                                | 2                             | 3                                | 3                            | 0                                | 0                             | 2                                |   |                                  |                                   |                                    |                                  |        |  |  |  |  |  |
| <b>2 Aaron Hill, R</b><br>OBP: 0.363, SLG: 0.429     | 1B                            |                                  |                               | FC5-4<br>15<br>1B                |                               | F8<br>9<br>1B                    |                              | F8                               |                               | 4                                | 0                             | 3                                | 1                            | 0                                | 0                             | 0                                |   |                                  |                                   |                                    |                                  |        |  |  |  |  |  |
| <b>9 Gregg Zaun, S</b><br>OBP: 0.370, SLG: 0.396     | K                             |                                  |                               | P3                               |                               | P2                               |                              |                                  |                               | 4                                | 0                             | 1                                | 0                            | 0                                | 1                             | 4                                |   |                                  |                                   |                                    |                                  |        |  |  |  |  |  |
| <b>15 Alex Rios, R</b><br>OBP: 0.321, SLG: 0.402     |                               | K                                |                               | FC5-4<br>E<br>1-2<br>2-3         |                               | F9                               |                              | K                                |                               | 4                                | 0                             | 0                                | 0                            | 0                                | 2                             | 4                                |   |                                  |                                   |                                    |                                  |        |  |  |  |  |  |
| <b>Frank Menechino, R</b><br>OBP: 0.369, SLG: 0.358  |                               | HR                               |                               | G4-3                             |                               | F8                               |                              | P5                               |                               | 2                                | 1                             | 1                                | 1                            | 0                                | 0                             | 1                                |   |                                  |                                   |                                    |                                  |        |  |  |  |  |  |
| <b>Eric Hinske, L</b><br>OBP: 0.336, SLG: 0.425      |                               |                                  |                               | G5-3                             |                               | F8                               |                              |                                  |                               | 2                                | 0                             | 0                                | 0                            | 0                                | 0                             | 2                                |   |                                  |                                   |                                    |                                  |        |  |  |  |  |  |
| <b>Orlando Hudson, S</b><br>OBP: 0.312, SLG: 0.403   |                               | G5-3                             |                               | G5-3                             |                               | K                                |                              | F9                               |                               | 4                                | 0                             | 0                                | 0                            | 0                                | 1                             | 2                                |   |                                  |                                   |                                    |                                  |        |  |  |  |  |  |
| <b>Inning Stats</b>                                  | R: 2<br>E: 0<br>K: 2<br>S: 11 | H: 2<br>LOB: 2<br>BB: 1<br>P: 19 | R: 2<br>E: 0<br>K: 1<br>S: 19 | H: 4<br>LOB: 0<br>BB: 0<br>P: 28 | R: 1<br>E: 0<br>K: 0<br>S: 12 | H: 2<br>LOB: 1<br>BB: 0<br>P: 17 | R: 1<br>E: 1<br>K: 0<br>S: 8 | H: 2<br>LOB: 1<br>BB: 0<br>P: 11 | R: 0<br>E: 0<br>K: 1<br>S: 13 | H: 2<br>LOB: 2<br>BB: 0<br>P: 19 | R: 2<br>E: 0<br>K: 1<br>S: 12 | H: 2<br>LOB: 0<br>BB: 0<br>P: 19 | R: 0<br>E: 0<br>K: 1<br>S: 8 | H: 0<br>LOB: 0<br>BB: 0<br>P: 13 | R: 0<br>E: 0<br>K: 0<br>S: 10 | H: 0<br>LOB: 0<br>BB: 0<br>P: 16 | R: 0<br>E: 0<br>K: 0<br>S: 10   | H: 0<br>LOB: 0<br>BB: 0<br>P: 16 | 1B: 11<br>2B: 2<br>3B: 0<br>HR: 2 | SF: 0<br>SAC: 0<br>DP: 2<br>HBP: 1 | WP: 0<br>PB: 0<br>SB: 2<br>CS: 1 | PA: 38 |  |  |  |  |  |
| <b>PITCHER</b>                                       | IP                            | WLS                              | BF                            | H                                | R                             | ER                               | SO                           | BB                               | IBB                           | HBP                              | BLK                           | WP                               | HR                           | S                                | P                             | ERA                              | WHIP  |                                  |                                   |                                    |                                  |        |  |  |  |  |  |
| <b>Randy Johnson, L</b><br>ERA: 4.29                 | 4.0                           | L                                | 22                            | 10                               | 6                             | 5                                | 3                            | 1                                | 0                             | 0                                | 0                             | 0                                | 1                            | 50                               | 75                            | 11.25                            | 2.750   |                                  |                                   |                                    |                                  |        |  |  |  |  |  |
| <b>Scott Proctor, R</b><br>ERA: 5.16                 | 2.2                           |                                  | 12                            | 4                                | 2                             | 2                                | 3                            | 0                                | 0                             | 0                                | 0                             | 0                                | 0                            | 32                               | 49                            | 6.75                             | 1.500   |                                  |                                   |                                    |                                  |        |  |  |  |  |  |
| <b>Wayne Franklin, L</b><br>ERA: 6.14                | 1.0                           |                                  | 3                             | 0                                | 0                             | 0                                | 0                            | 0                                | 0                             | 0                                | 0                             | 0                                | 0                            | 8                                | 14                            | 0.00                             | 0.000   |                                  |                                   |                                    |                                  |        |  |  |  |  |  |
| <b>Wayne Franklin, L</b><br>ERA: 6.14                | 1.0                           |                                  | 3                             | 0                                | 0                             | 0                                | 0                            | 0                                | 0                             | 0                                | 0                             | 0                                | 0                            | 8                                | 14                            | 0.00                             | 0.000   |                                  |                                   |                                    |                                  |        |  |  |  |  |  |
| <b>Felix Rodriguez, R</b><br>ERA: 4.09               | 0.1                           |                                  | 1                             | 0                                | 0                             | 0                                | 0                            | 0                                | 0                             | 0                                | 0                             | 0                                | 0                            | 3                                | 4                             | 0.00                             | 0.000   |                                  |                                   |                                    |                                  |        |  |  |  |  |  |

|     |    |
|-----|----|
| AB  | 36 |
| R   | 8  |
| H   | 14 |
| RBI | 7  |
| BB  | 1  |
| SO  | 6  |
| LOB | 17 |









| Batter  | 1   | 2   | 3   | 4   | 5   | 6   | 7   | 8   | 9   | 10  | 11  | 12  | AB  | R   | H   | RBI   | BB  | SO  | LOB   | TOP   |   |   |   |
|---|---|---|---|---|---|---|---|---|---|---|---|---|---|---|---|---|---|---|---|---|---|---|---|
| 14 Placido Polanco, R<br>OBP: 0.392, SLG: 0.439 | 0-1<br>9<br>1B  | 1-0<br>P4   |   | 0-0<br>2B   |   | 0-2<br>FC1-6-5<br>WP  |   |   | 0-1<br>G6-3   |   | 0-1<br>G1-3   |   | 6   | 1   | 2   | 1   | 0   | 0   | 1   |   |   |   |   |
| 9 Carlos Guillen, S<br>OBP: 0.364, SLG: 0.436   | 2-2<br>E<br>30<br>G6-3<br>1B  |   | 3-2<br>HR   |   | 1-3<br>K  | 4-2<br>WP<br>BB   |   |   | 0-1<br>1B<br>30<br>SF8<br>1B  |   | 0-1<br>P4   |   | 3   | 2   | 2   | 1   | 1   | 1   | 0   |   |   |   |   |
| 20 Omar Infante, R<br>OBP: 0.273, SLG: 0.397    | 1-2<br>E7<br>2B<br>1B   |   | 2-2<br>G4-3   |   | 1-2<br>F9   | 2-3<br>K  |   |   | 0-2<br>1B   |   | 0-2<br>1B   |   | 6   | 2   | 3   | 1   | 0   | 1   | 2   |   |   |   |   |
| Dmitri Young, S<br>OBP: 0.322, SLG: 0.474       | 1-3<br>2-H<br>2B<br>1B  |   | 0-2<br>K  |   | 0-0<br>2B<br>1B   | 1-2<br>2-3<br>K   |   |   | 0-0<br>1B   |   | 0-0<br>SF8  |   | 5   | 1   | 1   | 2   | 0   | 3   | 2   |   |   |   |   |
| 30 Magglio Ordonez, R<br>OBP: 0.364, SLG: 0.479 | 0-1<br>G6-3   |   | 0-0<br>P4   |   | 0-0<br>2B<br>1B   | 2-3<br>K  |   |   | 0-0<br>1B   |   | 0-0<br>P3   |   | 6   | 1   | 3   | 2   | 0   | 0   | 1   |   |   |   |   |
| Rondell White, R<br>OBP: 0.344, SLG: 0.472      | 3-H<br>1-2<br>2-H<br>1B<br>2B   |   | 0-0<br>P4   |   | 1-0<br>2B<br>1B   | 1-2<br>F8   |   |   | 3-H<br>1-0<br>P3  |   | 0-0<br>13<br>1B<br>2B   |   | 6   | 1   | 3   | 2   | 0   | 0   | 1   |   |   |   |   |
| Craig Monroe, R<br>OBP: 0.338, SLG: 0.442       | 1-2<br>15<br>G6-4-3<br>1B   |   | 1-0<br>G1-3   |   | 0-2<br>1B   | 1-3<br>K  |   |   | 2-2<br>G4-3   |   | 0-0<br>13<br>1B<br>IBB  |   | 5   | 0   | 2   | 1   | 1   | 1   | 0   |   |   |   |   |
| 15 Brandon Inge, R<br>OBP: 0.349, SLG: 0.416    | 0-1<br>G6-4-3   |   | 1-2<br>BB<br>14<br>2B<br>HBP  |   | 2-2<br>F9   | 0-3<br>K  |   |   | 0-1<br>F8   |   | 0-3<br>K  |   | 5   | 1   | 0   | 0   | 0   | 2   | 6   |   |   |   |   |
| 13 Vance Wilson, R<br>OBP: 0.261, SLG: 0.208    |   |   | 1-1<br>G6-3   |   | 1-0<br>F9   | 3-2<br>14<br>FC1-6-5<br>SH1-3<br>HBP  |   |   | 1-0<br>F9   |   | 1-1<br>1B   |   | 5   | 0   | 1   | 1   | 0   | 0   | 1   |   |   |   |   |
| Nook Logan, S<br>OBP: 0.320, SLG: 0.356         | 2-2<br>G3-1   |   | 4-2<br>14<br>2B<br>BB   |   | 0-0<br>SH1-3  | 1-2<br>K  |   |   | 0-0<br>B2   |   | 0-3<br>K  |   | 4   | 0   | 0   | 0   | 1   | 1   | 3   |   |   |   |   |
| <b>Inning Stats</b>                             | R: 4<br>E: 1<br>K: 0<br>S: 22   | H: 5<br>LOB: 0<br>BB: 0<br>P: 26  | R: 0<br>E: 0<br>K: 0<br>S: 7  | H: 0<br>LOB: 0<br>BB: 0<br>P: 11  | R: 1<br>E: 0<br>K: 1<br>S: 12   | H: 1<br>LOB: 0<br>BB: 0<br>P: 17  | R: 1<br>E: 0<br>K: 0<br>S: 8  | H: 1<br>LOB: 2<br>BB: 1<br>P: 15  | R: 0<br>E: 0<br>K: 1<br>S: 13   | H: 0<br>LOB: 2<br>BB: 1<br>P: 22  | R: 0<br>E: 0<br>K: 2<br>S: 14   | H: 0<br>LOB: 0<br>BB: 0<br>P: 18  | R: 0<br>E: 0<br>K: 1<br>S: 9  | H: 2<br>LOB: 1<br>BB: 0<br>P: 10  | R: 0<br>E: 0<br>K: 0<br>S: 8  | H: 0<br>LOB: 0<br>BB: 0<br>P: 8   | R: 1<br>E: 0<br>K: 2<br>S: 11   | H: 3<br>LOB: 3<br>BB: 1<br>P: 16  | 1B: 10<br>2B: 4<br>3B: 0<br>HR: 1   | SF: 1<br>SAC: 1<br>DP: 1<br>HBP: 2  | WP: 1<br>PB: 0<br>SB: 0<br>CS: 0  | PA: 54  |   |
| <b>PITCHER</b>                                  | IP<br>WLS<br>BF<br>H<br>R<br>ER<br>SO<br>BB<br>IBB<br>HBP<br>BLK<br>WP<br>HR<br>S<br>P<br>ERA<br>WHIP | IP<br>WLS<br>BF<br>H<br>R<br>ER<br>SO<br>BB<br>IBB<br>HBP<br>BLK<br>WP<br>HR<br>S<br>P<br>ERA<br>WHIP | IP<br>WLS<br>BF<br>H<br>R<br>ER<br>SO<br>BB<br>IBB<br>HBP<br>BLK<br>WP<br>HR<br>S<br>P<br>ERA<br>WHIP | IP<br>WLS<br>BF<br>H<br>R<br>ER<br>SO<br>BB<br>IBB<br>HBP<br>BLK<br>WP<br>HR<br>S<br>P<br>ERA<br>WHIP | IP<br>WLS<br>BF<br>H<br>R<br>ER<br>SO<br>BB<br>IBB<br>HBP<br>BLK<br>WP<br>HR<br>S<br>P<br>ERA<br>WHIP | IP<br>WLS<br>BF<br>H<br>R<br>ER<br>SO<br>BB<br>IBB<br>HBP<br>BLK<br>WP<br>HR<br>S<br>P<br>ERA<br>WHIP | IP<br>WLS<br>BF<br>H<br>R<br>ER<br>SO<br>BB<br>IBB<br>HBP<br>BLK<br>WP<br>HR<br>S<br>P<br>ERA<br>WHIP | IP<br>WLS<br>BF<br>H<br>R<br>ER<br>SO<br>BB<br>IBB<br>HBP<br>BLK<br>WP<br>HR<br>S<br>P<br>ERA<br>WHIP | IP<br>WLS<br>BF<br>H<br>R<br>ER<br>SO<br>BB<br>IBB<br>HBP<br>BLK<br>WP<br>HR<br>S<br>P<br>ERA<br>WHIP | IP<br>WLS<br>BF<br>H<br>R<br>ER<br>SO<br>BB<br>IBB<br>HBP<br>BLK<br>WP<br>HR<br>S<br>P<br>ERA<br>WHIP | IP<br>WLS<br>BF<br>H<br>R<br>ER<br>SO<br>BB<br>IBB<br>HBP<br>BLK<br>WP<br>HR<br>S<br>P<br>ERA<br>WHIP | IP<br>WLS<br>BF<br>H<br>R<br>ER<br>SO<br>BB<br>IBB<br>HBP<br>BLK<br>WP<br>HR<br>S<br>P<br>ERA<br>WHIP | IP<br>WLS<br>BF<br>H<br>R<br>ER<br>SO<br>BB<br>IBB<br>HBP<br>BLK<br>WP<br>HR<br>S<br>P<br>ERA<br>WHIP | IP<br>WLS<br>BF<br>H<br>R<br>ER<br>SO<br>BB<br>IBB<br>HBP<br>BLK<br>WP<br>HR<br>S<br>P<br>ERA<br>WHIP | IP<br>WLS<br>BF<br>H<br>R<br>ER<br>SO<br>BB<br>IBB<br>HBP<br>BLK<br>WP<br>HR<br>S<br>P<br>ERA<br>WHIP | IP<br>WLS<br>BF<br>H<br>R<br>ER<br>SO<br>BB<br>IBB<br>HBP<br>BLK<br>WP<br>HR<br>S<br>P<br>ERA<br>WHIP | IP<br>WLS<br>BF<br>H<br>R<br>ER<br>SO<br>BB<br>IBB<br>HBP<br>BLK<br>WP<br>HR<br>S<br>P<br>ERA<br>WHIP | IP<br>WLS<br>BF<br>H<br>R<br>ER<br>SO<br>BB<br>IBB<br>HBP<br>BLK<br>WP<br>HR<br>S<br>P<br>ERA<br>WHIP | IP<br>WLS<br>BF<br>H<br>R<br>ER<br>SO<br>BB<br>IBB<br>HBP<br>BLK<br>WP<br>HR<br>S<br>P<br>ERA<br>WHIP | IP<br>WLS<br>BF<br>H<br>R<br>ER<br>SO<br>BB<br>IBB<br>HBP<br>BLK<br>WP<br>HR<br>S<br>P<br>ERA<br>WHIP | IP<br>WLS<br>BF<br>H<br>R<br>ER<br>SO<br>BB<br>IBB<br>HBP<br>BLK<br>WP<br>HR<br>S<br>P<br>ERA<br>WHIP | IP<br>WLS<br>BF<br>H<br>R<br>ER<br>SO<br>BB<br>IBB<br>HBP<br>BLK<br>WP<br>HR<br>S<br>P<br>ERA<br>WHIP | IP<br>WLS<br>BF<br>H<br>R<br>ER<br>SO<br>BB<br>IBB<br>HBP<br>BLK<br>WP<br>HR<br>S<br>P<br>ERA<br>WHIP |

Detroit Tigers @ Toronto Blue Jays  
Rogers Centre, Toronto, ON  
Mon Aug 08 2005, 7:07 PM EDT  
Att. 20,887 - Clear - 84 F

|     |    |
|-----|----|
| AB  | 47 |
| R   | 9  |
| H   | 15 |
| RBI | 9  |
| BB  | 3  |
| SO  | 9  |
| LOB | 16 |



| Batter   | 1   | 2   | 3   | 4   | 5   | 6   | 7   | 8   | 9   | 10  | 11  | 12  | AB  | R   | H   | RBI   | BB  | SO  | LOB   | BOTTOM  |   |   |   |                                 |                                   |                                    |                                  |        |
|--|---|---|---|---|---|---|---|---|---|---|---|---|---|---|---|---|---|---|---|---|---|---|---|---------------------------------|-----------------------------------|------------------------------------|----------------------------------|--------|
| 3 Reed Johnson, R<br>OBP: 0.365, SLG: 0.460    | 0-1<br>F8<br>10<br>SF9<br>2B  |   | 1-1<br>G6-4-3<br>HBP  |   | 0-1<br>F8   | 0-0<br>1B   |   | 2-1<br>HR<br>1B   | 1-1<br>P4   |   |   | 1-2<br>G3   | 3   | 1   | 2   | 1   | 0   | 0   | 1   |   |   |   |   |                                 |                                   |                                    |                                  |        |
| Frank Catalanotto, L<br>OBP: 0.361, SLG: 0.429 |   |   | 1-0<br>G6-4-3   |   | 0-0<br>F8   | 0-2<br>F7   |   | 0-0<br>HR   |   | 1-3<br>K  |   | 1-1<br>10<br>G6-4-3<br>1B   | 7   | 1   | 2   | 2   | 0   | 1   | 5   |   |   |   |   |                                 |                                   |                                    |                                  |        |
| Orlando Hudson, S<br>OBP: 0.313, SLG: 0.410    | 0-1<br>F8   |   | 1-2<br>2-3<br>1B  |   | 0-0<br>F8   | 0-2<br>F7   |   | 1-H<br>HR   |   | 0-0<br>K  |   | 0-1<br>10<br>G6-4-3<br>1B   | 5   | 1   | 3   | 1   | 1   | 0   | 1   |   |   |   |   |                                 |                                   |                                    |                                  |        |
| 10 Vernon Wells, R<br>OBP: 0.333, SLG: 0.509   | 0-0<br>SF9  |   | 2-2<br>2B<br>1B   |   | 1-2<br>1B   |   | 0-0<br>SH5-4<br>1B  | 0-0<br>G6-3   |   | 4-1<br>FC5-4<br>BB  |   | 0-1<br>G6-4-3   | 6   | 1   | 2   | 1   | 0   | 1   | 3   |   |   |   |   |                                 |                                   |                                    |                                  |        |
| Shea Hillenbrand, R<br>OBP: 0.359, SLG: 0.460  | 3-H<br>2-2<br>F9  |   | 0-1<br>47<br>G3<br>15<br>1B<br>2B   |   | 2-3<br>K  |   | 0-2<br>2<br>SH5-4<br>1B   | 0-0<br>F8   |   | 0-0<br>FC5-4  |   | 1-2<br>1B   | 6   | 1   | 2   | 1   | 0   | 1   | 3   |   |   |   |   |                                 |                                   |                                    |                                  |        |
| 2 Aaron Hill, R<br>OBP: 0.352, SLG: 0.415      |   |   | 0-1<br>G5-3   |   | 0-1<br>F8   |   | 0-0<br>SH5-4  |   | 0-0<br>P4   |   | 1-0<br>F8   |   | 5   | 0   | 0   | 0   | 0   | 0   | 2   |   |   |   |   |                                 |                                   |                                    |                                  |        |
| 47 Corey Koskie, L<br>OBP: 0.307, SLG: 0.401   |   |   | 0-1<br>G1-3   |   | 1-1<br>G3   |   | 1-2<br>HR   |   | 1-1<br>15<br>1B   |   | 2-2<br>G6-3<br>15<br>1B   |   | 5   | 1   | 2   | 1   | 0   | 0   | 3   |   |   |   |   |                                 |                                   |                                    |                                  |        |
| 8 Russ Adams, L<br>OBP: 0.352, SLG: 0.451      |   |   | 2-3<br>1B   |   | 2-3<br>K  |   | 0-1<br>HR   |   | 0-1<br>1B   |   | 0-1<br>1B   |   | 1   | 0   | 1   | 0   | 0   | 0   | 0   |   |   |   |   |                                 |                                   |                                    |                                  |        |
| 15 Alex Rios, R<br>OBP: 0.332, SLG: 0.419      |   |   | 0-2<br>HR   |   | 1-1<br>1B   |   | 0-0<br>1B<br>3<br>1B  |   | 4-0<br>IBB  |   | 0-1<br>IBB  |   | 5   | 2   | 5   | 2   | 1   | 0   | 0   |   |   |   |   |                                 |                                   |                                    |                                  |        |
| Eric Hinske, L<br>OBP: 0.332, SLG: 0.419       |   |   | 1-2<br>F9   |   | 3-2<br>G5-3   |   | 1-2<br>F8   |   | 2-1<br>F8   |   | 1-0<br>G6-3   |   | 5   | 0   | 0   | 0   | 1   | 0   | 7   |   |   |   |   |                                 |                                   |                                    |                                  |        |
| Ken Huckaby, R<br>ERA: 4.89                    |   |   | 1-1<br>F9   |   | 1-0<br>10<br>1B   |   | 0-0<br>10<br>1B   |   | 0-3<br>K  |   | 3-3<br>K  |   | 3   | 0   | 2   | 0   | 0   | 0   | 0   |   |   |   |   |                                 |                                   |                                    |                                  |        |
| 9 Gregg Zaun, S<br>OBP: 0.368, SLG: 0.389      |   |   |   |   | 1-3<br>1B   |   | 1-3<br>1B   |   | 0-1<br>K  |   | 1-2<br>P5   |   | 3   | 0   | 0   | 0   | 0   | 2   | 4   |   |   |   |   |                                 |                                   |                                    |                                  |        |
| <b>Inning Stats</b>                            | R: 1<br>E: 0<br>K: 0<br>S: 8  | H: 1<br>LOB: 0<br>BB: 0<br>P: 10  | R: 1<br>E: 0<br>K: 0<br>S: 11   | H: 1<br>LOB: 0<br>BB: 0<br>P: 12  | R: 0<br>E: 0<br>K: 0<br>S: 4  | H: 0<br>LOB: 0<br>BB: 0<br>P: 7   | R: 2<br>E: 0<br>K: 0<br>S: 16   | H: 3<br>LOB: 1<br>BB: 0<br>P: 23  | R: 0<br>E: 0<br>K: 0<br>S: 11   | H: 2<br>LOB: 2<br>BB: 0<br>P: 15  | R: 2<br>E: 0<br>K: 0<br>S: 14   | H: 4<br>LOB: 2<br>BB: 1<br>P: 16  | R: 0<br>E: 0<br>K: 0<br>S: 10   | H: 2<br>LOB: 0<br>BB: 0<br>P: 16  | R: 2<br>E: 0<br>K: 1<br>S: 9  | H: 2<br>LOB: 0<br>BB: 0<br>P: 11  | R: 0<br>E: 0<br>K: 1<br>S: 10   | H: 2<br>LOB: 3<br>BB: 1<br>P: 19  | R: 0<br>E: 0<br>K: 0<br>S: 6  | H: 0<br>LOB: 1<br>BB: 0<br>P: 12  | R: 0<br>E: 0<br>K: 0<br>S: 7  | H: 2<br>LOB: 1<br>BB: 0<br>P: 15  | R: 0<br>E: 0<br>K: 0<br>S: 7  | H: 1<br>LOB: 0<br>BB: 0<br>P: 9 | 1B: 15<br>2B: 2<br>3B: 0<br>HR: 3 | SF: 1<br>SAC: 1<br>DP: 3<br>HBP: 1 | WP: 0<br>PB: 0<br>SB: 0<br>CS: 0 | PA: 57 |
| <b>PITCHER</b>                                 | IP<br>WLS<br>BF<br>H<br>R<br>ER<br>SO<br>BB<br>IBB<br>HBP<br>BLK<br>WP<br>HR<br>S<br>P<br>ERA<br>WHIP | IP<br>WLS<br>BF<br>H<br>R<br>ER<br>SO<br>BB<br>IBB<br>HBP<br>BLK<br>WP<br>HR<br>S<br>P<br>ERA<br>WHIP | IP<br>WLS<br>BF<br>H<br>R<br>ER<br>SO<br>BB<br>IBB<br>HBP<br>BLK<br>WP<br>HR<br>S<br>P<br>ERA<br>WHIP | IP<br>WLS<br>BF<br>H<br>R<br>ER<br>SO<br>BB<br>IBB<br>HBP<br>BLK<br>WP<br>HR<br>S<br>P<br>ERA<br>WHIP | IP<br>WLS<br>BF<br>H<br>R<br>ER<br>SO<br>BB<br>IBB<br>HBP<br>BLK<br>WP<br>HR<br>S<br>P<br>ERA<br>WHIP | IP<br>WLS<br>BF<br>H<br>R<br>ER<br>SO<br>BB<br>IBB<br>HBP<br>BLK<br>WP<br>HR<br>S<br>P<br>ERA<br>WHIP | IP<br>WLS<br>BF<br>H<br>R<br>ER<br>SO<br>BB<br>IBB<br>HBP<br>BLK<br>WP<br>HR<br>S<br>P<br>ERA<br>WHIP | IP<br>WLS<br>BF<br>H<br>R<br>ER<br>SO<br>BB<br>IBB<br>HBP<br>BLK<br>WP<br>HR<br>S<br>P<br>ERA<br>WHIP | IP<br>WLS<br>BF<br>H<br>R<br>ER<br>SO<br>BB<br>IBB<br>HBP<br>BLK<br>WP<br>HR<br>S<br>P<br>ERA<br>WHIP | IP<br>WLS<br>BF<br>H<br>R<br>ER<br>SO<br>BB<br>IBB<br>HBP<br>BLK<br>WP<br>HR<br>S<br>P<br>ERA<br>WHIP | IP<br>WLS<br>BF<br>H<br>R<br>ER<br>SO<br>BB<br>IBB<br>HBP<br>BLK<br>WP<br>HR<br>S<br>P<br>ERA<br>WHIP | IP<br>WLS<br>BF<br>H<br>R<br>ER<br>SO<br>BB<br>IBB<br>HBP<br>BLK<br>WP<br>HR<br>S<br>P<br>ERA<br>WHIP | IP<br>WLS<br>BF<br>H<br>R<br>ER<br>SO<br>BB<br>IBB<br>HBP<br>BLK<br>WP<br>HR<br>S<br>P<br>ERA<br>WHIP | IP<br>WLS<br>BF<br>H<br>R<br>ER<br>SO<br>BB<br>IBB<br>HBP<br>BLK<br>WP<br>HR<br>S<br>P<br>ERA<br>WHIP | IP<br>WLS<br>BF<br>H<br>R<br>ER<br>SO<br>BB<br>IBB<br>HBP<br>BLK<br>WP<br>HR<br>S<br>P<br>ERA<br>WHIP | IP<br>WLS<br>BF<br>H<br>R<br>ER<br>SO<br>BB<br>IBB<br>HBP<br>BLK<br>WP<br>HR<br>S<br>P<br>ERA<br>WHIP | IP<br>WLS<br>BF<br>H<br>R<br>ER<br>SO<br>BB<br>IBB<br>HBP<br>BLK<br>WP<br>HR<br>S<br>P<br>ERA<br>WHIP | IP<br>WLS<br>BF<br>H<br>R<br>ER<br>SO<br>BB<br>IBB<br>HBP<br>BLK<br>WP<br>HR<br>S<br>P<br>ERA<br>WHIP | IP<br>WLS<br>BF<br>H<br>R<br>ER<br>SO<br>BB<br>IBB<br>HBP<br>BLK<br>WP<br>HR<br>S<br>P<br>ERA<br>WHIP | IP<br>WLS<br>BF<br>H<br>R<br>ER<br>SO<br>BB<br>IBB<br>HBP<br>BLK<br>WP<br>HR<br>S<br>P<br>ERA<br>WHIP | IP<br>WLS<br>BF<br>H<br>R<br>ER<br>SO<br>BB<br>IBB<br>HBP<br>BLK<br>WP<br>HR<br>S<br>P<br>ERA<br>WHIP | IP<br>WLS<br>BF<br>H<br>R<br>ER<br>SO<br>BB<br>IBB<br>HBP<br>BLK<br>WP<br>HR<br>S<br>P<br>ERA<br>WHIP | IP<br>WLS<br>BF<br>H<br>R<br>ER<br>SO<br>BB<br>IBB<br>HBP<br>BLK<br>WP<br>HR<br>S<br>P<br>ERA<br>WHIP |                                 |                                   |                                    |                                  |        |

Detroit Tigers @ Toronto Blue Jays  
Rogers Centre, Toronto, ON  
Mon Aug 08 2005, 7:07 PM EDT  
Att. 20,887 - Clear - 84 F

|     |    |
|-----|----|
| AB  | 51 |
| R   | 8  |
| H   | 20 |
| RBI | 8  |
| BB  | 3  |
| SO  | 4  |
| LOB | 29 |





| Batter  | 1   | 2                                | 3                             | 4                                | 5                            | 6                                | 7                            | 8                                | 9                            | AB                               | R                            | H                                | RBI                           | BB                               | SO                            | LOB                              | TOP                          |                                  |  |   |
|---|---|----------------------------------|-------------------------------|----------------------------------|------------------------------|----------------------------------|------------------------------|----------------------------------|------------------------------|----------------------------------|------------------------------|----------------------------------|-------------------------------|----------------------------------|-------------------------------|----------------------------------|------------------------------|----------------------------------|--|---|
| 14 Placido Polanco, R (1.4)<br>OBP: 0.395, SLG: 0.442   | F7  |                                  | F9                            |                                  |                              |                                  |                              |                                  |                              |                                  |                              |                                  |                               |                                  |                               |                                  | 5 0 3 2 0 0 0                |                                  |  |   |
| 9 Carlos Guillen, S (1.6)<br>OBP: 0.367, SLG: 0.438     | P5  |                                  | G4-3                          |                                  |                              |                                  |                              |                                  |                              |                                  |                              |                                  |                               |                                  |                               |                                  | 3 0 1 0 2 0 0                |                                  |  |   |
| 31 Chris Shelton, R (1.3)<br>OBP: 0.388, SLG: 0.530     |   |                                  | F7                            |                                  |                              |                                  |                              |                                  |                              |                                  |                              |                                  |                               |                                  |                               |                                  | 5 0 1 0 0 3 4                |                                  |  |   |
| Dmitri Young, S (1.7)<br>OBP: 0.320, SLG: 0.469         |   |                                  |                               |                                  | F8                           |                                  |                              |                                  |                              |                                  |                              |                                  |                               |                                  |                               |                                  | 4 0 0 0 1 0 2                |                                  |  |   |
| Rondell White, R (1.10)<br>OBP: 0.345, SLG: 0.475       |   |                                  |                               |                                  |                              |                                  |                              |                                  |                              |                                  |                              |                                  |                               |                                  |                               |                                  | 4 1 2 0 0 1 2                |                                  |  |   |
| Craig Monroe, R (1.9)<br>OBP: 0.339, SLG: 0.443         |   |                                  |                               |                                  |                              |                                  |                              |                                  |                              |                                  |                              |                                  |                               |                                  |                               |                                  | 4 1 2 0 0 1 1                |                                  |  |   |
| 15 Brandon Inge, R (1.5)<br>OBP: 0.350, SLG: 0.417      |   |                                  |                               |                                  |                              |                                  |                              |                                  |                              |                                  |                              |                                  |                               |                                  |                               |                                  | 4 2 2 0 0 2 3                |                                  |  |   |
| 13 Vance Wilson, R (1.2)<br>OBP: 0.250, SLG: 0.200      |   |                                  |                               |                                  |                              |                                  |                              |                                  |                              |                                  |                              |                                  |                               |                                  |                               |                                  | 3 0 0 1 0 0 4                |                                  |  |   |
| Nook Logan, S (1.8)<br>OBP: 0.318, SLG: 0.353           |   |                                  |                               |                                  |                              |                                  |                              |                                  |                              |                                  |                              |                                  |                               |                                  |                               |                                  | 2 0 0 0 0 0 2                |                                  |  |   |
| 30 Magglio Ordonez, R (7, PH)<br>OBP: 0.360, SLG: 0.476 |   |                                  |                               |                                  |                              |                                  |                              |                                  |                              |                                  |                              |                                  |                               |                                  |                               |                                  | 1 0 0 1 0 0 0                |                                  |  |   |
| <b>Inning Stats</b>                                     | R: 0<br>E: 0<br>K: 0<br>S: 8                          | H: 1<br>LOB: 2<br>BB: 1<br>P: 16 | R: 0<br>E: 0<br>K: 1<br>S: 11 | H: 1<br>LOB: 1<br>BB: 0<br>P: 15 | R: 0<br>E: 0<br>K: 0<br>S: 7 | H: 0<br>LOB: 0<br>BB: 0<br>P: 12 | R: 0<br>E: 0<br>K: 2<br>S: 7 | H: 0<br>LOB: 0<br>BB: 0<br>P: 10 | R: 1<br>E: 0<br>K: 0<br>S: 8 | H: 2<br>LOB: 0<br>BB: 0<br>P: 18 | R: 0<br>E: 0<br>K: 1<br>S: 7 | H: 1<br>LOB: 0<br>BB: 0<br>P: 12 | R: 3<br>E: 0<br>K: 1<br>S: 14 | H: 4<br>LOB: 2<br>BB: 1<br>P: 26 | R: 0<br>E: 1<br>K: 1<br>S: 14 | H: 1<br>LOB: 2<br>BB: 0<br>P: 18 | R: 0<br>E: 0<br>K: 1<br>S: 9 | H: 1<br>LOB: 2<br>BB: 1<br>P: 15 | 1B: 8 SF: 2<br>2B: 3 SAC: 0<br>3B: 0 DP: 0<br>HR: 0 HBP: 0 | WP: 1 PA: 41<br>PB: 0<br>SB: 0<br>CS: 1 |
| <b>PITCHER</b>  | IP WLS BF H R ER SO BB IBB HBP BLK WP HR S P ERA WHIP |                                  |                               |                                  |                              |                                  |                              |                                  |                              |                                  |                              |                                  |                               |                                  |                               |                                  |                              |                                  |  |   |
| 40 Dustin McGowan, R (1.1)<br>ERA: 4.96                 | 6.1 W 26 8 4 4 4 1 0 0 0 0 0 52 90 5.68 1.421         |                                  |                               |                                  |                              |                                  |                              |                                  |                              |                                  |                              |                                  |                               |                                  |                               |                                  |                              |                                  |  |   |
| Pete Walker, R (7.1)<br>ERA: 2.69                       | 1.0 H 7 2 0 0 1 1 0 0 0 1 0 18 29 0.00 3.000          |                                  |                               |                                  |                              |                                  |                              |                                  |                              |                                  |                              |                                  |                               |                                  |                               |                                  |                              |                                  |  |   |
| 54 Jason Frasor, R (8.1)<br>ERA: 4.26                   | 0.2 H 2 0 0 0 1 0 0 0 0 0 0 6 8 0.00 0.000            |                                  |                               |                                  |                              |                                  |                              |                                  |                              |                                  |                              |                                  |                               |                                  |                               |                                  |                              |                                  |  |   |
| Miguel Batista, R (9.1)<br>ERA: 2.91                    | 1.0 S 5 1 0 0 1 1 0 0 0 0 0 9 15 0.00 2.000           |                                  |                               |                                  |                              |                                  |                              |                                  |                              |                                  |                              |                                  |                               |                                  |                               |                                  |                              |                                  |  |   |

Detroit Tigers @ Toronto Blue Jays  
Rogers Centre, Toronto, ON  
Tue Aug 09 2005, 7:07 PM EDT  
Att: 21,145 - Clear - 88 F

AB 35  
R 4  
H 11  
RBI 4  
BB 3  
SO 7  
LOB 18



| Batter   | 1   | 2                                | 3                             | 4                                | 5                            | 6                                | 7                            | 8                               | 9                             | AB                               | R                             | H                                | RBI                           | BB                               | SO                            | LOB                              | BOTTOM   |   |
|--|---|----------------------------------|-------------------------------|----------------------------------|------------------------------|----------------------------------|------------------------------|---------------------------------|-------------------------------|----------------------------------|-------------------------------|----------------------------------|-------------------------------|----------------------------------|-------------------------------|----------------------------------|--|---|
| 8 Russ Adams, L (1.6)<br>OBP: 0.348, SLG: 0.444      | G4-3  |                                  | G4-3                          |                                  |                              |                                  |                              |                                 |                               |                                  |                               |                                  |                               |                                  |                               |                                  | 4 0 0 0 0 1 0  |   |
| Frank Catalanotto, L (1.7)<br>OBP: 0.358, SLG: 0.425 |   |                                  |                               |                                  |                              |                                  |                              |                                 |                               |                                  |                               |                                  |                               |                                  |                               |                                  | 3 0 0 0 0 0 0  |   |
| 3 Reed Johnson, R (8.7)<br>OBP: 0.348, SLG: 0.458    |   |                                  |                               |                                  |                              |                                  |                              |                                 |                               |                                  |                               |                                  |                               |                                  |                               |                                  | 1 0 0 0 0 0 0  |   |
| 10 Vernon Wells, R (1.8)<br>OBP: 0.332, SLG: 0.507   |   |                                  |                               |                                  |                              |                                  |                              |                                 |                               |                                  |                               |                                  |                               |                                  |                               |                                  | 4 1 1 0 0 0 0  |   |
| 47 Corey Koskie, L (1.5)<br>OBP: 0.311, SLG: 0.403   |   |                                  |                               |                                  |                              |                                  |                              |                                 |                               |                                  |                               |                                  |                               |                                  |                               |                                  | 4 1 2 0 0 0 0  |   |
| 9 Gregg Zaun, S (1.2)<br>OBP: 0.371, SLG: 0.392      |   |                                  |                               |                                  |                              |                                  |                              |                                 |                               |                                  |                               |                                  |                               |                                  |                               |                                  | 3 1 2 1 0 0 1  |   |
| 15 Alex Rios, R (1.9)<br>OBP: 0.332, SLG: 0.427      |   |                                  |                               |                                  |                              |                                  |                              |                                 |                               |                                  |                               |                                  |                               |                                  |                               |                                  | 3 2 1 3 0 0 2  |   |
| Eric Hinske, L (1.3)<br>OBP: 0.330, SLG: 0.415       |   |                                  |                               |                                  |                              |                                  |                              |                                 |                               |                                  |                               |                                  |                               |                                  |                               |                                  | 3 0 0 0 0 1 2  |   |
| 2 Aaron Hill, R (1.10)<br>OBP: 0.351, SLG: 0.426     |   |                                  |                               |                                  |                              |                                  |                              |                                 |                               |                                  |                               |                                  |                               |                                  |                               |                                  | 3 1 1 2 0 1 0  |   |
| Orlando Hudson, S (1.4)<br>OBP: 0.311, SLG: 0.407    |   |                                  |                               |                                  |                              |                                  |                              |                                 |                               |                                  |                               |                                  |                               |                                  |                               |                                  | 3 0 0 0 0 0 0  |   |
| <b>Inning Stats</b>                                  | R: 0<br>E: 0<br>K: 0<br>S: 6                          | H: 0<br>LOB: 0<br>BB: 0<br>P: 11 | R: 0<br>E: 0<br>K: 1<br>S: 12 | H: 1<br>LOB: 0<br>BB: 0<br>P: 19 | R: 0<br>E: 0<br>K: 1<br>S: 9 | H: 0<br>LOB: 0<br>BB: 0<br>P: 16 | R: 0<br>E: 0<br>K: 0<br>S: 5 | H: 0<br>LOB: 0<br>BB: 0<br>P: 8 | R: 2<br>E: 0<br>K: 0<br>S: 10 | H: 2<br>LOB: 0<br>BB: 0<br>P: 18 | R: 4<br>E: 0<br>K: 0<br>S: 19 | H: 4<br>LOB: 0<br>BB: 0<br>P: 29 | R: 0<br>E: 0<br>K: 1<br>S: 12 | H: 0<br>LOB: 0<br>BB: 0<br>P: 18 | R: 0<br>E: 0<br>K: 0<br>S: 10 | H: 0<br>LOB: 0<br>BB: 0<br>P: 11 | 1B: 5 SF: 0<br>2B: 0 SAC: 0<br>3B: 0 DP: 0<br>HR: 2 HBP: 0 | WP: 0 PA: 31<br>PB: 0<br>SB: 0<br>CS: 0 |
| <b>PITCHER</b>                                       | IP WLS BF H R ER SO BB IBB HBP BLK WP HR S P ERA WHIP |                                  |                               |                                  |                              |                                  |                              |                                 |                               |                                  |                               |                                  |                               |                                  |                               |                                  |  |   |
| Sean Douglass, R (1.1)<br>ERA: 4.08                  | 5.2 L 24 7 6 6 2 0 0 0 0 0 0 2 56 9.53 1.235          |                                  |                               |                                  |                              |                                  |                              |                                 |                               |                                  |                               |                                  |                               |                                  |                               |                                  |  |   |
| Jamie Walker, L (6.1)<br>ERA: 2.61                   | 1.1 4 0 0 0 1 0 0 0 0 0 0 17 26 0.00 0.000            |                                  |                               |                                  |                              |                                  |                              |                                 |                               |                                  |                               |                                  |                               |                                  |                               |                                  |  |   |
| Chris Spurling, R (8.1)<br>ERA: 3.61                 | 1.0 3 0 0 0 0 0 0 0 0 0 0 10 11 0.00 0.000            |                                  |                               |                                  |                              |                                  |                              |                                 |                               |                                  |                               |                                  |                               |                                  |                               |                                  |  |   |

Detroit Tigers @ Toronto Blue Jays  
Rogers Centre, Toronto, ON  
Tue Aug 09 2005, 7:07 PM EDT  
Att: 21,145 - Clear - 88 F

AB 31  
R 6  
H 7  
RBI 6  
BB 0  
SO 3  
LOB 5

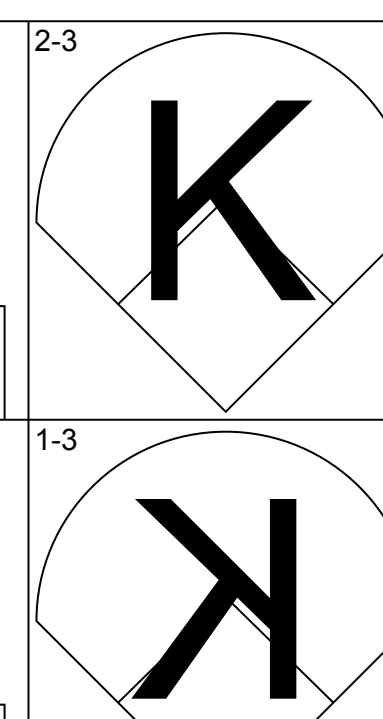
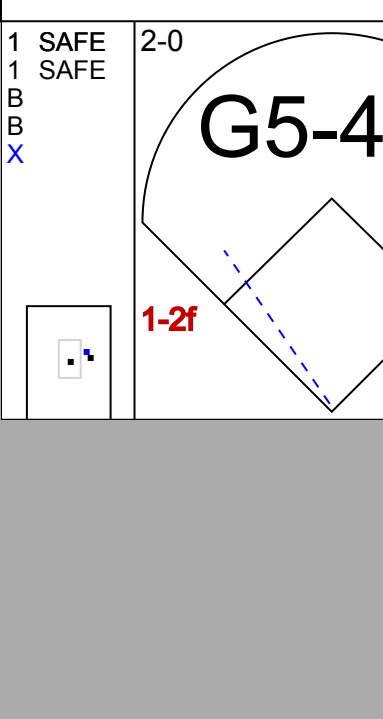
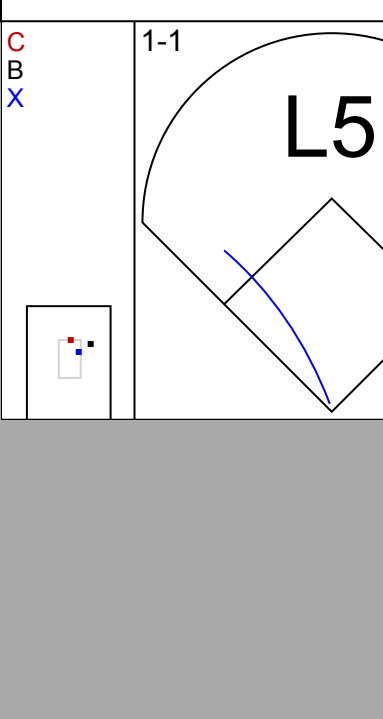
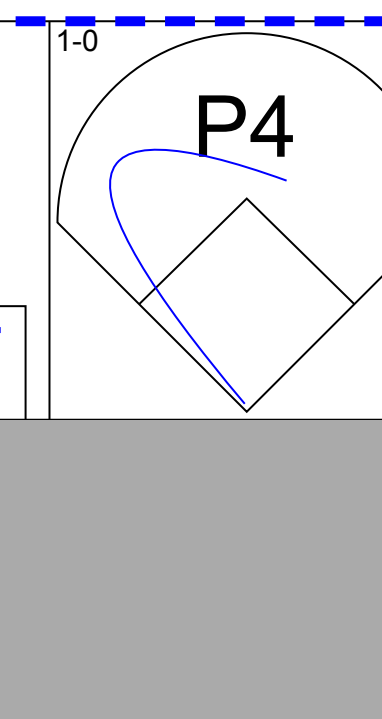
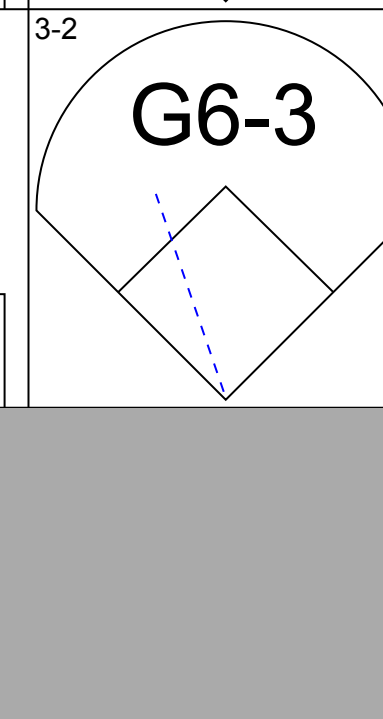
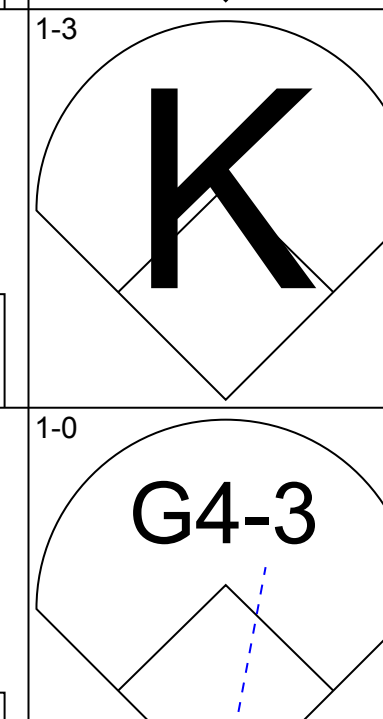
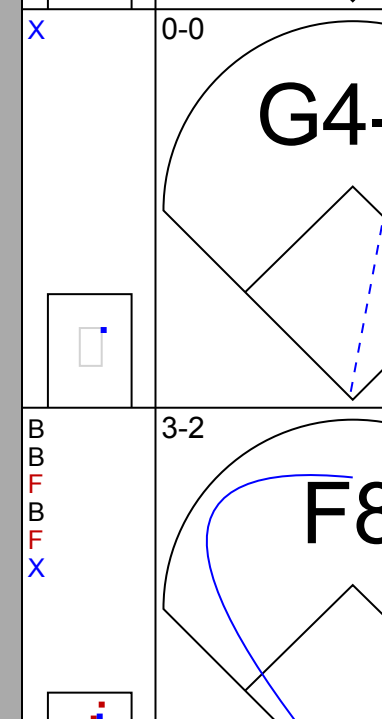
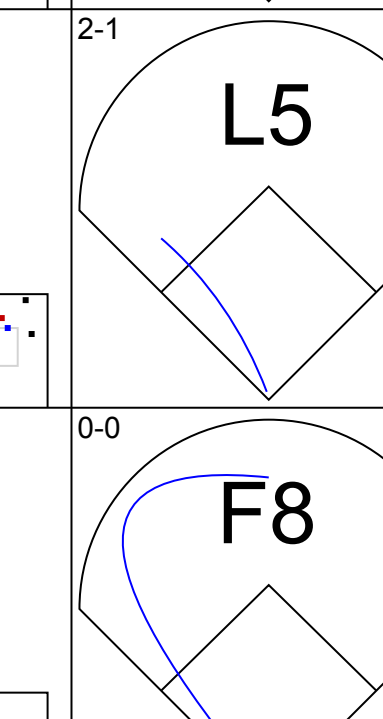




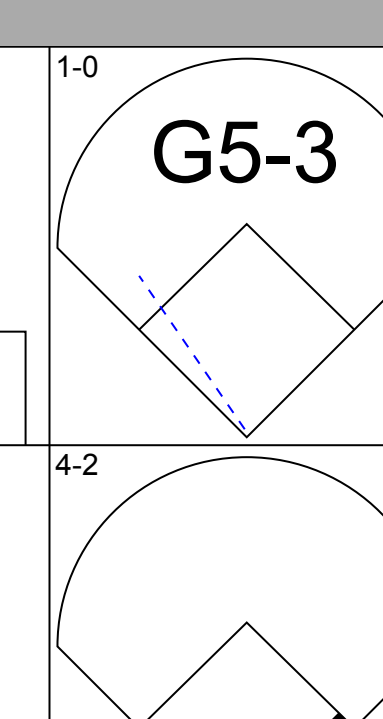
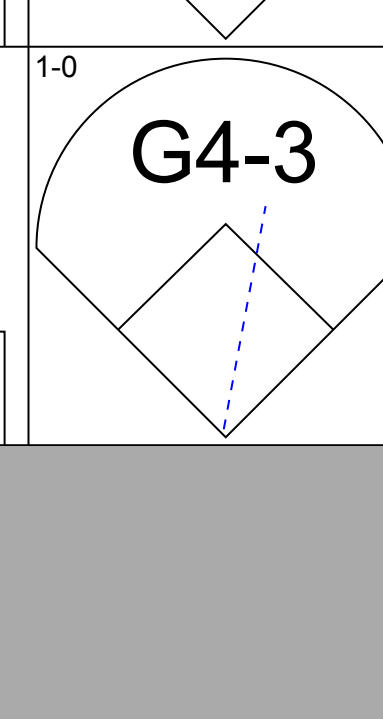
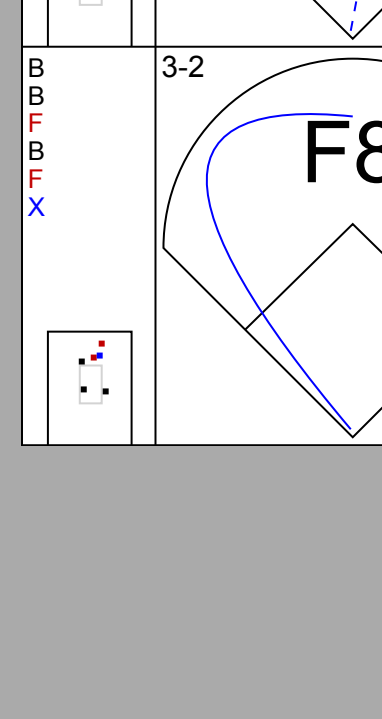
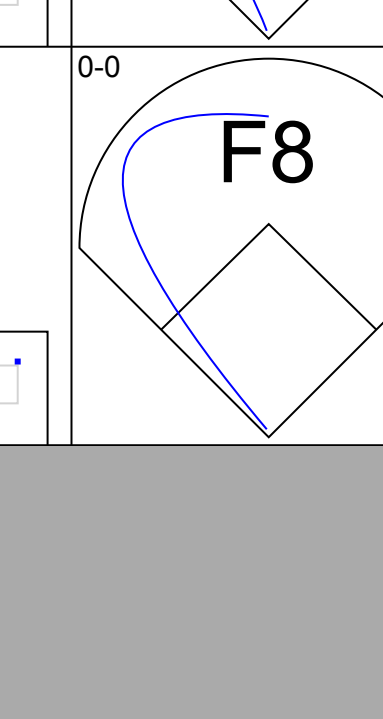
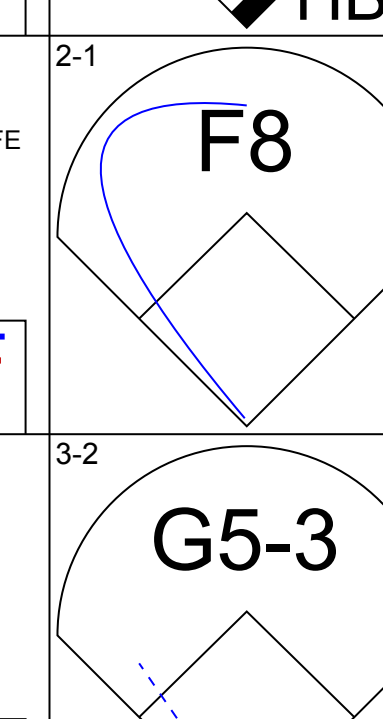
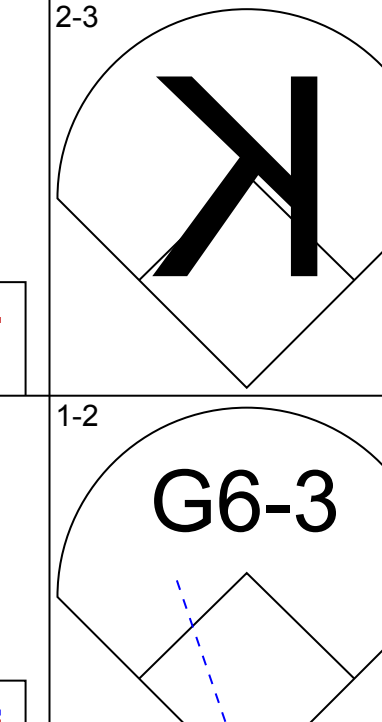
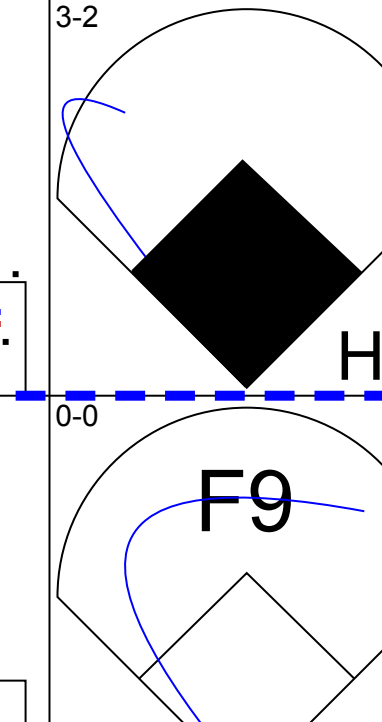
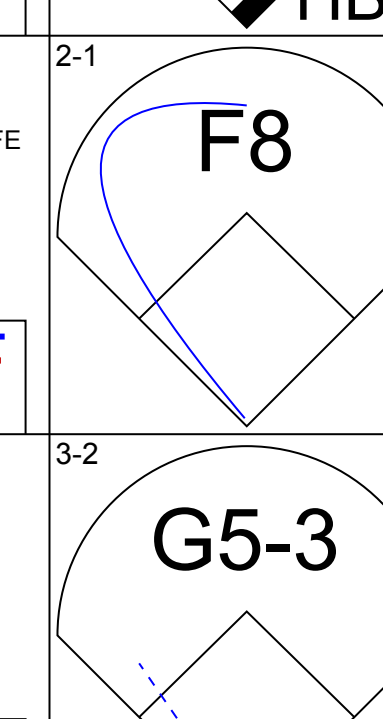
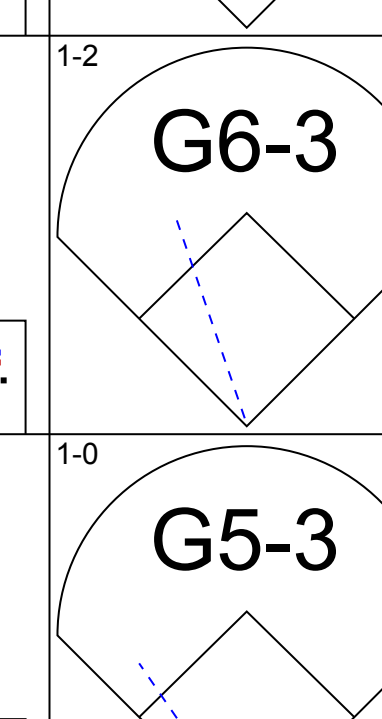
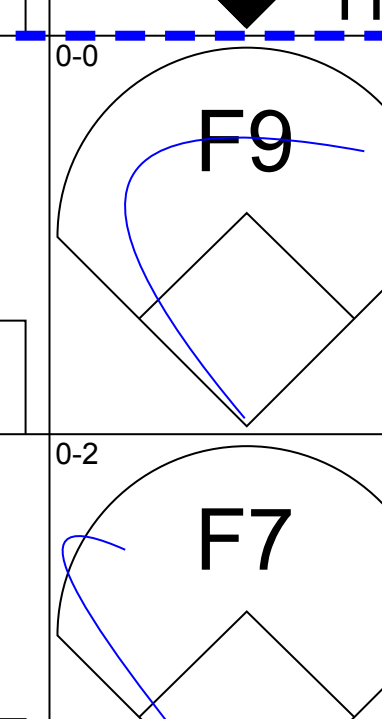
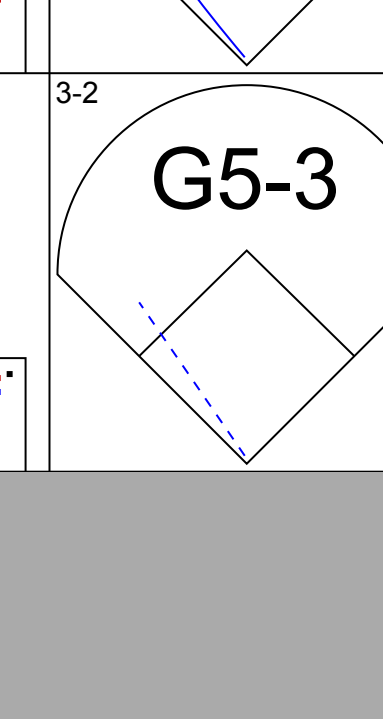
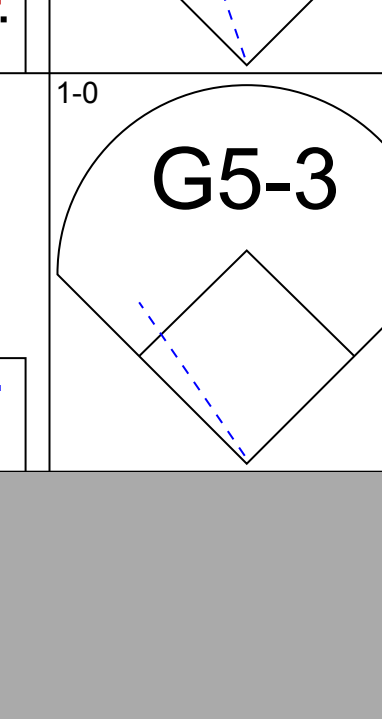
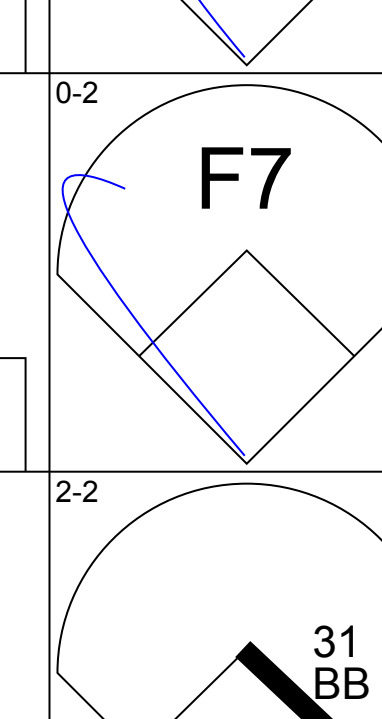
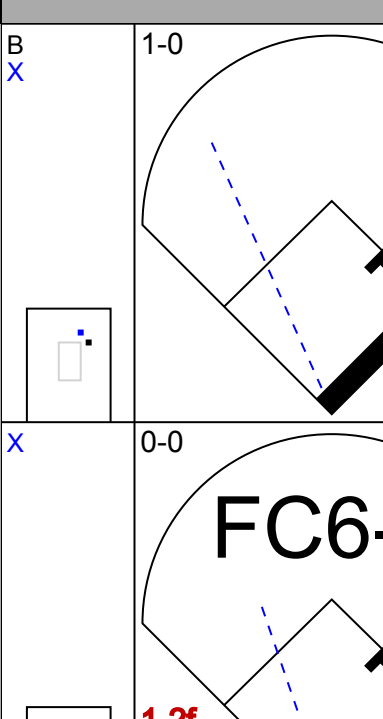
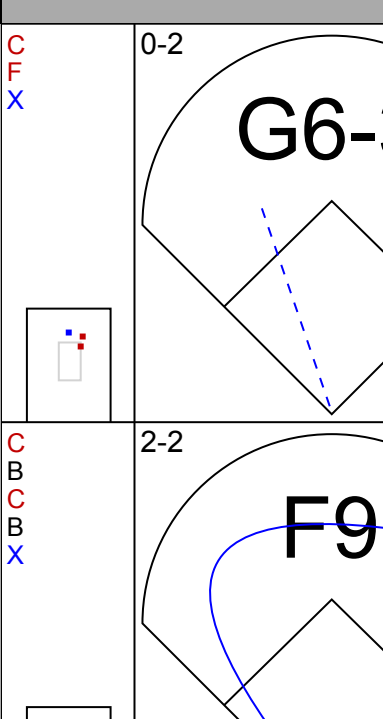
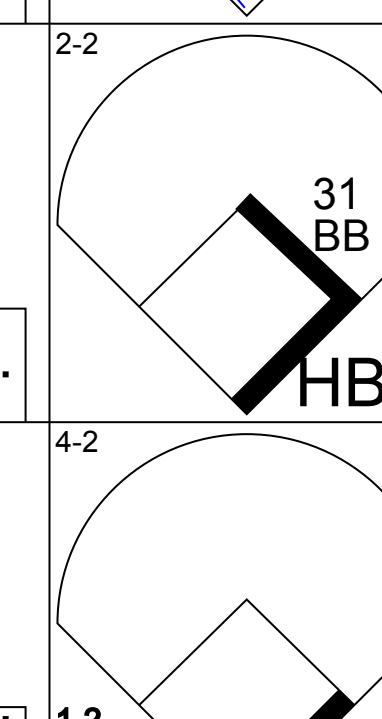
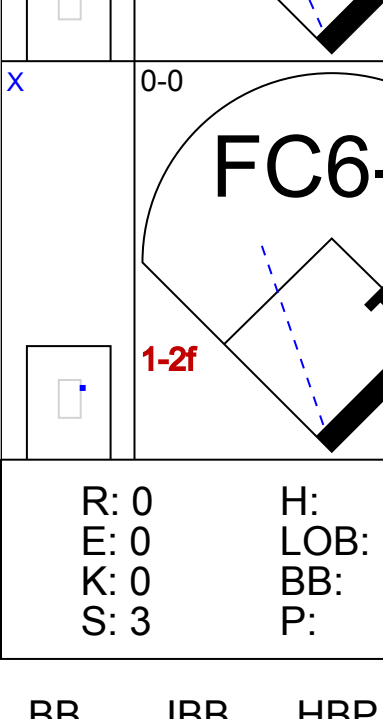
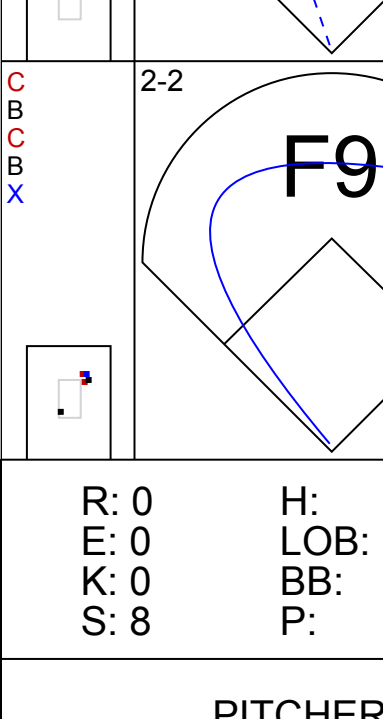
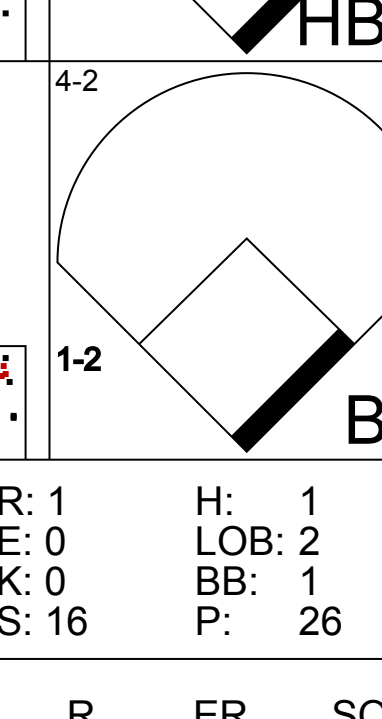




| Batter  | 1   | 2                                | 3                             | 4                                | 5                            | 6                                | 7                             | 8                                | 9                            | AB R H RBI BB SO LOB             | TOP   |                                 |   |                                  |                              |                                  |                               |                                  |                                  |                                    |                                  |        |  |  |  |  |  |
|---|---|----------------------------------|-------------------------------|----------------------------------|------------------------------|----------------------------------|-------------------------------|----------------------------------|------------------------------|----------------------------------|---|---------------------------------|---|----------------------------------|------------------------------|----------------------------------|-------------------------------|----------------------------------|----------------------------------|------------------------------------|----------------------------------|--------|--|--|--|--|--|
| 14 Placido Polanco, R (1,4)<br>OBP: 0.395, SLG: 0.438 | 3-1<br>F8   |                                  | 2-1<br>G5-3                   |                                  | 4-0<br>BB                    |                                  | 4-2<br>BB                     |                                  | 2-1<br>G4-3                  | 3 0 0 0 2 0 1                    | <b>Detroit Tigers @ Toronto Blue Jays</b><br>Rogers Centre, Toronto, ON<br>Wed Aug 10 2005, 7:07 PM EDT<br>Att: 24,624 - Roof Closed - 68 F |                                 |   |                                  |                              |                                  |                               |                                  |                                  |                                    |                                  |        |  |  |  |  |  |
| 9 Carlos Guillen, S (1,6)<br>OBP: 0.366, SLG: 0.436   | 3-3<br>K  |                                  | 0-0<br>G5-3                   |                                  | 2-0<br>G1-3                  |                                  | 2-0<br>1B                     |                                  | 2-3                          | 4 0 1 0 0 0 1                    |   |                                 |   |                                  |                              |                                  |                               |                                  |                                  |                                    |                                  |        |  |  |  |  |  |
| 31 Chris Shelton, R (1,3)<br>OBP: 0.386, SLG: 0.523   | 4-0<br>BB   |                                  | 2-3<br>K                      |                                  | 1-2<br>G5-4-3                |                                  | 2-2<br>G1-3                   |                                  |                              | 3 0 0 0 1 1 3                    |   |                                 |   |                                  |                              |                                  |                               |                                  |                                  |                                    |                                  |        |  |  |  |  |  |
| 30 Magglio Ordonez, R (1,9)<br>OBP: 0.363, SLG: 0.493 | 4-1<br>BB   |                                  |                               | 0-0<br>G6-3                      |                              | 1-0<br>HR                        |                               | 1-0<br>G6-3                      |                              | 3 1 1 1 1 0 0                    |   |                                 |   |                                  |                              |                                  |                               |                                  |                                  |                                    |                                  |        |  |  |  |  |  |
| Rondell White, R (1,10)<br>OBP: 0.344, SLG: 0.473     | 1-0<br>FC5-4  |                                  |                               | 1-2<br>HR                        |                              | 0-0<br>G5-3                      |                               | 3-3<br>K                         |                              | 4 1 1 0 0 1 2                    |   |                                 |   |                                  |                              |                                  |                               |                                  |                                  |                                    |                                  |        |  |  |  |  |  |
| Dmitri Young, S (1,7)<br>OBP: 0.322, SLG: 0.477       |   | 1-1<br>1B                        |                               | 0-1<br>HR                        |                              | 0-1<br>F7                        |                               | 1-0<br>P4                        |                              | 4 1 2 2 0 0 0                    |   |                                 |   |                                  |                              |                                  |                               |                                  |                                  |                                    |                                  |        |  |  |  |  |  |
| Craig Monroe, R (1,8)<br>OBP: 0.339, SLG: 0.440       |   | 1-2<br>L6                        |                               | 2-2<br>F8                        |                              | 0-3<br>K                         |                               | 4-2<br>BB                        |                              | 3 0 0 0 1 1 1                    |   |                                 |   |                                  |                              |                                  |                               |                                  |                                  |                                    |                                  |        |  |  |  |  |  |
| 15 Brandon Inge, R (1,5)<br>OBP: 0.348, SLG: 0.414    |   | 0-2<br>F7                        |                               | 3-2<br>E5                        |                              |                                  | 0-0<br>F9                     | 1 SAFE<br>0-1<br>SH1-3           |                              | 3 0 0 0 0 0 1                    |   |                                 |   |                                  |                              |                                  |                               |                                  |                                  |                                    |                                  |        |  |  |  |  |  |
| 13 Vance Wilson, R (1,2)<br>OBP: 0.240, SLG: 0.190    |   | 1-1<br>F8                        |                               | 0-0<br>G6-3                      |                              |                                  | 1-1<br>F8                     | 3-2<br>F9                        |                              | 4 0 0 0 0 0 3                    |   |                                 |   |                                  |                              |                                  |                               |                                  |                                  |                                    |                                  |        |  |  |  |  |  |
| <b>Inning Stats</b>                                   | R: 0<br>E: 0<br>K: 1<br>S: 8                          | H: 0<br>LOB: 2<br>BB: 2<br>P: 23 | R: 0<br>E: 0<br>K: 0<br>S: 11 | H: 1<br>LOB: 1<br>BB: 0<br>P: 14 | R: 0<br>E: 0<br>K: 1<br>S: 6 | H: 0<br>LOB: 0<br>BB: 0<br>P: 10 | R: 2<br>E: 1<br>K: 0<br>S: 14 | H: 2<br>LOB: 1<br>BB: 0<br>P: 20 | R: 0<br>E: 0<br>K: 0<br>S: 4 | H: 0<br>LOB: 0<br>BB: 1<br>P: 11 | R: 1<br>E: 0<br>K: 1<br>S: 8  | H: 1<br>LOB: 0<br>BB: 0<br>P: 9 | R: 0<br>E: 0<br>K: 0<br>S: 11                         | H: 1<br>LOB: 2<br>BB: 1<br>P: 20 | R: 0<br>E: 0<br>K: 1<br>S: 5 | H: 0<br>LOB: 0<br>BB: 0<br>P: 10 | R: 0<br>E: 0<br>K: 0<br>S: 14 | H: 0<br>LOB: 1<br>BB: 1<br>P: 23 | 1B: 3<br>2B: 0<br>3B: 0<br>HR: 2 | SF: 0<br>SAC: 1<br>DP: 1<br>HBP: 0 | WP: 0<br>PB: 0<br>SB: 0<br>CS: 0 | PA: 37 |  |  |  |  |  |
| <b>PITCHER</b>  | IP WLS BF H R ER SO BB IBB HBP BLK WP HR S P ERA WHIP |                                  |                               |                                  |                              |                                  |                               |                                  |                              |                                  |   | <b>PITCHER</b>                  | IP WLS BF H R ER SO BB IBB HBP BLK WP HR S P ERA WHIP |                                  |                              |                                  |                               |                                  |                                  |                                    |                                  |        |  |  |  |  |  |
| 39 Gustavo Chacin, L (1,1)<br>ERA: 3.39               | 6.2   | 29                               | 5                             | 3                                | 3                            | 3                                | 4                             | 0                                | 0                            | 0                                | 0   | 0                               | 2   | 58                               | 101                          | 4.05                             | 1.350                         |                                  |                                  |                                    |                                  |        |  |  |  |  |  |
| Vinnie Chulk, R (7,1)<br>ERA: 3.13                    | 1.1   | 4                                | 0                             | 0                                | 0                            | 1                                | 0                             | 0                                | 0                            | 0                                | 0   | 0                               | 0   | 9                                | 16                           | 0.00                             | 0.000                         |                                  |                                  |                                    |                                  |        |  |  |  |  |  |
| Justin Speier, R (9,1)<br>ERA: 2.2                    | 1.0   | W                                | 4                             | 0                                | 0                            | 0                                | 1                             | 0                                | 0                            | 1                                | 0   | 0                               | 0   | 14                               | 23                           | 0.00                             | 1.000                         |                                  |                                  |                                    |                                  |        |  |  |  |  |  |

| Batter  | 1   | 2                                | 3                             | 4                                | 5                            | 6                                | 7                            | 8                                | 9                            | AB R H RBI BB SO LOB             | BOTTOM  |                                  |   |                                  |                               |                                  |                              |                                 |                                  |                                    |                                  |        |  |  |  |  |  |
|---|---|----------------------------------|-------------------------------|----------------------------------|------------------------------|----------------------------------|------------------------------|----------------------------------|------------------------------|----------------------------------|---|----------------------------------|---|----------------------------------|-------------------------------|----------------------------------|------------------------------|---------------------------------|----------------------------------|------------------------------------|----------------------------------|--------|--|--|--|--|--|
| 8 Russ Adams, L (1,6)<br>OBP: 0.347, SLG: 0.440     | 2-2<br>G5-3   |                                  | 0-2<br>L3                     |                                  | 4-1<br>BB                    |                                  | 2-3<br>K                     |                                  |                              | 3 0 0 0 1 1 0                    | <b>Detroit Tigers @ Toronto Blue Jays</b><br>Rogers Centre, Toronto, ON<br>Wed Aug 10 2005, 7:07 PM EDT<br>Att: 24,624 - Roof Closed - 68 F |                                  |   |                                  |                               |                                  |                              |                                 |                                  |                                    |                                  |        |  |  |  |  |  |
| 3 Read Johnson, R (1,7)<br>OBP: 0.343, SLG: 0.452   | 2-2<br>G5-3   |                                  | 0-1<br>G6-3                   |                                  | 1 SAFE<br>1 SAFE<br>P6       |                                  | 2-1<br>G6-3                  |                                  |                              | 4 0 0 0 0 0 1                    |   |                                  |   |                                  |                               |                                  |                              |                                 |                                  |                                    |                                  |        |  |  |  |  |  |
| 10 Vernon Wells, R (1,8)<br>OBP: 0.331, SLG: 0.507  | 3-3<br>K  |                                  | 2-1<br>2B                     |                                  | 2-0<br>G2                    |                                  | 2-2<br>G6-3                  |                                  |                              | 4 0 1 0 0 1 1                    |   |                                  |   |                                  |                               |                                  |                              |                                 |                                  |                                    |                                  |        |  |  |  |  |  |
| Shea Hillenbrand, R (1,3)<br>OBP: 0.360, SLG: 0.467 |   | 0-1<br>1B                        | 0-0<br>F8                     |                                  |                              | 2-1<br>HR                        |                              | 1-2<br>G1-3                      |                              | 4 2 2 1 0 0 1                    |   |                                  |   |                                  |                               |                                  |                              |                                 |                                  |                                    |                                  |        |  |  |  |  |  |
| 2 Aaron Hill, R (1,10)<br>OBP: 0.355, SLG: 0.433    |   | 3-2<br>1B                        |                               | 2-0<br>G5-3                      |                              | 1-1<br>2B                        |                              | 2-2<br>G3-1                      |                              | 3 1 2 0 0 0 0                    |   |                                  |   |                                  |                               |                                  |                              |                                 |                                  |                                    |                                  |        |  |  |  |  |  |
| Eric Hinske, L (8,PH)<br>OBP: 0.329, SLG: 0.414     |   | 1-3<br>1B                        |                               |                                  |                              | 15<br>1B                         |                              |                                  |                              | 1 0 0 0 0 0 0                    |   |                                  |   |                                  |                               |                                  |                              |                                 |                                  |                                    |                                  |        |  |  |  |  |  |
| 47 Corey Koskie, L (1,5)<br>OBP: 0.314, SLG: 0.402  |   | 1-0<br>1B                        |                               | 3-2<br>G3                        |                              | F9<br>15<br>1B                   |                              | 2-1<br>G3                        |                              | 3 0 1 1 1 0 0 0                  |   |                                  |   |                                  |                               |                                  |                              |                                 |                                  |                                    |                                  |        |  |  |  |  |  |
| 15 Alex Rios, R (1,9)<br>OBP: 0.333, SLG: 0.427     |   | 1-2<br>1B                        |                               | 0-0<br>1B                        |                              | 1-2<br>2-H<br>1B                 |                              |                                  |                              | 4 0 2 1 0 1 2                    |   |                                  |   |                                  |                               |                                  |                              |                                 |                                  |                                    |                                  |        |  |  |  |  |  |
| Orlando Hudson, S (1,4)<br>OBP: 0.311, SLG: 0.413   |   | 2-1<br>1B                        |                               | 0-0<br>F8                        |                              | 2-1<br>F9                        |                              | 1-2<br>HR                        |                              | 4 1 1 1 1 0 0 5                  |   |                                  |   |                                  |                               |                                  |                              |                                 |                                  |                                    |                                  |        |  |  |  |  |  |
| Ken Huckaby, R (1,2)<br>OBP: 0.217, SLG: 0.192      |   | 0-0<br>1B                        |                               |                                  | 0-1<br>G6-3                  |                                  | 2-3<br>K                     |                                  |                              | 3 0 0 0 0 1 3                    |   |                                  |   |                                  |                               |                                  |                              |                                 |                                  |                                    |                                  |        |  |  |  |  |  |
| <b>Inning Stats</b>                                 | R: 0<br>E: 0<br>K: 1<br>S: 11                         | H: 0<br>LOB: 0<br>BB: 0<br>P: 18 | R: 1<br>E: 0<br>K: 1<br>S: 12 | H: 3<br>LOB: 2<br>BB: 0<br>P: 19 | R: 0<br>E: 0<br>K: 0<br>S: 9 | H: 1<br>LOB: 1<br>BB: 0<br>P: 11 | R: 0<br>E: 0<br>K: 0<br>S: 6 | H: 1<br>LOB: 0<br>BB: 0<br>P: 11 | R: 0<br>E: 0<br>K: 0<br>S: 5 | H: 0<br>LOB: 1<br>BB: 1<br>P: 12 | R: 2<br>E: 0<br>K: 1<br>S: 10   | H: 3<br>LOB: 1<br>BB: 0<br>P: 20 | R: 0<br>E: 0<br>K: 1<br>S: 8                          | H: 0<br>LOB: 0<br>BB: 0<br>P: 14 | R: 0<br>E: 0<br>K: 0<br>S: 14 | H: 0<br>LOB: 0<br>BB: 0<br>P: 19 | R: 1<br>E: 0<br>K: 0<br>S: 5 | H: 1<br>LOB: 0<br>BB: 0<br>P: 8 | 1B: 5<br>2B: 2<br>3B: 0<br>HR: 2 | SF: 0<br>SAC: 0<br>DP: 0<br>HBP: 1 | WP: 0<br>PB: 0<br>SB: 1<br>CS: 0 | PA: 35 |  |  |  |  |  |
| <b>PITCHER</b>                                      | IP WLS BF H R ER SO BB IBB HBP BLK WP HR S P ERA WHIP |                                  |                               |                                  |                              |                                  |                              |                                  |                              |                                  |   | <b>PITCHER</b>                   | IP WLS BF H R ER SO BB IBB HBP BLK WP HR S P ERA WHIP |                                  |                               |                                  |                              |                                 |                                  |                                    |                                  |        |  |  |  |  |  |
| 29 Nate Robertson, L (1,1)<br>ERA: 4.1              | 7.0   | 30                               | 8                             | 3                                | 3                            | 4                                | 1                            | 0                                | 1                            | 0                                | 0   | 0                                | 1   | 61                               | 105                           | 3.86                             | 1.286                        |                                 |                                  |                                    |                                  |        |  |  |  |  |  |
| Franklyn German, R (8,1)<br>ERA: 2.66               | 1.0   | 3                                | 0                             | 0                                | 0                            | 0                                | 0                            | 0                                | 0                            | 0                                | 0   | 0                                | 0   | 14                               | 19                            | 0.00                             | 0.000                        |                                 |                                  |                                    |                                  |        |  |  |  |  |  |
| Craig Dingman, R (9,1)<br>ERA: 2.25                 | 0.1   | L                                | 2                             | 1                                | 1                            | 1                                | 0                            | 0                                | 0                            | 0                                | 0   | 0                                | 1   | 5                                | 8                             | 27.00                            | 3.000                        |                                 |                                  |                                    |                                  |        |  |  |  |  |  |

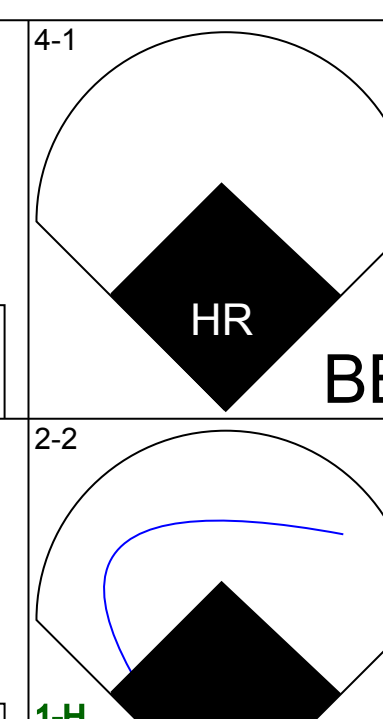
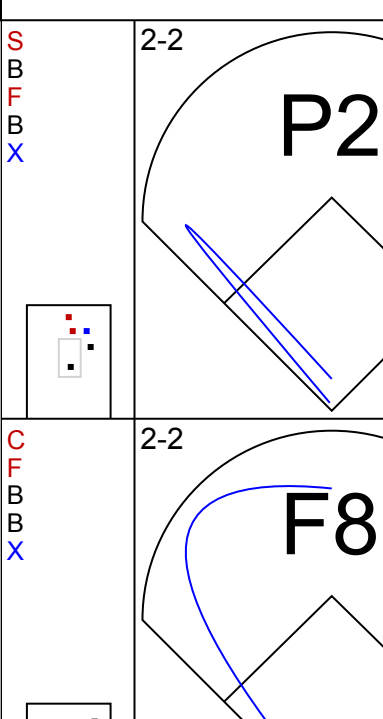
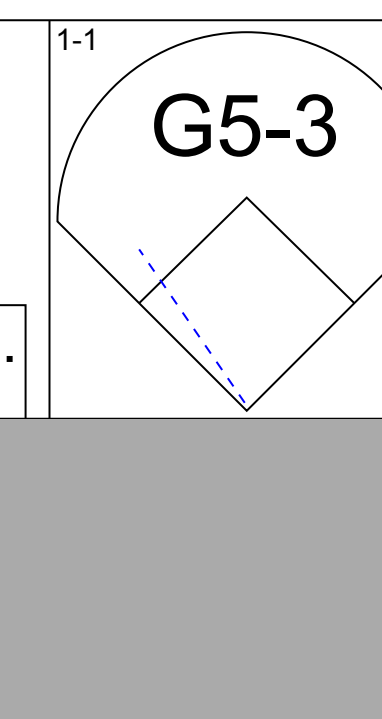
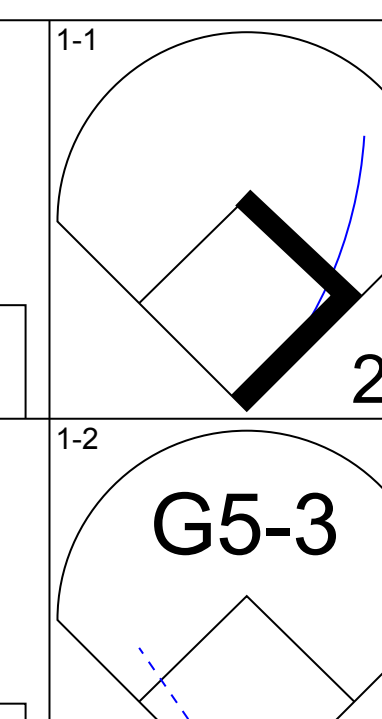
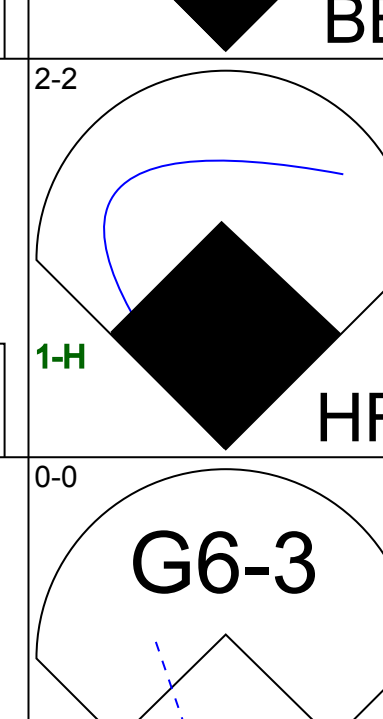
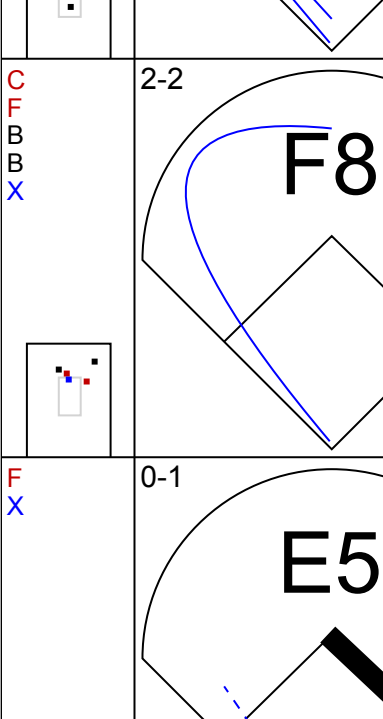
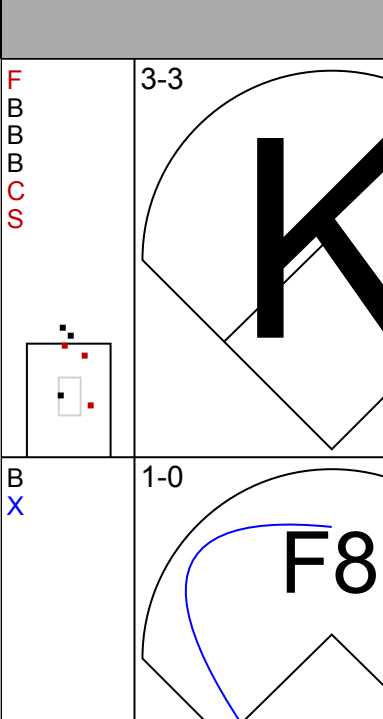
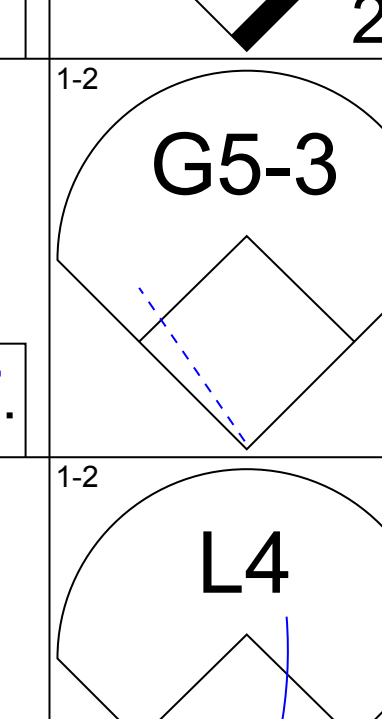
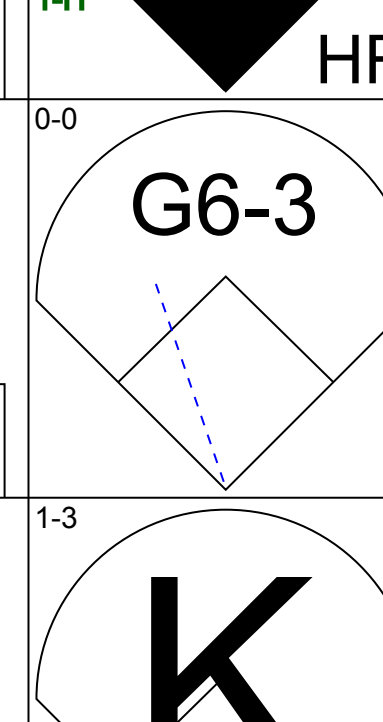
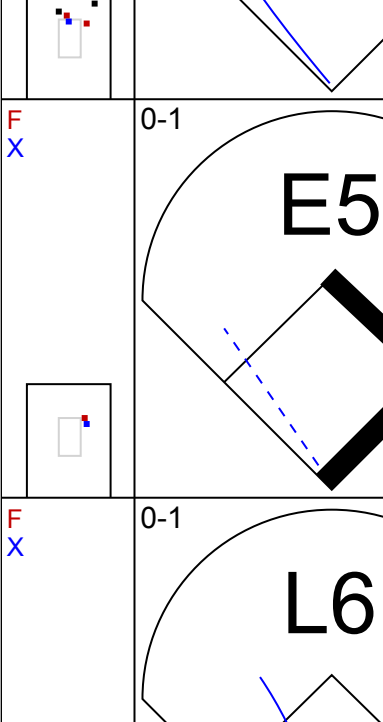
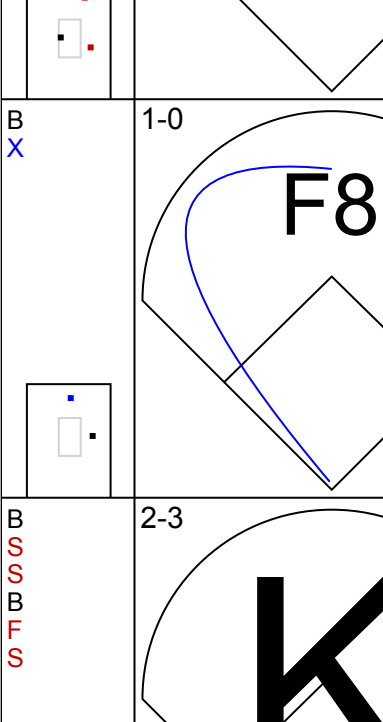
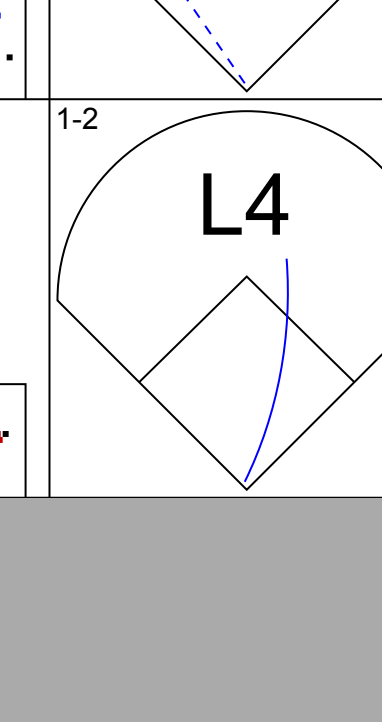
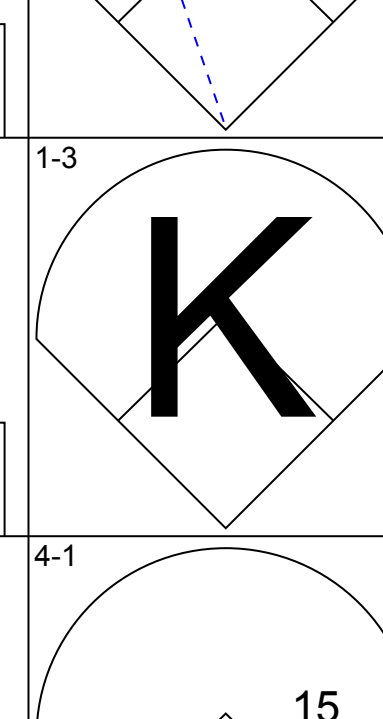
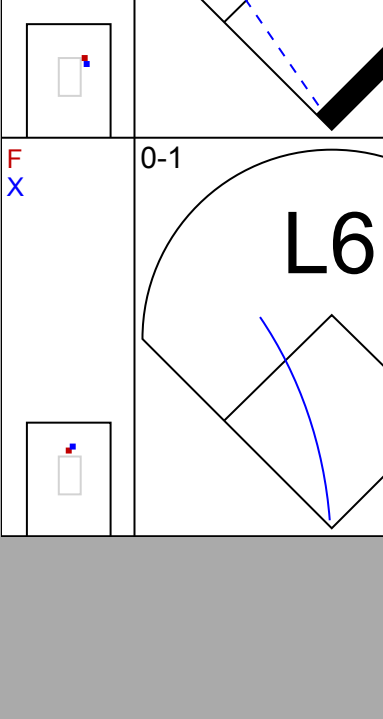
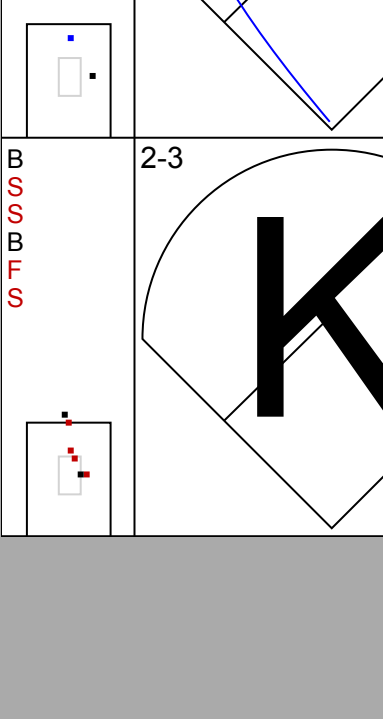
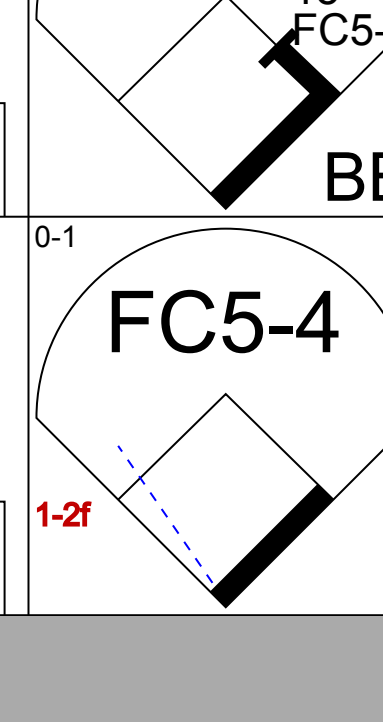



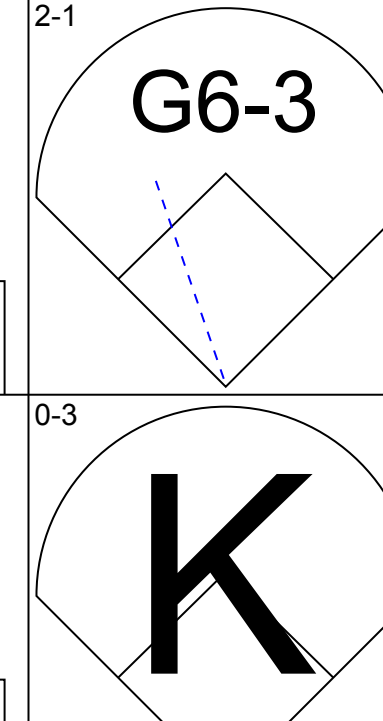
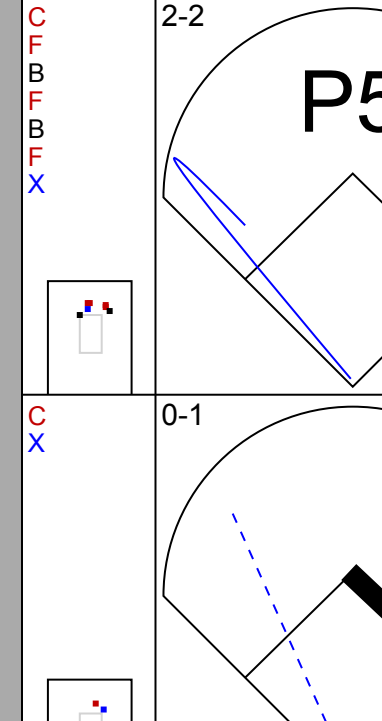
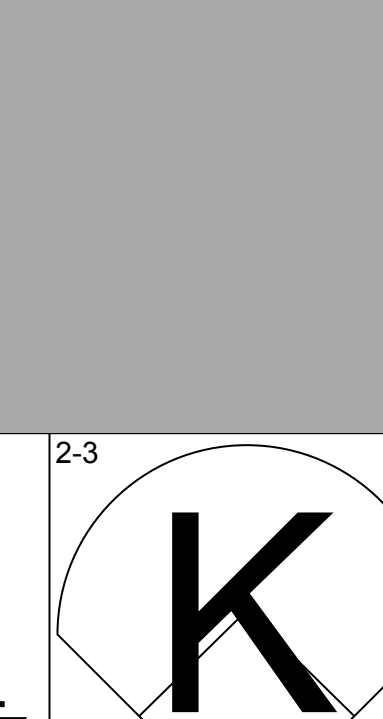
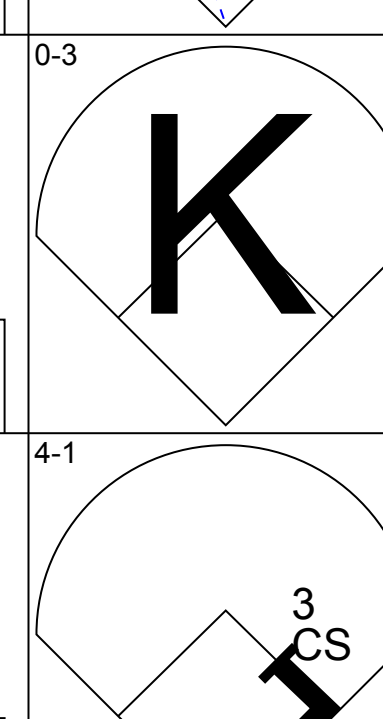
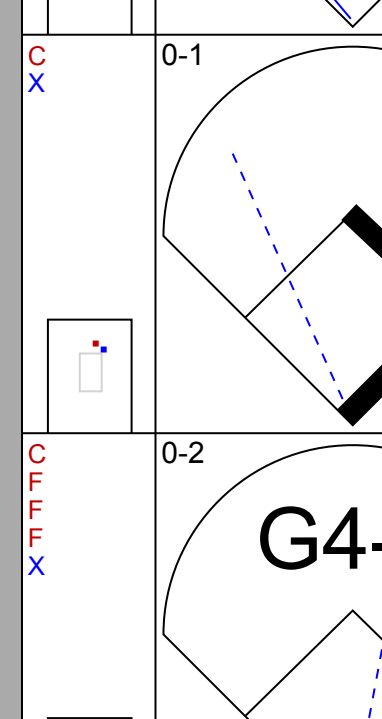
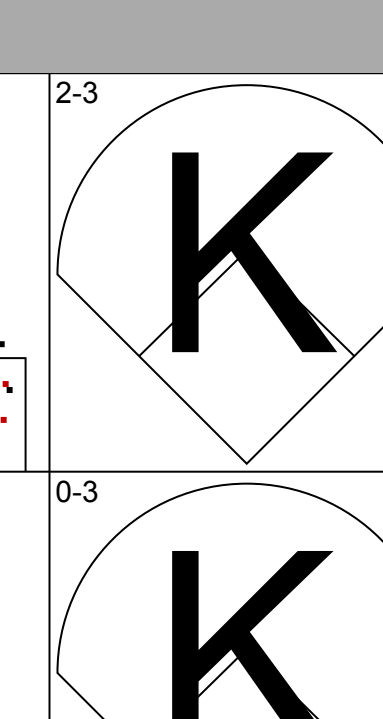
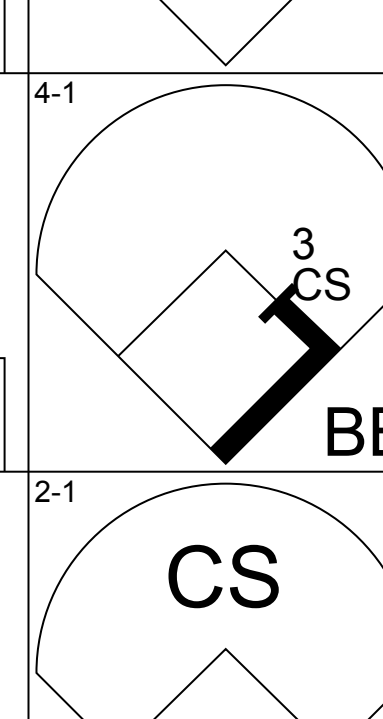
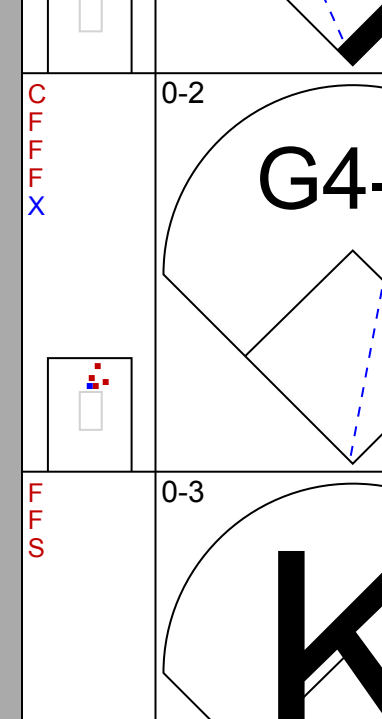
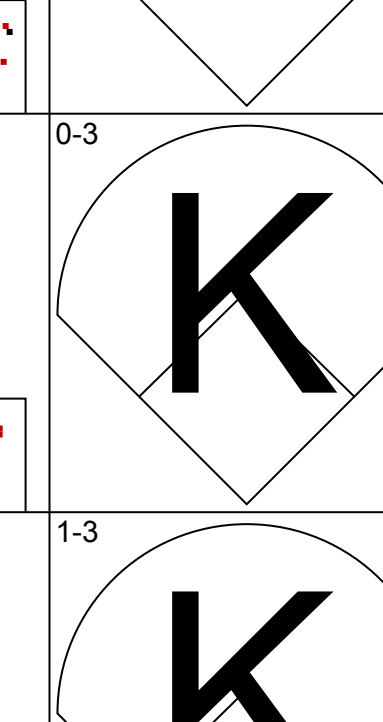
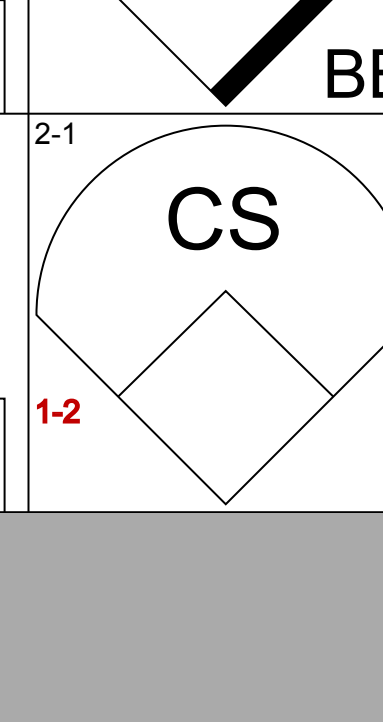
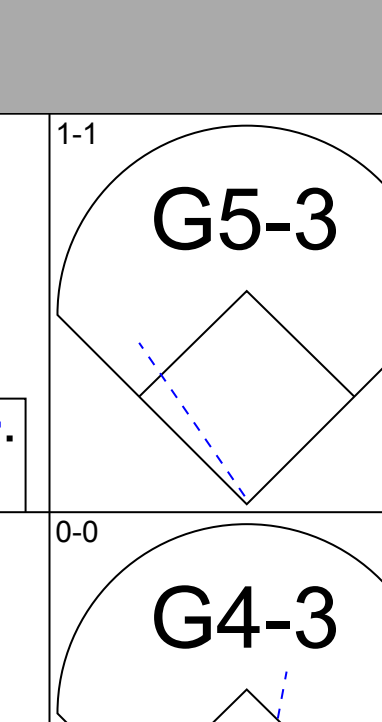
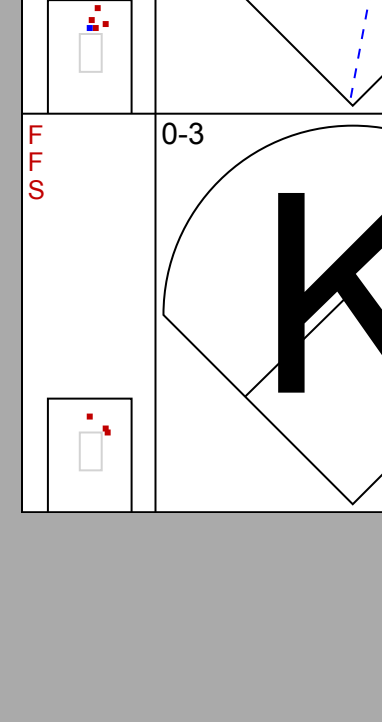
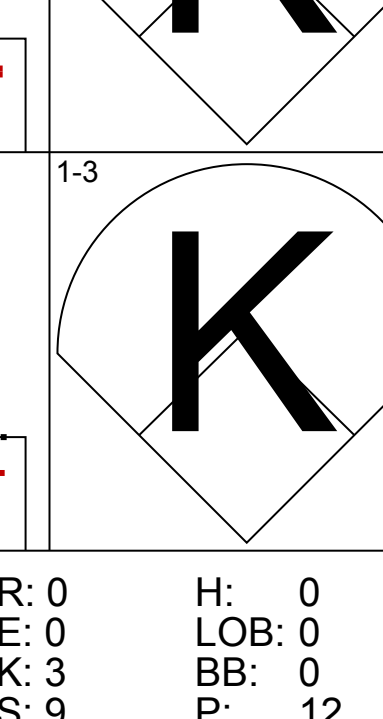
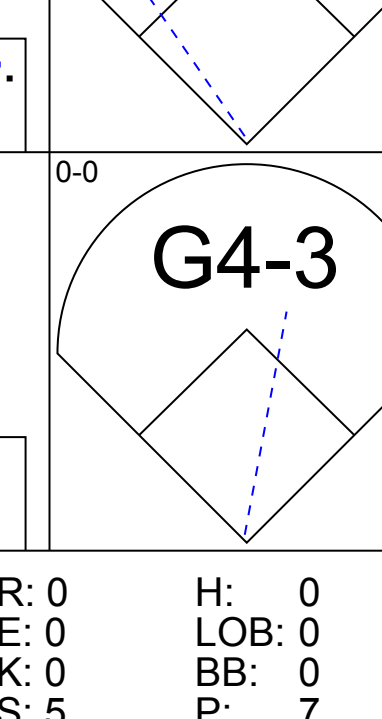
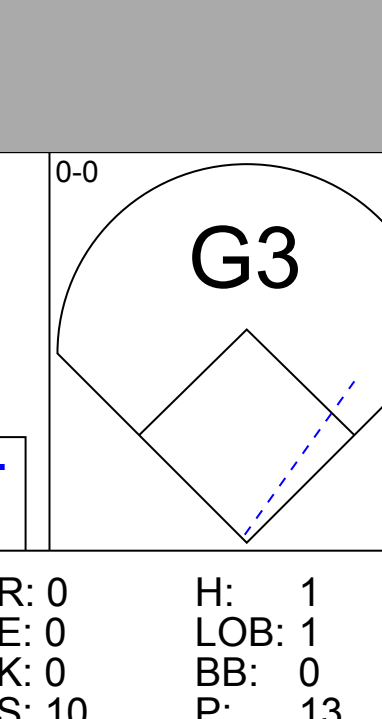


| Batter  | 1  | 2   | 3   | 4   | 5   | 6   | 7   | 8   | 9   | AB                               | R                            | H                                | RBI                           | BB                               | SO                           | LOB                             | TOP                              |                                    |                                  |        |  |  |  |  |  |  |  |
|---|--|---|---|---|---|---|---|---|---|----------------------------------|------------------------------|----------------------------------|-------------------------------|----------------------------------|------------------------------|---------------------------------|----------------------------------|------------------------------------|----------------------------------|--------|--|--|--|--|--|--|--|
| 14 Placido Polanco, R<br>OBP: 0.391, SLG: 0.432 |    |   |     |   |   |     |   |     |   | 4                                | 0                            | 0                                | 0                             | 0                                | 1                            | 3                               |                                  |                                    |                                  |        |  |  |  |  |  |  |  |
| 20 Omar Infante, R<br>OBP: 0.270, SLG: 0.392    |   |   |   |  |   |   |  |   |  | 4                                | 0                            | 0                                | 0                             | 0                                | 2                            | 0                               |                                  |                                    |                                  |        |  |  |  |  |  |  |  |
| Dmitri Young, S<br>OBP: 0.319, SLG: 0.472       |   |   |   |  |   |   |  |   |  | 4                                | 0                            | 0                                | 0                             | 0                                | 1                            | 0                               |                                  |                                    |                                  |        |  |  |  |  |  |  |  |
| 30 Magglio Ordonez, R<br>OBP: 0.355, SLG: 0.480 |  |  |   |  |   |   |  |   |  | 4                                | 0                            | 0                                | 0                             | 0                                | 0                            | 0                               |                                  |                                    |                                  |        |  |  |  |  |  |  |  |
| Rondell White, R<br>OBP: 0.347, SLG: 0.481      |  |  |   |   |   |   |   |    |   | 2                                | 1                            | 1                                | 1                             | 0                                | 1                            | 0                               |                                  |                                    |                                  |        |  |  |  |  |  |  |  |
| Craig Monroe, R<br>OBP: 0.336, SLG: 0.436       |   |   |   |   |   |   |   |    |   | 3                                | 0                            | 0                                | 0                             | 0                                | 0                            | 1                               |                                  |                                    |                                  |        |  |  |  |  |  |  |  |
| 15 Brandon Inge, R<br>OBP: 0.346, SLG: 0.411    |  |   |   |   |  |   |   |   |   | 3                                | 0                            | 0                                | 0                             | 0                                | 0                            | 1                               |                                  |                                    |                                  |        |  |  |  |  |  |  |  |
| 13 Vance Wilson, R<br>OBP: 0.253, SLG: 0.198    |  |   |   |   |   |   |   |   |   | 2                                | 0                            | 1                                | 0                             | 0                                | 0                            | 0                               |                                  |                                    |                                  |        |  |  |  |  |  |  |  |
| Nook Logan, S<br>OBP: 0.316, SLG: 0.351         |  |   |  |   |   |  |   |  |   | 2                                | 0                            | 0                                | 0                             | 0                                | 0                            | 1                               |                                  |                                    |                                  |        |  |  |  |  |  |  |  |
| 31 Chris Shelton, R<br>OBP: 0.389, SLG: 0.523   |  |   |   |   |   |   |   |   |   | 0                                | 0                            | 0                                | 0                             | 1                                | 0                            | 0                               |                                  |                                    |                                  |        |  |  |  |  |  |  |  |
| <b>Inning Stats</b>                             | R: 0<br>E: 0<br>K: 2<br>S: 11  | H: 0<br>LOB: 0<br>BB: 0<br>P: 17  | R: 0<br>E: 0<br>K: 0<br>S: 8  | H: 0<br>LOB: 1<br>BB: 0<br>P: 18  | R: 0<br>E: 0<br>K: 0<br>S: 3  | H: 1<br>LOB: 0<br>BB: 0<br>P: 6   | R: 0<br>E: 0<br>K: 1<br>S: 5  | H: 0<br>LOB: 0<br>BB: 0<br>P: 7   | R: 0<br>E: 0<br>K: 1<br>S: 7  | H: 0<br>LOB: 0<br>BB: 0<br>P: 11 | R: 0<br>E: 0<br>K: 0<br>S: 8 | H: 0<br>LOB: 0<br>BB: 0<br>P: 13 | R: 1<br>E: 0<br>K: 0<br>S: 16 | H: 1<br>LOB: 2<br>BB: 1<br>P: 26 | R: 0<br>E: 0<br>K: 1<br>S: 6 | H: 0<br>LOB: 0<br>BB: 0<br>P: 9 | 1B: 1<br>2B: 0<br>3B: 0<br>HR: 1 | SF: 0<br>SAC: 0<br>DP: 1<br>HBP: 2 | WP: 0<br>PB: 0<br>SB: 0<br>CS: 0 | PA: 31 |  |  |  |  |  |  |  |
| <b>PITCHER</b>                                  | IP   | WLS   | BF  | H   | R   | ER  | SO  | BB  | IBB   | HBP                              | BLK                          | WP                               | HR                            | S                                | P                            | ERA                             | WHIP                             |                                    |                                  |        |  |  |  |  |  |  |  |
| 37 Scott Downs, L<br>ERA: 5.02                  | 7.0  | W   | 23  | 2   | 1   | 1   | 4   | 0   | 0   | 1                                | 0                            | 0                                | 1                             | 52                               | 89                           | 1.29                            | 0.286                            |                                    |                                  |        |  |  |  |  |  |  |  |
| 54 Jason Frasor, R<br>ERA: 4.21                 | 0.2  | H   | 4   | 0   | 0   | 0   | 0   | 1   | 0   | 1                                | 0                            | 0                                | 0                             | 12                               | 18                           | 0.00                            | 1.500                            |                                    |                                  |        |  |  |  |  |  |  |  |
| Miguel Batista, R<br>ERA: 2.84                  | 1.1  | S   | 4   | 0   | 0   | 0   | 1   | 0   | 0   | 0                                | 0                            | 0                                | 0                             | 7                                | 11                           | 0.00                            | 0.000                            |                                    |                                  |        |  |  |  |  |  |  |  |

Detroit Tigers @ Toronto Blue Jays  
Rogers Centre, Toronto, ON  
Thu Aug 11 2005, 12:37 PM EDT  
Att: 30,578 - Sunny - 77 F

AB 28  
R 1  
H 2  
RBI 1  
BB 1  
SO 5  
LOB 6



| Batter   | 1   | 2   | 3   | 4   | 5  | 6   | 7   | 8   | 9                            | AB                              | R                            | H                                | RBI                           | BB                               | SO                            | LOB                              | BOTTOM                           |                                    |                                  |        |  |  |  |  |  |  |  |
|--|---|---|---|---|--|---|---|---|------------------------------|---------------------------------|------------------------------|----------------------------------|-------------------------------|----------------------------------|-------------------------------|----------------------------------|----------------------------------|------------------------------------|----------------------------------|--------|--|--|--|--|--|--|--|
| 8 Russ Adams, L<br>OBP: 0.349, SLG: 0.442      |  |   |  |   |  |   |   |  |                              | 3                               | 1                            | 1                                | 0                             | 1                                | 0                             | 0                                |                                  |                                    |                                  |        |  |  |  |  |  |  |  |
| Frank Catalanotto, L<br>OBP: 0.358, SLG: 0.434 |  |   |  |   |  |  |   |  |                              | 3                               | 1                            | 1                                | 2                             | 0                                | 1                             | 0                                |                                  |                                    |                                  |        |  |  |  |  |  |  |  |
| 10 Vernon Wells, R<br>OBP: 0.331, SLG: 0.506   |  |   |  |   |  |  |   |  |                              | 1                               | 0                            | 0                                | 0                             | 0                                | 0                             | 1                                |                                  |                                    |                                  |        |  |  |  |  |  |  |  |
| Shea Hillenbrand, R<br>OBP: 0.359, SLG: 0.465  |  |   |  |   |  |  |   |   |                              | 4                               | 0                            | 1                                | 0                             | 0                                | 0                             | 1                                |                                  |                                    |                                  |        |  |  |  |  |  |  |  |
| 47 Corey Koskie, L<br>OBP: 0.310, SLG: 0.396   |  |   |  |   |  |  |   |   |                              | 3                               | 0                            | 0                                | 0                             | 0                                | 2                             | 1                                |                                  |                                    |                                  |        |  |  |  |  |  |  |  |
| 9 Gregg Zaun, S<br>OBP: 0.370, SLG: 0.389      |  |   |   |  |  |   |  |   |                              | 2                               | 0                            | 0                                | 0                             | 1                                | 0                             | 0                                |                                  |                                    |                                  |        |  |  |  |  |  |  |  |
| 15 Alex Rios, R<br>OBP: 0.333, SLG: 0.429      |  |   |   |  |  |   |  |   |                              | 3                               | 0                            | 1                                | 0                             | 0                                | 1                             | 1                                |                                  |                                    |                                  |        |  |  |  |  |  |  |  |
| Eric Hinske, L<br>OBP: 0.329, SLG: 0.411       |   |  |   |  |  |   |  |   |                              | 2                               | 0                            | 0                                | 0                             | 1                                | 1                             | 1                                |                                  |                                    |                                  |        |  |  |  |  |  |  |  |
| 3 Reed Johnson, R<br>OBP: 0.340, SLG: 0.447    |   |  |   |  |  |   |   |  |                              | 3                               | 0                            | 0                                | 0                             | 0                                | 2                             | 1                                |                                  |                                    |                                  |        |  |  |  |  |  |  |  |
| Orlando Hudson, S<br>OBP: 0.308, SLG: 0.410    |   |  |   |   |  |   |   |  |                              | 3                               | 0                            | 0                                | 0                             | 0                                | 1                             | 0                                |                                  |                                    |                                  |        |  |  |  |  |  |  |  |
| <b>Inning Stats</b>                            | R: 2<br>E: 0<br>K: 1<br>S: 14   | H: 1<br>LOB: 1<br>BB: 2<br>P: 25  | R: 0<br>E: 0<br>K: 3<br>S: 9  | H: 0<br>LOB: 0<br>BB: 0<br>P: 12  | R: 0<br>E: 1<br>K: 0<br>S: 10  | H: 1<br>LOB: 1<br>BB: 0<br>P: 14  | R: 0<br>E: 0<br>K: 1<br>S: 7  | H: 0<br>LOB: 0<br>BB: 1<br>P: 15  | R: 0<br>E: 0<br>K: 0<br>S: 5 | H: 0<br>LOB: 0<br>BB: 0<br>P: 7 | R: 0<br>E: 0<br>K: 2<br>S: 8 | H: 0<br>LOB: 0<br>BB: 0<br>P: 14 | R: 0<br>E: 0<br>K: 1<br>S: 15 | H: 1<br>LOB: 1<br>BB: 0<br>P: 17 | R: 0<br>E: 0<br>K: 0<br>S: 10 | H: 1<br>LOB: 1<br>BB: 0<br>P: 13 | 1B: 1<br>2B: 2<br>3B: 0<br>HR: 1 | SF: 0<br>SAC: 0<br>DP: 0<br>HBP: 0 | WP: 0<br>PB: 0<br>SB: 0<br>CS: 1 | PA: 31 |  |  |  |  |  |  |  |
| <b>PITCHER</b>                                 | IP  | WLS   | BF  | H   | R  | ER  | SO  | BB  | IBB                          | HBP                             | BLK                          | WP                               | HR                            | S                                | P                             | ERA                              | WHIP                             |                                    |                                  |        |  |  |  |  |  |  |  |
| 38 Jeremy Bonderman, R<br>ERA: 3.96            | 8.0   | L   | 30  | 4   | 2  | 2   | 8   | 3   | 0                            | 0                               | 0                            | 0                                | 1                             | 78                               | 117                           | 2.25                             | 0.875                            |                                    |                                  |        |  |  |  |  |  |  |  |

Detroit Tigers @ Toronto Blue Jays  
Rogers Centre, Toronto, ON  
Thu Aug 11 2005, 12:37 PM EDT  
Att: 30,578 - Sunny - 77 F

AB 27  
R 2  
H 4  
RBI 2  
BB 3  
SO 8  
LOB 6













| Batter   | 1   | 2  | 3  | 4   | 5   | 6  | 7  | 8   | 9                             | AB                               | R                            | H                                | RBI                           | BB                               | SO                           | LOB                              | TOP                               |                                    |                                  |        |  |
|--|---|--|--|---|---|--|--|---|-------------------------------|----------------------------------|------------------------------|----------------------------------|-------------------------------|----------------------------------|------------------------------|----------------------------------|-----------------------------------|------------------------------------|----------------------------------|--------|--|
| 3 Reed Johnson, R<br>OBP: 0.344, SLG: 0.453    | 1-2<br>10 F9<br>2 WP<br>2B  | 0-0<br>G1-3  |  |   |   | 2-2<br>F7  | 2-3<br>K   | 0-2<br>1B<br>2B   |                               | 5                                | 2                            | 2                                | 2                             | 0                                | 1                            | 3                                |                                   |                                    |                                  |        |  |
| Orlando Hudson, S<br>OBP: 0.311, SLG: 0.410    | 3-2<br>2 WP<br>HBP  | 0-0<br>G6-3  |  |   | 0-1<br>G6-3   | 0-0<br>1B  | 1-3<br>2-H<br>1B   | 0-0<br>10 1B<br>1B  |                               | 4                                | 1                            | 2                                | 2                             | 0                                | 0                            | 1                                |                                   |                                    |                                  |        |  |
| 10 Vernon Wells, R<br>OBP: 0.330, SLG: 0.500   | 3-1<br>F9   |  | 1-2<br>G4-3  |   | 0-0<br>1B<br>2 1B   | 2-0<br>G5-3  |  | 0-2<br>FC4-6<br>1B  |                               | 5                                | 1                            | 2                                | 1                             | 0                                | 0                            | 4                                |                                   |                                    |                                  |        |  |
| Shea Hillenbrand, R<br>OBP: 0.357, SLG: 0.466  | 0-3<br>K  |  | 0-2<br>P2  |   | 0-1<br>2 1B<br>1B   |  | 2-2<br>F8  | 1-1<br>FC4-6<br>1B  |                               | 5                                | 0                            | 1                                | 0                             | 0                                | 1                            | 3                                |                                   |                                    |                                  |        |  |
| 2 Aaron Hill, R<br>OBP: 0.360, SLG: 0.432      | 4-2<br>SAFE<br>1-2<br>3-H<br>BB   |  | 3-3<br>K   |   | 3-2<br>1-2<br>3-H<br>1B   |  | 2-2<br>G5-3  | 4-1<br>15 G6-4-3<br>BB  |                               | 3                                | 0                            | 1                                | 1                             | 2                                | 1                            | 0                                |                                   |                                    |                                  |        |  |
| 15 Alex Rios, R<br>OBP: 0.329, SLG: 0.429      | 3-3<br>K  |  |  | 1-3<br>K  | 2-0<br>F9   |  | 1-1<br>G6-3  | 0-0<br>G6-4-3<br>1-2  |                               | 5                                | 0                            | 0                                | 0                             | 0                                | 2                            | 5                                |                                   |                                    |                                  |        |  |
| Frank Menechino, R<br>OBP: 0.370, SLG: 0.355   |   | 0-0<br>1B<br>3 G1-3<br>1B  |  | 2-3<br>K  |   | 2-1<br>G3  |  | 2-1<br>SH1-4<br>2B<br>1B  | 2-1<br>1B                     | 2                                | 1                            | 1                                | 0                             | 0                                | 1                            | 0                                |                                   |                                    |                                  |        |  |
| 8 Russ Adams, L<br>OBP: 0.347, SLG: 0.435      |   |  |  |   |   |  |  |   | 1-2<br>1B                     | 3                                | 1                            | 2                                | 0                             | 0                                | 0                            | 0                                |                                   |                                    |                                  |        |  |
| Frank Catalanotto, L<br>OBP: 0.356, SLG: 0.428 |   | 3-2<br>G3  |  | 1-0<br>2B   |   | 4-2<br>9 1B<br>BB  |  | 1-0<br>SH1-4<br>1-2   | 1-2<br>G3                     | 3                                | 1                            | 1                                | 0                             | 1                                | 0                            | 2                                |                                   |                                    |                                  |        |  |
| Miguel Batista, R<br>OBP: 0.373, SLG: 0.401    |   | 1-2<br>G3  |  | 0-2<br>G6-3   |   | 0-1<br>1B<br>1-2<br>1B   |  | 1-2<br>G5-3   |                               | 2                                | 0                            | 1                                | 0                             | 0                                | 0                            | 1                                |                                   |                                    |                                  |        |  |
| Ken Huckaby, R<br>OBP: 0.224, SLG: 0.200       |   | 2-2<br>3 G1-3<br>1B  |  |   |   |  |  |   |                               | 2                                | 0                            | 1                                | 0                             | 0                                | 0                            | 1                                |                                   |                                    |                                  |        |  |
| 9 Gregg Zaun, S<br>OBP: 0.373, SLG: 0.401      |   | 2-3<br>1B  |  |   |   |  |  |   |                               | 2                                | 0                            | 1                                | 0                             | 0                                | 0                            | 1                                |                                   |                                    |                                  |        |  |
| <b>Inning Stats</b>                            | R: 1<br>E: 0<br>K: 2<br>S: 19   | H: 1<br>LOB: 2<br>BB: 1<br>P: 33   | R: 1<br>E: 0<br>K: 0<br>S: 11  | H: 2<br>LOB: 1<br>BB: 0<br>P: 16  | R: 0<br>E: 0<br>K: 1<br>S: 11   | H: 0<br>LOB: 0<br>BB: 0<br>P: 15   | R: 0<br>E: 0<br>K: 2<br>S: 11  | H: 1<br>LOB: 1<br>BB: 0<br>P: 15  | R: 1<br>E: 0<br>K: 1<br>S: 14 | H: 3<br>LOB: 2<br>BB: 1<br>P: 20 | R: 0<br>E: 0<br>K: 0<br>S: 9 | H: 0<br>LOB: 0<br>BB: 0<br>P: 14 | R: 3<br>E: 0<br>K: 0<br>S: 14 | H: 4<br>LOB: 1<br>BB: 0<br>P: 19 | R: 0<br>E: 0<br>K: 0<br>S: 7 | H: 1<br>LOB: 1<br>BB: 1<br>P: 14 | 1B: 11<br>2B: 3<br>3B: 0<br>HR: 0 | SF: 0<br>SAC: 1<br>DP: 1<br>HBP: 1 | WP: 1<br>PB: 0<br>SB: 0<br>CS: 0 | PA: 44 |  |
| <b>PITCHER</b>                                 | IP<br>WLS<br>BF<br>H<br>R<br>ER<br>SO<br>BB<br>IBB<br>HBP<br>BLK<br>WP<br>HR<br>S<br>P<br>ERA<br>WHIP | 5.0<br>B<br>6<br>2<br>1<br>3<br>5<br>1<br>0<br>0<br>0<br>0<br>0<br>65<br>99<br>5.40<br>1.600 | 1.0<br>B<br>3<br>2<br>1<br>0<br>0<br>0<br>0<br>0<br>0<br>0<br>0<br>14<br>24<br>9.00<br>3.000 | 1.0<br>L<br>3<br>1<br>1<br>0<br>0<br>0<br>0<br>0<br>0<br>0<br>0<br>4<br>8<br>13.50<br>1.500 | 0.1<br>L<br>4<br>3<br>2<br>2<br>0<br>0<br>0<br>0<br>0<br>0<br>0<br>10<br>11<br>54.00<br>9.000 | 1.0<br>S<br>4<br>1<br>0<br>0<br>0<br>0<br>0<br>0<br>0<br>0<br>7<br>14<br>0.00<br>2.000 | 9.1<br>S<br>7<br>3<br>2<br>2<br>0<br>1<br>0<br>0<br>0<br>0<br>13<br>23<br>18.00<br>3.000 | 9.1<br>S<br>7<br>3<br>2<br>2<br>0<br>0<br>0<br>0<br>0<br>0<br>0<br>13<br>23<br>18.00<br>3.000 |                               |                                  |                              |                                  |                               |                                  |                              |                                  |                                   |                                    |                                  |        |  |

Toronto Blue Jays @ Baltimore Orioles  
 Oriole Park at Camden Yards, Baltimore, MD  
 Sun Aug 14 2005, 1:35 PM EDT  
 Att: 30,954 - Sunny - 95 F

AB 39  
 R 7  
 H 14  
 RBI 6  
 BB 3  
 SO 6  
 LOB 20



| Batter  | 1   | 2  | 3  | 4  | 5  | 6   | 7  | 8   | 9                            | AB                               | R                            | H                                | RBI                           | BB                               | SO                            | LOB                              | BOTTOM                           |                                    |                                  |        |
|---|---|--|--|--|--|---|--|---|------------------------------|----------------------------------|------------------------------|----------------------------------|-------------------------------|----------------------------------|-------------------------------|----------------------------------|----------------------------------|------------------------------------|----------------------------------|--------|
| 1 Brian Roberts, S<br>OBP: 0.391, SLG: 0.533  | 4-2<br>2B<br>10 G4-3<br>BB  | 0-1<br>SF7   |  | 3-1<br>BB<br>1-2<br>2-3<br>1B  |  | 0-0<br>G4-3   |  | 2-1<br>6 G4-3<br>1B<br>2B   |                              | 3                                | 2                            | 2                                | 1                             | 1                                | 0                             | 1                                |                                  |                                    |                                  |        |
| Eric Byrnes, R<br>OBP: 0.326, SLG: 0.435      | 0-0<br>10 G4-3<br>2B  | 4-2<br>6 S<br>BB   |  | 4-2<br>1-2<br>3-H<br>BB  |  | 2-1<br>G6-3   |  | 2-0<br>G1-3   |                              | 3                                | 1                            | 1                                | 1                             | 2                                | 0                             | 3                                |                                  |                                    |                                  |        |
| 6 Melvin Mora, R<br>OBP: 0.347, SLG: 0.453    | 1-1<br>P3   | 3-2<br>G6-3  |  | 0-1<br>F4  |  | 2-2<br>10 G6-4-3<br>1B  |  | 1-2<br>G4-3   |                              | 5                                | 0                            | 1                                | 1                             | 0                                | 0                             | 7                                |                                  |                                    |                                  |        |
| 10 Miguel Tejada, R<br>OBP: 0.365, SLG: 0.559 | 0-1<br>G4-3   |  | 2-0<br>FC5-4<br>HBP  | 2-1<br>F8  |  | 1-1<br>G6-4-3<br>1-2  |  | 2-1<br>1B<br>HBP  |                              | 3                                | 0                            | 0                                | 1                             | 0                                | 0                             | 5                                |                                  |                                    |                                  |        |
| Javy Lopez, R<br>OBP: 0.322, SLG: 0.483       | 1-2<br>WP<br>2B   |  | 0-2<br>FC5-4<br>G3-6-3   |  | 1-2<br>F8<br>G3<br>1B  |   | 2-1<br>G6-3  |   | 1-0<br>1B                    | 5                                | 0                            | 3                                | 2                             | 0                                | 0                             | 1                                |                                  |                                    |                                  |        |
| David Newhan, L<br>OBP: 0.273, SLG: 0.325     | 3-3<br>2B   |  | 1-2<br>G3-6-3  |  |  |   |  | 1-2<br>3-H<br>1B  |                              | 0                                | 0                            | 0                                | 0                             | 0                                | 0                             | 0                                |                                  |                                    |                                  |        |
| Rafael Palmeiro, L<br>OBP: 0.352, SLG: 0.467  | 4-2<br>BB   |  | 2-1<br>G3-6-3  |  | 2-2<br>G3  |   | 1-2<br>G4-3  | 1-1<br>F9   |                              | 4                                | 0                            | 0                                | 0                             | 1                                | 0                             | 4                                |                                  |                                    |                                  |        |
| Sammy Sosa, R<br>OBP: 0.303, SLG: 0.392       | 2-3<br>K  |  |  | 1-0<br>F8  | 0-1<br>F8  |   |  | 0-0<br>F8   |                              | 4                                | 0                            | 0                                | 0                             | 0                                | 1                             | 3                                |                                  |                                    |                                  |        |
| 31 Jay Gibbons, L<br>OBP: 0.301, SLG: 0.503   |   | 1-0<br>1B<br>1 SF7<br>2B   |  | 4-1<br>1B<br>BB<br>BB  |  | 0-0<br>G4-3   |  | 2-2<br>P4   |                              | 3                                | 2                            | 1                                | 0                             | 1                                | 0                             | 0                                |                                  |                                    |                                  |        |
| Luis Matos, R<br>OBP: 0.356, SLG: 0.392       |   | 0-0<br>CS<br>1B  |  | 0-1<br>BB<br>1B  |  | 4-1<br>1 G4-3<br>BB   |  | 1-1<br>1 2B<br>6 G4-3<br>1B   |                              | 3                                | 1                            | 3                                | 0                             | 1                                | 0                             | 0                                |                                  |                                    |                                  |        |
| <b>Inning Stats</b>                           | R: 2<br>E: 0<br>K: 1<br>S: 19   | H: 2<br>LOB: 2<br>BB: 2<br>P: 31   | R: 1<br>E: 0<br>K: 0<br>S: 11  | H: 2<br>LOB: 1<br>BB: 1<br>P: 19   | R: 0<br>E: 0<br>K: 0<br>S: 5   | H: 0<br>LOB: 0<br>BB: 0<br>P: 9   | R: 1<br>E: 0<br>K: 0<br>S: 12  | H: 2<br>LOB: 3<br>BB: 2<br>P: 26  | R: 0<br>E: 0<br>K: 0<br>S: 8 | H: 1<br>LOB: 0<br>BB: 0<br>P: 11 | R: 0<br>E: 0<br>K: 0<br>S: 5 | H: 0<br>LOB: 0<br>BB: 1<br>P: 11 | R: 0<br>E: 0<br>K: 0<br>S: 10 | H: 0<br>LOB: 0<br>BB: 0<br>P: 13 | R: 2<br>E: 0<br>K: 0<br>S: 13 | H: 3<br>LOB: 2<br>BB: 0<br>P: 23 | 1B: 7<br>2B: 4<br>3B: 0<br>HR: 0 | SF: 1<br>SAC: 0<br>DP: 2<br>HBP: 2 | WP: 1<br>PB: 0<br>SB: 1<br>CS: 1 | PA: 42 |
| <b>PITCHER</b>                                | IP<br>WLS<br>BF<br>H<br>R<br>ER<br>SO<br>BB<br>IBB<br>HBP<br>BLK<br>WP<br>HR<br>S<br>P<br>ERA<br>WHIP | 3.1<br>6<br>19<br>4<br>1<br>4<br>0<br>4<br>0<br>0<br>0<br>0<br>0<br>41<br>73<br>10.80<br>3.000 | 1.2<br>6<br>3<br>0<br>0<br>0<br>0<br>1<br>0<br>0<br>0<br>0<br>0<br>14<br>23<br>0.00<br>1.200 | 0.2<br>3<br>0<br>0<br>0<br>0<br>0<br>1<br>0<br>0<br>0<br>0<br>0<br>3<br>7<br>0.00<br>1.500 | 1.1<br>W<br>4<br>1<br>0<br>0<br>0<br>0<br>0<br>0<br>0<br>0<br>0<br>10<br>16<br>0.00<br>0.750 | 1.0<br>H<br>3<br>0<br>0<br>0<br>0<br>0<br>0<br>0<br>0<br>0<br>10<br>13<br>0.00<br>0.000 | 1.0<br>S<br>7<br>3<br>2<br>2<br>0<br>0<br>0<br>0<br>0<br>0<br>13<br>23<br>18.00<br>3.000 | 1.0<br>S<br>7<br>3<br>2<br>2<br>0<br>0<br>0<br>0<br>0<br>0<br>0<br>13<br>23<br>18.00<br>3.000 |                              |                                  |                              |                                  |                               |                                  |                               |                                  |                                  |                                    |                                  |        |

Toronto Blue Jays @ Baltimore Orioles  
 Oriole Park at Camden Yards, Baltimore, MD  
 Sun Aug 14 2005, 1:35 PM EDT  
 Att: 30,954 - Sunny - 95 F


AB 33  
 R 6  
 H 11  
 RBI 6  
 BB 6  
 SO 1  
 LOB 24










| Batter  | 1   | 2                               | 3                            | 4                                | 5                            | 6                                | 7                            | 8                               | 9                             | AB                               | R                            | H                                | RBI                          | BB                               | SO                            | LOB                              | TOP  |                               |                                  |                                  |                                    |                                  |        |  |
|---|---|---------------------------------|------------------------------|----------------------------------|------------------------------|----------------------------------|------------------------------|---------------------------------|-------------------------------|----------------------------------|------------------------------|----------------------------------|------------------------------|----------------------------------|-------------------------------|----------------------------------|--|-------------------------------|----------------------------------|----------------------------------|------------------------------------|----------------------------------|--------|--|
| 8 Russ Adams, L (1,6)<br>OBP: 0.343, SLG: 0.426   | L3  |                                 | F7                           |                                  |                              | G4-3                             |                              | FC3-2 BB                        | F7                            | 4                                | 0                            | 0                                | 0                            | 1                                | 0                             | 3                                | <p><b>Toronto Blue Jays @ Los Angeles Angels</b><br/> <b>Angel Stadium of Anaheim, Anaheim, CA</b><br/>           Tue Aug 16 2005, 7:05 PM PDT<br/>           Att: 42,468 - Clear - 73 F</p> <p>livebaseballscores.com</p> <p>AB 32<br/>R 4<br/>H 7<br/>RBI 4<br/>BB 4<br/>SO 2<br/>LOB 13</p>  |                               |                                  |                                  |                                    |                                  |        |  |
| 3 Reed Johnson, R (1,7)<br>OBP: 0.337, SLG: 0.446   | G4-3  |                                 |                              | G4-3                             |                              | G5-3                             |                              | FC3-2                           |                               | 4                                | 0                            | 0                                | 0                            | 0                                | 0                             | 3                                |  |                               |                                  |                                  |                                    |                                  |        |  |
| 10 Vernon Wells, R (1,8)<br>OBP: 0.328, SLG: 0.496  | F9  |                                 |                              | L9                               |                              |                                  |                              | G5-3                            |                               | 4                                | 0                            | 1                                | 1                            | 0                                | 0                             | 2                                |  |                               |                                  |                                  |                                    |                                  |        |  |
| Shea Hillenbrand, R (1,3)<br>OBP: 0.359, SLG: 0.475   |   | HR                              |                              | F8                               |                              | P4                               |                              |                                 | 9 BB 47 BB 1B                 | 4                                | 2                            | 2                                | 1                            | 0                                | 0                             | 1                                |  |                               |                                  |                                  |                                    |                                  |        |  |
| 2 Aaron Hill, R (1,10)<br>OBP: 0.356, SLG: 0.424<br>Eric Hinske, L (9, PH)<br>OBP: 0.332, SLG: 0.409      | G5-3  |                                 |                              |                                  |                              | K                                |                              | L6                              | 47 BB 9 BB 1B SF9             | 3                                | 0                            | 0                                | 0                            | 0                                | 1                             | 0                                |  |                               |                                  |                                  |                                    |                                  |        |  |
| 9 Greg Zaun, S (1,2)<br>OBP: 0.395, SLG: 0.394  | F9  |                                 |                              |                                  |                              | 47 BB                            |                              | F8                              | 47 BB 1B                      | 3                                | 0                            | 1                                | 0                            | 1                                | 0                             | 0                                |  |                               |                                  |                                  |                                    |                                  |        |  |
| 47 Corey Koskie, L (1,5)<br>OBP: 0.320, SLG: 0.405  |   |                                 |                              | K                                |                              | 15 G6-4-3 1B                     |                              | G3                              | 1-2 2-3 3-H                   | 3                                | 0                            | 1                                | 1                            | 1                                | 1                             | 0                                |  |                               |                                  |                                  |                                    |                                  |        |  |
| 15 Alex Rios, R (1,9)<br>OBP: 0.328, SLG: 0.425<br>Frank Catalanotto, L (9, PH)<br>OBP: 0.354, SLG: 0.424 |   |                                 | G5-3                         |                                  |                              | G6-4-3                           |                              | G6-3                            | SF9                           | 3                                | 0                            | 0                                | 0                            | 0                                | 0                             | 2                                |  |                               |                                  |                                  |                                    |                                  |        |  |
| Orlando Hudson, S (1,4)<br>OBP: 0.318, SLG: 0.420   |   |                                 | F9                           |                                  |                              |                                  |                              | G4-3                            | F7                            | 4                                | 1                            | 2                                | 0                            | 0                                | 0                             | 2                                |  |                               |                                  |                                  |                                    |                                  |        |  |
|   |   |                                 |                              |                                  |                              | 8 G4-3 10 BB 2B                  |                              |                                 | 3 S 8 BB FC3-2 1B             |                                  |                              |                                  |                              |                                  |                               |                                  |  |                               |                                  |                                  |                                    |                                  |        |  |
| <b>Inning Stats</b>   | R: 0<br>E: 0<br>K: 0<br>S: 5                          | H: 0<br>LOB: 0<br>BB: 0<br>P: 6 | R: 1<br>E: 0<br>K: 1<br>S: 8 | H: 1<br>LOB: 0<br>BB: 0<br>P: 14 | R: 0<br>E: 0<br>K: 0<br>S: 9 | H: 0<br>LOB: 0<br>BB: 0<br>P: 15 | R: 0<br>E: 0<br>K: 0<br>S: 3 | H: 0<br>LOB: 0<br>BB: 0<br>P: 6 | R: 0<br>E: 0<br>K: 1<br>S: 11 | H: 1<br>LOB: 1<br>BB: 1<br>P: 17 | R: 1<br>E: 0<br>K: 0<br>S: 9 | H: 2<br>LOB: 1<br>BB: 0<br>P: 12 | R: 0<br>E: 0<br>K: 0<br>S: 9 | H: 0<br>LOB: 0<br>BB: 0<br>P: 11 | R: 0<br>E: 0<br>K: 0<br>S: 11 | H: 1<br>LOB: 2<br>BB: 1<br>P: 22 |  | R: 2<br>E: 0<br>K: 0<br>S: 15 | H: 2<br>LOB: 2<br>BB: 2<br>P: 24 | 1B: 5<br>2B: 1<br>3B: 0<br>HR: 1 | SF: 1<br>SAC: 0<br>DP: 1<br>HBP: 0 | WP: 0<br>PB: 0<br>SB: 2<br>CS: 0 | PA: 37 |  |
| <b>PITCHER</b>  | IP WLS BF H R ER SO BB IBB HBP BLK WP HR S P ERA WHIP |                                 |                              |                                  |                              |                                  |                              |                                 |                               |                                  |                              |                                  |                              |                                  |                               |                                  |  |                               |                                  |                                  |                                    |                                  |        |  |
| 51 Joe Saunders, L (1,1)<br>ERA: 2.45   | 7.1   | 28                              | 5                            | 2                                | 2                            | 2                                | 2                            | 0                               | 0                             | 0                                | 0                            | 0                                | 0                            | 1                                | 60                            | 95                               | 2.46   | 0.955                         |                                  |                                  |                                    |                                  |        |  |
| 62 Scot Shields, R (8,1)<br>ERA: 2.33   | 0.2   | H                               | 2                            | 0                                | 0                            | 0                                | 0                            | 0                               | 0                             | 0                                | 0                            | 0                                | 0                            | 0                                | 5                             | 8                                | 0.00   | 0.000                         |                                  |                                  |                                    |                                  |        |  |
| Francisco Rodriguez, R (9,1)<br>ERA: 2.91   | 0.1   | L                               | 5                            | 2                                | 2                            | 2                                | 0                            | 0                               | 0                             | 0                                | 0                            | 0                                | 0                            | 9                                | 18                            | 54.00                            | 12.000   |                               |                                  |                                  |                                    |                                  |        |  |
| Kevin Gregg, R (9,1)<br>ERA: 5.26   | 0.2   |                                 | 2                            | 0                                | 0                            | 0                                | 0                            | 0                               | 0                             | 0                                | 0                            | 0                                | 0                            | 6                                | 6                             | 0.00                             | 0.000  |                               |                                  |                                  |                                    |                                  |        |  |

| Batter   | 1   | 2                                | 3                             | 4                                | 5                            | 6                                | 7                            | 8                                | 9                             | AB                               | R                            | H                                | RBI                           | BB                               | SO                           | LOB                             | BOTTOM   |                               |                                  |                                  |                                    |                                  |        |  |
|--|---|----------------------------------|-------------------------------|----------------------------------|------------------------------|----------------------------------|------------------------------|----------------------------------|-------------------------------|----------------------------------|------------------------------|----------------------------------|-------------------------------|----------------------------------|------------------------------|---------------------------------|--|-------------------------------|----------------------------------|----------------------------------|------------------------------------|----------------------------------|--------|--|
| 9 Chone Figgins, S (1,5)<br>OBP: 0.340, SLG: 0.399   | K   |                                  | F9                            |                                  |                              |                                  |                              |                                  |                               | 3                                | 0                            | 1                                | 1                             | 1                                | 1                            | 0                               | <p><b>Toronto Blue Jays @ Los Angeles Angels</b><br/> <b>Angel Stadium of Anaheim, Anaheim, CA</b><br/>           Tue Aug 16 2005, 7:05 PM PDT<br/>           Att: 42,468 - Clear - 73 F</p> <p>livebaseballscores.com</p> <p>AB 32<br/>R 3<br/>H 6<br/>RBI 2<br/>BB 4<br/>SO 6<br/>LOB 14</p>  |                               |                                  |                                  |                                    |                                  |        |  |
| Orlando Cabrera, R (1,6)<br>OBP: 0.303, SLG: 0.349   | G6-3  |                                  |                               | L7                               |                              | G4-3                             |                              | G1-3                             |                               | 4                                | 0                            | 0                                | 0                             | 0                                | 0                            | 4                               |  |                               |                                  |                                  |                                    |                                  |        |  |
| Darin Erstad, L (1,3)<br>OBP: 0.341, SLG: 0.379  | G4-3  |                                  |                               | G1-3                             |                              |                                  |                              | G5-3                             |                               | 4                                | 0                            | 1                                | 0                             | 0                                | 0                            | 0                               |  |                               |                                  |                                  |                                    |                                  |        |  |
| 27 Vladimir Guerrero, R (1,9)<br>OBP: 0.387, SLG: 0.593  |   | 1B 20 G6-4-3 1B                  |                               | F7                               |                              | P3                               |                              | G6-3                             |                               | 4                                | 1                            | 1                                | 0                             | 0                                | 0                            | 1                               |  |                               |                                  |                                  |                                    |                                  |        |  |
| Benjie Molina, R (1,2)<br>OBP: 0.340, SLG: 0.482   |   | 20 G6-4-3 1B                     |                               |                                  |                              | L8                               |                              | G6-3                             |                               | 4                                | 0                            | 1                                | 0                             | 0                                | 0                            | 1                               |  |                               |                                  |                                  |                                    |                                  |        |  |
| 20 Juan Rivera, R (1,7)<br>OBP: 0.307, SLG: 0.438<br>6 Maicer Izturis, S (9, PR)<br>OBP: 0.313, SLG: 0.360 | G6-4-3  |                                  |                               |                                  |                              | 1B BB                            |                              | K                                | FC4-6 BB                      | 2                                | 1                            | 0                                | 0                             | 2                                | 1                            | 2                               |  |                               |                                  |                                  |                                    |                                  |        |  |
| Casey Kotchman, L (1,10)<br>OBP: 0.333, SLG: 0.487<br>Jeff DaVanon, S (9, PR)<br>OBP: 0.355, SLG: 0.311    |   |                                  |                               |                                  |                              | K                                |                              | FC1-6 BB                         | FC4-6                         | 3                                | 0                            | 0                                | 0                             | 1                                | 2                            | 2                               |  |                               |                                  |                                  |                                    |                                  |        |  |
| Steve Finley, L (1,8)<br>OBP: 0.274, SLG: 0.370  |   |                                  |                               |                                  |                              | K                                |                              | FC1-6 9 BB                       | F9                            | 4                                | 1                            | 1                                | 0                             | 0                                | 1                            | 2                               |  |                               |                                  |                                  |                                    |                                  |        |  |
| Adam Kennedy, L (1,4)<br>OBP: 0.388, SLG: 0.408  |   |                                  |                               | G3                               |                              | 9 BB 1B                          |                              | K                                | G4-3                          | 4                                | 0                            | 1                                | 1                             | 0                                | 1                            | 2                               |  |                               |                                  |                                  |                                    |                                  |        |  |
|  |   |                                  |                               |                                  |                              | 9 BB 1B                          |                              |                                  |                               |                                  |                              |                                  |                               |                                  |                              |                                 |  |                               |                                  |                                  |                                    |                                  |        |  |
| <b>Inning Stats</b>  | R: 0<br>E: 0<br>K: 1<br>S: 6                          | H: 0<br>LOB: 0<br>BB: 0<br>P: 10 | R: 1<br>E: 0<br>K: 1<br>S: 11 | H: 2<br>LOB: 0<br>BB: 0<br>P: 14 | R: 0<br>E: 0<br>K: 1<br>S: 7 | H: 0<br>LOB: 0<br>BB: 0<br>P: 10 | R: 0<br>E: 0<br>K: 0<br>S: 8 | H: 0<br>LOB: 0<br>BB: 0<br>P: 11 | R: 2<br>E: 0<br>K: 1<br>S: 13 | H: 3<br>LOB: 2<br>BB: 1<br>P: 22 | R: 0<br>E: 0<br>K: 1<br>S: 7 | H: 1<br>LOB: 1<br>BB: 0<br>P: 11 | R: 0<br>E: 0<br>K: 1<br>S: 10 | H: 0<br>LOB: 2<br>BB: 2<br>P: 21 | R: 0<br>E: 0<br>K: 0<br>S: 3 | H: 0<br>LOB: 0<br>BB: 0<br>P: 6 |  | R: 0<br>E: 0<br>K: 0<br>S: 14 | H: 0<br>LOB: 1<br>BB: 1<br>P: 21 | 1B: 6<br>2B: 0<br>3B: 0<br>HR: 0 | SF: 0<br>SAC: 0<br>DP: 1<br>HBP: 0 | WP: 0<br>PB: 0<br>SB: 0<br>CS: 0 | PA: 36 |  |
| <b>PITCHER</b>   | IP WLS BF H R ER SO BB IBB HBP BLK WP HR S P ERA WHIP |                                  |                               |                                  |                              |                                  |                              |                                  |                               |                                  |                              |                                  |                               |                                  |                              |                                 |  |                               |                                  |                                  |                                    |                                  |        |  |
| 37 Scott Downs, L (1,1)<br>ERA: 4.89   | 6.2   | 28                               | 6                             | 3                                | 3                            | 6                                | 3                            | 0                                | 0                             | 0                                | 0                            | 0                                | 0                             | 0                                | 61                           | 98                              | 4.05   | 1.350                         |                                  |                                  |                                    |                                  |        |  |
| 22 Brandon League, R (7,1)<br>ERA: 6.35  | 1.1   | W                                | 4                             | 0                                | 0                            | 0                                | 0                            | 0                                | 0                             | 0                                | 0                            | 0                                | 0                             | 4                                | 7                            | 0.00                            | 0.000  |                               |                                  |                                  |                                    |                                  |        |  |
| Miguel Batista, R (9,1)<br>ERA: 3.05   | 1.0   | S                                | 4                             | 0                                | 0                            | 0                                | 1                            | 0                                | 0                             | 0                                | 0                            | 0                                | 0                             | 14                               | 21                           | 0.00                            | 1.000  |                               |                                  |                                  |                                    |                                  |        |  |



| Batter  | 1   | 2                                | 3                             | 4                                | 5                            | 6                                | 7                            | 8                                | 9                             | AB                               | R                            | H                                | RBI                           | BB                               | SO                            | LOB                              | TOP  |                                 |                                  |                                    |                                  |        |
|---|---|----------------------------------|-------------------------------|----------------------------------|------------------------------|----------------------------------|------------------------------|----------------------------------|-------------------------------|----------------------------------|------------------------------|----------------------------------|-------------------------------|----------------------------------|-------------------------------|----------------------------------|--|---------------------------------|----------------------------------|------------------------------------|----------------------------------|--------|
| 3 Reed Johnson, R<br>OBP: 0.339, SLG: 0.447   |   |                                  |                               |                                  |                              |                                  |                              |                                  |                               | 4                                | 1                            | 2                                | 0                             | 0                                | 1                             | 0                                | <b>Toronto Blue Jays @ Los Angeles Angels</b><br>Angel Stadium of Anaheim, Anaheim, CA<br>Wed Aug 17 2005, 7:05 PM PDT<br>Att. 43,026 - Clear - 75 F |                                 |                                  |                                    |                                  |        |
| Orlando Hudson, S<br>OBP: 0.319, SLG: 0.422   |   |                                  |                               |                                  |                              |                                  |                              |                                  |                               | 5                                | 1                            | 2                                | 1                             | 0                                | 0                             | 2                                |  |                                 |                                  |                                    |                                  |        |
| 10 Vernon Wells, R<br>OBP: 0.329, SLG: 0.493  |   |                                  |                               |                                  |                              |                                  |                              |                                  |                               | 4                                | 0                            | 1                                | 1                             | 1                                | 1                             | 2                                |  |                                 |                                  |                                    |                                  |        |
| Shea Hillenbrand, R<br>OBP: 0.360, SLG: 0.475 |   |                                  |                               |                                  |                              |                                  |                              |                                  |                               | 4                                | 1                            | 2                                | 1                             | 0                                | 0                             | 3                                |  |                                 |                                  |                                    |                                  |        |
| 2 Aaron Hill, R<br>OBP: 0.355, SLG: 0.422     |   |                                  |                               |                                  |                              |                                  |                              |                                  |                               | 1                                | 0                            | 0                                | 0                             | 0                                | 0                             | 1                                |  |                                 |                                  |                                    |                                  |        |
| 8 Russ Adams, L<br>OBP: 0.349, SLG: 0.434     |   |                                  |                               |                                  |                              |                                  |                              |                                  |                               | 3                                | 0                            | 3                                | 1                             | 0                                | 0                             | 0                                |  |                                 |                                  |                                    |                                  |        |
| 9 Gregg Zaun, S<br>OBP: 0.386, SLG: 0.389     |   |                                  |                               |                                  |                              |                                  |                              |                                  |                               | 4                                | 0                            | 0                                | 0                             | 0                                | 1                             | 2                                |  |                                 |                                  |                                    |                                  |        |
| 47 Corey Koskie, L<br>OBP: 0.319, SLG: 0.399  |   |                                  |                               |                                  |                              |                                  |                              |                                  |                               | 3                                | 0                            | 0                                | 0                             | 1                                | 1                             | 0                                |  |                                 |                                  |                                    |                                  |        |
| Frank Menechino, R<br>OBP: 0.377, SLG: 0.351  |   |                                  |                               |                                  |                              |                                  |                              |                                  |                               | 1                                | 0                            | 0                                | 0                             | 2                                | 1                             | 0                                |  |                                 |                                  |                                    |                                  |        |
| Eric Hinske, L<br>OBP: 0.331, SLG: 0.408      |   |                                  |                               |                                  |                              |                                  |                              |                                  |                               | 1                                | 0                            | 0                                | 0                             | 0                                | 0                             | 2                                |  |                                 |                                  |                                    |                                  |        |
| 15 Alex Rios, R<br>OBP: 0.327, SLG: 0.423     |   |                                  |                               |                                  |                              |                                  |                              |                                  |                               | 4                                | 1                            | 1                                | 0                             | 0                                | 0                             | 2                                |  |                                 |                                  |                                    |                                  |        |
| <b>Inning Stats</b>                           | R: 1<br>E: 0<br>K: 1<br>S: 14                           | H: 2<br>LOB: 1<br>BB: 0<br>P: 21 | R: 0<br>E: 0<br>K: 1<br>S: 10 | H: 0<br>LOB: 1<br>BB: 1<br>P: 21 | R: 0<br>E: 0<br>K: 0<br>S: 6 | H: 1<br>LOB: 1<br>BB: 1<br>P: 11 | R: 0<br>E: 0<br>K: 0<br>S: 7 | H: 1<br>LOB: 0<br>BB: 0<br>P: 13 | R: 2<br>E: 0<br>K: 2<br>S: 15 | H: 4<br>LOB: 2<br>BB: 1<br>P: 22 | R: 0<br>E: 0<br>K: 2<br>S: 9 | H: 0<br>LOB: 0<br>BB: 0<br>P: 12 | R: 0<br>E: 0<br>K: 0<br>S: 12 | H: 0<br>LOB: 0<br>BB: 0<br>P: 19 | R: 1<br>E: 0<br>K: 1<br>S: 12 | H: 2<br>LOB: 2<br>BB: 1<br>P: 23 | R: 0<br>E: 0<br>K: 0<br>S: 4   | H: 1<br>LOB: 1<br>BB: 0<br>P: 8 | 1B: 9<br>2B: 2<br>3B: 0<br>HR: 0 | SF: 0<br>SAC: 1<br>DP: 2<br>HBP: 0 | WP: 0<br>PB: 0<br>SB: 0<br>CS: 0 | PA: 39 |
| <b>PITCHER</b>                                | IP WLS BF H R ER SO BB IBB HBP BLK WP HR S P ERA WHIP   |                                  |                               |                                  |                              |                                  |                              |                                  |                               |                                  |                              |                                  |                               |                                  |                               |                                  |  |                                 |                                  |                                    |                                  |        |
| Jarrod Washburn, L<br>ERA: 3.38               | (1, 1) 6.0 L 26 8 3 3 4 3 0 0 0 0 0 0 61 100 4.50 1.833 |                                  |                               |                                  |                              |                                  |                              |                                  |                               |                                  |                              |                                  |                               |                                  |                               |                                  |  |                                 |                                  |                                    |                                  |        |
| Joel Peralta, R<br>ERA: 4.13                  | (7, 1) 1.1 6 2 1 1 1 0 0 0 0 0 0 20 31 6.75 1.500       |                                  |                               |                                  |                              |                                  |                              |                                  |                               |                                  |                              |                                  |                               |                                  |                               |                                  |  |                                 |                                  |                                    |                                  |        |
| Esteban Yan, R<br>ERA: 3.81                   | (8, 1) 1.2 7 1 0 0 0 1 0 0 0 0 0 8 19 0.00 1.200        |                                  |                               |                                  |                              |                                  |                              |                                  |                               |                                  |                              |                                  |                               |                                  |                               |                                  |  |                                 |                                  |                                    |                                  |        |

| Batter  | 1   | 2                                | 3                             | 4                                | 5                             | 6                                | 7                            | 8                               | 9                             | AB                               | R                            | H                               | RBI                           | BB                               | SO                           | LOB                              | BOTTOM   |                                  |                                    |                                  |
|---|---|----------------------------------|-------------------------------|----------------------------------|-------------------------------|----------------------------------|------------------------------|---------------------------------|-------------------------------|----------------------------------|------------------------------|---------------------------------|-------------------------------|----------------------------------|------------------------------|----------------------------------|--|----------------------------------|------------------------------------|----------------------------------|
| 9 Chone Figgins, S<br>OBP: 0.341, SLG: 0.400      |   |                                  |                               |                                  |                               |                                  |                              |                                 |                               | 4                                | 1                            | 2                               | 0                             | 0                                | 0                            | 0                                | <b>Toronto Blue Jays @ Los Angeles Angels</b><br>Angel Stadium of Anaheim, Anaheim, CA<br>Wed Aug 17 2005, 7:05 PM PDT<br>Att. 43,026 - Clear - 75 F |                                  |                                    |                                  |
| Orlando Cabrera, R<br>OBP: 0.305, SLG: 0.350      |   |                                  |                               |                                  |                               |                                  |                              |                                 |                               | 4                                | 0                            | 2                               | 1                             | 0                                | 0                            | 2                                |  |                                  |                                    |                                  |
| Darin Erstad, L<br>OBP: 0.341, SLG: 0.378         |   |                                  |                               |                                  |                               |                                  |                              |                                 |                               | 4                                | 0                            | 1                               | 0                             | 0                                | 0                            | 1                                |  |                                  |                                    |                                  |
| 27 Vladimir Guerrero, R<br>OBP: 0.386, SLG: 0.589 |   |                                  |                               |                                  |                               |                                  |                              |                                 |                               | 4                                | 0                            | 1                               | 0                             | 0                                | 0                            | 2                                |  |                                  |                                    |                                  |
| Bengie Molina, R<br>OBP: 0.342, SLG: 0.479        |   |                                  |                               |                                  |                               |                                  |                              |                                 |                               | 2                                | 0                            | 0                               | 0                             | 1                                | 0                            | 4                                |  |                                  |                                    |                                  |
| Casey Kotchman, L<br>OBP: 0.327, SLG: 0.465       |   |                                  |                               |                                  |                               |                                  |                              |                                 |                               | 4                                | 0                            | 1                               | 0                             | 0                                | 0                            | 5                                |  |                                  |                                    |                                  |
| 6 Maicer Izturis, S<br>OBP: 0.305, SLG: 0.351     |   |                                  |                               |                                  |                               |                                  |                              |                                 |                               | 4                                | 0                            | 0                               | 0                             | 0                                | 1                            | 3                                |  |                                  |                                    |                                  |
| Steve Finley, L<br>OBP: 0.271, SLG: 0.366         |   |                                  |                               |                                  |                               |                                  |                              |                                 |                               | 4                                | 0                            | 0                               | 0                             | 0                                | 0                            | 2                                |  |                                  |                                    |                                  |
| Adam Kennedy, L<br>OBP: 0.387, SLG: 0.405         |   |                                  |                               |                                  |                               |                                  |                              |                                 |                               | 4                                | 0                            | 1                               | 0                             | 0                                | 0                            | 2                                |  |                                  |                                    |                                  |
| <b>Inning Stats</b>                               | R: 1<br>E: 0<br>K: 0<br>S: 8                          | H: 2<br>LOB: 0<br>BB: 0<br>P: 11 | R: 0<br>E: 0<br>K: 0<br>S: 10 | H: 1<br>LOB: 2<br>BB: 1<br>P: 17 | R: 0<br>E: 0<br>K: 0<br>S: 11 | H: 0<br>LOB: 0<br>BB: 0<br>P: 14 | R: 0<br>E: 0<br>K: 0<br>S: 6 | H: 0<br>LOB: 1<br>BB: 0<br>P: 8 | R: 0<br>E: 0<br>K: 0<br>S: 11 | H: 3<br>LOB: 2<br>BB: 0<br>P: 14 | R: 0<br>E: 0<br>K: 1<br>S: 9 | H: 2<br>LOB: 2<br>BB: 0<br>P: 9 | R: 0<br>E: 1<br>K: 0<br>S: 12 | H: 0<br>LOB: 1<br>BB: 0<br>P: 16 | R: 0<br>E: 0<br>K: 0<br>S: 7 | H: 0<br>LOB: 0<br>BB: 0<br>P: 12 |  | 1B: 8<br>2B: 0<br>3B: 0<br>HR: 0 | SF: 0<br>SAC: 0<br>DP: 2<br>HBP: 1 | WP: 0<br>PB: 0<br>SB: 1<br>CS: 0 |
| <b>PITCHER</b>                                    | IP WLS BF H R ER SO BB IBB HBP BLK WP HR S P ERA WHIP |                                  |                               |                                  |                               |                                  |                              |                                 |                               |                                  |                              |                                 |                               |                                  |                              |                                  |  |                                  |                                    |                                  |
| Josh Towers, R<br>ERA: 4.12                       | (1, 1) 6.2 W 27 7 1 0 1 1 1 0 0 0 0 59 80 1.35 1.200  |                                  |                               |                                  |                               |                                  |                              |                                 |                               |                                  |                              |                                 |                               |                                  |                              |                                  |  |                                  |                                    |                                  |
| Scott Schoeneweis, L<br>ERA: 4.14                 | (7, 1) 0.0 1 1 0 0 0 0 0 0 0 0 0 1 1 - - -            |                                  |                               |                                  |                               |                                  |                              |                                 |                               |                                  |                              |                                 |                               |                                  |                              |                                  |  |                                  |                                    |                                  |
| Justin Speier, R<br>ERA: 2.1                      | (7, 1) 1.1 H 5 0 0 0 0 0 0 0 0 0 0 13 17 0.00 0.000   |                                  |                               |                                  |                               |                                  |                              |                                 |                               |                                  |                              |                                 |                               |                                  |                              |                                  |  |                                  |                                    |                                  |
| Miguel Batista, R<br>ERA: 3.0                     | (9, 1) 1.0 S 3 0 0 0 0 0 0 0 0 0 0 7 12 0.00 0.000    |                                  |                               |                                  |                               |                                  |                              |                                 |                               |                                  |                              |                                 |                               |                                  |                              |                                  |  |                                  |                                    |                                  |



| Batter  | 1                            | 2                                | 3                            | 4                                | 5                             | 6                                | 7                             | 8                                | 9                             | AB                               | R                             | H                                | RBI                          | BB                               | SO                            | LOB                              | TOP  |                                  |                                  |                                    |                                  |        |  |  |  |  |
|---|------------------------------|----------------------------------|------------------------------|----------------------------------|-------------------------------|----------------------------------|-------------------------------|----------------------------------|-------------------------------|----------------------------------|-------------------------------|----------------------------------|------------------------------|----------------------------------|-------------------------------|----------------------------------|--|----------------------------------|----------------------------------|------------------------------------|----------------------------------|--------|--|--|--|--|
| 8 Russ Adams, L<br>OBP: 0.347, SLG: 0.431   |                              |                                  | G3                           |                                  | K                             |                                  | G4-3                          |                                  | G3-1                          | 5                                | 0                             | 1                                | 0                            | 0                                | 2                             | 4                                | <p><b>Toronto Blue Jays @ Detroit Tigers</b><br/>Comerica Park, Detroit, MI<br/>Fri Aug 19 2005, 7:05 PM EDT<br/>Att: 32,769 - Partly Cloudy - 84 F</p> <p>livebaseballscorecards.com</p> <p>AB 36<br/>R 5<br/>H 12<br/>RBI 5<br/>BB 2<br/>SO 6<br/>LOB 18</p> |                                  |                                  |                                    |                                  |        |  |  |  |  |
| 3 Reed Johnson, R<br>OBP: 0.338, SLG: 0.444<br>Frank Catalanotto, L<br>OBP: 0.333, SLG: 0.423 | G5-3                         |                                  | L6                           |                                  | K                             |                                  | FC5-4                         |                                  | G3-1                          | 4                                | 0                             | 1                                | 0                            | 0                                | 1                             | 4                                |  |                                  |                                  |                                    |                                  |        |  |  |  |  |
| 10 Vernon Wells, R<br>OBP: 0.329, SLG: 0.499  | K                            |                                  |                              |                                  | HR                            |                                  | FC5-4                         |                                  | G6-3                          | 5                                | 2                             | 2                                | 3                            | 0                                | 1                             | 3                                |  |                                  |                                  |                                    |                                  |        |  |  |  |  |
| Shea Hillenbrand, R<br>OBP: 0.359, SLG: 0.475   |                              | P6                               |                              |                                  | G4-3                          |                                  |                               |                                  | G6-3                          | 4                                | 0                             | 1                                | 0                            | 0                                | 0                             | 0                                |  |                                  |                                  |                                    |                                  |        |  |  |  |  |
| 2 Aaron Hill, R<br>OBP: 0.351, SLG: 0.417<br>Eric Hinske, L<br>OBP: 0.333, SLG: 0.418         | K                            |                                  |                              |                                  |                               |                                  | K                             |                                  | HR                            | 3                                | 0                             | 0                                | 0                            | 0                                | 2                             | 2                                |  |                                  |                                  |                                    |                                  |        |  |  |  |  |
| 9 Gregg Zaun, S<br>OBP: 0.387, SLG: 0.390   | CS                           |                                  |                              |                                  | SF9                           |                                  |                               |                                  | G4-3                          | 2                                | 0                             | 1                                | 1                            | 1                                | 0                             | 0                                |  |                                  |                                  |                                    |                                  |        |  |  |  |  |
| 47 Corey Koskie, L<br>OBP: 0.317, SLG: 0.396  | CS                           |                                  |                              |                                  | P6                            |                                  | F7                            |                                  | F8                            | 4                                | 0                             | 1                                | 0                            | 0                                | 0                             | 2                                |  |                                  |                                  |                                    |                                  |        |  |  |  |  |
| 15 Alex Rios, R<br>OBP: 0.329, SLG: 0.424   |                              |                                  |                              |                                  | G3                            |                                  | L9                            |                                  | P6                            | 4                                | 1                             | 2                                | 0                            | 0                                | 0                             | 1                                |  |                                  |                                  |                                    |                                  |        |  |  |  |  |
| Orlando Hudson, S<br>OBP: 0.321, SLG: 0.424<br>Frank Menechino, R<br>OBP: 0.351, SLG: 0.351   |                              |                                  |                              |                                  | G3                            |                                  | G6-3                          |                                  | G3-1                          | 3                                | 1                             | 2                                | 0                            | 0                                | 0                             | 0                                |  |                                  |                                  |                                    |                                  |        |  |  |  |  |
|   |                              |                                  |                              |                                  | G3                            |                                  | G6-3                          |                                  | G3-1                          | 0                                | 0                             | 0                                | 0                            | 1                                | 0                             | 0                                |  |                                  |                                  |                                    |                                  |        |  |  |  |  |
| <b>Inning Stats</b>   | R: 0<br>E: 0<br>K: 2<br>S: 9 | H: 0<br>LOB: 0<br>BB: 0<br>P: 12 | R: 0<br>E: 0<br>K: 1<br>S: 7 | H: 3<br>LOB: 2<br>BB: 1<br>P: 15 | R: 0<br>E: 0<br>K: 1<br>S: 10 | H: 3<br>LOB: 2<br>BB: 0<br>P: 14 | R: 1<br>E: 0<br>K: 0<br>S: 13 | H: 2<br>LOB: 1<br>BB: 0<br>P: 20 | R: 3<br>E: 0<br>K: 1<br>S: 18 | H: 3<br>LOB: 0<br>BB: 0<br>P: 27 | R: 0<br>E: 0<br>K: 1<br>S: 11 | H: 1<br>LOB: 1<br>BB: 0<br>P: 18 | R: 0<br>E: 0<br>K: 0<br>S: 7 | H: 1<br>LOB: 1<br>BB: 0<br>P: 11 | R: 1<br>E: 0<br>K: 0<br>S: 14 | H: 1<br>LOB: 0<br>BB: 0<br>P: 22 | R: 0<br>E: 0<br>K: 0<br>S: 9   | H: 1<br>LOB: 2<br>BB: 1<br>P: 19 | 1B: 9<br>2B: 1<br>3B: 0<br>HR: 2 | SF: 1<br>SAC: 0<br>DP: 0<br>HBP: 0 | WP: 0<br>PB: 0<br>SB: 0<br>CS: 1 | PA: 40 |  |  |  |  |
| <b>PITCHER</b>  | IP                           | WLS                              | BF                           | H                                | R                             | ER                               | SO                            | BB                               | IBB                           | HBP                              | BLK                           | WP                               | HR                           | S                                | P                             | ERA                              | WHIP   |                                  |                                  |                                    |                                  |        |  |  |  |  |
| Mike Maroth, L<br>ERA: 4.64   | (1, 1)                       | 6.2                              | W                            | 29                               | 10                            | 4                                | 4                             | 6                                | 1                             | 0                                | 0                             | 0                                | 0                            | 1                                | 74                            | 116                              | 5.40   | 1.650                            |                                  |                                    |                                  |        |  |  |  |  |
| Chris Spurling, R<br>ERA: 3.71  | (7, 1)                       | 1.1                              |                              | 5                                | 1                             | 1                                | 1                             | 0                                | 0                             | 0                                | 0                             | 0                                | 0                            | 1                                | 15                            | 23                               | 6.75   | 0.750                            |                                  |                                    |                                  |        |  |  |  |  |
| 43 Roman Colon, R<br>ERA: 5.65  | (9, 1)                       | 0.1                              |                              | 3                                | 1                             | 0                                | 0                             | 0                                | 1                             | 0                                | 0                             | 0                                | 0                            | 0                                | 5                             | 12                               | 0.00   | 6.000                            |                                  |                                    |                                  |        |  |  |  |  |
| Jamie Walker, L<br>ERA: 3.43  | (9, 1)                       | 0.1                              | H                            | 1                                | 0                             | 0                                | 0                             | 0                                | 0                             | 0                                | 0                             | 0                                | 0                            | 2                                | 3                             | 0.00                             | 0.000  |                                  |                                  |                                    |                                  |        |  |  |  |  |
| Craig Dingman, R<br>ERA: 2.93   | (9, 1)                       | 0.1                              | S                            | 1                                | 0                             | 0                                | 0                             | 0                                | 0                             | 0                                | 0                             | 0                                | 0                            | 2                                | 4                             | 0.00                             | 0.000  |                                  |                                  |                                    |                                  |        |  |  |  |  |

| Batter   | 1                            | 2                                | 3                             | 4                                | 5                             | 6                                | 7                             | 8                                | 9                             | AB                               | R                            | H                                | RBI                          | BB                               | SO                           | LOB                              | BOTTOM   |                                    |                                  |        |  |  |  |  |  |  |
|--|------------------------------|----------------------------------|-------------------------------|----------------------------------|-------------------------------|----------------------------------|-------------------------------|----------------------------------|-------------------------------|----------------------------------|------------------------------|----------------------------------|------------------------------|----------------------------------|------------------------------|----------------------------------|--|------------------------------------|----------------------------------|--------|--|--|--|--|--|--|
| 14 Placido Polanco, R<br>OBP: 0.392, SLG: 0.430                                      | G5-3                         |                                  | E2                            |                                  | HR                            |                                  |                               |                                  |                               | 5                                | 2                            | 3                                | 1                            | 0                                | 0                            | 0                                | <p><b>Toronto Blue Jays @ Detroit Tigers</b><br/>Comerica Park, Detroit, MI<br/>Fri Aug 19 2005, 7:05 PM EDT<br/>Att: 32,769 - Partly Cloudy - 84 F</p> <p>livebaseballscorecards.com</p> <p>AB 37<br/>R 9<br/>H 12<br/>RBI 9<br/>BB 2<br/>SO 5<br/>LOB 11</p> |                                    |                                  |        |  |  |  |  |  |  |
| 31 Chris Shelton, R<br>OBP: 0.398, SLG: 0.555  | K                            |                                  | BB                            |                                  | HR                            |                                  | F9                            |                                  | F8                            | 4                                | 2                            | 1                                | 2                            | 1                                | 1                            | 3                                |  |                                    |                                  |        |  |  |  |  |  |  |
| Ivan Rodriguez, R<br>OBP: 0.298, SLG: 0.458  | G4-3                         |                                  | K                             |                                  | HR                            |                                  | L9                            |                                  | F8                            | 5                                | 1                            | 1                                | 1                            | 0                                | 1                            | 3                                |  |                                    |                                  |        |  |  |  |  |  |  |
| Dmitri Young, S<br>OBP: 0.323, SLG: 0.480<br>Nook Logan, S<br>OBP: 0.308, SLG: 0.341 |                              | HR                               | BB                            |                                  | F7                            |                                  | K                             |                                  |                               | 4                                | 1                            | 2                                | 2                            | 0                                | 1                            | 0                                |  |                                    |                                  |        |  |  |  |  |  |  |
| Craig Monroe, R<br>OBP: 0.331, SLG: 0.440  | G5-3                         |                                  | F9                            |                                  |                               |                                  | G6-3                          |                                  | P4                            | 4                                | 0                            | 0                                | 0                            | 0                                | 0                            | 2                                |  |                                    |                                  |        |  |  |  |  |  |  |
| Carlos Pena, L<br>OBP: 0.318, SLG: 0.344   |                              | HR                               | BB                            |                                  | HR                            |                                  | G1-3                          |                                  |                               | 4                                | 2                            | 3                                | 3                            | 0                                | 0                            | 0                                |  |                                    |                                  |        |  |  |  |  |  |  |
| 15 Brandon Inge, R<br>OBP: 0.339, SLG: 0.493   | K                            |                                  | L6                            |                                  |                               |                                  | G6-3                          |                                  | G5-3                          | 4                                | 0                            | 0                                | 0                            | 0                                | 1                            | 2                                |  |                                    |                                  |        |  |  |  |  |  |  |
| John McDonald, R<br>OBP: 0.357, SLG: 0.353   |                              |                                  |                               |                                  | G1-3                          |                                  | BB                            |                                  | G4-3                          | 3                                | 1                            | 1                                | 0                            | 1                                | 0                            | 0                                |  |                                    |                                  |        |  |  |  |  |  |  |
| 28 Curtis Granderson, L<br>OBP: 0.294, SLG: 0.576                                    | G3                           |                                  |                               |                                  | G4-3                          |                                  |                               |                                  | K                             | 4                                | 0                            | 1                                | 0                            | 0                                | 1                            | 1                                |  |                                    |                                  |        |  |  |  |  |  |  |
|  |                              |                                  |                               |                                  | G4-3                          |                                  |                               |                                  |                               | 1B                               |                              |                                  |                              |                                  |                              |                                  |  |                                    |                                  |        |  |  |  |  |  |  |
| <b>Inning Stats</b>  | R: 0<br>E: 0<br>K: 1<br>S: 6 | H: 3<br>LOB: 0<br>BB: 0<br>P: 10 | R: 2<br>E: 0<br>K: 1<br>S: 11 | H: 3<br>LOB: 1<br>BB: 0<br>P: 15 | R: 2<br>E: 1<br>K: 1<br>S: 12 | H: 2<br>LOB: 2<br>BB: 1<br>P: 23 | R: 3<br>E: 0<br>K: 0<br>S: 15 | H: 3<br>LOB: 0<br>BB: 0<br>P: 25 | R: 2<br>E: 0<br>K: 0<br>S: 16 | H: 3<br>LOB: 2<br>BB: 1<br>P: 27 | R: 0<br>E: 0<br>K: 1<br>S: 8 | H: 0<br>LOB: 0<br>BB: 0<br>P: 10 | R: 0<br>E: 0<br>K: 0<br>S: 7 | H: 0<br>LOB: 0<br>BB: 0<br>P: 10 | R: 0<br>E: 0<br>K: 1<br>S: 9 | H: 1<br>LOB: 1<br>BB: 0<br>P: 13 | 1B: 6<br>2B: 0<br>3B: 1<br>HR: 5   | SF: 0<br>SAC: 0<br>DP: 0<br>HBP: 0 | WP: 0<br>PB: 0<br>SB: 0<br>CS: 0 | PA: 39 |  |  |  |  |  |  |
| <b>PITCHER</b>   | IP                           | WLS                              | BF                            | H                                | R                             | ER                               | SO                            | BB                               | IBB                           | HBP                              | BLK                          | WP                               | HR                           | S                                | P                            | ERA                              | WHIP   |                                    |                                  |        |  |  |  |  |  |  |
| Dave Bush, R<br>ERA: 4.65  | (1, 1)                       | 2.2                              | L                             | 15                               | 5                             | 4                                | 2                             | 3                                | 1                             | 0                                | 0                            | 0                                | 0                            | 0                                | 28                           | 44                               | 6.75   | 2.250                              |                                  |        |  |  |  |  |  |  |
| 22 Brandon League, R<br>ERA: 7.97  | (3, 1)                       | 2.0                              |                               | 12                               | 5                             | 5                                | 5                             | 0                                | 1                             | 0                                | 0                            | 0                                | 0                            | 3                                | 24                           | 44                               | 22.50  | 3.000                              |                                  |        |  |  |  |  |  |  |
| Pete Walker, R<br>ERA: 2.66  | (5, 1)                       | 2.1                              |                               | 8                                | 1                             | 0                                | 0                             | 1                                | 0                             | 0                                | 0                            | 0                                | 0                            | 23                               | 32                           | 0.00                             | 0.429  |                                    |                                  |        |  |  |  |  |  |  |
| Scott Schoeneweis, L<br>ERA: 4.04  | (8, 1)                       | 1.0                              |                               | 4                                | 1                             | 0                                | 0                             | 1                                | 0                             | 0                                | 0                            | 0                                | 0                            | 9                                | 13                           | 0.00                             | 1.000  |                                    |                                  |        |  |  |  |  |  |  |



| Batter   | 1                             | 2                                | 3                            | 4                                | 5                            | 6                                 | 7                            | 8                                | 9                             | 10                               | 11                           | 12                               | 13                            | AB                               | R                             | H                                | RBI                           | BB                               | SO                           | LOB                              | TOP                          |                                 |                                  |                                    |                                   |        |  |
|--|-------------------------------|----------------------------------|------------------------------|----------------------------------|------------------------------|-----------------------------------|------------------------------|----------------------------------|-------------------------------|----------------------------------|------------------------------|----------------------------------|-------------------------------|----------------------------------|-------------------------------|----------------------------------|-------------------------------|----------------------------------|------------------------------|----------------------------------|------------------------------|---------------------------------|----------------------------------|------------------------------------|-----------------------------------|--------|--|
| 8 Russ Adams, L<br>OBP: 0.345, SLG: 0.433      |                               |                                  |                              |                                  |                              |                                   |                              |                                  |                               |                                  |                              |                                  |                               | 5                                | 1                             | 2                                | 0                             | 1                                | 0                            | 1                                |                              |                                 |                                  |                                    |                                   |        |  |
| Frank Catalanotto, L<br>OBP: 0.326, SLG: 0.423 |                               |                                  |                              |                                  |                              |                                   |                              |                                  |                               |                                  |                              |                                  |                               | 2                                | 0                             | 1                                | 1                             | 1                                | 0                            | 0                                |                              |                                 |                                  |                                    |                                   |        |  |
| 3 Reed Johnson, R<br>OBP: 0.337, SLG: 0.443    |                               |                                  |                              |                                  |                              |                                   |                              |                                  |                               |                                  |                              |                                  |                               | 1                                | 0                             | 0                                | 0                             | 0                                | 0                            | 1                                |                              |                                 |                                  |                                    |                                   |        |  |
| 10 Vernon Wells, R<br>OBP: 0.326, SLG: 0.494   |                               |                                  |                              |                                  |                              |                                   |                              |                                  |                               |                                  |                              |                                  |                               | 5                                | 0                             | 0                                | 1                             | 0                                | 0                            | 3                                |                              |                                 |                                  |                                    |                                   |        |  |
| Shea Hillenbrand, R<br>OBP: 0.356, SLG: 0.470  |                               |                                  |                              |                                  |                              |                                   |                              |                                  |                               |                                  |                              |                                  |                               | 5                                | 0                             | 0                                | 0                             | 0                                | 1                            | 2                                |                              |                                 |                                  |                                    |                                   |        |  |
| 47 Corey Koskie, L<br>OBP: 0.311, SLG: 0.388   |                               |                                  |                              |                                  |                              |                                   |                              |                                  |                               |                                  |                              |                                  |                               | 5                                | 0                             | 0                                | 0                             | 0                                | 1                            | 1                                |                              |                                 |                                  |                                    |                                   |        |  |
| 9 Gregg Zaun, S<br>OBP: 0.365, SLG: 0.387      |                               |                                  |                              |                                  |                              |                                   |                              |                                  |                               |                                  |                              |                                  |                               | 5                                | 0                             | 1                                | 0                             | 0                                | 0                            | 0                                |                              |                                 |                                  |                                    |                                   |        |  |
| 15 Alex Rios, R<br>OBP: 0.325, SLG: 0.418      |                               |                                  |                              |                                  |                              |                                   |                              |                                  |                               |                                  |                              |                                  |                               | 5                                | 0                             | 0                                | 0                             | 0                                | 1                            | 1                                |                              |                                 |                                  |                                    |                                   |        |  |
| Eric Hinske, L<br>OBP: 0.333, SLG: 0.416       |                               |                                  |                              |                                  |                              |                                   |                              |                                  |                               |                                  |                              |                                  |                               | 4                                | 1                             | 1                                | 0                             | 1                                | 1                            | 1                                |                              |                                 |                                  |                                    |                                   |        |  |
| Frank Menechino, R<br>OBP: 0.373, SLG: 0.342   |                               |                                  |                              |                                  |                              |                                   |                              |                                  |                               |                                  |                              |                                  |                               | 3                                | 0                             | 0                                | 0                             | 0                                | 1                            | 3                                |                              |                                 |                                  |                                    |                                   |        |  |
| Orlando Hudson, S<br>OBP: 0.322, SLG: 0.423    |                               |                                  |                              |                                  |                              |                                   |                              |                                  |                               |                                  |                              |                                  |                               | 1                                | 0                             | 0                                | 0                             | 1                                | 0                            | 0                                |                              |                                 |                                  |                                    |                                   |        |  |
| <b>Inning Stats</b>                            | R: 1<br>E: 0<br>K: 0<br>S: 11 | H: 2<br>LOB: 1<br>BB: 0<br>P: 20 | R: 0<br>E: 0<br>K: 1<br>S: 9 | H: 1<br>LOB: 1<br>BB: 0<br>P: 11 | R: 0<br>E: 0<br>K: 0<br>S: 6 | H: 0<br>LOB: 0<br>BB: 13<br>P: 13 | R: 0<br>E: 0<br>K: 0<br>S: 9 | H: 0<br>LOB: 0<br>BB: 0<br>P: 13 | R: 1<br>E: 1<br>K: 0<br>S: 10 | H: 1<br>LOB: 1<br>BB: 1<br>P: 18 | R: 0<br>E: 0<br>K: 0<br>S: 6 | H: 0<br>LOB: 0<br>BB: 0<br>P: 10 | R: 0<br>E: 0<br>K: 0<br>S: 11 | H: 0<br>LOB: 0<br>BB: 0<br>P: 14 | R: 0<br>E: 0<br>K: 2<br>S: 10 | H: 0<br>LOB: 0<br>BB: 0<br>P: 14 | R: 0<br>E: 0<br>K: 0<br>S: 10 | H: 1<br>LOB: 1<br>BB: 0<br>P: 15 | R: 0<br>E: 0<br>K: 0<br>S: 8 | H: 0<br>LOB: 0<br>BB: 0<br>P: 11 | R: 0<br>E: 0<br>K: 0<br>S: 2 | H: 0<br>LOB: 0<br>BB: 1<br>P: 7 | 1B: 4<br>2B: 2<br>3B: 0<br>HR: 0 | SF: 1<br>SAC: 0<br>DP: 3<br>HBP: 0 | W/P: 0<br>PB: 0<br>SB: 0<br>CS: 0 | PA: 46 |  |
| <b>PITCHER</b>                                 | IP                            | WLS                              | BF                           | H                                | R                            | ER                                | SO                           | BB                               | IBB                           | HBP                              | BLK                          | WP                               | HR                            | S                                | P                             | ERA                              | WHIP                          |                                  |                              |                                  |                              |                                 |                                  |                                    |                                   |        |  |
| Jason Johnson, R<br>ERA: 4.09                  | 8.0                           |                                  | 30                           | 4                                | 2                            | 1                                 | 2                            | 3                                | 0                             | 0                                | 0                            | 0                                | 0                             | 0                                | 71                            | 1.12                             | 0.875                         |                                  |                              |                                  |                              |                                 |                                  |                                    |                                   |        |  |
| 56 Fernando Rodney, R<br>ERA: 2.48             | 1.0                           |                                  | 3                            | 0                                | 0                            | 0                                 | 2                            | 0                                | 0                             | 0                                | 0                            | 0                                | 0                             | 10                               | 14                            | 0.00                             | 0.000                         |                                  |                              |                                  |                              |                                 |                                  |                                    |                                   |        |  |
| Craig Dingman, R<br>ERA: 2.6                   | 2.0                           |                                  | 7                            | 1                                | 0                            | 0                                 | 0                            | 0                                | 0                             | 0                                | 0                            | 0                                | 0                             | 19                               | 29                            | 0.00                             | 0.500                         |                                  |                              |                                  |                              |                                 |                                  |                                    |                                   |        |  |
| Vic Darenbourg, L<br>ERA: 3.68                 | 0.2                           |                                  | 2                            | 0                                | 0                            | 0                                 | 0                            | 0                                | 0                             | 0                                | 0                            | 0                                | 0                             | 5                                | 7                             | 0.00                             | 0.000                         |                                  |                              |                                  |                              |                                 |                                  |                                    |                                   |        |  |
| Franklyn German, R<br>ERA: 2.93                | 1.1                           | W                                | 4                            | 0                                | 0                            | 0                                 | 1                            | 1                                | 0                             | 0                                | 0                            | 0                                | 0                             | 5                                | 11                            | 0.00                             | 0.750                         |                                  |                              |                                  |                              |                                 |                                  |                                    |                                   |        |  |

Toronto Blue Jays @ Detroit Tigers  
Comerica Park, Detroit, MI  
Sat Aug 20 2005, 7:05 PM EDT  
Att: 38,073 - Partly Cloudy - 81 F

AB 41  
R 2  
H 5  
RBI 2  
BB 4  
SO 5  
LOB 13



| Batter  | 1                            | 2                               | 3                            | 4                                | 5                            | 6                                | 7                            | 8                                | 9                            | 10                               | 11                            | 12                               | 13                            | AB                               | R                             | H                                | RBI                              | BB                                 | SO                                | LOB    | BOTTOM |  |  |  |  |  |  |
|---|------------------------------|---------------------------------|------------------------------|----------------------------------|------------------------------|----------------------------------|------------------------------|----------------------------------|------------------------------|----------------------------------|-------------------------------|----------------------------------|-------------------------------|----------------------------------|-------------------------------|----------------------------------|----------------------------------|------------------------------------|-----------------------------------|--------|--------|--|--|--|--|--|--|
| 14 Placido Polanco, R<br>OBP: 0.391, SLG: 0.429   |                              |                                 |                              |                                  |                              |                                  |                              |                                  |                              |                                  |                               |                                  |                               | 6                                | 1                             | 2                                | 0                                | 0                                  | 0                                 | 3      |        |  |  |  |  |  |  |
| 31 Chris Shelton, R<br>OBP: 0.393, SLG: 0.544     |                              |                                 |                              |                                  |                              |                                  |                              |                                  |                              |                                  |                               |                                  |                               | 5                                | 0                             | 0                                | 0                                | 1                                  | 2                                 | 1      |        |  |  |  |  |  |  |
| Ivan Rodriguez, R<br>OBP: 0.299, SLG: 0.463       |                              |                                 |                              |                                  |                              |                                  |                              |                                  |                              |                                  |                               |                                  |                               | 6                                | 1                             | 2                                | 1                                | 0                                  | 2                                 | 2      |        |  |  |  |  |  |  |
| 30 Magglio Ordonez, R<br>OBP: 0.365, SLG: 0.474   |                              |                                 |                              |                                  |                              |                                  |                              |                                  |                              |                                  |                               |                                  |                               | 5                                | 0                             | 2                                | 1                                | 1                                  | 0                                 | 1      |        |  |  |  |  |  |  |
| Dmitri Young, S<br>OBP: 0.320, SLG: 0.474         |                              |                                 |                              |                                  |                              |                                  |                              |                                  |                              |                                  |                               |                                  |                               | 5                                | 0                             | 0                                | 0                                | 0                                  | 1                                 | 3      |        |  |  |  |  |  |  |
| Craig Monroe, R<br>OBP: 0.332, SLG: 0.445         |                              |                                 |                              |                                  |                              |                                  |                              |                                  |                              |                                  |                               |                                  |                               | 4                                | 1                             | 1                                | 1                                | 1                                  | 1                                 | 0      |        |  |  |  |  |  |  |
| 15 Brandon Inge, R<br>OBP: 0.340, SLG: 0.405      |                              |                                 |                              |                                  |                              |                                  |                              |                                  |                              |                                  |                               |                                  |                               | 5                                | 0                             | 2                                | 0                                | 0                                  | 1                                 | 1      |        |  |  |  |  |  |  |
| John McDonald, R<br>OBP: 0.351, SLG: 0.347        |                              |                                 |                              |                                  |                              |                                  |                              |                                  |                              |                                  |                               |                                  |                               | 2                                | 0                             | 0                                | 0                                | 0                                  | 0                                 | 1      |        |  |  |  |  |  |  |
| Carlos Pena, L<br>OBP: 0.316, SLG: 0.341          |                              |                                 |                              |                                  |                              |                                  |                              |                                  |                              |                                  |                               |                                  |                               | 1                                | 0                             | 0                                | 0                                | 0                                  | 0                                 | 0      |        |  |  |  |  |  |  |
| 20 Omar Infante, R<br>OBP: 0.270, SLG: 0.393      |                              |                                 |                              |                                  |                              |                                  |                              |                                  |                              |                                  |                               |                                  |                               | 2                                | 0                             | 1                                | 0                                | 0                                  | 0                                 | 1      |        |  |  |  |  |  |  |
| Nook Logan, S<br>OBP: 0.306, SLG: 0.339           |                              |                                 |                              |                                  |                              |                                  |                              |                                  |                              |                                  |                               |                                  |                               | 2                                | 0                             | 0                                | 0                                | 0                                  | 0                                 | 0      |        |  |  |  |  |  |  |
| 28 Curtis Granderson, L<br>OBP: 0.324, SLG: 0.571 |                              |                                 |                              |                                  |                              |                                  |                              |                                  |                              |                                  |                               |                                  |                               | 2                                | 0                             | 1                                | 0                                | 1                                  | 1                                 | 1      |        |  |  |  |  |  |  |
| <b>Inning Stats</b>                               | R: 1<br>E: 0<br>K: 1<br>S: 7 | H: 1<br>LOB: 0<br>BB: 0<br>P: 9 | R: 0<br>E: 0<br>K: 0<br>S: 9 | H: 0<br>LOB: 0<br>BB: 0<br>P: 12 | R: 0<br>E: 0<br>K: 0<br>S: 7 | H: 1<br>LOB: 1<br>BB: 0<br>P: 10 | R: 0<br>E: 0<br>K: 1<br>S: 9 | H: 1<br>LOB: 0<br>BB: 0<br>P: 14 | R: 0<br>E: 0<br>K: 0<br>S: 8 | H: 0<br>LOB: 0<br>BB: 0<br>P: 12 | R: 0<br>E: 0<br>K: 0<br>S: 10 | H: 1<br>LOB: 1<br>BB: 1<br>P: 17 | R: 0<br>E: 0<br>K: 2<br>S: 13 | H: 1<br>LOB: 1<br>BB: 0<br>P: 22 | R: 1<br>E: 0<br>K: 0<br>S: 13 | H: 2<br>LOB: 2<br>BB: 1<br>P: 21 | 1B: 7<br>2B: 2<br>3B: 0<br>HR: 2 | SF: 0<br>SAC: 0<br>DP: 3<br>HBP: 0 | W/P: 0<br>PB: 0<br>SB: 0<br>CS: 0 | PA: 49 |        |  |  |  |  |  |  |
| <b>PITCHER</b>                                    | IP                           | WLS                             | BF                           | H                                | R                            | ER                               | SO                           | BB                               | IBB                          | HBP                              | BLK                           | WP                               | HR                            | S                                | P                             | ERA                              | WHIP                             |                                    |                                   |        |        |  |  |  |  |  |  |
| 39 Gustavo Chacin, L<br>ERA: 3.4                  | 7.0                          |                                 | 25                           | 5                                | 2                            | 2                                | 2                            | 1                                | 0                            | 0                                | 0                             | 0                                | 0                             | 12                               | 19                            | 0.00                             | 1.200                            |                                    |                                   |        |        |  |  |  |  |  |  |
| Vinnie Chulk, R<br>ERA: 3.12                      | 1.2                          |                                 | 6                            | 2                                | 0                            | 0                                | 0                            | 0                                | 0                            | 0                                | 0                             | 0                                | 0                             | 13                               | 22                            | 0.00                             | 1.500                            |                                    |                                   |        |        |  |  |  |  |  |  |
| Justin Speier, R<br>ERA: 2.08                     | 1.1                          |                                 | 6                            | 1                                | 0                            | 0                                | 1                            | 1                                | 0                            | 0                                | 0                             | 0                                | 0                             | 28                               | 48                            | 0.00                             | 1.200                            |                                    |                                   |        |        |  |  |  |  |  |  |
| 54 Jason Frasor, R<br>ERA: 3.86                   | 1.2                          |                                 | 7                            | 1                                | 0                            | 0                                | 4                            | 1                                | 0                            | 0                                | 0                             | 0                                | 0                             | 16                               | 24                            | 13.50                            | 4.500                            |                                    |                                   |        |        |  |  |  |  |  |  |
| Miguel Batista, R<br>ERA: 3.12                    | 0.2                          | L                               | 5                            | 2                                | 1                            | 1                                | 1                            | 1                                | 0                            | 0                                | 0                             | 0                                | 0                             | 16                               | 24                            | 13.50                            | 4.500                            |                                    |                                   |        |        |  |  |  |  |  |  |

Toronto Blue Jays @ Detroit Tigers  
Comerica Park, Detroit, MI  
Sat Aug 20 2005, 7:05 PM EDT  
Att: 38,073 - Partly Cloudy - 81 F

AB 45  
R 3  
H 11  
RBI 3  
BB 4  
SO 8  
LOB 14





| Batter   | 1   | 2                                | 3                             | 4                                | 5                             | 6                                | 7                            | 8                                | 9                            | AB R H RBI BB SO LOB             | TOP   |                                  |   |                                  |                              |                                 |                              |                                  |                                  |                                    |                                  |        |
|--|---|----------------------------------|-------------------------------|----------------------------------|-------------------------------|----------------------------------|------------------------------|----------------------------------|------------------------------|----------------------------------|---|----------------------------------|---|----------------------------------|------------------------------|---------------------------------|------------------------------|----------------------------------|----------------------------------|------------------------------------|----------------------------------|--------|
| 8 Russ Adams, L (1,6)<br>OBP: 0.347, SLG: 0.433      | F8  |                                  | F8                            |                                  |                               | F7                               | 2B                           |                                  | F8                           | 5 0 1 1 0 0 1                    | <b>Toronto Blue Jays @ Detroit Tigers</b><br>Comerica Park, Detroit, MI<br>Sun Aug 21 2005, 1:05 PM EDT<br>Att: 36,818 - Partly Cloudy - 82 F |                                  |   |                                  |                              |                                 |                              |                                  |                                  |                                    |                                  |        |
| Frank Catalanotto, L (1,7)<br>OBP: 0.355, SLG: 0.622 | G6-3  |                                  |                               | 10 FC5-4<br>BB                   |                               | 1B                               | SF7                          |                                  | F7                           | 3 0 1 1 1 0 0                    |   |                                  |   |                                  |                              |                                 |                              |                                  |                                  |                                    |                                  |        |
| 10 Vernon Wells, R (1,8)<br>OBP: 0.325, SLG: 0.491   |   |                                  |                               | 1-2 FC5-4<br>BB                  |                               |                                  |                              |                                  |                              | 2 0 0 0 0 1 1                    |   |                                  |   |                                  |                              |                                 |                              |                                  |                                  |                                    |                                  |        |
| 3 Reed Johnson, R (6,PH)<br>OBP: 0.338, SLG: 0.442   | K   |                                  |                               | 1-2 FC5-4<br>BB                  |                               | K                                |                              |                                  |                              | 1 0 0 0 1 1 1                    |   |                                  |   |                                  |                              |                                 |                              |                                  |                                  |                                    |                                  |        |
| Shea Hillenbrand, R (1,10)<br>OBP: 0.354, SLG: 0.468 |   | 0-2 L6                           |                               |                                  |                               |                                  |                              |                                  |                              | 2 0 0 0 0 0 1                    |   |                                  |   |                                  |                              |                                 |                              |                                  |                                  |                                    |                                  |        |
| Frank Mancinich, R (7,PH)<br>OBP: 0.369, SLG: 0.536  |   |                                  |                               | 1-2 G4-3                         |                               |                                  |                              |                                  |                              | 2 0 0 0 0 1 2                    |   |                                  |   |                                  |                              |                                 |                              |                                  |                                  |                                    |                                  |        |
| 47 Corey Koskie, L (1,5)<br>OBP: 0.310, SLG: 0.398   | G3-1  |                                  |                               |                                  | 3-2 P6                        |                                  | HR                           |                                  | G3-1                         | 4 1 1 1 0 0 0                    |   |                                  |   |                                  |                              |                                 |                              |                                  |                                  |                                    |                                  |        |
| 2 Aaron Hill, R (1,4)<br>OBP: 0.350, SLG: 0.415      | F8  |                                  |                               |                                  | 1-0 G5-3                      |                                  | HR                           |                                  | P6                           | 4 1 1 0 0 0 0                    |   |                                  |   |                                  |                              |                                 |                              |                                  |                                  |                                    |                                  |        |
| Eric Hinske, L (1,3)<br>OBP: 0.337, SLG: 0.428       |   |                                  | 15<br>1-3<br>1B               |                                  | 1-0                           |                                  | HR                           |                                  | F8                           | 4 1 3 2 0 0 0                    |   |                                  |   |                                  |                              |                                 |                              |                                  |                                  |                                    |                                  |        |
| 15 Alex Rios, R (1,9)<br>OBP: 0.324, SLG: 0.417      |   |                                  | 1-1 L3                        |                                  | 0-3 K                         |                                  | 1B                           |                                  | L6                           | 4 1 1 0 0 1 2                    |   |                                  |   |                                  |                              |                                 |                              |                                  |                                  |                                    |                                  |        |
| Ken Huckaby, R (1,2)<br>OBP: 0.247, SLG: 0.238       |   |                                  |                               | 2-2                              | 2-2 G1-3                      |                                  | 8<br>2B<br>SF7<br>1B         |                                  | E9                           | 4 2 3 0 0 0 0                    |   |                                  |   |                                  |                              |                                 |                              |                                  |                                  |                                    |                                  |        |
| <b>Inning Stats</b>                                  | R: 0<br>E: 0<br>K: 1<br>S: 11                         | H: 0<br>LOB: 0<br>BB: 0<br>P: 18 | R: 0<br>E: 0<br>K: 0<br>S: 11 | H: 0<br>LOB: 0<br>BB: 0<br>P: 15 | R: 0<br>E: 0<br>K: 0<br>S: 12 | H: 2<br>LOB: 1<br>BB: 0<br>P: 18 | R: 0<br>E: 0<br>K: 0<br>S: 6 | H: 0<br>LOB: 0<br>BB: 1<br>P: 14 | R: 0<br>E: 0<br>K: 1<br>S: 8 | H: 1<br>LOB: 1<br>BB: 0<br>P: 13 | R: 0<br>E: 0<br>K: 1<br>S: 11   | H: 1<br>LOB: 1<br>BB: 0<br>P: 17 | R: 5<br>E: 0<br>K: 1<br>S: 16                         | H: 6<br>LOB: 2<br>BB: 1<br>P: 27 | R: 0<br>E: 0<br>K: 0<br>S: 7 | H: 0<br>LOB: 0<br>BB: 0<br>P: 9 | R: 1<br>E: 1<br>K: 0<br>S: 8 | H: 1<br>LOB: 0<br>BB: 0<br>P: 13 | 1B: 7<br>2B: 3<br>3B: 0<br>HR: 2 | SF: 1<br>SAC: 0<br>DP: 2<br>HBP: 0 | WP: 0<br>PB: 0<br>SB: 0<br>CS: 0 | PA: 38 |
| <b>PITCHER</b>                                       | IP WLS BF H R ER SO BB IBB HBP BLK WP HR S P ERA WHIP |                                  |                               |                                  |                               |                                  |                              |                                  |                              |                                  |   | <b>PITCHER</b>                   | IP WLS BF H R ER SO BB IBB HBP BLK WP HR S P ERA WHIP |                                  |                              |                                 |                              |                                  |                                  |                                    |                                  |        |
| Sean Douglass, R (1,1)<br>ERA: 4.76                  | 6.1 W 26 8 4 4 4 1 0 0 0 0 2 67 106 5.68 1.421        |                                  |                               |                                  |                               |                                  |                              |                                  |                              |                                  |   |                                  |   |                                  |                              |                                 |                              |                                  |                                  |                                    |                                  |        |
| 43 Roman Colon, R (7,1)<br>ERA: 5.75                 | 0.2 5 2 1 1 0 1 0 0 0 0 0 8 16 13.50 4.500            |                                  |                               |                                  |                               |                                  |                              |                                  |                              |                                  |   |                                  |   |                                  |                              |                                 |                              |                                  |                                  |                                    |                                  |        |
| Chris Spurling, R (8,1)<br>ERA: 3.55                 | 2.0 7 1 1 0 0 0 0 0 0 0 0 15 22 0.00 0.500            |                                  |                               |                                  |                               |                                  |                              |                                  |                              |                                  |   |                                  |   |                                  |                              |                                 |                              |                                  |                                  |                                    |                                  |        |

| Batter  | 1   | 2                                | 3                             | 4                                | 5                             | 6                                | 7                            | 8                                | 9                             | AB R H RBI BB SO LOB             | BOTTOM  |                                  |   |                                  |                               |                                  |                                  |                                    |                                  |        |
|---|---|----------------------------------|-------------------------------|----------------------------------|-------------------------------|----------------------------------|------------------------------|----------------------------------|-------------------------------|----------------------------------|---|----------------------------------|---|----------------------------------|-------------------------------|----------------------------------|----------------------------------|------------------------------------|----------------------------------|--------|
| 14 Placido Polanco, R (1,4)<br>OBP: 0.394, SLG: 0.432   | L7  |                                  |                               |                                  |                               | F7                               |                              |                                  | G5-3                          | 2 1 1 1 1 0 0                    | <b>Toronto Blue Jays @ Detroit Tigers</b><br>Comerica Park, Detroit, MI<br>Sun Aug 21 2005, 1:05 PM EDT<br>Att: 36,818 - Partly Cloudy - 82 F |                                  |   |                                  |                               |                                  |                                  |                                    |                                  |        |
| John McDonald, R (6,PH)<br>OBP: 0.346, SLG: 0.342       |   |                                  |                               |                                  | 15<br>1B<br>31<br>SF9<br>2B   |                                  |                              |                                  |                               | 2 0 0 0 0 0 0                    |   |                                  |   |                                  |                               |                                  |                                  |                                    |                                  |        |
| 15 Brandon Inge, R (1,5)<br>OBP: 0.343, SLG: 0.407      |   |                                  |                               |                                  |                               |                                  |                              |                                  |                               | 5 1 3 3 1 0 1                    |   |                                  |   |                                  |                               |                                  |                                  |                                    |                                  |        |
| Dmitri Young, S (1,10)<br>OBP: 0.326, SLG: 0.472        |   |                                  |                               |                                  |                               |                                  |                              |                                  |                               | 2 1 0 0 1 0 3                    |   |                                  |   |                                  |                               |                                  |                                  |                                    |                                  |        |
| 31 Chris Shelton, R (5,PH)<br>OBP: 0.389, SLG: 0.540    |   |                                  |                               |                                  |                               |                                  |                              |                                  |                               | 2 0 0 1 0 0 1                    |   |                                  |   |                                  |                               |                                  |                                  |                                    |                                  |        |
| 30 Magglio Ordonez, R (1,9)<br>OBP: 0.368, SLG: 0.475   |   |                                  |                               |                                  |                               |                                  |                              |                                  |                               | 4 1 2 1 0 1 0                    |   |                                  |   |                                  |                               |                                  |                                  |                                    |                                  |        |
| Nook Logan, S (7,8)<br>OBP: 0.306, SLG: 0.339           |   |                                  |                               |                                  |                               |                                  |                              |                                  |                               | 0 1 0 0 1 0 0                    |   |                                  |   |                                  |                               |                                  |                                  |                                    |                                  |        |
| Carlos Pena, L (1,3)<br>OBP: 0.319, SLG: 0.360          |   |                                  |                               |                                  |                               |                                  |                              |                                  |                               | 4 2 1 3 0 1 3                    |   |                                  |   |                                  |                               |                                  |                                  |                                    |                                  |        |
| Craig Monroe, R (1,7)<br>OBP: 0.335, SLG: 0.456         |   |                                  |                               |                                  |                               |                                  |                              |                                  |                               | 5 3 3 2 0 0 1                    |   |                                  |   |                                  |                               |                                  |                                  |                                    |                                  |        |
| 20 Omar Infante, R (1,6)<br>OBP: 0.272, SLG: 0.397      |   |                                  |                               |                                  |                               |                                  |                              |                                  |                               | 5 2 2 1 0 0 1                    |   |                                  |   |                                  |                               |                                  |                                  |                                    |                                  |        |
| 13 Vance Wilson, R (1,2)<br>OBP: 0.286, SLG: 0.265      |   |                                  |                               |                                  |                               |                                  |                              |                                  |                               | 2 2 1 2 1 0 0                    |   |                                  |   |                                  |                               |                                  |                                  |                                    |                                  |        |
| 28 Curtis Granderson, L (1,8)<br>OBP: 0.333, SLG: 0.625 |   |                                  |                               |                                  |                               |                                  |                              |                                  |                               | 5 3 2 3 0 2 2                    |   |                                  |   |                                  |                               |                                  |                                  |                                    |                                  |        |
| <b>Inning Stats</b>                                     | R: 7<br>E: 1<br>K: 0<br>S: 17                         | H: 6<br>LOB: 2<br>BB: 2<br>P: 36 | R: 2<br>E: 0<br>K: 1<br>S: 10 | H: 1<br>LOB: 0<br>BB: 0<br>P: 17 | R: 0<br>E: 0<br>K: 1<br>S: 11 | H: 0<br>LOB: 1<br>BB: 0<br>P: 18 | R: 0<br>E: 0<br>K: 0<br>S: 7 | H: 0<br>LOB: 0<br>BB: 0<br>P: 11 | R: 3<br>E: 0<br>K: 0<br>S: 15 | H: 4<br>LOB: 2<br>BB: 0<br>P: 23 | R: 3<br>E: 0<br>K: 2<br>S: 11   | H: 2<br>LOB: 1<br>BB: 2<br>P: 24 | R: 2<br>E: 0<br>K: 2<br>S: 13                         | H: 2<br>LOB: 1<br>BB: 1<br>P: 22 | R: 0<br>E: 0<br>K: 0<br>S: 12 | H: 0<br>LOB: 0<br>BB: 0<br>P: 14 | 1B: 8<br>2B: 4<br>3B: 0<br>HR: 3 | SF: 2<br>SAC: 0<br>DP: 0<br>HBP: 3 | WP: 1<br>PB: 0<br>SB: 0<br>CS: 0 | PA: 48 |
| <b>PITCHER</b>  | IP WLS BF H R ER SO BB IBB HBP BLK WP HR S P ERA WHIP |                                  |                               |                                  |                               |                                  |                              |                                  |                               |                                  |   | <b>PITCHER</b>                   | IP WLS BF H R ER SO BB IBB HBP BLK WP HR S P ERA WHIP |                                  |                               |                                  |                                  |                                    |                                  |        |
| 40 Dustin McGowan, R (1,1)<br>ERA: 8.63                 | 4.1 L 28 9 12 10 2 2 0 0 0 0 1 1 16 32 20.25 4.500    |                                  |                               |                                  |                               |                                  |                              |                                  |                               |                                  |   |                                  |   |                                  |                               |                                  |                                  |                                    |                                  |        |
| 22 Brandon League, R (5,1)<br>ERA: 8.72                 | 1.1 10 4 3 3 0 2 0 0 0 0 1 1 16 32 20.25 4.500        |                                  |                               |                                  |                               |                                  |                              |                                  |                               |                                  |   |                                  |   |                                  |                               |                                  |                                  |                                    |                                  |        |
| Dave Bush, R (6,1)<br>ERA: 4.73                         | 2.1 10 2 2 2 2 1 0 0 0 0 0 0 27 38 7.71 1.286         |                                  |                               |                                  |                               |                                  |                              |                                  |                               |                                  |   |                                  |   |                                  |                               |                                  |                                  |                                    |                                  |        |





| Batter  | 1   | 2                                | 3                             | 4                                | 5                            | 6                                | 7                            | 8                                | 9                            | AB                               | R                            | H                                | RBI                              | BB                                 | SO                               | LOB    | TOP   |
|---|---|----------------------------------|-------------------------------|----------------------------------|------------------------------|----------------------------------|------------------------------|----------------------------------|------------------------------|----------------------------------|------------------------------|----------------------------------|----------------------------------|------------------------------------|----------------------------------|--------|---|
| 8 Russ Adams, L<br>OBP: 0.349, SLG: 0.433<br>2 Aaron Hill, R<br>OBP: 0.352, SLG: 0.421        | 4-1<br>47 BB S<br>BB                                  |                                  | 3-2<br>F8                     |                                  | 2-1<br>G4-6-3<br>1B          |                                  |                              | 1-0<br>2B                        |                              | 2                                | 0                            | 1                                | 0                                | 1                                  | 0                                | 0      | Toronto Blue Jays @ New York Yankees<br>Yankee Stadium, Bronx, NY<br>Mon Aug 22 2005, 7:05 PM EDT<br>Att: 50,162 - Partly Cloudy - 84 F |
| Frank Catalanotto, L<br>OBP: 0.355, SLG: 0.420<br>3 Reed Johnson, R<br>OBP: 0.337, SLG: 0.440 | 4-1<br>47 BB<br>BB                                    |                                  | 1-3<br>K                      |                                  | 1-0<br>G4-6-3                |                                  |                              | 1-3<br>K                         |                              | 2                                | 0                            | 0                                | 0                                | 1                                  | 1                                | 2      |   |
| 10 Vernon Wells, R<br>OBP: 0.322, SLG: 0.487  | 0-3<br>K  |                                  | 0-1<br>G4-3                   |                                  |                              |                                  |                              | 1-0<br>P3                        |                              | 4                                | 0                            | 0                                | 0                                | 0                                  | 1                                | 3      |   |
| Shea Hillenbrand, R<br>OBP: 0.353, SLG: 0.468   | 1-1<br>P4   |                                  |                               | 0-1<br>47 G3<br>9 FC4-2<br>2B    |                              |                                  |                              | 0-0<br>G6-3                      |                              | 4                                | 0                            | 1                                | 0                                | 0                                  | 0                                | 3      |   |
| 47 Corey Koskie, L<br>OBP: 0.309, SLG: 0.393  | 4-2<br>BB   |                                  | 3-2<br>G3                     |                                  | 0-1<br>F7                    |                                  |                              | 3-2<br>F7                        |                              | 3                                | 0                            | 0                                | 0                                | 1                                  | 0                                | 1      |   |
| 9 Gregg Zaun, S<br>OBP: 0.381, SLG: 0.382   | 0-2<br>F7   |                                  | 1-2<br>FC4-2                  |                                  |                              |                                  |                              | 0-2<br>G5-3                      |                              | 4                                | 0                            | 0                                | 0                                | 0                                  | 0                                | 4      |   |
| 15 Alex Rios, R<br>OBP: 0.321, SLG: 0.413   |   | 3-2<br>G5-3                      |                               | 3-H<br>F8                        |                              |                                  |                              | 0-0<br>L6                        |                              | 4                                | 0                            | 0                                | 0                                | 0                                  | 1                                | 1      |   |
| Eric Hinske, L<br>OBP: 0.337, SLG: 0.427  |   | 2-3<br>K                         |                               |                                  | 2-0<br>G4-3                  |                                  |                              | 1-0<br>WP<br>1B                  |                              | 3                                | 0                            | 1                                | 0                                | 0                                  | 1                                | 0      |   |
| Orlando Hudson, S<br>OBP: 0.322, SLG: 0.422   |   | 2-3<br>K                         |                               |                                  | 0-0<br>8<br>1B               |                                  |                              | 3-3<br>K                         |                              | 3                                | 0                            | 1                                | 0                                | 0                                  | 2                                | 1      |   |
| <b>Inning Stats</b>   | R: 0<br>E: 0<br>K: 1<br>S: 14                         | H: 0<br>LOB: 3<br>BB: 3<br>P: 27 | R: 0<br>E: 0<br>K: 2<br>S: 12 | H: 0<br>LOB: 0<br>BB: 0<br>P: 19 | R: 0<br>E: 0<br>K: 1<br>S: 8 | H: 1<br>LOB: 1<br>BB: 0<br>P: 14 | R: 0<br>E: 0<br>K: 0<br>S: 5 | H: 2<br>LOB: 1<br>BB: 0<br>P: 10 | R: 0<br>E: 0<br>K: 1<br>S: 7 | H: 1<br>LOB: 1<br>BB: 0<br>P: 10 | R: 0<br>E: 0<br>K: 1<br>S: 9 | H: 0<br>LOB: 0<br>BB: 0<br>P: 15 | 1B: 3<br>2B: 2<br>3B: 0<br>HR: 0 | SF: 0<br>SAC: 0<br>DP: 1<br>HBP: 0 | WP: 1<br>PB: 0<br>SB: 1<br>CS: 0 | PA: 34 |   |
| <b>PITCHER</b>  | IP WLS BF H R ER SO BB IBB HBP BLK WP HR S P ERA WHIP |                                  |                               |                                  |                              |                                  |                              |                                  |                              |                                  |                              |                                  |                                  |                                    |                                  |        |   |
| Jaret Wright, R<br>ERA: 6.0   | 7.0 W 27 4 0 0 5 3 0 0 0 0 1 0 60 99 0.00 1.000       |                                  |                               |                                  |                              |                                  |                              |                                  |                              |                                  |                              |                                  |                                  |                                    |                                  |        |   |
| Alan Embree, L<br>ERA: 7.51   | 0.0 1 1 0 0 0 0 0 0 0 0 0 0 1 2 ∞ ∞                   |                                  |                               |                                  |                              |                                  |                              |                                  |                              |                                  |                              |                                  |                                  |                                    |                                  |        |   |
| Tanyon Sturtze, R<br>ERA: 4.19  | 1.0 3 0 0 0 1 0 0 0 0 0 0 0 6 8 0.00 0.000            |                                  |                               |                                  |                              |                                  |                              |                                  |                              |                                  |                              |                                  |                                  |                                    |                                  |        |   |
| Scott Proctor, R<br>ERA: 4.8  | 1.0 3 0 0 0 1 0 0 0 0 0 0 0 9 15 0.00 0.000           |                                  |                               |                                  |                              |                                  |                              |                                  |                              |                                  |                              |                                  |                                  |                                    |                                  |        |   |

| Batter  | 1   | 2                                | 3                             | 4                                | 5                            | 6                                | 7                             | 8                                | 9                             | AB                               | R                            | H                                | RBI                           | BB                               | SO                            | LOB                              | BOTTOM  |                                    |                                  |        |
|---|---|----------------------------------|-------------------------------|----------------------------------|------------------------------|----------------------------------|-------------------------------|----------------------------------|-------------------------------|----------------------------------|------------------------------|----------------------------------|-------------------------------|----------------------------------|-------------------------------|----------------------------------|---|------------------------------------|----------------------------------|--------|
| Tony Womack, L<br>OBP: 0.272, SLG: 0.276                                      | 1-1<br>G6-3   | 0-2<br>G4-3                      |                               | 1 SAFE<br>2-2<br>F8              |                              |                                  | 1-2<br>HBP<br>55<br>1B        | 1-1<br>13<br>2B                  |                               | 5                                | 2                            | 2                                | 0                             | 0                                | 0                             | 5                                | Toronto Blue Jays @ New York Yankees<br>Yankee Stadium, Bronx, NY<br>Mon Aug 22 2005, 7:05 PM EDT<br>Att: 50,162 - Partly Cloudy - 84 F |                                    |                                  |        |
| Bernie Williams, S<br>OBP: 0.332, SLG: 0.381                                  | 2-1<br>F7   |                                  | 0-0<br>1B                     |                                  | 4-1<br>13<br>55 SF8<br>BB    |                                  | 4-2<br>HBP<br>55<br>BB        | 3-2<br>F8                        |                               | 3                                | 2                            | 1                                | 0                             | 2                                | 0                             | 1                                |   |                                    |                                  |        |
| Gary Sheffield, R<br>OBP: 0.388, SLG: 0.522                                   | 3-2<br>G6-3   |                                  | 1-0<br>P2                     |                                  | 1-0<br>G2-3                  |                                  | 2-0<br>55<br>25<br>1B         | 0-0<br>F7                        |                               | 4                                | 1                            | 0                                | 0                             | 0                                | 0                             | 3                                |   |                                    |                                  |        |
| 13 Alex Rodriguez, R<br>OBP: 0.418, SLG: 0.603                                |   | 3-1<br>55<br>1B<br>20<br>E<br>2B | 2-2<br>F8                     |                                  | 1-1<br>1B                    |                                  | 0-3<br>K                      | 2-2<br>2B                        |                               | 5                                | 1                            | 3                                | 1                             | 0                                | 1                             | 4                                |   |                                    |                                  |        |
| 55 Hideki Matsui, L<br>OBP: 0.361, SLG: 0.489                                 | 1-1<br>HBP<br>20<br>E<br>1B                           | 1-1<br>G3                        |                               | 3-2<br>SF8                       |                              |                                  | 2-0<br>25<br>1B<br>1B         | 1-2<br>G6-3                      |                               | 4                                | 1                            | 2                                | 3                             | 0                                | 0                             | 2                                |   |                                    |                                  |        |
| 20 Jorge Posada, S<br>OBP: 0.342, SLG: 0.413                                  | 0-2<br>E6<br>HBP                                      |                                  |                               | 3-2<br>24<br>FC3-6<br>25<br>1B   |                              |                                  | 1-3<br>2-H<br>3-H<br>1B       | 0-0<br>P4                        |                               | 4                                | 0                            | 1                                | 0                             | 0                                | 0                             | 4                                |   |                                    |                                  |        |
| 25 Jason Giambi, L<br>ERA: 4.53<br>Tino Martinez, L<br>OBP: 0.329, SLG: 0.461 | 2-3<br>K  |                                  |                               | 2-1<br>24<br>FC3-6<br>1B         |                              |                                  | 4-2<br>G5-4-3<br>BB           | 2-2<br>1B                        |                               | 3                                | 0                            | 2                                | 1                             | 1                                | 1                             | 2                                |   |                                    |                                  |        |
| Felix Escalona, R<br>OBP: 0.250, SLG: 0.143                                   | 1-1<br>HBP  |                                  |                               | 1-0<br>B5                        |                              |                                  | 1-2<br>G5-4-3                 | 1-1<br>1B                        |                               | 3                                | 0                            | 1                                | 1                             | 0                                | 0                             | 3                                |   |                                    |                                  |        |
| 24 Robinson Cano, L<br>OBP: 0.301, SLG: 0.413                                 | 1-3<br>K  |                                  |                               | 0-1<br>FC3-6                     |                              |                                  | 0-0<br>G4-3                   | 1-2<br>G3                        |                               | 4                                | 0                            | 0                                | 0                             | 0                                | 1                             | 7                                |   |                                    |                                  |        |
| <b>Inning Stats</b>   | R: 0<br>E: 0<br>K: 0<br>S: 7                          | H: 2<br>LOB: 3<br>BB: 0<br>P: 13 | R: 1<br>E: 1<br>K: 2<br>S: 17 | H: 2<br>LOB: 0<br>BB: 0<br>P: 25 | R: 0<br>E: 0<br>K: 0<br>S: 8 | H: 1<br>LOB: 1<br>BB: 0<br>P: 12 | R: 0<br>E: 0<br>K: 0<br>S: 11 | H: 2<br>LOB: 2<br>BB: 0<br>P: 19 | R: 1<br>E: 0<br>K: 0<br>S: 10 | H: 1<br>LOB: 1<br>BB: 1<br>P: 20 | R: 0<br>E: 0<br>K: 0<br>S: 6 | H: 0<br>LOB: 1<br>BB: 1<br>P: 11 | R: 4<br>E: 0<br>K: 1<br>S: 22 | H: 4<br>LOB: 2<br>BB: 1<br>P: 34 | R: 1<br>E: 0<br>K: 0<br>S: 12 | H: 2<br>LOB: 1<br>BB: 0<br>P: 19 | 1B: 9<br>2B: 3<br>3B: 0<br>HR: 0  | SF: 1<br>SAC: 0<br>DP: 1<br>HBP: 2 | WP: 0<br>PB: 0<br>SB: 1<br>CS: 0 | PA: 41 |
| <b>PITCHER</b>  | IP WLS BF H R ER SO BB IBB HBP BLK WP HR S P ERA WHIP |                                  |                               |                                  |                              |                                  |                               |                                  |                               |                                  |                              |                                  |                               |                                  |                               |                                  |   |                                    |                                  |        |
| 37 Scott Downs, L<br>ERA: 3.12  | 6.0 L 27 6 2 1 2 2 0 1 0 0 0 0 13 21 54.00 1.333      |                                  |                               |                                  |                              |                                  |                               |                                  |                               |                                  |                              |                                  |                               |                                  |                               |                                  |   |                                    |                                  |        |
| Pete Walker, R<br>ERA: 3.12   | 0.2 6 2 4 4 1 1 0 1 0 0 0 0 13 21 54.00 1.333         |                                  |                               |                                  |                              |                                  |                               |                                  |                               |                                  |                              |                                  |                               |                                  |                               |                                  |   |                                    |                                  |        |
| Scott Schoeneweis, L<br>ERA: 4.01   | 0.1 3 2 0 0 0 0 0 0 0 0 0 0 9 13 0.00 6.000           |                                  |                               |                                  |                              |                                  |                               |                                  |                               |                                  |                              |                                  |                               |                                  |                               |                                  |   |                                    |                                  |        |
| Vinnie Chulk, R<br>ERA: 3.22  | 1.0 5 2 1 1 0 0 0 0 0 0 0 0 12 19 9.00 2.000          |                                  |                               |                                  |                              |                                  |                               |                                  |                               |                                  |                              |                                  |                               |                                  |                               |                                  |   |                                    |                                  |        |


|     |    |
|-----|----|
| AB  | 31 |
| R   | 0  |
| H   | 5  |
| RBI | 0  |
| BB  | 3  |
| SO  | 7  |
| LOB | 16 |




|     |    |
|-----|----|
| AB  | 35 |
| R   | 7  |
| H   | 12 |
| RBI | 6  |
| BB  | 3  |
| SO  | 3  |
| LOB | 31 |





| Batter  | 1   | 2                                | 3                            | 4                                | 5                            | 6                                | 7                             | 8                                | 9                            | AB                               | R                            | H                                | RBI                           | BB                               | SO                           | LOB                             | TOP   |                                  |                                    |                                  |
|---|---|----------------------------------|------------------------------|----------------------------------|------------------------------|----------------------------------|-------------------------------|----------------------------------|------------------------------|----------------------------------|------------------------------|----------------------------------|-------------------------------|----------------------------------|------------------------------|---------------------------------|---|----------------------------------|------------------------------------|----------------------------------|
| 8 Russ Adams, L (1.6)   | P6  |                                  | L9                           |                                  |                              |                                  |                               |                                  | G2-3                         | 5                                | 1                            | 1                                | 0                             | 0                                | 1                            | 2                               | <p>Toronto Blue Jays @ New York Yankees<br/>Yankee Stadium, Bronx, NY<br/>Tue Aug 23 2005, 7:05 PM EDT<br/>Att: 50,528 - Cloudy - 82 F</p> <p>livebaseballscorecards.com</p> <p>AB 37<br/>R 4<br/>H 10<br/>RBI 4<br/>BB 2<br/>SO 6<br/>LOB 16</p>  |                                  |                                    |                                  |
| 3 Reed Johnson, R (1.7)   | K   |                                  |                              |                                  |                              |                                  |                               | B3                               | G1-3                         | 5                                | 0                            | 1                                | 1                             | 0                                | 2                            | 2                               |   |                                  |                                    |                                  |
| 10 Vernon Wells, R (1.8)  |   |                                  |                              |                                  |                              |                                  |                               |                                  |                              | 5                                | 1                            | 3                                | 1                             | 0                                | 0                            | 1                               |   |                                  |                                    |                                  |
| Shea Hillenbrand, R (1.3)   | G1-3  |                                  |                              |                                  |                              |                                  |                               |                                  |                              | 4                                | 0                            | 1                                | 1                             | 0                                | 0                            | 1                               |   |                                  |                                    |                                  |
| 2 Aaron Hill, R (1.5)   |   |                                  |                              |                                  |                              |                                  |                               |                                  |                              | 3                                | 1                            | 1                                | 0                             | 1                                | 0                            | 0                               |   |                                  |                                    |                                  |
| 9 Greg Zaun, S (1.2)  |   |                                  |                              |                                  |                              |                                  |                               |                                  |                              | 4                                | 0                            | 2                                | 1                             | 0                                | 2                            | 3                               |   |                                  |                                    |                                  |
| 15 Alex Rios, R (1.9)   |   |                                  |                              |                                  |                              |                                  |                               |                                  |                              | 4                                | 0                            | 0                                | 0                             | 0                                | 0                            | 5                               |   |                                  |                                    |                                  |
| Frank Menechino, R (1.10)<br>Eric Hinske, L (9, PH)<br>Eric Hinske, L (9, PH) |   |                                  |                              |                                  |                              |                                  |                               |                                  |                              | 3                                | 0                            | 0                                | 0                             | 0                                | 0                            | 1                               |   |                                  |                                    |                                  |
| Orlando Hudson, S (1.4)   |   |                                  |                              |                                  |                              |                                  |                               |                                  |                              | 3                                | 1                            | 1                                | 0                             | 1                                | 1                            | 1                               |   |                                  |                                    |                                  |
| Inning Stats  | R: 0<br>E: 0<br>K: 1<br>S: 13                         | H: 1<br>LOB: 1<br>BB: 0<br>P: 21 | R: 0<br>E: 0<br>K: 1<br>S: 7 | H: 0<br>LOB: 0<br>BB: 0<br>P: 10 | R: 0<br>E: 0<br>K: 0<br>S: 5 | H: 0<br>LOB: 0<br>BB: 0<br>P: 12 | R: 2<br>E: 0<br>K: 0<br>S: 13 | H: 3<br>LOB: 1<br>BB: 0<br>P: 24 | R: 0<br>E: 0<br>K: 0<br>S: 7 | H: 0<br>LOB: 1<br>BB: 1<br>P: 22 | R: 0<br>E: 0<br>K: 1<br>S: 9 | H: 1<br>LOB: 1<br>BB: 0<br>P: 17 | R: 1<br>E: 0<br>K: 1<br>S: 14 | H: 3<br>LOB: 3<br>BB: 1<br>P: 23 | R: 1<br>E: 0<br>K: 0<br>S: 8 | H: 2<br>LOB: 1<br>BB: 0<br>P: 9 |   | 1B: 7<br>2B: 2<br>3B: 0<br>HR: 1 | SF: 0<br>SAC: 0<br>DP: 0<br>HBP: 0 | WP: 0<br>PB: 0<br>SB: 0<br>CS: 0 |
| PITCHER   | IP WLS BF H R ER SO BB IBB HBP BLK WP HR S P ERA WHIP |                                  |                              |                                  |                              |                                  |                               |                                  |                              |                                  |                              |                                  |                               |                                  |                              |                                 |   |                                  |                                    |                                  |
| Al Leiter, L (1.1)  | 7.0   | 28                               | 6                            | 3                                | 3                            | 5                                | 1                             | 0                                | 0                            | 0                                | 0                            | 0                                | 0                             | 0                                | 1                            | 69                              | 121   | 3.86                             | 1.000                              |                                  |
| Tanyon Sturtze, R (8.1)   | 1.0   | 6                                | 2                            | 0                                | 0                            | 1                                | 1                             | 0                                | 0                            | 0                                | 0                            | 0                                | 0                             | 0                                | 0                            | 12                              | 20  | 0.00                             | 3.000                              |                                  |
| 42 Mariano Rivera, R (9.1)  | 1.0   | W                                | 5                            | 2                                | 1                            | 1                                | 0                             | 0                                | 0                            | 0                                | 0                            | 0                                | 0                             | 0                                | 8                            | 9                               | 9.00  | 2.000                            |                                    |                                  |

| Batter  | 1   | 2                                | 3                            | 4                                | 5                            | 6                               | 7                            | 8                               | 9                            | AB                               | R                            | H                               | RBI                          | BB                               | SO                            | LOB                              | BOTTOM   |                               |                                  |                                  |                                    |                                  |
|---|---|----------------------------------|------------------------------|----------------------------------|------------------------------|---------------------------------|------------------------------|---------------------------------|------------------------------|----------------------------------|------------------------------|---------------------------------|------------------------------|----------------------------------|-------------------------------|----------------------------------|--|-------------------------------|----------------------------------|----------------------------------|------------------------------------|----------------------------------|
| 2 Derek Jeter, R (1.6)  |   |                                  | K                            |                                  |                              |                                 |                              |                                 |                              | 4                                | 0                            | 2                               | 0                            | 1                                | 2                             | 2                                | <p>Toronto Blue Jays @ New York Yankees<br/>Yankee Stadium, Bronx, NY<br/>Tue Aug 23 2005, 7:05 PM EDT<br/>Att: 50,528 - Cloudy - 82 F</p> <p>livebaseballscorecards.com</p> <p>AB 31<br/>R 5<br/>H 9<br/>RBI 5<br/>BB 4<br/>SO 6<br/>LOB 11</p>  |                               |                                  |                                  |                                    |                                  |
| Bernie Williams, S (1.8)<br>Felix Escalona, R (9.3)                       |   |                                  |                              |                                  |                              |                                 |                              |                                 |                              | 3                                | 0                            | 1                               | 2                            | 0                                | 1                             | 1                                |  |                               |                                  |                                  |                                    |                                  |
| Gary Sheffield, R (1.9)   |   |                                  |                              |                                  |                              |                                 |                              |                                 |                              | 4                                | 0                            | 0                               | 0                            | 0                                | 0                             | 4                                |  |                               |                                  |                                  |                                    |                                  |
| 13 Alex Rodriguez, R (1.5)  |   |                                  |                              |                                  |                              |                                 |                              |                                 |                              | 4                                | 0                            | 0                               | 0                            | 0                                | 1                             | 3                                |  |                               |                                  |                                  |                                    |                                  |
| 55 Hideki Matsui, L (1.7)   |   |                                  |                              |                                  |                              |                                 |                              |                                 |                              | 4                                | 2                            | 2                               | 1                            | 0                                | 0                             | 0                                |  |                               |                                  |                                  |                                    |                                  |
| 25 Jason Giambi, L (1.10)   |   |                                  |                              |                                  |                              |                                 |                              |                                 |                              | 4                                | 0                            | 1                               | 0                            | 0                                | 1                             | 0                                |  |                               |                                  |                                  |                                    |                                  |
| 20 Jorge Posada, S (1.2)  |   |                                  |                              |                                  |                              |                                 |                              |                                 |                              | 2                                | 1                            | 0                               | 1                            | 1                                | 0                             | 0                                |  |                               |                                  |                                  |                                    |                                  |
| Tino Martinez, L (1.3)<br>Tony Womack, L (8, PR)<br>Tony Womack, L (9, 8) |   |                                  |                              |                                  |                              |                                 |                              |                                 |                              | 2                                | 1                            | 1                               | 0                            | 1                                | 0                             | 0                                |  |                               |                                  |                                  |                                    |                                  |
| 24 Robinson Cano, L (1.4)   |   |                                  |                              |                                  |                              |                                 |                              |                                 |                              | 2                                | 0                            | 1                               | 0                            | 1                                | 0                             | 0                                |  |                               |                                  |                                  |                                    |                                  |
| Inning Stats  | R: 0<br>E: 0<br>K: 1<br>S: 9                          | H: 1<br>LOB: 1<br>BB: 0<br>P: 13 | R: 0<br>E: 0<br>K: 1<br>S: 8 | H: 0<br>LOB: 0<br>BB: 0<br>P: 12 | R: 0<br>E: 0<br>K: 1<br>S: 7 | H: 0<br>LOB: 0<br>BB: 0<br>P: 9 | R: 0<br>E: 0<br>K: 0<br>S: 5 | H: 0<br>LOB: 0<br>BB: 0<br>P: 7 | R: 0<br>E: 0<br>K: 0<br>S: 8 | H: 0<br>LOB: 0<br>BB: 0<br>P: 10 | R: 1<br>E: 0<br>K: 0<br>S: 5 | H: 3<br>LOB: 1<br>BB: 0<br>P: 6 | R: 1<br>E: 0<br>K: 0<br>S: 8 | H: 2<br>LOB: 1<br>BB: 0<br>P: 14 | R: 1<br>E: 1<br>K: 2<br>S: 17 | H: 1<br>LOB: 2<br>BB: 1<br>P: 31 |  | R: 2<br>E: 0<br>K: 1<br>S: 16 | H: 2<br>LOB: 3<br>BB: 3<br>P: 33 | 1B: 8<br>2B: 0<br>3B: 0<br>HR: 1 | SF: 2<br>SAC: 1<br>DP: 1<br>HBP: 0 | WP: 0<br>PB: 0<br>SB: 0<br>CS: 0 |
| PITCHER   | IP WLS BF H R ER SO BB IBB HBP BLK WP HR S P ERA WHIP |                                  |                              |                                  |                              |                                 |                              |                                 |                              |                                  |                              |                                 |                              |                                  |                               |                                  |  |                               |                                  |                                  |                                    |                                  |
| Josh Towers, R (1.1)  | 7.0   | 25                               | 6                            | 2                                | 2                            | 3                               | 0                            | 0                               | 0                            | 0                                | 0                            | 0                               | 0                            | 0                                | 4                             | 11                               | 27.00  | 3.000                         |                                  |                                  |                                    |                                  |
| Scott Schoeneweis, L (8.1)  | 0.1   | H                                | 2                            | 0                                | 1                            | 1                               | 0                            | 0                               | 0                            | 0                                | 0                            | 0                               | 0                            | 0                                | 13                            | 20                               | 0.00   | 1.500                         |                                  |                                  |                                    |                                  |
| Justin Speier, R (8.1)  | 0.2   | B                                | 4                            | 1                                | 0                            | 0                               | 2                            | 0                               | 0                            | 0                                | 0                            | 0                               | 0                            | 1                                | 16                            | 33                               | 27.00  | 6.000                         |                                  |                                  |                                    |                                  |
| Miguel Batista, R (9.1)   | 0.2   | L                                | 7                            | 2                                | 2                            | 2                               | 1                            | 2                               | 1                            | 0                                | 0                            | 0                               | 0                            | 1                                | 16                            | 33                               | 27.00  | 6.000                         |                                  |                                  |                                    |                                  |



| Batter  | 1                            | 2                               | 3                             | 4                                | 5                             | 6                                | 7                            | 8                               | 9                             | AB                               | R                             | H                                | RBI                          | BB                               | SO                           | LOB                              | TOP   |                                  |                                  |                                    |                                  |        |     |    |   |   |    |    |    |     |     |     |    |    |   |   |     |      |
|---|------------------------------|---------------------------------|-------------------------------|----------------------------------|-------------------------------|----------------------------------|------------------------------|---------------------------------|-------------------------------|----------------------------------|-------------------------------|----------------------------------|------------------------------|----------------------------------|------------------------------|----------------------------------|---|----------------------------------|----------------------------------|------------------------------------|----------------------------------|--------|-----|----|---|---|----|----|----|-----|-----|-----|----|----|---|---|-----|------|
| 8 Russ Adams, L (1, 6)<br>OBP: 0.348, SLG: 0.431      | F9                           |                                 |                               | P4                               | 1B<br>10 HR                   |                                  |                              | F7                              |                               | 4                                | 1                             | 1                                | 2                            | 1                                | 0                            | 1                                | Toronto Blue Jays @ New York Yankees<br>Yankee Stadium, Bronx, NY<br>Wed Aug 24 2005, 7:05 PM EDT<br>Att: 54,705 - Clear - 76 F |                                  |                                  |                                    |                                  |        |     |    |   |   |    |    |    |     |     |     |    |    |   |   |     |      |
| Frank Catalanotto, L (1, 7)<br>OBP: 0.356, SLG: 0.424 |                              |                                 |                               | F7                               |                               |                                  |                              | F8                              |                               | 4                                | 1                             | 2                                | 1                            | 0                                | 0                            | 2                                |   |                                  |                                  |                                    |                                  |        |     |    |   |   |    |    |    |     |     |     |    |    |   |   |     |      |
| 15 Alex Rios, R (8, 9)<br>OBP: 0.317, SLG: 0.407      | L4                           |                                 |                               |                                  | 1B<br>10 HR                   |                                  |                              |                                 |                               | 1                                | 0                             | 0                                | 0                            | 0                                | 0                            | 0                                |   |                                  |                                  |                                    |                                  |        |     |    |   |   |    |    |    |     |     |     |    |    |   |   |     |      |
| 10 Vernon Wells, R (1, 8)<br>OBP: 0.326, SLG: 0.500   |                              |                                 |                               | F8                               |                               |                                  |                              |                                 |                               | 5                                | 1                             | 2                                | 3                            | 0                                | 0                            | 3                                |   |                                  |                                  |                                    |                                  |        |     |    |   |   |    |    |    |     |     |     |    |    |   |   |     |      |
| Shea Hillenbrand, R (1, 3)                            |                              |                                 |                               |                                  | HR                            |                                  |                              |                                 |                               | 5                                | 1                             | 1                                | 0                            | 0                                | 3                            | 1                                |   |                                  |                                  |                                    |                                  |        |     |    |   |   |    |    |    |     |     |     |    |    |   |   |     |      |
| 47 Corey Koskie, L (1, 5)<br>OBP: 0.319, SLG: 0.397   |                              |                                 |                               | F7                               |                               |                                  |                              |                                 |                               | 3                                | 1                             | 2                                | 1                            | 2                                | 0                            | 0                                |   |                                  |                                  |                                    |                                  |        |     |    |   |   |    |    |    |     |     |     |    |    |   |   |     |      |
| 9 Gregg Zaun, S (1, 2)<br>OBP: 0.380, SLG: 0.384      |                              |                                 |                               |                                  |                               |                                  |                              |                                 |                               | 5                                | 1                             | 1                                | 0                            | 0                                | 1                            | 4                                |   |                                  |                                  |                                    |                                  |        |     |    |   |   |    |    |    |     |     |     |    |    |   |   |     |      |
| 3 Reed Johnson, R (1, 9)<br>OBP: 0.334, SLG: 0.434    |                              |                                 |                               | G5-3                             |                               |                                  |                              |                                 |                               | 4                                | 1                             | 1                                | 0                            | 0                                | 0                            | 1                                |   |                                  |                                  |                                    |                                  |        |     |    |   |   |    |    |    |     |     |     |    |    |   |   |     |      |
| Eric Hinske, L (1, 10)<br>OBP: 0.340, SLG: 0.433      |                              |                                 |                               |                                  |                               |                                  |                              |                                 |                               | 3                                | 1                             | 2                                | 1                            | 0                                | 1                            | 0                                |   |                                  |                                  |                                    |                                  |        |     |    |   |   |    |    |    |     |     |     |    |    |   |   |     |      |
| Orlando Hudson, S (1, 4)<br>OBP: 0.323, SLG: 0.418    |                              |                                 |                               | F8                               |                               |                                  |                              |                                 |                               | 3                                | 1                             | 0                                | 1                            | 1                                | 0                            | 2                                |   |                                  |                                  |                                    |                                  |        |     |    |   |   |    |    |    |     |     |     |    |    |   |   |     |      |
| <b>Inning Stats</b>                                   | R: 0<br>E: 0<br>K: 0<br>S: 7 | H: 1<br>LOB: 0<br>BB: 0<br>P: 9 | R: 0<br>E: 0<br>K: 2<br>S: 12 | H: 0<br>LOB: 0<br>BB: 0<br>P: 16 | R: 0<br>E: 0<br>K: 1<br>S: 10 | H: 0<br>LOB: 0<br>BB: 0<br>P: 16 | R: 0<br>E: 0<br>K: 0<br>S: 5 | H: 0<br>LOB: 0<br>BB: 0<br>P: 7 | R: 9<br>E: 0<br>K: 1<br>S: 28 | H: 7<br>LOB: 2<br>BB: 2<br>P: 50 | R: 0<br>E: 0<br>K: 1<br>S: 10 | H: 1<br>LOB: 2<br>BB: 1<br>P: 21 | R: 0<br>E: 0<br>K: 1<br>S: 8 | H: 0<br>LOB: 1<br>BB: 1<br>P: 14 | R: 0<br>E: 0<br>K: 0<br>S: 8 | H: 1<br>LOB: 1<br>BB: 0<br>P: 10 | R: 0<br>E: 0<br>K: 0<br>S: 13   | H: 2<br>LOB: 2<br>BB: 0<br>P: 21 | 1B: 7<br>2B: 5<br>3B: 1<br>HR: 1 | SF: 0<br>SAC: 0<br>DP: 2<br>HBP: 1 | WP: 0<br>PB: 0<br>SB: 0<br>CS: 0 | PA: 42 |     |    |   |   |    |    |    |     |     |     |    |    |   |   |     |      |
| <b>PITCHER</b>  | IP                           | WLS                             | BF                            | H                                | R                             | ER                               | SO                           | BB                              | IBB                           | HBP                              | BLK                           | WP                               | HR                           | S                                | P                            | ERA                              | WHIP  | <b>PITCHER</b>                   |                                  |                                    |                                  | IP     | WLS | BF | H | R | ER | SO | BB | IBB | HBP | BLK | WP | HR | S | P | ERA | WHIP |
| 35 Mike Mussina, R (1, 1)<br>ERA: 4.21                | 4.1                          | L                               | 21                            | 6                                | 8                             | 8                                | 4                            | 2                               | 0                             | 1                                | 0                             | 0                                | 0                            | 1                                | 52                           | 81                               | 16.61   | 1.846                            |                                  |                                    |                                  |        |     |    |   |   |    |    |    |     |     |     |    |    |   |   |     |      |
| Felix Rodriguez, R (5, 1)<br>ERA: 4.56                | 1.2                          |                                 | 9                             | 3                                | 1                             | 1                                | 0                            | 1                               | 0                             | 0                                | 0                             | 0                                | 0                            | 0                                | 20                           | 38                               | 5.40  | 2.400                            |                                  |                                    |                                  |        |     |    |   |   |    |    |    |     |     |     |    |    |   |   |     |      |
| Scott Proctor, R (7, 1)<br>ERA: 4.5                   | 2.0                          |                                 | 7                             | 1                                | 0                             | 0                                | 1                            | 1                               | 0                             | 0                                | 0                             | 0                                | 0                            | 0                                | 16                           | 24                               | 0.00  | 1.000                            |                                  |                                    |                                  |        |     |    |   |   |    |    |    |     |     |     |    |    |   |   |     |      |
| Alan Embree, L (9, 1)<br>ERA: 7.35                    | 1.0                          |                                 | 5                             | 2                                | 0                             | 0                                | 0                            | 0                               | 0                             | 0                                | 0                             | 0                                | 0                            | 0                                | 13                           | 21                               | 0.00  | 2.000                            |                                  |                                    |                                  |        |     |    |   |   |    |    |    |     |     |     |    |    |   |   |     |      |

|     |    |
|-----|----|
| AB  | 37 |
| R   | 9  |
| H   | 12 |
| RBI | 9  |
| BB  | 4  |
| SO  | 5  |
| LOB | 14 |





| Batter  | 1                             | 2                                | 3                            | 4                                | 5                             | 6                                | 7                             | 8                                | 9                             | AB                               | R                             | H                                | RBI                           | BB                               | SO                           | LOB                             | BOTTOM  |                                  |                                   |                                    |                                  |        |     |    |   |   |    |    |    |     |     |     |    |    |   |   |     |      |  |
|---|-------------------------------|----------------------------------|------------------------------|----------------------------------|-------------------------------|----------------------------------|-------------------------------|----------------------------------|-------------------------------|----------------------------------|-------------------------------|----------------------------------|-------------------------------|----------------------------------|------------------------------|---------------------------------|---|----------------------------------|-----------------------------------|------------------------------------|----------------------------------|--------|-----|----|---|---|----|----|----|-----|-----|-----|----|----|---|---|-----|------|--|
| 2 Derek Jeter, R (1, 6)<br>OBP: 0.385, SLG: 0.446     |                               |                                  |                              |                                  |                               |                                  |                               |                                  |                               | 4                                | 1                             | 2                                | 0                             | 1                                | 2                            | 2                               | Toronto Blue Jays @ New York Yankees<br>Yankee Stadium, Bronx, NY<br>Wed Aug 24 2005, 7:05 PM EDT<br>Att: 54,705 - Clear - 76 F |                                  |                                   |                                    |                                  |        |     |    |   |   |    |    |    |     |     |     |    |    |   |   |     |      |  |
| 55 Hideki Matsui, L (1, 7)<br>OBP: 0.366, SLG: 0.500  |                               |                                  |                              |                                  |                               |                                  |                               |                                  |                               | 4                                | 0                             | 3                                | 2                             | 1                                | 0                            | 1                               |   |                                  |                                   |                                    |                                  |        |     |    |   |   |    |    |    |     |     |     |    |    |   |   |     |      |  |
| Gary Sheffield, R (1, 9)<br>OBP: 0.383, SLG: 0.514    |                               |                                  |                              |                                  |                               |                                  |                               |                                  |                               | 3                                | 0                             | 0                                | 0                             | 0                                | 1                            | 5                               |   |                                  |                                   |                                    |                                  |        |     |    |   |   |    |    |    |     |     |     |    |    |   |   |     |      |  |
| Bubba Crosby, L (7, 9)<br>OBP: 0.267, SLG: 0.214      |                               |                                  |                              |                                  |                               |                                  |                               |                                  |                               | 2                                | 1                             | 2                                | 0                             | 0                                | 0                            | 0                               |   |                                  |                                   |                                    |                                  |        |     |    |   |   |    |    |    |     |     |     |    |    |   |   |     |      |  |
| 13 Alex Rodriguez, R (1, 5)<br>OBP: 0.414, SLG: 0.599 |                               |                                  |                              |                                  |                               |                                  |                               |                                  |                               | 3                                | 0                             | 1                                | 0                             | 0                                | 2                            | 1                               |   |                                  |                                   |                                    |                                  |        |     |    |   |   |    |    |    |     |     |     |    |    |   |   |     |      |  |
| Felix Escobedo, R (7, 5)<br>OBP: 0.300, SLG: 0.222    |                               |                                  |                              |                                  |                               |                                  |                               |                                  |                               | 1                                | 0                             | 0                                | 0                             | 0                                | 1                            | 2                               |   |                                  |                                   |                                    |                                  |        |     |    |   |   |    |    |    |     |     |     |    |    |   |   |     |      |  |
| Bernie Williams, S (9, PH)<br>OBP: 0.333, SLG: 0.391  |                               |                                  |                              |                                  |                               |                                  |                               |                                  |                               | 1                                | 1                             | 1                                | 3                             | 0                                | 0                            | 0                               |   |                                  |                                   |                                    |                                  |        |     |    |   |   |    |    |    |     |     |     |    |    |   |   |     |      |  |
| 25 Jason Giambi, L (1, 10)<br>OBP: 0.436, SLG: 0.511  |                               |                                  |                              |                                  |                               |                                  |                               |                                  |                               | 5                                | 0                             | 1                                | 0                             | 0                                | 2                            | 3                               |   |                                  |                                   |                                    |                                  |        |     |    |   |   |    |    |    |     |     |     |    |    |   |   |     |      |  |
| Tino Martinez, L (1, 3)<br>OBP: 0.331, SLG: 0.458     |                               |                                  |                              |                                  |                               |                                  |                               |                                  |                               | 4                                | 0                             | 1                                | 0                             | 0                                | 1                            | 2                               |   |                                  |                                   |                                    |                                  |        |     |    |   |   |    |    |    |     |     |     |    |    |   |   |     |      |  |
| 20 Jorge Posada, S (1, 2)<br>OBP: 0.339, SLG: 0.498   |                               |                                  |                              |                                  |                               |                                  |                               |                                  |                               | 3                                | 0                             | 0                                | 0                             | 0                                | 1                            | 2                               |   |                                  |                                   |                                    |                                  |        |     |    |   |   |    |    |    |     |     |     |    |    |   |   |     |      |  |
| John Flaherty, R (7, 2)<br>OBP: 0.210, SLG: 0.242     |                               |                                  |                              |                                  |                               |                                  |                               |                                  |                               | 1                                | 0                             | 0                                | 0                             | 0                                | 0                            | 1                               |   |                                  |                                   |                                    |                                  |        |     |    |   |   |    |    |    |     |     |     |    |    |   |   |     |      |  |
| 24 Robinson Cano, L (1, 4)<br>OBP: 0.303, SLG: 0.411  |                               |                                  |                              |                                  |                               |                                  |                               |                                  |                               | 4                                | 1                             | 1                                | 0                             | 0                                | 0                            | 0                               |   |                                  |                                   |                                    |                                  |        |     |    |   |   |    |    |    |     |     |     |    |    |   |   |     |      |  |
| Tony Womack, L (1, 8)<br>OBP: 0.271, SLG: 0.275       |                               |                                  |                              |                                  |                               |                                  |                               |                                  |                               | 4                                | 1                             | 1                                | 0                             | 0                                | 1                            | 0                               |   |                                  |                                   |                                    |                                  |        |     |    |   |   |    |    |    |     |     |     |    |    |   |   |     |      |  |
| <b>Inning Stats</b>                                   | R: 0<br>E: 0<br>K: 2<br>S: 11 | H: 1<br>LOB: 1<br>BB: 0<br>P: 16 | R: 0<br>E: 0<br>K: 0<br>S: 7 | H: 0<br>LOB: 0<br>BB: 0<br>P: 12 | R: 0<br>E: 0<br>K: 0<br>S: 10 | H: 1<br>LOB: 2<br>BB: 1<br>P: 19 | R: 0<br>E: 0<br>K: 3<br>S: 14 | H: 1<br>LOB: 1<br>BB: 0<br>P: 21 | R: 0<br>E: 0<br>K: 1<br>S: 14 | H: 1<br>LOB: 2<br>BB: 1<br>P: 22 | R: 0<br>E: 0<br>K: 1<br>S: 10 | H: 1<br>LOB: 1<br>BB: 0<br>P: 16 | R: 2<br>E: 0<br>K: 3<br>S: 15 | H: 4<br>LOB: 2<br>BB: 0<br>P: 21 | R: 0<br>E: 0<br>K: 0<br>S: 4 | H: 1<br>LOB: 0<br>BB: 0<br>P: 9 | R: 3<br>E: 0<br>K: 1<br>S: 16   | H: 3<br>LOB: 0<br>BB: 0<br>P: 23 | 1B: 10<br>2B: 2<br>3B: 0<br>HR: 1 | SF: 0<br>SAC: 0<br>DP: 1<br>HBP: 0 | WP: 0<br>PB: 0<br>SB: 0<br>CS: 0 | PA: 41 |     |    |   |   |    |    |    |     |     |     |    |    |   |   |     |      |  |
| <b>PITCHER</b>  | IP                            | WLS                              | BF                           | H                                | R                             | ER                               | SO                            | BB                               | IBB                           | HBP                              | BLK                           | WP                               | HR                            | S                                | P                            | ERA                             | WHIP  | <b>PITCHER</b>                   |                                   |                                    |                                  | IP     | WLS | BF | H | R | ER | SO | BB | IBB | HBP | BLK | WP | HR | S | P | ERA | WHIP |  |
| Dave Bush, R (1, 1)<br>ERA: 4.44                      | 6.0                           | W                                | 25                           | 5                                | 0                             | 0                                | 7                             | 2                                | 0                             | 0                                | 0                             | 0                                | 0                             | 0                                | 66                           | 106                             | 0.00  | 1.167                            |                                   |                                    |                                  |        |     |    |   |   |    |    |    |     |     |     |    |    |   |   |     |      |  |
| 54 Jason Frasor, R (7, 1)<br>ERA: 4.03                | 2.0                           |                                  | 10                           | 5                                | 2                             | 2                                | 3                             | 0                                | 0                             | 0                                | 0                             | 0                                | 0                             | 0                                | 19                           | 30                              | 9.00  | 2.500                            |                                   |                                    |                                  |        |     |    |   |   |    |    |    |     |     |     |    |    |   |   |     |      |  |
| Vinnie Chulk, R (9, 1)<br>ERA: 3.62                   | 1.0                           |                                  | 6                            | 3                                | 3                             | 3                                | 1                             | 0                                | 0                             | 0                                | 0                             | 0                                | 0                             | 1                                | 16                           | 23                              | 27.00   | 3.000                            |                                   |                                    |                                  |        |     |    |   |   |    |    |    |     |     |     |    |    |   |   |     |      |  |

|     |    |
|-----|----|
| AB  | 39 |
| R   | 5  |
| H   | 13 |
| RBI | 5  |
| BB  | 2  |
| SO  | 11 |
| LOB | 19 |





| Batter  | 1                            | 2                                | 3                             | 4                                | 5                             | 6                                | 7                            | 8                               | 9                            | AB                               | R                            | H                                | RBI                          | BB                               | SO                           | LOB                             | TOP   |                                    |                                  |        |  |  |  |  |  |  |  |
|---|------------------------------|----------------------------------|-------------------------------|----------------------------------|-------------------------------|----------------------------------|------------------------------|---------------------------------|------------------------------|----------------------------------|------------------------------|----------------------------------|------------------------------|----------------------------------|------------------------------|---------------------------------|---|------------------------------------|----------------------------------|--------|--|--|--|--|--|--|--|
| 8 Russ Adams, L (1, 6)<br>OBP: 0.346, SLG: 0.426      | G2-3                         |                                  | 1B<br>47 BB                   | F8                               |                               | K                                |                              |                                 | G5-3                         | 4                                | 1                            | 0                                | 0                            | 1                                | 1                            | 4                               | <p>Toronto Blue Jays @ New York Yankees<br/>Yankee Stadium, Bronx, NY<br/>Thu Aug 25 2005, 1:05 PM EDT<br/>Att: 54,329 - Partly Cloudy - 76 F</p> <p>AB 32<br/>R 2<br/>H 6<br/>RBI 2<br/>BB 4<br/>SO 7<br/>LOB 19</p>  |                                    |                                  |        |  |  |  |  |  |  |  |
| Frank Catalanotto, L (1, 7)<br>OBP: 0.397, SLG: 0.622 | G4-3                         |                                  | 47 BB<br>HBP<br>1B            |                                  | 10 FC5-4<br>BB                | F9                               |                              |                                 | G4-3                         | 4                                | 0                            | 1                                | 0                            | 1                                | 0                            | 3                               |   |                                    |                                  |        |  |  |  |  |  |  |  |
| 10 Vernon Wells, R (1, 8)<br>OBP: 0.325, SLG: 0.498   |                              |                                  |                               |                                  | FC5-4<br>1-2                  |                                  |                              |                                 | F9                           | 4                                | 0                            | 1                                | 0                            | 0                                | 1                            | 3                               |   |                                    |                                  |        |  |  |  |  |  |  |  |
| Shea Hillenbrand, R (1, 3)<br>OBP: 0.350, SLG: 0.463  |                              |                                  |                               |                                  | F7                            |                                  |                              |                                 | F9                           | 3                                | 0                            | 0                                | 0                            | 0                                | 0                            | 2                               |   |                                    |                                  |        |  |  |  |  |  |  |  |
| 47 Corey Koskie, L (1, 5)<br>OBP: 0.321, SLG: 0.400   |                              | 9<br>G4-3<br>3<br>G1-6-3<br>2B   |                               |                                  | 1-2<br>3-4<br>BB              |                                  |                              |                                 | F7                           | 3                                | 1                            | 1                                | 1                            | 1                                | 1                            | 1                               |   |                                    |                                  |        |  |  |  |  |  |  |  |
| 9 Gregg Zaun, S (1, 2)<br>OBP: 0.395, SLG: 0.380      |                              |                                  |                               |                                  |                               |                                  |                              |                                 | G3                           | 3                                | 0                            | 0                                | 0                            | 1                                | 1                            | 4                               |   |                                    |                                  |        |  |  |  |  |  |  |  |
| 3 Reed Johnson, R (1, 9)<br>OBP: 0.333, SLG: 0.430    |                              |                                  |                               |                                  |                               |                                  |                              |                                 | K                            | 3                                | 0                            | 0                                | 1                            | 0                                | 2                            | 1                               |   |                                    |                                  |        |  |  |  |  |  |  |  |
| Eric Hinske, L (1, 10)<br>OBP: 0.340, SLG: 0.431      |                              |                                  |                               |                                  |                               |                                  |                              |                                 | F9                           | 4                                | 0                            | 1                                | 0                            | 0                                | 1                            | 1                               |   |                                    |                                  |        |  |  |  |  |  |  |  |
| Orlando Hudson, S (1, 4)<br>OBP: 0.325, SLG: 0.419    |                              |                                  |                               |                                  |                               |                                  |                              |                                 | G2-3                         | 4                                | 0                            | 2                                | 0                            | 0                                | 0                            | 0                               |   |                                    |                                  |        |  |  |  |  |  |  |  |
| <b>Inning Stats</b>                                   | R: 0<br>E: 0<br>K: 0<br>S: 9 | H: 1<br>LOB: 1<br>BB: 0<br>P: 17 | R: 1<br>E: 0<br>K: 1<br>S: 11 | H: 1<br>LOB: 0<br>BB: 0<br>P: 15 | R: 1<br>E: 0<br>K: 2<br>S: 13 | H: 1<br>LOB: 3<br>BB: 2<br>P: 30 | R: 0<br>E: 0<br>K: 0<br>S: 4 | H: 1<br>LOB: 1<br>BB: 0<br>P: 8 | R: 0<br>E: 0<br>K: 0<br>S: 6 | H: 0<br>LOB: 1<br>BB: 1<br>P: 12 | R: 0<br>E: 0<br>K: 1<br>S: 7 | H: 0<br>LOB: 0<br>BB: 0<br>P: 11 | R: 0<br>E: 0<br>K: 1<br>S: 8 | H: 0<br>LOB: 0<br>BB: 0<br>P: 13 | R: 0<br>E: 0<br>K: 0<br>S: 6 | H: 0<br>LOB: 0<br>BB: 0<br>P: 9 | 1B: 5<br>2B: 1<br>3B: 0<br>HR: 0  | SF: 0<br>SAC: 0<br>DP: 1<br>HBP: 2 | WP: 0<br>PB: 0<br>SB: 0<br>CS: 0 | PA: 38 |  |  |  |  |  |  |  |
| <b>PITCHER</b>  | IP                           | WLS                              | BF                            | H                                | R                             | ER                               | SO                           | BB                              | IBB                          | HBP                              | BLK                          | WP                               | HR                           | S                                | P                            | ERA                             | WHIP  |                                    |                                  |        |  |  |  |  |  |  |  |
| Shawn Chacon, R (1, 1)<br>ERA: 3.28                   | 7.0                          | W                                | 32                            | 6                                | 2                             | 2                                | 6                            | 4                               | 0                            | 2                                | 0                            | 0                                | 0                            | 66                               | 119                          | 2.57                            | 1.429   |                                    |                                  |        |  |  |  |  |  |  |  |
| Tom Gordon, R (8, 1)<br>ERA: 2.97                     | 1.0                          |                                  | 3                             | 0                                | 0                             | 0                                | 1                            | 0                               | 0                            | 0                                | 0                            | 0                                | 0                            | 8                                | 13                           | 0.00                            | 0.000   |                                    |                                  |        |  |  |  |  |  |  |  |
| 42 Mariano Rivera, R (9, 1)<br>ERA: 1.49              | 1.0                          |                                  | 3                             | 0                                | 0                             | 0                                | 0                            | 0                               | 0                            | 0                                | 0                            | 0                                | 0                            | 6                                | 9                            | 0.00                            | 0.000   |                                    |                                  |        |  |  |  |  |  |  |  |

| Batter  | 1                             | 2                                | 3                             | 4                                | 5                             | 6                                | 7                             | 8                                | 9                            | AB                              | R                             | H                                | RBI                          | BB                               | SO                           | LOB                              | BOTTOM   |                                    |                                  |        |  |  |  |  |  |  |  |
|---|-------------------------------|----------------------------------|-------------------------------|----------------------------------|-------------------------------|----------------------------------|-------------------------------|----------------------------------|------------------------------|---------------------------------|-------------------------------|----------------------------------|------------------------------|----------------------------------|------------------------------|----------------------------------|--|------------------------------------|----------------------------------|--------|--|--|--|--|--|--|--|
| 2 Derek Jeter, R (1, 6)<br>OBP: 0.397, SLG: 0.452     | HR<br>55 1B                   |                                  |                               | FC1-5-2<br>2-3<br>3-H            |                               | HR<br>55 1B                      |                               |                                  | G6-3                         | 5                               | 2                             | 3                                | 1                            | 0                                | 0                            | 3                                | <p>Toronto Blue Jays @ New York Yankees<br/>Yankee Stadium, Bronx, NY<br/>Thu Aug 25 2005, 1:05 PM EDT<br/>Att: 54,329 - Partly Cloudy - 76 F</p> <p>AB 33<br/>R 6<br/>H 11<br/>RBI 6<br/>BB 3<br/>SO 8<br/>LOB 13</p>  |                                    |                                  |        |  |  |  |  |  |  |  |
| 55 Hideki Matsui, L (1, 7)<br>OBP: 0.397, SLG: 0.500  | HR<br>1B                      |                                  |                               | K                                |                               |                                  |                               |                                  |                              | 4                               | 1                             | 2                                | 1                            | 0                                | 1                            | 3                                |  |                                    |                                  |        |  |  |  |  |  |  |  |
| Gary Sheffield, R (1, 9)<br>OBP: 0.382, SLG: 0.518    | HR<br>1B                      |                                  |                               |                                  |                               |                                  |                               |                                  |                              | 4                               | 1                             | 1                                | 3                            | 0                                | 1                            | 2                                |  |                                    |                                  |        |  |  |  |  |  |  |  |
| 13 Alex Rodriguez, R (1, 5)<br>OBP: 0.413, SLG: 0.602 | HR<br>1B                      |                                  |                               |                                  |                               |                                  |                               |                                  |                              | 4                               | 1                             | 1                                | 1                            | 0                                | 2                            | 0                                |  |                                    |                                  |        |  |  |  |  |  |  |  |
| 25 Jason Giambi, L (1, 10)<br>OBP: 0.434, SLG: 0.506  | G5-3                          |                                  |                               |                                  |                               |                                  |                               |                                  |                              | 3                               | 0                             | 0                                | 0                            | 1                                | 1                            | 0                                |  |                                    |                                  |        |  |  |  |  |  |  |  |
| Bernie Williams, S (1, 8)<br>OBP: 0.329, SLG: 0.386   | G3-1                          |                                  |                               |                                  |                               |                                  |                               |                                  |                              | 4                               | 0                             | 0                                | 0                            | 0                                | 2                            | 1                                |  |                                    |                                  |        |  |  |  |  |  |  |  |
| Bubba Crosby, L (9, 8)<br>OBP: 0.267, SLG: 0.214      |                               |                                  |                               |                                  |                               |                                  |                               |                                  |                              | 0                               | 0                             | 0                                | 0                            | 0                                | 0                            | 0                                |  |                                    |                                  |        |  |  |  |  |  |  |  |
| 20 Jorge Posada, S (1, 2)<br>OBP: 0.345, SLG: 0.415   |                               |                                  |                               |                                  |                               |                                  |                               |                                  |                              | 3                               | 1                             | 3                                | 0                            | 1                                | 0                            | 0                                |  |                                    |                                  |        |  |  |  |  |  |  |  |
| Tino Martinez, L (1, 3)<br>OBP: 0.330, SLG: 0.453     |                               |                                  |                               |                                  |                               |                                  |                               |                                  |                              | 3                               | 0                             | 0                                | 0                            | 1                                | 0                            | 3                                |  |                                    |                                  |        |  |  |  |  |  |  |  |
| Felix Escalona, R (1, 4)<br>OBP: 0.308, SLG: 0.333    |                               |                                  |                               |                                  |                               |                                  |                               |                                  |                              | 3                               | 0                             | 1                                | 0                            | 0                                | 1                            | 1                                |  |                                    |                                  |        |  |  |  |  |  |  |  |
| <b>Inning Stats</b>                                   | R: 4<br>E: 0<br>K: 0<br>S: 16 | H: 4<br>LOB: 1<br>BB: 1<br>P: 27 | R: 0<br>E: 0<br>K: 1<br>S: 15 | H: 1<br>LOB: 1<br>BB: 0<br>P: 22 | R: 0<br>E: 0<br>K: 3<br>S: 10 | H: 0<br>LOB: 0<br>BB: 0<br>P: 17 | R: 0<br>E: 0<br>K: 1<br>S: 13 | H: 1<br>LOB: 2<br>BB: 1<br>P: 22 | R: 0<br>E: 0<br>K: 0<br>S: 5 | H: 0<br>LOB: 1<br>BB: 1<br>P: 9 | R: 2<br>E: 0<br>K: 1<br>S: 13 | H: 3<br>LOB: 1<br>BB: 0<br>P: 20 | R: 0<br>E: 0<br>K: 2<br>S: 9 | H: 0<br>LOB: 0<br>BB: 0<br>P: 15 | R: 0<br>E: 0<br>K: 0<br>S: 9 | H: 2<br>LOB: 1<br>BB: 0<br>P: 15 | 1B: 6<br>2B: 3<br>3B: 1<br>HR: 2   | SF: 0<br>SAC: 1<br>DP: 1<br>HBP: 0 | WP: 0<br>PB: 0<br>SB: 0<br>CS: 0 | PA: 37 |  |  |  |  |  |  |  |
| <b>PITCHER</b>  | IP                            | WLS                              | BF                            | H                                | R                             | ER                               | SO                            | BB                               | IBB                          | HBP                             | BLK                           | WP                               | HR                           | S                                | P                            | ERA                              | WHIP   |                                    |                                  |        |  |  |  |  |  |  |  |
| 39 Gustavo Chacin, L (1, 1)<br>ERA: 3.62              | 5.2                           | L                                | 29                            | 9                                | 6                             | 6                                | 5                             | 3                                | 0                            | 0                               | 0                             | 0                                | 0                            | 22                               | 112                          | 9.53                             | 2.118  |                                    |                                  |        |  |  |  |  |  |  |  |
| Pete Walker, R (6, 1)<br>ERA: 3.03                    | 2.1                           |                                  | 8                             | 2                                | 0                             | 0                                | 3                             | 0                                | 0                            | 0                               | 0                             | 0                                | 0                            | 22                               | 35                           | 0.00                             | 0.857  |                                    |                                  |        |  |  |  |  |  |  |  |



| Batter  | 1  | 2                                | 3                             | 4                                | 5                             | 6                                | 7                            | 8                                | 9                            | AB R H RBI BB SO LOB             | TOP  |   |                                  |                               |                                  |                               |                                  |                                   |                                    |                                  |
|---|--|----------------------------------|-------------------------------|----------------------------------|-------------------------------|----------------------------------|------------------------------|----------------------------------|------------------------------|----------------------------------|--|---|----------------------------------|-------------------------------|----------------------------------|-------------------------------|----------------------------------|-----------------------------------|------------------------------------|----------------------------------|
| 24 Grady Sizemore, L<br>OBP: 0.347, SLG: 0.476  | 1-2<br>WP 48<br>S<br>G1-3<br>1B                        | 0-1<br>WP 2<br>S<br>1B           | 0-0<br>L9                     | 0-0<br>L9                        |                               |                                  | 1-2<br>G4-3                  |                                  | 2-3<br>K                     | 5 1 2 0 0 1 0                    | <b>Cleveland Indians @ Toronto Blue Jays</b><br>Rogers Centre, Toronto, ON<br>Fri Aug 26 2005, 7:07 PM EDT<br>Att: 24,649 - Clear - 79 F |   |                                  |                               |                                  |                               |                                  |                                   |                                    |                                  |
| Coco Crisp, S<br>OBP: 0.343, SLG: 0.446         | 0-1<br>G1-3  | 3-2<br>F7                        | 3-3<br>K                      | 3-3<br>K                         |                               |                                  | 2-2<br>G6-3                  |                                  | 1-0<br>48<br>HR<br>1B        | 5 1 1 0 0 1 2                    |  |   |                                  |                               |                                  |                               |                                  |                                   |                                    |                                  |
| 2 Jhonny Perella, R<br>OBP: 0.360, SLG: 0.545   | 3-3<br>K   | 2-2<br>G5-3                      |                               |                                  | 1-1<br>G1-3                   |                                  | 1-1<br>1B                    |                                  | 2-2<br>G5-3                  | 5 0 1 0 0 1 3                    |  |   |                                  |                               |                                  |                               |                                  |                                   |                                    |                                  |
| 48 Travis Hafner, L<br>OBP: 0.416, SLG: 0.589   | 3-2<br>HR  |                                  | 1-1<br>F7                     |                                  | 2-3<br>K                      |                                  | 1-2<br>G6-3                  |                                  | 1-0<br>2H<br>HR              | 5 2 2 3 0 1 1                    |  |   |                                  |                               |                                  |                               |                                  |                                   |                                    |                                  |
| 41 Victor Martinez, S<br>OBP: 0.365, SLG: 0.474 | 0-0<br>WP<br>1B<br>2B                                  |                                  | 0-0<br>HR                     |                                  | 2-1<br>G3                     |                                  |                              | 0-0<br>G4-3<br>SH1-3<br>1B       | 3-1<br>HR<br>1B              | 5 4 4 1 0 0 0                    |  |   |                                  |                               |                                  |                               |                                  |                                   |                                    |                                  |
| Ronnie Belliard, R<br>OBP: 0.326, SLG: 0.436    | 4-2<br>1B<br>BB  |                                  | 0-0<br>1B                     |                                  |                               | 0-1<br>SH1-4<br>E<br>1B          |                              | 1-2<br>SH1-3<br>HR               |                              | 3 1 3 2 1 0 0                    |  |   |                                  |                               |                                  |                               |                                  |                                   |                                    |                                  |
| Ben Broussard, L<br>OBP: 0.315, SLG: 0.441      | 1-0<br>FC5-4<br>1B                                     |                                  | 0-3<br>K                      |                                  | 1-1<br>FC4<br>SH1-4<br>1B     |                                  | 2-2<br>G4-3                  |                                  | 1-3<br>K                     | 5 0 1 1 0 2 3                    |  |   |                                  |                               |                                  |                               |                                  |                                   |                                    |                                  |
| Aaron Boone, R<br>OBP: 0.299, SLG: 0.370        | 1-0<br>FC5-4   |                                  | 0-3<br>K                      |                                  | 1-0<br>SH1-4                  |                                  | 1-2<br>1B                    |                                  |                              | 3 0 1 1 0 1 3                    |  |   |                                  |                               |                                  |                               |                                  |                                   |                                    |                                  |
| Casey Blake, R<br>OBP: 0.308, SLG: 0.421        |  |                                  | 0-3<br>K                      |                                  | 1-1<br>F8                     |                                  | 2-3<br>K                     |                                  | 1-2<br>P3                    | 4 0 0 0 0 2 3                    |  |   |                                  |                               |                                  |                               |                                  |                                   |                                    |                                  |
| <b>Inning Stats</b>                             | R: 3<br>E: 0<br>K: 1<br>S: 20                          | H: 4<br>LOB: 2<br>BB: 1<br>P: 33 | R: 0<br>E: 0<br>K: 1<br>S: 11 | H: 1<br>LOB: 1<br>BB: 0<br>P: 16 | R: 1<br>E: 0<br>K: 2<br>S: 10 | H: 2<br>LOB: 1<br>BB: 0<br>P: 12 | R: 0<br>E: 0<br>K: 1<br>S: 6 | H: 0<br>LOB: 0<br>BB: 0<br>P: 10 | R: 0<br>E: 0<br>K: 1<br>S: 7 | H: 1<br>LOB: 1<br>BB: 0<br>P: 12 |  | R: 0<br>E: 0<br>K: 0<br>S: 11                         | H: 1<br>LOB: 1<br>BB: 0<br>P: 16 | R: 1<br>E: 0<br>K: 0<br>S: 11 | H: 2<br>LOB: 1<br>BB: 0<br>P: 15 | R: 4<br>E: 0<br>K: 2<br>S: 19 | H: 4<br>LOB: 0<br>BB: 0<br>P: 30 | 1B: 10<br>2B: 1<br>3B: 0<br>HR: 4 | SF: 0<br>SAC: 2<br>DP: 0<br>HBP: 0 | WP: 3<br>PB: 0<br>SB: 2<br>CS: 0 |
| <b>PITCHER</b>                                  | IP WLS BF H R ER SO BB IBB HBP BLK WP HR S P ERA WHIP  |                                  |                               |                                  |                               |                                  |                              |                                  |                              |                                  |  | IP WLS BF H R ER SO BB IBB HBP BLK WP HR S P ERA WHIP |                                  |                               |                                  |                               |                                  |                                   |                                    |                                  |
| 40 Dustin McGowan, R<br>ERA: 8.36               | (1, 1) 5.0 L 25 8 4 4 6 1 0 0 0 0 3 2 58 88 7.20 1.800 |                                  |                               |                                  |                               |                                  |                              |                                  |                              |                                  |  |   |                                  |                               |                                  |                               |                                  |                                   |                                    |                                  |
| Vinnie Chulk, R<br>ERA: 3.56                    | (6, 1) 1.0 2 0 0 0 1 0 0 0 0 0 0 0 4 7 0.00 0.000      |                                  |                               |                                  |                               |                                  |                              |                                  |                              |                                  |  |   |                                  |                               |                                  |                               |                                  |                                   |                                    |                                  |
| Scott Schoeneweis, L<br>ERA: 4.09               | (7, 1) 1.0 4 1 0 0 0 0 0 0 0 0 0 2 30 45 22.50 3.000   |                                  |                               |                                  |                               |                                  |                              |                                  |                              |                                  |  |   |                                  |                               |                                  |                               |                                  |                                   |                                    |                                  |
| Justin Speier, R<br>ERA: 2.77                   | (8, 1) 2.0 12 6 5 5 2 0 0 0 0 0 0 2 30 45 22.50 3.000  |                                  |                               |                                  |                               |                                  |                              |                                  |                              |                                  |  |   |                                  |                               |                                  |                               |                                  |                                   |                                    |                                  |

| Batter   | 1   | 2                                | 3                             | 4                                | 5                            | 6                                | 7                             | 8                                | 9                             | AB R H RBI BB SO LOB             | BOTTOM   |   |                              |                                  |                               |                                  |                               |                                  |                                  |                                    |                                  |        |
|--|---|----------------------------------|-------------------------------|----------------------------------|------------------------------|----------------------------------|-------------------------------|----------------------------------|-------------------------------|----------------------------------|--|---|------------------------------|----------------------------------|-------------------------------|----------------------------------|-------------------------------|----------------------------------|----------------------------------|------------------------------------|----------------------------------|--------|
| 3 Reed Johnson, R<br>OBP: 0.336, SLG: 0.435    | 0-2<br>15<br>F9<br>10<br>G6-3<br>2B                     |                                  | 0-0<br>G6-3                   |                                  | 1-1<br>15<br>2B<br>1B        |                                  | 1-0<br>F8                     |                                  | 1-2<br>2B                     | 3 2 2 0 0 0 0                    | <b>Cleveland Indians @ Toronto Blue Jays</b><br>Rogers Centre, Toronto, ON<br>Fri Aug 26 2005, 7:07 PM EDT<br>Att: 24,649 - Clear - 79 F |   |                              |                                  |                               |                                  |                               |                                  |                                  |                                    |                                  |        |
| Frank Catalanotto, L<br>OBP: 0.359, SLG: 0.425 | (7, Ph)   |                                  | 2-2<br>G5-3                   |                                  | 0-1<br>10<br>S<br>2B         |                                  | 1-2<br>G3                     |                                  | 0-2<br>F9                     | 2 0 1 0 0 0 0                    |  |   |                              |                                  |                               |                                  |                               |                                  |                                  |                                    |                                  |        |
| 15 Alex Rice, R<br>OBP: 0.316, SLG: 0.407      | (1, 9)  |                                  | 2-3<br>F9                     |                                  | 4-1<br>47<br>BB<br>BB        |                                  | 1-1<br>P3                     |                                  |                               | 5 0 1 1 0 0 2                    |  |   |                              |                                  |                               |                                  |                               |                                  |                                  |                                    |                                  |        |
| 10 Vernon Wells, R<br>OBP: 0.325, SLG: 0.495   | (1, 8)  |                                  | 3-1<br>G6-3                   |                                  | 2-3<br>47<br>BB<br>BB        |                                  |                               |                                  |                               | 3 0 0 1 1 0 0                    |  |   |                              |                                  |                               |                                  |                               |                                  |                                  |                                    |                                  |        |
| Shea Hillenbrand, R<br>OBP: 0.348, SLG: 0.459  | (1, 3)  |                                  | 1-3<br>K2-3                   |                                  | 0-1<br>P6                    |                                  | 2-3<br>K                      |                                  | 2-1<br>F8                     | 4 0 0 0 0 2 2                    |  |   |                              |                                  |                               |                                  |                               |                                  |                                  |                                    |                                  |        |
| 47 Corey Koskie, L<br>OBP: 0.331, SLG: 0.405   | (1, 5)  |                                  | 2-2<br>2<br>FC1-2<br>1B       |                                  | 4-2<br>2<br>G5-3<br>1B<br>BB |                                  | 1-1<br>FC5-4<br>1B            |                                  |                               | 2 1 2 0 2 0 0                    |  |   |                              |                                  |                               |                                  |                               |                                  |                                  |                                    |                                  |        |
| 2 Aaron Hill, R<br>OBP: 0.353, SLG: 0.425      | (1, 6)  |                                  | 0-0<br>FC1-2<br>2B            |                                  | 3-2<br>G5-3                  |                                  | 1-1<br>FC5-4                  |                                  |                               | 4 0 1 0 0 1 5                    |  |   |                              |                                  |                               |                                  |                               |                                  |                                  |                                    |                                  |        |
| Frank Menechino, R<br>OBP: 0.358, SLG: 0.325   | (1, 10)   |                                  | 0-3<br>K                      |                                  | 1-1<br>1B                    |                                  | 2-3<br>K                      |                                  | 1-3<br>K                      | 4 0 1 1 0 3 3                    |  |   |                              |                                  |                               |                                  |                               |                                  |                                  |                                    |                                  |        |
| Orlando Hudson, S<br>OBP: 0.322, SLG: 0.415    | (1, 4)  |                                  | 0-0<br>FC1-2                  |                                  | 2-0<br>F9                    |                                  | 1-3<br>K                      |                                  | 1-3<br>K                      | 4 0 0 0 0 2 3                    |  |   |                              |                                  |                               |                                  |                               |                                  |                                  |                                    |                                  |        |
| Guillermo Quiroz, R<br>OBP: 0.322, SLG: 0.415  | (1, 2)  |                                  | 2-3<br>K                      |                                  | 1-1<br>F9                    |                                  | 2-1<br>F8                     |                                  | 0-1<br>G5-3                   | 4 0 0 0 0 1 2                    |  |   |                              |                                  |                               |                                  |                               |                                  |                                  |                                    |                                  |        |
| <b>Inning Stats</b>                            | R: 1<br>E: 0<br>K: 1<br>S: 10                           | H: 1<br>LOB: 0<br>BB: 0<br>P: 14 | R: 0<br>E: 0<br>K: 2<br>S: 11 | H: 2<br>LOB: 0<br>BB: 0<br>P: 15 | R: 0<br>E: 0<br>K: 0<br>S: 6 | H: 0<br>LOB: 0<br>BB: 0<br>P: 10 | R: 1<br>E: 0<br>K: 0<br>S: 12 | H: 1<br>LOB: 1<br>BB: 1<br>P: 22 | R: 1<br>E: 0<br>K: 2<br>S: 15 | H: 2<br>LOB: 2<br>BB: 2<br>P: 29 | R: 0<br>E: 0<br>K: 2<br>S: 8   | H: 0<br>LOB: 0<br>BB: 0<br>P: 13                      | R: 0<br>E: 0<br>K: 0<br>S: 7 | H: 0<br>LOB: 0<br>BB: 0<br>P: 10 | R: 0<br>E: 0<br>K: 1<br>S: 10 | H: 1<br>LOB: 1<br>BB: 0<br>P: 15 | R: 0<br>E: 0<br>K: 1<br>S: 12 | H: 1<br>LOB: 1<br>BB: 0<br>P: 14 | 1B: 4<br>2B: 4<br>3B: 0<br>HR: 0 | SF: 0<br>SAC: 0<br>DP: 0<br>HBP: 0 | WP: 0<br>PB: 0<br>SB: 1<br>CS: 0 | PA: 38 |
| <b>PITCHER</b>                                 | IP WLS BF H R ER SO BB IBB HBP BLK WP HR S P ERA WHIP   |                                  |                               |                                  |                              |                                  |                               |                                  |                               |                                  |  | IP WLS BF H R ER SO BB IBB HBP BLK WP HR S P ERA WHIP |                              |                                  |                               |                                  |                               |                                  |                                  |                                    |                                  |        |
| CC Sabathia, L<br>ERA: 4.75                    | (1, 1) 6.0 W 27 6 3 3 7 3 0 0 0 0 0 0 62 103 4.50 1.500 |                                  |                               |                                  |                              |                                  |                               |                                  |                               |                                  |  |   |                              |                                  |                               |                                  |                               |                                  |                                  |                                    |                                  |        |
| Bob Howry, R<br>ERA: 2.87                      | (7, 1) 2.0 H 7 1 0 0 1 0 0 0 0 0 0 0 17 25 0.00 0.500   |                                  |                               |                                  |                              |                                  |                               |                                  |                               |                                  |  |   |                              |                                  |                               |                                  |                               |                                  |                                  |                                    |                                  |        |
| David Riske, R<br>ERA: 2.87                    | (9, 1) 1.0 4 1 0 0 1 0 0 0 0 0 0 0 12 14 0.00 1.000     |                                  |                               |                                  |                              |                                  |                               |                                  |                               |                                  |  |   |                              |                                  |                               |                                  |                               |                                  |                                  |                                    |                                  |        |





| Batter   | 1   | 2                                | 3                            | 4                                | 5                             | 6                                | 7                             | 8                                | 9                            | AB                               | R                            | H                                | RBI                          | BB                               | SO                           | LOB                              | TOP   |                                    |                                  |        |
|--|---|----------------------------------|------------------------------|----------------------------------|-------------------------------|----------------------------------|-------------------------------|----------------------------------|------------------------------|----------------------------------|------------------------------|----------------------------------|------------------------------|----------------------------------|------------------------------|----------------------------------|---|------------------------------------|----------------------------------|--------|
| 24 Grady Sizemore, L (1, 8)<br>OBP: 0.344, SLG: 0.472                          | G1-3  |                                  | G4-3                         |                                  |                               | G5-3                             |                               | G3-1                             |                              | 4                                | 0                            | 0                                | 0                            | 0                                | 0                            | 0                                | Cleveland Indians @ Toronto Blue Jays<br>Rogers Centre, Toronto, ON<br>Sat Aug 27 2005, 4:07 PM EDT<br>Att: 27,630 - Roof Closed - 68 F |                                    |                                  |        |
| Coco Crisp, S (1, 7)<br>OBP: 0.343, SLG: 0.443                                 | G5-3  |                                  | L9                           |                                  |                               | P6                               |                               | 48 BB                            |                              | 3                                | 0                            | 0                                | 0                            | 1                                | 0                            |                                  |   |                                    |                                  |        |
| 2 Jhonny Peralta, R (1, 6)<br>OBP: 0.359, SLG: 0.540                           | E5  |                                  |                              |                                  |                               |                                  |                               |                                  |                              | 3                                | 0                            | 0                                | 0                            | 1                                | 2                            |                                  |   |                                    |                                  |        |
| 48 Travis Hafner, L (1, 10)<br>OBP: 0.415, SLG: 0.584                          |   |                                  |                              |                                  |                               | G4-3                             |                               |                                  |                              | 3                                | 0                            | 0                                | 0                            | 1                                | 1                            |                                  |   |                                    |                                  |        |
| 41 Victor Martinez, S (1, 2)<br>OBP: 0.366, SLG: 0.473                         |   |                                  |                              |                                  |                               |                                  |                               |                                  |                              | 3                                | 0                            | 1                                | 0                            | 1                                | 1                            |                                  |   |                                    |                                  |        |
| Ronnie Belliard, R (1, 4)<br>OBP: 0.325, SLG: 0.435                            |   |                                  |                              |                                  |                               |                                  |                               |                                  |                              | 4                                | 0                            | 1                                | 0                            | 0                                | 0                            |                                  |   |                                    |                                  |        |
| José Hernández, R (1, 3)<br>Ben Broussard, L (7, PH)<br>OBP: 0.314, SLG: 0.438 |   |                                  |                              |                                  |                               |                                  |                               |                                  |                              | 2                                | 0                            | 0                                | 0                            | 0                                | 2                            |                                  |   |                                    |                                  |        |
| Aaron Boone, R (1, 5)<br>OBP: 0.301, SLG: 0.372                                |   |                                  |                              |                                  |                               |                                  |                               |                                  |                              | 4                                | 0                            | 2                                | 0                            | 0                                | 2                            |                                  |   |                                    |                                  |        |
| Casey Blake, R (1, 9)<br>OBP: 0.308, SLG: 0.421                                |   |                                  |                              |                                  |                               |                                  |                               |                                  |                              | 4                                | 1                            | 1                                | 0                            | 0                                | 0                            |                                  |   |                                    |                                  |        |
| <b>Inning Stats</b>  | R: 0<br>E: 1<br>K: 1<br>S: 11                         | H: 0<br>LOB: 1<br>BB: 0<br>P: 17 | R: 0<br>E: 0<br>K: 1<br>S: 8 | H: 1<br>LOB: 1<br>BB: 0<br>P: 12 | R: 1<br>E: 1<br>K: 1<br>S: 13 | H: 1<br>LOB: 0<br>BB: 0<br>P: 20 | R: 0<br>E: 0<br>K: 1<br>S: 12 | H: 0<br>LOB: 1<br>BB: 1<br>P: 21 | R: 0<br>E: 0<br>K: 2<br>S: 7 | H: 0<br>LOB: 0<br>BB: 0<br>P: 11 | R: 0<br>E: 0<br>K: 0<br>S: 7 | H: 2<br>LOB: 2<br>BB: 0<br>P: 18 | R: 0<br>E: 0<br>K: 2<br>S: 9 | H: 0<br>LOB: 2<br>BB: 2<br>P: 21 | R: 0<br>E: 0<br>K: 0<br>S: 9 | H: 1<br>LOB: 1<br>BB: 0<br>P: 14 | 1B: 4<br>2B: 1<br>3B: 0<br>HR: 0  | SF: 0<br>SAC: 0<br>DP: 0<br>HBP: 0 | WP: 0<br>PB: 0<br>SB: 0<br>CS: 0 | PA: 36 |
| <b>PITCHER</b>   | IP WLS BF H R ER SO BB IBB HBP BLK WP HR S P ERA WHIP |                                  |                              |                                  |                               |                                  |                               |                                  |                              |                                  |                              |                                  |                              |                                  |                              |                                  |   |                                    |                                  |        |
| 37 Scott Downs, L (1, 1)<br>ERA: 4.09  | 6.0   | W 23                             | 3                            | 1                                | 0                             | 6                                | 2                             | 0                                | 0                            | 0                                | 0                            | 0                                | 0                            | 59                               | 99                           | 0.00                             | 0.833   |                                    |                                  |        |
| 54 Jason Frasor, R (7, 1)<br>ERA: 3.97   | 1.0   | H 4                              | 1                            | 0                                | 0                             | 1                                | 0                             | 0                                | 0                            | 0                                | 0                            | 0                                | 0                            | 13                               | 17                           | 0.00                             | 1.000   |                                    |                                  |        |
| Scott Schoeneweis, L (8, 1)<br>ERA: 4.06                                       | 0.1   | H 2                              | 0                            | 0                                | 0                             | 0                                | 1                             | 0                                | 0                            | 0                                | 0                            | 0                                | 0                            | 3                                | 7                            | 0.00                             | 3.000   |                                    |                                  |        |
| Miguel Batista, R (8, 1)<br>ERA: 3.29  | 1.2   | S 7                              | 1                            | 0                                | 0                             | 2                                | 1                             | 0                                | 0                            | 0                                | 0                            | 0                                | 0                            | 15                               | 28                           | 0.00                             | 1.200   |                                    |                                  |        |

|     |    |
|-----|----|
| AB  | 32 |
| R   | 1  |
| H   | 5  |
| RBI | 0  |
| BB  | 4  |
| SO  | 9  |
| LOB | 12 |



| Batter  | 1   | 2                                | 3                             | 4                                | 5                             | 6                                | 7                             | 8                                | 9                            | AB                               | R                            | H                               | RBI                          | BB                               | SO                           | LOB                              | BOTTOM  |                                    |                                  |        |
|---|---|----------------------------------|-------------------------------|----------------------------------|-------------------------------|----------------------------------|-------------------------------|----------------------------------|------------------------------|----------------------------------|------------------------------|---------------------------------|------------------------------|----------------------------------|------------------------------|----------------------------------|---|------------------------------------|----------------------------------|--------|
| 8 Russ Adams, L (1, 6)<br>OBP: 0.345, SLG: 0.424                                  | G6-3  |                                  |                               |                                  |                               |                                  |                               |                                  |                              | 4                                | 0                            | 1                               | 1                            | 0                                | 1                            |                                  | Cleveland Indians @ Toronto Blue Jays<br>Rogers Centre, Toronto, ON<br>Sat Aug 27 2005, 4:07 PM EDT<br>Att: 27,630 - Roof Closed - 68 F |                                    |                                  |        |
| Frank Catalanotto, L (1, 7)<br>3 Reed Johnson, R (8, 7)<br>OBP: 0.336, SLG: 0.435 |   |                                  |                               |                                  |                               |                                  |                               |                                  |                              | 4                                | 0                            | 1                               | 1                            | 0                                | 2                            |                                  |   |                                    |                                  |        |
| 10 Vernon Wells, R (1, 8)<br>OBP: 0.322, SLG: 0.491                               |   |                                  |                               |                                  |                               |                                  |                               |                                  |                              | 4                                | 0                            | 0                               | 0                            | 0                                | 0                            |                                  |   |                                    |                                  |        |
| 47 Corey Koskie, L (1, 10)<br>OBP: 0.333, SLG: 0.408                              |   |                                  |                               |                                  |                               |                                  |                               |                                  |                              | 3                                | 0                            | 1                               | 0                            | 1                                | 1                            |                                  |   |                                    |                                  |        |
| 2 Aaron Hill, R (1, 5)<br>OBP: 0.348, SLG: 0.419                                  |   |                                  |                               |                                  |                               |                                  |                               |                                  |                              | 4                                | 0                            | 0                               | 0                            | 0                                | 1                            |                                  |   |                                    |                                  |        |
| 9 Gregg Zaun, S (1, 2)<br>OBP: 0.397, SLG: 0.377                                  |   |                                  |                               |                                  |                               |                                  |                               |                                  |                              | 3                                | 0                            | 0                               | 0                            | 0                                | 1                            |                                  |   |                                    |                                  |        |
| 15 Alex Rios, R (1, 9)<br>OBP: 0.316, SLG: 0.405                                  |   |                                  |                               |                                  |                               |                                  |                               |                                  |                              | 2                                | 0                            | 0                               | 0                            | 1                                | 0                            |                                  |   |                                    |                                  |        |
| Eric Hinske, L (1, 3)<br>OBP: 0.339, SLG: 0.430                                   |   |                                  |                               |                                  |                               |                                  |                               |                                  |                              | 3                                | 1                            | 1                               | 0                            | 0                                | 2                            |                                  |   |                                    |                                  |        |
| Orlando Hudson, S (1, 4)<br>OBP: 0.324, SLG: 0.417                                |   |                                  |                               |                                  |                               |                                  |                               |                                  |                              | 3                                | 1                            | 2                               | 0                            | 0                                | 0                            |                                  |   |                                    |                                  |        |
| <b>Inning Stats</b>   | R: 0<br>E: 0<br>K: 1<br>S: 7                          | H: 0<br>LOB: 0<br>BB: 0<br>P: 11 | R: 0<br>E: 0<br>K: 1<br>S: 14 | H: 1<br>LOB: 2<br>BB: 1<br>P: 25 | R: 1<br>E: 0<br>K: 1<br>S: 13 | H: 2<br>LOB: 2<br>BB: 1<br>P: 21 | R: 1<br>E: 0<br>K: 1<br>S: 12 | H: 3<br>LOB: 2<br>BB: 0<br>P: 19 | R: 0<br>E: 0<br>K: 0<br>S: 8 | H: 0<br>LOB: 0<br>BB: 0<br>P: 11 | R: 0<br>E: 0<br>K: 0<br>S: 4 | H: 0<br>LOB: 0<br>BB: 0<br>P: 7 | R: 0<br>E: 0<br>K: 1<br>S: 7 | H: 0<br>LOB: 0<br>BB: 0<br>P: 11 | R: 0<br>E: 0<br>K: 0<br>S: 7 | H: 0<br>LOB: 0<br>BB: 0<br>P: 11 | 1B: 5<br>2B: 1<br>3B: 0<br>HR: 0  | SF: 0<br>SAC: 0<br>DP: 0<br>HBP: 0 | WP: 0<br>PB: 0<br>SB: 1<br>CS: 0 | PA: 32 |
| <b>PITCHER</b>  | IP WLS BF H R ER SO BB IBB HBP BLK WP HR S P ERA WHIP |                                  |                               |                                  |                               |                                  |                               |                                  |                              |                                  |                              |                                 |                              |                                  |                              |                                  |   |                                    |                                  |        |
| Kevin Millwood, R (1, 1)<br>ERA: 3.18   | 8.0   | L 32                             | 6                             | 2                                | 2                             | 6                                | 2                             | 0                                | 0                            | 0                                | 0                            | 0                               | 0                            | 74                               | 116                          | 2.25                             | 1.000   |                                    |                                  |        |

|     |    |
|-----|----|
| AB  | 30 |
| R   | 2  |
| H   | 6  |
| RBI | 2  |
| BB  | 2  |
| SO  | 6  |
| LOB | 10 |





| Batter  | 1                             | 2                                | 3                            | 4                                | 5                             | 6                                | 7                             | 8                                | 9                            | AB                               | R                            | H                               | RBI                          | BB                               | SO                           | LOB                              | TOP  |                                    |                                  |        |  |  |  |  |  |  |  |  |
|---|-------------------------------|----------------------------------|------------------------------|----------------------------------|-------------------------------|----------------------------------|-------------------------------|----------------------------------|------------------------------|----------------------------------|------------------------------|---------------------------------|------------------------------|----------------------------------|------------------------------|----------------------------------|--|------------------------------------|----------------------------------|--------|--|--|--|--|--|--|--|--|
| 24 Grady Sizemore, L<br>OBP: 0.344, SLG: 0.473  |                               |                                  |                              |                                  |                               |                                  |                               |                                  |                              | 4                                | 0                            | 1                               | 0                            | 0                                | 0                            | 1                                | Cleveland Indians @ Toronto Blue Jays<br>Rogers Centre, Toronto, ON<br>Sun Aug 28 2005, 12:37 PM EDT<br>Att: 31,785 - Sunny - 77 F |                                    |                                  |        |  |  |  |  |  |  |  |  |
| Coco Crisp, S<br>OBP: 0.341, SLG: 0.440         |                               |                                  |                              |                                  |                               |                                  |                               |                                  |                              | 3                                | 0                            | 0                               | 0                            | 0                                | 1                            |                                  |  |                                    |                                  |        |  |  |  |  |  |  |  |  |
| 2 Johnny Perella, R<br>OBP: 0.358, SLG: 0.540   |                               |                                  |                              |                                  |                               |                                  |                               |                                  |                              | 4                                | 1                            | 1                               | 0                            | 0                                | 1                            |                                  |  |                                    |                                  |        |  |  |  |  |  |  |  |  |
| 48 Travis Hafner, L<br>OBP: 0.413, SLG: 0.583   |                               |                                  |                              |                                  |                               |                                  |                               |                                  |                              | 4                                | 1                            | 1                               | 1                            | 0                                | 1                            |                                  |  |                                    |                                  |        |  |  |  |  |  |  |  |  |
| 41 Victor Martinez, S<br>OBP: 0.365, SLG: 0.470 |                               |                                  |                              |                                  |                               |                                  |                               |                                  |                              | 3                                | 0                            | 0                               | 1                            | 1                                | 0                            |                                  |  |                                    |                                  |        |  |  |  |  |  |  |  |  |
| Ronnie Belliard, R<br>OBP: 0.325, SLG: 0.433    |                               |                                  |                              |                                  |                               |                                  |                               |                                  |                              | 4                                | 0                            | 1                               | 0                            | 0                                | 2                            |                                  |  |                                    |                                  |        |  |  |  |  |  |  |  |  |
| Ben Broussard, L<br>OBP: 0.311, SLG: 0.434      |                               |                                  |                              |                                  |                               |                                  |                               |                                  |                              | 4                                | 0                            | 0                               | 0                            | 0                                | 2                            |                                  |  |                                    |                                  |        |  |  |  |  |  |  |  |  |
| Aaron Boone, R<br>OBP: 0.301, SLG: 0.379        |                               |                                  |                              |                                  |                               |                                  |                               |                                  |                              | 3                                | 1                            | 1                               | 1                            | 0                                | 0                            |                                  |  |                                    |                                  |        |  |  |  |  |  |  |  |  |
| Casey Blake, R<br>OBP: 0.308, SLG: 0.428        |                               |                                  |                              |                                  |                               |                                  |                               |                                  |                              | 3                                | 1                            | 1                               | 1                            | 0                                | 0                            |                                  |  |                                    |                                  |        |  |  |  |  |  |  |  |  |
| <b>Inning Stats</b>                             | R: 0<br>E: 0<br>K: 0<br>S: 12 | H: 1<br>LOB: 0<br>BB: 0<br>P: 18 | R: 0<br>E: 0<br>K: 1<br>S: 8 | H: 0<br>LOB: 1<br>BB: 1<br>P: 15 | R: 1<br>E: 0<br>K: 1<br>S: 10 | H: 1<br>LOB: 0<br>BB: 0<br>P: 14 | R: 2<br>E: 1<br>K: 1<br>S: 11 | H: 2<br>LOB: 0<br>BB: 0<br>P: 14 | R: 0<br>E: 0<br>K: 0<br>S: 8 | H: 0<br>LOB: 1<br>BB: 0<br>P: 16 | R: 0<br>E: 0<br>K: 1<br>S: 7 | H: 0<br>LOB: 0<br>BB: 0<br>P: 9 | R: 0<br>E: 0<br>K: 0<br>S: 8 | H: 1<br>LOB: 1<br>BB: 0<br>P: 13 | R: 0<br>E: 0<br>K: 0<br>S: 8 | H: 1<br>LOB: 3<br>BB: 0<br>P: 13 | 1B: 1<br>2B: 3<br>3B: 0<br>HR: 2   | SF: 0<br>SAC: 1<br>DP: 0<br>HBP: 0 | WP: 0<br>PB: 0<br>SB: 1<br>CS: 0 | PA: 35 |  |  |  |  |  |  |  |  |
| <b>PITCHER</b>                                  | IP                            | WLS                              | BF                           | H                                | R                             | ER                               | SO                            | BB                               | IBB                          | HBP                              | BLK                          | WP                              | HR                           | S                                | P                            | ERA                              | WHIP   |                                    |                                  |        |  |  |  |  |  |  |  |  |
| Josh Towers, R<br>ERA: 4.04                     | (1, 1)                        | 7.0                              | L                            | 27                               | 5                             | 4                                | 3                             | 4                                | 1                            | 0                                | 0                            | 0                               | 0                            | 2                                | 68                           | 101                              | 3.86   | 0.857                              |                                  |        |  |  |  |  |  |  |  |  |
| Scott Schoeneweis, L<br>ERA: 3.97               | (8, 1)                        | 1.0                              |                              | 3                                | 0                             | 0                                | 0                             | 1                                | 0                            | 0                                | 0                            | 0                               | 0                            | 7                                | 9                            | 0.00                             | 0.000  |                                    |                                  |        |  |  |  |  |  |  |  |  |
| 22 Brandon League, R<br>ERA: 6.34               | (9, 1)                        | 1.0                              |                              | 4                                | 1                             | 0                                | 0                             | 0                                | 0                            | 0                                | 0                            | 0                               | 0                            | 8                                | 13                           | 0.00                             | 1.000  |                                    |                                  |        |  |  |  |  |  |  |  |  |

|     |    |
|-----|----|
| AB  | 32 |
| R   | 4  |
| H   | 6  |
| RBI | 4  |
| BB  | 1  |
| SO  | 5  |
| LOB | 7  |



| Batter   | 1                             | 2                                | 3                             | 4                                | 5                            | 6                                | 7                            | 8                                | 9                             | AB                               | R                             | H                                | RBI                           | BB                               | SO                           | LOB                              | BOTTOM   |                                  |                                  |                                    |                                  |        |  |  |  |  |  |
|--|-------------------------------|----------------------------------|-------------------------------|----------------------------------|------------------------------|----------------------------------|------------------------------|----------------------------------|-------------------------------|----------------------------------|-------------------------------|----------------------------------|-------------------------------|----------------------------------|------------------------------|----------------------------------|--|----------------------------------|----------------------------------|------------------------------------|----------------------------------|--------|--|--|--|--|--|
| 8 Russ Adams, L<br>OBP: 0.345, SLG: 0.422      |                               |                                  |                               |                                  |                              |                                  |                              |                                  |                               | 4                                | 0                             | 1                                | 0                             | 0                                | 0                            | 3                                | Cleveland Indians @ Toronto Blue Jays<br>Rogers Centre, Toronto, ON<br>Sun Aug 28 2005, 12:37 PM EDT<br>Att: 31,785 - Sunny - 77 F |                                  |                                  |                                    |                                  |        |  |  |  |  |  |
| Frank Catalanotto, L<br>OBP: 0.356, SLG: 0.425 |                               |                                  |                               |                                  |                              |                                  |                              |                                  |                               | 3                                | 0                             | 1                                | 0                             | 0                                | 0                            | 1                                |  |                                  |                                  |                                    |                                  |        |  |  |  |  |  |
| 15 Alex Rios, R<br>OBP: 0.315, SLG: 0.404      |                               |                                  |                               |                                  |                              |                                  |                              |                                  |                               | 1                                | 0                             | 0                                | 0                             | 0                                | 0                            | 2                                |  |                                  |                                  |                                    |                                  |        |  |  |  |  |  |
| 10 Vernon Wells, R<br>OBP: 0.320, SLG: 0.487   |                               |                                  |                               |                                  |                              |                                  |                              |                                  |                               | 4                                | 0                             | 0                                | 0                             | 0                                | 1                            | 3                                |  |                                  |                                  |                                    |                                  |        |  |  |  |  |  |
| 47 Corey Koskie, L<br>OBP: 0.336, SLG: 0.411   |                               |                                  |                               |                                  |                              |                                  |                              |                                  |                               | 3                                | 0                             | 1                                | 0                             | 0                                | 0                            | 0                                |  |                                  |                                  |                                    |                                  |        |  |  |  |  |  |
| Shea Hillenbrand, R<br>OBP: 0.347, SLG: 0.457  |                               |                                  |                               |                                  |                              |                                  |                              |                                  |                               | 4                                | 0                             | 1                                | 0                             | 0                                | 0                            | 3                                |  |                                  |                                  |                                    |                                  |        |  |  |  |  |  |
| 9 Gregg Zaun, S<br>OBP: 0.358, SLG: 0.377      |                               |                                  |                               |                                  |                              |                                  |                              |                                  |                               | 3                                | 1                             | 1                                | 0                             | 1                                | 1                            |                                  |  |                                  |                                  |                                    |                                  |        |  |  |  |  |  |
| Eric Hinske, L<br>OBP: 0.339, SLG: 0.429       |                               |                                  |                               |                                  |                              |                                  |                              |                                  |                               | 4                                | 0                             | 1                                | 0                             | 0                                | 0                            | 2                                |  |                                  |                                  |                                    |                                  |        |  |  |  |  |  |
| 3 Reed Johnson, R<br>OBP: 0.335, SLG: 0.433    |                               |                                  |                               |                                  |                              |                                  |                              |                                  |                               | 4                                | 0                             | 1                                | 1                             | 0                                | 0                            | 0                                |  |                                  |                                  |                                    |                                  |        |  |  |  |  |  |
| Orlando Hudson, S<br>OBP: 0.323, SLG: 0.418    |                               |                                  |                               |                                  |                              |                                  |                              |                                  |                               | 4                                | 0                             | 1                                | 0                             | 0                                | 2                            | 2                                |  |                                  |                                  |                                    |                                  |        |  |  |  |  |  |
| <b>Inning Stats</b>                            | R: 0<br>E: 0<br>K: 0<br>S: 14 | H: 1<br>LOB: 2<br>BB: 0<br>P: 24 | R: 1<br>E: 0<br>K: 1<br>S: 10 | H: 3<br>LOB: 1<br>BB: 0<br>P: 16 | R: 0<br>E: 0<br>K: 1<br>S: 8 | H: 0<br>LOB: 0<br>BB: 0<br>P: 11 | R: 0<br>E: 0<br>K: 0<br>S: 8 | H: 1<br>LOB: 0<br>BB: 0<br>P: 11 | R: 0<br>E: 0<br>K: 1<br>S: 10 | H: 1<br>LOB: 1<br>BB: 0<br>P: 13 | R: 0<br>E: 0<br>K: 0<br>S: 13 | H: 1<br>LOB: 2<br>BB: 1<br>P: 21 | R: 0<br>E: 1<br>K: 0<br>S: 10 | H: 1<br>LOB: 2<br>BB: 0<br>P: 14 | R: 0<br>E: 0<br>K: 1<br>S: 8 | H: 0<br>LOB: 0<br>BB: 0<br>P: 13 | R: 0<br>E: 0<br>K: 0<br>S: 8   | H: 0<br>LOB: 0<br>BB: 0<br>P: 10 | 1B: 5<br>2B: 4<br>3B: 0<br>HR: 0 | SF: 0<br>SAC: 0<br>DP: 2<br>HBP: 1 | WP: 0<br>PB: 0<br>SB: 0<br>CS: 0 | PA: 36 |  |  |  |  |  |
| <b>PITCHER</b>                                 | IP                            | WLS                              | BF                            | H                                | R                            | ER                               | SO                           | BB                               | IBB                           | HBP                              | BLK                           | WP                               | HR                            | S                                | P                            | ERA                              | WHIP   |                                  |                                  |                                    |                                  |        |  |  |  |  |  |
| 37 Jake Westbrook, R<br>ERA: 4.65              | (1, 1)                        | 6.1                              | W                             | 28                               | 8                            | 1                                | 1                            | 3                                | 1                             | 0                                | 1                             | 0                                | 0                             | 70                               | 107                          | 1.42                             | 1.421  |                                  |                                  |                                    |                                  |        |  |  |  |  |  |
| Scott Sauerbeck, L<br>ERA: 2.73                | (7, 1)                        | 0.1                              | H                             | 1                                | 0                            | 0                                | 0                            | 0                                | 0                             | 0                                | 0                             | 0                                | 0                             | 1                                | 1                            | 0.00                             | 0.000  |                                  |                                  |                                    |                                  |        |  |  |  |  |  |
| Bob Howry, R<br>ERA: 2.8                       | (7, 1)                        | 1.1                              | H                             | 4                                | 0                            | 0                                | 0                            | 1                                | 0                             | 0                                | 0                             | 0                                | 0                             | 10                               | 15                           | 0.00                             | 0.000  |                                  |                                  |                                    |                                  |        |  |  |  |  |  |
| Bob Wickman, R<br>ERA: 2.9                     | (9, 1)                        | 1.0                              | S                             | 3                                | 0                            | 0                                | 0                            | 0                                | 0                             | 0                                | 0                             | 0                                | 0                             | 8                                | 10                           | 0.00                             | 0.000  |                                  |                                  |                                    |                                  |        |  |  |  |  |  |

|     |    |
|-----|----|
| AB  | 34 |
| R   | 1  |
| H   | 8  |
| RBI | 1  |
| BB  | 1  |
| SO  | 4  |
| LOB | 17 |





| Batter  | 1                             | 2                                | 3                            | 4                                | 5                            | 6                               | 7                             | 8                                | 9                             | AB                               | R                            | H                               | RBI                           | BB                               | SO                            | LOB                              | TOP                          |                                  |                                  |                                    |                                  |        |
|---|-------------------------------|----------------------------------|------------------------------|----------------------------------|------------------------------|---------------------------------|-------------------------------|----------------------------------|-------------------------------|----------------------------------|------------------------------|---------------------------------|-------------------------------|----------------------------------|-------------------------------|----------------------------------|------------------------------|----------------------------------|----------------------------------|------------------------------------|----------------------------------|--------|
| 1 Brian Roberts, S (1,4)<br>OBP: 0.397, SLG: 0.517  | 1-0<br>HR                     |                                  | 0-1<br>G1-3                  |                                  | 0-1<br>6<br>1B               |                                 |                               | 4-2<br>10<br>1B                  |                               | 3                                | 2                            | 2                               | 1                             | 1                                | 0                             | 0                                |                              |                                  |                                  |                                    |                                  |        |
| 6 Melvin Mora, R (1,5)<br>OBP: 0.342, SLG: 0.458    | 1-3<br>K                      |                                  | 0-1<br>1B                    |                                  | 1-2<br>10<br>FC6-4<br>2H     |                                 |                               | 0-3<br>K                         |                               | 4                                | 0                            | 2                               | 1                             | 0                                | 2                             | 1                                |                              |                                  |                                  |                                    |                                  |        |
| 10 Miguel Tejada, R (1,6)<br>OBP: 0.357, SLG: 0.547 | 0-0<br>2B                     |                                  | 0-1<br>F7                    |                                  | 0-0<br>FC6-4<br>1-2          |                                 |                               | 0-0<br>1B                        |                               | 4                                | 0                            | 2                               | 0                             | 0                                | 0                             | 2                                |                              |                                  |                                  |                                    |                                  |        |
| Rafael Palmeiro, L (1,10)<br>OBP: 0.339, SLG: 0.447 | 3-3<br>K                      |                                  |                              | 2-2<br>P1                        |                              |                                 |                               | 1-3<br>K                         |                               | 4                                | 0                            | 0                               | 0                             | 0                                | 2                             | 3                                |                              |                                  |                                  |                                    |                                  |        |
| Javy Lopez, R (1,2)<br>OBP: 0.328, SLG: 0.481       | 3-3<br>K                      |                                  |                              | 0-0<br>FC4-6<br>1B               |                              |                                 |                               | 3-2<br>G5-3                      |                               | 4                                | 0                            | 2                               | 0                             | 0                                | 1                             | 3                                |                              |                                  |                                  |                                    |                                  |        |
| 31 Jay Gibbons, L (1,3)<br>OBP: 0.291, SLG: 0.479   |                               | 0-0<br>G3                        |                              | 1-3<br>K                         |                              |                                 |                               | 1-1<br>G4-6-3<br>1-2             |                               | 4                                | 0                            | 0                               | 0                             | 0                                | 2                             | 2                                |                              |                                  |                                  |                                    |                                  |        |
| B.J. Surhoff, L (1,7)<br>OBP: 0.276, SLG: 0.369     |                               | 3-2<br>G5-3                      |                              | 2-1<br>FC4-6<br>1-2              |                              |                                 |                               | 3-1<br>F8                        |                               | 4                                | 0                            | 0                               | 0                             | 0                                | 0                             | 1                                |                              |                                  |                                  |                                    |                                  |        |
| Luis Matos, R (1,8)<br>OBP: 0.351, SLG: 0.389       |                               | 0-2<br>G1-3                      |                              |                                  | 3-2<br>G6-3                  |                                 |                               | 1-3<br>K                         |                               | 4                                | 0                            | 0                               | 0                             | 0                                | 1                             | 0                                |                              |                                  |                                  |                                    |                                  |        |
| David Newhan, L (1,9)<br>OBP: 0.269, SLG: 0.325     |                               |                                  | 0-2<br>L6                    |                                  | 0-3<br>K                     |                                 |                               | 2-3<br>K                         |                               | 3                                | 0                            | 0                               | 0                             | 0                                | 2                             | 0                                |                              |                                  |                                  |                                    |                                  |        |
| <b>Inning Stats</b>                                 | R: 1<br>E: 0<br>K: 3<br>S: 11 | H: 2<br>LOB: 1<br>BB: 0<br>P: 19 | R: 0<br>E: 0<br>K: 0<br>S: 9 | H: 0<br>LOB: 1<br>BB: 0<br>P: 12 | R: 0<br>E: 0<br>K: 0<br>S: 9 | H: 1<br>LOB: 1<br>BB: 0<br>P: 9 | R: 0<br>E: 0<br>K: 1<br>S: 11 | H: 1<br>LOB: 1<br>BB: 0<br>P: 16 | R: 1<br>E: 0<br>K: 1<br>S: 13 | H: 2<br>LOB: 1<br>BB: 0<br>P: 17 | R: 0<br>E: 0<br>K: 0<br>S: 4 | H: 1<br>LOB: 0<br>BB: 0<br>P: 7 | R: 0<br>E: 0<br>K: 2<br>S: 10 | H: 0<br>LOB: 0<br>BB: 0<br>P: 16 | R: 0<br>E: 0<br>K: 1<br>S: 12 | H: 1<br>LOB: 2<br>BB: 1<br>P: 20 | R: 0<br>E: 0<br>K: 1<br>S: 8 | H: 0<br>LOB: 0<br>BB: 0<br>P: 13 | 1B: 5<br>2B: 2<br>3B: 0<br>HR: 1 | SF: 0<br>SAC: 0<br>DP: 1<br>HBP: 0 | WP: 0<br>PB: 0<br>SB: 0<br>CS: 0 | PA: 35 |
| <b>PITCHER</b>                                      | IP                            | WLS                              | BF                           | H                                | R                            | ER                              | SO                            | BB                               | IBB                           | HBP                              | BLK                          | WP                              | HR                            | S                                | P                             | ERA                              | WHIP                         |                                  |                                  |                                    |                                  |        |
| Dave Bush, R (1,1)<br>ERA: 4.31                     | 7.0                           | W                                | 27                           | 7                                | 2                            | 2                               | 7                             | 0                                | 0                             | 0                                | 0                            | 0                               | 1                             | 67                               | 96                            | 2.57                             | 1.000                        |                                  |                                  |                                    |                                  |        |
| 54 Jason Frasor, R (8,1)<br>ERA: 3.5                | 1.0                           |                                  | 5                            | 1                                | 0                            | 0                               | 2                             | 1                                | 0                             | 0                                | 0                            | 0                               | 0                             | 12                               | 20                            | 0.00                             | 2.000                        |                                  |                                  |                                    |                                  |        |
| Justin Speier, R (9,1)<br>ERA: 2.72                 | 1.0                           |                                  | 3                            | 0                                | 0                            | 0                               | 1                             | 0                                | 0                             | 0                                | 0                            | 0                               | 0                             | 8                                | 13                            | 0.00                             | 0.000                        |                                  |                                  |                                    |                                  |        |

Baltimore Orioles @ Toronto Blue Jays  
Rogers Centre, Toronto, ON  
Tue Aug 30 2005, 7:07 PM EDT  
Att: 25,311 - Roof Closed - 68 F

AB 34  
R 2  
H 8  
RBI 2  
BB 1  
SO 10  
LOB 12



| Batter   | 1                             | 2                                | 3                             | 4                                | 5                            | 6                               | 7                             | 8                                | 9                             | AB                               | R                            | H                                | RBI                          | BB                               | SO                           | LOB                              | BOTTOM                           |                                    |                                  |        |  |  |
|--|-------------------------------|----------------------------------|-------------------------------|----------------------------------|------------------------------|---------------------------------|-------------------------------|----------------------------------|-------------------------------|----------------------------------|------------------------------|----------------------------------|------------------------------|----------------------------------|------------------------------|----------------------------------|----------------------------------|------------------------------------|----------------------------------|--------|--|--|
| 8 Russ Adams, L (1,6)<br>OBP: 0.345, SLG: 0.420      | 1-1<br>S<br>1B                | 2-1<br>G5-3                      |                               | 4-2<br>BB                        |                              | 0-1<br>G1-3                     |                               | 2-1<br>G4-3                      |                               | 4                                | 0                            | 1                                | 0                            | 1                                | 0                            | 1                                |                                  |                                    |                                  |        |  |  |
| Frank Catalanotto, L (1,7)<br>OBP: 0.356, SLG: 0.427 | 2-2<br>G6-3                   | 2-1<br>2H<br>2B                  |                               | 0-3<br>K                         |                              | 1-1<br>P4                       |                               | 2-1<br>G5-3                      |                               | 3                                | 0                            | 1                                | 1                            | 0                                | 1                            | 3                                |                                  |                                    |                                  |        |  |  |
| 15 Alex Rios, R (6,9)<br>OBP: 0.314, SLG: 0.402      | 1-2<br>K                      |                                  |                               |                                  |                              |                                 |                               |                                  |                               | 2                                | 0                            | 0                                | 0                            | 0                                | 0                            | 0                                |                                  |                                    |                                  |        |  |  |
| 10 Vernon Wells, R (1,8)<br>OBP: 0.319, SLG: 0.485   | 0-3<br>K                      | 2-1<br>F9                        |                               |                                  | 0-2<br>F8                    |                                 | 0-0<br>1B                     |                                  |                               | 4                                | 0                            | 1                                | 0                            | 0                                | 1                            | 2                                |                                  |                                    |                                  |        |  |  |
| 47 Corey Koskie, L (1,5)<br>OBP: 0.334, SLG: 0.412   | 1-3<br>K                      |                                  | 1-1<br>G1-3                   |                                  | 3-2<br>2B                    |                                 | 2-2<br>G5-3                   |                                  |                               | 4                                | 1                            | 1                                | 0                            | 0                                | 1                            | 2                                |                                  |                                    |                                  |        |  |  |
| Shea Hillenbrand, R (1,3)<br>OBP: 0.348, SLG: 0.464  |                               | 1-0<br>9<br>1B                   | 0-1<br>G4-3                   |                                  | 3-2<br>2H<br>1B              |                                 | 2-2<br>P2                     |                                  |                               | 4                                | 2                            | 2                                | 1                            | 0                                | 0                            | 0                                |                                  |                                    |                                  |        |  |  |
| Eric Hinske, L (1,10)<br>OBP: 0.338, SLG: 0.427      |                               | 3-1<br>F8                        | 0-0<br>F7                     |                                  | 3-1<br>9<br>1B<br>3<br>FC4-6 |                                 | 1-1<br>G4-3                   |                                  |                               | 4                                | 1                            | 1                                | 1                            | 0                                | 0                            | 1                                |                                  |                                    |                                  |        |  |  |
| 9 Gregg Zaun, S (1,2)<br>OBP: 0.364, SLG: 0.385      | 1-0<br>3<br>1B                |                                  |                               | 1-1<br>3<br>WP                   | 3-2<br>3<br>FC4-6            |                                 | 4-0<br>BB                     |                                  |                               | 3                                | 1                            | 3                                | 1                            | 1                                | 0                            | 0                                |                                  |                                    |                                  |        |  |  |
| 3 Reed Johnson, R (1,9)<br>OBP: 0.334, SLG: 0.431    | 0-1<br>2B                     |                                  | 1-3<br>K2-3                   |                                  | 2-2<br>FC4-6                 |                                 | 1-2<br>G1-3                   |                                  |                               | 4                                | 1                            | 1                                | 1                            | 0                                | 1                            | 3                                |                                  |                                    |                                  |        |  |  |
| Orlando Hudson, S (1,4)<br>OBP: 0.323, SLG: 0.418    | 1-0<br>1H<br>2H<br>2B         |                                  | 3-2<br>G6-3                   |                                  | 3-2<br>G6-3                  |                                 | 3-1<br>G4-3                   |                                  |                               | 4                                | 1                            | 1                                | 2                            | 0                                | 0                            | 2                                |                                  |                                    |                                  |        |  |  |
| <b>Inning Stats</b>                                  | R: 0<br>E: 0<br>K: 2<br>S: 12 | H: 1<br>LOB: 1<br>BB: 0<br>P: 16 | R: 4<br>E: 0<br>K: 0<br>S: 13 | H: 5<br>LOB: 1<br>BB: 0<br>P: 25 | R: 0<br>E: 0<br>K: 0<br>S: 5 | H: 0<br>LOB: 0<br>BB: 0<br>P: 6 | R: 0<br>E: 0<br>K: 2<br>S: 15 | H: 1<br>LOB: 2<br>BB: 1<br>P: 24 | R: 3<br>E: 0<br>K: 0<br>S: 22 | H: 4<br>LOB: 1<br>BB: 0<br>P: 37 | R: 0<br>E: 0<br>K: 0<br>S: 8 | H: 1<br>LOB: 1<br>BB: 0<br>P: 11 | R: 0<br>E: 0<br>K: 0<br>S: 9 | H: 0<br>LOB: 1<br>BB: 1<br>P: 17 | R: 0<br>E: 0<br>K: 0<br>S: 6 | H: 0<br>LOB: 0<br>BB: 0<br>P: 13 | 1B: 6<br>2B: 5<br>3B: 1<br>HR: 0 | SF: 0<br>SAC: 0<br>DP: 0<br>HBP: 0 | WP: 1<br>PB: 0<br>SB: 1<br>CS: 0 | PA: 38 |  |  |
| <b>PITCHER</b>                                       | IP                            | WLS                              | BF                            | H                                | R                            | ER                              | SO                            | BB                               | IBB                           | HBP                              | BLK                          | WP                               | HR                           | S                                | P                            | ERA                              | WHIP                             |                                    |                                  |        |  |  |
| Rodrigo Lopez, R (1,1)<br>ERA: 4.85                  | 4.2                           | L                                | 26                            | 11                               | 7                            | 7                               | 4                             | 1                                | 0                             | 0                                | 0                            | 0                                | 0                            | 66                               | 106                          | 13.50                            | 2.571                            |                                    |                                  |        |  |  |
| Eric DuBose, L (5,1)<br>ERA: 7.31                    | 3.1                           |                                  | 12                            | 1                                | 0                            | 0                               | 0                             | 1                                | 0                             | 0                                | 0                            | 0                                | 0                            | 24                               | 43                           | 0.00                             | 0.600                            |                                    |                                  |        |  |  |

Baltimore Orioles @ Toronto Blue Jays  
Rogers Centre, Toronto, ON  
Tue Aug 30 2005, 7:07 PM EDT  
Att: 25,311 - Roof Closed - 68 F

AB 36  
R 7  
H 12  
RBI 7  
BB 2  
SO 4  
LOB 14





| Batter   | 1                            | 2                               | 3                            | 4                                | 5                             | 6                                | 7                            | 8                                | 9                            | AB                               | R                            | H                                | RBI                          | BB                               | SO                            | LOB                              | TOP  |                                  |                                    |                                  |        |
|--|------------------------------|---------------------------------|------------------------------|----------------------------------|-------------------------------|----------------------------------|------------------------------|----------------------------------|------------------------------|----------------------------------|------------------------------|----------------------------------|------------------------------|----------------------------------|-------------------------------|----------------------------------|--|----------------------------------|------------------------------------|----------------------------------|--------|
| 1 Brian Roberts, S<br>OBP: 0.397, SLG: 0.515   | F8                           |                                 | 10 HR<br>1B                  |                                  | F9                            |                                  | G6-3                         |                                  | BB                           | 4                                | 1                            | 1                                | 0                            | 1                                | 0                             | 0                                | <b>Baltimore Orioles @ Toronto Blue Jays</b><br>Rogers Centre, Toronto, ON<br>Wed Aug 31 2005, 7:07 PM EDT<br>Att: 24,686 - Partly Cloudy - 75 F |                                  |                                    |                                  |        |
| 6 Melvin Mora, R<br>OBP: 0.339, SLG: 0.453   | K                            |                                 | F9                           |                                  | G5-3                          |                                  | G5-3                         | F9                               | BB                           | 5                                | 0                            | 0                                | 0                            | 0                                | 1                             | 4                                |  |                                  |                                    |                                  |        |
| 10 Miguel Tejada, R<br>OBP: 0.358, SLG: 0.552  | 1B                           |                                 | 1-H<br>2-H<br>HR             |                                  | F8                            |                                  | G1-3                         |                                  |                              | 4                                | 1                            | 2                                | 3                            | 0                                | 0                             | 0                                |  |                                  |                                    |                                  |        |
| Javy Lopez, R<br>Sal Fasano, R<br>OBP: 0.327, SLG: 0.478<br>OBP: 0.309, SLG: 0.450       |                              | K                               | P6                           |                                  | 31<br>1B                      |                                  | G6-3                         |                                  |                              | 4                                | 0                            | 1                                | 0                            | 0                                | 1                             | 0                                |  |                                  |                                    |                                  |        |
| 31 Jay Gibbons, L<br>David Newhan, L<br>OBP: 0.296, SLG: 0.490<br>OBP: 0.269, SLG: 0.325 |                              | HR                              |                              |                                  | K2-3                          |                                  | G6-4-3<br>1B                 |                                  | HR                           | 4                                | 1                            | 3                                | 1                            | 0                                | 1                             | 0                                |  |                                  |                                    |                                  |        |
| Alejandro Freire, R<br>OBP: 0.371, SLG: 0.370  |                              | G5-3                            |                              |                                  | FC6-4<br>BB                   |                                  | G6-4-3                       |                                  | K                            | 3                                | 0                            | 0                                | 0                            | 1                                | 1                             | 3                                |  |                                  |                                    |                                  |        |
| Eric Byrnes, R<br>OBP: 0.319, SLG: 0.415   |                              | F7                              |                              |                                  | F8                            |                                  |                              |                                  | HR                           | 4                                | 2                            | 2                                | 2                            | 0                                | 0                             | 1                                |  |                                  |                                    |                                  |        |
| Luis Matos, R<br>OBP: 0.349, SLG: 0.385  |                              |                                 | K                            |                                  | FC6-4                         |                                  | SH1-3<br>2B                  |                                  | K                            | 3                                | 0                            | 0                                | 0                            | 0                                | 2                             | 2                                |  |                                  |                                    |                                  |        |
| Chris Gomez, R<br>OBP: 0.358, SLG: 0.358   |                              |                                 | 10 HR<br>1B<br>BB            |                                  | P4                            |                                  | SF9                          |                                  | 1B                           | 2                                | 1                            | 1                                | 1                            | 1                                | 0                             | 0                                |  |                                  |                                    |                                  |        |
| <b>Inning Stats</b>  | R: 0<br>E: 0<br>K: 1<br>S: 6 | H: 1<br>LOB: 1<br>BB: 0<br>P: 9 | R: 1<br>E: 0<br>K: 1<br>S: 9 | H: 1<br>LOB: 0<br>BB: 0<br>P: 11 | R: 3<br>E: 0<br>K: 1<br>S: 12 | H: 2<br>LOB: 0<br>BB: 1<br>P: 20 | R: 0<br>E: 0<br>K: 1<br>S: 7 | H: 0<br>LOB: 1<br>BB: 1<br>P: 16 | R: 0<br>E: 0<br>K: 0<br>S: 4 | H: 2<br>LOB: 1<br>BB: 0<br>P: 13 | R: 1<br>E: 0<br>K: 0<br>S: 9 | H: 1<br>LOB: 0<br>BB: 0<br>P: 11 | R: 0<br>E: 0<br>K: 0<br>S: 7 | H: 0<br>LOB: 0<br>BB: 0<br>P: 13 | R: 2<br>E: 0<br>K: 2<br>S: 18 | H: 3<br>LOB: 2<br>BB: 1<br>P: 30 |  | 1B: 6<br>2B: 1<br>3B: 0<br>HR: 3 | SF: 1<br>SAC: 1<br>DP: 1<br>HBP: 0 | WP: 0<br>PB: 0<br>SB: 0<br>CS: 0 | PA: 38 |
| <b>PITCHER</b>   | IP                           | WLS                             | BF                           | H                                | R                             | ER                               | SO                           | BB                               | IBB                          | HBP                              | BLK                          | WP                               | HR                           | S                                | P                             | ERA                              | WHIP   |                                  |                                    |                                  |        |
| 39 Gustavo Chacin, L<br>ERA: 3.73  | 7.0                          | L                               | 28                           | 7                                | 5                             | 5                                | 4                            | 2                                | 0                            | 0                                | 0                            | 0                                | 2                            | 55                               | 84                            | 6.43                             | 1.286  |                                  |                                    |                                  |        |
| Vinnie Chulk, R<br>ERA: 3.5  | 1.0                          |                                 | 3                            | 0                                | 0                             | 0                                | 0                            | 0                                | 0                            | 0                                | 0                            | 0                                | 0                            | 7                                | 13                            | 0.00                             | 0.000  |                                  |                                    |                                  |        |
| Miguel Batista, R<br>ERA: 3.53   | 0.2                          |                                 | 6                            | 3                                | 2                             | 2                                | 2                            | 1                                | 0                            | 0                                | 0                            | 0                                | 1                            | 14                               | 24                            | 27.00                            | 6.000  |                                  |                                    |                                  |        |
| Pete Walker, R<br>ERA: 3.01  | 0.1                          |                                 | 1                            | 0                                | 0                             | 0                                | 0                            | 0                                | 0                            | 0                                | 0                            | 0                                | 0                            | 4                                | 6                             | 0.00                             | 0.000  |                                  |                                    |                                  |        |

| Batter  | 1                             | 2                                | 3                            | 4                                | 5                            | 6                               | 7                            | 8                                | 9                             | AB                               | R                            | H                                | RBI                           | BB                               | SO                           | LOB                              | BOTTOM   |                                  |                                    |                                  |        |
|---|-------------------------------|----------------------------------|------------------------------|----------------------------------|------------------------------|---------------------------------|------------------------------|----------------------------------|-------------------------------|----------------------------------|------------------------------|----------------------------------|-------------------------------|----------------------------------|------------------------------|----------------------------------|--|----------------------------------|------------------------------------|----------------------------------|--------|
| 8 Russ Adams, L<br>OBP: 0.342, SLG: 0.416     | G4-3                          |                                  | G6-3                         |                                  |                              | G3                              |                              |                                  | F7                            | 4                                | 0                            | 0                                | 0                             | 0                                | 0                            | 0                                | <b>Baltimore Orioles @ Toronto Blue Jays</b><br>Rogers Centre, Toronto, ON<br>Wed Aug 31 2005, 7:07 PM EDT<br>Att: 24,686 - Partly Cloudy - 75 F |                                  |                                    |                                  |        |
| 3 Read Johnson, R<br>OBP: 0.333, SLG: 0.427   | BB                            |                                  |                              |                                  | K                            |                                 | G4-3                         |                                  | K                             | 3                                | 0                            | 0                                | 0                             | 1                                | 2                            | 0                                |  |                                  |                                    |                                  |        |
| 10 Vernon Wells, R<br>OBP: 0.318, SLG: 0.482  | K                             |                                  |                              |                                  | G5-3                         |                                 | G4-3                         |                                  |                               | 3                                | 0                            | 0                                | 0                             | 0                                | 1                            | 1                                |  |                                  |                                    |                                  |        |
| Shea Hillenbrand, R<br>OBP: 0.346, SLG: 0.461 | P3                            |                                  |                              |                                  | F9                           |                                 | G5-3                         |                                  |                               | 3                                | 0                            | 0                                | 0                             | 0                                | 0                            | 1                                |  |                                  |                                    |                                  |        |
| 2 Aaron Hill, R<br>OBP: 0.348, SLG: 0.418     |                               | 47<br>G4-6-3<br>1B               |                              |                                  |                              | K                               |                              |                                  | K                             | 3                                | 0                            | 1                                | 0                             | 0                                | 2                            | 0                                |  |                                  |                                    |                                  |        |
| 47 Corey Koskie, L<br>OBP: 0.334, SLG: 0.412  |                               | G4-6-3                           |                              |                                  | F7                           |                                 |                              |                                  | 1B                            | 3                                | 0                            | 1                                | 0                             | 0                                | 0                            | 1                                |  |                                  |                                    |                                  |        |
| 15 Alex Rios, R<br>OBP: 0.312, SLG: 0.490     |                               |                                  |                              |                                  | G5-3                         |                                 |                              |                                  | K                             | 3                                | 0                            | 0                                | 0                             | 0                                | 2                            | 1                                |  |                                  |                                    |                                  |        |
| Guillermo Quiroz, R                           |                               |                                  |                              |                                  | P2                           |                                 |                              |                                  | G6-3                          | 3                                | 0                            | 0                                | 0                             | 0                                | 1                            | 1                                |  |                                  |                                    |                                  |        |
| Orlando Hudson, S<br>OBP: 0.321, SLG: 0.416   |                               |                                  |                              |                                  | F8                           |                                 |                              |                                  | L9                            | 3                                | 0                            | 0                                | 0                             | 0                                | 0                            | 0                                |  |                                  |                                    |                                  |        |
| <b>Inning Stats</b>                           | R: 0<br>E: 0<br>K: 1<br>S: 12 | H: 0<br>LOB: 1<br>BB: 1<br>P: 19 | R: 0<br>E: 0<br>K: 1<br>S: 9 | H: 1<br>LOB: 0<br>BB: 0<br>P: 13 | R: 0<br>E: 0<br>K: 0<br>S: 7 | H: 0<br>LOB: 0<br>BB: 0<br>P: 9 | R: 0<br>E: 0<br>K: 1<br>S: 9 | H: 0<br>LOB: 0<br>BB: 0<br>P: 13 | R: 0<br>E: 0<br>K: 1<br>S: 10 | H: 0<br>LOB: 0<br>BB: 0<br>P: 13 | R: 0<br>E: 0<br>K: 0<br>S: 8 | H: 0<br>LOB: 0<br>BB: 0<br>P: 11 | R: 0<br>E: 0<br>K: 2<br>S: 11 | H: 1<br>LOB: 1<br>BB: 0<br>P: 14 | R: 0<br>E: 0<br>K: 1<br>S: 6 | H: 0<br>LOB: 0<br>BB: 0<br>P: 10 |  | 1B: 2<br>2B: 0<br>3B: 0<br>HR: 0 | SF: 0<br>SAC: 0<br>DP: 1<br>HBP: 0 | WP: 0<br>PB: 0<br>SB: 0<br>CS: 0 | PA: 29 |
| <b>PITCHER</b>                                | IP                            | WLS                              | BF                           | H                                | R                            | ER                              | SO                           | BB                               | IBB                           | HBP                              | BLK                          | WP                               | HR                            | S                                | P                            | ERA                              | WHIP   |                                  |                                    |                                  |        |
| Bruce Chen, L<br>ERA: 3.75                    | 8.0                           | W                                | 26                           | 2                                | 0                            | 0                               | 7                            | 1                                | 0                             | 0                                | 0                            | 0                                | 0                             | 74                               | 104                          | 0.00                             | 0.375  |                                  |                                    |                                  |        |
| 37 Chris Ray, R<br>ERA: 2.43                  | 1.0                           |                                  | 3                            | 0                                | 0                            | 0                               | 1                            | 0                                | 0                             | 0                                | 0                            | 0                                | 0                             | 6                                | 10                           | 0.00                             | 0.000  |                                  |                                    |                                  |        |









| Batter  | 1                             | 2                                | 3                             | 4                                | 5                             | 6                                | 7                            | 8                                | 9                            | AB                              | R                            | H                                | RBI                           | BB                               | SO                            | LOB                              | TOP                              |                                    |                         |        |  |
|---|-------------------------------|----------------------------------|-------------------------------|----------------------------------|-------------------------------|----------------------------------|------------------------------|----------------------------------|------------------------------|---------------------------------|------------------------------|----------------------------------|-------------------------------|----------------------------------|-------------------------------|----------------------------------|----------------------------------|------------------------------------|-------------------------|--------|--|
| <b>Julio Lugo, R</b><br>OBP: 0.365, SLG: 0.410 (1, 6)       | 1-2<br>2B                     |                                  | 0-1<br>3 HR<br>1B             |                                  | 1-3<br>K                      |                                  |                              | 3-2<br>13 1B<br>2B               | 0-1<br>P4                    | 5                               | 1                            | 3                                | 0                             | 0                                | 1                             | 2                                |                                  |                                    |                         |        |  |
| <b>13 Carl Crawford, L</b><br>OBP: 0.316, SLG: 0.454 (1, 7) | 0-0<br>B1                     |                                  | 0-0<br>3 HR<br>1B             |                                  | 1-0<br>G3                     |                                  |                              | 0-1<br>S<br>1B                   |                              | 4                               | 1                            | 2                                | 0                             | 0                                | 0                             | 1                                |                                  |                                    |                         |        |  |
| <b>3 Jorge Cantu, R</b><br>OBP: 0.321, SLG: 0.506 (1, 4)    | 0-3<br>K                      |                                  | 0-0<br>1-H<br>2-H<br>HR       |                                  | 0-0<br>G6-3                   |                                  |                              | 0-3<br>K                         |                              | 4                               | 1                            | 1                                | 3                             | 0                                | 2                             | 3                                |                                  |                                    |                         |        |  |
| <b>Eduardo Perez, R</b><br>OBP: 0.388, SLG: 0.563 (8, PH)   | 1-2<br>G1-3                   |                                  | 4-1<br>BB                     |                                  | 4-1<br>CS<br>BB               |                                  |                              | 0-1<br>F7                        |                              | 1                               | 0                            | 0                                | 0                             | 2                                | 0                             | 1                                |                                  |                                    |                         |        |  |
| <b>Joey Gathright, L</b><br>OBP: 0.320, SLG: 0.359 (8, 3)   |                               |                                  |                               |                                  |                               |                                  |                              | 1-2<br>G3-1                      |                              | 1                               | 0                            | 0                                | 0                             | 0                                | 0                             | 2                                |                                  |                                    |                         |        |  |
| <b>Travis Lee, L</b><br>OBP: 0.350, SLG: 0.443 (8, 3)       |                               |                                  |                               |                                  |                               |                                  |                              |                                  |                              | 0                               | 0                            | 0                                | 0                             | 0                                | 0                             | 0                                |                                  |                                    |                         |        |  |
| <b>Aubrey Huff, L</b><br>OBP: 0.317, SLG: 0.433 (1, 10)     |                               | 1-3<br>K                         | 0-3<br>K                      |                                  | 1-3<br>K                      |                                  |                              | 1-2<br>G3-1                      |                              | 4                               | 0                            | 0                                | 0                             | 0                                | 3                             | 4                                |                                  |                                    |                         |        |  |
| <b>31 Jonny Gomes, R</b><br>OBP: 0.381, SLG: 0.563 (1, 9)   |                               | 1-3<br>K                         |                               | 1-3<br>K2-3                      |                               |                                  |                              | 2-3<br>K                         | 1-1<br>WP<br>G4-3<br>1B      | 4                               | 0                            | 1                                | 0                             | 0                                | 3                             | 0                                |                                  |                                    |                         |        |  |
| <b>Alex Gonzalez, R</b><br>OBP: 0.312, SLG: 0.406 (1, 5)    |                               | 1-3<br>K                         |                               | 1-1<br>G6-3                      |                               |                                  |                              | 2-3<br>K                         | 2-1<br>G4-3                  | 4                               | 0                            | 0                                | 0                             | 0                                | 2                             | 1                                | AB 34                            |                                    |                         |        |  |
| <b>Toby Hall, R</b><br>OBP: 0.321, SLG: 0.377 (1, 2)        |                               |                                  | 2-3<br>K                      | 2-0<br>1B                        |                               |                                  |                              | 2-0<br>F7                        | 0-2<br>L7                    | 4                               | 0                            | 1                                | 0                             | 0                                | 1                             | 1                                | R 3                              |                                    |                         |        |  |
| <b>Damon Hollins, R</b><br>OBP: 0.304, SLG: 0.426 (1, 8)    |                               |                                  | 1-1<br>G5-3                   | 0-0<br>F8                        |                               |                                  |                              | 2-1<br>F9                        | 4-2<br>BB                    | 3                               | 0                            | 0                                | 0                             | 1                                | 0                             | 1                                | H 8                              |                                    |                         |        |  |
| <b>Inning Stats</b>   | R: 0<br>E: 0<br>K: 1<br>S: 10 | H: 1<br>LOB: 1<br>BB: 0<br>P: 12 | R: 0<br>E: 0<br>K: 3<br>S: 10 | H: 0<br>LOB: 0<br>BB: 0<br>P: 13 | R: 3<br>E: 0<br>K: 2<br>S: 13 | H: 3<br>LOB: 1<br>BB: 1<br>P: 20 | R: 0<br>E: 0<br>K: 1<br>S: 7 | H: 1<br>LOB: 1<br>BB: 0<br>P: 11 | R: 0<br>E: 0<br>K: 2<br>S: 5 | H: 0<br>LOB: 0<br>BB: 1<br>P: 7 | R: 0<br>E: 0<br>K: 1<br>S: 6 | H: 0<br>LOB: 0<br>BB: 0<br>P: 12 | R: 0<br>E: 0<br>K: 1<br>S: 17 | H: 2<br>LOB: 2<br>BB: 0<br>P: 21 | R: 0<br>E: 0<br>K: 0<br>S: 11 | H: 1<br>LOB: 2<br>BB: 1<br>P: 18 | 1B: 5<br>2B: 3<br>3B: 0<br>HR: 1 | SF: 0<br>SAC: 0<br>DP: 1<br>HBP: 0 | WP: 1<br>PB: 0<br>CS: 1 | PA: 37 |  |
| <b>PITCHER</b>  | IP                            | WLS                              | BF                            | H                                | R                             | ER                               | SO                           | BB                               | IBB                          | HBP                             | BLK                          | WP                               | HR                            | S                                | P                             | ERA                              | WHIP                             |                                    |                         |        |  |
| <b>37 Scott Downs, L</b><br>ERA: 4.08                       | (1, 1)                        | 7.0                              | 29                            | 7                                | 3                             | 3                                | 11                           | 2                                | 0                            | 0                               | 0                            | 0                                | 1                             | 64                               | 98                            | 3.86                             | 1.286                            |                                    |                         |        |  |
| <b>Pete Walker, R</b><br>ERA: 2.99                          | (8, 1)                        | 0.2                              | 2                             | 0                                | 0                             | 0                                | 1                            | 0                                | 0                            | 0                               | 0                            | 0                                | 0                             | 5                                | 5                             | 0.00                             | 0.000                            |                                    |                         |        |  |
| <b>Scott Schoeneweis, L</b><br>ERA: 3.91                    | (8, 1)                        | 0.1                              | W                             | 1                                | 0                             | 0                                | 0                            | 0                                | 0                            | 0                               | 0                            | 0                                | 0                             | 6                                | 7                             | 0.00                             | 0.000                            |                                    |                         |        |  |
| <b>Miguel Batista, R</b><br>ERA: 3.48                       | (9, 1)                        | 1.0                              | S                             | 5                                | 1                             | 0                                | 0                            | 1                                | 0                            | 0                               | 0                            | 1                                | 0                             | 11                               | 18                            | 0.00                             | 2.000                            |                                    |                         |        |  |

Tampa Bay Devil Rays @ Toronto Blue Jays  
Rogers Centre, Toronto, ON  
Fri Sep 02 2005, 7:07 PM EDT  
Att: 15,108 - Partly Cloudy - 72 F

livebaseballscorecards.com



AB 34  
R 3  
H 8  
RBI 3  
BB 3  
SO 12  
LOB 16

| Batter  | 1                            | 2                                | 3                            | 4                                | 5                            | 6                                | 7                             | 8   | 9                             | AB                               | R                            | H                                | RBI                          | BB                               | SO                            | LOB                              | BOTTOM                           |                                    |                         |        |  |
|---|------------------------------|----------------------------------|------------------------------|----------------------------------|------------------------------|----------------------------------|-------------------------------|---|-------------------------------|----------------------------------|------------------------------|----------------------------------|------------------------------|----------------------------------|-------------------------------|----------------------------------|----------------------------------|------------------------------------|-------------------------|--------|--|
| <b>3 Reed Johnson, R</b><br>OBP: 0.334, SLG: 0.426 (1, 7)   | 1-0<br>F9                    |                                  | 0-2<br>G4-3                  |                                  | 2-2<br>10 BB<br>1B           |                                  |                               | 2-1<br>1B                                 |                               | 4                                | 0                            | 2                                | 1                            | 0                                | 0                             | 1                                |                                  |                                    |                         |        |  |
| <b>Orlando Hudson, S</b><br>OBP: 0.320, SLG: 0.416 (1, 4)   | 1-1<br>G5-3                  |                                  | 2-3<br>3-H<br>G5-3           |                                  | 1-1<br>10 BB<br>1B           |                                  |                               | 1-0<br>G1-3                               |                               | 4                                | 0                            | 1                                | 0                            | 0                                | 0                             | 2                                |                                  |                                    |                         |        |  |
| <b>10 Vernon Wells, R</b><br>OBP: 0.322, SLG: 0.482 (1, 8)  | 1-0<br>1B                    |                                  | 2-0<br>P2                    |                                  | 4-0<br>1-2<br>2-3<br>BB      |                                  |                               | 1-1<br>8 1B<br>47<br>G4-6-3<br>1B         |                               | 3                                | 1                            | 2                                | 0                            | 1                                | 0                             | 1                                |                                  |                                    |                         |        |  |
| <b>Shea Hillenbrand, R</b><br>OBP: 0.346, SLG: 0.460 (1, 3) | 0-2<br>K                     |                                  |                              | 2-2<br>G5-3                      |                              |                                  |                               | 0-0<br>47<br>G4-6-3<br>8 1B<br>9 WP<br>1B |                               | 4                                | 1                            | 1                                | 0                            | 0                                | 2                             | 4                                |                                  |                                    |                         |        |  |
| <b>2 Aaron Hill, R</b><br>OBP: 0.342, SLG: 0.410 (8, PH)    |                              | 3-1<br>G5-3                      |                              | 3-2<br>F8                        |                              |                                  |                               | 0-0<br>47<br>G4-6-3<br>1B                 |                               | 3                                | 0                            | 0                                | 0                            | 0                                | 0                             | 0                                |                                  |                                    |                         |        |  |
| <b>8 Russ Adams, L</b><br>OBP: 0.343, SLG: 0.415 (9, 6)     |                              |                                  |                              |                                  |                              |                                  |                               | 1-2<br>2-3<br>1B                          |                               | 1                                | 0                            | 1                                | 0                            | 0                                | 0                             | 0                                |                                  |                                    |                         |        |  |
| <b>47 Corey Koskie, L</b><br>OBP: 0.329, SLG: 0.407 (1, 5)  |                              | 1-3<br>K                         |                              | 1-3<br>K                         |                              |                                  |                               | 1-1<br>G3                                 | 1-1<br>G4-6-3                 | 4                                | 0                            | 0                                | 0                            | 0                                | 2                             | 2                                |                                  |                                    |                         |        |  |
| <b>9 Gregg Zaun, S</b><br>OBP: 0.360, SLG: 0.379 (1, 2)     |                              | 0-1<br>G5-3                      |                              |                                  | 2-3<br>K                     |                                  |                               | 1-2<br>2-3<br>3-H<br>G4-3                 |                               | 4                                | 0                            | 0                                | 0                            | 0                                | 1                             | 0                                |                                  |                                    |                         |        |  |
| <b>15 Alex Rios, R</b><br>OBP: 0.309, SLG: 0.395 (1, 9)     |                              |                                  | 2-1<br>2B<br>3<br>G4-3<br>1B |                                  | 0-0<br>F9                    |                                  |                               | 1-1<br>G5-3                               |                               | 3                                | 1                            | 1                                | 0                            | 0                                | 0                             | 0                                |                                  |                                    |                         |        |  |
| <b>Frank Menechino, R</b><br>OBP: 0.364, SLG: 0.365 (1, 10) |                              |                                  | 1-0<br>SAFE<br>G4-3<br>2B    |                                  | 3-1<br>HR                    |                                  |                               | 2-3<br>K                                  |                               | 3                                | 1                            | 2                                | 1                            | 0                                | 1                             | 0                                |                                  |                                    |                         |        |  |
| <b>Inning Stats</b>   | R: 0<br>E: 0<br>K: 1<br>S: 7 | H: 1<br>LOB: 1<br>BB: 0<br>P: 10 | R: 0<br>E: 0<br>K: 1<br>S: 7 | H: 0<br>LOB: 0<br>BB: 0<br>P: 11 | R: 1<br>E: 0<br>K: 0<br>S: 8 | H: 2<br>LOB: 1<br>BB: 0<br>P: 14 | R: 0<br>E: 0<br>K: 1<br>S: 10 | H: 0<br>LOB: 0<br>BB: 0<br>P: 16          | R: 1<br>E: 0<br>K: 2<br>S: 16 | H: 3<br>LOB: 3<br>BB: 1<br>P: 29 | R: 0<br>E: 0<br>K: 0<br>S: 6 | H: 0<br>LOB: 0<br>BB: 0<br>P: 10 | R: 0<br>E: 0<br>K: 1<br>S: 9 | H: 1<br>LOB: 1<br>BB: 0<br>P: 15 | R: 2<br>E: 0<br>K: 0<br>S: 12 | H: 3<br>LOB: 0<br>BB: 0<br>P: 16 | 1B: 8<br>2B: 1<br>3B: 0<br>HR: 1 | SF: 0<br>SAC: 0<br>DP: 1<br>HBP: 0 | WP: 1<br>PB: 0<br>CS: 0 | PA: 34 |  |
| <b>PITCHER</b>  | IP                           | WLS                              | BF                           | H                                | R                            | ER                               | SO                            | BB  | IBB                           | HBP                              | BLK                          | WP                               | HR                           | S                                | P                             | ERA                              | WHIP                             |                                    |                         |        |  |
| <b>Mark Hendrickson, L</b><br>ERA: 6.09                     | (1, 1)                       | 7.0                              | 29                           | 7                                | 2                            | 2                                | 6                             | 1   | 0                             | 0                                | 0                            | 1                                | 0                            | 63                               | 105                           | 2.57                             | 1.143                            |                                    |                         |        |  |
| <b>Joe Borowski, R</b><br>ERA: 3.41                         | (8, 1)                       | 1.0                              | L                            | 5                                | 3                            | 2                                | 0                             | 0   | 0                             | 0                                | 0                            | 1                                | 0                            | 12                               | 16                            | 18.00                            | 3.000                            |                                    |                         |        |  |

Tampa Bay Devil Rays @ Toronto Blue Jays  
Rogers Centre, Toronto, ON  
Fri Sep 02 2005, 7:07 PM EDT  
Att: 15,108 - Partly Cloudy - 72 F

livebaseballscorecards.com



AB 33  
R 4  
H 10  
RBI 2  
BB 1  
SO 6  
LOB 10



| Batter  | 1                            | 2                               | 3                            | 4                                | 5                            | 6                                | 7                            | 8                               | 9                            | AB                               | R                             | H                                | RBI                          | BB                              | SO                           | LOB                             | TOP   |                                  |                                  |                                    |                                  |        |  |  |  |
|---|------------------------------|---------------------------------|------------------------------|----------------------------------|------------------------------|----------------------------------|------------------------------|---------------------------------|------------------------------|----------------------------------|-------------------------------|----------------------------------|------------------------------|---------------------------------|------------------------------|---------------------------------|---|----------------------------------|----------------------------------|------------------------------------|----------------------------------|--------|--|--|--|
| <b>Julio Lugo, R</b><br>OBP: 0.364, SLG: 0.409 (1, 6)       | F9                           |                                 | F8                           |                                  | F9                           |                                  |                              |                                 |                              | 4                                | 0                             | 1                                | 0                            | 0                               | 0                            | 3                               | <b>Tampa Bay Devil Rays @ Toronto Blue Jays</b><br>Rogers Centre, Toronto, ON<br>Sat Sep 03 2005, 4:07 PM EDT<br>Att: 18,841 - Partly Cloudy - 77 F |                                  |                                  |                                    |                                  |        |  |  |  |
| <b>13 Carl Crawford, L</b><br>OBP: 0.316, SLG: 0.452 (1, 7) | G4-3                         |                                 |                              |                                  |                              | L9                               |                              | F7                              |                              | 4                                | 0                             | 1                                | 1                            | 0                               | 0                            | 1                               |   |                                  |                                  |                                    |                                  |        |  |  |  |
| <b>3 Jorge Cantu, R</b><br>OBP: 0.320, SLG: 0.504 (9, PR)   | G6-3                         |                                 | G4-3                         |                                  |                              | G6-3                             |                              |                                 |                              | 4                                | 0                             | 1                                | 0                            | 0                               | 0                            | 2                               |   |                                  |                                  |                                    |                                  |        |  |  |  |
| <b>Nick Green, R</b><br>OBP: 0.332, SLG: 0.354 (9, 4)       | G6-3                         |                                 |                              |                                  |                              |                                  |                              | HR                              |                              | 0                                | 1                             | 0                                | 0                            | 0                               | 0                            | 0                               |   |                                  |                                  |                                    |                                  |        |  |  |  |
| <b>Aubrey Huff, L</b><br>OBP: 0.314, SLG: 0.430 (9, 9)      |                              | F9                              |                              | G4-3                             |                              | G5-3                             |                              | G3                              |                              | 4                                | 0                             | 0                                | 0                            | 0                               | 0                            | 1                               |   |                                  |                                  |                                    |                                  |        |  |  |  |
| <b>Damon Hollins, R</b><br>OBP: 0.304, SLG: 0.426 (9, 9)    |                              |                                 |                              |                                  |                              |                                  |                              |                                 |                              | 0                                | 0                             | 0                                | 0                            | 0                               | 0                            | 0                               |   |                                  |                                  |                                    |                                  |        |  |  |  |
| <b>31 Jonny Gomes, R</b><br>OBP: 0.379, SLG: 0.558 (1, 10)  |                              | K                               |                              | F7                               |                              |                                  |                              | F8                              |                              | 4                                | 0                             | 1                                | 0                            | 0                               | 1                            | 2                               |   |                                  |                                  |                                    |                                  |        |  |  |  |
| <b>Travis Lee, L</b><br>OBP: 0.349, SLG: 0.450 (1, 3)       |                              | K                               |                              | L7                               |                              |                                  |                              | HR                              |                              | 4                                | 1                             | 1                                | 2                            | 0                               | 1                            | 1                               |   |                                  |                                  |                                    |                                  |        |  |  |  |
| <b>Pete Laforest, L</b><br>OBP: 0.265, SLG: 0.348 (9, 2)    |                              |                                 | G3-1                         |                                  | G1-3                         |                                  |                              | G3                              |                              | 4                                | 0                             | 0                                | 0                            | 0                               | 1                            | 1                               |   |                                  |                                  |                                    |                                  |        |  |  |  |
| <b>Toby Hall, R</b><br>OBP: 0.321, SLG: 0.377 (9, 2)        |                              |                                 |                              |                                  |                              |                                  |                              |                                 |                              | 0                                | 0                             | 0                                | 0                            | 0                               | 0                            | 0                               |   |                                  |                                  |                                    |                                  |        |  |  |  |
| <b>Alex Gonzalez, R</b><br>OBP: 0.309, SLG: 0.401 (1, 5)    |                              |                                 | E6                           |                                  | G6-3                         |                                  |                              | G5-3                            |                              | 3                                | 1                             | 0                                | 0                            | 0                               | 0                            | 0                               |   |                                  |                                  |                                    |                                  |        |  |  |  |
| <b>Joey Gathright, L</b><br>OBP: 0.327, SLG: 0.361 (1, 8)   |                              |                                 |                              |                                  |                              |                                  |                              | P6                              |                              | 2                                | 0                             | 1                                | 0                            | 0                               | 0                            | 0                               |   |                                  |                                  |                                    |                                  |        |  |  |  |
| <b>Inning Stats</b>   | R: 0<br>E: 0<br>K: 0<br>S: 6 | H: 0<br>LOB: 0<br>BB: 0<br>P: 7 | R: 0<br>E: 0<br>K: 2<br>S: 8 | H: 0<br>LOB: 0<br>BB: 0<br>P: 12 | R: 1<br>E: 1<br>K: 0<br>S: 8 | H: 2<br>LOB: 2<br>BB: 0<br>P: 10 | R: 0<br>E: 0<br>K: 0<br>S: 5 | H: 0<br>LOB: 0<br>BB: 0<br>P: 8 | R: 0<br>E: 0<br>K: 0<br>S: 7 | H: 0<br>LOB: 1<br>BB: 0<br>P: 11 | R: 0<br>E: 0<br>K: 0<br>S: 11 | H: 0<br>LOB: 0<br>BB: 0<br>P: 15 | R: 0<br>E: 0<br>K: 1<br>S: 5 | H: 1<br>LOB: 0<br>BB: 0<br>P: 8 | R: 0<br>E: 0<br>K: 0<br>S: 7 | H: 1<br>LOB: 1<br>BB: 0<br>P: 7 | R: 2<br>E: 0<br>K: 0<br>S: 12   | H: 2<br>LOB: 1<br>BB: 0<br>P: 16 | 1B: 5<br>2B: 0<br>3B: 0<br>HR: 1 | SF: 0<br>SAC: 0<br>DP: 1<br>HBP: 1 | WP: 0<br>PB: 0<br>SB: 1<br>CS: 0 | PA: 34 |  |  |  |
| <b>PITCHER</b>  | IP                           | WLS                             | BF                           | H                                | R                            | ER                               | SO                           | BB                              | IBB                          | HBP                              | BLK                           | WP                               | HR                           | S                               | P                            | ERA                             | WHIP  |                                  |                                  |                                    |                                  |        |  |  |  |
| <b>Josh Towers, R</b><br>ERA: 3.97 (1, 1)                   | 8.0                          |                                 | 30                           | 5                                | 2                            | 1                                | 3                            | 0                               | 0                            | 1                                | 0                             | 0                                | 0                            | 60                              | 81                           | 1.12                            | 0.625   |                                  |                                  |                                    |                                  |        |  |  |  |
| <b>Scott Schoeneweis, L</b><br>ERA: 3.88 (9, 1)             | 0.1                          | H                               | 1                            | 0                                | 0                            | 0                                | 0                            | 0                               | 0                            | 0                                | 0                             | 0                                | 0                            | 2                               | 2                            | 0.00                            | 0.000   |                                  |                                  |                                    |                                  |        |  |  |  |
| <b>Miguel Batista, R</b><br>ERA: 3.58 (9, 1)                | 0.2                          | L                               | 3                            | 1                                | 1                            | 1                                | 0                            | 0                               | 0                            | 0                                | 0                             | 0                                | 1                            | 7                               | 11                           | 13.50                           | 1.500   |                                  |                                  |                                    |                                  |        |  |  |  |

| Batter  | 1                            | 2                                | 3                             | 4                                | 5                            | 6                                | 7                            | 8                                | 9                             | AB                               | R                             | H                                | RBI                           | BB                               | SO                           | LOB                              | BOTTOM  |                               |                                  |                                  |                                    |                                  |        |  |  |
|---|------------------------------|----------------------------------|-------------------------------|----------------------------------|------------------------------|----------------------------------|------------------------------|----------------------------------|-------------------------------|----------------------------------|-------------------------------|----------------------------------|-------------------------------|----------------------------------|------------------------------|----------------------------------|---|-------------------------------|----------------------------------|----------------------------------|------------------------------------|----------------------------------|--------|--|--|
| <b>8 Russ Adams, L</b><br>OBP: 0.339, SLG: 0.411 (1, 6)       | K                            |                                  |                               | G4-3                             |                              | FC3                              | F8                           |                                  |                               | 4                                | 0                             | 0                                | 1                             | 0                                | 1                            | 2                                | <b>Tampa Bay Devil Rays @ Toronto Blue Jays</b><br>Rogers Centre, Toronto, ON<br>Sat Sep 03 2005, 4:07 PM EDT<br>Att: 18,841 - Partly Cloudy - 77 F |                               |                                  |                                  |                                    |                                  |        |  |  |
| <b>Frank Catalanotto, L</b><br>OBP: 0.355, SLG: 0.423 (1, 10) | K                            |                                  |                               | F9                               |                              | F8                               |                              | F9                               |                               | 4                                | 0                             | 0                                | 0                             | 0                                | 1                            | 1                                |   |                               |                                  |                                  |                                    |                                  |        |  |  |
| <b>10 Vernon Wells, R</b><br>OBP: 0.320, SLG: 0.479 (1, 8)    | G6-3                         |                                  |                               | G6-3                             |                              | P5                               |                              | F9                               |                               | 4                                | 0                             | 0                                | 0                             | 0                                | 0                            | 1                                |   |                               |                                  |                                  |                                    |                                  |        |  |  |
| <b>47 Corey Koskie, L</b><br>OBP: 0.328, SLG: 0.402 (1, 5)    |                              | P5                               |                               |                                  | G1-6-3                       |                                  |                              | G3                               |                               | 3                                | 0                             | 0                                | 0                             | 1                                | 0                            | 0                                |   |                               |                                  |                                  |                                    |                                  |        |  |  |
| <b>9 Gregg Zaun, S</b><br>OBP: 0.359, SLG: 0.376 (1, 2)       |                              | G3-1                             |                               |                                  |                              | F7                               |                              | G4-3                             |                               | 3                                | 0                             | 0                                | 0                             | 1                                | 0                            | 2                                |   |                               |                                  |                                  |                                    |                                  |        |  |  |
| <b>Eric Hinske, L</b><br>OBP: 0.338, SLG: 0.424 (1, 3)        |                              | K                                |                               |                                  | FC4-6                        |                                  |                              | K                                |                               | 3                                | 0                             | 0                                | 0                             | 0                                | 2                            | 1                                |   |                               |                                  |                                  |                                    |                                  |        |  |  |
| <b>15 Alex Rios, R</b><br>OBP: 0.309, SLG: 0.394 (1, 9)       |                              |                                  | K                             |                                  | K                            |                                  |                              | P4                               |                               | 4                                | 0                             | 1                                | 0                             | 0                                | 2                            | 1                                |   |                               |                                  |                                  |                                    |                                  |        |  |  |
| <b>Gabe Gross, L</b><br>OBP: 0.295, SLG: 0.275 (1, 7)         |                              |                                  |                               | P6                               |                              |                                  |                              | K                                |                               | 2                                | 1                             | 0                                | 0                             | 1                                | 1                            | 2                                |   |                               |                                  |                                  |                                    |                                  |        |  |  |
| <b>Orlando Hudson, S</b><br>OBP: 0.320, SLG: 0.420 (1, 4)     |                              |                                  |                               | G6-3                             |                              |                                  |                              | P6                               |                               | 3                                | 1                             | 1                                | 1                             | 0                                | 0                            | 2                                |   |                               |                                  |                                  |                                    |                                  |        |  |  |
| <b>Inning Stats</b>   | R: 0<br>E: 0<br>K: 2<br>S: 8 | H: 0<br>LOB: 0<br>BB: 0<br>P: 10 | R: 0<br>E: 0<br>K: 1<br>S: 10 | H: 0<br>LOB: 0<br>BB: 0<br>P: 12 | R: 0<br>E: 0<br>K: 1<br>S: 9 | H: 0<br>LOB: 0<br>BB: 0<br>P: 15 | R: 0<br>E: 0<br>K: 0<br>S: 7 | H: 0<br>LOB: 0<br>BB: 0<br>P: 10 | R: 0<br>E: 0<br>K: 1<br>S: 10 | H: 0<br>LOB: 1<br>BB: 1<br>P: 17 | R: 2<br>E: 0<br>K: 0<br>S: 11 | H: 1<br>LOB: 2<br>BB: 2<br>P: 24 | R: 0<br>E: 0<br>K: 1<br>S: 15 | H: 1<br>LOB: 2<br>BB: 0<br>P: 24 | R: 0<br>E: 0<br>K: 0<br>S: 6 | H: 0<br>LOB: 0<br>BB: 0<br>P: 11 |   | R: 0<br>E: 0<br>K: 1<br>S: 11 | H: 0<br>LOB: 0<br>BB: 0<br>P: 17 | 1B: 1<br>2B: 0<br>3B: 1<br>HR: 0 | SF: 0<br>SAC: 0<br>DP: 0<br>HBP: 1 | WP: 1<br>PB: 0<br>SB: 1<br>CS: 0 | PA: 34 |  |  |
| <b>PITCHER</b>  | IP                           | WLS                              | BF                            | H                                | R                            | ER                               | SO                           | BB                               | IBB                           | HBP                              | BLK                           | WP                               | HR                            | S                                | P                            | ERA                              | WHIP  |                               |                                  |                                  |                                    |                                  |        |  |  |
| <b>37 Seth McClung, R</b><br>ERA: 6.16 (1, 1)                 | 8.0                          |                                  | 31                            | 2                                | 2                            | 2                                | 6                            | 3                                | 0                             | 1                                | 0                             | 0                                | 0                             | 76                               | 123                          | 2.25                             | 0.625   |                               |                                  |                                  |                                    |                                  |        |  |  |
| <b>Danys Baez, R</b><br>ERA: 2.66 (9, 1)                      | 1.0                          | S                                | 3                             | 0                                | 0                            | 0                                | 1                            | 0                                | 0                             | 0                                | 0                             | 0                                | 0                             | 11                               | 17                           | 0.00                             | 0.000   |                               |                                  |                                  |                                    |                                  |        |  |  |

|     |    |
|-----|----|
| AB  | 33 |
| R   | 3  |
| H   | 6  |
| RBI | 3  |
| BB  | 0  |
| SO  | 3  |
| LOB | 11 |

|     |    |
|-----|----|
| AB  | 30 |
| R   | 2  |
| H   | 2  |
| RBI | 2  |
| BB  | 3  |
| SO  | 7  |
| LOB | 12 |





| Batter   | 1                            | 2                               | 3                             | 4                                | 5                            | 6                               | 7                             | 8                                | 9                             | AB                               | R                             | H                                | RBI                          | BB                               | SO                           | LOB                             | TOP                           |                                  |                                  |                                    |                                  |        |  |  |  |
|--|------------------------------|---------------------------------|-------------------------------|----------------------------------|------------------------------|---------------------------------|-------------------------------|----------------------------------|-------------------------------|----------------------------------|-------------------------------|----------------------------------|------------------------------|----------------------------------|------------------------------|---------------------------------|-------------------------------|----------------------------------|----------------------------------|------------------------------------|----------------------------------|--------|--|--|--|
| <b>Julio Lugo, R</b><br>OBP: 0.363, SLG: 0.407<br>(1, 6)       | L9                           |                                 | G6-3                          |                                  | G6-3                         |                                 |                               | HBP                              |                               | 3                                | 0                             | 0                                | 0                            | 0                                | 0                            | 1                               |                               |                                  |                                  |                                    |                                  |        |  |  |  |
| <b>13 Carl Crawford, L</b><br>OBP: 0.316, SLG: 0.451<br>(1, 7) | G4-3                         |                                 | F9                            |                                  |                              |                                 |                               | G6-3                             |                               | 4                                | 0                             | 1                                | 0                            | 0                                | 0                            | 1                               |                               |                                  |                                  |                                    |                                  |        |  |  |  |
| <b>3 Jorge Cantu, R</b><br>OBP: 0.318, SLG: 0.500<br>(1, 4)    | K                            |                                 |                               | F9                               |                              | P4                              |                               | P4                               |                               | 4                                | 0                             | 0                                | 0                            | 0                                | 1                            | 1                               |                               |                                  |                                  |                                    |                                  |        |  |  |  |
| <b>31 Jonny Gomes, R</b><br>OBP: 0.381, SLG: 0.557<br>(1, 10)  |                              | K                               |                               | G3                               |                              | F9                              |                               |                                  |                               | 4                                | 0                             | 2                                | 0                            | 0                                | 1                            | 1                               |                               |                                  |                                  |                                    |                                  |        |  |  |  |
| <b>Travis Lee, L</b><br>OBP: 0.348, SLG: 0.448<br>(1, 3)       | 1B                           | SF8                             |                               | G3                               |                              | L9                              |                               |                                  |                               | 4                                | 1                             | 1                                | 0                            | 0                                | 1                            | 3                               |                               |                                  |                                  |                                    |                                  |        |  |  |  |
| <b>Damon Hollins, R</b><br>OBP: 0.304, SLG: 0.423<br>(1, 9)    |                              |                                 |                               | G6-3                             |                              |                                 |                               |                                  |                               | 4                                | 0                             | 1                                | 0                            | 0                                | 1                            | 1                               |                               |                                  |                                  |                                    |                                  |        |  |  |  |
| <b>Toby Hall, R</b><br>OBP: 0.319, SLG: 0.375<br>(1, 2)        |                              | SF8                             |                               |                                  |                              |                                 |                               |                                  |                               | 2                                | 0                             | 0                                | 1                            | 0                                | 1                            | 0                               |                               |                                  |                                  |                                    |                                  |        |  |  |  |
| <b>Alex Gonzalez, R</b><br>OBP: 0.309, SLG: 0.404<br>(1, 5)    |                              |                                 |                               |                                  |                              |                                 |                               |                                  |                               | 3                                | 0                             | 1                                | 0                            | 0                                | 2                            | 1                               |                               |                                  |                                  |                                    |                                  |        |  |  |  |
| <b>Joey Gathright, L</b><br>OBP: 0.327, SLG: 0.360<br>(1, 8)   |                              |                                 |                               | G1-3                             |                              |                                 |                               |                                  |                               | 3                                | 0                             | 1                                | 0                            | 0                                | 0                            | 1                               |                               |                                  |                                  |                                    |                                  |        |  |  |  |
| <b>Inning Stats</b>  | R: 0<br>E: 0<br>K: 1<br>S: 6 | H: 0<br>LOB: 0<br>BB: 0<br>P: 6 | R: 1<br>E: 0<br>K: 2<br>S: 16 | H: 2<br>LOB: 1<br>BB: 0<br>P: 20 | R: 0<br>E: 0<br>K: 0<br>S: 6 | H: 0<br>LOB: 0<br>BB: 0<br>P: 8 | R: 0<br>E: 0<br>K: 0<br>S: 10 | H: 1<br>LOB: 1<br>BB: 0<br>P: 17 | R: 0<br>E: 0<br>K: 2<br>S: 11 | H: 1<br>LOB: 1<br>BB: 0<br>P: 18 | R: 0<br>E: 0<br>K: 0<br>S: 16 | H: 1<br>LOB: 1<br>BB: 0<br>P: 17 | R: 0<br>E: 0<br>K: 0<br>S: 7 | H: 1<br>LOB: 1<br>BB: 0<br>P: 10 | R: 0<br>E: 0<br>K: 0<br>S: 6 | H: 0<br>LOB: 0<br>BB: 0<br>P: 9 | R: 0<br>E: 0<br>K: 2<br>S: 12 | H: 1<br>LOB: 0<br>BB: 0<br>P: 16 | 1B: 6<br>2B: 1<br>3B: 0<br>HR: 0 | SF: 1<br>SAC: 0<br>DP: 1<br>HBP: 1 | WP: 0<br>PB: 0<br>SB: 3<br>CS: 1 | PA: 33 |  |  |  |
| <b>PITCHER</b>   | IP                           | WLS                             | BF                            | H                                | R                            | ER                              | SO                            | BB                               | IBB                           | HBP                              | BLK                           | WP                               | HR                           | S                                | P                            | ERA                             | WHIP                          |                                  |                                  |                                    |                                  |        |  |  |  |
| <b>Dave Bush, R</b><br>ERA: 4.12<br>(1, 1)                     | 7.0                          | L                               | 28                            | 6                                | 1                            | 1                               | 5                             | 0                                | 0                             | 1                                | 0                             | 0                                | 0                            | 73                               | 98                           | 1.29                            | 0.857                         |                                  |                                  |                                    |                                  |        |  |  |  |
| <b>54 Jason Frasor, R</b><br>ERA: 3.77<br>(8, 1)               | 2.0                          |                                 | 5                             | 1                                | 0                            | 0                               | 2                             | 0                                | 0                             | 0                                | 0                             | 0                                | 0                            | 17                               | 23                           | 0.00                            | 0.500                         |                                  |                                  |                                    |                                  |        |  |  |  |

Tampa Bay Devil Rays @ Toronto Blue Jays  
Rogers Centre, Toronto, ON  
Sun Sep 04 2005, 1:07 PM EDT  
Att: 20,679 - Cloudy - 68 F

|     |    |
|-----|----|
| AB  | 31 |
| R   | 1  |
| H   | 7  |
| RBI | 1  |
| BB  | 0  |
| SO  | 7  |
| LOB | 10 |



| Batter  | 1                             | 2                                | 3                             | 4                                | 5                             | 6                                | 7                            | 8                                | 9                            | AB                               | R                            | H                                | RBI                          | BB                               | SO                            | LOB                              | BOTTOM                       |                                 |                                  |                                    |                                  |        |  |  |  |
|---|-------------------------------|----------------------------------|-------------------------------|----------------------------------|-------------------------------|----------------------------------|------------------------------|----------------------------------|------------------------------|----------------------------------|------------------------------|----------------------------------|------------------------------|----------------------------------|-------------------------------|----------------------------------|------------------------------|---------------------------------|----------------------------------|------------------------------------|----------------------------------|--------|--|--|--|
| <b>3 Reed Johnson, R</b><br>OBP: 0.334, SLG: 0.429<br>(1, 7)    | 1B                            |                                  | K                             |                                  |                               |                                  |                              |                                  |                              | 3                                | 0                            | 1                                | 0                            | 0                                | 2                             | 0                                |                              |                                 |                                  |                                    |                                  |        |  |  |  |
| <b>Frank Catalanotto, L</b><br>OBP: 0.397, SLG: 0.423<br>(8, 7) |                               |                                  |                               |                                  |                               |                                  |                              |                                  |                              | 0                                | 0                            | 0                                | 0                            | 1                                | 0                             | 0                                |                              |                                 |                                  |                                    |                                  |        |  |  |  |
| <b>8 Russ Adams, L</b><br>OBP: 0.341, SLG: 0.412<br>(1, 6)      | 2B                            |                                  |                               |                                  |                               |                                  |                              |                                  |                              | 4                                | 0                            | 2                                | 0                            | 0                                | 1                             | 1                                |                              |                                 |                                  |                                    |                                  |        |  |  |  |
| <b>10 Vernon Wells, R</b><br>OBP: 0.319, SLG: 0.476<br>(1, 8)   | 1B                            |                                  |                               |                                  |                               |                                  |                              |                                  |                              | 3                                | 0                            | 0                                | 0                            | 1                                | 0                             | 4                                |                              |                                 |                                  |                                    |                                  |        |  |  |  |
| <b>Shea Hillenbrand, R</b><br>OBP: 0.344, SLG: 0.456<br>(1, 3)  | P6                            |                                  |                               |                                  |                               |                                  |                              |                                  |                              | 3                                | 0                            | 0                                | 0                            | 1                                | 0                             | 4                                |                              |                                 |                                  |                                    |                                  |        |  |  |  |
| <b>2 Aaron Hill, R</b><br>OBP: 0.339, SLG: 0.406<br>(1, 5)      |                               |                                  |                               |                                  |                               |                                  |                              |                                  |                              | 4                                | 0                            | 0                                | 0                            | 0                                | 1                             | 4                                |                              |                                 |                                  |                                    |                                  |        |  |  |  |
| <b>47 Corey Koskie, L</b><br>OBP: 0.327, SLG: 0.401<br>(9, PH)  |                               |                                  |                               |                                  |                               |                                  |                              |                                  |                              | 3                                | 0                            | 0                                | 0                            | 0                                | 0                             | 3                                |                              |                                 |                                  |                                    |                                  |        |  |  |  |
| <b>15 Alex Rios, R</b><br>OBP: 0.308, SLG: 0.393<br>(1, 9)      |                               |                                  |                               |                                  |                               |                                  |                              |                                  |                              | 1                                | 0                            | 0                                | 0                            | 0                                | 0                             | 0                                |                              |                                 |                                  |                                    |                                  |        |  |  |  |
| <b>Frank Menechino, R</b><br>OBP: 0.368, SLG: 0.365<br>(1, 10)  |                               |                                  |                               |                                  |                               |                                  |                              |                                  |                              | 0                                | 0                            | 0                                | 0                            | 0                                | 0                             | 0                                |                              |                                 |                                  |                                    |                                  |        |  |  |  |
| <b>Gabe Gross, L</b><br>OBP: 0.283, SLG: 0.262<br>(4, PH)       |                               |                                  |                               |                                  |                               |                                  |                              |                                  |                              | 2                                | 0                            | 0                                | 0                            | 0                                | 2                             | 1                                |                              |                                 |                                  |                                    |                                  |        |  |  |  |
| <b>Guillermo Quiroz, R</b><br>(1, 2)                            |                               |                                  |                               |                                  |                               |                                  |                              |                                  |                              | 3                                | 0                            | 0                                | 0                            | 0                                | 2                             | 1                                |                              |                                 |                                  |                                    |                                  |        |  |  |  |
| <b>Orlando Hudson, S</b><br>OBP: 0.318, SLG: 0.417<br>(1, 4)    |                               |                                  |                               |                                  |                               |                                  |                              |                                  |                              | 3                                | 0                            | 0                                | 0                            | 0                                | 1                             | 1                                |                              |                                 |                                  |                                    |                                  |        |  |  |  |
| <b>Inning Stats</b>   | R: 0<br>E: 0<br>K: 0<br>S: 13 | H: 2<br>LOB: 2<br>BB: 0<br>P: 18 | R: 0<br>E: 0<br>K: 2<br>S: 14 | H: 0<br>LOB: 0<br>BB: 0<br>P: 19 | R: 0<br>E: 0<br>K: 1<br>S: 13 | H: 1<br>LOB: 1<br>BB: 0<br>P: 17 | R: 0<br>E: 0<br>K: 1<br>S: 8 | H: 1<br>LOB: 1<br>BB: 0<br>P: 11 | R: 0<br>E: 0<br>K: 3<br>S: 9 | H: 0<br>LOB: 0<br>BB: 0<br>P: 11 | R: 0<br>E: 0<br>K: 1<br>S: 9 | H: 0<br>LOB: 1<br>BB: 1<br>P: 19 | R: 0<br>E: 0<br>K: 1<br>S: 8 | H: 0<br>LOB: 0<br>BB: 0<br>P: 13 | R: 0<br>E: 0<br>K: 1<br>S: 13 | H: 0<br>LOB: 1<br>BB: 1<br>P: 21 | R: 0<br>E: 0<br>K: 0<br>S: 5 | H: 0<br>LOB: 0<br>BB: 0<br>P: 6 | 1B: 3<br>2B: 2<br>3B: 0<br>HR: 0 | SF: 0<br>SAC: 0<br>DP: 1<br>HBP: 1 | WP: 0<br>PB: 0<br>SB: 0<br>CS: 1 | PA: 33 |  |  |  |
| <b>PITCHER</b>  | IP                            | WLS                              | BF                            | H                                | R                             | ER                               | SO                           | BB                               | IBB                          | HBP                              | BLK                          | WP                               | HR                           | S                                | P                             | ERA                              | WHIP                         |                                 |                                  |                                    |                                  |        |  |  |  |
| <b>19 Scott Kazmir, L</b><br>ERA: 4.02<br>(1, 1)                | 7.0                           | W                                | 26                            | 4                                | 0                             | 0                                | 9                            | 1                                | 0                            | 1                                | 0                            | 0                                | 0                            | 74                               | 108                           | 0.00                             | 0.714                        |                                 |                                  |                                    |                                  |        |  |  |  |
| <b>Joe Borowski, R</b><br>ERA: 3.31<br>(8, 1)                   | 1.0                           | H                                | 4                             | 0                                | 0                             | 0                                | 1                            | 1                                | 0                            | 0                                | 0                            | 0                                | 0                            | 13                               | 21                            | 0.00                             | 1.000                        |                                 |                                  |                                    |                                  |        |  |  |  |
| <b>Danys Baez, R</b><br>ERA: 2.61<br>(9, 1)                     | 1.0                           | S                                | 3                             | 0                                | 0                             | 0                                | 0                            | 0                                | 0                            | 0                                | 0                            | 0                                | 0                            | 5                                | 6                             | 0.00                             | 0.000                        |                                 |                                  |                                    |                                  |        |  |  |  |

Tampa Bay Devil Rays @ Toronto Blue Jays  
Rogers Centre, Toronto, ON  
Sun Sep 04 2005, 1:07 PM EDT  
Att: 20,679 - Cloudy - 68 F

|     |    |
|-----|----|
| AB  | 30 |
| R   | 0  |
| H   | 4  |
| RBI | 0  |
| BB  | 2  |
| SO  | 10 |
| LOB | 15 |





| Batter  | 1                            | 2                                | 3                             | 4                                | 5                             | 6                                | 7                             | 8                                | 9                            | AB                              | R                             | H                                | RBI                           | BB                               | SO                            | LOB                              | TOP  |                                  |                                   |                                    |                                  |        |  |  |  |
|---|------------------------------|----------------------------------|-------------------------------|----------------------------------|-------------------------------|----------------------------------|-------------------------------|----------------------------------|------------------------------|---------------------------------|-------------------------------|----------------------------------|-------------------------------|----------------------------------|-------------------------------|----------------------------------|--|----------------------------------|-----------------------------------|------------------------------------|----------------------------------|--------|--|--|--|
| 3 Reed Johnson, R<br>OBP: 0.335, SLG: 0.425   | G6-3                         |                                  | 10 BB<br>1B                   | G6-3                             |                               |                                  | 10 BB<br>1B                   | L9                               |                              | 3                               | 1                             | 0                                | 0                             | 2                                | 0                             | 3                                | <b>Toronto Blue Jays @ Baltimore Orioles</b><br>Oriole Park at Camden Yards, Baltimore, MD<br>Mon Sep 05 2005, 1:35 PM EDT<br>Att: 22,123 - Partly Cloudy - 83 F |                                  |                                   |                                    |                                  |        |  |  |  |
| 2 Aaron Hill, R<br>OBP: 0.337, SLG: 0.400     | G6-3                         |                                  | SAFE<br>SAFE<br>SAFE          |                                  |                               | F9                               | F7                            |                                  |                              | 4                               | 0                             | 0                                | 0                             | 1                                | 1                             | 2                                |  |                                  |                                   |                                    |                                  |        |  |  |  |
| 10 Vernon Wells, R<br>OBP: 0.320, SLG: 0.474  | P4                           |                                  | 1B<br>1-2                     |                                  |                               | G4-3                             |                               | F8                               |                              | 4                               | 0                             | 1                                | 0                             | 1                                | 0                             | 2                                |  |                                  |                                   |                                    |                                  |        |  |  |  |
| Shea Hillenbrand, R<br>OBP: 0.345, SLG: 0.456 |                              | 47 BB<br>15 GS-3<br>1B           | 1-1<br>1-3                    |                                  |                               | G6-3                             | F9                            |                                  |                              | 5                               | 1                             | 2                                | 1                             | 0                                | 1                             | 2                                |  |                                  |                                   |                                    |                                  |        |  |  |  |
| 47 Corey Koskie, L<br>OBP: 0.325, SLG: 0.401  | 15 GS-3<br>2B                |                                  | P5                            |                                  |                               | G4-3                             |                               |                                  |                              | 5                               | 0                             | 1                                | 0                             | 0                                | 1                             | 4                                |  |                                  |                                   |                                    |                                  |        |  |  |  |
| 9 Greg Zaun, S<br>OBP: 0.384, SLG: 0.378      | K                            |                                  |                               | 15 HBP<br>1B                     |                               |                                  |                               | 15 BB<br>SF8<br>1B               | 15 BB<br>1B                  | 3                               | 2                             | 2                                | 0                             | 2                                | 1                             | 2                                |  |                                  |                                   |                                    |                                  |        |  |  |  |
| 15 Alex Rios, R<br>OBP: 0.311, SLG: 0.394     | G5-3                         |                                  |                               |                                  |                               | K                                |                               | 1B<br>1B                         | 1B<br>1B                     | 4                               | 2                             | 2                                | 1                             | 0                                | 1                             | 2                                |  |                                  |                                   |                                    |                                  |        |  |  |  |
| Eric Hinske, L<br>OBP: 0.341, SLG: 0.426      | 2-3<br>3-H<br>K              |                                  |                               |                                  |                               |                                  |                               | 1B<br>1B                         | E6<br>1B                     | 5                               | 0                             | 3                                | 1                             | 0                                | 2                             | 3                                |  |                                  |                                   |                                    |                                  |        |  |  |  |
| Orlando Hudson, S<br>OBP: 0.315, SLG: 0.413   |                              |                                  | G6-3                          | F9                               |                               | F9                               |                               | SF8                              | K                            | 4                               | 0                             | 0                                | 1                             | 0                                | 1                             | 5                                |  |                                  |                                   |                                    |                                  |        |  |  |  |
| <b>Inning Stats</b>                           | R: 0<br>E: 0<br>K: 0<br>S: 8 | H: 0<br>LOB: 0<br>BB: 0<br>P: 10 | R: 1<br>E: 0<br>K: 2<br>S: 15 | H: 2<br>LOB: 1<br>BB: 0<br>P: 19 | R: 1<br>E: 0<br>K: 1<br>S: 12 | H: 1<br>LOB: 2<br>BB: 2<br>P: 22 | R: 0<br>E: 0<br>K: 1<br>S: 14 | H: 1<br>LOB: 0<br>BB: 0<br>P: 22 | R: 0<br>E: 0<br>K: 0<br>S: 7 | H: 0<br>LOB: 0<br>BB: 0<br>P: 7 | R: 0<br>E: 0<br>K: 1<br>S: 15 | H: 1<br>LOB: 2<br>BB: 1<br>P: 25 | R: 0<br>E: 0<br>K: 1<br>S: 13 | H: 1<br>LOB: 2<br>BB: 1<br>P: 19 | R: 2<br>E: 1<br>K: 0<br>S: 14 | H: 2<br>LOB: 2<br>BB: 2<br>P: 23 | R: 2<br>E: 1<br>K: 2<br>S: 12  | H: 3<br>LOB: 1<br>BB: 0<br>P: 16 | 1B: 10<br>2B: 1<br>3B: 0<br>HR: 0 | SF: 1<br>SAC: 0<br>DP: 0<br>HBP: 1 | WP: 0<br>PB: 0<br>SB: 0<br>CS: 0 | PA: 45 |  |  |  |
| <b>PITCHER</b>                                | IP                           | WLS                              | BF                            | H                                | R                             | ER                               | SO                            | BB                               | IBB                          | HBP                             | BLK                           | WP                               | HR                            | S                                | P                             | ERA                              | WHIP   |                                  |                                   |                                    |                                  |        |  |  |  |
| Bruce Chen, L<br>ERA: 3.73                    | 6.0                          | L                                | 27                            | 5                                | 2                             | 2                                | 5                             | 3                                | 0                            | 1                               | 0                             | 0                                | 0                             | 71                               | 105                           | 3.00                             | 1.333  |                                  |                                   |                                    |                                  |        |  |  |  |
| 37 Chris Ray, R<br>ERA: 2.27                  | 1.0                          |                                  | 5                             | 1                                | 0                             | 0                                | 1                             | 1                                | 0                            | 0                               | 0                             | 0                                | 0                             | 13                               | 19                            | 0.00                             | 2.000  |                                  |                                   |                                    |                                  |        |  |  |  |
| Steve Kline, L<br>ERA: 4.5                    | 0.1                          |                                  | 4                             | 2                                | 2                             | 1                                | 0                             | 1                                | 0                            | 0                               | 0                             | 0                                | 0                             | 7                                | 12                            | 27.00                            | 9.000  |                                  |                                   |                                    |                                  |        |  |  |  |
| Todd Williams, R<br>ERA: 3.36                 | 1.0                          |                                  | 4                             | 0                                | 0                             | 0                                | 1                             | 1                                | 0                            | 0                               | 0                             | 0                                | 0                             | 11                               | 15                            | 0.00                             | 1.000  |                                  |                                   |                                    |                                  |        |  |  |  |
| Tim Lincecum, L<br>ERA: 5.09                  | 0.2                          |                                  | 5                             | 3                                | 2                             | 1                                | 1                             | 0                                | 0                            | 0                               | 0                             | 0                                | 0                             | 8                                | 12                            | 13.50                            | 4.500  |                                  |                                   |                                    |                                  |        |  |  |  |

| Batter  | 1                             | 2                                | 3                            | 4                                | 5                            | 6                                | 7                            | 8                               | 9                            | AB                               | R                             | H                                | RBI                          | BB                               | SO                            | LOB                              | BOTTOM   |                                  |                                  |                                    |                                  |        |  |  |  |
|---|-------------------------------|----------------------------------|------------------------------|----------------------------------|------------------------------|----------------------------------|------------------------------|---------------------------------|------------------------------|----------------------------------|-------------------------------|----------------------------------|------------------------------|----------------------------------|-------------------------------|----------------------------------|--|----------------------------------|----------------------------------|------------------------------------|----------------------------------|--------|--|--|--|
| 1 Brian Roberts, S<br>OBP: 0.388, SLG: 0.514  |                               |                                  | K                            |                                  |                              |                                  |                              | 6 CS<br>1B                      |                              | 4                                | 0                             | 3                                | 0                            | 0                                | 1                             | 0                                | <b>Toronto Blue Jays @ Baltimore Orioles</b><br>Oriole Park at Camden Yards, Baltimore, MD<br>Mon Sep 05 2005, 1:35 PM EDT<br>Att: 22,123 - Partly Cloudy - 83 F |                                  |                                  |                                    |                                  |        |  |  |  |
| Bernie Castro, S<br>OBP: 0.214, SLG: 0.308    | 1-3<br>K                      |                                  |                              | G5-3                             |                              | 1-2<br>1B                        |                              | G5-3                            |                              | 3                                | 0                             | 0                                | 0                            | 0                                | 1                             | 2                                |  |                                  |                                  |                                    |                                  |        |  |  |  |
| 6 Melvin Mora, R<br>OBP: 0.336, SLG: 0.449    | SAFE<br>SAFE<br>SAFE          |                                  |                              |                                  |                              | P3                               |                              | G5-3                            |                              | 1                                | 0                             | 0                                | 0                            | 0                                | 0                             | 1                                |  |                                  |                                  |                                    |                                  |        |  |  |  |
| 10 Miguel Tejada, R<br>OBP: 0.359, SLG: 0.547 | SAFE<br>SAFE<br>SAFE          |                                  |                              | F8                               |                              |                                  |                              | 1B                              |                              | 4                                | 0                             | 1                                | 0                            | 0                                | 1                             | 2                                |  |                                  |                                  |                                    |                                  |        |  |  |  |
| 31 Jay Gibbons, L<br>OBP: 0.302, SLG: 0.501   |                               |                                  |                              | G5-3                             |                              |                                  |                              | 1B                              |                              | 4                                | 1                             | 1                                | 0                            | 0                                | 0                             | 2                                |  |                                  |                                  |                                    |                                  |        |  |  |  |
| Javy Lopez, R<br>OBP: 0.324, SLG: 0.465       |                               | G5-3                             |                              |                                  |                              |                                  |                              |                                 |                              | 3                                | 0                             | 1                                | 0                            | 1                                | 0                             | 0                                |  |                                  |                                  |                                    |                                  |        |  |  |  |
| Alejandro Freire, R<br>OBP: 0.361, SLG: 0.438 |                               | G5-3                             |                              |                                  |                              |                                  |                              |                                 |                              | 2                                | 0                             | 0                                | 0                            | 0                                | 1                             | 1                                |  |                                  |                                  |                                    |                                  |        |  |  |  |
| David Newhan, L<br>OBP: 0.272, SLG: 0.323     |                               |                                  |                              |                                  |                              |                                  |                              |                                 |                              | 1                                | 0                             | 0                                | 0                            | 0                                | 1                             | 0                                |  |                                  |                                  |                                    |                                  |        |  |  |  |
| Eric Byrnes, R<br>OBP: 0.311, SLG: 0.399      |                               |                                  |                              |                                  |                              |                                  |                              |                                 |                              | 2                                | 0                             | 0                                | 0                            | 0                                | 0                             | 1                                |  |                                  |                                  |                                    |                                  |        |  |  |  |
| B.J. Surhoff, L<br>OBP: 0.276, SLG: 0.377     | F7                            |                                  |                              |                                  |                              | P3                               |                              | F8                              |                              | 2                                | 0                             | 0                                | 1                            | 0                                | 0                             | 1                                |  |                                  |                                  |                                    |                                  |        |  |  |  |
| Chris Gomez, R<br>OBP: 0.353, SLG: 0.350      |                               |                                  |                              | P4                               |                              |                                  |                              |                                 |                              | 3                                | 0                             | 0                                | 0                            | 0                                | 0                             | 2                                |  |                                  |                                  |                                    |                                  |        |  |  |  |
| Luis Matos, R<br>OBP: 0.350, SLG: 0.385       |                               |                                  |                              | G6-3                             |                              |                                  |                              |                                 |                              | 3                                | 1                             | 1                                | 0                            | 0                                | 1                             | 0                                |  |                                  |                                  |                                    |                                  |        |  |  |  |
| <b>Inning Stats</b>                           | R: 0<br>E: 0<br>K: 1<br>S: 11 | H: 1<br>LOB: 1<br>BB: 0<br>P: 16 | R: 0<br>E: 0<br>K: 0<br>S: 7 | H: 0<br>LOB: 0<br>BB: 0<br>P: 10 | R: 0<br>E: 0<br>K: 1<br>S: 7 | H: 0<br>LOB: 0<br>BB: 0<br>P: 12 | R: 0<br>E: 0<br>K: 0<br>S: 6 | H: 0<br>LOB: 0<br>BB: 0<br>P: 9 | R: 0<br>E: 0<br>K: 1<br>S: 7 | H: 1<br>LOB: 1<br>BB: 0<br>P: 11 | R: 0<br>E: 0<br>K: 2<br>S: 13 | H: 1<br>LOB: 1<br>BB: 0<br>P: 19 | R: 1<br>E: 0<br>K: 0<br>S: 9 | H: 1<br>LOB: 1<br>BB: 1<br>P: 17 | R: 1<br>E: 0<br>K: 0<br>S: 10 | H: 3<br>LOB: 1<br>BB: 0<br>P: 13 | R: 0<br>E: 0<br>K: 1<br>S: 7   | H: 0<br>LOB: 0<br>BB: 0<br>P: 11 | 1B: 7<br>2B: 0<br>3B: 0<br>HR: 0 | SF: 0<br>SAC: 1<br>DP: 0<br>HBP: 0 | WP: 0<br>PB: 0<br>SB: 0<br>CS: 2 | PA: 34 |  |  |  |
| <b>PITCHER</b>                                | IP                            | WLS                              | BF                           | H                                | R                            | ER                               | SO                           | BB                              | IBB                          | HBP                              | BLK                           | WP                               | HR                           | S                                | P                             | ERA                              | WHIP   |                                  |                                  |                                    |                                  |        |  |  |  |
| 39 Gustavo Chacin, L<br>ERA: 3.65             | 6.1                           | W                                | 24                           | 4                                | 1                            | 1                                | 5                            | 1                               | 0                            | 0                                | 0                             | 0                                | 0                            | 6                                | 8                             | 13.50                            | 1.500  |                                  |                                  |                                    |                                  |        |  |  |  |
| Vinnie Chulk, R<br>ERA: 3.5                   | 0.2                           | H                                | 3                            | 1                                | 1                            | 1                                | 0                            | 0                               | 0                            | 0                                | 0                             | 0                                | 0                            | 8                                | 11                            | 0.00                             | 2.000  |                                  |                                  |                                    |                                  |        |  |  |  |
| Scott Schoeneweis, L<br>ERA: 3.8              | 1.0                           | H                                | 4                            | 2                                | 0                            | 0                                | 0                            | 0                               | 0                            | 0                                | 0                             | 0                                | 0                            | 7                                | 11                            | 0.00                             | 0.000  |                                  |                                  |                                    |                                  |        |  |  |  |
| Justin Speier, R<br>ERA: 2.76                 | 1.0                           |                                  | 3                            | 0                                | 0                            | 0                                | 1                            | 0                               | 0                            | 0                                | 0                             | 0                                | 0                            | 7                                | 11                            | 0.00                             | 0.000  |                                  |                                  |                                    |                                  |        |  |  |  |

|     |    |
|-----|----|
| AB  | 37 |
| R   | 6  |
| H   | 11 |
| RBI | 4  |
| BB  | 6  |
| SO  | 8  |
| LOB | 25 |





| Batter  | 1                            | 2                                | 3                            | 4                                | 5                             | 6                                | 7                             | 8                                | 9                             | AB                               | R                            | H                                | RBI                          | BB                               | SO                            | LOB                              | TOP   |                              |                                  |                                  |                                    |                                  |        |  |  |
|---|------------------------------|----------------------------------|------------------------------|----------------------------------|-------------------------------|----------------------------------|-------------------------------|----------------------------------|-------------------------------|----------------------------------|------------------------------|----------------------------------|------------------------------|----------------------------------|-------------------------------|----------------------------------|---|------------------------------|----------------------------------|----------------------------------|------------------------------------|----------------------------------|--------|--|--|
| 8 Russ Adams, L<br>OBP: 0.342, SLG: 0.414   | F7                           |                                  | F8                           |                                  |                               |                                  |                               | FC4-6<br>BB                      |                               | 3                                | 0                            | 1                                | 0                            | 1                                | 0                             | 1                                | <p>Toronto Blue Jays @ Baltimore Orioles</p> <p>Oriole Park at Camden Yards, Baltimore, MD</p> <p>Tue Sep 06 2005, 7:05 PM EDT<br/>Att: 20,729 - Clear - 79 F</p> <p>livebaseballscorecards.com</p> |                              |                                  |                                  |                                    |                                  |        |  |  |
| Frank Catalanotto, L<br>OBP: 0.353, SLG: 0.418  | P6                           |                                  | K2-3                         |                                  |                               |                                  | G6-3                          | FC4-6                            |                               | 4                                | 0                            | 0                                | 0                            | 0                                | 1                             | 2                                |   |                              |                                  |                                  |                                    |                                  |        |  |  |
| 9 Grego Zaur, S<br>OBP: 0.391, SLG: 0.375<br>John-Ford Griffin, L<br>OBP: 1.000, SLG: 2.000 | K                            |                                  |                              | G3                               |                               |                                  | G3                            |                                  | 2B                            | 3                                | 0                            | 0                                | 0                            | 0                                | 1                             | 0                                |   |                              |                                  |                                  |                                    |                                  |        |  |  |
| 47 Corey Koskie, L<br>OBP: 0.327, SLG: 0.404  |                              | 1B<br>2B                         |                              | FC6-4<br>BB                      |                               |                                  | K                             |                                  | L8                            | 3                                | 0                            | 1                                | 0                            | 1                                | 1                             | 1                                |   |                              |                                  |                                  |                                    |                                  |        |  |  |
| Shea Hillenbrand, R<br>OBP: 0.344, SLG: 0.455<br>2 Aaron Hill, R<br>OBP: 0.335, SLG: 0.399  |                              | 15<br>G6-3<br>1B                 |                              | FC6-4<br>WP                      |                               |                                  | G6-3                          |                                  | G6-3                          | 3                                | 0                            | 1                                | 0                            | 0                                | 0                             | 1                                |   |                              |                                  |                                  |                                    |                                  |        |  |  |
| Eric Hinske, L<br>OBP: 0.338, SLG: 0.422  |                              | 3-3<br>K                         |                              | 3-3<br>K                         |                               |                                  | F7                            |                                  | G4-3                          | 4                                | 0                            | 0                                | 0                            | 0                                | 2                             | 4                                |   |                              |                                  |                                  |                                    |                                  |        |  |  |
| 15 Alex Rios, R<br>OBP: 0.309, SLG: 0.391   |                              | 1-0<br>G6-3                      |                              | 1-3<br>K                         |                               |                                  | K                             |                                  |                               | 3                                | 0                            | 0                                | 0                            | 0                                | 2                             | 2                                |   |                              |                                  |                                  |                                    |                                  |        |  |  |
| Gabe Gross, L<br>OBP: 0.286, SLG: 0.267   |                              |                                  | 1-3<br>K                     |                                  | 3-2<br>1B                     |                                  |                               | F8                               |                               | 3                                | 0                            | 1                                | 0                            | 0                                | 1                             | 0                                |   |                              |                                  |                                  |                                    |                                  |        |  |  |
| Orlando Hudson, S<br>OBP: 0.313, SLG: 0.410   |                              |                                  | 1-3<br>K                     |                                  | 1-3<br>K                      |                                  |                               | K                                |                               | 3                                | 0                            | 0                                | 0                            | 0                                | 3                             | 1                                |   |                              |                                  |                                  |                                    |                                  |        |  |  |
| <b>Inning Stats</b>   | R: 0<br>E: 0<br>K: 1<br>S: 9 | H: 0<br>LOB: 0<br>BB: 0<br>P: 12 | R: 0<br>E: 0<br>K: 1<br>S: 9 | H: 2<br>LOB: 1<br>BB: 0<br>P: 17 | R: 0<br>E: 0<br>K: 3<br>S: 11 | H: 1<br>LOB: 1<br>BB: 0<br>P: 13 | R: 0<br>E: 0<br>K: 1<br>S: 12 | H: 0<br>LOB: 1<br>BB: 1<br>P: 20 | R: 0<br>E: 0<br>K: 2<br>S: 13 | H: 1<br>LOB: 1<br>BB: 0<br>P: 21 | R: 0<br>E: 0<br>K: 1<br>S: 9 | H: 0<br>LOB: 0<br>BB: 0<br>P: 12 | R: 0<br>E: 0<br>K: 1<br>S: 7 | H: 0<br>LOB: 0<br>BB: 0<br>P: 13 | R: 0<br>E: 0<br>K: 1<br>S: 11 | H: 0<br>LOB: 1<br>BB: 1<br>P: 17 |   | R: 0<br>E: 0<br>K: 0<br>S: 9 | H: 1<br>LOB: 1<br>BB: 0<br>P: 13 | 1B: 2<br>2B: 3<br>3B: 0<br>HR: 0 | SF: 0<br>SAC: 0<br>DP: 1<br>HBP: 0 | WP: 1<br>PB: 0<br>SB: 0<br>CS: 0 | PA: 33 |  |  |
| <b>PITCHER</b>  | IP                           | WLS                              | BF                           | H                                | R                             | ER                               | SO                            | BB                               | IBB                           | HBP                              | BLK                          | WP                               | HR                           | S                                | P                             | ERA                              | WHIP  |                              |                                  |                                  |                                    |                                  |        |  |  |
| 40 Daniel Cabrera, R<br>ERA: 4.75   | 7.0                          | W                                | 25                           | 4                                | 0                             | 0                                | 10                            | 1                                | 0                             | 0                                | 0                            | 1                                | 0                            | 70                               | 108                           | 0.00                             | 0.714   |                              |                                  |                                  |                                    |                                  |        |  |  |
| Tim Byrdak, L<br>ERA: 4.54  | 1.0                          |                                  | 4                            | 0                                | 0                             | 0                                | 1                             | 1                                | 0                             | 0                                | 0                            | 0                                | 0                            | 11                               | 17                            | 0.00                             | 1.000   |                              |                                  |                                  |                                    |                                  |        |  |  |
| 47 Aaron Rakers, R<br>ERA: 3.86   | 1.0                          |                                  | 4                            | 1                                | 0                             | 0                                | 0                             | 0                                | 0                             | 0                                | 0                            | 0                                | 0                            | 9                                | 13                            | 0.00                             | 1.000   |                              |                                  |                                  |                                    |                                  |        |  |  |

| Batter   | 1                             | 2                                | 3                             | 4                                | 5                             | 6                                | 7                            | 8                                | 9                             | AB                               | R                            | H                                | RBI                           | BB                               | SO                            | LOB                              | BOTTOM  |                               |                                  |                                  |                                    |                                  |        |  |  |
|--|-------------------------------|----------------------------------|-------------------------------|----------------------------------|-------------------------------|----------------------------------|------------------------------|----------------------------------|-------------------------------|----------------------------------|------------------------------|----------------------------------|-------------------------------|----------------------------------|-------------------------------|----------------------------------|---|-------------------------------|----------------------------------|----------------------------------|------------------------------------|----------------------------------|--------|--|--|
| 1 Brian Roberts, S<br>OBP: 0.386, SLG: 0.513   | F9                            | FC5-4                            |                               | G6-3                             |                               |                                  | G3                           | 2B                               |                               | 5                                | 0                            | 1                                | 0                             | 0                                | 0                             | 2                                | <p>Toronto Blue Jays @ Baltimore Orioles</p> <p>Oriole Park at Camden Yards, Baltimore, MD</p> <p>Tue Sep 06 2005, 7:05 PM EDT<br/>Att: 20,729 - Clear - 79 F</p> <p>livebaseballscorecards.com</p> |                               |                                  |                                  |                                    |                                  |        |  |  |
| 6 Melvin Mora, R<br>OBP: 0.338, SLG: 0.447   |                               |                                  | 31<br>1B<br>FC6-4<br>BB       |                                  | F9                            |                                  | G5-3                         | BB                               |                               | 2                                | 1                            | 0                                | 0                             | 3                                | 0                             | 0                                |   |                               |                                  |                                  |                                    |                                  |        |  |  |
| 10 Miguel Tejada, R<br>OBP: 0.361, SLG: 0.548  | F7                            |                                  | FC6-4<br>31<br>1B<br>BB       |                                  | FC6-4<br>31<br>1B<br>BB       |                                  | G4-3                         | 2B                               |                               | 3                                | 3                            | 1                                | 0                             | 2                                | 1                             | 3                                |   |                               |                                  |                                  |                                    |                                  |        |  |  |
| 31 Jay Gibbons, L<br>OBP: 0.304, SLG: 0.500<br>David Newhan, L<br>OBP: 0.272, SLG: 0.323   | K                             |                                  | FC6-4<br>1B                   |                                  | G4-3                          |                                  | G4-3                         | 1B                               |                               | 3                                | 0                            | 1                                | 0                             | 0                                | 1                             | 2                                |   |                               |                                  |                                  |                                    |                                  |        |  |  |
| Javy Lopez, R<br>OBP: 0.326, SLG: 0.466  |                               | G1-3                             | FC6-4<br>1B                   |                                  | G4-3                          |                                  | 1B                           | HBP                              |                               | 4                                | 0                            | 2                                | 3                             | 0                                | 0                             | 2                                |   |                               |                                  |                                  |                                    |                                  |        |  |  |
| Alejandro Freire, R<br>OBP: 0.385, SLG: 0.441<br>Walter Young, L<br>OBP: 0.353, SLG: 0.350 |                               |                                  | 1-2<br>2-3<br>3-H             |                                  | G5-3                          |                                  | G5-3                         | 1B                               |                               | 2                                | 1                            | 1                                | 1                             | 1                                | 0                             | 1                                |   |                               |                                  |                                  |                                    |                                  |        |  |  |
| Eric Byrnes, R<br>OBP: 0.308, SLG: 0.395   |                               |                                  | 1-2<br>2-3<br>3-H             |                                  | G5-3                          |                                  | G5-3                         | 1B                               |                               | 0                                | 0                            | 0                                | 0                             | 1                                | 0                             | 0                                |   |                               |                                  |                                  |                                    |                                  |        |  |  |
| Luis Matos, R<br>OBP: 0.349, SLG: 0.381  |                               | 1B<br>BB                         |                               | G5-3                             |                               |                                  | K                            |                                  | F9                            | 4                                | 0                            | 0                                | 0                             | 0                                | 1                             | 6                                |   |                               |                                  |                                  |                                    |                                  |        |  |  |
| Gerónimo Gil, R<br>OBP: 0.212, SLG: 0.337  |                               |                                  |                               | G5-3                             |                               |                                  | G5-3                         |                                  | F9                            | 3                                | 0                            | 0                                | 0                             | 1                                | 1                             | 0                                |   |                               |                                  |                                  |                                    |                                  |        |  |  |
| <b>Inning Stats</b>  | R: 0<br>E: 0<br>K: 1<br>S: 12 | H: 0<br>LOB: 1<br>BB: 1<br>P: 16 | R: 1<br>E: 0<br>K: 1<br>S: 12 | H: 1<br>LOB: 2<br>BB: 2<br>P: 23 | R: 2<br>E: 0<br>K: 0<br>S: 14 | H: 2<br>LOB: 1<br>BB: 2<br>P: 27 | R: 0<br>E: 0<br>K: 0<br>S: 8 | H: 0<br>LOB: 0<br>BB: 0<br>P: 14 | R: 1<br>E: 0<br>K: 0<br>S: 10 | H: 1<br>LOB: 1<br>BB: 1<br>P: 18 | R: 0<br>E: 0<br>K: 1<br>S: 8 | H: 0<br>LOB: 0<br>BB: 0<br>P: 12 | R: 1<br>E: 0<br>K: 0<br>S: 12 | H: 2<br>LOB: 3<br>BB: 1<br>P: 23 | R: 0<br>E: 0<br>K: 1<br>S: 14 | H: 1<br>LOB: 2<br>BB: 1<br>P: 23 |   | R: 0<br>E: 0<br>K: 0<br>S: 12 | H: 0<br>LOB: 0<br>BB: 0<br>P: 23 | 1B: 5<br>2B: 2<br>3B: 0<br>HR: 0 | SF: 0<br>SAC: 0<br>DP: 1<br>HBP: 1 | WP: 1<br>PB: 0<br>SB: 0<br>CS: 0 | PA: 39 |  |  |
| <b>PITCHER</b>   | IP                            | WLS                              | BF                            | H                                | R                             | ER                               | SO                           | BB                               | IBB                           | HBP                              | BLK                          | WP                               | HR                            | S                                | P                             | ERA                              | WHIP  |                               |                                  |                                  |                                    |                                  |        |  |  |
| Ted Lilly, L<br>ERA: 5.65  | 2.1                           | L                                | 15                            | 3                                | 3                             | 3                                | 2                            | 5                                | 0                             | 0                                | 0                            | 0                                | 0                             | 35                               | 63                            | 11.57                            | 3.429   |                               |                                  |                                  |                                    |                                  |        |  |  |
| 22 Brandon League, R<br>ERA: 7.82  | 2.2                           |                                  | 9                             | 1                                | 1                             | 1                                | 0                            | 1                                | 0                             | 0                                | 0                            | 1                                | 0                             | 21                               | 35                            | 3.38                             | 0.750   |                               |                                  |                                  |                                    |                                  |        |  |  |
| 40 Dustin McGowan, R<br>ERA: 7.93  | 2.0                           |                                  | 10                            | 2                                | 1                             | 1                                | 1                            | 1                                | 0                             | 1                                | 0                            | 0                                | 0                             | 20                               | 35                            | 4.50                             | 1.500   |                               |                                  |                                  |                                    |                                  |        |  |  |
| 28 Shaun Marcum, R<br>ERA:   | 1.0                           |                                  | 5                             | 1                                | 0                             | 0                                | 1                            | 1                                | 0                             | 0                                | 0                            | 0                                | 0                             | 14                               | 23                            | 0.00                             | 2.000   |                               |                                  |                                  |                                    |                                  |        |  |  |

AB 31  
R 0  
H 5  
RBI 0  
BB 2  
SO 11  
LOB 13



AB 30  
R 5  
H 7  
RBI 5  
BB 8  
SO 4  
LOB 16













| Batter   | 1                             | 2                                | 3                             | 4                                | 5                             | 6                                | 7                             | 8                                | 9                            | AB                              | R                             | H                                | RBI                            | BB                               | SO                           | LOB                              | TOP   |                                  |                                  |                                    |                                  |        |  |  |  |
|--|-------------------------------|----------------------------------|-------------------------------|----------------------------------|-------------------------------|----------------------------------|-------------------------------|----------------------------------|------------------------------|---------------------------------|-------------------------------|----------------------------------|--------------------------------|----------------------------------|------------------------------|----------------------------------|---|----------------------------------|----------------------------------|------------------------------------|----------------------------------|--------|--|--|--|
| 8 Russ Adams, L<br>OBP: 0.340, SLG: 0.413      |                               |                                  |                               |                                  |                               |                                  |                               |                                  |                              | 5                               | 0                             | 1                                | 1                              | 0                                | 3                            | 3                                | <p>Toronto Blue Jays @ Tampa Bay Devil Rays</p> <p>Tropicana Field, St. Petersburg, FL</p> <p>Sat Sep 10 2005, 6:15 PM EDT</p> <p>Att: 10,984 - Dome - 72 F</p> <p>livebaseballscores.com</p> |                                  |                                  |                                    |                                  |        |  |  |  |
| 3 Reed Johnson, R<br>OBP: 0.334, SLG: 0.424    |                               |                                  |                               |                                  |                               |                                  |                               |                                  |                              | 5                               | 0                             | 1                                | 0                              | 0                                | 1                            | 3                                |   |                                  |                                  |                                    |                                  |        |  |  |  |
| 10 Vernon Wells, R<br>OBP: 0.315, SLG: 0.466   |                               |                                  |                               |                                  |                               |                                  |                               |                                  |                              | 5                               | 0                             | 1                                | 0                              | 0                                | 1                            | 3                                |   |                                  |                                  |                                    |                                  |        |  |  |  |
| 47 Corey Koskie, L<br>OBP: 0.321, SLG: 0.407   |                               |                                  |                               |                                  |                               |                                  |                               |                                  |                              | 4                               | 0                             | 0                                | 0                              | 0                                | 3                            | 2                                |   |                                  |                                  |                                    |                                  |        |  |  |  |
| Shea Hillenbrand, R<br>OBP: 0.344, SLG: 0.454  |                               |                                  |                               |                                  |                               |                                  |                               |                                  |                              | 4                               | 0                             | 2                                | 0                              | 0                                | 0                            | 1                                |   |                                  |                                  |                                    |                                  |        |  |  |  |
| 2 Aaron Hill, R<br>OBP: 0.332, SLG: 0.391      |                               |                                  |                               |                                  |                               |                                  |                               |                                  |                              | 4                               | 0                             | 1                                | 0                              | 0                                | 0                            | 2                                |   |                                  |                                  |                                    |                                  |        |  |  |  |
| 15 Alex Rios, R<br>OBP: 0.307, SLG: 0.387      |                               |                                  |                               |                                  |                               |                                  |                               |                                  |                              | 3                               | 1                             | 0                                | 0                              | 0                                | 1                            | 3                                |   |                                  |                                  |                                    |                                  |        |  |  |  |
| Frank Catalanotto, L<br>OBP: 0.360, SLG: 0.419 |                               |                                  |                               |                                  |                               |                                  |                               |                                  |                              | 0                               | 1                             | 0                                | 0                              | 1                                | 0                            | 0                                |   |                                  |                                  |                                    |                                  |        |  |  |  |
| Gabe Gross, L<br>OBP: 0.321, SLG: 0.306        |                               |                                  |                               |                                  |                               |                                  |                               |                                  |                              | 0                               | 0                             | 0                                | 0                              | 0                                | 0                            | 0                                |   |                                  |                                  |                                    |                                  |        |  |  |  |
| Frank Menechino, R<br>OBP: 0.367, SLG: 0.359   |                               |                                  |                               |                                  |                               |                                  |                               |                                  |                              | 2                               | 0                             | 0                                | 0                              | 1                                | 1                            | 1                                |   |                                  |                                  |                                    |                                  |        |  |  |  |
| Eric Hinske, L<br>OBP: 0.336, SLG: 0.422       |                               |                                  |                               |                                  |                               |                                  |                               |                                  |                              | 1                               | 1                             | 1                                | 0                              | 0                                | 0                            | 0                                |   |                                  |                                  |                                    |                                  |        |  |  |  |
| Guillermo Quiroz, R<br>OBP: 0.154, SLG: 0.083  |                               |                                  |                               |                                  |                               |                                  |                               |                                  |                              | 2                               | 0                             | 1                                | 0                              | 0                                | 1                            | 1                                |   |                                  |                                  |                                    |                                  |        |  |  |  |
| 9 Grego Zaun, S<br>OBP: 0.351, SLG: 0.382      |                               |                                  |                               |                                  |                               |                                  |                               |                                  |                              | 1                               | 0                             | 1                                | 1                              | 0                                | 0                            | 0                                |   |                                  |                                  |                                    |                                  |        |  |  |  |
| <b>Inning Stats</b>                            | R: 0<br>E: 0<br>K: 3<br>S: 11 | H: 1<br>LOB: 1<br>BB: 0<br>P: 14 | R: 1<br>E: 1<br>K: 1<br>S: 17 | H: 2<br>LOB: 2<br>BB: 1<br>P: 26 | R: 0<br>E: 0<br>K: 1<br>S: 11 | H: 1<br>LOB: 1<br>BB: 0<br>P: 13 | R: 0<br>E: 0<br>K: 2<br>S: 13 | H: 1<br>LOB: 1<br>BB: 0<br>P: 18 | R: 0<br>E: 0<br>K: 0<br>S: 8 | H: 0<br>LOB: 0<br>BB: 0<br>P: 9 | R: 0<br>E: 0<br>K: 2<br>S: 11 | H: 1<br>LOB: 1<br>BB: 0<br>P: 14 | R: 0<br>E: 0<br>K: 10<br>S: 10 | H: 0<br>LOB: 1<br>BB: 0<br>P: 14 | R: 0<br>E: 0<br>K: 0<br>S: 8 | H: 0<br>LOB: 0<br>BB: 0<br>P: 12 | R: 2<br>E: 0<br>K: 0<br>S: 12   | H: 3<br>LOB: 2<br>BB: 1<br>P: 18 | 1B: 7<br>2B: 2<br>3B: 0<br>HR: 0 | SF: 0<br>SAC: 0<br>DP: 0<br>HBP: 1 | WP: 0<br>PB: 0<br>SB: 1<br>CS: 1 | PA: 39 |  |  |  |
| <b>PITCHER</b>                                 | IP                            | WLS                              | BF                            | H                                | R                             | ER                               | SO                            | BB                               | IBB                          | HBP                             | BLK                           | WP                               | HR                             | S                                | P                            | ERA                              | WHIP  |                                  |                                  |                                    |                                  |        |  |  |  |
| 19 Scott Kazmir, L<br>ERA: 3.85                | 7.0                           |                                  | 29                            | 6                                | 1                             | 0                                | 11                            | 1                                | 0                            | 1                               | 0                             | 0                                | 0                              | 81                               | 108                          | 0.00                             | 1.000   |                                  |                                  |                                    |                                  |        |  |  |  |
| Joe Borowski, R<br>ERA: 3.82                   | 1.0                           | H                                | 3                             | 0                                | 0                             | 0                                | 0                             | 0                                | 0                            | 0                               | 0                             | 0                                | 0                              | 8                                | 12                           | 0.00                             | 0.000   |                                  |                                  |                                    |                                  |        |  |  |  |
| Danys Baez, R<br>ERA: 2.76                     | 1.0                           | L                                | 7                             | 3                                | 2                             | 2                                | 0                             | 1                                | 0                            | 0                               | 0                             | 0                                | 0                              | 12                               | 18                           | 18.00                            | 4.000   |                                  |                                  |                                    |                                  |        |  |  |  |

| Batter  | 1                            | 2                                | 3                            | 4                                | 5                            | 6                                | 7                             | 8                                | 9                            | AB                               | R                            | H                                | RBI                          | BB                               | SO                            | LOB                              | BOTTOM  |                                  |                                  |                                    |                                  |        |  |  |  |
|---|------------------------------|----------------------------------|------------------------------|----------------------------------|------------------------------|----------------------------------|-------------------------------|----------------------------------|------------------------------|----------------------------------|------------------------------|----------------------------------|------------------------------|----------------------------------|-------------------------------|----------------------------------|---|----------------------------------|----------------------------------|------------------------------------|----------------------------------|--------|--|--|--|
| Julio Lugo, R<br>OBP: 0.360, SLG: 0.396       |                              |                                  |                              |                                  |                              |                                  |                               |                                  |                              | 3                                | 0                            | 0                                | 0                            | 0                                | 0                             | 0                                | <p>Toronto Blue Jays @ Tampa Bay Devil Rays</p> <p>Tropicana Field, St. Petersburg, FL</p> <p>Sat Sep 10 2005, 6:15 PM EDT</p> <p>Att: 10,984 - Dome - 72 F</p> <p>livebaseballscores.com</p> |                                  |                                  |                                    |                                  |        |  |  |  |
| 13 Carl Crawford, L<br>OBP: 0.321, SLG: 0.456 |                              |                                  |                              |                                  |                              |                                  |                               |                                  |                              | 4                                | 0                            | 1                                | 0                            | 0                                | 0                             | 1                                |   |                                  |                                  |                                    |                                  |        |  |  |  |
| 3 Jorge Cantu, R<br>OBP: 0.315, SLG: 0.496    |                              |                                  |                              |                                  |                              |                                  |                               |                                  |                              | 4                                | 0                            | 1                                | 0                            | 0                                | 1                             | 2                                |   |                                  |                                  |                                    |                                  |        |  |  |  |
| Aubrey Huff, L<br>OBP: 0.318, SLG: 0.428      |                              |                                  |                              |                                  |                              |                                  |                               |                                  |                              | 4                                | 0                            | 0                                | 0                            | 0                                | 1                             | 1                                |   |                                  |                                  |                                    |                                  |        |  |  |  |
| 31 Jonny Gomes, R<br>OBP: 0.390, SLG: 0.555   |                              |                                  |                              |                                  |                              |                                  |                               |                                  |                              | 2                                | 1                            | 0                                | 0                            | 2                                | 1                             | 0                                |   |                                  |                                  |                                    |                                  |        |  |  |  |
| Travis Lee, L<br>OBP: 0.337, SLG: 0.433       |                              |                                  |                              |                                  |                              |                                  |                               |                                  |                              | 3                                | 0                            | 0                                | 0                            | 1                                | 1                             | 1                                |   |                                  |                                  |                                    |                                  |        |  |  |  |
| Damon Hollins, R<br>OBP: 0.306, SLG: 0.436    |                              |                                  |                              |                                  |                              |                                  |                               |                                  |                              | 3                                | 1                            | 1                                | 2                            | 0                                | 1                             | 2                                |   |                                  |                                  |                                    |                                  |        |  |  |  |
| Joey Gathright, L<br>OBP: 0.318, SLG: 0.354   |                              |                                  |                              |                                  |                              |                                  |                               |                                  |                              | 0                                | 0                            | 0                                | 0                            | 0                                | 0                             | 0                                |   |                                  |                                  |                                    |                                  |        |  |  |  |
| Toby Hall, R<br>OBP: 0.316, SLG: 0.370        |                              |                                  |                              |                                  |                              |                                  |                               |                                  |                              | 3                                | 0                            | 0                                | 0                            | 0                                | 0                             | 2                                |   |                                  |                                  |                                    |                                  |        |  |  |  |
| Alex Gonzalez, R<br>OBP: 0.309, SLG: 0.404    |                              |                                  |                              |                                  |                              |                                  |                               |                                  |                              | 3                                | 0                            | 1                                | 0                            | 0                                | 0                             | 0                                |   |                                  |                                  |                                    |                                  |        |  |  |  |
| <b>Inning Stats</b>                           | R: 0<br>E: 0<br>K: 0<br>S: 9 | H: 1<br>LOB: 1<br>BB: 0<br>P: 10 | R: 0<br>E: 0<br>K: 0<br>S: 6 | H: 0<br>LOB: 2<br>BB: 2<br>P: 16 | R: 0<br>E: 0<br>K: 1<br>S: 9 | H: 1<br>LOB: 0<br>BB: 0<br>P: 11 | R: 2<br>E: 0<br>K: 0<br>S: 10 | H: 1<br>LOB: 0<br>BB: 1<br>P: 18 | R: 0<br>E: 0<br>K: 0<br>S: 9 | H: 0<br>LOB: 0<br>BB: 0<br>P: 12 | R: 0<br>E: 0<br>K: 1<br>S: 7 | H: 0<br>LOB: 0<br>BB: 0<br>P: 11 | R: 0<br>E: 0<br>K: 1<br>S: 8 | H: 0<br>LOB: 0<br>BB: 0<br>P: 10 | R: 0<br>E: 0<br>K: 0<br>S: 11 | H: 1<br>LOB: 1<br>BB: 0<br>P: 15 | R: 0<br>E: 0<br>K: 2<br>S: 11   | H: 0<br>LOB: 0<br>BB: 0<br>P: 15 | 1B: 3<br>2B: 0<br>3B: 0<br>HR: 1 | SF: 0<br>SAC: 1<br>DP: 1<br>HBP: 0 | WP: 0<br>PB: 0<br>SB: 1<br>CS: 0 | PA: 33 |  |  |  |
| <b>PITCHER</b>                                | IP                           | WLS                              | BF                           | H                                | R                            | ER                               | SO                            | BB                               | IBB                          | HBP                              | BLK                          | WP                               | HR                           | S                                | P                             | ERA                              | WHIP  |                                  |                                  |                                    |                                  |        |  |  |  |
| Dave Bush, R<br>ERA: 4.0                      | 8.0                          | W                                | 30                           | 4                                | 2                            | 2                                | 3                             | 3                                | 0                            | 0                                | 0                            | 0                                | 0                            | 69                               | 103                           | 2.25                             | 0.875   |                                  |                                  |                                    |                                  |        |  |  |  |
| Miguel Batista, R<br>ERA: 3.45                | 1.0                          | S                                | 3                            | 0                                | 0                            | 0                                | 2                             | 0                                | 0                            | 0                                | 0                            | 0                                | 0                            | 11                               | 15                            | 0.00                             | 0.000   |                                  |                                  |                                    |                                  |        |  |  |  |



| Batter   | 1                            | 2                                | 3                             | 4                                | 5                            | 6                                | 7                            | 8                               | 9                            | 10                               | 11                           | AB                               | R                             | H                                | RBI                           | BB                               | SO                            | LOB                              | TOP                          |                                  |                                  |                                    |                         |        |  |
|--|------------------------------|----------------------------------|-------------------------------|----------------------------------|------------------------------|----------------------------------|------------------------------|---------------------------------|------------------------------|----------------------------------|------------------------------|----------------------------------|-------------------------------|----------------------------------|-------------------------------|----------------------------------|-------------------------------|----------------------------------|------------------------------|----------------------------------|----------------------------------|------------------------------------|-------------------------|--------|--|
| 8 Russ Adams, L<br>OBP: 0.335, SLG: 0.407  | P6                           |                                  | K                             |                                  | G4-3                         |                                  | K                            |                                 | F7                           |                                  | F9-4-3                       | 6                                | 0                             | 0                                | 0                             | 0                                | 2                             | 2                                |                              |                                  |                                  |                                    |                         |        |  |
| 3 Reed Johnson, R<br>OBP: 0.334, SLG: 0.422<br>Frank Catalanotto, L<br>OBP: 0.362, SLG: 0.424<br>Gabe Gross, L<br>OBP: 0.333, SLG: 0.306 | K                            |                                  | G5-3                          |                                  |                              | BB                               |                              | 2B                              |                              | BB                               |                              | 2                                | 0                             | 0                                | 0                             | 1                                | 1                             | 0                                |                              |                                  |                                  |                                    |                         |        |  |
| 10 Vernon Wells, R<br>OBP: 0.316, SLG: 0.465   | 1B                           |                                  | K                             |                                  | G6-4-3                       |                                  | K                            |                                 | 1B                           |                                  |                              | 5                                | 0                             | 2                                | 0                             | 0                                | 2                             | 2                                |                              |                                  |                                  |                                    |                         |        |  |
| 47 Corey Koskie, L<br>OBP: 0.319, SLG: 0.401   | G4-3                         |                                  |                               |                                  | F9                           |                                  | G3                           |                                 | 2B                           |                                  | K                            | 4                                | 1                             | 0                                | 0                             | 1                                | 1                             | 3                                |                              |                                  |                                  |                                    |                         |        |  |
| Shea Hillenbrand, R<br>OBP: 0.348, SLG: 0.480  |                              | 9 WP<br>15 SF7<br>HBP            |                               |                                  | 2B                           |                                  |                              |                                 |                              |                                  |                              | 4                                | 2                             | 3                                | 1                             | 0                                | 0                             | 0                                |                              |                                  |                                  |                                    |                         |        |  |
| 2 Aaron Hill, R<br>OBP: 0.333, SLG: 0.391  |                              | 9 WP<br>BB                       |                               |                                  | G5-3                         |                                  |                              |                                 |                              |                                  |                              | 3                                | 1                             | 1                                | 1                             | 1                                | 1                             | 1                                |                              |                                  |                                  |                                    |                         |        |  |
| 9 Gregg Zaun, S<br>OBP: 0.359, SLG: 0.378  |                              |                                  | K                             |                                  |                              |                                  |                              |                                 |                              |                                  |                              | 4                                | 0                             | 0                                | 0                             | 1                                | 2                             | 5                                |                              |                                  |                                  |                                    |                         |        |  |
| 15 Alex Rios, R<br>OBP: 0.304, SLG: 0.384  |                              | SF7                              |                               |                                  |                              |                                  |                              |                                 |                              |                                  |                              | 4                                | 0                             | 0                                | 1                             | 0                                | 2                             | 4                                |                              |                                  |                                  |                                    |                         |        |  |
| Guillermo Quiroz, R<br>OBP: 0.176, SLG: 0.188<br>Eric Hinske, L<br>OBP: 0.339, SLG: 0.422  |                              |                                  | P1                            |                                  |                              |                                  |                              |                                 |                              |                                  |                              | 4                                | 0                             | 1                                | 2                             | 0                                | 1                             | 1                                |                              |                                  |                                  |                                    |                         |        |  |
|  |                              |                                  |                               |                                  |                              |                                  |                              |                                 |                              |                                  |                              | 0                                | 0                             | 0                                | 0                             | 1                                | 0                             | 0                                |                              |                                  |                                  |                                    |                         |        |  |
| <b>Inning Stats</b>  | R: 0<br>E: 0<br>K: 1<br>S: 8 | H: 1<br>LOB: 1<br>BB: 0<br>P: 10 | R: 1<br>E: 0<br>K: 1<br>S: 13 | H: 0<br>LOB: 1<br>BB: 1<br>P: 21 | R: 0<br>E: 0<br>K: 2<br>S: 9 | H: 0<br>LOB: 0<br>BB: 0<br>P: 11 | R: 0<br>E: 0<br>K: 1<br>S: 8 | H: 1<br>LOB: 1<br>BB: 0<br>P: 9 | R: 0<br>E: 0<br>K: 1<br>S: 9 | H: 0<br>LOB: 0<br>BB: 0<br>P: 13 | R: 0<br>E: 0<br>K: 0<br>S: 4 | H: 0<br>LOB: 0<br>BB: 1<br>P: 10 | R: 2<br>E: 0<br>K: 1<br>S: 12 | H: 2<br>LOB: 2<br>BB: 2<br>P: 26 | R: 0<br>E: 0<br>K: 2<br>S: 13 | H: 1<br>LOB: 1<br>BB: 1<br>P: 21 | R: 0<br>E: 0<br>K: 1<br>S: 11 | H: 0<br>LOB: 0<br>BB: 0<br>P: 13 | R: 0<br>E: 0<br>K: 0<br>S: 5 | H: 0<br>LOB: 0<br>BB: 1<br>P: 10 | 1B: 4<br>2B: 5<br>3B: 0<br>HR: 0 | SF: 2<br>SAC: 0<br>DP: 2<br>HBP: 1 | WP: 2<br>SB: 0<br>CS: 0 | PA: 46 |  |
| <b>PITCHER</b>   | IP<br>7.0                    | WLS<br>1.0                       | BF<br>28                      | H<br>5                           | R<br>3                       | ER<br>2                          | SO<br>8                      | BB<br>2                         | IBB<br>0                     | HBP<br>1                         | BLK<br>0                     | WP<br>2                          | HR<br>0                       | S<br>66                          | P<br>96                       | ERA<br>2.57                      | WHIP<br>1.000                 |                                  |                              |                                  |                                  |                                    |                         |        |  |
| Casey Fossum, L<br>ERA: 4.73   |                              |                                  |                               |                                  |                              |                                  |                              |                                 |                              |                                  |                              |                                  |                               |                                  |                               |                                  |                               |                                  |                              |                                  |                                  |                                    |                         |        |  |
| 54 Chad Orvella, R<br>ERA: 3.4   |                              |                                  |                               |                                  |                              |                                  |                              |                                 |                              |                                  |                              |                                  |                               |                                  |                               |                                  |                               |                                  |                              |                                  |                                  |                                    |                         |        |  |
| Trevor Miller, L<br>ERA: 4.62  |                              |                                  |                               |                                  |                              |                                  |                              |                                 |                              |                                  |                              |                                  |                               |                                  |                               |                                  |                               |                                  |                              |                                  |                                  |                                    |                         |        |  |
| Travis Harper, R<br>ERA: 7.36  |                              |                                  |                               |                                  |                              |                                  |                              |                                 |                              |                                  |                              |                                  |                               |                                  |                               |                                  |                               |                                  |                              |                                  |                                  |                                    |                         |        |  |

Toronto Blue Jays @ Tampa Bay Devil Rays  
Tropicana Field, St. Petersburg, FL  
Sun Sep 11 2005, 2:15 PM EDT  
Att. 10,590 - Dome - 72 F

|     |    |
|-----|----|
| AB  | 37 |
| R   | 5  |
| H   | 8  |
| RBI | 5  |
| BB  | 6  |
| SO  | 12 |
| LOB | 18 |



| Batter  | 1                            | 2                                | 3                            | 4                                | 5                             | 6                                | 7                            | 8                                | 9                             | 10                               | 11                           | AB                               | R                            | H                                | RBI                           | BB                               | SO                            | LOB                              | BOTTOM                       |                                 |                                  |                                    |                         |        |  |
|---|------------------------------|----------------------------------|------------------------------|----------------------------------|-------------------------------|----------------------------------|------------------------------|----------------------------------|-------------------------------|----------------------------------|------------------------------|----------------------------------|------------------------------|----------------------------------|-------------------------------|----------------------------------|-------------------------------|----------------------------------|------------------------------|---------------------------------|----------------------------------|------------------------------------|-------------------------|--------|--|
| Julio Lugo, R<br>OBP: 0.360, SLG: 0.398   | F9                           |                                  | E                            |                                  |                               | F8                               |                              | FC5-4                            |                               |                                  |                              | 5                                | 1                            | 2                                | 2                             | 0                                | 0                             | 1                                |                              |                                 |                                  |                                    |                         |        |  |
| Damon Hollins, R<br>OBP: 0.304, SLG: 0.432  | G5-3                         |                                  | G6-3                         |                                  |                               |                                  |                              | K                                |                               |                                  |                              | 5                                | 0                            | 1                                | 0                             | 0                                | 2                             | 2                                |                              |                                 |                                  |                                    |                         |        |  |
| 3 Jorge Cantu, R<br>OBP: 0.316, SLG: 0.494  | G6-3                         |                                  | G6-3                         |                                  |                               |                                  |                              | K                                |                               |                                  |                              | 4                                | 1                            | 1                                | 0                             | 1                                | 1                             | 1                                |                              |                                 |                                  |                                    |                         |        |  |
| Eduardo Perez, R<br>OBP: 0.383, SLG: 0.543<br>13 Carl Crawford, L<br>OBP: 0.322, SLG: 0.456 |                              | K                                |                              |                                  | G6-3                          |                                  |                              | K                                |                               |                                  |                              | 3                                | 0                            | 0                                | 0                             | 0                                | 2                             | 1                                |                              |                                 |                                  |                                    |                         |        |  |
| 31 Jonny Gomes, R<br>OBP: 0.389, SLG: 0.549<br>Joey Gathright, L<br>OBP: 0.322, SLG: 0.358  |                              | K                                |                              |                                  |                               |                                  |                              | F8                               |                               |                                  |                              | 3                                | 0                            | 0                                | 0                             | 0                                | 2                             | 0                                |                              |                                 |                                  |                                    |                         |        |  |
| Aubrey Huff, L<br>OBP: 0.316, SLG: 0.424  | G4-3                         |                                  |                              |                                  | G1-6-3                        |                                  |                              | K                                |                               |                                  |                              | 5                                | 0                            | 0                                | 1                             | 0                                | 1                             | 2                                |                              |                                 |                                  |                                    |                         |        |  |
| Alex Gonzalez, R<br>OBP: 0.312, SLG: 0.407<br>Travis Lee, L<br>OBP: 0.338, SLG: 0.433       |                              |                                  | SH2-4<br>1B                  |                                  |                               |                                  |                              | G3-1                             |                               |                                  |                              | 3                                | 1                            | 2                                | 0                             | 0                                | 0                             | 0                                |                              |                                 |                                  |                                    |                         |        |  |
| Toby Hall, R<br>OBP: 0.316, SLG: 0.369  |                              |                                  | SH2-4<br>1B                  |                                  | G4-6-3                        |                                  |                              |                                  |                               |                                  |                              | 4                                | 1                            | 1                                | 0                             | 0                                | 0                             | 2                                |                              |                                 |                                  |                                    |                         |        |  |
| Nick Green, R<br>OBP: 0.331, SLG: 0.348   |                              |                                  | SH2-4                        |                                  |                               |                                  |                              |                                  |                               |                                  |                              | 2                                | 0                            | 0                                | 0                             | 1                                | 2                             | 0                                |                              |                                 |                                  |                                    |                         |        |  |
| <b>Inning Stats</b>   | R: 0<br>E: 0<br>K: 0<br>S: 9 | H: 0<br>LOB: 0<br>BB: 0<br>P: 12 | R: 0<br>E: 0<br>K: 2<br>S: 8 | H: 0<br>LOB: 0<br>BB: 0<br>P: 13 | R: 3<br>E: 0<br>K: 0<br>S: 14 | H: 3<br>LOB: 0<br>BB: 0<br>P: 18 | R: 0<br>E: 0<br>K: 1<br>S: 9 | H: 0<br>LOB: 0<br>BB: 0<br>P: 12 | R: 0<br>E: 0<br>K: 2<br>S: 10 | H: 1<br>LOB: 1<br>BB: 0<br>P: 12 | R: 0<br>E: 0<br>K: 1<br>S: 8 | H: 0<br>LOB: 0<br>BB: 1<br>P: 14 | R: 0<br>E: 0<br>K: 1<br>S: 8 | H: 0<br>LOB: 0<br>BB: 0<br>P: 19 | R: 2<br>E: 0<br>K: 0<br>S: 15 | H: 2<br>LOB: 1<br>BB: 1<br>P: 23 | R: 0<br>E: 0<br>K: 2<br>S: 15 | H: 1<br>LOB: 2<br>BB: 1<br>P: 22 | R: 1<br>E: 0<br>K: 0<br>S: 6 | H: 1<br>LOB: 1<br>BB: 0<br>P: 7 | 1B: 8<br>2B: 1<br>3B: 0<br>HR: 0 | SF: 0<br>SAC: 2<br>DP: 1<br>HBP: 0 | WP: 0<br>SB: 0<br>CS: 0 | PA: 43 |  |
| <b>PITCHER</b>  | IP<br>7.2                    | WLS<br>0.1                       | BF<br>28                     | H<br>5                           | R<br>3                        | ER<br>2                          | SO<br>7                      | BB<br>1                          | IBB<br>0                      | HBP<br>0                         | BLK<br>0                     | WP<br>0                          | HR<br>0                      | S<br>69                          | P<br>105                      | ERA<br>2.35                      | WHIP<br>0.783                 |                                  |                              |                                 |                                  |                                    |                         |        |  |
| 39 Gustavo Chacin, L<br>ERA: 3.59   |                              |                                  |                              |                                  |                               |                                  |                              |                                  |                               |                                  |                              |                                  |                              |                                  |                               |                                  |                               |                                  |                              |                                 |                                  |                                    |                         |        |  |
| 54 Jason Frasor, R<br>ERA: 3.66   |                              |                                  |                              |                                  |                               |                                  |                              |                                  |                               |                                  |                              |                                  |                              |                                  |                               |                                  |                               |                                  |                              |                                 |                                  |                                    |                         |        |  |
| Miguel Batista, R<br>ERA: 3.69  |                              |                                  |                              |                                  |                               |                                  |                              |                                  |                               |                                  |                              |                                  |                              |                                  |                               |                                  |                               |                                  |                              |                                 |                                  |                                    |                         |        |  |
| Justin Speier, R<br>ERA: 2.69   |                              |                                  |                              |                                  |                               |                                  |                              |                                  |                               |                                  |                              |                                  |                              |                                  |                               |                                  |                               |                                  |                              |                                 |                                  |                                    |                         |        |  |
| Scott Schoeneweis, L<br>ERA: 3.86   |                              |                                  |                              |                                  |                               |                                  |                              |                                  |                               |                                  |                              |                                  |                              |                                  |                               |                                  |                               |                                  |                              |                                 |                                  |                                    |                         |        |  |

Toronto Blue Jays @ Tampa Bay Devil Rays  
Tropicana Field, St. Petersburg, FL  
Sun Sep 11 2005, 2:15 PM EDT  
Att. 10,590 - Dome - 72 F

|     |    |
|-----|----|
| AB  | 38 |
| R   | 6  |
| H   | 9  |
| RBI | 5  |
| BB  | 3  |
| SO  | 10 |
| LOB | 11 |






| Batter                                       | 1                            | 2                                | 3                              | 4                                | 5                                   | 6                               | 7                                  | 8                                | 9                             | 10                               | 11                                  | AB                               | R                                 | H                                | RBI                          | BB                               | SO                                  | LOB                              | TOP                               |                                  |                               |                                  |                                  |                                    |                                  |        |
|--|------------------------------|----------------------------------|--------------------------------|----------------------------------|-------------------------------------|---------------------------------|------------------------------------|----------------------------------|-------------------------------|----------------------------------|-------------------------------------|----------------------------------|-----------------------------------|----------------------------------|------------------------------|----------------------------------|-------------------------------------|----------------------------------|-----------------------------------|----------------------------------|-------------------------------|----------------------------------|----------------------------------|------------------------------------|----------------------------------|--------|
| Tony Graffanino, R<br>OBP: 0.369, SLG: 0.406 | F9                           |                                  | P3                             |                                  |                                     | K                               | 1B<br>FC3-6                        |                                  | L8                            |                                  | G4-3                                | 6                                | 1                                 | 1                                | 0                            | 0                                | 1                                   | 0                                |                                   |                                  |                               |                                  |                                  |                                    |                                  |        |
| Edgar Renteria, R<br>OBP: 0.339, SLG: 0.387  | G5-3                         |                                  |                                | F7                               |                                     | G5-3                            | 1B<br>FC3-6                        |                                  | F7                            |                                  | K                                   | 6                                | 0                                 | 1                                | 1                            | 0                                | 1                                   | 0                                |                                   |                                  |                               |                                  |                                  |                                    |                                  |        |
| 34 David Ortiz, L<br>OBP: 0.395, SLG: 0.594  | K                            |                                  |                                | HR                               |                                     | HR                              | 1B<br>FC3-6                        |                                  | BB                            |                                  | HR                                  | 5                                | 3                                 | 3                                | 3                            | 1                                | 1                                   | 1                                |                                   |                                  |                               |                                  |                                  |                                    |                                  |        |
| Manny Ramirez, R<br>OBP: 0.381, SLG: 0.565   |                              | F8                               |                                | F9                               |                                     | HR                              | 1B<br>G4-6-3                       |                                  | 1B                            |                                  | P3                                  | 6                                | 1                                 | 3                                | 2                            | 0                                | 0                                   | 0                                |                                   |                                  |                               |                                  |                                  |                                    |                                  |        |
| Jason Varitek, S<br>OBP: 0.374, SLG: 0.514   |                              | K                                |                                | G6-3                             |                                     | G6-3                            | 1B<br>BB                           |                                  | K                             |                                  |                                     | 5                                | 0                                 | 1                                | 0                            | 0                                | 2                                   | 4                                |                                   |                                  |                               |                                  |                                  |                                    |                                  |        |
| Kevin Millar, R<br>OBP: 0.360, SLG: 0.407    |                              |                                  |                                | F8                               |                                     | F8                              | 1B<br>BB                           |                                  | BB                            |                                  | G6-3                                | 3                                | 0                                 | 2                                | 0                            | 1                                | 0                                   | 0                                |                                   |                                  |                               |                                  |                                  |                                    |                                  |        |
| Adam Stern, L<br>OBP: 0.188, SLG: 0.333      |                              |                                  |                                |                                  |                                     |                                 |                                    |                                  |                               |                                  |                                     | 0                                | 0                                 | 0                                | 0                            | 0                                | 0                                   | 0                                |                                   |                                  |                               |                                  |                                  |                                    |                                  |        |
| John Olerud, L<br>OBP: 0.361, SLG: 0.529     |                              |                                  |                                |                                  |                                     |                                 |                                    |                                  |                               |                                  |                                     | 1                                | 0                                 | 0                                | 0                            | 0                                | 0                                   | 0                                |                                   |                                  |                               |                                  |                                  |                                    |                                  |        |
| Trot Nixon, L<br>OBP: 0.358, SLG: 0.456      |                              |                                  |                                |                                  |                                     |                                 |                                    |                                  |                               |                                  |                                     | 4                                | 0                                 | 0                                | 0                            | 1                                | 0                                   | 2                                |                                   |                                  |                               |                                  |                                  |                                    |                                  |        |
| Bill Mueller, S<br>OBP: 0.373, SLG: 0.432    |                              |                                  |                                | F8                               |                                     |                                 |                                    |                                  |                               |                                  |                                     | 3                                | 0                                 | 0                                | 0                            | 2                                | 0                                   | 4                                |                                   |                                  |                               |                                  |                                  |                                    |                                  |        |
| Gabe Kapler, R<br>OBP: 0.266, SLG: 0.359     |                              |                                  |                                | P4                               |                                     |                                 |                                    |                                  |                               |                                  |                                     | 5                                | 1                                 | 1                                | 0                            | 0                                | 1                                   | 3                                |                                   |                                  |                               |                                  |                                  |                                    |                                  |        |
| <b>Inning Stats</b>                          | R: 0<br>E: 0<br>K: 1<br>S: 8 | H: 0<br>LOB: 0<br>BB: 0<br>P: 12 | R: 0<br>E: 0<br>K: 1<br>S: 12  | H: 1<br>LOB: 1<br>BB: 0<br>P: 20 | R: 0<br>E: 0<br>K: 0<br>S: 5        | H: 0<br>LOB: 0<br>BB: 0<br>P: 9 | R: 1<br>E: 0<br>K: 0<br>S: 13      | H: 1<br>LOB: 0<br>BB: 0<br>P: 21 | R: 0<br>E: 0<br>K: 0<br>S: 13 | H: 0<br>LOB: 1<br>BB: 1<br>P: 23 | R: 2<br>E: 0<br>K: 1<br>S: 16       | H: 4<br>LOB: 3<br>BB: 1<br>P: 29 | R: 2<br>E: 0<br>K: 0<br>S: 18     | H: 4<br>LOB: 1<br>BB: 0<br>P: 26 | R: 0<br>E: 0<br>K: 1<br>S: 8 | H: 0<br>LOB: 1<br>BB: 1<br>P: 14 | R: 0<br>E: 0<br>K: 1<br>S: 12       | H: 1<br>LOB: 2<br>BB: 1<br>P: 20 | R: 0<br>E: 0<br>K: 0<br>S: 12     | H: 0<br>LOB: 1<br>BB: 1<br>P: 23 | R: 1<br>E: 0<br>K: 1<br>S: 13 | H: 1<br>LOB: 0<br>BB: 0<br>P: 21 | 1B: 9<br>2B: 0<br>3B: 0<br>HR: 3 | SF: 0<br>SAC: 0<br>DP: 1<br>HBP: 0 | WP: 0<br>PB: 0<br>SB: 0<br>CS: 0 | PA: 49 |
| <b>PITCHER</b>                               | Ted Lilly, L<br>ERA: 5.61    | IP: 5.2<br>WLS: 23<br>BF: 23     | H: 5<br>R: 3<br>ER: 3<br>SO: 3 | R: 2<br>ER: 3                    | BB: 1<br>IBB: 0<br>HBP: 0<br>BLK: 0 | WP: 0<br>HR: 2<br>S: 63         | P: 104<br>ERA: 4.76<br>WHIP: 1.059 | 47 Jason Frasor, R<br>ERA: 3.56  | IP: 9.1<br>WLS: 6<br>BF: 41   | H: 1<br>R: 1<br>ER: 1<br>SO: 1   | BB: 0<br>IBB: 0<br>HBP: 0<br>BLK: 0 | WP: 0<br>HR: 0<br>S: 18          | P: 31<br>ERA: 0.00<br>WHIP: 1.500 | Pete Walker, R<br>ERA: 3.0       | IP: 11.1<br>WLS: 4<br>BF: 41 | H: 1<br>R: 1<br>ER: 1<br>SO: 1   | BB: 0<br>IBB: 0<br>HBP: 0<br>BLK: 0 | WP: 0<br>HR: 1<br>S: 21          | P: 21<br>ERA: 9.00<br>WHIP: 1.000 |                                  |                               |                                  |                                  |                                    |                                  |        |

**Boston Red Sox @ Toronto Blue Jays**  
Rogers Centre, Toronto, ON  
Mon Sep 12 2005, 7:07 PM EDT  
Att: 24,617 - Party Cloudy - 86 F

livebaseballscorecards.com

AB 44  
R 6  
H 12  
RBI 6  
BB 5  
SO 6  
LOB 14




| Batter   | 1                              | 2                                | 3                              | 4                                | 5                                   | 6                                | 7                                  | 8                                | 9                             | 10                               | 11                                  | AB                               | R                                 | H                                | RBI                          | BB                               | SO                                  | LOB                              | BOTTOM                             |                                      |                                  |                                    |                                     |                         |                                   |
|--|--------------------------------|----------------------------------|--------------------------------|----------------------------------|-------------------------------------|----------------------------------|------------------------------------|----------------------------------|-------------------------------|----------------------------------|-------------------------------------|----------------------------------|-----------------------------------|----------------------------------|------------------------------|----------------------------------|-------------------------------------|----------------------------------|------------------------------------|--------------------------------------|----------------------------------|------------------------------------|-------------------------------------|-------------------------|-----------------------------------|
| 8 Russ Adams, L<br>OBP: 0.332, SLG: 0.403      | G4-3                           |                                  | G1-3                           |                                  | F8                                  |                                  | SF9                                |                                  | F9                            |                                  |                                     | 4                                | 0                                 | 0                                | 1                            | 0                                | 0                                   | 1                                |                                    |                                      |                                  |                                    |                                     |                         |                                   |
| Frank Catalanotto, L<br>OBP: 0.360, SLG: 0.423 | L8                             |                                  | F9                             |                                  |                                     | 47<br>G4-6-3                     | K                                  |                                  |                               |                                  | L3                                  | 5                                | 0                                 | 1                                | 0                            | 0                                | 1                                   | 2                                |                                    |                                      |                                  |                                    |                                     |                         |                                   |
| 3 Reed Johnson, R<br>OBP: 0.334, SLG: 0.422    |                                |                                  |                                |                                  |                                     | 47<br>G4-6-3                     | 2B                                 |                                  |                               |                                  |                                     | 0                                | 0                                 | 0                                | 0                            | 0                                | 0                                   | 0                                |                                    |                                      |                                  |                                    |                                     |                         |                                   |
| 10 Vernon Wells, R<br>OBP: 0.318, SLG: 0.471   |                                |                                  | P6                             |                                  |                                     | 47<br>G4-6-3                     | BB                                 |                                  | HR                            |                                  | F7                                  | 4                                | 1                                 | 2                                | 3                            | 1                                | 0                                   | 0                                |                                    |                                      |                                  |                                    |                                     |                         |                                   |
| 47 Corey Koskie, L<br>OBP: 0.323, SLG: 0.399   |                                |                                  |                                |                                  |                                     | 47<br>G4-6-3                     | BB                                 |                                  | HR                            |                                  |                                     | 2                                | 0                                 | 0                                | 0                            | 3                                | 1                                   | 2                                |                                    |                                      |                                  |                                    |                                     |                         |                                   |
| Shea Hillenbrand, R<br>OBP: 0.345, SLG: 0.456  |                                |                                  |                                |                                  |                                     |                                  | BB                                 |                                  |                               |                                  |                                     | 5                                | 0                                 | 0                                | 0                            | 0                                | 0                                   | 5                                |                                    |                                      |                                  |                                    |                                     |                         |                                   |
| Eric Hinske, L<br>OBP: 0.342, SLG: 0.423       |                                |                                  |                                |                                  |                                     |                                  |                                    |                                  |                               |                                  |                                     | 4                                | 1                                 | 2                                | 0                            | 1                                | 0                                   | 0                                |                                    |                                      |                                  |                                    |                                     |                         |                                   |
| 9 Gregg Zaun, S<br>OBP: 0.359, SLG: 0.379      |                                |                                  |                                |                                  |                                     |                                  |                                    |                                  |                               |                                  |                                     | 5                                | 1                                 | 2                                | 0                            | 0                                | 0                                   | 2                                |                                    |                                      |                                  |                                    |                                     |                         |                                   |
| 2 Aaron Hill, R<br>OBP: 0.331, SLG: 0.385      |                                |                                  |                                |                                  |                                     |                                  |                                    |                                  |                               |                                  |                                     | 4                                | 1                                 | 0                                | 0                            | 1                                | 0                                   | 2                                |                                    |                                      |                                  |                                    |                                     |                         |                                   |
| Gabe Gross, L<br>OBP: 0.328, SLG: 0.302        |                                |                                  |                                |                                  |                                     |                                  |                                    |                                  |                               |                                  |                                     | 4                                | 1                                 | 1                                | 1                            | 0                                | 1                                   | 2                                |                                    |                                      |                                  |                                    |                                     |                         |                                   |
| <b>Inning Stats</b>                            | R: 0<br>E: 0<br>K: 0<br>S: 8   | H: 1<br>LOB: 2<br>BB: 1<br>P: 14 | R: 0<br>E: 0<br>K: 0<br>S: 10  | H: 1<br>LOB: 1<br>BB: 0<br>P: 14 | R: 0<br>E: 0<br>K: 0<br>S: 9        | H: 0<br>LOB: 0<br>BB: 0<br>P: 12 | R: 0<br>E: 0<br>K: 0<br>S: 9       | H: 0<br>LOB: 0<br>BB: 1<br>P: 15 | R: 0<br>E: 0<br>K: 0<br>S: 11 | H: 1<br>LOB: 1<br>BB: 1<br>P: 16 | R: 5<br>E: 0<br>K: 2<br>S: 24       | H: 3<br>LOB: 2<br>BB: 2<br>P: 39 | R: 0<br>E: 0<br>K: 0<br>S: 9      | H: 1<br>LOB: 0<br>BB: 0<br>P: 14 | R: 0<br>E: 0<br>K: 1<br>S: 9 | H: 0<br>LOB: 0<br>BB: 1<br>P: 13 | R: 0<br>E: 0<br>K: 0<br>S: 8        | H: 0<br>LOB: 1<br>BB: 1<br>P: 14 | R: 0<br>E: 0<br>K: 0<br>S: 13      | H: 0<br>LOB: 0<br>BB: 0<br>P: 18     | 1B: 6<br>2B: 2<br>3B: 0<br>HR: 1 | SF: 1<br>SAC: 0<br>DP: 3<br>HBP: 0 | WP: 0<br>PB: 0<br>SB: 0<br>CS: 0    | PA: 44                  |                                   |
| <b>PITCHER</b>                                 | Bronson Arroyo, R<br>ERA: 4.42 | IP: 6.0<br>WLS: 3<br>BF: 26      | H: 5<br>R: 3<br>ER: 3<br>SO: 0 | R: 1<br>ER: 3                    | BB: 0<br>IBB: 0<br>HBP: 0<br>BLK: 0 | WP: 0<br>HR: 0<br>S: 66          | P: 110<br>ERA: 4.50<br>WHIP: 1.667 | Keith Foulke, R<br>ERA: 5.91     | IP: 7.1<br>WLS: 3<br>BF: 31   | H: 0<br>R: 0<br>ER: 0<br>SO: 1   | BB: 0<br>IBB: 0<br>HBP: 0<br>BLK: 0 | WP: 0<br>HR: 0<br>S: 10          | P: 11<br>ERA: 0.00<br>WHIP: 1.500 | 50 Mike Timlin, R<br>ERA: 1.99   | IP: 7.1<br>WLS: 5<br>BF: 22  | H: 2<br>R: 2<br>ER: 2<br>SO: 1   | BB: 0<br>IBB: 0<br>HBP: 0<br>BLK: 0 | WP: 0<br>HR: 1<br>S: 15          | P: 24<br>ERA: 13.50<br>WHIP: 1.500 | 50 Jonathan Papelbon, R<br>ERA: 2.77 | IP: 9.1<br>WLS: 10<br>BF: 40     | H: 0<br>R: 0<br>ER: 0<br>SO: 1     | BB: 1<br>IBB: 0<br>HBP: 0<br>BLK: 0 | WP: 0<br>HR: 0<br>S: 30 | P: 45<br>ERA: 0.00<br>WHIP: 0.333 |

**Boston Red Sox @ Toronto Blue Jays**  
Rogers Centre, Toronto, ON  
Mon Sep 12 2005, 7:07 PM EDT  
Att: 24,617 - Party Cloudy - 86 F

livebaseballscorecards.com

AB 37  
R 5  
H 8  
RBI 5  
BB 6  
SO 3  
LOB 16





| Batter  | 1                             | 2                                | 3                             | 4                                | 5                            | 6                                | 7                            | 8                               | 9                             | AB                               | R                            | H                                | RBI                          | BB                              | SO                           | LOB                             | TOP                              |                                    |                                  |        |  |  |  |  |  |  |  |
|---|-------------------------------|----------------------------------|-------------------------------|----------------------------------|------------------------------|----------------------------------|------------------------------|---------------------------------|-------------------------------|----------------------------------|------------------------------|----------------------------------|------------------------------|---------------------------------|------------------------------|---------------------------------|----------------------------------|------------------------------------|----------------------------------|--------|--|--|--|--|--|--|--|
| Tony Graffanino, R (1.4)<br>OBP: 0.368, SLG: 0.404  |                               |                                  | G6-3                          |                                  | G5-4-3                       |                                  | 1B                           |                                 |                               | 4                                | 0                            | 1                                | 0                            | 0                               | 1                            | 2                               |                                  |                                    |                                  |        |  |  |  |  |  |  |  |
| Edgar Renteria, R (1.6)<br>OBP: 0.336, SLG: 0.384   | F7                            |                                  | G5-3                          |                                  |                              | G5-3                             | G6-3                         |                                 |                               | 4                                | 0                            | 0                                | 0                            | 0                               | 0                            | 1                               |                                  |                                    |                                  |        |  |  |  |  |  |  |  |
| 34 David Ortiz, L (1.10)<br>OBP: 0.397, SLG: 0.600  |                               | BB                               |                               |                                  | G3-1                         |                                  | HR                           |                                 | FC6-4<br>1B                   | 3                                | 1                            | 2                                | 1                            | 1                               | 0                            | 0                               |                                  |                                    |                                  |        |  |  |  |  |  |  |  |
| Manny Ramirez, R (1.7)<br>OBP: 0.380, SLG: 0.562  | G5-3                          |                                  |                               | F8                               |                              | 1B WP<br>SF8<br>1B               |                              | FC6-4<br>G1-6-3                 |                               | 4                                | 1                            | 1                                | 0                            | 0                               | 0                            | 2                               |                                  |                                    |                                  |        |  |  |  |  |  |  |  |
| Jason Varitek, S (1.2)  |                               |                                  | K                             |                                  | P3                           |                                  |                              | G1-6-3                          |                               | 4                                | 0                            | 1                                | 0                            | 0                               | 1                            | 1                               |                                  |                                    |                                  |        |  |  |  |  |  |  |  |
| Kevin Millar, R (1.9)<br>OBP: 0.356, SLG: 0.409   |                               | G5-3                             |                               |                                  |                              | 1B<br>2B                         | SF8                          |                                 | G6-3                          | 3                                | 1                            | 1                                | 1                            | 0                               | 0                            | 0                               |                                  |                                    |                                  |        |  |  |  |  |  |  |  |
| 20 Kevin Youkilis, R (1.3)<br>Roberto Petagine, L (9. PH)<br>OBP: 0.365, SLG: 0.403<br>OBP: 0.375, SLG: 0.464 |                               |                                  |                               | F9<br>2B                         |                              | F9                               | K                            |                                 | K                             | 3                                | 0                            | 1                                | 0                            | 0                               | 1                            | 2                               |                                  |                                    |                                  |        |  |  |  |  |  |  |  |
| Bill Mueller, S (1.5)<br>OBP: 0.372, SLG: 0.431   |                               |                                  |                               | F9                               |                              |                                  |                              | G4-3                            |                               | 4                                | 0                            | 1                                | 0                            | 0                               | 0                            | 1                               |                                  |                                    |                                  |        |  |  |  |  |  |  |  |
| Gabe Kapler, R (1.8)<br>OBP: 0.287, SLG: 0.358  |                               |                                  |                               |                                  | G6-3                         |                                  |                              | G4-3                            |                               | 3                                | 0                            | 1                                | 1                            | 0                               | 0                            | 0                               |                                  |                                    |                                  |        |  |  |  |  |  |  |  |
| <b>Inning Stats</b>   | R: 0<br>E: 0<br>K: 1<br>S: 10 | H: 0<br>LOB: 1<br>BB: 1<br>P: 20 | R: 0<br>E: 0<br>K: 1<br>S: 15 | H: 1<br>LOB: 1<br>BB: 0<br>P: 21 | R: 0<br>E: 0<br>K: 0<br>S: 7 | H: 0<br>LOB: 0<br>BB: 0<br>P: 11 | R: 0<br>E: 0<br>K: 0<br>S: 6 | H: 0<br>LOB: 0<br>BB: 0<br>P: 7 | R: 2<br>E: 0<br>K: 1<br>S: 19 | H: 3<br>LOB: 1<br>BB: 0<br>P: 30 | R: 0<br>E: 0<br>K: 0<br>S: 8 | H: 1<br>LOB: 1<br>BB: 0<br>P: 10 | R: 0<br>E: 0<br>K: 0<br>S: 5 | H: 1<br>LOB: 0<br>BB: 0<br>P: 8 | R: 0<br>E: 0<br>K: 1<br>S: 5 | H: 0<br>LOB: 0<br>BB: 0<br>P: 6 | 1B: 6<br>2B: 2<br>3B: 0<br>HR: 1 | SF: 1<br>SAC: 0<br>DP: 2<br>HBP: 0 | WP: 1<br>PB: 0<br>SB: 0<br>CS: 0 | PA: 35 |  |  |  |  |  |  |  |
| <b>PITCHER</b>  | IP                            | WLS                              | BF                            | H                                | R                            | ER                               | SO                           | BB                              | IBB                           | HBP                              | BLK                          | WP                               | HR                           | S                               | P                            | ERA                             | WHIP                             |                                    |                                  |        |  |  |  |  |  |  |  |
| 37 Scott Downs, L (1.1)<br>ERA: 4.25  | 5.1                           | W                                | 22                            | 6                                | 3                            | 3                                | 2                            | 1                               | 0                             | 0                                | 0                            | 0                                | 1                            | 59                              | 96                           | 5.06                            | 1.312                            |                                    |                                  |        |  |  |  |  |  |  |  |
| Pete Walker, R (6.1)<br>ERA: 2.96   | 0.2                           |                                  | 3                             | 1                                | 0                            | 0                                | 1                            | 0                               | 0                             | 0                                | 0                            | 1                                | 0                            | 9                               | 15                           | 0.00                            | 1.500                            |                                    |                                  |        |  |  |  |  |  |  |  |
| Justin Speier, R (7.1)<br>ERA: 2.6  | 1.0                           | H                                | 4                             | 1                                | 0                            | 0                                | 0                            | 0                               | 0                             | 0                                | 0                            | 0                                | 0                            | 8                               | 10                           | 0.00                            | 1.000                            |                                    |                                  |        |  |  |  |  |  |  |  |
| Scott Schoeneweis, L (8.1)<br>ERA: 3.73   | 1.0                           |                                  | 3                             | 1                                | 0                            | 0                                | 0                            | 0                               | 0                             | 0                                | 0                            | 0                                | 0                            | 5                               | 8                            | 0.00                            | 1.000                            |                                    |                                  |        |  |  |  |  |  |  |  |
| Miguel Batista, R (9.1)<br>ERA: 3.63  | 1.0                           |                                  | 3                             | 0                                | 0                            | 0                                | 1                            | 0                               | 0                             | 0                                | 0                            | 0                                | 0                            | 5                               | 6                            | 0.00                            | 0.000                            |                                    |                                  |        |  |  |  |  |  |  |  |

**Boston Red Sox @ Toronto Blue Jays**  
Rogers Centre, Toronto, ON  
Tue Sep 13 2005, 7:07 PM EDT  
Att: 25,253 - Partly Cloudy - 84 F

AB 33  
R 3  
H 9  
RBI 3  
BB 1  
SO 4  
LOB 9



| Batter  | 1                            | 2                                | 3                             | 4                                | 5                            | 6                               | 7                            | 8                                | 9                             | AB                               | R                             | H                                | RBI                           | BB                               | SO                           | LOB                              | BOTTOM                           |                                    |                                  |        |  |  |  |  |  |  |  |
|---|------------------------------|----------------------------------|-------------------------------|----------------------------------|------------------------------|---------------------------------|------------------------------|----------------------------------|-------------------------------|----------------------------------|-------------------------------|----------------------------------|-------------------------------|----------------------------------|------------------------------|----------------------------------|----------------------------------|------------------------------------|----------------------------------|--------|--|--|--|--|--|--|--|
| 8 Russ Adams, L (1.6)<br>OBP: 0.331, SLG: 0.400   | G4-3                         | G3                               |                               |                                  | F9                           |                                 | L8                           |                                  |                               | 4                                | 1                             | 0                                | 0                             | 1                                | 0                            | 0                                |                                  |                                    |                                  |        |  |  |  |  |  |  |  |
| Frank Catalanotto, L (1.7)<br>3 Reed Johnson, R (8.7)<br>OBP: 0.361, SLG: 0.425<br>OBP: 0.336, SLG: 0.426 | P4                           | F7                               |                               |                                  |                              | 47 E<br>2B                      |                              |                                  |                               | 3                                | 2                             | 1                                | 0                             | 1                                | 0                            | 0                                |                                  |                                    |                                  |        |  |  |  |  |  |  |  |
| 10 Vernon Wells, R (1.8)<br>OBP: 0.317, SLG: 0.468  | G5-3                         |                                  |                               |                                  | F7                           |                                 |                              |                                  |                               | 5                                | 1                             | 1                                | 0                             | 0                                | 1                            | 2                                |                                  |                                    |                                  |        |  |  |  |  |  |  |  |
| 47 Corey Koskie, L (1.5)<br>OBP: 0.328, SLG: 0.399  |                              |                                  |                               | G4-3                             |                              | E6<br>1B                        |                              |                                  |                               | 2                                | 1                             | 1                                | 1                             | 2                                | 0                            | 0                                |                                  |                                    |                                  |        |  |  |  |  |  |  |  |
| Shea Hillenbrand, R (1.10)<br>OBP: 0.346, SLG: 0.458  |                              |                                  |                               |                                  |                              | G6-3                            |                              |                                  |                               | 4                                | 1                             | 2                                | 1                             | 0                                | 1                            | 1                                |                                  |                                    |                                  |        |  |  |  |  |  |  |  |
| Eric Hinske, L (1.3)<br>OBP: 0.341, SLG: 0.420  |                              |                                  |                               |                                  | G4-3                         |                                 | F7                           |                                  |                               | 3                                | 0                             | 0                                | 0                             | 0                                | 1                            | 2                                |                                  |                                    |                                  |        |  |  |  |  |  |  |  |
| 9 Gregg Zaun, S (1.2)<br>OBP: 0.359, SLG: 0.380   |                              |                                  |                               |                                  | G3                           |                                 |                              |                                  |                               | 4                                | 1                             | 1                                | 2                             | 0                                | 1                            | 3                                |                                  |                                    |                                  |        |  |  |  |  |  |  |  |
| 2 Aaron Hill, R (1.4)<br>OBP: 0.333, SLG: 0.385   |                              |                                  |                               |                                  |                              |                                 |                              |                                  |                               | 3                                | 1                             | 1                                | 1                             | 1                                | 0                            | 0                                |                                  |                                    |                                  |        |  |  |  |  |  |  |  |
| Gabe Gross, L (1.9)<br>OBP: 0.323, SLG: 0.351   |                              |                                  |                               |                                  |                              |                                 |                              |                                  |                               | 4                                | 1                             | 1                                | 2                             | 0                                | 0                            | 1                                |                                  |                                    |                                  |        |  |  |  |  |  |  |  |
| <b>Inning Stats</b>   | R: 0<br>E: 0<br>K: 0<br>S: 8 | H: 0<br>LOB: 0<br>BB: 0<br>P: 12 | R: 5<br>E: 0<br>K: 1<br>S: 16 | H: 4<br>LOB: 0<br>BB: 1<br>P: 27 | R: 0<br>E: 0<br>K: 1<br>S: 5 | H: 0<br>LOB: 0<br>BB: 0<br>P: 8 | R: 0<br>E: 0<br>K: 0<br>S: 9 | H: 0<br>LOB: 1<br>BB: 1<br>P: 15 | R: 1<br>E: 1<br>K: 1<br>S: 15 | H: 2<br>LOB: 1<br>BB: 0<br>P: 22 | R: 0<br>E: 0<br>K: 1<br>S: 10 | H: 0<br>LOB: 0<br>BB: 0<br>P: 17 | R: 2<br>E: 1<br>K: 0<br>S: 11 | H: 2<br>LOB: 3<br>BB: 2<br>P: 27 | R: 1<br>E: 0<br>K: 0<br>S: 9 | H: 1<br>LOB: 1<br>BB: 1<br>P: 21 | 1B: 4<br>2B: 4<br>3B: 0<br>HR: 1 | SF: 0<br>SAC: 0<br>DP: 0<br>HBP: 1 | WP: 0<br>PB: 0<br>SB: 0<br>CS: 0 | PA: 39 |  |  |  |  |  |  |  |
| <b>PITCHER</b>  | IP                           | WLS                              | BF                            | H                                | R                            | ER                              | SO                           | BB                               | IBB                           | HBP                              | BLK                           | WP                               | HR                            | S                                | P                            | ERA                              | WHIP                             |                                    |                                  |        |  |  |  |  |  |  |  |
| 30 Matt Clement, R (1.1)<br>ERA: 4.33   | 6.0                          | L                                | 26                            | 6                                | 6                            | 6                               | 4                            | 2                                | 0                             | 0                                | 0                             | 0                                | 1                             | 63                               | 101                          | 9.00                             | 1.333                            |                                    |                                  |        |  |  |  |  |  |  |  |
| Keith Foulke, R (7.1)<br>ERA: 6.19  | 1.0                          |                                  | 8                             | 2                                | 2                            | 2                               | 0                            | 2                                | 0                             | 1                                | 0                             | 0                                | 0                             | 11                               | 27                           | 18.00                            | 4.000                            |                                    |                                  |        |  |  |  |  |  |  |  |
| Chad Harville, R (8.1)<br>ERA: 4.75   | 1.0                          |                                  | 5                             | 1                                | 1                            | 1                               | 0                            | 1                                | 0                             | 0                                | 0                             | 0                                | 0                             | 9                                | 21                           | 9.00                             | 2.000                            |                                    |                                  |        |  |  |  |  |  |  |  |

**Boston Red Sox @ Toronto Blue Jays**  
Rogers Centre, Toronto, ON  
Tue Sep 13 2005, 7:07 PM EDT  
Att: 25,253 - Partly Cloudy - 84 F

AB 33  
R 9  
H 9  
RBI 8  
BB 5  
SO 4  
LOB 9













| Batter   | 1   | 2  | 3   | 4   | 5                             | 6                                | 7                            | 8                               | 9                             | AB                               | R                            | H                                | RBI                          | BB                               | SO                           | LOB                              | TOP   |                                  |                                    |                                  |
|--|---|--|---|---|-------------------------------|----------------------------------|------------------------------|---------------------------------|-------------------------------|----------------------------------|------------------------------|----------------------------------|------------------------------|----------------------------------|------------------------------|----------------------------------|---|----------------------------------|------------------------------------|----------------------------------|
| 2 Derek Jeter, R<br>OBP: 0.385, SLG: 0.440   | 1-1<br>BB<br>1B   | 2-1<br>G5-3  |   |   | 3-2<br>G4-3                   |                                  | 1 SAFE<br>1-0<br>G4-3        |                                 |                               | 4                                | 0                            | 1                                | 0                            | 0                                | 0                            | 3                                | <b>New York Yankees @ Toronto Blue Jays</b><br>Rogers Centre, Toronto, ON<br>Sat Sep 17 2005, 4:07 PM EDT<br>Att: 43,433 - Partly Cloudy - 73 F |                                  |                                    |                                  |
| 13 Alex Rodriguez, R<br>OBP: 0.420, SLG: 0.604   | 1-3<br>K  | 0-0<br>G6-3  |   |   | 0-2<br>K                      |                                  |                              | 2-3<br>K                        |                               | 4                                | 0                            | 0                                | 0                            | 0                                | 3                            | 3                                |   |                                  |                                    |                                  |
| 25 Jason Giambi, L<br>OBP: 0.443, SLG: 0.552<br>Tino Martinez, L<br>OBP: 0.326, SLG: 0.444 | 4-2<br>BB   |  | 1-3<br>K  |   | 0-0<br>1B                     |                                  |                              | 0-0<br>G4-3                     |                               | 3                                | 0                            | 1                                | 0                            | 1                                | 1                            | 0                                |   |                                  |                                    |                                  |
| Gary Sheffield, R<br>OBP: 0.385, SLG: 0.505<br>Tony Womack, L<br>OBP: 0.274, SLG: 0.277    | 3-1<br>F9   |  | 2-2<br>HBP  |   | 1-3<br>K                      |                                  |                              | 2-1<br>1B                       |                               | 3                                | 0                            | 1                                | 0                            | 0                                | 1                            | 2                                |   |                                  |                                    |                                  |
| 55 Hideki Matsui, L<br>OBP: 0.361, SLG: 0.493  | 3-2<br>G4-3   |  | 0-0<br>P5   |   | 0-2<br>20<br>2B<br>1B         |                                  |                              | 1 SAFE<br>3-1<br>F8             |                               | 4                                | 0                            | 1                                | 0                            | 0                                | 0                            | 4                                |   |                                  |                                    |                                  |
| 20 Jorge Posada, S<br>OBP: 0.351, SLG: 0.421   |   | 2-1<br>1B<br>2B  | 0-2<br>F8   |   | 0-1<br>1B<br>2B               |                                  |                              | 1-0<br>FC4-6<br>1B              |                               | 4                                | 1                            | 3                                | 0                            | 0                                | 0                            | 1                                |   |                                  |                                    |                                  |
| Ruben Sierra, S<br>OBP: 0.276, SLG: 0.408<br>Bubba Crosby, L<br>OBP: 0.282, SLG: 0.279     | 1-0<br>SH1-4<br>1B  |  | 1-2<br>G5-3   |   | 1-1<br>P4                     |                                  |                              | 1-1<br>F9                       |                               | 4                                | 0                            | 1                                | 0                            | 0                                | 0                            | 2                                |   |                                  |                                    |                                  |
| Bernie Williams, S<br>OBP: 0.335, SLG: 0.387   | 0-2<br>SH1-4<br>1B  |  | 0-0<br>F8   |   | 3-2<br>FC4-6<br>1B            |                                  |                              | 2-0<br>FC4-6                    |                               | 4                                | 0                            | 2                                | 1                            | 0                                | 0                            | 1                                |   |                                  |                                    |                                  |
| 24 Robinson Cano, L<br>OBP: 0.318, SLG: 0.448  | 1-2<br>SH1-4  |  | 1-1<br>G4-3   |   | 1-1<br>FC4-6<br>2<br>G4-3     |                                  |                              | 1-2<br>F7                       |                               | 3                                | 0                            | 0                                | 0                            | 0                                | 0                            | 2                                |   |                                  |                                    |                                  |
| <b>Inning Stats</b>  | R: 0<br>E: 0<br>K: 1<br>S: 12   | H: 1<br>LOB: 2<br>BB: 1<br>P: 24   | R: 1<br>E: 0<br>K: 0<br>S: 10   | H: 3<br>LOB: 2<br>BB: 0<br>P: 15  | R: 0<br>E: 0<br>K: 1<br>S: 10 | H: 0<br>LOB: 1<br>BB: 0<br>P: 13 | R: 0<br>E: 0<br>K: 0<br>S: 6 | H: 0<br>LOB: 0<br>BB: 0<br>P: 8 | R: 0<br>E: 0<br>K: 1<br>S: 10 | H: 2<br>LOB: 1<br>BB: 0<br>P: 12 | R: 0<br>E: 0<br>K: 0<br>S: 7 | H: 1<br>LOB: 0<br>BB: 0<br>P: 12 | R: 0<br>E: 0<br>K: 1<br>S: 8 | H: 1<br>LOB: 1<br>BB: 0<br>P: 15 | R: 0<br>E: 0<br>K: 0<br>S: 7 | H: 1<br>LOB: 1<br>BB: 0<br>P: 12 |   | 1B: 8<br>2B: 2<br>3B: 0<br>HR: 0 | SF: 0<br>SAC: 1<br>DP: 1<br>HBP: 1 | WP: 0<br>PB: 0<br>SB: 0<br>CS: 0 |
| <b>PITCHER</b>   | IP<br>WLS<br>BF<br>H<br>R<br>ER<br>SO<br>BB<br>IBB<br>HBP<br>BLK<br>WP<br>HR<br>S<br>P<br>ERA<br>WHIP | 7.0<br>L<br>28<br>8<br>1<br>1<br>4<br>1<br>0<br>0<br>0<br>0<br>0<br>0<br>63<br>95<br>1.29<br>1.286 | 1.0<br>4<br>1<br>0<br>0<br>1<br>0<br>0<br>0<br>0<br>0<br>0<br>0<br>8<br>15<br>0.00<br>1.000 | 1.0<br>4<br>1<br>0<br>0<br>0<br>0<br>0<br>0<br>0<br>0<br>0<br>0<br>7<br>12<br>0.00<br>1.000 | <b>PITCHER</b>                |                                  |                              |                                 |                               |                                  |                              |                                  |                              |                                  |                              |                                  |   |                                  |                                    |                                  |

| Batter  | 1   | 2  | 3  | 4                                | 5                            | 6                                | 7                               | 8                                | 9                             | AB                               | R                            | H                                | RBI                          | BB                               | SO                            | LOB                              | BOTTOM  |                               |                                  |                                  |                                    |                                  |
|---|---|--|--|----------------------------------|------------------------------|----------------------------------|---------------------------------|----------------------------------|-------------------------------|----------------------------------|------------------------------|----------------------------------|------------------------------|----------------------------------|-------------------------------|----------------------------------|---|-------------------------------|----------------------------------|----------------------------------|------------------------------------|----------------------------------|
| 8 Russ Adams, L<br>OBP: 0.326, SLG: 0.391   | 2-2<br>F8   |  | 1 SAFE<br>CS   | 1-2<br>G4-3                      |                              | 2-1<br>P6                        |                                 | 1 SAFE<br>2-0<br>P5              |                               | 4                                | 0                            | 0                                | 0                            | 0                                | 0                             | 1                                | <b>New York Yankees @ Toronto Blue Jays</b><br>Rogers Centre, Toronto, ON<br>Sat Sep 17 2005, 4:07 PM EDT<br>Att: 43,433 - Partly Cloudy - 73 F |                               |                                  |                                  |                                    |                                  |
| Frank Catalanotto, L<br>OBP: 0.359, SLG: 0.422<br>15 Alex Rios, R<br>OBP: 0.301, SLG: 0.380 | 2-1<br>F8   |  |  | 2-2<br>L5                        |                              | 0-1<br>G4-3                      |                                 | 0-1<br>10<br>1B                  |                               | 4                                | 0                            | 1                                | 0                            | 0                                | 0                             | 0                                |   |                               |                                  |                                  |                                    |                                  |
| 10 Vernon Wells, R<br>OBP: 0.317, SLG: 0.469  | 0-1<br>F8   |  |  | 2-1<br>F8                        |                              |                                  |                                 | 0-1<br>G5-4-3<br>1B              |                               | 3                                | 0                            | 1                                | 0                            | 1                                | 0                             | 0                                |   |                               |                                  |                                  |                                    |                                  |
| 47 Corey Koskie, L<br>OBP: 0.333, SLG: 0.403  |   | 3-3<br>K   |  |                                  | 1-0<br>F9                    |                                  | 4-0<br>G6-4-3<br>47<br>1B<br>BB | 2-1<br>G6-4-3<br>1B              |                               | 4                                | 0                            | 1                                | 0                            | 0                                | 2                             | 2                                |   |                               |                                  |                                  |                                    |                                  |
| Shea Hillenbrand, R<br>OBP: 0.349, SLG: 0.458   | 1-0<br>F9   |  |  | 3-2<br>HBP<br>1B                 |                              | 0-1<br>G6-4-3                    |                                 | 1-0<br>G5-4-3                    |                               | 4                                | 0                            | 1                                | 0                            | 0                                | 0                             | 4                                |   |                               |                                  |                                  |                                    |                                  |
| Eric Hinske, L<br>OBP: 0.341, SLG: 0.418  | 1-2<br>G4-3   |  |  | 2-2<br>HBP                       |                              | 2-2<br>F7                        |                                 |                                  |                               | 2                                | 0                            | 0                                | 0                            | 0                                | 0                             | 1                                |   |                               |                                  |                                  |                                    |                                  |
| 9 Gregg Zaun, S<br>OBP: 0.356, SLG: 0.376   |   |  | 2-1<br>G6-3  |                                  | 1-2<br>F9                    |                                  |                                 | 0-2<br>G4-3                      |                               | 3                                | 0                            | 0                                | 0                            | 0                                | 0                             | 2                                |   |                               |                                  |                                  |                                    |                                  |
| 3 Reed Johnson, R<br>OBP: 0.338, SLG: 0.430   |   |  | 1-2<br>CS<br>1B  |                                  | 0-0<br>G6-3                  |                                  |                                 | 2-2<br>F7                        |                               | 3                                | 0                            | 1                                | 0                            | 0                                | 0                             | 2                                |   |                               |                                  |                                  |                                    |                                  |
| 2 Aaron Hill, R<br>OBP: 0.336, SLG: 0.389   |   |  | 0-1<br>F9  |                                  | 3-2<br>P3                    |                                  |                                 | 0-1<br>1B                        |                               | 3                                | 0                            | 1                                | 0                            | 0                                | 0                             | 1                                |   |                               |                                  |                                  |                                    |                                  |
| <b>Inning Stats</b>   | R: 0<br>E: 0<br>K: 0<br>S: 7  | H: 0<br>LOB: 0<br>BB: 0<br>P: 11   | R: 0<br>E: 0<br>K: 1<br>S: 7   | H: 0<br>LOB: 0<br>BB: 0<br>P: 12 | R: 0<br>E: 0<br>K: 0<br>S: 8 | H: 1<br>LOB: 0<br>BB: 0<br>P: 11 | R: 0<br>E: 0<br>K: 0<br>S: 8    | H: 0<br>LOB: 0<br>BB: 0<br>P: 13 | R: 0<br>E: 0<br>K: 0<br>S: 11 | H: 1<br>LOB: 2<br>BB: 0<br>P: 18 | R: 0<br>E: 0<br>K: 0<br>S: 7 | H: 0<br>LOB: 0<br>BB: 0<br>P: 12 | R: 0<br>E: 0<br>K: 0<br>S: 7 | H: 1<br>LOB: 1<br>BB: 1<br>P: 15 | R: 0<br>E: 0<br>K: 0<br>S: 13 | H: 1<br>LOB: 2<br>BB: 0<br>P: 17 |   | R: 0<br>E: 0<br>K: 1<br>S: 12 | H: 2<br>LOB: 2<br>BB: 0<br>P: 15 | 1B: 6<br>2B: 0<br>3B: 0<br>HR: 0 | SF: 0<br>SAC: 0<br>DP: 2<br>HBP: 1 | WP: 0<br>PB: 0<br>SB: 0<br>CS: 1 |
| <b>PITCHER</b>  | IP<br>WLS<br>BF<br>H<br>R<br>ER<br>SO<br>BB<br>IBB<br>HBP<br>BLK<br>WP<br>HR<br>S<br>P<br>ERA<br>WHIP | 8.0<br>W<br>28<br>4<br>0<br>0<br>1<br>1<br>0<br>0<br>0<br>0<br>0<br>12<br>109<br>0.00<br>0.625 | 1.0<br>S<br>4<br>2<br>0<br>0<br>1<br>0<br>0<br>0<br>0<br>0<br>0<br>12<br>15<br>0.00<br>2.000 | <b>PITCHER</b>                   |                              |                                  |                                 |                                  |                               |                                  |                              |                                  |                              |                                  |                               |                                  |   |                               |                                  |                                  |                                    |                                  |



| Batter   | 1  | 2                                | 3                            | 4                                | 5                             | 6                                | 7                            | 8                               | 9                            | AB                              | R                            | H                                | RBI                           | BB                               | SO                            | LOB                              | TOP   |                                  |                                  |                                    |                                  |        |
|--|--|----------------------------------|------------------------------|----------------------------------|-------------------------------|----------------------------------|------------------------------|---------------------------------|------------------------------|---------------------------------|------------------------------|----------------------------------|-------------------------------|----------------------------------|-------------------------------|----------------------------------|---|----------------------------------|----------------------------------|------------------------------------|----------------------------------|--------|
| 2 Derek Jeter, R<br>OBP: 0.384, SLG: 0.443     | 1-2 F8   |                                  | 2-2 P3                       |                                  |                               | 2-1 F8                           |                              | 2-2 HR                          | 1-3 K                        | 5                               | 1                            | 1                                | 1                             | 0                                | 1                             | 3                                | <b>New York Yankees @ Toronto Blue Jays</b><br>Rogers Centre, Toronto, ON<br>Sun Sep 18 2005, 1:07 PM EDT<br>Att: 39,891 - Sunny - 72 F |                                  |                                  |                                    |                                  |        |
| 13 Alex Rodriguez, R<br>OBP: 0.419, SLG: 0.606 | 1-3 K  |                                  | 0-1 HR                       |                                  |                               | 2-3 K                            |                              | 0-3 K                           |                              | 4                               | 1                            | 1                                | 2                             | 0                                | 3                             | 0                                |   |                                  |                                  |                                    |                                  |        |
| 25 Jason Giambi, L<br>OBP: 0.441, SLG: 0.549   | 1-3 K  |                                  | 1-3 K                        |                                  |                               | 2-3 K                            |                              | 0-1 L9                          |                              | 2                               | 0                            | 0                                | 0                             | 0                                | 2                             | 0                                |   |                                  |                                  |                                    |                                  |        |
| 12 Andy Phillips, R<br>OBP: 0.175, SLG: 0.333  |  |                                  |                              |                                  |                               |                                  |                              |                                 |                              | 1                               | 0                            | 0                                | 0                             | 0                                | 1                             | 0                                |   |                                  |                                  |                                    |                                  |        |
| Tino Martinez, L<br>OBP: 0.325, SLG: 0.443     |  |                                  |                              |                                  |                               |                                  |                              |                                 |                              | 1                               | 0                            | 0                                | 0                             | 0                                | 0                             | 0                                |   |                                  |                                  |                                    |                                  |        |
| Gary Sheffield, R<br>OBP: 0.384, SLG: 0.502    |  |                                  |                              |                                  |                               |                                  |                              |                                 |                              | 3                               | 0                            | 0                                | 0                             | 1                                | 1                             | 0                                |   |                                  |                                  |                                    |                                  |        |
| Tony Womack, L<br>OBP: 0.274, SLG: 0.277       |  |                                  |                              |                                  |                               |                                  |                              |                                 |                              | 0                               | 0                            | 0                                | 0                             | 0                                | 0                             | 0                                |   |                                  |                                  |                                    |                                  |        |
| 55 Hideki Matsui, L<br>OBP: 0.362, SLG: 0.493  |  |                                  |                              |                                  |                               |                                  |                              |                                 |                              | 4                               | 1                            | 2                                | 0                             | 0                                | 0                             | 1                                |   |                                  |                                  |                                    |                                  |        |
| Ruben Sierra, S<br>OBP: 0.269, SLG: 0.397      |  |                                  |                              |                                  |                               |                                  |                              |                                 |                              | 4                               | 0                            | 0                                | 0                             | 0                                | 0                             | 2                                |   |                                  |                                  |                                    |                                  |        |
| 20 Jorge Posada, S<br>OBP: 0.354, SLG: 0.423   |  |                                  |                              |                                  |                               |                                  |                              |                                 |                              | 3                               | 0                            | 2                                | 1                             | 1                                | 0                             | 0                                |   |                                  |                                  |                                    |                                  |        |
| Matt Lawton, L<br>OBP: 0.355, SLG: 0.391       |  |                                  |                              |                                  |                               |                                  |                              |                                 |                              | 0                               | 1                            | 0                                | 0                             | 0                                | 0                             | 0                                |   |                                  |                                  |                                    |                                  |        |
| Bernie Williams, S<br>OBP: 0.332, SLG: 0.384   |  |                                  |                              |                                  |                               |                                  |                              |                                 |                              | 4                               | 0                            | 0                                | 0                             | 0                                | 0                             | 3                                |   |                                  |                                  |                                    |                                  |        |
| 24 Robinson Cano, L<br>OBP: 0.320, SLG: 0.453  |  |                                  |                              |                                  |                               |                                  |                              |                                 |                              | 4                               | 1                            | 2                                | 1                             | 0                                | 1                             | 2                                |   |                                  |                                  |                                    |                                  |        |
| <b>Inning Stats</b>                            | R: 0<br>E: 0<br>K: 2<br>S: 9                             | H: 0<br>LOB: 0<br>BB: 0<br>P: 12 | R: 0<br>E: 0<br>K: 1<br>S: 9 | H: 1<br>LOB: 1<br>BB: 1<br>P: 22 | R: 2<br>E: 0<br>K: 1<br>S: 11 | H: 2<br>LOB: 0<br>BB: 0<br>P: 16 | R: 0<br>E: 0<br>K: 0<br>S: 6 | H: 0<br>LOB: 0<br>BB: 0<br>P: 9 | R: 0<br>E: 0<br>K: 0<br>S: 6 | H: 0<br>LOB: 0<br>BB: 0<br>P: 9 | R: 0<br>E: 0<br>K: 2<br>S: 9 | H: 0<br>LOB: 0<br>BB: 0<br>P: 15 | R: 1<br>E: 1<br>K: 1<br>S: 19 | H: 2<br>LOB: 2<br>BB: 0<br>P: 28 | R: 1<br>E: 0<br>K: 1<br>S: 11 | H: 1<br>LOB: 1<br>BB: 1<br>P: 19 | R: 1<br>E: 0<br>K: 1<br>S: 12   | H: 2<br>LOB: 2<br>BB: 0<br>P: 17 | 1B: 4<br>2B: 2<br>3B: 0<br>HR: 2 | SF: 0<br>SAC: 0<br>DP: 0<br>HBP: 0 | WP: 0<br>PB: 0<br>SB: 0<br>CS: 0 | PA: 38 |
| <b>PITCHER</b>                                 | IP WLS BF H R ER SO BB IBB HBP BLK WP HR S P ERA WHIP    |                                  |                              |                                  |                               |                                  |                              |                                 |                              |                                 |                              |                                  |                               |                                  |                               |                                  |   |                                  |                                  |                                    |                                  |        |
| Ted Lilly, L<br>ERA: 5.46                      | (1, 1) 6.1 W 25 5 3 2 6 1 0 0 0 0 0 1 63 102 2.84 0.947  |                                  |                              |                                  |                               |                                  |                              |                                 |                              |                                 |                              |                                  |                               |                                  |                               |                                  |   |                                  |                                  |                                    |                                  |        |
| 54 Jason Frasor, R<br>ERA: 3.48                | (7, 1) 0.2 H 2 0 0 0 1 0 0 0 0 0 0 0 6 9 0.00 0.000      |                                  |                              |                                  |                               |                                  |                              |                                 |                              |                                 |                              |                                  |                               |                                  |                               |                                  |   |                                  |                                  |                                    |                                  |        |
| Justin Speier, R<br>ERA: 2.71                  | (8, 1) 0.2 H 4 1 1 1 1 1 0 0 0 0 0 0 1 10 16 13.50 3.000 |                                  |                              |                                  |                               |                                  |                              |                                 |                              |                                 |                              |                                  |                               |                                  |                               |                                  |   |                                  |                                  |                                    |                                  |        |
| Scott Schoeneweis, L<br>ERA: 3.57              | (8, 1) 0.1 H 1 0 0 0 0 0 0 0 0 0 0 0 1 3 0.00 0.000      |                                  |                              |                                  |                               |                                  |                              |                                 |                              |                                 |                              |                                  |                               |                                  |                               |                                  |   |                                  |                                  |                                    |                                  |        |
| Miguel Batista, R<br>ERA: 3.86                 | (9, 1) 1.0 S 5 2 1 1 1 1 0 0 0 0 0 0 0 12 17 9.00 2.000  |                                  |                              |                                  |                               |                                  |                              |                                 |                              |                                 |                              |                                  |                               |                                  |                               |                                  |   |                                  |                                  |                                    |                                  |        |

| Batter   | 1   | 2                                | 3                             | 4                                | 5                            | 6                                | 7                            | 8                                | 9                             | AB                               | R                            | H                                | RBI                          | BB                               | SO                            | LOB                              | BOTTOM  |                                    |                                  |        |
|--|---|----------------------------------|-------------------------------|----------------------------------|------------------------------|----------------------------------|------------------------------|----------------------------------|-------------------------------|----------------------------------|------------------------------|----------------------------------|------------------------------|----------------------------------|-------------------------------|----------------------------------|---|------------------------------------|----------------------------------|--------|
| 8 Russ Adams, L<br>OBP: 0.322, SLG: 0.387      | 1-1 G4-3  | 1-1 FC6<br>10 PB<br>10 1B<br>HBP |                               | 1-2 F8                           |                              | 0-0 G6-3                         |                              | 1-2 F7                           |                               | 5                                | 1                            | 0                                | 1                            | 0                                | 0                             | 4                                | <b>New York Yankees @ Toronto Blue Jays</b><br>Rogers Centre, Toronto, ON<br>Sun Sep 18 2005, 1:07 PM EDT<br>Att: 39,891 - Sunny - 72 F |                                    |                                  |        |
| Frank Catalanotto, L<br>OBP: 0.359, SLG: 0.420 | 3-3 K   | 2-2 10 PB<br>10 1B<br>HBP        |                               |                                  |                              |                                  |                              |                                  |                               | 2                                | 1                            | 0                                | 0                            | 0                                | 1                             | 0                                |   |                                    |                                  |        |
| 3 Reed Johnson, R<br>OBP: 0.337, SLG: 0.429    |   | 1-2 10 PB<br>10 1B<br>HBP        |                               |                                  |                              |                                  |                              |                                  |                               | 1                                | 0                            | 0                                | 0                            | 0                                | 0                             | 0                                |   |                                    |                                  |        |
| 10 Vernon Wells, R<br>OBP: 0.320, SLG: 0.473   | 1-2 E9<br>1B  | 2-2 1B<br>1B                     |                               |                                  |                              |                                  |                              |                                  |                               | 4                                | 2                            | 3                                | 2                            | 0                                | 0                             | 0                                |   |                                    |                                  |        |
| Shea Hillenbrand, R<br>OBP: 0.351, SLG: 0.461  | 4-1 1B<br>1B  | 3-1 L4                           |                               |                                  |                              |                                  |                              |                                  |                               | 3                                | 0                            | 2                                | 0                            | 1                                | 0                             | 1                                |   |                                    |                                  |        |
| Eric Hinske, L<br>OBP: 0.340, SLG: 0.416       | 0-1 FC6-4<br>1B   |                                  |                               |                                  |                              |                                  |                              |                                  |                               | 4                                | 0                            | 1                                | 2                            | 0                                | 0                             | 1                                |   |                                    |                                  |        |
| 2 Aaron Hill, R<br>OBP: 0.335, SLG: 0.387      | 0-0 FC6-4<br>1B   |                                  |                               |                                  |                              |                                  |                              |                                  |                               | 4                                | 1                            | 1                                | 0                            | 0                                | 0                             | 3                                |   |                                    |                                  |        |
| 9 Gregg Zaun, S<br>OBP: 0.357, SLG: 0.377      |   | 2-1 1B<br>8 FC6<br>1B            |                               |                                  |                              |                                  |                              |                                  |                               | 4                                | 1                            | 2                                | 0                            | 0                                | 0                             | 1                                |   |                                    |                                  |        |
| Gabe Gross, L<br>OBP: 0.329, SLG: 0.375        |   | 0-2 F8                           |                               |                                  |                              |                                  |                              |                                  |                               | 3                                | 0                            | 0                                | 0                            | 1                                | 1                             | 2                                |   |                                    |                                  |        |
| Frank Menechino, R<br>OBP: 0.367, SLG: 0.363   |   | 1-0 FC6<br>8 FC6<br>1B           |                               |                                  |                              |                                  |                              |                                  |                               | 3                                | 0                            | 1                                | 0                            | 0                                | 1                             | 1                                |   |                                    |                                  |        |
| 47 Corey Koskie, L<br>OBP: 0.335, SLG: 0.405   |   | 1-3 1B                           |                               |                                  |                              |                                  |                              |                                  |                               | 1                                | 0                            | 1                                | 1                            | 0                                | 0                             | 0                                |   |                                    |                                  |        |
| <b>Inning Stats</b>                            | R: 1<br>E: 1<br>K: 1<br>S: 12                           | H: 2<br>LOB: 2<br>BB: 1<br>P: 21 | R: 3<br>E: 0<br>K: 0<br>S: 15 | H: 3<br>LOB: 1<br>BB: 0<br>P: 26 | R: 0<br>E: 0<br>K: 0<br>S: 5 | H: 0<br>LOB: 0<br>BB: 0<br>P: 10 | R: 0<br>E: 0<br>K: 1<br>S: 8 | H: 0<br>LOB: 0<br>BB: 0<br>P: 12 | R: 1<br>E: 0<br>K: 0<br>S: 10 | H: 2<br>LOB: 1<br>BB: 0<br>P: 18 | R: 0<br>E: 0<br>K: 1<br>S: 8 | H: 1<br>LOB: 1<br>BB: 0<br>P: 11 | R: 0<br>E: 0<br>K: 0<br>S: 7 | H: 1<br>LOB: 0<br>BB: 0<br>P: 13 | R: 1<br>E: 0<br>K: 0<br>S: 15 | H: 2<br>LOB: 2<br>BB: 1<br>P: 25 | 1B: 9<br>2B: 2<br>3B: 0<br>HR: 0  | SF: 0<br>SAC: 0<br>DP: 0<br>HBP: 1 | WP: 0<br>PB: 1<br>SB: 0<br>CS: 1 | PA: 38 |
| <b>PITCHER</b>                                 | IP WLS BF H R ER SO BB IBB HBP BLK WP HR S P ERA WHIP   |                                  |                               |                                  |                              |                                  |                              |                                  |                               |                                  |                              |                                  |                              |                                  |                               |                                  |   |                                    |                                  |        |
| Jaret Wright, R<br>ERA: 5.61                   | (1, 1) 2.1 L 14 3 1 1 2 0 0 0 0 0 0 0 29 51 11.57 2.571 |                                  |                               |                                  |                              |                                  |                              |                                  |                               |                                  |                              |                                  |                              |                                  |                               |                                  |   |                                    |                                  |        |
| Al Leiter, L<br>ERA: 5.96                      | (3, 1) 3.2 14 3 1 1 2 0 0 0 0 0 0 0 29 47 2.46 0.818    |                                  |                               |                                  |                              |                                  |                              |                                  |                               |                                  |                              |                                  |                              |                                  |                               |                                  |   |                                    |                                  |        |
| Tanyon Sturtze, R<br>ERA: 4.24                 | (7, 1) 1.2 6 2 1 1 0 0 0 0 0 0 0 0 15 24 5.40 1.200     |                                  |                               |                                  |                              |                                  |                              |                                  |                               |                                  |                              |                                  |                              |                                  |                               |                                  |   |                                    |                                  |        |
| Alan Embree, L<br>ERA: 7.07                    | (8, 1) 0.1 3 1 0 0 0 1 0 0 0 0 0 0 7 14 0.00 6.000      |                                  |                               |                                  |                              |                                  |                              |                                  |                               |                                  |                              |                                  |                              |                                  |                               |                                  |   |                                    |                                  |        |















| Batter  | 1   | 2   | 3   | 4   | 5   | 6   | 7   | 8   | 9   | AB  | R   | H   | RBI   | BB  | SO  | LOB   | TOP  |                                    |                                  |        |
|---|---|---|---|---|---|---|---|---|---|---|---|---|---|---|---|---|--|------------------------------------|----------------------------------|--------|
| 51 Ichiro Suzuki, L (1, 9)<br>OBP: 0.345, SLG: 0.435  | G1-3  |   | G5-3  | G4-3  |   | G6-4-3  |   |   | FC6-4   | 5   | 0   | 0   | 0   | 0   | 0   | 3   | Seattle Mariners @ Toronto Blue Jays<br>Rogers Centre, Toronto, ON<br>Thu Sep 22 2005, 7:07 PM EDT<br>Att: 23,118 - Roof Closed - 68 F |                                    |                                  |        |
| 7 Yuniesky Betancourt, R (1, 6)<br>OBP: 0.250, SLG: 0.375<br>Dave Hansen, L (9, PH)<br>OBP: 0.275, SLG: 0.275 | 1B  |   |   |   |   |   | G4-3  |   | F9  | 2   | 0   | 1   | 0   | 2   | 0   | 0   |  |                                    |                                  |        |
| Raul Ibanez, L (1, 7)<br>OBP: 0.362, SLG: 0.445   | 1B  |   | K   |   | FC4-6   |   | F7  |   | F7  | 4   | 1   | 0   | 0   | 1   | 1   | 3   |  |                                    |                                  |        |
| Richie Sexson, R (1, 3)<br>OBP: 0.367, SLG: 0.545   | 1B  |   |   |   |   |   | G5-3  |   |   | 3   | 2   | 2   | 0   | 1   | 0   | 0   |  |                                    |                                  |        |
| 29 Adrián Beltré, R (1, 5)<br>OBP: 0.301, SLG: 0.419  | K   |   |   |   |   |   |   |   |   | 4   | 0   | 2   | 2   | 0   | 1   | 3   |  |                                    |                                  |        |
| 12 Michael Morse, R (1, 10)<br>OBP: 0.356, SLG: 0.382<br>Greg Dobbs, L (8, PH)<br>OBP: 0.291, SLG: 0.361      |   |   |   |   |   |   |   |   |   | 3   | 1   | 1   | 0   | 0   | 1   | 1   |  |                                    |                                  |        |
| 7 Jeremy Reed, L (1, 8)<br>OBP: 0.324, SLG: 0.354   |   |   |   |   |   |   |   |   |   | 1   | 0   | 0   | 0   | 0   | 0   | 1   |  |                                    |                                  |        |
| 4 Jose Lopez, R (1, 4)<br>OBP: 0.275, SLG: 0.376  |   |   |   |   |   |   |   |   |   | 4   | 1   | 2   | 1   | 0   | 1   | 1   |  |                                    |                                  |        |
| Yorvit Torrealba, R (1, 2)<br>OBP: 0.313, SLG: 0.358<br>Ramon Santiago, S (9, PH)<br>OBP: 0.417, SLG: 0.125   |   |   | L1  | G5-3  |   |   |   |   |   | 3   | 0   | 1   | 0   | 0   | 0   | 1   |  |                                    |                                  |        |
|   |   |   |   |   |   |   |   |   |   | 0   | 0   | 0   | 0   | 0   | 0   | 0   |  |                                    |                                  |        |
| <b>Inning Stats</b>   | R: 0<br>E: 0<br>K: 1<br>S: 21   | H: 2<br>LOB: 2<br>BB: 1<br>P: 30  | R: 0<br>E: 0<br>K: 1<br>S: 7  | H: 0<br>LOB: 0<br>BB: 0<br>P: 10  | R: 0<br>E: 0<br>K: 1<br>S: 9  | H: 0<br>LOB: 1<br>BB: 1<br>P: 16  | R: 3<br>E: 0<br>K: 0<br>S: 18   | H: 3<br>LOB: 1<br>BB: 1<br>P: 26  | R: 2<br>E: 0<br>K: 1<br>S: 10   | H: 2<br>LOB: 0<br>BB: 0<br>P: 17  | R: 0<br>E: 0<br>K: 0<br>S: 3  | H: 0<br>LOB: 0<br>BB: 0<br>P: 6   | R: 0<br>E: 0<br>K: 0<br>S: 12   | H: 2<br>LOB: 1<br>BB: 0<br>P: 17  | R: 0<br>E: 0<br>K: 0<br>S: 9  | H: 0<br>LOB: 1<br>BB: 0<br>P: 18  | 1B: 6<br>2B: 4<br>3B: 0<br>HR: 0   | SF: 0<br>SAC: 0<br>DP: 2<br>HBP: 1 | WP: 0<br>PB: 0<br>SB: 1<br>CS: 1 | PA: 39 |
| <b>PITCHER</b>  | IP<br>WLS<br>BF<br>H<br>R<br>ER<br>SO<br>BB<br>IBB<br>HBP<br>BLK<br>WP<br>HR<br>S<br>P<br>ERA<br>WHIP | IP<br>WLS<br>BF<br>H<br>R<br>ER<br>SO<br>BB<br>IBB<br>HBP<br>BLK<br>WP<br>HR<br>S<br>P<br>ERA<br>WHIP | IP<br>WLS<br>BF<br>H<br>R<br>ER<br>SO<br>BB<br>IBB<br>HBP<br>BLK<br>WP<br>HR<br>S<br>P<br>ERA<br>WHIP | IP<br>WLS<br>BF<br>H<br>R<br>ER<br>SO<br>BB<br>IBB<br>HBP<br>BLK<br>WP<br>HR<br>S<br>P<br>ERA<br>WHIP | IP<br>WLS<br>BF<br>H<br>R<br>ER<br>SO<br>BB<br>IBB<br>HBP<br>BLK<br>WP<br>HR<br>S<br>P<br>ERA<br>WHIP | IP<br>WLS<br>BF<br>H<br>R<br>ER<br>SO<br>BB<br>IBB<br>HBP<br>BLK<br>WP<br>HR<br>S<br>P<br>ERA<br>WHIP | IP<br>WLS<br>BF<br>H<br>R<br>ER<br>SO<br>BB<br>IBB<br>HBP<br>BLK<br>WP<br>HR<br>S<br>P<br>ERA<br>WHIP | IP<br>WLS<br>BF<br>H<br>R<br>ER<br>SO<br>BB<br>IBB<br>HBP<br>BLK<br>WP<br>HR<br>S<br>P<br>ERA<br>WHIP | IP<br>WLS<br>BF<br>H<br>R<br>ER<br>SO<br>BB<br>IBB<br>HBP<br>BLK<br>WP<br>HR<br>S<br>P<br>ERA<br>WHIP | IP<br>WLS<br>BF<br>H<br>R<br>ER<br>SO<br>BB<br>IBB<br>HBP<br>BLK<br>WP<br>HR<br>S<br>P<br>ERA<br>WHIP | IP<br>WLS<br>BF<br>H<br>R<br>ER<br>SO<br>BB<br>IBB<br>HBP<br>BLK<br>WP<br>HR<br>S<br>P<br>ERA<br>WHIP | IP<br>WLS<br>BF<br>H<br>R<br>ER<br>SO<br>BB<br>IBB<br>HBP<br>BLK<br>WP<br>HR<br>S<br>P<br>ERA<br>WHIP | IP<br>WLS<br>BF<br>H<br>R<br>ER<br>SO<br>BB<br>IBB<br>HBP<br>BLK<br>WP<br>HR<br>S<br>P<br>ERA<br>WHIP | IP<br>WLS<br>BF<br>H<br>R<br>ER<br>SO<br>BB<br>IBB<br>HBP<br>BLK<br>WP<br>HR<br>S<br>P<br>ERA<br>WHIP | IP<br>WLS<br>BF<br>H<br>R<br>ER<br>SO<br>BB<br>IBB<br>HBP<br>BLK<br>WP<br>HR<br>S<br>P<br>ERA<br>WHIP | IP<br>WLS<br>BF<br>H<br>R<br>ER<br>SO<br>BB<br>IBB<br>HBP<br>BLK<br>WP<br>HR<br>S<br>P<br>ERA<br>WHIP | IP<br>WLS<br>BF<br>H<br>R<br>ER<br>SO<br>BB<br>IBB<br>HBP<br>BLK<br>WP<br>HR<br>S<br>P<br>ERA<br>WHIP                                  |                                    |                                  |        |

|     |    |
|-----|----|
| AB  | 34 |
| R   | 5  |
| H   | 10 |
| RBI | 5  |
| BB  | 4  |
| SO  | 6  |
| LOB | 15 |



| Batter   | 1   | 2   | 3   | 4   | 5   | 6   | 7   | 8   | 9   | AB  | R   | H   | RBI   | BB  | SO  | LOB   | BOTTOM   |   |
|--|---|---|---|---|---|---|---|---|---|---|---|---|---|---|---|---|--|---|
| 8 Russ Adams, L (1, 6)<br>OBP: 0.320, SLG: 0.384       |   |   |   | G4-3  |   |   |   |   |   | 4   | 1   | 1   | 0   | 0   | 1   | 2   | Seattle Mariners @ Toronto Blue Jays<br>Rogers Centre, Toronto, ON<br>Thu Sep 22 2005, 7:07 PM EDT<br>Att: 23,118 - Roof Closed - 68 F |   |
| Frank Catalanotto, L (1, 10)<br>OBP: 0.397, SLG: 0.416 |   |   |   |   |   |   |   |   |   | 4   | 1   | 2   | 0   | 0   | 0   | 1   |  |   |
| 10 Vernon Wells, R (1, 8)<br>OBP: 0.323, SLG: 0.475    |   |   |   |   |   |   |   |   |   | 4   | 0   | 1   | 1   | 0   | 1   | 1   |  |   |
| 47 Corey Koskie, L (1, 5)<br>OBP: 0.334, SLG: 0.403    |   |   |   |   |   |   |   |   |   | 3   | 2   | 1   | 1   | 1   | 1   | 0   |  |   |
| Shea Hillenbrand, R (1, 3)<br>OBP: 0.348, SLG: 0.460   |   |   |   |   |   |   |   |   |   | 4   | 1   | 0   | 0   | 0   | 0   | 3   |  |   |
| 15 Alex Rios, R (1, 9)<br>OBP: 0.305, SLG: 0.399       |   |   |   |   |   |   |   |   |   | 4   | 2   | 2   | 3   | 0   | 1   | 0   |  |   |
| Gabe Gross, L (1, 7)<br>OBP: 0.333, SLG: 0.380         |   |   |   |   |   |   |   |   |   | 4   | 0   | 2   | 1   | 0   | 1   | 0   |  |   |
| 2 Aaron Hill, R (1, 4)<br>OBP: 0.333, SLG: 0.380       |   |   |   |   |   |   |   |   |   | 3   | 0   | 0   | 1   | 0   | 1   | 1   |  |   |
| Guillermo Quiroz, R (1, 2)<br>OBP: 0.192, SLG: 0.208   |   |   |   |   |   |   |   |   |   | 3   | 0   | 1   | 0   | 0   | 2   | 0   |  |   |
|  |   |   |   |   |   |   |   |   |   | 1B: 6<br>2B: 3<br>3B: 0<br>HR: 1  | SF: 1<br>SAC: 0<br>DP: 1<br>HBP: 0  | WP: 0<br>PB: 0<br>SB: 0<br>CS: 0  | PA: 35  |   |   |   |  |   |
| <b>Inning Stats</b>                                    | R: 5<br>E: 0<br>K: 1<br>S: 23   | H: 7<br>LOB: 2<br>BB: 0<br>P: 34  | R: 0<br>E: 0<br>K: 1<br>S: 9  | H: 0<br>LOB: 0<br>BB: 0<br>P: 16  | R: 0<br>E: 0<br>K: 2<br>S: 7  | H: 0<br>LOB: 0<br>BB: 0<br>P: 12  | R: 0<br>E: 0<br>K: 2<br>S: 9  | H: 0<br>LOB: 0<br>BB: 0<br>P: 12  | R: 0<br>E: 0<br>K: 1<br>S: 7  | H: 1<br>LOB: 0<br>BB: 0<br>P: 10  | R: 0<br>E: 0<br>K: 0<br>S: 8  | H: 0<br>LOB: 0<br>BB: 0<br>P: 10  | R: 0<br>E: 1<br>K: 1<br>S: 8  | H: 0<br>LOB: 1<br>BB: 0<br>P: 11  | R: 2<br>E: 0<br>K: 0<br>S: 11   | H: 2<br>LOB: 1<br>BB: 1<br>P: 17  | IP<br>WLS<br>BF<br>H<br>R<br>ER<br>SO<br>BB<br>IBB<br>HBP<br>BLK<br>WP<br>HR<br>S<br>P<br>ERA<br>WHIP                                  | IP<br>WLS<br>BF<br>H<br>R<br>ER<br>SO<br>BB<br>IBB<br>HBP<br>BLK<br>WP<br>HR<br>S<br>P<br>ERA<br>WHIP |
| <b>PITCHER</b>   | IP<br>WLS<br>BF<br>H<br>R<br>ER<br>SO<br>BB<br>IBB<br>HBP<br>BLK<br>WP<br>HR<br>S<br>P<br>ERA<br>WHIP | IP<br>WLS<br>BF<br>H<br>R<br>ER<br>SO<br>BB<br>IBB<br>HBP<br>BLK<br>WP<br>HR<br>S<br>P<br>ERA<br>WHIP | IP<br>WLS<br>BF<br>H<br>R<br>ER<br>SO<br>BB<br>IBB<br>HBP<br>BLK<br>WP<br>HR<br>S<br>P<br>ERA<br>WHIP | IP<br>WLS<br>BF<br>H<br>R<br>ER<br>SO<br>BB<br>IBB<br>HBP<br>BLK<br>WP<br>HR<br>S<br>P<br>ERA<br>WHIP | IP<br>WLS<br>BF<br>H<br>R<br>ER<br>SO<br>BB<br>IBB<br>HBP<br>BLK<br>WP<br>HR<br>S<br>P<br>ERA<br>WHIP | IP<br>WLS<br>BF<br>H<br>R<br>ER<br>SO<br>BB<br>IBB<br>HBP<br>BLK<br>WP<br>HR<br>S<br>P<br>ERA<br>WHIP | IP<br>WLS<br>BF<br>H<br>R<br>ER<br>SO<br>BB<br>IBB<br>HBP<br>BLK<br>WP<br>HR<br>S<br>P<br>ERA<br>WHIP | IP<br>WLS<br>BF<br>H<br>R<br>ER<br>SO<br>BB<br>IBB<br>HBP<br>BLK<br>WP<br>HR<br>S<br>P<br>ERA<br>WHIP | IP<br>WLS<br>BF<br>H<br>R<br>ER<br>SO<br>BB<br>IBB<br>HBP<br>BLK<br>WP<br>HR<br>S<br>P<br>ERA<br>WHIP | IP<br>WLS<br>BF<br>H<br>R<br>ER<br>SO<br>BB<br>IBB<br>HBP<br>BLK<br>WP<br>HR<br>S<br>P<br>ERA<br>WHIP | IP<br>WLS<br>BF<br>H<br>R<br>ER<br>SO<br>BB<br>IBB<br>HBP<br>BLK<br>WP<br>HR<br>S<br>P<br>ERA<br>WHIP | IP<br>WLS<br>BF<br>H<br>R<br>ER<br>SO<br>BB<br>IBB<br>HBP<br>BLK<br>WP<br>HR<br>S<br>P<br>ERA<br>WHIP | IP<br>WLS<br>BF<br>H<br>R<br>ER<br>SO<br>BB<br>IBB<br>HBP<br>BLK<br>WP<br>HR<br>S<br>P<br>ERA<br>WHIP | IP<br>WLS<br>BF<br>H<br>R<br>ER<br>SO<br>BB<br>IBB<br>HBP<br>BLK<br>WP<br>HR<br>S<br>P<br>ERA<br>WHIP | IP<br>WLS<br>BF<br>H<br>R<br>ER<br>SO<br>BB<br>IBB<br>HBP<br>BLK<br>WP<br>HR<br>S<br>P<br>ERA<br>WHIP | IP<br>WLS<br>BF<br>H<br>R<br>ER<br>SO<br>BB<br>IBB<br>HBP<br>BLK<br>WP<br>HR<br>S<br>P<br>ERA<br>WHIP |  |   |

|     |    |
|-----|----|
| AB  | 33 |
| R   | 7  |
| H   | 10 |
| RBI | 7  |
| BB  | 1  |
| SO  | 8  |
| LOB | 8  |





| Batter  | 1                             | 2                                | 3                             | 4                                | 5                            | 6                                | 7                            | 8                                | 9                            | AB                              | R                            | H                                | RBI                           | BB                               | SO                           | LOB                              | TOP  |                                  |                                  |                                    |                                  |        |  |  |  |
|---|-------------------------------|----------------------------------|-------------------------------|----------------------------------|------------------------------|----------------------------------|------------------------------|----------------------------------|------------------------------|---------------------------------|------------------------------|----------------------------------|-------------------------------|----------------------------------|------------------------------|----------------------------------|--|----------------------------------|----------------------------------|------------------------------------|----------------------------------|--------|--|--|--|
| 8 Russ Adams, L<br>OBP: 0.317, SLG: 0.381 (1, 6)      | G1-3                          |                                  | P5                            |                                  | G1-3                         |                                  |                              | F8                               |                              | 4                               | 0                            | 0                                | 0                             | 0                                | 0                            | 0                                | Toronto Blue Jays @ New York Yankees<br>Yankee Stadium, Bronx, NY<br>Fri Sep 23 2005, 7:05 PM EDT<br>Att: 53,175 - Cloudy - 82 F |                                  |                                  |                                    |                                  |        |  |  |  |
| Frank Catalanotto, L<br>OBP: 0.358, SLG: 0.415 (1, 7) | G4-1                          |                                  | 1B                            |                                  |                              | HBP                              |                              | F7                               |                              | 3                               | 0                            | 1                                | 0                             | 0                                | 0                            |                                  |  |                                  |                                  |                                    |                                  |        |  |  |  |
| 10 Vernon Wells, R<br>OBP: 0.321, SLG: 0.472 (1, 8)   | K                             |                                  | F7                            |                                  |                              | P2                               |                              |                                  | F9                           | 4                               | 0                            | 0                                | 0                             | 0                                | 1                            | 2                                |  |                                  |                                  |                                    |                                  |        |  |  |  |
| 47 Corey Koskie, L<br>OBP: 0.333, SLG: 0.401 (1, 5)   |                               | FC4-6<br>1B                      |                               |                                  | K                            |                                  |                              | F7                               |                              | 4                               | 0                            | 1                                | 0                             | 0                                | 1                            | 1                                |  |                                  |                                  |                                    |                                  |        |  |  |  |
| Shea Hillenbrand, R<br>OBP: 0.349, SLG: 0.460 (1, 3)  |                               | FC4-6<br>1B                      |                               |                                  | G6-3                         |                                  |                              | F8                               |                              | 4                               | 0                            | 2                                | 0                             | 0                                | 0                            | 1                                |  |                                  |                                  |                                    |                                  |        |  |  |  |
| 9 Greg Zaun, S<br>OBP: 0.355, SLG: 0.380 (1, 2)       |                               | L5                               |                               |                                  |                              |                                  |                              | F7                               |                              | 2                               | 0                            | 0                                | 0                             | 2                                | 0                            | 2                                |  |                                  |                                  |                                    |                                  |        |  |  |  |
| Eric Hinske, L<br>OBP: 0.331, SLG: 0.403 (1, 10)      |                               | FC4-6<br>1-2<br>2-3              |                               |                                  | G3                           |                                  |                              | G4-3                             |                              | 4                               | 0                            | 0                                | 0                             | 0                                | 0                            | 5                                |  |                                  |                                  |                                    |                                  |        |  |  |  |
| 15 Alex Rios, R<br>OBP: 0.304, SLG: 0.396 (1, 9)      |                               | L5                               |                               |                                  |                              | P3                               |                              |                                  |                              | 3                               | 0                            | 0                                | 0                             | 0                                | 1                            | 2                                |  |                                  |                                  |                                    |                                  |        |  |  |  |
| 2 Aaron Hill, R<br>OBP: 0.331, SLG: 0.377 (1, 4)      |                               |                                  |                               |                                  | G5-3                         |                                  |                              |                                  |                              | 3                               | 0                            | 0                                | 0                             | 0                                | 0                            | 0                                |  |                                  |                                  |                                    |                                  |        |  |  |  |
|   |                               |                                  |                               |                                  |                              |                                  |                              |                                  |                              |                                 |                              |                                  |                               |                                  |                              |                                  |  |                                  |                                  |                                    |                                  |        |  |  |  |
| <b>Inning Stats</b>                                   | R: 0<br>E: 0<br>K: 1<br>S: 11 | H: 0<br>LOB: 0<br>BB: 0<br>P: 17 | R: 0<br>E: 0<br>K: 0<br>S: 12 | H: 2<br>LOB: 2<br>BB: 0<br>P: 16 | R: 0<br>E: 0<br>K: 0<br>S: 7 | H: 1<br>LOB: 1<br>BB: 0<br>P: 13 | R: 0<br>E: 0<br>K: 1<br>S: 9 | H: 0<br>LOB: 0<br>BB: 1<br>P: 16 | R: 0<br>E: 0<br>K: 0<br>S: 6 | H: 0<br>LOB: 0<br>BB: 0<br>P: 8 | R: 0<br>E: 0<br>K: 0<br>S: 5 | H: 0<br>LOB: 0<br>BB: 0<br>P: 10 | R: 0<br>E: 0<br>K: 1<br>S: 14 | H: 0<br>LOB: 0<br>BB: 0<br>P: 19 | R: 0<br>E: 0<br>K: 0<br>S: 9 | H: 0<br>LOB: 0<br>BB: 1<br>P: 12 | R: 0<br>E: 0<br>K: 0<br>S: 9   | H: 1<br>LOB: 2<br>BB: 1<br>P: 14 | 1B: 4<br>2B: 0<br>3B: 0<br>HR: 0 | SF: 0<br>SAC: 0<br>DP: 0<br>HBP: 1 | WP: 0<br>PB: 0<br>SB: 0<br>CS: 0 | PA: 34 |  |  |  |
| <b>PITCHER</b>  | IP                            | WLS                              | BF                            | H                                | R                            | ER                               | SO                           | BB                               | IBB                          | HBP                             | BLK                          | WP                               | HR                            | S                                | P                            | ERA                              | WHIP   |                                  |                                  |                                    |                                  |        |  |  |  |
| Shawn Chacon, R<br>ERA: 3.49 (1, 1)                   | 8.0                           | W                                | 29                            | 3                                | 0                            | 0                                | 3                            | 1                                | 0                            | 1                               | 0                            | 0                                | 0                             | 73                               | 111                          | 0.00                             | 0.500  |                                  |                                  |                                    |                                  |        |  |  |  |
| Scott Proctor, R<br>ERA: 5.13 (9, 1)                  | 1.0                           |                                  | 5                             | 1                                | 0                            | 0                                | 0                            | 1                                | 0                            | 0                               | 0                            | 0                                | 0                             | 9                                | 14                           | 0.00                             | 2.000  |                                  |                                  |                                    |                                  |        |  |  |  |

| Batter  | 1                             | 2                                | 3                            | 4                                | 5                             | 6                                | 7                            | 8                                     | 9                             | AB                               | R                            | H                                | RBI                           | BB                               | SO                           | LOB                              | BOTTOM   |                                    |                                  |        |  |  |  |  |  |
|---|-------------------------------|----------------------------------|------------------------------|----------------------------------|-------------------------------|----------------------------------|------------------------------|---------------------------------------|-------------------------------|----------------------------------|------------------------------|----------------------------------|-------------------------------|----------------------------------|------------------------------|----------------------------------|--|------------------------------------|----------------------------------|--------|--|--|--|--|--|
| 2 Derek Jeter, R<br>OBP: 0.385, SLG: 0.445 (1, 6)     | HR                            | 24<br>1B                         |                              | 24<br>L3<br>BB                   |                               |                                  |                              | K                                     |                               | 2                                | 1                            | 1                                | 1                             | 3                                | 1                            | 0                                | Toronto Blue Jays @ New York Yankees<br>Yankee Stadium, Bronx, NY<br>Fri Sep 23 2005, 7:05 PM EDT<br>Att: 53,175 - Cloudy - 82 F |                                    |                                  |        |  |  |  |  |  |
| 24 Robinson Cano, L<br>OBP: 0.317, SLG: 0.457 (1, 4)  | HR                            | FC5<br>13<br>BB                  |                              | L3                               |                               |                                  |                              | G4-3                                  |                               | 5                                | 1                            | 2                                | 1                             | 0                                | 1                            | 2                                |  |                                    |                                  |        |  |  |  |  |  |
| 13 Alex Rodriguez, R<br>OBP: 0.418, SLG: 0.602 (1, 5) | 55<br>2B<br>BB                | FC5<br>BB                        |                              | K                                |                               |                                  |                              | 20<br>FC1<br>20<br>E<br>55<br>S<br>1B |                               | 2                                | 2                            | 1                                | 0                             | 2                                | 1                            | 0                                |  |                                    |                                  |        |  |  |  |  |  |
| Gary Sheffield, R<br>OBP: 0.383, SLG: 0.507 (1, 10)   | F8                            | FC5<br>55<br>G3-6-3              |                              | P6                               |                               |                                  |                              | K                                     |                               | 4                                | 0                            | 0                                | 0                             | 0                                | 1                            | 5                                |  |                                    |                                  |        |  |  |  |  |  |
| 55 Hideki Matsui, L<br>OBP: 0.362, SLG: 0.488 (1, 7)  | 1B<br>2B                      | G3-6-3                           |                              | G3                               |                               |                                  |                              | 20<br>E<br>BB                         |                               | 3                                | 1                            | 1                                | 1                             | 1                                | 0                            | 3                                |  |                                    |                                  |        |  |  |  |  |  |
| 20 Jorge Posada, S<br>OBP: 0.358, SLG: 0.441 (1, 2)   | 1B<br>BB                      |                                  |                              | 1B                               |                               |                                  |                              | FC1                                   |                               | 3                                | 0                            | 2                                | 0                             | 1                                | 0                            | 1                                |  |                                    |                                  |        |  |  |  |  |  |
| Bernie Williams, S<br>OBP: 0.326, SLG: 0.374 (1, 8)   | P2                            |                                  |                              | G3                               |                               |                                  |                              | K                                     |                               | 4                                | 0                            | 0                                | 0                             | 0                                | 1                            | 6                                |  |                                    |                                  |        |  |  |  |  |  |
| Tino Martinez, L<br>OBP: 0.332, SLG: 0.447 (1, 3)     | 1B                            |                                  |                              | F9                               |                               |                                  |                              | G4-3                                  |                               | 4                                | 0                            | 1                                | 1                             | 0                                | 0                            | 3                                |  |                                    |                                  |        |  |  |  |  |  |
| Bubba Crosby, L<br>OBP: 0.302, SLG: 0.337 (1, 9)      | G1-3                          |                                  |                              | F9                               |                               |                                  |                              | G3-1                                  |                               | 4                                | 0                            | 0                                | 0                             | 0                                | 0                            | 3                                |  |                                    |                                  |        |  |  |  |  |  |
|   |                               |                                  |                              |                                  |                               |                                  |                              |                                       |                               |                                  |                              |                                  |                               |                                  |                              |                                  |  |                                    |                                  |        |  |  |  |  |  |
| <b>Inning Stats</b>                                   | R: 4<br>E: 0<br>K: 0<br>S: 24 | H: 4<br>LOB: 2<br>BB: 2<br>P: 43 | R: 0<br>E: 0<br>K: 0<br>S: 8 | H: 1<br>LOB: 2<br>BB: 2<br>P: 20 | R: 0<br>E: 0<br>K: 0<br>S: 11 | H: 1<br>LOB: 1<br>BB: 0<br>P: 18 | R: 0<br>E: 0<br>K: 1<br>S: 6 | H: 0<br>LOB: 0<br>BB: 1<br>P: 11      | R: 0<br>E: 0<br>K: 0<br>S: 10 | H: 1<br>LOB: 1<br>BB: 0<br>P: 17 | R: 0<br>E: 0<br>K: 1<br>S: 7 | H: 0<br>LOB: 1<br>BB: 1<br>P: 14 | R: 1<br>E: 1<br>K: 2<br>S: 19 | H: 1<br>LOB: 2<br>BB: 1<br>P: 30 | R: 0<br>E: 0<br>K: 1<br>S: 9 | H: 0<br>LOB: 0<br>BB: 0<br>P: 14 | 1B: 5<br>2B: 2<br>3B: 0<br>HR: 2   | SF: 0<br>SAC: 0<br>DP: 2<br>HBP: 0 | WP: 1<br>PB: 0<br>SB: 1<br>CS: 0 | PA: 38 |  |  |  |  |  |
| <b>PITCHER</b>  | IP                            | WLS                              | BF                           | H                                | R                             | ER                               | SO                           | BB                                    | IBB                           | HBP                              | BLK                          | WP                               | HR                            | S                                | P                            | ERA                              | WHIP   |                                    |                                  |        |  |  |  |  |  |
| Ted Lilly, L<br>ERA: 5.72 (1, 1)                      | 1.0                           | L                                | 11                           | 5                                | 4                             | 4                                | 0                            | 0                                     | 0                             | 0                                | 0                            | 0                                | 0                             | 27                               | 50                           | 36.00                            | 8.000  |                                    |                                  |        |  |  |  |  |  |
| 28 Shaun Marcum, R<br>ERA: 3.32 (2, 1)                | 2.0                           |                                  | 7                            | 1                                | 0                             | 0                                | 0                            | 1                                     | 0                             | 0                                | 0                            | 0                                | 0                             | 16                               | 31                           | 0.00                             | 1.000  |                                    |                                  |        |  |  |  |  |  |
| Pete Walker, R<br>ERA: 3.32 (4, 1)                    | 2.0                           |                                  | 7                            | 1                                | 0                             | 0                                | 1                            | 1                                     | 0                             | 0                                | 0                            | 0                                | 0                             | 16                               | 28                           | 0.00                             | 1.000  |                                    |                                  |        |  |  |  |  |  |
| 22 Brandon League, R<br>ERA: 6.34 (6, 1)              | 1.0                           |                                  | 4                            | 0                                | 0                             | 0                                | 1                            | 1                                     | 0                             | 0                                | 0                            | 0                                | 0                             | 7                                | 14                           | 0.00                             | 1.000  |                                    |                                  |        |  |  |  |  |  |
| Vinnie Chulk, R<br>ERA: 3.45 (7, 1)                   | 1.0                           |                                  | 6                            | 1                                | 1                             | 0                                | 2                            | 1                                     | 0                             | 0                                | 0                            | 0                                | 0                             | 19                               | 30                           | 0.00                             | 2.000  |                                    |                                  |        |  |  |  |  |  |
| <b>PITCHER</b>  | IP                            | WLS                              | BF                           | H                                | R                             | ER                               | SO                           | BB                                    | IBB                           | HBP                              | BLK                          | WP                               | HR                            | S                                | P                            | ERA                              | WHIP   |                                    |                                  |        |  |  |  |  |  |
| 54 Jason Frasor, R<br>ERA: 3.34 (8, 1)                | 1.0                           |                                  | 3                            | 0                                | 0                             | 0                                | 1                            | 0                                     | 0                             | 0                                | 0                            | 0                                | 0                             | 9                                | 14                           | 0.00                             | 0.000  |                                    |                                  |        |  |  |  |  |  |



| Batter   | 1                             | 2                                | 3                             | 4                                | 5                             | 6                                | 7                            | 8                               | 9                            | AB                               | R                            | H                                | RBI                          | BB                              | SO                            | LOB                              | TOP                          |                                  |                                   |                                    |                                  |        |  |  |  |
|--|-------------------------------|----------------------------------|-------------------------------|----------------------------------|-------------------------------|----------------------------------|------------------------------|---------------------------------|------------------------------|----------------------------------|------------------------------|----------------------------------|------------------------------|---------------------------------|-------------------------------|----------------------------------|------------------------------|----------------------------------|-----------------------------------|------------------------------------|----------------------------------|--------|--|--|--|
| 8 Russ Adams, L<br>OBP: 0.320, SLG: 0.382      | 1-0<br>10 1B<br>1B            | 2-1<br>BB<br>1B                  | 1-2<br>F9                     |                                  |                               | 1-1<br>G3                        |                              |                                 | 4-1<br>10 G3<br>SH5-3<br>BB  | 4                                | 2                            | 2                                | 0                            | 1                               | 0                             | 1                                |                              |                                  |                                   |                                    |                                  |        |  |  |  |
| Frank Catalanotto, L<br>OBP: 0.359, SLG: 0.415 | 1-2<br>10 1B<br>1B            | 4-2<br>E<br>1B                   |                               |                                  |                               | 3-1<br>P6                        |                              |                                 | 0-0<br>SH5-3                 | 3                                | 2                            | 1                                | 0                            | 1                               | 0                             | 0                                |                              |                                  |                                   |                                    |                                  |        |  |  |  |
| 10 Vernon Wells, R<br>OBP: 0.320, SLG: 0.469   | 1-1<br>1B                     | 1-1<br>P3                        |                               |                                  |                               |                                  |                              |                                 | 1-1<br>G3                    | 5                                | 1                            | 1                                | 0                            | 0                               | 0                             | 4                                |                              |                                  |                                   |                                    |                                  |        |  |  |  |
| Shea Hillenbrand, R<br>OBP: 0.348, SLG: 0.458  | 1-0<br>SF<br>3 SF8<br>1B      | 0-1<br>E4                        |                               |                                  |                               | 0-0<br>G4-3                      |                              |                                 | 0-2<br>G6-3                  | 5                                | 1                            | 1                                | 2                            | 0                               | 0                             | 2                                |                              |                                  |                                   |                                    |                                  |        |  |  |  |
| Eric Hinske, L<br>OBP: 0.330, SLG: 0.404       | 0-1<br>SF<br>3 SF8            | 0-2<br>SF8                       |                               |                                  |                               | 2-2<br>3<br>G5-3<br>1B           |                              |                                 | 0-3<br>K                     | 2                                | 0                            | 1                                | 2                            | 0                               | 1                             | 0                                |                              |                                  |                                   |                                    |                                  |        |  |  |  |
| 9 Greg Zaun, S<br>OBP: 0.356, SLG: 0.376       | 1-0<br>G1-3                   |                                  |                               |                                  |                               | 0-0<br>F7                        |                              |                                 | 3-1<br>F9                    | 4                                | 0                            | 0                                | 0                            | 0                               | 1                             | 4                                |                              |                                  |                                   |                                    |                                  |        |  |  |  |
| 3 Reed Johnson, R<br>OBP: 0.332, SLG: 0.420    | 1-0<br>SF8                    |                                  |                               |                                  |                               | 1-0<br>G5-3                      |                              |                                 | 1-3<br>K                     | 3                                | 0                            | 1                                | 1                            | 0                               | 1                             | 1                                |                              |                                  |                                   |                                    |                                  |        |  |  |  |
| Gabe Gross, L<br>OBP: 0.329, SLG: 0.373        | 2-3<br>K                      |                                  |                               |                                  |                               | 1-2<br>F9                        |                              |                                 | 3-2<br>1B                    | 4                                | 0                            | 1                                | 0                            | 0                               | 1                             | 3                                |                              |                                  |                                   |                                    |                                  |        |  |  |  |
| 2 Aaron Hill, R<br>OBP: 0.332, SLG: 0.378      |                               | 1-0<br>BB<br>E<br>1B             |                               |                                  |                               | 1-2<br>F7                        |                              |                                 | 0-3<br>K                     | 4                                | 1                            | 2                                | 0                            | 0                               | 1                             | 1                                |                              |                                  |                                   |                                    |                                  |        |  |  |  |
| <b>Inning Stats</b>                            | R: 4<br>E: 1<br>K: 1<br>S: 15 | H: 4<br>LOB: 1<br>BB: 0<br>P: 23 | R: 3<br>E: 1<br>K: 1<br>S: 18 | H: 2<br>LOB: 1<br>BB: 1<br>P: 28 | R: 0<br>E: 0<br>K: 0<br>S: 11 | H: 2<br>LOB: 1<br>BB: 0<br>P: 16 | R: 0<br>E: 0<br>K: 0<br>S: 3 | H: 0<br>LOB: 0<br>BB: 0<br>P: 5 | R: 0<br>E: 0<br>K: 0<br>S: 8 | H: 1<br>LOB: 1<br>BB: 0<br>P: 12 | R: 0<br>E: 0<br>K: 0<br>S: 7 | H: 0<br>LOB: 0<br>BB: 0<br>P: 12 | R: 0<br>E: 0<br>K: 1<br>S: 6 | H: 0<br>LOB: 0<br>BB: 0<br>P: 7 | R: 0<br>E: 0<br>K: 2<br>S: 12 | H: 1<br>LOB: 1<br>BB: 0<br>P: 19 | R: 0<br>E: 0<br>K: 0<br>S: 8 | H: 0<br>LOB: 1<br>BB: 1<br>P: 13 | 1B: 10<br>2B: 1<br>3B: 0<br>HR: 0 | SF: 3<br>SAC: 1<br>DP: 1<br>HBP: 0 | WP: 0<br>PB: 0<br>SB: 1<br>CS: 0 | PA: 40 |  |  |  |
| <b>PITCHER</b>                                 | IP                            | WLS                              | BF                            | H                                | R                             | ER                               | SO                           | BB                              | IBB                          | HBP                              | BLK                          | WP                               | HR                           | S                               | P                             | ERA                              | WHIP                         |                                  |                                   |                                    |                                  |        |  |  |  |
| Jaret Wright, R<br>ERA: 5.97                   | 1.0                           | L                                | 11                            | 6                                | 7                             | 3                                | 1                            | 1                               | 0                            | 0                                | 0                            | 0                                | 0                            | 22                              | 37                            | 27.00                            | 7.000                        |                                  |                                   |                                    |                                  |        |  |  |  |
| Aaron Small, R<br>ERA: 3.25                    | 6.2                           |                                  | 24                            | 4                                | 0                             | 0                                | 3                            | 0                               | 0                            | 0                                | 0                            | 0                                | 0                            | 55                              | 82                            | 0.00                             | 0.600                        |                                  |                                   |                                    |                                  |        |  |  |  |
| Tanyon Sturtze, R<br>ERA: 4.11                 | 1.1                           |                                  | 5                             | 0                                | 0                             | 0                                | 1                            | 1                               | 0                            | 0                                | 0                            | 0                                | 0                            | 11                              | 16                            | 0.00                             | 0.750                        |                                  |                                   |                                    |                                  |        |  |  |  |

Toronto Blue Jays @ New York Yankees  
 Yankee Stadium, Bronx, NY  
 Sat Sep 24 2005, 1:05 PM EDT  
 Att: 53,911 - Sunny - 68 F

|     |    |
|-----|----|
| AB  | 34 |
| R   | 7  |
| H   | 10 |
| RBI | 5  |
| BB  | 2  |
| SO  | 5  |
| LOB | 16 |



| Batter   | 1                             | 2                                | 3                             | 4                                | 5                             | 6                                | 7                            | 8                               | 9                            | AB                               | R                             | H                                | RBI                          | BB                               | SO                            | LOB                              | BOTTOM                       |                                  |                                  |                                    |                                  |        |  |  |  |
|--|-------------------------------|----------------------------------|-------------------------------|----------------------------------|-------------------------------|----------------------------------|------------------------------|---------------------------------|------------------------------|----------------------------------|-------------------------------|----------------------------------|------------------------------|----------------------------------|-------------------------------|----------------------------------|------------------------------|----------------------------------|----------------------------------|------------------------------------|----------------------------------|--------|--|--|--|
| 2 Derek Jeter, R<br>OBP: 0.388, SLG: 0.445     | 3-2<br>13 HR<br>HBP           | 3-2<br>13 1B<br>HBP              |                               |                                  |                               | 0-1<br>G6-3                      |                              |                                 | 4-1<br>13 BB<br>BB           | 2                                | 1                             | 1                                | 1                            | 1                                | 0                             | 0                                |                              |                                  |                                  |                                    |                                  |        |  |  |  |
| 13 Alex Rodriguez, R<br>OBP: 0.421, SLG: 0.608 | 3-2<br>HR                     | 1-0<br>1B                        |                               |                                  |                               | 4-2<br>1B<br>BB                  |                              |                                 | 4-1<br>1B<br>BB              | 3                                | 1                             | 2                                | 3                            | 2                                | 0                             | 2                                |                              |                                  |                                  |                                    |                                  |        |  |  |  |
| 25 Jason Giambi, L<br>OBP: 0.436, SLG: 0.535   | 0-3<br>K                      | 1-2<br>P6                        |                               |                                  |                               | 0-0<br>F9                        |                              |                                 | 4-1<br>55 1B<br>BB           | 4                                | 0                             | 0                                | 0                            | 1                                | 2                             | 6                                |                              |                                  |                                  |                                    |                                  |        |  |  |  |
| Gary Sheffield, R<br>OBP: 0.381, SLG: 0.505    | 1-1<br>F7                     |                                  |                               |                                  |                               | 1-1<br>F7                        |                              |                                 | 2-2<br>F9                    | 5                                | 0                             | 1                                | 0                            | 0                                | 1                             | 1                                |                              |                                  |                                  |                                    |                                  |        |  |  |  |
| 55 Hideki Matsui, L<br>OBP: 0.363, SLG: 0.487  | 4-0<br>BB                     |                                  |                               |                                  |                               | 1-0<br>F7                        |                              |                                 | 1-2<br>F9                    | 4                                | 0                             | 1                                | 0                            | 1                                | 1                             | 2                                |                              |                                  |                                  |                                    |                                  |        |  |  |  |
| 20 Jorge Posada, S<br>OBP: 0.354, SLG: 0.436   | 1-3<br>K                      |                                  |                               |                                  |                               | 1-3<br>K                         |                              |                                 | 1-3<br>20<br>G4-6-3<br>1B    | 5                                | 0                             | 0                                | 0                            | 0                                | 3                             | 3                                |                              |                                  |                                  |                                    |                                  |        |  |  |  |
| 24 Robinson Cano, L<br>OBP: 0.314, SLG: 0.453  |                               | 0-2<br>G4-3                      |                               |                                  |                               | 0-0<br>G1-3                      |                              |                                 | 0-2<br>G1-3                  | 4                                | 0                             | 0                                | 0                            | 0                                | 0                             | 0                                |                              |                                  |                                  |                                    |                                  |        |  |  |  |
| Bernie Williams, S<br>OBP: 0.325, SLG: 0.373   |                               | 2-3<br>K                         |                               |                                  |                               | 2-1<br>G5-3                      |                              |                                 | 1-1<br>E4<br>1B<br>2 1B      | 4                                | 1                             | 1                                | 0                            | 0                                | 1                             | 0                                |                              |                                  |                                  |                                    |                                  |        |  |  |  |
| Bubba Crosby, L<br>OBP: 0.307, SLG: 0.341      |                               | 0-2<br>2 HBP<br>13 1B<br>1B      |                               |                                  |                               | 0-2<br>G4-3                      |                              |                                 | 0-1<br>2 1B<br>1B            | 2                                | 1                             | 1                                | 0                            | 0                                | 0                             | 0                                |                              |                                  |                                  |                                    |                                  |        |  |  |  |
| Ruben Sierra, S<br>OBP: 0.270, SLG: 0.396      |                               |                                  |                               |                                  |                               |                                  |                              |                                 | 2-3<br>K                     | 2                                | 0                             | 1                                | 0                            | 0                                | 1                             | 1                                |                              |                                  |                                  |                                    |                                  |        |  |  |  |
| <b>Inning Stats</b>                            | R: 2<br>E: 0<br>K: 2<br>S: 14 | H: 1<br>LOB: 1<br>BB: 1<br>P: 26 | R: 1<br>E: 0<br>K: 1<br>S: 18 | H: 2<br>LOB: 2<br>BB: 0<br>P: 25 | R: 0<br>E: 0<br>K: 1<br>S: 12 | H: 0<br>LOB: 0<br>BB: 0<br>P: 16 | R: 0<br>E: 0<br>K: 0<br>S: 6 | H: 0<br>LOB: 0<br>BB: 0<br>P: 8 | R: 0<br>E: 0<br>K: 0<br>S: 8 | H: 1<br>LOB: 2<br>BB: 1<br>P: 15 | R: 1<br>E: 1<br>K: 0<br>S: 13 | H: 2<br>LOB: 2<br>BB: 0<br>P: 14 | R: 0<br>E: 0<br>K: 0<br>S: 8 | H: 1<br>LOB: 1<br>BB: 1<br>P: 15 | R: 0<br>E: 0<br>K: 2<br>S: 15 | H: 1<br>LOB: 3<br>BB: 2<br>P: 30 | R: 0<br>E: 0<br>K: 3<br>S: 9 | H: 0<br>LOB: 0<br>BB: 0<br>P: 11 | 1B: 7<br>2B: 0<br>3B: 0<br>HR: 1 | SF: 0<br>SAC: 0<br>DP: 1<br>HBP: 2 | WP: 0<br>PB: 0<br>SB: 0<br>CS: 0 | PA: 42 |  |  |  |
| <b>PITCHER</b>                                 | IP                            | WLS                              | BF                            | H                                | R                             | ER                               | SO                           | BB                              | IBB                          | HBP                              | BLK                           | WP                               | HR                           | S                                | P                             | ERA                              | WHIP                         |                                  |                                  |                                    |                                  |        |  |  |  |
| 37 Scott Downs, L<br>ERA: 4.35                 | 5.2                           | W                                | 27                            | 5                                | 4                             | 3                                | 4                            | 2                               | 0                            | 2                                | 0                             | 0                                | 0                            | 8                                | 14                            | 0.00                             | 3.000                        |                                  |                                  |                                    |                                  |        |  |  |  |
| Justin Speier, R<br>ERA: 2.6                   | 0.2                           | H                                | 4                             | 1                                | 0                             | 0                                | 0                            | 1                               | 0                            | 0                                | 0                             | 0                                | 0                            | 9                                | 14                            | 0.00                             | 2.000                        |                                  |                                  |                                    |                                  |        |  |  |  |
| Scott Schoeneweis, L<br>ERA: 3.44              | 1.0                           | H                                | 4                             | 2                                | 0                             | 0                                | 0                            | 0                               | 0                            | 0                                | 0                             | 0                                | 0                            | 5                                | 15                            | 0.00                             | 6.000                        |                                  |                                  |                                    |                                  |        |  |  |  |
| 54 Jason Frasor, R<br>ERA: 3.33                | 0.1                           | H                                | 3                             | 0                                | 0                             | 0                                | 1                            | 2                               | 0                            | 0                                | 0                             | 0                                | 0                            | 5                                | 15                            | 0.00                             | 6.000                        |                                  |                                  |                                    |                                  |        |  |  |  |
| Miguel Batista, R<br>ERA: 4.03                 | 1.1                           | S                                | 4                             | 0                                | 0                             | 0                                | 4                            | 0                               | 0                            | 0                                | 0                             | 0                                | 0                            | 14                               | 17                            | 0.00                             | 0.000                        |                                  |                                  |                                    |                                  |        |  |  |  |

Toronto Blue Jays @ New York Yankees  
 Yankee Stadium, Bronx, NY  
 Sat Sep 24 2005, 1:05 PM EDT  
 Att: 53,911 - Sunny - 68 F

|     |    |
|-----|----|
| AB  | 35 |
| R   | 4  |
| H   | 8  |
| RBI | 4  |
| BB  | 5  |
| SO  | 9  |
| LOB | 15 |





| Batter   | 1                            | 2                               | 3                            | 4                                | 5                            | 6                               | 7                            | 8                               | 9                            | AB                               | R                            | H                                | RBI                          | BB                               | SO                            | LOB                              | TOP  |                                  |                                  |                                    |                                  |        |
|--|------------------------------|---------------------------------|------------------------------|----------------------------------|------------------------------|---------------------------------|------------------------------|---------------------------------|------------------------------|----------------------------------|------------------------------|----------------------------------|------------------------------|----------------------------------|-------------------------------|----------------------------------|--|----------------------------------|----------------------------------|------------------------------------|----------------------------------|--------|
| 8 Russ Adams, L (1,6)<br>OBP: 0.319, SLG: 0.382  | G6-3                         |                                 |                              | G4-3                             | G4-3                         |                                 |                              | 15<br>2B                        | G4-3                         | 5                                | 0                            | 1                                | 0                            | 0                                | 0                             | 3                                | Toronto Blue Jays @ New York Yankees<br>Yankee Stadium, Bronx, NY<br>Sun Sep.25.2005, 1:05 PM EDT<br>Att: 55,136 - Cloudy - 71 F |                                  |                                  |                                    |                                  |        |
| Frank Catalanotto, L (1,7)<br>OBP: 0.357, SLG: 0.411<br>15 Alex Rios, R (7,9)<br>OBP: 0.303, SLG: 0.395      | E3                           |                                 |                              | G3                               |                              | G4-3                            |                              | FC6-5-4<br>2-3                  |                              | 3                                | 0                            | 0                                | 0                            | 0                                | 0                             | 0                                |  |                                  |                                  |                                    |                                  |        |
| 10 Vernon Wells, R (1,8)<br>OBP: 0.319, SLG: 0.467   | G6-3                         |                                 |                              | G5-3                             |                              | F8                              |                              | BB                              |                              | 3                                | 0                            | 0                                | 0                            | 1                                | 0                             | 0                                |  |                                  |                                  |                                    |                                  |        |
| 47 Corey Koskie, L (1,5)<br>OBP: 0.335, SLG: 0.405   |                              | K                               |                              |                                  | HR                           | 2B                              |                              | K                               |                              | 4                                | 1                            | 2                                | 0                            | 0                                | 2                             | 2                                |  |                                  |                                  |                                    |                                  |        |
| Shea Hillenbrand, R (1,3)<br>OBP: 0.346, SLG: 0.456<br>John-Ford Griffin, L (9,PH)<br>OBP: 0.250, SLG: 0.500 | G1-3                         |                                 |                              | G6-3                             |                              | K                               |                              |                                 | K                            | 3                                | 0                            | 0                                | 0                            | 0                                | 1                             | 2                                |  |                                  |                                  |                                    |                                  |        |
| Eric Hinske, L (1,10)<br>OBP: 0.333, SLG: 0.413  | G3                           |                                 |                              |                                  | HR                           |                                 |                              | 9<br>2 1B                       |                              | 4                                | 2                            | 3                                | 2                            | 0                                | 0                             | 0                                |  |                                  |                                  |                                    |                                  |        |
| 9 Gregg Zaun, S (1,2)<br>OBP: 0.357, SLG: 0.374  |                              |                                 | G1-3                         |                                  | 3 1B<br>2 2B                 | BB                              |                              | G6-4-3<br>1B                    |                              | 2                                | 1                            | 0                                | 0                            | 2                                | 0                             | 1                                |  |                                  |                                  |                                    |                                  |        |
| 3 Reed Johnson, R (1,9)<br>OBP: 0.331, SLG: 0.419  |                              |                                 | K                            |                                  |                              |                                 |                              | G5-3                            |                              | 4                                | 0                            | 1                                | 0                            | 0                                | 2                             | 2                                |  |                                  |                                  |                                    |                                  |        |
| 2 Aaron Hill, R (1,4)<br>OBP: 0.334, SLG: 0.382  | G6-3                         |                                 |                              | G6-3                             |                              | 1-2<br>2B                       |                              | G6-3                            |                              | 4                                | 0                            | 2                                | 2                            | 0                                | 0                             | 0                                |  |                                  |                                  |                                    |                                  |        |
| <b>Inning Stats</b>  | R: 0<br>E: 1<br>K: 0<br>S: 5 | H: 0<br>LOB: 0<br>BB: 0<br>P: 7 | R: 0<br>E: 0<br>K: 1<br>S: 7 | H: 0<br>LOB: 0<br>BB: 0<br>P: 12 | R: 0<br>E: 0<br>K: 1<br>S: 5 | H: 0<br>LOB: 0<br>BB: 0<br>P: 9 | R: 0<br>E: 0<br>K: 0<br>S: 6 | H: 0<br>LOB: 0<br>BB: 0<br>P: 8 | R: 3<br>E: 0<br>K: 0<br>S: 9 | H: 4<br>LOB: 1<br>BB: 1<br>P: 16 | R: 0<br>E: 0<br>K: 1<br>S: 7 | H: 1<br>LOB: 1<br>BB: 0<br>P: 14 | R: 0<br>E: 0<br>K: 0<br>S: 6 | H: 1<br>LOB: 0<br>BB: 0<br>P: 10 | R: 0<br>E: 0<br>K: 1<br>S: 14 | H: 1<br>LOB: 2<br>BB: 1<br>P: 23 | R: 1<br>E: 0<br>K: 2<br>S: 17  | H: 2<br>LOB: 2<br>BB: 1<br>P: 25 | 1B: 5<br>2B: 3<br>3B: 0<br>HR: 1 | SF: 0<br>SAC: 0<br>DP: 1<br>HBP: 0 | WP: 0<br>PB: 0<br>SB: 1<br>CS: 1 | PA: 37 |
| <b>PITCHER</b>   | IP                           | WLS                             | BF                           | H                                | R                            | ER                              | SO                           | BB                              | IBB                          | HBP                              | BLK                          | WP                               | HR                           | S                                | P                             | ERA                              | WHIP   |                                  |                                  |                                    |                                  |        |
| 40 Chien-Ming Wang, R (1,1)<br>ERA: 4.02   | 7.0                          | W                               | 26                           | 6                                | 3                            | 3                               | 3                            | 1                               | 0                            | 0                                | 0                            | 0                                | 1                            | 45                               | 76                            | 3.86                             | 1.000  |                                  |                                  |                                    |                                  |        |
| Tom Gordon, R (8,1)<br>ERA: 2.54   | 0.2                          | H                               | 3                            | 1                                | 0                            | 0                               | 0                            | 0                               | 0                            | 0                                | 0                            | 0                                | 0                            | 8                                | 12                            | 0.00                             | 1.500  |                                  |                                  |                                    |                                  |        |
| 42 Mariano Rivera, R (8,1)<br>ERA: 1.41  | 1.1                          | S                               | 8                            | 2                                | 1                            | 1                               | 3                            | 2                               | 0                            | 0                                | 0                            | 0                                | 0                            | 23                               | 36                            | 6.75                             | 3.000  |                                  |                                  |                                    |                                  |        |

| Batter  | 1                            | 2                                | 3                            | 4                               | 5                            | 6                                | 7                            | 8                               | 9                             | AB                               | R                            | H                               | RBI                           | BB                               | SO                            | LOB                              | BOTTOM   |                                    |                                  |        |  |
|---|------------------------------|----------------------------------|------------------------------|---------------------------------|------------------------------|----------------------------------|------------------------------|---------------------------------|-------------------------------|----------------------------------|------------------------------|---------------------------------|-------------------------------|----------------------------------|-------------------------------|----------------------------------|--|------------------------------------|----------------------------------|--------|--|
| 2 Derek Jeter, R (1,6)<br>OBP: 0.388, SLG: 0.445  | 25 F8<br>13 BB<br>SF8        |                                  | F9                           |                                 | 1-3<br>2H                    |                                  | K                            | F9                              |                               | 5                                | 1                            | 2                               | 1                             | 0                                | 1                             | 2                                | Toronto Blue Jays @ New York Yankees<br>Yankee Stadium, Bronx, NY<br>Sun Sep.25.2005, 1:05 PM EDT<br>Att: 55,136 - Cloudy - 71 F |                                    |                                  |        |  |
| 13 Alex Rodriguez, R (1,5)<br>OBP: 0.421, SLG: 0.607  |                              |                                  | G6-3                         |                                 | K                            |                                  |                              | 25 BB<br>HR                     |                               | 3                                | 1                            | 1                               | 0                             | 1                                | 1                             | 2                                |  |                                    |                                  |        |  |
| 25 Jason Giambi, L (1,3)<br>OBP: 0.434, SLG: 0.531<br>Mark Bellhorn, S (6,PR)<br>OBP: 0.325, SLG: 0.358<br>Tino Martinez, L (9,3)<br>OBP: 0.332, SLG: 0.447 | F8                           |                                  |                              | G3-1                            |                              | G6-3                             |                              | 4-1<br>HR                       | BB                            | 3                                | 0                            | 0                               | 0                             | 1                                | 0                             | 2                                |  |                                    |                                  |        |  |
| Gary Sheffield, R (1,9)<br>OBP: 0.380, SLG: 0.509<br>Matt Lawton, L (9,9)<br>OBP: 0.357, SLG: 0.398   | SF8                          |                                  |                              | F8                              |                              | G6-3                             |                              | 2-1<br>HR                       | HR                            | 3                                | 1                            | 1                               | 4                             | 0                                | 0                             | 0                                |  |                                    |                                  |        |  |
| 55 Hideki Matsui, L (1,10)<br>OBP: 0.361, SLG: 0.483  | F7                           |                                  |                              | G4-3                            |                              | G4-3                             |                              | 1-0<br>P6                       |                               | 4                                | 0                            | 0                               | 0                             | 0                                | 0                             | 2                                |  |                                    |                                  |        |  |
| 20 Jorge Posada, S (1,2)<br>OBP: 0.356, SLG: 0.439  |                              | G3-1                             |                              |                                 | P6                           |                                  | 24 HR                        | 24<br>1B                        | 2B                            | 4                                | 2                            | 2                               | 0                             | 0                                | 0                             | 0                                |  |                                    |                                  |        |  |
| 24 Robinson Canó, L (1,4)<br>OBP: 0.318, SLG: 0.462   |                              | G3                               |                              |                                 | 1B                           |                                  | 1-1<br>1B                    | 1-1<br>1B                       | HR                            | 4                                | 1                            | 3                               | 2                             | 0                                | 0                             | 0                                |  |                                    |                                  |        |  |
| Bernie Williams, S (1,8)<br>OBP: 0.324, SLG: 0.372  |                              | F7                               |                              |                                 | 1-3<br>1B                    |                                  | F7                           | L9                              |                               | 4                                | 1                            | 1                               | 0                             | 0                                | 0                             | 2                                |  |                                    |                                  |        |  |
| Bubba Crosby, L (1,7)<br>OBP: 0.315, SLG: 0.348   |                              |                                  |                              | K                               |                              | 2-2<br>1B                        |                              | F7                              |                               | 4                                | 0                            | 2                               | 1                             | 0                                | 1                             | 0                                |  |                                    |                                  |        |  |
| <b>Inning Stats</b>   | R: 1<br>E: 0<br>K: 0<br>S: 8 | H: 1<br>LOB: 1<br>BB: 1<br>P: 16 | R: 0<br>E: 0<br>K: 0<br>S: 4 | H: 0<br>LOB: 0<br>BB: 0<br>P: 5 | R: 0<br>E: 0<br>K: 1<br>S: 8 | H: 0<br>LOB: 0<br>BB: 0<br>P: 14 | R: 0<br>E: 0<br>K: 0<br>S: 6 | H: 0<br>LOB: 0<br>BB: 0<br>P: 8 | R: 1<br>E: 0<br>K: 1<br>S: 16 | H: 4<br>LOB: 2<br>BB: 0<br>P: 21 | R: 0<br>E: 0<br>K: 0<br>S: 9 | H: 0<br>LOB: 0<br>BB: 0<br>P: 9 | R: 2<br>E: 0<br>K: 1<br>S: 11 | H: 2<br>LOB: 0<br>BB: 0<br>P: 14 | R: 4<br>E: 0<br>K: 0<br>S: 16 | H: 5<br>LOB: 2<br>BB: 1<br>P: 34 | 1B: 9<br>2B: 1<br>3B: 0<br>HR: 2   | SF: 1<br>SAC: 0<br>DP: 0<br>HBP: 0 | WP: 0<br>PB: 0<br>SB: 0<br>CS: 0 | PA: 37 |  |
| <b>PITCHER</b>  | IP                           | WLS                              | BF                           | H                               | R                            | ER                               | SO                           | BB                              | IBB                           | HBP                              | BLK                          | WP                              | HR                            | S                                | P                             | ERA                              | WHIP   |                                    |                                  |        |  |
| Josh Towers, R (1,1)<br>ERA: 3.83   | 7.0                          | L                                | 28                           | 7                               | 4                            | 4                                | 3                            | 1                               | 0                             | 0                                | 0                            | 0                               | 1                             | 62                               | 87                            | 5.14                             | 1.143  |                                    |                                  |        |  |
| Vinnie Chulk, R (8,1)<br>ERA: 3.84  | 0.0                          |                                  | 3                            | 2                               | 4                            | 4                                | 0                            | 1                               | 0                             | 0                                | 0                            | 0                               | 1                             | 5                                | 14                            | ∞                                | ∞  |                                    |                                  |        |  |
| 22 Brandon League, R (8,1)<br>ERA: 6.42   | 1.0                          |                                  | 6                            | 3                               | 0                            | 0                                | 0                            | 0                               | 0                             | 0                                | 0                            | 0                               | 0                             | 11                               | 20                            | 0.00                             | 3.000  |                                    |                                  |        |  |

|     |    |
|-----|----|
| AB  | 34 |
| R   | 4  |
| H   | 9  |
| RBI | 4  |
| BB  | 3  |
| SO  | 6  |
| LOB | 11 |



|     |    |
|-----|----|
| AB  | 34 |
| R   | 8  |
| H   | 12 |
| RBI | 8  |
| BB  | 2  |
| SO  | 3  |
| LOB | 10 |









| Batter   | 1                             | 2                                | 3                             | 4                                | 5                             | 6                                | 7                             | 8                                | 9                             | AB                               | R                             | H                                | RBI                           | BB                               | SO                            | LOB                              | TOP  |                                  |                          |                           |                                  |        |
|--|-------------------------------|----------------------------------|-------------------------------|----------------------------------|-------------------------------|----------------------------------|-------------------------------|----------------------------------|-------------------------------|----------------------------------|-------------------------------|----------------------------------|-------------------------------|----------------------------------|-------------------------------|----------------------------------|--|----------------------------------|--------------------------|---------------------------|----------------------------------|--------|
| 8 Russ Adams, L<br>OBP: 0.319, SLG: 0.381      |                               |                                  |                               |                                  |                               |                                  |                               |                                  |                               | 5                                | 1                             | 2                                | 1                             | 0                                | 0                             | 3                                | <b>Toronto Blue Jays @ Boston Red Sox</b><br>Fenway Park, Boston, MA<br>Tue Sep 27 2005, 7:05 PM EDT<br>Att: 35,476 - Clear - 66 F |                                  |                          |                           |                                  |        |
| Frank Catalanotto, L<br>OBP: 0.361, SLG: 0.416 |                               |                                  |                               |                                  |                               |                                  |                               |                                  |                               | 5                                | 0                             | 4                                | 1                             | 0                                | 0                             | 1                                |  |                                  |                          |                           |                                  |        |
| 15 Alex Rios, R<br>OBP: 0.305, SLG: 0.396      |                               |                                  |                               |                                  |                               |                                  |                               |                                  |                               | 0                                | 0                             | 0                                | 0                             | 0                                | 0                             | 0                                |  |                                  |                          |                           |                                  |        |
| 10 Vernon Wells, R<br>OBP: 0.320, SLG: 0.464   |                               |                                  |                               |                                  |                               |                                  |                               |                                  |                               | 3                                | 0                             | 1                                | 2                             | 1                                | 1                             | 2                                |  |                                  |                          |                           |                                  |        |
| 47 Corey Koskie, L<br>OBP: 0.340, SLG: 0.407   |                               |                                  |                               |                                  |                               |                                  |                               |                                  |                               | 3                                | 1                             | 1                                | 0                             | 2                                | 1                             | 4                                |  |                                  |                          |                           |                                  |        |
| Shea Hillenbrand, R<br>OBP: 0.343, SLG: 0.449  |                               |                                  |                               |                                  |                               |                                  |                               |                                  |                               | 4                                | 1                             | 0                                | 0                             | 1                                | 4                             | 7                                |  |                                  |                          |                           |                                  |        |
| Eric Hinske, L<br>OBP: 0.329, SLG: 0.410       |                               |                                  |                               |                                  |                               |                                  |                               |                                  |                               | 5                                | 0                             | 1                                | 0                             | 0                                | 1                             | 4                                |  |                                  |                          |                           |                                  |        |
| 9 Gregg Zaun, S<br>OBP: 0.359, SLG: 0.380      |                               |                                  |                               |                                  |                               |                                  |                               |                                  |                               | 4                                | 2                             | 1                                | 2                             | 1                                | 0                             | 2                                |  |                                  |                          |                           |                                  |        |
| 3 Reed Johnson, R<br>OBP: 0.332, SLG: 0.417    |                               |                                  |                               |                                  |                               |                                  |                               |                                  |                               | 4                                | 0                             | 1                                | 0                             | 0                                | 2                             | 0                                |  |                                  |                          |                           |                                  |        |
| 2 Aaron Hill, R<br>OBP: 0.333, SLG: 0.382      |                               |                                  |                               |                                  |                               |                                  |                               |                                  |                               | 3                                | 2                             | 2                                | 1                             | 0                                | 0                             | 0                                |  |                                  |                          |                           |                                  |        |
| <b>Inning Stats</b>                            | R: 0<br>E: 0<br>K: 2<br>S: 11 | H: 1<br>LOB: 2<br>BB: 1<br>P: 20 | R: 0<br>E: 0<br>K: 1<br>S: 10 | H: 0<br>LOB: 0<br>BB: 0<br>P: 12 | R: 0<br>E: 0<br>K: 0<br>S: 10 | H: 1<br>LOB: 1<br>BB: 0<br>P: 16 | R: 2<br>E: 0<br>K: 2<br>S: 14 | H: 2<br>LOB: 0<br>BB: 0<br>P: 18 | R: 2<br>E: 0<br>K: 1<br>S: 13 | H: 3<br>LOB: 1<br>BB: 0<br>P: 18 | R: 0<br>E: 0<br>K: 1<br>S: 11 | H: 0<br>LOB: 0<br>BB: 0<br>P: 15 | R: 1<br>E: 0<br>K: 1<br>S: 15 | H: 3<br>LOB: 3<br>BB: 1<br>P: 28 | R: 1<br>E: 0<br>K: 0<br>S: 13 | H: 2<br>LOB: 3<br>BB: 2<br>P: 28 | R: 1<br>E: 0<br>K: 0<br>S: 14  | H: 1<br>LOB: 2<br>BB: 1<br>P: 26 | 1B: 10<br>2B: 2<br>HR: 1 | SF: 3<br>SAC: 1<br>HBP: 1 | WP: 0<br>PB: 1<br>SB: 2<br>CS: 0 | PA: 46 |
| <b>PITCHER</b>                                 | IP                            | WLS                              | BF                            | H                                | R                             | ER                               | SO                            | BB                               | IBB                           | HBP                              | BLK                           | WP                               | HR                            | S                                | P                             | ERA                              | WHIP   |                                  |                          |                           |                                  |        |
| 38 Curt Schilling, R<br>ERA: 5.98              | (1, 1)                        | 6.1                              | 30                            | 10                               | 5                             | 5                                | 8                             | 1                                | 0                             | 0                                | 0                             | 0                                | 0                             | 1                                | 115                           | 7.11                             | 1.737  |                                  |                          |                           |                                  |        |
| Mike Myers, L<br>ERA: 3.44                     | (7, 1)                        | 0.0                              | 1                             | 0                                | 0                             | 0                                | 0                             | 1                                | 0                             | 0                                | 0                             | 0                                | 0                             | 1                                | 5                             | ∞                                | ∞  |                                  |                          |                           |                                  |        |
| Chad Bradford, R<br>ERA: 3.97                  | (7, 1)                        | 1.0                              | L                             | 5                                | 1                             | 1                                | 1                             | 1                                | 0                             | 0                                | 0                             | 0                                | 0                             | 10                               | 18                            | 9.00                             | 2.000  |                                  |                          |                           |                                  |        |
| 56 Craig Hansen, R<br>ERA: 7.71                | (8, 1)                        | 0.2                              | 4                             | 1                                | 0                             | 0                                | 0                             | 1                                | 0                             | 0                                | 0                             | 0                                | 0                             | 8                                | 17                            | 0.00                             | 3.000  |                                  |                          |                           |                                  |        |
| Chad Harville, R<br>ERA: 4.79                  | (9, 1)                        | 0.1                              | 4                             | 1                                | 1                             | 1                                | 0                             | 1                                | 0                             | 1                                | 0                             | 0                                | 0                             | 5                                | 12                            | 27.00                            | 6.000  |                                  |                          |                           |                                  |        |

| Batter                                       | 1                             | 2                                | 3                            | 4                               | 5                             | 6                                | 7                             | 8                                | 9                             | AB                               | R                            | H                                | RBI                          | BB                               | SO                            | LOB                              | BOTTOM   |                         |                           |                                  |        |
|--|-------------------------------|----------------------------------|------------------------------|---------------------------------|-------------------------------|----------------------------------|-------------------------------|----------------------------------|-------------------------------|----------------------------------|------------------------------|----------------------------------|------------------------------|----------------------------------|-------------------------------|----------------------------------|--|-------------------------|---------------------------|----------------------------------|--------|
| 18 Johnny Damon, L<br>OBP: 0.364, SLG: 0.443 |                               |                                  |                              |                                 |                               |                                  |                               |                                  |                               | 5                                | 1                            | 3                                | 1                            | 0                                | 1                             | 0                                | <b>Toronto Blue Jays @ Boston Red Sox</b><br>Fenway Park, Boston, MA<br>Tue Sep 27 2005, 7:05 PM EDT<br>Att: 35,476 - Clear - 66 F |                         |                           |                                  |        |
| Edgar Renteria, R<br>OBP: 0.335, SLG: 0.384  |                               |                                  |                              |                                 |                               |                                  |                               |                                  | 5                             | 1                                | 3                            | 3                                | 0                            | 0                                | 1                             |                                  |  |                         |                           |                                  |        |
| 34 David Ortiz, L<br>OBP: 0.392, SLG: 0.602  |                               |                                  |                              |                                 |                               |                                  |                               |                                  | 5                             | 0                                | 1                            | 1                                | 0                            | 1                                | 4                             |                                  |  |                         |                           |                                  |        |
| Manny Ramirez, R<br>OBP: 0.383, SLG: 0.577   |                               |                                  |                              |                                 |                               |                                  |                               |                                  | 3                             | 0                                | 1                            | 0                                | 1                            | 0                                | 1                             |                                  |  |                         |                           |                                  |        |
| Jason Varitek, S<br>OBP: 0.368, SLG: 0.490   |                               |                                  |                              |                                 |                               |                                  |                               |                                  | 4                             | 0                                | 0                            | 0                                | 0                            | 1                                | 5                             |                                  |  |                         |                           |                                  |        |
| Kevin Millar, R<br>OBP: 0.355, SLG: 0.400    |                               |                                  |                              |                                 |                               |                                  |                               |                                  | 4                             | 0                                | 1                            | 0                                | 0                            | 0                                | 2                             |                                  |  |                         |                           |                                  |        |
| Bill Mueller, S<br>OBP: 0.372, SLG: 0.431    |                               |                                  |                              |                                 |                               |                                  |                               |                                  | 4                             | 1                                | 1                            | 0                                | 0                            | 1                                | 1                             |                                  |  |                         |                           |                                  |        |
| Trot Nixon, L<br>OBP: 0.367, SLG: 0.465      |                               |                                  |                              |                                 |                               |                                  |                               |                                  | 3                             | 1                                | 1                            | 0                                | 1                            | 0                                | 0                             |                                  |  |                         |                           |                                  |        |
| Tony Graffanino, R<br>OBP: 0.365, SLG: 0.418 |                               |                                  |                              |                                 |                               |                                  |                               |                                  | 4                             | 1                                | 1                            | 0                                | 0                            | 0                                | 3                             |                                  |  |                         |                           |                                  |        |
| <b>Inning Stats</b>                          | R: 0<br>E: 0<br>K: 0<br>S: 12 | H: 1<br>LOB: 0<br>BB: 0<br>P: 17 | R: 0<br>E: 0<br>K: 0<br>S: 4 | H: 0<br>LOB: 0<br>BB: 0<br>P: 5 | R: 3<br>E: 0<br>K: 0<br>S: 18 | H: 5<br>LOB: 2<br>BB: 0<br>P: 23 | R: 2<br>E: 0<br>K: 0<br>S: 13 | H: 4<br>LOB: 3<br>BB: 1<br>P: 24 | R: 0<br>E: 0<br>K: 1<br>S: 11 | H: 1<br>LOB: 1<br>BB: 0<br>P: 12 | R: 0<br>E: 0<br>K: 1<br>S: 8 | H: 0<br>LOB: 0<br>BB: 0<br>P: 14 | R: 0<br>E: 0<br>K: 1<br>S: 7 | H: 0<br>LOB: 1<br>BB: 1<br>P: 15 | R: 0<br>E: 0<br>K: 1<br>S: 10 | H: 0<br>LOB: 0<br>BB: 0<br>P: 15 |  | 1B: 9<br>2B: 3<br>HR: 0 | SF: 0<br>SAC: 0<br>HBP: 0 | WP: 0<br>PB: 0<br>SB: 0<br>CS: 0 | PA: 39 |
| <b>PITCHER</b>                               | IP                            | WLS                              | BF                           | H                               | R                             | ER                               | SO                            | BB                               | IBB                           | HBP                              | BLK                          | WP                               | HR                           | S                                | P                             | ERA                              | WHIP   |                         |                           |                                  |        |
| 39 Gustavo Chacin, L<br>ERA: 3.82            | (1, 1)                        | 3.2                              | 21                           | 10                              | 5                             | 5                                | 0                             | 0                                | 0                             | 0                                | 0                            | 0                                | 0                            | 19                               | 31                            | 0.00                             | 1.500  |                         |                           |                                  |        |
| 28 Shaun Marcum, R<br>ERA:                   | (4, 1)                        | 2.0                              | 8                            | 2                               | 0                             | 0                                | 0                             | 1                                | 0                             | 0                                | 0                            | 0                                | 0                            | 11                               | 17                            | 0.00                             | 0.000  |                         |                           |                                  |        |
| 54 Jason Frasor, R<br>ERA: 3.27              | (6, 1)                        | 1.1                              | W                            | 4                               | 0                             | 0                                | 0                             | 2                                | 0                             | 0                                | 0                            | 0                                | 0                            | 7                                | 15                            | 0.00                             | 1.000  |                         |                           |                                  |        |
| Justin Speier, R<br>ERA: 2.57                | (8, 1)                        | 1.0                              | H                            | 3                               | 0                             | 0                                | 0                             | 1                                | 0                             | 0                                | 0                            | 0                                | 0                            | 3                                | 4                             | 0.00                             | 0.000  |                         |                           |                                  |        |
| Scott Sneeweijs, L<br>ERA: 3.42              | (9, 1)                        | 0.1                              | H                            | 1                               | 0                             | 0                                | 0                             | 0                                | 0                             | 0                                | 0                            | 0                                | 0                            | 3                                | 4                             | 0.00                             | 0.000  |                         |                           |                                  |        |

|     |    |
|-----|----|
| AB  | 36 |
| R   | 7  |
| H   | 13 |
| RBI | 7  |
| BB  | 5  |
| SO  | 9  |
| LOB | 23 |



|     |    |
|-----|----|
| AB  | 37 |
| R   | 5  |
| H   | 12 |
| RBI | 5  |
| BB  | 2  |
| SO  | 4  |
| LOB | 17 |









| Batter  | 1                                     | 2                                     | 3                                     | 4                                     | 5                                     | 6                                     | 7                                     | 8                                     | 9                                     | AB                                    | R                                     | H                                     | RBI                                   | BB                                    | SO                                    | LOB                                   | TOP   |                                    |  |
|---|---------------------------------------|---------------------------------------|---------------------------------------|---------------------------------------|---------------------------------------|---------------------------------------|---------------------------------------|---------------------------------------|---------------------------------------|---------------------------------------|---------------------------------------|---------------------------------------|---------------------------------------|---------------------------------------|---------------------------------------|---------------------------------------|---|------------------------------------|--|
| 8 Russ Adams, L (1.6)<br>OBP: 0.318, SLG: 0.377       | F8                                    |                                       | G3                                    |                                       |                                       | FC1-6<br>G5-3                         |                                       | L6                                    |                                       | 5                                     | 1                                     | 1                                     | 0                                     | 0                                     | 0                                     | 2                                     | Toronto Blue Jays @ Boston Red Sox<br>Fenway Park, Boston, MA<br>Thu Sep 29 2005, 7:05 PM EDT<br>Att: 35,345 - Clear - 60 F |                                    |  |
| Frank Catalanotto, L (1.10)<br>OBP: 0.364, SLG: 0.442 | K                                     |                                       | 47 FC3-6<br>2B                        |                                       | HR                                    | G5-3                                  |                                       | G6-3                                  |                                       | 5                                     | 1                                     | 2                                     | 3                                     | 0                                     | 1                                     |                                       |   |                                    |  |
| 10 Vernon Wells, R (1.8)<br>OBP: 0.321, SLG: 0.466    | G1-3                                  |                                       | 47 FC3-6<br>HBP                       |                                       | F7                                    |                                       |                                       | G6-3                                  |                                       | 3                                     | 0                                     | 0                                     | 0                                     | 1                                     | 0                                     | 0                                     |   |                                    |  |
| 47 Corey Koskie, L (1.5)<br>OBP: 0.337, SLG: 0.397    |                                       | K                                     | FC3-6                                 |                                       | 2B<br>15 FC1-2<br>BB                  | F8                                    |                                       | G5-3                                  |                                       | 4                                     | 0                                     | 0                                     | 0                                     | 1                                     | 1                                     | 4                                     |   |                                    |  |
| Eric Hinske, L (1.3)<br>OBP: 0.333, SLG: 0.425        |                                       | HR                                    | F9                                    |                                       | 15 FC1-2<br>2B                        |                                       |                                       | 2B                                    |                                       | 5                                     | 1                                     | 3                                     | 0                                     | 0                                     | 0                                     | 2                                     |   |                                    |  |
| 9 Gregg Zaun, S (1.2)<br>OBP: 0.355, SLG: 0.373       | F8                                    |                                       |                                       | G3                                    | 15 FC1-2<br>IBB                       |                                       | G4-3                                  |                                       | P5                                    | 4                                     | 0                                     | 0                                     | 0                                     | 1                                     | 0                                     | 1                                     |   |                                    |  |
| 15 Alex Rios, R (1.9)<br>OBP: 0.306, SLG: 0.399       |                                       |                                       |                                       | F8                                    | FC1-2                                 |                                       |                                       |                                       |                                       | 4                                     | 0                                     | 2                                     | 0                                     | 0                                     | 0                                     | 3                                     |   |                                    |  |
| Gabe Gross, L (1.7)<br>OBP: 0.309, SLG: 0.329         |                                       |                                       |                                       |                                       | G3                                    |                                       |                                       |                                       |                                       | 3                                     | 0                                     | 0                                     | 0                                     | 1                                     | 1                                     | 5                                     |   |                                    |  |
| 2 Aaron Hill, R (1.4)<br>OBP: 0.339, SLG: 0.386       |                                       |                                       | 8 G3<br>2B                            | G5-3                                  |                                       |                                       |                                       | G6-3                                  |                                       | 4                                     | 1                                     | 2                                     | 0                                     | 0                                     | 0                                     | 1                                     |   |                                    |  |
| <b>Inning Stats</b>                                   | R: 0<br>E: 0<br>K: 1<br>S: 8          | H: 0<br>LOB: 0<br>BB: 0<br>P: 13      | R: 1<br>E: 0<br>K: 1<br>S: 9          | H: 2<br>LOB: 1<br>BB: 0<br>P: 12      | R: 1<br>E: 0<br>K: 0<br>S: 9          | H: 2<br>LOB: 2<br>BB: 0<br>P: 14      | R: 0<br>E: 0<br>K: 0<br>S: 12         | H: 0<br>LOB: 1<br>BB: 1<br>P: 21      | R: 2<br>E: 0<br>K: 0<br>S: 17         | H: 1<br>LOB: 2<br>BB: 1<br>P: 16      | R: 0<br>E: 0<br>K: 1<br>S: 11         | H: 1<br>LOB: 1<br>BB: 0<br>P: 15      | R: 0<br>E: 0<br>K: 0<br>S: 5          | H: 0<br>LOB: 0<br>BB: 0<br>P: 7       | R: 0<br>E: 0<br>K: 0<br>S: 11         | H: 1<br>LOB: 1<br>BB: 0<br>P: 15      | 1B: 3<br>2B: 6<br>3B: 0<br>HR: 1  | SF: 0<br>SAC: 0<br>DP: 0<br>HBP: 1 | WP: 0<br>PA: 42<br>PB: 0<br>SB: 1<br>CS: 0 |
| <b>PITCHER</b>  | IP<br>WLS<br>BF<br>H<br>R<br>ER<br>SO | IP<br>WLS<br>BF<br>H<br>R<br>ER<br>SO | IP<br>WLS<br>BF<br>H<br>R<br>ER<br>SO | IP<br>WLS<br>BF<br>H<br>R<br>ER<br>SO | IP<br>WLS<br>BF<br>H<br>R<br>ER<br>SO | IP<br>WLS<br>BF<br>H<br>R<br>ER<br>SO | IP<br>WLS<br>BF<br>H<br>R<br>ER<br>SO | IP<br>WLS<br>BF<br>H<br>R<br>ER<br>SO | IP<br>WLS<br>BF<br>H<br>R<br>ER<br>SO | IP<br>WLS<br>BF<br>H<br>R<br>ER<br>SO | IP<br>WLS<br>BF<br>H<br>R<br>ER<br>SO | IP<br>WLS<br>BF<br>H<br>R<br>ER<br>SO | IP<br>WLS<br>BF<br>H<br>R<br>ER<br>SO | IP<br>WLS<br>BF<br>H<br>R<br>ER<br>SO | IP<br>WLS<br>BF<br>H<br>R<br>ER<br>SO | IP<br>WLS<br>BF<br>H<br>R<br>ER<br>SO | ERA<br>WHIP   | ERA<br>WHIP                        |  |
| 30 Matt Clement, R (1.1)<br>ERA: 4.57                 | 5.0                                   | 27                                    | 8                                     | 4                                     | 4                                     | 2                                     | 2                                     | 1                                     | 1                                     | 0                                     | 0                                     | 0                                     | 1                                     | 57                                    | 96                                    | 7.20                                  | 2.000   |                                    |  |
| Mike Myers, L (6.1)<br>ERA: 3.22                      | 1.1                                   | 5                                     | 0                                     | 0                                     | 0                                     | 0                                     | 0                                     | 1                                     | 0                                     | 0                                     | 0                                     | 0                                     | 0                                     | 10                                    | 21                                    | 0.00                                  | 0.000   |                                    |  |
| 58 Jonathan Papelbon, R (7.1)<br>ERA: 2.7             | 2.2                                   | W                                     | 10                                    | 2                                     | 0                                     | 0                                     | 1                                     | 0                                     | 0                                     | 0                                     | 0                                     | 0                                     | 0                                     | 23                                    | 30                                    | 0.00                                  | 0.750   |                                    |  |

|     |    |
|-----|----|
| AB  | 37 |
| R   | 4  |
| H   | 10 |
| RBI | 3  |
| BB  | 4  |
| SO  | 3  |
| LOB | 19 |



| Batter  | 1                                     | 2                                     | 3                                     | 4                                     | 5                                     | 6                                     | 7                                     | 8                                     | 9                                     | AB                                    | R                                     | H                                     | RBI                                   | BB                                    | SO                                    | LOB                                   | BOTTOM  |                                  |                                  |                                    |  |
|---|---------------------------------------|---------------------------------------|---------------------------------------|---------------------------------------|---------------------------------------|---------------------------------------|---------------------------------------|---------------------------------------|---------------------------------------|---------------------------------------|---------------------------------------|---------------------------------------|---------------------------------------|---------------------------------------|---------------------------------------|---------------------------------------|---|----------------------------------|----------------------------------|------------------------------------|--|
| 18 Johnny Damon, L (1.8)<br>OBP: 0.364, SLG: 0.442    | G5-4-3<br>1B                          |                                       | FC6-4<br>1B                           |                                       | F9                                    |                                       | K                                     |                                       | 34 1B<br>1B                           | 5                                     | 1                                     | 3                                     | 0                                     | 0                                     | 1                                     | 2                                     | Toronto Blue Jays @ Boston Red Sox<br>Fenway Park, Boston, MA<br>Thu Sep 29 2005, 7:05 PM EDT<br>Att: 35,345 - Clear - 60 F |                                  |                                  |                                    |  |
| Edgar Renteria, R (1.6)<br>OBP: 0.337, SLG: 0.389     | G5-4-3<br>1-2                         |                                       | FC6-4<br>1-2                          |                                       | F7                                    |                                       | G3                                    |                                       | 34 1B<br>BB                           | 4                                     | 0                                     | 0                                     | 1                                     | 1                                     | 0                                     | 4                                     |   |                                  |                                  |                                    |  |
| 34 David Ortiz, L (1.10)<br>OBP: 0.394, SLG: 0.605    | K                                     |                                       | K                                     |                                       | HR                                    |                                       |                                       | HR                                    | 1-2<br>2-H<br>1B                      | 5                                     | 2                                     | 3                                     | 2                                     | 0                                     | 2                                     | 1                                     |   |                                  |                                  |                                    |  |
| Manny Ramirez, R (1.7)<br>OBP: 0.384, SLG: 0.579      |                                       | L5                                    |                                       | FC1-4<br>1B                           |                                       | HR                                    |                                       | 1B                                    |                                       | 3                                     | 1                                     | 2                                     | 2                                     | 1                                     | 0                                     | 0                                     |   |                                  |                                  |                                    |  |
| Jason Varitek, S (1.2)<br>OBP: 0.366, SLG: 0.485      |                                       | G6-3                                  |                                       | FC1-4<br>WP                           |                                       | F7                                    |                                       | BB                                    |                                       | 4                                     | 0                                     | 1                                     | 0                                     | 0                                     | 0                                     | 1                                     |   |                                  |                                  |                                    |  |
| Kevin Millar, R (1.3)<br>OBP: 0.357, SLG: 0.401       |                                       |                                       |                                       | K                                     |                                       |                                       |                                       | 1B                                    |                                       | 1                                     | 0                                     | 0                                     | 0                                     | 2                                     | 1                                     | 1                                     |   |                                  |                                  |                                    |  |
| Alejandro Machado, S (6.PR)<br>OBP: 0.400, SLG: 0.500 |                                       |                                       |                                       |                                       |                                       |                                       |                                       | F8                                    |                                       | 0                                     | 0                                     | 0                                     | 0                                     | 0                                     | 0                                     | 0                                     |   |                                  |                                  |                                    |  |
| John Olerud, L (7.3)<br>OBP: 0.352, SLG: 0.467        |                                       |                                       |                                       |                                       |                                       |                                       |                                       | G4-6-3<br>BB                          |                                       | 1                                     | 0                                     | 0                                     | 0                                     | 0                                     | 0                                     | 2                                     |   |                                  |                                  |                                    |  |
| Bill Mueller, S (1.5)<br>OBP: 0.371, SLG: 0.427       |                                       | G5-3                                  |                                       | P5                                    |                                       | G4-6-3<br>1-2                         |                                       | K                                     |                                       | 4                                     | 0                                     | 0                                     | 0                                     | 0                                     | 1                                     | 5                                     |   |                                  |                                  |                                    |  |
| Trot Nixon, L (1.9)<br>OBP: 0.361, SLG: 0.456         |                                       |                                       | F9                                    |                                       | G4-3                                  |                                       | G1-3                                  | F8                                    |                                       | 4                                     | 0                                     | 0                                     | 0                                     | 0                                     | 0                                     | 2                                     |   |                                  |                                  |                                    |  |
| Tony Graffanino, R (1.4)<br>OBP: 0.365, SLG: 0.418    |                                       |                                       | 18 1B<br>FC6-4<br>2B                  |                                       |                                       |                                       | E6                                    |                                       | P5                                    | 3                                     | 1                                     | 1                                     | 0                                     | 1                                     | 0                                     | 0                                     |   |                                  |                                  |                                    |  |
| <b>Inning Stats</b>                                   | R: 0<br>E: 0<br>K: 1<br>S: 9          | H: 1<br>LOB: 0<br>BB: 0<br>P: 14      | R: 0<br>E: 0<br>K: 0<br>S: 7          | H: 0<br>LOB: 1<br>BB: 1<br>P: 15      | R: 1<br>E: 0<br>K: 1<br>S: 17         | H: 2<br>LOB: 1<br>BB: 0<br>P: 23      | R: 0<br>E: 0<br>K: 1<br>S: 13         | H: 1<br>LOB: 1<br>BB: 0<br>P: 19      | R: 0<br>E: 0<br>K: 0<br>S: 12         | H: 0<br>LOB: 1<br>BB: 1<br>P: 24      | R: 2<br>E: 0<br>K: 0<br>S: 9          | H: 2<br>LOB: 1<br>BB: 1<br>P: 15      | R: 0<br>E: 1<br>K: 1<br>S: 11         | H: 0<br>LOB: 1<br>BB: 0<br>P: 15      | R: 1<br>E: 0<br>K: 0<br>S: 14         | H: 2<br>LOB: 2<br>BB: 1<br>P: 21      | R: 1<br>E: 0<br>K: 0<br>S: 5  | H: 2<br>LOB: 2<br>BB: 1<br>P: 13 | 1B: 7<br>2B: 1<br>3B: 0<br>HR: 2 | SF: 0<br>SAC: 0<br>DP: 2<br>HBP: 0 | WP: 1<br>PA: 39<br>PB: 0<br>SB: 2<br>CS: 0 |
| <b>PITCHER</b>  | IP<br>WLS<br>BF<br>H<br>R<br>ER<br>SO | IP<br>WLS<br>BF<br>H<br>R<br>ER<br>SO | IP<br>WLS<br>BF<br>H<br>R<br>ER<br>SO | IP<br>WLS<br>BF<br>H<br>R<br>ER<br>SO | IP<br>WLS<br>BF<br>H<br>R<br>ER<br>SO | IP<br>WLS<br>BF<br>H<br>R<br>ER<br>SO | IP<br>WLS<br>BF<br>H<br>R<br>ER<br>SO | IP<br>WLS<br>BF<br>H<br>R<br>ER<br>SO | IP<br>WLS<br>BF<br>H<br>R<br>ER<br>SO | IP<br>WLS<br>BF<br>H<br>R<br>ER<br>SO | IP<br>WLS<br>BF<br>H<br>R<br>ER<br>SO | IP<br>WLS<br>BF<br>H<br>R<br>ER<br>SO | IP<br>WLS<br>BF<br>H<br>R<br>ER<br>SO | IP<br>WLS<br>BF<br>H<br>R<br>ER<br>SO | IP<br>WLS<br>BF<br>H<br>R<br>ER<br>SO | IP<br>WLS<br>BF<br>H<br>R<br>ER<br>SO | ERA<br>WHIP   | ERA<br>WHIP                      |                                  |                                    |  |
| 37 Scott Downs, L (1.1)<br>ERA: 4.31                  | 5.0                                   | 21                                    | 5                                     | 2                                     | 2                                     | 3                                     | 2                                     | 0                                     | 0                                     | 0                                     | 0                                     | 0                                     | 0                                     | 0                                     | 0                                     | 0                                     |   |                                  |                                  |                                    |  |
| 54 Jason Frasor, R (6.1)<br>ERA: 3.3                  | 2.0                                   | H                                     | 8                                     | 1                                     | 1                                     | 1                                     | 1                                     | 0                                     | 0                                     | 0                                     | 0                                     | 1                                     | 19                                    | 29                                    | 4.50                                  | 1.000                                 |   |                                  |                                  |                                    |  |
| Vinnie Chulk, R (8.1)<br>ERA: 3.88                    | 1.0                                   | B                                     | 6                                     | 2                                     | 1                                     | 1                                     | 1                                     | 1                                     | 0                                     | 0                                     | 0                                     | 1                                     | 14                                    | 21                                    | 9.00                                  | 3.000                                 |   |                                  |                                  |                                    |  |
| Miguel Batista, R (9.1)<br>ERA: 4.1                   | 0.1                                   | L                                     | 4                                     | 2                                     | 1                                     | 1                                     | 0                                     | 1                                     | 0                                     | 0                                     | 0                                     | 0                                     | 5                                     | 13                                    | 27.00                                 | 9.000                                 |   |                                  |                                  |                                    |  |

|     |    |
|-----|----|
| AB  | 34 |
| R   | 5  |
| H   | 10 |
| RBI | 5  |
| BB  | 5  |
| SO  | 5  |
| LOB | 18 |





| Batter   | 1  | 2                                | 3                            | 4                               | 5                            | 6                                | 7                            | 8                               | 9                             | AB                               | R                            | H                               | RBI                           | BB                               | SO                            | LOB  | TOP  |                                  |                                    |                                  |
|--|--|----------------------------------|------------------------------|---------------------------------|------------------------------|----------------------------------|------------------------------|---------------------------------|-------------------------------|----------------------------------|------------------------------|---------------------------------|-------------------------------|----------------------------------|-------------------------------|--|--|----------------------------------|------------------------------------|----------------------------------|
| <b>Aaron Quiel, L</b><br>OBP: 0.348, SLG: 0.446<br>(1, 8)<br>(7, 9)  |  |                                  |                              |                                 |                              |                                  |                              |                                 |                               | 4                                | 0                            | 1                               | 0                             | 0                                | 0                             | 1  | <b>Kansas City Royals @ Toronto Blue Jays</b><br>Rogers Centre, Toronto, ON<br>Fri Sep 30 2005, 7:07 PM EDT<br>Att: 23,381 - Partly Cloudy - 63 F                    |                                  |                                    |                                  |
| <b>Terrence Long, L</b><br>OBP: 0.322, SLG: 0.373<br><b>Chip Ambres, R</b><br>OBP: 0.319, SLG: 0.369<br>(1, 9)<br>(7, 8)     |  |                                  |                              |                                 |                              |                                  |                              |                                 |                               | 3                                | 0                            | 1                               | 0                             | 0                                | 0                             | 1  |  |                                  |                                    |                                  |
| <b>29 Mike Sweeney, R</b><br>OBP: 0.347, SLG: 0.517<br>(1, 10)   |  |                                  |                              |                                 |                              |                                  |                              |                                 |                               | 4                                | 1                            | 2                               | 0                             | 0                                | 1                             | 1  |  |                                  |                                    |                                  |
| <b>Matt Stairs, L</b><br>OBP: 0.369, SLG: 0.439<br><b>26 Justin Huber, R</b><br>OBP: 0.273, SLG: 0.264<br>(1, 3)<br>(7, 3)   |  |                                  |                              |                                 |                              |                                  |                              |                                 |                               | 3                                | 0                            | 1                               | 0                             | 0                                | 0                             | 1  |  |                                  |                                    |                                  |
| <b>Emil Brown, R</b><br>OBP: 0.307, SLG: 0.454<br><b>Joe McEwing, R</b><br>OBP: 0.257, SLG: 0.282<br>(1, 7)<br>(7, 7)        |  |                                  |                              |                                 |                              |                                  |                              |                                 |                               |                                  | 3                            | 0                               | 1                             | 0                                | 0                             | 0  |  | 2                                |                                    |                                  |
| <b>24 Mark Teahen, L</b><br>OBP: 0.307, SLG: 0.375<br>(1, 5)   |  |                                  |                              |                                 |                              |                                  |                              |                                 |                               |                                  | 4                            | 0                               | 1                             | 1                                | 0                             | 1  |  |                                  |                                    |                                  |
| <b>4 Angel Berroa, R</b><br>OBP: 0.307, SLG: 0.377<br><b>Donnie Murphy, R</b><br>OBP: 0.250, SLG: 0.270<br>(7, PH)<br>(7, 4) |  |                                  |                              |                                 |                              |                                  |                              |                                 |                               |                                  | 2                            | 0                               | 1                             | 0                                | 0                             | 0  |  | 2                                |                                    |                                  |
| <b>14 John Buck, R</b><br>OBP: 0.285, SLG: 0.385<br>(1, 2)   |  |                                  |                              |                                 |                              |                                  |                              |                                 |                               | 3                                | 0                            | 0                               | 0                             | 0                                | 1                             | 1  |  |                                  |                                    |                                  |
| <b>13 Andrés Blanco, S</b><br>OBP: 0.203, SLG: 0.236<br>(1, 4)<br>(7, 6)   |  |                                  |                              |                                 |                              |                                  |                              |                                 |                               | 3                                | 0                            | 1                               | 0                             | 0                                | 1                             | 0  |  |                                  |                                    |                                  |
| <b>Inning Stats</b>  | R: 0<br>E: 0<br>K: 0<br>S: 8   | H: 1<br>LOB: 1<br>BB: 0<br>P: 12 | R: 0<br>E: 0<br>K: 0<br>S: 8 | H: 1<br>LOB: 1<br>BB: 0<br>P: 9 | R: 0<br>E: 0<br>K: 1<br>S: 8 | H: 0<br>LOB: 0<br>BB: 0<br>P: 11 | R: 1<br>E: 0<br>K: 0<br>S: 7 | H: 3<br>LOB: 1<br>BB: 0<br>P: 9 | R: 0<br>E: 0<br>K: 2<br>S: 10 | H: 1<br>LOB: 1<br>BB: 0<br>P: 14 | R: 0<br>E: 0<br>K: 1<br>S: 7 | H: 1<br>LOB: 0<br>BB: 0<br>P: 9 | R: 0<br>E: 0<br>K: 1<br>S: 10 | H: 0<br>LOB: 0<br>BB: 0<br>P: 12 | R: 0<br>E: 0<br>K: 0<br>S: 10 | H: 0<br>LOB: 0<br>BB: 0<br>P: 12                               |  | 1B: 9<br>2B: 0<br>3B: 0<br>HR: 0 | SF: 0<br>SAC: 0<br>DP: 1<br>HBP: 0 | WP: 0<br>PB: 0<br>SB: 0<br>CS: 0 |
| <b>PITCHER</b><br><b>Josh Towers, R</b><br>ERA: 3.71<br>(1, 1)   | IP: 9.0<br>WLS: W<br>BF: 34<br>H: 9<br>R: 1<br>ER: 1<br>SO: 6<br>BB: 0<br>IBB: 0<br>HBP: 0<br>BLK: 0<br>WP: 0<br>HR: 0<br>S: 71<br>P: 94<br>ERA: 1.00<br>WHIP: 1.000 |                                  |                              |                                 |                              |                                  |                              |                                 |                               |                                  |                              |                                 |                               |                                  |                               | <b>PITCHER</b><br><b>Josh Towers, R</b><br>ERA: 3.71<br>(1, 1) | IP: 9.0<br>WLS: W<br>BF: 34<br>H: 9<br>R: 1<br>ER: 1<br>SO: 6<br>BB: 0<br>IBB: 0<br>HBP: 0<br>BLK: 0<br>WP: 0<br>HR: 0<br>S: 71<br>P: 94<br>ERA: 1.00<br>WHIP: 1.000 |                                  |                                    |                                  |

|     |    |
|-----|----|
| AB  | 34 |
| R   | 1  |
| H   | 9  |
| RBI | 1  |
| BB  | 0  |
| SO  | 6  |
| LOB | 10 |



| Batter  | 1   | 2                                | 3                            | 4                               | 5                            | 6                                | 7                             | 8                                | 9                             | AB                               | R                             | H                                | RBI                           | BB                               | SO                           | LOB   | BOTTOM  |                                   |                                    |                                  |
|---|---|----------------------------------|------------------------------|---------------------------------|------------------------------|----------------------------------|-------------------------------|----------------------------------|-------------------------------|----------------------------------|-------------------------------|----------------------------------|-------------------------------|----------------------------------|------------------------------|---|---|-----------------------------------|------------------------------------|----------------------------------|
| <b>8 Russ Adams, L</b><br>OBP: 0.321, SLG: 0.378<br>(1, 6)  |   |                                  |                              |                                 |                              |                                  |                               |                                  |                               | 4                                | 0                             | 2                                | 0                             | 1                                | 0                            | 3   | <b>Kansas City Royals @ Toronto Blue Jays</b><br>Rogers Centre, Toronto, ON<br>Fri Sep 30 2005, 7:07 PM EDT<br>Att: 23,381 - Partly Cloudy - 63 F                     |                                   |                                    |                                  |
| <b>Frank Catalanotto, L</b><br>OBP: 0.364, SLG: 0.442<br>(1, 7)   |   |                                  |                              |                                 |                              |                                  |                               |                                  |                               | 5                                | 0                             | 2                                | 3                             | 0                                | 1                            | 3   |   |                                   |                                    |                                  |
| <b>10 Vernon Wells, R</b><br>OBP: 0.320, SLG: 0.464<br>(1, 8)   |   |                                  |                              |                                 |                              |                                  |                               |                                  |                               | 5                                | 0                             | 1                                | 0                             | 0                                | 0                            | 4   |   |                                   |                                    |                                  |
| <b>47 Corey Koskie, L</b><br>OBP: 0.340, SLG: 0.403<br>(1, 5)   |   |                                  |                              |                                 |                              |                                  |                               |                                  |                               | 5                                | 3                             | 3                                | 0                             | 0                                | 1                            | 1   |   |                                   |                                    |                                  |
| <b>Eric Hinske, L</b><br>OBP: 0.331, SLG: 0.424<br>(1, 3)   |   |                                  |                              |                                 |                              |                                  |                               |                                  |                               | 5                                | 1                             | 1                                | 1                             | 0                                | 3                            | 2   |   |                                   |                                    |                                  |
| <b>2 Aaron Hill, R</b><br>OBP: 0.343, SLG: 0.390<br>(1, 4)  |   |                                  |                              |                                 |                              |                                  |                               |                                  |                               | 2                                | 2                             | 1                                | 0                             | 0                                | 0                            | 1   |   |                                   |                                    |                                  |
| <b>Gabe Gross, L</b><br>OBP: 0.316, SLG: 0.348<br>(1, 9)  |   |                                  |                              |                                 |                              |                                  |                               |                                  |                               | 4                                | 1                             | 2                                | 1                             | 0                                | 0                            | 3   |   |                                   |                                    |                                  |
| <b>Guillermo Quiroz, R</b><br>OBP: 0.250, SLG: 0.241<br>(1, 2)  |   |                                  |                              |                                 |                              |                                  |                               |                                  |                               | 3                                | 1                             | 1                                | 1                             | 1                                | 1                            | 3   |   |                                   |                                    |                                  |
| <b>John-Ford Griffin, L</b><br>OBP: 0.375, SLG: 0.625<br>(1, 10)  |   |                                  |                              |                                 |                              |                                  |                               |                                  |                               | 4                                | 2                             | 2                                | 4                             | 0                                | 1                            | 1   |   |                                   |                                    |                                  |
| <b>Inning Stats</b>   | R: 0<br>E: 0<br>K: 1<br>S: 13   | H: 2<br>LOB: 1<br>BB: 0<br>P: 19 | R: 0<br>E: 0<br>K: 1<br>S: 7 | H: 1<br>LOB: 1<br>BB: 0<br>P: 9 | R: 0<br>E: 0<br>K: 0<br>S: 7 | H: 0<br>LOB: 1<br>BB: 1<br>P: 13 | R: 5<br>E: 0<br>K: 1<br>S: 24 | H: 4<br>LOB: 1<br>BB: 1<br>P: 37 | R: 4<br>E: 0<br>K: 1<br>S: 14 | H: 5<br>LOB: 2<br>BB: 0<br>P: 23 | R: 1<br>E: 0<br>K: 1<br>S: 12 | H: 2<br>LOB: 1<br>BB: 0<br>P: 19 | R: 0<br>E: 0<br>K: 2<br>S: 15 | H: 1<br>LOB: 1<br>BB: 0<br>P: 19 | R: 0<br>E: 0<br>K: 0<br>S: 6 | H: 0<br>LOB: 0<br>BB: 0<br>P: 8   |   | 1B: 10<br>2B: 6<br>3B: 0<br>HR: 0 | SF: 0<br>SAC: 0<br>DP: 1<br>HBP: 2 | WP: 0<br>PB: 0<br>SB: 0<br>CS: 0 |
| <b>PITCHER</b><br><b>23 Zack Greinke, R</b><br>ERA: 5.8<br><b>Shawn Camp, R</b><br>ERA: 6.53<br><b>Chris Demaria, R</b><br>ERA: 9.0<br>(1, 1)<br>(5, 1)<br>(8, 1) | IP: 4.0<br>WLS: L<br>BF: 23<br>H: 9<br>R: 7<br>ER: 7<br>SO: 3<br>BB: 2<br>IBB: 0<br>HBP: 1<br>BLK: 0<br>WP: 0<br>HR: 0<br>S: 54<br>P: 84<br>ERA: 15.75<br>WHIP: 2.750 |                                  |                              |                                 |                              |                                  |                               |                                  |                               |                                  |                               |                                  |                               |                                  |                              | <b>PITCHER</b><br><b>23 Zack Greinke, R</b><br>ERA: 5.8<br><b>Shawn Camp, R</b><br>ERA: 6.53<br><b>Chris Demaria, R</b><br>ERA: 9.0<br>(1, 1)<br>(5, 1)<br>(8, 1) | IP: 4.0<br>WLS: L<br>BF: 23<br>H: 9<br>R: 7<br>ER: 7<br>SO: 3<br>BB: 2<br>IBB: 0<br>HBP: 1<br>BLK: 0<br>WP: 0<br>HR: 0<br>S: 54<br>P: 84<br>ERA: 15.75<br>WHIP: 2.750 |                                   |                                    |                                  |

|     |    |
|-----|----|
| AB  | 37 |
| R   | 10 |
| H   | 15 |
| RBI | 10 |
| BB  | 2  |
| SO  | 7  |
| LOB | 21 |





| Batter   | 1   | 2                                | 3                            | 4                               | 5                             | 6                                | 7                             | 8                                | 9                             | AB                               | R                             | H                                | RBI                           | BB                               | SO                            | LOB                              | TOP   |                                  |                                  |                                    |                                  |        |
|--|---|----------------------------------|------------------------------|---------------------------------|-------------------------------|----------------------------------|-------------------------------|----------------------------------|-------------------------------|----------------------------------|-------------------------------|----------------------------------|-------------------------------|----------------------------------|-------------------------------|----------------------------------|---|----------------------------------|----------------------------------|------------------------------------|----------------------------------|--------|
| Aaron Quiel, L (1, 8)<br>OBP: 0.359, SLG: 0.457      |   |                                  |                              |                                 |                               |                                  |                               |                                  |                               | 4                                | 2                             | 2                                | 0                             | 0                                | 0                             | 4                                | <b>Kansas City Royals @ Toronto Blue Jays</b><br>Rogers Centre, Toronto, ON<br>Sat Oct 01 2005, 4:07 PM EDT<br>Att: 28,271 - Sunny - 73 F |                                  |                                  |                                    |                                  |        |
| Terrence Long, L (1, 9)<br>OBP: 0.321, SLG: 0.378    |   |                                  |                              |                                 |                               |                                  |                               |                                  |                               | 5                                | 1                             | 1                                | 2                             | 0                                | 2                             | 2                                |   |                                  |                                  |                                    |                                  |        |
| Emil Brown, R (1, 7)<br>OBP: 0.349, SLG: 0.451       |   |                                  |                              |                                 |                               |                                  |                               |                                  |                               | 3                                | 0                             | 0                                | 0                             | 1                                | 1                             | 1                                |   |                                  |                                  |                                    |                                  |        |
| Matt Stairs, L (1, 3)<br>OBP: 0.373, SLG: 0.444      |   |                                  |                              |                                 |                               |                                  |                               |                                  |                               | 4                                | 1                             | 3                                | 1                             | 1                                | 0                             | 0                                |   |                                  |                                  |                                    |                                  |        |
| 4 Angel Berroa, R (1, 6)<br>OBP: 0.305, SLG: 0.375   |   |                                  |                              |                                 |                               |                                  |                               |                                  |                               | 4                                | 0                             | 0                                | 0                             | 0                                | 0                             | 5                                |   |                                  |                                  |                                    |                                  |        |
| 24 Mark Teahen, L (1, 5)<br>OBP: 0.308, SLG: 0.376   |   |                                  |                              |                                 |                               |                                  |                               |                                  |                               | 4                                | 1                             | 2                                | 0                             | 0                                | 1                             | 0                                |   |                                  |                                  |                                    |                                  |        |
| 14 John Buck, R (1, 2)<br>OBP: 0.287, SLG: 0.389     |   |                                  |                              |                                 |                               |                                  |                               |                                  |                               | 4                                | 1                             | 2                                | 1                             | 0                                | 0                             | 0                                |   |                                  |                                  |                                    |                                  |        |
| Paul Phillips, R (8, PR)<br>OBP: 0.286, SLG: 0.429   |   |                                  |                              |                                 |                               |                                  |                               |                                  |                               | 0                                | 1                             | 0                                | 0                             | 0                                | 0                             | 0                                |   |                                  |                                  |                                    |                                  |        |
| 26 Justin Huber, R (1, 10)<br>OBP: 0.272, SLG: 0.257 |   |                                  |                              |                                 |                               |                                  |                               |                                  |                               | 2                                | 0                             | 0                                | 1                             | 1                                | 0                             | 0                                |   |                                  |                                  |                                    |                                  |        |
| 13 Andrés Blanco, S (1, 4)<br>OBP: 0.218, SLG: 0.250 |   |                                  |                              |                                 |                               |                                  |                               |                                  |                               | 4                                | 0                             | 2                                | 2                             | 0                                | 0                             | 0                                |   |                                  |                                  |                                    |                                  |        |
| <b>Inning Stats</b>                                  | R: 1<br>E: 0<br>K: 0<br>S: 9                          | H: 2<br>LOB: 1<br>BB: 0<br>P: 17 | R: 0<br>E: 0<br>K: 0<br>S: 5 | H: 0<br>LOB: 0<br>BB: 0<br>P: 6 | R: 2<br>E: 0<br>K: 0<br>S: 17 | H: 3<br>LOB: 1<br>BB: 0<br>P: 23 | R: 0<br>E: 0<br>K: 1<br>S: 13 | H: 0<br>LOB: 0<br>BB: 0<br>P: 17 | R: 0<br>E: 0<br>K: 0<br>S: 15 | H: 0<br>LOB: 1<br>BB: 0<br>P: 23 | R: 2<br>E: 0<br>K: 0<br>S: 11 | H: 3<br>LOB: 2<br>BB: 2<br>P: 22 | R: 0<br>E: 0<br>K: 1<br>S: 10 | H: 1<br>LOB: 1<br>BB: 1<br>P: 17 | R: 2<br>E: 0<br>K: 0<br>S: 10 | H: 3<br>LOB: 1<br>BB: 0<br>P: 18 | R: 0<br>E: 0<br>K: 2<br>S: 9  | H: 0<br>LOB: 0<br>BB: 0<br>P: 16 | 1B: 8<br>2B: 3<br>3B: 0<br>HR: 1 | SF: 1<br>SAC: 0<br>DP: 2<br>HBP: 2 | WP: 0<br>PB: 0<br>SB: 1<br>CS: 0 | PA: 40 |
| <b>PITCHER</b>                                       | IP WLS BF H R ER SO BB IBB HBP BLK WP HR S P ERA WHIP |                                  |                              |                                 |                               |                                  |                               |                                  |                               |                                  |                               |                                  |                               |                                  |                               |                                  |   |                                  |                                  |                                    |                                  |        |
| Dave Bush, R (1, 1)<br>ERA: 4.49                     | 5.0   | 21                               | 5                            | 3                               | 3                             | 1                                | 0                             | 0                                | 0                             | 2                                | 0                             | 0                                | 0                             | 0                                | 1                             | 59                               | 86  | 5.40                             | 1.000                            |                                    |                                  |        |
| 22 Brandon League, R (6, 1)<br>ERA: 6.56             | 2.0   | 11                               | 4                            | 2                               | 2                             | 1                                | 3                             | 0                                | 0                             | 0                                | 0                             | 0                                | 0                             | 0                                | 21                            | 39                               | 9.00  | 3.500                            |                                  |                                    |                                  |        |
| Pete Walker, R (8, 1)<br>ERA: 3.54                   | 0.0   | L                                | 2                            | 2                               | 2                             | 0                                | 0                             | 0                                | 0                             | 0                                | 0                             | 0                                | 0                             | 4                                | 7                             |                                  |   |                                  |                                  |                                    |                                  |        |
| 54 Jason Frasor, R (8, 1)<br>ERA: 3.25               | 1.0   | B                                | 3                            | 1                               | 0                             | 0                                | 0                             | 0                                | 0                             | 0                                | 0                             | 0                                | 0                             | 6                                | 11                            | 0.00                             | 1.000   |                                  |                                  |                                    |                                  |        |
| 28 Shaun Marcum, R (9, 1)<br>ERA:                    | 1.0   |                                  | 3                            | 0                               | 0                             | 0                                | 2                             | 0                                | 0                             | 0                                | 0                             | 0                                | 0                             | 9                                | 16                            | 0.00                             | 0.000   |                                  |                                  |                                    |                                  |        |

| Batter   | 1   | 2                                | 3                            | 4                                | 5                            | 6                                | 7                            | 8                                | 9                             | AB                               | R                            | H                                | RBI                           | BB                               | SO                           | LOB                              | BOTTOM  |                                  |                                  |                                    |                                  |        |
|--|---|----------------------------------|------------------------------|----------------------------------|------------------------------|----------------------------------|------------------------------|----------------------------------|-------------------------------|----------------------------------|------------------------------|----------------------------------|-------------------------------|----------------------------------|------------------------------|----------------------------------|---|----------------------------------|----------------------------------|------------------------------------|----------------------------------|--------|
| 3 Reed Johnson, R (1, 7)<br>OBP: 0.332, SLG: 0.412     |   |                                  |                              |                                  |                              |                                  |                              |                                  |                               | 3                                | 1                            | 1                                | 1                             | 2                                | 1                            | 0                                | <b>Kansas City Royals @ Toronto Blue Jays</b><br>Rogers Centre, Toronto, ON<br>Sat Oct 01 2005, 4:07 PM EDT<br>Att: 28,271 - Sunny - 73 F |                                  |                                  |                                    |                                  |        |
| Frank Catalanotto, L (1, 10)<br>OBP: 0.363, SLG: 0.442 |   |                                  |                              |                                  |                              |                                  |                              |                                  |                               | 4                                | 0                            | 1                                | 3                             | 0                                | 0                            | 2                                |   |                                  |                                  |                                    |                                  |        |
| 10 Vernon Wells, R (1, 8)<br>OBP: 0.318, SLG: 0.461    |   |                                  |                              |                                  |                              |                                  |                              |                                  |                               | 4                                | 0                            | 0                                | 0                             | 0                                | 0                            | 1                                |   |                                  |                                  |                                    |                                  |        |
| 47 Corey Koskie, L (1, 5)<br>OBP: 0.337, SLG: 0.398    |   |                                  |                              |                                  |                              |                                  |                              |                                  |                               | 4                                | 0                            | 0                                | 0                             | 0                                | 2                            | 1                                |   |                                  |                                  |                                    |                                  |        |
| 2 Aaron Hill, R (1, 6)<br>OBP: 0.345, SLG: 0.389       |   |                                  |                              |                                  |                              |                                  |                              |                                  |                               | 3                                | 1                            | 1                                | 0                             | 1                                | 1                            | 0                                |   |                                  |                                  |                                    |                                  |        |
| Eric Hinske, L (1, 3)<br>OBP: 0.333, SLG: 0.424        |   |                                  |                              |                                  |                              |                                  |                              |                                  |                               | 3                                | 1                            | 1                                | 0                             | 1                                | 0                            | 1                                |   |                                  |                                  |                                    |                                  |        |
| 15 Alex Rios, R (1, 9)<br>OBP: 0.306, SLG: 0.398       |   |                                  |                              |                                  |                              |                                  |                              |                                  |                               | 4                                | 1                            | 1                                | 0                             | 0                                | 1                            | 3                                |   |                                  |                                  |                                    |                                  |        |
| Frank Menechino, R (1, 4)<br>OBP: 0.354, SLG: 0.347    |   |                                  |                              |                                  |                              |                                  |                              |                                  |                               | 3                                | 1                            | 0                                | 1                             | 0                                | 0                            | 4                                |   |                                  |                                  |                                    |                                  |        |
| 8 Russ Adams, L (9, PH)<br>OBP: 0.320, SLG: 0.377      |   |                                  |                              |                                  |                              |                                  |                              |                                  |                               | 1                                | 0                            | 0                                | 0                             | 0                                | 0                            | 0                                |   |                                  |                                  |                                    |                                  |        |
| Guillermo Quiroz, R (1, 2)<br>OBP: 0.257, SLG: 0.250   |   |                                  |                              |                                  |                              |                                  |                              |                                  |                               | 3                                | 1                            | 1                                | 1                             | 0                                | 1                            | 1                                |   |                                  |                                  |                                    |                                  |        |
| John-Ford Griffin, L (9, PH)<br>OBP: 0.333, SLG: 0.556 |   |                                  |                              |                                  |                              |                                  |                              |                                  |                               | 1                                | 0                            | 0                                | 0                             | 0                                | 0                            | 0                                |   |                                  |                                  |                                    |                                  |        |
| <b>Inning Stats</b>                                    | R: 0<br>E: 0<br>K: 1<br>S: 7                          | H: 0<br>LOB: 0<br>BB: 0<br>P: 10 | R: 0<br>E: 0<br>K: 0<br>S: 7 | H: 2<br>LOB: 2<br>BB: 0<br>P: 11 | R: 0<br>E: 0<br>K: 0<br>S: 7 | H: 1<br>LOB: 0<br>BB: 0<br>P: 14 | R: 0<br>E: 0<br>K: 1<br>S: 7 | H: 0<br>LOB: 0<br>BB: 0<br>P: 13 | R: 0<br>E: 0<br>K: 2<br>S: 13 | H: 0<br>LOB: 1<br>BB: 0<br>P: 18 | R: 0<br>E: 0<br>K: 0<br>S: 5 | H: 0<br>LOB: 0<br>BB: 1<br>P: 12 | R: 6<br>E: 2<br>K: 2<br>S: 17 | H: 3<br>LOB: 1<br>BB: 2<br>P: 38 | R: 0<br>E: 0<br>K: 0<br>S: 6 | H: 0<br>LOB: 0<br>BB: 1<br>P: 10 | R: 0<br>E: 0<br>K: 0<br>S: 8  | H: 0<br>LOB: 0<br>BB: 0<br>P: 11 | 1B: 5<br>2B: 1<br>3B: 0<br>HR: 0 | SF: 0<br>SAC: 0<br>DP: 3<br>HBP: 0 | WP: 0<br>PB: 0<br>SB: 0<br>CS: 0 | PA: 37 |
| <b>PITCHER</b>   | IP WLS BF H R ER SO BB IBB HBP BLK WP HR S P ERA WHIP |                                  |                              |                                  |                              |                                  |                              |                                  |                               |                                  |                              |                                  |                               |                                  |                              |                                  |   |                                  |                                  |                                    |                                  |        |
| J.P. Howell, L (1, 1)<br>ERA: 6.19                     | 6.1   | 26                               | 4                            | 4                                | 2                            | 5                                | 2                            | 0                                | 0                             | 0                                | 0                            | 0                                | 0                             | 0                                | 52                           | 94                               | 2.84  | 0.947                            |                                  |                                    |                                  |        |
| Ambiorix Burgos, R (7, 1)<br>ERA: 3.98                 | 0.2   | W                                | 5                            | 2                                | 2                            | 0                                | 1                            | 0                                | 0                             | 0                                | 0                            | 0                                | 0                             | 11                               | 22                           | 0.00                             | 4.500   |                                  |                                  |                                    |                                  |        |
| Jeremy Affeldt, L (8, 1)<br>ERA: 5.26                  | 1.0   | H                                | 3                            | 0                                | 0                            | 0                                | 1                            | 0                                | 0                             | 0                                | 0                            | 0                                | 0                             | 6                                | 10                           | 0.00                             | 1.000   |                                  |                                  |                                    |                                  |        |
| Mike MacDougal, R (9, 1)<br>ERA: 3.33                  | 1.0   | S                                | 3                            | 0                                | 0                            | 0                                | 0                            | 0                                | 0                             | 0                                | 0                            | 0                                | 0                             | 8                                | 11                           | 0.00                             | 0.000   |                                  |                                  |                                    |                                  |        |

livebaseballscores.com

AB 34  
R 7  
H 12  
RBI 7  
BB 3  
SO 4  
LOB 12

livebaseballscores.com


AB 33  
R 6  
H 6  
RBI 6  
BB 4  
SO 6  
LOB 13



| Batter   | 1   | 2                                | 3                            | 4                               | 5                            | 6                               | 7                            | 8                                | 9                            | AB                               | R                             | H                                | RBI                           | BB                               | SO                               | LOB                                | TOP   |        |
|--|---|----------------------------------|------------------------------|---------------------------------|------------------------------|---------------------------------|------------------------------|----------------------------------|------------------------------|----------------------------------|-------------------------------|----------------------------------|-------------------------------|----------------------------------|----------------------------------|------------------------------------|---|--------|
| Aaron Quiel, L (1, 9)<br>OBP: 0.355, SLG: 0.450      | F8  |                                  | FC6-4<br>1B                  |                                 | P6                           |                                 |                              | K                                |                              | 4                                | 0                             | 1                                | 0                             | 0                                | 1                                | 0                                  | <b>Kansas City Royals @ Toronto Blue Jays</b><br>Rogers Centre, Toronto, ON<br>Sun Oct 02 2005, 1:07 PM EDT<br>Att: 37,046 - Sunny - 68 F |        |
| 13 Andrés Blanco, S (1, 6)<br>OBP: 0.220, SLG: 0.241 | BB<br>HBP   |                                  | F9                           |                                 | L4                           |                                 |                              | L9                               |                              | 3                                | 0                             | 0                                | 0                             | 0                                | 0                                | 1                                  |   |        |
| Emil Brown, R (1, 7)<br>OBP: 0.349, SLG: 0.455       | P4  |                                  | FC6-4<br>1-2                 |                                 | P3                           |                                 |                              | HR                               |                              | 4                                | 1                             | 1                                | 1                             | 0                                | 0                                | 2                                  |   |        |
| Matt Diaz, R (1, 10)<br>OBP: 0.323, SLG: 0.404       | BB  |                                  |                              | G3-1                            |                              |                                 |                              | K2-3                             |                              | 3                                | 0                             | 0                                | 0                             | 1                                | 2                                | 0                                  |   |        |
| Chip Ambres, R (1, 8)<br>OBP: 0.323, SLG: 0.379      | F9  |                                  |                              | 26<br>CS<br>2B                  |                              |                                 |                              | K                                |                              | 4                                | 0                             | 2                                | 0                             | 0                                | 1                                | 2                                  |   |        |
| 26 Justin Huber, R (1, 3)<br>OBP: 0.271, SLG: 0.256  |   | G5-4-3<br>1B                     |                              | K                               |                              |                                 |                              | K                                |                              | 4                                | 0                             | 1                                | 0                             | 0                                | 2                                | 2                                  |   |        |
| Paul Phillips, R (1, 2)<br>OBP: 0.269, SLG: 0.403    | G5-4-3<br>1-2   |                                  |                              |                                 | G5-3                         |                                 |                              | F9                               |                              | 4                                | 0                             | 0                                | 0                             | 0                                | 1                                | 2                                  |   |        |
| Joe McEwing, R (1, 5)<br>OBP: 0.263, SLG: 0.294      | F8  |                                  |                              |                                 | E9<br>G5-3<br>2B             |                                 |                              | 1B                               |                              | 3                                | 1                             | 2                                | 0                             | 0                                | 0                                | 0                                  |   |        |
| Donnie Murphy, R (1, 4)<br>OBP: 0.241, SLG: 0.260    |   |                                  |                              | P4                              | G5-3<br>3H                   |                                 |                              | P6                               |                              | 3                                | 0                             | 0                                | 1                             | 0                                | 0                                | 2                                  |   |        |
| <b>Inning Stats</b>                                  | R: 0<br>E: 0<br>K: 0<br>S: 11                         | H: 0<br>LOB: 2<br>BB: 1<br>P: 21 | R: 0<br>E: 0<br>K: 0<br>S: 6 | H: 1<br>LOB: 0<br>BB: 0<br>P: 7 | R: 0<br>E: 0<br>K: 0<br>S: 6 | H: 1<br>LOB: 1<br>BB: 0<br>P: 9 | R: 0<br>E: 0<br>K: 1<br>S: 6 | H: 0<br>LOB: 0<br>BB: 0<br>P: 15 | R: 0<br>E: 0<br>K: 2<br>S: 9 | H: 2<br>LOB: 2<br>BB: 0<br>P: 19 | R: 1<br>E: 0<br>K: 2<br>S: 10 | H: 1<br>LOB: 0<br>BB: 0<br>P: 15 | R: 0<br>E: 0<br>K: 3<br>S: 10 | H: 0<br>LOB: 0<br>BB: 0<br>P: 15 | 1B: 4<br>2B: 3<br>3B: 0<br>HR: 1 | SF: 0<br>SAC: 0<br>DP: 2<br>HBP: 1 | WP: 0<br>PB: 0<br>SB: 0<br>CS: 1  | PA: 34 |
| <b>PITCHER</b>                                       | IP WLS BF H R ER SO BB IBB HBP BLK WP HR S P ERA WHIP |                                  |                              |                                 |                              |                                 |                              |                                  |                              |                                  |                               |                                  |                               |                                  |                                  |                                    |   |        |
| 39 Gustavo Chacin, L (1, 1)<br>ERA: 3.72             | 7.2 W 30 7 2 1 3 1 0 1 0 0 1 69 104 1.17 1.043        |                                  |                              |                                 |                              |                                 |                              |                                  |                              |                                  |                               |                                  |                               |                                  |                                  |                                    |   |        |
| 40 Dustin McGowan, R (8, 1)<br>ERA: 6.35             | 1.1 4 0 0 0 4 0 0 0 0 0 0 0 13 20 0.00 0.000          |                                  |                              |                                 |                              |                                 |                              |                                  |                              |                                  |                               |                                  |                               |                                  |                                  |                                    |   |        |

| Batter   | 1   | 2                                | 3                            | 4                                | 5                             | 6                                | 7                            | 8                               | 9                             | AB                               | R                             | H                                | RBI                           | BB                               | SO                           | LOB                              | BOTTOM  |                                    |                                  |        |
|--|---|----------------------------------|------------------------------|----------------------------------|-------------------------------|----------------------------------|------------------------------|---------------------------------|-------------------------------|----------------------------------|-------------------------------|----------------------------------|-------------------------------|----------------------------------|------------------------------|----------------------------------|---|------------------------------------|----------------------------------|--------|
| 8 Russ Adams, L (1, 6)<br>OBP: 0.325, SLG: 0.383       | S<br>1B   |                                  | E<br>1B                      |                                  | F8                            | 10 BB<br>15 HBP<br>BB            |                              | 15<br>F8<br>2B                  |                               | 4                                | 2                             | 3                                | 0                             | 1                                | 0                            | 1                                | <b>Kansas City Royals @ Toronto Blue Jays</b><br>Rogers Centre, Toronto, ON<br>Sun Oct 02 2005, 1:07 PM EDT<br>Att: 37,046 - Sunny - 68 F |                                    |                                  |        |
| Frank Catalanotto, L (1, 7)<br>OBP: 0.367, SLG: 0.451  | 1B  |                                  | 1B                           |                                  | 10<br>1B<br>3B                |                                  |                              | F8                              |                               | 3                                | 1                             | 3                                | 2                             | 0                                | 0                            | 0                                |   |                                    |                                  |        |
| 15 Alex Rios, R (6, 9)<br>OBP: 0.306, SLG: 0.397       | 1B  |                                  | 1B                           |                                  | 10<br>1B<br>3B                |                                  |                              | 10<br>BB<br>HBP                 |                               | 1                                | 0                             | 0                                | 0                             | 0                                | 0                            | 1                                |   |                                    |                                  |        |
| 10 Vernon Wells, R (1, 8)<br>OBP: 0.320, SLG: 0.463    | 2B  |                                  | K                            |                                  | HR<br>1B                      |                                  |                              | G5-3                            |                               | 4                                | 1                             | 2                                | 1                             | 1                                | 1                            | 3                                |   |                                    |                                  |        |
| Eric Hinske, L (1, 3)<br>OBP: 0.333, SLG: 0.430        | L4  |                                  | 1B                           |                                  | HR<br>1B                      |                                  |                              | P4                              |                               | 5                                | 1                             | 2                                | 3                             | 0                                | 1                            | 5                                |   |                                    |                                  |        |
| 2 Aaron Hill, R (1, 4)<br>OBP: 0.342, SLG: 0.385       | F8  |                                  | L5                           |                                  | G6-3                          |                                  |                              | K                               |                               | 4                                | 0                             | 0                                | 0                             | 0                                | 1                            | 3                                |   |                                    |                                  |        |
| Gabe Gross, L (1, 9)<br>OBP: 0.324, SLG: 0.348         |   | CS<br>BB                         |                              |                                  | F9                            | G3                               |                              | 1B                              |                               | 3                                | 0                             | 1                                | 0                             | 1                                | 0                            | 0                                |   |                                    |                                  |        |
| Frank Menechino, R (1, 5)<br>OBP: 0.352, SLG: 0.345    | F8  |                                  | G5-3                         |                                  | P4                            |                                  |                              | 1B                              |                               | 4                                | 0                             | 1                                | 0                             | 0                                | 0                            | 1                                |   |                                    |                                  |        |
| John Ford Griffin, L (1, 10)<br>OBP: 0.308, SLG: 0.692 | F7  |                                  | P4                           |                                  | HR                            |                                  |                              | K                               |                               | 4                                | 1                             | 1                                | 1                             | 0                                | 1                            | 3                                |   |                                    |                                  |        |
| Guillermo Quiroz, R (1, 2)<br>OBP: 0.256, SLG: 0.250   | F7  |                                  |                              |                                  | 3B<br>1B                      |                                  |                              | G6-3                            |                               | 4                                | 1                             | 1                                | 0                             | 0                                | 0                            | 2                                |   |                                    |                                  |        |
| <b>Inning Stats</b>                                    | R: 1<br>E: 0<br>K: 0<br>S: 13                         | H: 3<br>LOB: 1<br>BB: 0<br>P: 19 | R: 0<br>E: 0<br>K: 0<br>S: 8 | H: 0<br>LOB: 0<br>BB: 1<br>P: 13 | R: 1<br>E: 1<br>K: 1<br>S: 12 | H: 3<br>LOB: 2<br>BB: 0<br>P: 17 | R: 0<br>E: 0<br>K: 0<br>S: 4 | H: 0<br>LOB: 0<br>BB: 0<br>P: 7 | R: 4<br>E: 0<br>K: 1<br>S: 11 | H: 4<br>LOB: 3<br>BB: 2<br>P: 17 | R: 1<br>E: 0<br>K: 2<br>S: 12 | H: 1<br>LOB: 3<br>BB: 2<br>P: 25 | R: 0<br>E: 0<br>K: 2<br>S: 11 | H: 2<br>LOB: 2<br>BB: 0<br>P: 17 | R: 0<br>E: 0<br>K: 0<br>S: 7 | H: 1<br>LOB: 1<br>BB: 0<br>P: 10 | 1B: 9<br>2B: 2<br>3B: 1<br>HR: 2  | SF: 0<br>SAC: 0<br>DP: 0<br>HBP: 1 | WP: 0<br>PB: 0<br>SB: 2<br>CS: 1 | PA: 40 |
| <b>PITCHER</b>   | IP WLS BF H R ER SO BB IBB HBP BLK WP HR S P ERA WHIP |                                  |                              |                                  |                               |                                  |                              |                                 |                               |                                  |                               |                                  |                               |                                  |                              |                                  |   |                                    |                                  |        |
| Runelvys Hernandez, R (1, 1)<br>ERA: 5.52              | 5.0 L 24 10 6 6 1 1 0 0 0 0 0 0 48 73 10.80 2.200     |                                  |                              |                                  |                               |                                  |                              |                                 |                               |                                  |                               |                                  |                               |                                  |                              |                                  |   |                                    |                                  |        |
| 41 Jimmy Gobble, L (6, 1)<br>ERA: 5.7                  | 1.0 7 1 1 1 1 2 0 1 0 0 1 12 25 9.00 3.000            |                                  |                              |                                  |                               |                                  |                              |                                 |                               |                                  |                               |                                  |                               |                                  |                              |                                  |   |                                    |                                  |        |
| 46 Juan Carlos Oviedo, R (7, 1)<br>ERA: 7.55           | 2.0 9 3 0 0 2 0 0 0 0 0 0 0 18 27 0.00 1.500          |                                  |                              |                                  |                               |                                  |                              |                                 |                               |                                  |                               |                                  |                               |                                  |                              |                                  |   |                                    |                                  |        |

**AB 32**  
**R 2**  
**H 7**  
**RBI 2**  
**BB 1**  
**SO 7**  
**LOB 11**



**AB 36**  
**R 7**  
**H 14**  
**RBI 7**  
**BB 3**  
**SO 4**  
**LOB 19**

