



Toronto Blue Jays - 2006

Batter	1	2	3	4	5	6	7	8	9	AB R H RBI BB SO LOB	TOP																								
											Canada @ Toronto Blue Jays Knology Park, Dunedin, FL Fri Mar 03 2006, 1:05 PM EST livebaseballscorecards.com AB 0 R 0 H 0 RBI 0 BB 0 SO 0 LOB 0 																								
Inning Stats										1B: 0 SF: 0 2B: 0 SAC: 0 3B: 0 DP: 0 HR: 0 HBP: 0	WP: 0 PA: 0 PB: 0 SB: 0 CS: 0																								
PITCHER	IP	WLS	BF	H	R	ER	SO	BB	IBB	HBP	BLK	WP	HR	S	P	ERA	WHIP	PITCHER	IP	WLS	BF	H	R	ER	SO	BB	IBB	HBP	BLK	WP	HR	S	P	ERA	WHIP

Batter	1	2	3	4	5	6	7	8	9	AB R H RBI BB SO LOB	BOTTOM																								
											Canada @ Toronto Blue Jays Knology Park, Dunedin, FL Fri Mar 03 2006, 1:05 PM EST livebaseballscorecards.com AB 0 R 0 H 0 RBI 0 BB 0 SO 0 LOB 0 																								
Inning Stats										1B: 0 SF: 0 2B: 0 SAC: 0 3B: 0 DP: 0 HR: 0 HBP: 0	WP: 0 PA: 0 PB: 0 SB: 0 CS: 0																								
PITCHER	IP	WLS	BF	H	R	ER	SO	BB	IBB	HBP	BLK	WP	HR	S	P	ERA	WHIP	PITCHER	IP	WLS	BF	H	R	ER	SO	BB	IBB	HBP	BLK	WP	HR	S	P	ERA	WHIP

Batter	1	2	3	4	5	6	7	8	9	AB	R	H	RBI	BB	SO	LOB	TOP							
Miguel Negron, L (1.8) 39 Justin Singleton, L (6.8)	F7		F8		G4-3													3 0 0 0 0 0 0 0 0 0 0 0 1 0 0	Toronto Blue Jays @ Tampa Bay Devil Rays Rogers Energy Park, Home of Al Lang Field, St. Petersburg, FL Fri Mar 03 2006, 1:05 PM EST Att. 4,136 - Partly Cloudy - 78 F					
6 John McDonald, R (1.6) 27 Brad Hassey, R (6.6)	G6-3		K			P3	P3											3 0 0 0 0 1 0 1 0 0 0 0 0 0 1						
Jason Phillips, R (1.2) OBP: 0.750, SLG: 0.750 (6.3)	E		1B			1B		F8										4 1 3 0 0 0 0 0						
43 Kevin Barker, L (1.3) OBP: 0.333, SLG: 0.500 (6.7)	2B		1B			1B		G1-3										4 0 2 0 0 0 0 1						
Rob Cosby, R (1.7) OBP: 0.429, SLG: 0.429 (6.5)	E5					K		P6										4 0 1 0 0 0 1 3						
21 Chad Mottola, R (1.9) OBP: 0.200, SLG: 0.200 (6.9) 35 Ron Davenport, L (6.9)	K					K			G4-3									3 0 0 0 0 0 2 5 1 0 0 0 0 0 0 0						
23 John Hattig, S (1.5) 59 Curtis Thigpen, R (6.2) OBP: 0.250, SLG: 0.500 OBP: 0.200, SLG: 0.400		K			G5-4-3				G4-3									2 0 0 0 0 0 1 1 2 1 1 0 0 0 0 0						
4 Ryan Roberts, R (1.4) 46 Luis Figueroa, S (6.4) OBP: 0.500, SLG: 0.500		P3				F9			G5-3									2 0 0 0 0 0 0 0 2 0 1 0 0 0 0 1						
48 Robinson Diaz, R (1.10)		G6-3				P4			G5-3									4 0 0 0 0 0 1 2						
Inning Stats	R: 1 E: 1 K: 1 S: 8	H: 2 LOB: 2 BB: 0 P: 9	R: 0 E: 0 K: 1 S: 5	H: 0 LOB: 0 BB: 0 P: 5	R: 0 E: 0 K: 1 S: 6	H: 1 LOB: 1 BB: 0 P: 6	R: 0 E: 0 K: 1 S: 5	H: 1 LOB: 0 BB: 0 P: 5	R: 0 E: 0 K: 0 S: 3	H: 0 LOB: 0 BB: 0 P: 3	R: 0 E: 0 K: 1 S: 7	H: 2 LOB: 2 BB: 0 P: 7	R: 1 E: 0 K: 0 S: 5	H: 1 LOB: 1 BB: 1 P: 10	R: 0 E: 0 K: 0 S: 3	H: 0 LOB: 0 BB: 0 P: 3	R: 0 E: 0 K: 1 S: 6	H: 1 LOB: 1 BB: 0 P: 6		1B: 6 2B: 2 3B: 0 HR: 0	SF: 0 SAC: 0 DP: 1 HBP: 0	WP: 2 PB: 0 SB: 0 CS: 0	PA: 36	
PITCHER	IP WLS BF H R ER SO BB IBB HBP BLK WP HR S P ERA WHIP	IP WLS BF H R ER SO BB IBB HBP BLK WP HR S P ERA WHIP	IP WLS BF H R ER SO BB IBB HBP BLK WP HR S P ERA WHIP	IP WLS BF H R ER SO BB IBB HBP BLK WP HR S P ERA WHIP	IP WLS BF H R ER SO BB IBB HBP BLK WP HR S P ERA WHIP	IP WLS BF H R ER SO BB IBB HBP BLK WP HR S P ERA WHIP	IP WLS BF H R ER SO BB IBB HBP BLK WP HR S P ERA WHIP	IP WLS BF H R ER SO BB IBB HBP BLK WP HR S P ERA WHIP	IP WLS BF H R ER SO BB IBB HBP BLK WP HR S P ERA WHIP	IP WLS BF H R ER SO BB IBB HBP BLK WP HR S P ERA WHIP	IP WLS BF H R ER SO BB IBB HBP BLK WP HR S P ERA WHIP	IP WLS BF H R ER SO BB IBB HBP BLK WP HR S P ERA WHIP	IP WLS BF H R ER SO BB IBB HBP BLK WP HR S P ERA WHIP	IP WLS BF H R ER SO BB IBB HBP BLK WP HR S P ERA WHIP	IP WLS BF H R ER SO BB IBB HBP BLK WP HR S P ERA WHIP	IP WLS BF H R ER SO BB IBB HBP BLK WP HR S P ERA WHIP	IP WLS BF H R ER SO BB IBB HBP BLK WP HR S P ERA WHIP	IP WLS BF H R ER SO BB IBB HBP BLK WP HR S P ERA WHIP	IP WLS BF H R ER SO BB IBB HBP BLK WP HR S P ERA WHIP	IP WLS BF H R ER SO BB IBB HBP BLK WP HR S P ERA WHIP	IP WLS BF H R ER SO BB IBB HBP BLK WP HR S P ERA WHIP	IP WLS BF H R ER SO BB IBB HBP BLK WP HR S P ERA WHIP	IP WLS BF H R ER SO BB IBB HBP BLK WP HR S P ERA WHIP	IP WLS BF H R ER SO BB IBB HBP BLK WP HR S P ERA WHIP

AB	35
R	2
H	8
RBI	0
BB	1
SO	6
LOB	14



Batter	1	2	3	4	5	6	7	8	9	AB	R	H	RBI	BB	SO	LOB	BOTTOM						
Joey Gathright, L (1.8) OBP: 0.333, SLG: 0.200 (6.8) 67 Elijah Dukes, R (6.8)	G5-3		G3				P6											2 1 1 0 0 0 0 1 1 0 0 0 0 0 0 0	Toronto Blue Jays @ Tampa Bay Devil Rays Rogers Energy Park, Home of Al Lang Field, St. Petersburg, FL Fri Mar 03 2006, 1:05 PM EST Att. 4,136 - Partly Cloudy - 78 F				
Damon Hollins, R (1.7) OBP: 0.500, SLG: 0.500 (6.7) 14 Greg Norton, S (6.7)	G5-3		P3															3 1 1 2 0 0 2 1 0 1 0 0 0 0 0					
Aubrey Huff, L (1.10) Kevin Witt, L (5. PH) (6.10)	F7																	2 0 0 0 0 0 0 1 1 0 0 1 0 1 1 1					
31 Jonny Gomes, R (1.9) OBP: 0.600, SLG: 0.600 (5.9) Delmon Young, R (5.9)	L8																	2 0 1 0 0 0 0 1 2 0 0 0 0 0 0 0					
Travis Lee, L (1.3) OBP: 0.200, SLG: 0.200 (5.3) Ty Wigginton, R (5.3)		K																2 0 0 0 0 0 1 1 1 0 0 0 0 1 0 0					
Toby Hall, R (1.2) 17 Kevin Cash, R (6.2)		G5-3																2 0 0 0 0 0 0 1 1 0 0 0 0 1 0 0					
24 Sean Burroughs, L (1.5) Russell Branyan, L (6.5) OBP: 0.500, SLG: 1.000		G3																2 0 0 0 0 0 0 0 2 0 1 0 0 0 1 2					
Nick Green, R (1.4) OBP: 0.250, SLG: 0.500 (6.4) 1 Fernando Cortez, L (6.4)			F7															2 1 1 0 0 0 0 0 2 0 0 0 0 0 1 3					
10 Luis Ordaz, R (1.6) OBP: 0.800, SLG: 1.200 (6.6) 2 B.J. Upton, R (6.6)																		2 1 2 1 0 0 0 0 1 0 0 0 0 1 0 0					
Inning Stats	R: 0 E: 0 K: 0 S: 4	H: 1 LOB: 1 BB: 0 P: 4	R: 0 E: 0 K: 1 S: 5	H: 0 LOB: 0 BB: 0 P: 5	R: 0 E: 0 K: 0 S: 4	H: 1 LOB: 1 BB: 0 P: 4	R: 0 E: 0 K: 0 S: 4	H: 1 LOB: 1 BB: 0 P: 5	R: 4 E: 0 K: 0 S: 6	H: 3 LOB: 0 BB: 0 P: 7	R: 0 E: 0 K: 1 S: 6	H: 1 LOB: 1 BB: 0 P: 6	R: 0 E: 0 K: 2 S: 8	H: 1 LOB: 1 BB: 0 P: 8	R: 0 E: 0 K: 1 S: 5	H: 0 LOB: 2 BB: 2 P: 13	R: 0 E: 0 K: 1 S: 5	H: 0 LOB: 2 BB: 2 P: 13		1B: 3 2B: 5 3B: 0 HR: 0	SF: 1 SAC: 0 DP: 0 HBP: 1	WP: 0 PB: 0 SB: 1 CS: 0	PA: 35
PITCHER	IP WLS BF H R ER SO BB IBB HBP BLK WP HR S P ERA WHIP	IP WLS BF H R ER SO BB IBB HBP BLK WP HR S P ERA WHIP	IP WLS BF H R ER SO BB IBB HBP BLK WP HR S P ERA WHIP	IP WLS BF H R ER SO BB IBB HBP BLK WP HR S P ERA WHIP	IP WLS BF H R ER SO BB IBB HBP BLK WP HR S P ERA WHIP	IP WLS BF H R ER SO BB IBB HBP BLK WP HR S P ERA WHIP	IP WLS BF H R ER SO BB IBB HBP BLK WP HR S P ERA WHIP	IP WLS BF H R ER SO BB IBB HBP BLK WP HR S P ERA WHIP	IP WLS BF H R ER SO BB IBB HBP BLK WP HR S P ERA WHIP	IP WLS BF H R ER SO BB IBB HBP BLK WP HR S P ERA WHIP	IP WLS BF H R ER SO BB IBB HBP BLK WP HR S P ERA WHIP	IP WLS BF H R ER SO BB IBB HBP BLK WP HR S P ERA WHIP	IP WLS BF H R ER SO BB IBB HBP BLK WP HR S P ERA WHIP	IP WLS BF H R ER SO BB IBB HBP BLK WP HR S P ERA WHIP	IP WLS BF H R ER SO BB IBB HBP BLK WP HR S P ERA WHIP	IP WLS BF H R ER SO BB IBB HBP BLK WP HR S P ERA WHIP	IP WLS BF H R ER SO BB IBB HBP BLK WP HR S P ERA WHIP	IP WLS BF H R ER SO BB IBB HBP BLK WP HR S P ERA WHIP	IP WLS BF H R ER SO BB IBB HBP BLK WP HR S P ERA WHIP	IP WLS BF H R ER SO BB IBB HBP BLK WP HR S P ERA WHIP	IP WLS BF H R ER SO BB IBB HBP BLK WP HR S P ERA WHIP	IP WLS BF H R ER SO BB IBB HBP BLK WP HR S P ERA WHIP	IP WLS BF H R ER SO BB IBB HBP BLK WP HR S P ERA WHIP

AB	31
R	4
H	8
RBI	4
BB	2
SO	5
LOB	13



Batter	1	2	3	4	5	6	7	8	9	AB	R	H	RBI	BB	SO	LOB	TOP																
8 Shane Victorino, S OBP: 0.231, SLG: 0.417										5	2	2	2	0	2	1	Philadelphia Phillies @ Toronto Blue Jays Knology Park, Dunedin, FL Sat Mar 04 2006, 1:05 PM EST Att: 4,226 - Sunny - 74 F																
Chris Roberson, S OBP: 0.333, SLG: 0.667										5	1	2	1	0	2	1																	
Abraham Nunez, S OBP: 0.222, SLG: 0.556 25 Marc Tugwell, R OBP: 0.500, SLG: 1.000										3	1	1	2	0	0	1																	
6 Ryan Howard, L OBP: 0.714, SLG: 1.714 26 Ryan Barthelemy, L (6, 3)										3	1	1	0	0	0	1																	
64 Shawn Garrett, S OBP: 0.571, SLG: 0.667										5	1	2	1	0	1	2																	
Sal Fasano, R OBP: 0.400, SLG: 0.600 70 Jason Jaramillo, S (6, 2)										3	1	1	2	0	1	0																	
Matt Kata, S OBP: 0.300, SLG: 0.300										4	0	1	1	0	0	0																	
68 Bobby Scales, S (1, 4)										4	1	0	0	0	0	2																	
73 John Vanden Berg, R OBP: 0.200, SLG: 0.200										4	0	1	0	0	1	1																	
Inning Stats	R: 0 E: 0 K: 2 S: 7	H: 0 LOB: 0 BB: 0 P: 7	R: 1 E: 1 K: 0 S: 5	H: 1 LOB: 1 BB: 0 P: 5	R: 2 E: 0 K: 1 S: 7	H: 2 LOB: 0 BB: 0 P: 7	R: 2 E: 0 K: 0 S: 5	H: 2 LOB: 0 BB: 0 P: 5	R: 0 E: 0 K: 1 S: 4	H: 1 LOB: 1 BB: 0 P: 5	R: 4 E: 1 K: 1 S: 10	H: 4 LOB: 1 BB: 0 P: 10	R: 0 E: 0 K: 1 S: 6	H: 2 LOB: 1 BB: 0 P: 6	R: 0 E: 0 K: 2 S: 7	H: 0 LOB: 1 BB: 1 P: 11	1B: 6 2B: 3 3B: 0 HR: 3	SF: 0 SAC: 0 DP: 1 HBP: 0	WP: 0 PB: 0 SB: 1 CS: 1	PA: 41													
PITCHER	IP WLS BF H R ER SO BB IBB HBP BLK WP HR S P ERA WHIP																																
7 Josh Towers, R ERA: 4.5	2.0	8	1	1	1	2	0	0	0	0	0	0	0	0	12	12	4.50	0.500															
28 Shaun Marcum, R ERA: 18.0	1.0	5	2	2	2	1	0	0	0	0	0	0	0	1	7	7	18.00	2.000															
Ismael Ramirez, R ERA: 18.0	1.0	5	2	2	2	0	0	0	0	0	0	0	0	5	5	18.00	2.000																
44 Casey Janssen, R ERA:	1.0	4	1	0	0	0	0	0	0	0	0	0	0	4	5	0.00	1.000																
Ryan Houston, R ERA:	1.0	3	0	0	0	1	0	0	0	0	0	0	0	5	5	0.00	0.000																

AB	40
R	9
H	12
RBI	9
BB	1
SO	8
LOB	11



Batter	1	2	3	4	5	6	7	8	9	AB	R	H	RBI	BB	SO	LOB	BOTTOM																
46 Luis Figueroa, S OBP: 0.500, SLG: 0.667 Sergio Santos, R OBP: 0.333, SLG: 0.667										4	0	2	1	0	0	1	Philadelphia Phillies @ Toronto Blue Jays Knology Park, Dunedin, FL Sat Mar 04 2006, 1:05 PM EST Att: 4,226 - Sunny - 74 F																
59 Curtis Thigpen, R OBP: 0.222, SLG: 0.250 48 Robinson Diaz, R (9, 10)										3	0	0	0	1	0	1																	
Shea Hillenbrand, R OBP: 0.200, SLG: 0.400 23 John Hattig, S OBP: 0.167, SLG: 0.333										3	1	1	0	0	1	2																	
Eric Hinske, L OBP: 0.600, SLG: 0.667 Rob Costby, R OBP: 0.333, SLG: 0.333										2	2	1	0	0	0	2																	
Bengie Molina, R OBP: 0.200, SLG: 0.400 Guillermo Quiroz, R OBP: 0.250, SLG: 0.500										3	1	1	2	0	0	4																	
Jason Phillips, R OBP: 0.571, SLG: 0.667 43 Kevin Barker, L OBP: 0.375, SLG: 0.750										2	0	1	1	0	0	0																	
John Ford Griffin, L OBP: 0.667, SLG: 2.000 Miguel Negron, L OBP: 0.250, SLG: 0.286										2	1	1	1	1	0	0																	
6 John McDonald, R (1, 4) 4 Ryan Roberts, R OBP: 0.286, SLG: 0.167										1	0	0	1	0	0	0																	
68 Wayne Lydon, S OBP: 0.500, SLG: 0.500										4	0	2	0	0	0	2																	
Inning Stats	R: 0 E: 1 K: 1 S: 6	H: 1 LOB: 2 BB: 1 P: 10	R: 1 E: 0 K: 0 S: 5	H: 2 LOB: 1 BB: 0 P: 6	R: 3 E: 0 K: 0 S: 6	H: 4 LOB: 2 BB: 1 P: 11	R: 0 E: 0 K: 0 S: 3	H: 0 LOB: 0 BB: 0 P: 3	R: 1 E: 0 K: 1 S: 4	H: 1 LOB: 0 BB: 0 P: 4	R: 1 E: 2 K: 1 S: 8	H: 1 LOB: 2 BB: 0 P: 8	R: 1 E: 0 K: 0 S: 5	H: 2 LOB: 1 BB: 0 P: 6	R: 0 E: 0 K: 1 S: 5	H: 0 LOB: 0 BB: 0 P: 5	R: 0 E: 0 K: 3 S: 10	H: 1 LOB: 1 BB: 0 P: 10	1B: 5 2B: 5 3B: 1 HR: 1	SF: 2 SAC: 0 DP: 1 HBP: 1	WP: 2 PB: 0 SB: 0 CS: 0	PA: 43											
PITCHER	IP WLS BF H R ER SO BB IBB HBP BLK WP HR S P ERA WHIP																																
Ricardo Rodriguez, R ERA: 4.5	2.0	10	3	1	1	1	1	0	0	0	0	0	0	6	11	27.00	5.000																
Daniel Hazard, L ERA: 27.0	1.0	8	4	3	3	0	1	0	1	0	0	0	0	15	15	3.00	0.667																
55 Clay Condrey, R ERA: 3.0	3.0	W	13	2	2	1	1	0	0	0	0	0	0	1	10	11	4.50	1.000															
71 Gio Gonzalez, L ERA: 4.5	2.0	H	8	2	1	1	1	0	0	0	0	0	0	10	10	0.00	1.000																
Aquilino Lopez, R ERA:	1.0	S	4	1	0	0	3	0	0	0	0	0	0	10	10	0.00	1.000																

AB	38
R	7
H	12
RBI	7
BB	2
SO	6
LOB	17



Batter	1	2	3	4	5	6	7	8	9	AB	R	H	RBI	BB	SO	LOB	TOP										
28 Melky Cabrera, S OBP: 0.538, SLG: 0.692										5	0	3	0	0	0	1	New York Yankees @ Toronto Blue Jays Knology Park, Dunedin, FL Sun Mar 05 2006, 1:05 PM EST Att: 5,509 - Partly Cloudy - 76 F										
24 Robinson Cano, L Miguel Cairo, R OBP: 0.333, SLG: 0.357 OBP: 0.200, SLG: 0.300										4	0	0	0	0	0	4											
55 Hideki Matsui, L 78 Eric Duncan, L OBP: 0.333, SLG: 1.000 OBP: 0.500, SLG: 0.600										3	1	3	0	0	0	0											
20 Jorge Posada, S 66 David Parrish, R OBP: 0.429, SLG: 0.667 OBP: 0.200, SLG: 0.300										3	0	2	1	0	1	2											
12 Andy Phillips, R OBP: 0.333, SLG: 0.571										5	0	1	1	0	0	5											
Mitch Jones, R OBP: 0.250, SLG: 0.375										4	0	0	0	0	0	4											
27 Russ Johnson, R OBP: 0.692, SLG: 0.636										4	0	0	0	0	0	4											
27 Kevin Thompson, R OBP: 0.692, SLG: 0.636										3	1	2	0	1	0	0											
28 Felix Escalona, R OBP: 0.300, SLG: 0.333										4	0	1	1	0	1	4											
Inning Stats	R: 0 E: 0 K: 1 S: 7	H: 2 LOB: 2 BB: 0 P: 7	R: 1 E: 0 K: 0 S: 7	H: 3 LOB: 2 BB: 0 P: 7	R: 1 E: 0 K: 0 S: 5	H: 2 LOB: 1 BB: 0 P: 6	R: 0 E: 0 K: 0 S: 4	H: 1 LOB: 1 BB: 0 P: 4	R: 1 E: 0 K: 1 S: 8	H: 3 LOB: 3 BB: 1 P: 12	R: 0 E: 0 K: 0 S: 3	H: 0 LOB: 0 BB: 0 P: 3	R: 0 E: 0 K: 0 S: 3	H: 0 LOB: 0 BB: 0 P: 3	R: 0 E: 0 K: 1 S: 6	H: 1 LOB: 2 BB: 1 P: 10		1B: 9 2B: 3 3B: 0 HR: 0	SF: 0 SAC: 0 DP: 0 HBP: 0	WP: 2 PB: 0 SB: 1 CS: 0	PA: 41						
PITCHER	IP	WLS	BF	H	R	ER	SO	BB	IBB	HBP	BLK	WP	HR	S	P	ERA	WHIP										
Ted Lilly, L ERA: 4.5	2.0		11	5	1	1	1	0	0	0	0	0	0	14	14	4.50	2.500										
52 B.J. Ryan, L ERA: 9.0	1.0		5	2	1	1	0	0	0	0	0	1	0	5	6	9.00	2.000										
54 Jason Frasor, R ERA: 4.5	1.0		4	1	0	0	0	0	0	0	0	0	0	4	4	0.00	1.000										
57 Adrian Burnside, L ERA: 4.5	1.0	L	7	3	1	1	1	1	0	0	0	0	0	8	12	9.00	4.000										
22 Brandon League, R ERA: 4.5	2.0		6	0	0	0	0	0	0	0	0	0	0	6	6	0.00	0.000										
56 Brian Tallet, L ERA: 4.5	2.0		8	1	0	0	1	1	0	0	0	1	0	9	13	0.00	1.000										
Batter	1	2	3	4	5	6	7	8	9	AB	R	H	RBI	BB	SO	LOB	BOTTOM										
8 Russ Adams, L Sergio Santos, R OBP: 0.200, SLG: 0.400										2	0	0	0	0	0	1	New York Yankees @ Toronto Blue Jays Knology Park, Dunedin, FL Sun Mar 05 2006, 1:05 PM EST Att: 5,509 - Partly Cloudy - 76 F										
2 Aaron Hill, R 46 Luis Figueroa, S OBP: 0.500, SLG: 0.333 OBP: 0.429, SLG: 0.571										3	0	1	0	0	1	1											
17 Lyle Overbay, L 43 Kevin Barker, L OBP: 0.250, SLG: 0.250 OBP: 0.400, SLG: 0.667										2	0	0	0	0	2	2											
25 Troy Glaus, R 23 John Hattig, S OBP: 0.125, SLG: 0.250										1	0	0	0	1	1	1											
9 Gregg Zaun, S Jason Phillips, R OBP: 0.500, SLG: 1.000 OBP: 0.444, SLG: 0.500										2	0	1	1	0	1	0											
John-Ford Griffin, L 4 Ryan Roberts, R OBP: 0.600, SLG: 1.500 OBP: 0.333, SLG: 0.143										2	1	1	0	0	0	2											
21 Chad Mottola, R OBP: 0.333, SLG: 0.250										3	0	1	1	1	1	1											
Rob Cosby, R 59 Curtis Thigpen, R OBP: 0.273, SLG: 0.273 OBP: 0.300, SLG: 0.333										2	0	0	0	0	0	3											
Miguel Negron, L 68 Wayne Lydon, S OBP: 0.300, SLG: 0.333 OBP: 0.600, SLG: 0.600										2	0	1	0	0	0	0											
Inning Stats	R: 0 E: 0 K: 1 S: 6	H: 1 LOB: 1 BB: 0 P: 6	R: 1 E: 0 K: 1 S: 6	H: 2 LOB: 0 BB: 0 P: 6	R: 0 E: 0 K: 0 S: 4	H: 1 LOB: 1 BB: 0 P: 4	R: 0 E: 0 K: 0 S: 3	H: 1 LOB: 2 BB: 0 P: 11	R: 0 E: 0 K: 1 S: 5	H: 0 LOB: 0 BB: 0 P: 5	R: 0 E: 0 K: 1 S: 7	H: 2 LOB: 2 BB: 0 P: 7	R: 0 E: 0 K: 0 S: 2	H: 0 LOB: 0 BB: 1 P: 6	R: 0 E: 0 K: 0 S: 2	H: 0 LOB: 0 BB: 1 P: 6		1B: 5 2B: 3 3B: 0 HR: 0	SF: 0 SAC: 0 DP: 4 HBP: 0	WP: 0 PB: 0 SB: 0 CS: 0	PA: 34						
PITCHER	IP	WLS	BF	H	R	ER	SO	BB	IBB	HBP	BLK	WP	HR	S	P	ERA	WHIP										
35 Mike Mussina, R ERA: 3.38	2.2		11	4	1	1	2	2	0	0	0	0	0	4	12	6.75	2.250										
Phil Hughes, R ERA: 6.75	1.1	W	6	1	1	1	0	2	0	0	0	0	0	4	12	6.75	2.250										
Mike Myers, L ERA: 11.57	1.1		4	0	0	0	1	0	0	0	0	0	0	6	6	0.00	0.000										
Jeff Karstens, R ERA: 11.57	1.2	H	7	2	0	0	2	0	0	0	0	0	0	11	11	0.00	1.200										
Matt DeSalvo, R ERA: 11.57	2.0	S	6	0	0	0	0	2	0	0	0	0	0	4	12	0.00	1.000										

Batter	1	2	3	4	5	6	7	8	9	AB	R	H	RBI	BB	SO	LOB	TOP																			
6 Ryan Freel, R OBP: 0.071, SLG: 0.071 70 Earl Snyder, R OBP: 0.400, SLG: 0.667 (7, PH) (7, 5)	F8			G4-3		G1-3	1B		L5-4	3	0	0	0	0	0	0																				
Felipe Lopez, S OBP: 0.200, SLG: 0.267 71 Derek Wathan, S (6, PR) (6, 5) (7, 4)	CS 1B			12 G4-3 2B		K 12 2B 1B	F8		P5	3	0	2	0	0	1	0																				
Scott Hatteberg, L OBP: 0.308, SLG: 0.500 Joey Votto, L OBP: 0.428, SLG: 0.400 (6, PR) (6, 3)	G1-3			12 G4-3 HBP		12 2B 1B		K		2	0	1	0	0	0	1																				
12 Edwin Encarnación, R OBP: 0.267, SLG: 1.267 Ray Olmedo, S OBP: 0.250, SLG: 0.250 (6, PR) (6, 6)		G5-3		G4-3		G4-3		G5-3		3	0	1	2	0	0	2																				
9 Jacob Cruz, L OBP: 0.571, SLG: 0.556 Karl Rhodes, L OBP: 0.333, SLG: 0.556 (8, PH) (8, 10)	F7			L6						2	0	0	0	1	0	2																				
Austin Kearns, R OBP: 0.287, SLG: 0.231 27 Brian Buchanan, R OBP: 0.800, SLG: 1.000 (6, 9)	K									2	0	0	0	1	0	2																				
54 Andy Abad, L OBP: 0.385, SLG: 0.333 (1, 7)				G4-3		G1				3	0	0	0	0	3	2																				
Quinton McCracken, S OBP: 0.660, SLG: 0.538 27 Chris Denorfia, R OBP: 0.353, SLG: 0.231 (5, 8)	G4-3			G4-3		BB				1	0	0	0	1	0	0																				
Dane Sardinha, R OBP: 0.538, SLG: 0.250 80 Steve Torrealba, R OBP: 1.000, SLG: 1.000 (8, 2)	G6-3					K				1	0	1	1	0	0	0																				
Inning Stats	R: 0 E: 0 K: 0 S: 3	H: 1 LOB: 0 BB: 0 P: 4	R: 0 E: 0 K: 1 S: 5	H: 0 LOB: 0 BB: 0 P: 5	R: 0 E: 0 K: 0 S: 3	H: 0 LOB: 0 BB: 0 P: 3	R: 0 E: 0 K: 0 S: 4	H: 1 LOB: 2 BB: 0 P: 6	R: 0 E: 0 K: 2 S: 7	H: 0 LOB: 1 BB: 1 P: 11	R: 2 E: 0 K: 2 S: 10	H: 2 LOB: 2 BB: 1 P: 14	R: 0 E: 0 K: 1 S: 6	H: 1 LOB: 1 BB: 0 P: 6	R: 0 E: 0 K: 2 S: 7	H: 0 LOB: 0 BB: 0 P: 7	R: 1 E: 0 K: 0 S: 4	H: 2 LOB: 2 BB: 2 P: 12	1B: 5 2B: 3 3B: 0 HR: 0	SF: 0 SAC: 0 DP: 1 HBP: 1	WP: 1 PB: 0 SB: 0 CS: 1	PA: 38														
PITCHER	IP	WLS	BF	H	R	ER	SO	BB	IBB	HBP	BLK	WP	HR	S	P	ERA	WHIP	PITCHER	IP	WLS	BF	H	R	ER	SO	BB	IBB	HBP	BLK	WP	HR	S	P	ERA	WHIP	
32 Roy Halladay, R ERA: 18.0 Scott Schoeneweis, L ERA: 13.5 Pete Walker, R ERA: 6.0 37 Scott Downs, L ERA: 6.0 Vinnie Chulk, R ERA: 13.5	3.0	W	9	1	0	0	1	0	0	0	0	0	0	11	12	0.00	0.333	67 Matt Blank, L ERA: 18.0 Ismael Ramirez, R ERA: 13.5	1.0	H	3	0	0	0	2	0	0	0	0	0	7	7	0.00	0.000	9.00	4.000

Cincinnati Reds @ Toronto Blue Jays
Knology Park, Dunedin, FL
Tue Mar 07 2006, 1:05 PM EST
Att: 2,609 - Sunny - 77 F

AB 33
R 3
H 7
RBI 3
BB 4
SO 8
LOB 16



Batter	1	2	3	4	5	6	7	8	9	AB	R	H	RBI	BB	SO	LOB	BOTTOM																		
68 Wayne Lydon, S OBP: 0.600, SLG: 0.800 Miguel Negron, L OBP: 0.333, SLG: 0.364 (8, 8)	9 1B HR 2B	G6-3		9 G3 1B		G4-3				4	1	2	0	0	0	1																			
9 Grego Zaun, S OBP: 0.650, SLG: 0.750 Guillermo Quiroz, R OBP: 0.143, SLG: 0.286 (5, 2)	HR 2-3 1B			G3		K				2	1	1	0	1	0	1																			
Shea Hillenbrand, R OBP: 0.400, SLG: 0.900 43 Kevin Barker, L OBP: 0.375, SLG: 0.733 (5, 3)	HR 1-2 3-H HR	G6-3		F7						2	1	1	3	0	0	1																			
25 Troy Glaus, R OBP: 0.444, SLG: 0.750 23 John Hattig, S OBP: 0.100, SLG: 0.200 (5, 5)	G5-3			F8 59 2B 1B		K				2	0	0	0	0	2	0																			
Eric Hinske, L OBP: 0.545, SLG: 1.000 21 Chad Mottola, R OBP: 0.300, SLG: 0.222 (6, 9)	2B BB			F7		G3-1				2	1	0	0	1	0	1																			
John-Ford Griffin, L OBP: 0.750, SLG: 1.500 Rob Cosby, R OBP: 0.280, SLG: 0.231 (8, 7)				59 2B 1B						2	0	2	1	1	0	0																			
Sergio Santos, R OBP: 0.333, SLG: 0.250 46 Luis Figueroa, S OBP: 0.333, SLG: 0.444 (8, 6)	P1			F8		G4-3				3	0	0	0	0	4	0																			
59 Curtis Thigpen, R OBP: 0.333, SLG: 0.500 49 Erik Kratz, R OBP: 1.000, SLG: 4.000 (9, 10)	K			1-2 2B						3	0	2	1	0	1	1																			
4 Ryan Roberts, R OBP: 0.231, SLG: 0.091 (1, 4)				1-2 3-H 2B						4	0	0	0	0	1	1																			
Inning Stats	R: 4 E: 0 K: 1 S: 9	H: 4 LOB: 1 BB: 1 P: 16	R: 0 E: 0 K: 0 S: 3	H: 0 LOB: 1 BB: 1 P: 7	R: 1 E: 0 K: 0 S: 5	H: 3 LOB: 0 BB: 0 P: 5	R: 0 E: 0 K: 1 S: 6	H: 1 LOB: 0 BB: 0 P: 6	R: 0 E: 0 K: 1 S: 5	H: 0 LOB: 0 BB: 0 P: 5	R: 0 E: 0 K: 1 S: 6	H: 1 LOB: 1 BB: 0 P: 6	R: 0 E: 0 K: 1 S: 5	H: 0 LOB: 0 BB: 0 P: 5	R: 1 E: 0 K: 0 S: 4	H: 1 LOB: 0 BB: 0 P: 4	1B: 4 2B: 4 3B: 0 HR: 2	SF: 0 SAC: 0 DP: 0 HBP: 0	WP: 0 PB: 0 SB: 0 CS: 0	PA: 36															
PITCHER	IP	WLS	BF	H	R	ER	SO	BB	IBB	HBP	BLK	WP	HR	S	P	ERA	WHIP	PITCHER	IP	WLS	BF	H	R	ER	SO	BB	IBB	HBP	BLK	WP	HR	S	P	ERA	WHIP
22 Eric Milton, L Chris Michalak, L Justin Germano, R 56 Todd Coffey, R 54 Elizardo Ramirez, R	0.2	L	7	4	4	4	0	1	0	0	0	0	0	3	6	0.00	0.000	Mike Burns, R ERA: 2.25	8.1	H	4	1	1	1	0	0	0	0	0	1	4	4	9.00	1.000	

Cincinnati Reds @ Toronto Blue Jays
Knology Park, Dunedin, FL
Tue Mar 07 2006, 1:05 PM EST
Att: 2,609 - Sunny - 77 F

AB 33
R 6
H 10
RBI 6
BB 3
SO 5
LOB 12



Batter	1	2	3	4	5	6	7	8	9	AB	R	H	RBI	BB	SO	LOB	TOP						
38 Franklin Gutierrez, R OBP: 0.400, SLG: 0.100 Juan Valdes, S (6, 8)										4	0	0	0	0	2	5							
15 Ramón Vázquez, L OBP: 0.278, SLG: 0.333 Joe Inglett, L OBP: 0.333, SLG: 0.300 (1, 6)										4	1	1	0	0	1	3							
Casey Blake, R OBP: 0.333, SLG: 0.313 Jordan Brown, L OBP: 0.500, SLG: 0.500 (1, 9)										4	2	2	0	0	0	0							
Ben Broussard, L OBP: 0.231, SLG: 0.333 (1, 10)										5	1	1	1	0	2	3							
Jason Dubois, R OBP: 0.500, SLG: 0.733 Brian Barton, R OBP: 0.250, SLG: 0.500 (7, PH)										2	0	0	0	0	2	1							
30 Andy Marte, R OBP: 0.487, SLG: 1.000 (1, 5)										4	2	4	3	0	0	0							
25 Ryan Garko, R OBP: 0.571, SLG: 0.563 66 Jake Gautreau, L OBP: 0.385, SLG: 0.500 (7, PH)										2	0	1	0	1	1	1							
Lou Merloni, R OBP: 0.571, SLG: 0.250 Niuman Romero, S (6, PR)										1	0	0	0	1	0	1							
77 Javi Herrera, R Armando Camacaro, R OBP: 0.250, SLG: 0.250 (7, PH)										1	0	0	1	1	0	1							
Inning Stats	R: 0 E: 0 K: 1 S: 5	H: 0 LOB: 0 BB: 0 P: 5	R: 2 E: 0 K: 2 S: 10	H: 3 LOB: 2 BB: 1 P: 15	R: 2 E: 0 K: 1 S: 7	H: 2 LOB: 1 BB: 0 P: 8	R: 0 E: 0 K: 1 S: 5	H: 0 LOB: 1 BB: 1 P: 9	R: 0 E: 0 K: 2 S: 7	H: 0 LOB: 0 BB: 0 P: 7	R: 1 E: 0 K: 0 S: 4	H: 1 LOB: 2 BB: 1 P: 9	R: 2 E: 1 K: 2 S: 11	H: 3 LOB: 2 BB: 0 P: 11	R: 0 E: 1 K: 1 S: 6	H: 0 LOB: 1 BB: 0 P: 6	R: 0 E: 0 K: 0 S: 3	H: 1 LOB: 1 BB: 1 P: 7	1B: 5 2B: 4 3B: 0 HR: 1	SF: 2 SAC: 0 DP: 1 HBP: 2	WP: 0 PB: 0 SB: 1 CS: 1	PA: 44	
PITCHER	IP WLS BF H R ER SO BB IBB HBP BLK WP HR S P ERA WHIP	3.0 L 16 5 4 4 4 1 0 0 0 0 1 22 28 12.00 2.000	IP WLS BF H R ER SO BB IBB HBP BLK WP HR S P ERA WHIP	1.0 L 4 0 0 0 1 1 0 0 0 0 0 5 9 0.00 1.000	IP WLS BF H R ER SO BB IBB HBP BLK WP HR S P ERA WHIP	1.0 L 3 0 0 0 2 0 0 0 0 0 0 7 7 0.00 0.000	IP WLS BF H R ER SO BB IBB HBP BLK WP HR S P ERA WHIP	1.0 L 6 1 1 1 0 1 0 1 0 0 0 4 9 9.00 2.000	IP WLS BF H R ER SO BB IBB HBP BLK WP HR S P ERA WHIP	1.0 L 7 3 2 1 2 0 0 0 0 0 0 11 11 9.00 3.000	PITCHER	IP WLS BF H R ER SO BB IBB HBP BLK WP HR S P ERA WHIP	1.0 L 4 0 0 0 1 0 0 0 0 0 0 6 6 0.00 0.000	IP WLS BF H R ER SO BB IBB HBP BLK WP HR S P ERA WHIP	1.0 L 4 1 0 0 0 1 0 0 0 0 0 3 7 0.00 2.000								

Cleveland Indians @ Toronto Blue Jays
Knology Park, Dunedin, FL
Wed Mar 08 2006, 1:05 PM EST
Att: 2,018 - Sunny - 71 F

AB 36
R 7
H 10
RBI 6
BB 4
SO 10
LOB 24

Batter	1	2	3	4	5	6	7	8	9	AB	R	H	RBI	BB	SO	LOB	BOTTOM			
8 Russ Adams, L OBP: 0.273, SLG: 0.455 6 John McDonald, R OBP: 0.125, SLG: 0.143 (8, 6)										3	0	2	1	0	0	0				
2 Aaron Hill, R OBP: 0.273, SLG: 0.200 4 Ryan Roberts, R OBP: 0.200, SLG: 0.077 (8, 4)										3	0	0	0	0	1	3				
Shea Hillenbrand, R OBP: 0.333, SLG: 0.750 Chris Gutierrez, R Jason Armstrong, R (8, 5)										2	0	0	0	0	1	1				
25 Troy Glaus, R OBP: 0.455, SLG: 0.667 Guillermo Quiroz, R OBP: 0.333, SLG: 0.750 (7, 10)										1	0	0	0	1	0	0				
17 Lyle Overbay, L OBP: 0.300, SLG: 0.222 Vito Chiaravallotti, R (7, 3)										2	0	0	0	1	0	2				
Bengie Molina, R OBP: 0.091, SLG: 0.182 Jason Phillips, R OBP: 0.417, SLG: 0.545 (1, 2)										3	0	0	0	0	0	1				
Eric Hinske, L OBP: 1.000, SLG: 1.000 Ryan Patterson, R OBP: 1.000, SLG: 1.000 (9, 9)										3	1	1	1	0	0	0				
Adam Lind, L OBP: 0.333, SLG: 0.333 Cory Patton, L (8, 7)										3	1	1	0	0	1	1				
Miguel Negron, L OBP: 0.375, SLG: 0.357 (1, 8)										3	0	1	0	1	0	2				
Inning Stats	R: 0 E: 0 K: 1 S: 6	H: 1 LOB: 2 BB: 1 P: 10	R: 2 E: 0 K: 0 S: 6	H: 4 LOB: 1 BB: 0 P: 6	R: 0 E: 0 K: 0 S: 3	H: 0 LOB: 1 BB: 1 P: 7	R: 0 E: 0 K: 1 S: 5	H: 0 LOB: 0 BB: 0 P: 5	R: 1 E: 1 K: 0 S: 5	H: 1 LOB: 1 BB: 0 P: 5	R: 0 E: 0 K: 2 S: 9	H: 0 LOB: 1 BB: 1 P: 13	R: 0 E: 0 K: 0 S: 3	H: 1 LOB: 0 BB: 0 P: 3	R: 0 E: 0 K: 0 S: 3	H: 1 LOB: 1 BB: 1 P: 3	1B: 5 2B: 1 3B: 1 HR: 2	SF: 0 SAC: 0 DP: 3 HBP: 0	WP: 0 PB: 0 SB: 0 CS: 0	PA: 39
PITCHER	IP WLS BF H R ER SO BB IBB HBP BLK WP HR S P ERA WHIP	3.0 W 15 5 2 2 2 2 0 0 0 0 0 10 10 6.00 2.333	IP WLS BF H R ER SO BB IBB HBP BLK WP HR S P ERA WHIP	2.0 H 9 1 1 1 0 1 0 0 0 0 1 8 12 4.50 1.000	IP WLS BF H R ER SO BB IBB HBP BLK WP HR S P ERA WHIP	1.0 S 3 1 0 0 0 0 0 0 0 0 3 3 0.00 1.000	PITCHER	IP WLS BF H R ER SO BB IBB HBP BLK WP HR S P ERA WHIP	2.0 H 9 1 1 1 0 1 0 0 0 0 1 8 12 4.50 1.000	IP WLS BF H R ER SO BB IBB HBP BLK WP HR S P ERA WHIP	1.0 S 3 1 0 0 0 0 0 0 0 0 3 3 0.00 1.000									

Cleveland Indians @ Toronto Blue Jays
Knology Park, Dunedin, FL
Wed Mar 08 2006, 1:05 PM EST
Att: 2,018 - Sunny - 71 F

AB 35
R 4
H 9
RBI 4
BB 4
SO 5
LOB 16

Batter	1	2	3	4	5	6	7	8	9	AB	R	H	RBI	BB	SO	LOB	TOP				
68 Wayne Lydon, S 39 Justin Singleton, L										3	2	3	0	1	0	0	Toronto Blue Jays @ Houston Astros Osceola County Stadium, Kissimmee, FL Wed Mar 08 2006, 1:05 PM EST Att: 3,193 - Sunny - 66 F				
9 Greg Zaun, S 49 Erik Kratz, R										2	1	2	4	2	0	0					
43 Kevin Barker, L 18 Chip Cannon, L										3	1	1	1	1	0	4					
John-Ford Griffin, L 23 John Hattig, S										4	0	1	2	0	0	4					
21 Chad Mottola, R 35 Ron Davenport, L										4	0	0	0	0	2	5					
Rob Costy, R 1 Ryan Klosterman, R										4	0	0	0	0	1	1					
Sergio Santos, R 27 Brad Hassey, R										3	1	1	0	0	0	0					
59 Curtis Thigpen, R 46 Luis Figueroa, S										4	1	1	0	1	1	3					
Inning Stats	R: 1 E: 0 K: 0 S: 3	H: 0 LOB: 1 BB: 2 P: 11	R: 2 E: 0 K: 1 S: 7	H: 3 LOB: 2 BB: 1 P: 11	R: 0 E: 0 K: 1 S: 5	H: 0 LOB: 1 BB: 1 P: 10	R: 4 E: 0 K: 0 S: 8	H: 5 LOB: 1 BB: 0 P: 8	R: 0 E: 0 K: 1 S: 6	H: 1 LOB: 1 BB: 0 P: 4	R: 0 E: 0 K: 1 S: 6	H: 1 LOB: 2 BB: 1 P: 10	R: 0 E: 0 K: 1 S: 5	H: 0 LOB: 1 BB: 0 P: 6	R: 0 E: 0 K: 0 S: 3	H: 2 LOB: 2 BB: 0 P: 7		1B: 8 2B: 4 3B: 0 HR: 0	SF: 0 SAC: 0 DP: 0 HBP: 1	WP: 1 PB: 0 SB: 0 CS: 0	PA: 44
PITCHER	IP WLS BF H R ER SO BB IBB HBP BLK WP HR S P ERA WHIP																				
51 Wandy Rodriguez, L	3.0 L 15 3 3 3 2 4 0 0 0 0 1 0 15 32 9.00 2.333																				
Jason Hirsh, R	3.0 17 7 4 4 1 1 0 0 0 0 0 0 18 22 12.00 2.667																				
60 Jared Gothreaux, R	1.0 4 0 0 0 1 0 0 0 0 0 0 0 5 6 0.00 0.000																				
Juan Gutierrez, R	1.0 3 0 0 0 0 0 0 0 0 0 0 0 3 3 0.00 0.000																				
Felipe Paulino, R	1.0 5 2 0 0 1 0 0 0 0 0 0 0 7 7 0.00 2.000																				

AB	38
R	7
H	12
RBI	7
BB	5
SO	5
LOB	25



Batter	1	2	3	4	5	6	7	8	9	AB	R	H	RBI	BB	SO	LOB	BOTTOM			
5 Jeff Bagwell, R Brad Ausmus, R										2	0	0	1	0	1	0	Toronto Blue Jays @ Houston Astros Osceola County Stadium, Kissimmee, FL Wed Mar 08 2006, 1:05 PM EST Att: 3,193 - Sunny - 66 F			
2 Chris Burke, R 59 J.R. House, R										3	0	0	0	0	0	0				
17 Lance Berkman, S 56 Hector Gimenez, S										2	0	1	0	1	0	0				
Mike Lamb, L 31 Kevin Orle, R										2	0	0	0	0	1	1				
28 Adam Everett, R Ben Zobrist, S										2	0	0	0	1	1	0				
Luke Scott, L										2	0	0	0	1	0	0				
Raul Chavez, R 55 Humberto Quintero, R										2	0	0	0	0	1	0				
Charlton Jimerson, R 65 Brian Gordon, L										3	1	1	0	0	1	0				
Josh Anderson, L 13 Eric Munson, L										2	0	0	0	0	0	1				
Inning Stats	R: 0 E: 0 K: 0 S: 4	H: 1 LOB: 0 BB: 0 P: 4	R: 0 E: 0 K: 1 S: 5	H: 0 LOB: 0 BB: 0 P: 5	R: 0 E: 0 K: 2 S: 7	H: 0 LOB: 0 BB: 0 P: 7	R: 0 E: 0 K: 1 S: 5	H: 0 LOB: 0 BB: 0 P: 5	R: 0 E: 0 K: 0 S: 4	H: 1 LOB: 2 BB: 2 P: 11	R: 0 E: 0 K: 0 S: 3	H: 1 LOB: 1 BB: 0 P: 4	R: 0 E: 0 K: 1 S: 5	H: 0 LOB: 0 BB: 0 P: 5	R: 0 E: 0 K: 0 S: 4	H: 0 LOB: 0 BB: 0 P: 5		1B: 3 2B: 0 3B: 0 HR: 0	SF: 1 SAC: 0 DP: 1 HBP: 0	WP: 0 PB: 0 SB: 0 CS: 0
PITCHER	IP WLS BF H R ER SO BB IBB HBP BLK WP HR S P ERA WHIP																			
44 Casey Janssen, R	2.0 W 7 1 0 0 1 0 0 0 0 0 0 0 12 12 0.00 0.500																			
28 Shaun Marcum, R	2.0 6 0 0 0 3 0 0 0 0 0 0 0 5 5 0.00 0.000																			
Francisco Del Rosario, R	1.0 3 0 0 0 1 0 0 0 0 0 0 0 4 4 0.00 0.000																			
45 Lee Gronkiewicz, R	1.0 4 0 1 0 0 0 0 0 0 0 0 0 5 5 0.00 0.000																			
Ryan Houston, R	1.0 5 1 0 0 0 2 0 0 0 0 0 0 3 11 0.00 3.000																			
66 David Purcey, L Josh Banks, R	1.0 3 0 0 0 1 0 0 0 0 0 0 0 5 5 0.00 0.000																			

AB	29
R	1
H	3
RBI	1
BB	2
SO	6
LOB	8



Batter	1	2	3	4	5	6	7	8	9	AB	R	H	RBI	BB	SO	LOB	TOP					
Nook Logan, S (1, 8) OBP: 0.200, SLG: 0.143 22 Cameron Maybin, R7, PH (7, 8)	B1		G6-3			K	FC6-4		F9	3	0	0	0	0	1	0						
15 Brandon Inge, R (1, 5) OBP: 0.474, SLG: 0.647 28 Louis Ott, S (7, 5)	K			G5-3		F7		G4-3		3	0	0	0	0	1	0						
Carlos Pena, L (1, 10) OBP: 0.381, SLG: 0.188	G4-3			G4-3		K		K		4	0	0	0	0	2	0						
70 Josh Phelps, R (1, 3) OBP: 0.556, SLG: 1.000				G4-3				P4		4	1	2	0	0	0	0						
Reggie Taylor, L (1, 9) OBP: 0.353, SLG: 0.467	K					B5-3		F8		3	1	0	0	1	1	1						
72 Ryan Ludwick, R (1, 7) OBP: 0.357, SLG: 0.538	F7					F7		1B		3	1	1	0	0	0	1						
Mike Rabelo, S (1, 2) OBP: 0.556, SLG: 0.667	FC6-4					1B		1B		4	0	2	0	0	1	4						
39 Ramon Santiago, S (1, 6) OBP: 0.278, SLG: 0.133				K				F4		4	0	1	1	0	1	4						
Nick McIntyre, S (1, 4) OBP: 0.167, SLG: 0.167				G3-1				E6		4	0	1	1	0	0	4						
Inning Stats	R: 0 E: 0 K: 1 S: 5	H: 0 LOB: 0 BB: 0 P: 5	R: 0 E: 0 K: 1 S: 6	H: 1 LOB: 1 BB: 0 P: 6	R: 0 E: 0 K: 1 S: 5	H: 0 LOB: 0 BB: 0 P: 5	R: 0 E: 0 K: 0 S: 3	H: 0 LOB: 0 BB: 0 P: 3	R: 0 E: 0 K: 0 S: 5	H: 2 LOB: 2 BB: 0 P: 5	R: 0 E: 0 K: 2 S: 7	H: 0 LOB: 0 BB: 0 P: 7	R: 2 E: 1 K: 1 S: 8	H: 3 LOB: 2 BB: 1 P: 12	R: 0 E: 0 K: 1 S: 5	H: 0 LOB: 0 BB: 0 P: 5	R: 1 E: 0 K: 0 S: 5	H: 1 LOB: 2 BB: 0 P: 7	1B: 6 2B: 1 3B: 0 HR: 0	SF: 0 SAC: 0 DP: 0 HBP: 1	WP: 0 PB: 0 SB: 0 CS: 0	PA: 37
PITCHER	IP	WLS	BF	H	R	ER	SO	BB	IBB	HBP	BLK	WP	HR	S	P	ERA	WHIP					
7 Josh Towers, R (1, 1) ERA: 1.8	3.0	10	1	0	0	3	0	0	0	0	0	0	0	16	16	0.00	0.333					
Scott Schoeneweis, L (4, 1) ERA:	1.0	3	0	0	0	0	0	0	0	0	0	0	0	3	3	0.00	0.000					
Vinnie Chulk, R (5, 1) ERA:	1.0	5	2	0	0	0	0	0	0	0	0	0	0	5	5	0.00	2.000					
64 Ricky Romero, L (6, 1) ERA: 9.0	2.0	B	10	3	2	1	3	1	0	0	0	0	0	15	19	4.50	2.000					
48 Ty Taubenheim, R (8, 1) ERA:	1.0	3	0	0	0	1	0	0	0	0	0	0	0	5	5	0.00	0.000					
PITCHER	IP	WLS	BF	H	R	ER	SO	BB	IBB	HBP	BLK	WP	HR	S	P	ERA	WHIP					
67 Matt Blank, L (9, 1) ERA: 15.0	1.0	L	6	1	1	1	0	0	0	1	0	0	0	5	7	9.00	1.000					

Detroit Tigers @ Toronto Blue Jays
Knology Park, Dunedin, FL
Thu Mar 09 2006, 1:05 PM EST
Att: 2,843 - Sunny - 72 F

AB	35
R	3
H	7
RBI	2
BB	1
SO	7
LOB	18



Batter	1	2	3	4	5	6	7	8	9	AB	R	H	RBI	BB	SO	LOB	BOTTOM					
8 Russ Adams, L (1, 6) OBP: 0.214, SLG: 0.357 23 John Hattig, S (7, 5) OBP: 0.188, SLG: 0.250	F7		G6-3			P6		K		3	0	0	0	0	0	0						
2 Aaron Hill, R (1, 4) OBP: 0.286, SLG: 0.231 4 Ryan Roberts, R (7, 4) OBP: 0.188, SLG: 0.071	E4		P6			1B		F9		3	1	1	0	0	0	0						
17 Lyle Overbay, L (1, 3) OBP: 0.291, SLG: 0.167 Guillermo Quiroz, R (7, 2) OBP: 0.300, SLG: 0.667	G4-3					K		K		3	0	0	0	0	2	2						
Bengie Molina, R (1, 10) OBP: 0.143, SLG: 0.214 59 Curtis Thigpen, R (9, PH) OBP: 0.333, SLG: 0.474	G4-3					G6-3		G6-3		3	0	1	1	0	0	1						
John-Ford Griffin, L (1, 7) OBP: 0.500, SLG: 0.833 Rob Cosby, R (6, 7) OBP: 0.250, SLG: 0.158	G4-3					G5-3		P3		2	0	0	0	0	0	1						
Jason Phillips, R (1, 2) OBP: 0.467, SLG: 0.769								HR		2	1	1	1	1	0	0						
43 Kevin Barker, L (1, 9) OBP: 0.394, SLG: 0.650 21 Chad Mottola, R (6, 9) OBP: 0.200, SLG: 0.143						G4-3		P4		2	0	0	0	0	1	0						
6 John McDonald, R (1, 5) OBP: 0.091, SLG: 0.100						G5-3		G6-3		3	0	0	0	0	0	1						
68 Wayne Lydon, S (1, 8) OBP: 0.625, SLG: 0.733 Miguel Negron, L (6, 8) OBP: 0.412, SLG: 0.400						K		G5-3		2	0	0	0	0	1	0						
Inning Stats	R: 1 E: 1 K: 0 S: 5	H: 1 LOB: 1 BB: 0 P: 5	R: 0 E: 0 K: 1 S: 5	H: 0 LOB: 0 BB: 0 P: 5	R: 0 E: 0 K: 1 S: 5	H: 0 LOB: 0 BB: 0 P: 5	R: 0 E: 0 K: 1 S: 5	H: 0 LOB: 0 BB: 0 P: 5	R: 1 E: 0 K: 0 S: 4	H: 1 LOB: 0 BB: 0 P: 4	R: 0 E: 0 K: 1 S: 6	H: 1 LOB: 1 BB: 0 P: 6	R: 0 E: 0 K: 0 S: 3	H: 0 LOB: 0 BB: 1 P: 7	R: 0 E: 0 K: 1 S: 5	H: 1 LOB: 0 BB: 0 P: 6	R: 0 E: 0 K: 0 S: 3	H: 0 LOB: 0 BB: 0 P: 3	1B: 3 2B: 0 3B: 0 HR: 1	SF: 0 SAC: 0 DP: 0 HBP: 0	WP: 0 PB: 0 SB: 0 CS: 1	PA: 33
PITCHER	IP	WLS	BF	H	R	ER	SO	BB	IBB	HBP	BLK	WP	HR	S	P	ERA	WHIP					
Joel Zumaya, R (1, 1) ERA: 7.71	3.0	11	1	1	0	2	0	0	0	0	0	0	0	15	15	0.00	0.333					
Chad Durbin, R (4, 1) ERA: 5.4	2.0	7	1	1	1	1	0	0	0	0	0	0	1	9	9	4.50	0.500					
Jamie Walker, L (6, 1) ERA:	1.0	4	1	0	0	1	0	0	0	0	0	0	0	6	6	0.00	1.000					
Frankie De La Cruz, R (7, 1) ERA:	2.0	W	7	1	0	0	1	1	0	0	0	0	0	8	13	0.00	1.000					
68 Hector Mercado, L (9, 1) ERA: 9.0	1.0	S	3	0	0	0	0	0	0	0	0	0	0	3	3	0.00	0.000					

Detroit Tigers @ Toronto Blue Jays
Knology Park, Dunedin, FL
Thu Mar 09 2006, 1:05 PM EST
Att: 2,843 - Sunny - 72 F


AB	31
R	2
H	4
RBI	2
BB	1
SO	5
LOB	8




Batter	1	2	3	4	5	6	7	8	9	AB	R	H	RBI	BB	SO	LOB	TOP			
4 Ryan Roberts, R OBP: 0.304, SLG: 0.429										4	1	2	1	0	0	0	Toronto Blue Jays @ Detroit Tigers Joker Marchant Stadium, Lakeland, FL Sun Mar 12 2006, 1:05 PM EST Att: 5,923 - Partly Cloudy - 77 F			
Sergio Santos, R OBP: 0.300, SLG: 0.444										4	1	2	1	0	0	1				
17 Lyle Overbay, L OBP: 0.188, SLG: 0.133 18 Chip Cannon, L										3	0	0	0	0	1	1				
25 Troy Glaus, R OBP: 0.375, SLG: 0.500 46 Luis Figueroa, S OBP: 0.400, SLG: 0.389										3	0	1	0	0	0	1				
Bengie Molina, R OBP: 0.150, SLG: 0.200 Jason Phillips, R OBP: 0.389, SLG: 0.625										3	0	1	0	0	0	1				
John-Ford Griffin, L OBP: 0.409, SLG: 0.600 Adam Lind, L OBP: 0.250, SLG: 0.250										3	0	1	0	0	0	2				
Guillermo Quiroz, R OBP: 0.214, SLG: 0.462										3	0	0	0	0	1	2				
21 Chad Mottola, R OBP: 0.200, SLG: 0.111 68 Wayne Lydon, S OBP: 0.545, SLG: 0.690										3	0	0	0	0	1	1				
Miguel Negron, L OBP: 0.375, SLG: 0.409										3	1	1	0	0	0	0				
Inning Stats	R: 2 E: 0 K: 0 S: 6	H: 2 LOB: 0 BB: 0 P: 6	R: 0 E: 0 K: 0 S: 3	H: 1 LOB: 0 BB: 0 P: 3	R: 1 E: 0 K: 0 S: 5	H: 2 LOB: 1 BB: 0 P: 5	R: 0 E: 0 K: 1 S: 6	H: 1 LOB: 1 BB: 0 P: 6	R: 0 E: 0 K: 1 S: 5	H: 0 LOB: 0 BB: 0 P: 5	R: 0 E: 0 K: 1 S: 4	H: 1 LOB: 0 BB: 0 P: 4	R: 0 E: 0 K: 1 S: 5	H: 1 LOB: 0 BB: 0 P: 5	R: 0 E: 0 K: 1 S: 5	H: 1 LOB: 0 BB: 0 P: 5		1B: 6 2B: 3 3B: 1 HR: 0	SF: 0 SAC: 0 DP: 2 HBP: 0	WP: 1 PB: 0 SB: 0 CS: 2
PITCHER	IP WLS BF H R ER SO BB IBB HBP BLK WP HR S P ERA WHIP																			
Mike Maroth, L ERA: 9.0	(1, 1) 3.0 L 13 5 3 3 0 0 0 0 0 0 0 1 0 14 14 9.00 1.667																			
43 Roman Colon, R ERA: 3.38	(4, 1) 3.0 11 2 0 0 2 0 0 0 0 0 0 0 0 15 15 0.00 0.667																			
Jamie Walker, L ERA:	(7, 1) 1.0 3 0 0 0 1 0 0 0 0 0 0 0 0 5 5 0.00 0.000																			
Frankie De La Cruz, R ERA:	(8, 1) 1.0 3 1 0 0 1 0 0 0 0 0 0 0 0 4 4 0.00 1.000																			
Chad Durbin, R ERA: 4.5	(9, 1) 1.0 3 1 0 0 1 0 0 0 0 0 0 0 0 5 5 0.00 1.000																			

Batter	1	2	3	4	5	6	7	8	9	AB	R	H	RBI	BB	SO	LOB	BOTTOM			
28 Curtis Granderson, L OBP: 0.552, SLG: 0.650 24 Brent Cleven, R OBP: 0.542, SLG: 1.000										4	0	2	0	0	0	1	Toronto Blue Jays @ Detroit Tigers Joker Marchant Stadium, Lakeland, FL Sun Mar 12 2006, 1:05 PM EST Att: 5,923 - Partly Cloudy - 77 F			
Nook Logan, S OBP: 0.130, SLG: 0.091										4	0	0	0	0	2	3				
31 Chris Shelton, R OBP: 0.345, SLG: 0.625										3	0	1	0	1	1	1				
Carlos Pena, L OBP: 0.357, SLG: 0.261 70 Josh Phelps, R OBP: 0.550, SLG: 0.938										3	0	0	0	0	2	1				
Don Kelly, L OBP: 0.314, SLG: 0.424										4	0	1	0	0	1	0				
72 Ryan Ludwick, R OBP: 0.316, SLG: 0.611 Reggie Taylor, L OBP: 0.348, SLG: 0.400										3	0	0	0	0	2	1				
15 Brandon Inge, R OBP: 0.481, SLG: 0.750										4	1	2	1	0	0	1				
13 Vance Wilson, R OBP: 0.316, SLG: 0.500 79 Chris Robinson, R										2	0	1	0	0	1	1				
Tony Giarratano, S OBP: 0.143, SLG: 0.143										3	0	0	0	0	2	2				
Inning Stats	R: 0 E: 0 K: 1 S: 5	H: 0 LOB: 1 BB: 1 P: 9	R: 0 E: 0 K: 2 S: 8	H: 1 LOB: 0 BB: 0 P: 8	R: 0 E: 0 K: 1 S: 5	H: 0 LOB: 0 BB: 0 P: 5	R: 1 E: 0 K: 0 S: 5	H: 2 LOB: 1 BB: 0 P: 5	R: 0 E: 0 K: 3 S: 9	H: 0 LOB: 0 BB: 0 P: 9	R: 0 E: 0 K: 2 S: 8	H: 1 LOB: 1 BB: 0 P: 8	R: 0 E: 0 K: 0 S: 4	H: 2 LOB: 0 BB: 0 P: 4	R: 0 E: 0 K: 1 S: 5	H: 0 LOB: 0 BB: 0 P: 5		1B: 6 2B: 0 3B: 0 HR: 1	SF: 0 SAC: 0 DP: 1 HBP: 0	WP: 0 PB: 0 SB: 1 CS: 0
PITCHER	IP WLS BF H R ER SO BB IBB HBP BLK WP HR S P ERA WHIP																			
32 Roy Halladay, R ERA:	(1, 1) 4.0 W 15 2 0 0 6 1 0 0 0 0 0 0 1 26 30 0.00 0.750																			
71 James Baldwin, R ERA: 9.0	(5, 1) 1.0 5 2 1 1 0 0 0 0 0 0 0 0 1 5 5 9.00 2.000																			
44 Casey Janssen, R ERA:	(6, 1) 1.0 H 3 0 0 0 3 0 0 0 0 0 0 0 0 9 9 0.00 0.000																			
28 Shaun Marcum, R ERA: 4.5	(7, 1) 1.0 H 4 1 0 0 2 0 0 0 0 0 0 0 0 8 8 0.00 1.000																			
67 Matt Blank, L ERA: 11.25	(8, 1) 1.0 H 4 2 0 0 0 0 0 0 0 0 0 0 0 4 4 0.00 2.000																			
48 Ty Taubenheim, R ERA:	(9, 1) 1.0 S 3 0 0 0 1 0 0 0 0 0 0 0 0 5 5 0.00 0.000																			

AB 33
R 3
H 9
RBI 2
BB 0
SO 5
LOB 11



AB 33
R 1
H 7
RBI 1
BB 1
SO 12
LOB 13



livebaseballscores.com

livebaseballscores.com

Batter	1	2	3	4	5	6	7	8	9	AB	R	H	RBI	BB	SO	LOB	TOP									
4 Ryan Roberts, R OBP: 0.310, SLG: 0.500 (1, 4)	F9		L8		L4		K			5	1	2	1	1	1		Toronto Blue Jays @ Cleveland Indians Chain of Lakes Park, Winter Haven, FL Tue Mar 14 2006, 1:05 PM EST Att: 3,402 - Sunny - 81 F									
Sergio Santos, R OBP: 0.292, SLG: 0.409 Shaun Skrehot, R (7, 6)	F8		G4-6-3 1B		G4-3		P3			4	0	1	0	0	0	0										
John Ford Griffin, L OBP: 0.241, SLG: 0.333 Rob Cosby, R (7, 7)			G4-6-3 1B					K	G5-3	3	0	2	0	0	0	1										
43 Kevin Barker, L OBP: 0.353, SLG: 0.548 49 Erik Kratz, R OBP: 0.600, SLG: 2.200 (8, PH) (8, 3)	G4-3			G1-3	K			HR	51 HR 3B	3	0	0	0	0	1	2										
23 John Hattig, S OBP: 0.100, SLG: 0.150 27 Brad Hassey, R (8, 5)		G4-3		G4-3		E6 FC6-4		L9	51 HR BB	4	0	0	0	0	0	0										
Guillermo Quiroz, R OBP: 0.176, SLG: 0.375 51 Mike Mahoney, R OBP: 1.000, SLG: 4.000 (1, 2) (6, 2)	F9			F7		FC6-4 21 1B		35 BB BB	HR	3	0	0	0	0	1	0										
21 Chad Mottola, R OBP: 0.176, SLG: 0.375 35 Ron Davenport, L OBP: 0.750, SLG: 1.333 (1, 9) (7, 9)					HR	59 G4-6-3 1B		BB	39 PB 3B	2	1	2	1	1	0	0										
59 Curtis Thigpen, R OBP: 0.323, SLG: 0.414 (1, 10)					HR	G4-6-3		P4	K	5	1	2	0	0	1	5										
Miguel Negron, L OBP: 0.383, SLG: 0.538 39 Justin Singleton, L OBP: 0.500, SLG: 0.250 (1, 8) (7, 8)	F8				HR				4 CS 1B	3	1	2	2	0	0	2										
Inning Stats	R: 0 E: 0 K: 0 S: 4	H: 1 LOB: 1 BB: 4 P: 4	R: 0 E: 0 K: 0 S: 4	H: 1 LOB: 2 BB: 1 P: 8	R: 0 E: 0 K: 0 S: 3	H: 1 LOB: 0 BB: 0 P: 3	R: 0 E: 0 K: 0 S: 3	H: 0 LOB: 0 BB: 0 P: 3	R: 3 E: 0 K: 1 S: 9	H: 4 LOB: 1 BB: 0 P: 9	R: 0 E: 1 K: 0 S: 4	H: 1 LOB: 1 BB: 0 P: 4	R: 0 E: 0 K: 1 S: 5	H: 1 LOB: 0 BB: 0 P: 5	R: 1 E: 0 K: 1 S: 6	H: 1 LOB: 2 BB: 14 P: 14		R: 7 E: 0 K: 1 S: 10	H: 5 LOB: 2 BB: 4 P: 26	1B: 7 2B: 1 3B: 2 HR: 5	SF: 0 SAC: 0 DP: 2 HBP: 0	WP: 0 PB: 1 SB: 0 CS: 1	PA: 47			
PITCHER	IP	WLS	BF	H	R	ER	SO	BB	IBB	HBP	BLK	WP	HR	S	P	ERA		WHIP								
Jason Johnson, R ERA: 3.6 (1, 1)	4.0		15	3	0	0	0	1	0	0	0	0	0	14	18	0.00		1.000								
Bob Wickman, R ERA: 8.75 (5, 1)	1.0		7	4	3	3	1	0	0	0	0	0	2	9	9	27.00	4.000									
Jason Davis, R ERA: 4.0 (6, 1)	1.0	H	4	1	0	0	0	0	0	0	0	0	0	4	4	0.00	1.000									
59 Matt Miller, R ERA: 1.5 (7, 1)	1.0	H	3	1	0	0	1	0	0	0	0	0	0	5	5	0.00	1.000									
Jason Stanford, L ERA: 13.5 (8, 1)	1.1	L	12	4	6	6	1	4	0	0	0	0	2	10	26	40.50	6.000									
46 Ben Howard, R ERA: 2.7 (9, 1)	0.2		6	2	2	1	1	2	0	0	0	0	0	1	14	13.50	6.000									

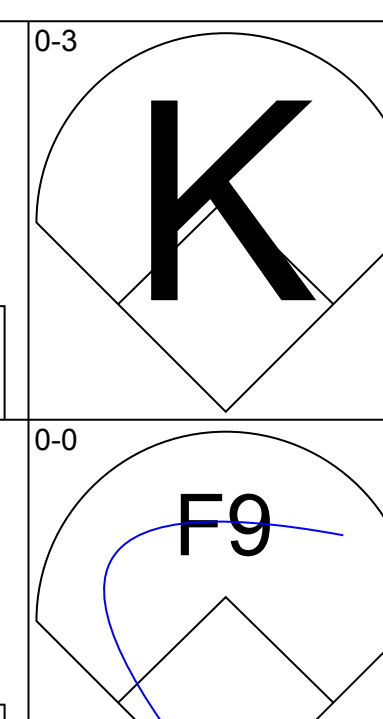
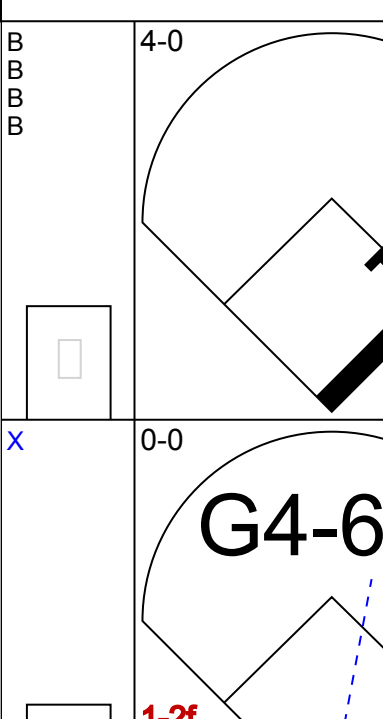
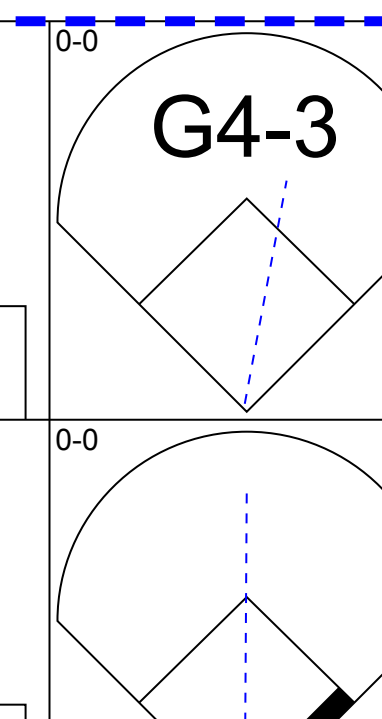
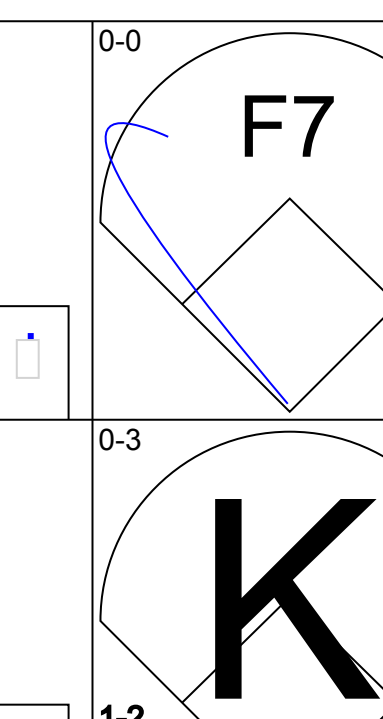
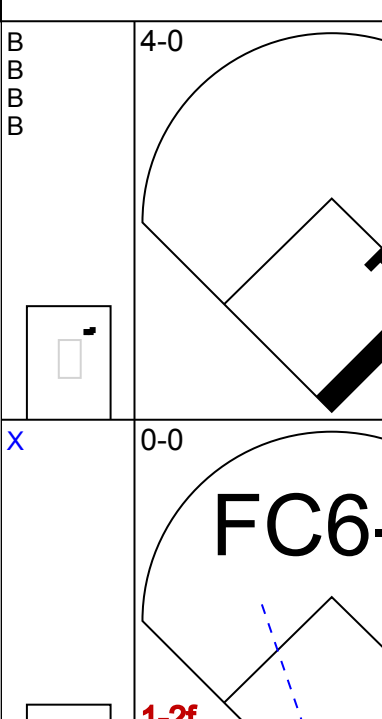
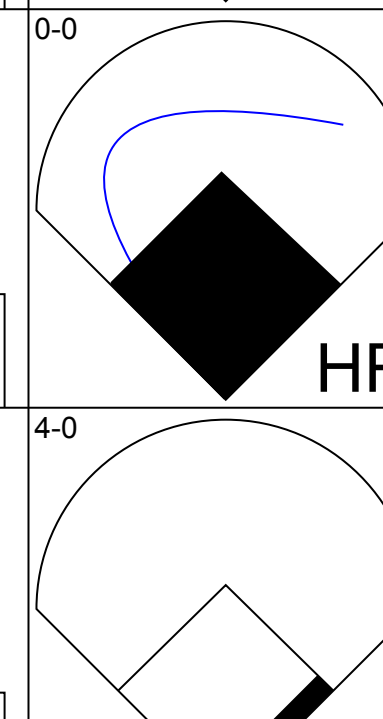

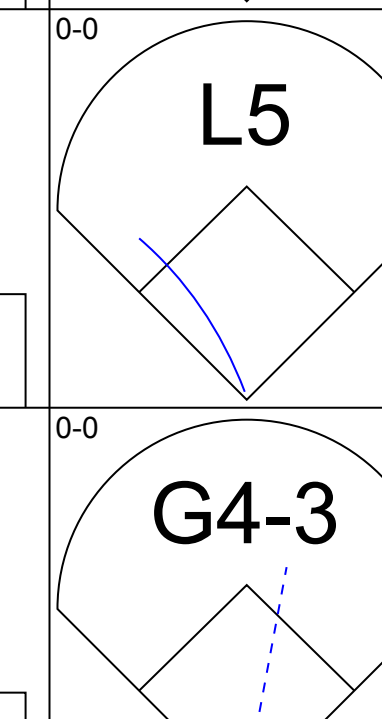
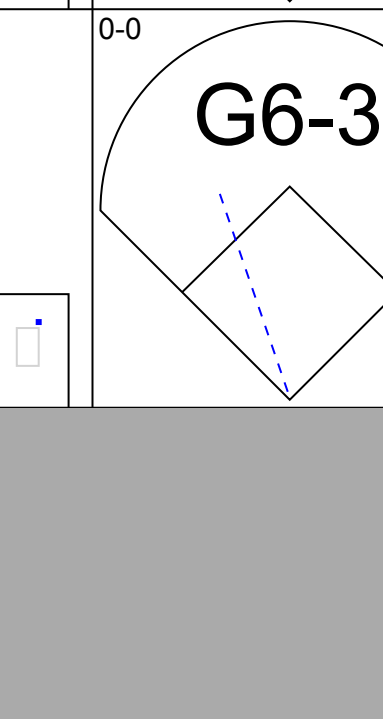

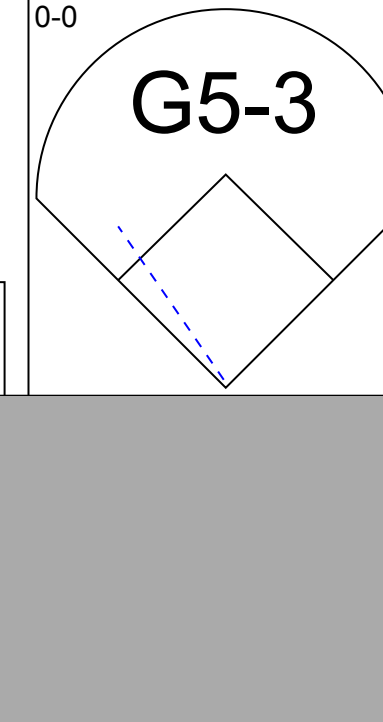
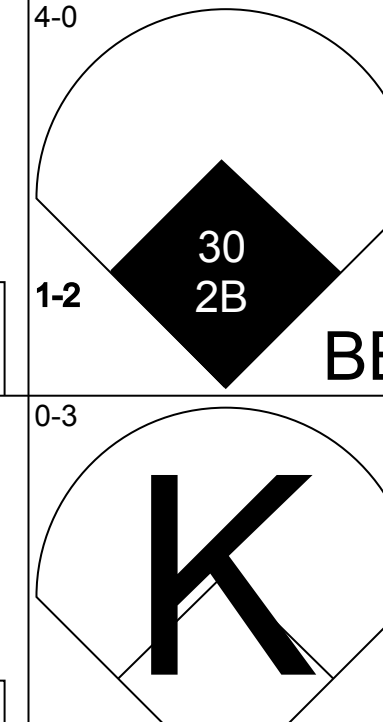



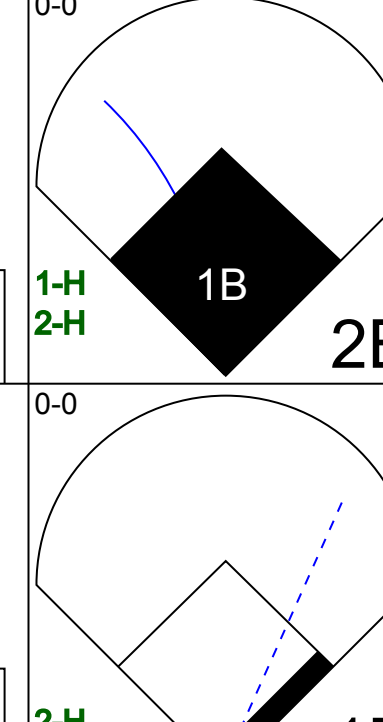



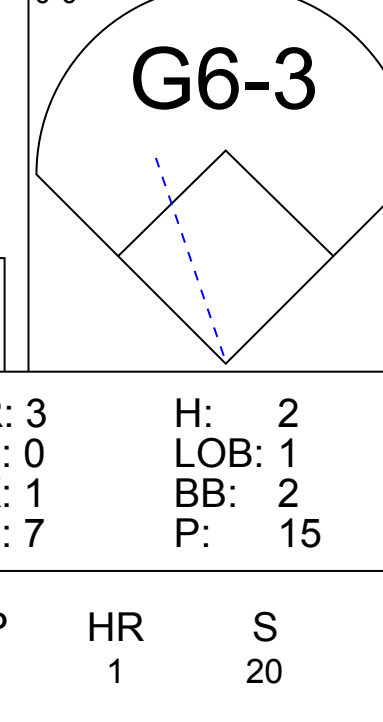
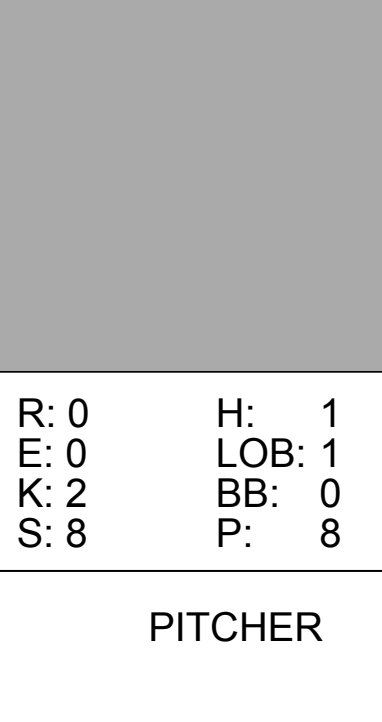
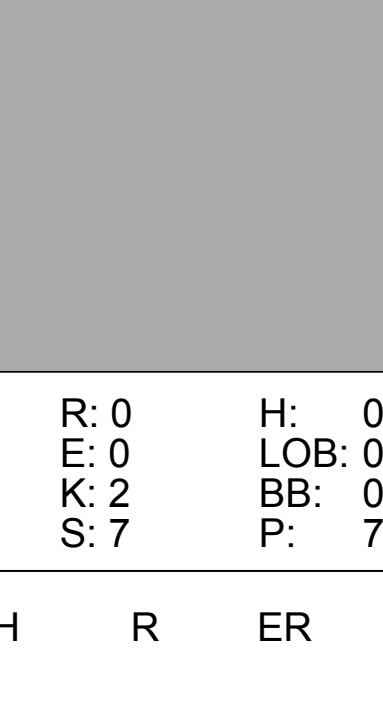
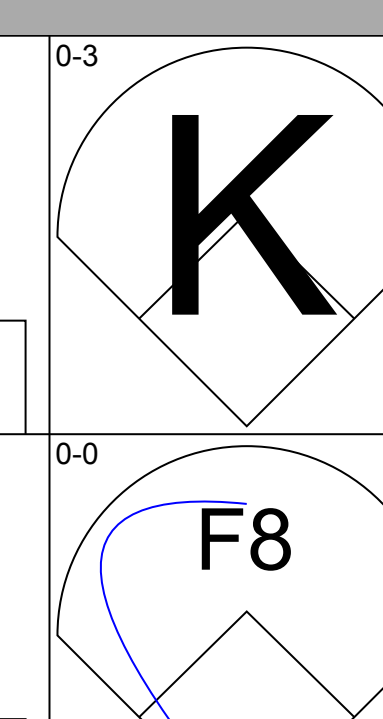
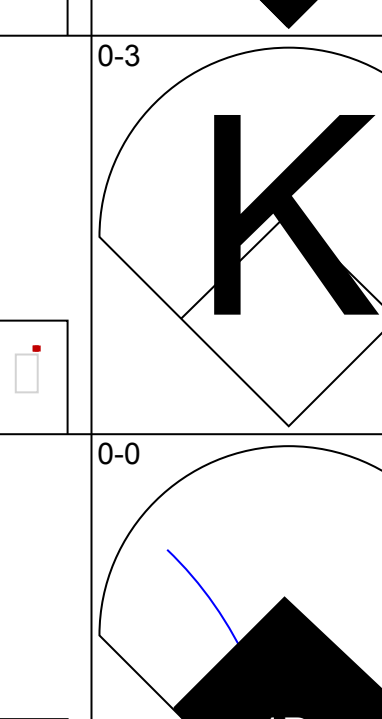
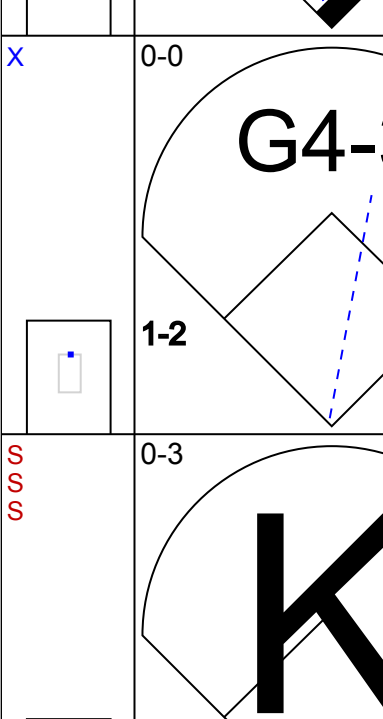
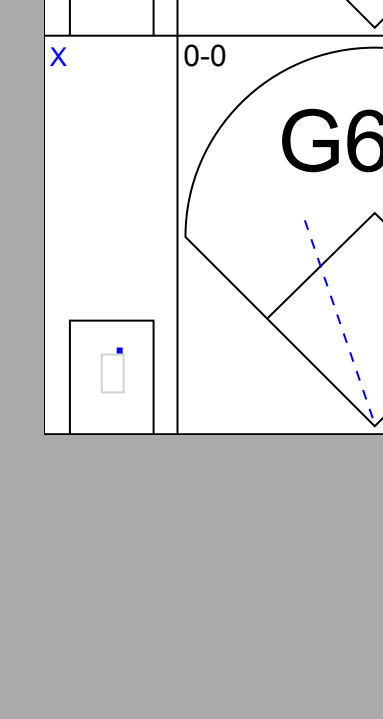
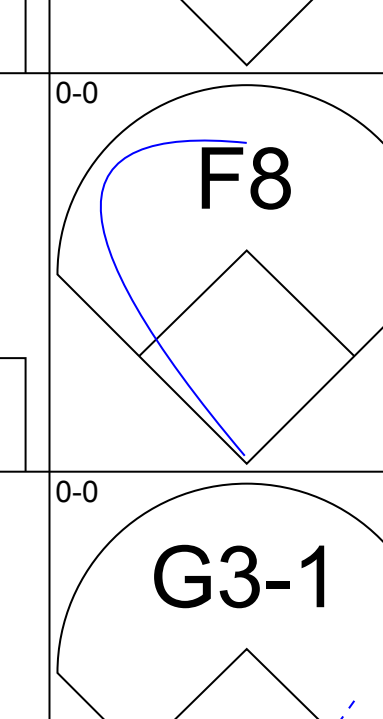
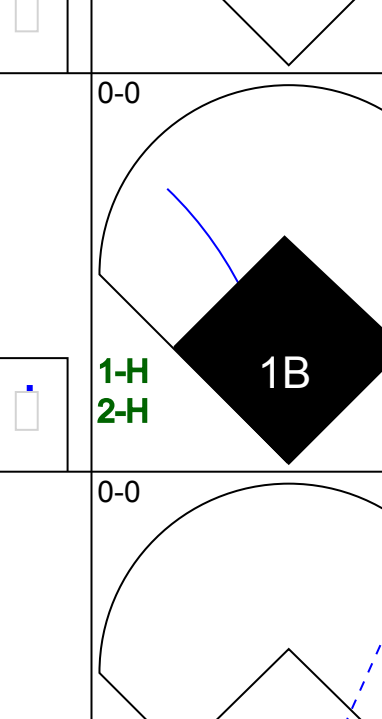
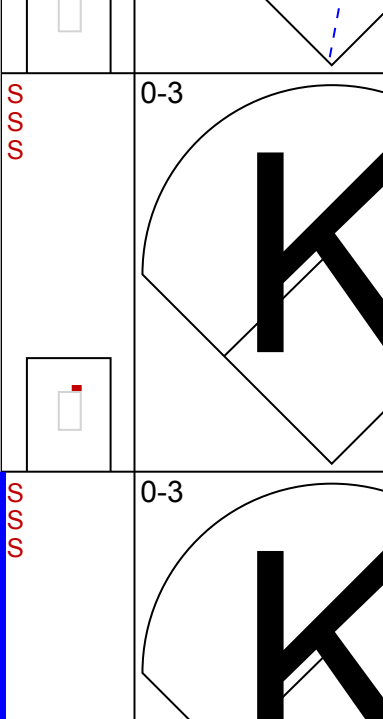
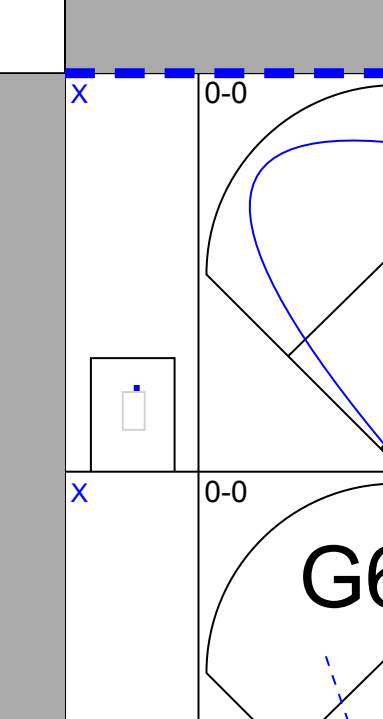
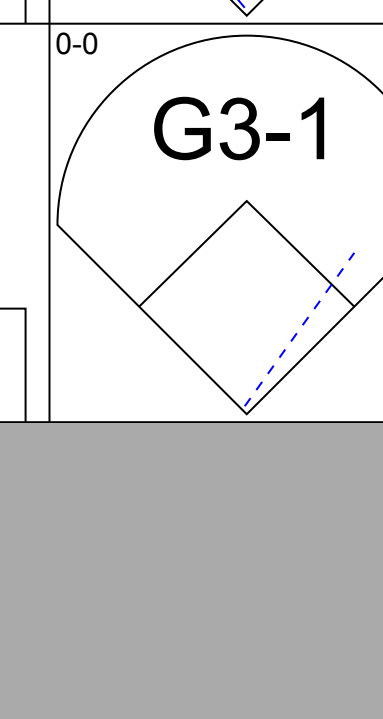
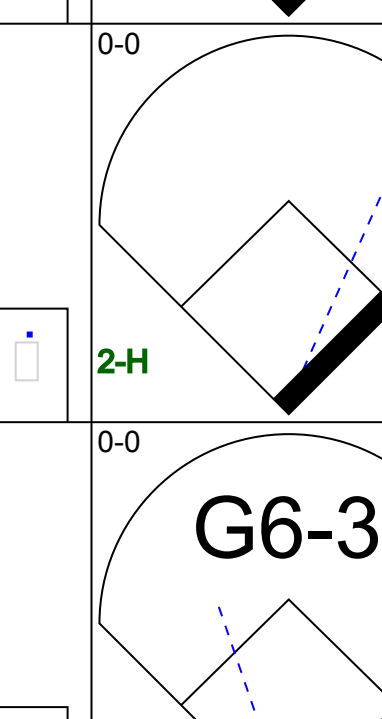
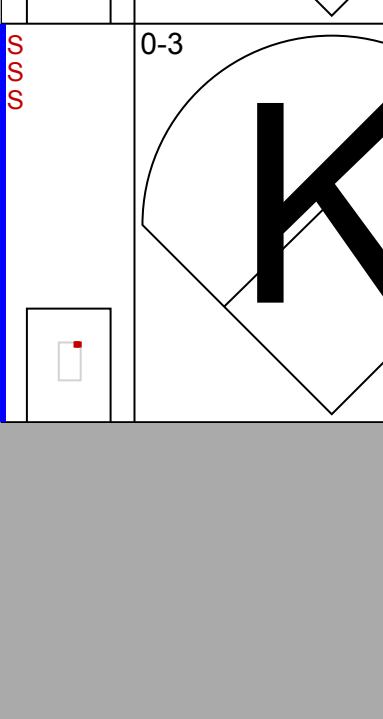
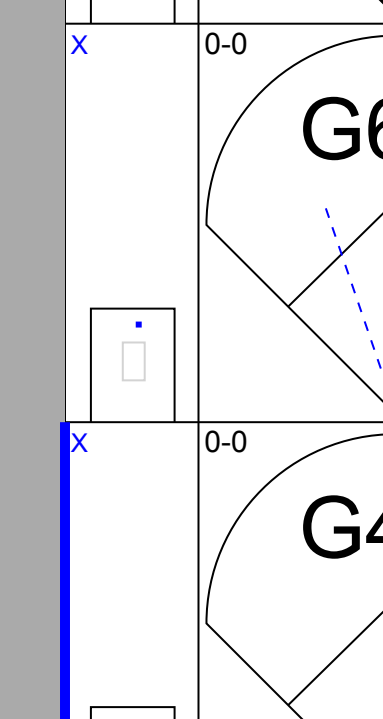
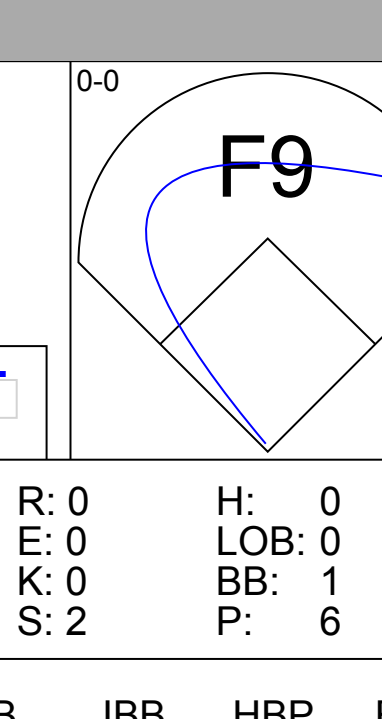
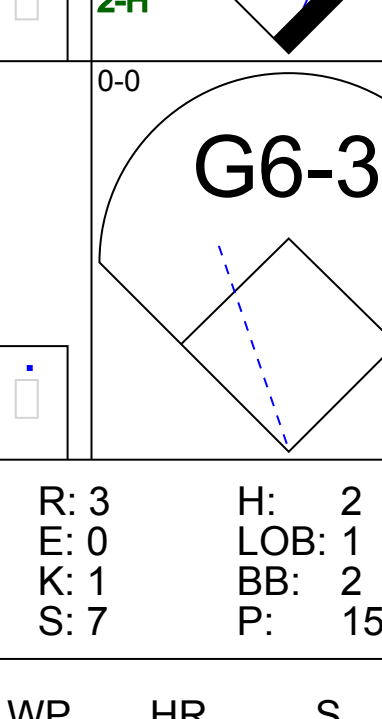
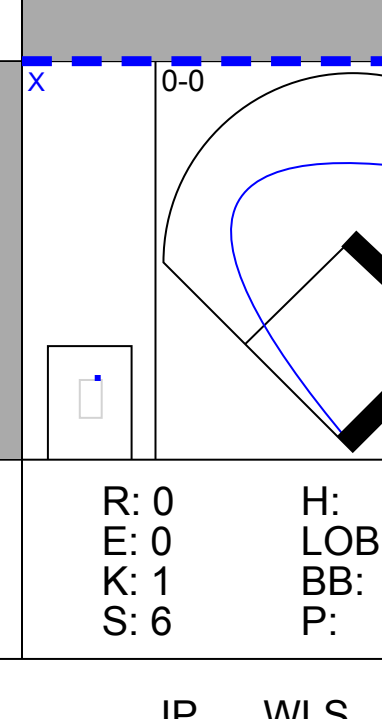
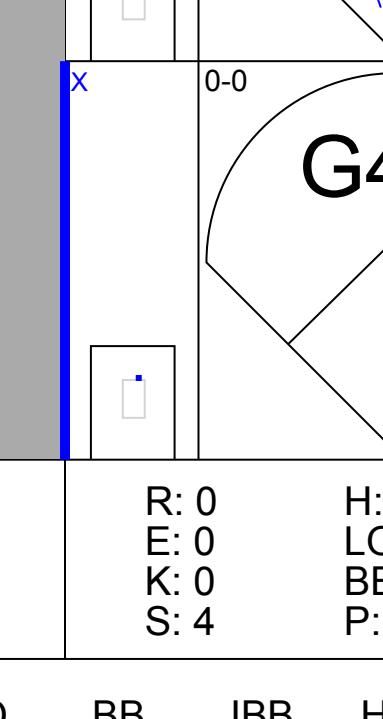
AB 40
R 11
H 15
RBI 10
BB 7
SO 4
LOB 15

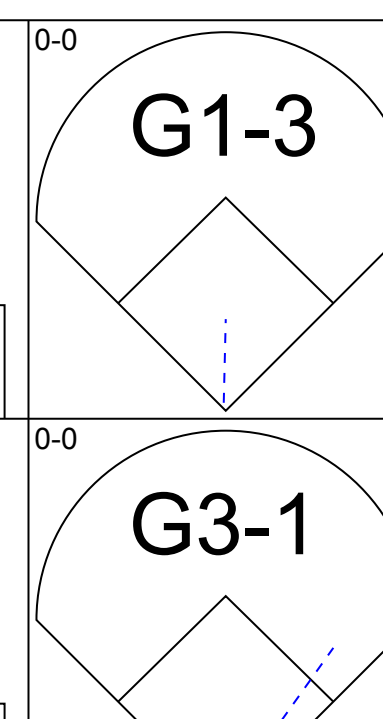
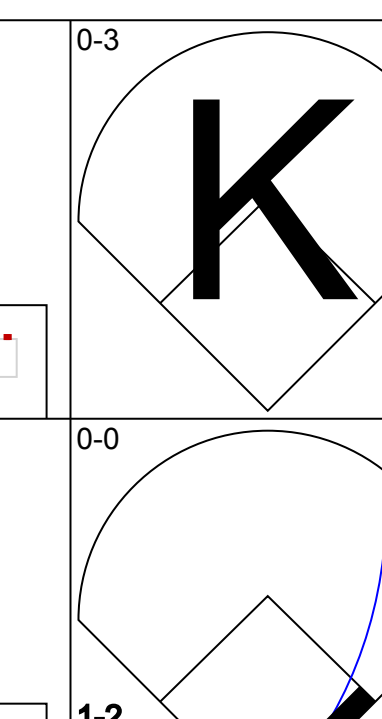
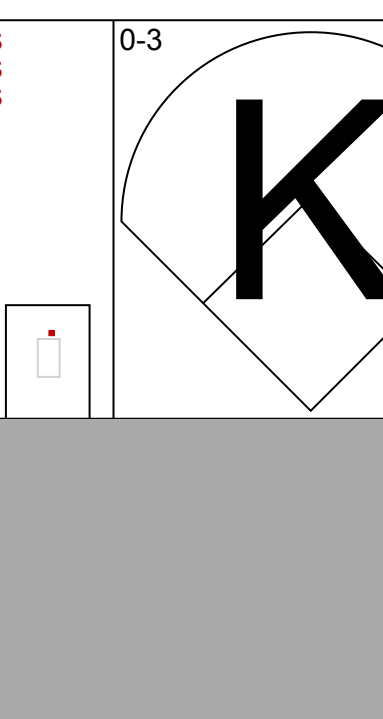
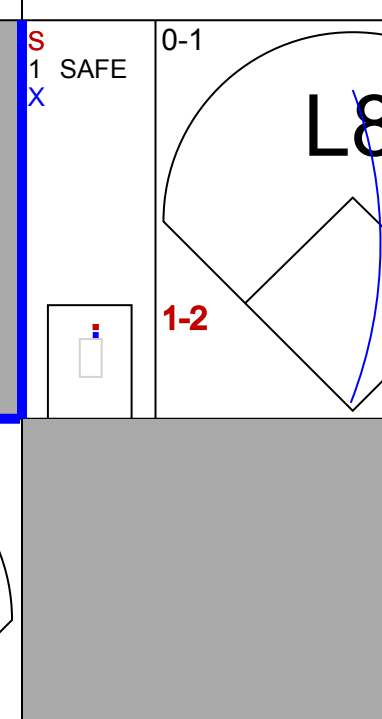
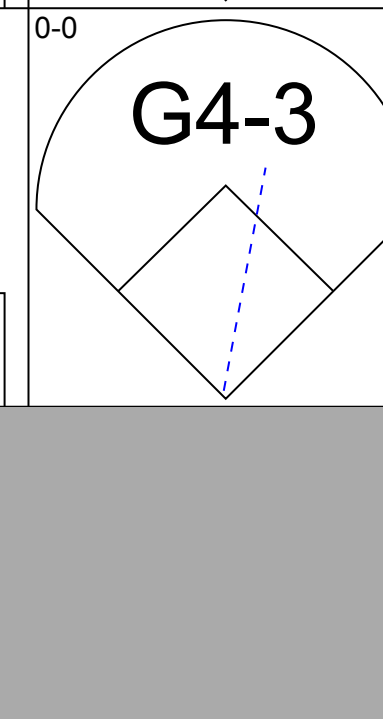
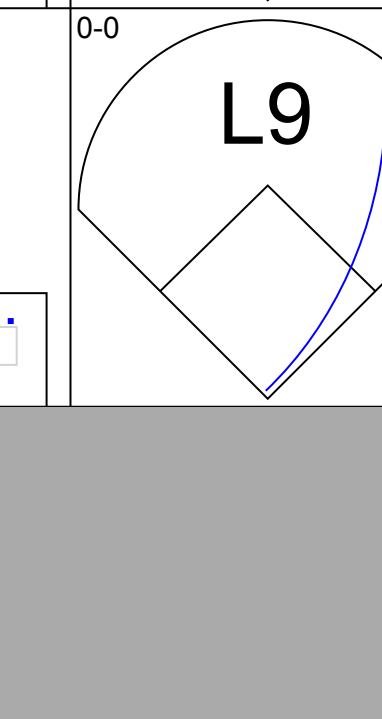
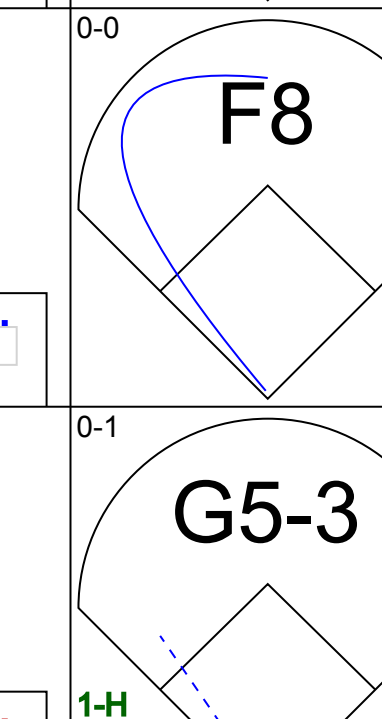
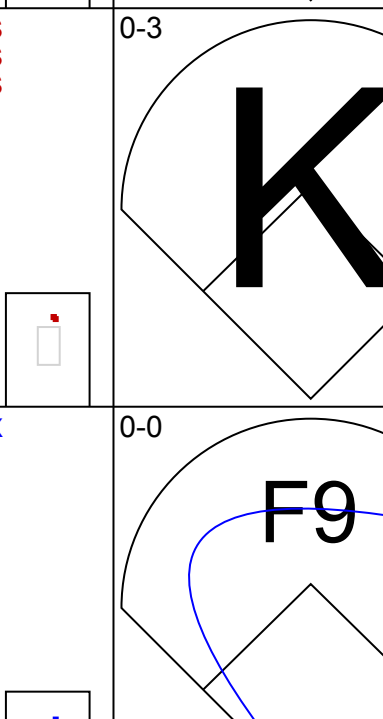


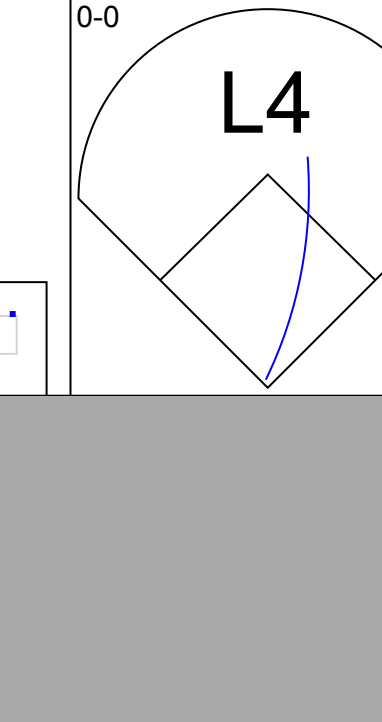
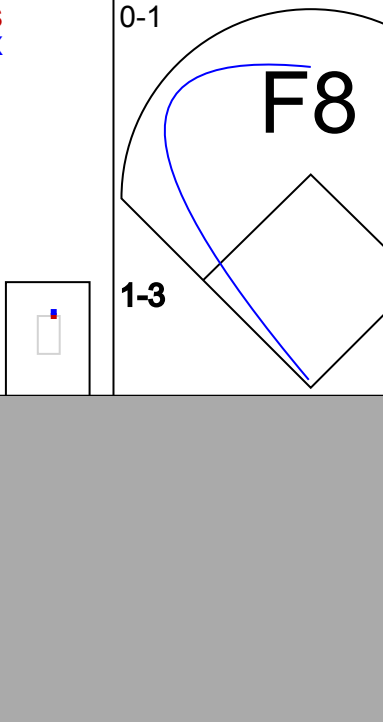
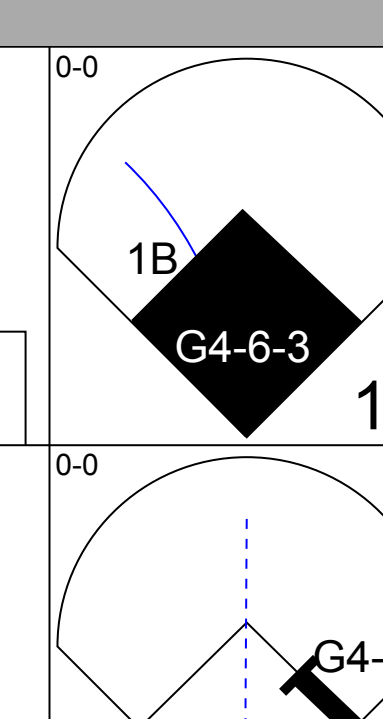
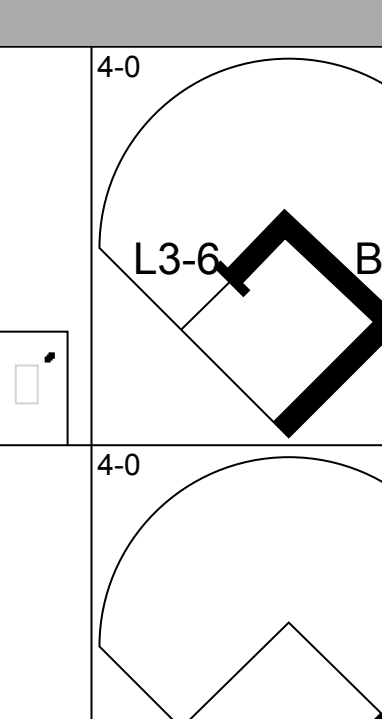
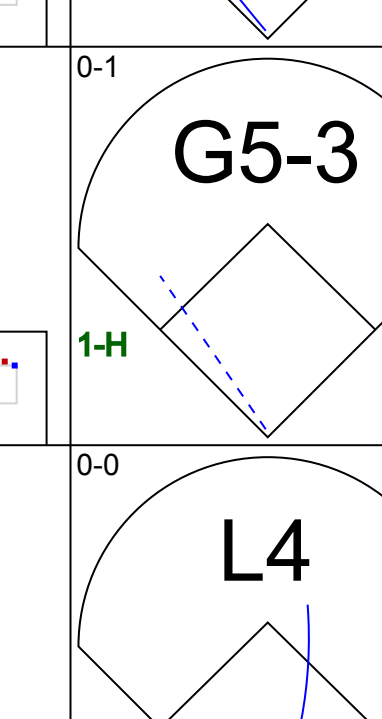
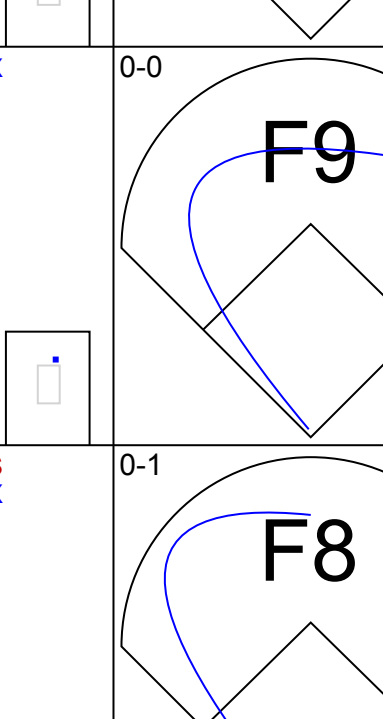
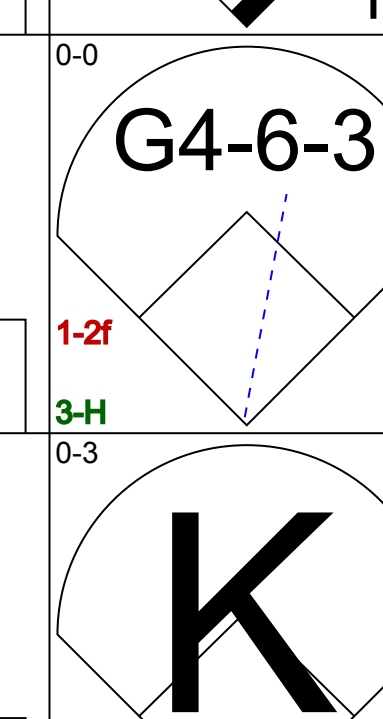
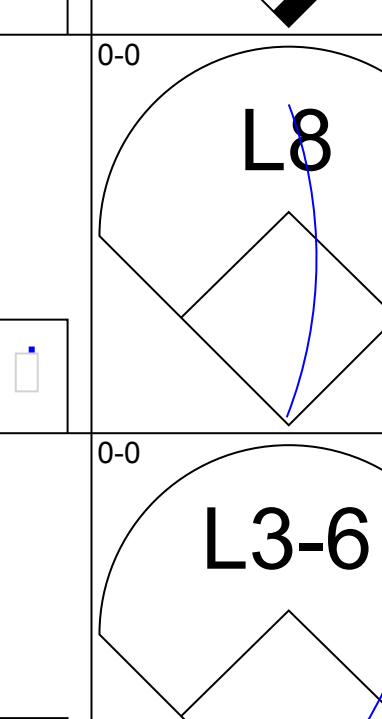




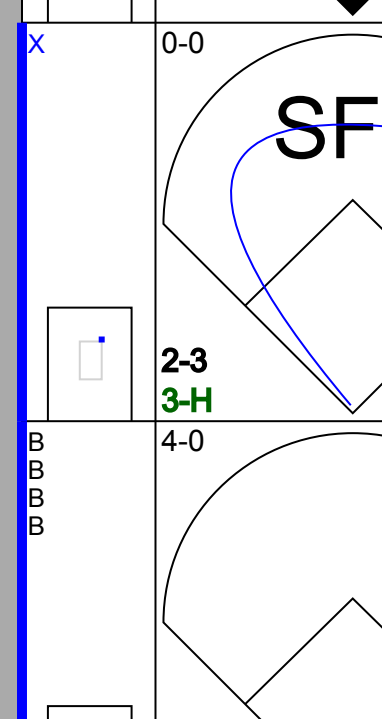
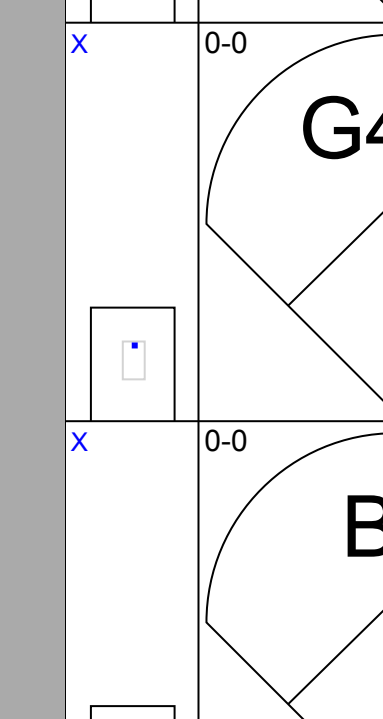
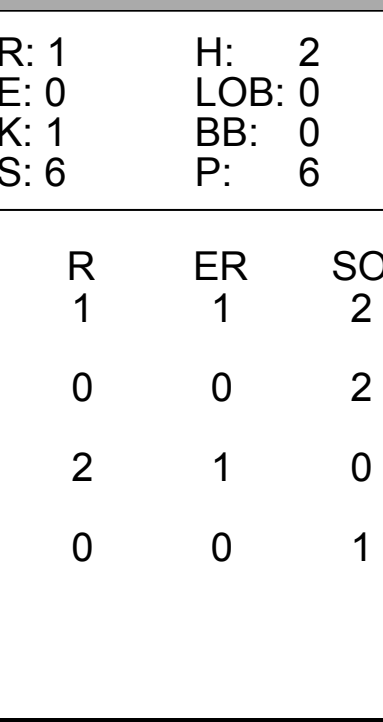
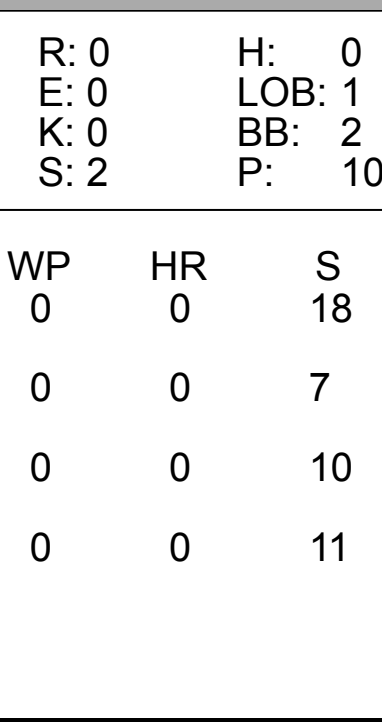

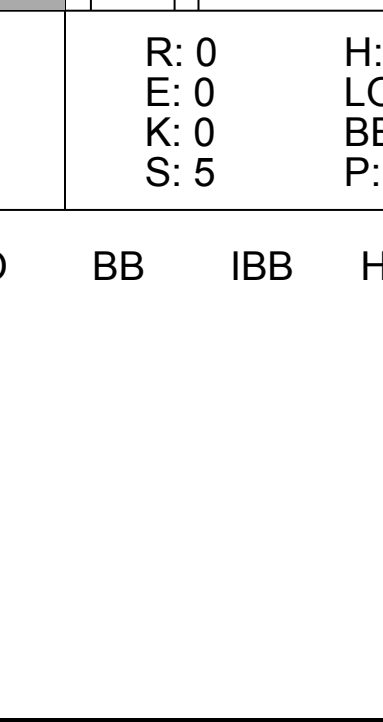
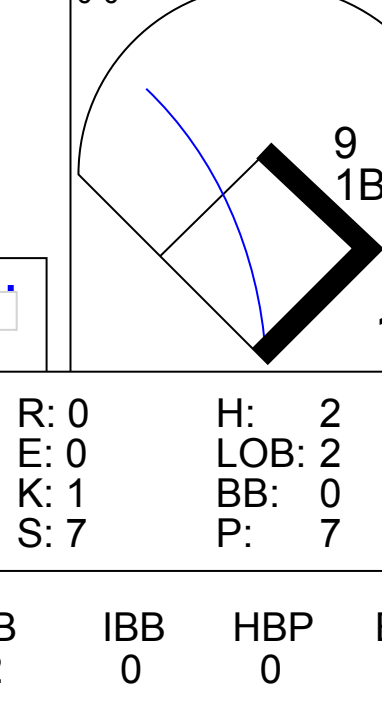
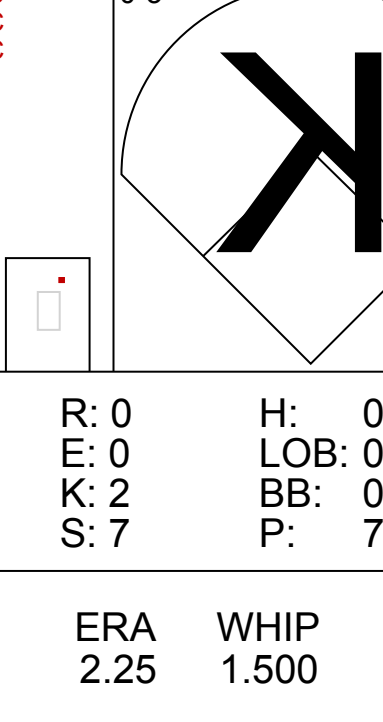
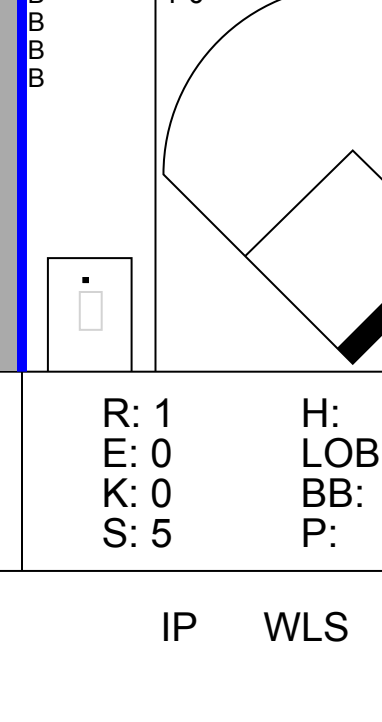
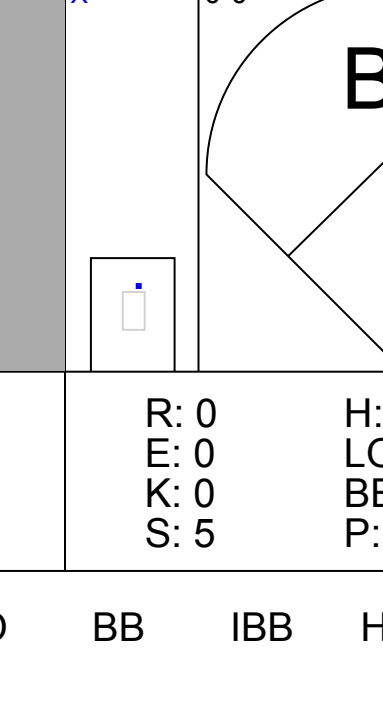

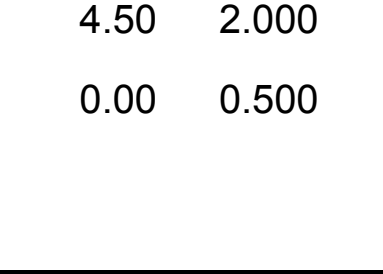




Batter	1	2	3	4	5	6	7	8	9	AB	R	H	RBI	BB	SO	LOB	BOTTOM									
24 Grady Sizemore, L OBP: 0.500, SLG: 0.696 Joe Inglett, L OBP: 0.421, SLG: 0.375 (1, 8) (7, 8)	L7	G4-3				F8		62 2B 1B		4	0	1	1	0	0	0	Toronto Blue Jays @ Cleveland Indians Chain of Lakes Park, Winter Haven, FL Tue Mar 14 2006, 1:05 PM EST Att: 3,402 - Sunny - 81 F									
Todd Hollandsworth, L OBP: 0.296, SLG: 0.360 62 Todd Donovan, R OBP: 0.283, SLG: 0.611 (1, 9) (7, 9)	48 BB 30 1B 2 E	G3			F7		K			4	1	1	0	0	1	1										
2 Johnny Perella, R OBP: 0.350, SLG: 0.571 Lou Merloni, R OBP: 0.438, SLG: 0.583 (1, 6) (7, 6)	48 BB 30 1B BB	G6-3			G1-3		P4	F8		2	1	0	0	1	0	1										
48 Travis Hafner, L OBP: 0.636, SLG: 1.059 Dave Wallace, R OBP: 1.000, SLG: 2.000 (1, 10) (7, PR) (8, 10)	10 BB 30 1B BB					HR		2B BB		2	1	2	1	2	0	0										
Ben Broussard, L OBP: 0.300, SLG: 0.357 Stephen Head, L (1, 3) (8, 3)	K				F7			F9		3	0	1	0	1	1	4										
30 Andy Marte, R OBP: 0.423, SLG: 0.696 Pat Osborn, R OBP: 0.500, SLG: 0.500 (1, 5) (8, 5)	10 BB 1B				K			F7		4	0	1	2	0	2	5										
10 Kelly Shoppach, R OBP: 0.350, SLG: 0.143 Armando Camacaro, R OBP: 0.200, SLG: 0.200 (1, 2) (8, 2)	38 C5-4 BB				K			F9		3	0	0	0	1	2	5										
38 Franklin Gutierrez, R OBP: 0.333, SLG: 0.174 Brian Barton, R OBP: 0.200, SLG: 0.400 (1, 7) (8, 7)	FC5-4 1B				B1-3			F8		3	0	0	0	0	4	0										
Brandon Phillips, R OBP: 0.407, SLG: 0.680 Nluman Romero, S (1, 4) (8, 4)						24 2B 2B		L5		3	2	2	1	0	0	0										
Inning Stats	R: 2 E: 1 K: 1 S: 7	H: 2 LOB: 3 BB: 3 P: 19	R: 1 E: 0 K: 0 S: 4	H: 1 LOB: 0 BB: 0 P: 4	R: 0 E: 0 K: 2 S: 8	H: 1 LOB: 1 BB: 0 P: 8	R: 1 E: 0 K: 0 S: 5	H: 2 LOB: 1 BB: 0 P: 5	R: 1 E: 0 K: 0 S: 4	H: 1 LOB: 1 BB: 1 P: 8	R: 0 E: 0 K: 1 S: 5	H: 0 LOB: 0 BB: 0 P: 5	R: 0 E: 0 K: 2 S: 8	H: 1 LOB: 3 BB: 1 P: 12	R: 0 E: 0 K: 1 S: 7	H: 2 LOB: 2 BB: 0 P: 7		R: 0 E: 0 K: 1 S: 6	H: 1 LOB: 1 BB: 0 P: 6	1B: 4 2B: 5 3B: 0 HR: 2	SF: 0 SAC: 0 DP: 0 HBP: 0	WP: 0 PB: 0 SB: 0 CS: 0	PA: 43			
PITCHER	IP	WLS	BF	H	R	ER	SO	BB	IBB	HBP	BLK	WP	HR	S	P	ERA		WHIP								
7 Josh Towers, R ERA: 5.0 (1, 1)	4.0		21	6	4	4	3	3	0	0	0	0	1	24	36	9.00		2.250								
Francisco Del Rosario, R ERA: 2.84 (5, 1)	1.0		5	1	1	1	0	1	0	0	0	0	1	4	8	9.00	2.000									
Josh Banks, R ERA: 1.5 (6, 1)	2.0		8	1	0	0	3	1	0	0	0	0	0	13	17	0.00	1.000									
45 Lee Gronkiewicz, R ERA: 1.5 (8, 1)	1.0	W	5	2	0	0	1	0	0	0	0	0	0	7	7	0.00	2.000									
44 Casey Janssen, R ERA: 1.0 (9, 1)	1.0		4	1	0	0	1	0	0	0	0	0	0	6	6	0.00	1.000									

AB 38
R 5
H 11
RBI 5
BB 5
SO 8
LOB 25



Batter	1	2	3	4	5	6	7	8	9	AB	R	H	RBI	BB	SO	LOB	TOP			
38 Franklin Gutierrez, R (1.8) OBP: 0.333, SLG: 0.160 62 Todd Donovan, R (5.8) OBP: 0.286, SLG: 0.579										2	0	0	0	1	1	0	Cleveland Indians @ Toronto Blue Jays Knology Park, Dunedin, FL Wed Mar 15 2006, 1:05 PM EST Att. 4,211 - Partly Cloudy - 72 F			
Brandon Phillips, R (1.4) OBP: 0.387, SLG: 0.621 Joe Inglett, L (7.4) OBP: 0.400, SLG: 0.353										4	0	1	0	0	1	2				
2 Jhonny Peralla, R (1.6) OBP: 0.414, SLG: 0.667 64 Jose Flores, R (5.6) OBP: 0.286, SLG: 0.231										3	1	1	1	0	0	1				
Ben Broussard, L (1.3) OBP: 0.324, SLG: 0.333 66 Jake Gautreau, L (8.3) OBP: 0.300, SLG: 0.313										2	1	0	0	2	1	1				
Jason Dubois, R (1.7) OBP: 0.528, SLG: 0.714										3	1	1	0	1	1	1				
10 Kelly Shoppach, R (1.10) OBP: 0.292, SLG: 0.111										4	0	0	0	0	2	3				
30 Andy Marte, R (1.5) OBP: 0.414, SLG: 0.692 Lou Merloni, R (6.5) OBP: 0.471, SLG: 0.692										3	1	1	2	0	1	1				
Brad Snyder, L (1.9) OBP: 0.280, SLG: 0.190 69 Ryan Mulhern, R (6.7) OBP: 0.333, SLG: 0.664										2	0	1	1	0	0	0				
11 Einar Diaz, R (1.2) OBP: 0.450, SLG: 0.684 13 Tim Laker, R (8.2) OBP: 0.375, SLG: 0.286										3	0	1	0	0	0	1				
Inning Stats	R: 1 E: 0 K: 1 S: 6	H: 1 LOB: 1 BB: 1 P: 10	R: 0 E: 0 K: 1 S: 5	H: 0 LOB: 0 BB: 0 P: 5	R: 0 E: 0 K: 0 S: 2	H: 0 LOB: 0 BB: 1 P: 6	R: 3 E: 0 K: 1 S: 7	H: 2 LOB: 1 BB: 2 P: 15	R: 0 E: 0 K: 0 S: 4	H: 1 LOB: 1 BB: 0 P: 4	R: 0 E: 0 K: 2 S: 8	H: 1 LOB: 1 BB: 0 P: 8	R: 0 E: 0 K: 1 S: 6	H: 0 LOB: 0 BB: 0 P: 7	R: 0 E: 0 K: 2 S: 7	H: 1 LOB: 2 BB: 1 P: 8		1B: 4 2B: 2 3B: 0 HR: 1	SF: 0 SAC: 0 DP: 1 HBP: 0	WP: 0 PB: 0 SB: 1 CS: 0
PITCHER	IP WLS BF H R ER SO BB IBB HBP BLK WP HR S P ERA WHIP																			
Ted Lilly, L (1.1) ERA: 9.0	4.0	L	18	3	4	4	3	4	0	0	0	0	0	0	1	20	36	9.00	1.750	
Scott Schoeneweis, L (5.1) ERA: 9.0	1.0		4	1	0	0	0	0	0	0	0	0	0	0	0	4	4	0.00	1.000	
52 B.J. Ryan, L (6.1) ERA: 3.6	1.0		4	1	0	0	2	0	0	0	0	0	0	0	8	8	0.00	1.000		
54 Jason Frasor, R (7.1) ERA: 9.0	2.0		7	1	0	0	3	0	0	0	0	0	0	0	13	13	0.00	0.500		
67 Matt Blank, L (9.1) ERA: 9.0	1.0		5	1	0	0	0	1	0	0	0	0	0	0	4	8	0.00	2.000		

Batter	1	2	3	4	5	6	7	8	9	AB	R	H	RBI	BB	SO	LOB	BOTTOM			
8 Russ Adams, L (1.6) OBP: 0.222, SLG: 0.346 6 John McDonald, R (7.6) OBP: 0.118, SLG: 0.313										3	0	0	0	0	2	1	Cleveland Indians @ Toronto Blue Jays Knology Park, Dunedin, FL Wed Mar 15 2006, 1:05 PM EST Att. 4,211 - Partly Cloudy - 72 F			
9 Gregg Zaun, S (1.10) OBP: 0.615, SLG: 0.700 3 Reed Johnson, R (3.7) OBP: 1.000, SLG: 1.000										2	0	1	0	0	0	0				
43 Kevin Barker, L (1.3) OBP: 0.316, SLG: 0.486										4	0	0	0	0	1	4				
25 Troy Glaus, R (1.5) OBP: 0.500, SLG: 0.706 Danny Solano, R (4.7) OBP: 0.379, SLG: 0.556										1	1	1	0	1	0	0				
Eric Hinske, L (1.9) OBP: 0.500, SLG: 0.905 21 Chad Mottola, R (7.9) OBP: 0.280, SLG: 0.318										2	0	1	0	1	0	0				
Bengie Molina, R (1.2) OBP: 0.208, SLG: 0.217 51 Mike Mahoney, R (7.2) OBP: 1.000, SLG: 2.333										2	0	0	0	0	0	3				
John Ford Griffin, L (1.7) OBP: 0.375, SLG: 0.556 Jason Phillips, R (6.3) OBP: 0.375, SLG: 0.591										2	0	0	0	0	1	2				
2 Aaron Hill, R (1.4) OBP: 0.304, SLG: 0.286 46 Luis Figueroa, S (7.4) OBP: 0.346, SLG: 0.348										2	0	0	0	0	0	0				
Miguel Negron, L (1.8) OBP: 0.400, SLG: 0.536 68 Wayne Lydon, S (7.8) OBP: 0.517, SLG: 0.520										2	0	1	0	0	1	0				
Inning Stats	R: 0 E: 0 K: 0 S: 3	H: 0 LOB: 0 BB: 0 P: 3	R: 1 E: 0 K: 1 S: 6	H: 2 LOB: 0 BB: 0 P: 6	R: 0 E: 0 K: 1 S: 7	H: 2 LOB: 2 BB: 0 P: 7	R: 0 E: 0 K: 0 S: 2	H: 0 LOB: 1 BB: 2 P: 10	R: 0 E: 0 K: 0 S: 5	H: 1 LOB: 0 BB: 0 P: 5	R: 1 E: 0 K: 0 S: 5	H: 2 LOB: 1 BB: 1 P: 9	R: 0 E: 0 K: 1 S: 6	H: 0 LOB: 1 BB: 0 P: 7	R: 0 E: 0 K: 0 S: 5	H: 1 LOB: 1 BB: 0 P: 5		1B: 6 2B: 3 3B: 0 HR: 0	SF: 1 SAC: 0 DP: 2 HBP: 1	WP: 0 PB: 0 SB: 0 CS: 1
PITCHER	IP WLS BF H R ER SO BB IBB HBP BLK WP HR S P ERA WHIP																			
37 Jake Westbrook, R (1.1) ERA: 3.46	4.0	W	16	4	1	1	2	2	0	0	0	0	0	0	7	7	0.00	0.000		
Scott Sauerbeck, L (5.1) ERA: 7.5	1.0		3	0	0	0	2	0	0	0	0	0	0	0	7	7	0.00	0.000		
Andrew Brown, R (6.1) ERA: 3.86	2.0	H	9	3	2	1	0	1	0	0	0	0	0	10	14	4.50	2.000			
Kazuhito Tadano, R (8.1) ERA: 4.05	2.0	S	8	1	0	0	1	0	0	0	0	0	0	11	12	0.00	0.500			



Batter	1	2	3	4	5	6	7	8	9	AB	R	H	RBI	BB	SO	LOB	TOP										
6 John McDonald, R OBP: 0.143, SLG: 0.368	G1-3		SF9				G6-3			3	0	1	1	0	0	1	Toronto Blue Jays @ Philadelphia Phillies Bright House Networks Field, Clearwater, FL Thu Mar 16 2006, 7:05 PM EST Att. 8,279 - Clear - 84 F										
9 Grego Zaun, S OBP: 0.653, SLG: 0.750 Guillermo Quiroz, R OBP: 0.167, SLG: 0.353	K		17 1B				17 G6-3	F9		2	0	1	0	1	1	0											
17 Lyle Overbay, L OBP: 0.231, SLG: 0.240 56 Brian Tallet, L	G4-3						G6-3	27 1B		4	0	2	0	0	0	2											
Shea Hillenbrand, R OBP: 0.240, SLG: 0.417 27 Brad Haseley, R OBP: 0.500, SLG: 0.333		F9	K					2B		3	0	0	0	0	2	2											
John Ford Griffin, L OBP: 0.333, SLG: 0.484 Adam Lind, L OBP: 0.333, SLG: 0.200	K						G4-3	L4		4	0	0	0	0	2	2											
43 Kevin Barker, L OBP: 0.341, SLG: 0.500 71 James Baldwin, R										3	0	2	0	0	0	0											
68 Wayne Lydon, S OBP: 0.500, SLG: 0.500										0	0	0	0	0	0	0											
46 Luis Figueroa, S OBP: 0.333, SLG: 0.370										4	0	1	0	0	1	2											
Miguel Negron, L OBP: 0.394, SLG: 0.581 57 Adrian Burnside, R										3	1	1	0	0	1	2											
Jason Phillips, R OBP: 0.360, SLG: 0.565			6 SF9							0	0	0	0	0	0	0											
48 Ty Taubenheim, R 18 Chip Cannon, L Vinnie Chulk, R Eric Arnold, R 28 Shaun Marcum, R 21 Chad Mottola, R OBP: 0.208, SLG: 0.326										0	0	0	0	0	0	0											
Inning Stats	R: 0 E: 0 K: 1 S: 5	H: 0 LOB: 0 BB: 0 P: 5	R: 0 E: 0 K: 1 S: 6	H: 1 LOB: 1 BB: 0 P: 6	R: 1 E: 0 K: 2 S: 10	H: 3 LOB: 2 BB: 0 P: 10	R: 0 E: 0 K: 1 S: 8	H: 1 LOB: 1 BB: 0 P: 10	R: 0 E: 0 K: 1 S: 3	H: 0 LOB: 0 BB: 0 P: 7	R: 0 E: 0 K: 2 S: 5	H: 1 LOB: 1 BB: 0 P: 8	R: 0 E: 0 K: 1 S: 7	H: 2 LOB: 2 BB: 0 P: 7	R: 0 E: 0 K: 1 S: 5	H: 0 LOB: 0 BB: 0 P: 5		1B: 4 2B: 4 3B: 1 HR: 0	SF: 1 SAC: 0 DP: 1 HBP: 0	WP: 0 PB: 0 SB: 1 CS: 0	PA: 36						
PITCHER	IP	WLS	BF	H	R	ER	SO	BB	IBB	HBP	BLK	WP	HR	S	P	ERA	WHIP										
Gavin Floyd, R ERA: 3.38	4.0	W	17	5	1	1	5	0	0	0	0	0	0	29	31	2.25	1.250										
Yoel Hernandez, R ERA: 3.8	1.0		4	1	0	0	0	1	0	0	0	0	0	3	7	0.00	2.000										
Aaron Fultz, L ERA: 8.64	1.0		3	0	0	0	1	0	0	0	0	0	0	5	5	0.00	0.000										
Aquilino Lopez, R ERA: 4.5	2.0		9	3	0	0	3	0	0	0	0	0	0	15	15	0.00	1.500										
48 Brian Sanches, R ERA:	1.0		3	0	0	0	1	0	0	0	0	0	0	5	5	0.00	0.000										



Batter	1	2	3	4	5	6	7	8	9	AB	R	H	RBI	BB	SO	LOB	BOTTOM										
11 Jimmy Rollins, S OBP: 0.273, SLG: 0.323 Danny Sandoval, S OBP: 0.316, SLG: 0.421	F9		G4-3							4	1	2	0	0	0	0	Toronto Blue Jays @ Philadelphia Phillies Bright House Networks Field, Clearwater, FL Thu Mar 16 2006, 7:05 PM EST Att. 8,279 - Clear - 84 F										
Abraham Nunez, S OBP: 0.317, SLG: 0.400 Joe Thurston, L OBP: 0.353, SLG: 0.429	F7									4	2	2	1	0	0	1											
Pat Burrell, R OBP: 0.444, SLG: 0.524 Aaron Fultz, L	L9									3	0	0	0	0	2	3											
Sal Fasano, R OBP: 0.286, SLG: 0.538										0	0	0	0	0	0	0											
6 Ryan Howard, L OBP: 0.465, SLG: 1.077 64 Shawn Garrett, S OBP: 0.296, SLG: 0.520										1	1	0	0	2	1	1											
Aaron Rowand, R OBP: 0.333, SLG: 0.400 48 Brian Sanches, R										1	0	0	0	0	1	0											
68 Bobby Scales, S OBP: 0.333, SLG: 0.593										3	0	2	1	1	1	2											
Alex Gonzalez, R OBP: 0.208, SLG: 0.348 Mike Lieberthal, R OBP: 0.321, SLG: 0.556										0	0	0	0	0	0	0											
8 Shane Victorino, S OBP: 0.321, SLG: 0.340										4	0	0	0	0	0	2											
Gavin Floyd, R										1	0	0	0	0	1	0											
60 Peter Bergeron, L OBP: 0.500, SLG: 0.400										0	0	0	0	0	0	0											
Inning Stats	R: 0 E: 0 K: 0 S: 3	H: 0 LOB: 0 BB: 0 P: 3	R: 0 E: 0 K: 0 S: 3	H: 1 LOB: 1 BB: 1 P: 7	R: 0 E: 0 K: 1 S: 5	H: 0 LOB: 0 BB: 0 P: 5	R: 4 E: 1 K: 2 S: 10	H: 3 LOB: 0 BB: 1 P: 14	R: 3 E: 1 K: 2 S: 10	H: 4 LOB: 0 BB: 0 P: 11	R: 0 E: 0 K: 0 S: 3	H: 0 LOB: 0 BB: 0 P: 3	R: 0 E: 0 K: 1 S: 6	H: 1 LOB: 1 BB: 0 P: 6	R: 0 E: 0 K: 1 S: 5	H: 1 LOB: 2 BB: 1 P: 10		1B: 7 2B: 2 3B: 0 HR: 1	SF: 0 SAC: 0 DP: 1 HBP: 1	WP: 0 PB: 0 SB: 3 CS: 1	PA: 36						
PITCHER	IP	WLS	BF	H	R	ER	SO	BB	IBB	HBP	BLK	WP	HR	S	P	ERA	WHIP										
48 Ty Taubenheim, R ERA:	2.0		7	1	0	0	0	1	0	0	0	0	0	15	19	18.00	2.000										
Vinnie Chulk, R ERA: 7.2	1.0	L	10	3	4	4	3	1	0	0	0	0	0	10	11	18.00	4.000										
28 Shaun Marcum, R ERA: 9.0	1.0		6	4	3	2	2	0	0	0	0	0	0	3	3	0.00	0.000										
71 James Baldwin, R ERA: 5.4	1.0		3	0	0	0	0	0	0	0	0	0	0	6	6	0.00	1.000										
57 Adrian Burnside, L ERA: 2.25	1.0		4	1	0	0	1	0	0	0	0	0	0	5	5	0.00	1.000										



Batter	1	2	3	4	5	6	7	8	9	AB	R	H	RBI	BB	SO	LOB	TOP										
6 Ryan Freel, R OBP: 0.200, SLG: 0.167 70 Earl Snyder, R OBP: 0.318, SLG: 0.400										3	1	1	0	0	2	0	Cincinnati Reds @ Toronto Blue Jays Knology Park, Dunedin, FL Fri Mar 17 2006, 1:05 PM EST Att: 3,217 - Partly Cloudy - 75 F										
Quinton McCracken, S OBP: 0.432, SLG: 0.429 54 Andy Abad, L OBP: 0.414, SLG: 0.417										3	1	1	0	0	0	0											
Rich Aurilia, R OBP: 0.300, SLG: 0.333 77 Aaron Holbert, R OBP: 0.154, SLG: 0.417										3	0	1	2	0	0	0											
Adam Dunn, L OBP: 0.375, SLG: 0.630 27 Chris Denorfia, R OBP: 0.300, SLG: 0.257										3	1	2	1	0	1	0											
9 Jacob Cruz, L OBP: 0.458, SLG: 0.412										4	0	0	0	1	1	2											
Austin Kearns, R OBP: 0.314, SLG: 0.290 27 Brian Buchanan, R OBP: 0.471, SLG: 0.824										3	1	3	2	0	0	0											
15 Dewayne Wise, L OBP: 0.387, SLG: 0.828										4	2	1	1	0	1	4											
16 Frank Menechino, R OBP: 0.278, SLG: 0.188 43 Matt Kata, S OBP: 0.231, SLG: 0.240										2	0	1	1	0	0	0											
Dane Sardinha, R OBP: 0.419, SLG: 0.333 Karl Rhodes, L OBP: 0.250, SLG: 0.296 80 Steve Torrealba, R OBP: 1.000, SLG: 1.000										3	0	1	2	0	0	2											
Inning Stats	R: 0 E: 0 K: 1 S: 5	H: 0 LOB: 0 BB: 0 P: 5	R: 1 E: 1 K: 0 S: 4	H: 2 LOB: 0 BB: 0 P: 4	R: 0 E: 0 K: 1 S: 5	H: 1 LOB: 0 BB: 0 P: 5	R: 0 E: 0 K: 1 S: 5	H: 0 LOB: 0 BB: 0 P: 5	R: 2 E: 0 K: 0 S: 5	H: 2 LOB: 0 BB: 0 P: 5	R: 6 E: 0 K: 1 S: 13	H: 8 LOB: 3 BB: 1 P: 17	R: 0 E: 0 K: 1 S: 5	H: 0 LOB: 1 BB: 1 P: 9	R: 0 E: 1 K: 2 S: 8	H: 0 LOB: 1 BB: 0 P: 8		R: 0 E: 0 K: 2 S: 7	H: 0 LOB: 0 BB: 0 P: 7	1B: 9 2B: 4 3B: 1 HR: 0	SF: 0 SAC: 0 DP: 3 HBP: 0	WP: 0 PB: 0 CS: 0	PA: 41				
PITCHER	IP	WLS	BF	H	R	ER	SO	BB	IBB	HBP	BLK	WP	HR	S	P	ERA	WHIP										
32 Roy Halladay, R ERA: 1.38	5.0	L	18	5	3	2	3	0	0	0	0	0	0	24	24	3.60	1.000										
22 Brandon League, R ERA: 11.05	0.2		11	8	6	6	0	1	0	0	0	0	0	10	14	81.00	13.500										
Justin Speier, R ERA:	1.1		5	0	0	0	2	1	0	0	0	0	0	8	12	0.00	0.750										
40 Dustin McGowan, R ERA: 31.5	1.0		4	0	0	0	2	0	0	0	0	0	0	8	8	0.00	0.000										
45 Lee Gronkiewicz, R ERA:	1.0		3	0	0	0	2	0	0	0	0	0	0	7	7	0.00	0.000										

Batter	1	2	3	4	5	6	7	8	9	AB	R	H	RBI	BB	SO	LOB	BOTTOM										
3 Reed Johnson, R OBP: 0.429, SLG: 0.200										4	0	0	0	0	2	2	Cincinnati Reds @ Toronto Blue Jays Knology Park, Dunedin, FL Fri Mar 17 2006, 1:05 PM EST Att: 3,217 - Partly Cloudy - 75 F										
8 Russ Adams, L OBP: 0.233, SLG: 0.345 1 Ryan Klosterman, R OBP: 0.333, SLG: 0.333										3	0	1	0	0	0	0											
15 Alex Rios, R OBP: 0.350, SLG: 0.590 68 Wayne Lydon, S OBP: 0.516, SLG: 0.593										3	0	1	0	0	1	1											
25 Troy Glaus, R OBP: 0.520, SLG: 0.700 Danny Solano, R OBP: 0.429, SLG: 0.200										3	0	2	0	0	0	1											
Eric Hinske, L OBP: 0.483, SLG: 0.958 39 Justin Singleton, L OBP: 0.429, SLG: 0.250										3	1	1	1	0	0	3											
Bengie Molina, R OBP: 0.299, SLG: 0.308 51 Mike Mahoney, R OBP: 1.000, SLG: 2.250										3	0	2	0	0	0	1											
2 Aaron Hill, R OBP: 0.320, SLG: 0.273 27 Brad Hassey, R OBP: 0.333, SLG: 0.200										1	0	0	0	0	1	1											
Jason Phillips, R OBP: 0.345, SLG: 0.500										3	0	0	0	0	1	2											
Adam Lind, L OBP: 0.200, SLG: 0.111										4	0	0	0	0	1	4											
Inning Stats	R: 0 E: 0 K: 0 S: 4	H: 1 LOB: 1 BB: 0 P: 4	R: 1 E: 0 K: 1 S: 7	H: 2 LOB: 2 BB: 0 P: 8	R: 0 E: 0 K: 1 S: 6	H: 2 LOB: 1 BB: 0 P: 6	R: 0 E: 0 K: 0 S: 3	H: 1 LOB: 2 BB: 0 P: 4	R: 0 E: 0 K: 1 S: 5	H: 0 LOB: 0 BB: 0 P: 5	R: 0 E: 0 K: 1 S: 6	H: 1 LOB: 1 BB: 0 P: 6	R: 0 E: 0 K: 1 S: 5	H: 0 LOB: 1 BB: 0 P: 6	R: 1 E: 0 K: 1 S: 7	H: 2 LOB: 1 BB: 0 P: 7		R: 0 E: 0 K: 2 S: 7	H: 0 LOB: 0 BB: 0 P: 7	1B: 4 2B: 3 3B: 1 HR: 1	SF: 1 SAC: 0 DP: 2 HBP: 3	WP: 0 PB: 0 CS: 0	PA: 37				
PITCHER	IP	WLS	BF	H	R	ER	SO	BB	IBB	HBP	BLK	WP	HR	S	P	ERA	WHIP										
Justin Germano, R ERA: 4.85	4.0		18	6	1	1	2	0	0	2	0	0	0	5	5	0.00	1.500										
Mike Burns, R ERA: 2.08	1.0		3	0	0	0	1	0	0	0	0	0	0	5	5	0.00	0.000										
31 Matt Belisle, R ERA: 1.5	2.0		8	1	0	0	2	0	0	1	0	0	0	11	12	0.00	0.500										
56 Todd Coffey, R ERA: 5.14	1.0		5	2	1	1	1	0	0	0	0	0	0	7	7	9.00	2.000										
75 Jake Robbins, R ERA:	1.0		3	0	0	0	2	0	0	0	0	0	0	7	7	0.00	0.000										



Batter	1	2	3	4	5	6	7	8	9	AB	R	H	RBI	BB	SO	LOB	TOP								
6 Chris Duffy, L OBP: 0.228, SLG: 0.212 Jody Gerut, L OBP: 0.424, SLG: 0.333	F7		P6		G3			BB 19 2B 65 E		3	0	0	0	0	0	0									
19 José Bautista, R OBP: 0.469, SLG: 0.756	BB BB		K			K		BB 65 E 1-3 2B		3	0	1	0	1	2	0									
Sean Casey, L OBP: 0.400, SLG: 0.444 65 Ray Sadler, R OBP: 0.422, SLG: 0.650	P5					K		E5 2-3 3-H 0-3		2	0	0	0	1	1	1									
Jason Bay, R OBP: 0.478, SLG: 0.778 13 J.J. Furmanik, R OBP: 0.333, SLG: 0.458	BB 1-2					K				2	0	0	0	1	2	1									
Craig Wilson, R OBP: 0.347, SLG: 0.452	K				G5-3					3	0	0	0	0	2	2									
Joe Randa, R OBP: 0.345, SLG: 0.704 53 Mike Edwards, R OBP: 0.400, SLG: 0.483		P3			G1-3					3	0	0	0	0	0	0									
José Hernández, R OBP: 0.278, SLG: 0.294 Brandon Chaves, S	F7				F9					3	0	0	0	0	0	0									
41 Ryan Doumit, S OBP: 0.382, SLG: 0.607 66 Paul Chiareffo, R OBP: 0.297, SLG: 0.467						P5				2	0	1	0	0	0	0									
26 Ronny Paulino, R OBP: 0.429, SLG: 0.200		G5-3				K				3	0	0	0	0	1	2									
Inning Stats	R: 0 E: 0 K: 1 S: 5	H: 0 LOB: 2 BB: 2 P: 13	R: 0 E: 0 K: 0 S: 4	H: 1 LOB: 1 BB: 0 P: 4	R: 0 E: 0 K: 2 S: 7	H: 0 LOB: 1 BB: 1 P: 11	R: 0 E: 0 K: 0 S: 3	H: 0 LOB: 0 BB: 0 P: 3	R: 0 E: 0 K: 1 S: 5	H: 0 LOB: 0 BB: 0 P: 5	R: 0 E: 0 K: 1 S: 9	H: 0 LOB: 0 BB: 0 P: 9	R: 0 E: 0 K: 1 S: 5	H: 0 LOB: 0 BB: 0 P: 5	R: 1 E: 1 K: 1 S: 6	H: 1 LOB: 2 BB: 1 P: 11	R: 0 E: 0 K: 0 S: 3	H: 0 LOB: 1 BB: 0 P: 4	1B: 0 2B: 2 3B: 0 HR: 0	SF: 0 SAC: 0 DP: 1 HBP: 2	WP: 0 PB: 0 SB: 0 CS: 0	PA: 35			
PITCHER	IP	WLS	BF	H	R	ER	SO	BB	IBB	HBP	BLK	WP	HR	S	P	ERA	WHIP								
39 Gustavo Chacin, L ERA: 1.59	3.0	W	13	1	0	0	3	3	0	0	0	0	0	16	28	0.00	1.333								
Pete Walker, R ERA: 2.57	2.0		6	0	0	0	1	0	0	0	0	0	0	8	8	0.00	0.000								
52 B.J. Ryan, L ERA: 2.7	1.0		3	0	0	0	3	0	0	0	0	0	0	9	9	0.00	0.000								
Justin Speier, R ERA: 2.7	1.0		3	0	0	0	1	0	0	0	0	0	0	5	5	0.00	0.000								
Scott Schoeneweis, L ERA: 3.0	1.0		6	1	1	0	1	1	0	1	0	0	0	6	11	0.00	2.000								
PITCHER	IP	WLS	BF	H	R	ER	SO	BB	IBB	HBP	BLK	WP	HR	S	P	ERA	WHIP								
57 Adrian Burnside, L ERA: 1.59	1.0		4	0	0	0	0	0	0	0	0	0	0	3	4	0.00	0.000								

Pittsburgh Pirates @ Toronto Blue Jays
Knology Park, Dunedin, FL
Wed Mar 22 2006, 6:05 PM EST
Att: 3,714 - Clear - 74 F

AB 29
R 1
H 2
RBI 0
BB 4
SO 9
LOB 12



Batter	1	2	3	4	5	6	7	8	9	AB	R	H	RBI	BB	SO	LOB	BOTTOM									
8 Russ Adams, L OBP: 0.293, SLG: 0.385 Jason Phillips, R OBP: 0.355, SLG: 0.536	K		S 2B 1B		G4-3					4	2	2	1	0	1	0										
Frank Catalanotto, L OBP: 0.250, SLG: 0.222 3 Reed Johnson, R OBP: 0.412, SLG: 0.400	G3-1				F7					3	0	1	1	0	0	0										
10 Vernon Wells, R OBP: 0.500, SLG: 1.111 68 Wayne Lydon, S OBP: 0.486, SLG: 0.533					G6-3					3	1	1	1	0	0	1										
25 Troy Glaus, R OBP: 0.500, SLG: 0.625 46 Luis Figueroa, S OBP: 0.316, SLG: 0.394	F8									1	1	0	0	1	0	0										
17 Lyle Overbay, L OBP: 0.257, SLG: 0.176 43 Kevin Barker, L OBP: 0.313, SLG: 0.467										2	0	0	0	0	0	1										
Shea Hillenbrand, R OBP: 0.303, SLG: 0.500 Guillermo Quiroz, R OBP: 0.182, SLG: 0.333	G4-3				L9					3	0	1	0	0	0	1										
Bengie Molina, R OBP: 0.417, SLG: 0.294 51 Mike Mahoney, R OBP: 0.625, SLG: 1.286	L8									3	0	1	1	0	0	1										
Eric Hinske, L OBP: 0.417, SLG: 0.767 15 Alex Rios, R OBP: 0.429, SLG: 0.692					G5-3					2	0	0	0	0	1	1										
2 Aaron Hill, R OBP: 0.364, SLG: 0.414 27 Brad Hassey, R OBP: 0.286, SLG: 0.167	L8									2	2	1	1	1	0	0										
Inning Stats	R: 1 E: 0 K: 1 S: 6	H: 1 LOB: 0 BB: 0 P: 6	R: 0 E: 0 K: 0 S: 3	H: 0 LOB: 0 BB: 0 P: 3	R: 1 E: 0 K: 0 S: 6	H: 2 LOB: 1 BB: 0 P: 6	R: 1 E: 0 K: 1 S: 6	H: 1 LOB: 1 BB: 1 P: 10	R: 1 E: 0 K: 0 S: 4	H: 1 LOB: 0 BB: 0 P: 4	R: 0 E: 0 K: 0 S: 5	H: 1 LOB: 1 BB: 0 P: 5	R: 3 E: 1 K: 0 S: 6	H: 3 LOB: 1 BB: 1 P: 10	R: 0 E: 0 K: 1 S: 6	H: 1 LOB: 1 BB: 0 P: 6	1B: 7 2B: 1 3B: 0 HR: 2	SF: 0 SAC: 0 DP: 0 HBP: 0	WP: 0 PB: 0 SB: 2 CS: 0	PA: 36						
PITCHER	IP	WLS	BF	H	R	ER	SO	BB	IBB	HBP	BLK	WP	HR	S	P	ERA	WHIP									
45 Ian Snell, R ERA: 3.12	4.1	L	19	5	4	4	2	1	0	0	0	0	0	2	23	2	8.31	1.385								
67 Jorge Vasquez, R ERA: 3.24	0.2		2	0	0	0	0	0	0	0	0	0	0	2	2	0.00	0.000									
16 Salomon Torres, R ERA:	1.0		4	1	0	0	0	0	0	0	0	0	0	5	5	0.00	1.000									
39 Marty McLeary, R ERA: 3.0	1.0		7	3	3	2	0	1	0	0	0	0	0	6	10	18.00	4.000									
55 Matt Capps, R ERA: 1.35	1.0		4	1	0	0	1	0	0	0	0	0	0	6	6	0.00	1.000									

Pittsburgh Pirates @ Toronto Blue Jays
Knology Park, Dunedin, FL
Wed Mar 22 2006, 6:05 PM EST
Att: 3,714 - Clear - 74 F

AB 34
R 7
H 10
RBI 6
BB 2
SO 3
LOB 9



Batter	1	2	3	4	5	6	7	8	9	AB	R	H	RBI	BB	SO	LOB	TOP										
8 Russ Adams, L OBP: 0.300, SLG: 0.500	0-3 K	0-3 K		0-0 2H HR		0-0 P5		0-0 G5-3		5	1	1	2	0	2	2											
Frank Catalanotto, L OBP: 0.222, SLG: 0.200 Guillermo Quiroz, R OBP: 0.192, SLG: 0.292	0-0 10 1B		0-0 G4-3	0-0 E7			0-0 G4-3		0-0 G4-3	4	1	1	0	0	0	0											
10 Vernon Wells, R OBP: 0.444, SLG: 0.824 68 Wayne Lydon, S OBP: 0.512, SLG: 0.529	0-0 17 1B		0-0 17 1B	0-0 F9			0-0 17 2B		0-3 K	4	0	3	0	0	0	1											
17 Lyle Overbay, L OBP: 0.227, SLG: 0.214 43 Kevin Barker, L OBP: 0.298, SLG: 0.429	0-0 1-2 1B		0-0 1-3 1B	0-0 G5-4-3 1B		0-0 G3-1	0-3 K		0-0 F7	4	0	2	1	0	1	1											
Shea Hillenbrand, R OBP: 0.333, SLG: 0.605 27 Brad Hassey, R OBP: 0.222, SLG: 0.125	0-0 P3		0-0 G5-4-3	0-0 G5-3		0-0 G5-3	0-0 1B		0-0 F8	4	0	1	1	0	0	4											
Bengie Molina, R OBP: 0.286, SLG: 0.317 Jason Phillips, R OBP: 0.382, SLG: 0.613	0-0 F8		0-0 G6-3	0-0 1B		0-0 1B	0-0 F8			4	0	1	0	0	0	4											
Eric Hinske, L OBP: 0.333, SLG: 0.890 3 Reed Johnson, R OBP: 0.333, SLG: 0.316		0-0 15 1B		0-0 HR		0-3 K		0-3 K		3	1	2	1	0	1	1											
15 Alex Rios, R OBP: 0.300, SLG: 0.474	1-3 K		0-0 G6-3			0-0 F7		0-0 F8		4	0	0	0	0	1	1											
2 Aaron Hill, R OBP: 0.390, SLG: 0.444 Juan Peralta, S OBP: 0.500, SLG: 0.500	0-0 F7		0-0 F7	0-0 8 HR		0-0 2B		0-0 1B		4	1	2	0	0	0	1											
Inning Stats	R: 1 E: 0 K: 1 S: 8	H: 3 LOB: 2 BB: 0 P: 8	R: 0 E: 0 K: 2 S: 8	H: 1 LOB: 1 BB: 0 P: 9	R: 0 E: 0 K: 0 S: 4	H: 2 LOB: 1 BB: 0 P: 4	R: 3 E: 1 K: 0 S: 7	H: 3 LOB: 1 BB: 0 P: 7	R: 0 E: 0 K: 1 S: 6	H: 0 LOB: 0 BB: 0 P: 6	R: 0 E: 0 K: 1 S: 7	H: 2 LOB: 2 BB: 0 P: 7	R: 0 E: 0 K: 1 S: 6	H: 1 LOB: 1 BB: 0 P: 6	R: 0 E: 0 K: 1 S: 5	H: 0 LOB: 0 BB: 0 P: 5	1B: 9 2B: 2 3B: 0 HR: 2	SF: 0 SAC: 0 DP: 1 HBP: 0	WP: 0 PB: 0 SB: 2 CS: 0	PA: 40							
PITCHER	IP	WLS	BF	H	R	ER	SO	BB	IBB	HBP	BLK	WP	HR	S	P	ERA	WHIP										
49 Tim Wakefield, R ERA: 2.57	5.0	L	25	10	4	4	4	0	0	0	0	0	2	33	34	7.20	2.000										
Keith Foulke, R ERA: 9.0	1.0		3	0	0	0	0	0	0	0	0	0	0	3	3	0.00	0.000										
50 Mike Timlin, R ERA: 9.0	1.0		5	2	1	1	1	0	0	0	0	0	0	7	7	9.00	2.000										
17 Manny Delcarmen, R ERA: 2.7	2.0		7	1	0	0	2	0	0	0	0	0	0	11	11	0.00	0.500										

Toronto Blue Jays @ Boston Red Sox
City of Palms Park, Ft. Myers, FL
Sat Mar 25 2006, 1:05 PM EST
Att: 7,944 - Sunny - 66 F

AB	40
R	5
H	13
RBI	5
BB	0
SO	7
LOB	15



Batter	1	2	3	4	5	6	7	8	9	AB	R	H	RBI	BB	SO	LOB	BOTTOM										
Coco Crisp, S OBP: 0.533, SLG: 0.615 59 Trent Durrington, R OBP: 0.266, SLG: 0.227	0-0 34 1B		4-0 34 BB		0-0 G5-3	0-0 FC6-4			0-0 2B	3	1	1	0	1	0	1											
Mark Loretta, R OBP: 0.410, SLG: 0.579 2 Willie Harris, L OBP: 0.222, SLG: 0.182	1-0 L9		0-0 P2		0-0 F8		0-0 G5-3		0-3 K	4	0	0	0	0	0	2											
34 David Ortiz, L OBP: 0.462, SLG: 0.750	0-0 2H 1B		0-3 K		0-0 1B		0-3 K			4	0	2	1	0	2	1											
Manny Ramirez, R OBP: 0.436, SLG: 0.563 18 Christian Lara, S	4-0 1B		0-3 K		0-0 G1-6-3		0-0 P4			3	0	0	0	1	1	2											
Trot Nixon, L OBP: 0.341, SLG: 0.439 36 Yahmed Yema, L	0-0 G6-4-3			0-0 F5 20 BB		0-0 G4-3		0-0 13 G4-6-3 1B		4	0	2	0	0	0	2											
20 Kevin Youkilis, R OBP: 0.317, SLG: 0.556 13 Enrique Wilson, S OBP: 0.324, SLG: 0.600		0-3 K		4-0 1-2 BB		0-0 F8 2B		0-0 G4-6-3		2	1	1	0	1	1	0											
J.T. Snow, L OBP: 0.394, SLG: 0.393 Hee-Seop Choi, L OBP: 0.111, SLG: 0.111	0-0 1B		0-0 F7		0-0 F8		0-0 G3-1			3	0	1	0	0	0	3											
Alex Gonzalez, R OBP: 0.167, SLG: 0.265 Adam Stern, L OBP: 0.357, SLG: 0.654	0-3 K		0-0 F5		0-0 2-3 1B		0-0 K		0-3 K	3	1	1	1	0	1	3											
Josh Bard, S OBP: 0.357, SLG: 0.292 Ken Huckaby, R OBP: 0.222, SLG: 0.444	0-3 K		0-0 F8		0-0 FC6-4 1B			0-0 G6-3		3	0	1	1	0	1	3											
Inning Stats	R: 1 E: 0 K: 0 S: 4	H: 2 LOB: 1 BB: 1 P: 9	R: 0 E: 0 K: 3 S: 10	H: 1 LOB: 0 BB: 0 P: 10	R: 0 E: 0 K: 2 S: 7	H: 0 LOB: 1 BB: 1 P: 11	R: 0 E: 0 K: 0 S: 4	H: 1 LOB: 2 BB: 1 P: 8	R: 0 E: 0 K: 0 S: 6	H: 3 LOB: 1 BB: 0 P: 6	R: 0 E: 0 K: 1 S: 5	H: 0 LOB: 0 BB: 0 P: 5	R: 0 E: 0 K: 0 S: 3	H: 1 LOB: 1 BB: 0 P: 3	R: 0 E: 0 K: 2 S: 8	H: 1 LOB: 1 BB: 0 P: 8	1B: 7 2B: 3 3B: 0 HR: 0	SF: 0 SAC: 0 DP: 2 HBP: 0	WP: 0 PB: 0 SB: 2 CS: 0	PA: 38							
PITCHER	IP	WLS	BF	H	R	ER	SO	BB	IBB	HBP	BLK	WP	HR	S	P	ERA	WHIP										
7 Josh Towers, R ERA: 6.05	5.2	W	26	7	3	3	3	0	0	0	0	0	0	7	7	0.00	0.750										
67 Matt Blank, L ERA: 8.31	1.1	H	5	1	0	0	1	0	0	0	0	0	0	7	7	0.00	1.000										
Jordan De Jong, R ERA:	1.0		3	1	0	0	0	0	0	0	0	0	0	3	3	0.00	1.000										
21 Jason Arnold, R ERA:	1.0	S	4	1	0	0	2	0	0	0	0	0	0	8	8	0.00	1.000										

Toronto Blue Jays @ Boston Red Sox
City of Palms Park, Ft. Myers, FL
Sat Mar 25 2006, 1:05 PM EST
Att: 7,944 - Sunny - 66 F

AB	35
R	3
H	10
RBI	3
BB	3
SO	8
LOB	20



Batter	1	2	3	4	5	6	7	8	9	AB	R	H	RBI	BB	SO	LOB	TOP										
68 Wayne Lydon, S Eric Nielsen, R OBP: 0.511, SLG: 0.514 OBP: 0.600, SLG: 1.333	F8	G6-4-3															2 0 1 0 1 0 0 0 0 0 0 0 0 0										
46 Luis Figueroa, S OBP: 0.333, SLG: 0.395	G5-3	G6-4-3															4 0 0 0 0 0 5										
3 Reed Johnson, R OBP: 0.357, SLG: 0.385	1B																4 1 1 0 0 1 1										
15 Alex Rios, R David Smith, R OBP: 0.407, SLG: 0.692	3B																4 1 2 1 0 0 0 0 0 0 0 0 0 0										
43 Kevin Barker, L OBP: 0.298, SLG: 0.404	BB																2 0 0 0 2 0 0										
Jason Phillips, R 51 Mike Mahoney, R OBP: 0.351, SLG: 0.559 OBP: 0.455, SLG: 0.900	G6-3																3 0 0 0 0 1 3 1 0 0 0 0 0 0										
21 Chad Mottola, R OBP: 0.270, SLG: 0.273																	4 0 2 0 0 0 0										
Danny Solano, R Scott Dragicevich, R (1.5) (6.5)	F7																2 0 0 0 0 0 1 2 0 0 0 0 2 0										
Manny Mayerson, R Juan Peralta, S (7, PH) (7.4)	E5																2 0 0 0 0 1 1 1 0 0 0 0 0 0										
Inning Stats	R: 1 E: 0 K: 0 S: 5	H: 2 LOB: 2 BB: 1 P: 9	R: 0 E: 0 K: 0 S: 4	H: 1 LOB: 2 BB: 1 P: 8	R: 0 E: 0 K: 1 S: 5	H: 0 LOB: 0 BB: 0 P: 5	R: 0 E: 0 K: 1 S: 5	H: 0 LOB: 0 BB: 0 P: 5	R: 0 E: 0 K: 1 S: 8	H: 1 LOB: 1 BB: 0 P: 8	R: 1 E: 0 K: 0 S: 4	H: 2 LOB: 1 BB: 1 P: 8	R: 0 E: 0 K: 1 S: 5	H: 0 LOB: 0 BB: 0 P: 6	R: 0 E: 0 K: 0 S: 3	H: 0 LOB: 0 BB: 0 P: 3	R: 0 E: 0 K: 1 S: 5	H: 0 LOB: 0 BB: 0 P: 5	1B: 4 2B: 1 3B: 1 HR: 0	SF: 0 SAC: 0 DP: 2 HBP: 1	WP: 1 PB: 0 SB: 1 CS: 1	PA: 35					
PITCHER	IP	WLS	BF	H	R	ER	SO	BB	IBB	HBP	BLK	WP	HR	S	P	ERA	WHIP										
Kyle Lohse, R ERA: 2.14	4.0	W	17	3	1	1	2	2	0	0	0	0	0	19	27	2.25	1.250										
37 Denny Reyes, L ERA: 1.50	2.0		8	3	1	1	2	1	0	0	0	1	0	12	16	4.50	2.000										
74 Kevin Slowey, R ERA:	2.0	H	7	0	0	0	1	0	0	1	0	0	0	8	9	0.00	0.000										
Ricky Barrett, L ERA: 2.7	1.0	S	3	0	0	0	1	0	0	0	0	0	0	5	5	0.00	0.000										

Toronto Blue Jays @ Minnesota Twins
Hammond Stadium, Fort Myers, FL
Mon Mar 27 2006, 1:05 PM EST
Att: 7,313 - Sunny - 70 F

AB	31
R	2
H	6
RBI	1
BB	3
SO	5
LOB	11



Batter	1	2	3	4	5	6	7	8	9	AB	R	H	RBI	BB	SO	LOB	BOTTOM										
Shannon Stewart, R 20 Lew Ford, R OBP: 0.350, SLG: 0.429 OBP: 0.295, SLG: 0.450	F9	BB															3 0 0 0 1 1 1 0 0 0 0 0 0 0										
Luis Castillo, S Terry Tiffee, S OBP: 0.483, SLG: 0.382 OBP: 0.353, SLG: 0.529	G4-3	F8															4 0 0 0 0 0 2 0 0 0 0 0 0 0										
Tori Hunter, R Jason Pridie, L OBP: 0.333, SLG: 0.585 OBP: 0.375, SLG: 0.350	P5																3 0 1 0 0 0 0 1 0 0 0 0 0 0										
24 Rondell White, R OBP: 0.373, SLG: 0.563																	4 1 1 0 0 1 1										
33 Justin Morneau, L 38 Luis Antonio Rodriguez, S OBP: 0.469, SLG: 0.630 OBP: 0.392, SLG: 0.356																	3 1 1 0 0 0 0 0 0 0 0 0 0 0										
Tony Batista, R 15 Glenn Williams, S OBP: 0.280, SLG: 0.438 OBP: 0.346, SLG: 0.560	F7																3 0 1 0 0 0 2 0 0 0 0 0 0 0										
16 Jason Kubel, L Jason Tyner, L OBP: 0.315, SLG: 0.319 OBP: 0.500, SLG: 0.514																	2 1 0 0 1 0 1 0 0 0 0 0 0 0										
55 Mike Redmond, R 51 Shawn Wooten, R OBP: 0.414, SLG: 0.393 OBP: 0.258, SLG: 0.370																	2 0 1 2 0 0 1 1 0 0 0 0 1 0										
Juan Castro, R 53 Luis Maza, R OBP: 0.200, SLG: 0.200 OBP: 0.400, SLG: 0.542																	3 0 1 1 0 0 2 0 0 0 0 0 0 0										
Inning Stats	R: 0 E: 0 K: 0 S: 3	H: 0 LOB: 0 BB: 0 P: 3	R: 3 E: 0 K: 0 S: 6	H: 3 LOB: 2 BB: 2 P: 14	R: 0 E: 0 K: 0 S: 3	H: 0 LOB: 0 BB: 0 P: 3	R: 0 E: 0 K: 0 S: 4	H: 1 LOB: 1 BB: 0 P: 5	R: 0 E: 0 K: 1 S: 6	H: 1 LOB: 1 BB: 0 P: 6	R: 0 E: 0 K: 0 S: 3	H: 0 LOB: 0 BB: 0 P: 3	R: 0 E: 0 K: 1 S: 5	H: 1 LOB: 1 BB: 0 P: 5	R: 0 E: 0 K: 1 S: 5	H: 0 LOB: 0 BB: 0 P: 5	R: 0 E: 0 K: 1 S: 5	H: 0 LOB: 0 BB: 0 P: 5	1B: 5 2B: 1 3B: 0 HR: 0	SF: 0 SAC: 0 DP: 1 HBP: 0	WP: 0 PB: 0 SB: 1 CS: 0	PA: 31					
PITCHER	IP	WLS	BF	H	R	ER	SO	BB	IBB	HBP	BLK	WP	HR	S	P	ERA	WHIP										
39 Gustavo Chacin, L ERA: 2.45	4.0	L	18	4	3	3	0	2	0	0	0	0	0	16	25	6.75	1.500										
45 Lee Gronkiewicz, R ERA: 4.22	2.0		7	1	0	0	1	0	0	0	0	0	0	9	9	0.00	0.500										
57 Adrian Burnside, L ERA: 2.79	2.0		6	1	0	0	2	0	0	0	0	0	0	10	10	0.00	0.500										

Toronto Blue Jays @ Minnesota Twins
Hammond Stadium, Fort Myers, FL
Mon Mar 27 2006, 1:05 PM EST
Att: 7,313 - Sunny - 70 F

AB	29
R	3
H	6
RBI	3
BB	2
SO	3
LOB	10



Batter	1	2	3	4	5	6	7	8	9	AB	R	H	RBI	BB	SO	LOB	TOP								
8 Nick Punto, S OBP: 0.333, SLG: 0.375 53 Luis Maza, R OBP: 0.385, SLG: 0.520	B1-3		G3					K		4	1	2	1	0	0	0	Minnesota Twins @ Toronto Blue Jays Knology Park, Dunedin, FL Tue Mar 28 2006, 1:05 PM EST Att: 3,211 - Sunny - 75 F								
Juan Castro, R OBP: 0.250, SLG: 0.250 38 Luis Antonio Rodriguez, R OBP: 0.396, SLG: 0.348	L8			G4-3				G1-3		3	0	1	1	0	0	0									
7 Joe Mauer, L OBP: 0.495, SLG: 0.472 68 Kyle Phillips, L	G3							G4-3		4	2	2	1	0	1	2									
51 Shawn Wooten, R OBP: 0.222, SLG: 0.323								K		4	0	0	1	0	3	1									
16 Jason Kubel, L OBP: 0.316, SLG: 0.340 Jason Grove, L	K							P4		3	0	1	1	0	1	0									
20 Lew Ford, R OBP: 0.313, SLG: 0.442 J.R. Taylor, S								F9		3	2	1	0	0	1	1									
15 Glenn Williams, S OBP: 0.367, SLG: 0.519	G3							F9		2	1	0	0	2	0	1									
Terry Tiffee, S OBP: 0.345, SLG: 0.509										4	0	1	2	0	0	2									
Jason Tyner, L OBP: 0.477, SLG: 0.487	G3									4	1	1	0	0	1	3									
Inning Stats	R: 0 E: 0 K: 0 S: 3	H: 0 LOB: 0 BB: 0 P: 3	R: 0 E: 0 K: 2 S: 8	H: 1 LOB: 1 BB: 0 P: 8	R: 0 E: 0 K: 0 S: 3	H: 0 LOB: 0 BB: 0 P: 3	R: 1 E: 0 K: 1 S: 7	H: 2 LOB: 1 BB: 0 P: 7	R: 1 E: 0 K: 2 S: 9	H: 2 LOB: 2 BB: 1 P: 13	R: 1 E: 2 K: 1 S: 7	H: 0 LOB: 1 BB: 0 P: 7	R: 5 E: 0 K: 0 S: 7	H: 4 LOB: 2 BB: 2 P: 16	R: 0 E: 0 K: 1 S: 5	H: 0 LOB: 0 BB: 0 P: 5		R: 0 E: 0 K: 1 S: 5	H: 0 LOB: 0 BB: 0 P: 5	1B: 6 2B: 3 3B: 0 HR: 0	SF: 1 SAC: 0 DP: 0 HBP: 1	WP: 0 PB: 0 SB: 1 CS: 0	PA: 42		
PITCHER	IP	WLS	BF	H	R	ER	SO	BB	IBB	HBP	BLK	WP	HR	S	P	ERA	WHIP								
37 Scott Downs, L ERA: 5.0	2.0	7	1	0	0	2	0	0	0	0	0	0	0	3	3	0.00	0.500								
Justin Speier, R ERA: 1.69	1.0	3	0	0	0	0	0	0	0	0	0	0	0	1	1	0.00	0.000								
Scott Schoeneweis, L ERA: 9.0	1.0	5	2	1	1	1	0	0	0	0	0	0	0	7	7	9.00	2.000								
52 B.J. Ryan, L ERA: 3.0	1.0	6	2	1	1	2	1	0	0	0	0	0	0	9	13	9.00	3.000								
54 Jason Frasor, R ERA:	1.0	B	5	0	1	0	1	0	0	0	0	0	0	7	7	0.00	0.000								
71 James Baldwin, R ERA: 9.9	1.0	L	10	4	5	5	0	2	0	1	0	0	0	7	16	45.00	6.000								
56 Brian Tallet, L ERA:	1.0	3	0	0	0	1	0	0	0	0	0	0	0	5	5	0.00	0.000								
Pete Walker, R ERA:	1.0	3	0	0	0	1	0	0	0	0	0	0	0	5	5	0.00	0.000								

AB	37
R	8
H	9
RBI	7
BB	3
SO	8
LOB	11



Batter	1	2	3	4	5	6	7	8	9	AB	R	H	RBI	BB	SO	LOB	BOTTOM								
8 Russ Adams, L OBP: 0.316, SLG: 0.491 46 Luis Figueroa, S OBP: 0.327, SLG: 0.386	P6								G3-1	4	0	2	1	0	1	1	Minnesota Twins @ Toronto Blue Jays Knology Park, Dunedin, FL Tue Mar 28 2006, 1:05 PM EST Att: 3,211 - Sunny - 75 F								
Frank Catalanotto, L OBP: 0.200, SLG: 0.143	F7		L7					G1-3	5	0	0	0	0	1	4										
10 Vernon Wells, R OBP: 0.440, SLG: 0.732 39 Justin Singleton, L OBP: 0.385, SLG: 0.600	G5-3		F7					K	3	0	0	0	0	0	1										
25 Troy Glaus, R OBP: 0.462, SLG: 0.548 Danny Solano, R	F9		F8					K	4	0	0	0	0	2	1										
17 Lyle Overbay, L OBP: 0.269, SLG: 0.271 43 Kevin Barker, L OBP: 0.298, SLG: 0.404	E8								4	1	2	0	0	0	0										
Shea Hillenbrand, R OBP: 0.304, SLG: 0.556 Guillermo Quiroz, R OBP: 0.161, SLG: 0.241	HR							G4-1	3	1	1	1	0	0	0										
Bengie Molina, R OBP: 0.271, SLG: 0.362 Jason Phillips, R OBP: 0.385, SLG: 0.657	HR								2	1	2	0	0	0	0										
Eric Hinske, L OBP: 0.426, SLG: 0.850	F7								3	1	1	0	1	0	1										
2 Aaron Hill, R OBP: 0.408, SLG: 0.488	G6-3								4	0	1	0	0	0	2										
Inning Stats	R: 0 E: 0 K: 0 S: 3	H: 3 LOB: 0 BB: 0 P: 6	R: 0 E: 0 K: 0 S: 4	H: 1 LOB: 1 BB: 0 P: 4	R: 0 E: 0 K: 0 S: 3	H: 0 LOB: 0 BB: 0 P: 3	R: 0 E: 0 K: 1 S: 5	H: 0 LOB: 1 BB: 1 P: 10	R: 0 E: 0 K: 1 S: 5	H: 0 LOB: 0 BB: 0 P: 5	R: 2 E: 0 K: 1 S: 8	H: 3 LOB: 1 BB: 0 P: 8	R: 0 E: 0 K: 2 S: 8	H: 1 LOB: 1 BB: 0 P: 8	R: 1 E: 0 K: 0 S: 4	H: 1 LOB: 1 BB: 1 P: 8		1B: 3 2B: 4 3B: 0 HR: 2	SF: 0 SAC: 0 DP: 0 HBP: 0	WP: 0 PB: 0 SB: 1 CS: 0	PA: 38				
PITCHER	IP	WLS	BF	H	R	ER	SO	BB	IBB	HBP	BLK	WP	HR	S	P	ERA	WHIP								
30 Scott Baker, R ERA: 3.52	6.0	23	4	3	3	2	1	0	0	0	0	0	1	8	8	18.00	3.000								
54 Matt Guerrier, R ERA: 5.79	1.0	6	3	2	2	1	0	0	0	0	0	0	0	8	8	0.00	1.000								
36 Joe Nathan, R ERA: 3.0	1.0	H	4	1	0	0	2	0	0	0	0	0	0	8	8	0.00	1.000								
Bobby Korecky, R ERA: 9.0	1.0	S	5	1	1	1	0	1	0	0	0	0	0	4	8	9.00	2.000								

AB	36
R	6
H	9
RBI	6
BB	2
SO	5
LOB	12




Batter	1	2	3	4	5	6	7	8	9	AB	R	H	RBI	BB	SO	LOB	TOP					
8 Shane Victorino, S OBP: 0.323, SLG: 0.506	G3	G3		K		P6			G4-3 2B	5	0	1	0	0	1	4						
David Bell, R Danny Sandoval, S OBP: 0.325, SLG: 0.395	G3		F8		G6-3		G4-3		G4-3	3	0	0	0	0	0	0						
Bobby Abreu, L OBP: 0.375, SLG: 0.556	1B		FC5-4 26 1B		G3		G4-3		K	4	0	1	0	1	1	1						
26 Chase Utley, L OBP: 0.306, SLG: 0.689 Jesus Merchan, R (7, 4)	1B		FC5-4 6 1B		F9				G5-3	4	0	2	0	0	0	1						
6 Ryan Howard, L OBP: 0.388, SLG: 0.784	K		FC6-4 1B							4	0	2	0	0	1	3						
Pat Burrell, R OBP: 0.388, SLG: 0.488 Chris Roberson, S (6, 7)		L5	FC6-4			G6-4-3			K	3	0	0	0	0	0	3						
27 Chris Coste, R OBP: 0.500, SLG: 0.842		2B			F7				G1-3	4	2	2	0	0	0	0						
Mike Lieberthal, R OBP: 0.333, SLG: 0.370		2B			K					2	0	1	1	2	1	0						
Tomas Perez, S OBP: 0.242, SLG: 0.281			G6-3						F9	4	0	2	1	0	0	2						
Inning Stats	R: 0 E: 0 K: 1 S: 7	H: 2 LOB: 2 BB: 0 P: 7	R: 1 E: 0 K: 0 S: 5	H: 2 LOB: 1 BB: 0 P: 5	R: 0 E: 0 K: 0 S: 4	H: 1 LOB: 2 BB: 1 P: 8	R: 0 E: 0 K: 2 S: 8	H: 1 LOB: 0 BB: 0 P: 8	R: 0 E: 0 K: 0 S: 3	H: 0 LOB: 0 BB: 0 P: 3	R: 1 E: 0 K: 0 S: 5	H: 3 LOB: 2 BB: 1 P: 9	R: 0 E: 0 K: 0 S: 4	H: 1 LOB: 1 BB: 0 P: 4	R: 0 E: 0 K: 1 S: 5	H: 0 LOB: 1 BB: 1 P: 9	R: 0 E: 0 K: 1 S: 6	H: 1 LOB: 1 BB: 0 P: 6	1B: 6 2B: 5 3B: 0 HR: 0	SF: 0 SAC: 0 DP: 1 HBP: 0	WP: 0 PB: 0 SB: 0 CS: 0	PA: 40
PITCHER	IP	WLS	BF	H	R	ER	SO	BB	IBB	HBP	BLK	WP	HR	S	P	ERA	WHIP					
32 Roy Halladay, R ERA: 1.89	6.0	W	28	9	2	2	3	2	0	0	0	0	0	32	40	3.00	1.833					
Vinnie Chulk, R ERA: 7.2	2.0		8	1	0	0	1	1	0	0	0	0	0	9	13	0.00	1.000					
Rodney Ormond, R ERA:	1.0		4	1	0	0	1	0	0	0	0	0	0	6	6	0.00	1.000					

Philadelphia Phillies @ Toronto Blue Jays
Knology Park, Dunedin, FL
Wed Mar 29 2006, 1:05 PM EST
Att: 3,612 - Sunny - 74 F

livebaseballscorecards.com

AB 37
R 2
H 11
RBI 2
BB 3
SO 5
LOB 16





Batter	1	2	3	4	5	6	7	8	9	AB	R	H	RBI	BB	SO	LOB	BOTTOM					
8 Russ Adams, L OBP: 0.344, SLG: 0.508 46 Luis Figueroa, S OBP: 0.320, SLG: 0.378	1B		10 1B 25 SF7			G1-3			K	4	2	3	2	0	0	1						
3 Read Johnson, R OBP: 0.344, SLG: 0.387 35 Ron Davenport, L OBP: 0.429, SLG: 0.667	1B		P3		K				F8	4	0	1	0	0	1	2						
10 Vernon Wells, R OBP: 0.414, SLG: 0.714	1B		FC5-4 17 CS		P6				G5-3	4	0	1	1	0	0	2						
25 Troy Glaus, R OBP: 0.465, SLG: 0.531 27 Brad Hassey, R OBP: 0.200, SLG: 0.111 (7, PR)	BB		SF7		G5-3					1	0	0	1	2	0	0						
17 Lyle Overbay, L OBP: 0.250, SLG: 0.250 43 Kevin Barker, L OBP: 0.298, SLG: 0.404	BB		G4-3		G1				G3	4	0	0	0	0	0	4						
Shea Hillenbrand, R OBP: 0.300, SLG: 0.592		G6-3			K				G6-3	4	1	1	1	0	1	0						
Bengie Molina, R OBP: 0.294, SLG: 0.390 Guillermo Quiroz, R OBP: 0.188, SLG: 0.267		1B	15 2 G4-3			F8			2B	3	1	2	0	0	0	0						
15 Alex Rios, R OBP: 0.387, SLG: 0.667		FC4-6 2 CS			2 G4-3 8 1B				L4	4	1	1	0	0	0	2						
2 Aaron Hill, R OBP: 0.423, SLG: 0.543 Manny Mayerson, R OBP: 0.250, SLG: 0.500		CS			G4-3					3	1	2	1	0	0	1						
Inning Stats	R: 1 E: 0 K: 0 S: 5	H: 2 LOB: 1 BB: 1 P: 9	R: 0 E: 0 K: 0 S: 4	H: 1 LOB: 0 BB: 0 P: 4	R: 2 E: 0 K: 0 S: 6	H: 3 LOB: 1 BB: 0 P: 6	R: 3 E: 0 K: 1 S: 9	H: 4 LOB: 1 BB: 0 P: 9	R: 0 E: 0 K: 1 S: 5	H: 0 LOB: 0 BB: 0 P: 5	R: 0 E: 0 K: 0 S: 3	H: 1 LOB: 1 BB: 0 P: 5	R: 0 E: 0 K: 0 S: 3	H: 0 LOB: 1 BB: 1 P: 7	R: 0 E: 0 K: 1 S: 7	H: 2 LOB: 2 BB: 0 P: 7	1B: 9 2B: 2 3B: 1 HR: 1	SF: 1 SAC: 0 DP: 0 HBP: 0	WP: 0 PB: 0 SB: 1 CS: 2	PA: 38		
PITCHER	IP	WLS	BF	H	R	ER	SO	BB	IBB	HBP	BLK	WP	HR	S	P	ERA	WHIP					
21 Jon Lieber, R ERA: 7.07	4.0	L	21	10	6	6	1	1	0	0	0	0	0	10	10	0.00	0.500					
58 Eude Brito, L ERA: 7.27	2.0		7	1	0	0	1	0	0	0	0	0	0	3	7	0.00	1.000					
Rheal Cormier, L ERA: 3.12	1.0		4	0	0	0	0	1	0	0	0	0	0	7	7	0.00	2.000					
Arthur Rhodes, L ERA: 1.04	1.0		5	2	0	0	1	0	0	0	0	0	0	7	7	0.00	2.000					


Philadelphia Phillies @ Toronto Blue Jays
Knology Park, Dunedin, FL
Wed Mar 29 2006, 1:05 PM EST
Att: 3,612 - Sunny - 74 F


livebaseballscorecards.com


AB 34
R 6
H 13
RBI 6
BB 2
SO 3
LOB 14



Batter	1	2	3	4	5	6	7	8	9	AB R H RBI BB SO LOB	TOP																								
											<p>Syracuse SkyChiefs @ Toronto Blue Jays Knology Park, Dunedin, FL Fri Mar 31 2006, 1:05 PM EST</p> <p>livebaseballscorecards.com</p> <p>AB 0 R 0 H 0 RBI 0 BB 0 SO 0 LOB 0</p> 																								
Inning Stats										1B: 0 SF: 0 WP: 0 PA: 0 2B: 0 SAC: 0 FB: 0 3B: 0 DP: 0 SB: 0 HR: 0 HBP: 0 CS: 0																									
PITCHER	IP	WLS	BF	H	R	ER	SO	BB	IBB	HBP	BLK	WP	HR	S	P	ERA	WHIP	PITCHER	IP	WLS	BF	H	R	ER	SO	BB	IBB	HBP	BLK	WP	HR	S	P	ERA	WHIP

Batter	1	2	3	4	5	6	7	8	9	AB R H RBI BB SO LOB	BOTTOM																								
											<p>Syracuse SkyChiefs @ Toronto Blue Jays Knology Park, Dunedin, FL Fri Mar 31 2006, 1:05 PM EST</p> <p>livebaseballscorecards.com</p> <p>AB 0 R 0 H 0 RBI 0 BB 0 SO 0 LOB 0</p> 																								
Inning Stats										1B: 0 SF: 0 WP: 0 PA: 0 2B: 0 SAC: 0 FB: 0 3B: 0 DP: 0 SB: 0 HR: 0 HBP: 0 CS: 0																									
PITCHER	IP	WLS	BF	H	R	ER	SO	BB	IBB	HBP	BLK	WP	HR	S	P	ERA	WHIP	PITCHER	IP	WLS	BF	H	R	ER	SO	BB	IBB	HBP	BLK	WP	HR	S	P	ERA	WHIP

Batter	1	2	3	4	5	6	7	8	9	AB R H RBI BB SO LOB	TOP																								
											<p>Syracuse SkyChiefs @ Toronto Blue Jays Knology Park, Dunedin, FL Sat Apr 01 2006, 11:05 AM EST</p> <p>livebaseballscorecards.com</p> <p>AB 0 R 0 H 0 RBI 0 BB 0 SO 0 LOB 0</p> 																								
Inning Stats										1B: 0 SF: 0 2B: 0 SAC: 0 3B: 0 DP: 0 HR: 0 HBP: 0	WP: 0 PA: 0 PB: 0 SB: 0 CS: 0																								
PITCHER	IP	WLS	BF	H	R	ER	SO	BB	IBB	HBP	BLK	WP	HR	S	P	ERA	WHIP	PITCHER	IP	WLS	BF	H	R	ER	SO	BB	IBB	HBP	BLK	WP	HR	S	P	ERA	WHIP

Batter	1	2	3	4	5	6	7	8	9	AB R H RBI BB SO LOB	BOTTOM																								
											<p>Syracuse SkyChiefs @ Toronto Blue Jays Knology Park, Dunedin, FL Sat Apr 01 2006, 11:05 AM EST</p> <p>livebaseballscorecards.com</p> <p>AB 0 R 0 H 0 RBI 0 BB 0 SO 0 LOB 0</p> 																								
Inning Stats										1B: 0 SF: 0 2B: 0 SAC: 0 3B: 0 DP: 0 HR: 0 HBP: 0	WP: 0 PA: 0 PB: 0 SB: 0 CS: 0																								
PITCHER	IP	WLS	BF	H	R	ER	SO	BB	IBB	HBP	BLK	WP	HR	S	P	ERA	WHIP	PITCHER	IP	WLS	BF	H	R	ER	SO	BB	IBB	HBP	BLK	WP	HR	S	P	ERA	WHIP

Batter	1	2	3	4	5	6	7	8	9	AB	R	H	RBI	BB	SO	LOB	TOP					
Shannon Stewart, R OBP: 0.750, SLG: 1.500										4	2	3	1	0	0	1	Minnesota Twins @ Toronto Blue Jays Rogers Centre, Toronto, ON Tue Apr 04 2006, 7:15 PM EDT Att. 50,449 - Roof Closed - 68 F					
Luis Castillo, S										3	0	0	0	0	2	1						
7 Joe Mauer, L										4	0	0	0	0	0	2						
24 Rondell White, R										3	0	0	1	0	1	2						
Torii Hunter, R										4	0	0	0	0	1	2						
33 Justin Morneau, L										4	0	0	0	0	2	1						
Tony Batista, R OBP: 0.333, SLG: 1.333										3	1	1	1	0	0	0						
16 Jason Kubel, L										3	0	0	0	0	0	0						
Juan Castro, R OBP: 0.500, SLG: 0.500										2	0	1	0	0	0	0						
20 Lew Ford, R (8, PH)										1	0	0	0	0	0	0						
8 Nick Punto, S (8, 6)										0	0	0	0	0	0	0						
Inning Stats	R: 1 E: 1 K: 0 S: 11	H: 1 LOB: 1 BB: 0 P: 14	R: 0 E: 0 K: 0 S: 7	H: 0 LOB: 0 BB: 0 P: 12	R: 0 E: 0 K: 1 S: 5	H: 1 LOB: 0 BB: 0 P: 7	R: 0 E: 1 K: 1 S: 10	H: 0 LOB: 1 BB: 0 P: 14	R: 0 E: 0 K: 0 S: 5	H: 0 LOB: 0 BB: 0 P: 6	R: 0 E: 0 K: 2 S: 12	H: 1 LOB: 1 BB: 0 P: 18	R: 1 E: 0 K: 0 S: 7	H: 1 LOB: 0 BB: 0 P: 9	R: 1 E: 0 K: 0 S: 11	H: 1 LOB: 0 BB: 0 P: 14	R: 0 E: 0 K: 2 S: 13	H: 0 LOB: 0 BB: 0 P: 18	1B: 3 2B: 0 3B: 0 HR: 2	SF: 1 SAC: 1 DP: 1 HBP: 0	WP: 0 PB: 0 SB: 0 CS: 0	PA: 33
PITCHER	IP WLS BF H R ER SO BB IBB HBP BLK WP HR S P ERA WHIP																					
32 Roy Halladay, R ERA: 2.35	(1, 1) 7.2 W 29 5 3 2 4 0 0 0 0 0 2 64 88 2.35 0.652																					
Scott Schoeneweis, L ERA:	(8, 1) 0.1 H 1 0 0 0 0 0 0 0 0 0 0 4 6 0.00 0.000																					
52 B.J. Ryan, L ERA:	(9, 1) 1.0 S 3 0 0 0 2 0 0 0 0 0 0 0 13 18 0.00 0.000																					

Batter	1	2	3	4	5	6	7	8	9	AB	R	H	RBI	BB	SO	LOB	BOTTOM			
3 Reed Johnson, R OBP: 0.600, SLG: 0.600										5	1	3	0	0	0	1	Minnesota Twins @ Toronto Blue Jays Rogers Centre, Toronto, ON Tue Apr 04 2006, 7:15 PM EDT Att. 50,449 - Roof Closed - 68 F			
15 Alex Rios, R OBP: 0.600, SLG: 1.200										5	1	3	2	0	0	2				
10 Vernon Wells, R OBP: 0.200, SLG: 0.200										5	0	1	0	0	2	6				
25 Troy Glaus, R OBP: 0.250, SLG: 0.500										4	1	1	0	0	2	2				
17 Lyle Overbay, L OBP: 0.250, SLG: 0.250										4	1	1	0	0	1	1				
Shea Hillenbrand, R OBP: 0.500, SLG: 0.667										3	1	2	1	0	0	0				
Bengie Molina, R OBP: 0.500, SLG: 1.250										4	1	2	2	0	0	1				
2 Aaron Hill, R										4	0	0	0	0	0	2				
8 Russ Adams, L OBP: 0.500, SLG: 0.333										3	0	1	1	1	0	0				
Inning Stats	R: 0 E: 0 K: 1 S: 11	H: 1 LOB: 1 BB: 0 P: 19	R: 0 E: 0 K: 1 S: 12	H: 0 LOB: 0 BB: 0 P: 14	R: 0 E: 0 K: 1 S: 10	H: 1 LOB: 2 BB: 1 P: 15	R: 3 E: 1 K: 0 S: 17	H: 3 LOB: 1 BB: 0 P: 22	R: 0 E: 0 K: 0 S: 7	H: 1 LOB: 1 BB: 0 P: 11	R: 1 E: 0 K: 1 S: 18	H: 5 LOB: 3 BB: 0 P: 28	R: 0 E: 0 K: 1 S: 13	H: 1 LOB: 1 BB: 0 P: 17	R: 2 E: 0 K: 0 S: 16	H: 2 LOB: 0 BB: 0 P: 28		1B: 11 2B: 1 3B: 0 HR: 2	SF: 1 SAC: 0 DP: 1 HBP: 0	WP: 0 PB: 0 SB: 0 CS: 0
PITCHER	IP WLS BF H R ER SO BB IBB HBP BLK WP HR S P ERA WHIP																			
Johan Santana, L ERA: 6.35	(1, 1) 5.2 L 28 10 4 4 3 1 0 0 0 0 0 0 20 28 6.35 1.941																			
Juan Rincon, R ERA:	(6, 1) 1.1 6 2 0 0 2 0 0 0 0 0 0 0 20 28 0.00 1.500																			
2B Jesse Crain, R ERA: 18.0	(8, 1) 1.0 5 2 2 2 0 0 0 0 0 0 0 1 16 28 18.00 2.000																			

AB	31
R	3
H	5
RBI	3
BB	0
SO	6
LOB	9



AB	37
R	6
H	14
RBI	6
BB	1
SO	5
LOB	15



Batter	1	2	3	4	5	6	7	8	9	AB	R	H	RBI	BB	SO	LOB	TOP								
Shannon Stewart, R (1, 7) OBP: 0.556, SLG: 1.222 5 Michael Cuddyer, R (9, PH) (9, 9)	G3		P3						G5-3	5	2	2	1	0	0	2	Minnesota Twins @ Toronto Blue Jays Rogers Centre, Toronto, ON Wed Apr 05 2006, 7:07 PM EDT Att: 18,156 - Roof Closed - 68 F								
Luis Castillo, S (1, 4) OBP: 0.375, SLG: 0.286 8 Nick Punto, S (9, 4)	G3-1				F7					4	3	2	0	1	0	0									
7 Joe Mauer, L (1, 2) OBP: 0.444, SLG: 0.375	G6-3									4	3	3	0	1	0	0									
24 Rondell White, R (1, 10) OBP: 0.111, SLG: 0.143										4	0	1	1	0	2	6									
Tori Hunter, R (1, 8) OBP: 0.444, SLG: 0.889	G5-4-3									5	3	4	6	0	0	1									
33 Justin Morneau, L (1, 3) OBP: 0.111, SLG: 0.111	G4-3									5	1	1	1	0	0	3									
Tony Batista, R (1, 5) OBP: 0.286, SLG: 0.667 38 Luis Antonio Rodriguez (PH) OBP: 1.000, SLG: 4.000										3	0	0	0	1	2	2									
16 Jason Kubel, L (1, 9) OBP: 0.143, SLG: 0.143 20 Lew Ford, R (9, 7)										4	0	1	1	0	0	1									
Juan Castro, R (1, 6) OBP: 0.429, SLG: 0.333										4	0	1	0	1	0	1									
Inning Stats	R: 0 H: 0 E: 0 K: 0 S: 7	H: 0 LOB: 0 BB: 0 P: 12	R: 0 H: 1 E: 0 K: 0 S: 4	LOB: 0 BB: 0 P: 6	R: 0 H: 1 E: 0 K: 1 S: 11	LOB: 1 BB: 0 P: 13	R: 4 H: 5 E: 2 K: 1 S: 17	LOB: 1 BB: 0 P: 27	R: 1 H: 3 E: 0 K: 1 S: 10	LOB: 2 BB: 1 P: 14	R: 0 H: 0 E: 0 K: 0 S: 7	H: 0 LOB: 1 BB: 1 P: 15	R: 3 H: 2 E: 0 K: 0 S: 12	H: 2 LOB: 1 BB: 2 P: 25	R: 4 H: 3 E: 0 K: 1 S: 24	H: 3 LOB: 0 BB: 1 P: 39		R: 1 H: 1 E: 0 K: 0 S: 6	LOB: 0 BB: 0 P: 9	1B: 12 2B: 1 3B: 0 HR: 3	SF: 1 SAC: 0 DP: 1 HBP: 0	WP: 2 PB: 0 SB: 2 CS: 0	PA: 46		
PITCHER	IP	WLS	BF	H	R	ER	SO	BB	IBB	HBP	BLK	WP	HR	S	P	ERA	WHIP	PITCHER							
Josh Towers, R (1, 1) ERA: 7.71	4.2	L	23	10	5	4	3	0	0	0	0	0	1	48	70	7.71	2.143								
56 Brian Tallet, L (5, 1) ERA: 13.5	1.1		7	1	2	2	0	2	0	0	0	0	0	11	24	13.50	2.250								
Vinnie Chulk, R (7, 1) ERA: 9.0	1.0		5	1	1	1	0	1	0	0	0	1	0	9	18	9.00	2.000								
54 Jason Frasor, R (8, 1) ERA: 36.0	1.0		7	3	4	4	1	1	0	0	0	1	1	24	39	36.00	4.000								
Justin Speier, R (9, 1) ERA: 9.0	1.0		4	1	1	1	0	0	0	0	0	0	1	6	9	9.00	1.000								
Batter	1	2	3	4	5	6	7	8	9	AB	R	H	RBI	BB	SO	LOB	BOTTOM								
8 Russ Adams, L (1, 6) OBP: 0.429, SLG: 0.500 6 John McDonald, R (8, PH) (9, 6)	G4-3									3	1	1	0	0	0	0	Minnesota Twins @ Toronto Blue Jays Rogers Centre, Toronto, ON Wed Apr 05 2006, 7:07 PM EDT Att: 18,156 - Roof Closed - 68 F								
Frank Catalanotto, L (1, 7) OBP: 0.667, SLG: 1.000 3 Reed Johnson, R (8, PH) OBP: 0.500, SLG: 0.500										3	1	2	0	0	0	1									
10 Vernon Wells, R (1, 8) OBP: 0.222, SLG: 0.222										4	0	1	0	0	0	3									
25 Troy Glaus, R (1, 5) OBP: 0.500, SLG: 1.125										4	1	3	3	0	1	0									
17 Lyle Overbay, L (1, 3) OBP: 0.429, SLG: 0.857 Jason Phillips, R (8, PH) (9, 3)										3	1	2	1	0	0	1									
Shea Hillenbrand, R (1, 10) OBP: 0.250, SLG: 0.286										4	0	0	0	0	1	1									
Bengie Molina, R (1, 2) OBP: 0.375, SLG: 0.750										4	0	1	0	0	0	0									
Eric Hinske, L (1, 9) 15 Alex Rios, R (7, PH) OBP: 0.571, SLG: 1.000 (8, 9)										2	0	0	0	0	0	1									
2 Aaron Hill, R (1, 4) OBP: 0.125, SLG: 0.125										4	0	1	0	0	1	0									
Inning Stats	R: 3 H: 3 E: 0 K: 0 S: 17	H: 0 LOB: 0 BB: 0 P: 23	R: 0 H: 0 E: 0 K: 0 S: 6	LOB: 0 BB: 0 P: 7	R: 1 H: 2 E: 0 K: 0 S: 11	LOB: 1 BB: 0 P: 17	R: 0 H: 1 E: 0 K: 1 S: 10	LOB: 0 BB: 0 P: 17	R: 0 H: 1 E: 0 K: 1 S: 8	LOB: 1 BB: 0 P: 11	R: 0 H: 0 E: 0 K: 2 S: 9	H: 0 LOB: 0 BB: 0 P: 11	R: 0 H: 2 E: 0 K: 1 S: 13	H: 2 LOB: 2 BB: 0 P: 17	R: 0 H: 2 E: 0 K: 0 S: 13	H: 2 LOB: 2 BB: 0 P: 18		1B: 7 2B: 4 3B: 0 HR: 2	SF: 0 SAC: 0 DP: 2 HBP: 0	WP: 0 PB: 0 SB: 0 CS: 0	PA: 37				
PITCHER	IP	WLS	BF	H	R	ER	SO	BB	IBB	HBP	BLK	WP	HR	S	P	ERA	WHIP	PITCHER							
Brad Radke, R (1, 1) ERA: 6.0	6.0	W	24	8	4	4	2	0	0	0	0	0	2	61	89	6.00	1.333								
47 Francisco Liriano, L (7, 1) ERA: 6.0	2.0		8	2	0	0	3	0	0	0	0	0	0	22	28	0.00	1.000								
54 Matt Guerrier, R (9, 1) ERA: 6.0	1.0		5	2	0	0	0	0	0	0	0	0	0	13	18	0.00	2.000								

Batter	1	2	3	4	5	6	7	8	9	AB	R	H	RBI	BB	SO	LOB	TOP										
13 Carl Crawford, L OBP: 0.412, SLG: 0.375										5	1	3	1	0	1	0	Tampa Bay Devil Rays @ Toronto Blue Jays Rogers Centre, Toronto, ON Fri Apr 07 2006, 7:07 PM EDT Att: 15,631 - Roof Closed - 68 F										
3 Jorge Cantu, R OBP: 0.290, SLG: 0.462 Tomas Perez, S										3	0	0	0	0	1	2											
31 Jonny Gomes, R OBP: 0.533, SLG: 1.000 Joey Gathright, L OBP: 0.571, SLG: 0.400										4	2	3	2	0	0	0											
Aubrey Huff, L OBP: 0.375, SLG: 0.167										4	1	1	0	0	2	1											
Ty Wigginton, R OBP: 0.444, SLG: 0.889										4	2	3	0	1	0												
Travis Lee, L OBP: 0.235, SLG: 0.647										4	1	1	2	0	1	0											
Toby Hall, R OBP: 0.154, SLG: 0.167										4	0	0	0	0	0	0											
Nick Green, R OBP: 0.167, SLG: 0.091										4	0	0	0	0	1	0											
Damon Hollins, R OBP: 0.455, SLG: 0.818										4	2	2	1	0	0	0											
Inning Stats	R: 0 E: 0 K: 1 S: 7	H: 0 LOB: 0 BB: 0 P: 8	R: 0 E: 0 K: 2 S: 13	H: 0 LOB: 0 BB: 0 P: 18	R: 0 E: 0 K: 0 S: 5	H: 0 LOB: 0 BB: 0 P: 7	R: 0 E: 0 K: 0 S: 9	H: 2 LOB: 1 BB: 0 P: 13	R: 3 E: 0 K: 1 S: 16	H: 4 LOB: 1 BB: 0 P: 25	R: 3 E: 0 K: 1 S: 13	H: 3 LOB: 0 BB: 0 P: 19	R: 2 E: 0 K: 2 S: 17	H: 2 LOB: 0 BB: 0 P: 23	R: 0 E: 0 K: 1 S: 8	H: 0 LOB: 0 BB: 0 P: 15		R: 1 E: 0 K: 0 S: 8	H: 1 LOB: 0 BB: 0 P: 11	1B: 7 2B: 1 3B: 0 HR: 4	SF: 0 SAC: 0 DP: 1 HBP: 0	WP: 0 PB: 0 SB: 1 CS: 0	PA: 38				
PITCHER	IP	WLS	BF	H	R	ER	SO	BB	IBB	HBP	BLK	WP	HR	S	P	ERA	WHIP										
37 Scott Downs, L ERA: 5.4	5.0		20	6	3	3	4	0	0	0	0	0	1	50	71	5.40	1.200										
Vinnie Chulk, R ERA: 18.0	1.0	B	6	3	3	3	1	0	0	0	0	0	1	13	19	27.00	3.000										
Pete Walker, R ERA: 18.0	0.2	L	4	2	2	2	1	0	0	0	0	0	1	14	19	27.00	3.000										
Scott Schoeneweis, L ERA: 18.0	1.0		3	0	0	0	2	0	0	0	0	0	0	8	14	0.00	0.000										
54 Jason Frasor, R ERA: 19.29	1.1		5	1	1	1	0	0	0	0	0	0	1	11	16	6.75	0.750										

Batter	1	2	3	4	5	6	7	8	9	AB	R	H	RBI	BB	SO	LOB	BOTTOM										
3 Reed Johnson, R OBP: 0.667, SLG: 0.500 Frank Catalanotto, L OBP: 0.444, SLG: 0.429										0	2	0	0	0	0	0	Tampa Bay Devil Rays @ Toronto Blue Jays Rogers Centre, Toronto, ON Fri Apr 07 2006, 7:07 PM EDT Att: 15,631 - Roof Closed - 68 F										
15 Alex Rios, R OBP: 0.385, SLG: 0.846										5	1	1	2	0	0	7											
10 Vernon Wells, R OBP: 0.444, SLG: 0.778										5	4	4	2	0	1	0											
25 Troy Glaus, R OBP: 0.353, SLG: 0.824										5	1	2	3	0	0	1											
17 Lyle Overbay, L OBP: 0.500, SLG: 0.800										4	0	2	1	1	1	1											
Shea Hillenbrand, R OBP: 0.235, SLG: 0.214										5	0	0	0	0	1	3											
Bengie Molina, R OBP: 0.417, SLG: 0.667 Eric Hinske, L										4	0	2	0	0	0	0											
Jason Phillips, R OBP: 0.200, SLG: 0.200										0	0	0	0	0	0	0											
2 Aaron Hill, R OBP: 0.267, SLG: 0.333										3	0	2	0	0	0	0											
6 John McDonald, R										2	0	0	0	0	0	1											
8 Russ Adams, L OBP: 0.357, SLG: 0.333										2	0	0	0	0	0	4											
Inning Stats	R: 3 E: 0 K: 0 S: 14	H: 3 LOB: 0 BB: 0 P: 24	R: 0 E: 0 K: 0 S: 7	H: 0 LOB: 0 BB: 0 P: 9	R: 3 E: 0 K: 1 S: 13	H: 2 LOB: 0 BB: 0 P: 18	R: 0 E: 0 K: 0 S: 11	H: 1 LOB: 2 BB: 0 P: 13	R: 0 E: 0 K: 2 S: 14	H: 1 LOB: 1 BB: 0 P: 21	R: 0 E: 0 K: 0 S: 13	H: 2 LOB: 2 BB: 0 P: 18	R: 1 E: 0 K: 0 S: 8	H: 2 LOB: 0 BB: 0 P: 15	R: 0 E: 0 K: 0 S: 8	H: 1 LOB: 2 BB: 1 P: 14	R: 1 E: 0 K: 0 S: 10	H: 1 LOB: 0 BB: 1 P: 20	1B: 8 2B: 2 3B: 0 HR: 4	SF: 0 SAC: 1 DP: 3 HBP: 3	WP: 0 PB: 0 SB: 1 CS: 0	PA: 42					
PITCHER	IP	WLS	BF	H	R	ER	SO	BB	IBB	HBP	BLK	WP	HR	S	P	ERA	WHIP										
Casey Fossum, L ERA: 11.57	4.2		23	7	6	6	2	0	0	0	0	0	1	22	32	6.75	3.000										
Scott Dunn, R ERA: 6.75	1.1	W	8	4	1	1	1	0	0	0	0	0	0	9	11	0.00	0.600										
22 Shawn Camp, R ERA: 7.71	1.2	H	5	1	0	0	0	0	0	0	0	0	1	13	29	6.75	2.250										
Dan Miceli, R ERA: 7.71	1.1	S	6	1	1	1	0	2	0	0	0	0	1	13	29	6.75	2.250										



Batter	1	2	3	4	5	6	7	8	9	AB	R	H	RBI	BB	SO	LOB	TOP										
13 Carl Crawford, L OBP: 0.318, SLG: 0.286	G1-3	L3	FC4-6			G4-3			B1	5	0	0	0	0	0	6											
Nick Green, R OBP: 0.294, SLG: 0.200	K		FC5 BB	1B		1B			G4-3	4	1	2	0	1	1	0											
31 Jonny Gomes, R OBP: 0.500, SLG: 0.786	BB		FC5 BB	1B		K			G6-3	3	1	0	0	2	2	2											
Aubrey Huff, L OBP: 0.400, SLG: 0.200	L9		E BB	1B		WP			G3	3	1	1	0	1	0	1											
Ty Wigginton, R OBP: 0.385, SLG: 0.667		2B BB	FC5 SH1-3	1B		K			F7	3	1	0	0	1	1	2											
Damon Hollins, R OBP: 0.467, SLG: 0.800	1B		FC4-2 SH1-3	1B		K			G5-3	4	0	2	1	0	1	0											
8 Josh Paul, R OBP: 0.250, SLG: 0.500	K		SH1-3	1B		F9			K	3	0	0	0	0	2	2											
Tomas Perez, S OBP: 0.333, SLG: 0.200	1B		FC4-2 BB			F8			K	3	0	1	1	1	1	0											
Joey Gathright, L OBP: 0.455, SLG: 0.333	1B		FC4-2			G6-3			L6	4	0	1	0	0	0	3											
Inning Stats	R: 0 E: 0 K: 1 S: 6	H: 0 LOB: 1 BB: 1 P: 11	R: 1 E: 0 K: 1 S: 13	H: 3 LOB: 2 BB: 1 P: 27	R: 3 E: 1 K: 0 S: 18	H: 1 LOB: 3 BB: 4 P: 35	R: 0 E: 0 K: 2 S: 12	H: 2 LOB: 1 BB: 0 P: 20	R: 0 E: 0 K: 1 S: 10	H: 0 LOB: 0 BB: 0 P: 15	R: 0 E: 0 K: 1 S: 10	H: 1 LOB: 1 BB: 0 P: 17	R: 0 E: 0 K: 0 S: 9	H: 0 LOB: 0 BB: 0 P: 15	R: 0 E: 0 K: 2 S: 10	H: 0 LOB: 0 BB: 0 P: 16	R: 0 E: 0 K: 0 S: 5	H: 0 LOB: 0 BB: 0 P: 7	1B: 6 2B: 2 3B: 0 HR: 0	SF: 0 SAC: 1 DP: 1 HBP: 0	WP: 1 PB: 0 CS: 1	PA: 39					
PITCHER	IP	WLS	BF	H	R	ER	SO	BB	IBB	HBP	BLK	WP	HR	S	P	ERA	WHIP										
Ted Lilly, L ERA: 11.57	(1, 1)	2.1	17	4	4	3	2	6	0	0	0	0	0	32	67	11.57	4.286										
56 Brian Tallet, L ERA: 4.5	(3, 1)	2.2	W	9	2	0	3	0	0	0	0	1	0	27	41	0.00	0.750										
54 Jason Frasor, R ERA: 13.5	(6, 1)	1.0	H	4	1	0	0	1	0	0	0	0	0	10	17	0.00	1.000										
Justin Speier, R ERA: 2.25	(7, 1)	2.0		6	0	0	0	2	0	0	0	0	0	19	31	0.00	0.000										
Scott Schoeneweis, L ERA:	(9, 1)	1.0		3	0	0	0	0	0	0	0	0	0	5	7	0.00	0.000										

Tampa Bay Devil Rays @ Toronto Blue Jays
Rogers Centre, Toronto, ON
Sat Apr 08 2006, 1:07 PM EDT
Att: 18,755 - Roof Closed - 68 F

AB 32
R 4
H 7
RBI 2
BB 6
SO 8
LOB 16



Batter	1	2	3	4	5	6	7	8	9	AB	R	H	RBI	BB	SO	LOB	BOTTOM										
8 Russ Adams, L OBP: 0.368, SLG: 0.412	F9		2B	1B		K	F8-5			5	1	2	0	0	1	1											
Frank Catalanotto, L OBP: 0.615, SLG: 0.700										3	0	3	2	0	0	0											
3 Reed Johnson, R OBP: 0.600, SLG: 0.429	HBP		2B	1B		10 G4-3	F8			1	1	0	0	0	0	0											
10 Vernon Wells, R OBP: 0.435, SLG: 0.727	F7		L7			G4-3				4	0	1	0	1	0	3											
25 Troy Glaus, R OBP: 0.409, SLG: 0.737	BB					17 BB	F8			2	1	0	0	3	1	4											
17 Lyle Overbay, L OBP: 0.429, SLG: 0.650	L4		K			1B	G4-3			5	1	1	1	0	2	5											
Shea Hillenbrand, R OBP: 0.318, SLG: 0.278	K					G5-3				4	1	2	1	0	1	0											
Eric Hinske, L OBP: 0.444, SLG: 0.286	F8		1B			1B				3	2	2	1	1	0	0											
15 Alex Rios, R OBP: 0.357, SLG: 0.786			1B			9 HR	F8			1	0	0	0	0	0	2											
9 Gregg Zaun, S OBP: 0.250, SLG: 1.000	F7		F9			K				4	1	1	2	0	1	4											
2 Aaron Hill, R OBP: 0.263, SLG: 0.389	F9		SF8			F9				3	0	1	1	0	0	0											
Inning Stats	R: 0 E: 0 K: 0 S: 9	H: 0 LOB: 2 BB: 1 P: 18	R: 0 E: 0 K: 1 S: 6	H: 0 LOB: 0 BB: 0 P: 7	R: 1 E: 0 K: 1 S: 15	H: 2 LOB: 1 BB: 1 P: 27	R: 2 E: 0 K: 1 S: 17	H: 4 LOB: 3 BB: 1 P: 26	R: 2 E: 0 K: 1 S: 7	H: 1 LOB: 1 BB: 1 P: 14	R: 3 E: 0 K: 2 S: 24	H: 4 LOB: 2 BB: 1 P: 35	R: 0 E: 0 K: 0 S: 5	H: 1 LOB: 0 BB: 0 P: 7	R: 0 E: 0 K: 0 S: 12	H: 1 LOB: 2 BB: 0 P: 18	R: 0 E: 0 K: 0 S: 5	H: 0 LOB: 0 BB: 0 P: 18	1B: 8 2B: 5 3B: 0 HR: 1	SF: 1 SAC: 0 DP: 1 HBP: 2	WP: 0 PB: 0 CS: 0	PA: 43					
PITCHER	IP	WLS	BF	H	R	ER	SO	BB	IBB	HBP	BLK	WP	HR	S	P	ERA	WHIP										
Doug Waechter, R ERA: 7.36	(1, 1)	3.2		6	3	3	2	2	0	0	0	0	1	11	23	13.50	2.250										
Jason Childers, R ERA: 11.57	(4, 1)	1.1	L	7	1	2	2	2	0	0	0	0	0	29	42	13.50	3.000										
Travis Harper, R ERA: 9.0	(6, 1)	2.0		11	5	3	3	2	1	0	0	0	0	12	18	0.00	1.000										
45 Ruddy Lugo, R ERA: 5.4	(8, 1)	1.0		5	1	0	0	0	0	0	1	0	0	0	0	0.00	1.000										

Tampa Bay Devil Rays @ Toronto Blue Jays
Rogers Centre, Toronto, ON
Sat Apr 08 2006, 1:07 PM EDT
Att: 18,755 - Roof Closed - 68 F

AB 35
R 8
H 13
RBI 8
BB 5
SO 6
LOB 19



Batter	1	2	3	4	5	6	7	8	9	AB	R	H	RBI	BB	SO	LOB	TOP				
8 Russ Adams, L OBP: 0.333, SLG: 0.360	G6-3	G4-3			F9			HR		4	1	1	0	0	0	1	Toronto Blue Jays @ Boston Red Sox Fenway Park, Boston, MA Tue Apr 11 2006, 2:05 PM EDT Att: 35,491 - Partly Cloudy - 61 F				
Frank Catalanotto, L OBP: 0.356, SLG: 0.766	25 BB 10 BB		F7		G4-3		HR		3	2	1	2	1	0	0						
10 Vernon Wells, R OBP: 0.387, SLG: 0.633	17 BB 25 BB		F8		L5		F9		4	0	1	0	0	0	0						
25 Troy Glaus, R OBP: 0.433, SLG: 0.640	17 BB		K		G6-3		F9		3	0	0	0	1	1	0						
17 Lyle Overbay, L OBP: 0.414, SLG: 0.538	G6-4-3		G4-6-3		F7		K		2	0	0	1	2	1	0						
Shea Hillenbrand, R OBP: 0.233, SLG: 0.192	G6-4-3		P3		G6-3		F7		4	0	0	0	0	0	4						
Bengie Molina, R OBP: 0.400, SLG: 0.600		G4-3	G4-6-3		G6-3		F9		4	0	1	0	0	0	1						
Eric Hinske, L OBP: 0.333, SLG: 0.200		G4-3			F8		G3		3	0	0	0	0	0	1						
2 Aaron Hill, R OBP: 0.269, SLG: 0.400					K		G5-3		3	0	1	0	0	1	0						
Inning Stats	R: 1 E: 0 K: 0 S: 20	H: 1 LOB: 2 BB: 3 P: 36	R: 0 E: 0 K: 0 S: 9	H: 1 LOB: 0 BB: 0 P: 15	R: 0 E: 0 K: 1 S: 9	H: 0 LOB: 0 BB: 0 P: 12	R: 0 E: 0 K: 0 S: 7	H: 0 LOB: 0 BB: 1 P: 14	R: 0 E: 0 K: 1 S: 10	H: 0 LOB: 0 BB: 0 P: 13	R: 0 E: 0 K: 0 S: 4	H: 1 LOB: 1 BB: 0 P: 10	R: 2 E: 0 K: 0 S: 13	H: 2 LOB: 0 BB: 0 P: 20	R: 0 E: 0 K: 1 S: 8	H: 0 LOB: 0 BB: 0 P: 10	1B: 3 2B: 1 3B: 0 HR: 1	SF: 0 SAC: 0 DP: 2 HBP: 0	WP: 0 PB: 0 SB: 0 CS: 0	PA: 34	
PITCHER	IP WLS BF H R ER SO BB IBB HBP BLK WP HR S P ERA WHIP	7.0 W 26 3 1 1 2 4 0 0 0 0 0 66 105 1.29 1.000	1.0 S 5 2 2 2 0 0 0 0 0 0 1 13 20 18.00 2.000	1.0 S 3 0 0 0 1 0 0 0 0 0 0 8 10 0.00 0.000	PITCHER										IP WLS BF H R ER SO BB IBB HBP BLK WP HR S P ERA WHIP						
19 Josh Beckett, R ERA: 1.29											7.0 W 26 3 1 1 2 4 0 0 0 0 0 66 105 1.29 1.000										
Keith Foulke, R ERA: 6.75											1.0 S 5 2 2 2 0 0 0 0 0 0 1 13 20 18.00 2.000										
58 Jonathan Papelbon, R ERA:											1.0 S 3 0 0 0 1 0 0 0 0 0 0 8 10 0.00 0.000										

Batter	1	2	3	4	5	6	7	8	9	AB	R	H	RBI	BB	SO	LOB	BOTTOM				
20 Kevin Youkilis, R OBP: 0.476, SLG: 0.529	34 FC4-5			F8		K				4	0	2	1	0	1	2	Toronto Blue Jays @ Boston Red Sox Fenway Park, Boston, MA Tue Apr 11 2006, 2:05 PM EDT Att: 35,491 - Partly Cloudy - 61 F				
Mark Loretta, R OBP: 0.375, SLG: 0.357	K	P6		G6-3			F9		4	0	0	0	0	1	2						
34 David Ortiz, L OBP: 0.455, SLG: 0.630	FC4-5				G6-4-3		HR		3	1	2	1	1	0	1						
Manny Ramirez, R OBP: 0.387, SLG: 0.240	F8			G6-4-3		K			4	0	0	0	0	2	4						
Trot Nixon, L OBP: 0.444, SLG: 0.571				G3					1	1	0	0	1	0	0						
Wily Mo Peña, R OBP: 0.200, SLG: 0.400		25 BB			F8		K		2	0	0	0	0	1	0						
Jason Varitek, S OBP: 0.500, SLG: 0.529	25 BB			F9		25 BB		G4-3	3	1	1	0	1	0	0						
25 Mike Lowell, R OBP: 0.393, SLG: 0.600		2B				BB			4	1	4	1	0	0	0						
Adam Stern, L OBP: 0.400, SLG: 0.444		2B		F7		B5		P6	4	1	1	2	0	0	4						
Alex Gonzalez, R OBP: 0.240, SLG: 0.217		G1-3		G1-3		K		G6-3	4	0	0	0	0	1	4						
Inning Stats	R: 0 E: 0 K: 1 S: 9	H: 1 LOB: 1 BB: 0 P: 14	R: 4 E: 0 K: 1 S: 22	H: 4 LOB: 2 BB: 2 P: 38	R: 0 E: 0 K: 0 S: 9	H: 1 LOB: 1 BB: 0 P: 13	R: 0 E: 0 K: 0 S: 6	H: 0 LOB: 0 BB: 0 P: 9	R: 0 E: 0 K: 2 S: 13	H: 1 LOB: 2 BB: 1 P: 21	R: 1 E: 0 K: 2 S: 10	H: 1 LOB: 0 BB: 0 P: 16	R: 0 E: 0 K: 0 S: 10	H: 1 LOB: 1 BB: 0 P: 18	1B: 4 2B: 5 3B: 0 HR: 1	SF: 0 SAC: 0 DP: 1 HBP: 0	WP: 0 PB: 0 SB: 1 CS: 0	PA: 36			
PITCHER	IP WLS BF H R ER SO BB IBB HBP BLK WP HR S P ERA WHIP	6.0 L 28 8 4 4 4 3 0 0 0 0 0 1 10 16 9.00 1.833	7.1 L 4 1 1 1 2 0 0 0 0 0 1 10 16 9.00 1.833	8.1 L 4 1 0 0 0 0 0 0 0 0 1 10 18 0.00 1.000	PITCHER										IP WLS BF H R ER SO BB IBB HBP BLK WP HR S P ERA WHIP						
Josh Towers, R ERA: 6.75											6.0 L 28 8 4 4 4 3 0 0 0 0 0 1 10 16 9.00 1.833										
Vinnie Chulk, R ERA: 11.25											7.1 L 4 1 1 1 2 0 0 0 0 0 1 10 16 9.00 1.833										
54 Jason Frasor, R ERA: 10.38											8.1 L 4 1 0 0 0 0 0 0 0 0 1 10 18 0.00 1.000										

AB 30
R 3
H 5
RBI 3
BB 4
SO 3
LOB 7



AB 33
R 5
H 10
RBI 5
BB 3
SO 6
LOB 17



Batter	1	2	3	4	5	6	7	8	9	AB	R	H	RBI	BB	SO	LOB	TOP					
3 Reed Johnson, R OBP: 0.650, SLG: 0.533	0-1 15 HR	4-2 15 2B		0-2 G4-3		4-1 10 1B, 15 1B		0-2 25 WP, 25 S		3	2	2	0	2	0	0						
15 Alex Rios, R OBP: 0.391, SLG: 0.864	1-0 HR	0-2 10 1B		1-1 G6-3		2-2 10 1B		2-1 SF8		4	2	3	4	0	0	0						
10 Vernon Wells, R OBP: 0.417, SLG: 0.714	1-2 G6-3	3-2 25 1B			1-2 HR	1-1 G6-4-3		0-0 P6		5	1	3	2	0	0	1						
25 Troy Glaus, R OBP: 0.429, SLG: 0.600	1-2 G4-3	0-0 1B			3-1 F9, 2 1B, 2B	3-3 K		3-3 K		5	1	2	0	0	2	4						
Bengie Molina, R OBP: 0.440, SLG: 0.708	0-1 HR	2-3 K			1-2 2 1B	0-1 G6-4-3			4-1 BB	4	1	2	1	1	1	5						
Shea Hillenbrand, R OBP: 0.229, SLG: 0.194	2-1 1B			0-1 G3		0-1 F9			1-3 K	5	0	1	0	0	1	3						
17 Lyle Overbay, L OBP: 0.353, SLG: 0.452	2-0 F8			1-1 G6-3		0-2 K			0-2 L7	5	0	0	0	0	1	4						
2 Aaron Hill, R OBP: 0.290, SLG: 0.433		1-1 G6-4-3		2-0 G4-3		0-0 1B			1-1 F7	5	0	2	1	0	0	1						
6 John McDonald, R OBP: 0.125, SLG: 0.125	1-0 G6-4-3			1-2 F9		3-1 G6-3			1-0 3 1B, 15 SF8	4	1	1	0	0	0	3						
Inning Stats	R: 3 E: 0 K: 0 S: 14	H: 4 LOB: 1 BB: 0 P: 21	R: 2 E: 0 K: 1 S: 18	H: 4 LOB: 2 BB: 1 P: 29	R: 0 E: 0 K: 0 S: 5	H: 0 LOB: 0 BB: 0 P: 8	R: 0 E: 0 K: 0 S: 8	H: 0 LOB: 0 BB: 0 P: 10	R: 2 E: 0 K: 1 S: 17	H: 4 LOB: 2 BB: 0 P: 25	R: 0 E: 0 K: 0 S: 13	H: 2 LOB: 2 BB: 1 P: 23	R: 0 E: 0 K: 0 S: 4	H: 0 LOB: 0 BB: 0 P: 6	R: 1 E: 0 K: 1 S: 10	H: 2 LOB: 1 BB: 0 P: 16	R: 0 E: 0 K: 1 S: 9	H: 0 LOB: 1 BB: 1 P: 15	1B: 11 2B: 2 3B: 0 HR: 3	SF: 1 SAC: 0 DP: 2 HBP: 0	WP: 1 PB: 0 SB: 1 CS: 0	PA: 44
PITCHER	IP WLS BF H R ER SO BB IBB HBP BLK WP HR S P ERA WHIP	IP WLS BF H R ER SO BB IBB HBP BLK WP HR S P ERA WHIP															IP WLS BF H R ER SO BB IBB HBP BLK WP HR S P ERA WHIP					
David Wells, L ERA: 15.75	4.0 L 22 10 7 7 1 1 0 0 0 0 3 51 78 15.75 2.750	3.0 15 6 1 1 2 1 0 0 0 0 0 0 32 49 3.00 2.333															2.0 7 0 0 0 2 1 0 0 0 1 0 15 26 0.00 0.500					
Lenny DiNardo, L ERA: 3.33																						
Rudy Seanez, R ERA: 9.0																						

Toronto Blue Jays @ Boston Red Sox
Fenway Park, Boston, MA
Wed Apr 12 2006, 7:05 PM EDT
Att: 36,378 - Cloudy - 59 F

AB	40
R	8
H	16
RBI	8
BB	3
SO	5
LOB	21



Batter	1	2	3	4	5	6	7	8	9	AB	R	H	RBI	BB	SO	LOB	BOTTOM					
20 Kevin Youkilis, R OBP: 0.385, SLG: 0.409	0-1 G6-3				2-3 K				3-2 F9	5	0	0	0	0	3	3						
Mark Loretta, R OBP: 0.324, SLG: 0.303	2-2 F8		0-0 B5-3	0-2 L3		3-2 G6-3			1-1 P5	5	0	0	0	0	0	1						
34 David Ortiz, L OBP: 0.514, SLG: 0.793	4-2 BB		3-2 2B		0-1 HR	4-1 G5-4-3			BB	2	1	2	1	2	0	0						
Manny Ramirez, R OBP: 0.371, SLG: 0.214	4-0 BB		0-1 P3		0-0 F9	1-1 G5-4-3				3	0	0	0	1	0	2						
Jason Varitek, S OBP: 0.423, SLG: 0.429	3-3 K		0-0 F9		2-2 P5			3-1 L9		4	0	0	0	0	1	3						
25 Mike Lowell, R OBP: 0.406, SLG: 0.607		2-2 1B, 2B		4-1 HR, BB		1-0 F9			2-1 P3	3	1	1	0	1	0	0						
Dustin Mohr, R OBP: 0.250, SLG: 1.000		2-2 P6		0-0 1B, HR		2-3 K			0-1 E6	4	1	1	2	0	1	1						
Wily Mo Peña, R OBP: 0.444, SLG: 0.875		1-2 G1-3		4-0 1B, HR		1-1 G4-3			1-0 F8	3	1	2	1	1	0	1						
Alex Gonzalez, R OBP: 0.207, SLG: 0.185		0-0 G1-3		0-1 G4-3		0-2 F9			1-1 G6-3	4	0	0	0	0	0	3						
Inning Stats	R: 0 E: 0 K: 1 S: 11	H: 0 LOB: 2 BB: 2 P: 24	R: 0 E: 0 K: 1 S: 17	H: 2 LOB: 0 BB: 0 P: 24	R: 0 E: 0 K: 0 S: 9	H: 1 LOB: 1 BB: 0 P: 12	R: 2 E: 0 K: 1 S: 10	H: 1 LOB: 2 BB: 0 P: 20	R: 1 E: 0 K: 0 S: 7	H: 1 LOB: 0 BB: 0 P: 10	R: 1 E: 0 K: 2 S: 11	H: 1 LOB: 0 BB: 0 P: 14	R: 0 E: 0 K: 0 S: 6	H: 0 LOB: 0 BB: 1 P: 14	R: 0 E: 1 K: 0 S: 7	H: 0 LOB: 1 BB: 0 P: 13	R: 0 E: 0 K: 0 S: 7	H: 0 LOB: 0 BB: 0 P: 12	1B: 1 2B: 2 3B: 0 HR: 3	SF: 0 SAC: 0 DP: 1 HBP: 0	WP: 0 PB: 0 SB: 0 CS: 0	PA: 38
PITCHER	IP WLS BF H R ER SO BB IBB HBP BLK WP HR S P ERA WHIP	IP WLS BF H R ER SO BB IBB HBP BLK WP HR S P ERA WHIP															IP WLS BF H R ER SO BB IBB HBP BLK WP HR S P ERA WHIP					
39 Gustavo Chacin, L ERA: 4.63	1.1 5 1 1 1 2 0 0 0 0 0 0 1 14 20 6.75 0.750	1.0 H 3 0 0 0 0 1 0 0 0 0 0 5 13 0.00 1.000															0.2 3 0 0 0 0 0 0 0 0 0 0 0 5 8 0.00 0.000					
Pete Walker, R ERA: 11.57																						
Scott Schoeneweis, L ERA: 1.93																						
Justin Speier, R ERA: 1.93																						
52 B.J. Ryan, L ERA: 1.93																						

Toronto Blue Jays @ Boston Red Sox
Fenway Park, Boston, MA
Wed Apr 12 2006, 7:05 PM EDT
Att: 36,378 - Cloudy - 59 F

AB	33
R	4
H	6
RBI	4
BB	5
SO	5
LOB	14



Batter	1	2	3	4	5	6	7	8	9	AB	R	H	RBI	BB	SO	LOB	TOP																							
8 Russ Adams, L (1, 6) OBP: 0.344, SLG: 0.400	G3	10 HR 1B		L8		2B		G4-3		5	2	2	1	0	0	0	Toronto Blue Jays @ Boston Red Sox Fenway Park, Boston, MA Thu Apr 13 2006, 7:05 PM EDT Att: 36,524 - Partly Cloudy - 68 F																							
Frank Catalanotto, L (1, 7) OBP: 0.609, SLG: 0.854										3	1	2	1	2	1	0																								
3 Reed Johnson, R (9, 7) OBP: 0.650, SLG: 0.533	10 G5-3 1B	10 HR BB		10 FC5-4 BB		10 F8 2B		K		0	0	0	0	0	0	0																								
10 Vernon Wells, R (1, 8) OBP: 0.390, SLG: 0.725	G5-3			FC5-4		F8				5	1	1	4	0	1	3																								
25 Troy Glaus, R (1, 5) OBP: 0.450, SLG: 0.563		G5-3				L5				2	1	0	0	3	0	1																								
17 Lyle Overbay, L (1, 3) OBP: 0.333, SLG: 0.417	G3	G4-3				G3-1				5	0	1	0	0	0	4																								
Eric Hinske, L (1, 10) OBP: 0.438, SLG: 0.357				G4-3						4	1	3	1	0	0	0																								
9 Gregg Zaun, S (1, 2) OBP: 0.250, SLG: 0.750										4	0	1	1	0	0	3																								
15 Alex Rios, R (1, 9) OBP: 0.407, SLG: 0.808				K						4	1	2	0	0	1	0																								
2 Aaron Hill, R (1, 4) OBP: 0.257, SLG: 0.382										4	1	0	0	0	0	5																								
Inning Stats	R: 0 E: 0 K: 0 S: 11	H: 1 LOB: 2 BB: 1 P: 21	R: 6 E: 0 K: 0 S: 13	H: 5 LOB: 0 BB: 1 P: 23	R: 0 E: 0 K: 1 S: 8	H: 0 LOB: 0 BB: 0 P: 12	R: 0 E: 0 K: 0 S: 8	H: 0 LOB: 1 BB: 1 P: 16	R: 1 E: 0 K: 0 S: 12	H: 3 LOB: 2 BB: 1 P: 22	R: 1 E: 0 K: 0 S: 10	H: 2 LOB: 1 BB: 0 P: 17	R: 0 E: 0 K: 0 S: 9	H: 1 LOB: 0 BB: 0 P: 12	R: 0 E: 0 K: 1 S: 7	H: 0 LOB: 0 BB: 1 P: 10	R: 0 E: 0 K: 1 S: 7	H: 0 LOB: 0 BB: 1 P: 12	1B: 8 2B: 3 3B: 0 HR: 1	SF: 0 SAC: 0 DP: 3 HBP: 0	WP: 0 PB: 0 SB: 0 CS: 0	PA: 41																		
PITCHER	IP	WLS	BF	H	R	ER	SO	BB	IBB	HBP	BLK	WP	HR	S	P	ERA	WHIP	PITCHER				IP	WLS	BF	H	R	ER	SO	BB	IBB	HBP	BLK	WP	HR	S	P	ERA	WHIP		
30 Matt Clement, R (1, 1) ERA: 9.0	4.0	L	24	8	7	7	1	4	0	0	0	0	0	1	45	83	15.75	3.000																						
51 Julian Tavarez, R (5, 1) ERA: 4.5	2.0		8	3	1	1	0	0	0	0	0	0	0	0	17	28	4.50	1.500																						
50 Mike Timlin, R (7, 1) ERA: 4.5	1.0		3	1	0	0	0	0	0	0	0	0	0	0	9	12	0.00	1.000																						
Keith Foulke, R (8, 1) ERA: 4.5	2.0		6	0	0	0	2	1	0	0	0	0	0	0	14	22	0.00	0.500																						

AB	36
R	8
H	12
RBI	8
BB	5
SO	3
LOB	16



Batter	1	2	3	4	5	6	7	8	9	AB	R	H	RBI	BB	SO	LOB	BOTTOM																								
20 Kevin Youkilis, R (1, 3) OBP: 0.419, SLG: 0.462	F8									4	2	2	2	1	0	0	Toronto Blue Jays @ Boston Red Sox Fenway Park, Boston, MA Thu Apr 13 2006, 7:05 PM EDT Att: 36,524 - Partly Cloudy - 68 F																								
Mark Loretta, R (1, 4) OBP: 0.333, SLG: 0.342										5	1	2	1	0	1	3																									
34 David Ortiz, L (1, 10) OBP: 0.500, SLG: 0.824										5	1	2	3	0	1	2																									
Manny Ramirez, R (1, 7) OBP: 0.359, SLG: 0.219										4	0	1	0	0	2	1																									
Jason Varitek, S (1, 2) OBP: 0.400, SLG: 0.400										4	0	1	0	0	2	1																									
25 Mike Lowell, R (1, 5) OBP: 0.361, SLG: 0.531										4	0	0	0	0	2	2																									
Dustin Mohr, R (1, 8) ERA: 7.2										3	0	0	0	0	2	2																									
J.T. Snow, L (9, PH) OBP: 0.417, SLG: 0.222										0	1	0	0	1	0	0																									
Wily Mo Peña, R (1, 9) OBP: 0.385, SLG: 0.636										3	1	0	0	1	2	2																									
Alex Gonzalez, R (1, 6) OBP: 0.219, SLG: 0.200										3	0	1	0	0	1	1																									
13 Alex Cora, L (9, PH) OBP: 0.333, SLG: 0.400										1	0	0	0	0	0	2																									
Inning Stats	R: 1 E: 0 K: 1 S: 11	H: 2 LOB: 1 BB: 0 P: 18	R: 0 E: 0 K: 1 S: 7	H: 0 LOB: 0 BB: 0 P: 10	R: 0 E: 0 K: 1 S: 11	H: 2 LOB: 1 BB: 0 P: 16	R: 0 E: 0 K: 3 S: 13	H: 2 LOB: 2 BB: 0 P: 19	R: 0 E: 0 K: 2 S: 8	H: 0 LOB: 0 BB: 0 P: 12	R: 0 E: 0 K: 1 S: 9	H: 0 LOB: 0 BB: 0 P: 11	R: 0 E: 1 K: 1 S: 12	H: 0 LOB: 1 BB: 0 P: 14	R: 2 E: 0 K: 2 S: 13	H: 1 LOB: 1 BB: 1 P: 21	R: 3 E: 0 K: 1 S: 20	H: 2 LOB: 1 BB: 2 P: 33	1B: 6 2B: 2 3B: 0 HR: 1	SF: 0 SAC: 0 DP: 1 HBP: 0	WP: 0 PB: 0 SB: 0 CS: 0	PA: 39																			
PITCHER	IP	WLS	BF	H	R	ER	SO	BB	IBB	HBP	BLK	WP	HR	S	P	ERA	WHIP	PITCHER				IP	WLS	BF	H	R	ER	SO	BB	IBB	HBP	BLK	WP	HR	S	P	ERA	WHIP			
Ted Lilly, L (1, 1) ERA: 3.86	7.0	W	27	6	1	1	10	0	0	0	0	0	0	0	71	100	1.29	0.857																							
56 Brian Tallet, L (8, 1) ERA: 7.2	1.0		5	1	2	2	2	1	0	0	0	0	0	1	13	21	18.00	2.000																							
54 Jason Frasor, R (9, 1) ERA: 14.4	0.2		5	1	3	3	1	2	0	0	0	0	0	0	17	30	40.50	4.500																							
52 B.J. Ryan, L (9, 1) ERA: 7.2	0.1	S	2	1	0	0	0	0	0	0	0	0	0	3	3	0.00	3.000																								

AB	36
R	6
H	9
RBI	6
BB	3
SO	13
LOB	16




Batter	1	2	3	4	5	6	7	8	9	AB	R	H	RBI	BB	SO	LOB	TOP					
8 Russ Adams, L OBP: 0.324, SLG: 0.371 6 John McDonald, R OBP: 0.125, SLG: 0.125	F9		K				F8	F9		5	1	1	1	0	1	0						
Frank Catalanotto, L OBP: 0.577, SLG: 0.750 3 Reed Johnson, R OBP: 0.636, SLG: 0.529	G4-3		G6-3					F8		3	1	1	0	0	0	0						
10 Vernon Wells, R OBP: 0.391, SLG: 0.756	G5-3			F9	F4					5	2	2	2	0	0	2						
25 Troy Glaus, R OBP: 0.467, SLG: 0.667		HR		P3	E4					4	3	2	4	1	1	0						
17 Lyle Overbay, L OBP: 0.386, SLG: 0.537	F9									5	1	4	2	0	0	1						
Shea Hillenbrand, R OBP: 0.276, SLG: 0.361										5	2	3	2	0	1	2						
9 Gregg Zaun, S OBP: 0.385, SLG: 0.923	G6-3									5	1	3	1	0	1	0						
15 Alex Rios, R OBP: 0.375, SLG: 0.710	G5-3									5	1	1	0	0	1	2						
2 Aaron Hill, R OBP: 0.231, SLG: 0.342	F9									4	0	0	1	0	0	1						
Inning Stats	R: 0 E: 0 K: 0 S: 8	H: 0 LOB: 0 BB: 0 P: 12	R: 2 E: 0 K: 0 S: 13	H: 1 LOB: 0 BB: 1 P: 19	R: 0 E: 0 K: 1 S: 8	H: 0 LOB: 0 BB: 0 P: 14	R: 0 E: 0 K: 1 S: 10	H: 1 LOB: 1 BB: 0 P: 16	R: 5 E: 1 K: 0 S: 21	H: 7 LOB: 2 BB: 0 P: 32	R: 0 E: 0 K: 2 S: 7	H: 0 LOB: 0 BB: 0 P: 9	R: 4 E: 1 K: 1 S: 19	H: 5 LOB: 1 BB: 0 P: 28	R: 0 E: 0 K: 0 S: 6	H: 0 LOB: 0 BB: 0 P: 11	R: 2 E: 0 K: 0 S: 19	H: 4 LOB: 1 BB: 0 P: 29	1B: 9 2B: 5 3B: 0 HR: 4	SF: 0 SAC: 0 DP: 1 HBP: 0	WP: 0 PB: 1 SB: 0 CS: 0	PA: 44
PITCHER	IP	WLS	BF	H	R	ER	SO	BB	IBB	HBP	BLK	WP	HR	S	P	ERA	WHIP					
Javier Vazquez, R ERA: 6.23	6.0	L	27	9	7	7	4	1	0	0	0	0	1	67	102	10.50	1.667					
57 Boone Logan, L ERA: 3.39	0.1		1	0	0	0	0	0	0	0	0	0	0	4	6	0.00	0.000					
Cliff Politte, R ERA: 15.75	1.2		10	5	4	4	1	0	0	0	0	0	2	21	33	21.60	3.000					
Neal Cotts, L ERA: 6.35	1.0		6	4	2	2	0	0	0	0	0	0	1	19	29	18.00	4.000					

Toronto Blue Jays @ Chicago White Sox
U.S. Cellular Field, Chicago, IL
Fri Apr 14 2006, 8:35 PM EDT
Att: 31,418 - Clear - 74 F

livebaseballscorecards.com

AB 43
R 13
H 18
RBI 13
BB 1
SO 5
LOB 8




Batter	1	2	3	4	5	6	7	8	9	AB	R	H	RBI	BB	SO	LOB	BOTTOM					
38 Pablo Ozuna, R OBP: 0.500, SLG: 0.545	K				FC6-4					5	0	3	2	0	1	2						
Tadahito Iguchi, R OBP: 0.405, SLG: 0.457	K									5	0	1	0	0	1	4						
25 Jim Thome, L OBP: 0.543, SLG: 1.000	G3									3	1	0	0	2	1	2						
14 Paul Konerko, R OBP: 0.404, SLG: 0.561										4	3	2	1	1	0	3						
23 Jermaine Dye, R OBP: 0.452, SLG: 0.480										4	1	1	2	1	0	3						
24 Joe Crede, R OBP: 0.388, SLG: 0.576										4	1	4	1	0	0	0						
8 Alex Cintron, S OBP: 0.429, SLG: 0.600										5	1	2	1	0	0	4						
Chris Widger, R OBP: 0.429, SLG: 0.600										3	0	0	0	2	0	4						
32 Brian Tallet, L ERA: 9.0										5	0	0	0	0	2	9						
Inning Stats	R: 0 E: 0 K: 2 S: 9	H: 0 LOB: 0 BB: 0 P: 16	R: 3 E: 0 K: 1 S: 14	H: 4 LOB: 1 BB: 1 P: 26	R: 2 E: 0 K: 0 S: 11	H: 1 LOB: 2 BB: 4 P: 31	R: 0 E: 0 K: 0 S: 8	H: 1 LOB: 1 BB: 1 P: 17	R: 0 E: 0 K: 1 S: 10	H: 2 LOB: 2 BB: 0 P: 14	R: 0 E: 0 K: 1 S: 9	H: 1 LOB: 1 BB: 0 P: 16	R: 0 E: 0 K: 0 S: 7	H: 0 LOB: 0 BB: 0 P: 10	R: 0 E: 0 K: 0 S: 10	H: 1 LOB: 0 BB: 0 P: 13	R: 2 E: 0 K: 0 S: 12	H: 3 LOB: 1 BB: 0 P: 22	1B: 8 2B: 4 3B: 0 HR: 2	SF: 0 SAC: 0 DP: 2 HBP: 1	WP: 0 PB: 0 SB: 0 CS: 0	PA: 45
PITCHER	IP	WLS	BF	H	R	ER	SO	BB	IBB	HBP	BLK	WP	HR	S	P	ERA	WHIP					
37 Scott Downs, L ERA: 10.29	2.0		14	4	5	5	3	4	0	0	0	0	0	24	45	0.00	1.667					
Pete Walker, R ERA: 5.09	3.0	W	14	4	0	0	1	1	1	0	0	0	0	26	39	0.00	0.667					
Vinnie Chulk, R ERA: 6.43	3.0	H	11	2	0	0	1	0	0	1	0	0	0	26	39	0.00	0.667					
56 Brian Tallet, L ERA: 9.0	1.0		6	3	2	2	0	0	0	0	0	0	1	12	22	18.00	3.000					

Toronto Blue Jays @ Chicago White Sox
U.S. Cellular Field, Chicago, IL
Fri Apr 14 2006, 8:35 PM EDT
Att: 31,418 - Clear - 74 F


livebaseballscorecards.com


AB 38
R 7
H 13
RBI 7
BB 6
SO 5
LOB 31



Batter	1	2	3	4	5	6	7	8	9	AB	R	H	RBI	BB	SO	LOB	TOP		
8 Russ Adams, L OBP: 0.302, SLG: 0.341	1-3 K		1-2 F8		1-1 10 BB 17 BB 1B					3	1	1	1	0	1	0	<p>Toronto Blue Jays @ Chicago White Sox</p> <p>U.S. Cellular Field, Chicago, IL</p> <p>Sun Apr 16 2006, 2:05 PM EDT</p> <p>Att: 27,137 - Cloudy - 58 F</p> <p>livebaseballscores.com</p>		
Frank Catalanotto, L OBP: 0.352, SLG: 0.662	2-1 G4-3		1-1 G1-3		4-1 17 BB 10 BB E BB					2	1	0	0	1	0	0			
10 Vernon Wells, R OBP: 0.453, SLG: 0.760	4-2 25 S BB		3-1 1B		4-2 17 BB E BB					1	0	1	1	2	0	0			
25 Troy Glaus, R OBP: 0.442, SLG: 0.595	4-2 BB		1-0 L9		1-2 2-3 3-H 1-3 K					2	0	0	0	1	1	4			
17 Lyle Overbay, L OBP: 0.360, SLG: 0.478	1-1 G3			1-0 F9	4-2 E BB					2	0	0	1	1	0	2			
Shea Hillenbrand, R OBP: 0.255, SLG: 0.310		1-1 G2-3		1-1 F7	1-1 F9					3	0	0	0	0	0	3			
Bengie Molina, R OBP: 0.344, SLG: 0.548		0-1 F9		1-2 G6-3	2-2 E4					3	0	0	0	0	0	2			
Eric Hinske, L OBP: 0.474, SLG: 0.375		1-0 1B			1-2 2-3 3-H K					2	1	1	0	1	1	3			
6 John McDonald, R OBP: 0.200, SLG: 0.200		0-0 P4			0-1 BB 10 BB 1B					2	1	1	0	0	0	1			
Inning Stats	R: 0 E: 0 K: 1 S: 13	H: 0 LOB: 2 BB: 2 P: 25	R: 0 E: 0 K: 0 S: 6	H: 1 LOB: 1 BB: 0 P: 8	R: 0 E: 0 K: 0 S: 9	H: 1 LOB: 1 BB: 0 P: 15	R: 0 E: 0 K: 0 S: 10	H: 0 LOB: 0 BB: 0 P: 13	R: 4 E: 1 K: 2 S: 24	H: 2 LOB: 3 BB: 4 P: 45									
PITCHER Freddie Garcia, R ERA: 7.8	IP: 5.0 WLS: W BF: 26 H: 4 R: 4 ER: 3 SO: 3																		
											1B: 4 2B: 0 3B: 0 HR: 0	SF: 0 SAC: 0 DP: 0 HBP: 0	WP: 0 PB: 0 SB: 1 CS: 0	PA: 26					

Batter	1	2	3	4	5	6	7	8	9	AB	R	H	RBI	BB	SO	LOB	BOTTOM		
22 Scott Podsednik, L OBP: 0.182, SLG: 0.195	1-1 1B 3B	3-2 BLK 25 HR 1B		2-2 G3						3	2	2	0	0	0	0	<p>Toronto Blue Jays @ Chicago White Sox</p> <p>U.S. Cellular Field, Chicago, IL</p> <p>Sun Apr 16 2006, 2:05 PM EDT</p> <p>Att: 27,137 - Cloudy - 58 F</p> <p>livebaseballscores.com</p>		
Tadahito Iguchi, R OBP: 0.388, SLG: 0.429	1-0 23 HR 1B	1 SAFE 1 SAFE G5-3		1-0 G1-3						3	1	1	1	0	0	1			
25 Jim Thome, L OBP: 0.528, SLG: 0.974	3-3 K	1-1 HR		1-2 14 2B 14 E 1B						3	2	2	2	0	1	1			
14 Paul Konerko, R OBP: 0.426, SLG: 0.702	0-0 P3	4-0 23 BB BB		2-1 E2 23 WP 2B						2	0	1	0	1	0	1			
23 Jermaine Dye, R OBP: 0.474, SLG: 0.567	0-1 HR	4-2 BB		4-2 BB						1	1	1	2	2	0	0			
12 A.J. Pierzynski, L OBP: 0.341, SLG: 0.359	2-1 24 1B 1B	1-1 F9		1-2 G5-3						3	0	1	0	0	0	4			
24 Joe Crede, R OBP: 0.372, SLG: 0.541	0-2 1B		4-2 8 G4-6-3 BB							1	0	1	0	1	0	0			
Rob Mackowiak, L OBP: 0.222, SLG: 0.125	2-3 K		2-1 F8							2	0	0	0	0	1	3			
8 Alex Cintron, S OBP: 0.385, SLG: 0.520		2-2 G3	0-1 G4-6-3							2	0	0	0	0	0	1			
Inning Stats	R: 3 E: 0 K: 2 S: 18	H: 5 LOB: 2 BB: 0 P: 27	R: 2 E: 0 K: 0 S: 14	H: 2 LOB: 2 BB: 2 P: 32	R: 0 E: 0 K: 0 S: 7	H: 0 LOB: 0 BB: 1 P: 13	R: 1 E: 1 K: 0 S: 15	H: 2 LOB: 2 BB: 1 P: 26											
PITCHER Josh Towers, R ERA: 9.24	IP: 2.0 WLS: L BF: 15 H: 7 R: 5 ER: 5 SO: 2																		
37 Scott Downs, L ERA: 6.0	IP: 2.0 WLS: L BF: 9 H: 2 R: 1 ER: 0 SO: 0																		
											1B: 5 2B: 1 3B: 1 HR: 2	SF: 0 SAC: 0 DP: 1 HBP: 0	WP: 1 PB: 0 SB: 2 CS: 0	PA: 24					

Batter	1	2	3	4	5	6	7	8	9	AB	R	H	RBI	BB	SO	LOB	TOP			
18 Johnny Damon, L (1, 8) OBP: 0.371, SLG: 0.491	G3	G3			G4-3		P6		P6	5	0	0	0	0	0	3	<p>New York Yankees @ Toronto Blue Jays Rogers Centre, Toronto, ON Tue Apr 18 2006, 7:07 PM EDT Att. 48,776 - Roof Closed - 68 F</p> <p>AB 34 R 5 H 10 RBI 5 BB 3 SO 2 LOB 10</p> 			
2 Derek Jeter, R (1, 6) OBP: 0.467, SLG: 0.620	1B	L7			1B		2B			3	1	2	1	1	0	1				
Gary Sheffield, R (1, 9) OBP: 0.339, SLG: 0.545	13 HR				13 G6-4-3		F7			3	1	2	1	1	0	1				
13 Alex Rodriguez, R (1, 5) OBP: 0.390, SLG: 0.569	1B				G6-4-3		F9		G4-3	4	1	1	2	0	0	2				
25 Jason Giambi, L (1, 3) OBP: 0.540, SLG: 0.829	HR						G1-3		K	3	1	1	1	1	1	0				
55 Hideki Matsui, L (1, 10) OBP: 0.384, SLG: 0.510	G4-3						P6		G4-3	4	0	0	0	0	1	1				
Bernie Williams, S (1, 7) OBP: 0.295, SLG: 0.286	G6-3						F9			4	0	1	0	0	0	0				
24 Robinson Cano, L (1, 4) OBP: 0.327, SLG: 0.449		G6-3			F7				G1-6-3	4	1	1	0	0	0	1				
Kelly Stinnett, R (1, 2) OBP: 0.375, SLG: 0.429							P3			2	0	1	0	0	0	0				
20 Jorge Posada, S (7, PH) OBP: 0.400, SLG: 0.476	18 G3				P3					2	0	1	0	0	0	1				
Inning Stats	R: 4 E: 0 K: 0 S: 20	H: 4 LOB: 0 BB: 0 P: 30	R: 0 E: 0 K: 0 S: 12	H: 1 LOB: 1 BB: 0 P: 17	R: 0 E: 0 K: 1 S: 6	H: 0 LOB: 1 BB: 2 P: 16	R: 0 E: 0 K: 0 S: 7	H: 0 LOB: 0 BB: 0 P: 11	R: 0 E: 0 K: 0 S: 9	H: 0 LOB: 0 BB: 0 P: 15	R: 1 E: 0 K: 0 S: 8	H: 2 LOB: 1 BB: 0 P: 10	R: 0 E: 0 K: 1 S: 5	H: 0 LOB: 0 BB: 0 P: 7	R: 0 E: 0 K: 0 S: 9	H: 2 LOB: 1 BB: 0 P: 14	1B: 5 2B: 2 3B: 1 HR: 2	SF: 0 SAC: 0 DP: 2 HBP: 0	WP: 0 PB: 0 SB: 0 CS: 0	PA: 37
PITCHER	IP WLS BF H R ER SO BB IBB HBP BLK WP HR S P ERA WHIP																			
39 Gustavo Chacin, L (1, 1) ERA: 5.6	6.0 W 26 7 5 5 1 3 0 0 0 0 2 62 104 7.50 1.667																			
Justin Speier, R (7, 1) ERA: 1.29	1.1 5 1 0 0 0 0 0 0 0 0 0 8 10 0.00 0.750																			
Scott Schoeneweis, L (8, 1) ERA:	0.2 2 0 0 0 1 0 0 0 0 0 0 4 6 0.00 0.000																			
52 B.J. Ryan, L (9, 1) ERA:	1.0 4 2 0 0 0 0 0 0 0 0 0 9 14 0.00 2.000																			

Batter	1	2	3	4	5	6	7	8	9	AB	R	H	RBI	BB	SO	LOB	BOTTOM			
3 Reed Johnson, R (1, 7) OBP: 0.581, SLG: 0.458	15 2B	K						F7		3	1	1	0	2	1	1	<p>New York Yankees @ Toronto Blue Jays Rogers Centre, Toronto, ON Tue Apr 18 2006, 7:07 PM EDT Att. 48,776 - Roof Closed - 68 F</p> <p>AB 33 R 10 H 12 RBI 8 BB 4 SO 6 LOB 14</p> 			
15 Alex Rios, R (1, 9) OBP: 0.390, SLG: 0.842	10 F8	25 HR						G5-3		4	2	2	4	0	1	1				
10 Vernon Wells, R (1, 8) OBP: 0.431, SLG: 0.704	F8	25 CS						F8		4	0	0	0	1	1	4				
25 Troy Glaus, R (1, 5) OBP: 0.464, SLG: 0.761	HR	CS						HR		4	3	3	3	0	1	0				
Bengie Molina, R (1, 2) OBP: 0.333, SLG: 0.514	L4							E9		4	1	1	0	0	0	0				
Shea Hillenbrand, R (1, 10) OBP: 0.255, SLG: 0.304	F8							L9		4	0	1	0	0	0	1				
17 Lyle Overbay, L (1, 3) OBP: 0.370, SLG: 0.469		2 2B	6 SF9					F8		3	1	1	0	1	1	3				
2 Aaron Hill, R (1, 4) OBP: 0.217, SLG: 0.333		6 SF9	15 HR					L9		4	2	1	0	0	0	3				
6 John McDonald, R (1, 6) OBP: 0.286, SLG: 0.308	SF9							K2-3		3	0	2	1	0	1	1				
Inning Stats	R: 3 E: 0 K: 0 S: 17	H: 3 LOB: 0 BB: 0 P: 27	R: 1 E: 1 K: 1 S: 13	H: 2 LOB: 1 BB: 0 P: 16	R: 0 E: 0 K: 1 S: 11	H: 1 LOB: 1 BB: 1 P: 22	R: 0 E: 0 K: 1 S: 9	H: 0 LOB: 0 BB: 0 P: 12	R: 1 E: 0 K: 1 S: 13	H: 1 LOB: 2 BB: 2 P: 25	R: 2 E: 1 K: 1 S: 17	H: 2 LOB: 1 BB: 0 P: 26	R: 0 E: 0 K: 0 S: 7	H: 0 LOB: 0 BB: 0 P: 11	R: 0 E: 0 K: 0 S: 9	H: 0 LOB: 0 BB: 0 P: 11		1B: 6 2B: 3 3B: 0 HR: 3	SF: 2 SAC: 0 DP: 0 HBP: 0	WP: 1 PB: 0 SB: 0 CS: 2
PITCHER	IP WLS BF H R ER SO BB IBB HBP BLK WP HR S P ERA WHIP																			
Randy Johnson, L (1, 1) ERA: 4.63	3.1 L 19 9 7 7 2 2 0 0 0 0 2 52 81 18.90 3.300																			
Scott Proctor, R (4, 1) ERA: 1.89	2.2 11 1 1 1 3 2 0 0 0 0 0 28 48 3.38 1.125																			
Shawn Chacon, R (7, 1) ERA: 8.03	1.0 6 2 2 1 1 0 0 0 0 0 1 17 26 9.00 2.000																			
Matt Smith, L (8, 1) ERA:	1.0 3 0 0 0 0 0 0 0 0 0 0 7 11 0.00 0.000																			

Batter	1	2	3	4	5	6	7	8	9	AB	R	H	RBI	BB	SO	LOB	TOP					
18 Johnny Damon, L OBP: 0.373, SLG: 0.466										3	0	0	0	2	2	1	<p>New York Yankees @ Toronto Blue Jays Rogers Centre, Toronto, ON Wed Apr 19 2006, 12:37 PM EDT Att: 32,886 - Sunny - 63 F</p>					
2 Derek Jeter, R OBP: 0.446, SLG: 0.574										4	0	0	0	1	1	5						
Gary Sheffield, R Bubba Crosby, L										4	0	2	0	0	0	1						
13 Alex Rodriguez, R OBP: 0.422, SLG: 0.623										0	0	0	0	0	0	0						
25 Jason Giambi, L Bernie Williams, S										3	0	0	0	0	1	5						
55 Hideki Matsui, L OBP: 0.350, SLG: 0.481										5	1	1	0	0	1	2						
20 Jorge Posada, S OBP: 0.400, SLG: 0.468										5	0	2	1	0	2	0						
24 Robinson Cano, L OBP: 0.340, SLG: 0.453										4	0	2	0	0	0	1						
12 Andy Phillips, R OBP: 0.273, SLG: 0.111										3	0	1	0	1	2	0						
Inning Stats	R: 0 E: 0 K: 1 S: 12	H: 1 LOB: 2 BB: 1 P: 21	R: 0 E: 0 K: 1 S: 7	H: 0 LOB: 0 BB: 0 P: 10	R: 0 E: 0 K: 3 S: 14	H: 1 LOB: 3 BB: 2 P: 28	R: 0 E: 0 K: 0 S: 10	H: 1 LOB: 3 BB: 2 P: 22	R: 2 E: 0 K: 0 S: 14	H: 4 LOB: 2 BB: 0 P: 19	R: 0 E: 1 K: 1 S: 10	H: 0 LOB: 1 BB: 1 P: 15	R: 1 E: 0 K: 0 S: 7	H: 1 LOB: 1 BB: 1 P: 17	R: 0 E: 0 K: 2 S: 16	H: 1 LOB: 2 BB: 0 P: 22		R: 0 E: 0 K: 2 S: 9	H: 0 LOB: 0 BB: 0 P: 12	1B: 8 2B: 0 3B: 0 HR: 1	SF: 0 SAC: 0 DP: 1 HBP: 2	WP: 0 PB: 0 SB: 2 CS: 0
PITCHER	IP WLS BF H R ER SO BB IBB HBP BLK WP HR S P ERA WHIP																					
Ted Lilly, L ERA: 3.77	(1, 1) 5.0 L 26 7 2 2 5 4 1 0 0 0 0 1 57 100 3.60 2.200																					
54 Jason Frasor, R ERA: 13.5	(6, 1) 1.0 5 0 1 1 1 2 0 0 0 0 0 0 10 19 9.00 2.000																					
Scott Schoeneweis, L ERA: 13.5	(7, 1) 1.0 4 1 0 0 0 0 0 0 1 0 0 0 7 13 0.00 1.000																					
Vinnie Chulk, R ERA: 5.63	(8, 1) 1.0 5 1 0 0 2 0 0 0 1 0 0 0 16 22 0.00 1.000																					
52 B.J. Ryan, L ERA: 13.5	(9, 1) 1.0 3 0 0 0 2 0 0 0 0 0 0 0 9 12 0.00 0.000																					

Batter	1	2	3	4	5	6	7	8	9	AB	R	H	RBI	BB	SO	LOB	BOTTOM					
8 Russ Adams, L OBP: 0.298, SLG: 0.333										4	1	1	0	0	2	0	<p>New York Yankees @ Toronto Blue Jays Rogers Centre, Toronto, ON Wed Apr 19 2006, 12:37 PM EDT Att: 32,886 - Sunny - 63 F</p>					
Frank Catalanotto, L OBP: 0.276, SLG: 0.751										4	0	3	0	0	0	0						
10 Vernon Wells, R OBP: 0.419, SLG: 0.672										4	0	1	1	0	0	2						
25 Troy Glaus, R OBP: 0.433, SLG: 0.700										4	0	0	0	0	3	4						
17 Lyle Overbay, L OBP: 0.345, SLG: 0.434										4	0	0	0	0	2	3						
Shea Hillenbrand, R OBP: 0.255, SLG: 0.300										4	0	1	0	0	0	0						
9 Gregg Zaun, S OBP: 0.294, SLG: 0.706										4	0	0	0	0	1	1						
15 Alex Rios, R OBP: 0.386, SLG: 0.829										3	0	1	0	0	0	0						
2 Aaron Hill, R OBP: 0.204, SLG: 0.313										3	0	0	0	0	0	1						
Inning Stats	R: 0 E: 0 K: 1 S: 8	H: 0 LOB: 0 BB: 0 P: 10	R: 0 E: 0 K: 2 S: 11	H: 1 LOB: 1 BB: 0 P: 14	R: 0 E: 0 K: 1 S: 9	H: 0 LOB: 0 BB: 0 P: 13	R: 0 E: 0 K: 1 S: 10	H: 1 LOB: 1 BB: 0 P: 15	R: 0 E: 0 K: 1 S: 10	H: 1 LOB: 1 BB: 0 P: 14	R: 1 E: 0 K: 0 S: 12	H: 3 LOB: 2 BB: 0 P: 15	R: 0 E: 0 K: 0 S: 10	H: 1 LOB: 1 BB: 0 P: 14	R: 0 E: 0 K: 0 S: 9	H: 1 LOB: 1 BB: 0 P: 14		R: 0 E: 0 K: 1 S: 12	H: 0 LOB: 0 BB: 0 P: 16	1B: 5 2B: 2 3B: 0 HR: 0	SF: 0 SAC: 0 DP: 0 HBP: 0	WP: 0 PB: 0 SB: 0 CS: 0
PITCHER	IP WLS BF H R ER SO BB IBB HBP BLK WP HR S P ERA WHIP																					
35 Mike Mussina, R ERA: 2.67	(1, 1) 7.1 W 29 7 1 1 7 0 0 0 0 0 0 4 75 101 1.23 0.955																					
Kyle Farnsworth, R ERA: 5.4	(8, 1) 0.2 H 2 0 0 0 0 0 0 0 0 0 0 4 8 0.00 0.000																					
42 Mariano Rivera, R ERA: 4.15	(9, 1) 1.0 S 3 0 0 0 1 0 0 0 0 0 0 12 16 0.00 0.000																					

Batter	1	2	3	4	5	6	7	8	9	10	11	12	AB	R	H	RBI	BB	SO	LOB	TOP												
20 Kevin Youkilis, R J.T. Snow, L OBP: 0.403, SLG: 0.474 OBP: 0.412, SLG: 0.167	L8		K		G6-3		G6-3	K					5	0	0	0	0	2	3	0	0	0	0	1	0	0						
Mark Loretta, R OBP: 0.316, SLG: 0.357	G6-3		34 HR		G5-3		L4		L8		BB	F7	6	1	1	0	0	0	1													
34 David Ortiz, L OBP: 0.410, SLG: 0.697	G3		HR					HR	1B	F9			5	2	2	2	1	1	0													
Manny Ramirez, R OBP: 0.397, SLG: 0.383		K		HR	G5-3			HR	L8			K	6	2	2	3	0	2	1													
Trot Nixon, L Wily Mo Peña, R OBP: 0.477, SLG: 0.583 OBP: 0.387, SLG: 0.500	WP			1B		G6-3		K		K		PB	5	0	2	0	1	2	0													
Jason Varitek, S OBP: 0.323, SLG: 0.347			G1-3			HR				K		BB	4	1	1	1	2	2	1													
25 Mike Lowell, R OBP: 0.318, SLG: 0.443		K			G4-3		L9	HBP	BB	G6-3		F8	6	0	1	0	0	1	4													
Willie Harris, L OBP: 0.286, SLG: 0.167		K					K		HBP			G4-1	4	0	0	0	1	3	2													
Alex Gonzalez, R OBP: 0.294, SLG: 0.245			G6-3		F9							L8	4	0	0	0	0	1	0													
Inning Stats	R: 0 E: 0 K: 0 S: 8	H: 0 LOB: 0 BB: 11	R: 0 E: 0 K: 3 S: 16	H: 1 LOB: 2 BB: 27	R: 3 E: 0 K: 1 S: 15	H: 4 LOB: 1 BB: 0 P: 25	R: 0 E: 0 K: 1 S: 8	H: 0 LOB: 0 BB: 15	R: 0 E: 0 K: 0 S: 9	H: 0 LOB: 1 BB: 19	R: 1 E: 0 K: 1 S: 10	H: 1 LOB: 0 BB: 14	R: 0 E: 0 K: 1 S: 7	H: 0 LOB: 0 BB: 8	R: 2 E: 0 K: 3 S: 17	H: 3 LOB: 3 BB: 1 P: 30	R: 0 E: 0 K: 0 S: 14	H: 0 LOB: 0 BB: 20	R: 0 E: 0 K: 2 S: 9	H: 0 LOB: 0 BB: 15	R: 0 E: 0 K: 0 S: 7	H: 0 LOB: 1 BB: 15	R: 0 E: 0 K: 2 S: 16	H: 0 LOB: 2 BB: 30	1B: 5 2B: 0 3B: 0 HR: 4	SF: 0 SAC: 0 DP: 0 HBP: 1	WP: 1 PB: 1 SB: 0 CS: 0	PA: 52				
PITCHER	IP WLS BF H R ER SO BB IBB HBP BLK WP HR S P ERA WHIP	34 J. Burnett, R ERA: 6.33	37 Scott Downs, L ERA: 7.84	Vinnie Chulk, R ERA: 4.66	Scott Schoeneweis, L ERA: 2.84	54 Jason Frasor, R ERA: 12.15	52 B.J. Ryan, L ERA: 1.0	Justin Speier, R ERA: 1.0	IP WLS BF H R ER SO BB IBB HBP BLK WP HR S P ERA WHIP	34 J. Burnett, R ERA: 6.33	37 Scott Downs, L ERA: 7.84	Vinnie Chulk, R ERA: 4.66	Scott Schoeneweis, L ERA: 2.84	54 Jason Frasor, R ERA: 12.15	52 B.J. Ryan, L ERA: 1.0	Justin Speier, R ERA: 1.0	IP WLS BF H R ER SO BB IBB HBP BLK WP HR S P ERA WHIP	34 J. Burnett, R ERA: 6.33	37 Scott Downs, L ERA: 7.84	Vinnie Chulk, R ERA: 4.66	Scott Schoeneweis, L ERA: 2.84	54 Jason Frasor, R ERA: 12.15	52 B.J. Ryan, L ERA: 1.0	Justin Speier, R ERA: 1.0	IP WLS BF H R ER SO BB IBB HBP BLK WP HR S P ERA WHIP	34 J. Burnett, R ERA: 6.33	37 Scott Downs, L ERA: 7.84	Vinnie Chulk, R ERA: 4.66	Scott Schoeneweis, L ERA: 2.84	54 Jason Frasor, R ERA: 12.15	52 B.J. Ryan, L ERA: 1.0	Justin Speier, R ERA: 1.0

Boston Red Sox @ Toronto Blue Jays
Rogers Centre, Toronto, ON
Fri Apr 21 2006, 7:07 PM EDT
Att. 28,333 - Roof Closed - 68 F

AB 45
R 6
H 9
RBI 6
BB 6
SO 14
LOB 12



Batter	1	2	3	4	5	6	7	8	9	10	11	12	AB	R	H	RBI	BB	SO	LOB	BOTTOM												
8 Russ Adams, L OBP: 0.283, SLG: 0.373	P6		G6-3		F8			HR	G4-3			K	6	1	1	2	0	1	2													
Frank Catalanotto, L OBP: 0.564, SLG: 0.667		BB		10 HR	BB	F9					1B	L8	4	1	1	0	2	1	0													
10 Vernon Wells, R OBP: 0.412, SLG: 0.734	P6			HR		G4-3		HR	P6			F7	6	2	2	3	0	0	2													
25 Troy Glaus, R OBP: 0.424, SLG: 0.709	K			F9		F9		HR		F7		17 BB	5	2	1	1	1	1	1													
17 Lyle Overbay, L OBP: 0.344, SLG: 0.441		G3		F7		P5		CS	1B	G3-1		2B	6	0	2	1	0	0	0													
Shea Hillenbrand, R 6 John McDonald, R OBP: 0.254, SLG: 0.315 OBP: 0.296, SLG: 0.308		G1-3		G6-3				E5		G4-3			4	0	1	0	0	0	1													
9 Gregg Zaun, S OBP: 0.278, SLG: 0.667								2B					10	0	0	0	0	0	0													
Bengie Molina, R OBP: 0.317, SLG: 0.462		G6-3			G1-3		K		BB			G1-3	4	0	0	0	1	1	1													
Eric Hinske, L 15 Alex Rios, R OBP: 0.435, SLG: 0.350 OBP: 0.400, SLG: 0.857			P5			F8		G4-3				F9	4	0	1	0	0	0	3													
2 Aaron Hill, R OBP: 0.204, SLG: 0.288		G5-3			G3-1			HR	P3			F9	4	1	0	0	0	2														
Inning Stats	R: 0 E: 0 K: 1 S: 8	H: 0 LOB: 1 BB: 1 P: 18	R: 0 E: 0 K: 0 S: 6	H: 0 LOB: 0 BB: 0 P: 7	R: 0 E: 0 K: 0 S: 6	H: 0 LOB: 0 BB: 12	R: 2 E: 0 K: 0 S: 7	H: 1 LOB: 0 BB: 1 P: 14	R: 0 E: 0 K: 0 S: 4	H: 0 LOB: 0 BB: 0 P: 7	R: 0 E: 0 K: 1 S: 8	H: 1 LOB: 1 BB: 10	R: 4 E: 1 K: 1 S: 17	H: 4 LOB: 2 BB: 2 P: 27	R: 0 E: 0 K: 0 S: 9	H: 1 LOB: 1 BB: 14	R: 0 E: 0 K: 0 S: 7	H: 0 LOB: 0 BB: 12	R: 0 E: 0 K: 1 S: 12	H: 0 LOB: 0 BB: 20	R: 0 E: 0 K: 0 S: 11	H: 1 LOB: 1 BB: 19	1B: 3 2B: 3 3B: 0 HR: 4	SF: 0 SAC: 0 DP: 0 HBP: 1	WP: 0 PB: 0 SB: 0 CS: 1	PA: 50						
PITCHER	IP WLS BF H R ER SO BB IBB HBP BLK WP HR S P ERA WHIP	19 Josh Beckett, R ERA: 2.54	50 Mike Timlin, R ERA: 2.57	56 Jonathan Papelbon, R ERA: 4.09	Keith Foulke, R ERA: 4.09	Rudy Seanez, R ERA: 3.0	52 B.J. Ryan, L ERA: 1.0	Justin Speier, R ERA: 1.0	IP WLS BF H R ER SO BB IBB HBP BLK WP HR S P ERA WHIP	19 Josh Beckett, R ERA: 2.54	50 Mike Timlin, R ERA: 2.57	56 Jonathan Papelbon, R ERA: 4.09	Keith Foulke, R ERA: 4.09	Rudy Seanez, R ERA: 3.0	52 B.J. Ryan, L ERA: 1.0	Justin Speier, R ERA: 1.0	IP WLS BF H R ER SO BB IBB HBP BLK WP HR S P ERA WHIP	19 Josh Beckett, R ERA: 2.54	50 Mike Timlin, R ERA: 2.57	56 Jonathan Papelbon, R ERA: 4.09	Keith Foulke, R ERA: 4.09	Rudy Seanez, R ERA: 3.0	52 B.J. Ryan, L ERA: 1.0	Justin Speier, R ERA: 1.0	IP WLS BF H R ER SO BB IBB HBP BLK WP HR S P ERA WHIP	19 Josh Beckett, R ERA: 2.54	50 Mike Timlin, R ERA: 2.57	56 Jonathan Papelbon, R ERA: 4.09	Keith Foulke, R ERA: 4.09	Rudy Seanez, R ERA: 3.0	52 B.J. Ryan, L ERA: 1.0	Justin Speier, R ERA: 1.0

Boston Red Sox @ Toronto Blue Jays
Rogers Centre, Toronto, ON
Fri Apr 21 2006, 7:07 PM EDT
Att. 28,333 - Roof Closed - 68 F

AB 45
R 7
H 10
RBI 7
BB 4
SO 4
LOB 12



Batter	1	2	3	4	5	6	7	8	9	AB	R	H	RBI	BB	SO	LOB	TOP				
20 Kevin Youkilis, R OBP: 0.394, SLG: 0.459	G5-3		G5-3				F9			4	0	1	0	0	0	3	Boston Red Sox @ Toronto Blue Jays Rogers Centre, Toronto, ON Sat Apr 22 2006, 1:07 PM EDT Att: 34,387 - Roof Closed - 68 F				
Mark Loretta, R OBP: 0.300, SLG: 0.338	G1-3		P3				F9	K		4	0	0	0	0	1	4					
34 David Ortiz, L OBP: 0.390, SLG: 0.657	P4			G6-3				F8		4	0	0	0	0	1	2					
Manny Ramirez, R OBP: 0.395, SLG: 0.381 Willie Harris, L OBP: 0.250, SLG: 0.143		P4		2B		G6-3		K		3	1	1	0	0	0	0					
Trot Nixon, L OBP: 0.489, SLG: 0.615 Wily Mo Peña, R OBP: 0.375, SLG: 0.481				1B		G4-3			G1-3	3	0	2	1	0	0	0					
J.T. Snow, L OBP: 0.333, SLG: 0.125	G1-3			G3					F7	4	0	0	0	0	1	1					
Dustan Mohr, R OBP: 0.222, SLG: 0.462			F7						K	4	0	0	0	0	2	1					
13 Alex Cora, L OBP: 0.250, SLG: 0.286			2B			G6-3		L3		2	0	0	0	1	0	0					
Josh Bard, S OBP: 0.375, SLG: 0.357										2	0	2	0	1	0	0					
Inning Stats	R: 0 E: 0 K: 0 S: 9	H: 0 LOB: 0 BB: 0 P: 13	R: 0 E: 0 K: 0 S: 11	H: 1 LOB: 2 BB: 0 P: 20	R: 0 E: 0 K: 0 S: 14	H: 1 LOB: 2 BB: 1 P: 21	R: 1 E: 0 K: 1 S: 12	H: 2 LOB: 1 BB: 0 P: 21	R: 0 E: 0 K: 1 S: 10	H: 2 LOB: 2 BB: 0 P: 15	R: 0 E: 0 K: 0 S: 8	H: 0 LOB: 1 BB: 1 P: 14	R: 0 E: 0 K: 2 S: 9	H: 0 LOB: 0 BB: 0 P: 10	R: 0 E: 0 K: 1 S: 5	H: 0 LOB: 0 BB: 0 P: 6		1B: 4 2B: 2 3B: 0 HR: 0	SF: 0 SAC: 0 DP: 0 HBP: 0	WP: 0 PB: 0 SB: 0 CS: 0	PA: 34
PITCHER	IP	WLS	BF	H	R	ER	SO	BB	IBB	HBP	BLK	WP	HR	S	P	ERA	WHIP				
32 Roy Halladay, R ERA: 3.6	5.0	W	21	6	1	1	2	1	0	0	0	0	0	56	90	1.80	1.400				
37 Scott Downs, L ERA: 7.15	1.0		3	0	0	0	1	0	0	0	0	0	0	9	15	0.00	0.000				
Pete Walker, R ERA: 3.24	3.0	S	10	0	0	0	3	1	0	0	0	0	0	22	30	0.00	0.333				

Batter	1	2	3	4	5	6	7	8	9	AB	R	H	RBI	BB	SO	LOB	BOTTOM				
3 Reed Johnson, R OBP: 0.600, SLG: 0.481	10B	G5-3		10S		15S				3	2	0	1	0	1	Boston Red Sox @ Toronto Blue Jays Rogers Centre, Toronto, ON Sat Apr 22 2006, 1:07 PM EDT Att: 34,387 - Roof Closed - 68 F					
15 Alex Rios, R OBP: 0.388, SLG: 0.822	F8	10B		SF8		G4-6-3				3	0	1	2	0	0		2				
10 Vernon Wells, R OBP: 0.431, SLG: 0.765	25B	10B		3H		L7				4	1	3	2	0	0		0				
25 Troy Glaus, R OBP: 0.414, SLG: 0.695	1H	G4-3		2H		K				4	1	1	2	0	2		3				
Bengie Molina, R OBP: 0.311, SLG: 0.512	2H	HR		F8		L3				4	1	1	2	0	0		1				
Shea Hillenbrand, R OBP: 0.286, SLG: 0.333	17CS			G3-6-3		F9				3	0	2	0	1	0		0				
17 Lyle Overbay, L OBP: 0.324, SLG: 0.413	K			G3-6-3		G4-3				4	0	0	0	0	1		3				
2 Aaron Hill, R OBP: 0.224, SLG: 0.321		G5-3		15B		F8				4	2	2	0	0	0		0				
6 John McDonald, R OBP: 0.294, SLG: 0.313		G5-3		10S		G6-3				3	1	1	0	0	0		1				
Inning Stats	R: 4 E: 0 K: 1 S: 19	H: 5 LOB: 1 BB: 0 P: 30	R: 1 E: 0 K: 0 S: 11	H: 3 LOB: 2 BB: 0 P: 18	R: 0 E: 0 K: 0 S: 7	H: 0 LOB: 0 BB: 1 P: 14	R: 3 E: 0 K: 1 S: 24	H: 3 LOB: 1 BB: 1 P: 37	R: 0 E: 0 K: 0 S: 7	H: 0 LOB: 0 BB: 0 P: 12	R: 0 E: 0 K: 0 S: 8	H: 1 LOB: 0 BB: 0 P: 11	R: 0 E: 0 K: 1 S: 6	H: 0 LOB: 0 BB: 0 P: 8	R: 0 E: 0 K: 0 S: 6		H: 1 LOB: 0 BB: 0 P: 9	1B: 9 2B: 3 3B: 1 HR: 1	SF: 1 SAC: 0 DP: 4 HBP: 0	WP: 0 PB: 0 SB: 3 CS: 1	PA: 35
PITCHER	IP	WLS	BF	H	R	ER	SO	BB	IBB	HBP	BLK	WP	HR	S	P	ERA	WHIP				
Lenny DiNardo, L ERA: 7.43	3.0	L	18	10	7	7	1	1	0	0	0	0	0	35	54	3.00	1.000				
Jermaine Van Buren, R ERA: 3.0	3.0		11	2	1	1	1	1	0	0	0	0	0	6	8	0.00	0.000				
Rudy Seanez, R ERA: 7.71	1.0		3	0	0	0	1	0	0	0	0	0	0	6	9	0.00	1.000				
51 Julian Tavarez, R ERA: 5.4	1.0		3	1	0	0	0	0	0	0	0	0	0	6	9	0.00	1.000				



Batter	1	2	3	4	5	6	7	8	9	AB	R	H	RBI	BB	SO	LOB	TOP					
20 Kevin Youkilis, R OBP: 0.403, SLG: 0.455 J.T. Snow, L OBP: 0.333, SLG: 0.125	3-2 G4-3 34 HR HBP	0-0 L5		2-2 1-H 1B		2-3 K		2-1 34 F7 1B	0-3 K	5	1	2	1	0	2	4						
Mark Loretta, R OBP: 0.321, SLG: 0.325	0-2 G4-3	0-1 F9		0-0 G5-3		0-0 F9		2-2 1-2 DI 1B	2-2 F9	6	0	1	1	0	0	6						
34 David Ortiz, L OBP: 0.391, SLG: 0.680	0-0 2-H HR	0-1 G4-3			3-2 G4-3	0-0 1B		1-1 F7		5	1	2	2	0	0	3						
Manny Ramirez, R OBP: 0.407, SLG: 0.379	1-1 25 1B 1B		2-2 G6-3		4-2 SH2-3 BB	4-0 1B		2-2 P4		3	1	1	0	2	0	2						
Trot Nixon, L OBP: 0.481, SLG: 0.581	2-2 25 1B 1B		0-0 F9		4-0 SH2-3 BB	2-1 G3		3-2 F8		4	0	1	0	1	0	5						
Jason Varitek, S OBP: 0.323, SLG: 0.340	1-2 P6		0-1 G3-1		0-0 SH2-3		1-0 G5-3		0-1 25 2B 1B	4	1	1	0	0	0	2						
25 Mike Lowell, R OBP: 0.338, SLG: 0.462	0-0 1-2 2-H 1B			2-2 G5-3	4-0 1B		1-2 P6		1-1 1-H 2B	4	0	2	2	1	0	0						
Willie Harris, L OBP: 0.308, SLG: 0.100	3-2 P4			1-0 20 S 1B HBP	2-1 G3		0-2 G4-3		4-0 BB	3	1	0	0	1	0	5						
Alex Gonzalez, R OBP: 0.281, SLG: 0.263		0-1 1B		1-0 F9		0-1 34 1B 1B		4-2 20 1B 1B BB	0-2 F6	4	1	2	0	1	0	3						
Inning Stats	R: 3 E: 0 K: 0 S: 20	H: 4 LOB: 2 BB: 0 P: 30	R: 0 E: 0 K: 0 S: 7	H: 1 LOB: 1 BB: 0 P: 7	R: 0 E: 0 K: 0 S: 6	H: 0 LOB: 0 BB: 0 P: 8	R: 1 E: 0 K: 0 S: 9	H: 1 LOB: 1 BB: 0 P: 14	R: 0 E: 0 K: 1 S: 10	H: 2 LOB: 3 BB: 1 P: 18	R: 0 E: 0 K: 0 S: 9	H: 0 LOB: 0 BB: 0 P: 11	R: 1 E: 0 K: 0 S: 18	H: 2 LOB: 2 BB: 1 P: 32	R: 1 E: 0 K: 1 S: 13	H: 2 LOB: 2 BB: 1 P: 20	1B: 10 2B: 1 3B: 0 HR: 1	SF: 0 SAC: 1 DP: 0 HBP: 2	WP: 0 PB: 0 SB: 1 CS: 0	PA: 47		
PITCHER	IP WLS BF H R ER SO BB IBB HBP BLK WP HR S P ERA WHIP	IP WLS BF H R ER SO BB IBB HBP BLK WP HR S P ERA WHIP	IP WLS BF H R ER SO BB IBB HBP BLK WP HR S P ERA WHIP	IP WLS BF H R ER SO BB IBB HBP BLK WP HR S P ERA WHIP	IP WLS BF H R ER SO BB IBB HBP BLK WP HR S P ERA WHIP	IP WLS BF H R ER SO BB IBB HBP BLK WP HR S P ERA WHIP	IP WLS BF H R ER SO BB IBB HBP BLK WP HR S P ERA WHIP	IP WLS BF H R ER SO BB IBB HBP BLK WP HR S P ERA WHIP	IP WLS BF H R ER SO BB IBB HBP BLK WP HR S P ERA WHIP	IP WLS BF H R ER SO BB IBB HBP BLK WP HR S P ERA WHIP	IP WLS BF H R ER SO BB IBB HBP BLK WP HR S P ERA WHIP	IP WLS BF H R ER SO BB IBB HBP BLK WP HR S P ERA WHIP	IP WLS BF H R ER SO BB IBB HBP BLK WP HR S P ERA WHIP	IP WLS BF H R ER SO BB IBB HBP BLK WP HR S P ERA WHIP	IP WLS BF H R ER SO BB IBB HBP BLK WP HR S P ERA WHIP	IP WLS BF H R ER SO BB IBB HBP BLK WP HR S P ERA WHIP	IP WLS BF H R ER SO BB IBB HBP BLK WP HR S P ERA WHIP	IP WLS BF H R ER SO BB IBB HBP BLK WP HR S P ERA WHIP	IP WLS BF H R ER SO BB IBB HBP BLK WP HR S P ERA WHIP	IP WLS BF H R ER SO BB IBB HBP BLK WP HR S P ERA WHIP	IP WLS BF H R ER SO BB IBB HBP BLK WP HR S P ERA WHIP	IP WLS BF H R ER SO BB IBB HBP BLK WP HR S P ERA WHIP

Boston Red Sox @ Toronto Blue Jays
Rogers Centre, Toronto, ON
Sun Apr 23 2006, 1:07 PM EDT
Att: 28,737 - Roof Closed - 68 F

AB 38
R 6
H 12
RBI 6
BB 6
SO 2
LOB 30



Batter	1	2	3	4	5	6	7	8	9	AB	R	H	RBI	BB	SO	LOB	BOTTOM						
8 Russ Adams, L OBP: 0.293, SLG: 0.375	1-1 G6-3		2-1 G3-6-3 1B		2-1 G6-3	1-3 K			1-2 1B	5	0	2	0	0	1	2							
Frank Catalanotto, L OBP: 0.346, SLG: 0.629	3-2 G4-3		2-2 G3-6-3 1-2		0-0 17 BB 10 HBP 1B	0-1 P6		1-2 25 G6-4-3 1B		5	0	2	0	0	0	3							
10 Vernon Wells, R OBP: 0.429, SLG: 0.736	0-2 1B			1-1 E5 17 BB 9 HR	1-0 17 BB HBP		3-3 K		2-3 K	4	1	1	0	0	2	2							
25 Troy Glaus, R OBP: 0.387, SLG: 0.641	1-3 K			2-1 F7	2-3 K		2-3 K		0-1 G6-4-3	5	0	0	0	0	3	6							
17 Lyle Overbay, L OBP: 0.347, SLG: 0.415		1-1 1B		4-1 9 HR BB	4-1 1-2 2-3 BB		1-0 P6			2	1	1	0	2	0	0							
9 Gregg Zaun, S OBP: 0.273, SLG: 0.727		0-0 P4		2-1 1-H 2-H HR	2-2 F9		0-3 K			4	1	1	3	0	1	4							
Eric Hinske, L OBP: 0.444, SLG: 0.375		0-3 K		1-2 F9		1-0 2 1B 1B		1-2 1B		4	0	2	0	0	1	1							
15 Alex Rios, R OBP: 0.377, SLG: 0.771		1-3 K		1-0 2 FC6-4 HBP		0-0 F9		2-3 K		3	0	0	0	0	2	3							
2 Aaron Hill, R OBP: 0.226, SLG: 0.317			3-2 G5-3	0-0 FC6-4 1-2		3-1 1B		2-1 F8		4	0	1	0	0	0	2							
Inning Stats	R: 0 E: 0 K: 1 S: 12	H: 1 LOB: 1 BB: 0 P: 17	R: 0 E: 0 K: 2 S: 9	H: 1 LOB: 1 BB: 0 P: 11	R: 0 E: 0 K: 0 S: 9	H: 1 LOB: 0 BB: 0 P: 16	R: 3 E: 1 K: 0 S: 12	H: 1 LOB: 1 BB: 1 P: 23	R: 0 E: 0 K: 1 S: 11	H: 1 LOB: 3 BB: 1 P: 22	R: 0 E: 0 K: 1 S: 9	H: 2 LOB: 2 BB: 0 P: 14	R: 0 E: 0 K: 2 S: 8	H: 1 LOB: 1 BB: 0 P: 14	R: 0 E: 0 K: 2 S: 16	H: 1 LOB: 1 BB: 0 P: 21	R: 0 E: 0 K: 1 S: 12	H: 2 LOB: 1 BB: 0 P: 15	1B: 9 2B: 0 3B: 0 HR: 1	SF: 0 SAC: 0 DP: 2 HBP: 2	WP: 0 PB: 0 SB: 0 CS: 0	PA: 40	
PITCHER	IP WLS BF H R ER SO BB IBB HBP BLK WP HR S P ERA WHIP	IP WLS BF H R ER SO BB IBB HBP BLK WP HR S P ERA WHIP	IP WLS BF H R ER SO BB IBB HBP BLK WP HR S P ERA WHIP	IP WLS BF H R ER SO BB IBB HBP BLK WP HR S P ERA WHIP	IP WLS BF H R ER SO BB IBB HBP BLK WP HR S P ERA WHIP	IP WLS BF H R ER SO BB IBB HBP BLK WP HR S P ERA WHIP	IP WLS BF H R ER SO BB IBB HBP BLK WP HR S P ERA WHIP	IP WLS BF H R ER SO BB IBB HBP BLK WP HR S P ERA WHIP	IP WLS BF H R ER SO BB IBB HBP BLK WP HR S P ERA WHIP	IP WLS BF H R ER SO BB IBB HBP BLK WP HR S P ERA WHIP	IP WLS BF H R ER SO BB IBB HBP BLK WP HR S P ERA WHIP	IP WLS BF H R ER SO BB IBB HBP BLK WP HR S P ERA WHIP	IP WLS BF H R ER SO BB IBB HBP BLK WP HR S P ERA WHIP	IP WLS BF H R ER SO BB IBB HBP BLK WP HR S P ERA WHIP	IP WLS BF H R ER SO BB IBB HBP BLK WP HR S P ERA WHIP	IP WLS BF H R ER SO BB IBB HBP BLK WP HR S P ERA WHIP	IP WLS BF H R ER SO BB IBB HBP BLK WP HR S P ERA WHIP	IP WLS BF H R ER SO BB IBB HBP BLK WP HR S P ERA WHIP	IP WLS BF H R ER SO BB IBB HBP BLK WP HR S P ERA WHIP	IP WLS BF H R ER SO BB IBB HBP BLK WP HR S P ERA WHIP	IP WLS BF H R ER SO BB IBB HBP BLK WP HR S P ERA WHIP	IP WLS BF H R ER SO BB IBB HBP BLK WP HR S P ERA WHIP	IP WLS BF H R ER SO BB IBB HBP BLK WP HR S P ERA WHIP

Boston Red Sox @ Toronto Blue Jays
Rogers Centre, Toronto, ON
Sun Apr 23 2006, 1:07 PM EDT
Att: 28,737 - Roof Closed - 68 F

AB 36
R 3
H 10
RBI 3
BB 2
SO 10
LOB 23



Batter	1	2	3	4	5	6	7	8	9	AB	R	H	RBI	BB	SO	LOB	TOP			
1 Brian Roberts, S (1,4) OBP: 0.375, SLG: 0.418										4	0	1	0	0	0	0	<p>Baltimore Orioles @ Toronto Blue Jays Rogers Centre, Toronto, ON Tue Apr 25 2006, 7:07 PM EDT Att: 32,257 - Roof Closed - 68 F</p> <p>AB 31 R 3 H 6 RBI 3 BB 2 SO 6 LOB 7</p>			
Jeff Conine, R (1,7) OBP: 0.222, SLG: 0.300										4	0	1	0	0	0	1				
6 Melvin Mora, R (1,5) OBP: 0.337, SLG: 0.476										3	0	0	0	1	0	1				
10 Miguel Tejada, R (1,6) OBP: 0.467, SLG: 0.639										3	2	2	1	1	0	2				
31 Jay Gibbons, L (1,9) OBP: 0.310, SLG: 0.585										4	1	2	2	0	1	1				
55 Ramon Hernandez, R (1,2) OBP: 0.394, SLG: 0.523										4	0	0	0	0	0	2				
Javy Lopez, R (1,10) OBP: 0.308, SLG: 0.417										3	0	0	0	0	2	0				
Kevin Millar, R (1,3) OBP: 0.265, SLG: 0.381										3	0	0	0	0	1	0				
21 Nick Markakis, L (1,8) OBP: 0.298, SLG: 0.320										3	0	0	0	0	2	0				
Inning Stats	R: 0 E: 0 K: 0 S: 10	H: 1 LOB: 1 BB: 1 P: 16	R: 0 E: 0 K: 1 S: 7	H: 0 LOB: 0 BB: 0 P: 9	R: 0 E: 0 K: 1 S: 7	H: 0 LOB: 0 BB: 0 P: 10	R: 1 E: 0 K: 0 S: 11	H: 2 LOB: 1 BB: 0 P: 17	R: 0 E: 0 K: 1 S: 8	H: 0 LOB: 0 BB: 0 P: 10	R: 2 E: 0 K: 1 S: 11	H: 2 LOB: 2 BB: 0 P: 16	R: 0 E: 0 K: 1 S: 7	H: 0 LOB: 1 BB: 1 P: 11	R: 0 E: 0 K: 1 S: 9	H: 0 LOB: 1 BB: 1 P: 18	1B: 3 2B: 1 3B: 0 HR: 2	SF: 0 SAC: 0 DP: 2 HBP: 0	WP: 0 PB: 0 SB: 1 CS: 0	PA: 33
PITCHER	IP WLS BF H R ER SO BB IBB HBP BLK WP HR S P ERA WHIP																			
39 Gustavo Chacin, L (1,1) ERA: 5.11	7.0 W 26 6 3 3 4 1 0 0 0 0 2 61 91 3.86 1.000																			
Justin Speier, R (8,1) ERA: 0.9	1.0 3 0 0 0 1 0 0 0 0 0 0 7 11 0.00 0.000																			
Scott Schoeneweis, L (9,1) ERA: 2.08	1.0 4 0 0 0 1 1 0 0 0 0 0 9 18 0.00 1.000																			

Batter	1	2	3	4	5	6	7	8	9	AB	R	H	RBI	BB	SO	LOB	BOTTOM	
3 Reed Johnson, R (1,9) OBP: 0.550, SLG: 0.438										5	1	1	0	0	1	1	<p>Baltimore Orioles @ Toronto Blue Jays Rogers Centre, Toronto, ON Tue Apr 25 2006, 7:07 PM EDT Att: 32,257 - Roof Closed - 68 F</p> <p>AB 32 R 7 H 9 RBI 7 BB 6 SO 4 LOB 17</p>	
Frank Catalanotto, L (1,7) OBP: 0.542, SLG: 0.632										3	1	1	0	1	1	0		
15 Alex Rios, R (7, PR) OBP: 0.370, SLG: 0.755										1	1	0	0	0	0	1		
10 Vernon Wells, R (1,8) OBP: 0.432, SLG: 0.733										3	1	1	1	1	0	1		
25 Troy Glaus, R (1,5) OBP: 0.405, SLG: 0.652										2	1	1	0	2	0	1		
17 Lyle Overbay, L (1,3) OBP: 0.373, SLG: 0.433										2	1	2	2	1	0	0		
Shea Hillenbrand, R (7, PH) OBP: 0.297, SLG: 0.345										1	1	1	2	0	0	0		
Eric Hinske, L (1,10) OBP: 0.387, SLG: 0.321										4	0	0	0	0	2	6		
Bengie Molina, R (1,2) OBP: 0.327, SLG: 0.532										4	0	2	2	0	0	1		
2 Aaron Hill, R (1,4) OBP: 0.212, SLG: 0.297										4	0	0	0	0	0	5		
8 Russ Adams, L (1,6) OBP: 0.290, SLG: 0.356										3	0	0	0	1	0	1		
Inning Stats	R: 1 E: 0 K: 1 S: 13	H: 2 LOB: 2 BB: 1 P: 24	R: 0 E: 0 K: 0 S: 7	H: 0 LOB: 0 BB: 0 P: 14	R: 0 E: 0 K: 2 S: 10	H: 0 LOB: 0 BB: 0 P: 14	R: 2 E: 0 K: 0 S: 11	H: 3 LOB: 1 BB: 0 P: 21	R: 0 E: 0 K: 1 S: 6	H: 0 LOB: 1 BB: 1 P: 12	R: 4 E: 0 K: 0 S: 21	H: 3 LOB: 3 BB: 3 P: 37	R: 0 E: 0 K: 0 S: 5	H: 1 LOB: 0 BB: 0 P: 7	1B: 5 2B: 4 3B: 0 HR: 0	SF: 0 SAC: 0 DP: 1 HBP: 0	WP: 0 PB: 0 SB: 0 CS: 0	PA: 38
PITCHER	IP WLS BF H R ER SO BB IBB HBP BLK WP HR S P ERA WHIP																	
Rodrigo Lopez, R (1,1) ERA: 6.97	6.0 L 27 4 4 4 4 4 0 0 0 0 0 12 20 6.00 6.000																	
Jim Brower, R (7,1) ERA: 11.45	0.1 4 1 0 0 0 1 1 0 0 0 0 0 8 12 40.50 3.000																	
John Halama, L (7,1) ERA: 2.89	0.2 4 2 3 3 0 0 0 0 0 0 0 0 5 7 0.00 1.000																	
Eddy Rodriguez, R (8,1) ERA: 1.69	1.0 3 1 0 0 0 0 0 0 0 0 0 0 5 7 0.00 1.000																	

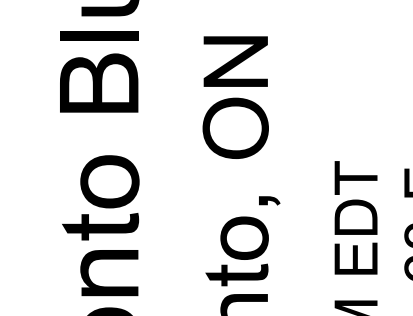
Batter	1	2	3	4	5	6	7	8	9	AB	R	H	RBI	BB	SO	LOB	TOP								
1 Brian Roberts, S (1,4) OBP: 0.380, SLG: 0.434	1-0 10 BLK 31 1B 6 PB 1B		2-2 6 1B 2B		0-0 F7		1-2 L9			4	1	2	0	0	0	1	<p>Baltimore Orioles @ Toronto Blue Jays Rogers Centre, Toronto, ON Wed Apr 26 2006, 7:07 PM EDT Att. 19,336 - Roof Closed - 68 F</p>								
6 Melvin Mora, R (1,5) OBP: 0.343, SLG: 0.471	1-2 SAFE G1-3		0-1 1B		4-2 BB		3-2 L9			3	0	1	0	1	0	2									
10 Miguel Tejada, R (1,6) OBP: 0.457, SLG: 0.621	2-3 K2-3		0-0 L4		0-1 P3			1-1 31 G3-6-3 1B		4	0	1	0	0	1	4									
31 Jay Gibbons, L (1,9) OBP: 0.307, SLG: 0.570	3-2 1B		0-2 F7		1-1 G4-3		1-2 G3-6-3			4	0	1	1	0	0	3									
55 Ramon Hernandez, R (1,2) OBP: 0.387, SLG: 0.550	3-1 P2			4-0 G6-4-3 BB		0-2 G5-3		2-2 P4		3	0	0	0	1	0	1									
Javy Lopez, R (1,10) OBP: 0.304, SLG: 0.397		2-3 K		2-2 G6-4-3 1-2		4-2 BB		0-1 L7		3	0	0	0	1	1	1									
Kevin Millar, R (1,3) OBP: 0.264, SLG: 0.373		1-1 G4-6-3 1B		1-3 K		1-0 L1		0-2 G6-3		4	0	1	0	0	1	1									
Jeff Conine, R (1,7) OBP: 0.241, SLG: 0.370		0-0 G4-6-3 1-2			2-2 HR		1-0 1B		1-2 G3	4	1	2	1	0	0	1									
Luis Terrero, R (1,8)			2-2 P6		2-1 G1-3		2-0 F9			3	0	0	0	0	0	1									
Inning Stats	R: 1 E: 0 K: 1 S: 18	H: 2 LOB: 1 BB: 0 P: 29	R: 0 E: 0 K: 1 S: 6	H: 1 LOB: 0 BB: 0 P: 9	R: 0 E: 0 K: 0 S: 12	H: 2 LOB: 2 BB: 0 P: 16	R: 0 E: 0 K: 1 S: 9	H: 0 LOB: 0 BB: 1 P: 16	R: 1 E: 0 K: 0 S: 14	H: 1 LOB: 1 BB: 1 P: 22	R: 0 E: 0 K: 0 S: 8	H: 0 LOB: 1 BB: 0 P: 14	R: 0 E: 0 K: 0 S: 9	H: 1 LOB: 1 BB: 0 P: 16	R: 0 E: 0 K: 0 S: 8	H: 1 LOB: 0 BB: 0 P: 12	R: 0 E: 0 K: 0 S: 9	H: 0 LOB: 0 BB: 0 P: 10	1B: 6 2B: 1 3B: 0 HR: 1	SF: 0 SAC: 0 DP: 3 HBP: 0	WP: 0 PB: 1 SB: 0 CS: 0	PA: 35			
PITCHER	IP	WLS	BF	H	R	ER	SO	BB	IBB	HBP	BLK	WP	HR	S	P	ERA	WHIP								
Ted Lilly, L (1,1) ERA: 3.72	5.0	W	21	6	2	2	3	2	0	0	1	0	1	59	92	3.60	1.600								
54 Jason Frasor, R (6,1) ERA: 10.13	1.1	H	6	1	0	0	0	1	0	0	0	0	0	10	19	0.00	1.500								
37 Scott Downs, L (7,1) ERA: 6.75	0.2		2	0	0	0	0	0	0	0	0	0	0	7	11	0.00	0.000								
Vinnie Chulk, R (8,1) ERA: 5.06	1.0		3	1	0	0	0	0	0	0	0	0	0	8	12	0.00	1.000								
52 B.J. Ryan, L (9,1) ERA:	1.0		3	0	0	0	0	0	0	0	0	0	0	9	10	0.00	0.000								

Batter	1	2	3	4	5	6	7	8	9	AB	R	H	RBI	BB	SO	LOB	BOTTOM								
3 Reed Johnson, R (1,7) OBP: 0.511, SLG: 0.405	0-2 G5-3	3-2 G5-3		1-2 G5-3		1-0 15 HR 1B		2-0 F8		5	1	1	1	0	0	1	<p>Baltimore Orioles @ Toronto Blue Jays Rogers Centre, Toronto, ON Wed Apr 26 2006, 7:07 PM EDT Att. 19,336 - Roof Closed - 68 F</p>								
15 Alex Rios, R (1,9) OBP: 0.407, SLG: 0.830	1-0 25 FB 10 1B 1B	0-0 2B		2-0 P2		2-1 HR		4-2 10 S 10 HR BB		4	2	3	2	1	0	1									
10 Vernon Wells, R (1,8) OBP: 0.442, SLG: 0.800	0-1 1B	3-2 P4			1-1 L7	0-1 HR		3-2 HR		5	2	3	3	0	0	1									
25 Troy Glaus, R (1,5) OBP: 0.393, SLG: 0.620	0-0 F8		1-2 L9		3-2 P4	1-1 1B		2-2 L4		5	0	1	0	0	0	2									
Bengie Molina, R (1,2) OBP: 0.321, SLG: 0.510	0-2 G5-3		3-2 F8		2-1 1B	2-2 L6				4	0	1	0	0	0	3									
Shea Hillenbrand, R (1,10) OBP: 0.324, SLG: 0.371		1-2 17 BB 1B	1-0 17 WP 1B		0-1 1B		0-0 G5-3			4	1	3	0	0	0	0									
17 Lyle Overbay, L (1,3) OBP: 0.380, SLG: 0.420		4-0 2 FC3-6 BB	1-2 G5-3		0-0 G4-3		4-1 2 G6-3 BB			2	0	0	0	2	0	3									
2 Aaron Hill, R (1,4) OBP: 0.200, SLG: 0.279		2-2 FC3-6 6 2B 2H		1-0 P3		2-3 K		0-0 G6-3		4	1	0	0	0	1	2									
6 John McDonald, R (1,6) OBP: 0.333, SLG: 0.368		0-0 3 PB 3 G5-3 2B		4-0 15 S 3 G5-3 BB		1-2 F8		0-0 P6		3	1	1	1	1	0	0									
Inning Stats	R: 0 E: 0 K: 0 S: 12	H: 2 LOB: 2 BB: 0 P: 13	R: 3 E: 1 K: 0 S: 16	H: 3 LOB: 1 BB: 1 P: 29	R: 0 E: 0 K: 0 S: 12	H: 1 LOB: 1 BB: 0 P: 18	R: 0 E: 0 K: 0 S: 5	H: 0 LOB: 1 BB: 1 P: 13	R: 0 E: 0 K: 1 S: 10	H: 2 LOB: 2 BB: 0 P: 16	R: 3 E: 0 K: 1 S: 18	H: 4 LOB: 1 BB: 0 P: 27	R: 0 E: 0 K: 0 S: 3	H: 0 LOB: 0 BB: 1 P: 7	R: 2 E: 0 K: 0 S: 11	H: 1 LOB: 0 BB: 1 P: 22	R: 0 E: 0 K: 0 S: 9	H: 0 LOB: 0 BB: 0 P: 10	1B: 8 2B: 2 3B: 0 HR: 3	SF: 0 SAC: 0 DP: 1 HBP: 0	WP: 1 PB: 1 SB: 2 CS: 0	PA: 40			
PITCHER	IP	WLS	BF	H	R	ER	SO	BB	IBB	HBP	BLK	WP	HR	S	P	ERA	WHIP								
45 Erik Bedard, L (1,1) ERA: 3.69	5.2	L	29	10	5	5	1	2	0	0	0	0	1	66	106	7.94	2.118								
43 Sandy Rieal, R (6,1) ERA: 4.35	1.1		6	2	1	1	0	1	0	0	0	0	1	10	17	6.75	2.250								
Eddy Rodriguez, R (8,1) ERA: 4.26	1.0		5	1	2	2	0	1	0	0	0	0	1	11	22	18.00	2.000								

AB 32
R 2
H 8
RBI 2
BB 3
SO 3
LOB 15



AB 36
R 8
H 13
RBI 7
BB 4
SO 1
LOB 13



livebaseballscores.com

livebaseballscores.com

Batter	1	2	3	4	5	6	7	8	9	AB	R	H	RBI	BB	SO	LOB	TOP			
1 Brian Roberts, S OBP: 0.392, SLG: 0.448 (1, 4)	G6-3	1B		IBB			G4-3	E3		4	1	2	1	1	0	0	<p>Baltimore Orioles @ Toronto Blue Jays</p> <p>Rogers Centre, Toronto, ON</p> <p>Thu Apr 27 2006, 7:07 PM EDT</p> <p>Att: 18,756 - Roof Closed - 68 F</p>			
6 Melvin Mora, R OBP: 0.356, SLG: 0.473 (1, 5)	31 HBP 55 FC3 10 1B	P4		G4-3			31 1B 55 2B 10 G4-3	1B		4	2	2	0	1	0	4				
10 Miguel Tejada, R OBP: 0.455, SLG: 0.609 (1, 6)	55 FC3 31 HBP 55 E 1B	G1-3					G4-3	K		5	1	2	1	0	1	5				
31 Jay Gibbons, L Luis Tterro, R OBP: 0.315, SLG: 0.562 (7, 7)	55 E HBP			P5			55 2B 17 2B	P4		3	1	1	0	0	1	1				
55 Ramon Hernandez, R OBP: 0.375, SLG: 0.493 (1, 2)	FC3 G6-4-3			L4			17 2B	F9		5	1	1	2	0	0	2				
Javy Lopez, R OBP: 0.284, SLG: 0.368 (1, 10)	G6-4-3			L5			L3	G6-3		5	0	0	0	0	0	5				
17 Corey Patterson, L OBP: 0.243, SLG: 0.333 (1, 8)				G1 1B S BB			K	1B		4	1	3	2	1	1	0				
Jeff Conine, R OBP: 0.222, SLG: 0.339 (1, 3)				G1			K	G5-3		5	0	0	0	0	1	4				
21 Nick Markakis, L OBP: 0.295, SLG: 0.302 (1, 7) (7, 9)				1B 1 WP HBP			K	F7		3	0	0	0	0	1	1				
Inning Stats	R: 2 E: 1 K: 0 S: 22	H: 1 LOB: 1 BB: 1 P: 35	R: 1 E: 0 K: 0 S: 15	H: 1 LOB: 2 BB: 1 P: 24	R: 0 E: 0 K: 0 S: 10	H: 0 LOB: 0 BB: 0 P: 12	R: 0 E: 0 K: 1 S: 15	H: 1 LOB: 2 BB: 1 P: 24	R: 0 E: 0 K: 1 S: 8	H: 0 LOB: 0 BB: 0 P: 14	R: 4 E: 1 K: 0 S: 11	H: 5 LOB: 1 BB: 0 P: 21	R: 0 E: 1 K: 1 S: 20	H: 1 LOB: 2 BB: 0 P: 29	R: 0 E: 0 K: 0 S: 11	H: 1 LOB: 1 BB: 0 P: 16		1B: 8 2B: 3 3B: 0 HR: 0	SF: 0 SAC: 0 DP: 1 HBP: 2	WP: 1 PB: 0 SB: 2 CS: 0
PITCHER	IP WLS BF H R ER SO BB IBB HBP BLK WP HR S P ERA WHIP	IP WLS BF H R ER SO BB IBB HBP BLK WP HR S P ERA WHIP	IP WLS BF H R ER SO BB IBB HBP BLK WP HR S P ERA WHIP	IP WLS BF H R ER SO BB IBB HBP BLK WP HR S P ERA WHIP	IP WLS BF H R ER SO BB IBB HBP BLK WP HR S P ERA WHIP	IP WLS BF H R ER SO BB IBB HBP BLK WP HR S P ERA WHIP	IP WLS BF H R ER SO BB IBB HBP BLK WP HR S P ERA WHIP	IP WLS BF H R ER SO BB IBB HBP BLK WP HR S P ERA WHIP	IP WLS BF H R ER SO BB IBB HBP BLK WP HR S P ERA WHIP	IP WLS BF H R ER SO BB IBB HBP BLK WP HR S P ERA WHIP	IP WLS BF H R ER SO BB IBB HBP BLK WP HR S P ERA WHIP	IP WLS BF H R ER SO BB IBB HBP BLK WP HR S P ERA WHIP	IP WLS BF H R ER SO BB IBB HBP BLK WP HR S P ERA WHIP	IP WLS BF H R ER SO BB IBB HBP BLK WP HR S P ERA WHIP	IP WLS BF H R ER SO BB IBB HBP BLK WP HR S P ERA WHIP	IP WLS BF H R ER SO BB IBB HBP BLK WP HR S P ERA WHIP	IP WLS BF H R ER SO BB IBB HBP BLK WP HR S P ERA WHIP			

Batter	1	2	3	4	5	6	7	8	9	AB	R	H	RBI	BB	SO	LOB	BOTTOM			
Frank Catalanotto, L OBP: 0.528, SLG: 0.585 (1, 7)	K		G5-3		G1-3			25 G5-3 10 1B	10 1B BB	3	0	0	1	2	1	0	<p>Baltimore Orioles @ Toronto Blue Jays</p> <p>Rogers Centre, Toronto, ON</p> <p>Thu Apr 27 2006, 7:07 PM EDT</p> <p>Att: 18,756 - Roof Closed - 68 F</p>			
15 Alex Rios, R OBP: 0.375, SLG: 0.772 (1, 9)	F8		F7		K			F8	SF7	4	0	0	1	0	1	1				
10 Vernon Wells, R OBP: 0.440, SLG: 0.776 (1, 8)	K		G5-3		G5-3			25 G5-3 1B	25 FC5-4 1B	5	0	2	1	0	1	0				
25 Troy Glaus, R OBP: 0.382, SLG: 0.587 (1, 5)		1B 9 1B BB		F9			G5-3	G5-3	FC5-4	4	1	0	0	1	0	4				
17 Lyle Overbay, L OBP: 0.373, SLG: 0.403 (1, 10)		F7		9 BB 1B BB			G3	G3-1		3	0	0	0	1	0	3				
Sheg Hillenbrand, R OBP: 0.347, SLG: 0.409 (1, 3)		9 1B 8 SF9 1B		9 BB 1B			G5-3		9 PB BB	4	2	3	0	0	0	0				
9 Gregg Zaun, S OBP: 0.346, SLG: 0.708 (1, 2)		8 SF9 1B		1-2 2-3 BB			F8		BB 15 SF7 BB	2	1	1	1	2	0	0				
8 Russ Adams, L OBP: 0.273, SLG: 0.339 (1, 6)		SF9		K			F8		K	3	0	0	1	0	2	5				
6 John McDonald, R Eric Hinske, L OBP: 0.292, SLG: 0.318 (9, PH) OBP: 0.406, SLG: 0.321		F9		G1-3			G5-3		10 1B BB	3	0	0	0	0	0	4				
Inning Stats	R: 0 E: 0 K: 2 S: 9	H: 0 LOB: 0 BB: 0 P: 13	R: 2 E: 0 K: 0 S: 10	H: 2 LOB: 1 BB: 1 P: 21	R: 0 E: 0 K: 0 S: 7	H: 0 LOB: 0 BB: 0 P: 10	R: 0 E: 0 K: 1 S: 13	H: 1 LOB: 3 BB: 2 P: 28	R: 0 E: 0 K: 1 S: 7	H: 0 LOB: 0 BB: 0 P: 12	R: 0 E: 0 K: 0 S: 5	H: 0 LOB: 0 BB: 0 P: 9	R: 0 E: 0 K: 0 S: 12	H: 1 LOB: 2 BB: 1 P: 21	R: 3 E: 0 K: 1 S: 18	H: 2 LOB: 3 BB: 3 P: 34		1B: 5 2B: 1 3B: 0 HR: 0	SF: 2 SAC: 0 DP: 0 HBP: 0	WP: 0 PB: 1 SB: 0 CS: 0
PITCHER	IP WLS BF H R ER SO BB IBB HBP BLK WP HR S P ERA WHIP	IP WLS BF H R ER SO BB IBB HBP BLK WP HR S P ERA WHIP	IP WLS BF H R ER SO BB IBB HBP BLK WP HR S P ERA WHIP	IP WLS BF H R ER SO BB IBB HBP BLK WP HR S P ERA WHIP	IP WLS BF H R ER SO BB IBB HBP BLK WP HR S P ERA WHIP	IP WLS BF H R ER SO BB IBB HBP BLK WP HR S P ERA WHIP	IP WLS BF H R ER SO BB IBB HBP BLK WP HR S P ERA WHIP	IP WLS BF H R ER SO BB IBB HBP BLK WP HR S P ERA WHIP	IP WLS BF H R ER SO BB IBB HBP BLK WP HR S P ERA WHIP	IP WLS BF H R ER SO BB IBB HBP BLK WP HR S P ERA WHIP	IP WLS BF H R ER SO BB IBB HBP BLK WP HR S P ERA WHIP	IP WLS BF H R ER SO BB IBB HBP BLK WP HR S P ERA WHIP	IP WLS BF H R ER SO BB IBB HBP BLK WP HR S P ERA WHIP	IP WLS BF H R ER SO BB IBB HBP BLK WP HR S P ERA WHIP	IP WLS BF H R ER SO BB IBB HBP BLK WP HR S P ERA WHIP	IP WLS BF H R ER SO BB IBB HBP BLK WP HR S P ERA WHIP	IP WLS BF H R ER SO BB IBB HBP BLK WP HR S P ERA WHIP			



Batter	1	2	3	4	5	6	7	8	9	AB R H RBI BB SO LOB	TOP
8 Russ Adams, L (1, 6) OBP: 0.282, SLG: 0.333	4-1 HR BB		1-1 G6-3 1B			3-2 P5	2-2 G4-3		1-2 G3	4 1 1 0 1 0 1	Toronto Blue Jays @ New York Yankees Yankee Stadium, Bronx, NY Fri Apr 28 2006, 7:05 PM EDT Att: 47,204 - Clear - 57 F
Frank Catalanotto, L (1, 7) OBP: 0.336, SLG: 0.651 3 Reed Johnson, R (6, PR) OBP: 0.500, SLG: 0.395	3-2 HR		1-1 G6-3			4-2 25 F7 10 1B HR BB		1-1 G5-3		2 1 1 2 1 0 1 1 1 0 0 0 0 0	
10 Vernon Wells, R (1, 8) OBP: 0.442, SLG: 0.761	4-2 25 G6-4-3 BB		1-0 P4			1-2 HR 1B		2-3 K		3 1 1 0 1 1 0	
25 Troy Glaus, R (1, 5) OBP: 0.376, SLG: 0.570	2-1 G6-4-3			3-2 G5-3 17 1B 1B		0-0 F7		2-2 P4		4 0 1 0 0 0 3	
17 Lyle Overbay, L (1, 3) OBP: 0.368, SLG: 0.395	1-2 F8			1-0 G5-3 1B		0-2 K		0-2 G5-3		4 0 1 0 0 1 3	
Shea Hillenbrand, R (1, 10) OBP: 0.355, SLG: 0.500		1-2 P2		0-0 G5-3 1B		1-0 HR		0-1 HR		4 2 2 4 0 0 2	
Bengie Molina, R (1, 2) OBP: 0.316, SLG: 0.491		1-0 G1-3		1-0 L9		1-2 2-3F F9		0-0 15 2B 2 SF8 1B		4 1 1 0 0 0 2	
Eric Hinske, L (1, 9) OBP: 0.441, SLG: 0.345 15 Alex Rios, R (6, 9) OBP: 0.370, SLG: 0.760		1-1 1B		4-2 2 G6-4-3 BB		2-1 G6-3		0-0 2 SF8 2B		1 0 1 0 1 0 0 2 0 1 0 0 0 0	
2 Aaron Hill, R (1, 4) OBP: 0.189, SLG: 0.268		1-1 F9		1-2 G6-4-3		3-2 F7		0-0 SF8		3 0 0 1 0 0 2	
Inning Stats	R: 2 H: 1 E: 0 LOB: 0 K: 0 BB: 2 S: 12 P: 26	R: 0 H: 1 E: 0 LOB: 1 K: 0 BB: 0 S: 8 P: 12	R: 0 H: 1 E: 0 LOB: 0 K: 0 BB: 0 S: 5 P: 8	R: 0 H: 2 E: 0 LOB: 1 K: 0 BB: 0 S: 6 P: 11	R: 0 H: 0 E: 0 LOB: 0 K: 1 BB: 1 S: 9 P: 17	R: 3 H: 2 E: 0 LOB: 1 K: 1 BB: 1 S: 13 P: 20	R: 0 H: 0 E: 0 LOB: 0 K: 0 BB: 0 S: 9 P: 16	R: 0 H: 0 E: 0 LOB: 0 K: 1 BB: 0 S: 14 P: 19	R: 2 H: 3 E: 0 LOB: 1 K: 0 BB: 0 S: 12 P: 13	1B: 6 SF: 1 2B: 1 SAC: 0 3B: 0 DP: 4 HR: 3 HBP: 0	
PITCHER	IP WLS BF H R ER SO BB IBB HBP BLK WP HR S P ERA WHIP	PITCHER									
Jaret Wright, R (1, 1) ERA: 7.2	5.0 L 21 6 4 4 0 4 0 0 0 0 0 1 45 84 7.20 2.000										
Scott Proctor, R (6, 1) ERA: 1.69	3.0 10 1 1 1 2 0 0 0 0 0 0 1 31 45 3.00 0.333										
Tanyon Sturtze, R (9, 1) ERA: 6.75	1.0 6 3 2 2 0 0 0 0 0 0 0 1 12 13 18.00 3.000										


Batter	1	2	3	4	5	6	7	8	9	AB R H RBI BB SO LOB	BOTTOM	
18 Johnny Damon, L (1, 8) OBP: 0.370, SLG: 0.405	2-1 G1-3		2-0 2 CS 1B			3-3 K	1-1 FC3-6		4-1 2 DI BB	4 0 1 0 1 1 2	Toronto Blue Jays @ New York Yankees Yankee Stadium, Bronx, NY Fri Apr 28 2006, 7:05 PM EDT Att: 47,204 - Clear - 57 F	
2 Derek Jeter, R (1, 6) OBP: 0.510, SLG: 0.667	1-0 1B		3-3 K		0-0 1B	1-3 K		1-1 L3		5 0 2 0 0 2 3		
Gary Sheffield, R (1, 10) OBP: 0.365, SLG: 0.500	0-0 13 G5-4-3 1B			2-1 G2-3		3-2 P6		1-3 K		4 0 1 0 0 1 3		
13 Alex Rodriguez, R (1, 5) OBP: 0.400, SLG: 0.519	2-0 G5-4-3			3-2 F8		1-1 G6-3		2-2 55 F9 25 BB 1B		4 0 1 0 0 0 2		
25 Jason Giambi, L (1, 3) OBP: 0.542, SLG: 0.782		3-1 G3-1		0-2 55 1B 1B		0-1 G3-1		4-1 G5-4-3 BB		3 0 1 0 1 0 0		
55 Hideki Matsui, L (1, 7) OBP: 0.352, SLG: 0.425		4-2 G6-3 BB		2-0 1B		4-2 HR BB		1-2 F9		2 1 1 0 2 0 2		
Bernie Williams, S (1, 9) OBP: 0.263, SLG: 0.302		3-2 G6-3		1-1 G6-3		3-1 HR		3-1 G5-4-3		4 1 1 2 0 0 5		
24 Robinson Cano, L (1, 4) OBP: 0.351, SLG: 0.446		3-2 G6-3			3-2 G1-4-3	1-2 L1		2-3 K		4 0 0 0 0 1 1		
Kelly Stinnett, R (1, 2) OBP: 0.308, SLG: 0.333 20 Jorge Posada, S (7, PH) OBP: 0.377, SLG: 0.409			0-3 K		3-2 2 1B 1B		1-1 18 FC3-6 1B		1-2 F9			2 0 1 0 0 1 0 2 0 1 0 0 0 0
Inning Stats	R: 0 H: 2 E: 0 LOB: 1 K: 0 BB: 0 S: 5 P: 10	R: 0 H: 0 E: 0 LOB: 1 K: 0 BB: 1 S: 13 P: 26	R: 0 H: 1 E: 0 LOB: 0 K: 2 BB: 0 S: 7 P: 12	R: 0 H: 2 E: 0 LOB: 2 K: 0 BB: 0 S: 11 P: 19	R: 0 H: 2 E: 0 LOB: 2 K: 1 BB: 0 S: 17 P: 29	R: 2 H: 1 E: 0 LOB: 0 K: 0 BB: 1 S: 11 P: 20	R: 0 H: 1 E: 0 LOB: 1 K: 2 BB: 0 S: 10 P: 14	R: 0 H: 1 E: 0 LOB: 1 K: 0 BB: 1 S: 10 P: 20	R: 0 H: 0 E: 0 LOB: 1 K: 1 BB: 1 S: 9 P: 17	1B: 9 SF: 0 2B: 1 SAC: 0 3B: 0 DP: 3 HR: 1 HBP: 0		WP: 0 PA: 38 PB: 0 SB: 0 CS: 1
PITCHER	IP WLS BF H R ER SO BB IBB HBP BLK WP HR S P ERA WHIP	PITCHER										
32 Roy Halladay, R (1, 1) ERA: 2.84	5.1 W 22 7 0 0 3 1 0 0 0 0 0 0 55 99 0.00 1.500											
Scott Schoeneweis, L (6, 1) ERA: 3.72	1.0 6 2 2 2 0 1 0 0 0 0 0 1 13 23 18.00 3.000											
Justin Speier, R (7, 1) ERA: 0.84	0.2 H 4 1 0 0 2 1 0 0 0 0 0 0 11 19 0.00 3.000											
52 B.J. Ryan, L (8, 1) ERA: 1.00	2.0 S 6 0 0 0 1 1 0 0 0 0 0 0 14 26 0.00 0.500											

Batter	1	2	3	4	5	6	7	8	9	AB	R	H	RBI	BB	SO	LOB	TOP										
15 Alex Rios, R OBP: 0.368, SLG: 0.725	1-3 K		2-2 2B 1B		0-1 L7		1-2 CS 1B		0-1 G6-3	5	1	2	0	0	1	0											
Frank Catalanotto, L OBP: 0.350, SLG: 0.674	2-2 10 1B HBP		0-0 10 F9 1-H 2B		1-1 17 BB 10 1B		3-3 K			3	0	2	1	0	1	1											
10 Vernon Wells, R OBP: 0.437, SLG: 0.740	0-0 25 CS-4-3 1B		0-1 F9		0-2 17 BB 1B		0-3 K			4	0	2	0	0	1	1											
25 Troy Glaus, R OBP: 0.366, SLG: 0.553	0-0 G5-4-3		1-2 K		2-1 F8					4	0	0	0	0	2	5											
17 Lyle Overbay, L OBP: 0.370, SLG: 0.400		0-3 K	1-0 F7		4-0 1-2 2-3 BB					3	0	1	0	1	1	1											
Shea Hillenbrand, R OBP: 0.351, SLG: 0.500		1-3 K		2-3 K		3-3 K				4	0	0	0	0	3	4											
9 Gregg Zaun, S OBP: 0.324, SLG: 0.581		4-2 2 1B BB		0-0 F7		0-2 F8				3	0	0	0	1	0	1											
2 Aaron Hill, R OBP: 0.210, SLG: 0.273		0-0 1-3 1B		0-2 1B		2-3 K				3	0	2	0	0	1	0											
Eric Hinske, L OBP: 0.417, SLG: 0.323									1-2 G4-3	1	0	0	0	0	0	0											
8 Russ Adams, L OBP: 0.263, SLG: 0.310		2-1 F7		1-1 P6		2-2 G4-3			1-1 G5-3	2	4	0	0	0	0	3											
Inning Stats	R: 0 E: 0 K: 1 S: 8	H: 1 LOB: 1 BB: 0 P: 11	R: 0 E: 0 K: 2 S: 13	H: 1 LOB: 2 BB: 1 P: 20	R: 1 E: 0 K: 1 S: 11	H: 2 LOB: 1 BB: 0 P: 15	R: 0 E: 0 K: 1 S: 10	H: 1 LOB: 1 BB: 0 P: 13	R: 0 E: 0 K: 1 S: 12	H: 2 LOB: 3 BB: 1 P: 22	R: 0 E: 0 K: 2 S: 10	H: 0 LOB: 0 BB: 0 P: 14	R: 0 E: 0 K: 2 S: 9	H: 1 LOB: 0 BB: 0 P: 13	R: 0 E: 0 K: 1 S: 9	H: 1 LOB: 1 BB: 0 P: 14	R: 0 E: 0 K: 0 S: 8	H: 0 LOB: 0 BB: 0 P: 10	1B: 7 2B: 2 3B: 0 HR: 0	SF: 0 SAC: 0 DP: 1 HBP: 1	WP: 0 PB: 0 SB: 0 CS: 1	PA: 37					
PITCHER	IP	WLS	BF	H	R	ER	SO	BB	IBB	HBP	BLK	WP	HR	S	P	ERA	WHIP										
35 Mike Mussina, R ERA: 2.31	6.0	W	27	7	1	1	7	2	0	1	0	0	0	64	95	1.50	1.500										
Kyle Farnsworth, R ERA: 2.99	1.2	H	6	2	0	0	3	0	0	0	0	0	0	16	25	0.00	1.200										
42 Mariano Rivera, R ERA: 3.72	1.1	S	4	0	0	0	0	0	0	0	0	0	0	10	12	0.00	0.000										

Toronto Blue Jays @ New York Yankees
Yankee Stadium, Bronx, NY
Sun Apr 30 2006, 1:05 PM EDT
Att: 52,954 - Sunny - 63 F

livebaseballscores.com

AB 34
R 1
H 9
RBI 1
BB 2
SO 10
LOB 16




Batter	1	2	3	4	5	6	7	8	9	AB	R	H	RBI	BB	SO	LOB	BOTTOM										
18 Johnny Damon, L OBP: 0.400, SLG: 0.505	2-1 2 FC1-6 1B		1-1 2 1B		1-0 2 S 13 BB 2B		2-0 G3-1			4	1	3	0	0	0	0											
2 Derek Jeter, R OBP: 0.505, SLG: 0.648	2-2 FC1-6		2-0 1B		4-2 13 BB 25 BB BB		2-2 25 HR 2B			3	1	2	0	1	0	1											
25 Jason Giambi, L OBP: 0.554, SLG: 0.852	3-3 K		1-3 K		4-0 13 BB BB		3-2 2-H HR			3	1	1	2	1	2	3											
13 Alex Rodriguez, R OBP: 0.390, SLG: 0.477	1-1 F8			3-3 K	4-2 BB		0-0 G6-3			3	0	0	1	1	1	1											
55 Hideki Matsui, L OBP: 0.340, SLG: 0.427		3-3 K		1-1 F7	3-1 F8					4	0	1	0	0	1	3											
20 Jorge Posada, S OBP: 0.395, SLG: 0.452		1-1 P4		2-2 K		0-1 12 G4-6-3 1B				3	0	1	0	1	1	0											
Bernie Williams, S OBP: 0.282, SLG: 0.283		2-0 G6-3			0-0 P4	2-0 F8				3	0	0	0	0	0	1											
Bubba Crosby, L OBP: 0.333, SLG: 0.300					1-1 P4	2-0 F8				1	0	0	0	0	0	2											
12 Andy Phillips, R OBP: 0.214, SLG: 0.269			3-3 K		1-1 HR	2-2 G4-6-3				4	1	1	1	0	1	2											
Miguel Cairo, R OBP: 0.364, SLG: 0.450			3-2 F7		0-0 F9					3	0	0	0	0	0	0											
Inning Stats	R: 0 E: 0 K: 1 S: 10	H: 1 LOB: 1 BB: 0 P: 18	R: 0 E: 0 K: 1 S: 8	H: 0 LOB: 0 BB: 0 P: 14	R: 0 E: 0 K: 2 S: 13	H: 2 LOB: 0 BB: 0 P: 23	R: 0 E: 0 K: 2 S: 9	H: 0 LOB: 0 BB: 0 P: 15	R: 2 E: 0 K: 0 S: 7	H: 2 LOB: 3 BB: 3 P: 29	R: 0 E: 0 K: 0 S: 10	H: 1 LOB: 0 BB: 0 P: 19	R: 2 E: 0 K: 0 S: 10	H: 2 LOB: 0 BB: 0 P: 19	R: 0 E: 0 K: 0 S: 8	H: 1 LOB: 1 BB: 1 P: 15	R: 0 E: 0 K: 0 S: 8	H: 1 LOB: 1 BB: 1 P: 15	1B: 4 2B: 3 3B: 0 HR: 2	SF: 0 SAC: 0 DP: 1 HBP: 0	WP: 0 PB: 0 SB: 1 CS: 0	PA: 35					
PITCHER	IP	WLS	BF	H	R	ER	SO	BB	IBB	HBP	BLK	WP	HR	S	P	ERA	WHIP										
39 Gustavo Chacin, L ERA: 4.7	6.0	L	26	6	2	2	6	3	0	0	0	0	1	59	110	3.00	1.500										
Pete Walker, R ERA: 5.4	1.0		5	2	2	2	0	0	0	0	0	0	1	10	19	18.00	2.000										
56 Brian Tallet, L ERA: 7.71	1.0		4	1	0	0	0	1	0	0	0	0	0	8	15	0.00	2.000										

Toronto Blue Jays @ New York Yankees
Yankee Stadium, Bronx, NY
Sun Apr 30 2006, 1:05 PM EDT
Att: 52,954 - Sunny - 63 F

livebaseballscores.com

AB 31
R 4
H 9
RBI 4
BB 4
SO 6
LOB 13



Batter	1	2	3	4	5	6	7	8	9	AB	R	H	RBI	BB	SO	LOB	TOP											
15 Alex Rios, R OBP: 0.384, SLG: 0.734	1-3 K		3-2 G4-3			2-1 10 F9 2B	1-0 1-H 3B		2-2 G6-3 1B	5	0	3	1	0	1	0												
Frank Catalanotto, L OBP: 0.329, SLG: 0.615	2-2 1B		1-2 G1-3			4-0 25 BB BB	4-0 10 BB BB		2-1 G6-3 1-2	3	0	1	0	2	0	1												
10 Vernon Wells, R OBP: 0.429, SLG: 0.699	0-0 F9			1-0 F8		3-2 F9	4-1 1-2 BB			3	0	0	0	1	0	3												
25 Troy Glaus, R OBP: 0.382, SLG: 0.634	2-2 G4-3			0-1 F9		4-2 1-2 BB	1-2 L7			3	0	0	0	1	0	4												
17 Lyle Overbay, L OBP: 0.366, SLG: 0.420		3-2 G6-4-3 1B		2-1 F7		0-0 F8		2-0 L9		4	0	1	0	0	0	3												
Shea Hillenbrand, R OBP: 0.350, SLG: 0.512		1-2 G6-4-3 1-2		1-1 F8			1-2 8 F8 1B	1-3 K		4	1	1	0	0	1	1												
Bengie Molina, R OBP: 0.343, SLG: 0.485		2-1 2B		2-2 F9			2-2 G5-3	1-0 1B		4	0	2	0	0	0	1												
8 Russ Adams, L OBP: 0.250, SLG: 0.293		2-2 F9		0-1 F8			0-0 F8	1-0 F8		4	0	0	0	0	0	3												
2 Aaron Hill, R OBP: 0.205, SLG: 0.262			0-0 G4-3			2-1 F7	2-0 15 3B 1B		1-1 G6-3	2	0	0	0	0	0	0												
Eric Hinske, L OBP: 0.432, SLG: 0.344										1	1	1	1	0	0	0												
6 John McDonald, R OBP: 0.285, SLG: 0.281										1	0	0	0	0	0	0												
Inning Stats	R: 0 E: 0 K: 1 S: 11	H: 1 LOB: 1 BB: 0 P: 16	R: 0 E: 0 K: 0 S: 12	H: 2 LOB: 1 BB: 0 P: 20	R: 0 E: 0 K: 0 S: 8	H: 0 LOB: 0 BB: 0 P: 12	R: 0 E: 0 K: 0 S: 5	H: 0 LOB: 0 BB: 0 P: 8	R: 0 E: 0 K: 0 S: 9	H: 0 LOB: 0 BB: 0 P: 12	R: 0 E: 0 K: 0 S: 10	H: 1 LOB: 3 BB: 2 P: 25	R: 2 E: 0 K: 0 S: 15	H: 3 LOB: 3 BB: 2 P: 30	R: 0 E: 0 K: 1 S: 6	H: 1 LOB: 1 BB: 0 P: 11	R: 0 E: 0 K: 0 S: 7	H: 1 LOB: 0 BB: 0 P: 12	1B: 5 2B: 3 3B: 1 HR: 0	SF: 0 SAC: 0 DP: 2 HBP: 0	WP: 0 PB: 0 SB: 0 CS: 0	PA: 38						
PITCHER	IP	WLS	BF	H	R	ER	SO	BB	IBB	HBP	BLK	WP	HR	S	P	ERA	WHIP											
34 Kris Benson, R ERA: 3.32	(1, 1)	6.2	W	27	6	2	2	1	2	0	0	0	0	0	64	107	2.70	1.200										
Julio Manon, R ERA:	(7, 1)	0.0		3	1	0	0	0	2	0	0	0	0	0	2	11	∞	∞										
43 Senny Rieal, R ERA: 3.86	(7, 1)	0.2	H	2	0	0	0	0	0	0	0	0	0	0	5	8	0.00	0.000										
Todd Williams, R ERA:	(8, 1)	1.2	S	6	2	0	0	1	0	0	0	0	0	0	12	20	0.00	1.200										

Toronto Blue Jays @ Baltimore Orioles
Oriole Park at Camden Yards, Baltimore, MD

Tue May 02 2006, 7:05 PM EDT
Att: 15,795 - Clear - 78 F

AB	34
R	2
H	9
RBI	2
BB	4
SO	2
LOB	16



Batter	1	2	3	4	5	6	7	8	9	AB	R	H	RBI	BB	SO	LOB	BOTTOM										
12 Brandon Fahey, L OBP: 0.182, SLG: 0.182	1-1 G4-3		2-0 FC6-4 2B							4	1	0	0	0	2	2											
6 Melvin Mora, R OBP: 0.376, SLG: 0.500	1-2 10 G6-4-3 1B		1-2 1-H 10 1B 2B			0-1 G2		0-2 10 HR 1B		4	2	3	2	0	0	0											
10 Miguel Tejada, R OBP: 0.458, SLG: 0.658	1-2 G6-4-3 1-2		2-0 2-H 1B			2-0 31 HR 1B		1-1 HR		4	2	3	3	0	0	1											
31 Jay Gibbons, L OBP: 0.307, SLG: 0.536		1-1 L9	0-3 K			2-2 1-H HR		1-1 55 HR 1B		4	1	2	2	0	1	1											
Luis Terrero, R ERA:	(8, PR)									0	1	0	0	0	0	0											
55 Ramon Hernandez, R OBP: 0.386, SLG: 0.527		1-3 K		2-2 P3		0-0 L8		1-0 HR		4	1	1	2	0	1	0											
17 Corey Patterson, L OBP: 0.305, SLG: 0.483		2-2 G4-3		0-0 G6-4-3 1B		0-1 2B		2-2 L3		4	0	2	0	0	0	1											
Jeff Conine, R OBP: 0.286, SLG: 0.395			2-1 G6-3	0-1 G6-4-3 1-2		0-0 G6-3		2-3 K		4	0	0	0	0	1	3											
21 Nick Markakis, L OBP: 0.272, SLG: 0.315			2-2 12 FC6-4 2B			0-0 P2		1-1 G1-3	1-0 G1-3	4	1	1	0	0	0	1											
Chris Gomez, R OBP: 0.321, SLG: 0.208			1-1 12 FC6-4 HBP			2-2 G6-3		2-0 F8		2	0	0	0	0	0	0											
Inning Stats	R: 0 E: 0 K: 0 S: 8	H: 1 LOB: 0 BB: 0 P: 11	R: 0 E: 0 K: 1 S: 9	H: 0 LOB: 0 BB: 0 P: 13	R: 3 E: 0 K: 1 S: 14	H: 3 LOB: 1 BB: 0 P: 24	R: 0 E: 0 K: 0 S: 6	H: 1 LOB: 0 BB: 0 P: 8	R: 0 E: 0 K: 1 S: 8	H: 0 LOB: 0 BB: 0 P: 11	R: 2 E: 0 K: 0 S: 10	H: 3 LOB: 1 BB: 0 P: 14	R: 0 E: 0 K: 1 S: 6	H: 0 LOB: 0 BB: 0 P: 10	R: 4 E: 0 K: 1 S: 16	H: 4 LOB: 1 BB: 0 P: 24	1B: 6 2B: 3 3B: 0 HR: 3	SF: 0 SAC: 0 DP: 2 HBP: 1	WP: 0 PB: 0 SB: 0 CS: 0	PA: 35							
PITCHER	IP	WLS	BF	H	R	ER	SO	BB	IBB	HBP	BLK	WP	HR	S	P	ERA	WHIP										
44 Casey Janssen, R ERA: 6.3	(1, 1)	6.0	L	25	8	5	5	3	0	0	1	0	0	55	81	7.50	1.333										
37 Scott Downs, L ERA: 6.53	(7, 1)	1.0		3	0	0	0	1	0	0	0	0	0	6	10	0.00	0.000										
Vinnie Chulk, R ERA: 7.36	(8, 1)	1.0		7	4	4	4	1	0	0	0	0	2	16	24	36.00	4.000										

Toronto Blue Jays @ Baltimore Orioles
Oriole Park at Camden Yards, Baltimore, MD

Tue May 02 2006, 7:05 PM EDT
Att: 15,795 - Clear - 78 F

AB	34
R	9
H	12
RBI	9
BB	0
SO	5
LOB	9




Batter	1	2	3	4	5	6	7	8	9	AB	R	H	RBI	BB	SO	LOB	TOP															
15 Alex Rios, R OBP: 0.391, SLG: 0.735	F8	SF9				10 CS 2B		10 1B	G6-3	4	0	2	1	1	0	2																
Frank Catalanotto, L OBP: 0.514, SLG: 0.562	F9	G3-1						P4		3	1	0	0	1	0	3																
3 Reed Johnson, R OBP: 0.491, SLG: 0.349						10 HBP 1B				1	0	0	0	0	0	1																
10 Vernon Wells, R OBP: 0.436, SLG: 0.692	25 WP 1B		G5-3			17 1B HBP		F8		4	0	2	0	0	0	0																
25 Troy Glaus, R OBP: 0.365, SLG: 0.602	F9		K			K		F9	FC5-4	5	0	0	0	0	2	5																
17 Lyle Overbay, L OBP: 0.396, SLG: 0.457																																
6 John McDonald, R OBP: 0.265, SLG: 0.281		9 G3 2B HBP				FC5-4 1B				4	2	4	1	1	0	0																
Shea Hillenbrand, R OBP: 0.381, SLG: 0.534		9 G3 2B HBP				FC5-4 1B				4	2	1	2	0	0	4																
9 Gregg Zaun, S OBP: 0.333, SLG: 0.556		G3				F8		F8		5	0	2	0	0	0	2																
8 Russ Adams, L OBP: 0.271, SLG: 0.308		2 2B 15 SF9				F9		P5		3	1	1	1	2	0	1																
2 Aaron Hill, R OBP: 0.207, SLG: 0.273						G6-3				4	0	1	2	0	0	1																
Eric Hinske, L OBP: 0.421, SLG: 0.333		15 SF9 2B						F9		1	0	0	0	0	0	2																
Inning Stats	R: 0 E: 0 K: 0 S: 12	H: 1 LOB: 1 BB: 0 P: 18	R: 3 E: 0 K: 0 S: 15	H: 1 LOB: 1 BB: 2 P: 32	R: 0 E: 0 K: 1 S: 12	H: 1 LOB: 1 BB: 0 P: 14	R: 0 E: 0 K: 0 S: 8	H: 0 LOB: 0 BB: 0 P: 11	R: 1 E: 0 K: 1 S: 14	H: 2 LOB: 2 BB: 1 P: 26	R: 0 E: 0 K: 0 S: 11	H: 0 LOB: 2 BB: 2 P: 22	R: 2 E: 0 K: 0 S: 9	H: 3 LOB: 1 BB: 0 P: 16	R: 0 E: 0 K: 0 S: 8	H: 2 LOB: 2 BB: 0 P: 12	R: 1 E: 0 K: 0 S: 10	H: 3 LOB: 2 BB: 0 P: 15	1B: 8 2B: 4 HR: 1	SF: 1 SAC: 0 DP: 0 HBP: 2	WP: 1 PB: 0 SB: 0 CS: 1	PA: 46										
PITCHER	IP WLS BF H R ER SO BB IBB HBP BLK WP HR S P ERA WHIP																															
19 Josh Beckett, R ERA: 4.88	5.0	24	5	4	4	2	3	0	2	0	1	0	61	101	7.20	1.600																
51 Julian Tavarez, R ERA: 5.0	0.2	4	0	0	0	0	2	0	0	0	0	0	10	21	0.00	3.000																
Keith Foulke, R ERA: 4.5	1.0	6	3	2	2	0	0	0	0	0	0	1	7	13	18.00	3.000																
50 Mike Timlin, R ERA: 1.54	1.1	6	2	0	0	0	0	0	0	0	0	0	11	16	0.00	1.500																
58 Jonathan Papelbon, R ERA: 0.58	1.0	L 6	3	1	1	0	0	0	0	0	0	0	10	15	9.00	3.000																

Toronto Blue Jays @ Boston Red Sox
Fenway Park, Boston, MA
Wed May 03 2006, 7:05 PM EDT
Att: 35,881 - Rain - 49 F

livebaseballscores.com

AB 38
R 7
H 13
RBI 7
BB 5
SO 2
LOB 21




Batter	1	2	3	4	5	6	7	8	9	AB	R	H	RBI	BB	SO	LOB	BOTTOM															
20 Kevin Youkilis, R OBP: 0.405, SLG: 0.394	G4-3	G6-4-3 BB				G4-3		FC4-6		4	0	0	0	1	1	4																
Mark Loretta, R OBP: 0.287, SLG: 0.279	F8	G6-4-3				G5-3		F8		5	0	0	0	0	1	5																
34 David Ortiz, L OBP: 0.392, SLG: 0.642	G4-3					P5		F7		5	0	0	0	0	1	0																
Manny Ramirez, R OBP: 0.449, SLG: 0.479		1B 1B				G4-3 25 1B				4	2	3	0	1	0	0																
Trot Nixon, L OBP: 0.415, SLG: 0.485																																
Dustan Mohr, R OBP: 0.206, SLG: 0.375		25 1B 1B				G4-3		K		3	1	1	0	0	1	2																
Willie Harris, L OBP: 0.263, SLG: 0.067		1-3 1B								2	0	0	0	0	0	2																
Jason Varitek, S OBP: 0.348, SLG: 0.377		1B 25 1B SF9				G3				5	2	2	1	0	1	3																
25 Mike Lowell, R OBP: 0.381, SLG: 0.505		20 BB 1B				G6-3				4	1	3	2	0	0	0																
Wily Mo Peña, R OBP: 0.361, SLG: 0.564										4	0	3	2	0	0	0																
Alex Gonzalez, R OBP: 0.274, SLG: 0.236										2	0	0	1	1	0	2																
Inning Stats	R: 0 E: 0 K: 0 S: 9	H: 0 LOB: 0 BB: 0 P: 14	R: 3 E: 0 K: 0 S: 19	H: 5 LOB: 2 BB: 1 P: 31	R: 0 E: 0 K: 1 S: 11	H: 1 LOB: 1 BB: 0 P: 16	R: 0 E: 0 K: 0 S: 6	H: 0 LOB: 0 BB: 0 P: 7	R: 0 E: 0 K: 1 S: 7	H: 0 LOB: 0 BB: 0 P: 11	R: 2 E: 0 K: 1 S: 17	H: 3 LOB: 2 BB: 1 P: 26	R: 0 E: 0 K: 1 S: 15	H: 0 LOB: 1 BB: 1 P: 24	R: 1 E: 1 K: 1 S: 15	H: 3 LOB: 2 BB: 0 P: 21	R: 0 E: 0 K: 3 S: 11	H: 0 LOB: 2 BB: 0 P: 16	1B: 10 2B: 2 3B: 0 HR: 0	SF: 1 SAC: 0 DP: 1 HBP: 0	WP: 0 PB: 1 SB: 1 CS: 0	PA: 42										
PITCHER	IP WLS BF H R ER SO BB IBB HBP BLK WP HR S P ERA WHIP																															
32 Roy Halladay, R ERA: 3.73	6.0	28	9	5	5	2	2	0	0	0	0	0	69	105	7.50	1.833																
Justin Speier, R ERA: 0.77	0.2	H 3	0	0	0	0	1	0	0	0	0	0	11	20	0.00	1.500																
Scott Schoeneweis, L ERA: 0.75	0.1	H 2	1	1	1	1	0	0	0	0	0	0	6	7	27.00	3.000																
40 Dustin McGowan, R ERA: 9.0	1.0	W 5	2	0	0	1	0	0	0	0	0	0	13	18	0.00	2.000																
52 B.J. Ryan, L ERA:	1.0	S 4	0	0	0	3	0	0	0	0	0	0	11	16	0.00	0.000																

Toronto Blue Jays @ Boston Red Sox
Fenway Park, Boston, MA
Wed May 03 2006, 7:05 PM EDT
Att: 35,881 - Rain - 49 F

livebaseballscores.com

AB 38
R 6
H 12
RBI 6
BB 3
SO 7
LOB 17



Batter	1	2	3	4	5	6	7	8	9	AB	R	H	RBI	BB	SO	LOB	TOP			
8 Russ Adams, L OBP: 0.267, SLG: 0.293	4-2 FC4-6 BB		1-1 F7		1-0 P6		2-1 F8		2-2 K	4	0	0	0	1	1	2				
Frank Catalanotto, L OBP: 0.506, SLG: 0.959	0-2 FC4-6		4-2 BB			2-1 G4-3		1-0 G3-1	1-2 1B	4	0	1	0	1	0	1				
10 Vernon Wells, R OBP: 0.426, SLG: 0.679	2-2 F7		2-1 P4			2-1 F8		1-1 25 HR 2B	0-2 G1-3	5	1	1	0	0	0	4				
25 Troy Glaus, R OBP: 0.370, SLG: 0.624	0-1 F8			3-3 K		4-2 17 2B BB		1-0 2H HR		3	2	1	2	1	1	1				
17 Lyle Overbay, L OBP: 0.391, SLG: 0.458		2-2 G4-3		0-0 P2		1-2 2B		1-3 K		4	0	1	1	0	1	0				
Shea Hillenbrand, R OBP: 0.376, SLG: 0.516		2-2 P5		4-2 BB		3-3 K		2-1 L5		3	0	0	0	1	1	1				
Bengie Molina, R OBP: 0.338, SLG: 0.471		1-0 1B		2-1 G5-3			0-2 F8		0-1 F9	4	0	1	0	0	0	1				
Eric Hinske, L OBP: 0.429, SLG: 0.459		3-1 F7			2-3 K		2-1 2B		1-2 HR	4	1	2	1	0	1	1				
2 Aaron Hill, R OBP: 0.208, SLG: 0.272			0-0 G6-3		2-2 G6-3		1-2 L7		1-0 1B	4	0	1	0	0	0	1				
Inning Stats	R: 0 E: 0 K: 0 S: 13	H: 0 LOB: 1 BB: 1 P: 19	R: 0 E: 0 K: 0 S: 9	H: 1 LOB: 1 BB: 0 P: 17	R: 0 E: 0 K: 1 S: 7	H: 0 LOB: 1 BB: 1 P: 14	R: 0 E: 0 K: 1 S: 8	H: 0 LOB: 0 BB: 0 P: 13	R: 1 E: 0 K: 1 S: 13	H: 1 LOB: 1 BB: 1 P: 25	R: 0 E: 0 K: 0 S: 10	H: 1 LOB: 1 BB: 0 P: 15	R: 2 E: 0 K: 1 S: 9	H: 2 LOB: 0 BB: 0 P: 15	R: 1 E: 0 K: 1 S: 20	H: 3 LOB: 2 BB: 0 P: 25	1B: 3 2B: 3 3B: 0 HR: 2	SF: 0 SAC: 0 DP: 0 HBP: 0	WP: 0 PA: 39 PB: 0 SB: 0 CS: 0	
PITCHER	IP WLS BF H R ER SO BB IBB HBP BLK WP HR S P ERA WHIP	IP WLS BF H R ER SO BB IBB HBP BLK WP HR S P ERA WHIP	IP WLS BF H R ER SO BB IBB HBP BLK WP HR S P ERA WHIP	IP WLS BF H R ER SO BB IBB HBP BLK WP HR S P ERA WHIP	IP WLS BF H R ER SO BB IBB HBP BLK WP HR S P ERA WHIP	IP WLS BF H R ER SO BB IBB HBP BLK WP HR S P ERA WHIP	IP WLS BF H R ER SO BB IBB HBP BLK WP HR S P ERA WHIP	IP WLS BF H R ER SO BB IBB HBP BLK WP HR S P ERA WHIP	IP WLS BF H R ER SO BB IBB HBP BLK WP HR S P ERA WHIP	IP WLS BF H R ER SO BB IBB HBP BLK WP HR S P ERA WHIP	IP WLS BF H R ER SO BB IBB HBP BLK WP HR S P ERA WHIP	IP WLS BF H R ER SO BB IBB HBP BLK WP HR S P ERA WHIP	IP WLS BF H R ER SO BB IBB HBP BLK WP HR S P ERA WHIP	IP WLS BF H R ER SO BB IBB HBP BLK WP HR S P ERA WHIP	IP WLS BF H R ER SO BB IBB HBP BLK WP HR S P ERA WHIP	IP WLS BF H R ER SO BB IBB HBP BLK WP HR S P ERA WHIP	IP WLS BF H R ER SO BB IBB HBP BLK WP HR S P ERA WHIP	IP WLS BF H R ER SO BB IBB HBP BLK WP HR S P ERA WHIP	IP WLS BF H R ER SO BB IBB HBP BLK WP HR S P ERA WHIP	
30 Matt Clement, R ERA: 5.35	6.0 W 24	2 1 1 3	4 0 0 0	0 0 0 0	0 0 10 15	0 0 58 105	1.50 1.000													
Keith Foulke, R ERA: 4.26	1.0 L 4	1 0 0 0	0 0 0 0	0 0 0 0	0 0 1 9	0 0 15 15	0.00 1.000													
Rudy Seanez, R ERA: 9.58	1.0 S 5	2 2 2 1	0 0 0 0	0 0 0 0	0 0 1 6	0 0 8 8	18.00 6.000													
51 Julian Tavarez, R ERA: 5.79	0.1 S 3	2 1 1 0	0 0 0 0	0 0 0 0	0 0 1 14	0 0 17 17	0.00 1.500													
58 Jonathan Papelbon, R ERA: 0.51	0.2 S 3	1 0 0 1	0 0 0 0	0 0 0 0	0 0 0 0	0 0 0 0	0.00 1.500													

Toronto Blue Jays @ Boston Red Sox
Fenway Park, Boston, MA
Thu May 04 2006, 7:05 PM EDT
Att: 36,396 - Partly Cloudy - 65 F

AB 35
R 4
H 8
RBI 4
BB 4
SO 5
LOB 12



Batter	1	2	3	4	5	6	7	8	9	AB	R	H	RBI	BB	SO	LOB	BOTTOM			
20 Kevin Youkilis, R OBP: 0.413, SLG: 0.434	1-1 G5-3	0-1 L3 1B		1 SAFE 0-1 1-2 1B		2-2 2H HR		0-0 P3		5	1	3	2	0	0	2				
Mark Loretta, R OBP: 0.274, SLG: 0.296	0-1 BB FC3-6 2B	0-1 L3		0-0 F7		0-1 1B		0-1 1B		4	1	2	0	0	0	3				
34 David Ortiz, L OBP: 0.388, SLG: 0.624	4-0 FC3-6 2B IBB	3-3 K		0-2 F8		0-0 F7		0-0 F7		3	1	0	0	1	1	3				
Manny Ramirez, R OBP: 0.443, SLG: 0.464	4-1 FC3-6 BB		0-0 F9		3-2 G6-3		2-3 K			3	0	0	0	1	1	0				
Trot Nixon, L OBP: 0.407, SLG: 0.472	1-0 FC3-6 2B 25 2B		0-1 1B		0-0 P6		3-2 G6-3			4	1	1	1	0	0	2				
Jason Varitek, S OBP: 0.344, SLG: 0.383	1-1 25 2B 2B		2-3 K		0-0 F7		2-3 K			4	1	1	1	0	2	1				
25 Mike Lowell, R OBP: 0.385, SLG: 0.525	1-1 2H 3H 1B 2B		1-2 F9		0-0 P6		0-0 20 HR 2B		2-2 G2-3	4	2	2	2	0	0	1				
Wily Mo Peña, R OBP: 0.369, SLG: 0.559	1-0 1B		2-1 F8		0-0 P1		0-0 BLK 1B		3-0 1B	4	0	2	1	0	0	1				
Willie Harris, L OBP: 0.283, SLG: 0.067			1-2 F9		1-2 P6		2-0 P6		1 SAFE 0-1 L8	4	0	1	0	0	0	3				
Alex Gonzalez, R OBP: 0.273, SLG: 0.237				20 1B 1B																
Inning Stats	R: 5 E: 0 K: 0 S: 14	H: 4 LOB: 1 BB: 2 P: 28	R: 0 E: 0 K: 1 S: 7	H: 1 LOB: 0 BB: 0 P: 10	R: 0 E: 0 K: 1 S: 9	H: 1 LOB: 1 BB: 0 P: 12	R: 0 E: 0 K: 0 S: 14	H: 2 LOB: 2 BB: 0 P: 17	R: 0 E: 0 K: 0 S: 7	H: 0 LOB: 0 BB: 0 P: 10	R: 2 E: 0 K: 0 S: 9	H: 3 LOB: 1 BB: 0 P: 13	R: 0 E: 0 K: 2 S: 10	H: 0 LOB: 0 BB: 0 P: 17	R: 0 E: 0 K: 0 S: 7	H: 1 LOB: 2 BB: 0 P: 12	1B: 7 2B: 5 3B: 0 HR: 1	SF: 0 SAC: 0 DP: 1 HBP: 0	WP: 0 PA: 37 PB: 0 SB: 0 CS: 0	
PITCHER	IP WLS BF H R ER SO BB IBB HBP BLK WP HR S P ERA WHIP	IP WLS BF H R ER SO BB IBB HBP BLK WP HR S P ERA WHIP	IP WLS BF H R ER SO BB IBB HBP BLK WP HR S P ERA WHIP	IP WLS BF H R ER SO BB IBB HBP BLK WP HR S P ERA WHIP	IP WLS BF H R ER SO BB IBB HBP BLK WP HR S P ERA WHIP	IP WLS BF H R ER SO BB IBB HBP BLK WP HR S P ERA WHIP	IP WLS BF H R ER SO BB IBB HBP BLK WP HR S P ERA WHIP	IP WLS BF H R ER SO BB IBB HBP BLK WP HR S P ERA WHIP	IP WLS BF H R ER SO BB IBB HBP BLK WP HR S P ERA WHIP	IP WLS BF H R ER SO BB IBB HBP BLK WP HR S P ERA WHIP	IP WLS BF H R ER SO BB IBB HBP BLK WP HR S P ERA WHIP	IP WLS BF H R ER SO BB IBB HBP BLK WP HR S P ERA WHIP	IP WLS BF H R ER SO BB IBB HBP BLK WP HR S P ERA WHIP	IP WLS BF H R ER SO BB IBB HBP BLK WP HR S P ERA WHIP	IP WLS BF H R ER SO BB IBB HBP BLK WP HR S P ERA WHIP	IP WLS BF H R ER SO BB IBB HBP BLK WP HR S P ERA WHIP	IP WLS BF H R ER SO BB IBB HBP BLK WP HR S P ERA WHIP	IP WLS BF H R ER SO BB IBB HBP BLK WP HR S P ERA WHIP	IP WLS BF H R ER SO BB IBB HBP BLK WP HR S P ERA WHIP	
Josh Towers, R ERA: 10.59	5.2 L 29	11 7 7 2	0 0 0 2	0 0 0 0	0 0 11 18	0 0 89 112	0.00 0.000													
37 Scott Downs, L ERA: 5.65	1.1 L 4	0 0 0 0	0 0 0 0	0 0 0 1	0 0 7 12	0 0 12 12	0.00 1.000													
Pete Walker, R ERA: 4.97	1.0 L 4	1 0 0 0	0 0 0 0	0 0 0 0	0 0 7 12	0 0 12 12	0.00 1.000													

Toronto Blue Jays @ Boston Red Sox
Fenway Park, Boston, MA
Thu May 04 2006, 7:05 PM EDT
Att: 36,396 - Partly Cloudy - 65 F


AB 35
R 7
H 12
RBI 7
BB 2
SO 4
LOB 16



Batter	1	2	3	4	5	6	7	8	9	AB	R	H	RBI	BB	SO	LOB	TOP					
9 Chone Figgins, S OBP: 0.364, SLG: 0.440	F7		L8			2B			K	5	1	2	0	0	1	0						
Orlando Cabrera, R OBP: 0.303, SLG: 0.462	K		L8			27 2B	L7		G5-3	5	1	1	1	0	1	1						
16 Garret Anderson, L OBP: 0.328, SLG: 0.460	K			G4-3		P5			K	4	0	0	0	0	2	2						
27 Vladimir Guerrero, R OBP: 0.193, SLG: 0.190		G5-3		47 2B		BB			G6-3	3	0	2	1	0	0	0						
39 Robb Quinlan, R OBP: 0.310, SLG: 0.407				1B		2H				1	0	0	0	0	0	0						
47 Howie Kendrick, R OBP: 0.316, SLG: 0.188	2B	HBP		G6-4-3		BB			G1-3	2	1	1	0	1	0	1						
Edgardo Alfonzo, R OBP: 0.146, SLG: 0.150	SAFE	SAFE		SAFE		SAFE			G1-3	4	0	1	0	0	1	3						
José Molina, R OBP: 0.238, SLG: 0.233	K									2	0	0	0	0	1	2	AB 35					
Casey Kotchman, L OBP: 0.238, SLG: 0.233	K									0	0	0	0	1	0	0	R 3					
Mike Napoli, R OBP: 0.400, SLG: 1.200										1	0	1	1	0	0	0	H 9					
65 Tommy Murphy, S OBP: 0.375, SLG: 0.500	P3									4	0	1	0	0	1	6	RBI 3					
Adam Kennedy, L OBP: 0.340, SLG: 0.429			F9						G1-3	4	0	0	0	0	0	1	BB 2					
																	SO 7					
																	LOB 16					
Inning Stats	R: 0 E: 0 K: 2 S: 14	H: 0 LOB: 0 BB: 0 P: 20	R: 0 E: 0 K: 1 S: 14	H: 1 LOB: 2 BB: 0 P: 22	R: 0 E: 0 K: 0 S: 8	H: 0 LOB: 0 BB: 0 P: 11	R: 0 E: 0 K: 0 S: 5	H: 1 LOB: 1 BB: 0 P: 8	R: 0 E: 0 K: 0 S: 12	H: 1 LOB: 1 BB: 0 P: 17	R: 2 E: 0 K: 1 S: 13	H: 3 LOB: 3 BB: 2 P: 26	R: 0 E: 0 K: 1 S: 10	H: 1 LOB: 1 BB: 0 P: 11	R: 1 E: 0 K: 1 S: 14	H: 2 LOB: 1 BB: 0 P: 17	R: 0 E: 0 K: 1 S: 8	H: 0 LOB: 0 BB: 0 P: 12	1B: 3 2B: 6 3B: 0 HR: 0	SF: 0 SAC: 0 DP: 1 HBP: 1	WP: 0 PB: 1 SB: 0 CS: 0	PA: 38
PITCHER	IP	WLS	BF	H	R	ER	SO	BB	IBB	HBP	BLK	WP	HR	S	P	ERA	WHIP					
39 Gustavo Chacin, L ERA: 4.5	5.1	W	23	6	2	2	3	1	0	1	0	0	0	59	91	3.38	1.312					
40 Dustin McGowan, R ERA: 7.39	0.2	H	3	0	0	0	1	1	0	0	0	0	0	7	13	0.00	1.500					
37 Scott Downs, L ERA: 5.28	1.0		4	1	0	0	1	0	0	0	0	0	0	10	11	0.00	1.000					
Pete Walker, R ERA: 4.91	2.0		8	2	1	1	2	0	0	0	0	0	0	22	29	4.50	1.000					

Los Angeles Angels @ Toronto Blue Jays
Rogers Centre, Toronto, ON
Fri May 05 2006, 7:07 PM EDT
Att: 22,227 - Roof Closed - 68 F


AB 35
R 3
H 9
RBI 3
BB 2
SO 7
LOB 16



Batter	1	2	3	4	5	6	7	8	9	AB	R	H	RBI	BB	SO	LOB	BOTTOM					
15 Alex Rios, R OBP: 0.412, SLG: 0.736	10 2B			1B		10 2B	G4-3			4	2	3	1	1	0	0						
Frank Catalanotto, L OBP: 0.519, SLG: 0.613	10 2B			1B		10 2B	L7			3	2	2	2	1	0	2						
3 Reed Johnson, R OBP: 0.482, SLG: 0.341	25 SF8			1B		10 2B				1	0	0	0	0	0	0						
10 Vernon Wells, R OBP: 0.425, SLG: 0.675	2B		P4	F8-2		K			25 1B	5	1	2	1	0	1	2						
25 Troy Glaus, R OBP: 0.379, SLG: 0.629	SF8		1B			17 3B	G1-3		17 1B	4	2	3	1	0	0	0						
17 Lyle Overbay, L OBP: 0.391, SLG: 0.450	G6-3		K			3B	G4-3		6 WP	4	1	1	1	1	1	2						
Shea Hillenbrand, R OBP: 0.386, SLG: 0.547	P4		1B			8 SF7			6 WP	4	2	3	2	1	0	1						
Bengie Molina, R OBP: 0.342, SLG: 0.459		K	K			2 2B			8 HR	4	1	1	0	0	3	5	AB 37					
8 Russ Adams, L OBP: 0.287, SLG: 0.357						15 1B	SF7		8 HR	2	2	2	4	1	0	0	R 13					
6 John McDonald, R OBP: 0.257, SLG: 0.273						15 1B			8 HR	1	0	0	0	0	1	2	H 17					
2 Aaron Hill, R OBP: 0.198, SLG: 0.258		G3		K			G5-4-3		F9	5	0	0	0	0	1	5	RBI 12					
																	BB 5					
																	SO 7					
																	LOB 19					
Inning Stats	R: 2 E: 0 K: 0 S: 15	H: 2 LOB: 1 BB: 1 P: 22	R: 0 E: 0 K: 1 S: 13	H: 0 LOB: 2 BB: 2 P: 25	R: 0 E: 0 K: 2 S: 13	H: 2 LOB: 2 BB: 0 P: 19	R: 1 E: 0 K: 1 S: 10	H: 3 LOB: 1 BB: 0 P: 13	R: 3 E: 0 K: 0 S: 7	H: 2 LOB: 0 BB: 1 P: 16	R: 2 E: 0 K: 1 S: 10	H: 2 LOB: 0 BB: 0 P: 16	R: 3 E: 0 K: 0 S: 17	H: 2 LOB: 0 BB: 1 P: 24	R: 2 E: 0 K: 2 S: 13	H: 4 LOB: 2 BB: 0 P: 20	R: 0 E: 0 K: 2 S: 8	H: 0 LOB: 0 BB: 0 P: 12	1B: 12 2B: 3 3B: 1 HR: 2	SF: 2 SAC: 0 DP: 2 HBP: 1	WP: 1 PB: 1 SB: 1 CS: 0	PA: 45
PITCHER	IP	WLS	BF	H	R	ER	SO	BB	IBB	HBP	BLK	WP	HR	S	P	ERA	WHIP					
54 Ervin Santana, R ERA: 4.84	4.0	L	25	9	6	6	4	4	0	1	0	0	0	54	89	13.50	3.250					
Esteban Yan, R ERA: 6.32	3.0		13	4	5	5	1	1	0	0	0	0	2	31	46	15.00	1.667					
J.C. Romero, L ERA: 7.71	1.0		7	4	2	2	2	0	0	0	0	1	0	13	20	18.00	4.000					

Los Angeles Angels @ Toronto Blue Jays
Rogers Centre, Toronto, ON
Fri May 05 2006, 7:07 PM EDT
Att: 22,227 - Roof Closed - 68 F

AB 37
R 13
H 17
RBI 12
BB 5
SO 7
LOB 19




Batter	1	2	3	4	5	6	7	8	9	AB	R	H	RBI	BB	SO	LOB	TOP									
9 Chone Figgins, S OBP: 0.350, SLG: 0.421	G6-3		F8			K	F9		L5	5	0	0	0	0	1	4	Los Angeles Angels @ Toronto Blue Jays Rogers Centre, Toronto, ON Sat May 06 2006, 1:07 PM EDT Att: 29,761 - Roof Closed - 68 F									
Orlando Cabrera, R OBP: 0.310, SLG: 0.454	F7		F7			BB			BB	2	2	0	0	2	0	2										
27 Vladimir Guerrero, R OBP: 0.354, SLG: 0.550	P3				P3	K			2B	4	0	1	1	0	1	1										
Tim Salmon, R OBP: 0.338, SLG: 0.516										3	1	2	1	1	0	1										
Casey Kotchman, L OBP: 0.236, SLG: 0.233										0	0	0	0	0	0	0										
39 Robb Quinlan, R OBP: 0.303, SLG: 0.387						HR				4	0	1	1	0	0	2										
Edgardo Alfonzo, R OBP: 0.133, SLG: 0.136										4	0	0	0	0	1	4										
47 Howie Kendrick, R OBP: 0.261, SLG: 0.150										4	0	0	0	0	2	0										
Mike Napoli, R OBP: 0.444, SLG: 0.875										3	0	1	0	1	1	0										
65 Tommy Murphy, S OBP: 0.417, SLG: 0.455										3	0	1	0	1	1	1										
Inning Stats	R: 0 E: 0 K: 0 S: 5	H: 0 LOB: 0 BB: 0 P: 8	R: 0 E: 0 K: 1 S: 8	H: 1 LOB: 1 BB: 0 P: 15	R: 0 E: 0 K: 0 S: 10	H: 1 LOB: 2 BB: 1 P: 16	R: 1 E: 0 K: 0 S: 9	H: 1 LOB: 0 BB: 0 P: 12	R: 0 E: 0 K: 2 S: 8	H: 0 LOB: 0 BB: 0 P: 13	R: 1 E: 0 K: 1 S: 14	H: 1 LOB: 2 BB: 2 P: 26	R: 0 E: 0 K: 1 S: 11	H: 1 LOB: 1 BB: 0 P: 16	R: 1 E: 0 K: 0 S: 10	H: 1 LOB: 1 BB: 1 P: 16	R: 0 E: 0 K: 1 S: 8	H: 0 LOB: 1 BB: 1 P: 18	1B: 4 2B: 2 3B: 0 HR: 1	SF: 0 SAC: 0 DP: 1 HBP: 0	WP: 0 PB: 0 SB: 2 CS: 1	PA: 37				
PITCHER	IP	WLS	BF	H	R	ER	SO	BB	IBB	HBP	BLK	WP	HR	S	P	ERA	WHIP									
Ted Lilly, L ERA: 3.18	(1, 1)	7.0	L	28	5	2	2	6	2	1	0	0	0	1	65	106	2.57	1.000								
Justin Speier, R ERA: 1.42	(8, 1)	1.0		5	1	1	1	0	1	0	0	0	0	0	10	16	9.00	2.000								
Francisco Del Rosario, R ERA:	(9, 1)	1.0		4	0	0	0	1	1	0	0	0	0	0	8	18	0.00	1.000								

Batter	1	2	3	4	5	6	7	8	9	AB	R	H	RBI	BB	SO	LOB	BOTTOM								
15 Alex Rios, R OBP: 0.406, SLG: 0.725	F7		K			WP			G3	4	0	1	0	0	1	0	Los Angeles Angels @ Toronto Blue Jays Rogers Centre, Toronto, ON Sat May 06 2006, 1:07 PM EDT Att: 29,761 - Roof Closed - 68 F								
Frank Catalanotto, L OBP: 0.506, SLG: 0.591	K									4	0	1	0	0	2	1									
10 Vernon Wells, R OBP: 0.420, SLG: 0.658	P4									3	0	0	0	1	0	1									
25 Troy Glaus, R OBP: 0.367, SLG: 0.606										4	0	0	0	0	2	1									
17 Lyle Overbay, L OBP: 0.390, SLG: 0.441										2	0	0	0	1	0	0									
Shea Hillenbrand, R OBP: 0.464, SLG: 0.551										3	0	2	0	0	0	0									
Bengie Molina, R OBP: 0.329, SLG: 0.442										3	0	0	0	0	0	3									
8 Russ Adams, L OBP: 0.278, SLG: 0.345										3	0	0	0	0	1	0									
2 Aaron Hill, R OBP: 0.194, SLG: 0.253										2	0	0	0	0	0	0									
Eric Hinske, L OBP: 0.419, SLG: 0.447										1	0	0	0	0	0	0									
6 John McDonald, R OBP: 0.257, SLG: 0.273										0	0	0	0	0	0	0									
Inning Stats	R: 0 E: 0 K: 1 S: 6	H: 0 LOB: 0 BB: 0 P: 9	R: 0 E: 0 K: 1 S: 12	H: 1 LOB: 0 BB: 0 P: 16	R: 0 E: 0 K: 2 S: 10	H: 0 LOB: 0 BB: 0 P: 14	R: 0 E: 0 K: 1 S: 5	H: 0 LOB: 1 BB: 1 P: 12	R: 0 E: 0 K: 0 S: 6	H: 0 LOB: 0 BB: 0 P: 10	R: 0 E: 0 K: 1 S: 10	H: 1 LOB: 1 BB: 0 P: 15	R: 0 E: 0 K: 0 S: 9	H: 1 LOB: 2 BB: 1 P: 18	R: 0 E: 0 K: 0 S: 4	H: 0 LOB: 0 BB: 0 P: 6	R: 0 E: 0 K: 0 S: 6	H: 1 LOB: 0 BB: 0 P: 10	1B: 3 2B: 2 3B: 0 HR: 0	SF: 0 SAC: 0 DP: 2 HBP: 0	WP: 1 PB: 0 SB: 0 CS: 1	PA: 31			
PITCHER	IP	WLS	BF	H	R	ER	SO	BB	IBB	HBP	BLK	WP	HR	S	P	ERA	WHIP								
45 Kelvin Escobar, R ERA: 2.78	(1, 1)	6.2	W	24	3	0	0	6	2	0	0	0	0	5	7	0.00	0.750								
62 Scot Shields, R ERA: 1.02	(7, 1)	1.1	H	4	0	0	0	0	0	0	0	0	0	5	7	0.00	0.000								
Francisco Rodriguez, R ERA: 2.84	(9, 1)	1.0	S	3	1	0	0	0	0	0	0	0	0	6	10	0.00	1.000								

Batter	1	2	3	4	5	6	7	8	9	AB	R	H	RBI	BB	SO	LOB	TOP			
9 Chone Figgins, S OBP: 0.348, SLG: 0.416	F7		G4-3			G6-3 1B		K		4	0	1	0	0	1	1				
Orlando Cabrera, R OBP: 0.308, SLG: 0.447	E6		G6-3			G6-3			27 DI 16 SF8 1B	4	1	1	0	0	0	1				
27 Vladimir Guerrero, R OBP: 0.344, SLG: 0.532	F8			G6-3		G5-3			K	4	0	0	0	0	1	3				
16 Garret Anderson, L OBP: 0.317, SLG: 0.448	L8			G4-3			G3		SF8	3	0	0	1	0	0	1				
Adam Kennedy, L OBP: 0.340, SLG: 0.419 39 Robb Quinlan, R (9, PH) OBP: 0.294, SLG: 0.375		FC5-4 BB		G3			F7		F8	2	0	0	0	1	0	0				
Mike Napoli, R OBP: 0.333, SLG: 0.636		FC5-4 G3			P2		K			3	0	0	0	0	1	1				
Casey Kotchman, L OBP: 0.229, SLG: 0.224		G3				K		G3		3	0	0	0	0	1	1				
47 Howie Kendrick, R OBP: 0.231, SLG: 0.130		G4-3			G5-3			E6 65 S		3	0	0	0	0	0	1				
65 Tommy Murphy, S OBP: 0.333, SLG: 0.357			K			G1-3		P4		3	0	0	0	0	1	1				
Inning Stats	R: 0 E: 1 K: 0 S: 7	H: 0 LOB: 1 BB: 0 P: 9	R: 0 E: 0 K: 0 S: 6	H: 0 LOB: 1 BB: 1 P: 13	R: 0 E: 0 K: 1 S: 6	H: 0 LOB: 0 BB: 0 P: 12	R: 0 E: 0 K: 0 S: 9	H: 0 LOB: 0 BB: 0 P: 14	R: 0 E: 0 K: 1 S: 7	H: 1 LOB: 0 BB: 0 P: 9	R: 0 E: 0 K: 1 S: 8	H: 0 LOB: 0 BB: 0 P: 11	R: 0 E: 1 K: 1 S: 7	H: 0 LOB: 1 BB: 0 P: 10	R: 1 E: 0 K: 1 S: 7	H: 1 LOB: 0 BB: 0 P: 9	1B: 2 2B: 0 3B: 0 HR: 0	SF: 1 SAC: 0 DP: 0 HBP: 0	WP: 0 PB: 0 SB: 1 CS: 0	PA: 32
PITCHER	IP WLS BF H R ER SO BB IBB HBP BLK WP HR S P ERA WHIP																			
44 Casey Janssen, R ERA: 3.63	(1, 1) 7.1 W 26 1 0 0 3 1 0 0 0 0 0 0 55 86 0.00 0.273																			
52 B.J. Ryan, L ERA: 0.6	(8, 1) 1.2 S 6 1 1 1 2 0 0 0 0 0 0 0 12 16 5.40 0.600																			

Los Angeles Angels @ Toronto Blue Jays
Rogers Centre, Toronto, ON
Sun May 07 2006, 1:07 PM EDT
Att. 24,351 - Roof Closed - 68 F

AB 30
R 1
H 2
RBI 1
BB 1
SO 5
LOB 10



Batter	1	2	3	4	5	6	7	8	9	AB	R	H	RBI	BB	SO	LOB	BOTTOM			
15 Alex Rios, R OBP: 0.400, SLG: 0.705	P6			G6-3		P4				4	0	1	0	0	0	1				
Frank Catalanotto, L OBP: 0.500, SLG: 0.594 3 Reed Johnson, R OBP: 0.474, SLG: 0.333	G6-3			G1-3				E5		3	0	1	1	0	0	0				
10 Vernon Wells, R OBP: 0.407, SLG: 0.637	K			F9		F8		F7		4	0	0	0	0	1	2				
25 Troy Glaus, R OBP: 0.366, SLG: 0.625		G1-3			P3			HR		3	1	1	1	0	0	0				
Eric Hinske, L OBP: 0.391, SLG: 0.415		K			L3			G6-3		3	0	0	0	0	1	0				
Shea Hillenbrand, R OBP: 0.462, SLG: 0.545		G5-3						G6-3		3	0	1	0	0	0	0				
Bengie Molina, R OBP: 0.318, SLG: 0.425			F9		F9			P3		3	0	0	0	0	0	1				
8 Russ Adams, L OBP: 0.290, SLG: 0.356			K							3	2	2	0	0	1	0				
6 John McDonald, R OBP: 0.243, SLG: 0.257			G4-3							2	0	0	0	0	0	1				
Inning Stats	R: 0 E: 0 K: 1 S: 9	H: 0 LOB: 0 BB: 0 P: 15	R: 0 E: 0 K: 1 S: 8	H: 0 LOB: 0 BB: 0 P: 11	R: 0 E: 0 K: 1 S: 8	H: 0 LOB: 0 BB: 0 P: 9	R: 0 E: 0 K: 0 S: 6	H: 0 LOB: 0 BB: 0 P: 10	R: 0 E: 0 K: 0 S: 9	H: 1 LOB: 1 BB: 0 P: 15	R: 1 E: 0 K: 0 S: 12	H: 2 LOB: 1 BB: 0 P: 18	R: 1 E: 0 K: 0 S: 8	H: 1 LOB: 0 BB: 0 P: 9	R: 1 E: 1 K: 0 S: 15	H: 2 LOB: 1 BB: 0 P: 18	1B: 4 2B: 1 3B: 0 HR: 1	SF: 0 SAC: 1 DP: 0 HBP: 0	WP: 1 PB: 0 SB: 0 CS: 2	PA: 30
PITCHER	IP WLS BF H R ER SO BB IBB HBP BLK WP HR S P ERA WHIP																			
41 John Lackey, R ERA: 3.38	(1, 1) 8.0 L 30 6 3 2 3 0 0 0 0 0 1 1 75 105 2.25 0.750																			

Los Angeles Angels @ Toronto Blue Jays
Rogers Centre, Toronto, ON
Sun May 07 2006, 1:07 PM EDT
Att. 24,351 - Roof Closed - 68 F

AB 29
R 3
H 6
RBI 2
BB 0
SO 3
LOB 6



Batter	1	2	3	4	5	6	7	8	9	AB	R	H	RBI	BB	SO	LOB	TOP					
9 Chone Figgins, S OBP: 0.338, SLG: 0.403	1-1 G3			3-1 E6		2-0 G4-3		1-1 G3-1		4	0	0	0	0	0	2	Los Angeles Angels @ Toronto Blue Jays Rogers Centre, Toronto, ON Mon May 08 2006, 7:07 PM EDT Att. 18,611 - Roof Closed - 68 F					
Orlando Cabrera, R OBP: 0.306, SLG: 0.441	0-1 G4-3			0-0 G1-3		1-0 G4-6-3 1B		2-0 G5-3		4	0	1	1	0	0	2						
27 Vladimir Guerrero, R OBP: 0.341, SLG: 0.523	0-2 F7			3-1 L7		3-H 2-0 G4-6-3 1B			1-0 G1-4-3 1B	4	0	1	0	0	0	2						
16 Garret Anderson, L OBP: 0.308, SLG: 0.433		1-3 K		1-0 G4-3			0-2 G4-3		0-0 F9	4	0	0	0	0	1	2						
20 Juan Rivera, R OBP: 0.262, SLG: 0.385		0-0 G6-3			1-0 G3		1-3 K		0-0 G1-4-3	4	0	0	0	0	1	1						
Adam Kennedy, L OBP: 0.350, SLG: 0.415		0-3 K			3-2 FC3-6 HBP		4-2 S BB			1	0	0	0	1	1	0						
Casey Kotchman, L OBP: 0.221, SLG: 0.215			3-3 K		1-1 FC3-6 1-2		1-2 G3-1			3	0	0	0	0	1	2						
José Molina, R OBP: 0.190, SLG: 0.213			2-1 G3-1		3-3 K			0-0 G3-1 2B		3	0	1	0	0	1	1						
65 Tommy Murphy, S OBP: 0.333, SLG: 0.412			0-0 G3			0-0 G4-3 1B 2B		1-3 K		3	1	1	0	0	1	1						
Inning Stats	R: 0 E: 0 K: 0 S: 7	H: 0 LOB: 0 BB: 0 P: 8	R: 0 E: 0 K: 2 S: 7	H: 0 LOB: 0 BB: 0 P: 8	R: 0 E: 0 K: 1 S: 6	H: 0 LOB: 0 BB: 0 P: 11	R: 0 E: 1 K: 0 S: 6	H: 0 LOB: 1 BB: 0 P: 13	R: 0 E: 0 K: 1 S: 9	H: 0 LOB: 1 BB: 0 P: 17	R: 1 E: 0 K: 0 S: 4	H: 2 LOB: 0 BB: 0 P: 9	R: 0 E: 0 K: 1 S: 11	H: 0 LOB: 1 BB: 1 P: 17	R: 0 E: 0 K: 1 S: 7	H: 1 LOB: 1 BB: 0 P: 11	R: 0 E: 0 K: 0 S: 3	H: 1 LOB: 0 BB: 0 P: 4	1B: 2 2B: 2 3B: 0 HR: 0	SF: 0 SAC: 0 DP: 2 HBP: 1	WP: 0 PB: 0 SB: 1 CS: 0	PA: 32
PITCHER 32 Roy Halladay, R ERA: 3.12	IP: 9.0 WLS: W BF: 32 H: 4 R: 1 ER: 1 SO: 6 BB: 1 IBB: 0 HBP: 1 BLK: 0 WP: 0 HR: 0 S: 60 P: 98 ERA: 1.00 WHIP: 0.556															PITCHER						

Batter	1	2	3	4	5	6	7	8	9	AB	R	H	RBI	BB	SO	LOB	BOTTOM			
15 Alex Rios, R OBP: 0.394, SLG: 0.717	1-1 G4-3			1-0 G3	0-2 HR		1-0 F9			4	1	1	2	0	0	2	Los Angeles Angels @ Toronto Blue Jays Rogers Centre, Toronto, ON Mon May 08 2006, 7:07 PM EDT Att. 18,611 - Roof Closed - 68 F			
Frank Catalanotto, L OBP: 0.456, SLG: 0.577	4-2 BB			0-2 F8	3-2 G4-3		2-1 FC5 HBP			2	0	0	0	1	0	0				
3 Reed Johnson, R OBP: 0.483, SLG: 0.333	10 FC4-4 BB									0	0	0	0	0	0	0				
10 Vernon Wells, R OBP: 0.403, SLG: 0.625	0-1 FC1-4-6 17 PO			3-2 F7		0-0 G4-6-3 1B	0-2 FC5			4	0	1	0	0	0	4				
17 Lyle Overbay, L OBP: 0.385, SLG: 0.434	1-1 PO	0-0 G4-3			0-2 2B 1B	0-0 G4-6-3		1-0 G3-1		4	1	1	0	0	0	1				
Eric Hinske, L OBP: 0.400, SLG: 0.432		1-3 K			0-0 HR 2B	4-1 BB		2-0 F7		3	1	1	1	1	1	0				
Shea Hillenbrand, R OBP: 0.388, SLG: 0.524		2-2 P6			0-1 P6	0-0 F8		1-0 G6-3		4	0	0	0	0	0	2				
Bengie Molina, R OBP: 0.318, SLG: 0.458			1-2 P3		2-1 HR		3-2 G6-3			3	1	1	2	0	0	0				
8 Russ Adams, L OBP: 0.291, SLG: 0.366			2-2 F8		1-2 F8		2-0 15 F9 2B			3	0	1	0	0	0	0				
2 Aaron Hill, R OBP: 0.208, SLG: 0.257			1-1 G1-3		0-2 15 HR 1B		4-0 10 FC5 3 HBP BB			2	1	1	0	1	0	0				
Inning Stats	R: 0 E: 0 K: 0 S: 7	H: 0 LOB: 1 BB: 1 P: 13	R: 0 E: 0 K: 1 S: 9	H: 0 LOB: 0 BB: 0 P: 12	R: 0 E: 0 K: 0 S: 10	H: 0 LOB: 0 BB: 0 P: 14	R: 0 E: 0 K: 0 S: 8	H: 0 LOB: 0 BB: 0 P: 12	R: 5 E: 0 K: 0 S: 22	H: 5 LOB: 0 BB: 0 P: 28	R: 0 E: 0 K: 0 S: 4	H: 1 LOB: 1 BB: 1 P: 8	R: 0 E: 0 K: 0 S: 9	H: 1 LOB: 3 BB: 1 P: 21	R: 0 E: 0 K: 0 S: 3	H: 0 LOB: 0 BB: 0 P: 7	1B: 3 2B: 2 3B: 0 HR: 2	SF: 0 SAC: 0 DP: 1 HBP: 1	WP: 0 PB: 0 SB: 0 CS: 0	PA: 34
PITCHER Jeff Weaver, R ERA: 6.53	IP: 6.1 WLS: L BF: 27 H: 7 R: 5 ER: 5 SO: 1 BB: 3 IBB: 0 HBP: 0 BLK: 0 WP: 0 HR: 2 S: 64 P: 100 ERA: 7.11 WHIP: 1.579															PITCHER Hector Carrasco, R ERA: 4.32				

AB	30
R	1
H	4
RBI	1
BB	1
SO	6
LOB	13



Batter	1	2	3	4	5	6	7	8	9	AB	R	H	RBI	BB	SO	LOB	TOP									
14 Mark Ellis, R OBP: 0.333, SLG: 0.383	P4		F7		G1-3			G5-3 23 WP 2B		4	1	1	0	0	0	0										
Nick Swisher, S OBP: 0.417, SLG: 0.718	HR		HR		G5-3			G5-3		4	2	2	2	0	0	1										
7 Bobby Crosby, R OBP: 0.272, SLG: 0.402	F8		2B				P2	K		4	0	1	0	0	1	1										
Frank Thomas, R OBP: 0.290, SLG: 0.402 Antonio Perez, R (8, PR) (8, 10)	23 FC4-6 BB		G6-3				L5-4 23 1B BB	23 2B BB		1	0	0	0	3	0	1										
23 Bobby Kielty, S OBP: 0.364, SLG: 0.367	FC4-6				K					4	0	2	1	0	1	1										
Jay Payton, R OBP: 0.257, SLG: 0.280		P6								4	0	1	0	0	0	4										
29 Dan Johnson, L OBP: 0.275, SLG: 0.270		G4-3			FC3-6 1B					3	0	0	0	1	1	1										
17 Adam Melhuse, S OBP: 0.350, SLG: 0.514		G4-3			G5-3					4	0	0	0	0	0	2										
Marco Scutaro, R OBP: 0.260, SLG: 0.289			L7				F7			4	0	0	0	0	1	0										
Inning Stats	R: 1 E: 0 K: 0 S: 9	H: 1 LOB: 1 BB: 1 P: 18	R: 0 E: 0 K: 0 S: 6	H: 0 LOB: 0 BB: 0 P: 12	R: 1 E: 0 K: 0 S: 11	H: 2 LOB: 1 BB: 0 P: 16	R: 0 E: 0 K: 1 S: 12	H: 1 LOB: 1 BB: 0 P: 16	R: 0 E: 0 K: 0 S: 8	H: 0 LOB: 0 BB: 0 P: 13	R: 0 E: 0 K: 0 S: 5	H: 1 LOB: 1 BB: 1 P: 12	R: 0 E: 0 K: 0 S: 5	H: 0 LOB: 0 BB: 1 P: 12	R: 1 E: 0 K: 1 S: 13	H: 2 LOB: 2 BB: 1 P: 26	R: 0 E: 0 K: 2 S: 7	H: 0 LOB: 0 BB: 0 P: 11	1B: 3 2B: 3 3B: 0 HR: 2	SF: 0 SAC: 0 DP: 2 HBP: 0	WP: 1 PB: 0 SB: 0 CS: 0	PA: 36				
PITCHER	IP	WLS	BF	H	R	ER	SO	BB	IBB	HBP	BLK	WP	HR	S	P	ERA	WHIP									
Ted Lilly, L ERA: 3.24	(1, 1)	7.2	W	31	6	3	3	2	4	0	0	0	1	2	66	118	3.52	1.304								
54 Jason Frasor, R ERA: 9.9	(8, 1)	0.1		2	1	0	0	0	0	0	0	0	0	0	3	7	0.00	3.000								
37 Scott Downs, L ERA: 4.67	(9, 1)	1.0		3	0	0	0	2	0	0	0	0	0	0	7	11	0.00	0.000								

Oakland Athletics @ Toronto Blue Jays
Rogers Centre, Toronto, ON
Thu May 11 2006, 12:37 PM EDT
Att: 23,974 - Roof Closed - 68 F

AB 32
R 3
H 7
RBI 3
BB 4
SO 4
LOB 11



Batter	1	2	3	4	5	6	7	8	9	AB	R	H	RBI	BB	SO	LOB	BOTTOM									
3 Reed Johnson, R OBP: 0.500, SLG: 0.448	G4-3		G4-3 25 HR 2B		G6-3			K		4	1	1	1	1	1	2										
Frank Catalanotto, L OBP: 0.467, SLG: 0.549	G1-3		G4-3		SF8					3	0	1	1	1	0	1										
15 Alex Rios, R OBP: 0.390, SLG: 0.692			2B		G6-3					4	1	1	0	1	1	4										
25 Troy Glaus, R OBP: 0.361, SLG: 0.637	G6-3		HR				F8			4	2	2	4	0	0	1										
17 Lyle Overbay, L OBP: 0.373, SLG: 0.436			F8		G6-3					3	1	0	0	1	0	0										
Shea Hillenbrand, R OBP: 0.379, SLG: 0.513		G3-1	F8		G4-3					4	0	1	0	0	0	1										
9 Gregg Zaun, S OBP: 0.340, SLG: 0.651		G3-1			G6-3					4	1	1	1	0	0	2										
8 Russ Adams, L OBP: 0.297, SLG: 0.370					HR					4	1	2	1	0	1	0										
2 Aaron Hill, R OBP: 0.205, SLG: 0.270	F8				E5 G6-3 SF8					4	1	1	0	0	0	2										
Inning Stats	R: 0 E: 0 K: 0 S: 13	H: 1 LOB: 1 BB: 0 P: 20	R: 1 E: 0 K: 0 S: 11	H: 1 LOB: 1 BB: 1 P: 20	R: 3 E: 0 K: 0 S: 12	H: 2 LOB: 0 BB: 1 P: 23	R: 3 E: 1 K: 0 S: 9	H: 2 LOB: 0 BB: 0 P: 15	R: 1 E: 0 K: 0 S: 12	H: 1 LOB: 2 BB: 1 P: 24	R: 0 E: 0 K: 0 S: 10	H: 1 LOB: 1 BB: 0 P: 16	R: 0 E: 0 K: 1 S: 11	H: 1 LOB: 2 BB: 1 P: 20	1B: 3 2B: 4 3B: 0 HR: 3	SF: 1 SAC: 0 DP: 0 HBP: 0	WP: 0 PB: 0 SB: 0 CS: 0	PA: 39								
PITCHER	IP	WLS	BF	H	R	ER	SO	BB	IBB	HBP	BLK	WP	HR	S	P	ERA	WHIP									
Kirk Saarloos, R ERA: 5.63	(1, 1)	5.0	L	25	7	8	6	0	2	0	0	0	0	0	12	24	0.00	2.000								
47 Ron Flores, L ERA: 4.91	(6, 1)	1.0		5	1	0	0	2	1	0	0	0	0	0	10	16	0.00	1.000								
Matt Roney, R ERA: 3.0	(7, 1)	1.0		4	1	0	0	0	0	0	0	0	0	0	11	20	0.00	2.000								
50 Kiko Calero, R ERA: 4.15	(8, 1)	1.0		5	1	0	0	1	1	0	0	0	0	0	11	20	0.00	2.000								

Oakland Athletics @ Toronto Blue Jays
Rogers Centre, Toronto, ON
Thu May 11 2006, 12:37 PM EDT
Att: 23,974 - Roof Closed - 68 F

AB 34
R 8
H 10
RBI 8
BB 4
SO 3
LOB 13



Batter	1	2	3	4	5	6	7	8	9	AB	R	H	RBI	BB	SO	LOB	TOP					
15 Alex Rios, R OBP: 0.385, SLG: 0.673	F9		G4-3 10 1B BB		K		G1-5-3			3	1	0	0	1	1	0						
Frank Catalanotto, L OBP: 0.459, SLG: 0.535	G4-3 10 FC5-4 1B		G4-3		G3-1			G4-3		4	0	1	0	0	0	1						
10 Vernon Wells, R OBP: 0.401, SLG: 0.626	FC5-4 1-2		G4-3		K			F9		4	0	1	1	0	1	1						
25 Troy Glaus, R OBP: 0.351, SLG: 0.617	F8		K			P6		K		4	0	0	0	0	2	2						
17 Lyle Overbay, L OBP: 0.377, SLG: 0.438		K	G4-3						G9 1B	4	0	2	0	0	1	1						
Shea Hillenbrand, R OBP: 0.375, SLG: 0.504		G5-3			F9			P6		4	0	1	0	0	0	2						
9 Gregg Zaun, S OBP: 0.353, SLG: 0.638		G2 1B			F9			G6-3		4	0	2	0	0	0	2						
2 Aaron Hill, R OBP: 0.208, SLG: 0.272 Eric Hinske, L OBP: 0.385, SLG: 0.413					F8			G3-6 1B		3	0	1	0	0	0	1						
6 John McDonald, R OBP: 0.233, SLG: 0.244					K2-3			G3-6 1-2		1	0	0	0	0	0	2						
								G6-3		3	0	0	0	0	2	3						
Inning Stats	R: 0 E: 0 K: 0 S: 7	H: 1 LOB: 1 BB: 0 P: 12	R: 0 E: 0 K: 2 S: 15	H: 2 LOB: 2 BB: 0 P: 27	R: 1 E: 0 K: 1 S: 12	H: 1 LOB: 1 BB: 1 P: 20	R: 0 E: 0 K: 1 S: 7	H: 1 LOB: 1 BB: 0 P: 10	R: 0 E: 0 K: 2 S: 8	H: 0 LOB: 0 BB: 0 P: 16	R: 0 E: 0 K: 0 S: 10	H: 1 LOB: 1 BB: 0 P: 17	R: 0 E: 0 K: 0 S: 5	H: 0 LOB: 0 BB: 0 P: 10	R: 0 E: 0 K: 1 S: 6	H: 2 LOB: 1 BB: 0 P: 9	R: 0 E: 0 K: 0 S: 7	H: 2 LOB: 1 BB: 0 P: 10	1B: 8 2B: 0 3B: 0 HR: 0	SF: 0 SAC: 0 DP: 1 HBP: 0	WP: 0 PB: 0 SB: 1 CS: 1	PA: 35
PITCHER	IP	WLS	BF	H	R	ER	SO	BB	IBB	HBP	BLK	WP	HR	S	P	ERA	WHIP					
37 Seth McClung, R ERA: 5.91	7.0	W	28	6	1	1	6	1	0	0	0	0	0	64	112	1.29	1.000					
45 Ruddy Lugo, R ERA: 3.91	1.0	H	3	0	0	0	1	0	0	0	0	0	0	6	9	0.00	0.000					
Tyler Walker, R ERA: 10.66	1.0	S	4	2	0	0	0	0	0	0	0	0	0	7	10	0.00	2.000					

Toronto Blue Jays @ Tampa Bay Devil Rays
Tropicana Field, St. Petersburg, FL
Fri May 12 2006, 7:15 PM EDT
Att: 11,816 - Dome - 72 F

AB 34
R 1
H 8
RBI 1
BB 1
SO 7
LOB 15



Batter	1	2	3	4	5	6	7	8	9	AB	R	H	RBI	BB	SO	LOB	BOTTOM					
Julio Lugo, R OBP: 0.286, SLG: 0.333	G3-1 13 2B 31 G3-1 1B		K2-3					K		4	2	2	1	0	2	0						
13 Carl Crawford, L OBP: 0.331, SLG: 0.348	G3-1 31 G3-1 BLK 2B		G4-3					F7		4	1	2	0	0	0	0						
31 Jonny Gomes, R OBP: 0.421, SLG: 0.642	G3-1									3	0	1	1	0	0	1						
Aubrey Huff, L OBP: 0.286, SLG: 0.213 Tomas Perez, S OBP: 0.231, SLG: 0.299	G4-3									2	0	0	0	1	0	2						
Ty Wigginton, R OBP: 0.300, SLG: 0.500	K									0	0	0	0	0	0	0						
Ty Wigginton, R OBP: 0.300, SLG: 0.500										3	0	0	0	0	1	2						
Travis Lee, L OBP: 0.275, SLG: 0.364		F8								3	0	0	0	0	0	1						
Damon Hollins, R OBP: 0.267, SLG: 0.449										3	0	1	0	0	1	0						
8 Josh Paul, R OBP: 0.281, SLG: 0.323										3	0	1	0	0	1	1						
Joey Gathright, L OBP: 0.319, SLG: 0.220										3	1	0	0	0	0	1						
										3	0	0	0	0	1	0						
Inning Stats	R: 2 E: 0 K: 1 S: 11	H: 2 LOB: 0 BB: 0 P: 19	R: 0 E: 0 K: 1 S: 9	H: 1 LOB: 0 BB: 0 P: 14	R: 0 E: 0 K: 1 S: 8	H: 0 LOB: 0 BB: 0 P: 12	R: 0 E: 0 K: 0 S: 7	H: 1 LOB: 1 BB: 0 P: 10	R: 2 E: 0 K: 1 S: 16	H: 3 LOB: 0 BB: 0 P: 26	R: 0 E: 0 K: 0 S: 7	H: 0 LOB: 0 BB: 1 P: 13	R: 0 E: 0 K: 0 S: 8	H: 0 LOB: 0 BB: 0 P: 12	R: 0 E: 0 K: 1 S: 7	H: 0 LOB: 0 BB: 0 P: 12	1B: 4 2B: 3 3B: 0 HR: 0	SF: 0 SAC: 0 DP: 1 HBP: 0	WP: 1 PB: 0 SB: 0 CS: 2	PA: 30		
PITCHER	IP	WLS	BF	H	R	ER	SO	BB	IBB	HBP	BLK	WP	HR	S	P	ERA	WHIP					
44 Casey Jansen, R ERA: 4.07	7.0	L	26	7	4	4	4	1	0	0	1	1	0	66	106	5.14	1.143					
Francisco Del Rosario, R ERA:	1.0		3	0	0	0	1	0	0	0	0	0	0	7	12	0.00	0.000					

Toronto Blue Jays @ Tampa Bay Devil Rays
Tropicana Field, St. Petersburg, FL
Fri May 12 2006, 7:15 PM EDT
Att: 11,816 - Dome - 72 F

AB 28
R 4
H 7
RBI 2
BB 1
SO 5
LOB 8




Batter	1	2	3	4	5	6	7	8	9	AB	R	H	RBI	BB	SO	LOB	TOP			
3 Reed Johnson, R OBP: 0.494, SLG: 0.426	G6-3	15 1B HBP		G4-3			K		15 1B 25 WP BB	3	1	0	1	1	1	1				
15 Alex Rios, R OBP: 0.396, SLG: 0.661	K				K		FC5-4		10 BB 25 1B	5	1	2	2	0	2	1				
10 Vernon Wells, R OBP: 0.401, SLG: 0.636	F9		G6-3		G6-3			HR	25 1B	4	1	1	1	1	0	0				
25 Troy Glaus, R OBP: 0.359, SLG: 0.611		1B BB			F7			F8	G4-6-3 1B	3	1	1	2	2	0	0				
Shea Hillenbrand, R OBP: 0.376, SLG: 0.500		1B 3 HBP 1B	L5			P4		17 F8 1B	G4-6-3 1B	5	1	2	0	0	0	3				
Bengie Molina, R OBP: 0.313, SLG: 0.440		3 HBP 6 BB 15 1B	F8			L5		1B		4	1	2	1	0	0	1				
17 Lyle Overbay, L OBP: 0.373, SLG: 0.456		K			HR	G4-3		F8		4	1	1	1	0	1	4				
2 Aaron Hill, R OBP: 0.202, SLG: 0.263		K			G4-3		G4-3	F9		4	0	0	0	0	1	4				
6 John McDonald, R OBP: 0.255, SLG: 0.250		3 HBP 15 1B BB	F8			F8		15 FC5-4 1B	G5-3	3	1	1	0	1	0	0				
Inning Stats	R: 0 E: 0 K: 1 S: 8	H: 0 LOB: 0 BB: 0 P: 12	R: 4 E: 0 K: 2 S: 18	H: 3 LOB: 2 BB: 2 P: 32	R: 0 E: 0 K: 0 S: 10	H: 0 LOB: 1 BB: 1 P: 17	R: 1 E: 0 K: 0 S: 7	H: 1 LOB: 0 BB: 0 P: 9	R: 0 E: 0 K: 1 S: 7	H: 0 LOB: 0 BB: 0 P: 10	R: 0 E: 0 K: 1 S: 8	H: 1 LOB: 1 BB: 0 P: 12	R: 1 E: 0 K: 0 S: 11	H: 3 LOB: 2 BB: 0 P: 16	R: 2 E: 0 K: 0 S: 11	H: 2 LOB: 1 BB: 2 P: 24	1B: 8 2B: 0 3B: 0 HR: 2	SF: 0 SAC: 0 DP: 1 HBP: 1	WP: 1 PB: 0 SB: 0 CS: 0	PA: 41
PITCHER	IP	WLS	BF	H	R	ER	SO	BB	IBB	HBP	BLK	WP	HR	S	P	ERA	WHIP			
Mark Hendrickson, L ERA: 3.24	7.0	L	29	5	5	5	5	3	0	1	0	0	1	66	106	6.43	1.143			
22 Shawn Camp, R ERA: 4.02	1.0		6	3	1	1	0	0	0	0	0	0	1	11	16	9.00	3.000			
Chad Harville, R ERA: 10.8	1.0		6	2	2	2	0	2	0	0	0	1	0	11	24	18.00	4.000			

Toronto Blue Jays @ Tampa Bay Devil Rays
Tropicana Field, St. Petersburg, FL
Sat May 13 2006, 7:15 PM EDT
Att: 15,184 - Dome - 72 F

livebaseballscorecards.com

AB 35
R 8
H 10
RBI 8
BB 5
SO 5
LOB 14




Batter	1	2	3	4	5	6	7	8	9	AB	R	H	RBI	BB	SO	LOB	BOTTOM					
Julio Lugo, R OBP: 0.250, SLG: 0.290	G6-3		S			B3			G4-3	5	0	0	0	0	0	1						
13 Carl Crawford, L OBP: 0.325, SLG: 0.341	G4-3				G6-3		G6-3		F8	3	0	0	0	0	0	0						
31 Jonny Gomes, R OBP: 0.419, SLG: 0.659	G6-3				F7		G4-3			3	1	1	1	0	1	0						
Aubrey Huff, L OBP: 0.271, SLG: 0.200		K			HR		K			3	0	0	0	0	2	0						
14 Greg Norton, S OBP: 0.370, SLG: 0.522		G3-1			K		G3-1			3	0	2	0	0	0	0						
Toby Hall, R OBP: 0.316, SLG: 0.435		P6				G5-4-3 1B		G5-4-3 1B		3	0	0	0	0	0	2						
Travis Lee, L OBP: 0.266, SLG: 0.354			G6-3			G5-4-3 1-2		G5-4-3 1-2		3	0	0	0	0	0	0						
Tomas Perez, S OBP: 0.223, SLG: 0.289			G3-1			G4-3		G4-3		3	0	0	0	0	0	0						
Joey Gathright, L OBP: 0.322, SLG: 0.218										1	0	0	0	1	0	0						
Russell Branyan, L OBP: 0.220, SLG: 0.389						G4-3			P4	1	0	0	0	0	0	0						
Inning Stats	R: 0 E: 0 K: 0 S: 6	H: 0 LOB: 0 BB: 0 P: 11	R: 0 E: 0 K: 1 S: 10	H: 0 LOB: 0 BB: 0 P: 14	R: 0 E: 0 K: 0 S: 6	H: 0 LOB: 1 BB: 1 P: 12	R: 1 E: 0 K: 1 S: 11	H: 1 LOB: 0 BB: 0 P: 16	R: 0 E: 0 K: 0 S: 4	H: 0 LOB: 0 BB: 0 P: 5	R: 0 E: 0 K: 0 S: 7	H: 0 LOB: 0 BB: 0 P: 11	R: 0 E: 0 K: 1 S: 7	H: 0 LOB: 0 BB: 0 P: 7	R: 0 E: 0 K: 0 S: 4	H: 1 LOB: 0 BB: 0 P: 4	R: 0 E: 0 K: 0 S: 5	H: 0 LOB: 0 BB: 0 P: 9	1B: 2 2B: 0 3B: 0 HR: 1	SF: 0 SAC: 0 DP: 2 HBP: 0	WP: 0 PB: 0 SB: 1 CS: 0	PA: 29
PITCHER	IP	WLS	BF	H	R	ER	SO	BB	IBB	HBP	BLK	WP	HR	S	P	ERA	WHIP					
32 Roy Halladay, R ERA: 2.74	9.0	W	29	3	1	1	3	1	0	0	0	0	1	60	89	1.00	0.444					

Toronto Blue Jays @ Tampa Bay Devil Rays
Tropicana Field, St. Petersburg, FL
Sat May 13 2006, 7:15 PM EDT
Att: 15,184 - Dome - 72 F

livebaseballscorecards.com

AB 28
R 1
H 3
RBI 1
BB 1
SO 3
LOB 3



Batter	1	2	3	4	5	6	7	8	9	AB R H RBI BB SO LOB	TOP										
3 Reed Johnson, R OBP: 0.476, SLG: 0.409	1-1 F9		1-0 FC5-4 1B		1-1 F7		2-1 P4	1-0 FC6-4		5 0 1 0 0 0 5	Toronto Blue Jays @ Tampa Bay Devil Rays Tropicana Field, St. Petersburg, FL Sun May 14 2006, 1:15 PM EDT Att. 12,224 - Dome - 72 F livebaseballscorecards.com										
15 Alex Rios, R OBP: 0.396, SLG: 0.692	0-2 HR		2-2 FC5-4		2-3 K		1-1 F9	0-0 10 2B 3B	5 2 2 1 0 1 3												
10 Vernon Wells, R OBP: 0.407, SLG: 0.642	0-0 G1-3			3-1 1B 1B	0-1 E3		0-0 G5-3	1-0 25 F9 2B 2B	5 2 3 2 0 0 0												
25 Troy Glaus, R OBP: 0.354, SLG: 0.596	2-2 F9			1-1 F8	0-1 G4-3			1-1 2B SF8 1B	5 1 1 0 0 0 3												
Shea Hillenbrand, R OBP: 0.384, SLG: 0.520		1-1 G5-3		1-0 1B 1B		1-0 G6-3		1-1 SF8 2B	5 1 3 1 0 0 0												
Bengie Molina, R OBP: 0.307, SLG: 0.432		1-1 G5-3		1-0 1B		1-1 G4-3		0-1 SF8	4 0 1 2 0 0 1												
17 Lyle Overbay, L OBP: 0.381, SLG: 0.465		2-1 G4-3		3-H F8		1-1 2 BB 1B		2-3 3-H 4-0 2 BB IBB	4 0 2 1 1 0 1												
2 Aaron Hill, R OBP: 0.225, SLG: 0.267			1-2 F8		0-0 15 WP 10 1B	4-1 1B		4-0 3 FC6-4 BB	2 1 1 0 2 0 0												
6 John McDonald, R OBP: 0.250, SLG: 0.245			2-1 G5-3		2-1 15 WP 10 E 1B	1-0 F9		1-3 K	5 1 1 0 0 1 7												
Inning Stats	R: 1 E: 0 K: 0 S: 9	H: 1 LOB: 0 BB: 0 P: 12	R: 0 E: 0 K: 0 S: 6	H: 0 LOB: 0 BB: 0 P: 10	R: 0 E: 0 K: 0 S: 11	H: 1 LOB: 1 BB: 0 P: 17	R: 1 E: 0 K: 0 S: 7	H: 3 LOB: 1 BB: 0 P: 13	R: 2 E: 1 K: 1 S: 12	H: 3 LOB: 1 BB: 0 P: 17	R: 0 E: 0 K: 0 S: 7	H: 1 LOB: 2 BB: 1 P: 15	R: 0 E: 0 K: 0 S: 5	H: 0 LOB: 0 BB: 0 P: 8	R: 1 E: 0 K: 1 S: 10	H: 2 LOB: 3 BB: 2 P: 22	R: 3 E: 0 K: 0 S: 19	H: 4 LOB: 2 BB: 0 P: 32	1B: 9 2B: 4 3B: 1 HR: 1	SF: 1 SAC: 0 DP: 0 HBP: 1	WP: 2 PA: 45 SB: 0 CS: 1
PITCHER	IP WLS BF H R ER SO BB IBB HBP BLK WP HR S P ERA WHIP											IP WLS BF H R ER SO BB IBB HBP BLK WP HR S P ERA WHIP									
Casey Fossum, L ERA: 5.24	(1, 1) 6.0 L 27 9 4 3 1 1 0 0 0 0 1 1 52 84 4.50 1.667																				
Travis Harper, R ERA: 2.93	(7, 1) 2.0 10 2 1 1 1 1 1 0 0 0 0 0 15 30 4.50 1.500																				
54 Chad Orvella, R ERA: 7.71	(9, 1) 1.0 8 4 3 3 0 0 0 0 1 0 1 0 19 32 27.00 4.000																				

Batter	1	2	3	4	5	6	7	8	9	AB R H RBI BB SO LOB	BOTTOM								
Julio Lugo, R OBP: 0.250, SLG: 0.371	1-1 F8			1-1 F9		0-0 G6-4-3			0-0 HR	4 1 1 2 0 0 1	Toronto Blue Jays @ Tampa Bay Devil Rays Tropicana Field, St. Petersburg, FL Sun May 14 2006, 1:15 PM EDT Att. 12,224 - Dome - 72 F livebaseballscorecards.com								
13 Carl Crawford, L OBP: 0.323, SLG: 0.338	1-1 F7			0-1 31 E SF8 1B			1-0 G4-3	1-3 K	4 1 1 0 0 1 0										
31 Jonny Gomes, R OBP: 0.421, SLG: 0.648	0-0 G5-3			1-1 CS HBP			2-3 K	4-2 BB	2 0 0 0 1 1 0										
Aubrey Huff, L OBP: 0.254, SLG: 0.189		1-2 F8		1-0 SF8			0-1 G4-3	0-1 F7	3 0 0 1 0 0 1										
Ty Wigginton, R OBP: 0.292, SLG: 0.485		0-1 F8		1-0 CS	0-1 F7			1-0 F8	4 0 0 0 0 0 1										
14 Greg Norton, S OBP: 0.333, SLG: 0.462		0-0 G4-3			2-2 G6-3			0-0 G3-1	3 0 0 0 0 0 0										
Toby Hall, R OBP: 0.316, SLG: 0.432			1-0 G6-3		0-1 P3			1-2 1B	3 0 1 0 0 0 0										
Damon Hollins, R OBP: 0.269, SLG: 0.446			2-2 G5-3			0-1 FC6 1B		0-1 F7	3 0 1 0 0 0 1										
Joey Gathright, L OBP: 0.323, SLG: 0.221			2-3 K			0-0 FC6 G6-4-3		2-2 HR 1B	3 1 1 0 0 1 1										
Inning Stats	R: 0 E: 0 K: 0 S: 5	H: 0 LOB: 0 BB: 0 P: 7	R: 0 E: 0 K: 0 S: 6	H: 0 LOB: 0 BB: 0 P: 7	R: 0 E: 1 K: 0 S: 6	H: 0 LOB: 0 BB: 0 P: 12	R: 1 E: 1 K: 0 S: 6	H: 1 LOB: 0 BB: 0 P: 10	R: 0 E: 0 K: 0 S: 4	H: 1 LOB: 0 BB: 0 P: 4	R: 0 E: 0 K: 1 S: 6	H: 0 LOB: 0 BB: 0 P: 9	R: 0 E: 0 K: 0 S: 8	H: 1 LOB: 1 BB: 0 P: 10	R: 2 E: 0 K: 1 S: 14	H: 2 LOB: 1 BB: 1 P: 21	1B: 4 2B: 0 3B: 0 HR: 1	SF: 1 SAC: 0 DP: 1 HBP: 1	WP: 0 PA: 33 SB: 0 CS: 1
PITCHER	IP WLS BF H R ER SO BB IBB HBP BLK WP HR S P ERA WHIP											IP WLS BF H R ER SO BB IBB HBP BLK WP HR S P ERA WHIP							
Josh Towers, R ERA: 8.45	(1, 1) 8.0 W 28 5 3 2 2 0 0 0 0 0 0 0 0 8 13 0.00 1.000																		
52 B.J. Ryan, L ERA: 0.51	(9, 1) 1.0 4 0 0 0 0 1 1 0 0 0 0 0 0 8 13 0.00 1.000																		

Batter	1	2	3	4	5	6	7	8	9	AB	R	H	RBI	BB	SO	LOB	TOP					
15 Alex Rios, R OBP: 0.380, SLG: 0.680										5	1	1	1	0	1	5						
Frank Catalanotto, L OBP: 0.442, SLG: 0.511										4	0	0	0	0	0	1						
10 Vernon Wells, R OBP: 0.404, SLG: 0.632										4	0	1	0	0	0	0						
25 Troy Glaus, R OBP: 0.358, SLG: 0.596										0	0	0	0	0	0	0						
Eric Hinske, L OBP: 0.364, SLG: 0.388										3	0	0	0	0	2	1						
17 Lyle Overbay, L OBP: 0.377, SLG: 0.459										4	0	1	0	0	0	1						
Shea Hillenbrand, R OBP: 0.380, SLG: 0.511										4	0	1	0	0	1	0						
Bengie Molina, R OBP: 0.314, SLG: 0.434										4	1	2	0	0	0	2						
8 Russ Adams, L OBP: 0.296, SLG: 0.365										4	0	1	0	0	0	3						
2 Aaron Hill, R OBP: 0.227, SLG: 0.268										3	1	1	1	0	0	0						
9 Gregg Zaun, S OBP: 0.365, SLG: 0.646										1	0	1	0	0	0	0						
Inning Stats	R: 0 E: 0 K: 1 S: 11	H: 0 LOB: 0 BB: 0 P: 18	R: 0 E: 0 K: 0 S: 5	H: 0 LOB: 0 BB: 0 P: 10	R: 0 E: 0 K: 0 S: 9	H: 0 LOB: 0 BB: 0 P: 13	R: 0 E: 0 K: 1 S: 9	H: 1 LOB: 1 BB: 0 P: 16	R: 0 E: 0 K: 0 S: 11	H: 1 LOB: 1 BB: 0 P: 16	R: 2 E: 1 K: 0 S: 11	H: 1 LOB: 0 BB: 0 P: 19	R: 1 E: 0 K: 1 S: 15	H: 3 LOB: 2 BB: 0 P: 21	R: 0 E: 0 K: 1 S: 5	H: 0 LOB: 0 BB: 0 P: 8	R: 0 E: 0 K: 0 S: 14	H: 3 LOB: 3 BB: 0 P: 21	1B: 8 2B: 1 3B: 0 HR: 0	SF: 0 SAC: 0 DP: 1 HBP: 1	WP: 1 PB: 0 SB: 0 CS: 0	PA: 37
PITCHER	IP WLS BF H R ER SO BB IBB HBP BLK WP HR S P ERA WHIP																					
54 Ervin Santana, R ERA: 4.5	(1, 1) 6.2 W 26 5 3 2 3 0 0 1 0 1 0 67 107 2.70 0.750																					
Brendan Donnelly, R ERA: 2.89	(7, 1) 0.1 2 1 0 0 0 0 0 0 0 0 0 4 6 0.00 3.000																					
62 Scot Shields, R ERA: 0.83	(8, 1) 2.0 9 3 0 0 1 0 0 0 0 0 0 0 19 29 0.00 1.500																					

Toronto Blue Jays @ Los Angeles Angels
Angel Stadium of Anaheim, Anaheim, CA
Tue May 16 2006, 7:05 PM PDT
Att: 43,066 - Partly Cloudy - 68 F

AB	36
R	3
H	9
RBI	2
BB	0
SO	4
LOB	13



Batter	1	2	3	4	5	6	7	8	9	AB	R	H	RBI	BB	SO	LOB	BOTTOM			
9 Chone Figgins, S OBP: 0.330, SLG: 0.374										4	2	1	0	1	1	2				
Orlando Cabrera, R OBP: 0.339, SLG: 0.440										4	2	3	2	1	0	1				
Tim Salmon, R OBP: 0.355, SLG: 0.512										4	0	2	1	1	0	2				
32 Erick Aybar, S OBP: 0.355, SLG: 0.512										0	0	0	0	0	0	0				
27 Vladimir Guerrero, R OBP: 0.358, SLG: 0.542										4	1	1	2	1	0	4				
20 Juan Rivera, R OBP: 0.314, SLG: 0.438										4	1	1	0	1	1	3				
39 Robb Quinlan, R OBP: 0.288, SLG: 0.380										4	0	1	0	0	0	3				
Edgardo Alfonzo, R OBP: 0.143, SLG: 0.128										3	0	0	0	1	0	0				
José Molina, R OBP: 0.195, SLG: 0.267										4	1	1	1	0	1	2				
Adam Kennedy, L OBP: 0.333, SLG: 0.400										4	1	1	1	0	2	2				
Inning Stats	R: 0 E: 0 K: 1 S: 7	H: 0 LOB: 1 BB: 1 P: 13	R: 1 E: 0 K: 1 S: 12	H: 2 LOB: 2 BB: 1 P: 16	R: 2 E: 0 K: 0 S: 15	H: 2 LOB: 0 BB: 0 P: 25	R: 0 E: 0 K: 2 S: 10	H: 0 LOB: 0 BB: 0 P: 11	R: 0 E: 0 K: 0 S: 13	H: 1 LOB: 2 BB: 1 P: 24	R: 4 E: 0 K: 0 S: 27	H: 5 LOB: 3 BB: 2 P: 44	R: 0 E: 0 K: 0 S: 7	H: 0 LOB: 0 BB: 0 P: 10	R: 1 E: 0 K: 1 S: 12	H: 1 LOB: 1 BB: 1 P: 24	1B: 8 2B: 2 3B: 0 HR: 1	SF: 0 SAC: 0 DP: 0 HBP: 0	WP: 2 PB: 0 SB: 3 CS: 0	PA: 41
PITCHER	IP WLS BF H R ER SO BB IBB HBP BLK WP HR S P ERA WHIP																			
Ted Lilly, L ERA: 3.52	(1, 1) 4.1 L 21 5 3 3 3 4 3 0 0 0 0 0 19 21 6.75 0.750																			
54 Jason Frasor, R ERA: 9.53	(5, 1) 1.1 5 1 1 1 0 0 0 0 0 0 0 4 7 * * *																			
Scott Schoeneweis, L ERA: 7.5	(6, 1) 0.0 2 2 0 0 0 0 0 0 0 0 0 4 7 * * *																			
Justin Speier, R ERA: 1.93	(6, 1) 0.1 5 2 3 3 0 1 1 0 0 0 1 0 9 22 81.00 9.000																			
Francisco Del Rosario, R ERA: 1.93	(7, 1) 1.0 3 0 0 0 0 0 0 0 0 0 0 0 7 10 0.00 0.000																			

Toronto Blue Jays @ Los Angeles Angels
Angel Stadium of Anaheim, Anaheim, CA
Tue May 16 2006, 7:05 PM PDT
Att: 43,066 - Partly Cloudy - 68 F

AB	35
R	8
H	11
RBI	7
BB	6
SO	5
LOB	19



Batter	1	2	3	4	5	6	7	8	9	AB	R	H	RBI	BB	SO	LOB	TOP					
3 Reed Johnson, R OBP: 0.483, SLG: 0.423										5	1	3	0	0	1	1						
15 Alex Rios, R OBP: 0.380, SLG: 0.677										5	0	2	0	0	0	2						
10 Vernon Wells, R OBP: 0.398, SLG: 0.619										3	0	0	1	1	0	3						
17 Lyle Overbay, L OBP: 0.385, SLG: 0.456										3	0	1	0	2	2	2						
Eric Hinske, L OBP: 0.333, SLG: 0.352										5	0	0	0	0	2	6						
9 Grego Zaun, S OBP: 0.393, SLG: 0.731										4	1	3	1	0	0	0						
Frank Catalanotto, L OBP: 0.442, SLG: 0.511										0	0	0	0	0	0	0						
Bengie Molina, R OBP: 0.321, SLG: 0.447										4	1	2	0	0	0	2						
8 Russ Adams, L OBP: 0.303, SLG: 0.380										4	0	2	1	0	0	3						
2 Aaron Hill, R OBP: 0.228, SLG: 0.268										4	0	1	0	0	1	3						
Inning Stats	R: 0 E: 0 K: 2 S: 12	H: 1 LOB: 2 BB: 1 P: 18	R: 1 E: 0 K: 0 S: 11	H: 2 LOB: 0 BB: 0 P: 14	R: 0 E: 0 K: 1 S: 8	H: 1 LOB: 1 BB: 0 P: 11	R: 0 E: 0 K: 0 S: 14	H: 3 LOB: 2 BB: 0 P: 18	R: 1 E: 0 K: 1 S: 10	H: 2 LOB: 1 BB: 0 P: 15	R: 1 E: 0 K: 0 S: 9	H: 2 LOB: 1 BB: 0 P: 15	R: 0 E: 0 K: 1 S: 9	H: 1 LOB: 2 BB: 1 P: 16	R: 0 E: 0 K: 1 S: 8	H: 1 LOB: 2 BB: 0 P: 13	R: 0 E: 0 K: 0 S: 8	H: 1 LOB: 2 BB: 1 P: 13	1B: 9 2B: 4 3B: 0 HR: 1	SF: 1 SAC: 0 DP: 1 HBP: 0	WP: 1 PB: 0 SB: 2 CS: 1	PA: 41
PITCHER	IP WLS BF H R ER SO BB IBB HBP BLK WP HR S P ERA WHIP																					
45 Kelvim Escobar, R ERA: 3.51	7.0 L 32 12 3 3 5 2 0 0 0 0 0 1 73 107 3.86 2.000																					
J.C. Romero, L ERA: 6.32	0.2 3 1 0 0 0 0 0 0 0 0 0 0 5 8 0.00 1.500																					
Hector Carrasco, R ERA: 3.99	1.1 6 1 0 0 1 1 0 0 0 0 1 0 11 18 0.00 1.500																					

Toronto Blue Jays @ Los Angeles Angels
Angel Stadium of Anaheim, Anaheim, CA
Wed May 17 2006, 7:05 PM PDT
Att: 38,767 - Partly Cloudy - 68 F

AB	37
R	3
H	14
RBI	3
BB	3
SO	6
LOB	22



Batter	1	2	3	4	5	6	7	8	9	AB	R	H	RBI	BB	SO	LOB	BOTTOM					
9 Chone Figgins, S OBP: 0.322, SLG: 0.365										4	0	0	0	0	0	1						
Orlando Cabrera, R OBP: 0.337, SLG: 0.431										3	0	0	0	1	1	0						
Adam Kennedy, L OBP: 0.326, SLG: 0.390										3	0	0	0	0	1	0						
Mike Napoli, R OBP: 0.360, SLG: 0.500										1	0	0	0	0	1	1						
27 Vladimir Guerrero, R OBP: 0.351, SLG: 0.532										3	0	0	0	0	0	0						
Tim Salmon, R OBP: 0.344, SLG: 0.494										3	0	0	0	0	1	0						
20 Juan Rivera, R OBP: 0.301, SLG: 0.418										3	0	0	0	0	0	0						
8 Dallas McPherson, L OBP: 0.286, SLG: 0.286										3	0	1	0	0	0	0						
39 Robb Quinlan, R OBP: 0.291, SLG: 0.377										3	0	1	0	0	0	1						
José Molina, R OBP: 0.188, SLG: 0.256										3	0	0	0	0	0	1						
Inning Stats	R: 0 E: 0 K: 2 S: 10	H: 0 LOB: 0 BB: 0 P: 14	R: 0 E: 0 K: 0 S: 6	H: 0 LOB: 0 BB: 0 P: 11	R: 0 E: 0 K: 0 S: 5	H: 0 LOB: 0 BB: 0 P: 7	R: 0 E: 0 K: 0 S: 11	H: 0 LOB: 0 BB: 0 P: 15	R: 0 E: 0 K: 1 S: 5	H: 0 LOB: 0 BB: 0 P: 9	R: 0 E: 0 K: 0 S: 7	H: 1 LOB: 1 BB: 0 P: 11	R: 0 E: 0 K: 0 S: 9	H: 0 LOB: 0 BB: 0 P: 12	R: 0 E: 0 K: 0 S: 6	H: 1 LOB: 1 BB: 0 P: 9	R: 0 E: 0 K: 1 S: 11	H: 0 LOB: 1 BB: 1 P: 18	1B: 2 2B: 0 3B: 0 HR: 0	SF: 0 SAC: 0 DP: 0 HBP: 0	WP: 0 PB: 0 SB: 0 CS: 0	PA: 30
PITCHER	IP WLS BF H R ER SO BB IBB HBP BLK WP HR S P ERA WHIP																					
44 Casey Janssen, R ERA: 3.06	8.0 W 26 2 0 0 3 0 0 0 0 0 0 0 11 88 0.00 0.250																					
52 B.J. Ryan, L ERA: 0.48	1.0 S 4 0 0 0 1 1 0 0 0 0 0 0 0 11 18 0.00 1.000																					

Toronto Blue Jays @ Los Angeles Angels
Angel Stadium of Anaheim, Anaheim, CA
Wed May 17 2006, 7:05 PM PDT
Att: 38,767 - Partly Cloudy - 68 F

AB	29
R	0
H	2
RBI	0
BB	1
SO	4
LOB	4



Batter	1	2	3	4	5	6	7	8	9	AB	R	H	RBI	BB	SO	LOB	TOP										
3 Reed Johnson, R OBP: 0.469, SLG: 0.427	G6-3		G5-3			K				5	1	2	1	0	1	3	Toronto Blue Jays @ Colorado Rockies Coors Field, Denver, CO Fri May 19 2006, 7:05 PM MDT Att: 26,011 - Partly Cloudy - 81 F										
15 Alex Rios, R OBP: 0.375, SLG: 0.662	G6-3		G6-3			P3				4	0	1	0	1	0	5											
10 Vernon Wells, R OBP: 0.390, SLG: 0.598	G6-3		G6-3			SF8				4	0	0	1	0	0	4											
25 Troy Glaus, R OBP: 0.361, SLG: 0.587		G5-3	G6-3							5	0	2	1	0	0	1											
17 Lyle Overbay, L OBP: 0.380, SLG: 0.459		FC1				P6				5	0	1	0	0	0	2											
Bengie Molina, R OBP: 0.322, SLG: 0.430	K									4	0	0	0	1	3	1											
2 Aaron Hill, R OBP: 0.255, SLG: 0.304	FC1					FC6-4				4	1	3	0	0	0	1											
8 Russ Adams, L OBP: 0.320, SLG: 0.384	FC1									2	0	1	0	2	0	1											
Josh Towers, R OBP: 0.506, SLG: 0.590	FC1									2	1	1	0	0	0	3											
Frank Catalanotto, L OBP: 0.435, SLG: 0.495										1	0	1	0	0	0	0											
Francisco Del Rosario, R OBP: 0.377, SLG: 0.600										0	0	0	0	0	0	0											
28 Shaun Marcum, R OBP: 0.378, SLG: 0.538										0	0	0	0	0	0	0											
Shea Hillenbrand, R OBP: 0.378, SLG: 0.538										1	0	0	0	0	1	2											
Pete Walker, R OBP: 0.378, SLG: 0.538										0	0	0	0	0	0	0											
Inning Stats	R: 0 E: 0 K: 0 S: 6	H: 0 LOB: 0 BB: 0 P: 9	R: 0 E: 0 K: 1 S: 15	H: 2 LOB: 3 BB: 1 P: 23	R: 0 E: 0 K: 1 S: 11	H: 1 LOB: 1 BB: 0 P: 19	R: 0 E: 0 K: 1 S: 9	H: 1 LOB: 1 BB: 0 P: 13	R: 2 E: 0 K: 0 S: 18	H: 3 LOB: 1 BB: 0 P: 26	R: 0 E: 0 K: 1 S: 15	H: 1 LOB: 3 BB: 2 P: 25	R: 0 E: 0 K: 0 S: 9	H: 0 LOB: 0 BB: 0 P: 12	R: 1 E: 0 K: 2 S: 15	H: 3 LOB: 3 BB: 1 P: 28	R: 0 E: 0 K: 0 S: 10	H: 1 LOB: 0 BB: 0 P: 13	1B: 9 2B: 4 3B: 0 HR: 0	SF: 1 SAC: 0 DP: 1 HBP: 0	WP: 0 PA: 42 PB: 0 SB: 0 CS: 0						
PITCHER	IP	WLS	BF	H	R	ER	SO	BB	IBB	HBP	BLK	WP	HR	S	P	ERA	WHIP										
28 Aaron Cook, R ERA: 3.28	5.1	W	26	7	2	2	2	3	0	0	0	0	0	66	106	3.38	1.875										
61 Ramon E Ramirez, R ERA: 1.47	1.2	H	6	1	0	0	1	0	0	0	0	0	0	17	21	0.00	0.600										
Scott Dohmann, R ERA: 3.97	0.2		6	3	1	1	2	1	0	0	0	0	0	14	26	13.50	6.000										
Jose Mesa, R ERA: 3.66	0.1	H	2	1	0	0	0	0	0	0	0	0	0	3	6	0.00	3.000										
Ray King, L ERA: 3.19	1.0		2	0	0	0	0	0	0	0	0	0	0	8	9	0.00	0.000										

Batter	1	2	3	4	5	6	7	8	9	AB	R	H	RBI	BB	SO	LOB	BOTTOM										
18 Cory Sullivan, L OBP: 0.327, SLG: 0.468	F7		G4-3			F8				5	0	0	0	0	1	1	Toronto Blue Jays @ Colorado Rockies Coors Field, Denver, CO Fri May 19 2006, 7:05 PM MDT Att: 26,011 - Partly Cloudy - 81 F										
27 Garrett Atkins, R OBP: 0.384, SLG: 0.487			F9							5	2	2	1	0	0	1											
17 Todd Helton, L OBP: 0.429, SLG: 0.520	G6-3									3	2	1	2	1	0	0											
5 Matt Holliday, R OBP: 0.354, SLG: 0.639	K									4	1	2	0	0	2	1											
11 Brad Hawpe, L OBP: 0.420, SLG: 0.617		F8								4	2	2	0	0	0	1											
Luis Gonzalez, R OBP: 0.280, SLG: 0.360										3	0	1	0	0	0	3											
61 Ramon E Ramirez, R OBP: 1.000, SLG: 1.000										0	0	0	0	0	0	0											
Eli Marrero, R OBP: 0.377, SLG: 0.600										0	0	0	0	0	0	0											
Scott Dohmann, R OBP: 0.377, SLG: 0.600										0	0	0	0	0	0	0											
Jose Mesa, R OBP: 0.377, SLG: 0.600										0	0	0	0	0	0	0											
Ray King, L OBP: 0.377, SLG: 0.600										0	0	0	0	0	0	0											
12 Clint Barmes, R OBP: 0.236, SLG: 0.336	F8									4	0	2	4	0	1	1											
Danny Ardoin, R OBP: 0.250, SLG: 0.267	G5-3									3	0	0	0	1	1	3											
28 Aaron Cook, R OBP: 0.095, SLG: 0.095										2	0	0	0	0	1	2											
Jamey Carroll, R OBP: 0.396, SLG: 0.366										2	1	2	1	0	0	0											
Inning Stats	R: 1 E: 0 K: 1 S: 10	H: 1 LOB: 0 BB: 0 P: 12	R: 0 E: 0 K: 0 S: 13	H: 1 LOB: 0 BB: 0 P: 19	R: 0 E: 0 K: 1 S: 7	H: 0 LOB: 0 BB: 0 P: 12	R: 2 E: 0 K: 0 S: 17	H: 3 LOB: 2 BB: 1 P: 23	R: 2 E: 0 K: 0 S: 8	H: 3 LOB: 1 BB: 0 P: 9	R: 1 E: 0 K: 1 S: 10	H: 1 LOB: 0 BB: 0 P: 16	R: 2 E: 0 K: 2 S: 14	H: 2 LOB: 2 BB: 2 P: 24	R: 0 E: 0 K: 1 S: 7	H: 1 LOB: 0 BB: 0 P: 10	1B: 5 2B: 4 3B: 0 HR: 3	SF: 0 SAC: 0 DP: 1 HBP: 0	WP: 0 PA: 38 PB: 0 SB: 0 CS: 0								
PITCHER	IP	WLS	BF	H	R	ER	SO	BB	IBB	HBP	BLK	WP	HR	S	P	ERA	WHIP										
Josh Towers, R ERA: 8.52	5.0	L	24	8	5	5	2	0	1	0	0	0	0	75	75	9.00	1.600										
Francisco Del Rosario, R ERA: 1.5	1.0		4	1	1	1	1	0	0	0	0	0	1	10	16	9.00	1.000										
28 Shaun Marcum, R ERA: 14.73	1.0		7	2	2	2	2	1	1	0	0	0	0	14	24	18.00	3.000										
Pete Walker, R ERA: 4.34	1.0		3	1	0	0	1	0	0	0	0	0	0	7	10	0.00	1.000										

Batter	1	2	3	4	5	6	7	8	9	AB	R	H	RBI	BB	SO	LOB	TOP										
3 Reed Johnson, R OBP: 0.491, SLG: 0.407	1-2 F8			2-2 F9		1-2 P3			0-1 G6-3	4	0	0	0	0	0	1											
15 Alex Rios, R OBP: 0.376, SLG: 0.664	2-2 G4-3			2-0 G6-3		2-0 1B			0-1 2B	4	0	2	0	0	0	0											
10 Vernon Wells, R OBP: 0.387, SLG: 0.587	0-2 G1-3			1-2 G5-3			4-2 FC5-4 25 BB		1-3 K	3	0	0	0	1	1	1											
25 Troy Glaus, R OBP: 0.364, SLG: 0.579		1-3 K			4-2 G4-6-3 BB		4-2 FC5-4 BB		1-3 K	2	0	0	0	2	2	1											
Shea Hillenbrand, R OBP: 0.370, SLG: 0.496		1-1 F8			0-0 P5		2-0 FC5-4 L6-3			3	0	0	0	0	0	3											
Bengie Molina, R OBP: 0.314, SLG: 0.418 37 Scott Downs, L Justin Speier, R Scott Schoeneweis, L		1-0 F8			0-0 G4-6-3		0-2 L6-3			3	0	0	0	0	0	3											
2 Aaron Hill, R OBP: 0.257, SLG: 0.304			1-0 F7			1-1 6 1B 2B			0-1 G6-3	3	1	1	0	0	0	0											
6 John McDonald, R OBP: 0.263, SLG: 0.259 8 Russ Adams, L OBP: 0.317, SLG: 0.381			2-2 G5-3			2-2 2B 1B			3-2 G4-3	2	0	1	0	0	0	0											
48 Ty Taubenheim, R Eric Hinske, L Pete Walker, R 9 Gregg Zaun, S			1-3 K			0-0 15 1B 2B			1-2 G4-3	1	0	0	0	0	1	0											
Inning Stats	R: 0 E: 0 K: 0 S: 9	H: 0 LOB: 0 BB: 0 P: 12	R: 0 E: 0 K: 1 S: 6	H: 0 LOB: 0 BB: 0 P: 9	R: 0 E: 0 K: 1 S: 8	H: 0 LOB: 0 BB: 0 P: 12	R: 0 E: 0 K: 0 S: 9	H: 0 LOB: 0 BB: 0 P: 14	R: 0 E: 0 K: 0 S: 5	H: 4 LOB: 2 BB: 0 P: 18	R: 0 E: 0 K: 0 S: 10	H: 0 LOB: 1 BB: 2 P: 20	R: 0 E: 0 K: 0 S: 10	H: 0 LOB: 0 BB: 0 P: 14	R: 0 E: 0 K: 2 S: 10	H: 1 LOB: 1 BB: 0 P: 12	1B: 3 2B: 3 3B: 0 HR: 0	SF: 0 SAC: 0 DP: 2 HBP: 0	WP: 0 PA: 31 PB: 0 SB: 0 CS: 0								
PITCHER	IP	WLS	BF	H	R	ER	SO	BB	IBB	HBP	BLK	WP	HR	S	P	ERA	WHIP										
26 Jeff Francis, L ERA: 3.07	6.0	W	22	4	1	1	2	3	0	0	0	0	0	53	86	1.50	1.167										
David Cortes, R ERA: 1.13	1.0	H	2	0	0	0	0	0	0	0	0	0	0	6	8	0.00	0.000										
Jose Mesa, R ERA: 3.48	1.0		3	0	0	0	0	0	0	0	0	0	0	10	14	0.00	0.000										
40 Brian Fuentes, L ERA: 1.53	1.0		4	1	0	0	2	0	0	0	0	0	0	10	12	0.00	1.000										

Toronto Blue Jays @ Colorado Rockies
Coors Field, Denver, CO
Sat May 20 2006, 6:05 PM MDT
Att: 26,212 - Partly Cloudy - 81 F

AB 28
R 1
H 5
RBI 1
BB 3
SO 4
LOB 9



Batter	1	2	3	4	5	6	7	8	9	AB	R	H	RBI	BB	SO	LOB	BOTTOM										
18 Cory Sullivan, L OBP: 0.318, SLG: 0.453	0-1 P4	0-0 G3-1		2-1 F7		3-2 G4-6-3			0-1 E6 27 CS	5	0	0	0	0	0	3											
27 Garrett Atkins, R OBP: 0.384, SLG: 0.500	2-0 HR		2-1 P4		4-1 5 1B 11 3B BB		1-3 K		3-2 G5-3	4	2	1	1	1	1	1											
17 Todd Helton, L OBP: 0.431, SLG: 0.524	1-0 G4-3		4-2 11 G3 5 HBP BB		0-1 F8		0-1 11 BB 12 SF9 2B		2-3	3	1	1	0	1	0	1											
5 Matt Holliday, R OBP: 0.369, SLG: 0.643	0-1 1B		2-0 11 G3 HBP		3-2 11 3B 1B		4-0 12 SF9 11 BB 2B IBB			2	2	2	0	1	0	0											
11 Brad Hawpe, L OBP: 0.422, SLG: 0.625	1-2 K		3-2 G3		2-0 1-H 3-H 3B		4-0 2B BB			3	0	1	2	1	1	3											
12 Clint Barmes, R OBP: 0.236, SLG: 0.331		2-3 K	3-1 HBP		1-0 G4-3		0-1 SF9		2-3 3-H 2-2	2	0	0	1	0	1	1											
Jamey Carroll, R OBP: 0.400, SLG: 0.395		0-1 2B	1-3 K		1-2 G6-3		4-0 1-3 3-H 2-2 2B			4	0	2	1	0	1	4											
Danny Ardoin, R OBP: 0.240, SLG: 0.256		1-1 F9		0-0 F7		0-0 B2-3			2-2 F9	4	0	0	0	0	0	3											
26 Jeff Francis, L OBP: 0.261, SLG: 0.105 David Cortes, R Jose Mesa, R Eli Marrero, R 40 Brian Fuentes, L		4-2 BB		1-1 G4-3		1-1 18 G4-6-3 1B			2-3 K	2	0	1	0	1	0	0											
Inning Stats	R: 1 E: 0 K: 1 S: 9	H: 2 LOB: 1 BB: 0 P: 13	R: 0 E: 0 K: 1 S: 10	H: 1 LOB: 2 BB: 1 P: 17	R: 0 E: 0 K: 1 S: 11	H: 0 LOB: 3 BB: 1 P: 26	R: 0 E: 0 K: 0 S: 5	H: 0 LOB: 0 BB: 0 P: 8	R: 2 E: 0 K: 0 S: 12	H: 2 LOB: 1 BB: 1 P: 22	R: 0 E: 0 K: 0 S: 7	H: 1 LOB: 0 BB: 0 P: 11	R: 2 E: 0 K: 1 S: 11	H: 2 LOB: 2 BB: 2 P: 22	R: 0 E: 1 K: 1 S: 10	H: 0 LOB: 0 BB: 0 P: 15	1B: 3 2B: 3 3B: 1 HR: 1	SF: 1 SAC: 0 DP: 1 HBP: 2	WP: 0 PA: 38 PB: 0 SB: 0 CS: 1								
PITCHER	IP	WLS	BF	H	R	ER	SO	BB	IBB	HBP	BLK	WP	HR	S	P	ERA	WHIP										
48 Ty Taubenheim, R ERA: 5.4	5.0	L	25	5	3	3	3	3	0	2	0	0	0	10	15	0.00	0.750										
Pete Walker, R ERA: 4.05	1.1		4	1	0	0	1	0	0	0	0	0	0	4	12	27.00	6.000										
37 Scott Downs, L ERA: 5.5	0.1		4	1	1	1	0	1	1	0	0	0	0	4	12	27.00	6.000										
Justin Speier, R ERA: 1.76	0.2		3	1	1	1	1	0	0	0	0	0	0	9	13	13.50	1.500										
Scott Schoeneweis, L ERA: 8.92	0.2		2	0	0	0	0	0	0	0	0	0	0	5	8	0.00	0.000										

Toronto Blue Jays @ Colorado Rockies
Coors Field, Denver, CO
Sat May 20 2006, 6:05 PM MDT
Att: 26,212 - Partly Cloudy - 81 F

AB 30
R 5
H 8
RBI 5
BB 5
SO 5
LOB 16



Batter	1	2	3	4	5	6	7	8	9	AB	R	H	RBI	BB	SO	LOB	TOP							
Julio Lugo, R OBP: 0.284, SLG: 0.400 (1, 6)										5	1	3	1	0	1	1	Tampa Bay Devil Rays @ Toronto Blue Jays Rogers Centre, Toronto, ON Mon May 22 2006, 4:07 PM EDT Att: 22,563 - Roof Closed - 68 F							
13 Carl Crawford, L OBP: 0.326, SLG: 0.345 (1, 7) (7, 8)										4	0	2	0	0	0	2								
31 Jonny Gomes, R OBP: 0.400, SLG: 0.621 (1, 10)										4	0	0	1	0	0	3								
Aubrey Huff, L OBP: 0.270, SLG: 0.260 (8, PR)										4	0	1	0	0	0	2								
Tomas Perez, S OBP: 0.220, SLG: 0.274 (8, 5)										0	0	0	0	0	0	0								
Ty Wigginton, R OBP: 0.295, SLG: 0.475 (1, 4)										4	0	1	0	0	1	1								
Russell Branyan, L OBP: 0.235, SLG: 0.524 (1, 9)										4	1	1	1	0	2	2								
Travis Lee, L OBP: 0.338, SLG: 0.338 (8, PH)										3	0	0	0	0	1	0								
Toby Hall, R OBP: 0.312, SLG: 0.454 (8, 2)										1	0	0	0	0	0	2								
8 Josh Paul, R OBP: 0.333, SLG: 0.439 (8, 7)										4	2	2	1	0	1	0								
Joey Gathright, L OBP: 0.317, SLG: 0.220 (7, PH)										2	0	0	0	0	0	1								
14 Greg Norton, S OBP: 0.366, SLG: 0.541 (7, 7) (8, 3)										2	0	2	0	0	0	0								
Inning Stats	R: 1 E: 0 K: 0 S: 9	H: 2 LOB: 1 BB: 0 P: 15	R: 1 E: 1 K: 0 S: 13	H: 1 LOB: 0 BB: 0 P: 18	R: 0 E: 0 K: 0 S: 7	H: 1 LOB: 1 BB: 0 P: 11	R: 0 E: 0 K: 2 S: 9	H: 0 LOB: 0 BB: 0 P: 13	R: 1 E: 0 K: 0 S: 15	H: 1 LOB: 0 BB: 0 P: 20	R: 0 E: 0 K: 0 S: 9	H: 0 LOB: 0 BB: 0 P: 14	R: 1 E: 0 K: 1 S: 16	H: 3 LOB: 2 BB: 0 P: 24	R: 0 E: 0 K: 1 S: 15	H: 2 LOB: 2 BB: 0 P: 26	R: 0 E: 0 K: 2 S: 18	H: 2 LOB: 2 BB: 0 P: 26	1B: 8 2B: 3 3B: 0 HR: 2	SF: 1 SAC: 1 DP: 1 HBP: 0	WP: 1 PB: 0 CS: 1	PA: 39		
PITCHER	IP WLS BF H R ER SO BB IBB HBP BLK WP HR S P ERA WHIP	IP WLS BF H R ER SO BB IBB HBP BLK WP HR S P ERA WHIP	IP WLS BF H R ER SO BB IBB HBP BLK WP HR S P ERA WHIP	IP WLS BF H R ER SO BB IBB HBP BLK WP HR S P ERA WHIP	IP WLS BF H R ER SO BB IBB HBP BLK WP HR S P ERA WHIP	IP WLS BF H R ER SO BB IBB HBP BLK WP HR S P ERA WHIP	IP WLS BF H R ER SO BB IBB HBP BLK WP HR S P ERA WHIP	IP WLS BF H R ER SO BB IBB HBP BLK WP HR S P ERA WHIP	IP WLS BF H R ER SO BB IBB HBP BLK WP HR S P ERA WHIP	IP WLS BF H R ER SO BB IBB HBP BLK WP HR S P ERA WHIP	IP WLS BF H R ER SO BB IBB HBP BLK WP HR S P ERA WHIP	IP WLS BF H R ER SO BB IBB HBP BLK WP HR S P ERA WHIP	IP WLS BF H R ER SO BB IBB HBP BLK WP HR S P ERA WHIP	IP WLS BF H R ER SO BB IBB HBP BLK WP HR S P ERA WHIP	IP WLS BF H R ER SO BB IBB HBP BLK WP HR S P ERA WHIP	IP WLS BF H R ER SO BB IBB HBP BLK WP HR S P ERA WHIP	IP WLS BF H R ER SO BB IBB HBP BLK WP HR S P ERA WHIP	IP WLS BF H R ER SO BB IBB HBP BLK WP HR S P ERA WHIP	IP WLS BF H R ER SO BB IBB HBP BLK WP HR S P ERA WHIP	IP WLS BF H R ER SO BB IBB HBP BLK WP HR S P ERA WHIP	IP WLS BF H R ER SO BB IBB HBP BLK WP HR S P ERA WHIP	IP WLS BF H R ER SO BB IBB HBP BLK WP HR S P ERA WHIP	IP WLS BF H R ER SO BB IBB HBP BLK WP HR S P ERA WHIP	IP WLS BF H R ER SO BB IBB HBP BLK WP HR S P ERA WHIP

Batter	1	2	3	4	5	6	7	8	9	AB	R	H	RBI	BB	SO	LOB	BOTTOM							
15 Alex Rios, R OBP: 0.374, SLG: 0.667 (1, 8) (7, 9)										4	1	1	0	0	2	1	Tampa Bay Devil Rays @ Toronto Blue Jays Rogers Centre, Toronto, ON Mon May 22 2006, 4:07 PM EDT Att: 22,563 - Roof Closed - 68 F							
Frank Catalanotto, L OBP: 0.444, SLG: 0.490 (1, 7)										2	1	1	0	1	0	0								
3 Reed Johnson, R OBP: 0.449, SLG: 0.398 (8, 7)										0	1	0	0	1	0	0								
17 Lyle Overbay, L OBP: 0.374, SLG: 0.455 (1, 3)										4	1	2	1	0	0	2								
25 Troy Glaus, R OBP: 0.365, SLG: 0.583 (1, 5)										2	1	1	2	1	0	0								
9 Gregg Zaun, S OBP: 0.377, SLG: 0.683 (1, 10)										2	0	0	2	0	0	0								
Bengie Molina, R OBP: 0.303, SLG: 0.404 (1, 2)										4	0	0	0	0	0	3								
Eric Hinske, L OBP: 0.348, SLG: 0.433 (1, 9)										3	1	1	1	0	0	1								
6 John McDonald, R OBP: 0.259, SLG: 0.255 (7, 6)										0	0	0	0	0	0	0								
8 Russ Adams, L OBP: 0.311, SLG: 0.370 (1, 6)										2	0	0	0	0	0	0								
10 Vernon Wells, R OBP: 0.382, SLG: 0.576 (7, 8)										1	0	0	0	0	0	0								
2 Aaron Hill, R OBP: 0.265, SLG: 0.306 (1, 4)										3	0	1	0	0	0	0								
Inning Stats	R: 2 E: 0 K: 0 S: 10	H: 2 LOB: 1 BB: 1 P: 20	R: 1 E: 0 K: 1 S: 12	H: 2 LOB: 1 BB: 0 P: 17	R: 2 E: 0 K: 0 S: 15	H: 2 LOB: 1 BB: 0 P: 25	R: 0 E: 0 K: 0 S: 8	H: 0 LOB: 0 BB: 0 P: 14	R: 0 E: 0 K: 0 S: 10	H: 0 LOB: 0 BB: 0 P: 10	R: 0 E: 0 K: 1 S: 6	H: 0 LOB: 0 BB: 0 P: 10	R: 1 E: 0 K: 0 S: 7	H: 1 LOB: 1 BB: 2 P: 17	R: 0 E: 0 K: 1 S: 7	H: 1 LOB: 1 BB: 2 P: 17	R: 1 E: 0 K: 0 S: 7	H: 1 LOB: 1 BB: 2 P: 17	1B: 4 2B: 1 3B: 0 HR: 2	SF: 2 SAC: 0 DP: 2 HBP: 1	WP: 1 PB: 0 CS: 0	PA: 33		
PITCHER	IP WLS BF H R ER SO BB IBB HBP BLK WP HR S P ERA WHIP	IP WLS BF H R ER SO BB IBB HBP BLK WP HR S P ERA WHIP	IP WLS BF H R ER SO BB IBB HBP BLK WP HR S P ERA WHIP	IP WLS BF H R ER SO BB IBB HBP BLK WP HR S P ERA WHIP	IP WLS BF H R ER SO BB IBB HBP BLK WP HR S P ERA WHIP	IP WLS BF H R ER SO BB IBB HBP BLK WP HR S P ERA WHIP	IP WLS BF H R ER SO BB IBB HBP BLK WP HR S P ERA WHIP	IP WLS BF H R ER SO BB IBB HBP BLK WP HR S P ERA WHIP	IP WLS BF H R ER SO BB IBB HBP BLK WP HR S P ERA WHIP	IP WLS BF H R ER SO BB IBB HBP BLK WP HR S P ERA WHIP	IP WLS BF H R ER SO BB IBB HBP BLK WP HR S P ERA WHIP	IP WLS BF H R ER SO BB IBB HBP BLK WP HR S P ERA WHIP	IP WLS BF H R ER SO BB IBB HBP BLK WP HR S P ERA WHIP	IP WLS BF H R ER SO BB IBB HBP BLK WP HR S P ERA WHIP	IP WLS BF H R ER SO BB IBB HBP BLK WP HR S P ERA WHIP	IP WLS BF H R ER SO BB IBB HBP BLK WP HR S P ERA WHIP	IP WLS BF H R ER SO BB IBB HBP BLK WP HR S P ERA WHIP	IP WLS BF H R ER SO BB IBB HBP BLK WP HR S P ERA WHIP	IP WLS BF H R ER SO BB IBB HBP BLK WP HR S P ERA WHIP	IP WLS BF H R ER SO BB IBB HBP BLK WP HR S P ERA WHIP	IP WLS BF H R ER SO BB IBB HBP BLK WP HR S P ERA WHIP	IP WLS BF H R ER SO BB IBB HBP BLK WP HR S P ERA WHIP	IP WLS BF H R ER SO BB IBB HBP BLK WP HR S P ERA WHIP	IP WLS BF H R ER SO BB IBB HBP BLK WP HR S P ERA WHIP



Batter	1	2	3	4	5	6	7	8	9	AB	R	H	RBI	BB	SO	LOB	TOP										
Julio Lugo, R OBP: 0.282, SLG: 0.391 (1, 6)										4	0	1	0	0	0	1	Tampa Bay Devil Rays @ Toronto Blue Jays Rogers Centre, Toronto, ON Tue May 23 2006, 7:07 PM EDT Att: 34,594 - Roof Closed - 68 F livebaseballscorecards.com										
13 Carl Crawford, L OBP: 0.324, SLG: 0.343 (1, 7)										4	0	1	0	0	1	1											
31 Jonny Gomes, R OBP: 0.397, SLG: 0.611 (1, 9)										4	0	1	0	0	2	3											
Aubrey Huff, L OBP: 0.258, SLG: 0.247 (1, 5)										4	0	0	0	0	2	2											
Ty Wigginton, R OBP: 0.301, SLG: 0.485 (1, 4)										3	1	2	0	0	0	0											
Toby Hall, R OBP: 0.312, SLG: 0.451 (1, 2)										3	0	1	0	0	0	1											
14 Greg Norton, S OBP: 0.341, SLG: 0.500 (1, 10)										3	0	0	1	0	1	1											
Travis Lee, L OBP: 0.262, SLG: 0.331 (1, 3)										3	0	0	0	0	2	1											
Damon Hollins, R OBP: 0.276, SLG: 0.443 (1, 8)										3	0	1	0	0	0	0											
Inning Stats	R: 0 E: 1 K: 3 S: 15	H: 1 LOB: 1 BB: 0 P: 23	R: 1 E: 0 K: 1 S: 11	H: 2 LOB: 0 BB: 0 P: 15	R: 0 E: 0 K: 0 S: 3	H: 0 LOB: 0 BB: 0 P: 6	R: 0 E: 0 K: 1 S: 10	H: 0 LOB: 0 BB: 0 P: 15	R: 0 E: 0 K: 2 S: 10	H: 0 LOB: 1 BB: 0 P: 14	R: 0 E: 0 K: 0 S: 6	H: 2 LOB: 1 BB: 0 P: 10	R: 0 E: 0 K: 0 S: 6	H: 1 LOB: 0 BB: 0 P: 7	R: 0 E: 0 K: 0 S: 6	H: 0 LOB: 0 BB: 0 P: 10	R: 0 E: 0 K: 1 S: 9	H: 1 LOB: 1 BB: 0 P: 16	1B: 6 2B: 1 3B: 0 HR: 0	SF: 0 SAC: 0 DP: 2 HBP: 0	WP: 0 PB: 0 SB: 1 CS: 1	PA: 31					
PITCHER	IP	WLS	BF	H	R	ER	SO	BB	IBB	HBP	BLK	WP	HR	S	P	ERA	WHIP										
32 Roy Halladay, R ERA: 2.77 52 B.J. Ryan, L ERA: 0.42	(1, 1)	8.2	W	30	7	1	1	7	0	0	0	0	0	73	110	1.04	0.808										

Batter	1	2	3	4	5	6	7	8	9	AB	R	H	RBI	BB	SO	LOB	BOTTOM										
3 Reed Johnson, R OBP: 0.459, SLG: 0.413 (1, 7)										4	1	3	0	0	0	0	Tampa Bay Devil Rays @ Toronto Blue Jays Rogers Centre, Toronto, ON Tue May 23 2006, 7:07 PM EDT Att: 34,594 - Roof Closed - 68 F livebaseballscorecards.com										
15 Alex Rice, R OBP: 0.377, SLG: 0.660 (1, 9)										3	0	1	1	1	0	2											
10 Vernon Wells, R OBP: 0.379, SLG: 0.571 (1, 8)										3	1	1	1	0	0	2											
25 Troy Glaus, R OBP: 0.368, SLG: 0.584 (1, 5)										3	0	1	1	1	1	2											
Shea Hillenbrand, R OBP: 0.367, SLG: 0.511 (1, 3)										4	1	1	1	0	2	2											
Bengie Molina, R OBP: 0.310, SLG: 0.407 (1, 10)										4	0	2	0	0	1	0											
9 Gregg Zaun, S OBP: 0.384, SLG: 0.682 (1, 2)										3	0	1	0	1	0	1											
2 Aaron Hill, R OBP: 0.259, SLG: 0.299 (1, 4)										3	0	0	0	0	0	4											
6 John McDonald, R OBP: 0.262, SLG: 0.259 (1, 6)										3	1	1	0	0	0	1											
Inning Stats	R: 0 E: 0 K: 1 S: 14	H: 1 LOB: 1 BB: 0 P: 25	R: 1 E: 0 K: 0 S: 11	H: 2 LOB: 1 BB: 0 P: 16	R: 1 E: 0 K: 1 S: 8	H: 3 LOB: 1 BB: 0 P: 12	R: 0 E: 0 K: 0 S: 9	H: 1 LOB: 0 BB: 0 P: 14	R: 0 E: 0 K: 0 S: 10	H: 0 LOB: 1 BB: 1 P: 15	R: 0 E: 0 K: 1 S: 12	H: 1 LOB: 2 BB: 2 P: 24	R: 2 E: 0 K: 0 S: 9	H: 3 LOB: 0 BB: 0 P: 16	R: 0 E: 0 K: 1 S: 11	H: 0 LOB: 0 BB: 0 P: 12	1B: 8 2B: 2 3B: 0 HR: 1	SF: 1 SAC: 0 DP: 3 HBP: 0	WP: 0 PB: 0 SB: 0 CS: 1	PA: 34							
PITCHER	IP	WLS	BF	H	R	ER	SO	BB	IBB	HBP	BLK	WP	HR	S	P	ERA	WHIP										
Mark Hendrickson, L ERA: 3.5 Travis Harper, R ERA: 5.94 22 Shawn Camp, R ERA: 2.95 Chad Harville, R ERA: 6.75	(1, 1)	6.0	L	26	8	2	2	3	3	0	0	0	0	4	7	-	-										

Batter	1	2	3	4	5	6	7	8	9	AB	R	H	RBI	BB	SO	LOB	TOP										
22 Scott Podsednik, L (1, 7) OBP: 0.370, SLG: 0.408	0-3 K		2-3 K		2-1 G6-3		2-2 1B			4	0	1	0	0	2	0	Chicago White Sox @ Toronto Blue Jays Rogers Centre, Toronto, ON Fri May 26 2006, 7:07 PM EDT Att: 22,729 - Roof Closed - 68 F										
Tadahito Iguchi, R (1, 4) OBP: 0.395, SLG: 0.443	0-0 F9		1-3 K			0-2 F8	1-3 K			4	0	0	0	0	2	2											
25 Jim Thome, L (1, 10) OBP: 0.436, SLG: 0.673	0-0 F7		2-0 1B			2-3 K	0-0 G3			4	0	1	0	0	1	2											
14 Paul Konerko, R (1, 3) OBP: 0.399, SLG: 0.615		3-1 HR	1-3 K			1-1 HR		1-3 K		4	2	2	2	0	2	1											
23 Jermaine Dye, R (1, 9) OBP: 0.399, SLG: 0.607		4-2 12 FC4 BB		1-3 K		4-0 12 1B BB		0-1 G3-1		2	0	0	0	2	1	0											
12 A.J. Pierzynski, L (1, 2) OBP: 0.381, SLG: 0.444		0-2 FC4 5 F9 24 BB 1-2		0-0 F7		0-1 1B		3-2 L7		4	0	1	0	0	0	1											
24 Joe Crede, R (1, 5) OBP: 0.328, SLG: 0.494		4-1 1-2 BB		1-2 L5		0-0 G6-3				3	0	0	0	1	0	2											
5 Juan Uribe, R (1, 6) OBP: 0.233, SLG: 0.314		1-0 F9			3-2 G5-3		3-2 P6		0-1 G4-3	3	0	0	0	0	0	2											
8 Alex Cintron, S (9, PH) OBP: 0.297, SLG: 0.324		2-3 F9							0-1 G4-3	1	0	0	0	0	0	0											
32 Brian Anderson, R (1, 8) OBP: 0.270, SLG: 0.298		0-0 F8			1-3 K		4-2 22 1B BB		0-1 G4-3	2	0	0	0	1	1	2											
Rob Mackowiak, L (9, PH) OBP: 0.360, SLG: 0.375										1	0	0	0	0	0	0											
Inning Stats	R: 0 E: 0 K: 1 S: 6	H: 0 LOB: 0 BB: 0 P: 6	R: 1 E: 0 K: 0 S: 11	H: 1 LOB: 2 BB: 23	R: 0 E: 0 K: 3 S: 11	H: 1 LOB: 1 BB: 0 P: 17	R: 0 E: 0 K: 1 S: 7	H: 0 LOB: 0 BB: 0 P: 9	R: 0 E: 0 K: 1 S: 12	H: 0 LOB: 0 BB: 0 P: 18	R: 1 E: 0 K: 1 S: 11	H: 2 LOB: 2 BB: 1 P: 18	R: 0 E: 0 K: 1 S: 14	H: 1 LOB: 2 BB: 1 P: 24	R: 0 E: 0 K: 1 S: 8	H: 0 LOB: 0 BB: 0 P: 12	R: 0 E: 0 K: 0 S: 6	H: 0 LOB: 0 BB: 0 P: 6	1B: 3 2B: 0 3B: 0 HR: 2	SF: 0 SAC: 0 DP: 0 HBP: 0	WP: 0 PB: 0 SB: 0 CS: 0	PA: 36					
PITCHER	IP	WLS	BF	H	R	ER	SO	BB	IBB	HBP	BLK	WP	HR	S	P	ERA	WHIP										
Ted Lilly, L (1, 1) ERA: 4.0	6.1	W	28	5	2	2	7	4	0	0	0	0	2	68	110	2.84	1.421										
Justin Speier, R (7, 1) ERA: 2.6	0.1	H	1	0	0	0	1	0	0	0	0	0	0	3	4	0.00	0.000										
Scott Schoeneweis, L (7, 1) ERA: 7.71	0.1	H	1	0	0	0	0	0	0	0	0	0	0	1	1	0.00	0.000										
Pete Walker, R (8, 1) ERA: 3.68	2.0		6	0	0	0	1	0	0	0	0	0	0	14	18	0.00	0.000										

Batter	1	2	3	4	5	6	7	8	9	AB	R	H	RBI	BB	SO	LOB	BOTTOM										
15 Alex Rios, R (1, 9) OBP: 0.390, SLG: 0.679	1-0 HR		2-2 F8 10 HR 1B	0-1 1B		0-1 F9	0-3 K			5	2	3	1	0	1	3	Chicago White Sox @ Toronto Blue Jays Rogers Centre, Toronto, ON Fri May 26 2006, 7:07 PM EDT Att: 22,729 - Roof Closed - 68 F										
Frank Catalanotto, L (1, 7) OBP: 0.438, SLG: 0.461	0-2 25 E 25 1B		0-1 F8	1-0 L8		0-1 G5-3		1-0 HR		3	0	1	0	0	0	3											
3 Reed Johnson, R (6, PH) OBP: 0.449, SLG: 0.434			1-3 1B							2	1	1	1	0	0	1											
10 Vernon Wells, R (1, 8) OBP: 0.371, SLG: 0.568	1-2 F7		1-1 HR		1-1 L5	1-2 F9		3-3 K		5	1	1	2	0	1	2											
25 Troy Glaus, R (1, 6) OBP: 0.369, SLG: 0.595	2-2 E7 17 S 1B		2-3 K		0-0 HR		4-2 17 1B 2B	1-2 F9		4	2	2	1	1	1	0											
17 Lyle Overbay, L (1, 3) OBP: 0.375, SLG: 0.457	3-3 K		1-2 1B		2-1 S 1B	2B	2-0 2B 2 SF8	1-1 G1-3		5	2	3	0	0	1	2											
Shea Hillenbrand, R (1, 5) OBP: 0.371, SLG: 0.541	1-3 K		1-1 L6		2-2 P4		3-1 2 SF8 1-3 2H 2B			4	0	1	1	0	1	4											
6 John McDonald, R (8, 6) OBP: 0.289, SLG: 0.259					2-3 1B					0	0	0	0	0	0	0											
Bengie Molina, R (1, 2) OBP: 0.306, SLG: 0.397		2-2 G4-3		2-2 F7	1-2 1B		1-1 G5-3			4	0	1	1	0	0	2											
Eric Hinske, L (1, 10) OBP: 0.343, SLG: 0.413		0-1 G4-3		0-3 K	3H 1-2 F8		4-0 IBB			3	0	0	0	1	1	1											
2 Aaron Hill, R (1, 4) OBP: 0.283, SLG: 0.346		2-1 G6-3		0-1 15 1B		0-0 15 F9 2B	0-1 SF8			3	0	2	1	0	0	0											
Inning Stats	R: 1 E: 1 K: 2 S: 19	H: 3 LOB: 2 BB: 0 P: 27	R: 0 E: 0 K: 0 S: 7	H: 0 LOB: 0 BB: 0 P: 11	R: 2 E: 0 K: 1 S: 15	H: 3 LOB: 1 BB: 0 P: 22	R: 0 E: 0 K: 1 S: 12	H: 2 LOB: 2 BB: 0 P: 15	R: 2 E: 0 K: 0 S: 16	H: 3 LOB: 1 BB: 0 P: 23	R: 0 E: 0 K: 0 S: 8	H: 1 LOB: 1 BB: 0 P: 9	R: 2 E: 0 K: 1 S: 15	H: 2 LOB: 2 BB: 2 P: 29	R: 1 E: 0 K: 1 S: 11	H: 1 LOB: 0 BB: 0 P: 17	1B: 8 2B: 3 3B: 0 HR: 4	SF: 1 SAC: 0 DP: 0 HBP: 0	WP: 0 PB: 0 SB: 3 CS: 0	PA: 41							
PITCHER	IP	WLS	BF	H	R	ER	SO	BB	IBB	HBP	BLK	WP	HR	S	P	ERA	WHIP										
Freddy Garcia, R (1, 1) ERA: 4.31	5.1	L	28	12	5	5	4	0	0	0	0	0	3	72	101	8.44	2.250										
Neal Cotts, L (6, 1) ERA: 3.2	0.2		2	0	0	0	0	0	0	0	0	0	0	5	6	0.00	0.000										
Cliff Politte, R (7, 1) ERA: 7.0	2.0		11	3	3	3	2	1	1	0	0	0	1	26	46	13.50	2.000										



Batter	1	2	3	4	5	6	7	8	9	10	11	AB	R	H	RBI	BB	SO	LOB	TOP						
22 Scott Podsednik, L OBP: 0.369, SLG: 0.401 (1, 7)	G4-3	FC6-4 BB			G6-3		K		FC1-5		1B	5	0	1	1	1	1	2							
Tadahito Iguchi, R OBP: 0.354, SLG: 0.439 (1, 4)	1B	FC6-4			G6-3		K		K		1B	6	0	2	0	0	2	5							
25 Jim Thome, L OBP: 0.424, SLG: 0.649 (1, 10)	K				G5-3		G3		K		F7	6	0	0	0	0	3	5							
14 Paul Konerko, R OBP: 0.389, SLG: 0.603 (1, 3)	K				G6-3																				
23 Jermaine Dye, R OBP: 0.392, SLG: 0.591 (1, 9)		G6-3			G6-3																				
12 A.J. Pierzynski, L OBP: 0.351, SLG: 0.443 (1, 2)		5 1B 22 BB			G3																				
24 Joe Crede, R OBP: 0.335, SLG: 0.503 (1, 5)		F9			F9																				
Rob Mackowiak, L OBP: 0.369, SLG: 0.378 (1, 8)																									
38 Pablo Ozuna, R OBP: 0.460, SLG: 0.600 (9, PH)		22 BB 5 1B																							
32 Brian Anderson, R OBP: 0.276, SLG: 0.305 (9, 8)		BB																							
5 Juan Uribe, R OBP: 0.239, SLG: 0.317 (1, 6)		22 BB 1-2 2-3			G1-3																				
Inning Stats	R: 0 E: 0 K: 2 S: 16	H: 1 LOB: 1 BB: 0 P: 24	R: 1 E: 0 K: 0 S: 17	H: 2 LOB: 3 BB: 2 P: 34	R: 0 E: 0 K: 1 S: 8	H: 0 LOB: 0 BB: 0 P: 14	R: 0 E: 0 K: 0 S: 5	H: 1 LOB: 1 BB: 0 P: 6	R: 0 E: 0 K: 0 S: 6	H: 3 LOB: 3 BB: 0 P: 20	R: 0 E: 0 K: 2 S: 9	H: 0 LOB: 0 BB: 0 P: 14	R: 0 E: 0 K: 0 S: 7	H: 0 LOB: 0 BB: 0 P: 10	R: 1 E: 1 K: 2 S: 13	H: 2 LOB: 2 BB: 0 P: 17	R: 0 E: 0 K: 2 S: 10	H: 2 LOB: 2 BB: 0 P: 15	R: 0 E: 0 K: 0 S: 11	H: 3 LOB: 2 BB: 0 P: 14	1B: 13 2B: 1 3B: 0 HR: 0	SF: 0 SAC: 1 DP: 1 HBP: 0	WP: 0 PB: 0 SB: 0 CS: 0	PA: 48	
PITCHER	IP ERA WLS BF H R ER SO BB IBB HBP BLK WP HR S P ERA WHIP	5.1 3.25 1.2 5 0 0 0 3 0 0 0 0 0 0 14 19 0.00 0.000	44 Casey Janssen, R ERA: 3.25 (1, 1)	37 Scott Downs, L ERA: 4.13 (6, 1)	Justin Speier, R ERA: 2.45 (8, 1)	52 B.J. Ryan, L ERA: 0.77 (9, 1)	54 Jason Frasor, R ERA: 7.16 (11, 1)	PITCHER	IP ERA WLS BF H R ER SO BB IBB HBP BLK WP HR S P ERA WHIP	0.1 7.83 0.1 3 2 0 0 0 0 0 0 0 0 0 5 6 0.00 1.500	Scott Schoeneweis, L ERA: 7.83 (11, 1)														

Chicago White Sox @ Toronto Blue Jays
Rogers Centre, Toronto, ON
Sat May 27 2006, 4:07 PM EDT
Att. 30,063 - Sunny - 73 F

livebaseballscorecards.com

AB 45
R 2
H 14
RBI 2
BB 2
SO 10
LOB 24





Batter	1	2	3	4	5	6	7	8	9	10	11	AB	R	H	RBI	BB	SO	LOB	BOTTOM						
15 Alex Rios, R OBP: 0.390, SLG: 0.669 (1, 9)	G5-4-3 1B		P3		G5-3			P4				4	0	1	0	1	0	2							
Frank Catalanotto, L OBP: 0.433, SLG: 0.461 (1, 7)	F9		G6-3					F7				4	0	1	1	0	0	1							
3 Reed Johnson, R OBP: 0.444, SLG: 0.430 (8, PR)								2B				1	0	0	0	0	0	1							
10 Vernon Wells, R OBP: 0.367, SLG: 0.556 (1, 8)	G5-4-3				F9			F8				4	0	0	0	1	1	2							
25 Troy Glaus, R OBP: 0.365, SLG: 0.583 (1, 5)		1B 17 9 FC4-6 G6-3			G5-3			K				5	1	1	0	0	1	3							
17 Lyle Overbay, L OBP: 0.373, SLG: 0.461 (1, 3)		G6-3										3	0	1	0	1	1	1							
Eric Hinske, L OBP: 0.352, SLG: 0.413 (9, PR)												0	0	0	0	1	0	0							
Shea Hillenbrand, R OBP: 0.372, SLG: 0.556 (1, 10)		9 FC4-6 1B			F7							5	1	2	1	0	0	2							
9 Gregg Zaun, S OBP: 0.385, SLG: 0.657 (1, 2)		FC4-6										4	0	1	1	0	0	2							
2 Aaron Hill, R OBP: 0.288, SLG: 0.346 (1, 4)		F9										3	1	1	0	1	1	2							
6 John McDonald, R OBP: 0.273, SLG: 0.258 (1, 6)												2	0	1	0	0	0	0							
Luis Figueroa, S ERA: 6.75 (9, 6)					G5-3							1	0	0	0	0	1	2							
Inning Stats	R: 0 E: 0 K: 0 S: 10	H: 1 LOB: 0 BB: 0 P: 17	R: 1 E: 0 K: 0 S: 12	H: 2 LOB: 1 BB: 0 P: 21	R: 0 E: 0 K: 0 S: 8	H: 0 LOB: 0 BB: 0 P: 13	R: 0 E: 0 K: 0 S: 7	H: 0 LOB: 1 BB: 1 P: 16	R: 0 E: 0 K: 1 S: 13	H: 2 LOB: 1 BB: 0 P: 20	R: 0 E: 0 K: 1 S: 9	H: 0 LOB: 0 BB: 0 P: 16	R: 1 E: 1 K: 0 S: 17	H: 2 LOB: 2 BB: 1 P: 30	R: 0 E: 0 K: 1 S: 12	H: 1 LOB: 1 BB: 1 P: 18	R: 0 E: 0 K: 1 S: 9	H: 0 LOB: 1 BB: 1 P: 15	R: 1 E: 0 K: 0 S: 6	H: 1 LOB: 0 BB: 1 P: 12	1B: 6 2B: 3 3B: 0 HR: 1	SF: 0 SAC: 1 DP: 2 HBP: 0	WP: 0 PB: 0 SB: 0 CS: 2	PA: 42	
PITCHER	IP ERA WLS BF H R ER SO BB IBB HBP BLK WP HR S P ERA WHIP	7.0 1.83 1.0 6 2 1 1 0 1 0 0 0 0 0 17 30 1.29 3.000	52 Jose Contreras, R ERA: 1.83 (1, 1)	Brandon McCarthy, R ERA: 1.19 (8, 1)	37 Matt Thornton, L ERA: 3.68 (9, 1)	Jeff Nelson, R ERA: 6.75 (10, 1)	PITCHER	IP ERA WLS BF H R ER SO BB IBB HBP BLK WP HR S P ERA WHIP	6.5 11.1 0.1 25 2 0 0 0 1 0 0 0 0 0 1 12 19 9.00 2.000	Scott Schoeneweis, L ERA: 7.83 (11, 1)															

Chicago White Sox @ Toronto Blue Jays
Rogers Centre, Toronto, ON
Sat May 27 2006, 4:07 PM EDT
Att. 30,063 - Sunny - 73 F

livebaseballscorecards.com


AB 36
R 3
H 9
RBI 3
BB 5
SO 5
LOB 18



Batter	1	2	3	4	5	6	7	8	9	AB	R	H	RBI	BB	SO	LOB	TOP					
22 Scott Podsednik, L (1, 7) OBP: 0.375, SLG: 0.416 32 Brian Anderson, R (9, 8) OBP: 0.276, SLG: 0.305	2-2 8 SF7 3B	4-1 25 BB 14 E 8 1B BB	1-2 2-3	1-2 25 CS 1B	2-3 K	2-1 G6-3				4 2 2 0 1 1 1 0 0 0 0 0 0 0												
8 Alex Cintron, S (1, 4) OBP: 0.263, SLG: 0.321	0-0 SF7	2-2 25 BB 1B	1-2 2-3 3-H	0-1 F8	0-0 F9				1-1 E5 14 S BB	4 0 1 2 0 0 2												
25 Jim Thome, L (1, 10) OBP: 0.428, SLG: 0.643	1-1 23 1B 1B	4-1 14 G4-3 BB	1-2 2-3 3-H	4-0 1B	2-2 G4-3				3-2 F9	3 0 1 1 2 0 2												
14 Paul Konerko, R (1, 3) OBP: 0.380, SLG: 0.587	1-3 K	1-2 G4-3	1-2	1-3 K					0-3 F9	5 0 0 0 0 3 5												
23 Jermaine Dye, R (1, 9) OBP: 0.405, SLG: 0.626	1-2 1B		1-0 24 1B 2B		3-1 HR				4-2 BB	4 2 3 1 1 0 0												
12 A.J. Pierzynski, L (1, 2) OBP: 0.376, SLG: 0.435	1-1 G4-3		3-2 P5		0-1 G3				1-2 G5-3	5 0 1 0 0 0 5												
24 Joe Crede, R (1, 5) OBP: 0.339, SLG: 0.500		4-1 FC1-5 BB	0-0 1B		0-0 P3				0-0 F8	3 0 1 1 1 0 0							AB 35					
Rob Mackowiak, L (1, 8) OBP: 0.374, SLG: 0.409		4-1 22 BB 8 1B 5 FC1-5 BB	1-3 K		2-2 F7				1-2 HR	3 2 1 1 1 1 1							R 7 H 11 RBI 6 BB 6 SO 6 LOB 19					
5 Juan Uribe, R (1, 6) OBP: 0.239, SLG: 0.315		1-0 FC1-5 8 1B 25 BB BB	2-3 K		1-2 1B				0-0 F9	4 1 1 0 0 1 3												
Inning Stats	R: 1 E: 0 K: 1 S: 13	H: 3 LOB: 2 BB: 0 P: 20	R: 3 E: 0 K: 0 S: 12	H: 1 LOB: 1 BB: 4 P: 32	R: 1 E: 0 K: 2 S: 11	H: 2 LOB: 1 BB: 0 P: 18	R: 0 E: 0 K: 1 S: 9	H: 1 LOB: 1 BB: 1 P: 15	R: 1 E: 0 K: 0 S: 8	H: 1 LOB: 0 BB: 0 P: 13	R: 0 E: 0 K: 1 S: 10	H: 1 LOB: 1 BB: 0 P: 15	R: 0 E: 0 K: 0 S: 6	H: 1 LOB: 0 BB: 0 P: 10	R: 1 E: 0 K: 0 S: 7	H: 1 LOB: 0 BB: 0 P: 10	R: 0 E: 1 K: 1 S: 15	H: 0 LOB: 2 BB: 1 P: 24	1B: 7 2B: 1 3B: 1 HR: 2	SF: 1 SAC: 0 DP: 1 HBP: 0	WP: 0 PB: 0 SB: 1 CS: 1	PA: 42
PITCHER	IP WLS BF H R ER SO BB IBB HBP BLK WP HR S P ERA WHIP																					
48 Ty Taubenheim, R (1, 1) ERA: 7.56	2.1 L 16 6 5 4 1 4 0 0 0 0 0 0 30 61 15.43 4.286																					
56 Brian Tallet, L (3, 1) ERA: 6.75	3.2 14 3 1 1 4 1 0 0 0 0 0 1 33 52 2.46 1.091																					
Francisco Del Rosario, R (7, 1) ERA: 2.45	1.2 6 2 1 1 0 0 0 0 0 0 0 1 11 16 5.40 1.200																					
Scott Schoeneweis, L (8, 1) ERA: 7.2	0.2 3 0 0 0 0 0 0 0 0 0 0 0 8 14 0.00 0.000																					
54 Jason Frasor, R (9, 1) ERA: 6.88	0.2 3 0 0 0 1 1 0 0 0 0 0 0 9 14 0.00 1.500																					

Chicago White Sox @ Toronto Blue Jays
Rogers Centre, Toronto, ON
Sun May 28 2006, 1:07 PM EDT
Att: 35,277 - Partly Cloudy - 72 F

livebaseballscorecards.com

Batter	1	2	3	4	5	6	7	8	9	AB	R	H	RBI	BB	SO	LOB	BOTTOM					
15 Alex Rios, R (1, 9) OBP: 0.380, SLG: 0.649	1-0 G6-3		1-1 F8			0-3 K	2-3 K		1-2 G5-3	5 0 0 0 0 2 1												
Frank Catalanotto, L (1, 7) OBP: 0.435, SLG: 0.477	3-2 25 CS 10 BB HBP		1-2 F7			0-0 25 HR 1B	1-1 G6-3			3 1 1 1 0 0 0												
10 Vernon Wells, R (1, 8) OBP: 0.369, SLG: 0.557	4-2 SAFE SAFE 1-2 BB			1-2 2B		0-0 P4	3-H E7			3 0 1 0 1 0 1												
25 Troy Glaus, R (1, 5) OBP: 0.363, SLG: 0.593	3-3 K			2-2 F9		0-1 HR	2-1 G5-3			4 1 1 2 0 1 4												
17 Lyle Overbay, L (1, 3) OBP: 0.385, SLG: 0.500		3-2 HR		1-1 P6		1-1 HR		4-2 G3-6-1 BB		3 2 2 2 1 0 1												
Shes Hillenbrand, R (1, 10) OBP: 0.369, SLG: 0.545		0-1 F8		0-1 G1-3		4-2 9 1B BB		0-2 G3-6-1		3 0 0 0 1 0 2												
9 Gregg Zaun, S (1, 2) OBP: 0.378, SLG: 0.635		1-0 F7			0-1 F8	0-0 1B		1-1 G1-3		4 0 1 0 0 0 0							AB 33 R 5 H 7 RBI 5 BB 3 SO 5 LOB 11					
2 Aaron Hill, R (1, 4) OBP: 0.282, SLG: 0.338		0-1 G6-3			1-0 F7	2-3 K		2-2 G4-3		4 0 0 0 0 1 2												
Luis Figueroa, S (1, 6) OBP: 0.250, SLG: 0.500 Eric Hinske, L (9, PH) OBP: 0.347, SLG: 0.406			0-0 G6-3		1-3 K		0-0 15 WP G6-3 2B		0-0 G3-1	3 1 1 0 0 1 0 1 0 0 0 0 0 0												
Inning Stats	R: 0 E: 0 K: 1 S: 18	H: 0 LOB: 2 BB: 1 P: 29	R: 1 E: 0 K: 0 S: 9	H: 1 LOB: 0 BB: 0 P: 13	R: 0 E: 0 K: 0 S: 7	H: 0 LOB: 0 BB: 0 P: 9	R: 0 E: 0 K: 0 S: 11	H: 1 LOB: 1 BB: 0 P: 15	R: 0 E: 0 K: 1 S: 6	H: 0 LOB: 0 BB: 0 P: 8	R: 3 E: 0 K: 2 S: 16	H: 4 LOB: 2 BB: 1 P: 23	R: 1 E: 1 K: 1 S: 11	H: 1 LOB: 1 BB: 0 P: 19	R: 0 E: 0 K: 0 S: 9	H: 0 LOB: 0 BB: 1 P: 14	R: 0 E: 0 K: 0 S: 10	H: 0 LOB: 0 BB: 0 P: 13	1B: 2 2B: 3 3B: 0 HR: 3	SF: 0 SAC: 0 DP: 2 HBP: 1	WP: 1 PB: 0 SB: 0 CS: 1	PA: 37
PITCHER	IP WLS BF H R ER SO BB IBB HBP BLK WP HR S P ERA WHIP																					
Jon Garland, R (1, 1) ERA: 6.25	6.0 W 27 7 5 5 4 2 0 1 0 0 0 3 68 98 7.50 1.500																					
Brandon McCarthy, R (7, 1) ERA: 4.82	2.0 H 7 0 0 0 1 1 0 0 0 0 1 0 19 32 0.00 0.500																					
45 Bobby Jenks, R (9, 1) ERA: 3.8	1.0 S 3 0 0 0 0 0 0 0 0 0 0 0 10 13 0.00 0.000																					

Chicago White Sox @ Toronto Blue Jays
Rogers Centre, Toronto, ON
Sun May 28 2006, 1:07 PM EDT
Att: 35,277 - Partly Cloudy - 72 F

livebaseballscorecards.com

Batter	1	2	3	4	5	6	7	8	9	AB	R	H	RBI	BB	SO	LOB	TOP										
20 Kevin Youkilis, R OBP: 0.429, SLG: 0.483	0-1 1B		3-2 G5-3		3-1 F8		1-2 G4-6-3		1-3 K	5	0	1	0	0	1	1											
Mark Loretta, R OBP: 0.369, SLG: 0.390	0-1 1B		1-1 1B		1-1 F8			1-2 34 BB HR HBP	0-0 F8	4	1	2	0	0	0	0											
34 David Ortiz, L OBP: 0.361, SLG: 0.551	0-0 F4		2-0 L3		1-1 HR HBP			4-1 HR BB		2	2	0	0	1	0	3											
Manny Ramirez, R OBP: 0.431, SLG: 0.576	3-3 K			1-1 F8		1-0 HR		2-3 K		4	1	1	2	0	2	4											
Trot Nixon, L OBP: 0.414, SLG: 0.424	2-1 F9			2-1 G3		0-1 G3		0-0 F4		4	0	0	0	0	0	4											
Jason Varitek, S OBP: 0.335, SLG: 0.401		2-2 L1		0-1 L7		2-2 1B		0-1 HR		4	1	2	3	0	0	0											
25 Mike Lowell, R OBP: 0.372, SLG: 0.578	1-1 F7			0-0 F8		2-0 L3		2-0 2B		4	0	1	0	0	0	1											
Coco Crisp, S OBP: 0.371, SLG: 0.515	1-2 G3			2-2 HR			2-1 20 G4-6-3 1B	2-1 F8		4	1	2	1	0	0	1											
Alex Gonzalez, R OBP: 0.288, SLG: 0.309			0-0 G3		0-3 K		1-2 L9		1-3 K	4	0	0	0	0	2	1											
Inning Stats	R: 0 E: 0 K: 1 S: 11	H: 2 LOB: 2 BB: 0 P: 16	R: 0 E: 0 K: 0 S: 8	H: 0 LOB: 0 BB: 0 P: 12	R: 0 E: 0 K: 0 S: 7	H: 1 LOB: 1 BB: 0 P: 13	R: 0 E: 0 K: 0 S: 6	H: 0 LOB: 0 BB: 0 P: 9	R: 1 E: 0 K: 1 S: 12	H: 1 LOB: 0 BB: 0 P: 17	R: 2 E: 0 K: 0 S: 10	H: 2 LOB: 1 BB: 0 P: 17	R: 0 E: 0 K: 0 S: 9	H: 1 LOB: 0 BB: 0 P: 13	R: 3 E: 0 K: 1 S: 12	H: 2 LOB: 1 BB: 1 P: 23	R: 0 E: 0 K: 2 S: 8	H: 0 LOB: 0 BB: 0 P: 10	1B: 5 2B: 1 3B: 0 HR: 3	SF: 0 SAC: 0 DP: 1 HBP: 2	WP: 0 PB: 0 SB: 0 CS: 0	PA: 38					
PITCHER	IP	WLS	BF	H	R	ER	SO	BB	IBB	HBP	BLK	WP	HR	S	P	ERA	WHIP										
32 Roy Halladay, R ERA: 2.88	(1, 1)	7.0	28	7	3	3	2	0	0	1	0	0	2	63	97	3.86	1.000										
37 Scott Downs, L ERA: 4.89	(8, 1)	0.0	2	0	2	2	0	1	0	1	0	0	0	3	8	∞	∞										
Justin Speier, R ERA: 2.84	(8, 1)	0.2	B	4	2	1	1	0	0	0	0	0	1	7	11	13.50	3.000										
52 B.J. Ryan, L ERA: 0.73	(8, 1)	1.1	W	4	0	0	0	2	0	0	0	0	0	10	14	0.00	0.000										
52 B.J. Ryan, L ERA: 0.73	(9, 1)	1.1	W	4	0	0	0	2	0	0	0	0	0	10	14	0.00	0.000										

Boston Red Sox @ Toronto Blue Jays
Rogers Centre, Toronto, ON
Mon May 29 2006, 7:07 PM EDT
Att: 24,038 - Clear - 93 F

AB 35
R 6
H 9
RBI 6
BB 1
SO 5
LOB 15



Batter	1	2	3	4	5	6	7	8	9	AB	R	H	RBI	BB	SO	LOB	BOTTOM										
15 Alex Rios, R OBP: 0.385, SLG: 0.644	1-1 P4		4-0 10 HR BB	3-2 S 1B		4-2 1B BB		0-2 L8		3	1	1	2	2	0	2											
Frank Catalanotto, L OBP: 0.430, SLG: 0.470	3-2 G6-3		1-1 G5-3	2-3 K		1-1 10 FC4 1B		1-1 1B		4	0	1	0	0	1	2											
3 Reed Johnson, R OBP: 0.449, SLG: 0.430			1-2 K	1-2 K		1-3 1B		1-2 HBP		0	0	0	0	0	0	0											
10 Vernon Wells, R OBP: 0.370, SLG: 0.566	4-0 BB		3-2 2H HR	2-1 P3		0-0 FC4		0-0 P3		4	1	1	2	1	0	5											
25 Troy Glaus, R OBP: 0.356, SLG: 0.580	3-1 P3		1-2 P3		0-0 G4-3		2-3 K			4	0	0	0	0	1	1											
17 Lyle Overbay, L OBP: 0.388, SLG: 0.514		1-2 F7		3-2 HR	4-2 FC5-4 BB		0-0 G4-3			3	1	1	1	1	0	0											
9 Gregg Zaun, S OBP: 0.372, SLG: 0.615		3-2 F7		2-0 E9 1B	1-2 P6		3-2 G3			4	1	1	0	0	0	1											
Bengie Molina, R OBP: 0.127, SLG: 0.113		1-1 2B		0-0 2 2B 15 1B	0-1 FC5-4		2-2 SH3-4 1B 2B			4	1	3	1	0	0	1											
Eric Hinske, L OBP: 0.347, SLG: 0.406				2 2B 15 1B	1-2 FC5-4					0	1	0	0	0	0	0											
52 B.J. Ryan, L ERA: 0.73				2 2B 15 1B	1-2 FC5-4					0	0	0	0	0	0	0											
2 Aaron Hill, R OBP: 0.288, SLG: 0.350		2-2 G5-3		1-2 15 1B	2-2 G6-4-3 1B		0-1 SH3-4			3	1	2	0	0	0	1											
Edgardo Alfonzo, R OBP: 0.127, SLG: 0.113			2-0 G5-3	0-1 G5-3		1-1 G6-4-3		0-2 3 HBP 1B		3	0	0	0	0	0	3											
Shea Hillenbrand, R OBP: 0.373, SLG: 0.548										1	0	1	1	0	0	0											
Luis Figueroa, S OBP: 0.250, SLG: 0.500										0	0	0	0	0	0	0											
Inning Stats	R: 0 E: 0 K: 0 S: 7	H: 0 LOB: 1 BB: 1 P: 18	R: 0 E: 0 K: 0 S: 13	H: 1 LOB: 0 BB: 0 P: 20	R: 2 E: 1 K: 1 S: 9	H: 1 LOB: 1 BB: 1 P: 20	R: 4 E: 1 K: 1 S: 24	H: 5 LOB: 1 BB: 0 P: 37	R: 0 E: 0 K: 0 S: 9	H: 0 LOB: 1 BB: 1 P: 14	R: 0 E: 0 K: 0 S: 13	H: 2 LOB: 2 BB: 1 P: 20	R: 0 E: 0 K: 1 S: 13	H: 0 LOB: 0 BB: 0 P: 18	R: 1 E: 0 K: 0 S: 13	H: 2 LOB: 2 BB: 0 P: 16	R: 0 E: 0 K: 2 S: 8	H: 0 LOB: 0 BB: 0 P: 10	1B: 6 2B: 3 3B: 0 HR: 2	SF: 0 SAC: 1 DP: 1 HBP: 1	WP: 0 PB: 0 SB: 1 CS: 0	PA: 39					
PITCHER	IP	WLS	BF	H	R	ER	SO	BB	IBB	HBP	BLK	WP	HR	S	P	ERA	WHIP										
30 Matt Clement, R ERA: 6.91	(1, 1)	3.1	19	7	6	6	0	2	0	0	0	0	0	23	39	0.00	1.286										
Jermaine Van Buren, R ERA: 1.69	(4, 1)	2.1	9	1	0	0	1	2	0	0	0	0	0	17	22	0.00	0.750										
17 Manny Delcarmen, R ERA: 7.2	(6, 1)	1.1	5	1	0	0	1	0	0	0	0	0	0	12	15	0.00	0.750										
David Riske, R ERA: 10.13	(8, 1)	0.2	L	5	2	1	1	0	0	0	0	0	0	17	22	13.50	3.000										
Keith Faulke, R ERA: 4.5	(8, 1)	0.1		0	0	0	0	0	0	0	0	0	0	1	1	0.00	0.000										

Boston Red Sox @ Toronto Blue Jays
Rogers Centre, Toronto, ON
Mon May 29 2006, 7:07 PM EDT
Att: 24,038 - Clear - 93 F

AB 33
R 7
H 11
RBI 7
BB 4
SO 2
LOB 16



Batter	1	2	3	4	5	6	7	8	9	AB	R	H	RBI	BB	SO	LOB	TOP					
Coco Crisp, S OBP: 0.356, SLG: 0.452 (1, 8)	F8		K	1B		G6-3		K		5	0	1	1	0	2	4	Boston Red Sox @ Toronto Blue Jays Rogers Centre, Toronto, ON Wed May 31 2006, 7:07 PM EDT Att. 24,526 - Roof Closed - 68 F					
Mark Loretta, R OBP: 0.385, SLG: 0.400 13 Alex Cora, L OBP: 0.373, SLG: 0.318 (1, 4) (9, 4)	F7		HR			G4-3		F8		5	1	1	2	0	0	3						
34 David Ortiz, L OBP: 0.362, SLG: 0.554 (1, 10)	HR		K			HR		G5-3		4	2	1	1	1	1	0						
Manny Ramirez, R OBP: 0.435, SLG: 0.579 (1, 7)	G1-3					20 2B 25 WP		G5-3		4	2	1	2	1	0	0						
20 Kevin Youkilis, R OBP: 0.437, SLG: 0.484 (1, 3) (6, 5)						25 WP 1B		F7		2	1	1	0	3	0	0						
25 Mike Lowell, R OBP: 0.373, SLG: 0.565 J.T. Snow, L OBP: 0.361, SLG: 0.233 (1, 5) (6, 3)	F8					28 BB 1B		G5-3		2	0	0	0	1	0	2						
28 Doug Mirabeli, R OBP: 0.273, SLG: 0.229 (1, 2)	G5-4-3					28 BB 1B		K		2	0	0	0	0	2	1						
Trot Nixon, L OBP: 0.410, SLG: 0.454 (1, 9)			G4-3			1B		HR		3	1	1	1	1	1	3						
Alex Gonzalez, R OBP: 0.296, SLG: 0.313 (1, 6)	HR					1B		G4-3		4	1	2	0	0	0	3						
Inning Stats	R: 1 E: 0 K: 0 S: 10	H: 1 LOB: 0 BB: 0 P: 15	R: 0 E: 0 K: 0 S: 9	H: 0 LOB: 0 BB: 1 P: 15	R: 2 E: 0 K: 2 S: 10	H: 2 LOB: 0 BB: 0 P: 12	R: 2 E: 0 K: 1 S: 16	H: 2 LOB: 2 BB: 3 P: 36	R: 2 E: 0 K: 1 S: 15	H: 1 LOB: 1 BB: 2 P: 25	R: 0 E: 0 K: 0 S: 6	H: 0 LOB: 0 BB: 0 P: 11	R: 0 E: 0 K: 2 S: 14	H: 2 LOB: 3 BB: 1 P: 23	R: 0 E: 0 K: 1 S: 11	H: 0 LOB: 1 BB: 1 P: 18		1B: 3 2B: 2 3B: 0 HR: 4	SF: 0 SAC: 0 DP: 1 HBP: 0	WP: 1 PB: 0 SB: 1 CS: 0	PA: 42	
PITCHER	IP	WLS	BF	H	R	ER	SO	BB	IBB	HBP	BLK	WP	HR	S	P	ERA	WHIP					
Ted Lilly, L ERA: 4.5 Francisco Del Rosario, R ERA: 3.75 Pete Walker, R ERA: 4.94 Scott Schoeneweis, L ERA: 6.48 54 Jason Frasor, R ERA: 6.16	(1, 1) (5, 1) (6, 1) (7, 1) (8, 1)	4.0 1.0 1.0 1.1 0.2	L 6 4 6 3	19 5 1 1 1	5 2 1 0 0	5 2 1 0 0	5 3 0 1 1	0 2 0 0 0	0 0 0 0 0	0 0 0 0 0	0 0 0 0 0	0 1 1 0 0	2 15 8 12 8	45 25 18 22 12	78 28 12 22 12	11.25 18.00 9.00 0.00 0.00	2.250 3.000 1.000 1.500 1.500					
48 Ty Taubenheim, R ERA: 6.75 (9, 1)	1.0		4	0	0	0	1	0	0	0	0	0	0	0	1	18	0.00	1.000				

AB 34
R 8
H 9
RBI 7
BB 8
SO 7
LOB 18



Batter	1	2	3	4	5	6	7	8	9	AB	R	H	RBI	BB	SO	LOB	BOTTOM					
Frank Catalanotto, L OBP: 0.422, SLG: 0.458 (1, 7)	G6-3					G4-3		G4-3		5	0	1	0	0	0	4	Boston Red Sox @ Toronto Blue Jays Rogers Centre, Toronto, ON Wed May 31 2006, 7:07 PM EDT Att. 24,526 - Roof Closed - 68 F					
9 Greg Zaun, S OBP: 0.380, SLG: 0.607 (1, 2)	1B		K			P3		F8		5	0	2	0	0	1	2						
15 Alex Rios, R OBP: 0.396, SLG: 0.645 (1, 8)	1B		2B			17 1B 1B		G3		4	2	3	0	1	0	1						
25 Troy Glaus, R OBP: 0.362, SLG: 0.603 (1, 10)	G6-3		1B			P3		17 G6-4-3 BB		4	0	1	1	1	1	4						
17 Lyle Overbay, L OBP: 0.376, SLG: 0.495 (1, 3)			K			E3		G6-4-3		5	1	1	0	0	1	4						
Shea Hillenbrand, R OBP: 0.371, SLG: 0.536 (1, 5)	HBP		G5-4-3			2 BB 1B		2 E 3B		5	2	2	1	0	1	3						
Eric Hinske, L OBP: 0.355, SLG: 0.403 (1, 9)	BB					K		E7		3	1	1	0	1	1	0						
2 Aaron Hill, R OBP: 0.303, SLG: 0.371 (1, 6)	BB					1B		G6-3		3	0	2	2	0	0	0						
Edgardo Alfonzo, R OBP: 0.143, SLG: 0.102 (1, 4)	HBP					F8		G1-3		3	0	0	1	1	0	2						
Inning Stats	R: 0 E: 0 K: 0 S: 11	H: 2 LOB: 1 BB: 0 P: 15	R: 1 E: 0 K: 1 S: 11	H: 1 LOB: 2 BB: 2 P: 29	R: 1 E: 1 K: 1 S: 9	H: 2 LOB: 1 BB: 0 P: 16	R: 0 E: 0 K: 1 S: 12	H: 2 LOB: 2 BB: 0 P: 19	R: 4 E: 1 K: 0 S: 22	H: 4 LOB: 1 BB: 1 P: 37	R: 0 E: 0 K: 0 S: 11	H: 1 LOB: 1 BB: 1 P: 20	R: 0 E: 0 K: 1 S: 6	H: 0 LOB: 0 BB: 0 P: 8	R: 0 E: 0 K: 0 S: 10	H: 0 LOB: 0 BB: 0 P: 16		R: 0 E: 0 K: 1 S: 11	H: 1 LOB: 1 BB: 0 P: 17	1B: 11 2B: 1 3B: 1 HR: 0	SF: 0 SAC: 0 DP: 4 HBP: 1	WP: 0 PB: 0 SB: 1 CS: 0
PITCHER	IP	WLS	BF	H	R	ER	SO	BB	IBB	HBP	BLK	WP	HR	S	P	ERA	WHIP					
62 David Pauley, R ERA: 12.46 Jermaine Van Buren, R ERA: 1.42 17 Manny Delcarmen, R ERA: 5.4 Keith Foulke, R ERA: 4.34 56 Jonathan Papelbon, R ERA: 0.33 (1, 1) (5, 1) (6, 1) (8, 1) (9, 1)	4.1 1.0 1.2 1.0 1.0		26 4 5 3 4	11 1 0 0 1	6 0 0 0 0	6 0 0 0 0	3 0 0 0 0	3 0 0 0 0	0 0 0 0 0	0 0 0 0 0	0 0 0 0 0	0 0 0 0 0	0 0 0 0 0	14 12 19 16 11	24 24 19 16 17	0.00 0.00 0.00 0.00 0.00	12.46 1.000 0.600 0.000 1.000					

AB 37
R 6
H 13
RBI 5
BB 4
SO 5
LOB 20



Batter	1	2	3	4	5	6	7	8	9	AB R H RBI BB SO LOB	TOP											
3 Reed Johnson, R OBP: 0.442, SLG: 0.477	0-1 HR		1-1 F8		3-2 P3		2-0 G4-3			6 3 3 4 0 0 1	Toronto Blue Jays @ Tampa Bay Devil Rays Tropicana Field, St. Petersburg, FL Fri Jun 02 2006, 7:15 PM EDT Att. 9,463 - Dome - 72 F											
Frank Catalanotto, L OBP: 0.425, SLG: 0.468	2-2 G4-3		0-0 G6-3		4-1 BB		1-3 K			4 1 1 1 2 1 0												
15 Alex Rios, R OBP: 0.394, SLG: 0.633	2-3 K		2-2 G5-3		2-1 F8		1-1 2B 1B			5 0 1 0 1 2 3												
25 Troy Glaus, R OBP: 0.366, SLG: 0.605	3-1 G1-6-3			2-1 G4-3		1-2 2B 1B	1-1 1B			6 2 3 1 0 0 2												
17 Lyle Overbay, L OBP: 0.374, SLG: 0.487		0-0 G4-3		1-0 G3		0-1 2B 1B	2-0 G3-1			5 2 1 0 1 0 4												
Shea Hillenbrand, R OBP: 0.377, SLG: 0.561		1-1 HR		3-2 E1 9 WP		2-2 9 SF9 2B		1-0 9 BB 2 1B		5 2 3 2 0 1 0												
9 Gregg Zaun, S OBP: 0.381, SLG: 0.593		4-2 BB		3-2 G4-3		0-1 SF9	3-2 G4-3	4-2 2 1B BB		2 1 0 2 2 0 1												
2 Aaron Hill, R OBP: 0.305, SLG: 0.371		0-2 F7			0-1 G5-3	2-1 G6-3		0-1 1B	0-2 1-2 2-3 3-H 1B	5 1 2 2 0 0 2												
Edgardo Alfonzo, R OBP: 0.162, SLG: 0.111		0-2 P3		4-1 BB	2-2 G4-3		0-1 G4-3	3-2 3 HR 1B		4 1 1 1 1 0 3												
Inning Stats	R: 1 E: 0 K: 1 S: 13	H: 1 LOB: 0 BB: 0 P: 20	R: 1 E: 0 K: 0 S: 15	H: 1 LOB: 1 BB: 1 P: 20	R: 0 E: 0 K: 0 S: 6	H: 0 LOB: 0 BB: 0 P: 9	R: 0 E: 1 K: 0 S: 10	H: 0 LOB: 1 BB: 0 P: 19	R: 0 E: 0 K: 0 S: 10	H: 0 LOB: 2 BB: 2 P: 23	R: 2 E: 0 K: 0 S: 16	H: 3 LOB: 1 BB: 0 P: 23	R: 0 E: 0 K: 1 S: 10	H: 2 LOB: 2 BB: 0 P: 17	R: 0 E: 0 K: 1 S: 11	H: 1 LOB: 1 BB: 0 P: 15	R: 9 E: 0 K: 1 S: 38	H: 7 LOB: 2 BB: 4 P: 70	1B: 9 2B: 2 3B: 1 HR: 3	SF: 1 SAC: 0 DP: 0 HBP: 0	WP: 1 PB: 0 SB: 0 CS: 0	PA: 50
PITCHER	IP WLS BF H R ER SO BB IBB HBP BLK WP HR S P ERA WHIP											IP WLS BF H R ER SO BB IBB HBP BLK WP HR S P ERA WHIP										
37 Seth McClung, R ERA: 6.21	5.0 L 24 5 4 4 1 3 0 0 0 0 1 2 62 102 7.20 1.600																					
Brian Meadows, R ERA: 5.21	1.2 7 2 0 0 1 0 0 0 0 0 0 17 26 0.00 1.200																					
22 Shawn Camp, R ERA: 3.24	1.1 7 3 2 2 1 0 0 0 0 0 0 18 27 13.50 2.250																					
Chad Harville, R ERA: 6.52	0.1 5 2 1 1 1 2 0 0 0 0 0 8 20 27.00 12.000																					
54 Chad Orvella, R ERA: 7.79	0.2 7 3 6 6 0 2 0 0 0 0 0 1 24 41 81.00 7.500																					

Batter	1	2	3	4	5	6	7	8	9	AB R H RBI BB SO LOB	BOTTOM									
Julio Lugo, R OBP: 0.292, SLG: 0.370	2-3 K		3-1 G5-3			2-1 HR 2B		4-1 CS BB		3 1 1 0 1 1 0	Toronto Blue Jays @ Tampa Bay Devil Rays Tropicana Field, St. Petersburg, FL Fri Jun 02 2006, 7:15 PM EDT Att. 9,463 - Dome - 72 F									
Russell Branyan, L OBP: 0.217, SLG: 0.481	4-2 31 1B E BB		0-1 G6-3			3-2 2H HR		1-3 K		3 2 1 2 1 1 1										
31 Jonny Gomes, R OBP: 0.380, SLG: 0.561	1-2 FC4-6 1B			2-3 K		1-1 P3		1-3 K		4 0 1 0 0 2 1										
Aubrey Huff, L OBP: 0.283, SLG: 0.282	3-1 FC4-6			0-1 L3		2-1 P6		0-1 CS	0-3 K	4 0 0 0 0 1 1										
Ty Wigginton, R OBP: 0.304, SLG: 0.495	1-1 F7			1-0 G2-3		1-1 1B			0-0 8 G4-3 1B	4 1 2 0 0 0 1										
8 Josh Paul, R OBP: 0.333, SLG: 0.442		2-2 G5-3			0-1 E5 FC5-4	1-0 F9			1-2 G4-3	4 0 0 0 0 0 2										
Travis Lee, L OBP: 0.270, SLG: 0.321		3-2 G3			0-0 F7		0-0 L7		1-1 DI 2H 1B	4 0 1 1 0 0 1										
Damon Hollins, R OBP: 0.295, SLG: 0.456		1-3 K			1-2 FC5-4		3-3 K		4-1 BB	3 0 0 0 1 2 1										
Joey Gathright, L OBP: 0.299, SLG: 0.228			0-0 B2		1-0 P2		2-3 K		3-3 K	4 0 0 0 0 2 3										
Inning Stats	R: 1 E: 1 K: 1 S: 14	H: 1 LOB: 1 BB: 1 P: 25	R: 0 E: 0 K: 1 S: 15	H: 0 LOB: 0 BB: 0 P: 21	R: 0 E: 0 K: 1 S: 7	H: 0 LOB: 0 BB: 0 P: 10	R: 0 E: 1 K: 0 S: 7	H: 0 LOB: 1 BB: 0 P: 9	R: 2 E: 0 K: 0 S: 13	H: 3 LOB: 1 BB: 0 P: 23	R: 0 E: 0 K: 2 S: 7	H: 0 LOB: 0 BB: 0 P: 12	R: 0 E: 0 K: 2 S: 8	H: 0 LOB: 1 BB: 1 P: 14	R: 1 E: 0 K: 2 S: 16	H: 2 LOB: 2 BB: 1 P: 25	1B: 4 2B: 1 3B: 0 HR: 1	SF: 0 SAC: 0 DP: 0 HBP: 0	WP: 0 PB: 0 SB: 0 CS: 1	PA: 37
PITCHER	IP WLS BF H R ER SO BB IBB HBP BLK WP HR S P ERA WHIP											IP WLS BF H R ER SO BB IBB HBP BLK WP HR S P ERA WHIP								
44 Casey Janssen, R ERA: 3.26	5.1 W 21 3 3 3 2 3 1 0 0 0 0 56 87 3.38 0.750																			
37 Scott Downs, L ERA: 4.81	0.1 H 1 0 0 0 0 0 0 0 0 0 0 2 4 0.00 0.000																			
54 Jason Frasor, R ERA: 5.75	1.1 H 5 1 0 0 2 0 0 0 0 0 0 10 17 0.00 0.750																			
Justin Speier, R ERA: 2.7	0.2 H 3 0 0 0 2 1 0 0 0 0 0 7 13 0.00 1.500																			
52 B.J. Ryan, L ERA: 0.88	0.1 H 0 0 0 0 0 0 0 0 0 0 0 1 1 0.00 0.000																			

AB	42
R	13
H	15
RBI	13
BB	7
SO	4
LOB	16



AB	33
R	4
H	6
RBI	3
BB	3
SO	9
LOB	11



Batter	1	2	3	4	5	6	7	8	9	AB	R	H	RBI	BB	SO	LOB	TOP								
3 Reed Johnson, R OBP: 0.447, SLG: 0.482 Frank Catalanotto, L OBP: 0.432, SLG: 0.462	G4-3		1B		1B		2B		2B	3	0	2	0	0	0	0	Toronto Blue Jays @ Tampa Bay Devil Rays Tropicana Field, St. Petersburg, FL Sat Jun 03 2006, 7:15 PM EDT Att: 15,696 - Dome - 72 F								
15 Alex Rios, R OBP: 0.399, SLG: 0.632	P4		1B		F8		1B		1B	5	1	3	2	0	0	1									
10 Vernon Wells, R OBP: 0.380, SLG: 0.615	2B		1B		K		1B		1B	5	0	2	1	0	1	4									
25 Troy Glaus, R OBP: 0.368, SLG: 0.601	2B		G1-4-3				F8			3	0	1	0	1	0	3									
Shea Hillenbrand, R OBP: 0.374, SLG: 0.571	K				HR		G5-4-3		G5-3	4	1	1	1	0	1	3									
Bengie Molina, R OBP: 0.324, SLG: 0.426			1B		F9		G6-3		L7	4	0	1	0	0	0	0									
17 Lyle Overbay, L OBP: 0.367, SLG: 0.476			G3		K		K		L3	4	0	0	0	0	2	1									
2 Aaron Hill, R OBP: 0.309, SLG: 0.371			G5-3		F8		BB		FC6-4 HBP	3	1	1	0	0	0	1									
Edgardo Alfonzo, R OBP: 0.167, SLG: 0.106			P2				G4-3		FC6-4 2B	3	2	0	0	1	0	2									
Inning Stats	R: 0 E: 0 K: 1 S: 21	H: 1 LOB: 2 BB: 1 P: 28	R: 0 E: 0 K: 0 S: 10	H: 1 LOB: 1 BB: 0 P: 14	R: 0 E: 0 K: 0 S: 12	H: 2 LOB: 1 BB: 0 P: 19	R: 1 E: 0 K: 1 S: 13	H: 1 LOB: 0 BB: 0 P: 18	R: 0 E: 0 K: 0 S: 8	H: 1 LOB: 1 BB: 0 P: 11	R: 0 E: 0 K: 0 S: 8	H: 1 LOB: 0 BB: 0 P: 11	R: 3 E: 0 K: 1 S: 18	H: 4 LOB: 1 BB: 1 P: 28	R: 0 E: 0 K: 0 S: 6	H: 0 LOB: 0 BB: 0 P: 8	R: 2 E: 0 K: 0 S: 12	H: 2 LOB: 0 BB: 0 P: 20	1B: 9 2B: 3 3B: 0 HR: 1	SF: 0 SAC: 0 DP: 3 HBP: 1	WP: 0 PB: 0 SB: 1 CS: 1	PA: 39			
PITCHER	IP	WLS	BF	H	R	ER	SO	BB	IBB	HBP	BLK	WP	HR	S	P	ERA	WHIP								
Mark Hendrickson, L ERA: 4.01	6.1	L	27	8	3	3	4	2	0	0	0	0	1	79	114	4.26	1.579								
Travis Harper, R ERA: 5.64	0.2	B	4	3	1	1	0	0	0	0	0	0	0	11	15	13.50	4.500								
22 Shawn Camp, R ERA: 3.67	2.0		8	2	2	2	0	0	0	1	0	0	0	18	28	9.00	1.000								

Batter	1	2	3	4	5	6	7	8	9	AB	R	H	RBI	BB	SO	LOB	BOTTOM								
Julio Lugo, R OBP: 0.291, SLG: 0.366	G6-3		G4-3		K				1B	4	0	1	0	0	1	1	Toronto Blue Jays @ Tampa Bay Devil Rays Tropicana Field, St. Petersburg, FL Sat Jun 03 2006, 7:15 PM EDT Att: 15,696 - Dome - 72 F								
14 Greg Norton, S OBP: 0.322, SLG: 0.455	G1-3		G4-3				L9		G4-6-3	4	0	0	0	0	0	1									
31 Jonny Gomes, R OBP: 0.378, SLG: 0.555	L9				1B		P3		K	4	0	1	0	0	1	0									
Ty Wigginton, R OBP: 0.307, SLG: 0.510			G5-3		F8		HR		2B	4	1	2	1	0	0	1									
Aubrey Huff, L OBP: 0.282, SLG: 0.281			1B		F8		G4-3		P6	4	1	1	0	0	0	2									
Toby Hall, R OBP: 0.291, SLG: 0.455			P6		P3		G5-3		2B	4	0	1	0	0	0	2									
Travis Lee, L OBP: 0.271, SLG: 0.321					G4-3		F9		K	3	0	1	1	0	0	0									
8 Josh Paul, R OBP: 0.327, SLG: 0.434			1B						K	1	0	0	0	0	1	2									
Damon Hollins, R OBP: 0.289, SLG: 0.447			P6		G5-3		G5-3			3	0	0	0	0	0	1									
Joey Gathright, L OBP: 0.300, SLG: 0.224					B1				G5-3	2	0	0	0	0	0	0									
Inning Stats	R: 0 E: 0 K: 0 S: 6	H: 0 LOB: 0 BB: 0 P: 8	R: 1 E: 0 K: 0 S: 10	H: 2 LOB: 1 BB: 0 P: 16	R: 0 E: 0 K: 0 S: 7	H: 0 LOB: 0 BB: 0 P: 10	R: 0 E: 0 K: 0 S: 8	H: 1 LOB: 1 BB: 0 P: 9	R: 0 E: 0 K: 1 S: 9	H: 0 LOB: 1 BB: 0 P: 12	R: 1 E: 0 K: 0 S: 8	H: 1 LOB: 0 BB: 0 P: 12	R: 0 E: 0 K: 0 S: 5	H: 0 LOB: 0 BB: 0 P: 9	R: 0 E: 0 K: 0 S: 5	H: 1 LOB: 0 BB: 0 P: 8	R: 0 E: 0 K: 2 S: 13	H: 2 LOB: 2 BB: 0 P: 19	1B: 5 2B: 1 3B: 0 HR: 1	SF: 0 SAC: 0 DP: 1 HBP: 1	WP: 0 PB: 0 SB: 1 CS: 0	PA: 34			
PITCHER	IP	WLS	BF	H	R	ER	SO	BB	IBB	HBP	BLK	WP	HR	S	P	ERA	WHIP								
32 Roy Halladay, R ERA: 2.81	8.0	W	29	5	2	2	1	0	0	1	0	0	1	58	84	2.25	0.625								
Justin Speier, R ERA: 2.01	0.2		4	2	0	0	1	0	0	0	0	0	0	10	16	0.00	3.000								
52 B.J. Ryan, L ERA: 0.68	0.1	S	1	0	0	0	1	0	0	0	0	0	0	3	3	0.00	0.000								

AB	36
R	6
H	13
RBI	6
BB	2
SO	4
LOB	15



AB	33
R	2
H	7
RBI	2
BB	0
SO	3
LOB	10



Batter	1	2	3	4	5	6	7	8	9	AB	R	H	RBI	BB	SO	LOB	TOP			
15 Alex Rios, R OBP: 0.399, SLG: 0.629	2-1 HR HBP	1-3 K		0-0 2H 2B		0-1 F7			1-1 G6-3	4	1	1	1	0	1	1	Toronto Blue Jays @ Tampa Bay Devil Rays Tropicana Field, St. Petersburg, FL Sun Jun 04 2006, 1:15 PM EDT Att: 14,347 - Dome - 72 F			
Frank Catalanotto, L OBP: 0.425, SLG: 0.564	2-1 SAFE HR	2-2 F7		1-1 L7			2-0 G4-3		0-0 G6-3	5	1	1	2	0	0	2				
10 Vernon Wells, R OBP: 0.376, SLG: 0.605	1-3 K	0-0 G4-3			1-1 G6-3		2-2 G4-3		1-2 1B	5	0	1	0	0	1	1				
25 Troy Glaus, R OBP: 0.368, SLG: 0.595	4-0 1B BB		0-2 P3		2-3 K		3-1 HR		0-0 G6-3	2	1	0	0	1	1	0				
Eric Hinske, L OBP: 0.359, SLG: 0.449										2	1	1	1	0	0	1				
17 Lyle Overbay, L OBP: 0.365, SLG: 0.472	2-2 P6		2-3 K		2-0 1B		2-2 F8			4	0	1	0	0	1	1				
Shea Hillenbrand, R OBP: 0.352, SLG: 0.575	0-2 1B		1-1 G4-3		2-2 1B			2-2 1B		4	0	3	0	0	0	0				
Bengie Molina, R OBP: 0.329, SLG: 0.436	2-0 1B			1-1 15 2B		2-0 F8		0-3 K		4	1	2	1	0	1	3				
2 Aaron Hill, R OBP: 0.303, SLG: 0.363	2-3 K			1-3 K		0-1 G6-3		3-1 F9		4	0	0	0	0	2	4				
Edgardo Alfonzo, R OBP: 0.171, SLG: 0.114		1-0 1B		0-1 L6		1-0 P3		0-2 F9		4	0	1	0	0	0	2				
Inning Stats	R: 3 E: 0 K: 2 S: 16	H: 3 LOB: 2 BB: 1 P: 31	R: 0 E: 0 K: 1 S: 9	H: 1 LOB: 1 BB: 0 P: 13	R: 0 E: 0 K: 1 S: 9	H: 0 LOB: 0 BB: 0 P: 12	R: 1 E: 0 K: 1 S: 10	H: 2 LOB: 1 BB: 0 P: 13	R: 0 E: 0 K: 0 S: 5	H: 0 LOB: 0 BB: 0 P: 6	R: 1 E: 0 K: 0 S: 10	H: 1 LOB: 0 BB: 0 P: 19	R: 0 E: 0 K: 1 S: 13	H: 1 LOB: 1 BB: 0 P: 18	R: 0 E: 0 K: 0 S: 7	H: 1 LOB: 1 BB: 0 P: 9	1B: 7 2B: 2 3B: 0 HR: 2	SF: 0 SAC: 0 DP: 0 HBP: 1	WP: 0 PB: 0 SB: 0 CS: 0	PA: 40
PITCHER	IP WLS BF H R ER SO BB IBB HBP BLK WP HR S P ERA WHIP	IP WLS BF H R ER SO BB IBB HBP BLK WP HR S P ERA WHIP																		
Doug Waechter, R ERA: 6.62	(1, 1) 6.0 W 28 8 4 4 6 1 0 1 0 0 1 61 96 6.00 1.500																			
Brian Meadows, R ERA: 5.4	(7, 1) 1.0 H 4 1 1 1 0 0 0 0 0 0 1 10 19 9.00 1.000																			
45 Ruddy Lugo, R ERA: 4.68	(8, 1) 2.0 8 2 0 0 1 0 0 0 0 0 0 0 20 27 0.00 1.000																			

Batter	1	2	3	4	5	6	7	8	9	AB	R	H	RBI	BB	SO	LOB	BOTTOM			
Julio Lugo, R OBP: 0.298, SLG: 0.391	1-2 G6-3			0-1 L6	4-0 HR HBP		3-2 HR			3	2	1	3	0	0	0	Toronto Blue Jays @ Tampa Bay Devil Rays Tropicana Field, St. Petersburg, FL Sun Jun 04 2006, 1:15 PM EDT Att: 14,347 - Dome - 72 F			
Damon Hollins, R OBP: 0.294, SLG: 0.468	1-2 K			2-1 31 BB 2B	0-1 HR		1-3 K			4	2	2	3	0	2	0				
31 Jonny Gomes, R OBP: 0.376, SLG: 0.546	0-0 F9			4-1 2B F7-2 BB	1-3 K		1-0 F8			3	0	0	0	1	1	0				
Ty Wigginton, R OBP: 0.311, SLG: 0.512		3-1 P4		2-2 2B	1-1 P4		4-2 1B BB			3	1	1	1	1	0	0				
Aubrey Huff, L OBP: 0.281, SLG: 0.280		3-2 F7		1-0 F7-2		0-0 G5-3	2-2 1B			4	0	1	1	0	0	2				
Travis Lee, L OBP: 0.271, SLG: 0.321				3-H			1-H 1B			0	0	0	0	0	0	0				
Toby Hall, R OBP: 0.291, SLG: 0.468		1-3 K			0-0 HR	2-1 F7	1-0 F7			4	1	1	1	0	1	1				
Russell Branyan, L OBP: 0.218, SLG: 0.506			0-0 G3		3-2 HR	2-1 F9		3-3 K		4	1	1	1	0	1	0				
Tomas Perez, S OBP: 0.205, SLG: 0.252			0-1 L6		2-2 SH1-3 HR		0-0 1B HR	0-0 P3		4	2	1	0	0	0	0				
Joey Gathright, L OBP: 0.301, SLG: 0.227			1-2 G4-3		1-0 SH1-3		2-1 HR	1-2 G4-3		3	1	1	0	0	0	0				
Inning Stats	R: 0 E: 0 K: 1 S: 7	H: 0 LOB: 0 BB: 0 P: 9	R: 0 E: 0 K: 1 S: 8	H: 0 LOB: 0 BB: 0 P: 15	R: 0 E: 0 K: 0 S: 6	H: 0 LOB: 0 BB: 0 P: 7	R: 1 E: 0 K: 0 S: 9	H: 2 LOB: 1 BB: 1 P: 18	R: 5 E: 0 K: 1 S: 16	H: 3 LOB: 0 BB: 0 P: 28	R: 0 E: 0 K: 0 S: 5	H: 0 LOB: 0 BB: 0 P: 9	R: 4 E: 0 K: 1 S: 19	H: 4 LOB: 1 BB: 1 P: 32	R: 0 E: 0 K: 1 S: 8	H: 0 LOB: 0 BB: 0 P: 12	1B: 4 2B: 2 3B: 0 HR: 4	SF: 0 SAC: 1 DP: 1 HBP: 1	WP: 0 PB: 0 SB: 2 CS: 0	PA: 36
PITCHER	IP WLS BF H R ER SO BB IBB HBP BLK WP HR S P ERA WHIP	IP WLS BF H R ER SO BB IBB HBP BLK WP HR S P ERA WHIP																		
39 Gustavo Chacin, L ERA: 5.59	(1, 1) 4.1 L 20 5 6 5 2 1 0 0 0 0 0 0 15 22 10.80 1.200																			
Pete Walker, R ERA: 5.33	(5, 1) 1.2 7 2 2 2 1 0 0 0 0 0 0 1 11 20 13.50 3.000																			
54 Jason Frasor, R ERA: 6.43	(7, 1) 0.2 4 1 1 1 1 1 0 0 0 0 0 0 12 19 6.75 0.750																			
Scott Schoeneweis, L ERA: 6.0	(7, 1) 1.1 5 1 1 1 1 1 0 0 0 0 0 0 12 19 6.75 0.750																			

AB	38
R	5
H	11
RBI	5
BB	1
SO	7
LOB	15



Batter	1	2	3	4	5	6	7	8	9	AB	R	H	RBI	BB	SO	LOB	TOP																						
3 Reed Johnson, R OBP: 0.434, SLG: 0.466	G1-3		K		K		G4-3			4	0	0	0	0	2	0	Toronto Blue Jays @ Baltimore Orioles Oriole Park at Camden Yards, Baltimore, MD Mon Jun 05 2006, 7:05 PM EDT Att: 15,185 - Partly Cloudy - 77 F																						
9 Gregg Zaun, S OBP: 0.386, SLG: 0.584	K		BB		BB		K			3	0	1	0	1	2	0																							
15 Alex Rios, R OBP: 0.396, SLG: 0.622	K		BB		K		F9			4	0	1	0	0	2	1																							
10 Vernon Wells, R OBP: 0.374, SLG: 0.596		K	G5-3		BB			G6-3		3	0	0	0	1	1	2																							
17 Lyle Overbay, L OBP: 0.368, SLG: 0.467		BB			BB			G4-3		2	0	0	0	2	1	2																							
Shea Hillenbrand, R OBP: 0.374, SLG: 0.563	G1-3				BB		G4-3			4	0	0	0	0	0	2																							
Eric Hinske, L OBP: 0.366, SLG: 0.444		BB			K		G4-3			3	0	1	0	1	1	1																							
2 Aaron Hill, R OBP: 0.307, SLG: 0.362	K				BB		FC4-6			3	0	1	0	1	1	3																							
Luis Figueroa, S OBP: 0.125, SLG: 0.250			G4-3		F7		FC4-6			4	0	0	0	0	0	3																							
Inning Stats	R: 0 E: 0 K: 2 S: 10	H: 0 LOB: 0 BB: 0 P: 14	R: 0 E: 0 K: 2 S: 11	H: 0 LOB: 2 BB: 2 P: 23	R: 0 E: 0 K: 1 S: 11	H: 1 LOB: 2 BB: 1 P: 16	R: 0 E: 0 K: 1 S: 17	H: 1 LOB: 2 BB: 1 P: 24	R: 0 E: 0 K: 0 S: 8	H: 0 LOB: 1 BB: 1 P: 15	R: 0 E: 0 K: 1 S: 10	H: 0 LOB: 0 BB: 0 P: 14	R: 0 E: 0 K: 0 S: 4	H: 0 LOB: 0 BB: 0 P: 7	R: 0 E: 0 K: 0 S: 11	H: 1 LOB: 0 BB: 0 P: 17	1B: 4 2B: 1 3B: 0 HR: 0	SF: 0 SAC: 0 DP: 1 HBP: 0	WP: 0 PB: 0 SB: 0 CS: 0	PA: 36																			
PITCHER	IP	WLS	BF	H	R	ER	SO	BB	IBB	HBP	BLK	WP	HR	S	P	ERA	WHIP	PITCHER				IP	WLS	BF	H	R	ER	SO	BB	IBB	HBP	BLK	WP	HR	S	P	ERA	WHIP	
40 Daniel Cabrera, R ERA: 4.66	5.0	W	23	3	0	0	9	5	0	0	0	0	0	63	101	0.00	1.600					5.0	W	23	3	0	0	9	5	0	0	0	0	0	0	63	101	0.00	1.600
43 Sandy Rieal, R ERA: 3.42	1.0		4	0	0	0	0	1	0	0	0	0	0	8	15	0.00	1.000					1.0		4	0	0	0	0	1	0	0	0	0	8	15	0.00	1.000		
Chris Britton, R ERA: 1.65	1.0		3	0	0	0	1	0	0	0	0	0	0	10	14	0.00	0.000					1.0		3	0	0	0	1	0	0	0	0	10	14	0.00	0.000			
LaTroy Hawkins, R ERA: 3.67	2.0		6	1	0	0	0	0	0	0	0	0	0	15	24	0.00	0.500					2.0		6	1	0	0	0	0	0	0	0	15	24	0.00	0.500			

AB	30
R	0
H	4
RBI	0
BB	6
SO	10
LOB	14



Batter	1	2	3	4	5	6	7	8	9	AB	R	H	RBI	BB	SO	LOB	BOTTOM																					
1 Brian Roberts, S OBP: 0.380, SLG: 0.393	F9			K		E5		G4-6-3		4	0	0	0	1	1	3	Toronto Blue Jays @ Baltimore Orioles Oriole Park at Camden Yards, Baltimore, MD Mon Jun 05 2006, 7:05 PM EDT Att: 15,185 - Partly Cloudy - 77 F																					
6 Melvin Mora, R OBP: 0.350, SLG: 0.445	F9		F9		P3		K			4	0	0	0	0	1	5																						
10 Miguel Tejada, R OBP: 0.386, SLG: 0.563	F9		BB		G6-3		P4			4	1	1	0	0	0	1																						
55 Ramon Hernandez, R OBP: 0.368, SLG: 0.517		G6-3	BB		BB		F8			4	0	2	1	0	0	0																						
Kevin Millar, R OBP: 0.346, SLG: 0.416			BB		BB		G5-4-3			4	1	2	1	0	1	1																						
21 Nick Markakis, L OBP: 0.311, SLG: 0.326		HR			G5-4-3		K			0	0	0	0	0	0	0																						
17 Corey Patterson, L OBP: 0.337, SLG: 0.471		BB			P6		K			3	2	1	0	1	1	2																						
Javy Lopez, R OBP: 0.338, SLG: 0.446		BB			BB		E5			4	0	2	0	0	1	2																						
Jeff Conine, R OBP: 0.315, SLG: 0.399		BB			P4		F9			4	0	2	1	0	0	3																						
Luis Matos, R OBP: 0.256, SLG: 0.350					BB		F8			4	0	2	0	0	1	4																						
Inning Stats	R: 0 E: 0 K: 0 S: 5	H: 0 LOB: 0 BB: 0 P: 9	R: 2 E: 0 K: 1 S: 20	H: 3 LOB: 3 BB: 2 P: 32	R: 1 E: 0 K: 1 S: 16	H: 3 LOB: 2 BB: 0 P: 24	R: 0 E: 0 K: 1 S: 11	H: 1 LOB: 1 BB: 0 P: 13	R: 1 E: 1 K: 0 S: 16	H: 3 LOB: 2 BB: 0 P: 22	R: 0 E: 1 K: 1 S: 6	H: 0 LOB: 0 BB: 0 P: 10	R: 0 E: 0 K: 2 S: 7	H: 0 LOB: 0 BB: 0 P: 11	R: 0 E: 0 K: 0 S: 9	H: 2 LOB: 1 BB: 0 P: 15	1B: 9 2B: 2 3B: 0 HR: 1	SF: 0 SAC: 0 DP: 2 HBP: 0	WP: 0 PB: 0 SB: 2 CS: 1	PA: 37																		
PITCHER	IP	WLS	BF	H	R	ER	SO	BB	IBB	HBP	BLK	WP	HR	S	P	ERA	WHIP	PITCHER				IP	WLS	BF	H	R	ER	SO	BB	IBB	HBP	BLK	WP	HR	S	P	ERA	WHIP
Ted Lilly, L ERA: 4.5	6.0	L	30	10	4	3	4	2	0	0	0	0	0	74	110	4.50	2.000					6.0	L	30	10	4	3	4	2	0	0	0	0	74	110	4.50	2.000	
Francisco Del Rosario, R ERA: 3.6	2.0		7	2	0	0	2	0	0	0	0	0	0	16	26	0.00	1.000					2.0		7	2	0	0	2	0	0	0	0	16	26	0.00	1.000		

AB	35
R	4
H	12
RBI	3
BB	2
SO	6
LOB	21



Batter	1	2	3	4	5	6	7	8	9	AB	R	H	RBI	BB	SO	LOB	TOP					
3 Reed Johnson, R OBP: 0.447, SLG: 0.471	2-2 15 1B 25 F7-2 1B		1-1 15 G6-3 10 1B 1B		2-2 G6-3		4-0 15 HR BB	4-2 BB		3	2	2	0	2	0	0						
15 Alex Rios, R OBP: 0.395, SLG: 0.631	3-2 1B		2-2 G6-3		0-1 G5-3		2-2 HR	2-2 F9		5	1	2	2	0	0	2						
10 Vernon Wells, R OBP: 0.379, SLG: 0.606	0-2 K		0-1 25 BB 1B			2-1 1B 2 1B 2B	0-1 F9		0-2 25 F9 2B	5	1	3	1	0	1	2						
25 Troy Glaus, R OBP: 0.369, SLG: 0.588	0-1 F7-2		4-2 G6-4-3 1B			1-3 K	2-0 1B		0-0 F9	4	0	1	0	1	1	4						
Shea Hillenbrand, R OBP: 0.380, SLG: 0.559		1-2 9 G5-3 2 1B 1B				2-0 2 1B 1B HBP	3-2 F8		4-0 CS IBB	3	1	1	0	1	0	3						
Bengie Molina, R OBP: 0.325, SLG: 0.428		1-2 F9			1-1 G5-3		0-0 2 1B 1B		3-3 K	5	0	1	0	0	2	4						
9 Gregg Zaun, S OBP: 0.381, SLG: 0.581		1-2 G5-3			3-1 P4		0-1 F9		1-1 2 G5-3 17 SF8 2B	4	1	1	0	0	0	4						
2 Aaron Hill, R OBP: 0.311, SLG: 0.365		0-1 1B			3-3 K		1-1 1B		1-1 G5-3	4	0	2	2	0	1	1						
Edgardo Alfonzo, R OBP: 0.165, SLG: 0.110		0-1 G1-3			3-2 G4-3		3-2 G5-3		0-0 SF8	3	0	0	0	0	0	4						
17 Lyle Overbay, L OBP: 0.366, SLG: 0.467										0	0	0	1	0	0	0						
Luis Figueroa, S OBP: 0.125, SLG: 0.250										0	0	0	0	0	0	0						
Inning Stats	R: 0 E: 0 K: 1 S: 16	H: 2 LOB: 1 BB: 0 P: 21	R: 1 E: 0 K: 0 S: 14	H: 2 LOB: 1 BB: 0 P: 17	R: 1 E: 0 K: 0 S: 11	H: 2 LOB: 1 BB: 1 P: 18	R: 0 E: 0 K: 1 S: 7	H: 0 LOB: 0 BB: 0 P: 14	R: 0 E: 0 K: 0 S: 8	H: 0 LOB: 0 BB: 0 P: 13	R: 1 E: 0 K: 1 S: 16	H: 3 LOB: 3 BB: 0 P: 25	R: 2 E: 0 K: 1 S: 14	H: 2 LOB: 1 BB: 1 P: 25	R: 1 E: 0 K: 0 S: 10	H: 1 LOB: 1 BB: 1 P: 18	R: 0 E: 0 K: 1 S: 10	H: 1 LOB: 1 BB: 1 P: 17	1B: 9 2B: 4 3B: 0 HR: 1	SF: 1 SAC: 0 DP: 2 HBP: 1	WP: 0 PB: 0 SB: 0 CS: 1	PA: 42
PITCHER	IP WLS BF H R ER SO BB IBB HBP BLK WP HR S P ERA WHIP																					
45 Erik Bedard, L ERA: 5.84	(1, 1) 6.0	27	9	3	3	3	1	0	1	0	0	0	0	0	72	108	4.50	1.667				
Chris Britton, R ERA: 2.5	(7, 1) 1.0	L 6	2	2	2	1	1	0	0	0	0	0	1	14	25	18.00	3.000					
43 Senny Rieal, R ERA: 3.62	(8, 1) 1.0	5	1	1	1	0	1	0	0	0	0	0	0	10	18	9.00	2.000					
Bruce Chen, L ERA: 7.56	(9, 1) 1.0	4	1	0	0	1	0	1	0	0	0	0	0	10	17	0.00	1.000					

Toronto Blue Jays @ Baltimore Orioles
 Oriole Park at Camden Yards, Baltimore, MD
 Tue Jun 06 2006, 7:05 PM EDT
 Att: 16,968 - Partly Cloudy - 78 F

AB	36
R	6
H	13
RBI	6
BB	4
SO	5
LOB	24



Batter	1	2	3	4	5	6	7	8	9	AB	R	H	RBI	BB	SO	LOB	BOTTOM					
1 Brian Roberts, S OBP: 0.369, SLG: 0.379	0-1 G4-3		0-1 F9		1-1 G3-1		1-0 G5-4-3		3-3 K	5	0	0	0	0	1	4						
6 Melvin Mora, R OBP: 0.351, SLG: 0.444	3-2 10 1B 55 1B 1B		1-3 K		3-2 P2		3-2 10 G3-4 1B		3-3 K	5	2	2	0	0	2	0						
10 Miguel Tejada, R OBP: 0.386, SLG: 0.559	1-2 G5-3 55 1B 1B		0-1 17 G6-3 1B		1-2 G6-3		0-1 G3-4-1		3-2 F7	5	1	2	0	0	0	1						
55 Ramon Hernandez, R OBP: 0.366, SLG: 0.512	1-1 G5-3 1B		3-2 G6-3		1-1 P3		0-0 P4			4	0	1	1	0	0	2						
Kevin Millar, R OBP: 0.355, SLG: 0.417	1-2 G5-3		1-0 17 1B HBP		4-1 2B 21 E BB		2-2 1B			2	1	1	1	1	0	2						
17 Corey Patterson, L OBP: 0.335, SLG: 0.466	0-0 G3		1-1 1-2 2H 1B		1-1 K		0-3 K		0-3 K	4	0	1	1	0	2	4						
Javy Lopez, R OBP: 0.335, SLG: 0.447		3-2 K	0-3 K		2-0 21 E 2B				0-1 G1-3	4	0	1	0	0	2	2						
Jeff Conine, R OBP: 0.313, SLG: 0.391		3-1 F7			4-0 21 E IBB				0-0 P4	3	0	0	0	1	0	0						
21 Nick Markakis, L OBP: 0.309, SLG: 0.320		4-1 BB			1-0 G4-3		1-0 E6 1 G5-4-3		1-3 K	3	0	0	1	1	1	2						
Inning Stats	R: 1 E: 0 K: 0 S: 15	H: 3 LOB: 2 BB: 0 P: 21	R: 0 E: 0 K: 1 S: 8	H: 0 LOB: 1 BB: 1 P: 18	R: 1 E: 0 K: 2 S: 13	H: 2 LOB: 2 BB: 0 P: 19	R: 0 E: 0 K: 0 S: 6	H: 0 LOB: 0 BB: 0 P: 9	R: 0 E: 0 K: 0 S: 8	H: 0 LOB: 0 BB: 0 P: 13	R: 1 E: 1 K: 1 S: 7	H: 1 LOB: 2 BB: 2 P: 19	R: 1 E: 0 K: 1 S: 13	H: 2 LOB: 1 BB: 0 P: 18	R: 0 E: 0 K: 1 S: 6	H: 0 LOB: 0 BB: 0 P: 7	R: 0 E: 0 K: 2 S: 10	H: 0 LOB: 0 BB: 0 P: 19	1B: 7 2B: 1 3B: 0 HR: 0	SF: 0 SAC: 0 DP: 1 HBP: 1	WP: 0 PB: 0 SB: 0 CS: 0	PA: 39
PITCHER	IP WLS BF H R ER SO BB IBB HBP BLK WP HR S P ERA WHIP																					
48 Ty Taubenheim, R ERA: 5.65	(1, 1) 5.0	22	5	2	2	3	1	0	1	0	0	0	0	7	19	9.00	2.000					
37 Scott Downs, L ERA: 4.97	(6, 1) 1.0	W 6	1	1	1	1	1	1	0	0	0	0	0	0	10	15	13.50	3.000				
Justin Speier, R ERA: 2.95	(7, 1) 0.2	H 4	2	1	1	0	0	0	0	0	0	0	0	3	3	0.00	0.000					
Scott Schoeneweis, L ERA: 5.89	(7, 1) 0.1	H 1	0	0	0	1	0	0	0	0	0	0	0	6	7	0.00	0.000					
54 Jason Frasor, R ERA: 5.14	(8, 1) 1.0	H 3	0	0	0	1	0	0	0	0	0	0	0	6	7	0.00	0.000					

Toronto Blue Jays @ Baltimore Orioles
 Oriole Park at Camden Yards, Baltimore, MD
 Tue Jun 06 2006, 7:05 PM EDT
 Att: 16,968 - Partly Cloudy - 78 F

AB	35
R	4
H	8
RBI	4
BB	3
SO	8
LOB	17



Batter	1	2	3	4	5	6	7	8	9	AB	R	H	RBI	BB	SO	LOB	TOP								
3 Reed Johnson, R OBP: 0.449, SLG: 0.480 (1, 7)	F9	15 1B		F9		10 BB		K		5	0	2	2	0	1	1	Toronto Blue Jays @ Baltimore Orioles Oriole Park at Camden Yards, Baltimore, MD Thu Jun 08 2006, 7:05 PM EDT Att: 17,637 - Clear - 78 F								
15 Alex Rios, R OBP: 0.388, SLG: 0.609 (1, 9)	25 F	1B			F9	K			P4	4	0	1	1	1	1	3									
10 Vernon Wells, R OBP: 0.383, SLG: 0.608 (1, 8)	F9	G6-3			F9	25 FC6-4			F9	4	0	0	1	1	0	3									
25 Troy Glaus, R OBP: 0.366, SLG: 0.570 (1, 5)	E8			G5-3		FC6-4			K	5	0	1	0	0	2	3									
Shea Hillenbrand, R OBP: 0.378, SLG: 0.544 (1, 10)	G6-3			G6-4-3		G1-3			G4-3	4	0	1	0	0	0	2									
Bengie Molina, R OBP: 0.325, SLG: 0.422 (1, 2)		G4-3		G6-4-3		1B			F8	4	1	1	0	0	0	1									
17 Lyle Overbay, L OBP: 0.365, SLG: 0.461 (1, 3)						1B			F7	4	2	3	0	0	0	0									
2 Aaron Hill, R OBP: 0.318, SLG: 0.371 (1, 6)						K			G1-3	4	2	2	0	0	1	1									
Edgardo Alfonzo, R OBP: 0.188, SLG: 0.128 (6, PH)										2	0	1	0	0	0	2									
Frank Catalanotto, L OBP: 0.424, SLG: 0.600 (6, PH)										1	0	1	1	0	0	0									
Luis Figueroa, S OBP: 0.111, SLG: 0.222 (6, 4)										1	0	0	0	0	0	0									
Inning Stats	R: 0 E: 1 K: 0 S: 14	H: 1 LOB: 2 BB: 1 P: 23	R: 2 E: 0 K: 0 S: 13	H: 4 LOB: 2 BB: 0 P: 24	R: 0 E: 0 K: 0 S: 8	H: 1 LOB: 0 BB: 0 P: 12	R: 0 E: 0 K: 1 S: 7	H: 2 LOB: 1 BB: 0 P: 12	R: 0 E: 0 K: 1 S: 8	H: 0 LOB: 0 BB: 0 P: 12	R: 3 E: 0 K: 1 S: 19	H: 5 LOB: 3 BB: 1 P: 31	R: 0 E: 0 K: 0 S: 7	H: 0 LOB: 0 BB: 0 P: 10	R: 0 E: 0 K: 1 S: 6	H: 0 LOB: 0 BB: 0 P: 11	R: 0 E: 0 K: 1 S: 11	H: 0 LOB: 0 BB: 0 P: 16	1B: 13 2B: 1 3B: 0 HR: 0	SF: 0 SAC: 0 DP: 2 HBP: 0	WP: 0 PB: 0 SB: 0 CS: 1	PA: 40			
PITCHER	IP	WLS	BF	H	R	ER	SO	BB	IBB	HBP	BLK	WP	HR	S	P	ERA	WHIP								
29 Adam Loewen, L ERA: 7.8 (1, 1)	5.1		26	11	5	5	2	1	0	0	0	0	0	58	96	8.44	2.250								
Todd Williams, R ERA: 4.43 (6, 1)	0.2	B	5	2	0	0	1	1	0	0	0	0	0	11	18	0.00	4.500								
43 Senny Rleal, R ERA: 3.49 (7, 1)	1.0		3	0	0	0	0	0	0	0	0	0	0	7	10	0.00	0.000								
25 Kurt Birkins, L ERA: 0.51 (8, 1)	1.0	W	3	0	0	0	1	0	0	0	0	0	0	6	11	0.00	0.000								
37 Chris Ray, R ERA: 2.49 (9, 1)	1.0	S	3	0	0	0	1	0	0	0	0	0	0	11	16	0.00	0.000								


AB	38
R	5
H	13
RBI	5
BB	2
SO	5
LOB	16





Batter	1	2	3	4	5	6	7	8	9	AB	R	H	RBI	BB	SO	LOB	BOTTOM								
1 Brian Roberts, S OBP: 0.382, SLG: 0.392 (1, 4)	G4-3		6 1B				G6-3			4	1	2	1	1	0	0	Toronto Blue Jays @ Baltimore Orioles Oriole Park at Camden Yards, Baltimore, MD Thu Jun 08 2006, 7:05 PM EDT Att: 17,637 - Clear - 78 F								
6 Melvin Mora, R OBP: 0.356, SLG: 0.444 (1, 5)	G4-3		10 1B			SF8		G4-3		4	0	1	2	0	0	2									
10 Miguel Tejada, R OBP: 0.388, SLG: 0.553 (1, 6)	L8					K		G4-3		4	0	1	1	0	1	0									
55 Ramon Hernandez, R OBP: 0.360, SLG: 0.502 (1, 2)		G3	G4-3				G5-3			4	0	1	0	0	0	2									
Kevin Millar, R OBP: 0.351, SLG: 0.400 (8, PR)		G1-3			G3		E5			3	1	0	0	1	0	0									
Ed Rogers, R OBP: 0.231, SLG: 0.231 (8, PR)							12 FC3-6			0	1	0	0	0	0	0									
Jeff Conine, R OBP: 0.311, SLG: 0.389 (9, 3)								17 HBP		0	0	0	0	0	0	0									
17 Corey Patterson, L OBP: 0.338, SLG: 0.470 (1, 8)		G6-3			E1		12 FC3-6			4	0	2	0	0	0	2									
Javy Lopez, R OBP: 0.331, SLG: 0.438 (1, 10)					12 FC6-4		E4			4	1	2	0	0	1	3									
12 Brandon Fahey, L OBP: 0.319, SLG: 0.360 (1, 7)					FC6-4		FC3-6			3	2	0	2	0	0	4									
Luis Matos, R OBP: 0.256, SLG: 0.350 (9, 7)					6 1B					0	0	0	0	0	0	0									
21 Nick Markakis, L OBP: 0.301, SLG: 0.310 (1, 9)					F9		1B			4	1	1	0	0	0	6									
Inning Stats	R: 0 E: 0 K: 0 S: 5	H: 0 LOB: 0 BB: 0 P: 7	R: 0 E: 0 K: 0 S: 10	H: 0 LOB: 0 BB: 0 P: 14	R: 2 E: 0 K: 0 S: 16	H: 4 LOB: 2 BB: 0 P: 24	R: 0 E: 1 K: 1 S: 8	H: 1 LOB: 1 BB: 0 P: 9	R: 1 E: 0 K: 1 S: 14	H: 2 LOB: 2 BB: 0 P: 20	R: 1 E: 2 K: 0 S: 10	H: 1 LOB: 2 BB: 0 P: 16	R: 0 E: 0 K: 0 S: 6	H: 0 LOB: 0 BB: 0 P: 8	R: 3 E: 0 K: 0 S: 23	H: 2 LOB: 2 BB: 2 P: 38	R: 0 E: 0 K: 1 S: 11	H: 0 LOB: 0 BB: 0 P: 16	1B: 9 2B: 1 3B: 0 HR: 0	SF: 1 SAC: 0 DP: 0 HBP: 1	WP: 1 PB: 0 SB: 1 CS: 1	PA: 38			
PITCHER	IP	WLS	BF	H	R	ER	SO	BB	IBB	HBP	BLK	WP	HR	S	P	ERA	WHIP								
32 Roy Halladay, R ERA: 2.93 (1, 1)	6.0		27	4	3	2	0	0	0	0	0	0	0	63	90	4.50	1.333								
Francisco Del Rosario, R ERA: 4.5 (7, 1)	1.0	L	5	1	2	2	0	1	0	0	0	0	0	11	18	18.00	2.000								
Scott Schoeneweis, L ERA: 5.68 (8, 1)	0.1	H	1	0	0	0	0	0	0	0	0	0	0	2	2	0.00	0.000								
Justin Speier, R ERA: 3.32 (8, 1)	0.1	B	4	1	0	0	0	1	0	1	0	0	0	12	20	0.00	0.000								
37 Scott Downs, L ERA: 4.91 (8, 1)	0.1		1	0	1	1	0	0	0	0	0	1	0	4	6	27.00	0.000								


AB	34
R	7
H	10
RBI	6
BB	2
SO	2
LOB	19



Batter	1	2	3	4	5	6	7	8	9	AB R H RBI BB SO LOB	TOP																		
28 Curtis Granderson, L (1, 8) OBP: 0.381, SLG: 0.477	4-1 E5 BB		1-1 30 BB 1B		1 SAFE 2-3 K	0-3 K			1-3 K	4 1 1 1 1 3 3	Detroit Tigers @ Toronto Blue Jays Rogers Centre, Toronto, ON Fri Jun 09 2006, 7:07 PM EDT Att: 21,425 - Roof Closed - 68 F livebaseballscores.com AB 36 R 5 H 8 RBI 5 BB 4 SO 11 LOB 16 																		
14 Placido Polanco, R (1, 4) OBP: 0.304, SLG: 0.359	2-1 F8		3-2 F8		1 SAFE 1-0 HR		2-1 G6-3		2-2 E5	5 1 1 2 0 0 2																			
Ivan Rodriguez, R (1, 2) OBP: 0.342, SLG: 0.438	2-2 E5		4-2 30 BB 1B		0-1 G4-3		0-0 30 BB 1B		1-3 K	4 0 1 0 1 1 2																			
30 Magglio Ordonez, R (1, 9) OBP: 0.359, SLG: 0.531	0-0 F9		2-1 BB		3-1 F7		4-2 BB		0-0 F7	4 0 1 1 1 0 2																			
9 Carlos Guillen, S (1, 6) OBP: 0.372, SLG: 0.479		2-2 G5-3		2-3 K			2-0 G6-3		3-2 F9	4 0 0 0 0 1 4																			
33 Marcus Thames, R (1, 7) OBP: 0.392, SLG: 0.690		3-2 F8		1-3 K			0-0 31 BB 15 BB 1B		2-3 K	3 1 1 0 0 1 0 1 0 0 0 0 1 2																			
Alexis Gomez, L (6, 7)																													
20 Omar Infante, R (1, 10) OBP: 0.318, SLG: 0.432		1-3 K		0-2 F9			0-0 F9		3-2 F8	4 0 0 0 0 1 1																			
31 Chris Shelton, R (1, 3) OBP: 0.360, SLG: 0.549			1-0 F7		3-3 K		0-2 15 BB 1B		2-3 K	4 0 1 0 0 2 0																			
15 Brandon Inge, R (1, 5) OBP: 0.284, SLG: 0.456			1-0 28 BB 1B 2B		4-0 14 HR BB		1-0 1B		3-3 K	3 2 2 1 1 1 0																			
Inning Stats	R: 0 E: 1 K: 0 S: 8	H: 0 LOB: 1 BB: 1 P: 16	R: 0 E: 0 K: 1 S: 10	H: 0 LOB: 0 BB: 0 P: 16	R: 2 E: 0 K: 1 S: 19	H: 3 LOB: 2 BB: 1 P: 32	R: 0 E: 0 K: 2 S: 9	H: 0 LOB: 0 BB: 0 P: 13	R: 2 E: 0 K: 1 S: 8	H: 1 LOB: 0 BB: 1 P: 18	R: 1 E: 0 K: 1 S: 10	H: 3 LOB: 0 BB: 0 P: 13	R: 0 E: 0 K: 1 S: 12	H: 1 LOB: 2 BB: 1 P: 23	R: 0 E: 0 K: 2 S: 11	H: 0 LOB: 0 BB: 0 P: 19	R: 0 E: 1 K: 2 S: 13	H: 0 LOB: 1 BB: 0 P: 17	1B: 6 2B: 1 3B: 0 HR: 1	SF: 0 SAC: 0 DP: 0 HBP: 0	WP: 0 PB: 0 SB: 1 CS: 0	PA: 40							
PITCHER	IP WLS BF H R ER SO BB IBB HBP BLK WP HR S P ERA WHIP											IP WLS BF H R ER SO BB IBB HBP BLK WP HR S P ERA WHIP																	
39 Gustavo Chacin, L (1, 1) ERA: 5.61	3.0	14	3	2	2	2	2	2	0	0	0	0	0	0	1	20	36	6.00	1.667										
37 Scott Downs, L (4, 1) ERA: 5.4	2.2	11	2	3	3	3	1	0	0	0	0	1	20	36	10.12	1.125													
Pete Walker, R (6, 1) ERA: 5.0	0.2	6	3	0	0	1	1	0	0	0	0	0	0	12	19	0.00	6.000												
54 Jason Frasor, R (7, 1) ERA: 6.29	1.2	W	5	0	0	0	3	0	0	0	0	0	18	31	0.00	0.000													
52 B.J. Ryan, L (9, 1) ERA: 0.61	1.0	4	0	0	0	2	0	0	0	0	0	0	13	17	0.00	0.000													

Batter	1	2	3	4	5	6	7	8	9	AB R H RBI BB SO LOB	BOTTOM															
3 Reed Johnson, R (1, 9) OBP: 0.454, SLG: 0.492	1-1 2B		0-3 K		1-2 17 BB 1B		3-2 F7	2-2 1B 10 BB 3B 1B		5 2 3 0 0 1 0	Detroit Tigers @ Toronto Blue Jays Rogers Centre, Toronto, ON Fri Jun 09 2006, 7:07 PM EDT Att: 21,425 - Roof Closed - 68 F livebaseballscores.com AB 37 R 10 H 14 RBI 10 BB 6 SO 8 LOB 20 															
Frank Catalanotto, L (1, 7) OBP: 0.435, SLG: 0.511	1-2 10 BB 2B		0-2 G6-3		4-0 17 BB BB		4-2 25 BB BB	0-1 10 BB 3B 1B		3 1 2 3 2 0 0 0 0 0 0 0 0 0																
Luis Figueroa, S (9, 4) OBP: 0.111, SLG: 0.222					1-2 BB		2-3 K	1-3 25 BB 1B 3B		5 2 3 2 0 2 3																
10 Vernon Wells, R (1, 8) OBP: 0.388, SLG: 0.621	0-0 2B		0-0 25 BB 2B		2-3 K		2-3 K	3-1 25 BB 1B 3B		4 1 2 2 1 2 4																
25 Troy Glaus, R (1, 5) OBP: 0.371, SLG: 0.573	1-3 K		0-0 2B		3-3 K		4-2 BB	1-0 17 BB 2B 1B		4 1 2 2 1 2 4																
17 Lyle Overbay, L (1, 3) OBP: 0.366, SLG: 0.462	2-3 K		0-0 F7		4-0 BB		1-2 G4-3	3-1 9 BB SF7 2B		4 1 1 1 1 1 5																
9 Gregg Zaun, S (1, 2) OBP: 0.373, SLG: 0.561	3-1 F8			0-1 G3	1-2 G4-3			F9		5 0 1 0 0 0 5																
Eric Hinske, L (1, 10) ERA: 4.25		2-2 G4-3		4-2 FC4 BB		3-2 G3-1		HR	SF7	2 0 0 0 1 0 0 1 1 1 2 0 0 0																
Shea Hillenbrand, R (8, PH) OBP: 0.379, SLG: 0.562																										
2 Aaron Hill, R (1, 6) OBP: 0.315, SLG: 0.366	1-2 G5-3			2-1 FC4		0-2 G5-3		3 BB 1B K		5 1 1 0 0 1 2																
Edgardo Alfonzo, R (1, 4) OBP: 0.182, SLG: 0.123		1-3 K		2-2 G4-3		1-0 P4		4-0 3 BB 1B BB		3 0 0 0 0 1 1 0 1 0 0 1 0 0																
15 Alex Rios, R (8, PH) OBP: 0.391, SLG: 0.609																										
Inning Stats	R: 1 E: 0 K: 2 S: 16	H: 3 LOB: 2 BB: 0 P: 24	R: 0 E: 0 K: 1 S: 9	H: 0 LOB: 0 BB: 0 P: 13	R: 1 E: 0 K: 1 S: 9	H: 2 LOB: 1 BB: 0 P: 9	R: 0 E: 0 K: 0 S: 10	H: 0 LOB: 1 BB: 1 P: 18	R: 0 E: 0 K: 2 S: 13	H: 1 LOB: 3 BB: 2 P: 28	R: 0 E: 0 K: 0 S: 7	H: 0 LOB: 0 BB: 0 P: 11	R: 0 E: 0 K: 1 S: 14	H: 0 LOB: 2 BB: 2 P: 29	R: 8 E: 0 K: 1 S: 26	H: 8 LOB: 1 BB: 1 P: 43	R: 0 E: 0 K: 1 S: 14	H: 0 LOB: 2 BB: 2 P: 29	R: 0 E: 0 K: 1 S: 14	H: 0 LOB: 2 BB: 2 P: 29	R: 8 E: 0 K: 1 S: 26	H: 8 LOB: 1 BB: 1 P: 43	1B: 7 2B: 5 3B: 1 HR: 1	SF: 1 SAC: 0 DP: 0 HBP: 0	WP: 0 PB: 0 SB: 0 CS: 0	PA: 44
PITCHER	IP WLS BF H R ER SO BB IBB HBP BLK WP HR S P ERA WHIP											IP WLS BF H R ER SO BB IBB HBP BLK WP HR S P ERA WHIP														
38 Jeremy Bonderman, R (1, 1) ERA: 4.25	6.0	27	6	2	2	6	3	0	0	0	0	0	14	29	3.00	1.500										
54 Joel Zumaya, R (7, 1) ERA: 2.48	1.0	H	5	0	0	0	2	0	0	0	0	0	2	2	0.00	0.000										
Jamie Walker, L (8, 1) ERA: 0.95	0.1	H	1	0	0	0	0	0	0	0	0	0	2	2	0.00	0.000										
56 Fernando Rodney, R (8, 1) ERA: 2.86	0.0	3	2	1	1	0	1	0	0	0	0	1	6	13	=	=										
59 Todd Jones, R (8, 1) ERA: 7.28	0.0	L	4	4	5	5	0	0	0	0	0	0	8	14	=	=										

Batter	1	2	3	4	5	6	7	8	9	AB R H RBI BB SO LOB	TOP									
28 Curtis Granderson, L (1, 8) OBP: 0.377, SLG: 0.467	3-3 K		0-3 K		1 SAFE 3-2 9 BB 1B	4-2 20 BB 2B		0-1 SH3		3 2 1 0 1 2 0	<p>Detroit Tigers @ Toronto Blue Jays Rogers Centre, Toronto, ON Sun Jun 11 2006, 1:07 PM EDT Att: 30,404 - Sunny - 59 F</p> <p>livebaseballscores.com</p> <p>AB 37 R 10 H 12 RBI 10 BB 4 SO 9 LOB 16</p> 									
20 Omar Infante, R (1, 4) OBP: 0.333, SLG: 0.435	0-2 1B 9 SF8 1B		3-1 F8		1-3 9 BB BB	0-0 2B 1B		2-2 F9		4 2 2 1 1 0 1										
Ivan Rodriguez, R (1, 2) OBP: 0.342, SLG: 0.451	1 SAFE 1-0 1B		1-3 K		0-3 K	0-1 1-H 2-H 3-H 2B		2-2 HR		5 1 3 5 0 2 3										
9 Carlos Guillen, S (1, 10)	0-0 SF8			3-3 K	2-2 1-3 2-H 3-H 1B	3-2 G5-3		2-1 G4-3		4 0 1 3 0 1 1										
33 Marcus Thames, R (1, 7) OBP: 0.391, SLG: 0.700	3-H G5-3			3-2 2B	0-0 F8			3-2 F9		5 0 1 0 0 1 4										
Alexis Gomez, L (1, 9)		2-2 1B		1-2 K		4-0 31 S 31 BB F9		1-2 G3		4 1 1 0 1 1 1										
31 Chris Shelton, R (1, 3) OBP: 0.354, SLG: 0.533		0-1 P2		2-1 L3		1 SAFE 2-1 39 FC4-6 15 BB 20 BB 1B		2-2 K		5 1 1 1 0 2 2										
15 Brandon Inge, R (1, 5) OBP: 0.284, SLG: 0.462		0-1 P2			0-0 G6-3	4-2 39 FC4-6 BB		0-2 F9		3 0 0 0 1 0 1										
39 Ramon Santiago, S (1, 6) OBP: 0.204, SLG: 0.226		1-1 F7			1-1 28 BB 9 BB 1B	0-0 FC4-6 20 BB 2B		1-1 28 SH3 HR 1B		4 3 2 0 0 0 3										
Inning Stats	R: 1 E: 0 K: 1 S: 11	H: 2 LOB: 1 BB: 0 P: 16	R: 0 E: 0 K: 0 S: 9	H: 1 LOB: 1 BB: 0 P: 13	R: 0 E: 0 K: 2 S: 10	H: 0 LOB: 0 BB: 0 P: 14	R: 0 E: 0 K: 2 S: 11	H: 1 LOB: 1 BB: 0 P: 20	R: 2 E: 0 K: 0 S: 15	H: 3 LOB: 2 BB: 1 P: 27	R: 0 E: 0 K: 1 S: 7	H: 0 LOB: 0 BB: 0 P: 10	R: 2 E: 0 K: 0 S: 18	H: 2 LOB: 0 BB: 0 P: 25	R: 0 E: 0 K: 1 S: 9	H: 0 LOB: 0 BB: 0 P: 15	1B: 9 2B: 2 3B: 0 HR: 1	SF: 1 SAC: 1 DP: 0 HBP: 0	WP: 0 PB: 0 SB: 1 CS: 0	PA: 43
PITCHER	IP WLS BF H R ER SO BB IBB HBP BLK WP HR S P ERA WHIP											PITCHER	IP WLS BF H R ER SO BB IBB HBP BLK WP HR S P ERA WHIP							
48 Ty Taubenheim, R (1, 1) ERA: 5.68	4.2 L 22 7 3 3 6 1 0 0 0 0 0 0 55 87 5.79 1.714											54 Jason Frasor, R (8, 1) ERA: 6.31	1.1 5 1 1 1 1 0 0 0 0 0 0 0 1 19 6.75 0.750							
Francisco Del Rosario, R (5, 1) ERA: 5.51	0.1 3 1 2 2 1 1 0 0 0 0 0 0 5 11 54.00 6.000																			
56 Brian Tallet, L (6, 1) ERA: 9.18	0.1 3 0 0 0 0 2 0 0 0 0 0 0 5 13 0.00 6.000																			
Vinnie Chulk, R (6, 1) ERA: 7.02	1.2 7 2 3 3 1 0 0 0 0 0 0 0 15 21 16.20 1.200																			
Scott Schoeneweis, L (8, 1) ERA: 5.95	0.2 3 1 1 1 0 0 0 0 0 0 0 0 8 11 13.50 1.500																			

Batter	1	2	3	4	5	6	7	8	9	AB R H RBI BB SO LOB	BOTTOM											
3 Reed Johnson, R (1, 7) OBP: 0.452, SLG: 0.481	4-2 10 BB BB		3-2 F8		1-3 K	1-2 G1-3		4-1 BB		3 0 0 0 2 1 4	<p>Detroit Tigers @ Toronto Blue Jays Rogers Centre, Toronto, ON Sun Jun 11 2006, 1:07 PM EDT Att: 30,404 - Sunny - 59 F</p> <p>livebaseballscores.com</p> <p>AB 36 R 5 H 9 RBI 5 BB 5 SO 12 LOB 20</p> 											
15 Alex Rios, R (1, 9) OBP: 0.379, SLG: 0.600	0-3 K		2-2 P4		3-3 K		2-2 HR	2-3 K		5 1 1 1 0 3 3												
10 Vernon Wells, R (1, 8) OBP: 0.382, SLG: 0.608	4-1 1-2 BB		2-3 K		0-0 P3		0-2 F9 2B		3-2 F8	4 0 1 0 1 1 1												
25 Troy Glaus, R (1, 5) OBP: 0.377, SLG: 0.596	1-3 K		3-3 K			3-2 HR	4-2 BB		3-2 K	4 1 1 1 1 3 2												
Shea Hillenbrand, R (1, 3) OBP: 0.373, SLG: 0.562	2-2 P6			3-3 K	1-1 HR	1-0 F6		0-0 P4		5 1 1 1 0 1 4												
Bengie Molina, R (1, 2) OBP: 0.327, SLG: 0.435		2-0 HR		1-1 P3		2-2 F8	0-1 F9		2-3 F9	4 1 1 1 0 0 2												
17 Lyle Overbay, L (1, 10) OBP: 0.362, SLG: 0.468		2-2 F8		2-3 K		1-0 2 FC5-4 1B		0-3 K		4 0 1 0 0 2 2												
2 Aaron Hill, R (1, 6) OBP: 0.317, SLG: 0.364		3-2 G5-3 1B			4-0 2B BB	2-2 FC5-4 1B		2-3 K		3 1 1 0 1 1 1												
Edgardo Alfonzo, R (1, 4) OBP: 0.200, SLG: 0.149		1-0 G5-3			0-1 1-H 2B	1-0 1B		0-1 G5-3		4 0 2 1 0 0 1												
Inning Stats	R: 0 E: 0 K: 2 S: 12	H: 0 LOB: 2 BB: 2 P: 23	R: 1 E: 0 K: 0 S: 12	H: 2 LOB: 1 BB: 0 P: 23	R: 0 E: 0 K: 2 S: 10	H: 0 LOB: 0 BB: 0 P: 17	R: 0 E: 0 K: 2 S: 10	H: 0 LOB: 0 BB: 0 P: 16	R: 1 E: 0 K: 2 S: 10	H: 1 LOB: 1 BB: 1 P: 18	R: 2 E: 0 K: 0 S: 18	H: 4 LOB: 2 BB: 0 P: 29	R: 1 E: 0 K: 1 S: 17	H: 2 LOB: 2 BB: 1 P: 24	R: 0 E: 0 K: 2 S: 9	H: 0 LOB: 1 BB: 1 P: 17	R: 0 E: 0 K: 1 S: 7	H: 0 LOB: 0 BB: 0 P: 13	1B: 3 2B: 2 3B: 0 HR: 4	SF: 0 SAC: 0 DP: 0 HBP: 0	WP: 0 PB: 0 SB: 0 CS: 0	PA: 41
PITCHER	IP WLS BF H R ER SO BB IBB HBP BLK WP HR S P ERA WHIP											PITCHER	IP WLS BF H R ER SO BB IBB HBP BLK WP HR S P ERA WHIP									
29 Nate Robertson, L (1, 1) ERA: 3.5	5.0 W 23 5 4 4 8 3 0 0 0 0 0 1 24 37 9.00 5.000																					
Jason Grilli, R (6, 1) ERA: 4.43	1.0 8 4 1 1 0 1 0 0 0 0 0 1 24 37 9.00 5.000																					
54 Joel Zumaya, R (7, 1) ERA: 2.25	3.0 S 10 0 0 0 4 1 0 0 0 0 0 0 22 37 0.00 0.333																					

Batter	1	2	3	4	5	6	7	8	9	AB	R	H	RBI	BB	SO	LOB	TOP			
1 Brian Roberts, S OBP: 0.395, SLG: 0.405	2-1 G6-3		2-2 L8		0-0 G1-3			1-1 G6-3		4	0	0	0	0	0	0	<p>Baltimore Orioles @ Toronto Blue Jays Rogers Centre, Toronto, ON Tue Jun 13 2006, 7:07 PM EDT Att: 20,766 - Partly Cloudy - 70 F</p>			
6 Melvin Mora, R OBP: 0.347, SLG: 0.426	2-0 G5-3		2-1 G6-3			1-1 P3		1-1 1B		4	0	1	0	0	0	0				
10 Miguel Tejada, R OBP: 0.387, SLG: 0.557	0-1 L8		0-0 HR			0-0 G4-3		1-2 L9		4	1	1	1	0	0	1				
31 Jay Gibbons, L OBP: 0.312, SLG: 0.495 Luis Matos, R OBP: 0.329, SLG: 0.329		2-2 BB 55 1B	1-1 G6-3			2-2 F7			1-1 L8	2	0	1	0	0	0	0				
55 Ramon Hernandez, R OBP: 0.358, SLG: 0.513		1-2 BB 1B		1-0 P2			1-1 G1-3		0-0 L7	4	0	1	0	0	0	0				
17 Corey Patterson, L OBP: 0.340, SLG: 0.457		0-0 L8		1-0 G4-3			0-0 G4-3 1B		0-2 FC4-6 1B	4	0	2	0	0	0	2				
Javy Lopez, R OBP: 0.332, SLG: 0.432		0-1 F8		1-2 G5-3			1-0 G4-3		0-2 FC4-6 1-2	4	0	0	0	0	0	4				
Kevin Millar, R OBP: 0.356, SLG: 0.399		4-1 1-2 2-3 BB		1-1 F7			2-3 K			2	0	0	0	1	1	1				
21 Nick Markakis, L OBP: 0.295, SLG: 0.302		1-3 K		1-3 K			0-2 G4-3			3	0	0	0	0	2	3				
Inning Stats	R: 0 E: 0 K: 0 S: 5	H: 0 LOB: 0 BB: 0 P: 9	R: 0 E: 0 K: 1 S: 14	H: 2 LOB: 3 BB: 1 P: 22	R: 1 E: 0 K: 0 S: 8	H: 1 LOB: 0 BB: 0 P: 13	R: 0 E: 0 K: 0 S: 5	H: 0 LOB: 0 BB: 0 P: 8	R: 0 E: 0 K: 1 S: 7	H: 0 LOB: 0 BB: 0 P: 10	R: 0 E: 0 K: 1 S: 7	H: 1 LOB: 1 BB: 0 P: 11	R: 0 E: 0 K: 0 S: 10	H: 1 LOB: 1 BB: 0 P: 13	R: 0 E: 0 K: 0 S: 9	H: 1 LOB: 1 BB: 0 P: 10	1B: 5 2B: 0 3B: 0 HR: 1	SF: 0 SAC: 0 DP: 0 HBP: 0	WP: 0 PB: 0 SB: 0 CS: 0	PA: 34
PITCHER 32 Roy Halladay, R ERA: 2.75	IP: 9.0 WLS: W BF: 34 H: 6 R: 1 ER: 1 SO: 3 BB: 1 IBB: 0 HBP: 0 BLK: 0 WP: 0 HR: 1 S: 71 P: 104 ERA: 1.00 WHIP: 0.778																			

Batter	1	2	3	4	5	6	7	8	9	AB	R	H	RBI	BB	SO	LOB	BOTTOM			
3 Reed Johnson, R OBP: 0.444, SLG: 0.479	2-3 K			3-1 G4-3		2-2 2H 2B		2-2 F7		5	0	1	1	0	2	3	<p>Baltimore Orioles @ Toronto Blue Jays Rogers Centre, Toronto, ON Tue Jun 13 2006, 7:07 PM EDT Att: 20,766 - Partly Cloudy - 70 F</p>			
15 Alex Rios, R OBP: 0.391, SLG: 0.624	4-1 10 HR BB	1-1 FC3-2 25 WP 10 BB			0-1 L8	4-0 2B			4-0 BB	2	1	0	0	2	0	3				
10 Vernon Wells, R OBP: 0.378, SLG: 0.607	2-1 SAFE SAFE 1H HR	4-2 25 WP BB			0-0 G5-3	1-2 P6				3	1	1	3	1	0	2				
25 Troy Glaus, R OBP: 0.366, SLG: 0.575	0-1 G4-3	3-0 G6-3			3-2 P3		3-2 F8			4	0	0	0	0	0	2				
Shea Hillenbrand, R OBP: 0.373, SLG: 0.557	4-1 FC4-6 BB		1-0 F8			1-0 F8	0-0 1B 2 2-1 2B			3	0	1	0	1	0	0				
Bengie Molina, R OBP: 0.331, SLG: 0.433	0-1 FC4-6 1-2		0-1 F8			4-1 2 2B 8 1B BB	2-1 2-3 1B			3	1	1	0	1	0	1				
17 Lyle Overbay, L OBP: 0.358, SLG: 0.458		3-2 8 E FC3-2 15 1B	1-2 G4-3			0-0 F9	0-0 P5			4	0	1	0	0	0	3				
2 Aaron Hill, R OBP: 0.323, SLG: 0.375		1-1 15 FC3-2 10 BB 8 E 1B		1-2 P3		0-0 8 1B 2B	1-1 2-1	2-3 K		4	2	2	0	0	1	0				
8 Russ Adams, L OBP: 0.305, SLG: 0.367		2-0 FC2 10 BB 25 WP 15 FC3-2 1B		0-3 K		1-1 3 2B 1B		0-0 F7		4	2	1	2	0	1	2				
Inning Stats	R: 2 E: 0 K: 1 S: 12	H: 1 LOB: 1 BB: 2 P: 24	R: 2 E: 1 K: 1 S: 17	H: 2 LOB: 2 BB: 1 P: 31	R: 0 E: 0 K: 0 S: 9	H: 0 LOB: 0 BB: 0 P: 11	R: 0 E: 0 K: 1 S: 8	H: 0 LOB: 0 BB: 0 P: 12	R: 0 E: 0 K: 0 S: 6	H: 0 LOB: 0 BB: 0 P: 9	R: 3 E: 0 K: 0 S: 12	H: 3 LOB: 2 BB: 2 P: 25	R: 0 E: 0 K: 0 S: 8	H: 2 LOB: 2 BB: 0 P: 14	R: 0 E: 0 K: 1 S: 9	H: 0 LOB: 0 BB: 0 P: 13	1B: 4 2B: 3 3B: 0 HR: 1	SF: 0 SAC: 0 DP: 0 HBP: 0	WP: 1 PB: 0 SB: 0 CS: 0	PA: 37
PITCHER 29 Adam Loewen, L ERA: 7.84 43 Sandy Rieal, R ERA: 3.34 Bruce Chen, L ERA: 7.33	IP: 0.1 WLS: L BF: 3 H: 1 R: 0 ER: 0 SO: 0 BB: 1 IBB: 0 HBP: 0 BLK: 0 WP: 0 HR: 0 S: 6 P: 13 ERA: 0.00 WHIP: 6.000	IP: 2.0 WLS: L BF: 8 H: 2 R: 0 ER: 0 SO: 1 BB: 0 IBB: 0 HBP: 0 BLK: 0 WP: 0 HR: 0 S: 17 P: 27 ERA: 0.00 WHIP: 1.000																		



Batter	1	2	3	4	5	6	7	8	9	AB	R	H	RBI	BB	SO	LOB	TOP										
15 Alex Rios, R OBP: 0.386, SLG: 0.612 (1, 9)	L4		1B 2B BB		F9			F9		3	1	0	0	1	0	0											
Frank Catalanotto, L OBP: 0.434, SLG: 0.522 (1, 7)	G4-3		1B 2B			G4-3		25 F9 10 BB 1B		4	1	2	0	0	0	0											
10 Vernon Wells, R OBP: 0.380, SLG: 0.615 (1, 8)	G6-3		2B			G4-3		17 S BB		3	0	1	2	1	0	0											
25 Troy Glaus, R OBP: 0.352, SLG: 0.558 (1, 6)		K	P4			F8		F9		4	0	0	0	0	1	3											
17 Lyle Overbay, L OBP: 0.359, SLG: 0.458 (1, 3)						F8		F8		4	0	2	0	0	0	2											
Shea Hillenbrand, R OBP: 0.365, SLG: 0.531 (1, 5)	G6-3		1B			G5-3		K		4	0	1	0	0	1	2											
Bengie Molina, R OBP: 0.330, SLG: 0.425 (1, 2)	F7		G6-4-3			G6-4-3		G5-3		4	0	1	0	0	0	2											
8 Russ Adams, L OBP: 0.297, SLG: 0.343 (1, 4)			G6-3			K		L8		4	0	0	0	0	2	2											
44 Casey Janssen, R 56 Brian Tallet, L 6 John McDonald, R 37 Scott Downs, L Eric Hinske, L Francisco Del Rosario, R Vinnie Chulk, R (1, 1) (4, 1) (5, PH) (5, 1) (7, PH) (7, 1) (8, 1)			K			G6-3		K		1	0	0	0	0	0	0											
Inning Stats	R: 0 E: 0 K: 0 S: 6	H: 0 LOB: 0 BB: 0 P: 7	R: 0 E: 0 K: 1 S: 10	H: 1 LOB: 1 BB: 0 P: 16	R: 2 E: 0 K: 1 S: 12	H: 2 LOB: 1 BB: 1 P: 19	R: 0 E: 0 K: 0 S: 10	H: 1 LOB: 0 BB: 0 P: 14	R: 0 E: 0 K: 1 S: 7	H: 0 LOB: 0 BB: 0 P: 9	R: 0 E: 0 K: 0 S: 4	H: 0 LOB: 0 BB: 0 P: 6	R: 0 E: 0 K: 1 S: 12	H: 2 LOB: 2 BB: 0 P: 22	R: 0 E: 0 K: 0 S: 13	H: 1 LOB: 2 BB: 1 P: 25	R: 0 E: 0 K: 2 S: 8	H: 0 LOB: 0 BB: 0 P: 9	1B: 4 2B: 3 3B: 0 HR: 0	SF: 0 SAC: 0 DP: 1 HBP: 0	WP: 0 PB: 0 SB: 1 CS: 0	PA: 35					
PITCHER	IP	WLS	BF	H	R	ER	SO	BB	IBB	HBP	BLK	WP	HR	S	P	ERA	WHIP										
Brian Moehler, R ERA: 6.29 (1, 1)	7.0	W	27	6	2	2	4	1	0	0	0	0	0	61	93	2.57	1.000										
Randy Messenger, R ERA: 3.7 (8, 1)	1.0		5	1	0	0	0	1	0	0	0	0	0	13	25	0.00	2.000										
Matt Herges, R ERA: 4.82 (9, 1)	1.0		3	0	0	0	2	0	0	0	0	0	0	8	9	0.00	0.000										

Toronto Blue Jays @ Florida Marlins
Dolphin Stadium, Miami, FL
Sat Jun 17 2006, 6:05 PM EDT
Att: 12,099 - Partly Cloudy - 84 F

AB	33
R	2
H	7
RBI	2
BB	2
SO	6
LOB	13



Batter	1	2	3	4	5	6	7	8	9	AB	R	H	RBI	BB	SO	LOB	BOTTOM										
2 Hanley Ramirez, R OBP: 0.338, SLG: 0.405 (1, 6)	G6-3		K		G5-3		6 HBP BB			4	0	0	0	1	1	5											
6 Dan Uggla, R OBP: 0.333, SLG: 0.514 61 Reggie Abercrombie, R OBP: 0.281, SLG: 0.343 (1, 4) (9, 8)	17 1B 1B		17 2B BB		17 HR BB		K			2	2	1	1	2	1	1											
17 Mike Jacobs, L OBP: 0.363, SLG: 0.493 Randy Messenger, R Matt Herges, L (1, 3) (8, 1) (9, 1)	1B		1B 2B		HR		G4-3	F7		5	2	3	2	0	0	3											
Miguel Cabrera, R OBP: 0.442, SLG: 0.575 (1, 5)	G6-3		27 1B 1B IBB		CS 1B		G5-3	P4		4	1	2	1	1	0	0											
Joe Borchard, S OBP: 0.342, SLG: 0.390 (1, 7)	G6-3		27 1B 1B		K		F9	1B		5	1	2	0	0	1	3											
27 Jeremy Hermida, L OBP: 0.358, SLG: 0.413 (1, 9)			4 G3-1 2B		1B 1B 1B			P5		4	2	3	1	1	0	1											
4 Alfredo Amezaga, S OBP: 0.345, SLG: 0.400 (9, 4)	G3-1		L4		K			G4-3		5	0	0	0	0	2	7											
Miguel Olivo, R OBP: 0.315, SLG: 0.446 (1, 2)			SH1-4 IBB		1B 1B		G5-3 SH1-4 1B	F7		3	0	2	2	1	0	1											
Brian Moehler, R OBP: 0.136, SLG: 0.095 12 Cody Ross, R Wes Helms, R (1, 1) (7, PH) (8, 3)			SH1-4 1B		SH1-4 1B		6 HBP 2 WP BB			1	0	1	1	0	0	0											
Inning Stats	R: 1 E: 0 K: 0 S: 11	H: 3 LOB: 1 BB: 0 P: 18	R: 0 E: 0 K: 0 S: 7	H: 1 LOB: 2 BB: 1 P: 13	R: 4 E: 0 K: 1 S: 14	H: 5 LOB: 2 BB: 2 P: 31	R: 2 E: 0 K: 2 S: 17	H: 3 LOB: 1 BB: 1 P: 31	R: 0 E: 0 K: 0 S: 9	H: 1 LOB: 1 BB: 0 P: 14	R: 0 E: 0 K: 0 S: 7	H: 0 LOB: 0 BB: 0 P: 14	R: 1 E: 0 K: 1 S: 18	H: 0 LOB: 3 BB: 3 P: 36	R: 0 E: 0 K: 0 S: 7	H: 1 LOB: 1 BB: 0 P: 9	1B: 11 2B: 3 3B: 0 HR: 1	SF: 0 SAC: 2 DP: 2 HBP: 1	WP: 1 PB: 0 SB: 1 CS: 1	PA: 43							
PITCHER	IP	WLS	BF	H	R	ER	SO	BB	IBB	HBP	BLK	WP	HR	S	P	ERA	WHIP										
44 Casey Janssen, R ERA: 4.5 (1, 1)	3.0	L	22	11	7	7	1	2	2	0	0	0	0	10	17	0.00	1.000										
56 Brian Tallet, L ERA: 6.14 (4, 1)	1.0		3	1	0	0	2	0	0	0	0	0	0	16	28	0.00	0.500										
37 Scott Downs, L ERA: 5.28 (5, 1)	2.0		7	1	0	0	1	0	0	0	0	0	0	18	36	9.00	3.000										
Francisco Del Rosario, R ERA: 5.03 (7, 1)	1.0		7	0	1	1	1	3	0	1	0	1	0	16	28	9.00	3.000										
Vinnie Chulk, R ERA: 5.95 (8, 1)	1.0		4	1	0	0	0	0	0	0	0	0	0	7	9	0.00	1.000										

Toronto Blue Jays @ Florida Marlins
Dolphin Stadium, Miami, FL
Sat Jun 17 2006, 6:05 PM EDT
Att: 12,099 - Partly Cloudy - 84 F

AB	33
R	8
H	14
RBI	8
BB	7
SO	5
LOB	21




Batter	1	2	3	4	5	6	7	8	9	AB	R	H	RBI	BB	SO	LOB	TOP			
Frank Catalanotto, L (1.7) OBP: 0.433, SLG: 0.516										4	0	1	0	1	0	0	Toronto Blue Jays @ Florida Marlins Dolphin Stadium, Miami, FL Sun Jun 18 2006, 1:05 PM EDT Att: 10,536 - Partly Cloudy - 87 F			
9 Gregg Zaun, S (1.2) OBP: 0.376, SLG: 0.571										5	0	1	1	0	0	2				
10 Vernon Wells, R (1.8) OBP: 0.384, SLG: 0.612										3	0	1	0	2	1	3				
25 Troy Glaus, R (1.5) OBP: 0.349, SLG: 0.551										5	0	1	0	0	2	7				
17 Lyle Overbay, L (1.3) OBP: 0.360, SLG: 0.455										4	0	1	0	1	1	2				
Eric Hinske, L (1.9) OBP: 0.355, SLG: 0.444										3	0	0	0	0	1	4				
15 Alex Rios, R (7.9) OBP: 0.383, SLG: 0.607										2	0	0	0	0	1	0				
8 Russ Adams, L (1.4) OBP: 0.306, SLG: 0.359										5	1	3	0	0	0	0				
2 Aaron Hill, R (1.6) OBP: 0.329, SLG: 0.370										1	0	1	0	3	0	0				
32 Roy Halladay, R (1.1) Shea Hillenbrand, R (7.7) Justin Speier, R (7.1) 52 B.J. Ryan, L (8.1)										3	0	0	0	0	2	7				
Inning Stats	R: 0 E: 0 K: 1 S: 16	H: 2 LOB: 3 BB: 2 P: 29	R: 1 E: 1 K: 2 S: 14	H: 1 LOB: 3 BB: 2 P: 26	R: 0 E: 0 K: 1 S: 10	H: 1 LOB: 0 BB: 1 P: 17	R: 0 E: 0 K: 0 S: 11	H: 0 LOB: 0 BB: 0 P: 13	R: 0 E: 0 K: 1 S: 10	H: 2 LOB: 3 BB: 1 P: 17	R: 0 E: 0 K: 0 S: 11	H: 2 LOB: 2 BB: 0 P: 19	R: 0 E: 0 K: 0 S: 11	H: 1 LOB: 1 BB: 0 P: 20	R: 0 E: 0 K: 1 S: 15	H: 0 LOB: 1 BB: 0 P: 16	1B: 8 2B: 1 3B: 0 HR: 0	SF: 0 SAC: 0 DP: 1 HBP: 0	WP: 0 PB: 0 SB: 0 CS: 0	PA: 43
PITCHER	IP WLS BF H R ER SO BB IBB HBP BLK WP HR S P ERA WHIP																			
55 Josh Johnson, R (1.1) ERA: 2.01	5.2 W 31 8 1 1 5 5 1 0 1 0 0 7 118 1.59 2.294																			
57 Taylor Tankersley, L (6.1) ERA: 1.74	0.1 H 1 0 0 0 0 0 0 0 0 0 0 0 11 20 0.00 1.000																			
60 Carlos Martinez, R (7.1) ERA: 3.06	1.0 H 4 1 0 0 0 1 1 0 0 0 0 0 15 28 0.00 1.000																			
19 Logan Kensing, R (8.1) ERA: 3.76	1.0 S 3 0 0 0 2 0 0 0 0 0 0 0 10 16 0.00 0.000																			

AB	36
R	1
H	9
RBI	1
BB	7
SO	8
LOB	26



Batter	1	2	3	4	5	6	7	8	9	AB	R	H	RBI	BB	SO	LOB	BOTTOM			
2 Hanley Ramirez, R (1.6) OBP: 0.337, SLG: 0.402										4	1	1	0	0	1	0	Toronto Blue Jays @ Florida Marlins Dolphin Stadium, Miami, FL Sun Jun 18 2006, 1:05 PM EDT Att: 10,536 - Partly Cloudy - 87 F			
6 Dan Uggla, R (1.4) OBP: 0.368, SLG: 0.525										4	1	3	1	0	1	0				
Miguel Cabrera, R (1.5) OBP: 0.439, SLG: 0.568										3	1	0	0	1	2	2				
12 Cody Ross, R (1.7) OBP: 0.349, SLG: 0.569										4	0	1	1	0	0	2				
27 Jeremy Hermida, L (1.9) OBP: 0.364, SLG: 0.411										3	1	1	1	1	1	0				
Wes Helms, R (1.3) OBP: 0.321, SLG: 0.500										3	0	2	0	0	0	0				
4 Alfredo Amezaga, S (1.8) OBP: 0.333, SLG: 0.386										3	0	0	0	0	1	3				
Miguel Olivo, R (1.2) OBP: 0.310, SLG: 0.440										2	0	0	1	0	2	1				
55 Josh Johnson, L (1.1) 57 Taylor Tankersley, L (6.1) 60 Carlos Martinez, R (7.1) Joe Borowski, R (8.1)										2	0	0	0	0	1	1				
Inning Stats	R: 0 E: 0 K: 0 S: 9	H: 1 LOB: 1 BB: 0 P: 15	R: 1 E: 0 K: 0 S: 10	H: 1 LOB: 1 BB: 1 P: 17	R: 1 E: 0 K: 1 S: 14	H: 2 LOB: 0 BB: 0 P: 17	R: 0 E: 0 K: 2 S: 11	H: 1 LOB: 1 BB: 0 P: 13	R: 2 E: 0 K: 2 S: 12	H: 3 LOB: 2 BB: 1 P: 23	R: 0 E: 0 K: 2 S: 7	H: 0 LOB: 0 BB: 0 P: 11	R: 0 E: 0 K: 1 S: 8	H: 0 LOB: 0 BB: 0 P: 10	R: 0 E: 0 K: 1 S: 8	H: 0 LOB: 0 BB: 0 P: 10		1B: 6 2B: 1 3B: 1 HR: 0	SF: 1 SAC: 0 DP: 1 HBP: 0	WP: 0 PB: 0 SB: 1 CS: 0
PITCHER	IP WLS BF H R ER SO BB IBB HBP BLK WP HR S P ERA WHIP																			
32 Roy Halladay, R (1.1) ERA: 2.94	6.0 L 26 8 4 0 0 2 0 0 0 0 0 0 8 63 0.00 1.500																			
Justin Speier, R (7.1) ERA: 2.73	1.0 3 0 0 0 2 0 0 0 0 0 0 0 8 11 0.00 0.000																			
52 B.J. Ryan, L (8.1) ERA: 0.53	1.0 3 0 0 0 1 0 0 0 0 0 0 0 8 10 0.00 0.000																			

AB	29
R	4
H	8
RBI	4
BB	2
SO	10
LOB	9



Batter	1	2	3	4	5	6	7	8	9	AB	R	H	RBI	BB	SO	LOB	TOP								
7 José Reyes, S OBP: 0.361, SLG: 0.495										5	2	4	2	0	0	0	New York Mets @ Toronto Blue Jays Rogers Centre, Toronto, ON Sun Jun 25 2006, 12:07 PM EDT Att: 32,277 - Sunny - 75 F								
10 Endy Chavez, L OBP: 0.313, SLG: 0.389										5	0	0	0	0	1	5									
15 Carlos Beltrán, S OBP: 0.395, SLG: 0.607										4	1	1	3	0	1	1									
21 Carlos Delgado, L OBP: 0.344, SLG: 0.523										4	0	0	0	0	1	1									
5 David Wright, R OBP: 0.402, SLG: 0.606										4	0	1	0	0	2	0									
22 Jose Valentin, S OBP: 0.338, SLG: 0.531										4	1	2	1	0	0	1									
Julio Franco, R OBP: 0.375, SLG: 0.458										3	0	1	0	1	0	1									
Xavier Nady, R OBP: 0.325, SLG: 0.503										4	1	1	0	0	1	3									
11 Ramon Castro, R OBP: 0.347, SLG: 0.427										4	2	2	0	0	1	1									
Inning Stats	R: 1 E: 0 K: 3 S: 12	H: 1 LOB: 0 BB: 0 P: 20	R: 0 E: 0 K: 0 S: 7	H: 1 LOB: 0 BB: 0 P: 11	R: 3 E: 0 K: 0 S: 13	H: 3 LOB: 0 BB: 0 P: 21	R: 0 E: 0 K: 0 S: 7	H: 0 LOB: 0 BB: 0 P: 10	R: 2 E: 0 K: 0 S: 16	H: 3 LOB: 1 BB: 0 P: 23	R: 1 E: 0 K: 1 S: 12	H: 2 LOB: 1 BB: 0 P: 17	R: 0 E: 0 K: 0 S: 5	H: 0 LOB: 0 BB: 0 P: 10	R: 0 E: 0 K: 2 S: 15	H: 1 LOB: 2 BB: 1 P: 25	R: 0 E: 0 K: 1 S: 12	H: 1 LOB: 0 BB: 0 P: 16	1B: 7 2B: 2 3B: 0 HR: 3	SF: 0 SAC: 0 DP: 0 HBP: 0	WP: 1 PB: 0 SB: 1 CS: 2	PA: 38			
PITCHER	IP	WLS	BF	H	R	ER	SO	BB	IBB	HBP	BLK	WP	HR	S	P	ERA	WHIP								
Josh Towers, R ERA: 9.11	4.0	L	18	7	6	6	3	0	0	0	0	0	2	43	66	13.50	1.750								
37 Scott Downs, L ERA: 4.98	1.0		4	1	0	0	0	0	0	0	0	1	0	12	19	0.00	1.000								
48 Ty Taubenheim, R ERA: 4.73	1.0		5	2	1	1	1	0	0	0	0	0	1	12	17	9.00	2.000								
Scott Schoeneweis, L ERA: 5.76	1.1		4	0	0	0	0	0	0	0	0	0	0	6	12	0.00	0.000								
54 Jason Frasor, R ERA: 5.46	1.2		7	2	0	0	3	1	0	0	0	0	0	26	39	0.00	1.800								

Batter	1	2	3	4	5	6	7	8	9	AB	R	H	RBI	BB	SO	LOB	BOTTOM								
3 Reed Johnson, R OBP: 0.460, SLG: 0.528										4	1	2	0	1	0	1	New York Mets @ Toronto Blue Jays Rogers Centre, Toronto, ON Sun Jun 25 2006, 12:07 PM EDT Att: 32,277 - Sunny - 75 F								
Frank Catalanotto, L OBP: 0.430, SLG: 0.506										3	0	1	1	1	0	0									
25 Troy Glaus, R OBP: 0.351, SLG: 0.541										1	0	0	0	0	0	1									
10 Vernon Wells, R OBP: 0.388, SLG: 0.622										3	0	1	0	2	0	1									
17 Lyle Overbay, L OBP: 0.371, SLG: 0.464										4	1	2	2	0	1	3									
Shea Hillenbrand, R OBP: 0.358, SLG: 0.508										4	0	0	0	0	2	4									
Eric Hinske, L OBP: 0.340, SLG: 0.429										4	0	1	0	0	1	0									
Bengie Molina, R OBP: 0.343, SLG: 0.435										4	1	1	1	0	0	2									
2 Aaron Hill, R OBP: 0.331, SLG: 0.361										2	0	0	0	1	1	0									
9 Gregg Zaun, S OBP: 0.390, SLG: 0.555										1	0	0	0	0	1	2									
6 John McDonald, R OBP: 0.269, SLG: 0.254										0	0	0	0	0	0	0									
8 Russ Adams, L OBP: 0.296, SLG: 0.337										3	1	1	0	0	0	1									
15 Alex Rios, R OBP: 0.376, SLG: 0.583										1	0	0	0	0	0	0									
Inning Stats	R: 1 E: 1 K: 1 S: 13	H: 2 LOB: 1 BB: 0 P: 17	R: 0 E: 0 K: 0 S: 10	H: 0 LOB: 1 BB: 1 P: 19	R: 0 E: 0 K: 0 S: 14	H: 1 LOB: 0 BB: 0 P: 19	R: 2 E: 0 K: 1 S: 9	H: 2 LOB: 0 BB: 0 P: 16	R: 1 E: 0 K: 0 S: 12	H: 1 LOB: 2 BB: 2 P: 25	R: 0 E: 0 K: 1 S: 6	H: 0 LOB: 0 BB: 0 P: 7	R: 0 E: 0 K: 0 S: 12	H: 1 LOB: 1 BB: 0 P: 19	R: 0 E: 0 K: 2 S: 14	H: 2 LOB: 2 BB: 0 P: 19	R: 0 E: 0 K: 1 S: 18	H: 0 LOB: 2 BB: 2 P: 31	1B: 6 2B: 1 3B: 0 HR: 2	SF: 1 SAC: 0 DP: 0 HBP: 0	WP: 0 PB: 0 SB: 1 CS: 0	PA: 40			
PITCHER	IP	WLS	BF	H	R	ER	SO	BB	IBB	HBP	BLK	WP	HR	S	P	ERA	WHIP								
Steve Trachsel, R ERA: 4.82	5.0	W	23	6	4	4	2	3	0	0	0	0	0	18	26	0.00	0.500								
Chad Bradford, R ERA: 2.6	2.0	H	7	1	0	0	1	0	0	0	0	0	0	14	19	0.00	2.000								
Aaron Heilman, R ERA: 4.39	1.0	H	5	2	0	0	2	0	0	0	0	0	0	18	31	0.00	2.000								
13 Billy Wagner, L ERA: 2.45	1.0	S	5	0	0	0	1	2	0	0	0	0	0	18	31	0.00	2.000								

AB	37
R	7
H	12
RBI	6
BB	1
SO	7
LOB	13



Batter	1	2	3	4	5	6	7	8	9	AB	R	H	RBI	BB	SO	LOB	TOP					
Alfonso Soriano, R (1,7) OBP: 0.339, SLG: 0.549	L9		K			G4-3 1B		F8		4	0	1	0	0	1	0						
Jose Vidro, S (1,4) OBP: 0.363, SLG: 0.406	G4-3 1B		1B			G4-3		P4		4	0	2	0	0	0	1						
Royce Clayton, R (1,6) OBP: 0.319, SLG: 0.348	G4-6-3		F8			G4-3		G5-3		4	0	0	0	0	0	3						
24 Nick Johnson, L (1,3) OBP: 0.438, SLG: 0.551		G3				K		G3		4	0	1	0	0	1	1						
11 Ryan Zimmerman, R (1,5) OBP: 0.325, SLG: 0.449		K				G5-4-3				3	0	0	0	0	2	1						
Jose Guillen, R (1,9) OBP: 0.288, SLG: 0.397		1B				G6-3		P2		3	0	1	0	0	0	0						
Marlon Anderson, L (1,10) OBP: 0.289, SLG: 0.368		1B				F8		K		3	0	1	0	0	1	0						
Brian Schneider, L (1,2) OBP: 0.305, SLG: 0.304		K				G4-3		F7		3	0	0	0	0	1	2						
Marlon Byrd, R (1,8) OBP: 0.333, SLG: 0.350						G5-3		L7		3	0	0	0	0	1	0						
Inning Stats	R: 0 E: 0 K: 0 S: 6	H: 1 LOB: 0 BB: 0 P: 6	R: 0 E: 0 K: 2 S: 10	H: 2 LOB: 2 BB: 0 P: 14	R: 0 E: 0 K: 2 S: 10	H: 1 LOB: 1 BB: 0 P: 13	R: 0 E: 0 K: 0 S: 4	H: 1 LOB: 0 BB: 0 P: 5	R: 0 E: 0 K: 1 S: 6	H: 0 LOB: 0 BB: 0 P: 9	R: 0 E: 0 K: 1 S: 10	H: 1 LOB: 1 BB: 0 P: 12	R: 0 E: 0 K: 2 S: 9	H: 0 LOB: 0 BB: 0 P: 12	R: 0 E: 0 K: 0 S: 7	H: 0 LOB: 0 BB: 0 P: 11	R: 0 E: 0 K: 0 S: 8	H: 0 LOB: 0 BB: 0 P: 10	1B: 6 2B: 0 3B: 0 HR: 0	SF: 0 SAC: 0 DP: 2 HBP: 0	WP: 0 PB: 0 SB: 0 CS: 0	PA: 31
PITCHER 34 A.J. Burnett, R (1,1) ERA: 2.88	IP: 9.0 WLS: W BF: 31 H: 6 R: 0 ER: 0 SO: 7 BB: 0 IBB: 0 HBP: 0 BLK: 0 WP: 0 HR: 0 S: 70 P: 92 ERA: 0.00 WHIP: 0.667											PITCHER	IP: 9.0 WLS: W BF: 31 H: 6 R: 0 ER: 0 SO: 7 BB: 0 IBB: 0 HBP: 0 BLK: 0 WP: 0 HR: 0 S: 70 P: 92 ERA: 0.00 WHIP: 0.667									

Washington Nationals @ Toronto Blue Jays
Rogers Centre, Toronto, ON
Tue Jun 27 2006, 7:07 PM EDT
Att: 20,288 - Roof Closed - 68 F

AB	31
R	0
H	6
RBI	0
BB	0
SO	7
LOB	8



Batter	1	2	3	4	5	6	7	8	9	AB	R	H	RBI	BB	SO	LOB	BOTTOM			
15 Alex Rios, R (1,9) OBP: 0.383, SLG: 0.585	G1-3 HBP		E5 1B			F8		F8		4	0	3	2	0	0	1				
Frank Catalanotto, L (1,7) OBP: 0.431, SLG: 0.500 3 Reed Johnson, R (7, PR) OBP: 0.463, SLG: 0.528	G1-3		G6-4-3 BB			FC1-6		FC6-4 HBP		2	0	0	0	2	0	2				
10 Vernon Wells, R (1,8) OBP: 0.382, SLG: 0.611	FC6-4-5		F7			F8		FC6-4		5	0	0	0	0	1	9				
25 Troy Glaus, R (1,5) OBP: 0.350, SLG: 0.537	K		G6-4-3			K		FC6-4 1B		4	0	1	0	0	2	3				
17 Lyle Overbay, L (1,3) OBP: 0.373, SLG: 0.480		G6-3 2 HR				F8		G4-6-3		4	2	2	1	0	0	1				
Shea Hillenbrand, R (1,10) OBP: 0.357, SLG: 0.502		F9				E7		G6-3 1B 2B		3	1	0	0	1	0	1				
Bengie Molina, R (1,2) OBP: 0.341, SLG: 0.432		G6-3				L4		P4 2B 15 1B		4	1	1	0	0	0	2				
2 Aaron Hill, R (1,6) OBP: 0.333, SLG: 0.380		HR				L8		E6 8 G3 15 1B		4	2	2	3	0	0	1				
8 Russ Adams, L (1,4) OBP: 0.295, SLG: 0.331		F7				K		G3 15 1B		3	0	0	0	1	1	1				
Inning Stats	R: 0 E: 0 K: 1 S: 11	H: 0 LOB: 1 BB: 0 P: 17	R: 2 E: 0 K: 0 S: 14	H: 2 LOB: 0 BB: 0 P: 24	R: 0 E: 1 K: 0 S: 13	H: 1 LOB: 1 BB: 1 P: 23	R: 0 E: 1 K: 0 S: 7	H: 0 LOB: 1 BB: 0 P: 8	R: 0 E: 0 K: 1 S: 10	H: 1 LOB: 1 BB: 0 P: 13	R: 1 E: 0 K: 1 S: 8	H: 1 LOB: 0 BB: 0 P: 13	R: 0 E: 1 K: 1 S: 12	H: 0 LOB: 2 BB: 1 P: 22	R: 3 E: 0 K: 0 S: 13	H: 4 LOB: 3 BB: 2 P: 25	1B: 5 2B: 2 3B: 0 HR: 2	SF: 0 SAC: 0 DP: 2 HBP: 2	WP: 0 PB: 0 SB: 0 CS: 0	PA: 39
PITCHER Ramon Ortiz, R (1,1) ERA: 5.18 57 Jason Bergmann, R (7, 1) ERA: 7.07 Bill Bray, L (8, 1) ERA: 5.02	IP: 6.2 WLS: L BF: 28 H: 5 R: 3 ER: 3 SO: 3 BB: 1 IBB: 0 HBP: 0 BLK: 0 WP: 0 HR: 2 S: 71 P: 110 ERA: 4.05 WHIP: 0.900											PITCHER	IP: 6.2 WLS: L BF: 28 H: 5 R: 3 ER: 3 SO: 3 BB: 1 IBB: 0 HBP: 0 BLK: 0 WP: 0 HR: 2 S: 71 P: 110 ERA: 4.05 WHIP: 0.900							

Washington Nationals @ Toronto Blue Jays
Rogers Centre, Toronto, ON
Tue Jun 27 2006, 7:07 PM EDT
Att: 20,288 - Roof Closed - 68 F

AB	33
R	6
H	9
RBI	6
BB	4
SO	4
LOB	21



Batter	1	2	3	4	5	6	7	8	9	AB	R	H	RBI	BB	SO	LOB	TOP								
Alfonso Soriano, R OBP: 0.337, SLG: 0.542 (1, 7)										4	0	0	0	1	1	1	<p>Washington Nationals @ Toronto Blue Jays Rogers Centre, Toronto, ON Wed Jun 28 2006, 7:07 PM EDT Att: 17,067 - Roof Closed - 68 F</p> <p>livebaseballscorecards.com</p>								
Royce Clayton, R OBP: 0.316, SLG: 0.346 (1, 6)										4	0	1	0	0	1	2									
Jose Vidro, S OBP: 0.365, SLG: 0.411 (1, 10)										4	1	2	0	0	0	1									
24 Nick Johnson, L OBP: 0.439, SLG: 0.548 (1, 3)										3	0	1	0	1	0	1									
11 Ryan Zimmerman, R (1, 5) OBP: 0.327, SLG: 0.454 (9, PH)										4	0	2	1	0	2	2									
Jose Guillen, R OBP: 0.283, SLG: 0.388 (1, 9)										4	0	0	0	0	2	3									
Marlon Byrd, R OBP: 0.333, SLG: 0.355 (1, 8)										3	0	1	0	0	1	2									
Marlon Anderson, L (9, PH) OBP: 0.287, SLG: 0.364 (9, PH)										1	0	0	0	0	1	0									
Brian Schneider, L OBP: 0.300, SLG: 0.297 (1, 2)										3	0	0	0	0	1	1									
Damian Jackson, R OBP: 0.288, SLG: 0.432 (1, 4)										0	0	0	0	1	0	0									
Darvle Ward, L (9, PH) OBP: 0.427, SLG: 0.661 (9, PH)										0	0	0	0	1	0	0									
Inning Stats	R: 0 E: 0 K: 3 S: 11	H: 1 LOB: 2 BB: 1 P: 17	R: 0 E: 0 K: 0 S: 8	H: 0 LOB: 0 BB: 0 P: 13	R: 0 E: 0 K: 0 S: 7	H: 1 LOB: 1 BB: 0 P: 12	R: 0 E: 0 K: 2 S: 8	H: 0 LOB: 0 BB: 0 P: 11	R: 0 E: 0 K: 0 S: 9	H: 1 LOB: 2 BB: 1 P: 16	R: 0 E: 0 K: 1 S: 13	H: 2 LOB: 2 BB: 0 P: 22	R: 0 E: 0 K: 1 S: 6	H: 0 LOB: 0 BB: 0 P: 10	R: 1 E: 0 K: 1 S: 10	H: 2 LOB: 1 BB: 1 P: 13	R: 0 E: 0 K: 2 S: 8	H: 0 LOB: 1 BB: 1 P: 17	1B: 4 2B: 3 3B: 0 HR: 0	SF: 0 SAC: 0 DP: 0 HBP: 0	WP: 0 PB: 0 SB: 0 CS: 0	PA: 37			
PITCHER	IP	WLS	BF	H	R	ER	SO	BB	IBB	HBP	BLK	WP	HR	S	P	ERA	WHIP								
Ted Lilly, L ERA: 3.87 (1, 1)	6.0	W	25	5	0	0	6	1	1	0	0	0	0	56	91	0.00	1.000								
37 Scott Downs, L ERA: 4.55 (7, 1)	2.0		8	2	1	1	2	0	0	0	0	0	0	16	23	4.50	1.000								
54 Jason Frasor, R ERA: 5.28 (9, 1)	1.0		4	0	0	0	2	1	0	0	0	0	0	8	17	0.00	1.000								

Batter	1	2	3	4	5	6	7	8	9	AB	R	H	RBI	BB	SO	LOB	BOTTOM								
3 Reed Johnson, R OBP: 0.462, SLG: 0.533 (1, 9)										4	1	1	2	1	1	0	<p>Washington Nationals @ Toronto Blue Jays Rogers Centre, Toronto, ON Wed Jun 28 2006, 7:07 PM EDT Att: 17,067 - Roof Closed - 68 F</p> <p>livebaseballscorecards.com</p>								
Frank Catalanotto, L OBP: 0.435, SLG: 0.508 (1, 7)										5	1	3	3	0	1	0									
10 Vernon Wells, R OBP: 0.380, SLG: 0.605 (1, 8)										3	0	0	0	1	0	3									
25 Troy Glaus, R OBP: 0.349, SLG: 0.533 (1, 5)										4	0	1	0	0	1	2									
17 Lyle Overbay, L OBP: 0.374, SLG: 0.487 (1, 10)										4	0	2	1	0	0	2									
Shea Hillenbrand, R OBP: 0.355, SLG: 0.498 (1, 3)										4	0	1	0	0	0	1									
Bengie Molina, R OBP: 0.354, SLG: 0.440 (1, 2)										3	2	3	0	1	0	0									
2 Aaron Hill, R OBP: 0.332, SLG: 0.382 (1, 6)										4	1	1	0	0	0	3									
8 Russ Adams, L OBP: 0.296, SLG: 0.331 (1, 4)										3	1	1	0	0	1	2									
6 John McDonald, R OBP: 0.265, SLG: 0.250 (8, 4)										1	0	0	0	0	0	0									
Inning Stats	R: 0 E: 0 K: 1 S: 13	H: 2 LOB: 2 BB: 0 P: 16	R: 0 E: 0 K: 0 S: 6	H: 1 LOB: 0 BB: 0 P: 11	R: 0 E: 0 K: 0 S: 8	H: 0 LOB: 0 BB: 0 P: 12	R: 0 E: 0 K: 0 S: 9	H: 1 LOB: 1 BB: 0 P: 12	R: 4 E: 0 K: 0 S: 15	H: 5 LOB: 2 BB: 1 P: 26	R: 2 E: 0 K: 1 S: 14	H: 2 LOB: 2 BB: 2 P: 28	R: 0 E: 0 K: 1 S: 14	H: 2 LOB: 2 BB: 0 P: 20	R: 0 E: 0 K: 0 S: 6	H: 0 LOB: 0 BB: 0 P: 8	1B: 8 2B: 4 3B: 1 HR: 0	SF: 0 SAC: 0 DP: 0 HBP: 0	WP: 0 PB: 0 SB: 0 CS: 0	PA: 38					
PITCHER	IP	WLS	BF	H	R	ER	SO	BB	IBB	HBP	BLK	WP	HR	S	P	ERA	WHIP								
41 Shawn Hill, R ERA: 4.66 (1, 1)	5.0	L	23	9	4	4	2	1	0	0	0	0	0	51	77	7.20	2.000								
52 Saul Rivera, R ERA: 4.4 (6, 1)	0.2		5	1	2	2	1	1	1	0	0	0	0	10	22	27.00	3.000								
Mike Stanton, L ERA: 5.06 (6, 1)	1.1		7	3	0	0	1	0	0	0	0	0	0	18	26	0.00	2.250								
57 Jason Bergmann, R (8, 1) ERA: 6.6 (8, 1)	1.0		3	0	0	0	0	0	0	0	0	0	0	6	8	0.00	0.000								

Batter	1	2	3	4	5	6	7	8	9	AB	R	H	RBI	BB	SO	LOB	TOP		
Alfonso Soriano, R OBP: 0.336, SLG: 0.542 (1, 7)	0-3 K2-3		3-3 K			0-2 2B		2-2 G5-3		4	0	1	0	0	2	0	Washington Nationals @ Toronto Blue Jays Rogers Centre, Toronto, ON Thu Jun 29 2006, 7:07 PM EDT Att: 17,175 - Roof Closed - 68 F livebaseballscores.com		
Royce Clayton, R OBP: 0.317, SLG: 0.342 (1, 6)	2-0 G5-3			1-3 K		1-3 K		4-0 G3-6-3 BB		3	0	0	0	1	2	1			
Jose Vidro, S OBP: 0.361, SLG: 0.405 (1, 10)	1-1 G6-3			0-0 G6-3		1-0 G3-1		0-2 G3-6-3 1-2		4	0	0	0	0	2				
24 Nick Johnson, L OBP: 0.433, SLG: 0.539 (1, 3)		1-1 P3		3-2 G6-3			2-2 L5		2-2 G3-1	4	0	0	0	0	0				
Daryle Ward, L OBP: 0.423, SLG: 0.661 Jose Guillen, R OBP: 0.262, SLG: 0.386 (1, 9) (8, 9)	0-1 G3				1-0 L9		2-1 11 2B		0-3 K	3	1	1	0	0	0	0			
11 Ryan Zimmerman, R OBP: 0.326, SLG: 0.454 (1, 5)	1-1 G6-3				2-1 F8		0-0 2B		0-1 G6-3	4	1	1	1	0	0	0			
Marlon Anderson, L OBP: 0.305, SLG: 0.445 (1, 4)			2-1 HR		3-2 HR		0-0 2B			3	2	3	3	0	0	0			
13 Robert Fick, L OBP: 0.288, SLG: 0.347 (1, 2)			1-1 G4-3		3-2 G4-3		1-0 F8			3	0	0	0	0	0	1			
Marlon Byrd, R OBP: 0.329, SLG: 0.349 (1, 8)			2-2 G5-3			2-3 K	1-0 L7			3	0	0	0	0	1				
Inning Stats	R: 0 E: 0 K: 1 S: 6	H: 0 LOB: 0 BB: 0 P: 9	R: 0 E: 0 K: 0 S: 6	H: 0 LOB: 0 BB: 0 P: 8	R: 1 E: 0 K: 1 S: 11	H: 1 LOB: 0 BB: 0 P: 19	R: 0 E: 0 K: 1 S: 7	H: 0 LOB: 0 BB: 0 P: 11	R: 1 E: 0 K: 0 S: 10	H: 1 LOB: 1 BB: 0 P: 19	R: 2 E: 0 K: 0 S: 10	H: 3 LOB: 1 BB: 0 P: 16	R: 0 E: 0 K: 0 S: 6	H: 0 LOB: 0 BB: 1 P: 12	R: 0 E: 0 K: 1 S: 10	H: 0 LOB: 0 BB: 0 P: 12		1B: 0 2B: 4 3B: 0 HR: 2	SF: 0 SAC: 0 DP: 1 HBP: 0
PITCHER	IP WLS BF H R ER SO BB IBB HBP BLK WP HR S P ERA WHIP	IP WLS BF H R ER SO BB IBB HBP BLK WP HR S P ERA WHIP	IP WLS BF H R ER SO BB IBB HBP BLK WP HR S P ERA WHIP	IP WLS BF H R ER SO BB IBB HBP BLK WP HR S P ERA WHIP	IP WLS BF H R ER SO BB IBB HBP BLK WP HR S P ERA WHIP	IP WLS BF H R ER SO BB IBB HBP BLK WP HR S P ERA WHIP	IP WLS BF H R ER SO BB IBB HBP BLK WP HR S P ERA WHIP	IP WLS BF H R ER SO BB IBB HBP BLK WP HR S P ERA WHIP	IP WLS BF H R ER SO BB IBB HBP BLK WP HR S P ERA WHIP	IP WLS BF H R ER SO BB IBB HBP BLK WP HR S P ERA WHIP	IP WLS BF H R ER SO BB IBB HBP BLK WP HR S P ERA WHIP	IP WLS BF H R ER SO BB IBB HBP BLK WP HR S P ERA WHIP	IP WLS BF H R ER SO BB IBB HBP BLK WP HR S P ERA WHIP	IP WLS BF H R ER SO BB IBB HBP BLK WP HR S P ERA WHIP	IP WLS BF H R ER SO BB IBB HBP BLK WP HR S P ERA WHIP	IP WLS BF H R ER SO BB IBB HBP BLK WP HR S P ERA WHIP	IP WLS BF H R ER SO BB IBB HBP BLK WP HR S P ERA WHIP	IP WLS BF H R ER SO BB IBB HBP BLK WP HR S P ERA WHIP	IP WLS BF H R ER SO BB IBB HBP BLK WP HR S P ERA WHIP

Batter	1	2	3	4	5	6	7	8	9	AB	R	H	RBI	BB	SO	LOB	BOTTOM		
3 Reed Johnson, R OBP: 0.460, SLG: 0.526 (1, 9)	0-3 K	4-0 S BB		1-2 F8	0-1 1B		0-1 G4-3			4	0	1	1	1	1	0	Washington Nationals @ Toronto Blue Jays Rogers Centre, Toronto, ON Thu Jun 29 2006, 7:07 PM EDT Att: 17,175 - Roof Closed - 68 F livebaseballscores.com		
Frank Catalanotto, L OBP: 0.439, SLG: 0.608 (1, 7)	3-2 F8	4-1 SAFE SAFE BB		3-2 10 BB 1B	1-2 2H 1B		3-2 G4-3			4	0	2	1	1	0	0			
10 Vernon Wells, R OBP: 0.383, SLG: 0.607 (1, 8)	3-2 25 1B	0-0 L7		4-1 1B	0-0 G6-3		1-2 2B			4	1	2	0	1	0	4			
25 Troy Glaus, R OBP: 0.347, SLG: 0.527 (1, 5)	1-2 17 S 1B		1-1 P6	0-2 F6		1-3 K	3-3 K			5	0	1	1	0	2	3			
17 Lyle Overbay, L OBP: 0.375, SLG: 0.500 (1, 3)	2-1 F8		1-2 3B 2B	0-0 G3-1		1-0 HR		0-3 K		5	2	2	1	0	1	3			
9 Gregg Zaun, S OBP: 0.397, SLG: 0.557 (1, 2)		2-1 2B 2B	3-2 3B HBP		1-0 L7	4-0 1B BB		1-2 G1-3		3	2	1	0	1	0	0			
Eric Hinske, L OBP: 0.361, SLG: 0.474 (1, 10)		2-0 2 PB 8 SF8 2B	2-1 3B		4-1 2 1B BB	2-1 1B		2-1 G2-3		4	2	3	3	1	0	0			
2 Aaron Hill, R OBP: 0.331, SLG: 0.379 (1, 6)		3-1 G6-3	0-0 G6-3		2-2 3 1B BB	3-3 K				4	1	1	0	0	1	4			
8 Russ Adams, L OBP: 0.289, SLG: 0.326 (1, 4)		0-0 SF8	3-3 K		0-3 K	1-2 K				3	0	0	1	0	3	5			
Inning Stats	R: 1 E: 0 K: 1 S: 15	H: 2 LOB: 1 BB: 0 P: 24	R: 2 E: 0 K: 0 S: 8	H: 2 LOB: 2 BB: 2 P: 23	R: 2 E: 0 K: 1 S: 14	H: 2 LOB: 1 BB: 0 P: 24	R: 0 E: 0 K: 0 S: 13	H: 1 LOB: 2 BB: 1 P: 21	R: 2 E: 0 K: 1 S: 14	H: 3 LOB: 2 BB: 1 P: 22	R: 1 E: 0 K: 3 S: 13	H: 2 LOB: 1 BB: 1 P: 25	R: 0 E: 0 K: 1 S: 13	H: 1 LOB: 1 BB: 0 P: 20	R: 0 E: 0 K: 1 S: 9	H: 0 LOB: 0 BB: 0 P: 12		1B: 7 2B: 4 3B: 1 HR: 1	SF: 1 SAC: 0 DP: 0 HBP: 1
PITCHER	IP WLS BF H R ER SO BB IBB HBP BLK WP HR S P ERA WHIP	IP WLS BF H R ER SO BB IBB HBP BLK WP HR S P ERA WHIP	IP WLS BF H R ER SO BB IBB HBP BLK WP HR S P ERA WHIP	IP WLS BF H R ER SO BB IBB HBP BLK WP HR S P ERA WHIP	IP WLS BF H R ER SO BB IBB HBP BLK WP HR S P ERA WHIP	IP WLS BF H R ER SO BB IBB HBP BLK WP HR S P ERA WHIP	IP WLS BF H R ER SO BB IBB HBP BLK WP HR S P ERA WHIP	IP WLS BF H R ER SO BB IBB HBP BLK WP HR S P ERA WHIP	IP WLS BF H R ER SO BB IBB HBP BLK WP HR S P ERA WHIP	IP WLS BF H R ER SO BB IBB HBP BLK WP HR S P ERA WHIP	IP WLS BF H R ER SO BB IBB HBP BLK WP HR S P ERA WHIP	IP WLS BF H R ER SO BB IBB HBP BLK WP HR S P ERA WHIP	IP WLS BF H R ER SO BB IBB HBP BLK WP HR S P ERA WHIP	IP WLS BF H R ER SO BB IBB HBP BLK WP HR S P ERA WHIP	IP WLS BF H R ER SO BB IBB HBP BLK WP HR S P ERA WHIP	IP WLS BF H R ER SO BB IBB HBP BLK WP HR S P ERA WHIP	IP WLS BF H R ER SO BB IBB HBP BLK WP HR S P ERA WHIP	IP WLS BF H R ER SO BB IBB HBP BLK WP HR S P ERA WHIP	IP WLS BF H R ER SO BB IBB HBP BLK WP HR S P ERA WHIP



Batter	1	2	3	4	5	6	7	8	9	AB	R	H	RBI	BB	SO	LOB	TOP					
11 Jimmy Rollins, S OBP: 0.318, SLG: 0.418 Abraham Nunez, S OBP: 0.180, SLG: 0.208	2-1 F7		3-2 F9		0-1 F7		3-3 K		1-0 F9	3	0	0	0	0	0	1						
David Dellucci, L OBP: 0.365, SLG: 0.628	2-2 P5		3-1 F7		1-0 1B		2-1 HR			4	1	2	1	0	0	0						
26 Chase Utley, L OBP: 0.365, SLG: 0.505	4-1 BB		1-2 G3-1		1-1 G4-3		0-0 1B			3	0	1	0	1	0	2						
Bobby Abreu, L OBP: 0.444, SLG: 0.471	2-2 1B			1-1 G6-3		3-3 K		3-2 G6-3		4	0	1	0	0	1	1						
6 Ryan Howard, L OBP: 0.354, SLG: 0.613	4-2 BB			3-3 K		2-1 FC4-6 HBP 1B		0-0 G3		3	0	1	0	1	1	0						
Aaron Rowand, R OBP: 0.320, SLG: 0.445	1-3 K			1-0 1B		2-2 FC4-6 HBP		1-3 K		3	0	1	0	0	2	3						
8 Shane Victorino, S OBP: 0.351, SLG: 0.457		1-0 B1-3		0-2 G3		0-0 FC4-6		0-1 G5-3		4	0	0	0	0	0	3						
David Bell, R OBP: 0.327, SLG: 0.349		1-2 G6-3			0-0 1B	1-2 P2		0-3 K2-3		4	0	1	0	0	1	2						
Sal Fasano, R OBP: 0.281, SLG: 0.384		2-2 G6-3			0-0 P4		2-3 K		1-0 G5-3	4	0	0	0	0	1	1						
Inning Stats	R: 0 E: 0 K: 1 S: 17	H: 1 LOB: 3 BB: 2 P: 32	R: 0 E: 0 K: 0 S: 8	H: 0 LOB: 0 BB: 0 P: 12	R: 0 E: 0 K: 0 S: 9	H: 0 LOB: 0 BB: 0 P: 16	R: 0 E: 0 K: 1 S: 10	H: 1 LOB: 1 BB: 0 P: 15	R: 0 E: 0 K: 0 S: 7	H: 2 LOB: 2 BB: 0 P: 9	R: 0 E: 0 K: 1 S: 15	H: 1 LOB: 2 BB: 0 P: 23	R: 1 E: 0 K: 2 S: 16	H: 2 LOB: 1 BB: 0 P: 26	R: 0 E: 0 K: 1 S: 6	H: 0 LOB: 0 BB: 0 P: 7	R: 0 E: 0 K: 1 S: 5	H: 0 LOB: 0 BB: 0 P: 7	1B: 6 2B: 0 3B: 0 HR: 1	SF: 0 SAC: 0 DP: 0 HBP: 1	WP: 0 PB: 0 SB: 0 CS: 0	PA: 37
PITCHER	IP	WLS	BF	H	R	ER	SO	BB	IBB	HBP	BLK	WP	HR	S	P	ERA	WHIP					
44 Casey Janssen, R ERA: 4.38	6.0	W	26	5	0	0	3	2	0	1	0	0	0	66	107	0.00	1.167					
54 Jason Frasor, R ERA: 5.4	1.0		5	2	1	1	2	0	0	0	0	0	1	16	26	9.00	2.000					
56 Brian Tallet, L ERA: 5.3	1.0		3	0	0	0	1	0	0	0	0	0	0	6	7	0.00	0.000					
Pete Walker, R ERA: 4.82	1.0		3	0	0	0	1	0	0	0	0	0	0	5	7	0.00	0.000					

Philadelphia Phillies @ Toronto Blue Jays
Rogers Centre, Toronto, ON
Fri Jun 30 2006, 7:07 PM EDT
Att: 17,311 - Partly Cloudy - 79 F

AB 34
R 1
H 7
RBI 1
BB 2
SO 7
LOB 13





Batter	1	2	3	4	5	6	7	8	9	AB	R	H	RBI	BB	SO	LOB	BOTTOM					
Eric Hinske, L OBP: 0.363, SLG: 0.495	4-2 BB	0-0 HR		0-3 K		0-3 K		3-2 G4-3		4	2	1	1	1	2	3						
Frank Catalanotto, L OBP: 0.440, SLG: 0.505	4-1 BB	1-1 G3		1-0 F7		1-0 G6-3 G4-3 1B				3	1	1	0	1	0	0						
10 Vernon Wells, R OBP: 0.393, SLG: 0.694 3 Reed Johnson, R OBP: 0.458, SLG: 0.523	2-2 P2	1-0 1B		1-1 G4-3		1-2 G4-3		1-2 G4-3		3	1	1	0	0	0	2						
25 Troy Glaus, R OBP: 0.352, SLG: 0.535	1-1 HR	2-1 HR			4-1 G5-4-3 BB	2-2 G6-3		2-3 G4-3		3	2	2	2	1	0	1						
17 Lyle Overbay, L OBP: 0.376, SLG: 0.521	0-2 HR	0-0 HR			0-2 G5-4-3	1-2 G4-3		0-1 G4-3		4	2	2	5	0	0	2						
Shea Hillenbrand, R OBP: 0.354, SLG: 0.454	0-2 1B	1-2 F8			2-2 F9		2-1 F7			4	0	1	0	0	0	0						
Bengie Molina, R OBP: 0.352, SLG: 0.442	0-2 L5		1-1 G6-3			1-1 F9		0-1 WP 2B		4	0	1	0	0	0	1						
2 Aaron Hill, R OBP: 0.333, SLG: 0.379	3-2 F7		1-3 K			0-1 WP 1B		4-1 WP BB		3	0	1	0	1	1	1						
8 Russ Adams, L OBP: 0.285, SLG: 0.320 6 John McDonald, R OBP: 0.261, SLG: 0.246		1-2 P2	1-0 G3			1-0 P3		2-2 P4		3	0	0	0	0	0	1						
Inning Stats	R: 4 E: 0 K: 0 S: 27	H: 3 LOB: 1 BB: 2 P: 41	R: 4 E: 0 K: 0 S: 14	H: 4 LOB: 0 BB: 0 P: 20	R: 0 E: 0 K: 1 S: 6	H: 0 LOB: 0 BB: 0 P: 9	R: 0 E: 0 K: 1 S: 6	H: 0 LOB: 0 BB: 0 P: 8	R: 0 E: 0 K: 0 S: 7	H: 0 LOB: 0 BB: 1 P: 13	R: 0 E: 0 K: 1 S: 8	H: 1 LOB: 1 BB: 0 P: 10	R: 0 E: 0 K: 0 S: 9	H: 1 LOB: 1 BB: 0 P: 13	R: 0 E: 0 K: 0 S: 13	H: 1 LOB: 2 BB: 1 P: 24	1B: 4 2B: 3 3B: 0 HR: 3	SF: 0 SAC: 0 DP: 1 HBP: 0	WP: 2 PB: 0 SB: 1 CS: 0	PA: 37		
PITCHER	IP	WLS	BF	H	R	ER	SO	BB	IBB	HBP	BLK	WP	HR	S	P	ERA	WHIP					
Adam Bernero, R ERA: 36.0	2.0	L	15	7	8	8	0	2	0	0	0	0	3	41	61	36.00	4.500					
52 Fabio Castro, L ERA: 3.19	3.0		9	0	0	0	2	1	0	0	0	0	0	19	30	0.00	0.333					
Aaron Fultz, L ERA: 4.25	1.0		4	1	0	0	1	0	0	0	0	1	0	8	10	0.00	1.000					
Rick White, R ERA: 5.64	1.0		4	1	0	0	0	0	0	0	0	0	0	9	13	0.00	1.000					
Arthur Rhodes, L ERA: 4.73	1.0		5	1	0	0	0	1	0	0	0	1	0	13	24	0.00	2.000					

Philadelphia Phillies @ Toronto Blue Jays
Rogers Centre, Toronto, ON
Fri Jun 30 2006, 7:07 PM EDT
Att: 17,311 - Partly Cloudy - 79 F

AB 33
R 8
H 10
RBI 8
BB 4
SO 3
LOB 14



Batter	1	2	3	4	5	6	7	8	9	AB R H RBI BB SO LOB	TOP												
11 Jimmy Rollins, S OBP: 0.322, SLG: 0.428	1-3 K		4-0 26 1B BB		0-2 G3		0-0 26 1B 3B		1-1 2B	4 1 2 1 1 1 0	<p>Philadelphia Phillies @ Toronto Blue Jays Rogers Centre, Toronto, ON Sat Jul 01 2006, 4:07 PM EDT Att: 24,248 - Partly Cloudy - 84 F</p> <p>livebaseballscorecards.com</p> <p>AB 36 R 2 H 9 RBI 2 BB 2 SO 12 LOB 15</p> 												
26 Chase Utley, L OBP: 0.365, SLG: 0.503	3-2 L9		1-2 1B		3-3 K		2-1 1B		1-3 K	5 0 2 1 0 2 1													
Bobby Abreu, L OBP: 0.441, SLG: 0.466	1-0 G6-3		2-1 L9		1-2 G4-3		0-1 1B		0-3 K	5 0 1 0 0 1 3													
6 Ryan Howard, L OBP: 0.353, SLG: 0.607		2-3 K		4-2 HBP BB		2-3 K		0-0 F7		3 0 0 0 1 2 2													
Pat Burrell, R OBP: 0.375, SLG: 0.529		3-2 F9		0-0 F7		0-0 1B		2-1 F8		4 0 1 0 0 0 1													
David Dellucci, L OBP: 0.366, SLG: 0.633		1-1 2B		0-0 F7		2-3 K		3-2 1B		4 0 2 0 0 1 2													
Aaron Rowand, R OBP: 0.319, SLG: 0.440		1-3 K		1-0 HBP				1-3 K		3 0 0 0 0 3 2													
David Bell, R OBP: 0.326, SLG: 0.347			0-0 F9	2-2 F7			0-1 11 3B 1B		1-3 K	4 1 1 0 0 1 3													
27 Chris Coste, R OBP: 0.281, SLG: 0.290			2-2 P5		1-1 F7		1-1 F8		0-3 K	4 0 0 0 0 1 1													
Inning Stats	R: 0 E: 0 K: 1 S: 7	H: 0 LOB: 0 BB: 0 P: 12	R: 0 E: 0 K: 2 S: 11	H: 1 LOB: 1 BB: 0 P: 18	R: 0 E: 0 K: 0 S: 9	H: 1 LOB: 2 BB: 1 P: 18	R: 0 E: 0 K: 0 S: 12	H: 0 LOB: 0 BB: 0 P: 19	R: 0 E: 0 K: 1 S: 8	H: 1 LOB: 0 BB: 0 P: 12		R: 2 E: 0 K: 1 S: 13	H: 4 LOB: 2 BB: 0 P: 17	R: 0 E: 0 K: 2 S: 12	H: 1 LOB: 1 BB: 0 P: 19	R: 0 E: 0 K: 3 S: 12	H: 1 LOB: 1 BB: 0 P: 14	1B: 6 2B: 2 3B: 1 HR: 0	SF: 0 SAC: 0 DP: 0 HBP: 1	WP: 0 PB: 0 SB: 0 CS: 0	PA: 39		
PITCHER	IP WLS BF H R ER SO BB IBB HBP BLK WP HR S P ERA WHIP											IP WLS BF H R ER SO BB IBB HBP BLK WP HR S P ERA WHIP											
48 Ty Taubenheim, R ERA: 3.98	(1, 1) 5.0 20 2 0 0 4 2 0 1 0 0 0 0 47 79 0.00 0.800											52 B.J. Ryan, L ERA: 0.45	(8, 1) 1.2 6 1 0 0 5 0 0 0 0 0 0 8 16 0.00 1.000										
37 Scott Downs, L ERA: 4.82	(6, 1) 1.0 W 4 1 0 0 2 0 0 0 0 0 0 0 8 10 0.00 1.000																						
Justin Speier, R ERA: 2.94	(7, 1) 0.2 H 4 2 2 2 1 0 0 0 0 0 0 0 5 7 0.00 6.000																						
Scott Schoeneweis, L ERA: 5.61	(7, 1) 0.1 H 3 2 0 0 0 0 0 0 0 0 0 0 5 10 0.00 3.000																						
Pete Walker, R ERA: 4.76	(8, 1) 0.1 H 2 1 0 0 0 0 0 0 0 0 0 0 5 10 0.00 3.000																						

Batter	1	2	3	4	5	6	7	8	9	AB R H RBI BB SO LOB	BOTTOM											
3 Reed Johnson, R OBP: 0.461, SLG: 0.525	3-2 G4-3		2-0 G4-3		1-2 G6-3 1B		1-2 9 WP 1B		1-0 1B	5 1 3 0 0 0 0	<p>Philadelphia Phillies @ Toronto Blue Jays Rogers Centre, Toronto, ON Sat Jul 01 2006, 4:07 PM EDT Att: 24,248 - Partly Cloudy - 84 F</p> <p>livebaseballscorecards.com</p> <p>AB 34 R 5 H 12 RBI 4 BB 4 SO 5 LOB 16</p> 											
Frank Catalanotto, L OBP: 0.439, SLG: 0.503	1-0 9 G6-3 1B		1-2 F7		0-0 G6-3		1-0 9 1B 25 G6-4-3 1B		1-1 G6-3	5 1 2 0 0 0 3												
9 Gregg Zaun, S OBP: 0.400, SLG: 0.552	3-2 G6-3		4-2 25 FC6-4 BB		1-1 G3		1-0 25 G6-4-3 1B		1-3 2-H 1B	3 0 1 1 1 0 2												
25 Troy Glaus, R OBP: 0.350, SLG: 0.542	3-2 F9		1-1 FC6-4		2-2 HR		3-2 G6-4-3		1-2 1B	4 1 1 1 0 0 3												
17 Lyle Overbay, L OBP: 0.378, SLG: 0.524		0-0 2B		0-0 G4-3		1-1 F8		1-0 1B		4 0 2 0 0 0 0												
Shea Hillenbrand, R OBP: 0.354, SLG: 0.492		1-3 K		1-2 G4-3		3-2 HR 1B		1-3 K2-3		3 1 1 0 0 1 1												
6 John McDonald, R OBP: 0.297, SLG: 0.242				1-1 2B		2-2 HR 1B		4-2 G6-4-3 BB		2 1 2 2 2 0 0												
Eric Hinske, L OBP: 0.385, SLG: 0.545		4-1 BB		1-1 2B		1-1 HR		1-2 HR		4 0 0 0 0 2 4												
Bengie Molina, R OBP: 0.346, SLG: 0.433		2-3 K		0-2 G5-3		1-3 K		0-0 G6-4-3		4 0 0 0 0 2 4												
2 Aaron Hill, R OBP: 0.332, SLG: 0.375		3-2 L9		0-0 F8		1-2 K		4-1 3 1B BB		3 0 0 0 1 1 2												
Inning Stats	R: 0 E: 0 K: 0 S: 13	H: 1 LOB: 1 BB: 0 P: 23	R: 0 E: 0 K: 2 S: 14	H: 1 LOB: 2 BB: 1 P: 24	R: 0 E: 0 K: 0 S: 10	H: 0 LOB: 1 BB: 1 P: 18	R: 0 E: 0 K: 0 S: 10	H: 1 LOB: 1 BB: 0 P: 12	R: 0 E: 0 K: 0 S: 7	H: 1 LOB: 1 BB: 0 P: 9	R: 3 E: 0 K: 2 S: 19	H: 3 LOB: 0 BB: 0 P: 29	R: 2 E: 0 K: 1 S: 13	H: 4 LOB: 1 BB: 0 P: 20	R: 0 E: 0 K: 0 S: 7	H: 1 LOB: 2 BB: 2 P: 17	1B: 8 2B: 2 3B: 0 HR: 2	SF: 0 SAC: 0 DP: 2 HBP: 0	WP: 1 PB: 0 SB: 0 CS: 0	PA: 38		
PITCHER	IP WLS BF H R ER SO BB IBB HBP BLK WP HR S P ERA WHIP											IP WLS BF H R ER SO BB IBB HBP BLK WP HR S P ERA WHIP										
Cory Lidle, R ERA: 5.07	(1, 1) 6.0 L 27 7 3 3 4 2 0 0 0 0 1 0 9 15 27.00 4.500																					
Rick White, R ERA: 6.1	(7, 1) 0.2 4 3 2 2 0 0 0 0 0 0 0 0 11 22 0.00 3.000																					
Rheal Cormier, L ERA: 1.29	(7, 1) 1.1 7 2 0 0 1 2 0 0 0 0 0 0 11 22 0.00 3.000																					

Batter	1	2	3	4	5	6	7	8	9	AB	R	H	RBI	BB	SO	LOB	TOP								
3 Reed Johnson, R OBP: 0.460, SLG: 0.522										4	1	1	0	0	1	2									
2 Aaron Hill, R OBP: 0.330, SLG: 0.371										4	0	2	0	0	0	2									
10 Vernon Wells, R OBP: 0.384, SLG: 0.606										4	0	2	0	0	0	1									
25 Troy Glaus, R OBP: 0.342, SLG: 0.527										4	0	0	0	0	2	5									
Shea Hillenbrand, R OBP: 0.353, SLG: 0.491										4	0	1	1	0	0	3									
Bengie Molina, R OBP: 0.341, SLG: 0.429										4	0	0	0	0	1	5									
17 Lyle Overbay, L OBP: 0.370, SLG: 0.512										4	0	0	0	0	0	0									
21 Chad Mottola, R OBP: 0.250, SLG: 0.250										3	0	0	0	0	0	0									
Frank Catalanotto, L OBP: 0.436, SLG: 0.495										1	0	0	0	0	0	0									
Eric Hinske, L OBP: 0.392, SLG: 0.565										3	0	1	0	1	2	0									
Inning Stats	R: 0 E: 0 K: 1 S: 8	H: 0 LOB: 0 BB: 0 P: 10	R: 0 E: 0 K: 0 S: 5	H: 0 LOB: 0 BB: 0 P: 10	R: 0 E: 0 K: 0 S: 9	H: 0 LOB: 2 BB: 1 P: 16	R: 0 E: 0 K: 1 S: 8	H: 1 LOB: 1 BB: 0 P: 11	R: 0 E: 0 K: 1 S: 7	H: 0 LOB: 0 BB: 0 P: 8	R: 1 E: 0 K: 0 S: 13	H: 3 LOB: 2 BB: 0 P: 22	R: 0 E: 0 K: 0 S: 8	H: 1 LOB: 0 BB: 0 P: 13	R: 0 E: 0 K: 2 S: 12	H: 2 LOB: 2 BB: 0 P: 17	R: 0 E: 0 K: 1 S: 11	H: 0 LOB: 0 BB: 0 P: 16	1B: 6 2B: 1 3B: 0 HR: 0	SF: 0 SAC: 0 DP: 0 HBP: 0	WP: 0 PB: 0 SB: 0 CS: 0	PA: 36			
PITCHER	IP	WLS	BF	H	R	ER	SO	BB	IBB	HBP	BLK	WP	HR	S	P	ERA	WHIP								
48 John Rheinecker, L ERA: 3.88	7.0	W	28	5	1	1	3	1	0	0	0	0	0	58	90	1.29	0.857								
Francisco Cordero, R ERA: 4.81	1.0		5	2	0	0	2	0	0	0	0	0	0	12	17	0.00	2.000								
Bryan Corey, R ERA: 1.54	1.0		3	0	0	0	1	0	0	0	0	0	0	11	16	0.00	0.000								

Toronto Blue Jays @ Texas Rangers
Ameriquest Field, Arlington, TX
Mon Jul 03 2006, 8:05 PM EDT
Att: 30,110 - Clear - 91 F

AB 35
R 1
H 7
RBI 1
BB 1
SO 6
LOB 18



Batter	1	2	3	4	5	6	7	8	9	AB	R	H	RBI	BB	SO	LOB	BOTTOM								
Gary Matthews, S OBP: 0.375, SLG: 0.525										5	0	0	0	0	3	1									
Jerry Hairston, R OBP: 0.295, SLG: 0.288										4	2	2	0	1	0	0									
10 Michael Young, R OBP: 0.363, SLG: 0.445										4	1	2	2	1	1	1									
23 Mark Teixeira, S OBP: 0.351, SLG: 0.431										4	0	1	0	1	1	2									
Mark DeRosa, R OBP: 0.393, SLG: 0.511										4	2	3	3	0	0	1									
5 Ian Kinsler, R OBP: 0.383, SLG: 0.554										4	0	1	0	0	1	3									
Kevin Mench, R OBP: 0.331, SLG: 0.452										1	0	0	0	3	1	2									
19 Jason Botts, S OBP: 0.333, SLG: 0.383										3	0	0	1	0	3	6									
15 Gerald Laird, R OBP: 0.359, SLG: 0.567										4	1	1	0	0	2	1									
Inning Stats	R: 0 E: 0 K: 1 S: 9	H: 0 LOB: 1 BB: 1 P: 16	R: 1 E: 0 K: 2 S: 13	H: 2 LOB: 1 BB: 0 P: 22	R: 0 E: 0 K: 1 S: 9	H: 0 LOB: 0 BB: 0 P: 12	R: 0 E: 0 K: 1 S: 9	H: 1 LOB: 2 BB: 1 P: 19	R: 0 E: 0 K: 0 S: 7	H: 1 LOB: 1 BB: 0 P: 10	R: 1 E: 0 K: 0 S: 15	H: 1 LOB: 1 BB: 1 P: 22	R: 3 E: 0 K: 3 S: 18	H: 3 LOB: 3 BB: 3 P: 36	R: 1 E: 0 K: 3 S: 17	H: 2 LOB: 1 BB: 0 P: 25	1B: 5 2B: 4 3B: 0 HR: 1	SF: 1 SAC: 0 DP: 0 HBP: 0	WP: 0 PB: 0 SB: 1 CS: 0	PA: 40					
PITCHER	IP	WLS	BF	H	R	ER	SO	BB	IBB	HBP	BLK	WP	HR	S	P	ERA	WHIP								
Ted Lilly, L ERA: 3.82	6.0	L	26	5	2	2	6	2	1	0	0	0	0	15	31	40.50	7.500								
Pete Walker, R ERA: 5.59	0.2		8	3	3	3	2	2	1	0	0	0	0	3	5	0.00	0.000								
37 Scott Downs, L ERA: 4.89	0.1		1	0	0	0	1	0	0	0	0	0	0	3	5	0.00	0.000								
28 Shaun Marcum, R ERA: 13.5	1.0		5	2	1	1	3	0	0	0	0	0	0	17	25	9.00	2.000								

Toronto Blue Jays @ Texas Rangers
Ameriquest Field, Arlington, TX
Mon Jul 03 2006, 8:05 PM EDT
Att: 30,110 - Clear - 91 F

AB 33
R 6
H 10
RBI 6
BB 6
SO 12
LOB 17



Batter	1	2	3	4	5	6	7	8	9	AB	R	H	RBI	BB	SO	LOB	TOP					
3 Reed Johnson, R OBP: 0.457, SLG: 0.521 (1, 8)	F7			F9		1B		F7		4	1	1	0	0	0	0						
Frank Catalanotto, L OBP: 0.433, SLG: 0.450 (1, 7)	G6-3			G5-3		10 G6-4-3 2H		G6-3		4	0	1	1	0	0	0						
10 Vernon Wells, R OBP: 0.380, SLG: 0.598 (1, 10)	P4			F7		G6-4-3			G5-3	4	0	0	0	0	0	1						
25 Troy Glaus, R OBP: 0.341, SLG: 0.522 (1, 5)		F8			F8		FC6-4 BB		K	3	0	0	0	1	1	0						
Shea Hillenbrand, R OBP: 0.352, SLG: 0.487 (1, 3)		F7			WP 2 1B		F7		G5-3	4	0	1	0	0	0	1						
Bengie Molina, R OBP: 0.336, SLG: 0.423 (1, 2)		F8			F9		FC6-4			3	0	0	0	0	0	2						
2 Aaron Hill, R OBP: 0.330, SLG: 0.370 (1, 6)			F9		2H	1B		F9		3	0	1	0	0	0	1						
Eric Hinske, L OBP: 0.391, SLG: 0.586 (1, 9)			F8				G4-3		HR	3	1	1	1	0	0	0						
8 Russ Adams, L OBP: 0.283, SLG: 0.333 (1, 4)			G6-3				HR	L1		3	1	1	1	0	0	0						
Inning Stats	R: 0 E: 0 K: 0 S: 9	H: 0 LOB: 0 BB: 0 P: 15	R: 0 E: 0 K: 0 S: 5	H: 0 LOB: 0 BB: 0 P: 9	R: 0 E: 0 K: 0 S: 6	H: 0 LOB: 0 BB: 0 P: 8	R: 0 E: 0 K: 0 S: 8	H: 0 LOB: 0 BB: 0 P: 9	R: 0 E: 0 K: 0 S: 8	H: 2 LOB: 1 BB: 0 P: 13	R: 2 E: 0 K: 0 S: 9	H: 3 LOB: 0 BB: 0 P: 12	R: 0 E: 0 K: 0 S: 14	H: 0 LOB: 1 BB: 1 P: 23	R: 1 E: 0 K: 0 S: 11	H: 1 LOB: 0 BB: 0 P: 19	R: 0 E: 0 K: 1 S: 11	H: 0 LOB: 0 BB: 0 P: 15	1B: 3 2B: 1 3B: 0 HR: 2	SF: 0 SAC: 0 DP: 1 HBP: 0	WP: 1 PB: 0 SB: 0 CS: 0	PA: 32
PITCHER	IP	WLS	BF	H	R	ER	SO	BB	IBB	HBP	BLK	WP	HR	S	P	ERA	WHIP					
41 John Koronka, L ERA: 4.88 (1, 1)	8.0	L	29	6	3	3	0	1	0	0	0	1	2	70	108	3.38	0.875					
58 Wes Littleton, R ERA: (9, 1)	0.2		2	0	0	0	1	0	0	0	0	0	0	6	8	0.00	0.000					
Rick Bauer, R ERA: 3.38 (9, 1)	0.1		1	0	0	0	0	0	0	0	0	0	0	5	7	0.00	0.000					

Toronto Blue Jays @ Texas Rangers
Ameriquet Field, Arlington, TX
Tue Jul 04 2006, 8:05 PM EDT
Att. 42,350 - Overcast - 73 F

AB	31
R	3
H	6
RBI	3
BB	1
SO	1
LOB	5



Batter	1	2	3	4	5	6	7	8	9	AB	R	H	RBI	BB	SO	LOB	BOTTOM					
Gary Matthews, S OBP: 0.376, SLG: 0.526 (1, 8)	G6-3		G4-3			SAFE		FC6-4	F9	5	0	2	0	0	0	2						
Jerry Hairston, R OBP: 0.286, SLG: 0.279 (1, 7)	F8			K		2B		F8		4	0	0	0	0	1	4						
10 Michael Young, R OBP: 0.362, SLG: 0.443 (1, 6)	K			23 G5-3 1B		F9		FC6-4		4	0	1	0	0	1	4						
23 Mark Teixeira, S OBP: 0.353, SLG: 0.432 (1, 3)		1B		G5-3				F8	5 1B 1B	4	1	2	0	0	0	1						
9 Hank Blalock, L OBP: 0.347, SLG: 0.429 (1, 5)		F9			G6-4-3 1B				K	4	0	2	0	0	1	2						
Mark DeRosa, R OBP: 0.390, SLG: 0.507 (1, 9)		K			G6-4-3			P4	WP 5 1B	4	1	1	0	0	1	3						
5 Ian Kinsler, R OBP: 0.379, SLG: 0.545 (1, 4)		G5-3			G5-3			F7	WP WP 1B	4	0	1	1	0	0	2						
6 Brad Wilkerson, L OBP: 0.339, SLG: 0.465 (1, 10)			L5			2B		F8	L4	1	0	0	0	2	0	0						
Kevin Mench, R OBP: 0.330, SLG: 0.450 (9, PH)						BB				1	0	0	0	0	0	2						
Rod Barajas, R OBP: 0.301, SLG: 0.407 (1, 2)						F7		F7		3	0	0	0	1	1	2						
15 Gerald Laird, R OBP: 0.359, SLG: 0.587 (9, PR)									BB	0	0	0	0	0	0	0						
Inning Stats	R: 0 E: 0 K: 1 S: 6	H: 0 LOB: 0 BB: 0 P: 10	R: 0 E: 0 K: 1 S: 13	H: 1 LOB: 0 BB: 0 P: 18	R: 0 E: 0 K: 1 S: 10	H: 0 LOB: 0 BB: 0 P: 13	R: 0 E: 0 K: 1 S: 7	H: 1 LOB: 0 BB: 0 P: 10	R: 0 E: 0 K: 0 S: 7	H: 1 LOB: 0 BB: 0 P: 11	R: 0 E: 0 K: 0 S: 9	H: 1 LOB: 2 BB: 1 P: 14	R: 0 E: 0 K: 0 S: 8	H: 1 LOB: 1 BB: 0 P: 10	R: 0 E: 0 K: 0 S: 9	H: 1 LOB: 2 BB: 1 P: 15	R: 2 E: 0 K: 1 S: 23	H: 3 LOB: 2 BB: 1 P: 35	1B: 8 2B: 1 3B: 0 HR: 0	SF: 0 SAC: 0 DP: 2 HBP: 0	WP: 2 PB: 0 SB: 0 CS: 0	PA: 37
PITCHER	IP	WLS	BF	H	R	ER	SO	BB	IBB	HBP	BLK	WP	HR	S	P	ERA	WHIP					
32 Roy Halladay, R ERA: 3.02 (1, 1)	7.2	W	29	6	0	0	4	2	0	0	0	2	0	24	100	0.00	1.043					
52 B.J. Ryan, L ERA: 0.86 (8, 1)	1.1	S	8	3	2	2	1	1	0	0	0	2	0	24	36	13.50	3.000					

Toronto Blue Jays @ Texas Rangers
Ameriquet Field, Arlington, TX
Tue Jul 04 2006, 8:05 PM EDT
Att. 42,350 - Overcast - 73 F

AB	34
R	2
H	9
RBI	1
BB	3
SO	5
LOB	22



Batter	1	2	3	4	5	6	7	8	9	AB	R	H	RBI	BB	SO	LOB	TOP								
Frank Catalanotto, L (1.7) OBP: 0.436, SLG: 0.507 3 Reed Johnson, R (7.7) OBP: 0.452, SLG: 0.516	F7		G4-3 1B		1-H HR		E6 1-3		K	3	1	2	2	0	0	0									
9 Gregg Zaun, S (1.2) OBP: 0.395, SLG: 0.543	F8		G4-3 1B		K		F8 2-2			4	0	1	0	0	1	2									
10 Vernon Wells, R (1.8) OBP: 0.375, SLG: 0.590	L6		G4-3		K			G4-3		4	0	0	1	0	1	2									
25 Troy Glaus, R (1.5) OBP: 0.340, SLG: 0.517		4-2 BB	K			P6		F9		3	0	0	0	1	1	2									
17 Lyle Overbay, L (1.3) OBP: 0.369, SLG: 0.508	K			2-2 F7		G3-1		1-1 1B		4	0	1	0	0	1	1									
Shea Hillenbrand, R (1.10) OBP: 0.347, SLG: 0.480	F8		K			F7		G1-3		4	0	0	0	0	1	2									
Eric Hinske, L (1.9) OBP: 0.389, SLG: 0.579 6 John McDonald, R (9.7) OBP: 0.274, SLG: 0.250	K		K				3-1 1B		K	3	0	1	0	0	2	1									
2 Aaron Hill, R (1.6) OBP: 0.330, SLG: 0.370 21 Chad Mottola, R (9.7) OBP: 0.400, SLG: 0.690			F8		2-0 HR 1B		2-3 K		1-2 2B	3	1	1	0	0	1	1									
8 Russ Adams, L (1.4) OBP: 0.282, SLG: 0.332			9 1B 10 G4-3 1B		0-2 K		2-2 K		0-1 F7	4	1	1	0	0	2	3									
Inning Stats	R: 0 E: 0 K: 0 S: 6	H: 0 LOB: 0 BB: 0 P: 11	R: 0 E: 0 K: 2 S: 9	H: 0 LOB: 1 BB: 1 P: 17	R: 1 E: 0 K: 1 S: 9	H: 3 LOB: 2 BB: 0 P: 14	R: 0 E: 0 K: 2 S: 16	H: 0 LOB: 0 BB: 0 P: 24	R: 2 E: 0 K: 3 S: 14	H: 2 LOB: 0 BB: 0 P: 16	R: 0 E: 0 K: 0 S: 4	H: 0 LOB: 0 BB: 0 P: 5	R: 0 E: 1 K: 2 S: 19	H: 1 LOB: 2 BB: 0 P: 31	R: 0 E: 0 K: 0 S: 7	H: 1 LOB: 1 BB: 0 P: 9	R: 0 E: 0 K: 2 S: 11	H: 1 LOB: 1 BB: 0 P: 14	1B: 6 2B: 1 3B: 0 HR: 1	SF: 0 SAC: 0 DP: 0 HBP: 0	WP: 0 PB: 0 SB: 0 CS: 0	PA: 37			
PITCHER	IP	WLS	BF	H	R	ER	SO	BB	IBB	HBP	BLK	WP	HR	S	P	ERA	WHIP								
44 Vicente Padilla, R (1.1) ERA: 4.44	6.2	W	27	6	3	3	10	1	0	0	0	0	1	69	105	4.05	1.050								
32 Ron Mahay, L (7.1) ERA: 3.38	0.0		1	0	0	0	0	0	0	0	0	0	0	3	6										
Francisco Cordero, R (7.1) ERA: 4.54	2.1	S	9	2	0	0	2	0	0	0	0	0	0	23	30	0.00	0.857								

Toronto Blue Jays @ Texas Rangers
Ameriquest Field, Arlington, TX
Wed Jul 05 2006, 8:05 PM EDT
Att: 25,844 - Overcast - 78 F

AB 36
R 3
H 8
RBI 3
BB 1
SO 12
LOB 16



Batter	1	2	3	4	5	6	7	8	9	AB	R	H	RBI	BB	SO	LOB	BOTTOM								
Gary Matthews, S (1.8) OBP: 0.376, SLG: 0.527	G3-1		10 HR 1B		K		0-2 1B 2B		L7	5	2	2	0	0	1	2									
Mark DeRosa, R (1.9) OBP: 0.388, SLG: 0.502	G6-3		G3		G6-3		23 FC5-4 1B			4	0	1	1	0	0	1									
10 Michael Young, R (1.6) OBP: 0.360, SLG: 0.449	K		2-H HR		K		F9			4	1	1	2	0	2	1									
23 Mark Teixeira, S (1.3) OBP: 0.354, SLG: 0.435		2-2 9 HR 1B	L4-6 2B		P3		FC5-4			4	1	2	0	0	0	1									
9 Hank Blalock, L (1.5) OBP: 0.349, SLG: 0.443		1-H HR	L4-6			5 1B 2B	G5-3			4	2	2	2	0	0	2									
5 Ian Kinsler, R (1.4) OBP: 0.389, SLG: 0.572		1-1 HR		2-1 6 BB 1B		2B 6 FC4-2 1B		F7		4	1	3	1	0	0	0									
Kevin Mench, R (1.10) OBP: 0.332, SLG: 0.458	G4-3			1-2 P4		6 FC4-2 2B		HR 2B		4	1	2	1	0	0	1									
6 Brad Wilkerson, L (1.7) OBP: 0.338, SLG: 0.460	G6-3			4-2 BB		6 FC4-2 G1-6-3 2B		K		3	0	0	0	1	1	3									
Rod Barajas, R (1.2) OBP: 0.300, SLG: 0.417	F7			1-2 BB		2-3 3-H G1-6-3 2B		HR		4	1	1	2	0	0	4									
Inning Stats	R: 0 E: 0 K: 1 S: 7	H: 0 LOB: 0 BB: 0 P: 13	R: 3 E: 0 K: 0 S: 11	H: 3 LOB: 0 BB: 0 P: 16	R: 2 E: 0 K: 0 S: 6	H: 3 LOB: 0 BB: 0 P: 10	R: 0 E: 0 K: 1 S: 16	H: 1 LOB: 2 BB: 1 P: 24	R: 0 E: 0 K: 0 S: 10	H: 0 LOB: 0 BB: 0 P: 16	R: 1 E: 0 K: 0 S: 10	H: 3 LOB: 1 BB: 0 P: 14	R: 1 E: 0 K: 0 S: 8	H: 2 LOB: 1 BB: 0 P: 10	R: 2 E: 0 K: 1 S: 11	H: 2 LOB: 0 BB: 0 P: 15	1B: 5 2B: 6 3B: 0 HR: 4	SF: 0 SAC: 0 DP: 2 HBP: 0	WP: 0 PB: 0 SB: 0 CS: 0	PA: 37					
PITCHER	IP	WLS	BF	H	R	ER	SO	BB	IBB	HBP	BLK	WP	HR	S	P	ERA	WHIP								
44 Casey Janssen, R (1.1) ERA: 4.77	3.1	L	16	7	5	5	1	0	0	0	0	0	0	25	38	5.40	2.400								
56 Brian Tallet, L (4.1) ERA: 5.96	1.2		9	3	1	1	2	1	0	0	0	0	0	12	16	4.50	1.000								
Scott Schoeneweis, L (6.1) ERA: 5.93	2.0		7	2	1	1	0	0	0	0	0	0	0	11	15	18.00	2.000								
Justin Speier, R (8.1) ERA: 3.31	1.0		5	2	2	2	1	0	0	0	0	0	1	11	15	18.00	2.000								

Toronto Blue Jays @ Texas Rangers
Ameriquest Field, Arlington, TX
Wed Jul 05 2006, 8:05 PM EDT
Att: 25,844 - Overcast - 78 F

AB 36
R 9
H 14
RBI 9
BB 1
SO 4
LOB 15



Batter	1	2	3	4	5	6	7	8	9	AB	R	H	RBI	BB	SO	LOB	TOP
3 Reed Johnson, R OBP: 0.453, SLG: 0.510 (1, 7)	F8			G3-6 BB		G3-6 HBP		G5-3		2	0	0	0	1	0	0	Toronto Blue Jays @ Kansas City Royals Kauffman Stadium, Kansas City, MO Thu Jul 06 2006, 7:10 PM CDT Att: 10,858 - Clear - 80 F
Eric Hinske, L OBP: 0.376, SLG: 0.559 (1, 9)	F9			G3-6 1-2		G4-3		K		4	0	0	0	0	1	2	
10 Vernon Wells, R OBP: 0.377, SLG: 0.599 (1, 8)	F9			1B						4	1	2	1	0	0	0	
25 Troy Glaus, R OBP: 0.342, SLG: 0.515 (1, 5)		G6-3		F7						3	1	1	0	1	0	1	
Shea Hillenbrand, R OBP: 0.346, SLG: 0.477 (1, 10)	F9									4	0	1	0	0	0	1	
Bengie Molina, R OBP: 0.330, SLG: 0.415 (1, 2)	F8									4	0	0	0	0	1	2	
17 Lyle Overbay, L OBP: 0.369, SLG: 0.507 (1, 3)				G6-3						3	0	1	1	0	0	0	
2 Aaron Hill, R OBP: 0.327, SLG: 0.366 (1, 4)				G4-3						3	0	0	0	0	0	2	
6 John McDonald, R OBP: 0.263, SLG: 0.239 (1, 6)				G4-3						3	0	0	0	0	0	0	
Inning Stats	R: 0 H: 0 E: 0 K: 0 S: 10	H: 0 LOB: 0 BB: 0 P: 15	R: 0 H: 0 E: 0 K: 0 S: 9	H: 0 LOB: 0 BB: 0 P: 18	R: 0 H: 0 E: 0 K: 0 S: 6	H: 1 LOB: 1 BB: 0 P: 10	R: 0 H: 0 E: 0 K: 1 S: 6	H: 0 LOB: 0 BB: 0 P: 7	R: 1 H: 2 E: 0 K: 0 S: 11	H: 2 LOB: 2 BB: 1 P: 19	R: 0 H: 0 E: 0 K: 1 S: 9	H: 0 LOB: 0 BB: 0 P: 8	R: 1 H: 2 E: 0 K: 0 S: 7	H: 2 LOB: 2 BB: 0 P: 8	1B: 4 2B: 0 3B: 0 HR: 1	SF: 0 SAC: 0 DP: 2 HBP: 1	WP: 0 PA: 33 CS: 0
PITCHER	IP WLS BF H R ER SO BB IBB HBP BLK WP HR S P ERA WHIP																
Mark Redman, L ERA: 5.27 (1, 1)	8.0 W 31 5 2 2 2 2 2 0 1 0 0 1 69 111 2.25 0.875																
57 Joel Peralta, R ERA: 4.17 (9, 1)	1.0 2 0 0 0 0 0 0 0 0 0 0 0 4 5 0.00 0.000																

Batter	1	2	3	4	5	6	7	8	9	AB	R	H	RBI	BB	SO	LOB	BOTTOM
9 David DeJesus, L OBP: 0.404, SLG: 0.488 (1, 8)	K	L9		FC3-6 BB		G6-3		K		4	0	0	0	1	2	0	Toronto Blue Jays @ Kansas City Royals Kauffman Stadium, Kansas City, MO Thu Jul 06 2006, 7:10 PM CDT Att: 10,858 - Clear - 80 F
Tony Graffanino, R OBP: 0.322, SLG: 0.395 (1, 4)	2B 1B		16 2B 1B BB	FC3-6 2B		2B		K		4	3	2	0	1	1	1	
Doug Mientkiewicz, L OBP: 0.360, SLG: 0.406 (1, 3)	2B		F9	1-2 2-H		2B				4	0	2	2	0	1	1	
16 Reggie Sanders, R OBP: 0.309, SLG: 0.436 (1, 9)	K		1-1 SAFE	1B 2B				L8		3	1	1	0	1	1	1	
Matt Stairs, L OBP: 0.348, SLG: 0.459 (1, 10)	BB		G3	G5-3				24 BB BB		2	0	0	0	2	0	4	
Emil Brown, R OBP: 0.353, SLG: 0.435 (1, 7)	G6-3		2-H 3-H	1B		K2-3		K		4	0	1	2	0	2	3	
24 Mark Teahen, L OBP: 0.323, SLG: 0.467 (1, 5)		HR	G6-3			2B				3	1	2	1	1	0	1	
4 Angel Berroa, R OBP: 0.263, SLG: 0.332 (1, 6)	F8			F7		F7				4	0	0	0	0	0	3	
14 John Buck, R OBP: 0.313, SLG: 0.421 (1, 2)	F8			9 BB E 1B		K		G5-3		4	1	1	0	0	1	1	
Inning Stats	R: 1 H: 2 E: 0 K: 2 S: 15	H: 1 LOB: 0 BB: 1 P: 31	R: 1 H: 1 E: 0 K: 0 S: 7	H: 1 LOB: 0 BB: 0 P: 10	R: 2 H: 2 E: 0 K: 0 S: 11	H: 2 LOB: 1 BB: 1 P: 19	R: 2 H: 2 E: 1 K: 0 S: 12	H: 2 LOB: 2 BB: 2 P: 24	R: 0 H: 1 E: 0 K: 1 S: 9	H: 1 LOB: 0 BB: 0 P: 12	R: 0 H: 0 E: 0 K: 1 S: 12	H: 0 LOB: 2 BB: 2 P: 26	R: 0 H: 0 E: 0 K: 2 S: 7	H: 0 LOB: 0 BB: 0 P: 9	1B: 3 2B: 5 3B: 0 HR: 1	SF: 0 SAC: 0 DP: 0 HBP: 0	WP: 0 PA: 38 CS: 0
PITCHER	IP WLS BF H R ER SO BB IBB HBP BLK WP HR S P ERA WHIP																
48 Ty Taubenheim, R ERA: 4.72 (1, 1)	2.2 L 15 3 2 2 2 1 1 0 0 0 0 1 30 56 7.71 1.714																
37 Scott Downs, L ERA: 5.05 (3, 1)	2.1 12 3 2 2 2 1 1 0 0 0 0 0 28 45 7.71 1.714																
28 Shaun Marcum, R ERA: 8.22 (6, 1)	3.0 11 1 0 0 4 2 0 0 0 0 0 0 28 47 0.00 1.000																

Batter	1	2	3	4	5	6	7	8	9	AB	R	H	RBI	BB	SO	LOB	TOP					
Frank Catalanotto, L (1.7) OBP: 0.433, SLG: 0.500	G4-3		G4-3			G6-4-3	F9			3	0	0	0	1	0	3	Toronto Blue Jays @ Kansas City Royals Kauffman Stadium, Kansas City, MO Fri Jul 07 2006, 7:10 PM CDT Att: 17,162 - Partly Cloudy - 81 F					
Eric Hinske, L (1.9) OBP: 0.367, SLG: 0.541	G3			G3-1		K	K			4	0	0	0	0	2	1						
10 Vernon Wells, R (1.8) OBP: 0.375, SLG: 0.593	L8			K		G6-4-3		FC4-6		3	0	0	0	1	1	1						
17 Lyle Overbay, L (1.3) OBP: 0.364, SLG: 0.500		G4-3		G3-1			G4-3	FC4-6		4	0	0	0	0	0	1						
25 Troy Glaus, R (1.5) OBP: 0.344, SLG: 0.513		F9					F8			3	1	1	0	1	0	0						
Shea Hillenbrand, R (1.10) OBP: 0.344, SLG: 0.473		P3					G4-3			4	1	1	0	0	0	2						
9 Gregg Zaun, S (1.2) OBP: 0.399, SLG: 0.534				G3						2	1	0	0	2	1	0						
2 Aaron Hill, R (1.6) OBP: 0.329, SLG: 0.375										4	0	2	1	0	1	3						
8 Russ Adams, L (1.4) OBP: 0.282, SLG: 0.330				FC3-6			P6			4	0	1	2	0	0	2						
Inning Stats	R: 0 E: 0 K: 0 S: 6	H: 0 LOB: 0 BB: 0 P: 10	R: 0 E: 0 K: 0 S: 9	H: 0 LOB: 0 BB: 0 P: 11	R: 0 E: 0 K: 0 S: 11	H: 1 LOB: 1 BB: 0 P: 16	R: 0 E: 0 K: 1 S: 6	H: 0 LOB: 0 BB: 0 P: 8	R: 1 E: 0 K: 0 S: 15	H: 1 LOB: 1 BB: 1 P: 27	R: 0 E: 0 K: 1 S: 6	H: 0 LOB: 0 BB: 1 P: 14	R: 2 E: 0 K: 1 S: 15	H: 2 LOB: 2 BB: 2 P: 23	R: 0 E: 0 K: 1 S: 12	H: 1 LOB: 2 BB: 1 P: 23	R: 0 E: 0 K: 1 S: 9	H: 0 LOB: 0 BB: 0 P: 12	1B: 4 2B: 0 3B: 1 HR: 0	SF: 0 SAC: 0 DP: 1 HBP: 0	WP: 0 PB: 0 SB: 0 CS: 0	PA: 36
PITCHER	IP	WLS	BF	H	R	ER	SO	BB	IBB	HBP	BLK	WP	HR	S	P	ERA	WHIP					
34 Luke Hudson, R (1.1) ERA: 5.79	5.0	W	18	2	1	1	1	1	0	0	0	0	0	47	72	1.80	0.600					
Jeremy Affeldt, L (6.1) ERA: 6.23	1.1	H	5	0	1	1	1	2	0	0	0	0	0	10	22	6.75	1.500					
Elmer Dessens, R (7.1) ERA: 3.97	0.2	H	5	2	1	1	1	1	0	0	0	0	0	11	15	13.50	4.500					
Todd Wellemeyer, R (8.1) ERA: 4.13	2.0		8	1	0	0	2	1	0	0	0	0	0	21	35	0.00	1.000					

Batter	1	2	3	4	5	6	7	8	9	AB	R	H	RBI	BB	SO	LOB	BOTTOM				
9 David DeJesus, L (1.7) OBP: 0.409, SLG: 0.497	15 BB		G3		G6-3		15 WP			5	2	3	3	0	0	2	Toronto Blue Jays @ Kansas City Royals Kauffman Stadium, Kansas City, MO Fri Jul 07 2006, 7:10 PM CDT Att: 17,162 - Partly Cloudy - 81 F				
15 Mark Grudzielanski, R (1.4) OBP: 0.329, SLG: 0.460			SF7		F9					2	2	1	2	2	0	0					
Doug Mientkiewicz, L (1.3) OBP: 0.364, SLG: 0.422			G4-3							5	0	3	3	0	0	2					
Emil Brown, R (1.9) OBP: 0.347, SLG: 0.427	K			E6		G6-4-3	G6-3	F7		5	1	0	0	0	1	4					
Matt Stairs, L (1.10) OBP: 0.351, SLG: 0.478	K			G4-3		HR				4	2	2	1	0	1	3					
24 Mark Teahen, L (1.5) OBP: 0.322, SLG: 0.462		L4				G3-1		F7		4	1	1	1	0	0	1					
Tony Graffanino, R (1.6) OBP: 0.325, SLG: 0.397		K						FC6		4	2	2	1	0	1	1					
14 John Buck, R (1.2) OBP: 0.312, SLG: 0.432		K						F8		4	1	1	2	0	1	3					
2 Joey Gathright, L (1.8) OBP: 0.326, SLG: 0.258										2	2	2	0	2	0	0					
Inning Stats	R: 0 E: 0 K: 2 S: 13	H: 1 LOB: 2 BB: 1 P: 25	R: 0 E: 0 K: 2 S: 10	H: 0 LOB: 0 BB: 0 P: 18	R: 1 E: 1 K: 0 S: 9	H: 1 LOB: 0 BB: 0 P: 15	R: 2 E: 1 K: 0 S: 10	H: 2 LOB: 0 BB: 0 P: 19	R: 0 E: 0 K: 0 S: 9	H: 1 LOB: 0 BB: 0 P: 15	R: 1 E: 0 K: 0 S: 10	H: 2 LOB: 0 BB: 0 P: 16	R: 4 E: 0 K: 0 S: 14	H: 4 LOB: 0 BB: 2 P: 28	R: 5 E: 1 K: 0 S: 18	H: 4 LOB: 1 BB: 1 P: 29	1B: 10 2B: 2 3B: 1 HR: 2	SF: 1 SAC: 0 DP: 2 HBP: 0	WP: 1 PB: 0 SB: 2 CS: 1	PA: 40	
PITCHER	IP	WLS	BF	H	R	ER	SO	BB	IBB	HBP	BLK	WP	HR	S	P	ERA	WHIP				
34 A.J. Burnett, R (1.1) ERA: 4.33	6.0	L	26	9	6	4	4	1	0	0	0	0	0	67	116	6.00	1.667				
Scott Schoeneweis, L (7.1) ERA: 5.97	1.0		5	2	2	2	0	1	1	0	0	1	0	8	20	18.00	3.000				
Pete Walker, R (8.1) ERA: 5.4	1.0		9	4	5	0	0	1	0	0	0	0	0	18	29	0.00	5.000				



Batter	1	2	3	4	5	6	7	8	9	AB	R	H	RBI	BB	SO	LOB	TOP					
3 Reed Johnson, R OBP: 0.448, SLG: 0.508										5	1	1	0	0	0	3						
Frank Catalanotto, L OBP: 0.433, SLG: 0.600										4	1	1	0	1	1	1						
10 Vernon Wells, R OBP: 0.378, SLG: 0.599										5	1	3	2	0	0	1						
17 Lyle Overbay, L OBP: 0.365, SLG: 0.498										5	0	2	0	0	0	3						
Shea Hillenbrand, R OBP: 0.345, SLG: 0.481										5	1	1	1	0	1	0						
9 Gregg Zaun, S OBP: 0.392, SLG: 0.529										4	0	1	0	1	0	0						
Bengie Molina, R OBP: 0.332, SLG: 0.412										5	1	4	2	0	1	1						
2 Aaron Hill, R OBP: 0.337, SLG: 0.382										4	0	1	1	1	0	4						
8 Russ Adams, L OBP: 0.284, SLG: 0.339										4	0	1	1	1	0	4						
Inning Stats	R: 1 E: 0 K: 0 S: 9	H: 3 LOB: 1 BB: 0 P: 14	R: 0 E: 0 K: 1 S: 8	H: 1 LOB: 2 BB: 1 P: 18	R: 3 E: 0 K: 0 S: 18	H: 3 LOB: 2 BB: 1 P: 31	R: 1 E: 0 K: 1 S: 13	H: 2 LOB: 1 BB: 0 P: 17	R: 0 E: 0 K: 0 S: 7	H: 1 LOB: 1 BB: 0 P: 15	R: 0 E: 0 K: 0 S: 7	H: 0 LOB: 1 BB: 1 P: 12	R: 2 E: 0 K: 0 S: 17	H: 3 LOB: 1 BB: 0 P: 25	R: 0 E: 0 K: 1 S: 15	H: 1 LOB: 1 BB: 0 P: 21	R: 0 E: 0 K: 0 S: 14	H: 1 LOB: 1 BB: 0 P: 18	1B: 9 2B: 3 3B: 2 HR: 1	SF: 0 SAC: 0 DP: 1 HBP: 1	WP: 0 PB: 1 SB: 1 CS: 0	PA: 45
PITCHER	IP	WLS	BF	H	R	ER	SO	BB	IBB	HBP	BLK	WP	HR	S	P	ERA	WHIP					
37 Scott Elarton, R ERA: 5.38	3.1		21	9	5	5	1	2	0	1	0	0	0	41	70	13.50	3.300					
Andrew Sisco, L ERA: 7.23	2.2		10	1	0	0	1	1	0	0	0	0	0	22	37	0.00	0.750					
57 Joel Peralta, R ERA: 4.5	1.0	L	6	3	2	2	0	0	0	0	0	0	1	17	25	18.00	3.000					
77 Joe Nelson, R ERA: 0.73	2.0		8	2	0	0	1	0	0	0	0	0	0	29	39	0.00	1.000					

Toronto Blue Jays @ Kansas City Royals
Kauffman Stadium, Kansas City, MO
Sat Jul 08 2006, 6:10 PM CDT
Att: 22,635 - Partly Cloudy - 86 F

AB 41
R 7
H 15
RBI 7
BB 3
SO 3
LOB 17



Batter	1	2	3	4	5	6	7	8	9	AB	R	H	RBI	BB	SO	LOB	BOTTOM					
9 David DeJesus, L OBP: 0.409, SLG: 0.488										3	1	0	0	1	1	2						
15 Mark Grudzielanek, R OBP: 0.339, SLG: 0.463										3	1	1	0	0	0	1						
Doug Mientkiewicz, L OBP: 0.361, SLG: 0.419										2	0	0	0	0	0	4						
16 Reggie Sanders, R OBP: 0.311, SLG: 0.433										4	1	1	1	1	1	1						
Emil Brown, R OBP: 0.346, SLG: 0.424										4	1	1	1	0	1	1						
Tony Graffanino, R OBP: 0.324, SLG: 0.399										4	0	1	2	0	0	0						
24 Mark Teahen, L OBP: 0.316, SLG: 0.453										4	0	0	0	0	1	1						
4 Angel Berroa, R OBP: 0.266, SLG: 0.345										4	1	2	1	0	0	1						
14 John Buck, R OBP: 0.306, SLG: 0.424										4	0	0	0	0	2	1						
Esteban German, R OBP: 0.436, SLG: 0.421										4	0	2	0	0	1	0						
Inning Stats	R: 0 E: 0 K: 1 S: 10	H: 0 LOB: 1 BB: 1 P: 18	R: 1 E: 0 K: 2 S: 16	H: 1 LOB: 0 BB: 0 P: 21	R: 4 E: 1 K: 1 S: 23	H: 4 LOB: 1 BB: 1 P: 36	R: 0 E: 0 K: 1 S: 10	H: 1 LOB: 1 BB: 0 P: 13	R: 0 E: 0 K: 0 S: 7	H: 0 LOB: 0 BB: 0 P: 11	R: 0 E: 0 K: 0 S: 15	H: 2 LOB: 3 BB: 0 P: 23	R: 0 E: 0 K: 0 S: 6	H: 0 LOB: 0 BB: 0 P: 10	R: 0 E: 0 K: 0 S: 7	H: 0 LOB: 0 BB: 0 P: 7	R: 0 E: 1 K: 2 S: 13	H: 0 LOB: 1 BB: 0 P: 19	1B: 5 2B: 2 3B: 0 HR: 1	SF: 0 SAC: 0 DP: 0 HBP: 1	WP: 0 PB: 0 SB: 1 CS: 0	PA: 39
PITCHER	IP	WLS	BF	H	R	ER	SO	BB	IBB	HBP	BLK	WP	HR	S	P	ERA	WHIP					
Ted Lilly, L ERA: 4.07	5.0		23	6	5	5	5	2	0	0	0	0	0	11	15	9.00	1.600					
44 Casey Janssen, R ERA: 4.73	0.2		4	2	0	0	0	0	0	0	0	0	0	11	15	0.00	3.000					
56 Brian Tallet, L ERA: 5.87	0.1	W	2	0	0	0	0	0	0	1	0	0	0	4	8	0.00	0.000					
22 Brandon League, R ERA	1.0	H	3	0	0	0	0	0	0	0	0	0	0	6	10	0.00	0.000					
Justin Speier, R ERA: 3.21	1.0	H	3	0	0	0	0	0	0	0	0	0	0	7	7	0.00	0.000					

Toronto Blue Jays @ Kansas City Royals
Kauffman Stadium, Kansas City, MO
Sat Jul 08 2006, 6:10 PM CDT
Att: 22,635 - Partly Cloudy - 86 F

AB 36
R 5
H 8
RBI 5
BB 2
SO 7
LOB 12



Batter	1	2	3	4	5	6	7	8	9	AB	R	H	RBI	BB	SO	LOB	TOP										
3 Reed Johnson, R OBP: 0.491, SLG: 0.507	4-2 25 S 2 1B HR BB	0-1 2 1B		1-3 K		0-2 2 1B 1B	2-2 F8			4	2	2	1	1	1	2											
2 Aaron Hill, R OBP: 0.344, SLG: 0.390	1-1 25 S HR 1B	1-1 2 1B		0-0 10 BB 1B		3-1 2 1B 1B		2-2 L9		5	2	4	2	0	0	0											
10 Vernon Wells, R OBP: 0.377, SLG: 0.594	0-1 F7	0-2 G5-3		1-2 3-H 4-2 25 G6-4-3 BB		1-3 K		2-1 F9		3	0	0	0	1	1	6											
21 Chad Mottola, R OBP: 0.333, SLG: 0.500				1-2 2-3 BB		1-2 2-3 K				1	0	0	0	0	0	0											
25 Troy Glaus, R OBP: 0.342, SLG: 0.518	2-0 1-H 2-H HR			0-0 K		0-0 G6-4-3		2-2 G6-3		5	1	1	3	0	2	5											
Shea Hillenbrand, R OBP: 0.346, SLG: 0.486	2-1 P5			0-0 F8 2B		0-0 P3		0-0 G4-3		5	1	2	2	0	0	0											
Bengie Molina, R OBP: 0.329, SLG: 0.420	1-1 G1-3			0-0 F8		2-2 G6-3		1-2 G1-3		5	1	1	2	0	0	1											
17 Lyle Overbay, L OBP: 0.363, SLG: 0.494		2-2 F7		0-3 K		2-2 G1-3		0-0 G3		5	0	1	0	0	1	1											
Eric Hinske, L OBP: 0.375, SLG: 0.563				1-3 K		4-0 6 1B 2 1B BB		0-0 HR		4	2	2	1	1	1	1											
6 John McDonald, R OBP: 0.288, SLG: 0.280	0-1 3 1B 2B			0-0 10 BB 2 1B 1B		0-2 3 1B 1B		3-1 G5-4-3		4	2	3	0	0	0	1											
Inning Stats	R: 3 E: 0 K: 0 S: 12	H: 2 LOB: 0 BB: 1 P: 22	R: 1 E: 0 K: 1 S: 16	H: 3 LOB: 2 BB: 0 P: 20	R: 0 E: 0 K: 2 S: 9	H: 1 LOB: 1 BB: 0 P: 9	R: 1 E: 0 K: 1 S: 11	H: 2 LOB: 2 BB: 2 P: 20	R: 0 E: 0 K: 0 S: 8	H: 0 LOB: 0 BB: 0 P: 12	R: 6 E: 0 K: 2 S: 23	H: 6 LOB: 0 BB: 0 P: 29	R: 0 E: 0 K: 0 S: 10	H: 1 LOB: 0 BB: 0 P: 15	R: 0 E: 0 K: 0 S: 9	H: 0 LOB: 0 BB: 0 P: 15	R: 0 E: 0 K: 0 S: 8	H: 1 LOB: 1 BB: 0 P: 9	1B: 10 2B: 3 3B: 0 HR: 3	SF: 0 SAC: 0 DP: 2 HBP: 0	WP: 0 PB: 0 SB: 3 CS: 0	PA: 44					
PITCHER	IP	WLS	BF	H	R	ER	SO	BB	IBB	HBP	BLK	WP	HR	S	P	ERA	WHIP										
41 Jimmy Gobble, L ERA: 4.32	3.1	L	20	8	5	5	4	2	0	0	0	0	1	44	63	13.50	3.000										
Todd Wellemeyer, R ERA: 4.99	1.2		9	4	4	4	0	1	0	0	0	0	1	22	33	21.60	3.000										
77 Joe Nelson, R ERA: 2.03	1.0		5	2	2	2	2	0	0	0	0	0	1	13	16	18.00	2.000										
Jeremy Affeldt, L ERA: 6.09	2.0		6	1	0	0	0	0	0	0	0	0	0	19	30	0.00	0.500										
Ambiorix Burgos, R ERA: 5.99	1.0		4	1	0	0	0	0	0	0	0	0	0	8	9	0.00	1.000										

Toronto Blue Jays @ Kansas City Royals
Kauffman Stadium, Kansas City, MO

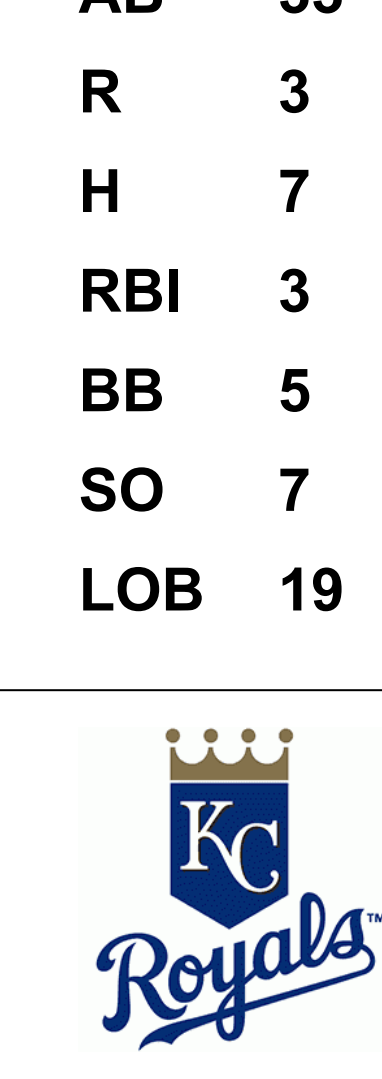
AB 41
R 11
H 16
RBI 11
BB 3
SO 6
LOB 17



WP: 0 PA: 44
PB: 0
SB: 3 CS: 0

Toronto Blue Jays @ Kansas City Royals
Kauffman Stadium, Kansas City, MO

AB 33
R 3
H 7
RBI 3
BB 5
SO 7
LOB 19



WP: 1 PA: 38
PB: 0
SB: 0 CS: 0

Batter	1	2	3	4	5	6	7	8	9	AB	R	H	RBI	BB	SO	LOB	BOTTOM										
9 David DeJesus, L OBP: 0.404, SLG: 0.477	1-0 G4-3		0-0 P4			3-3 K		2-2 G4-3	4-2 BB	4	0	0	0	1	1	2											
Tony Graffanino, R OBP: 0.330, SLG: 0.405	3-2 L4-3 1B			0-2 1B FC5-4 1B		1-3 K		4-2 1B BB	1-1 F9	2	1	2	0	0	0	0											
Esteban German, R OBP: 0.434, SLG: 0.415				1-2 FC5-4 1B		2-3 K		0-0 1B		2	0	0	0	1	1	3											
Doug Mientkiewicz, L OBP: 0.363, SLG: 0.420	2-2 L4-3			1-3 1B		0-0 K		1-3 3-H 1B		4	0	2	1	0	1	1											
Emil Brown, R OBP: 0.342, SLG: 0.418		0-1 G5-3		0-0 FC5-4		0-1 G6-3		0-1 G4-3		4	0	0	1	0	0	3											
Matt Stairs, L OBP: 0.349, SLG: 0.479		1-1 G3-1		1-0 L9		0-3 K			3-2 24 WP 4 1B 2B	4	1	1	0	0	1	1											
24 Mark Teahen, L OBP: 0.318, SLG: 0.448		1-1 G3		0-3 K2-3		4-1 4 DI BB		4-0 4 1B BB		2	0	0	0	2	1	1											
4 Angel Berroa, R OBP: 0.269, SLG: 0.347				0-1 2 G3-4 1B		1-3 K		1-1 9 BB 1B		4	0	2	1	0	1	1											
2 Joey Gathright, L OBP: 0.324, SLG: 0.254			3-2 G3-4		2-2 G6-3			4-2 9 G4-3 14 G5-3 1B BB	1-1 P4	3	1	0	0	1	0	3											
14 John Buck, R OBP: 0.301, SLG: 0.415			3-2 G5-3		0-0 G6-3			3-2 G5-3	2-3 K	4	0	0	0	0	1	4											
Inning Stats	R: 0 E: 0 K: 0 S: 9	H: 1 LOB: 0 BB: 0 P: 15	R: 0 E: 0 K: 0 S: 6	H: 0 LOB: 0 BB: 0 P: 8	R: 0 E: 0 K: 0 S: 9	H: 1 LOB: 1 BB: 0 P: 15	R: 1 E: 0 K: 1 S: 11	H: 2 LOB: 1 BB: 0 P: 13	R: 0 E: 0 K: 0 S: 7	H: 0 LOB: 0 BB: 0 P: 9	R: 0 E: 0 K: 3 S: 10	H: 0 LOB: 1 BB: 1 P: 16	R: 0 E: 0 K: 2 S: 9	H: 0 LOB: 1 BB: 1 P: 14	R: 1 E: 0 K: 0 S: 18	H: 1 LOB: 2 BB: 2 P: 31	R: 1 E: 0 K: 1 S: 16	H: 2 LOB: 3 BB: 2 P: 32	1B: 6 2B: 2 3B: 0 HR: 0	SF: 0 SAC: 0 DP: 1 HBP: 0	WP: 1 PB: 0 SB: 0 CS: 0	PA: 38					
PITCHER	IP	WLS	BF	H	R	ER	SO	BB	IBB	HBP	BLK	WP	HR	S	P	ERA	WHIP										
32 Roy Halladay, R ERA: 2.92	7.0		25	4	1	1	6	1	0	0	0	0	0	61	90	1.29	0.714										
37 Scott Downs, L ERA: 5.14	1.0		6	1	1	1	0	2	0	0	0	0	0	18	31	9.00	3.000										
48 Ty Taubenheim, R ERA: 4.89	0.2		6	2	1	1	1	2	0	0	0	1	0	14	29	13.50	6.000										
56 Brian Tallet, L ERA: 5.79	0.1		1	0	0	0	0	0	0	0	0	0	0	2	3	0.00	0.000										

WP: 1 PA: 38
PB: 0
SB: 0 CS: 0

Batter	1	2	3	4	5	6	7	8	9	AB	R	H	RBI	BB	SO	LOB	TOP					
51 Ichiro Suzuki, L OBP: 0.398, SLG: 0.446										5	2	2	0	0	0	1						
29 Adrian Beltré, R OBP: 0.319, SLG: 0.395										5	1	2	2	0	0	1						
4 Jose Lopez, R OBP: 0.317, SLG: 0.454										5	0	2	0	0	0	1						
Raul Ibanez, L OBP: 0.350, SLG: 0.532										4	1	0	1	1	0	4						
Richie Sexson, R OBP: 0.290, SLG: 0.417										3	0	1	1	1	0	1						
Carl Everett, S OBP: 0.306, SLG: 0.370										4	0	1	1	0	0	4						
2 Kenji Johjima, R OBP: 0.337, SLG: 0.457										4	1	1	0	0	1	4						
7 Yuniesky Betancourt, R OBP: 0.308, SLG: 0.399										4	0	1	0	0	0	3						
25 Adam Jones, R										3	0	0	0	1	0	2						
Inning Stats	R: 3 E: 1 K: 0 S: 16	H: 4 LOB: 2 BB: 0 P: 25	R: 0 E: 0 K: 0 S: 8	H: 0 LOB: 0 BB: 0 P: 11	R: 0 E: 0 K: 0 S: 11	H: 1 LOB: 2 BB: 1 P: 23	R: 0 E: 0 K: 0 S: 8	H: 0 LOB: 1 BB: 1 P: 16	R: 0 E: 1 K: 0 S: 7	H: 0 LOB: 1 BB: 1 P: 15	R: 2 E: 0 K: 0 S: 14	H: 3 LOB: 1 BB: 0 P: 20	R: 0 E: 0 K: 0 S: 8	H: 0 LOB: 0 BB: 0 P: 10	R: 0 E: 0 K: 1 S: 10	H: 1 LOB: 0 BB: 0 P: 16	R: 0 E: 0 K: 0 S: 8	H: 1 LOB: 1 BB: 0 P: 11	1B: 9 2B: 2 3B: 0 HR: 0	SF: 0 SAC: 0 DP: 1 HBP: 0	WP: 0 PB: 0 SB: 0 CS: 1	PA: 41
PITCHER	IP WLS BF H R ER SO BB IBB HBP BLK WP HR S P ERA WHIP																					
44 Casey Janssen, R ERA: 4.72	4.0 L 20 5 3 2 0 2 0 0 0 0 0 0 43 75 4.50 1.750																					
56 Brian Tallet, L ERA: 5.92	1.0 5 1 1 1 0 0 1 0 0 0 0 0 11 21 9.00 1.000																					
28 Shaun Marcum, R ERA: 8.31	1.0 5 2 1 1 0 0 0 0 0 0 0 0 10 14 9.00 2.000																					
Scott Schoeneweis, L ERA: 5.76	1.0 3 0 0 0 0 0 0 0 0 0 0 0 8 10 0.00 0.000																					
22 Brandon League, R ERA:	2.0 7 2 0 0 1 0 0 0 0 0 0 0 18 27 0.00 1.000																					

Seattle Mariners @ Toronto Blue Jays
Rogers Centre, Toronto, ON
Fri Jul 14 2006, 7:07 PM EDT
Att: 23,443 - Clear - 84 F

AB 37
R 5
H 10
RBI 5
BB 3
SO 1
LOB 21



Batter	1	2	3	4	5	6	7	8	9	AB	R	H	RBI	BB	SO	LOB	BOTTOM					
Frank Catalanotto, L OBP: 0.431, SLG: 0.498										3	0	1	0	0	1	1						
Bengie Molina, R OBP: 0.339, SLG: 0.419										1	0	0	0	0	1	2						
21 Chad Mottola, R OBP: 0.333, SLG: 0.500										0	0	0	0	0	0	0						
9 Gregg Zaun, S OBP: 0.389, SLG: 0.543										4	1	1	1	0	2	3						
10 Vernon Wells, R OBP: 0.376, SLG: 0.599										4	1	1	1	0	1	0						
25 Troy Glaus, R OBP: 0.341, SLG: 0.513										3	0	0	0	1	1	0						
17 Lyle Overbay, L OBP: 0.364, SLG: 0.497										4	0	2	0	0	0	1						
Shea Hillenbrand, R OBP: 0.342, SLG: 0.480										4	0	0	0	0	1	2						
Eric Hinske, L OBP: 0.370, SLG: 0.555										2	0	0	0	0	0	1						
3 Reed Johnson, R OBP: 0.451, SLG: 0.507										2	0	1	0	0	0	0						
2 Aaron Hill, R OBP: 0.346, SLG: 0.392										3	1	1	0	1	1	0						
8 Russ Adams, L OBP: 0.285, SLG: 0.344										3	0	1	1	0	1	1						
Inning Stats	R: 0 E: 0 K: 2 S: 9	H: 0 LOB: 0 BB: 0 P: 13	R: 0 E: 0 K: 0 S: 11	H: 1 LOB: 1 BB: 0 P: 14	R: 0 E: 2 K: 3 S: 15	H: 0 LOB: 1 BB: 0 P: 26	R: 0 E: 0 K: 0 S: 4	H: 0 LOB: 0 BB: 1 P: 9	R: 1 E: 0 K: 0 S: 16	H: 3 LOB: 2 BB: 0 P: 22	R: 2 E: 0 K: 0 S: 7	H: 2 LOB: 0 BB: 0 P: 13	R: 0 E: 0 K: 1 S: 11	H: 1 LOB: 2 BB: 1 P: 18	R: 0 E: 0 K: 2 S: 11	H: 1 LOB: 1 BB: 0 P: 13	R: 0 E: 0 K: 1 S: 7	H: 0 LOB: 0 BB: 0 P: 11	1B: 3 2B: 3 3B: 0 HR: 2	SF: 0 SAC: 1 DP: 1 HBP: 0	WP: 0 PB: 0 SB: 0 CS: 0	PA: 36
PITCHER	IP WLS BF H R ER SO BB IBB HBP BLK WP HR S P ERA WHIP																					
Gil Meche, R ERA: 3.87	6.0 W 24 6 3 3 5 1 0 0 0 0 0 0 6 11 0.00 1.167																					
George Sherrill, L ERA: 3.39	0.1 H 3 1 0 0 0 1 0 0 0 0 0 0 6 11 0.00 6.000																					
Rafael Soriano, R ERA: 2.25	1.2 H 6 1 0 0 3 0 0 0 0 0 0 0 16 20 0.00 0.600																					
20 J.J. Putz, R ERA: 2.06	1.0 S 3 0 0 0 1 0 0 0 0 0 0 0 7 11 0.00 0.000																					


Seattle Mariners @ Toronto Blue Jays
Rogers Centre, Toronto, ON
Fri Jul 14 2006, 7:07 PM EDT
Att: 23,443 - Clear - 84 F

AB 33
R 3
H 8
RBI 3
BB 2
SO 9
LOB 11




Batter	1	2	3	4	5	6	7	8	9	AB	R	H	RBI	BB	SO	LOB	TOP			
Gary Matthews, S (1, 8) OBP: 0.374, SLG: 0.526	F7		P3		F8		F8			4	0	0	0	0	0	2	Texas Rangers @ Toronto Blue Jays Rogers Centre, Toronto, ON Mon Jul 17 2006, 7:07 PM EDT Att: 16,872 - Partly Cloudy - 91 F			
Ian Kinsler, R (1, 4) OBP: 0.383, SLG: 0.539	G4-3 2B		P4		G1-3		FC5			4	0	1	0	0	0	2				
10 Michael Young, R (1, 6) OBP: 0.353, SLG: 0.441	G4-3			1B BB		23 F8 23 WP 1B		G3-1		3	1	1	0	1	0	1				
23 Mark Teixeira, S (1, 3) OBP: 0.353, SLG: 0.461				F9		F8		G6-3		3	0	0	0	1	0	2				
Mark DeRosa, R (1, 5) OBP: 0.389, SLG: 0.500	F8			P4		K		G6-3		4	0	0	0	0	1	4				
Kevin Mench, R (1, 10) OBP: 0.325, SLG: 0.441		G4-3-6 1B		15 1B 1B		G5-3		F9		4	0	2	0	0	0	1				
15 Gerald Laird, R (1, 2) OBP: 0.363, SLG: 0.547	F9			1B				L9		4	0	2	1	0	0	1				
Jerry Hairston, R (1, 9) OBP: 0.269, SLG: 0.261	G4-3-6			G5-3				G6-3		4	0	0	0	0	1	4				
4 Freddy Guzman, S (1, 7) OBP: 0.375, SLG: 0.286			B4-3		P2					3	0	1	0	0	0	0				
Inning Stats	R: 0 E: 0 K: 0 S: 12	H: 1 LOB: 2 BB: 1 P: 18	R: 0 E: 0 K: 0 S: 7	H: 1 LOB: 0 BB: 0 P: 11	R: 0 E: 0 K: 0 S: 5	H: 0 LOB: 0 BB: 0 P: 6	R: 1 E: 0 K: 0 S: 14	H: 2 LOB: 2 BB: 1 P: 26	R: 0 E: 0 K: 1 S: 9	H: 1 LOB: 1 BB: 0 P: 12	R: 0 E: 0 K: 1 S: 10	H: 2 LOB: 2 BB: 0 P: 17	R: 0 E: 0 K: 0 S: 5	H: 0 LOB: 0 BB: 0 P: 5	R: 0 E: 0 K: 0 S: 5	H: 0 LOB: 0 BB: 0 P: 8	1B: 6 2B: 1 3B: 0 HR: 0	SF: 0 SAC: 0 DP: 1 HBP: 0	WP: 1 PB: 0 SB: 0 CS: 0	PA: 35
PITCHER	IP	WLS	BF	H	R	ER	SO	BB	IBB	HBP	BLK	WP	HR	S	P	ERA	WHIP			
Ted Lilly, L (1, 1) ERA: 3.86	8.0	W	32	7	1	1	2	2	0	0	0	1	0	69	103	1.12	1.125			
Vinnie Chulk, R (9, 1) ERA: 5.16	1.0		3	0	0	0	0	0	0	0	0	0	0	5	8	0.00	0.000			


AB 33
R 1
H 7
RBI 1
BB 2
SO 2
LOB 17




Batter	1	2	3	4	5	6	7	8	9	AB	R	H	RBI	BB	SO	LOB	BOTTOM			
3 Reed Johnson, R (1, 9) OBP: 0.451, SLG: 0.523	L8			10 HR HBP			G5-3			3	2	1	1	0	0	1	Texas Rangers @ Toronto Blue Jays Rogers Centre, Toronto, ON Mon Jul 17 2006, 7:07 PM EDT Att: 16,872 - Partly Cloudy - 91 F			
Frank Catalanotto, L (1, 7) OBP: 0.433, SLG: 0.491	G6-3		F8	10 HR 1B			FC4-6		G4-3	5	1	1	0	0	0	1				
10 Vernon Wells, R (1, 8) OBP: 0.381, SLG: 0.602	G6-3		E8	10 HR 1B			G5-3		P6	4	1	2	4	0	0	1				
8 Russ Adams, L (8, 4) OBP: 0.282, SLG: 0.340			1B	17 HR 2B					G5-3	1	0	0	0	0	0	0				
Bengie Molina, R (1, 2) OBP: 0.330, SLG: 0.430		21 E 2 1B 1B	L8				F8			5	1	2	0	0	0	1				
17 Lyle Overbay, L (1, 3) OBP: 0.365, SLG: 0.509		F7		1B			G4-3			4	2	2	2	0	0	1				
2 Aaron Hill, R (1, 4) OBP: 0.353, SLG: 0.397		21 E 1B		1B			G6-3			4	2	3	0	0	0	0				
21 Chad Mottola, R (1, 10) OBP: 0.286, SLG: 0.429		E5		K					K	4	0	0	0	0	2	4				
Eric Hinske, L (1, 5) OBP: 0.365, SLG: 0.522		G4-6-3		10 HR 1B					BB	3	1	1	1	1	0	4				
6 John McDonald, R (1, 6) OBP: 0.269, SLG: 0.291		G1-3		10 HR 1B			SF8		L9	3	0	0	1	0	1	1				
Inning Stats	R: 0 E: 0 K: 0 S: 6	H: 0 LOB: 0 BB: 0 P: 10	R: 0 E: 1 K: 0 S: 10	H: 2 LOB: 2 BB: 0 P: 13	R: 1 E: 1 K: 0 S: 11	H: 2 LOB: 1 BB: 0 P: 15	R: 9 E: 1 K: 1 S: 26	H: 8 LOB: 1 BB: 0 P: 41	R: 0 E: 0 K: 0 S: 8	H: 0 LOB: 1 BB: 0 P: 9	R: 0 E: 0 K: 2 S: 12	H: 0 LOB: 1 BB: 1 P: 18	R: 0 E: 0 K: 0 S: 9	H: 0 LOB: 0 BB: 0 P: 12	R: 0 E: 0 K: 0 S: 9	H: 0 LOB: 0 BB: 0 P: 12	1B: 7 2B: 2 3B: 0 HR: 3	SF: 1 SAC: 0 DP: 1 HBP: 2	WP: 0 PB: 0 SB: 0 CS: 0	PA: 40
PITCHER	IP	WLS	BF	H	R	ER	SO	BB	IBB	HBP	BLK	WP	HR	S	P	ERA	WHIP			
41 John Koronka, L (1, 1) ERA: 5.22	3.2	L	23	11	9	9	1	0	0	1	0	0	0	15	22	0.00	0.750			
53 Joaquin Benoit, R (4, 1) ERA: 4.78	1.1		7	1	1	0	0	0	0	0	0	0	0	9	13	0.00	0.000			
Rick Bauer, R (6, 1) ERA: 0.00	1.0		3	0	0	0	0	0	0	0	0	0	0	9	13	0.00	0.000			
Francisco Cordero, R (7, 1) ERA: 4.23	1.0		4	0	0	0	2	1	0	0	0	0	0	12	18	0.00	1.000			
56 Wes Littleton, R (8, 1) ERA:	1.0		3	0	0	0	0	0	0	0	0	0	0	9	12	0.00	0.000			

AB 36
R 10
H 12
RBI 9
BB 1
SO 3
LOB 14



Batter	1	2	3	4	5	6	7	8	9	AB	R	H	RBI	BB	SO	LOB	TOP				
Gary Matthews, S (1, 8) OBP: 0.374, SLG: 0.524	K2-3		F7			10 CS 1B		23 1B	K	5	1	2	0	0	2	0	Texas Rangers @ Toronto Blue Jays Rogers Centre, Toronto, ON Tue Jul 18 2006, 7:07 PM EDT Att: 20,017 - Clear - 81 F livebaseballscores.com AB 36 R 5 H 11 RBI 5 BB 4 SO 8 LOB 13 				
Ian Kinsler, R (1, 4) OBP: 0.378, SLG: 0.526	23 BB		K			F9		K	G4-3	4	0	0	0	1	2	2					
10 Michael Young, R (1, 10) OBP: 0.356, SLG: 0.446	F9				L7			9 WP 23 1B		5	1	3	0	0	0	1					
23 Mark Teixeira, S (1, 3) OBP: 0.356, SLG: 0.460					F7			9 WP 1B	G4-3	3	1	1	1	2	0	1					
9 Hank Blalock, L (1, 5) OBP: 0.341, SLG: 0.425					G4-3			9 WP 1B		4	1	1	2	0	1	4					
Mark DeRosa, R (1, 6) OBP: 0.388, SLG: 0.496								6 1B		4	1	1	0	0	1	0					
Kevin Mench, R (1, 9) Jerry Hairston, R (8, PR) OBP: 0.269, SLG: 0.261								6 1B		3	0	2	0	1	0	0					
6 Brad Wilkerson, L (1, 7) OBP: 0.337, SLG: 0.460								6 1B		0	0	0	0	0	0	0					
6 Brad Wilkerson, L (1, 7) OBP: 0.337, SLG: 0.460								6 1B		4	0	1	2	0	0	2					
Rod Barajas, R (1, 2) OBP: 0.298, SLG: 0.412								6 1B		4	0	0	0	0	2	3					
Inning Stats	R: 0 H: 0 E: 0 K: 2 S: 12	H: 0 LOB: 2 BB: 2 P: 24	R: 0 H: 0 E: 0 K: 1 S: 10	H: 0 LOB: 0 BB: 0 P: 15	R: 0 H: 0 E: 0 K: 1 S: 6	H: 0 LOB: 0 BB: 0 P: 10	R: 0 H: 0 E: 0 K: 0 S: 5	H: 1 LOB: 1 BB: 0 P: 6	R: 0 H: 2 E: 0 K: 0 S: 11	H: 1 LOB: 2 BB: 1 P: 18	R: 0 H: 1 E: 0 K: 0 S: 9	H: 1 LOB: 0 BB: 0 P: 10	R: 5 H: 6 E: 0 K: 2 S: 18	H: 6 LOB: 2 BB: 1 P: 28	R: 0 H: 1 E: 0 K: 1 S: 11	H: 1 LOB: 1 BB: 0 P: 18	1B: 9 2B: 2 3B: 0 HR: 0	SF: 0 SAC: 0 DP: 1 HBP: 0	WP: 1 PB: 0 SB: 0 CS: 1	PA: 40	
PITCHER	IP	WLS	BF	H	R	ER	SO	BB	IBB	HBP	BLK	WP	HR	S	P	ERA	WHIP				
28 Shaun Marcum, R (1, 1) ERA: 4.91	5.0		18	1	0	0	5	2	0	0	0	0	0	49	76	0.00	0.600				
56 Brian Tallet, L (6, 1) ERA: 5.47	1.0	H	5	2	0	0	0	1	0	0	0	0	0	11	18	0.00	3.000				
22 Brandon League, R (7, 1) ERA: 4.5	1.0	H	3	1	0	0	0	0	0	0	0	0	0	9	10	0.00	1.000				
Justin Speier, R (8, 1) ERA: 3.5	0.2	H	4	2	2	2	2	0	0	0	0	0	0	8	11	27.00	3.000				
Scott Schoeneweis, L (8, 1) ERA: 6.3	0.0	L	2	2	1	1	0	0	0	0	0	1	0	5	8	=	=				
PITCHER	IP	WLS	BF	H	R	ER	SO	BB	IBB	HBP	BLK	WP	HR	S	P	ERA	WHIP				
Vinnie Chulk, R (8, 1) ERA: 5.25	1.1		8	3	2	2	1	1	0	0	0	0	0	16	27	13.50	3.000				

Batter	1	2	3	4	5	6	7	8	9	AB	R	H	RBI	BB	SO	LOB	BOTTOM				
3 Reed Johnson, R (1, 9) OBP: 0.452, SLG: 0.522	10 17 1B	F8			G4-6-3			10 WP 1B		4	1	2	0	0	0	1	Texas Rangers @ Toronto Blue Jays Rogers Centre, Toronto, ON Tue Jul 18 2006, 7:07 PM EDT Att: 20,017 - Clear - 81 F livebaseballscores.com AB 33 R 2 H 8 RBI 2 BB 1 SO 5 LOB 12 				
Frank Catalanotto, L (1, 7) OBP: 0.420, SLG: 0.462	F8				P2			F8		4	0	0	0	0	0	2					
10 Vernon Wells, R (1, 8) OBP: 0.379, SLG: 0.598	9 17 1B				F7			K		4	1	1	0	0	1	1					
17 Lyle Overbay, L (1, 3) OBP: 0.366, SLG: 0.509	G1-3 9 1B				K			K		4	0	2	1	0	2	1					
9 Gregg Zaun, S (1, 2) OBP: 0.384, SLG: 0.523	G1-3 1B				G6-3			1B		3	0	1	0	1	0	0					
Bengie Molina, R (1, 10) OBP: 0.328, SLG: 0.427	G1-3				1B			G4-3		4	0	1	1	0	0	4					
Eric Hinske, L (1, 5) OBP: 0.356, SLG: 0.507	F7				K			K		4	0	0	0	0	2	2					
2 Aaron Hill, R (1, 4) OBP: 0.353, SLG: 0.397					F8			G5-3		3	0	1	0	0	0	0					
6 John McDonald, R (1, 6) OBP: 0.260, SLG: 0.281					G5-3			F8		3	0	0	0	0	0	1					
Inning Stats	R: 2 H: 4 E: 0 K: 0 S: 18	H: 4 LOB: 2 BB: 0 P: 27	R: 0 H: 0 E: 0 K: 0 S: 7	H: 0 LOB: 0 BB: 0 P: 9	R: 0 H: 0 E: 0 K: 1 S: 8	H: 0 LOB: 0 BB: 0 P: 13	R: 0 H: 1 E: 0 K: 1 S: 11	H: 1 LOB: 0 BB: 0 P: 17	R: 0 H: 1 E: 0 K: 0 S: 10	H: 1 LOB: 2 BB: 1 P: 16	R: 0 H: 0 E: 0 K: 1 S: 6	H: 0 LOB: 0 BB: 0 P: 8	R: 0 H: 1 E: 0 K: 2 S: 11	H: 1 LOB: 0 BB: 0 P: 16	R: 0 H: 0 E: 0 K: 0 S: 7	H: 0 LOB: 0 BB: 0 P: 11		1B: 8 2B: 0 3B: 0 HR: 0	SF: 0 SAC: 0 DP: 1 HBP: 0	WP: 1 PB: 0 SB: 0 CS: 0	PA: 34
PITCHER	IP	WLS	BF	H	R	ER	SO	BB	IBB	HBP	BLK	WP	HR	S	P	ERA	WHIP				
44 Vicente Padilla, R (1, 1) ERA: 4.15	7.0	W	27	7	2	2	3	1	0	0	0	0	0	70	105	2.57	1.143				
Francisco Cordero, R (8, 1) ERA: 4.14	1.0	H	4	1	0	0	2	0	0	0	0	1	0	11	16	0.00	1.000				
40 Akinori Otsuka, R (9, 1) ERA: 2.03	1.0	S	3	0	0	0	0	0	0	0	0	0	0	7	11	0.00	0.000				

Batter	1	2	3	4	5	6	7	8	9	AB	R	H	RBI	BB	SO	LOB	TOP									
Gary Matthews, S (1, 8) OBP: 0.376, SLG: 0.527	G6-3		F9			G5-4-3 1B	2B			4	0	2	2	0	0	1	Texas Rangers @ Toronto Blue Jays Rogers Centre, Toronto, ON Wed Jul 19 2006, 7:07 PM EDT Att: 20,778 - Clear - 81 F									
Ian Kinsler, R (1, 4) OBP: 0.371, SLG: 0.514	G5-3		E4			G5-4-3 1-2	K			4	0	0	0	0	1	2										
Michael Young, R (1, 6) OBP: 0.352, SLG: 0.441	G6-3		G4-3			K		G4-3		4	0	0	0	0	1	1										
Mark Teixeira, S (1, 3) OBP: 0.355, SLG: 0.456		G4-6-3 9 BB		G4-3			P5	P5		3	0	0	0	1	0	0										
Hank Blalock, L (1, 5) OBP: 0.343, SLG: 0.425		G4-6-3 1-2 BB		F8			HR 1B	G4-3		3	1	1	0	1	0	0										
Mark DeRosa, R (1, 10) OBP: 0.386, SLG: 0.504		G4-6-3 1-2 1-2 2-3		F7			HR 1B		P2	4	1	1	2	0	0	2										
Kevin Mench, R (1, 9) Jerry Hairston, R (9, 9) OBP: 0.269, SLG: 0.261		P3		F9			G4-3		K	4	0	0	0	0	1	1										
Brad Wilkerson, L (1, 7) OBP: 0.335, SLG: 0.457			F7		F8		15 2B 1B		K	4	1	1	0	0	1	0										
Gerald Laird, R (1, 2) OBP: 0.371, SLG: 0.569			F7 5 2B		K		1-3 2B			3	2	2	0	0	1	0										
Inning Stats	R: 0 E: 0 K: 0 S: 7	H: 0 LOB: 0 BB: 0 P: 10	R: 0 E: 0 K: 0 S: 11	H: 0 LOB: 1 BB: 2 P: 20	R: 1 E: 1 K: 0 S: 10	H: 1 LOB: 1 BB: 0 P: 15	R: 0 E: 0 K: 0 S: 3	H: 0 LOB: 0 BB: 0 P: 5	R: 0 E: 0 K: 1 S: 5	H: 0 LOB: 0 BB: 0 P: 8	R: 0 E: 0 K: 1 S: 9	H: 1 LOB: 0 BB: 0 P: 13	R: 4 E: 0 K: 1 S: 17	H: 5 LOB: 1 BB: 0 P: 23	R: 0 E: 0 K: 0 S: 9	H: 0 LOB: 0 BB: 0 P: 14		R: 0 E: 0 K: 2 S: 9	H: 0 LOB: 0 BB: 0 P: 13	1B: 3 2B: 3 3B: 0 HR: 1	SF: 0 SAC: 0 DP: 2 HBP: 0	WP: 0 PB: 0 SB: 0 CS: 0	PA: 35			
PITCHER	IP	WLS	BF	H	R	ER	SO	BB	IBB	HBP	BLK	WP	HR	S	P	ERA		WHIP								
44 Casey Janssen, R (1, 1) ERA: 4.77	6.2	L	27	6	5	4	2	2	0	0	0	0	1	57	86	5.40		1.200								
Justin Speier, R (7, 1) ERA: 3.47	0.1		2	1	0	0	1	0	0	0	0	0	0	5	8	0.00		3.000								
37 Scott Downs, L (8, 1) ERA: 4.7	1.0		3	0	0	0	0	0	0	0	0	0	0	9	14	0.00		0.000								
52 B.J. Ryan, L (9, 1) ERA: 0.96	1.0		3	0	0	0	2	0	0	0	0	0	0	9	13	0.00		0.000								

Batter	1	2	3	4	5	6	7	8	9	AB	R	H	RBI	BB	SO	LOB	BOTTOM									
Reed Johnson, R (1, 9) OBP: 0.449, SLG: 0.522	K		F8					K		4	0	1	2	0	2	0	Texas Rangers @ Toronto Blue Jays Rogers Centre, Toronto, ON Wed Jul 19 2006, 7:07 PM EDT Att: 20,778 - Clear - 81 F									
Frank Catalanotto, L (1, 7) OBP: 0.429, SLG: 0.460	10 FC5-4 1B			L7	G3-1			10 2B HBP		3	1	1	0	0	0	1										
Vernon Wells, R (1, 8) OBP: 0.378, SLG: 0.597	FC5-4 1-2			G6-3		L5		17 1B 2B		4	0	1	1	0	0	1										
Lyle Overbay, L (1, 3) OBP: 0.367, SLG: 0.517	G4-3			HR		G1-3		2-3 1B		4	1	2	1	0	0	1										
Gregg Zaun, S (1, 10) OBP: 0.375, SLG: 0.510		K		K		L8		F8		4	0	0	0	0	2	2										
Bengie Molina, R (1, 2) OBP: 0.327, SLG: 0.425		F8			G4-3				G4-6-3 1B	4	0	1	0	0	1	0										
Chad Mottola, R (8, FR) OBP: 0.286, SLG: 0.429										0	0	0	0	0	0	0										
Eric Hinske, L (1, 5) OBP: 0.359, SLG: 0.507					2 1B 6 FC1-2 1B		K		G4-6-3 1-2	4	0	2	0	0	1	1										
Aaron Hill, R (1, 4) OBP: 0.352, SLG: 0.395				F9	3 2B 1B		G4-3		G1-3	4	1	1	0	0	0	1										
John McDonald, R (1, 6) OBP: 0.255, SLG: 0.275					3 2B 1B					2	1	0	0	0	0	2										
Russ Adams, L (8, PH) OBP: 0.281, SLG: 0.338				G6-3	3 2B			L1		1	0	0	0	0	0	0										
Inning Stats	R: 0 E: 0 K: 1 S: 14	H: 1 LOB: 1 BB: 0 P: 18	R: 0 E: 0 K: 1 S: 7	H: 1 LOB: 1 BB: 0 P: 11	R: 0 E: 0 K: 0 S: 6	H: 0 LOB: 0 BB: 0 P: 10	R: 1 E: 0 K: 1 S: 8	H: 1 LOB: 0 BB: 0 P: 10	R: 2 E: 0 K: 0 S: 12	H: 3 LOB: 1 BB: 0 P: 17	R: 0 E: 0 K: 0 S: 10	H: 0 LOB: 0 BB: 0 P: 16	R: 0 E: 0 K: 2 S: 8	H: 0 LOB: 0 BB: 0 P: 10	R: 1 E: 0 K: 1 S: 22	H: 2 LOB: 2 BB: 0 P: 36		R: 0 E: 0 K: 0 S: 8	H: 1 LOB: 1 BB: 0 P: 10	1B: 6 2B: 2 3B: 0 HR: 1	SF: 0 SAC: 0 DP: 1 HBP: 1	WP: 0 PB: 0 SB: 0 CS: 0	PA: 35			
PITCHER	IP	WLS	BF	H	R	ER	SO	BB	IBB	HBP	BLK	WP	HR	S	P	ERA		WHIP								
33 Kevin Millwood, R (1, 1) ERA: 4.61	7.0	W	26	6	3	3	5	0	0	0	0	0	0	22	36	9.00		2.000								
Francisco Cordero, R (8, 1) ERA: 4.24	1.0	H	6	2	1	1	1	0	0	0	0	0	0	8	10	0.00		1.000								
40 Akinori Otsuka, R (9, 1) ERA: 1.98	1.0	S	3	1	0	0	0	0	0	0	0	0	0	8	10	0.00	1.000									

AB	33
R	5
H	7
RBI	4
BB	2
SO	5
LOB	7



AB	34
R	4
H	9
RBI	4
BB	0
SO	6
LOB	9



Batter	1	2	3	4	5	6	7	8	9	10	11	AB	R	H	RBI	BB	SO	LOB	TOP		
18 Johnny Damon, L OBP: 0.367, SLG: 0.467	1-0 SH5-3 1B		1-0 L4-6 2B		1-1 F7			1-1 P5	0-3 K			5	0	2	1	0	1	1			
2 Derek Jeter, R OBP: 0.417, SLG: 0.462	0-0 SH5-3 1-2		1-0 G6-3		0-1 G5-3			1-1 L4		3-3 K		4	0	0	0	0	1	1			
25 Jason Giambi, L OBP: 0.410, SLG: 0.588 Bubba Crosby, L OBP: 0.263, SLG: 0.320	3-3 K		3-2 L4-6			0-0 L5		2-2 13 BB 20 1B		1-3 K		4	0	1	0	0	1	2			
Aaron Guiel, L OBP: 0.347, SLG: 0.469	(10, PH) K		2-2					1-2 20 BB		3-2 K		1	0	0	0	0	1	0			
13 Alex Rodriguez, R OBP: 0.388, SLG: 0.504	1-2 P4			1-0 20 1B FC4-6 2B		0-0 G6-3		4-1 20 BB		3-2 G6-3		4	1	1	0	1	0	1			
20 Jorge Posada, S OBP: 0.391, SLG: 0.465		2-3 K		1-0 FC4-6 1B		2-2		0-0		0-1 F8		5	0	3	1	0	1	0			
Bernie Williams, S OBP: 0.317, SLG: 0.417	0-0 2B		0-1 FC4-6 12 G6-4-3		0-1 FC4-6 12 G6-4-3		1-3 K		0-3 K		3-2 F9		5	0	1	1	0	2	4		
12 Andy Phillips, R OBP: 0.278, SLG: 0.436	0-0 G5-3		0-0 G6-4-3		1-2		3-1 G6-3			1-3 K2-3		5	0	0	0	0	1	2			
28 Melky Cabrera, S OBP: 0.352, SLG: 0.377	0-0 G5-3				2-2 E S SF8 1B		3-2 F9		4-2			3	1	1	0	1	0	1			
Miguel Cairo, R OBP: 0.268, SLG: 0.321			0-0 18 S 18 2B 1B		1-1 SF8		3-2 G6-3		1-3 K			3	1	1	1	0	1	1			
Inning Stats	R: 0 E: 0 K: 1 S: 11	H: 1 LOB: 1 BB: 0 P: 16	R: 0 E: 0 K: 1 S: 7	H: 1 LOB: 1 BB: 0 P: 9	R: 1 E: 0 K: 0 S: 6	H: 2 LOB: 0 BB: 0 P: 11	R: 1 E: 0 K: 0 S: 5	H: 1 LOB: 1 BB: 0 P: 11	R: 0 E: 0 K: 1 S: 8	H: 0 LOB: 0 BB: 0 P: 18	R: 1 E: 0 K: 1 S: 12	H: 2 LOB: 2 BB: 1 P: 22	R: 0 E: 0 K: 2 S: 10	H: 0 LOB: 0 BB: 0 P: 17	R: 0 E: 0 K: 0 S: 6	H: 0 LOB: 0 BB: 0 P: 9	1B: 6 2B: 5 3B: 0 HR: 0	SF: 1 SAC: 1 DP: 2 HBP: 0	WP: 0 PB: 0 SB: 3 CS: 0	PA: 43	
PITCHER	IP 7.2	WLS 3	BF 29	H 8	R 3	ER 3	SO 3	BB 2	IBB 0	HBP 0	BLK 0	WP 0	HR 0	S 61	P 93	ERA 3.08	WHIP 1.043				
32 Roy Halladay, R ERA: 3.08	(8, 1)	1.1	B	8	2	1	1	4	2	0	0	0	0	0	24	36	6.75	3.000			
52 B.J. Ryan, L ERA: 1.13	(10, 1)	1.0		3	0	0	0	2	0	0	0	0	0	10	17	0.00	0.000				
Justin Speier, R ERA: 3.38	(11, 1)	1.0	W	3	0	0	0	0	0	0	0	0	0	6	9	0.00	0.000				

New York Yankees @ Toronto Blue Jays
Rogers Centre, Toronto, ON
Thu Jul 20 2006, 7:07 PM EDT
Att. 42,366 - Roof Closed - 68 F

AB 39
R 4
H 10
RBI 4
BB 2
SO 9
LOB 13



Batter	1	2	3	4	5	6	7	8	9	10	11	AB	R	H	RBI	BB	SO	LOB	BOTTOM			
3 Reed Johnson, R OBP: 0.440, SLG: 0.511	1-1 L9		0-1 SAFE G6-4-3 1-2			0-0 FC5 1B		0-3 K		0-2 L7		5	1	0	1	0	1	1				
Frank Catalanotto, L OBP: 0.427, SLG: 0.479	1-0 F8			1-2 P4		3-2 10 BB 25 2B 1B		0-2 L4		0-2 L4		5	1	2	1	0	0	0				
10 Vernon Wells, R OBP: 0.383, SLG: 0.608	1-2 1B			0-1 G4-3		0-2 25 2B 1B		1-2 1B		1-0 1B		5	2	4	1	0	0	0				
25 Troy Glaus, R OBP: 0.342, SLG: 0.518	3-3 K			1-3 K		0-0 17 G4-3 1B		0-0 F9				4	0	1	2	0	2	2				
17 Lyle Overbay, L OBP: 0.364, SLG: 0.511		2-2 G6-3			2-3 K	1-2 G4-3			0-0 G4-3			4	0	0	0	0	1	1				
Bengie Molina, R OBP: 0.322, SLG: 0.418		0-1 G5-3			0-3 K	0-0 F9			0-3 K			4	0	0	0	0	2	1				
9 Gregg Zaun, S OBP: 0.387, SLG: 0.497		3-3 K			2-1 F8		1-2 G4-3			0-0 F9		4	0	0	0	0	1	0				
2 Aaron Hill, R OBP: 0.351, SLG: 0.396			1-3 K			1-0 6 G6-3 3 FC5 2B		1-1 F9		2-1 G5-3		4	1	1	0	0	1	0				
6 John McDonald, R OBP: 0.255, SLG: 0.274			2-1 3 G6-4-3 1B			0-1 G6-3		1-2 G4-3		1-1 G4-3		4	0	1	0	0	0	1				
Inning Stats	R: 0 E: 0 K: 1 S: 12	H: 1 LOB: 1 BB: 0 P: 18	R: 0 E: 0 K: 1 S: 8	H: 0 LOB: 0 BB: 0 P: 13	R: 0 E: 0 K: 1 S: 7	H: 1 LOB: 0 BB: 0 P: 10	R: 0 E: 0 K: 1 S: 8	H: 0 LOB: 0 BB: 0 P: 10	R: 0 E: 0 K: 2 S: 8	H: 0 LOB: 0 BB: 0 P: 12	R: 0 E: 0 K: 1 S: 10	H: 1 LOB: 1 BB: 0 P: 11	R: 0 E: 0 K: 0 S: 6	H: 0 LOB: 0 BB: 0 P: 6	R: 0 E: 0 K: 0 S: 7	H: 0 LOB: 0 BB: 0 P: 10	R: 1 E: 0 K: 0 S: 4	H: 2 LOB: 0 BB: 0 P: 5	1B: 6 2B: 2 3B: 0 HR: 1	SF: 0 SAC: 0 DP: 1 HBP: 0	WP: 0 PB: 0 SB: 0 CS: 1	PA: 39
PITCHER	IP 7.0	WLS 2	BF 27	H 6	R 4	ER 4	SO 6	BB 0	IBB 0	HBP 0	BLK 0	WP 0	HR 0	S 67	P 92	ERA 5.14	WHIP 0.857					
35 Mike Mussina, R ERA: 3.39	(8, 1)	2.0		7	1	0	0	2	0	0	0	0	0	16	17	0.00	0.500					
Scott Proctor, R ERA: 4.2	(10, 1)	1.1	L	5	2	1	1	0	0	0	0	0	1	11	15	6.75	1.500					

New York Yankees @ Toronto Blue Jays
Rogers Centre, Toronto, ON
Thu Jul 20 2006, 7:07 PM EDT
Att. 42,366 - Roof Closed - 68 F

AB 39
R 5
H 9
RBI 5
BB 0
SO 8
LOB 6



Batter	1	2	3	4	5	6	7	8	9	AB	R	H	RBI	BB	SO	LOB	TOP										
18 Johnny Damon, L (1, 8) OBP: 0.368, SLG: 0.466	4-2 25 PB 2 G1-3 BB		2-2 13 HR 1B		1-2 G3			2-3 K		3	1	1	0	1	1	0	New York Yankees @ Toronto Blue Jays Rogers Centre, Toronto, ON Fri Jul 21 2006, 7:07 PM EDT Att: 40,149 - Cloudy - 75 F										
2 Derek Jeter, R (1, 6) OBP: 0.418, SLG: 0.462	1-1 G1-3		1-2 13 HR 1B		1-2 G3			1-1 1B		4	1	2	0	0	0	1											
25 Jason Giambi, L (1, 10) OBP: 0.405, SLG: 0.580	3-3 K		0-1 F8		0-1 P5			0-3 K		4	0	0	0	0	2	4											
13 Alex Rodriguez, R (1, 5) OBP: 0.386, SLG: 0.510	2-3 K		1-1 HR					1-0 G6-3		4	1	1	3	0	2	2											
20 Jorge Posada, S (1, 2) OBP: 0.389, SLG: 0.462		2-0 12 G5-3 1B	3-2 G6-3					1-1 F8		4	0	1	0	0	0	0											
Aaron Guiel, L (1, 9) OBP: 0.333, SLG: 0.448 Bernie Williams, S (9, PH) OBP: 0.317, SLG: 0.415		0-3 K		1-2 G4-3				0-0 F9		3	0	0	0	0	1	1											
12 Andy Phillips, R (1, 3) OBP: 0.273, SLG: 0.427		0-1 G5-3		1-2 G4-3				2-3 K		4	0	0	0	0	1	1											
28 Melky Cabrera, S (1, 7) OBP: 0.351, SLG: 0.377		3-1 G3		3-2 1B				0-3 K		3	0	1	0	0	1	1											
Miguel Cairo, R (1, 4) OBP: 0.283, SLG: 0.315			2-2 G5-3	3-2 G4-3				0-0 G5-3		3	0	0	0	0	0	1											
Inning Stats	R: 0 E: 0 K: 2 S: 11	H: 0 LOB: 1 BB: 1 P: 21	R: 0 E: 0 K: 1 S: 8	H: 1 LOB: 1 BB: 0 P: 13	R: 3 E: 0 K: 0 S: 18	H: 3 LOB: 0 BB: 0 P: 27	R: 0 E: 0 K: 0 S: 12	H: 1 LOB: 1 BB: 0 P: 20	R: 0 E: 0 K: 1 S: 7	H: 0 LOB: 0 BB: 0 P: 10	R: 0 E: 0 K: 1 S: 7	H: 0 LOB: 0 BB: 0 P: 13	R: 0 E: 0 K: 1 S: 7	H: 0 LOB: 0 BB: 0 P: 7	R: 0 E: 0 K: 2 S: 11	H: 1 LOB: 1 BB: 0 P: 15		R: 0 E: 0 K: 1 S: 6	H: 0 LOB: 0 BB: 0 P: 9	1B: 5 2B: 0 3B: 0 HR: 1	SF: 0 SAC: 0 DP: 0 HBP: 0	WP: 0 PB: 1 SB: 1 CS: 0	PA: 34				
PITCHER	IP	WLS	BF	H	R	ER	SO	BB	IBB	HBP	BLK	WP	HR	S	P	ERA	WHIP										
34 A.J. Burnett, R (1, 1) ERA: 3.99	7.1	W	29	6	3	3	6	1	0	0	0	0	1	78	121	3.68	0.955										
Scott Schoeneweis, L (8, 1) ERA: 5.97	1.2	S	5	0	0	0	2	0	0	0	0	0	0	10	14	0.00	0.000										

AB	33
R	3
H	6
RBI	3
BB	1
SO	8
LOB	11



Batter	1	2	3	4	5	6	7	8	9	AB	R	H	RBI	BB	SO	LOB	BOTTOM										
3 Reed Johnson, R (1, 9) OBP: 0.440, SLG: 0.517	2-1 1B 25 1B 2B	1-2 2B	1-2 F7		1-3 K			0-2 P4		5	1	2	0	0	1	3	New York Yankees @ Toronto Blue Jays Rogers Centre, Toronto, ON Fri Jul 21 2006, 7:07 PM EDT Att: 40,149 - Cloudy - 75 F										
Frank Catalanotto, L (1, 7) OBP: 0.427, SLG: 0.475	0-0 10 BB 25 1B 2B	2-1 F8		4-0 25 WP 10 E 25 SF8-5 BB			2-2 F8	2-3 K		4	2	1	0	1	1	1											
10 Vernon Wells, R (1, 8) OBP: 0.384, SLG: 0.607	4-2 17 2B 25 1B BB	0-0 F8		3-2 25 SF8-5 25 WP E5			0-0 9 BB 2B	1-0 P2		4	1	1	0	1	0	2											
25 Troy Glaus, R (1, 5) OBP: 0.348, SLG: 0.530	0-0 17 2B 2B 1B		4-0 9 2B 1B BB	2-1 SF8-3-5			4-2 9 BB BB	2-1 HR		2	3	2	4	2	0	0											
17 Lyle Overbay, L (1, 3) OBP: 0.364, SLG: 0.513	0-1 1H 2H 2B		1-1 F8	2-0 9 1B 1B			1-1 F6	0-1 G4-3		5	0	2	2	0	0	3											
9 Gregg Zaun, S (1, 2) OBP: 0.375, SLG: 0.506	2-0 F7		2-2 1B 2B	1-0 1B 1B			4-0 1B BB			3	0	2	0	1	0	1											
Eric Hinske, L (1, 10) OBP: 0.359, SLG: 0.503 Bengie Molina, R (6, PH) OBP: 0.321, SLG: 0.416 (7, 10)	2-2 K		0-0 6 HBP 1B	2-1 G4-3			0-2 F7			3	0	1	1	0	1	3											
2 Aaron Hill, R (1, 4) OBP: 0.349, SLG: 0.393	1-0 G6-3		1-3 K		4-1 6 G6-4-3 BB			2-3 K		3	0	0	0	1	2	3											
6 John McDonald, R (1, 6) OBP: 0.255, SLG: 0.265		1-0 B1-3	3-2 1-2 HBP		0-0 G6-4-3			2-2 P6		3	0	0	0	0	0	1											
Inning Stats	R: 4 E: 0 K: 1 S: 13	H: 4 LOB: 1 BB: 1 P: 24	R: 0 E: 0 K: 0 S: 7	H: 1 LOB: 1 BB: 0 P: 11	R: 1 E: 0 K: 1 S: 19	H: 2 LOB: 3 BB: 1 P: 31	R: 1 E: 1 K: 0 S: 9	H: 2 LOB: 2 BB: 1 P: 23	R: 0 E: 0 K: 1 S: 5	H: 0 LOB: 0 BB: 1 P: 10	R: 0 E: 0 K: 0 S: 12	H: 1 LOB: 3 BB: 2 P: 23	R: 0 E: 0 K: 1 S: 10	H: 0 LOB: 0 BB: 0 P: 14	R: 1 E: 0 K: 1 S: 9	H: 1 LOB: 0 BB: 0 P: 14		1B: 5 2B: 6 3B: 0 HR: 1	SF: 1 SAC: 0 DP: 2 HBP: 1	WP: 1 PB: 0 SB: 0 CS: 0	PA: 41						
PITCHER	IP	WLS	BF	H	R	ER	SO	BB	IBB	HBP	BLK	WP	HR	S	P	ERA	WHIP										
Jaret Wright, R (1, 1) ERA: 4.71	2.2	L	18	7	5	5	2	2	0	0	0	1	0	24	62	16.88	3.375										
Shawn Chacon, R (3, 1) ERA: 6.55	2.2		13	3	1	1	1	3	0	0	0	1	0	24	50	3.38	2.250										
Ron Villone, L (6, 1) ERA: 2.05	2.0		7	0	0	0	2	1	0	0	0	0	0	19	30	0.00	0.500										
30 Kris Wilson, R (8, 1) ERA: 5.4	0.2		3	1	1	1	0	0	0	0	0	0	1	5	8	13.50	1.500										

AB	33
R	7
H	11
RBI	7
BB	6
SO	5
LOB	20



Batter	1	2	3	4	5	6	7	8	9	AB	R	H	RBI	BB	SO	LOB	TOP										
18 Johnny Damon, L (1, 8) OBP: 0.369, SLG: 0.462	G4-3		G3-1			2 1B 20 BLK S BB	2 BB IBB		G6-4-3	3	1	0	0	2	0	1											
Miguel Cairo, R (1, 4) OBP: 0.292, SLG: 0.309	G3 BB		G1-3			1-3 BB	1-2 BB			3	0	0	0	1	2	4											
2 Derek Jeter, R (1, 6) OBP: 0.421, SLG: 0.464	G3			1B		1-2 20 BLK 1B	4-2 BB			3	0	2	1	1	0	1											
13 Alex Rodriguez, R (1, 10) OBP: 0.383, SLG: 0.504			K		1B	2-3 K	2-3 K			4	0	0	0	0	4	6											
20 Jorge Posada, S (1, 2) OBP: 0.387, SLG: 0.466	HR 3B		K			0-0 G4-3		F8		4	1	1	0	0	1	2											
Bernie Williams, S (1, 9) OBP: 0.319, SLG: 0.427 Bubba Crosby, L (8, 9) OBP: 0.263, SLG: 0.320	HR		G1-3			0-2 28 1B 25 2B 1B	2-2 G1-3			4	2	2	2	0	0	1											
12 Andy Phillips, R (1, 3) OBP: 0.268, SLG: 0.419	K					0-2 F9	1-0 P3	G5-3		4	0	0	0	0	1	1											
28 Melky Cabrera, S (1, 7) OBP: 0.350, SLG: 0.374	L9					0-0 G4-3	0-1 25 2B 2 BB 1B		L7	4	1	1	0	0	0	0											
Nick Green, R (1, 5) OBP: 0.281, SLG: 0.241 25 Jason Giambi, L (7, PH) OBP: 0.408, SLG: 0.585			K			3-3 K	0-1 2 BB 2B		G6-4-3 BB	2	0	0	0	0	2	0											
Jaret Wright, R (9, PR) 42 Mariano Rivera, R (9, 1)							1-3 2H 2B			0	0	0	0	0	0	0											
Inning Stats	R: 0 E: 0 K: 0 S: 11	H: 0 LOB: 0 BB: 1 P: 18	R: 2 E: 0 K: 2 S: 14	H: 2 LOB: 0 BB: 0 P: 21	R: 0 E: 0 K: 1 S: 12	H: 0 LOB: 0 BB: 0 P: 18	R: 0 E: 0 K: 2 S: 16	H: 1 LOB: 1 BB: 0 P: 20	R: 0 E: 0 K: 1 S: 7	H: 0 LOB: 0 BB: 0 P: 10	R: 1 E: 0 K: 2 S: 13	H: 1 LOB: 1 BB: 1 P: 21	R: 2 E: 0 K: 2 S: 17	H: 3 LOB: 3 BB: 2 P: 28	R: 0 E: 0 K: 0 S: 7	H: 0 LOB: 0 BB: 0 P: 9	R: 0 E: 0 K: 0 S: 5	H: 0 LOB: 1 BB: 1 P: 10	1B: 4 2B: 1 3B: 1 HR: 1	SF: 0 SAC: 0 DP: 1 HBP: 0	WP: 0 PB: 0 SB: 1 CS: 0	PA: 37					
PITCHER	IP	WLS	BF	H	R	ER	SO	BB	IBB	HBP	BLK	WP	HR	S	P	ERA	WHIP										
Ted Lilly, L (1, 1) ERA: 3.89	6.0		23	4	3	3	8	2	0	0	1	0	1	73	108	4.50	1.000										
22 Brandon League, R (7, 1) ERA: 5.23	0.1	H	2	1	1	1	0	0	0	0	0	0	0	5	6	27.00	3.000										
37 Scott Downs, L (7, 1) ERA: 4.89	0.0	L	3	2	0	0	0	0	1	0	0	0	0	4	8	∞	∞										
Justin Speier, R (7, 1) ERA: 3.32	0.2		3	0	1	1	2	1	0	0	0	0	0	8	14	13.50	1.500										
56 Brian Tallet, L (8, 1) ERA: 4.91	2.0		6	0	0	0	0	1	0	0	0	0	0	12	19	0.00	0.500										

New York Yankees @ Toronto Blue Jays
Rogers Centre, Toronto, ON
Sat Jul 22 2006, 4:07 PM EDT
Att: 50,014 - Roof Closed - 68 F

AB 32
R 5
H 7
RBI 4
BB 5
SO 10
LOB 16



Batter	1	2	3	4	5	6	7	8	9	AB	R	H	RBI	BB	SO	LOB	BOTTOM										
3 Reed Johnson, R (1, 9) OBP: 0.435, SLG: 0.508	G5-4-3 10 BB	G5-3			G6-3		K		P5	4	0	0	0	1	1	2											
Frank Catalanotto, L (1, 7) OBP: 0.431, SLG: 0.463	G5-4-3 10 1B		G6-3		G6-3 10 17 2B 1B		2B			4	1	3	0	0	0	0											
10 Vernon Wells, R (1, 8) OBP: 0.382, SLG: 0.603	G5-4-3 1-2 2-3		G2-3		G6-3 17 1B		K			4	1	1	0	0	1	3											
25 Troy Glaus, R (1, 10) OBP: 0.344, SLG: 0.524	G4-3		G5-3		F7		K			4	0	0	0	0	1	4											
17 Lyle Overbay, L (1, 3) OBP: 0.365, SLG: 0.515		2 BB 1B		G4-3	1-1 2H 2B			K		4	1	2	2	0	1	0											
Bengie Molina, R (1, 2) OBP: 0.318, SLG: 0.412 9 Gregg Zaun, S (8, PH) OBP: 0.373, SLG: 0.503		K		G6-3	F8			K		3	0	0	0	0	1	2											
Eric Hinske, L (1, 5) OBP: 0.362, SLG: 0.523		G1-3 6 1B		G6-3		G4-3		K		4	1	2	1	0	1	0											
2 Aaron Hill, R (1, 4) OBP: 0.354, SLG: 0.400		G1-3 6 1B		HR		G6-3 6 G5-4-3 1B			G6-3	4	0	3	1	0	0	0											
6 John McDonald, R (1, 6) OBP: 0.245, SLG: 0.255		G1-3		G6-3		G5-4-3			G6-3	4	0	0	0	0	0	4											
Inning Stats	R: 0 E: 0 K: 0 S: 7	H: 1 LOB: 1 BB: 1 P: 13	R: 1 E: 0 K: 1 S: 13	H: 3 LOB: 2 BB: 0 P: 21	R: 0 E: 0 K: 0 S: 8	H: 0 LOB: 0 BB: 0 P: 14	R: 1 E: 0 K: 0 S: 10	H: 2 LOB: 1 BB: 0 P: 17	R: 2 E: 0 K: 0 S: 10	H: 3 LOB: 1 BB: 0 P: 15	R: 0 E: 0 K: 0 S: 7	H: 1 LOB: 0 BB: 0 P: 10	R: 0 E: 0 K: 3 S: 13	H: 1 LOB: 1 BB: 0 P: 17	R: 0 E: 0 K: 3 S: 10	H: 0 LOB: 0 BB: 0 P: 12	R: 0 E: 0 K: 0 S: 5	H: 0 LOB: 0 BB: 0 P: 7	1B: 7 2B: 3 3B: 0 HR: 1	SF: 0 SAC: 0 DP: 2 HBP: 0	WP: 0 PB: 0 SB: 0 CS: 0	PA: 37					
PITCHER	IP	WLS	BF	H	R	ER	SO	BB	IBB	HBP	BLK	WP	HR	S	P	ERA	WHIP										
40 Chien-Ming Wang, R (1, 1) ERA: 4.01	6.0		27	10	4	4	3	1	0	0	0	0	0	13	17	0.00	1.833										
Scott Proctor, R (7, 1) ERA: 4.13	1.0	H	4	1	0	0	3	0	0	0	0	0	0	10	12	0.00	0.000										
Kyle Farnsworth, R (8, 1) ERA: 4.06	1.0	H	3	0	0	0	3	0	0	0	0	0	0	10	12	0.00	0.000										
42 Mariano Rivera, R (9, 1) ERA: 2.06	1.0	S	3	0	0	0	0	0	0	0	0	0	0	5	7	0.00	0.000										

New York Yankees @ Toronto Blue Jays
Rogers Centre, Toronto, ON
Sat Jul 22 2006, 4:07 PM EDT
Att: 50,014 - Roof Closed - 68 F

AB 36
R 4
H 11
RBI 4
BB 1
SO 7
LOB 15



Batter	1	2	3	4	5	6	7	8	9	AB	R	H	RBI	BB	SO	LOB	TOP								
3 Reed Johnson, R OBP: 0.442, SLG: 0.539 (1, 8)										6	2	3	0	0	1	3									
Frank Catalanotto, L OBP: 0.421, SLG: 0.464 (1, 7)										4	1	2	2	0	0	1									
17 Lyle Overbay, L OBP: 0.364, SLG: 0.509 (1, 3)										4	1	0	0	1	2	2									
25 Troy Glaus, R OBP: 0.355, SLG: 0.536 (1, 5)										3	3	3	1	2	0	0									
9 Gregg Zaun, S OBP: 0.382, SLG: 0.485 (1, 2)										4	1	1	0	1	1	3									
Eric Hinske, L OBP: 0.364, SLG: 0.572 (1, 9)									5	1	2	2	0	1	3										
Bengie Molina, R OBP: 0.318, SLG: 0.410 (1, 10)									4	1	1	0	1	1	4										
2 Aaron Hill, R OBP: 0.357, SLG: 0.399 (1, 4)									3	1	1	2	2	1	2										
6 John McDonald, R OBP: 0.270, SLG: 0.313 (1, 6)									4	1	1	5	1	1	1										
Inning Stats	R: 0 E: 0 K: 0 S: 8	H: 1 LOB: 0 BB: 0 P: 12	R: 0 E: 0 K: 1 S: 10	H: 2 LOB: 2 BB: 1 P: 18	R: 1 E: 0 K: 2 S: 8	H: 2 LOB: 0 BB: 0 P: 13	R: 2 E: 0 K: 2 S: 15	H: 2 LOB: 1 BB: 1 P: 28	R: 4 E: 0 K: 0 S: 24	H: 3 LOB: 3 BB: 4 P: 48	R: 1 E: 0 K: 0 S: 10	H: 2 LOB: 1 BB: 0 P: 12	R: 0 E: 0 K: 1 S: 8	H: 0 LOB: 0 BB: 0 P: 11	R: 0 E: 0 K: 1 S: 7	H: 0 LOB: 0 BB: 0 P: 11	R: 4 E: 0 K: 1 S: 15	H: 2 LOB: 2 BB: 2 P: 28	1B: 7 2B: 5 3B: 0 HR: 2	SF: 0 SAC: 1 DP: 1 HBP: 0	WP: 0 PB: 0 SB: 0 CS: 1	PA: 46			
PITCHER	IP	WLS	BF	H	R	ER	SO	BB	IBB	HBP	BLK	WP	HR	S	P	ERA	WHIP								
Gil Meche, R ERA: 4.19 (1, 1)	4.1	L	24	10	7	7	5	4	0	0	0	0	0	55	98	14.54	3.231								
49 Jake Woods, L ERA: 4.3 (5, 1)	4.1		19	3	3	3	2	2	1	0	0	0	1	42	68	6.23	1.154								
Emiliano Fruto, R ERA: 5.5 (9, 1)	0.1		3	1	2	2	1	1	0	0	0	0	1	8	15	54.00	6.000								

Toronto Blue Jays @ Seattle Mariners
Safeco Field, Seattle, WA
Tue Jul 25 2006, 7:05 PM PDT
Att: 30,795 - Partly Cloudy - 71 F

AB	37
R	12
H	14
RBI	12
BB	8
SO	8
LOB	19



Batter	1	2	3	4	5	6	7	8	9	AB	R	H	RBI	BB	SO	LOB	BOTTOM								
51 Ichiro Suzuki, L OBP: 0.397, SLG: 0.437 (1, 9)										5	0	3	0	0	0	0									
29 Adrian Beltré, R OBP: 0.325, SLG: 0.414 (1, 5)										5	0	1	1	0	1	2									
4 Jose Lopez, R OBP: 0.319, SLG: 0.439 (1, 4)										3	0	0	0	1	0	2									
Raul Ibanez, L OBP: 0.339, SLG: 0.518 (1, 7)										4	0	1	0	0	0	3									
Richie Sexson, R OBP: 0.300, SLG: 0.441 (1, 3)										4	0	1	0	0	2	0									
Carl Everett, S OBP: 0.297, SLG: 0.360 (1, 10)										4	1	0	0	0	1	2									
2 Kenji Johjima, R OBP: 0.339, SLG: 0.460 (1, 2)										4	1	2	0	0	0	2									
7 Yuniesky Betancourt, R OBP: 0.322, SLG: 0.411 (1, 6)										4	1	2	2	0	0	1									
25 Adam Jones, R OBP: 0.278, SLG: 0.265 (1, 8)										4	0	0	0	0	4	1									
Inning Stats	R: 0 E: 0 K: 0 S: 8	H: 0 LOB: 1 BB: 1 P: 15	R: 0 E: 0 K: 2 S: 11	H: 1 LOB: 0 BB: 0 P: 13	R: 0 E: 0 K: 2 S: 8	H: 0 LOB: 0 BB: 0 P: 12	R: 0 E: 0 K: 0 S: 9	H: 0 LOB: 0 BB: 0 P: 14	R: 2 E: 0 K: 1 S: 14	H: 3 LOB: 1 BB: 0 P: 20	R: 0 E: 0 K: 0 S: 10	H: 2 LOB: 2 BB: 0 P: 15	R: 1 E: 0 K: 1 S: 11	H: 3 LOB: 0 BB: 0 P: 14	R: 0 E: 0 K: 1 S: 6	H: 0 LOB: 0 BB: 0 P: 8	R: 0 E: 0 K: 1 S: 9	H: 1 LOB: 1 BB: 0 P: 10	1B: 9 2B: 1 3B: 0 HR: 0	SF: 0 SAC: 0 DP: 0 HBP: 0	WP: 0 PB: 0 SB: 1 CS: 0	PA: 38			
PITCHER	IP	WLS	BF	H	R	ER	SO	BB	IBB	HBP	BLK	WP	HR	S	P	ERA	WHIP								
32 Roy Halladay, R ERA: 3.06 (1, 1)	7.0	W	31	9	3	2	6	1	0	0	0	0	0	71	103	2.57	1.429								
Justin Speier, R ERA: 3.23 (8, 1)	1.0		3	0	0	0	1	0	0	0	0	0	0	6	8	0.00	0.000								
52 B.J. Ryan, L ERA: 1.1 (9, 1)	1.0		4	1	0	0	1	0	0	0	0	0	0	9	10	0.00	1.000								

Toronto Blue Jays @ Seattle Mariners
Safeco Field, Seattle, WA
Tue Jul 25 2006, 7:05 PM PDT
Att: 30,795 - Partly Cloudy - 71 F

AB	37
R	3
H	10
RBI	3
BB	1
SO	8
LOB	13



Batter	1	2	3	4	5	6	7	8	9	AB	R	H	RBI	BB	SO	LOB	TOP										
3 Reed Johnson, R OBP: 0.438, SLG: 0.536	F8					F7		G4-3		5	0	1	0	0	0	5											
2 Aaron Hill, R OBP: 0.357, SLG: 0.399						G5-3				5	1	2	0	0	2	2											
10 Vernon Wells, R OBP: 0.388, SLG: 0.624										5	1	3	0	0	1	0											
25 Troy Glaus, R OBP: 0.358, SLG: 0.536	P2									4	1	2	0	1	1	4											
17 Lyle Overbay, L OBP: 0.365, SLG: 0.508										5	1	2	2	0	2	4											
Bengie Molina, R OBP: 0.317, SLG: 0.410	F7									3	0	1	1	0	0	2											
8 Russ Adams, L OBP: 0.280, SLG: 0.337										0	0	0	0	0	0	0											
9 Gregg Zaun, S OBP: 0.390, SLG: 0.482										1	0	0	0	0	0	2											
21 Chad Mottola, R OBP: 0.250, SLG: 0.375										2	0	0	0	0	0	0											
Frank Catalanotto, L OBP: 0.422, SLG: 0.484										2	0	1	0	0	1	1											
Eric Hinske, L OBP: 0.361, SLG: 0.562										3	0	0	0	1	0	1											
6 John McDonald, R OBP: 0.286, SLG: 0.322										3	0	2	0	1	0	0											
Inning Stats	R: 1 E: 0 K: 0 S: 19	H: 3 LOB: 2 BB: 0 P: 26	R: 0 E: 0 K: 1 S: 16	H: 2 LOB: 2 BB: 0 P: 25	R: 0 E: 0 K: 2 S: 15	H: 1 LOB: 1 BB: 0 P: 22	R: 0 E: 0 K: 0 S: 6	H: 0 LOB: 0 BB: 0 P: 8	R: 0 E: 0 K: 0 S: 9	H: 0 LOB: 0 BB: 0 P: 11	R: 3 E: 1 K: 0 S: 22	H: 4 LOB: 2 BB: 1 P: 31	R: 0 E: 0 K: 1 S: 13	H: 1 LOB: 1 BB: 0 P: 13	R: 0 E: 0 K: 2 S: 14	H: 2 LOB: 2 BB: 0 P: 20	1B: 13 2B: 2 3B: 0 HR: 0	SF: 1 SAC: 0 DP: 2 HBP: 0	WP: 0 PB: 0 SB: 0 CS: 1	PA: 42							
PITCHER	IP	WLS	BF	H	R	ER	SO	BB	IBB	HBP	BLK	WP	HR	S	P	ERA	WHIP										
Jamie Moyer, L ERA: 4.21	5.0	W	23	8	4	4	3	1	0	0	0	0	0	71	103	7.20	1.800										
40 Julio Mateo, R ERA: 4.51	1.2		8	3	0	0	1	0	0	0	0	0	0	23	29	0.00	1.800										
George Sherrill, L ERA: 3.14	0.2	H	4	1	0	0	1	1	0	0	0	0	0	10	17	0.00	3.000										
57 Mark Lowe, R ERA: 2.42	0.2	H	2	0	0	0	0	1	0	0	0	0	0	5	10	0.00	1.500										
20 J.J. Putz, R ERA: 2.42	1.0	S	5	2	0	0	2	0	0	0	0	0	0	14	20	0.00	2.000										

Toronto Blue Jays @ Seattle Mariners
Safeco Field, Seattle, WA
Wed Jul 26 2006, 7:05 PM PDT
Att: 33,624 - Partly Cloudy - 79 F

AB	38
R	4
H	14
RBI	3
BB	3
SO	7
LOB	21



Batter	1	2	3	4	5	6	7	8	9	AB	R	H	RBI	BB	SO	LOB	BOTTOM										
51 Ichiro Suzuki, L OBP: 0.399, SLG: 0.441										3	1	2	0	0	0	0											
4 Jose Lopez, R OBP: 0.316, SLG: 0.434										4	0	0	0	0	2	3											
29 Adrián Beltré, R OBP: 0.324, SLG: 0.420										4	1	1	1	0	1	2											
Raul Ibanez, L OBP: 0.339, SLG: 0.518										4	1	1	1	0	2	0											
Richie Sexson, R OBP: 0.302, SLG: 0.449										4	2	2	2	0	0	0											
Greg Dobbs, L OBP: 0.400, SLG: 0.400										2	0	2	1	0	0	0											
Eduardo Perez, R OBP: 0.344, SLG: 0.602										2	0	0	0	0	1	0											
7 Yuniesky Betancourt, R OBP: 0.324, SLG: 0.412										4	1	2	0	0	0	1											
30 René Rivera, R OBP: 0.220, SLG: 0.357										4	1	1	1	0	1	1											
25 Adam Jones, R OBP: 0.282, SLG: 0.297										3	0	1	1	0	0	0											
Inning Stats	R: 3 E: 1 K: 1 S: 23	H: 4 LOB: 1 BB: 0 P: 31	R: 0 E: 0 K: 1 S: 8	H: 1 LOB: 0 BB: 0 P: 12	R: 1 E: 0 K: 1 S: 9	H: 2 LOB: 0 BB: 0 P: 17	R: 2 E: 0 K: 0 S: 17	H: 3 LOB: 1 BB: 0 P: 22	R: 1 E: 0 K: 1 S: 7	H: 1 LOB: 0 BB: 0 P: 11	R: 0 E: 0 K: 1 S: 8	H: 0 LOB: 0 BB: 0 P: 11	R: 0 E: 0 K: 1 S: 8	H: 0 LOB: 0 BB: 0 P: 10	R: 0 E: 0 K: 1 S: 7	H: 1 LOB: 1 BB: 0 P: 11	1B: 6 2B: 4 3B: 0 HR: 2	SF: 0 SAC: 1 DP: 0 HBP: 0	WP: 1 PB: 0 SB: 1 CS: 1	PA: 36							
PITCHER	IP	WLS	BF	H	R	ER	SO	BB	IBB	HBP	BLK	WP	HR	S	P	ERA	WHIP										
34 A.J. Burnett, R ERA: 4.53	4.0	L	21	10	6	5	3	0	0	0	0	0	1	7	11	9.00	1.000										
37 Scott Downs, L ERA: 4.79	1.0		4	1	1	1	1	0	0	0	0	0	0	7	11	9.00	1.000										
22 Brandon League, R ERA: 3.24	3.0		10	1	0	0	3	0	0	0	0	0	0	23	32	0.00	0.333										

Toronto Blue Jays @ Seattle Mariners
Safeco Field, Seattle, WA
Wed Jul 26 2006, 7:05 PM PDT
Att: 33,624 - Partly Cloudy - 79 F

AB	34
R	7
H	12
RBI	7
BB	0
SO	7
LOB	7



Batter	1	2	3	4	5	6	7	8	9	AB	R	H	RBI	BB	SO	LOB	TOP										
3 Reed Johnson, R OBP: 0.436, SLG: 0.530	G1-6-3		G3			G4-3 25 2B BB		G6-3		3	1	0	0	1	0	1	Toronto Blue Jays @ Oakland Athletics McAfee Coliseum, Oakland, CA Thu Jul 27 2006, 10:05 PM EDT Att: 19,251 - Clear - 66 F										
Frank Catalanotto, L OBP: 0.419, SLG: 0.461	F9				10 2B 25 FC4-5 1B	G4-3		G4-3		4	1	1	0	0	0	1											
10 Vernon Wells, R OBP: 0.386, SLG: 0.622	P3				0-0 25 FC4-5 1-3 2B			G5-3		4	0	1	0	0	1	1											
25 Troy Glaus, R OBP: 0.359, SLG: 0.537					1-2 FC4-5 17 1B			K		3	0	1	2	0	1	1											
17 Lyle Overbay, L OBP: 0.364, SLG: 0.505					0-0 2-3 3-H			K		4	0	1	0	0	1	2											
Eric Hinske, L OBP: 0.356, SLG: 0.552					0-0 1-2 G5-4-3 1B			G6-3		3	0	0	0	0	0	3											
Bengie Molina, R OBP: 0.314, SLG: 0.405					0-1 F9			L9		3	0	0	0	0	1	0											
8 Russ Adams, L OBP: 0.276, SLG: 0.332					2-2 G4-3			F8		3	0	0	0	0	1	0											
6 John McDonald, R OBP: 0.287, SLG: 0.322					2-1 G4-3			P3		3	0	1	0	0	0	0											
Inning Stats	R: 0 E: 0 K: 0 S: 8	H: 0 LOB: 0 BB: 0 P: 9	R: 0 E: 0 K: 1 S: 8	H: 0 LOB: 0 BB: 0 P: 13	R: 0 E: 0 K: 0 S: 10	H: 1 LOB: 1 BB: 0 P: 14	R: 1 E: 0 K: 0 S: 7	H: 3 LOB: 1 BB: 0 P: 10	R: 0 E: 0 K: 1 S: 11	H: 0 LOB: 1 BB: 0 P: 22	R: 0 E: 0 K: 2 S: 8	H: 0 LOB: 0 BB: 0 P: 11	R: 0 E: 0 K: 1 S: 7	H: 0 LOB: 0 BB: 0 P: 8	R: 0 E: 0 K: 1 S: 8	H: 0 LOB: 0 BB: 0 P: 11	1B: 3 2B: 2 3B: 0 HR: 0	SF: 0 SAC: 0 DP: 2 HBP: 1	WP: 0 PB: 0 SB: 0 CS: 0	PA: 32							
PITCHER	IP	WLS	BF	H	R	ER	SO	BB	IBB	HBP	BLK	WP	HR	S	P	ERA	WHIP										
Joe Blanton, R ERA: 4.78	7.0	W	26	5	2	2	4	1	0	1	0	0	0	58	89	2.57	0.857										
58 Justin Duchschere, R ERA: 3.0	1.0	H	3	0	0	0	0	0	0	0	0	0	0	7	8	0.00	0.000										
20 Huston Street, R ERA: 2.72	1.0	S	3	0	0	0	1	0	0	0	0	0	0	8	11	0.00	0.000										


Batter	1	2	3	4	5	6	7	8	9	AB	R	H	RBI	BB	SO	LOB	BOTTOM										
Jason Kendall, R OBP: 0.352, SLG: 0.324	G5-3		22 1B 23 BB			K		G6-3		4	0	0	0	1	1	2	Toronto Blue Jays @ Oakland Athletics McAfee Coliseum, Oakland, CA Thu Jul 27 2006, 10:05 PM EDT Att: 19,251 - Clear - 66 F										
23 Bobby Kielty, S OBP: 0.348, SLG: 0.435	K		22 1B			F8		P4		4	0	0	0	1	1	1											
22 Milton Bradley, S OBP: 0.364, SLG: 0.430	P6		1-2 2-3 1B			G1-6-3		1B		4	1	2	0	0	0	1											
Frank Thomas, R OBP: 0.379, SLG: 0.527			2-2 F7					3 PB 3 1B 2B		2	1	1	0	1	0	3											
Antonio Perez, R OBP: 0.190, SLG: 0.197			BB HBP					3 BB 1B BB		0	0	0	0	0	0	0											
Jay Payton, R OBP: 0.303, SLG: 0.405			3 G4-6-3 BB			HR		3 BB 1B		3	1	2	2	1	1	1											
Nick Swisher, S OBP: 0.373, SLG: 0.489			F7			P3		3 PB 3 1B BB		3	1	0	0	1	0	4											
3 Eric Chavez, L OBP: 0.343, SLG: 0.423			G4-6-3			G4-3		7 1B SF9 1B		3	1	1	2	1	0	2											
7 Bobby Crosby, R OBP: 0.298, SLG: 0.343			F8			K		2-2 F8		4	0	1	0	0	1	3											
Marco Scutaro, R OBP: 0.306, SLG: 0.361			P5			23 F8 2B		SF9		3	0	2	1	0	0	0											
Inning Stats	R: 0 E: 0 K: 1 S: 10	H: 0 LOB: 0 BB: 0 P: 14	R: 0 E: 0 K: 0 S: 8	H: 0 LOB: 1 BB: 1 P: 19	R: 0 E: 0 K: 0 S: 14	H: 1 LOB: 3 BB: 2 P: 26	R: 1 E: 0 K: 1 S: 8	H: 1 LOB: 0 BB: 0 P: 13	R: 0 E: 0 K: 1 S: 10	H: 1 LOB: 1 BB: 0 P: 14	R: 3 E: 0 K: 1 S: 18	H: 3 LOB: 1 BB: 1 P: 32	R: 1 E: 0 K: 0 S: 13	H: 2 LOB: 3 BB: 2 P: 29	R: 0 E: 0 K: 0 S: 5	H: 1 LOB: 0 BB: 0 P: 8	1B: 5 2B: 3 3B: 0 HR: 1	SF: 1 SAC: 0 DP: 1 HBP: 1	WP: 0 PB: 1 SB: 0 CS: 0	PA: 38							
PITCHER	IP	WLS	BF	H	R	ER	SO	BB	IBB	HBP	BLK	WP	HR	S	P	ERA	WHIP										
Ted Lilly, L ERA: 4.02	5.1	L	25	5	4	4	4	4	0	1	0	0	0	15	26	9.00	3.000										
56 Brian Tallet, L ERA: 5.01	1.0		6	2	1	1	0	1	0	0	0	0	0	12	25	0.00	1.800										
49 Jeremy Accardo, R ERA: 4.87	1.2		7	2	0	0	0	1	0	0	0	0	0	12	25	0.00	1.800										


AB 30
R 2
H 5
RBI 2
BB 1
SO 5
LOB 9



AB 30
R 5
H 9
RBI 5
BB 6
SO 4
LOB 17



Batter	1	2	3	4	5	6	7	8	9	AB R H RBI BB SO LOB	TOP										
3 Reed Johnson, R OBP: 0.432, SLG: 0.524	0-1 FC6-4 1B		1-2 G4-3		0-1 G6-3	0-2 K			1-1 G1-4-3	5 0 1 0 0 1 3	Toronto Blue Jays @ Oakland Athletics McAfee Coliseum, Oakland, CA Fri Jul 28 2006, 10:05 PM EDT Att: 22,217 - Clear - 66 F AB 34 R 4 H 8 RBI 3 BB 3 SO 7 LOB 14 										
Frank Catalanotto, L OBP: 0.417, SLG: 0.477	2-3 K		1-1 1B		0-2 F7		2-2 L7			4 0 1 0 0 1 1											
10 Vernon Wells, R OBP: 0.385, SLG: 0.618	1-0 FC6-4 25 BB 1-2		0-1 F7			0-0 25 BB 1B	3-3 K			4 1 1 0 0 1 2											
25 Troy Glaus, R OBP: 0.363, SLG: 0.541	4-0 1B			1-1 17 G4-3 15 BB 2B		0-2 17 F7 15 BB 1B	2-1 F8			3 2 2 0 1 0 0											
17 Lyle Overbay, L OBP: 0.360, SLG: 0.500	1-3 K			0-0 G4-3		1-0 F7		1-3 K		4 0 0 0 0 2 4											
15 Alex Rios, R OBP: 0.384, SLG: 0.584		1-1 L9		0-1 2 S 1B		2-2 2 F8 9 BB 6 BB 1B		0-1 G6-3		4 1 2 2 0 0 0											
9 Gregg Zaun, S OBP: 0.377, SLG: 0.474		3-2 G3		1-1 F9		4-1 6 BB 1B		2-3 K		3 0 0 0 1 1 1											
2 Aaron Hill, R OBP: 0.354, SLG: 0.394		1-1 G6-3		3-3 K		3-1 F8		1-2 G5-3		4 0 0 0 0 1 3											
6 John McDonald, R OBP: 0.293, SLG: 0.322			1-2 G4-3		0-1 G6-3	1-0 1B		4-2 3 G1-4-3 BB		3 0 1 1 1 0 0											
Inning Stats	R: 0 E: 0 K: 2 S: 11	H: 1 LOB: 2 BB: 1 P: 19	R: 0 E: 0 K: 0 S: 7	H: 0 LOB: 0 BB: 0 P: 12	R: 0 E: 0 K: 0 S: 10	H: 1 LOB: 1 BB: 0 P: 13	R: 1 E: 0 K: 1 S: 11	H: 2 LOB: 1 BB: 0 P: 16	R: 0 E: 0 K: 0 S: 8	H: 0 LOB: 0 BB: 0 P: 8	R: 3 E: 1 K: 1 S: 16	H: 4 LOB: 2 BB: 1 P: 27	R: 0 E: 0 K: 2 S: 8	H: 0 LOB: 0 BB: 0 P: 15	R: 0 E: 0 K: 2 S: 8	H: 0 LOB: 0 BB: 1 P: 11	R: 0 E: 0 K: 0 S: 8	H: 0 LOB: 0 BB: 0 P: 14	1B: 7 2B: 1 3B: 0 HR: 0	SF: 0 SAC: 0 DP: 1 HBP: 0	WP: 0 PA: 37 PB: 0 SB: 1 CS: 0
PITCHER	IP WLS BF H R ER SO BB IBB HBP BLK WP HR S P ERA WHIP											PITCHER	IP WLS BF H R ER SO BB IBB HBP BLK WP HR S P ERA WHIP								
25 Esteban Loaiza, R ERA: 6.72	(1, 1) 5.2 L 27 8 4 4 3 2 0 0 0 0 0 0 60 92 6.35 1.765																				
50 Kiko Calero, R ERA: 2.79	(6, 1) 1.1 4 0 0 0 2 0 0 0 0 0 0 11 18 0.00 0.000																				
51 Brad Halsey, L ERA: 3.91	(8, 1) 2.0 6 0 0 0 2 1 0 0 0 0 0 16 25 0.00 0.500																				

Batter	1	2	3	4	5	6	7	8	9	AB R H RBI BB SO LOB	BOTTOM										
Jason Kendall, R OBP: 0.350, SLG: 0.322	2-1 1B		1-2 G4-6-3		1 SAFE 1-2 F9	1-1 P3			2-1 F9	5 0 1 0 0 0 5	Toronto Blue Jays @ Oakland Athletics McAfee Coliseum, Oakland, CA Fri Jul 28 2006, 10:05 PM EDT Att: 22,217 - Clear - 66 F AB 34 R 3 H 9 RBI 3 BB 6 SO 5 LOB 22 										
21 Mark Kotsay, L OBP: 0.314, SLG: 0.372	3-2 F7		0-1 L9		1-0 1B		1-1 G4-3		0-0 G1-3	5 0 1 0 0 0 1											
22 Milton Bradley, S OBP: 0.359, SLG: 0.418	1-0 L8		1-1 F8		3-1 G6-3		3-2 G6-3		4-1 BB	4 0 0 0 1 0 3											
Frank Thomas, R OBP: 0.379, SLG: 0.534	3-2 P1		4-1 BB			3-2 HR	0-2 G5-3		1 SAFE 1-2 F8	4 1 1 1 1 0 2											
Jay Payton, R OBP: 0.306, SLG: 0.407		2-2 F8		2-3 K		0-2 14 BB 3 WP 1B		0-0 3 G1-3 1B		4 0 2 0 0 1 1											
Nick Swisher, S OBP: 0.374, SLG: 0.489		3-3 K		1-1 3 BB 14 BB 1B		1-3 K		1-1 3 G1-3 1B		4 1 2 0 0 2 1											
3 Eric Chavez, L OBP: 0.345, SLG: 0.425		2-2 F7		1-1 14 BB 2B		1-1 14 BB BB		1-2 G1-3		3 1 1 0 1 0 2											
7 Bobby Crosby, R OBP: 0.297, SLG: 0.340			2-3 K		2-3 K		0-0 F9		4-0 14 G5-4-3 IBB	3 0 0 0 1 2 4											
14 Mark Ellis, R OBP: 0.293, SLG: 0.329			4-2 G4-6-3 BB		2-2 21 BB 1B		4-2 BB		2-0 G5-4-3	2 0 1 2 2 0 3											
Inning Stats	R: 0 E: 0 K: 0 S: 10	H: 1 LOB: 0 BB: 0 P: 19	R: 0 E: 0 K: 1 S: 9	H: 0 LOB: 0 BB: 0 P: 16	R: 0 E: 0 K: 1 S: 10	H: 0 LOB: 1 BB: 1 P: 17	R: 0 E: 0 K: 1 S: 9	H: 0 LOB: 1 BB: 1 P: 16	R: 2 E: 0 K: 1 S: 17	H: 4 LOB: 2 BB: 0 P: 27	R: 1 E: 0 K: 1 S: 16	H: 2 LOB: 3 BB: 2 P: 29	R: 0 E: 0 K: 0 S: 8	H: 0 LOB: 0 BB: 0 P: 12	R: 0 E: 0 K: 0 S: 7	H: 2 LOB: 2 BB: 1 P: 15	R: 0 E: 0 K: 0 S: 7	H: 0 LOB: 1 BB: 1 P: 14	1B: 7 2B: 1 3B: 0 HR: 1	SF: 0 SAC: 0 DP: 2 HBP: 0	WP: 1 PA: 40 PB: 0 SB: 0 CS: 0
PITCHER	IP WLS BF H R ER SO BB IBB HBP BLK WP HR S P ERA WHIP											PITCHER	IP WLS BF H R ER SO BB IBB HBP BLK WP HR S P ERA WHIP								
28 Shaun Marcum, R ERA: 4.81	(1, 1) 4.2 20 5 2 2 4 0 0 0 0 0 0 1 8 14 27.00 6.000																				
37 Scott Downs, L ERA: 4.53	(5, 1) 0.1 W 3 2 1 1 0 0 0 0 0 0 0 1 8 14 27.00 6.000																				
Justin Speier, R ERA: 3.07	(6, 1) 2.0 H 8 0 0 0 1 2 0 0 0 0 1 0 18 32 0.00 1.000																				
52 B.J. Ryan, L ERA: 1.06	(8, 1) 2.0 S 9 2 0 0 0 0 1 1 0 0 0 0 0 14 29 0.00 1.500																				

Batter	1	2	3	4	5	6	7	8	9	AB	R	H	RBI	BB	SO	LOB	TOP				
3 Reed Johnson, R OBP: 0.431, SLG: 0.520										4	1	1	0	0	0	1					
2 Aaron Hill, R OBP: 0.352, SLG: 0.393										4	1	1	0	0	0	0					
10 Vernon Wells, R OBP: 0.387, SLG: 0.620										4	1	2	0	1	2	2					
25 Troy Glaus, R OBP: 0.368, SLG: 0.549										2	1	1	4	3	1	1					
15 Alex Rios, R OBP: 0.378, SLG: 0.573										5	0	0	0	0	5	7					
Bengie Molina, R OBP: 0.316, SLG: 0.406										4	0	2	0	0	0	1					
17 Lyle Overbay, L OBP: 0.362, SLG: 0.499										3	0	1	0	0	0	1					
Jason Phillips, R OBP: 0.111, SLG: 0.111										3	0	0	0	0	0	3					
9 Gregg Zaun, S OBP: 0.380, SLG: 0.477										1	0	1	0	0	0	0					
6 John McDonald, R OBP: 0.292, SLG: 0.320										4	0	1	0	0	0	2					
Inning Stats	R: 4 E: 0 K: 1 S: 15	H: 4 LOB: 1 BB: 1 P: 31	R: 0 E: 0 K: 2 S: 17	H: 2 LOB: 3 BB: 1 P: 25	R: 0 E: 0 K: 0 S: 10	H: 0 LOB: 1 BB: 0 P: 13	R: 0 E: 0 K: 1 S: 7	H: 1 LOB: 2 BB: 1 P: 14	R: 0 E: 0 K: 0 S: 5	H: 0 LOB: 0 BB: 0 P: 6	R: 0 E: 0 K: 2 S: 11	H: 0 LOB: 1 BB: 1 P: 22	R: 0 E: 0 K: 0 S: 10	H: 1 LOB: 1 BB: 0 P: 15	R: 0 E: 0 K: 2 S: 13	H: 1 LOB: 1 BB: 0 P: 17	1B: 8 2B: 1 3B: 0 HR: 1	SF: 0 SAC: 1 DP: 2 HBP: 2	WP: 0 PB: 0 SB: 0 CS: 0	PA: 41	
PITCHER	IP WLS BF H R ER SO BB IBB HBP BLK WP HR S P ERA WHIP	6.2 W 32 8 4 4 6 2 2 2 0 0 1 70 117 5.40 1.500	1.1 H 5 1 0 0 0 0 0 0 0 0 0 0 12 19 0.00 0.750	1.0 S 4 1 0 0 2 0 0 0 0 0 0 0 0 13 17 0.00 1.000																	

Toronto Blue Jays @ Oakland Athletics
McAfee Coliseum, Oakland, CA
Sat Jul 29 2006, 4:05 PM EDT
Att: 25,627 - Partly Cloudy - 64 F

AB	34
R	4
H	10
RBI	4
BB	4
SO	8
LOB	18



Batter	1	2	3	4	5	6	7	8	9	AB	R	H	RBI	BB	SO	LOB	BOTTOM				
Jason Kendall, R OBP: 0.351, SLG: 0.321										4	2	1	0	1	1	2					
21 Mark Kotsay, L OBP: 0.318, SLG: 0.376										4	2	2	1	1	0	0					
22 Milton Bradley, S OBP: 0.372, SLG: 0.433										4	2	3	2	1	1	0					
Frank Thomas, R OBP: 0.380, SLG: 0.530										4	0	1	0	1	2	3					
Jay Payton, R OBP: 0.310, SLG: 0.409										5	0	3	3	0	0	0					
Nick Swisher, S OBP: 0.370, SLG: 0.482										5	1	0	0	0	3	6					
3 Eric Chavez, L OBP: 0.350, SLG: 0.431										3	0	2	1	1	0	2					
Marco Scutaro, R OBP: 0.300, SLG: 0.353										4	0	0	0	0	2	5					
14 Mark Ellis, R OBP: 0.292, SLG: 0.325										3	0	0	0	0	0	1					
Inning Stats	R: 0 E: 0 K: 2 S: 8	H: 0 LOB: 0 BB: 0 P: 12	R: 0 E: 0 K: 1 S: 7	H: 0 LOB: 0 BB: 0 P: 9	R: 0 E: 0 K: 0 S: 6	H: 1 LOB: 0 BB: 0 P: 9	R: 2 E: 0 K: 1 S: 14	H: 3 LOB: 3 BB: 2 P: 28	R: 3 E: 0 K: 1 S: 22	H: 2 LOB: 2 BB: 3 P: 41	R: 1 E: 0 K: 2 S: 14	H: 3 LOB: 0 BB: 0 P: 24	R: 1 E: 0 K: 1 S: 17	H: 1 LOB: 2 BB: 0 P: 26	R: 0 E: 0 K: 1 S: 9	H: 2 LOB: 2 BB: 0 P: 13	1B: 9 2B: 3 3B: 0 HR: 0	SF: 0 SAC: 0 DP: 1 HBP: 1	WP: 0 PB: 0 SB: 0 CS: 0	PA: 42	
PITCHER	IP WLS BF H R ER SO BB IBB HBP BLK WP HR S P ERA WHIP	4.1 L 21 5 5 5 4 1 0 0 0 0 0 0 13 21 0.00 3.000	0.2 4 1 0 0 1 1 0 0 0 0 0 0 14 24 9.00 3.000	1.0 6 3 1 1 2 0 0 0 0 0 0 0 26 39 0.00 1.500																	

Toronto Blue Jays @ Oakland Athletics
McAfee Coliseum, Oakland, CA
Sat Jul 29 2006, 4:05 PM EDT
Att: 25,627 - Partly Cloudy - 64 F

AB	36
R	7
H	12
RBI	7
BB	5
SO	9
LOB	19



Batter	1	2	3	4	5	6	7	8	9	AB	R	H	RBI	BB	SO	LOB	TOP			
3 Reed Johnson, R OBP: 0.428, SLG: 0.525											5	1	1	1	0	1	3			
Frank Catalanotto, L OBP: 0.417, SLG: 0.460												5	1	2	0	0	0			
10 Vernon Wells, R OBP: 0.388, SLG: 0.615											3	0	0	0	2	0	1			
25 Troy Glaus, R OBP: 0.371, SLG: 0.549											4	1	2	0	1	0	3			
17 Lyle Overbay, L OBP: 0.364, SLG: 0.501											4	1	2	2	1	1	1			
9 Gregg Zaun, S OBP: 0.381, SLG: 0.469											3	0	0	0	2	0	2			
15 Alex Rios, R OBP: 0.375, SLG: 0.567											5	1	1	0	0	1	5			
2 Aaron Hill, R OBP: 0.356, SLG: 0.397											4	0	2	1	1	0	3			
6 John McDonald, R OBP: 0.286, SLG: 0.313											3	0	0	0	0	0	1			
Eric Hinske, L OBP: 0.359, SLG: 0.555											1	0	1	1	0	0	0			
Ryan Roberts, R											1	0	0	0	0	0	2			
Inning Stats	R: 1 E: 0 K: 0 S: 9	H: 2 LOB: 2 BB: 1 P: 18	R: 0 E: 0 K: 0 S: 10	H: 1 LOB: 1 BB: 0 P: 14	R: 0 E: 0 K: 1 S: 8	H: 0 LOB: 0 BB: 1 P: 19	R: 0 E: 0 K: 0 S: 9	H: 0 LOB: 0 BB: 0 P: 14	R: 0 E: 0 K: 0 S: 7	H: 1 LOB: 3 BB: 2 P: 23	R: 0 E: 0 K: 1 S: 10	H: 1 LOB: 2 BB: 1 P: 14	R: 1 E: 0 K: 0 S: 17	H: 2 LOB: 2 BB: 1 P: 29	R: 3 E: 0 K: 1 S: 12	H: 4 LOB: 2 BB: 1 P: 20	1B: 7 2B: 3 3B: 0 HR: 1	SF: 0 SAC: 0 DP: 0 HBP: 0	WP: 0 PA: 45 PB: 0 SB: 0 CS: 0	
PITCHER	IP WLS BF H R ER SO BB IBB HBP BLK WP HR S P ERA WHIP	6.0 1.5 26 4 1 1 1 4 0 0 0 0 0 1 54 99 1.50 1.333	7.1 1.0 26 5 1 0 0 1 1 0 0 0 0 0 0 10 14 0.00 2.000	8.1 0.2 26 2 0 0 0 0 0 0 0 0 0 0 6 9 0.00 0.000	8.1 0.0 26 3 2 1 1 0 1 0 0 0 0 0 6 12 ∞ ∞	8.1 1.1 26 9 4 3 3 1 0 1 0 0 0 0 0 17 28 20.25 3.000														

Toronto Blue Jays @ Oakland Athletics
McAfee Coliseum, Oakland, CA
Sun Jul 30 2006, 4:05 PM EDT
Att: 29,709 - Cloudy - 64 F

AB	38
R	5
H	11
RBI	5
BB	7
SO	3
LOB	21

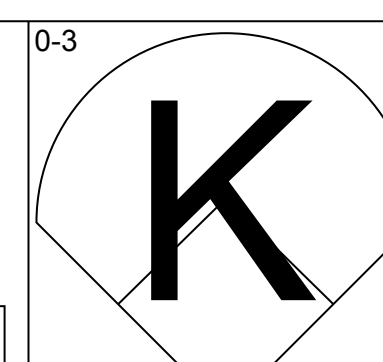
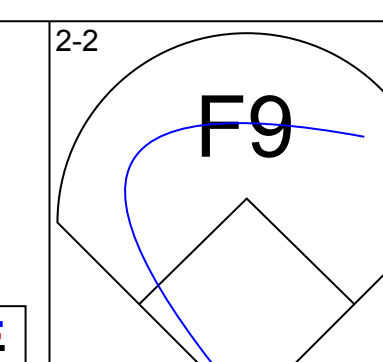
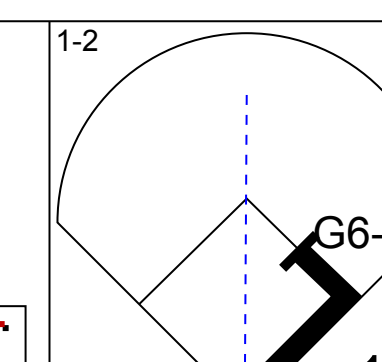
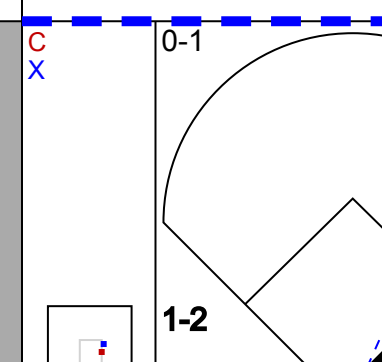
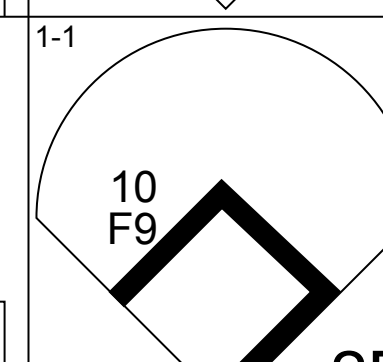
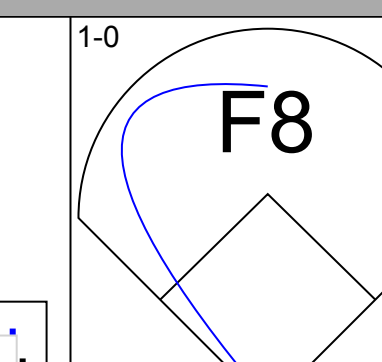
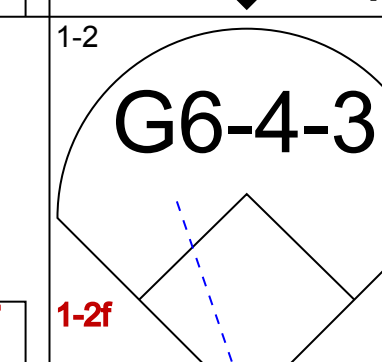
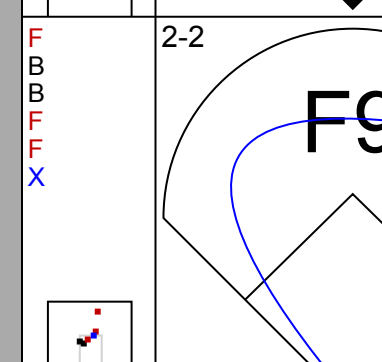
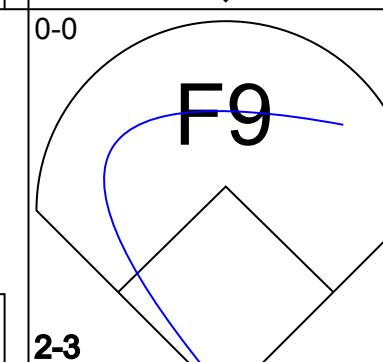
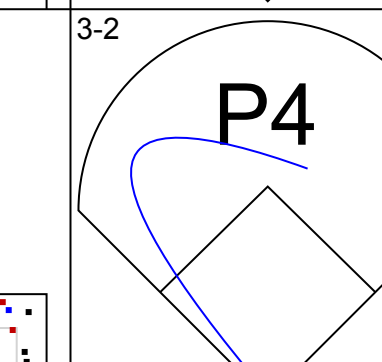
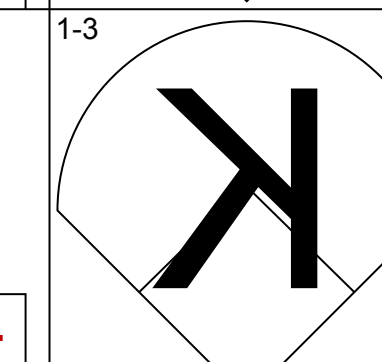
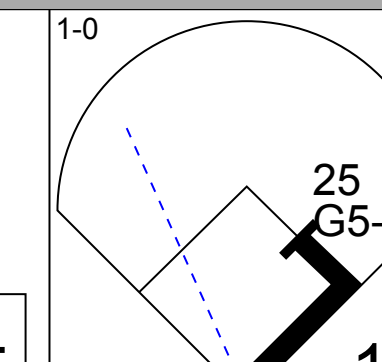
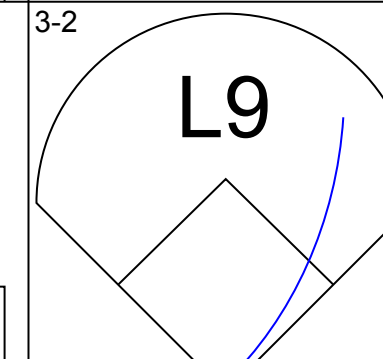
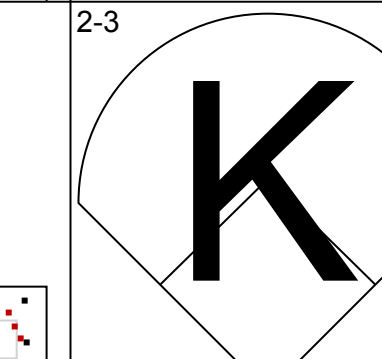
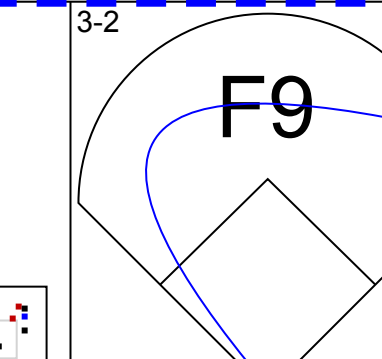
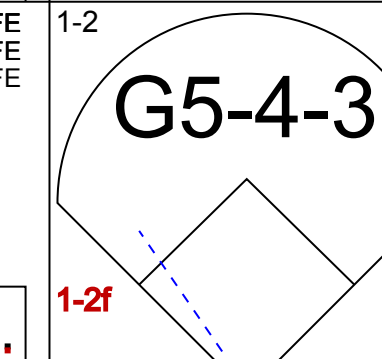
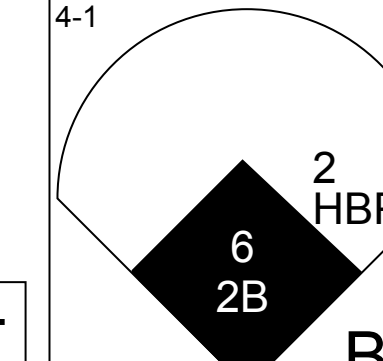
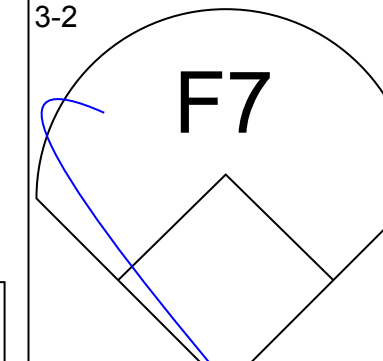
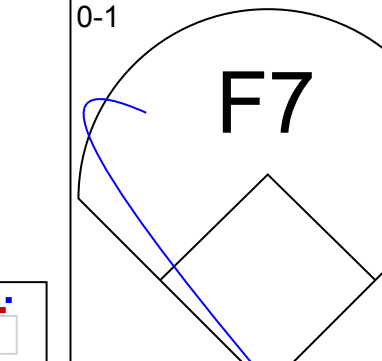
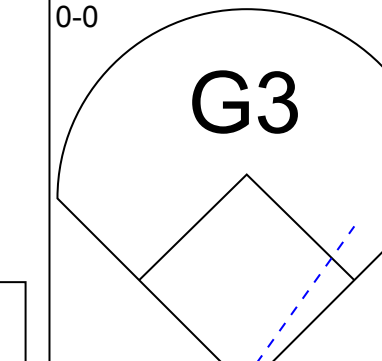
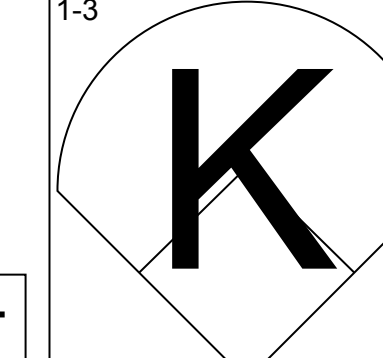
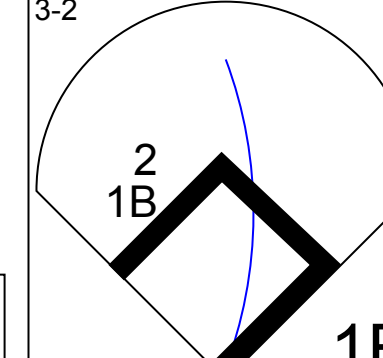
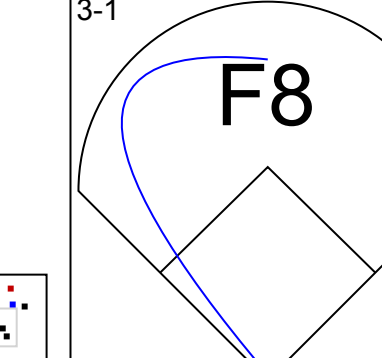
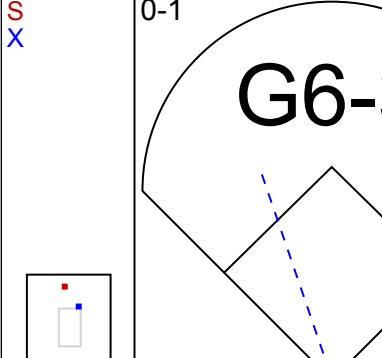
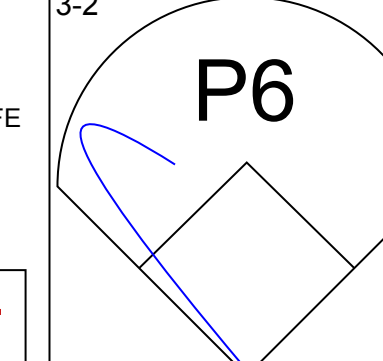
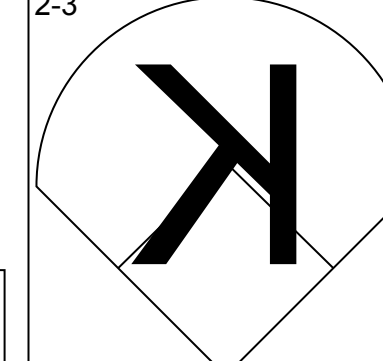
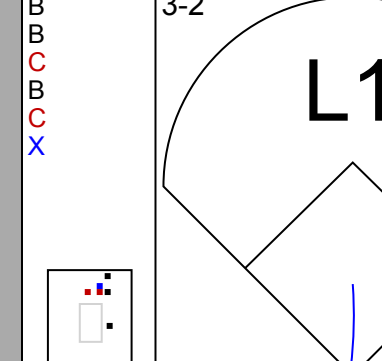
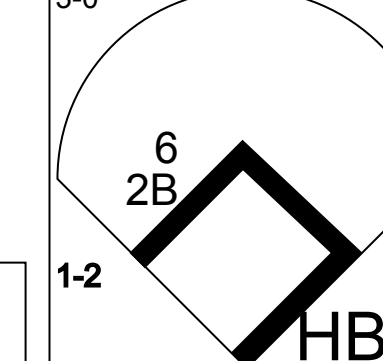
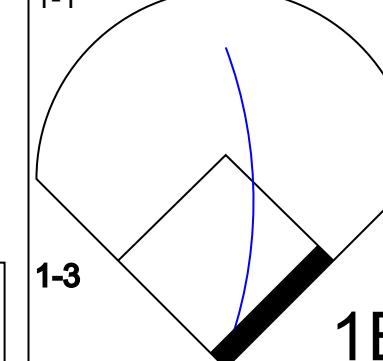
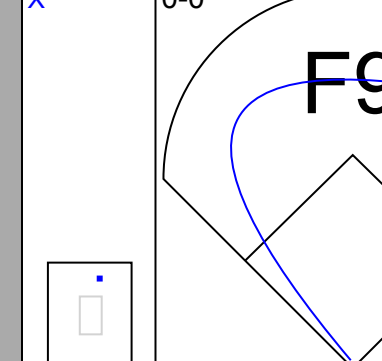
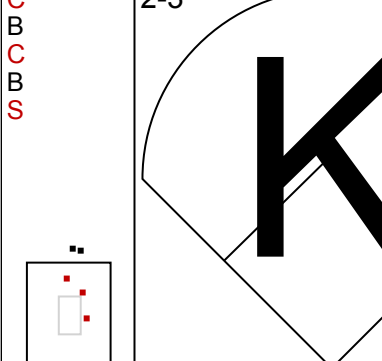
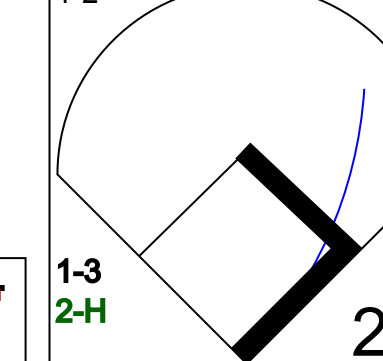
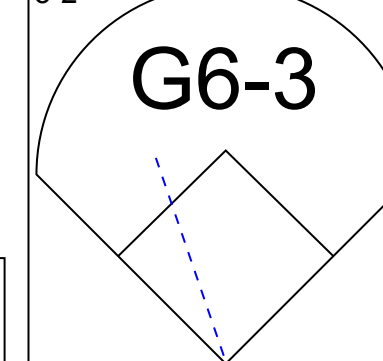
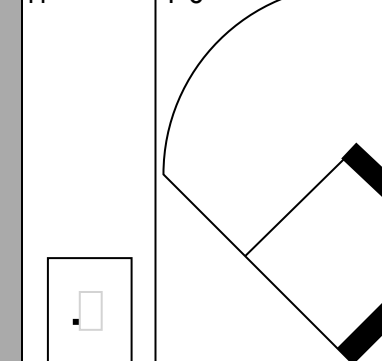


Batter	1	2	3	4	5	6	7	8	9	AB	R	H	RBI	BB	SO	LOB	BOTTOM				
Jason Kendall, R OBP: 0.391, SLG: 0.322											5	1	2	1	0	0	1				
21 Mark Kotsay, L OBP: 0.321, SLG: 0.376											3	1	1	0	2	0	0				
22 Milton Bradley, S OBP: 0.373, SLG: 0.452											5	1	2	4	0	1	4				
Frank Thomas, R OBP: 0.378, SLG: 0.530											4	1	1	0	0	2	2				
3 Eric Chavez, L OBP: 0.349, SLG: 0.429											4	0	1	0	0	1	1				
Jay Payton, R OBP: 0.312, SLG: 0.412											3	0	1	0	1	0	0				
23 Bobby Kielty, S OBP: 0.343, SLG: 0.433											3	1	1	1	0	0	2				
Nick Swisher, S OBP: 0.369, SLG: 0.481											1	0	0	0	0	0	1				
7 Bobby Crosby, R OBP: 0.297, SLG: 0.339											4	0	1	0	0	0	2				
14 Mark Ellis, R OBP: 0.291, SLG: 0.324											4	1	1	0	0	2	2				
Inning Stats	R: 0 E: 0 K: 0 S: 10	H: 2 LOB: 0 BB: 0 P: 13	R: 1 E: 0 K: 0 S: 8	H: 2 LOB: 1 BB: 1 P: 16	R: 1 E: 1 K: 1 S: 14	H: 2 LOB: 1 BB: 0 P: 23	R: 0 E: 0 K: 0 S: 4	H: 0 LOB: 0 BB: 0 P: 8	R: 0 E: 0 K: 1 S: 10	H: 0 LOB: 0 BB: 0 P: 14	R: 0 E: 0 K: 2 S: 16	H: 1 LOB: 1 BB: 0 P: 20	R: 1 E: 0 K: 2 S: 16	H: 3 LOB: 3 BB: 1 P: 26	R: 0 E: 0 K: 2 S: 10	H: 1 LOB: 1 BB: 0 P: 14	R: 3 E: 0 K: 0 S: 20	H: 2 LOB: 0 BB: 1 P: 32	1B: 8 2B: 2 3B: 0 HR: 1	SF: 0 SAC: 0 DP: 1 HBP: 0	WP: 0 PA: 39 PB: 0 SB: 2 CS: 0
PITCHER	IP WLS BF H R ER SO BB IBB HBP BLK WP HR S P ERA WHIP	6.2 3.0 28 3 2 3 2 1 0 0 0 0 0 0 74 110 2.70 1.350	7.1 0.1 26 0 0 0 1 1 0 0 0 0 0 0 4 10 0.00 3.000	8.1 1.0 26 4 1 0 0 2 0 0 0 0 0 0 10 14 0.00 1.000	8.1 0.2 26 5 2 3 3 0 1 0 0 0 0 0 1 20 32 40.50 4.500																

Toronto Blue Jays @ Oakland Athletics
McAfee Coliseum, Oakland, CA
Sun Jul 30 2006, 4:05 PM EDT
Att: 29,709 - Cloudy - 64 F

AB	36
R	6
H	11
RBI	6
BB	3
SO	6
LOB	15

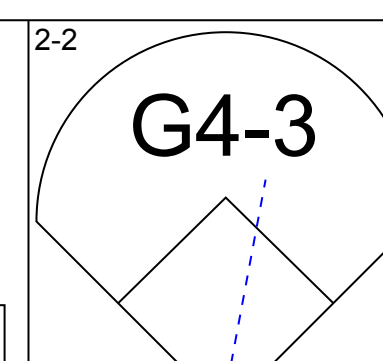
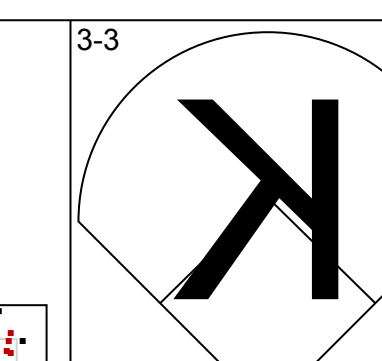
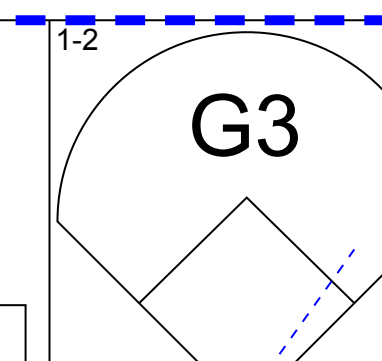
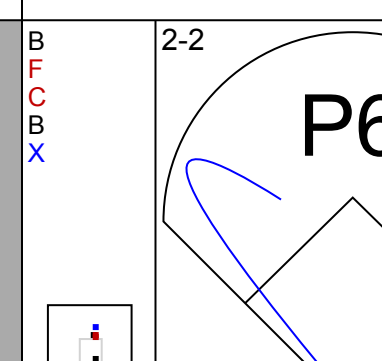
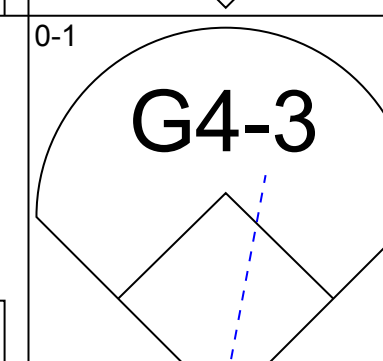
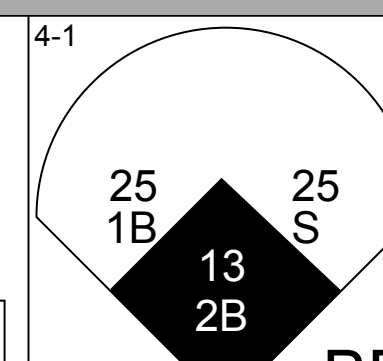
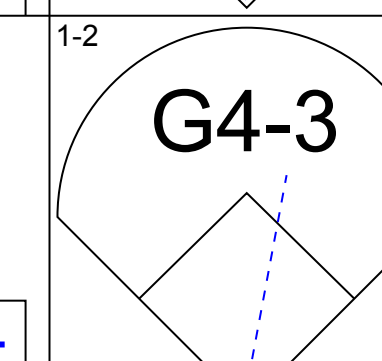
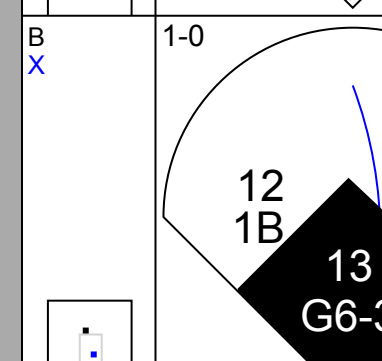
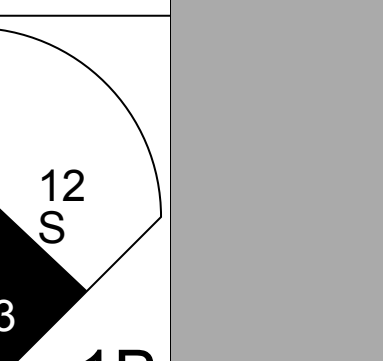

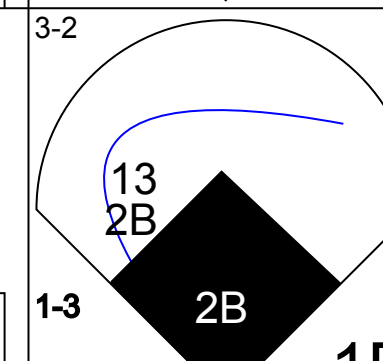
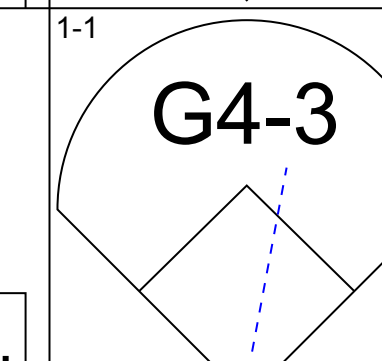
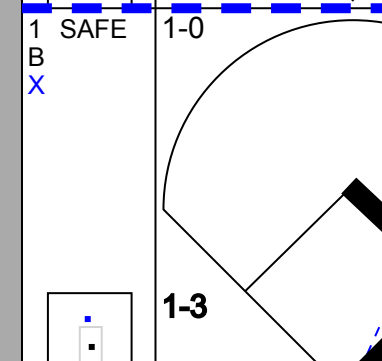
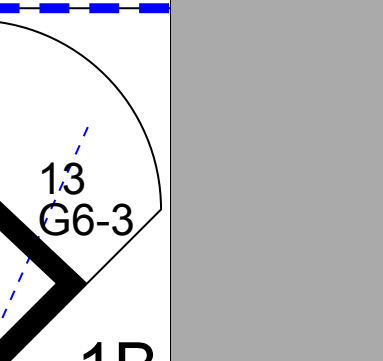
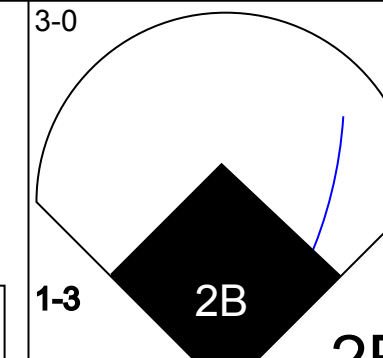

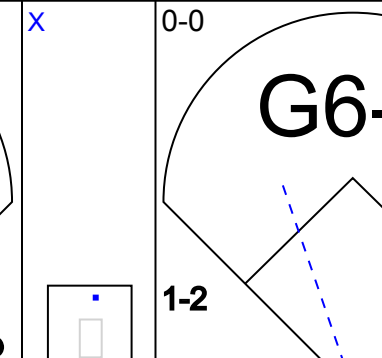
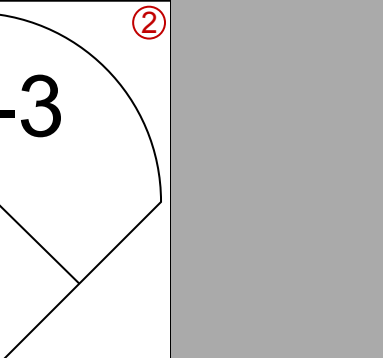
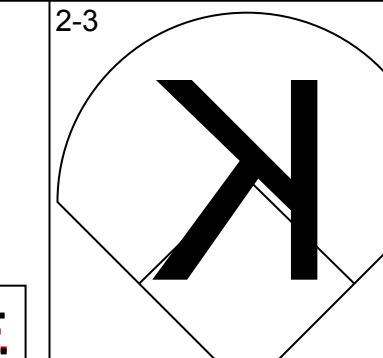
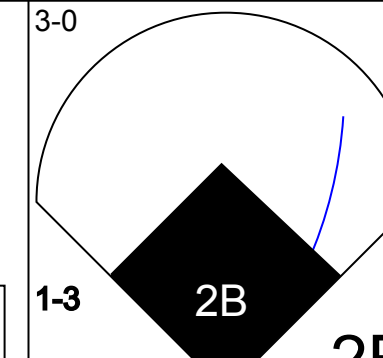

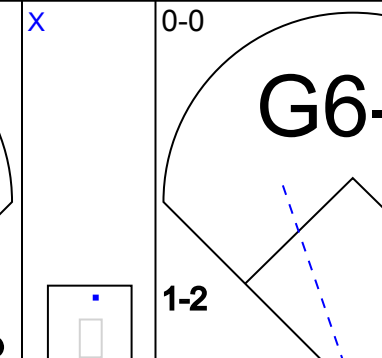
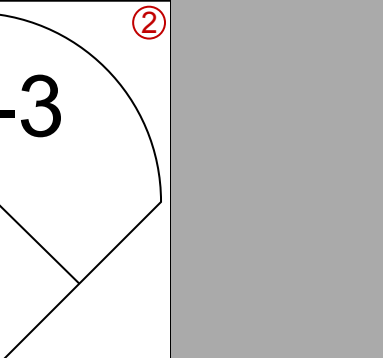
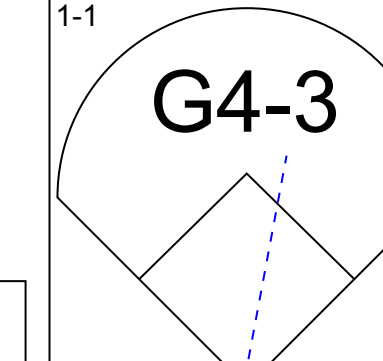
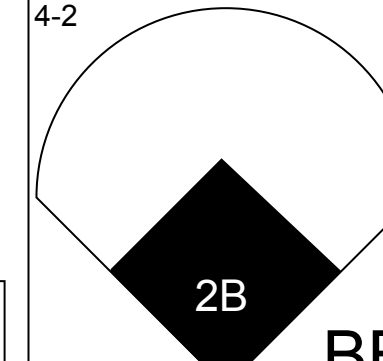

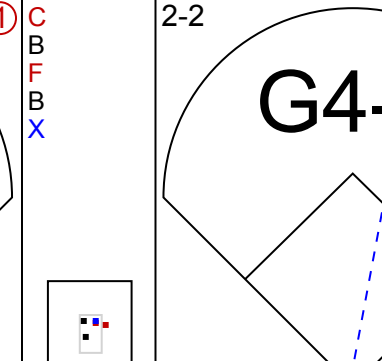
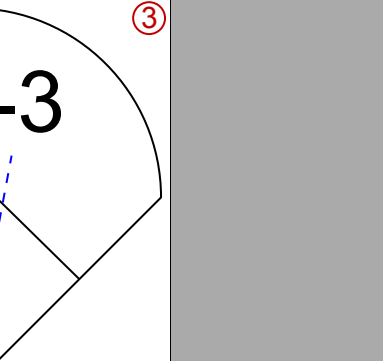
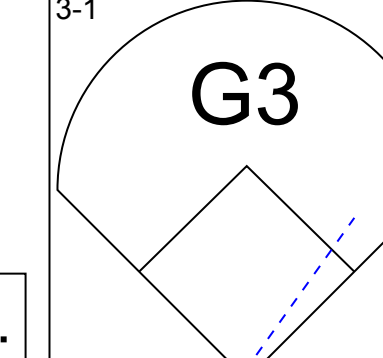
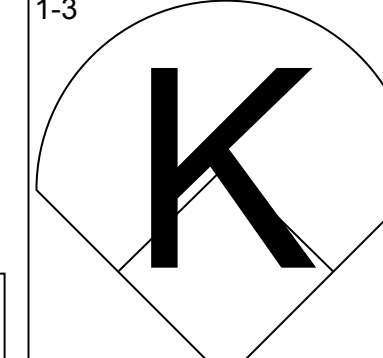

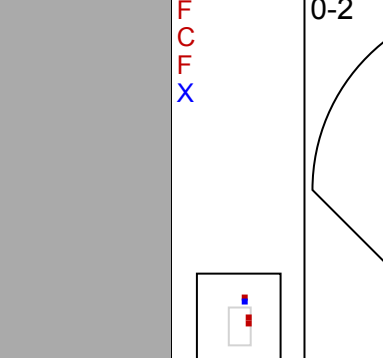
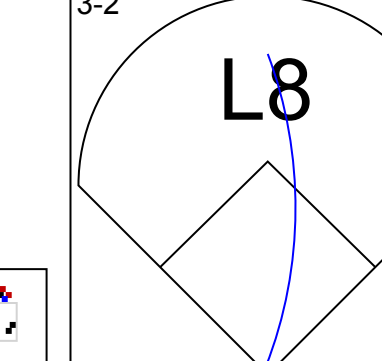
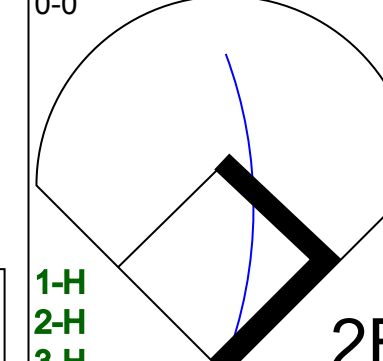


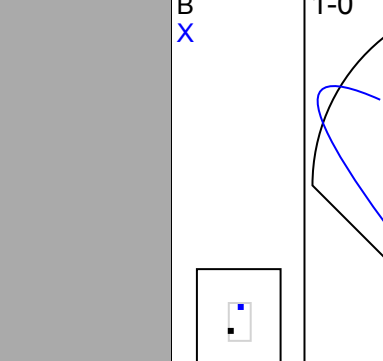
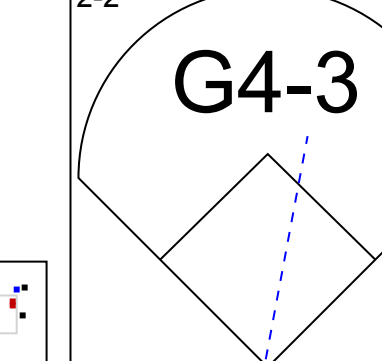
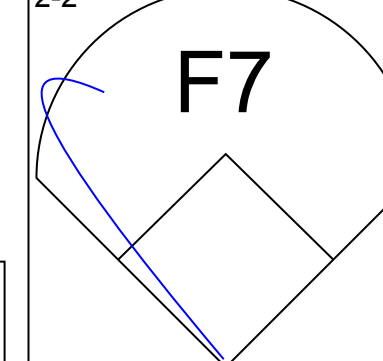


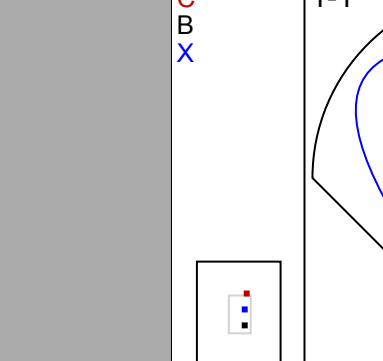
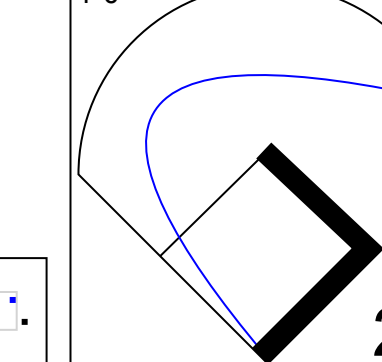
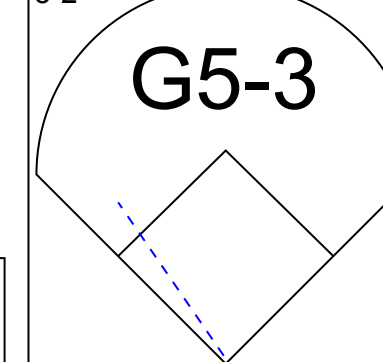



Batter	1	2	3	4	5	6	7	8	9	AB	R	H	RBI	BB	SO	LOB	TOP			
3 Reed Johnson, R OBP: 0.428, SLG: 0.525 (1, 7)										4	0	2	0	0	1	2				
Frank Catalanotto, L OBP: 0.415, SLG: 0.460 (1, 10)										4	0	1	0	0	0	3				
10 Vernon Wells, R OBP: 0.386, SLG: 0.611 (1, 8)										4	0	1	0	0	1	1				
25 Troy Glaus, R OBP: 0.367, SLG: 0.543 (1, 5)										4	0	0	0	0	1	2				
17 Lyle Overbay, L OBP: 0.363, SLG: 0.497 (1, 3)																				
Eric Hinske, L OBP: 0.380, SLG: 0.554 (1, 9)											2	0	1	0	0	1				
15 Alex Rios, R OBP: 0.373, SLG: 0.563 (6, PH)										2	0	0	0	0	0	0				
9 Gregg Zaun, S OBP: 0.374, SLG: 0.459 (1, 2)										4	0	0	0	0	1	2				
2 Aaron Hill, R OBP: 0.357, SLG: 0.396 (1, 4)											3	0	1	0	0	1	0			
6 John McDonald, R OBP: 0.294, SLG: 0.323 (1, 6)										2	0	1	1	0	0	2				
Inning Stats	R: 0 E: 0 K: 1 S: 11	H: 1 LOB: 1 BB: 0 P: 15	R: 1 E: 0 K: 1 S: 17	H: 1 LOB: 2 BB: 1 P: 31	R: 0 E: 0 K: 1 S: 7	H: 0 LOB: 0 BB: 0 P: 13	R: 0 E: 0 K: 1 S: 17	H: 2 LOB: 2 BB: 0 P: 29	R: 0 E: 0 K: 0 S: 12	H: 0 LOB: 0 BB: 0 P: 13	R: 0 E: 0 K: 0 S: 10	H: 1 LOB: 2 BB: 0 P: 16	R: 0 E: 0 K: 1 S: 5	H: 0 LOB: 0 BB: 0 P: 7	R: 0 E: 0 K: 1 S: 8	H: 0 LOB: 0 BB: 0 P: 13	1B: 5 2B: 2 3B: 0 HR: 0	SF: 0 SAC: 0 DP: 2 HBP: 2	WP: 0 PB: 0 SB: 3 CS: 0	PA: 35
PITCHER	IP	WLS	BF	H	R	ER	SO	BB	IBB	HBP	BLK	WP	HR	S	P	ERA	WHIP			
Jaret Wright, R ERA: 4.57 (1, 1)	5.0	W	21	5	1	1	5	1	0	1	0	0	0	64	103	1.80	1.200			
Ron Villone, L ERA: 2.91 (6, 1)	1.2	H	6	0	0	0	0	0	0	1	0	0	0	11	21	0.00	0.000			
Scott Proctor, R ERA: 3.99 (7, 1)	1.1	H	5	2	0	0	0	0	0	0	0	0	0	11	15	0.00	1.500			
Kyle Farnsworth, R ERA: 3.8 (9, 1)	1.0		3	0	0	0	1	0	0	0	0	0	0	8	13	0.00	0.000			

Toronto Blue Jays @ New York Yankees
Yankee Stadium, Bronx, NY
 Tue Aug 01 2006, 7:05 PM EDT
 Att: 52,237 - Partly Cloudy - 96 F

AB	32
R	1
H	7
RBI	1
BB	1
SO	6
LOB	13



Batter	1	2	3	4	5	6	7	8	9	AB	R	H	RBI	BB	SO	LOB	BOTTOM			
18 Johnny Damon, L OBP: 0.369, SLG: 0.472 (1, 8)										4	0	0	0	0	1	1				
2 Derek Jeter, R OBP: 0.427, SLG: 0.489 (1, 6)										3	2	1	0	1	0	0				
25 Jason Giambi, L OBP: 0.401, SLG: 0.571 (1, 3)										3	1	1	0	0	0	0				
12 Andy Phillips, R OBP: 0.275, SLG: 0.404 (6, 3)										1	0	1	0	0	0	0				
13 Alex Rodriguez, R OBP: 0.384, SLG: 0.501 (1, 5)										4	1	2	2	0	1	1				
Bobby Abreu, L OBP: 0.425, SLG: 0.430 (1, 9)										3	1	0	0	1	0	2				
20 Jorge Posada, S OBP: 0.388, SLG: 0.465 (1, 2)										4	0	1	0	0	1	3				
Bernie Williams, S OBP: 0.328, SLG: 0.430 (1, 10)										3	0	1	3	1	0	0				
28 Melky Cabrera, S OBP: 0.348, SLG: 0.386 (1, 7)										4	0	1	0	0	0	1				
Miguel Cairo, R OBP: 0.272, SLG: 0.305 (1, 4)										3	0	1	0	0	0	4				
Inning Stats	R: 0 E: 0 K: 0 S: 8	H: 0 LOB: 0 BB: 0 P: 13	R: 0 E: 0 K: 1 S: 7	H: 0 LOB: 0 BB: 0 P: 13	R: 0 E: 0 K: 1 S: 11	H: 1 LOB: 1 BB: 0 P: 20	R: 4 E: 0 K: 1 S: 20	H: 3 LOB: 1 BB: 2 P: 40	R: 0 E: 0 K: 0 S: 9	H: 3 LOB: 3 BB: 1 P: 22	R: 1 E: 0 K: 0 S: 9	H: 2 LOB: 1 BB: 0 P: 15	R: 0 E: 0 K: 0 S: 7	H: 0 LOB: 0 BB: 0 P: 9	1B: 6 2B: 3 3B: 0 HR: 0	SF: 0 SAC: 0 DP: 0 HBP: 0	WP: 0 PB: 0 SB: 3 CS: 0	PA: 35		
PITCHER	IP	WLS	BF	H	R	ER	SO	BB	IBB	HBP	BLK	WP	HR	S	P	ERA	WHIP			
34 A.J. Burnett, R ERA: 4.84 (1, 1)	4.0	L	18	4	4	4	3	2	0	0	0	0	0	46	86	9.00	1.500			
49 Jeremy Accardo, R ERA: 4.2 (5, 1)	1.2		7	2	0	0	0	0	1	0	0	0	0	18	31	0.00	1.200			
56 Brian Tallet, L ERA: 5.08 (6, 1)	0.2		4	2	1	1	0	0	0	0	0	0	0	6	10	13.50	3.000			
22 Brandon League, R ERA: 3.27 (7, 1)	1.2		6	1	0	0	0	0	0	0	0	0	0	12	17	0.00	0.600			

Toronto Blue Jays @ New York Yankees
Yankee Stadium, Bronx, NY
 Tue Aug 01 2006, 7:05 PM EDT
 Att: 52,237 - Partly Cloudy - 96 F

AB	32
R	5
H	9
RBI	5
BB	3
SO	3
LOB	12



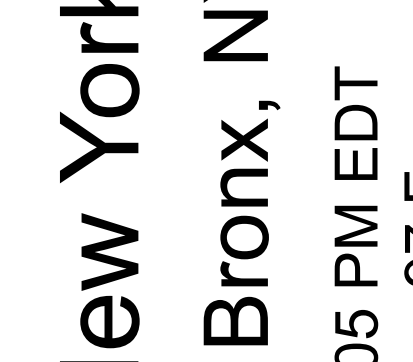
Batter	1	2	3	4	5	6	7	8	9	AB	R	H	RBI	BB	SO	LOB	TOP					
15 Alex Rios, R OBP: 0.372, SLG: 0.559 (1, 9)	G6-3		F9					G4-3		4	0	1	0	0	0	0	Toronto Blue Jays @ New York Yankees Yankee Stadium, Bronx, NY Wed Aug 02 2006, 7:05 PM EDT Att: 54,414 - Clear - 97 F					
Frank Catalanotto, L OBP: 0.410, SLG: 0.473 (1, 7)	G5-3		P6					G6-3		4	0	0	0	0	0	1						
10 Vernon Wells, R OBP: 0.387, SLG: 0.610 (1, 8)	K		G5-3						25 HR	4	1	2	0	0	1	0						
25 Troy Glaus, R OBP: 0.369, SLG: 0.549 (1, 5)		CS							1B	3	1	1	2	1	1	1						
17 Lyle Overbay, L OBP: 0.361, SLG: 0.494 (1, 3)		L6							HR	3	0	0	0	0	1	1						
9 Gregg Zaun, S OBP: 0.372, SLG: 0.456 (9, PH)										1	0	0	0	0	1	0						
Eric Hinske, L OBP: 0.363, SLG: 0.556 (1, 10)		2 BB								3	0	1	0	1	1	0						
Bengie Molina, R OBP: 0.317, SLG: 0.406 (1, 2)		2 BB								3	0	1	0	0	1	0						
Jason Phillips, R OBP: 0.100, SLG: 0.100 (8, 2)		1B								3	0	1	0	0	0	1						
2 Aaron Hill, R OBP: 0.356, SLG: 0.395 (1, 4)										1	0	0	0	1	0	0						
Ryan Roberts, R (7, PH) (7, 4)										1	0	0	0	0	0	0						
6 John McDonald, R OBP: 0.288, SLG: 0.316 (1, 6)										3	0	0	0	0	0	3						
Inning Stats	R: 0 E: 0 K: 1 S: 8	H: 0 LOB: 0 BB: 0 P: 10	R: 0 E: 0 K: 0 S: 11	H: 1 LOB: 3 BB: 3 P: 25	R: 0 E: 0 K: 0 S: 10	H: 0 LOB: 0 BB: 0 P: 12	R: 0 E: 0 K: 1 S: 11	H: 1 LOB: 1 BB: 0 P: 14	R: 0 E: 0 K: 0 S: 7	H: 1 LOB: 0 BB: 0 P: 10	R: 0 E: 0 K: 1 S: 5	H: 1 LOB: 0 BB: 0 P: 6	R: 0 E: 0 K: 0 S: 10	H: 0 LOB: 0 BB: 0 P: 14	R: 0 E: 0 K: 0 S: 7	H: 0 LOB: 0 BB: 0 P: 13	R: 2 E: 0 K: 2 S: 17	H: 2 LOB: 0 BB: 0 P: 26	1B: 4 2B: 1 3B: 0 HR: 1	SF: 0 SAC: 0 DP: 1 HBP: 0	WP: 0 PB: 0 SB: 0 CS: 1	PA: 34
PITCHER	IP WLS BF H R ER SO BB IBB HBP BLK WP HR S P ERA WHIP																					
40 Chien-Ming Wang, R (1, 1) ERA: 3.58	8.0 W 29 4 0 0 3 3 0 0 0 0 0 0 69 104 0.00 0.875																					
Ron Villone, L (9, 1) ERA: 2.3	1.0 5 2 2 2 2 0 0 0 0 0 0 1 17 26 18.00 2.000																					

Batter	1	2	3	4	5	6	7	8	9	AB	R	H	RBI	BB	SO	LOB	BOTTOM			
18 Johnny Damon, L OBP: 0.367, SLG: 0.469 (1, 8)	G3-1		F7					G1-3		5	1	1	1	0	0	0	Toronto Blue Jays @ New York Yankees Yankee Stadium, Bronx, NY Wed Aug 02 2006, 7:05 PM EDT Att: 54,414 - Clear - 97 F			
Bubba Crosby, L OBP: 0.258, SLG: 0.299 (9, 8)										0	0	0	0	0	0	0				
2 Derek Jeter, R OBP: 0.425, SLG: 0.496 (1, 6)	F9									4	1	2	2	1	1	0				
Bobby Abreu, L OBP: 0.425, SLG: 0.432 (1, 9)	13 1B									5	0	2	0	0	1	4				
13 Alex Rodriguez, R OBP: 0.386, SLG: 0.505 (1, 5)	1B									5	1	3	2	0	0	2				
20 Jorge Posada, S OBP: 0.389, SLG: 0.475 (1, 2)	K									4	1	2	2	0	2	4				
Craig Wilson, R OBP: 0.341, SLG: 0.479 (1, 3)		F8								4	1	2	0	0	1	0				
Bernie Williams, S OBP: 0.327, SLG: 0.428 (1, 10)		G6-3								4	0	1	0	0	0	3				
28 Melky Cabrera, S OBP: 0.347, SLG: 0.387 (1, 7)		G6-3								4	1	1	0	0	0	3				
Miguel Cairo, R OBP: 0.272, SLG: 0.301 (1, 4)										3	1	0	0	1	0	3				
Inning Stats	R: 0 E: 0 K: 1 S: 10	H: 2 LOB: 2 BB: 0 P: 12	R: 0 E: 0 K: 0 S: 10	H: 0 LOB: 0 BB: 0 P: 16	R: 1 E: 0 K: 0 S: 11	H: 2 LOB: 1 BB: 0 P: 17	R: 0 E: 0 K: 0 S: 14	H: 2 LOB: 2 BB: 0 P: 22	R: 0 E: 0 K: 2 S: 26	H: 6 LOB: 6 BB: 2 P: 46	R: 0 E: 0 K: 1 S: 6	H: 1 LOB: 1 BB: 0 P: 12	R: 0 E: 0 K: 0 S: 13	H: 1 LOB: 1 BB: 0 P: 22	R: 0 E: 0 K: 0 S: 17	H: 1 LOB: 1 BB: 0 P: 22	1B: 9 2B: 3 3B: 0 HR: 2	SF: 0 SAC: 0 DP: 0 HBP: 0	WP: 1 PB: 0 SB: 0 CS: 0	PA: 40
PITCHER	IP WLS BF H R ER SO BB IBB HBP BLK WP HR S P ERA WHIP																			
Ted Lilly, L (1, 1) ERA: 4.2	5.1 L 26 10 5 5 2 2 0 0 0 0 0 0 4 12 8.44 1.875																			
40 Dustin McGowan, R (6, 1) ERA: 10.9	0.0 3 1 0 0 0 2 0 0 0 0 0 0 4 12 18.00 2.000																			
37 Scott Downs, L (6, 1) ERA: 4.67	2.2 11 3 2 2 3 0 0 0 0 0 1 0 31 53 6.75 1.125																			

AB 31
R 2
H 6
RBI 2
BB 3
SO 5
LOB 7



AB 38
R 7
H 14
RBI 7
BB 2
SO 5
LOB 19



Batter	1	2	3	4	5	6	7	8	9	AB	R	H	RBI	BB	SO	LOB	TOP										
3 Reed Johnson, R OBP: 0.434, SLG: 0.533	G1-3		HBP				BB		2B	3	0	2	0	1	0	0	Toronto Blue Jays @ New York Yankees Yankee Stadium, Bronx, NY Thu Aug 03 2006, 1:05 PM EDT Att: 47,869 - Sunny - 97 F										
Frank Catalanotto, L OBP: 0.407, SLG: 0.466	G4-3		F9			BB	G1-3		G3	4	0	0	0	1	0	3											
10 Vernon Wells, R OBP: 0.384, SLG: 0.604	G1-3		F8			FC6-4			F7	4	0	0	0	0	0	3											
25 Troy Glaus, R OBP: 0.370, SLG: 0.547			FC1-5 17 G1-3			K			BB 17	3	0	1	0	1	2	0											
17 Lyle Overbay, L OBP: 0.357, SLG: 0.489	G1-3		G1-3			K			FC1-6-4 15 1B	4	0	0	0	0	1	3											
15 Alex Rios, R OBP: 0.373, SLG: 0.558	FC1-5		K			1B			1B	4	0	2	0	0	1	1											
9 Gregg Zaun, S OBP: 0.370, SLG: 0.449			BB			F8			F8	3	0	0	0	1	0	4											
Jason Phillips, R OBP: 0.100, SLG: 0.100						G4-6-3				0	0	0	0	0	0	0											
2 Aaron Hill, R OBP: 0.354, SLG: 0.391	L6					G5-3			G6-3	4	0	0	0	0	0	2											
Ryan Roberts, R OBP: 0.167, SLG: 0.667			K			HR			F8	4	1	1	1	0	1	0											
Inning Stats	R: 0 E: 0 K: 0 S: 7	H: 0 LOB: 0 BB: 11 P: 11	R: 0 E: 0 K: 0 S: 11	H: 1 LOB: 2 BB: 22 P: 22	R: 0 E: 0 K: 1 S: 7	H: 0 LOB: 1 BB: 0 P: 10	R: 0 E: 0 K: 2 S: 8	H: 0 LOB: 0 BB: 0 P: 10	R: 1 E: 0 K: 0 S: 9	H: 2 LOB: 2 BB: 1 P: 16	R: 0 E: 0 K: 2 S: 8	H: 1 LOB: 1 BB: 1 P: 11	R: 0 E: 0 K: 0 S: 17	H: 0 LOB: 1 BB: 1 P: 28	R: 0 E: 0 K: 0 S: 8	H: 1 LOB: 2 BB: 1 P: 19	R: 0 E: 0 K: 0 S: 11	H: 1 LOB: 1 BB: 0 P: 17	1B: 3 2B: 2 3B: 0 HR: 1	SF: 0 SAC: 0 DP: 1 HBP: 1	WP: 1 PB: 0 SB: 0 CS: 0	PA: 38					
PITCHER	IP	WLS	BF	H	R	ER	SO	BB	IBB	HBP	BLK	WP	HR	S	P	ERA	WHIP										
Cory Lidle, R ERA: 4.59	6.0	W	25	4	1	1	5	2	0	1	0	1	1	50	80	1.50	1.000										
Scott Proctor, R ERA: 3.93	1.0		4	0	0	0	0	1	0	0	0	0	0	17	28	0.00	1.000										
Kyle Farnsworth, R ERA: 3.75	0.2		3	0	0	0	0	1	0	0	0	0	0	4	11	0.00	1.500										
Sidney Ponson, R ERA: 5.7	1.1		6	2	0	0	0	0	0	0	0	0	0	15	25	0.00	1.500										

Batter	1	2	3	4	5	6	7	8	9	AB	R	H	RBI	BB	SO	LOB	BOTTOM										
18 Johnny Damon, L OBP: 0.363, SLG: 0.463	P5		G6-3			G4-3			G4-3	5	0	0	0	0	0	1	Toronto Blue Jays @ New York Yankees Yankee Stadium, Bronx, NY Thu Aug 03 2006, 1:05 PM EDT Att: 47,869 - Sunny - 97 F										
Bubba Crosby, L OBP: 0.258, SLG: 0.299			F8							0	0	0	0	0	0	0											
2 Derek Jeter, R OBP: 0.425, SLG: 0.494	BB 13 HR		E5 FC6-4 13 1B			G4-3			G1-3	4	2	1	0	1	0	0											
Bobby Abreu, L OBP: 0.427, SLG: 0.438	F9		FC6-4 13 1B			BB 13 E			G6-3	5	2	3	0	0	0	1											
13 Alex Rodriguez, R OBP: 0.386, SLG: 0.501	HR 25		FC6-4 25 BB			E1 28 1B			F7	3	2	0	0	2	0	3											
25 Jason Giambi, L OBP: 0.407, SLG: 0.586	HR		FC1-2 28 1B			IBB 25 2B				2	2	2	4	2	0	0											
Craig Wilson, R OBP: 0.340, SLG: 0.475	F9		BB			K			1B	4	0	1	2	0	1	6											
28 Melky Cabrera, S OBP: 0.352, SLG: 0.391			CS 1B			FC1-2 1B			G4-3	3	0	2	1	1	0	1											
Sal Fasano, R OBP: 0.274, SLG: 0.369			K			FC1-2			K	4	0	0	0	0	3	5											
Nick Green, R OBP: 0.284, SLG: 0.281			K			F8			K	4	0	0	0	0	2	4											
Inning Stats	R: 3 E: 0 K: 0 S: 19	H: 2 LOB: 0 BB: 1 P: 30	R: 0 E: 0 K: 2 S: 7	H: 1 LOB: 0 BB: 0 P: 12	R: 0 E: 1 K: 0 S: 17	H: 1 LOB: 3 BB: 1 P: 31	R: 0 E: 0 K: 1 S: 18	H: 0 LOB: 1 BB: 1 P: 26	R: 2 E: 1 K: 1 S: 16	H: 2 LOB: 3 BB: 2 P: 30	R: 3 E: 0 K: 0 S: 15	H: 3 LOB: 1 BB: 1 P: 29	R: 0 E: 0 K: 2 S: 7	H: 0 LOB: 0 BB: 0 P: 11	R: 0 E: 0 K: 0 S: 8	H: 0 LOB: 0 BB: 0 P: 11	1B: 6 2B: 3 3B: 0 HR: 1	SF: 0 SAC: 0 DP: 1 HBP: 0	WP: 0 PB: 0 SB: 0 CS: 1	PA: 40							
PITCHER	IP	WLS	BF	H	R	ER	SO	BB	IBB	HBP	BLK	WP	HR	S	P	ERA	WHIP										
28 Shaun Marcum, R ERA: 5.39	2.2	L	13	4	3	3	2	1	0	0	0	0	0	38	61	10.12	1.875										
56 Brian Tallet, L ERA: 4.89	1.1		6	0	0	0	1	2	0	0	0	0	0	23	38	0.00	1.500										
22 Brandon League, R ERA: 3.75	1.0		8	2	2	1	1	1	1	0	0	0	0	16	30	9.00	3.000										
Scott Schoeneweis, L ERA: 6.29	1.0		7	3	3	3	0	0	1	0	0	0	0	15	29	27.00	3.000										
49 Jeremy Accardo, R ERA: 4.6	1.0		3	0	0	0	2	0	0	0	0	0	0	7	11	0.00	0.000										

Batter	1	2	3	4	5	6	7	8	9	AB	R	H	RBI	BB	SO	LOB	TOP					
22 Scott Podsednik, L OBP: 0.345, SLG: 0.389 32 Brian Anderson, R OBP: 0.284, SLG: 0.343	G3		G5-3 25 S 2B			G1-3		G1-3		5	1	2	1	0	0	1	Chicago White Sox @ Toronto Blue Jays Rogers Centre, Toronto, ON Fri Aug 04 2006, 7:07 PM EDT Att: 30,060 - Clear - 82 F					
Tadahito Iguchi, R OBP: 0.344, SLG: 0.424	K		G5-3	P6		K		G6-3		5	0	0	0	0	0	2						
25 Jim Thome, L OBP: 0.412, SLG: 0.627	BB								K	4	1	3	1	1	1	0						
14 Paul Konerko, R OBP: 0.382, SLG: 0.555 Ross Gload, L OBP: 0.312, SLG: 0.386	BB									3	1	3	0	2	0	0						
23 Jermaine Dye, R OBP: 0.387, SLG: 0.629	G5-3		G5-3		L4		G4-6-3			5	0	1	1	0	0	8						
12 A.J. Pierzynski, L OBP: 0.361, SLG: 0.450		G3								5	2	2	3	0	1	2						
24 Joe Crede, R OBP: 0.332, SLG: 0.543	K									4	0	1	0	0	2	0						
Rob Mackowiak, L OBP: 0.383, SLG: 0.407	K									4	0	0	0	0	3	2						
5 Juan Uribe, R OBP: 0.271, SLG: 0.446			K2-3		F7		G4-3			3	0	0	0	1	1	2						
Inning Stats	R: 0 E: 0 K: 1 S: 17	H: 0 LOB: 2 BB: 2 P: 31	R: 0 E: 0 K: 2 S: 7	H: 0 LOB: 0 BB: 0 P: 10	R: 1 E: 0 K: 1 S: 12	H: 2 LOB: 2 BB: 1 P: 20	R: 1 E: 0 K: 1 S: 14	H: 3 LOB: 2 BB: 0 P: 19	R: 3 E: 0 K: 1 S: 11	H: 3 LOB: 0 BB: 0 P: 16	R: 0 E: 0 K: 1 S: 6	H: 0 LOB: 1 BB: 0 P: 9	R: 0 E: 0 K: 1 S: 12	H: 2 LOB: 1 BB: 0 P: 17	R: 0 E: 0 K: 1 S: 11	H: 0 LOB: 1 BB: 1 P: 20		R: 1 E: 0 K: 1 S: 11	H: 2 LOB: 1 BB: 0 P: 17	1B: 8 2B: 3 3B: 0 HR: 1	SF: 0 SAC: 0 DP: 1 HBP: 0	WP: 0 PB: 0 SB: 2 CS: 0
PITCHER	IP	WLS	BF	H	R	ER	SO	BB	IBB	HBP	BLK	WP	HR	S	P	ERA	WHIP					
32 Roy Halladay, R ERA: 3.21	6.0	L	31	10	5	5	7	3	0	0	0	0	1	73	114	7.50	2.167					
49 Jeremy Accardo, R ERA: 4.41	2.0		6	0	0	0	2	1	0	0	0	0	0	17	28	0.00	0.500					
Justin Speier, R ERA: 3.14	1.0		5	2	1	1	1	0	0	0	0	0	0	11	17	9.00	2.000					

Batter	1	2	3	4	5	6	7	8	9	AB	R	H	RBI	BB	SO	LOB	BOTTOM					
3 Reed Johnson, R OBP: 0.432, SLG: 0.529	1B		F8			G5-3		K		4	1	1	0	0	1	0	Chicago White Sox @ Toronto Blue Jays Rogers Centre, Toronto, ON Fri Aug 04 2006, 7:07 PM EDT Att: 30,060 - Clear - 82 F					
Eric Hinske, L OBP: 0.361, SLG: 0.549	1B		F9			K		K		4	1	1	0	0	2	0						
10 Vernon Wells, R OBP: 0.385, SLG: 0.603	K							K		4	0	2	0	0	2	2						
25 Troy Glaus, R OBP: 0.371, SLG: 0.563	HR		L9			G6-4-3		HR		4	2	2	4	0	0	2						
17 Lyle Overbay, L OBP: 0.357, SLG: 0.486	G4-3									4	0	1	0	0	1	0						
15 Alex Rios, R OBP: 0.373, SLG: 0.556	G6-3									3	0	1	0	0	0	1						
Bengie Molina, R OBP: 0.314, SLG: 0.401		F7								3	0	0	0	0	0	1						
2 Aaron Hill, R OBP: 0.357, SLG: 0.393										3	0	2	0	0	0	0						
6 John McDonald, R OBP: 0.284, SLG: 0.311 9 Gregg Zaun, S OBP: 0.368, SLG: 0.446 Ryan Roberts, R OBP: 0.167, SLG: 0.667										2	0	0	0	0	0	2						
										1	0	0	0	0	1	0						
										0	0	0	0	0	0	0						
Inning Stats	R: 3 E: 0 K: 1 S: 14	H: 3 LOB: 0 BB: 0 P: 27	R: 0 E: 0 K: 0 S: 9	H: 1 LOB: 0 BB: 0 P: 12	R: 0 E: 0 K: 0 S: 17	H: 1 LOB: 1 BB: 0 P: 25	R: 0 E: 0 K: 0 S: 17	H: 1 LOB: 0 BB: 0 P: 27	R: 0 E: 0 K: 0 S: 5	H: 1 LOB: 0 BB: 0 P: 7	R: 0 E: 0 K: 1 S: 11	H: 1 LOB: 0 BB: 0 P: 16	R: 0 E: 0 K: 0 S: 9	H: 1 LOB: 0 BB: 0 P: 13	R: 0 E: 0 K: 2 S: 8	H: 0 LOB: 0 BB: 0 P: 13	R: 1 E: 0 K: 3 S: 11	H: 1 LOB: 0 BB: 0 P: 14	1B: 8 2B: 1 3B: 0 HR: 2	SF: 0 SAC: 0 DP: 4 HBP: 0	WP: 0 PB: 0 SB: 0 CS: 1	PA: 33
PITCHER	IP	WLS	BF	H	R	ER	SO	BB	IBB	HBP	BLK	WP	HR	S	P	ERA	WHIP					
Jon Garland, R ERA: 4.99	6.0	W	22	8	3	3	2	0	0	0	0	0	0	17	26	0.00	0.500					
Brandon McCarthy, R ERA: 3.99	2.0	H	6	1	0	0	2	0	0	0	0	0	0	17	26	0.00	0.500					
45 Bobby Jenks, R ERA: 9.99	1.0	S	4	1	1	1	3	0	0	0	0	0	1	11	14	9.00	1.000					



Batter	1	2	3	4	5	6	7	8	9	AB R H RBI BB SO LOB	TOP									
22 Scott Podsednik, L (1, 7) OBP: 0.344, SLG: 0.385	4-1 WP FC5-2-5 BB		2-3 K	2-0 CS	1-2 G3	2-3 K		0-1 G1-3		4 0 0 0 1 2 1	Chicago White Sox @ Toronto Blue Jays Rogers Centre, Toronto, ON Sat Aug 05 2006, 4:07 PM EDT Att: 35,117 - Sunny - 79 F									
Tadahito Iguchi, R (1, 4) OBP: 0.347, SLG: 0.423	1-1 SAFE FC5-2-5 25 BB 14 BB 1-H		2-2 25 BB 14 FC5-4 1B		1-1 25 BB 14 BB HBP	4-0 14 BB 25 BB BB		2-3 K		3 3 1 0 1 1 1										
25 Jim Thome, L (1, 10) OBP: 0.416, SLG: 0.627	1-10 SAFE SAFE 23 BB 14 BB L9-4-6 1-2		3-2 SAFE SAFE 14 FC5-4 1B		0-0 23 BB 14 BB 1B	4-1 14 BB BB		2-3 K		3 1 2 0 2 1 0										
14 Paul Konerko, R (1, 3) OBP: 0.385, SLG: 0.555 Ross Gload, L (9, 3) OBP: 0.312, SLG: 0.386	3-2 1-2 2H 1B		1-1 FC5-4 23 BB 1B		0-0 23 BB 12 SF7 1B	4-1 23 FC4-6 BB		2-3 K		4 2 2 4 1 1 1 0 0 0 0 0 0 0										
23 Jermaine Dye, R (1, 9) OBP: 0.390, SLG: 0.636	0-2 L9-4-6 2-2		1-2 1-H 3B		1-0 1-3 2H 2B	4-1 FC4-6 1-2		4-2 12 FC6-4 BB		4 0 2 2 1 0 5										
12 A.J. Pierzynski, L (1, 2) OBP: 0.356, SLG: 0.445		3-2 G4-3	0-0 P5		1-1 SF7		2-1 G3-1	0-1 FC6-4		4 0 0 1 0 0 2										
24 Joe Crede, R (1, 5) 38 Pablo Ozuna, R (4, 5) OBP: 0.382, SLG: 0.440		2-2 2B		3-2 G3	1-1 G3-1		0-0 G5-3			2 0 1 0 0 0 0 2 0 0 0 0 0 1										
8 Alex Cintron, S (1, 6) 32 Brian Anderson, R (1, 8) OBP: 0.287, SLG: 0.347		2-3 K		2-2 G6-3		2-2 G4-3	0-0 G5-3			4 0 0 0 0 1 1										
		1-1 G5-3		4-2 22 CS BB		1-1 WP 14 BB 2B		1-3 K		3 1 1 0 1 1 1										
Inning Stats	R: 1 E: 0 K: 0 S: 10	H: 1 LOB: 1 BB: 2 P: 23	R: 0 E: 0 K: 1 S: 16	H: 1 LOB: 1 BB: 0 P: 24	R: 2 E: 0 K: 1 S: 15	H: 3 LOB: 1 BB: 0 P: 24	R: 0 E: 0 K: 0 S: 9	H: 0 LOB: 0 BB: 1 P: 20	R: 3 E: 0 K: 0 S: 12	H: 3 LOB: 1 BB: 0 P: 18		R: 0 E: 0 K: 0 S: 4	H: 0 LOB: 0 BB: 0 P: 6	R: 0 E: 0 K: 2 S: 8	H: 0 LOB: 0 BB: 0 P: 11	R: 0 E: 0 K: 2 S: 10	H: 0 LOB: 1 BB: 1 P: 18	1B: 5 2B: 4 3B: 1 HR: 0	SF: 1 SAC: 0 DP: 1 HBP: 1	WP: 2 PB: 0 CS: 1
PITCHER	IP WLS BF H R ER SO BB IBB HBP BLK WP HR S P ERA WHIP											IP WLS BF H R ER SO BB IBB HBP BLK WP HR S P ERA WHIP								
Francisco Del Rosario, R (1, 1) ERA: 5.58	3.0 L 15 5 3 3 2 2 0 0 0 1 0 41 71 9.00 2.333																			
40 Dustin McGowan, R (4, 1) ERA: 11.37	2.2 16 4 4 4 1 4 0 1 0 1 0 31 65 13.50 3.000																			
37 Scott Downs, L (6, 1) ERA: 4.39	3.1 11 0 0 0 4 1 0 0 0 0 0 24 39 0.00 0.300																			

Batter	1	2	3	4	5	6	7	8	9	AB R H RBI BB SO LOB	BOTTOM									
3 Reed Johnson, R (1, 8) OBP: 0.427, SLG: 0.522	1-1 P4			0-2 G6-3		0-0 P4			3-1 P4	4 0 0 0 0 0 0	Chicago White Sox @ Toronto Blue Jays Rogers Centre, Toronto, ON Sat Aug 05 2006, 4:07 PM EDT Att: 35,117 - Sunny - 79 F									
Frank Catalanotto, L (1, 7) OBP: 0.465, SLG: 0.463	1-3 K			0-0 P5		2-3 K		0-2 17 BB 10 G5-3 1B	4 0 1 0 0 2 0											
10 Vernon Wells, R (1, 10) OBP: 0.382, SLG: 0.597	3-3 K			0-1 P3		0-0 G4-3		1-1 G5-3	4 0 0 0 0 1 1											
25 Troy Glaus, R (1, 5) Eric Hinske, L (8, 5) OBP: 0.384, SLG: 0.549		1-3 K			2-2 HR		1-3 K	4-2 17 BB BB	3 1 1 1 0 2 0 0 0 0 0 1 0 0											
17 Lyle Overbay, L (1, 3) OBP: 0.358, SLG: 0.485		3-2 G5-3			0-1 9 BB 1B		1-3 K	4-2 BB	3 0 1 0 1 1 0											
15 Alex Rios, R (1, 9) OBP: 0.388, SLG: 0.548		1-3 K			0-3 K		2-3 K	1-1 G6-3	4 0 0 0 0 3 4											
9 Gregg Zaun, S (1, 2) OBP: 0.372, SLG: 0.444				4-0 G1-6-3 BB		4-2 BB		2-2 F7	1 0 0 0 2 0 0											
Ryan Roberts, R (1, 4) OBP: 0.111, SLG: 0.444				0-1 G1-6-3		2-3 K		0-1 P4	3 0 0 0 0 1 3											
6 John McDonald, R (1, 6) OBP: 0.278, SLG: 0.304				1-3 K2-3		0-3 K		2-3 K	3 0 0 0 0 3 2											
Inning Stats	R: 0 E: 0 K: 2 S: 8	H: 0 LOB: 0 BB: 0 P: 13	R: 0 E: 0 K: 2 S: 11	H: 0 LOB: 0 BB: 0 P: 16	R: 0 E: 0 K: 1 S: 5	H: 0 LOB: 0 BB: 1 P: 10	R: 0 E: 0 K: 0 S: 6	H: 0 LOB: 0 BB: 0 P: 6	R: 1 E: 0 K: 3 S: 21	H: 2 LOB: 2 BB: 1 P: 29		R: 0 E: 0 K: 1 S: 5	H: 0 LOB: 0 BB: 0 P: 7	R: 0 E: 0 K: 3 S: 10	H: 0 LOB: 0 BB: 0 P: 14	R: 0 E: 0 K: 1 S: 10	H: 1 LOB: 3 BB: 2 P: 31	1B: 2 2B: 0 3B: 0 HR: 1	SF: 0 SAC: 0 DP: 1 HBP: 0	WP: 0 PB: 0 CS: 0
PITCHER	IP WLS BF H R ER SO BB IBB HBP BLK WP HR S P ERA WHIP											IP WLS BF H R ER SO BB IBB HBP BLK WP HR S P ERA WHIP								
Javier Vazquez, R (1, 1) ERA: 5.18	8.0 W 27 2 1 1 13 2 0 0 0 0 0 0 1 76 1.12 0.500																			
David Riske, R (9, 1) ERA: 3.21	1.0 6 1 0 0 0 2 0 0 0 0 0 0 0 18 31 0.00 3.000																			

Batter	1	2	3	4	5	6	7	8	9	AB	R	H	RBI	BB	SO	LOB	TOP			
22 Scott Podsednik, L (1.7)	G4-3		SH1-3 25 2B 1B	K			B4-3		P6	5	1	1	0	0	1	2	Chicago White Sox @ Toronto Blue Jays Rogers Centre, Toronto, ON Sun Aug 06 2006, 1:07 PM EDT Att: 36,453 - Sunny - 79 F			
Tadahito Iguchi, R (1.4)	K		SH1-3				F8		F7	4	0	0	0	0	1	1				
25 Jim Thome, L (1.10)	14 BB 23 1B 1B		2B				K			3	2	2	1	1	1	0				
14 Paul Konerko, R (1.3)	23 1B 1B		1B				F9		K	3	0	1	1	1	1	1				
23 Jermaine Dye, R (1.9)	1B		F8				K		K	4	0	2	1	0	1	1				
12 A.J. Pierzynski, L (1.2)	P3		G3				G3		1B	4	0	1	0	0	0	5				
8 Alex Cintron, S (1.6)	G4-3			K			1B		F8	4	0	1	0	0	1	1				
Rob Mackowiak, L (1.5)	F7			K			G4-3		K	3	0	0	0	0	1	1				
38 Pablo Ozuna, R (9, PH)							1-2			1	0	0	0	0	1	0				
32 Brian Anderson, R (1.8)	K						G6-3		1B	4	0	2	0	0	1	0				
Inning Stats	R: 1 E: 0 K: 1 S: 11	H: 2 LOB: 2 BB: 1 P: 19	R: 0 E: 0 K: 1 S: 7	H: 0 LOB: 0 BB: 0 P: 11	R: 2 E: 0 K: 0 S: 12	H: 3 LOB: 1 BB: 0 P: 16	R: 0 E: 0 K: 3 S: 11	H: 1 LOB: 0 BB: 0 P: 18	R: 0 E: 0 K: 0 S: 13	H: 1 LOB: 2 BB: 1 P: 22	R: 0 E: 0 K: 1 S: 7	H: 0 LOB: 0 BB: 0 P: 9	R: 0 E: 0 K: 2 S: 16	H: 1 LOB: 1 BB: 0 P: 21	R: 0 E: 0 K: 1 S: 7	H: 1 LOB: 1 BB: 0 P: 7	1B: 8 2B: 2 3B: 0 HR: 0	SF: 0 SAC: 1 DP: 0 HBP: 0	WP: 0 PB: 0 SB: 0 CS: 1	PA: 38
PITCHER	IP WLS BF H R ER SO	IP WLS BF H R ER SO	IP WLS BF H R ER SO	IP WLS BF H R ER SO	IP WLS BF H R ER SO	IP WLS BF H R ER SO	IP WLS BF H R ER SO	IP WLS BF H R ER SO	IP WLS BF H R ER SO	IP WLS BF H R ER SO	IP WLS BF H R ER SO	IP WLS BF H R ER SO	IP WLS BF H R ER SO	IP WLS BF H R ER SO	IP WLS BF H R ER SO	IP WLS BF H R ER SO	ERA WHIP	ERA WHIP		
34 A.J. Burnett, R (1.1)	6.0	W	27	8	3	3	5	2	0	0	0	0	0	0	63	98	4.50	1.667		
Scott Schoeneweis, L (7.1)	1.0	H	3	0	0	0	1	0	0	0	0	0	0	0	7	9	0.00	0.000		
Justin Speier, R (8.1)	1.0	H	4	1	0	0	2	0	0	0	0	0	0	16	21	0.00	1.000			
52 B.J. Ryan, L (9.1)	1.0		4	1	0	0	1	0	0	0	0	0	0	7	7	0.00	1.000			

Batter	1	2	3	4	5	6	7	8	9	AB	R	H	RBI	BB	SO	LOB	BOTTOM			
3 Reed Johnson, R (1.7)	F8		K	G6-3			K			4	0	0	0	0	2	3	Chicago White Sox @ Toronto Blue Jays Rogers Centre, Toronto, ON Sun Aug 06 2006, 1:07 PM EDT Att: 36,453 - Sunny - 79 F			
Frank Catalanotto, L (1.10)	G4-3			10 2B 2B	P3		10 1B 2B			4	2	2	1	0	0	0				
10 Vernon Wells, R (1.8)	G4-3			25 2B 15 2B 2B	L8		25 BB 1B			4	1	2	2	0	0	0				
25 Troy Glaus, R (1.5)	G6-3			G3	F7					3	0	0	0	1	0	1				
Eric Hinske, L (1.3)	K			15 2B 2 1B BB			F7		K	3	1	0	0	1	2	2				
17 Lyle Overbay, L (8.3)										0	0	0	0	0	0	0				
15 Alex Rios, R (1.9)				2 1B 2B	F8				L7	4	1	2	1	0	0	0				
Bengie Molina, R (1.2)	F9			G1-3			F8		HR	4	1	1	1	0	0	3				
2 Aaron Hill, R (1.4)				L6			6 BB 1B		F8	3	1	1	2	0	0	0				
6 John McDonald, R (1.6)				K			F9		F9	3	0	0	0	1	1	1				
Inning Stats	R: 0 E: 0 K: 0 S: 6	H: 0 LOB: 0 BB: 0 P: 9	R: 0 E: 0 K: 1 S: 13	H: 1 LOB: 1 BB: 0 P: 20	R: 0 E: 0 K: 2 S: 9	H: 0 LOB: 0 BB: 0 P: 14	R: 4 E: 0 K: 0 S: 17	H: 4 LOB: 2 BB: 2 P: 30	R: 0 E: 0 K: 0 S: 11	H: 0 LOB: 0 BB: 0 P: 12	R: 0 E: 0 K: 0 S: 8	H: 0 LOB: 0 BB: 0 P: 13	R: 2 E: 0 K: 2 S: 15	H: 2 LOB: 2 BB: 1 P: 26	R: 1 E: 0 K: 0 S: 9	H: 1 LOB: 0 BB: 0 P: 11	1B: 3 2B: 4 3B: 0 HR: 1	SF: 0 SAC: 0 DP: 0 HBP: 1	WP: 0 PB: 0 SB: 1 CS: 0	PA: 36
PITCHER	IP WLS BF H R ER SO	IP WLS BF H R ER SO	IP WLS BF H R ER SO	IP WLS BF H R ER SO	IP WLS BF H R ER SO	IP WLS BF H R ER SO	IP WLS BF H R ER SO	IP WLS BF H R ER SO	IP WLS BF H R ER SO	IP WLS BF H R ER SO	IP WLS BF H R ER SO	IP WLS BF H R ER SO	IP WLS BF H R ER SO	IP WLS BF H R ER SO	IP WLS BF H R ER SO	IP WLS BF H R ER SO	ERA WHIP	ERA WHIP		
52 Jose Contreras, R (1.1)	6.2	L	29	6	6	6	4	2	0	1	0	0	0	0	73	112	8.10	1.200		
47 Mike MacDougal, R (7.1)	0.0		2	1	0	0	0	1	0	0	0	0	0	3	8					
Neal Cotts, L (7.1)	0.1		1	0	0	0	1	0	0	0	0	0	0	3	4	0.00	0.000			
David Riske, R (8.1)	1.0		4	1	1	1	0	0	0	0	0	0	0	9	11	9.00	1.000			

Batter	1	2	3	4	5	6	7	8	9	AB	R	H	RBI	BB	SO	LOB	TOP			
1 Brian Roberts, S OBP: 0.365, SLG: 0.403	4-2 BB		2-1 P4		3-3 K			2-2 G6-3		3	0	0	0	1	1	2	<p>Baltimore Orioles @ Toronto Blue Jays</p> <p>Rogers Centre, Toronto, ON</p> <p>Mon Aug 07 2006, 1:07 PM EDT</p> <p>Att: 23,838 - Sunny - 82 F</p>			
Fernando Tatis, R OBP: 0.389, SLG: 0.647	2-0 P5		1-2 E9 6 G6-4-3 1B		2-3 K			0-3 K		4	0	1	0	0	2	1				
6 Melvin Mora, R OBP: 0.358, SLG: 0.406	1-3 SAFE SAFE K		1-1 G6-4-3		4-0 10 G1-3 BB			0-0 G6-3		3	0	0	0	1	1	3				
10 Miguel Tejada, R OBP: 0.380, SLG: 0.514		0-1 P4		2-1 S 2B		0-1 G1-3		2-2 G1-3		4	0	1	0	0	0	1				
Jeff Conine, R OBP: 0.329, SLG: 0.412	1-1 G5-3		4-2 55 L4-3 BB		1-0 F8			0-0 G5-3		3	0	0	0	1	0	1				
55 Ramon Hernandez, R OBP: 0.324, SLG: 0.446	4-1 BB		3-2 L4-3		0-2 G5-3			0-0 G4-3		2	0	0	0	1	0	2				
17 Corey Patterson, L OBP: 0.316, SLG: 0.415	0-3 K		0-0 F8		0-1 G5-3			0-1 G6-3		2	1	0	0	1	0	0				
Kevin Millar, R OBP: 0.344, SLG: 0.364			4-0 1B 21 BB E		1-0 G5-3			2-2 G6-3		3	0	0	0	1	0	0				
21 Nick Markakis, L OBP: 0.356, SLG: 0.391	1-2 BB		4-1 E BB		0-1 G5-3			2-2 G6-3		2	0	0	0	1	0	0				
Inning Stats	R: 0 E: 0 K: 1 S: 8	H: 0 LOB: 0 BB: 1 P: 15	R: 0 E: 0 K: 1 S: 8	H: 0 LOB: 1 BB: 1 P: 13	R: 1 E: 1 K: 0 S: 9	H: 1 LOB: 1 BB: 2 P: 21	R: 0 E: 0 K: 0 S: 12	H: 1 LOB: 1 BB: 1 P: 21	R: 0 E: 0 K: 1 S: 6	H: 0 LOB: 0 BB: 1 P: 13	R: 0 E: 0 K: 0 S: 6	H: 0 LOB: 0 BB: 0 P: 6	R: 0 E: 0 K: 1 S: 10	H: 0 LOB: 0 BB: 0 P: 14	R: 0 E: 0 K: 0 S: 5	H: 0 LOB: 0 BB: 0 P: 7	1B: 1 2B: 2 3B: 0 HR: 0	SF: 0 SAC: 0 DP: 2 HBP: 0	WP: 0 PB: 0 SB: 1 CS: 0	PA: 32
PITCHER	IP WLS BF H R ER SO BB IBB HBP BLK WP HR S P ERA WHIP	2.1 W 9 0 1 0 2 4 0 0 0 0 0 19 41 0.00 1.714	2.2 W 9 2 0 0 1 1 0 0 0 0 0 26 41 0.00 1.125	4.0 S 13 0 0 0 2 1 0 0 0 0 0 27 40 0.00 0.250	PITCHER															

Batter	1	2	3	4	5	6	7	8	9	AB	R	H	RBI	BB	SO	LOB	BOTTOM					
3 Reed Johnson, R OBP: 0.427, SLG: 0.525	1-1 10 G4-3 17 1B 2B	1-2 2B 1B		1-1 1B 10 HR 2B		0-3 K		4-1 G6-3 BB		4	2	3	0	1	1	1	<p>Baltimore Orioles @ Toronto Blue Jays</p> <p>Rogers Centre, Toronto, ON</p> <p>Mon Aug 07 2006, 1:07 PM EDT</p> <p>Att: 23,838 - Sunny - 82 F</p>					
Frank Catalanotto, L OBP: 0.400, SLG: 0.473	3-1 SAFE SAFE SAFE L9	2-1 SAFE SAFE SAFE 2B		2-2 10 HR 1B		0-3 K		2-2 G6-3		5	1	2	0	0	1	2						
10 Vernon Wells, R OBP: 0.385, SLG: 0.606	0-0 G4-3	1-1 L5		3-2 1H 3H HR		1-2 1B		3-2 25 BB 17 2B 1B		5	2	3	3	0	0	3						
25 Troy Glaus, R OBP: 0.372, SLG: 0.563	4-0 17 1B BB		3-2 17 HR 1B		3-1 F9		1-2 P6	4-1 17 2B BB		3	2	1	0	2	0	1						
17 Lyle Overbay, L OBP: 0.360, SLG: 0.496	3-2 15 BB 1B		2-2 1H HR		2-2 G3-1		1-1 L6	0-1 1H 2H 2B		5	1	3	5	0	0	1						
15 Alex Rios, R OBP: 0.397, SLG: 0.544	4-2 1-2 BB		2-1 L1		2-3 K		1-3 K	2-2 G6-3		4	0	0	0	1	2	1						
Bengie Molina, R OBP: 0.312, SLG: 0.411	1-0 F8		1-0 G6-3		1-0 2B		3-2 F7			4	0	1	0	0	0	3						
2 Aaron Hill, R OBP: 0.359, SLG: 0.395		0-0 G3-1		4-1 BB		2-3 K		1-1 2B		3	0	1	0	1	1	1						
6 John McDonald, R OBP: 0.270, SLG: 0.290		2-2 G5-3		0-0 P4		3-2 P6		1-2 G6-3		4	0	0	0	0	0	3						
Inning Stats	R: 1 E: 0 K: 0 S: 15	H: 2 LOB: 3 BB: 2 P: 31	R: 0 E: 0 K: 0 S: 14	H: 2 LOB: 2 BB: 0 P: 20	R: 2 E: 0 K: 0 S: 13	H: 2 LOB: 1 BB: 1 P: 25	R: 3 E: 0 K: 1 S: 20	H: 3 LOB: 0 BB: 0 P: 33	R: 0 E: 0 K: 2 S: 11	H: 1 LOB: 1 BB: 0 P: 17	R: 0 E: 0 K: 1 S: 12	H: 1 LOB: 1 BB: 0 P: 15	R: 0 E: 0 K: 1 S: 13	H: 1 LOB: 1 BB: 0 P: 19	R: 2 E: 0 K: 0 S: 13	H: 2 LOB: 1 BB: 2 P: 28	1B: 6 2B: 6 3B: 0 HR: 2	SF: 0 SAC: 0 DP: 1 HBP: 0	WP: 0 PB: 0 SB: 0 CS: 0	PA: 42		
PITCHER	IP WLS BF H R ER SO BB IBB HBP BLK WP HR S P ERA WHIP	3.0 L 21 9 6 6 0 3 0 0 0 0 0 23 36 0.00 0.500	4.1 L 21 7 1 0 0 3 0 0 0 0 0 25 34 0.00 1.000	6.1 L 21 8 2 0 0 2 0 0 0 0 0 25 34 0.00 1.000	8.1 L 21 5 2 2 2 0 2 0 0 0 0 10 23 27.00 6.000	8.1 L 21 0 1 0 0 0 0 0 0 0 0 3 5 0.00 0.000	PITCHER															

AB	26
R	1
H	2
RBI	0
BB	6
SO	5
LOB	12



AB	37
R	8
H	14
RBI	8
BB	5
SO	5
LOB	16



Batter	1	2	3	4	5	6	7	8	9	AB	R	H	RBI	BB	SO	LOB	TOP					
1 Brian Roberts, S OBP: 0.393, SLG: 0.399	F8		F7		G4-3		IBB	F8		4	1	0	0	1	0	0	Baltimore Orioles @ Toronto Blue Jays Rogers Centre, Toronto, ON Tue Aug 08 2006, 7:07 PM EDT Att: 28,823 - Clear - 75 F					
12 Brandon Fahey, L OBP: 0.335, SLG: 0.349	G6-3		F8				F9	BB		4	1	1	0	1	0	0						
6 Melvin Mora, R OBP: 0.357, SLG: 0.406	G6-3		K				G1-3	2B		5	0	1	3	0	1	1						
10 Miguel Tejada, R OBP: 0.382, SLG: 0.520		L9		HR					K	3	1	1	1	2	1	0						
31 Jay Gibbons, L OBP: 0.338, SLG: 0.505		55 BB 2B		G5-4-3 BB			G1-3	P3	F9	4	0	1	0	1	0	3						
Jeff Conine, R OBP: 0.332, SLG: 0.413		55 BB BB		G5-4-3 1-2			G5-3	55 1B 21 HR	1B	4	1	2	0	1	0	1						
17 Corey Patterson, L OBP: 0.315, SLG: 0.415		F8		K			21 1B 2B	K	F7	5	1	1	0	0	2	4						
55 Ramon Hernandez, R OBP: 0.326, SLG: 0.445		4-2 1-2 2-3 BB					F9	G5-3	21 HR 1B	3	1	1	0	1	0	1						
21 Nick Markakis, L OBP: 0.357, SLG: 0.402		G1-3					G4-3	12 BB 6 2B 1 S	1B	4	2	2	4	0	0	3						
Inning Stats	R: 0 E: 0 K: 0 S: 8	H: 0 LOB: 0 BB: 0 P: 13	R: 0 E: 0 K: 0 S: 13	H: 1 LOB: 3 BB: 2 P: 24	R: 0 E: 0 K: 1 S: 8	H: 0 LOB: 0 BB: 0 P: 12	R: 1 E: 0 K: 1 S: 10	H: 1 LOB: 0 BB: 1 P: 19	R: 0 E: 0 K: 0 S: 7	H: 0 LOB: 0 BB: 0 P: 9	R: 0 E: 0 K: 0 S: 7	H: 0 LOB: 1 BB: 1 P: 15	R: 4 E: 0 K: 0 S: 15	H: 3 LOB: 2 BB: 3 P: 33	R: 3 E: 0 K: 1 S: 14	H: 4 LOB: 1 BB: 0 P: 25	R: 0 E: 0 K: 1 S: 10	H: 1 LOB: 1 BB: 0 P: 16	1B: 5 2B: 3 3B: 0 HR: 2	SF: 0 SAC: 0 DP: 1 HBP: 0	WP: 1 PB: 0 SB: 1 CS: 0	PA: 43
PITCHER	IP	WLS	BF	H	R	ER	SO	BB	IBB	HBP	BLK	WP	HR	S	P	ERA	WHIP					
28 Shaun Marcum, R ERA: 4.81	6.2		26	3	2	2	2	4	0	0	0	0	1	57	98	2.70	1.050					
Scott Schoeneweis, L ERA: 6.88	0.0	L	3	1	0	0	0	1	1	0	0	0	0	4	14	∞	∞					
Justin Speier, R ERA: 5.05	0.1		3	1	3	3	0	1	0	0	0	1	0	7	13	81.00	6.000					
Francisco Del Rosario, R ERA: 6.65	0.1		4	3	3	3	1	0	0	0	0	0	1	10	18	81.00	9.000					
40 Dustin McGowan, R ERA: 10.65	1.2		7	2	0	0	1	0	0	0	0	0	0	14	23	0.00	1.200					

AB	36
R	8
H	10
RBI	8
BB	7
SO	4
LOB	13



Batter	1	2	3	4	5	6	7	8	9	AB	R	H	RBI	BB	SO	LOB	BOTTOM					
3 Reed Johnson, R OBP: 0.425, SLG: 0.520	K		K				G3			3	0	0	0	0	2	0	Baltimore Orioles @ Toronto Blue Jays Rogers Centre, Toronto, ON Tue Aug 08 2006, 7:07 PM EDT Att: 28,823 - Clear - 75 F					
9 Greg Zaun, S OBP: 0.370, SLG: 0.440	F7			G4-3	G4-3			17 HR 1B		4	1	1	0	0	0	1						
10 Vernon Wells, R OBP: 0.384, SLG: 0.602	G4-3			25 1B 15 1B	1B		P3	F8		4	1	1	0	0	0	1						
25 Troy Glaus, R OBP: 0.373, SLG: 0.562		K		15 1B 1B	1B		17 2B 17 E	1B	F8	4	1	2	0	0	1	1						
17 Lyle Overbay, L OBP: 0.362, SLG: 0.506		F7		L8			E7	1B	HR	4	1	2	2	0	0	2						
15 Alex Rios, R OBP: 0.369, SLG: 0.542		BB		1B			P6		G5-3	3	0	1	1	1	0	1						
Eric Hinske, L OBP: 0.355, SLG: 0.529		K		F7			F8		F8	4	0	0	0	0	1	4						
2 Aaron Hill, R OBP: 0.356, SLG: 0.390			K		G4-3		F9		F8	4	0	0	0	0	1	0						
Ryan Roberts, R OBP: 0.083, SLG: 0.333			G5-3				K		G3	3	0	0	0	0	2	0						
Frank Catalanotto, L OBP: 0.465, SLG: 0.471										1	0	0	0	0	0	0						
Inning Stats	R: 0 E: 0 K: 1 S: 9	H: 0 LOB: 0 BB: 0 P: 11	R: 0 E: 0 K: 2 S: 11	H: 0 LOB: 1 BB: 1 P: 17	R: 0 E: 0 K: 2 S: 9	H: 0 LOB: 0 BB: 0 P: 10	R: 1 E: 0 K: 0 S: 11	H: 3 LOB: 2 BB: 0 P: 18	R: 0 E: 0 K: 1 S: 9	H: 0 LOB: 1 BB: 0 P: 13	R: 1 E: 1 K: 0 S: 9	H: 2 LOB: 1 BB: 0 P: 13	R: 0 E: 0 K: 1 S: 8	H: 0 LOB: 0 BB: 0 P: 10	R: 2 E: 0 K: 0 S: 11	H: 2 LOB: 0 BB: 0 P: 16	R: 0 E: 0 K: 0 S: 6	H: 0 LOB: 0 BB: 0 P: 11	1B: 5 2B: 1 3B: 0 HR: 1	SF: 0 SAC: 0 DP: 0 HBP: 1	WP: 0 PB: 0 SB: 0 CS: 0	PA: 36
PITCHER	IP	WLS	BF	H	R	ER	SO	BB	IBB	HBP	BLK	WP	HR	S	P	ERA	WHIP					
40 Daniel Cabrera, R ERA: 4.95	7.0		28	5	2	1	7	0	0	0	0	0	0	66	92	1.29	0.857					
LaTroy Hawkins, R ERA: 4.47	1.0		5	2	2	2	0	0	0	0	0	0	1	11	16	18.00	2.000					
37 Chris Ray, R ERA: 3.35	1.0		3	0	0	0	0	0	0	0	0	0	0	6	11	0.00	0.000					



Batter	1	2	3	4	5	6	7	8	9	AB	R	H	RBI	BB	SO	LOB	TOP					
1 Brian Roberts, S (1,4) OBP: 0.362, SLG: 0.397	G6-3		L3				FC4-6			4	0	1	0	0	0	2	Baltimore Orioles @ Toronto Blue Jays Rogers Centre, Toronto, ON Wed Aug 09 2006, 12:37 PM EDT Att: 34,199 - Sunny - 75 F					
12 Brandon Fahey, L (1,7) OBP: 0.338, SLG: 0.352	K									4	1	2	1	0	1	1						
6 Melvin Mora, R (1,5) OBP: 0.357, SLG: 0.407	B5-3									3	1	1	1	0	0	1						
10 Miguel Tejada, R (1,6) OBP: 0.379, SLG: 0.515		F9								4	0	0	0	0	2	2						
31 Jay Gibbons, L (1,10) Kevin Millar, R (8, PH) OBP: 0.343, SLG: 0.362 (8,10)	P2									3	0	0	0	0	1	1						
Fernando Tatis, R (1,3) OBP: 0.384, SLG: 0.571	G6-3									1	0	0	0	0	1							
17 Corey Patterson, L (1,8) Jeff Conine, R (9, PH) OBP: 0.332, SLG: 0.412 (9, PH)				L3						3	0	1	0	0	0	1						
55 Ramon Hernandez, R (1,2) OBP: 0.323, SLG: 0.440										4	0	0	0	0	2	1						
21 Nick Markakis, L (1,9) OBP: 0.360, SLG: 0.405										3	1	2	0	0	0	1						
Inning Stats	R: 0 E: 0 K: 1 S: 9	H: 0 LOB: 0 BB: 0 P: 12	R: 0 E: 0 K: 0 S: 5	H: 0 LOB: 0 BB: 0 P: 9	R: 0 E: 0 K: 1 S: 8	H: 1 LOB: 1 BB: 0 P: 12	R: 2 E: 0 K: 1 S: 15	H: 3 LOB: 1 BB: 0 P: 24	R: 1 E: 0 K: 2 S: 12	H: 2 LOB: 1 BB: 0 P: 17	R: 0 E: 0 K: 2 S: 9	H: 0 LOB: 0 BB: 0 P: 14	R: 0 E: 0 K: 0 S: 6	H: 1 LOB: 1 BB: 0 P: 9	R: 0 E: 0 K: 1 S: 10	H: 1 LOB: 1 BB: 0 P: 14		R: 0 E: 0 K: 2 S: 11	H: 0 LOB: 0 BB: 0 P: 16	1B: 6 2B: 2 3B: 0 HR: 0	SF: 0 SAC: 1 DP: 0 HBP: 0	WP: 0 PB: 0 SB: 2 CS: 0
PITCHER	IP WLS BF H R ER SO BB IBB HBP BLK WP HR S P ERA WHIP																					
32 Roy Halladay, R (1,1) ERA: 3.23	7.1 W 30 8 3 3 5 0 0 0 0 0 0 70 106 3.68 1.091																					
52 B.J. Ryan, L (8,1) ERA: 1.46	1.2 S 5 0 0 0 3 0 0 0 0 0 0 0 15 21 0.00 0.000																					

Batter	1	2	3	4	5	6	7	8	9	AB	R	H	RBI	BB	SO	LOB	BOTTOM			
3 Reed Johnson, R (1,7) OBP: 0.420, SLG: 0.513	G5-3		B2-3	K			FC5-4			4	0	0	0	0	1	1	Baltimore Orioles @ Toronto Blue Jays Rogers Centre, Toronto, ON Wed Aug 09 2006, 12:37 PM EDT Att: 34,199 - Sunny - 75 F			
Frank Catalanotto, L (1,10) OBP: 0.400, SLG: 0.465	K2-3		F7				L8			4	0	0	0	0	1	1				
10 Vernon Wells, R (1,8) OBP: 0.385, SLG: 0.601										4	1	2	0	0	1	0				
25 Troy Glaus, R (1,5) OBP: 0.372, SLG: 0.559	P4									4	1	1	0	0	0	1				
15 Alex Rios, R (1,9) OBP: 0.370, SLG: 0.540										3	2	1	1	1	0	0				
Bengie Molina, R (1,2) OBP: 0.312, SLG: 0.410										3	0	1	2	0	1	1				
17 Lyle Overbay, L (1,3) OBP: 0.361, SLG: 0.505										3	0	1	0	0	0	1				
2 Aaron Hill, R (1,4) OBP: 0.353, SLG: 0.387										3	0	0	1	0	0	1				
6 John McDonald, R (1,6) OBP: 0.272, SLG: 0.291										3	0	1	0	0	0	1				
Inning Stats	R: 0 E: 0 K: 1 S: 14	H: 1 LOB: 1 BB: 0 P: 18	R: 1 E: 0 K: 1 S: 20	H: 1 LOB: 1 BB: 1 P: 30	R: 3 E: 0 K: 0 S: 15	H: 4 LOB: 1 BB: 0 P: 22	R: 0 E: 0 K: 1 S: 7	H: 0 LOB: 0 BB: 0 P: 10	R: 0 E: 0 K: 0 S: 5	H: 0 LOB: 0 BB: 0 P: 10	R: 0 E: 0 K: 0 S: 12	H: 0 LOB: 0 BB: 0 P: 8	R: 0 E: 0 K: 0 S: 7	H: 1 LOB: 1 BB: 0 P: 17	R: 0 E: 0 K: 0 S: 7	H: 0 LOB: 0 BB: 0 P: 13		1B: 7 2B: 0 3B: 0 HR: 0	SF: 0 SAC: 0 DP: 0 HBP: 0	WP: 0 PB: 0 SB: 0 CS: 0
PITCHER	IP WLS BF H R ER SO BB IBB HBP BLK WP HR S P ERA WHIP																			
45 Erik Bedard, L (1,1) ERA: 3.91	7.0 L 29 7 4 4 4 1 0 0 0 0 0 0 80 115 5.14 1.143																			
Todd Williams, R (8,1) ERA: 4.6	1.0 3 0 0 0 0 0 0 0 0 0 0 0 7 13 0.00 0.000																			

Batter	1	2	3	4	5	6	7	8	9	AB	R	H	RBI	BB	SO	LOB	TOP									
15 Alex Rios, R OBP: 0.368, SLG: 0.534	G5-3		G6-3			G6-3	1B		P5	5	0	1	2	0	0	1	Toronto Blue Jays @ Minnesota Twins Hubert H. Humphrey Metrodome, Minneapolis, MN Thu Aug 10 2006, 8:10 PM EDT Att: 30,118 - Dome - 70 F AB 35 R 5 H 8 RBI 4 BB 2 SO 3 LOB 10									
Frank Catalanotto, L OBP: 0.398, SLG: 0.466 3 Reed Johnson, R OBP: 0.420, SLG: 0.513	F7			G6-3		2B	K			4	0	1	0	0	1	1										
10 Vernon Wells, R OBP: 0.382, SLG: 0.596	P3			F7		G5-3	K			4	0	0	0	0	1	2										
25 Troy Glaus, R OBP: 0.371, SLG: 0.555		F7		K					F7	3	0	0	0	1	1	0										
17 Lyle Overbay, L OBP: 0.361, SLG: 0.502		F7				F7			F9	4	1	1	0	0	0	2										
Eric Hinske, L OBP: 0.358, SLG: 0.526						L6			F7	3	0	1	0	1	0	1										
Bengie Molina, R OBP: 0.314, SLG: 0.421										4	2	2	2	0	0	1										
2 Aaron Hill, R OBP: 0.350, SLG: 0.383				G6-3		G6-3			F9	4	1	0	0	0	0	2										
6 John McDonald, R OBP: 0.277, SLG: 0.296				G4-3		G6-3				4	1	2	0	0	0	0										
Inning Stats	R: 0 E: 0 K: 0 S: 5	H: 0 LOB: 0 BB: 0 P: 8	R: 0 E: 0 K: 0 S: 8	H: 0 LOB: 1 BB: 1 P: 18	R: 0 E: 0 K: 0 S: 7	H: 0 LOB: 0 BB: 0 P: 8	R: 0 E: 0 K: 1 S: 9	H: 0 LOB: 0 BB: 0 P: 11	R: 2 E: 0 K: 0 S: 11	H: 2 LOB: 0 BB: 0 P: 13	R: 0 E: 0 K: 0 S: 11	H: 1 LOB: 2 BB: 1 P: 17	R: 3 E: 0 K: 2 S: 14	H: 4 LOB: 1 BB: 0 P: 16	R: 0 E: 0 K: 0 S: 4	H: 0 LOB: 0 BB: 0 P: 5	R: 0 E: 0 K: 0 S: 11	H: 1 LOB: 1 BB: 0 P: 20	1B: 6 2B: 1 3B: 0 HR: 1	SF: 0 SAC: 0 DP: 0 HBP: 0	WP: 1 PB: 0 SB: 1 CS: 0	PA: 37				
PITCHER	IP	WLS	BF	H	R	ER	SO	BB	IBB	HBP	BLK	WP	HR	S	P	ERA	WHIP									
Carlos Silva, R ERA: 6.41	6.1	L	28	7	5	5	1	2	0	0	0	0	1	1	59	85	7.11	1.421								
17 Pat Neshek, R ERA: 1.04	0.2		2	0	0	0	2	0	0	0	0	0	0	0	6	6	0.00	0.000								
2B Jesse Crain, R ERA: 4.75	1.0		3	0	0	0	0	0	0	0	0	0	0	4	5	0.00	0.000									
54 Matt Guerrier, R ERA: 3.29	1.0		4	1	0	0	0	0	0	0	0	0	0	11	20	0.00	1.000									

Batter	1	2	3	4	5	6	7	8	9	AB	R	H	RBI	BB	SO	LOB	BOTTOM									
Luis Castillo, S OBP: 0.348, SLG: 0.376	F8		F8			G4-3	1B		K	4	0	1	0	0	1	1	Toronto Blue Jays @ Minnesota Twins Hubert H. Humphrey Metrodome, Minneapolis, MN Thu Aug 10 2006, 8:10 PM EDT Att: 30,118 - Dome - 70 F AB 30 R 0 H 4 RBI 0 BB 2 SO 6 LOB 12									
8 Nick Punto, S OBP: 0.398, SLG: 0.415	K		K			G4-3	1B		G4-3	4	0	1	0	0	2	1										
7 Joe Mauer, L OBP: 0.444, SLG: 0.529	G1-3				G5-3		G4-3		K	4	0	0	0	0	1	2										
5 Michael Cuddyer, R OBP: 0.354, SLG: 0.489		G5-3				K			P4	3	0	0	0	1	1	2										
33 Justin Morneau, L OBP: 0.373, SLG: 0.598		F7			FC3-6		P5		G2-3	4	0	0	0	0	0	3										
Torii Hunter, R OBP: 0.348, SLG: 0.448		1B			G6-3		K			2	0	0	0	1	1	1										
Josh Rabe, R OBP: 0.349, SLG: 0.537										2	0	1	0	0	0	0										
16 Jason Kubel, L OBP: 0.313, SLG: 0.436										1	0	0	0	0	0	0										
Jason Tyner, L OBP: 0.348, SLG: 0.314										3	0	0	0	0	0	2										
Jason Bartlett, R OBP: 0.421, SLG: 0.465										3	0	1	0	0	0	0										
Inning Stats	R: 0 E: 0 K: 1 S: 11	H: 0 LOB: 0 BB: 0 P: 17	R: 0 E: 0 K: 0 S: 16	H: 1 LOB: 2 BB: 1 P: 26	R: 0 E: 0 K: 1 S: 8	H: 0 LOB: 0 BB: 0 P: 13	R: 0 E: 0 K: 0 S: 13	H: 0 LOB: 1 BB: 1 P: 20	R: 0 E: 0 K: 0 S: 5	H: 0 LOB: 0 BB: 0 P: 8	R: 0 E: 0 K: 1 S: 17	H: 2 LOB: 2 BB: 0 P: 23	R: 0 E: 0 K: 1 S: 9	H: 0 LOB: 0 BB: 0 P: 12	R: 0 E: 0 K: 1 S: 10	H: 1 LOB: 0 BB: 0 P: 11		R: 0 E: 0 K: 1 S: 8	H: 0 LOB: 0 BB: 0 P: 10	1B: 4 2B: 0 3B: 0 HR: 0	SF: 0 SAC: 0 DP: 1 HBP: 0	WP: 0 PB: 0 SB: 0 CS: 0	PA: 32			
PITCHER	IP	WLS	BF	H	R	ER	SO	BB	IBB	HBP	BLK	WP	HR	S	P	ERA		WHIP								
Ted Lilly, L ERA: 4.01	6.0	W	23	3	0	0	3	2	0	0	0	0	0	19	23	0.00		0.500								
22 Brandon League, R ERA: 2.5	2.0		6	1	0	0	2	0	0	0	0	0	0	8	10	0.00		0.000								
56 Brian Tallet, L ERA: 4.46	1.0		3	0	0	0	1	0	0	0	0	0	0	8	10	0.00	0.000									

Batter	1	2	3	4	5	6	7	8	9	AB	R	H	RBI	BB	SO	LOB	TOP										
3 Reed Johnson, R OBP: 0.417, SLG: 0.517	0-3 K	0-1 SAFE 1-H HR	2-1 F9			1-2 G6-3			1-1 G5-3	5	1	2	0	1	0		Toronto Blue Jays @ Minnesota Twins Hubert H. Humphrey Metrodome, Minneapolis, MN Fri Aug 11 2006, 8:10 PM EDT Att: 31,814 - Dome - 70 F livebaseballscorecards.com										
Frank Catalanotto, L OBP: 0.401, SLG: 0.466	3-2 25 BB 17 2B	2-2 10 1B 25 1B		1-1 G6-3		4-1 BB			0-1 G5-3	4	2	2	0	1	0	0											
10 Vernon Wells, R OBP: 0.380, SLG: 0.591	0-3 K	0-0 25 1B 1-2 1B		0-0 P4		0-0 L7			0-0 G4-3	5	0	1	0	0	1	2											
25 Troy Glaus, R OBP: 0.372, SLG: 0.553	4-2 17 2B 1-2 BB	2-1 1-3 2-H 1B		2-2 K			0-1 F9			3	1	1	1	1	1	0											
17 Lyle Overbay, L OBP: 0.360, SLG: 0.502	2-2 1-H 2-H 2B	2-1 F8			0-2 F8		3-2 G3			4	0	1	2	0	0	2											
Eric Hinske, L OBP: 0.356, SLG: 0.518	1-0 G4-3		4-0 FC6-4 BB		1-1 F8		2-3 K			3	0	0	0	1	1	1											
Bengie Molina, R OBP: 0.314, SLG: 0.422		1-1 F8	1-2 FC6-4 6 HR		1-2 2B		2-3 K			4	1	1	0	0	1	1											
2 Aaron Hill, R OBP: 0.347, SLG: 0.379		2-2 G5-3	1-1 L5		2-2 F7		2-2 F9			4	0	0	0	0	0	2											
6 John McDonald, R OBP: 0.282, SLG: 0.321		0-1 3 HR 1B	0-0 1-H HR			1-1 F8		1-2 F9		4	2	2	2	0	0	0											
Inning Stats	R: 2 E: 0 K: 2 S: 19	H: 2 LOB: 1 BB: 1 P: 29	R: 3 E: 0 K: 0 S: 17	H: 5 LOB: 2 BB: 0 P: 26	R: 2 E: 0 K: 0 S: 8	H: 1 LOB: 0 BB: 1 P: 16	R: 0 E: 0 K: 1 S: 8	H: 0 LOB: 0 BB: 0 P: 11	R: 0 E: 0 K: 0 S: 12	H: 1 LOB: 1 BB: 0 P: 16	R: 0 E: 0 K: 0 S: 7	H: 0 LOB: 1 BB: 1 P: 13	R: 0 E: 0 K: 1 S: 8	H: 0 LOB: 0 BB: 0 P: 13	R: 0 E: 0 K: 1 S: 11	H: 0 LOB: 0 BB: 0 P: 16	R: 0 E: 0 K: 0 S: 5	H: 0 LOB: 0 BB: 0 P: 6	1B: 5 2B: 2 3B: 0 HR: 2	SF: 0 SAC: 0 DP: 0 HBP: 0	WP: 0 PB: 0 SB: 0 CS: 0	PA: 39					
PITCHER	IP	WLS	BF	H	R	ER	SO	BB	IBB	HBP	BLK	WP	HR	S	P	ERA	WHIP										
21 Matt Garza, R ERA: 23.63	2.2	L	18	8	7	7	2	2	0	0	0	0	2	42	67	23.62	3.750										
Willie Eyre, R ERA: 8.48	3.1		12	1	0	0	1	1	0	0	0	0	0	29	44	0.00	0.600										
37 Denny Reyes, L ERA: 1.08	1.0		3	0	0	0	1	0	0	0	0	0	0	8	13	0.00	0.000										
28 Jesse Crain, R ERA: 4.88	2.0		6	0	0	0	1	0	0	0	0	0	0	16	22	0.00	0.000										

Batter	1	2	3	4	5	6	7	8	9	AB	R	H	RBI	BB	SO	LOB	BOTTOM										
Luis Castillo, S OBP: 0.348, SLG: 0.373	0-2 G6-3		4-1 BB		2-3 K		1-3 K			3	0	0	0	1	2	2	Toronto Blue Jays @ Minnesota Twins Hubert H. Humphrey Metrodome, Minneapolis, MN Fri Aug 11 2006, 8:10 PM EDT Att: 31,814 - Dome - 70 F livebaseballscorecards.com										
Jason Tyner, L OBP: 0.336, SLG: 0.303	3-2 G4-3		0-3 K			0-2 F7		1-1 F7		4	0	0	0	0	1	1											
7 Joe Mauer, L OBP: 0.445, SLG: 0.528	3-2 G3			4-1 BB		2-2 5 FC6-4 1B		0-1 F8		3	0	1	0	1	0	0											
5 Michael Cuddyer, R OBP: 0.354, SLG: 0.491		2-2 2B		0-2 K		3-2 FC6-4		0-1 G4-3		3	0	1	0	0	1	2											
20 Lew Ford, R OBP: 0.300, SLG: 0.319						1-2 K				1	0	0	0	0	0	0											
33 Justin Morneau, L OBP: 0.370, SLG: 0.592			2-3 K		1-0 L4		1-3 K		0-0 G4-3	4	0	0	0	0	2	3											
Torii Hunter, R OBP: 0.344, SLG: 0.444		0-1 P3		0-3 K			0-1 L9		1-2 G4-3	4	0	0	0	0	1	2											
16 Jason Kubel, L OBP: 0.311, SLG: 0.437		0-3 K			0-0 2B		1-3 K		1-1 G3	4	0	1	0	0	2	1											
38 Luis Antonio Rodriguez, B OBP: 0.315, SLG: 0.325			0-1 S1-6-3 1B		1-1 F7		0-0 2B			3	1	2	0	0	0	1											
Jason Bartlett, R OBP: 0.420, SLG: 0.469			0-1 SAFE G1-6-3		0-3 K		1-0 2B		2-H 2B	3	0	1	1	0	1	2											
Inning Stats	R: 0 E: 0 K: 0 S: 9	H: 0 LOB: 0 BB: 0 P: 15	R: 0 E: 0 K: 2 S: 16	H: 1 LOB: 1 BB: 0 P: 20	R: 0 E: 0 K: 1 S: 9	H: 1 LOB: 1 BB: 1 P: 13	R: 0 E: 0 K: 2 S: 8	H: 0 LOB: 1 BB: 1 P: 13	R: 0 E: 0 K: 2 S: 10	H: 1 LOB: 1 BB: 0 P: 13	R: 0 E: 0 K: 1 S: 16	H: 1 LOB: 1 BB: 0 P: 22	R: 1 E: 0 K: 2 S: 12	H: 2 LOB: 1 BB: 0 P: 15	R: 0 E: 0 K: 0 S: 6	H: 0 LOB: 0 BB: 0 P: 7	R: 0 E: 0 K: 0 S: 6	H: 0 LOB: 0 BB: 0 P: 8	R: 0 E: 0 K: 0 S: 6	H: 0 LOB: 0 BB: 0 P: 8	1B: 2 2B: 4 3B: 0 HR: 0	SF: 0 SAC: 0 DP: 1 HBP: 0	WP: 0 PB: 0 SB: 0 CS: 0	PA: 34			
PITCHER	IP	WLS	BF	H	R	ER	SO	BB	IBB	HBP	BLK	WP	HR	S	P	ERA	WHIP										
34 A.J. Burnett, R ERA: 4.48	7.0	W	28	6	1	1	10	2	0	0	0	0	0	80	111	1.29	1.143										
49 Jeremy Accardo, R ERA: 4.1	1.0		3	0	0	0	0	0	0	0	0	0	0	6	7	0.00	0.000										
Scott Schoeneweis, L ERA: 6.68	1.0		3	0	0	0	0	0	0	0	0	0	0	6	8	0.00	0.000										

AB 36
R 7
H 9
RBI 7
BB 3
SO 5
LOB 8



AB 32
R 1
H 6
RBI 1
BB 2
SO 10
LOB 14

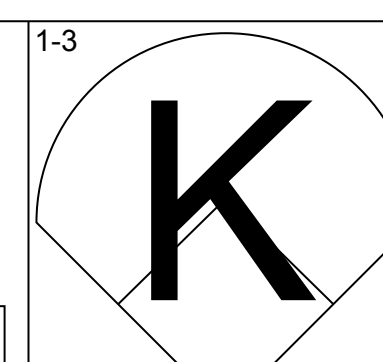
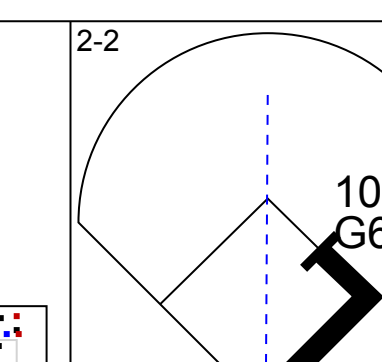
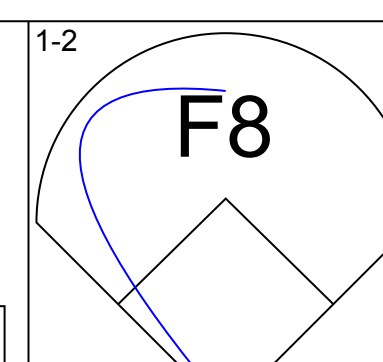
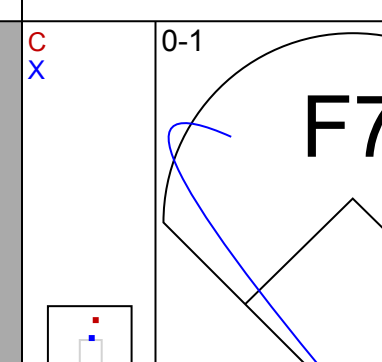
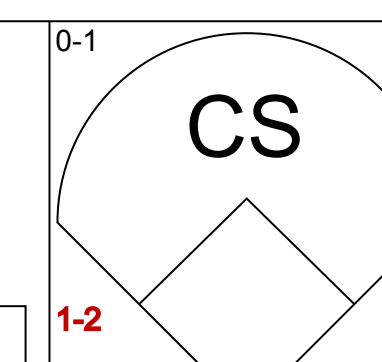
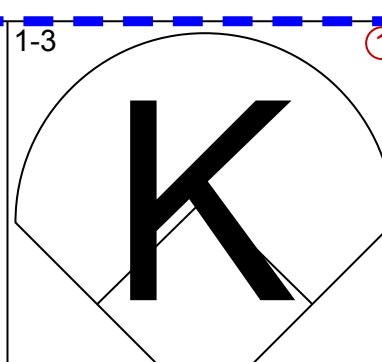
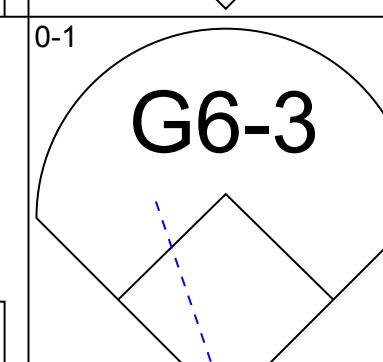
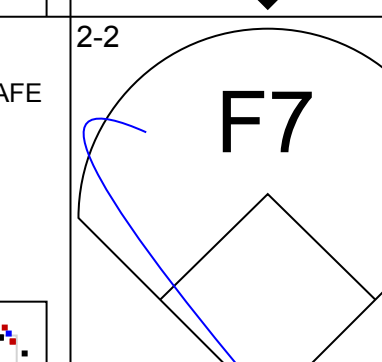
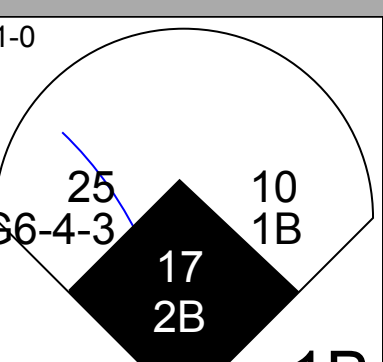
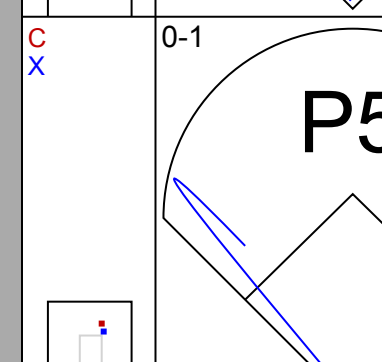
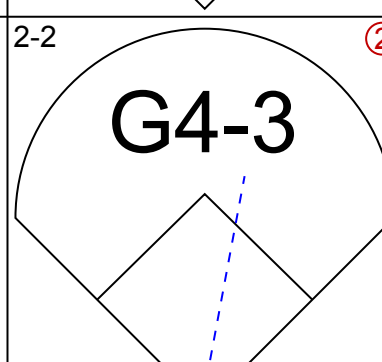
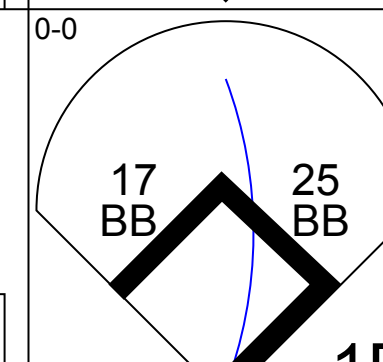
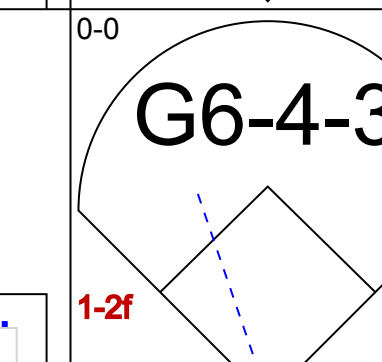
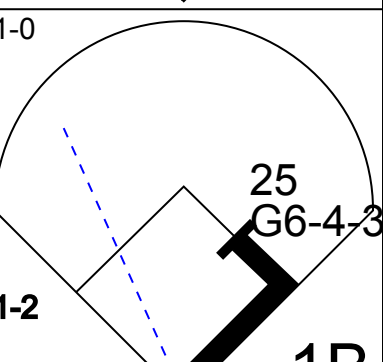
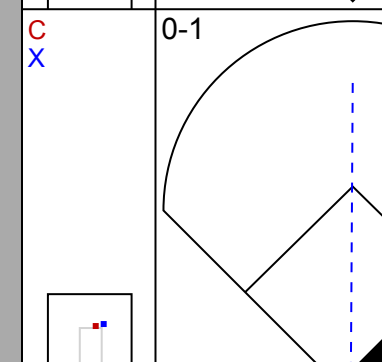
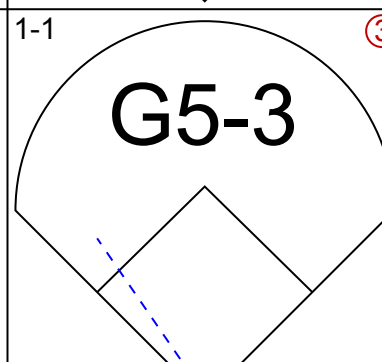
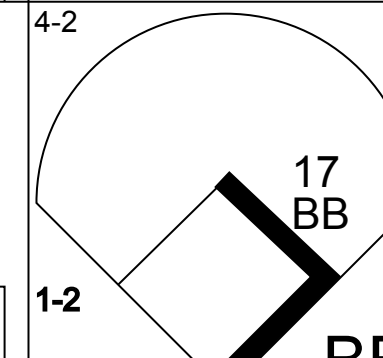
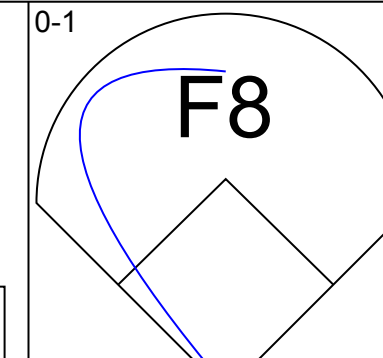
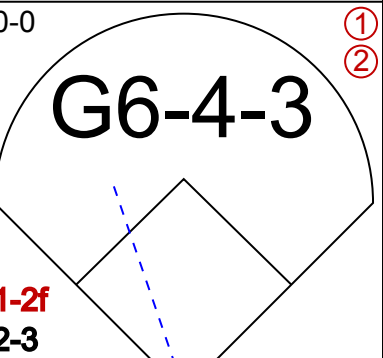
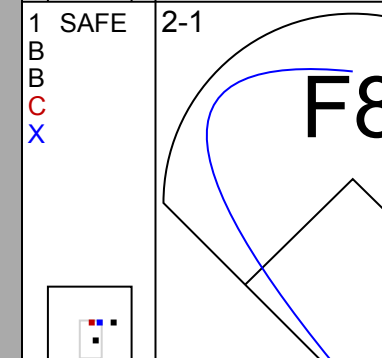
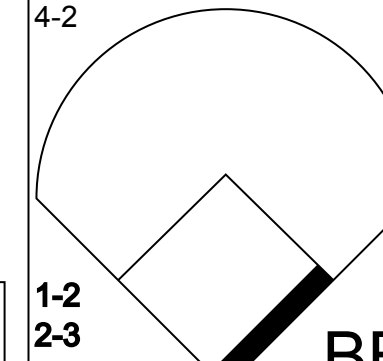
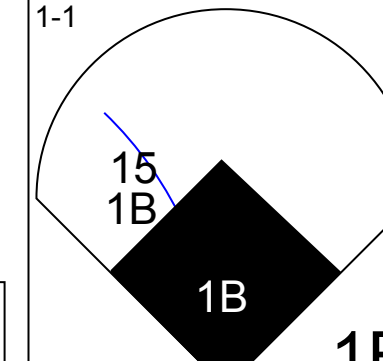
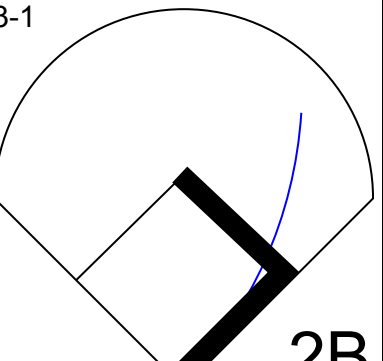
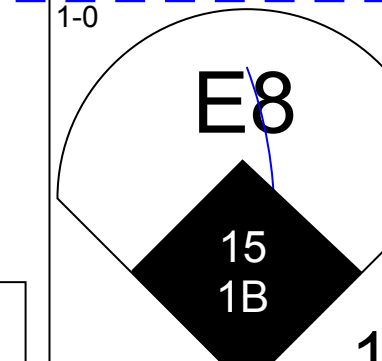
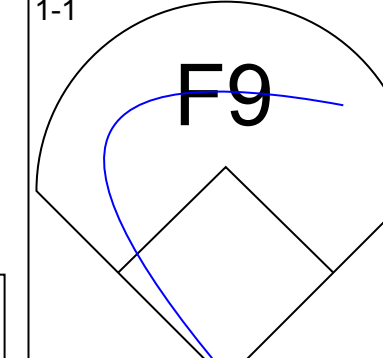
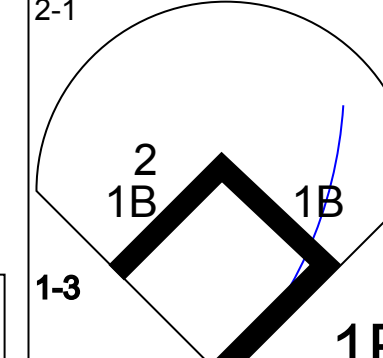
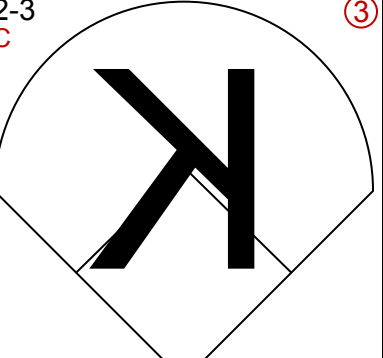
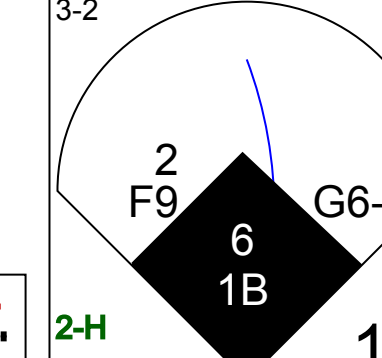

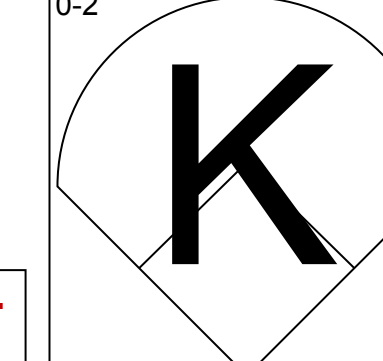
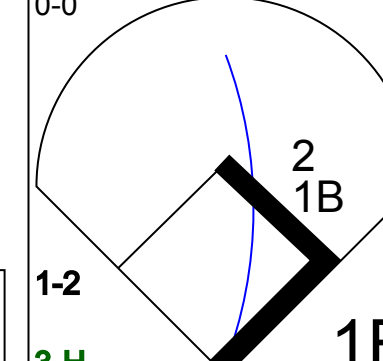
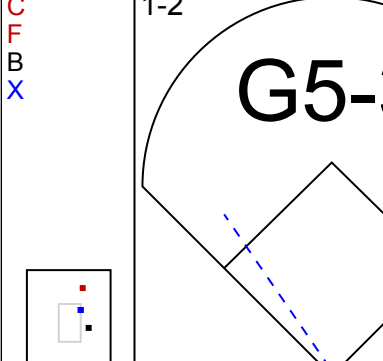
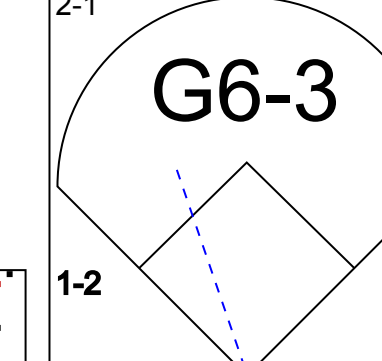
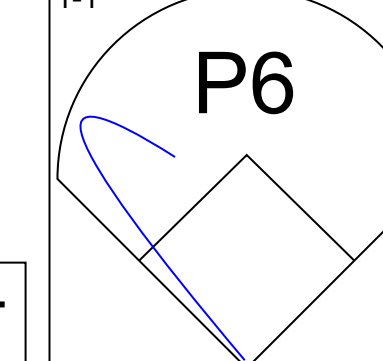
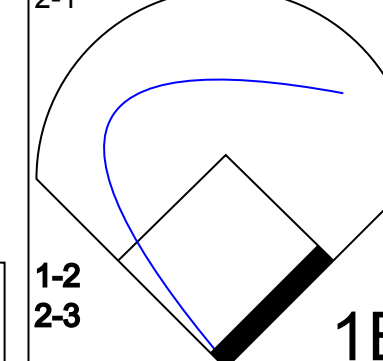
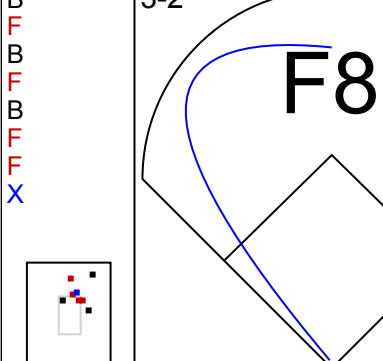
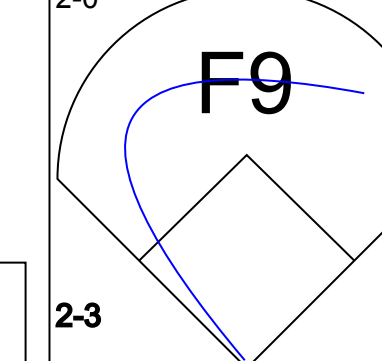
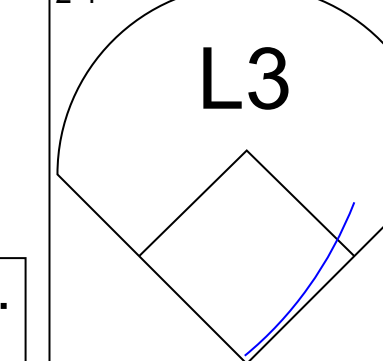
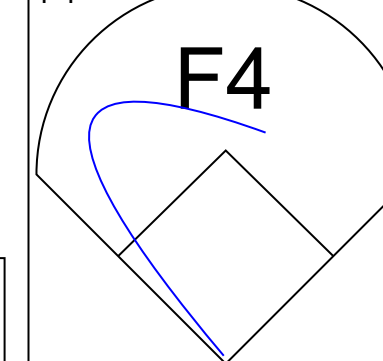
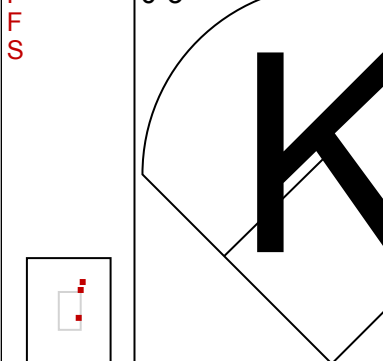
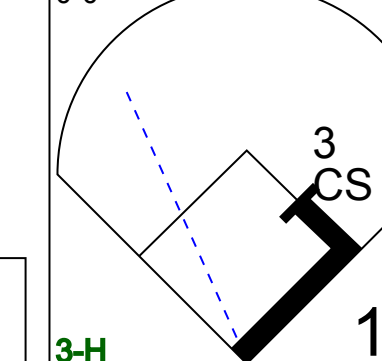


Batter	1	2	3	4	5	6	7	8	9	AB	R	H	RBI	BB	SO	LOB	TOP										
3 Reed Johnson, R OBP: 0.416, SLG: 0.524 (1, 7)										4	1	1	2	0	3	0	Toronto Blue Jays @ Minnesota Twins Hubert H. Humphrey Metrodome, Minneapolis, MN Sat Aug 12 2006, 7:10 PM EDT Att: 36,261 - Dome - 69 F livebaseballscorecards.com										
Frank Catalanotto, L OBP: 0.399, SLG: 0.463 (1, 10)										4	0	1	0	0	1	0											
10 Vernon Wells, R OBP: 0.379, SLG: 0.588 (1, 8)										4	0	1	0	0	1	1											
25 Troy Glaus, R OBP: 0.371, SLG: 0.550 (1, 5)										4	1	1	0	0	1	2											
17 Lyle Overbay, L OBP: 0.363, SLG: 0.509 (1, 3)										4	1	3	1	0	0	0											
15 Alex Rios, R OBP: 0.387, SLG: 0.531 (1, 9)										4	0	1	0	0	1	2											
9 Gregg Zaun, S OBP: 0.364, SLG: 0.431 (1, 2)										4	0	0	0	0	0	4											
2 Aaron Hill, R OBP: 0.350, SLG: 0.383 (1, 4)										4	1	3	1	0	0	0											
6 John McDonald, R OBP: 0.276, SLG: 0.313 (1, 6)										4	0	0	0	0	2	3											
Inning Stats	R: 0 E: 0 K: 2 S: 8	H: 0 LOB: 0 BB: 0 P: 9	R: 0 E: 0 K: 1 S: 16	H: 2 LOB: 1 BB: 0 P: 22	R: 2 E: 0 K: 0 S: 18	H: 3 LOB: 1 BB: 0 P: 28	R: 0 E: 1 K: 0 S: 4	H: 0 LOB: 0 BB: 0 P: 4	R: 0 E: 0 K: 2 S: 10	H: 0 LOB: 0 BB: 0 P: 13	R: 1 E: 0 K: 1 S: 10	H: 2 LOB: 1 BB: 0 P: 14	R: 0 E: 0 K: 1 S: 8	H: 1 LOB: 0 BB: 0 P: 9	R: 0 E: 0 K: 2 S: 11	H: 1 LOB: 1 BB: 0 P: 13		R: 1 E: 0 K: 0 S: 10	H: 2 LOB: 1 BB: 0 P: 15	1B: 8 2B: 2 3B: 0 HR: 1	SF: 0 SAC: 0 DP: 2 HBP: 0	WP: 0 PB: 0 CS: 1	PA: 37				
PITCHER	IP	WLS	BF	H	R	ER	SO	BB	IBB	HBP	BLK	WP	HR	S	P	ERA	WHIP										
26 Boof Bonser, R ERA: 5.56 (1, 1)	5.2	L	23	7	3	3	5	0	0	0	0	0	1	63	85	4.76	1.235										
17 Pat Neshek, R ERA: 9.92 (6, 1)	2.1		8	2	0	0	4	0	0	0	0	0	0	22	27	0.00	0.857										
Juan Rincon, R ERA: 2.22 (9, 1)	1.0		5	2	1	1	0	0	0	0	0	0	0	10	15	9.00	2.000										

Batter	1	2	3	4	5	6	7	8	9	AB	R	H	RBI	BB	SO	LOB	BOTTOM										
Luis Castillo, S OBP: 0.347, SLG: 0.372 (1, 4)										4	0	1	0	0	1	2	Toronto Blue Jays @ Minnesota Twins Hubert H. Humphrey Metrodome, Minneapolis, MN Sat Aug 12 2006, 7:10 PM EDT Att: 36,261 - Dome - 69 F livebaseballscorecards.com										
8 Nick Punto, S OBP: 0.396, SLG: 0.413 (1, 5)										4	0	1	0	0	1	1											
7 Joe Mauer, L OBP: 0.441, SLG: 0.522 (1, 2)										4	0	0	0	0	0	1											
5 Michael Cuddyer, R OBP: 0.352, SLG: 0.487 (1, 9)										3	0	0	0	0	1	0											
33 Justin Morneau, L OBP: 0.369, SLG: 0.590 (1, 3)										3	0	1	0	0	0	0											
Torii Hunter, R OBP: 0.347, SLG: 0.444 (1, 8)										2	0	1	0	0	0	0											
Josh Rabe, R OBP: 0.356, SLG: 0.558 (1, 10)										2	0	1	0	0	0	2											
Jason Tyner, L OBP: 0.342, SLG: 0.309 (6, PH) (9, 10)										1	0	1	0	0	0	0											
20 Lew Ford, R OBP: 0.297, SLG: 0.316 (8, PH) (9, 7)										2	0	0	0	0	0	1											
16 Jason Kubel, L OBP: 0.310, SLG: 0.435 (9, 7)										1	0	0	0	0	0	2											
Jason Bartlett, R OBP: 0.424, SLG: 0.469 (1, 6)										2	0	1	0	1	0	1											
Inning Stats	R: 0 E: 0 K: 1 S: 8	H: 0 LOB: 0 BB: 0 P: 13	R: 0 E: 0 K: 0 S: 13	H: 2 LOB: 1 BB: 0 P: 19	R: 0 E: 0 K: 0 S: 9	H: 0 LOB: 0 BB: 1 P: 16	R: 0 E: 0 K: 0 S: 8	H: 1 LOB: 0 BB: 0 P: 14	R: 0 E: 0 K: 1 S: 10	H: 1 LOB: 0 BB: 0 P: 12	R: 0 E: 0 K: 1 S: 7	H: 0 LOB: 0 BB: 0 P: 12	R: 0 E: 0 K: 0 S: 8	H: 1 LOB: 1 BB: 0 P: 12	R: 0 E: 0 K: 0 S: 7	H: 1 LOB: 0 BB: 0 P: 7	1B: 6 2B: 2 3B: 0 HR: 0	SF: 0 SAC: 0 DP: 6 HBP: 1	WP: 0 PB: 0 CS: 0	PA: 30							
PITCHER	IP	WLS	BF	H	R	ER	SO	BB	IBB	HBP	BLK	WP	HR	S	P	ERA	WHIP										
37 Scott Downs, L ERA: 4.63 (1, 1)	5.0	W	17	4	0	0	2	1	0	0	0	0	0	17	24	0.00	0.500										
56 Brian Tallet, L ERA: 4.24 (6, 1)	2.0	H	6	1	0	0	2	0	0	0	0	0	0	8	12	0.00	1.000										
22 Brandon League, R ERA: 2.37 (8, 1)	1.0	H	4	1	0	0	0	0	0	1	0	0	0	7	7	0.00	1.000										
Scott Schoeneweis, L ERA: 6.51 (9, 1)	1.0		3	1	0	0	0	0	0	0	0	0	0	7	7	0.00	1.000										

Batter	1	2	3	4	5	6	7	8	9	AB	R	H	RBI	BB	SO	LOB	TOP										
3 Reed Johnson, R OBP: 0.414, SLG: 0.520	1-1 P3		0-1 G4-6-3					2-2 G4-3		4	0	1	0	0	0	2	Toronto Blue Jays @ Minnesota Twins Hubert H. Humphrey Metrodome, Minneapolis, MN Sun Aug 13 2006, 2:10 PM EDT Att: 32,811 - Dome - 69 F livebaseballscorecards.com										
Frank Catalanotto, L OBP: 0.395, SLG: 0.457	2-1 F7			2-1 P4		3-1 F8		2-2 G1		4	0	0	0	0	0	1											
10 Vernon Wells, R OBP: 0.378, SLG: 0.585	1-1 F7			1-1 1B		0-2 P5			1-0 L7	4	0	1	0	0	0	1											
25 Troy Glaus, R OBP: 0.370, SLG: 0.547 Eric Hinske, L OBP: 0.353, SLG: 0.513		3-2 G1-3		1-3 K		0-1 P4			2-2 G6-3	2	0	0	0	0	1	1											
17 Lyle Overbay, L OBP: 0.360, SLG: 0.505		2-3 K		3-3 K			0-0 F7		2-3 K2-3	4	0	0	0	0	3	1											
15 Alex Rios, R OBP: 0.384, SLG: 0.526		1-2 G5-3			0-2 P6		1-2 G6-3			3	0	0	0	0	0	0											
Bengie Molina, R OBP: 0.317, SLG: 0.425			1-2 1B		1-1 F9		2-1 1B			3	0	2	0	0	0	0											
2 Aaron Hill, R OBP: 0.353, SLG: 0.384			0-1 1B		4-2 BB		1-1 F8			2	0	1	0	1	0	1											
6 John McDonald, R OBP: 0.271, SLG: 0.307			1-2 F7		1-0 F7			1-3 K		3	0	0	0	0	1	3											
Inning Stats	R: 0 E: 0 K: 0 S: 6	H: 0 LOB: 0 BB: 0 P: 10	R: 0 E: 0 K: 1 S: 10	H: 0 LOB: 0 BB: 0 P: 16	R: 0 E: 0 K: 0 S: 8	H: 2 LOB: 1 BB: 0 P: 11	R: 0 E: 0 K: 2 S: 11	H: 1 LOB: 1 BB: 0 P: 18	R: 0 E: 0 K: 0 S: 8	H: 0 LOB: 1 BB: 1 P: 14	R: 0 E: 0 K: 0 S: 10	H: 1 LOB: 1 BB: 0 P: 14	R: 0 E: 0 K: 0 S: 9	H: 1 LOB: 1 BB: 0 P: 13	R: 0 E: 0 K: 1 S: 11	H: 0 LOB: 0 BB: 0 P: 16		R: 0 E: 0 K: 1 S: 7	H: 0 LOB: 0 BB: 0 P: 12	1B: 5 2B: 0 3B: 0 HR: 0	SF: 0 SAC: 0 DP: 1 HBP: 0	WP: 0 PB: 0 CS: 0	PA: 32				
PITCHER	IP	WLS	BF	H	R	ER	SO	BB	IBB	HBP	BLK	WP	HR	S	P	ERA	WHIP										
Brad Radke, R ERA: 4.43	(1, 1)	7.0	W	26	5	0	0	3	1	0	0	0	0	62	96	0.00	0.857										
54 Matt Guerrier, R ERA: 3.2	(8, 1)	1.0		3	0	0	0	1	0	0	0	0	0	11	16	0.00	0.000										
36 Joe Nathan, R ERA: 1.44	(9, 1)	1.0		3	0	0	0	1	0	0	0	0	0	7	12	0.00	0.000										


Batter	1	2	3	4	5	6	7	8	9	AB	R	H	RBI	BB	SO	LOB	BOTTOM											
Luis Castillo, S OBP: 0.343, SLG: 0.368	0-1 B5-3	1-2 G4-3				1-2 F8		2-2 G1-6-3		5	0	0	0	0	0	4	Toronto Blue Jays @ Minnesota Twins Hubert H. Humphrey Metrodome, Minneapolis, MN Sun Aug 13 2006, 2:10 PM EDT Att: 32,811 - Dome - 69 F livebaseballscorecards.com											
8 Nick Punto, S OBP: 0.396, SLG: 0.418	1-2 1B		2-0 F7		1-1 5 BB 33 SF8 2B	2-3 K				4	1	2	0	0	1	1												
55 Mike Redmond, R OBP: 0.370, SLG: 0.433	1-0 F9		0-2 G6-3		1-0 33 E 5 BB HBP		4-1 5 PB 33 WP 1B BB		2	1	0	0	1	0	1													
5 Michael Cuddyer, R OBP: 0.353, SLG: 0.493	3-3 K		1-2 HR		4-1 BB		2-3 K		1-3 K	3	1	1	1	1	2	2												
33 Justin Morneau, L OBP: 0.370, SLG: 0.593		0-1 16 G4-6-3 2B	3-2 F7		3-2 SF8		1-2 1B		1-2 1B	3	1	2	2	0	0	0												
Torii Hunter, R OBP: 0.346, SLG: 0.440		4-2 16 G4-6-3 BB		3-2 G5-3		0-3 K		1-1 P3		3	0	0	0	1	1	3												
16 Jason Kubel, L OBP: 0.308, SLG: 0.431		1-2 G4-6-3		3-2 F7		3-1 3B 1B		1-3 K		4	1	1	0	0	1	3												
Jason Tyner, L OBP: 0.355, SLG: 0.351		1-1 2B		0-1 1B		3-2 3B 1B		1-2 G6-3		4	0	3	2	0	0	0												
Jason Bartlett, R OBP: 0.425, SLG: 0.467		3-H 2B		2-2 P4		2-2 G6-3		0-1 G1-6-3 1B		3	0	1	0	0	0	2												
Inning Stats	R: 0 E: 0 K: 1 S: 9	H: 1 LOB: 1 BB: 0 P: 14	R: 1 E: 0 K: 0 S: 12	H: 2 LOB: 2 BB: 1 P: 21	R: 1 E: 0 K: 0 S: 10	H: 1 LOB: 0 BB: 0 P: 16	R: 0 E: 0 K: 0 S: 12	H: 1 LOB: 1 BB: 0 P: 19	R: 1 E: 0 K: 1 S: 18	H: 2 LOB: 1 BB: 0 P: 28	R: 1 E: 0 K: 2 S: 12	H: 1 LOB: 1 BB: 1 P: 21	R: 0 E: 0 K: 0 S: 12	H: 1 LOB: 0 BB: 0 P: 15	R: 0 E: 0 K: 0 S: 12	H: 1 LOB: 0 BB: 0 P: 15		1B: 5 2B: 3 3B: 1 HR: 1	SF: 1 SAC: 0 DP: 2 HBP: 2	WP: 1 PB: 1 CS: 0	PA: 37							
PITCHER	IP	WLS	BF	H	R	ER	SO	BB	IBB	HBP	BLK	WP	HR	S	P	ERA	WHIP											
28 Shaun Marcum, R ERA: 5.12	(1, 1)	5.0	L	26	8	4	4	2	2	0	2	0	0	62	105	7.20	2.000											
54 Jason Frasor, R ERA: 5.03	(6, 1)	1.0		3	0	0	0	1	0	0	0	0	0	11	15	0.00	0.000											
40 Dustin McGowan, R ERA: 9.39	(7, 1)	1.0		5	1	1	0	2	1	0	0	0	1	0	12	21	0.00	2.000										
52 B.J. Ryan, L ERA: 1.44	(8, 1)	1.0		3	1	0	0	0	0	0	0	0	0	12	15	0.00	1.000											

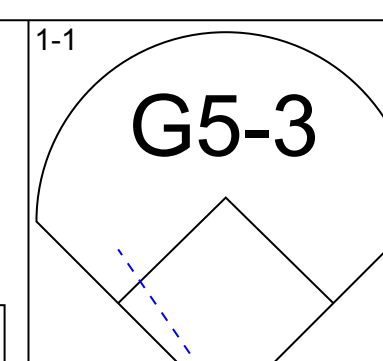
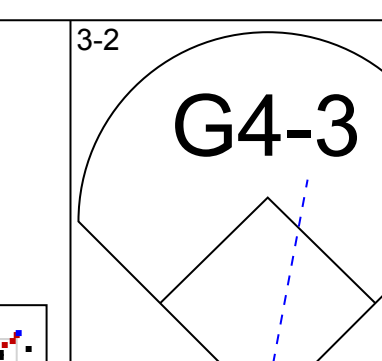
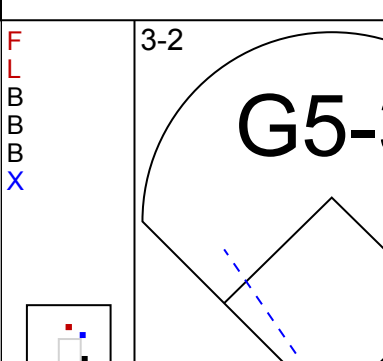
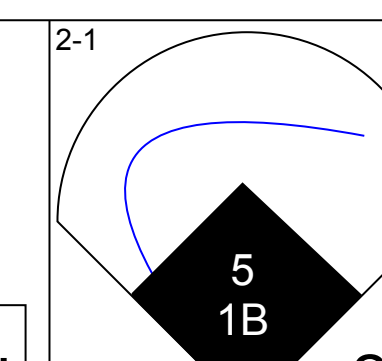
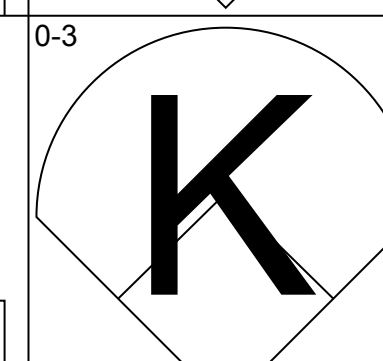
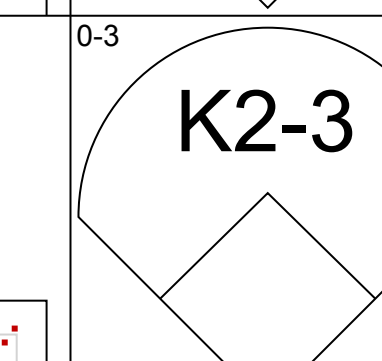
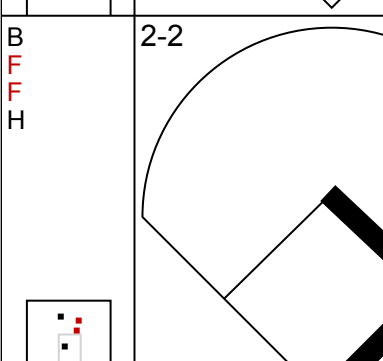
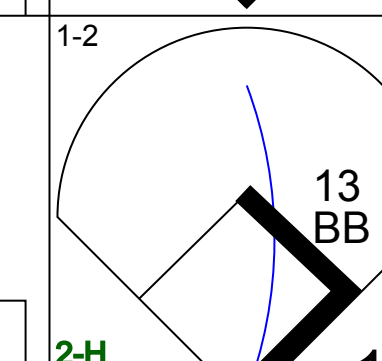
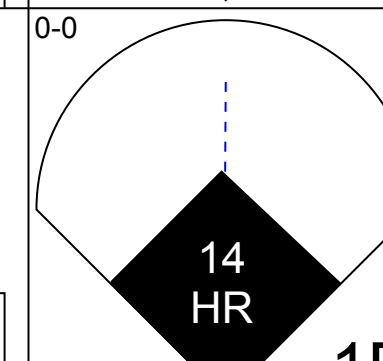
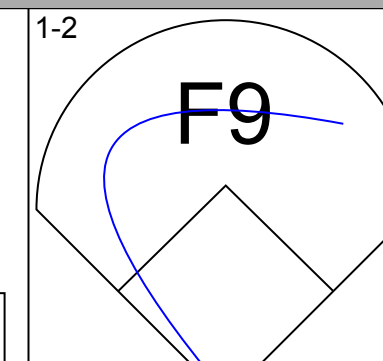
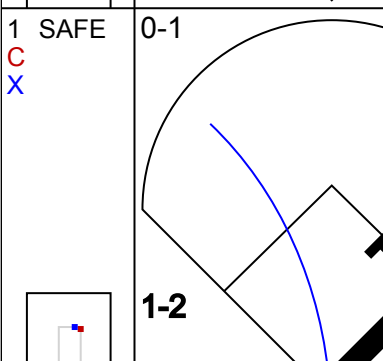
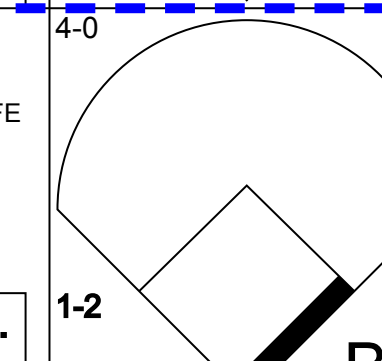
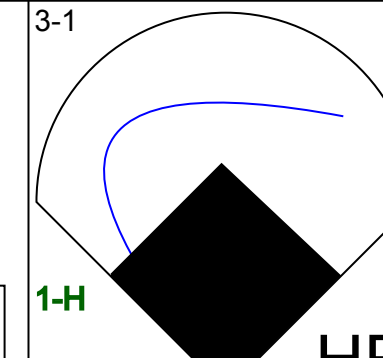
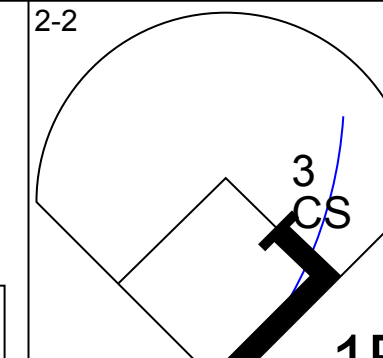
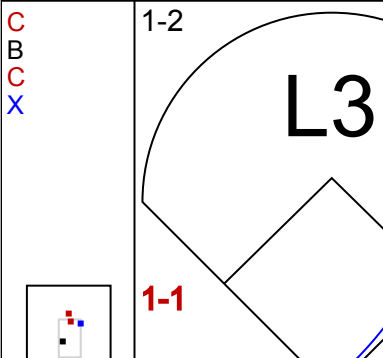
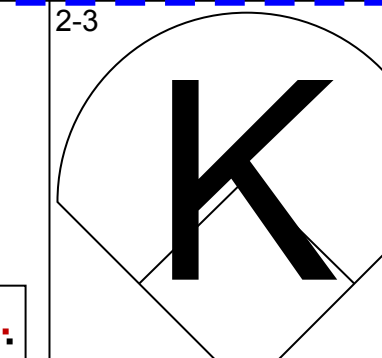
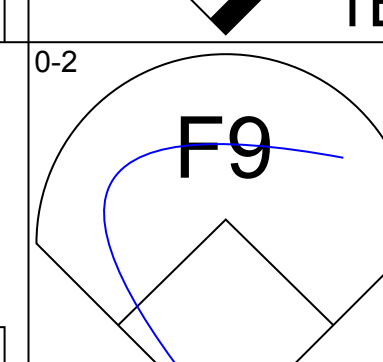
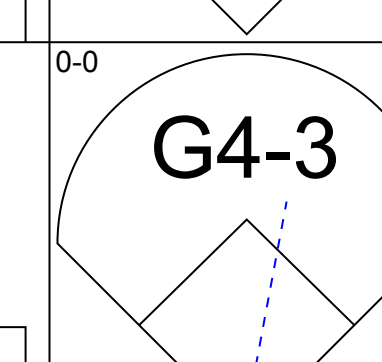
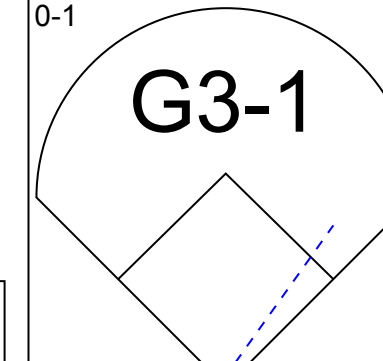
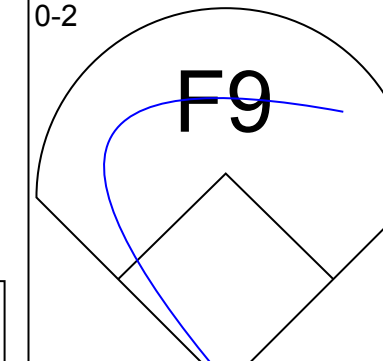
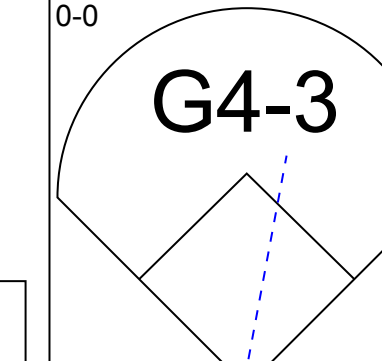
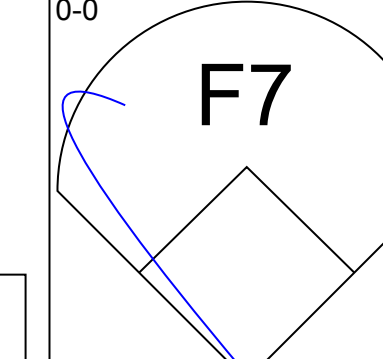
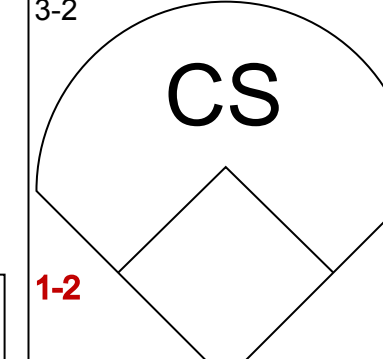
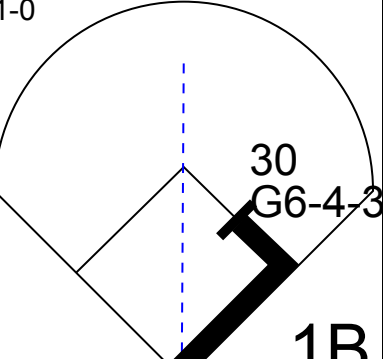
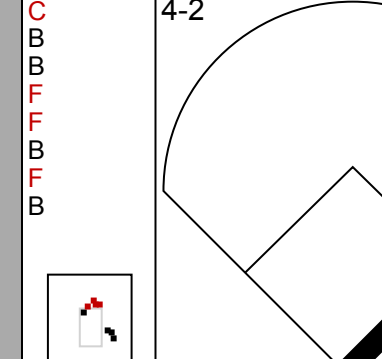
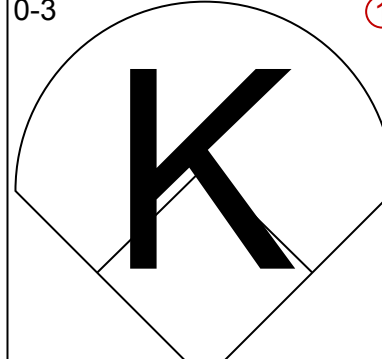
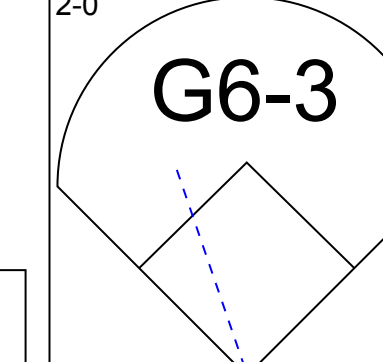
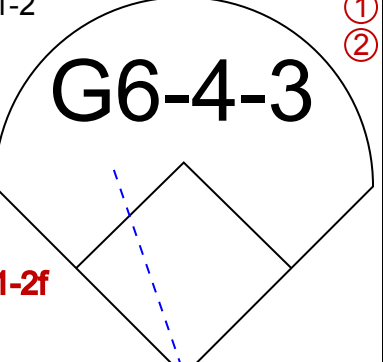
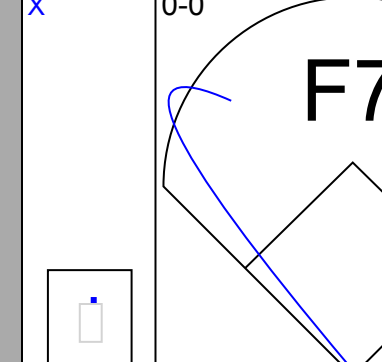
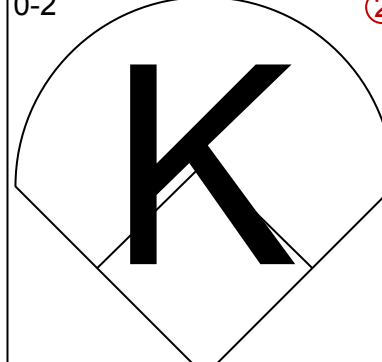
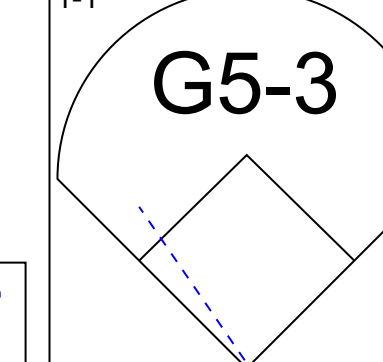
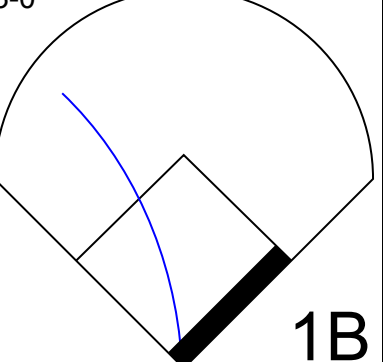
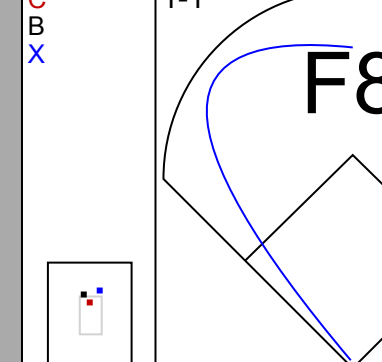
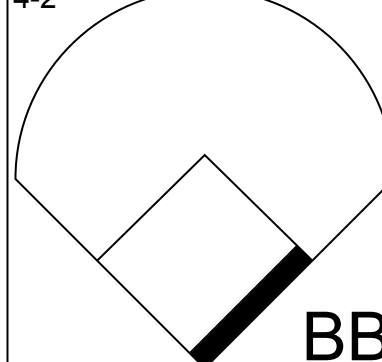
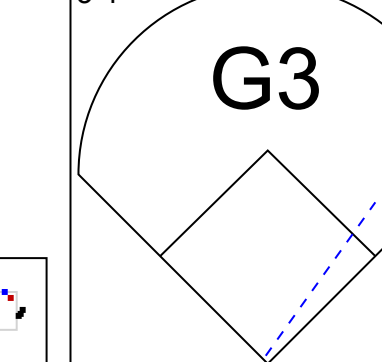
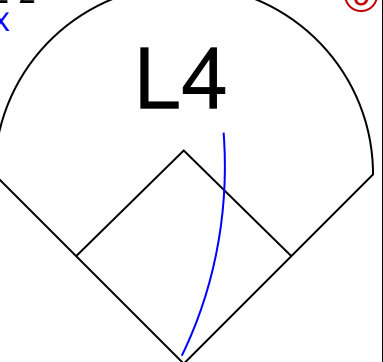
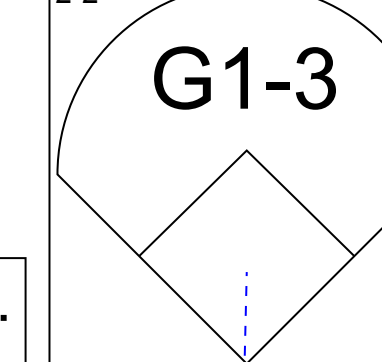

Batter	1	2	3	4	5	6	7	8	9	AB	R	H	RBI	BB	SO	LOB	TOP						
3 Reed Johnson, R OBP: 0.411, SLG: 0.515										5	0	1	0	0	2	3							
Frank Catalanotto, L OBP: 0.362, SLG: 0.453										5	1	1	0	0	0	1							
10 Vernon Wells, R OBP: 0.380, SLG: 0.585										5	0	3	0	0	0	1							
25 Troy Glaus, R OBP: 0.369, SLG: 0.543										3	0	0	0	1	0	3							
17 Lyle Overbay, L OBP: 0.365, SLG: 0.510										3	2	3	1	1	0	0							
15 Alex Rios, R OBP: 0.365, SLG: 0.526										4	1	2	1	0	1	4							
Bengie Molina, R OBP: 0.316, SLG: 0.423										4	0	1	1	0	1	1							
2 Aaron Hill, R OBP: 0.352, SLG: 0.382										4	0	1	0	0	0	1							
6 John McDonald, R OBP: 0.271, SLG: 0.305										4	0	1	1	0	1	3							
Inning Stats	R: 0 E: 0 K: 1 S: 15	H: 1 LOB: 3 BB: 2 P: 25	R: 0 E: 0 K: 1 S: 7	H: 0 LOB: 0 BB: 0 P: 10	R: 0 E: 0 K: 0 S: 8	H: 1 LOB: 0 BB: 0 P: 12	R: 1 E: 0 K: 0 S: 15	H: 4 LOB: 3 BB: 0 P: 22	R: 1 E: 0 K: 1 S: 13	H: 3 LOB: 1 BB: 0 P: 20	R: 0 E: 0 K: 1 S: 11	H: 0 LOB: 0 BB: 0 P: 15	R: 0 E: 0 K: 0 S: 8	H: 1 LOB: 1 BB: 0 P: 10	R: 2 E: 1 K: 0 S: 9	H: 3 LOB: 2 BB: 0 P: 17	R: 0 E: 0 K: 1 S: 9	H: 0 LOB: 0 BB: 0 P: 13	1B: 12 2B: 1 3B: 0 HR: 0	SF: 0 SAC: 0 DP: 2 HBP: 0	WP: 0 PB: 0 SB: 0 CS: 1	PA: 40	
PITCHER	IP	WLS	BF	H	R	ER	SO	BB	IBB	HBP	BLK	WP	HR	S	P	ERA	WHIP						
Jae Weong Seo, R ERA: 5.08	(1, 1)	7.0		31	10	2	2	4	2	0	0	0	0	0	77	114	2.57	1.714					
Brian Meadows, R ERA: 4.25	(8, 1)	1.0	L	5	3	2	2	0	0	0	0	0	0	9	17	18.00	3.000						
Dan Miceli, R ERA: 5.17	(9, 1)	1.0		3	0	0	0	1	0	0	0	0	0	9	13	0.00	0.000						

Toronto Blue Jays @ Tampa Bay Devil Rays
Tropicana Field, St. Petersburg, FL
Tue Aug 15 2006, 7:15 PM EDT
Att. 9,217 - Dome - 72 F

livebaseballscores.com

AB 37
R 4
H 13
RBI 4
BB 2
SO 5
LOB 17




Batter	1	2	3	4	5	6	7	8	9	AB	R	H	RBI	BB	SO	LOB	BOTTOM						
2 B.J. Upton, R OBP: 0.231, SLG: 0.240										4	1	1	0	0	0	0							
5 Rocco Baldelli, R OBP: 0.327, SLG: 0.450										3	0	1	1	0	2	0							
13 Carl Crawford, L OBP: 0.351, SLG: 0.497										3	1	2	0	1	0	0							
14 Greg Norton, S OBP: 0.356, SLG: 0.512										3	1	2	2	0	0	2							
Damon Hollins, R OBP: 0.264, SLG: 0.419										1	0	0	0	0	1	2							
Travis Lee, L OBP: 0.298, SLG: 0.349										4	0	0	0	0	1	3							
3 Jorge Cantu, R OBP: 0.303, SLG: 0.394										3	0	1	0	1	1	0							
30 Dioner Navarro, S OBP: 0.333, SLG: 0.341										4	0	0	0	0	1	2							
31 Jonny Gomes, R OBP: 0.319, SLG: 0.431										3	0	1	0	1	0	1							
18 Ben Zobrist, S OBP: 0.234, SLG: 0.333										4	0	0	0	0	1	2							
Inning Stats	R: 2 E: 0 K: 1 S: 11	H: 2 LOB: 0 BB: 0 P: 14	R: 0 E: 0 K: 0 S: 4	H: 0 LOB: 0 BB: 0 P: 7	R: 0 E: 0 K: 1 S: 9	H: 0 LOB: 0 BB: 0 P: 15	R: 0 E: 0 K: 0 S: 11	H: 1 LOB: 0 BB: 0 P: 17	R: 0 E: 0 K: 0 S: 10	H: 2 LOB: 1 BB: 0 P: 20	R: 0 E: 0 K: 0 S: 10	H: 1 LOB: 1 BB: 0 P: 16	R: 0 E: 0 K: 1 S: 12	H: 0 LOB: 0 BB: 1 P: 18	R: 1 E: 0 K: 1 S: 14	H: 2 LOB: 2 BB: 1 P: 25	R: 0 E: 0 K: 3 S: 13	H: 0 LOB: 1 BB: 1 P: 20	1B: 6 2B: 2 3B: 0 HR: 1	SF: 0 SAC: 0 DP: 2 HBP: 1	WP: 0 PB: 0 SB: 0 CS: 1	PA: 37	
PITCHER	IP	WLS	BF	H	R	ER	SO	BB	IBB	HBP	BLK	WP	HR	S	P	ERA	WHIP						
32 Roy Halladay, R ERA: 3.2	(1, 1)	7.0	W	26	6	2	2	3	1	0	1	0	0	0	70	107	2.57	1.000					
49 Jeremy Accardo, R ERA: 4.25	(8, 1)	0.1	H	3	2	1	1	0	0	0	0	0	0	9	14	27.00	6.000						
Scott Schoeneweis, L ERA: 0.51	(8, 1)	0.0		1	0	0	0	0	1	0	0	0	0	4	4	∞	∞						
22 Brandon League, R ERA: 2.29	(8, 1)	0.2	H	2	0	0	0	1	0	0	0	0	0	5	7	0.00	0.000						
52 B.J. Ryan, L ERA: 1.41	(9, 1)	1.0	S	4	0	0	0	3	1	0	0	0	0	13	20	0.00	1.000						

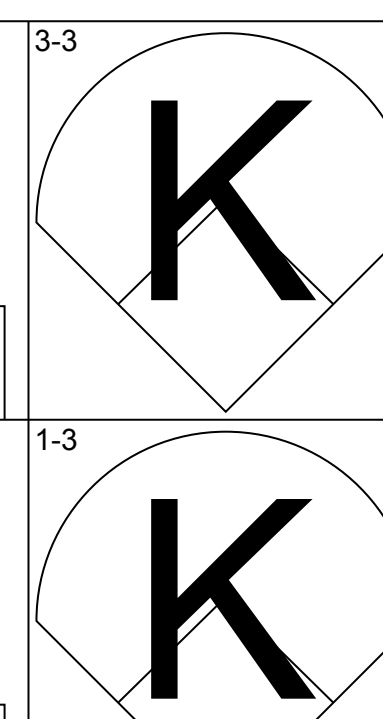
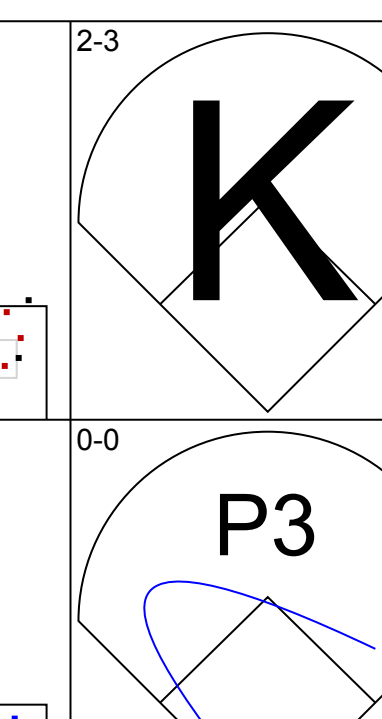
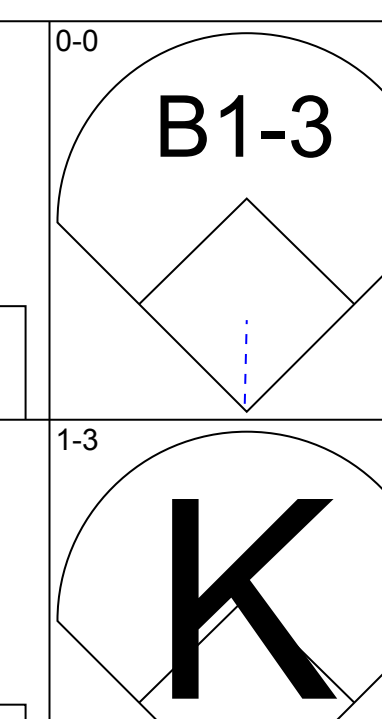
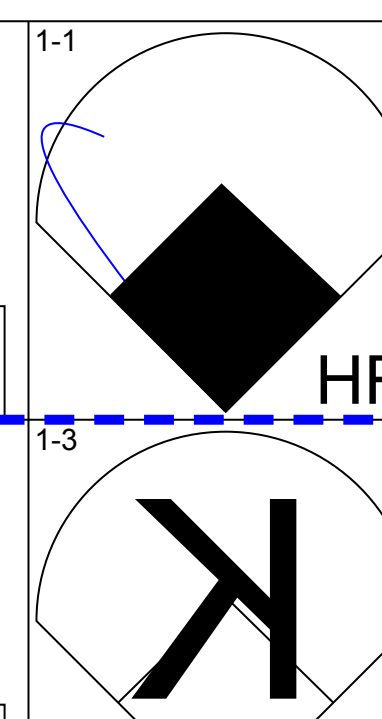
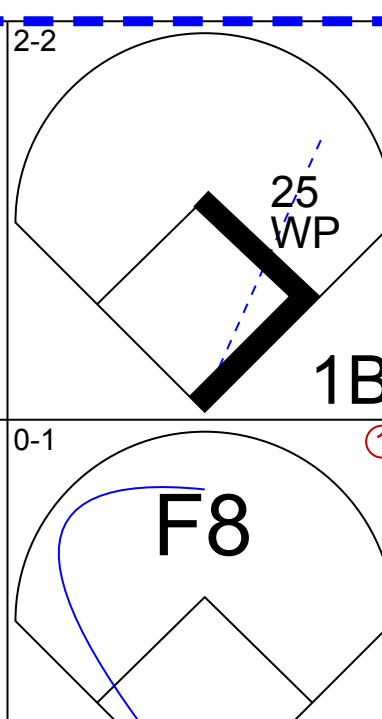
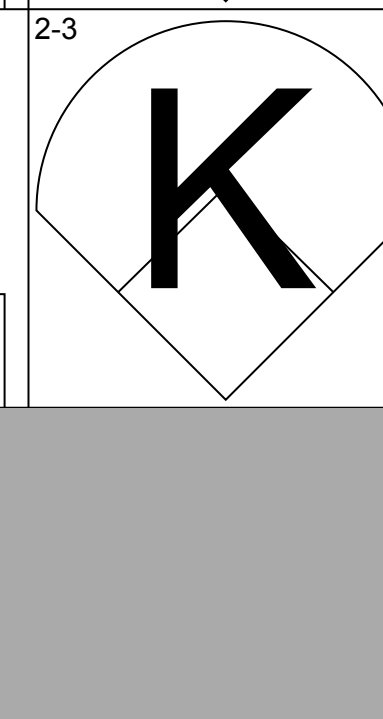
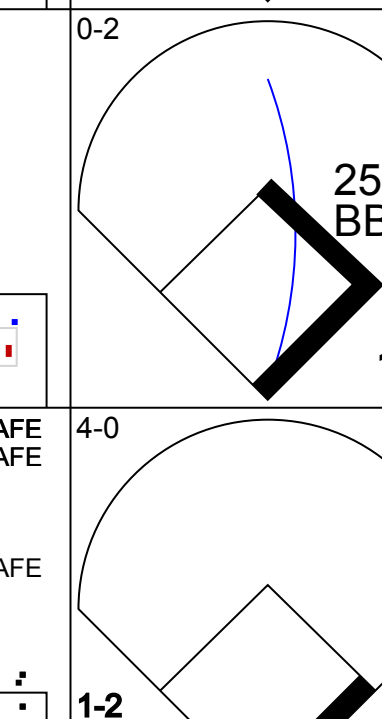


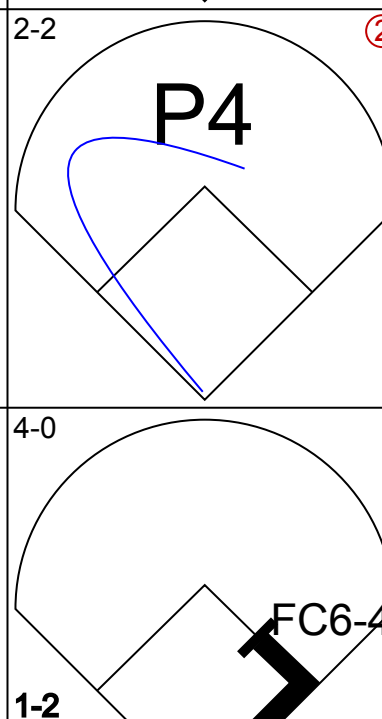

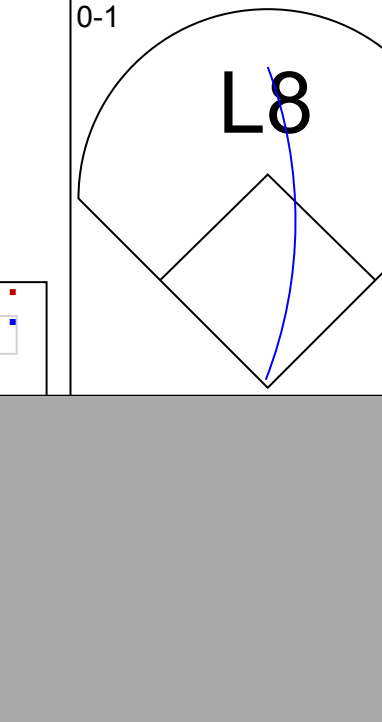
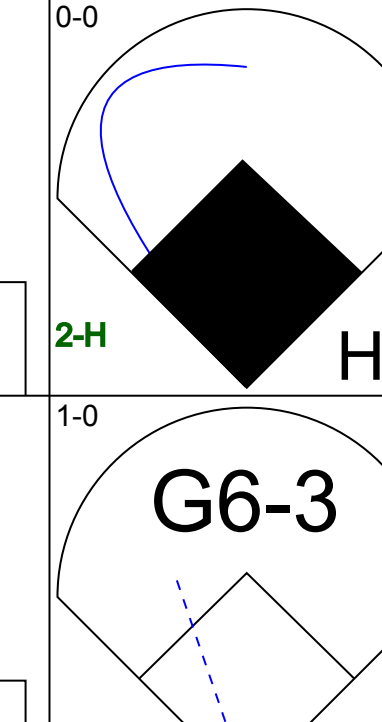
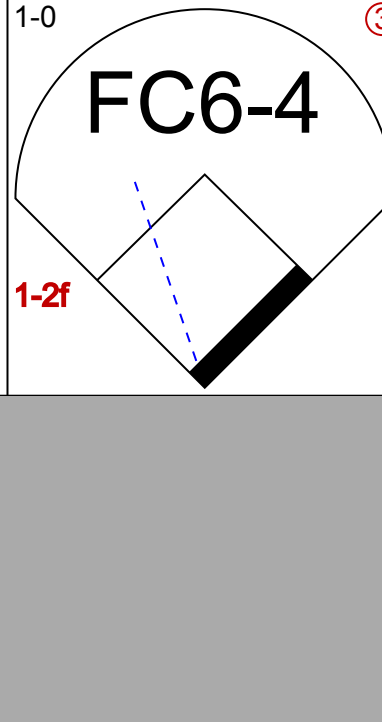
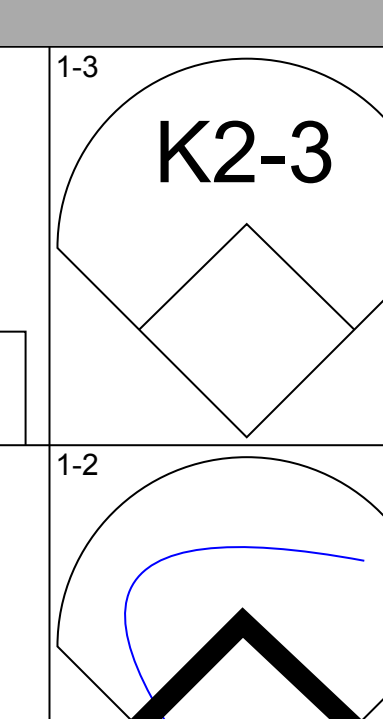
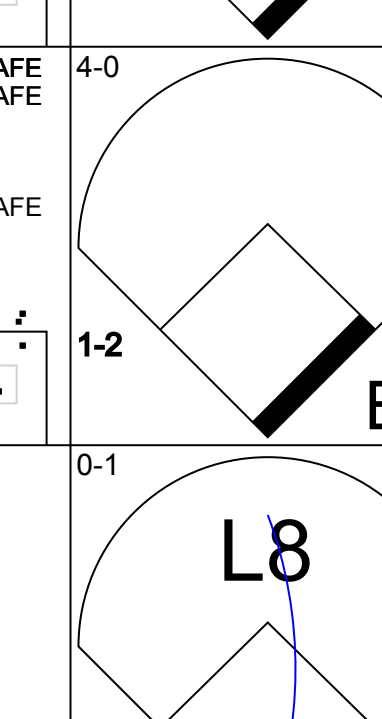
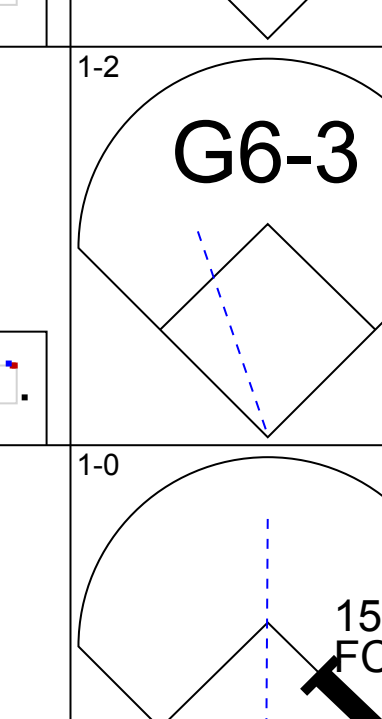
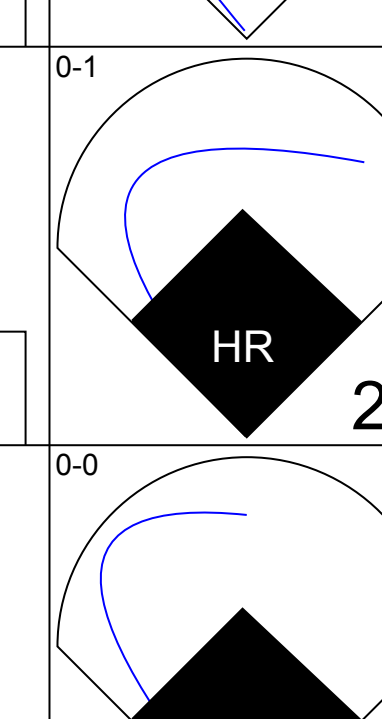
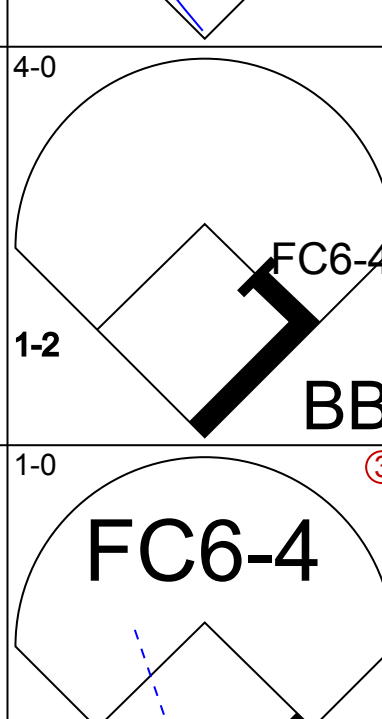
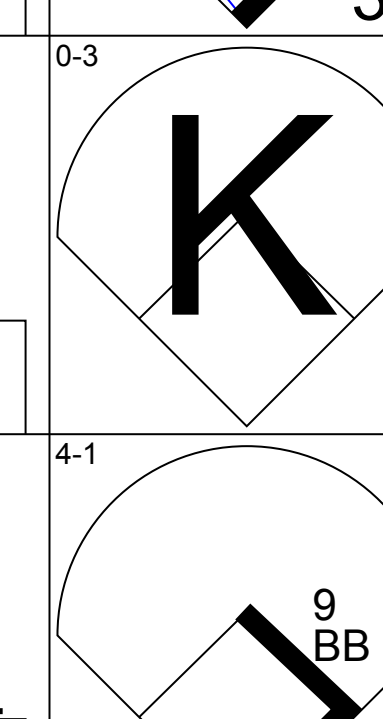

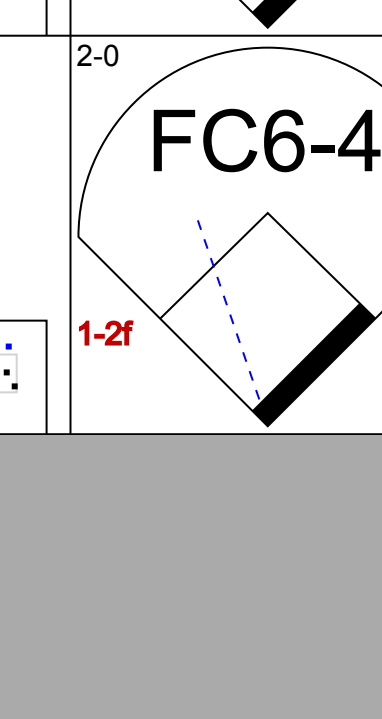
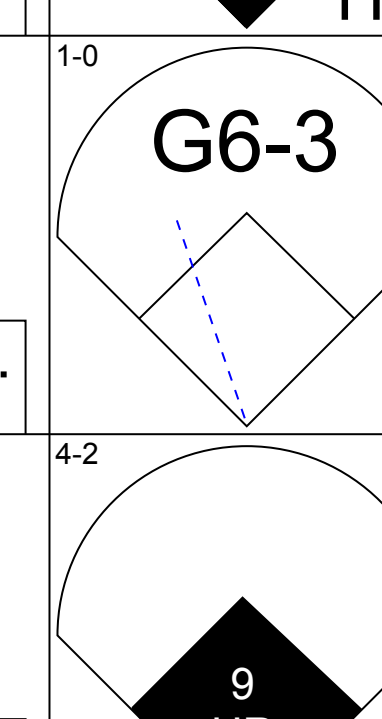

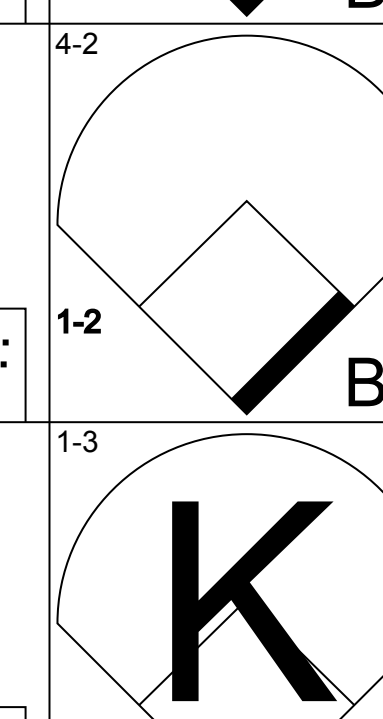
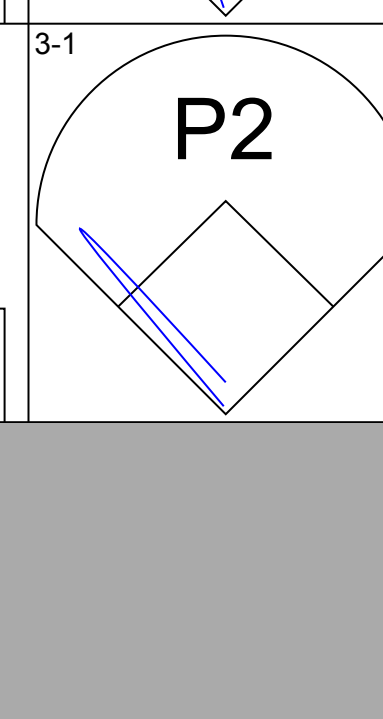
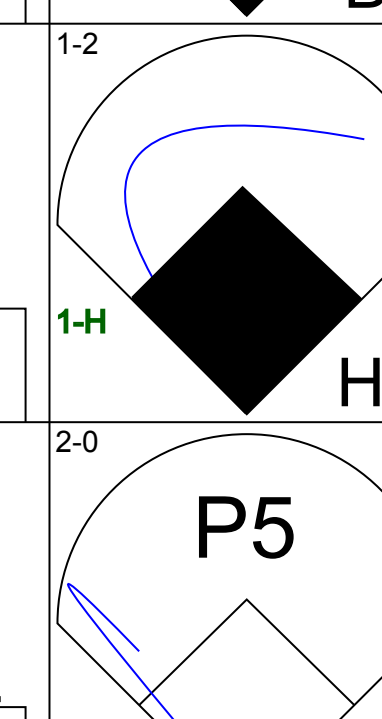
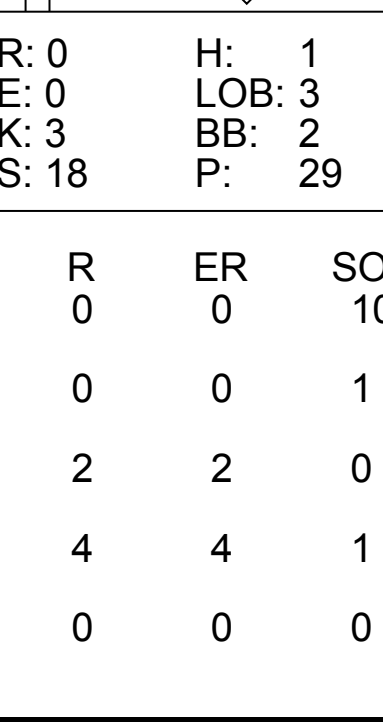
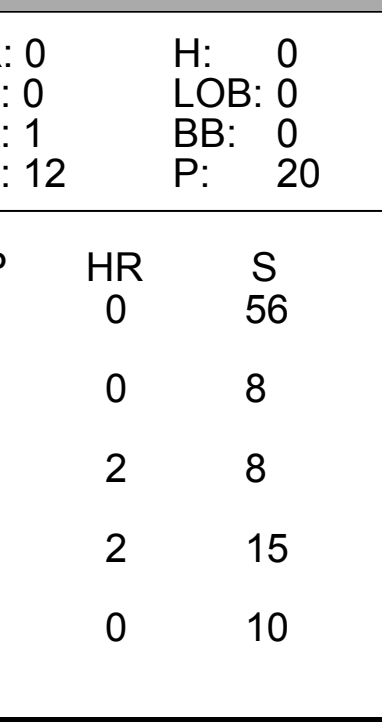
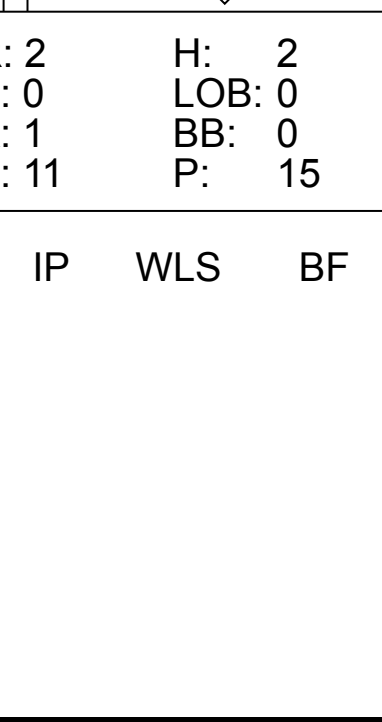
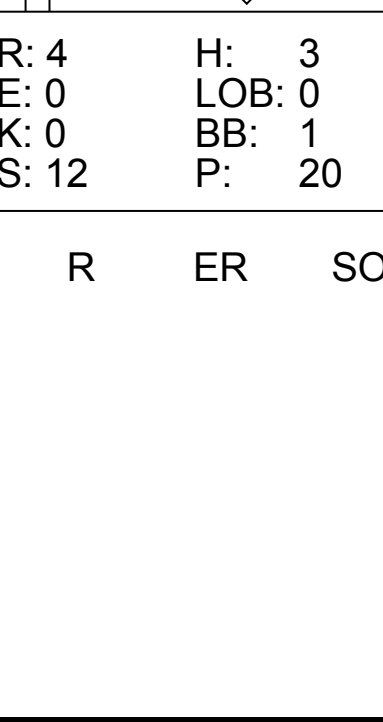
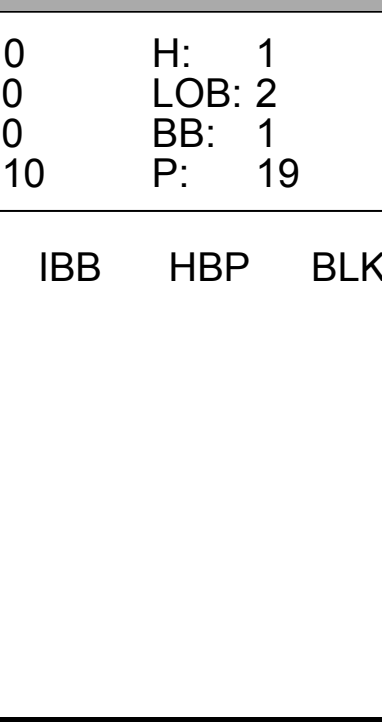


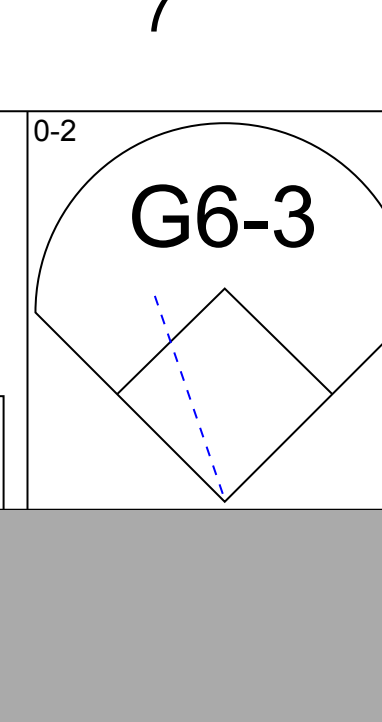
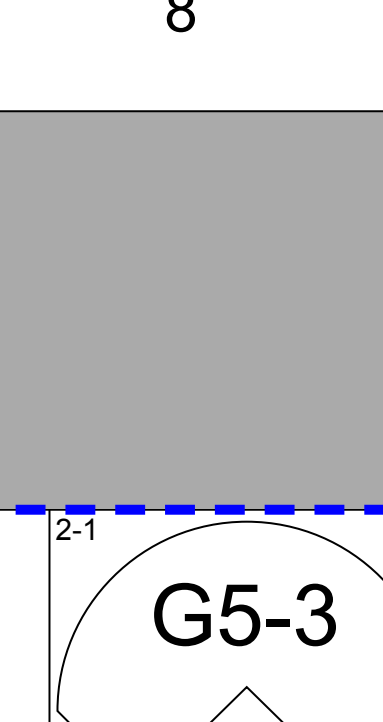




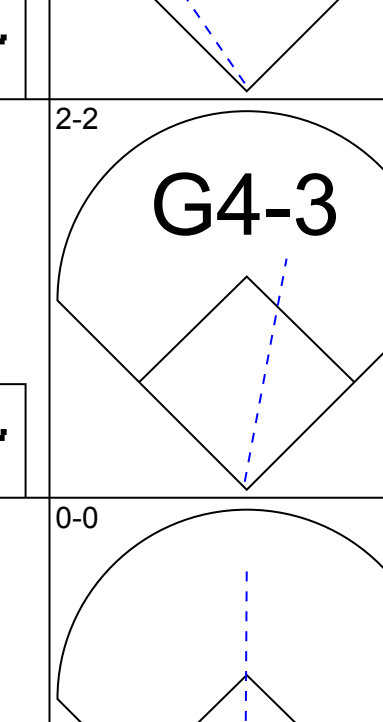
Toronto Blue Jays @ Tampa Bay Devil Rays
Tropicana Field, St. Petersburg, FL
Tue Aug 15 2006, 7:15 PM EDT
Att. 9,217 - Dome - 72 F

livebaseballscores.com

AB 32
R 3
H 8
RBI 3
BB 3
SO 7
LOB 12




Batter	1	2	3	4	5	6	7	8	9	AB	R	H	RBI	BB	SO	LOB	TOP								
3 Reed Johnson, R OBP: 0.406, SLG: 0.509	F7			K2-3	K		K			4	0	0	0	0	3	4	Toronto Blue Jays @ Tampa Bay Devil Rays Tropicana Field, St. Petersburg, FL Wed Aug 16 2006, 7:15 PM EDT Att: 8,195 - Dome - 72 F								
Frank Catalanotto, L OBP: 0.394, SLG: 0.457	K			25 BB 1B	E4 1-H 2B		G4-3			4	0	2	2	0	1	2									
10 Vernon Wells, R OBP: 0.379, SLG: 0.581	P6			K	P3			17 G4-6-3 HBP		3	0	0	0	0	1	2									
25 Troy Glaus, R OBP: 0.368, SLG: 0.539		F8		4-1 SAFE BB		L8		K		3	0	0	0	1	1	1									
17 Lyle Overbay, L OBP: 0.362, SLG: 0.506	F7			0-3 K		G3-1		G4-6-3 1-2		4	0	0	0	0	1	3									
15 Alex Rios, R OBP: 0.381, SLG: 0.519	K				G6-3	K			F8	4	0	0	0	0	2	0									
Bengie Molina, R OBP: 0.316, SLG: 0.431			G6-3		2-2 HR		G4-3		F7	3	1	1	1	0	0	0									
9 Gregg Zaun, S OBP: 0.362, SLG: 0.429				L7	E5 6 1B E					1	0	0	0	0	0	0									
2 Aaron Hill, R OBP: 0.352, SLG: 0.382							6 1B			3	1	1	0	0	0	0									
Ryan Roberts, R OBP: 0.154, SLG: 0.333									BB	0	0	0	0	1	0	0									
6 John McDonald, R OBP: 0.276, SLG: 0.310	F9				3-2 E 1B		3-2 1B		P3	4	1	2	0	0	0	1									
Inning Stats	R: 0 E: 0 K: 1 S: 5	H: 0 LOB: 0 BB: 0 P: 10	R: 0 E: 0 K: 1 S: 8	H: 0 LOB: 0 BB: 0 P: 16	R: 0 E: 0 K: 0 S: 4	H: 0 LOB: 0 BB: 0 P: 9	R: 0 E: 0 K: 3 S: 17	H: 1 LOB: 2 BB: 1 P: 23	R: 3 E: 2 K: 1 S: 19	H: 3 LOB: 1 BB: 0 P: 29	R: 0 E: 0 K: 1 S: 7	H: 0 LOB: 0 BB: 0 P: 12	R: 0 E: 0 K: 1 S: 16	H: 2 LOB: 2 BB: 0 P: 27	R: 0 E: 0 K: 1 S: 8	H: 0 LOB: 0 BB: 0 P: 13	R: 0 E: 0 K: 0 S: 17	H: 0 LOB: 1 BB: 1 P: 29	1B: 4 2B: 1 3B: 0 HR: 1	SF: 0 SAC: 0 DP: 1 HBP: 1	WP: 0 PB: 0 SB: 0 CS: 0	PA: 36			
PITCHER	IP	WLS	BF	H	R	ER	SO	BB	IBB	HBP	BLK	WP	HR	S	P	ERA	WHIP								
33 James Shields, R ERA: 4.75	6.0	W	24	4	3	1	7	1	0	0	0	0	1	60	99	1.50	0.833								
22 Shawn Camp, R ERA: 4.53	0.2		4	2	0	0	1	0	0	0	0	0	0	13	22	0.00	3.000								
52 Jon Switzer, L ERA: 5.82	0.1		1	0	0	0	0	0	0	0	0	0	0	3	5	0.00	0.000								
54 Chad Orvella, R ERA: 7.36	1.0		3	0	0	0	1	0	0	1	0	0	0	8	13	0.00	0.000								
37 Seth McClung, R ERA: 6.6	1.0		4	0	0	0	0	1	0	0	0	0	0	17	29	0.00	1.000								
Batter	1	2	3	4	5	6	7	8	9	AB	R	H	RBI	BB	SO	LOB	BOTTOM								
2 B.J. Upton, R OBP: 0.228, SLG: 0.236	F7	F9		F8		13 1B 31 SF7 5 1B		G6-3		5	1	1	0	0	0	3	Toronto Blue Jays @ Tampa Bay Devil Rays Tropicana Field, St. Petersburg, FL Wed Aug 16 2006, 7:15 PM EDT Att: 8,195 - Dome - 72 F								
5 Rocco Baldelli, R OBP: 0.324, SLG: 0.444	G6-3	G4-3		K		3 S 3 SF8 13 1B		L8		5	1	1	1	0	1	3									
13 Carl Crawford, L OBP: 0.356, SLG: 0.499	31 2B HBP		G3			3 S 3 SF8 13 1B			3-2 1B	4	1	3	1	0	0	0									
31 Jonny Gomes, R OBP: 0.320, SLG: 0.432	3 2B 2B					3 S 3 SF8 13 1B			SF7	3	1	1	2	0	2	2									
3 Jorge Cantu, R OBP: 0.303, SLG: 0.396	HR 2B		F7			3 S 3 SF8 13 1B			SF8	3	1	1	2	0	0	2									
Damon Hollins, R OBP: 0.267, SLG: 0.429	HR		G4-3			3 S 3 SF8 13 1B			F8	3	1	1	2	1	0	2									
Travis Lee, L OBP: 0.298, SLG: 0.347	F7			18 FC1-5 30 1B	F8		F8			4	0	1	0	0	0	2									
30 Dioner Navarro, S OBP: 0.342, SLG: 0.350				2 F8 18 FC1-5 1B		2 1B 5 1B 18 1B		F8		4	1	3	0	0	0	0									
18 Ben Zobrist, S OBP: 0.235, SLG: 0.327		P3		1-2 2-3	FC1-5	5 1B 2 1B 13 1B			K	4	1	1	0	0	1	3									
Inning Stats	R: 4 E: 0 K: 0 S: 21	H: 3 LOB: 0 BB: 0 P: 31	R: 0 E: 0 K: 0 S: 12	H: 1 LOB: 1 BB: 0 P: 18	R: 0 E: 0 K: 0 S: 11	H: 0 LOB: 1 BB: 0 P: 18	R: 0 E: 0 K: 1 S: 12	H: 2 LOB: 2 BB: 0 P: 16	R: 0 E: 0 K: 1 S: 11	H: 1 LOB: 2 BB: 1 P: 17	R: 4 E: 0 K: 0 S: 17	H: 5 LOB: 1 BB: 0 P: 25	R: 0 E: 0 K: 1 S: 9	H: 0 LOB: 0 BB: 0 P: 15	R: 0 E: 0 K: 1 S: 9	H: 1 LOB: 1 BB: 0 P: 14		1B: 10 2B: 2 3B: 0 HR: 1	SF: 2 SAC: 0 DP: 0 HBP: 2	WP: 0 PB: 0 SB: 4 CS: 0	PA: 40				
PITCHER	IP	WLS	BF	H	R	ER	SO	BB	IBB	HBP	BLK	WP	HR	S	P	ERA	WHIP								
Ted Lilly, L ERA: 4.26	5.0	L	27	9	6	6	2	0	0	0	0	0	1	70	103	10.80	1.800								
54 Jason Frasor, R ERA: 5.56	0.0		2	2	0	0	0	0	0	0	0	0	0	3	6	∞	∞								
56 Brian Tallet, L ERA: 4.14	1.0		4	1	2	2	0	0	0	0	0	0	0	11	16	18.00	1.000								
40 Dustin McGowan, R ERA: 8.31	2.0		7	1	0	0	2	0	0	0	0	0	0	18	29	0.00	0.500								

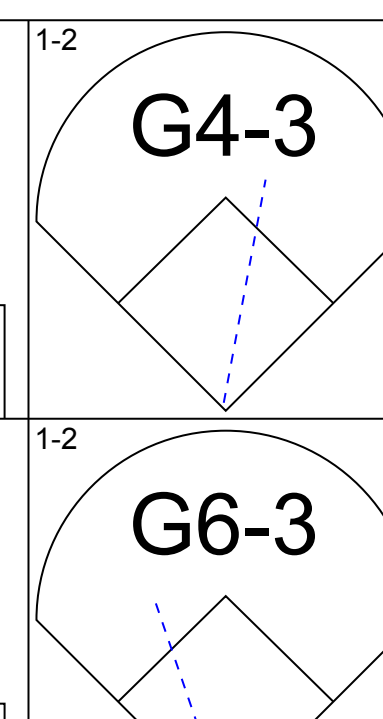
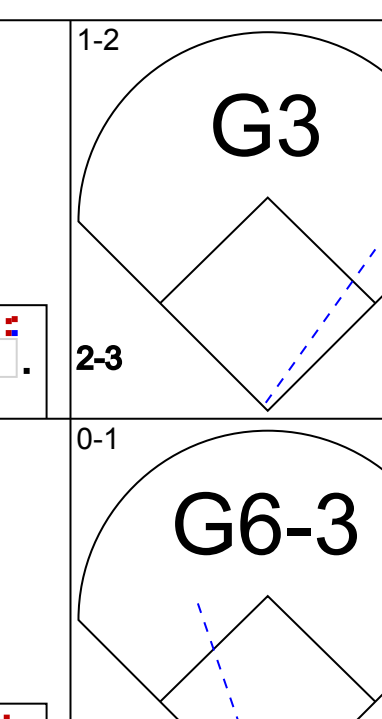
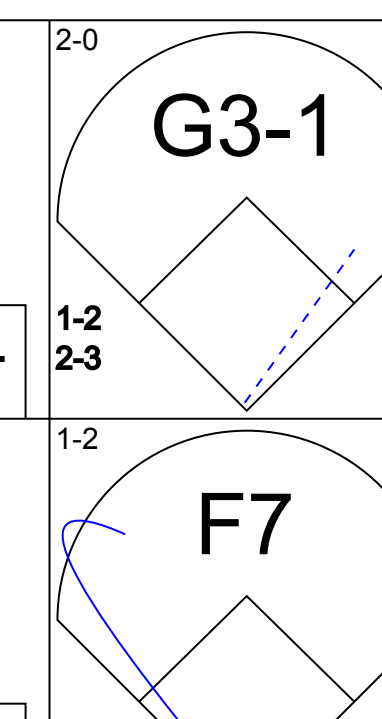
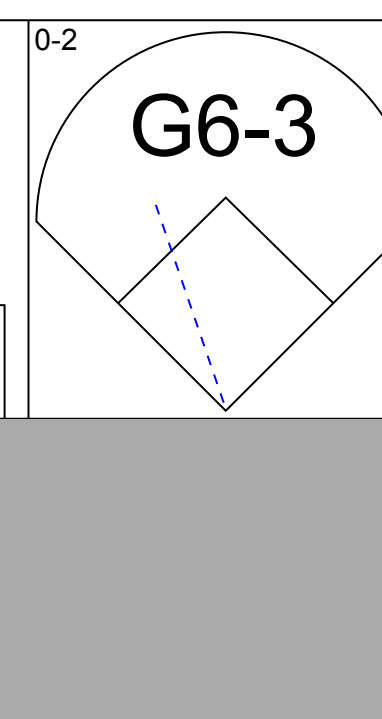








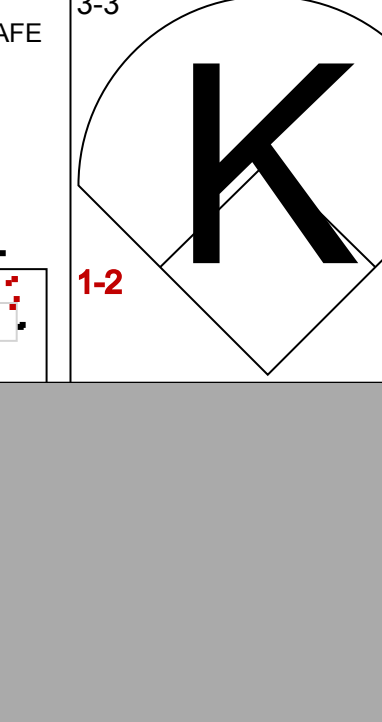

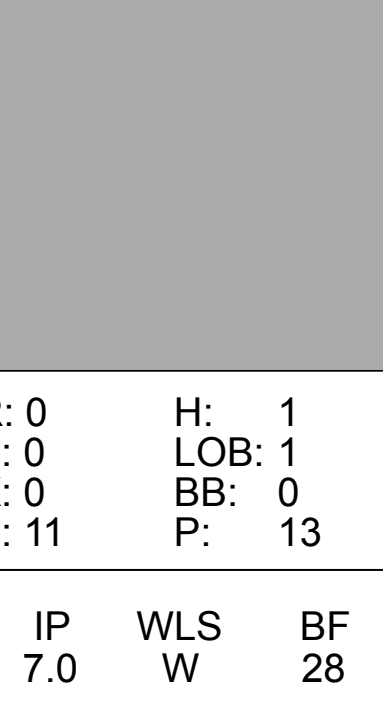

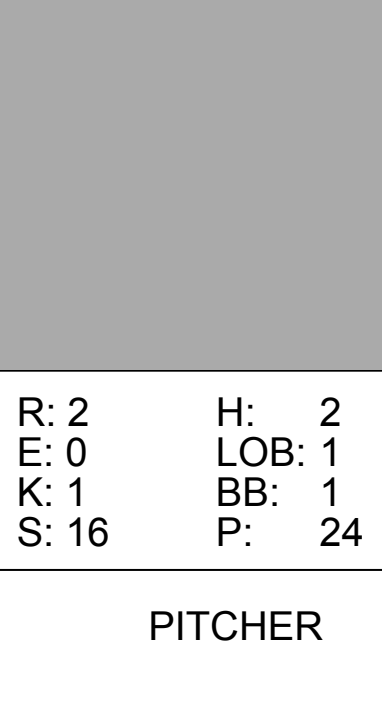
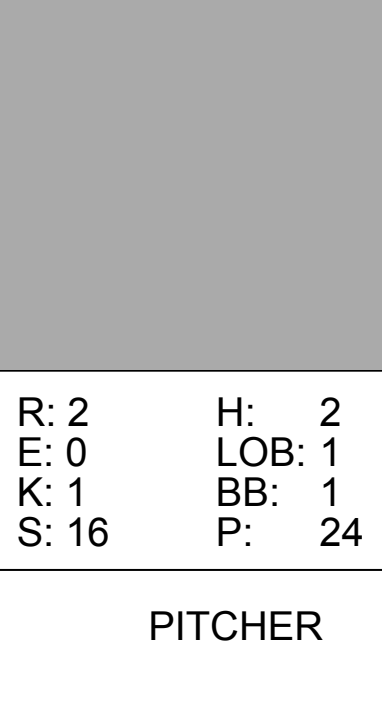
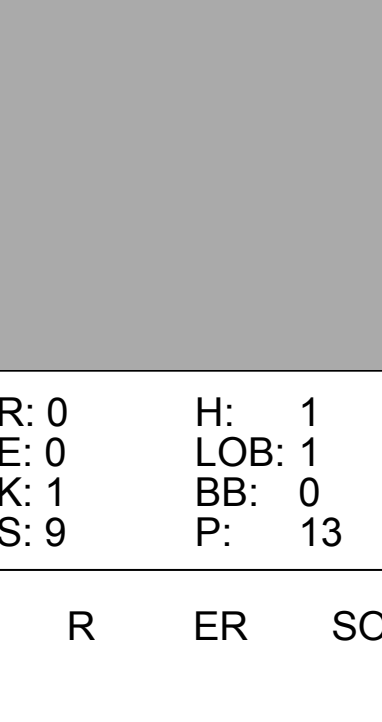





Batter	1	2	3	4	5	6	7	8	9	AB	R	H	RBI	BB	SO	LOB	TOP			
3 Reed Johnson, R OBP: 0.406, SLG: 0.516											5	1	2	1	0	2	0			
2 Aaron Hill, R OBP: 0.348, SLG: 0.377											5	0	0	0	0	3	1			
10 Vernon Wells, R OBP: 0.377, SLG: 0.577										5	0	1	0	0	2	1				
25 Troy Glaus, R OBP: 0.370, SLG: 0.540										3	1	1	0	2	1	0				
Bengie Molina, R OBP: 0.320, SLG: 0.450										5	1	3	2	0	0	4				
15 Alex Rios, R OBP: 0.357, SLG: 0.513										4	0	0	0	0	2	2				
17 Lyle Overbay, L OBP: 0.365, SLG: 0.512										2	2	1	1	2	0	0				
9 Gregg Zaun, S OBP: 0.364, SLG: 0.442										3	1	1	2	1	0	0				
6 John McDonald, R OBP: 0.270, SLG: 0.303										4	0	0	0	0	2	3				
Inning Stats	R: 0 E: 0 K: 3 S: 10	H: 0 LOB: 0 BB: 0 P: 16	R: 0 E: 0 K: 3 S: 18	H: 1 LOB: 3 BB: 2 P: 29	R: 0 E: 0 K: 1 S: 9	H: 1 LOB: 2 BB: 1 P: 15	R: 0 E: 0 K: 1 S: 12	H: 0 LOB: 0 BB: 0 P: 20	R: 0 E: 0 K: 2 S: 7	H: 1 LOB: 1 BB: 0 P: 9	R: 2 E: 0 K: 1 S: 11	H: 2 LOB: 0 BB: 0 P: 15	R: 4 E: 0 K: 0 S: 12	H: 3 LOB: 0 BB: 1 P: 20	R: 0 E: 0 K: 0 S: 10	H: 1 LOB: 2 BB: 1 P: 19	1B: 3 2B: 1 3B: 1 HR: 4	SF: 0 SAC: 0 DP: 0 HBP: 0	WP: 1 PB: 0 CS: 0	PA: 41
PITCHER	IP	WLS	BF	H	R	ER	SO	BB	IBB	HBP	BLK	WP	HR	S	P	ERA	WHIP			
19 Scott Kazmir, L ERA: 3.31	5.0		20	2	0	0	10	3	0	0	0	0	0	56	89	0.00	1.000			
22 Shawn Camp, R ERA: 4.45	1.0	B	4	1	0	0	1	0	0	0	0	0	0	8	12	0.00	1.000			
52 Jon Switzer, L ERA: 6.62	0.2	B	4	2	2	0	0	0	0	0	0	0	2	8	11	27.00	3.000			
Brian Meadows, R ERA: 4.86	1.1	L	8	3	4	4	1	1	0	0	0	0	2	15	24	27.00	3.000			
Dan Miceli, R ERA: 4.66	1.0		5	1	0	0	0	1	0	0	0	1	0	10	19	0.00	2.000			

Toronto Blue Jays @ Tampa Bay Devil Rays
Tropicana Field, St. Petersburg, FL
Thu Aug 17 2006, 7:15 PM EDT
Att: 10,770 - Dome - 72 F

livebaseballscorecards.com

AB 36
R 6
H 9
RBI 6
BB 5
SO 12
LOB 11



Batter	1	2	3	4	5	6	7	8	9	AB	R	H	RBI	BB	SO	LOB	BOTTOM			
2 B.J. Upton, R OBP: 0.224, SLG: 0.232										1	0	0	0	0	0	0				
18 Ben Zobrist, S OBP: 0.222, SLG: 0.308										3	0	0	0	0	0	3				
5 Rocco Baldelli, R OBP: 0.319, SLG: 0.436										4	0	0	0	0	0	3				
13 Carl Crawford, L OBP: 0.359, SLG: 0.501										4	1	3	0	0	0	0				
Travis Lee, L OBP: 0.300, SLG: 0.347										3	1	1	0	1	0	2				
30 Dioner Navarro, S OBP: 0.340, SLG: 0.348										4	0	1	1	0	1	2				
3 Jorge Cantu, R OBP: 0.299, SLG: 0.391										4	0	0	1	0	1	2				
Russell Branyan, L OBP: 0.295, SLG: 0.493										2	0	0	0	1	1	1				
Damon Hollins, R OBP: 0.266, SLG: 0.428										1	0	0	0	0	0	0				
31 Jonny Gomes, R OBP: 0.324, SLG: 0.433										2	0	1	0	1	0	0				
Tomas Perez, S OBP: 0.232, SLG: 0.298										3	0	0	0	0	0	3				
Inning Stats	R: 0 E: 0 K: 0 S: 11	H: 1 LOB: 1 BB: 0 P: 13	R: 0 E: 0 K: 0 S: 7	H: 0 LOB: 0 BB: 0 P: 8	R: 0 E: 0 K: 0 S: 7	H: 0 LOB: 1 BB: 0 P: 9	R: 0 E: 0 K: 0 S: 7	H: 1 LOB: 1 BB: 0 P: 12	R: 0 E: 0 K: 0 S: 11	H: 0 LOB: 2 BB: 2 P: 22	R: 2 E: 0 K: 1 S: 16	H: 2 LOB: 0 BB: 1 P: 24	R: 0 E: 0 K: 1 S: 9	H: 1 LOB: 1 BB: 0 P: 13	R: 0 E: 0 K: 1 S: 8	H: 1 LOB: 0 BB: 0 P: 10	1B: 6 2B: 1 3B: 0 HR: 0	SF: 0 SAC: 1 DP: 1 HBP: 1	WP: 0 PB: 0 SB: 4 CS: 1	PA: 36
PITCHER	IP	WLS	BF	H	R	ER	SO	BB	IBB	HBP	BLK	WP	HR	S	P	ERA	WHIP			
34 A.J. Burnett, R ERA: 4.29	7.0	W	28	4	2	2	1	0	0	0	0	0	0	70	103	2.57	1.000			
22 Brandon League, R ERA: 2.06	2.0		8	2	0	0	2	0	0	0	0	0	0	17	23	0.00	1.000			

Toronto Blue Jays @ Tampa Bay Devil Rays
Tropicana Field, St. Petersburg, FL
Thu Aug 17 2006, 7:15 PM EDT
Att: 10,770 - Dome - 72 F

livebaseballscorecards.com

AB 31
R 2
H 6
RBI 2
BB 3
SO 3
LOB 16



Batter	1	2	3	4	5	6	7	8	9	AB	R	H	RBI	BB	SO	LOB	TOP																					
3 Reed Johnson, R OBP: 0.402, SLG: 0.510	F9		K			L9		G6-3		4	0	0	0	0	1	1	Toronto Blue Jays @ Baltimore Orioles Oriole Park at Camden Yards, Baltimore, MD Fri Aug 18 2006, 7:05 PM EDT Att: 22,679 - Partly Cloudy - 85 F																					
Frank Catalanotto, L OBP: 0.395, SLG: 0.456	G4-3		G6-3			F8		BB		3	0	1	0	1	0	1																						
10 Vernon Wells, R OBP: 0.376, SLG: 0.581	G4-3			G5-3		HR		G5-3		4	1	1	1	0	0	2																						
25 Troy Glaus, R OBP: 0.369, SLG: 0.545	K			F9		HR		F9		4	1	1	1	0	1	1																						
17 Lyle Overbay, L OBP: 0.364, SLG: 0.512		G4-3		2B		G4-3		L1		4	0	1	0	0	0	0																						
Bengie Molina, R OBP: 0.317, SLG: 0.444		K		F8				G1-3		4	0	0	0	0	2	1																						
9 Gregg Zaun, S OBP: 0.364, SLG: 0.441			K		G3					3	0	1	0	0	1	0																						
2 Aaron Hill, R OBP: 0.345, SLG: 0.374				G5-3		G4-3		G5-4-3		3	0	0	0	0	0	1																						
6 John McDonald, R OBP: 0.271, SLG: 0.303					G4-3			K		3	0	1	0	0	1	0																						
Inning Stats	R: 0 E: 0 K: 1 S: 10	H: 1 LOB: 1 BB: 0 P: 12	R: 0 E: 0 K: 2 S: 9	H: 0 LOB: 0 BB: 0 P: 14	R: 0 E: 0 K: 1 S: 9	H: 1 LOB: 1 BB: 0 P: 10	R: 0 E: 0 K: 0 S: 9	H: 1 LOB: 1 BB: 0 P: 12	R: 0 E: 0 K: 0 S: 8	H: 0 LOB: 0 BB: 0 P: 13	R: 2 E: 0 K: 0 S: 14	H: 2 LOB: 0 BB: 0 P: 20	R: 0 E: 0 K: 1 S: 7	H: 1 LOB: 0 BB: 0 P: 10	R: 0 E: 0 K: 1 S: 8	H: 0 LOB: 1 BB: 1 P: 15	R: 0 E: 0 K: 0 S: 6	H: 0 LOB: 0 BB: 0 P: 10	1B: 3 2B: 1 3B: 0 HR: 2	SF: 0 SAC: 0 DP: 1 HBP: 0	WP: 0 PB: 0 SB: 0 CS: 0	PA: 33																
PITCHER	IP	WLS	BF	H	R	ER	SO	BB	IBB	HBP	BLK	WP	HR	S	P	ERA	WHIP	PITCHER				IP	WLS	BF	H	R	ER	SO	BB	IBB	HBP	BLK	WP	HR	S	P	ERA	WHIP
34 Kris Benson, R ERA: 4.63	7.0	W	26	6	2	2	5	0	0	0	0	0	2	66	91	2.57	0.857					7.0	W	26	6	2	2	5	0	0	0	0	0	2	66	91	2.57	0.857
LaTroy Hawkins, R ERA: 4.64	1.0		4	0	0	0	1	1	0	0	0	0	0	8	15	0.00	1.000					1.0		4	0	0	0	1	1	0	0	0	0	8	15	0.00	1.000	
Todd Williams, R ERA: 4.73	1.0		3	0	0	0	0	0	0	0	0	0	0	6	10	0.00	0.000					1.0		3	0	0	0	0	0	0	0	0	6	10	0.00	0.000		

AB	32
R	2
H	6
RBI	2
BB	1
SO	6
LOB	7



Batter	1	2	3	4	5	6	7	8	9	AB	R	H	RBI	BB	SO	LOB	BOTTOM																					
1 Brian Roberts, S OBP: 0.371, SLG: 0.421	L9			F8			G4-3			4	1	1	0	0	0	0	Toronto Blue Jays @ Baltimore Orioles Oriole Park at Camden Yards, Baltimore, MD Fri Aug 18 2006, 7:05 PM EDT Att: 22,679 - Partly Cloudy - 85 F																					
21 Nick Markakis, L OBP: 0.386, SLG: 0.434	HR					G4-3		G4-3		4	2	3	0	0	0	0																						
6 Melvin Mora, R OBP: 0.354, SLG: 0.406	HR							1B		4	2	3	4	0	1	1																						
10 Miguel Tejada, R OBP: 0.381, SLG: 0.513	1B					G4-3		1B		4	1	3	1	0	0	0																						
Jeff Conine, R OBP: 0.333, SLG: 0.403	K					G6-3		1B		4	0	1	1	0	1	3																						
Kevin Millar, R OBP: 0.343, SLG: 0.379	1B			P4		K		1B		3	0	0	0	1	1	2																						
17 Corey Patterson, L OBP: 0.314, SLG: 0.421	1B			G3				L6		4	0	1	1	0	1	0																						
Fernando Tatis, R OBP: 0.324, SLG: 0.563				G1-3				G5-3		4	0	0	0	0	1	0																						
12 Brandon Fahey, L OBP: 0.336, SLG: 0.351				F9						0	0	0	0	0	0	0																						
55 Ramon Hernandez, R OBP: 0.327, SLG: 0.439								G6-3		4	1	1	0	0	1	0																						
Inning Stats	R: 3 E: 0 K: 1 S: 12	H: 4 LOB: 2 BB: 1 P: 21	R: 3 E: 0 K: 0 S: 19	H: 5 LOB: 1 BB: 0 P: 30	R: 0 E: 0 K: 0 S: 6	H: 0 LOB: 0 BB: 0 P: 13	R: 0 E: 0 K: 2 S: 9	H: 1 LOB: 1 BB: 0 P: 12	R: 0 E: 0 K: 1 S: 10	H: 0 LOB: 0 BB: 0 P: 14	R: 0 E: 0 K: 2 S: 9	H: 0 LOB: 0 BB: 0 P: 13	R: 1 E: 0 K: 0 S: 17	H: 3 LOB: 2 BB: 0 P: 25	R: 0 E: 0 K: 0 S: 5	H: 0 LOB: 0 BB: 0 P: 6	1B: 10 2B: 2 3B: 0 HR: 1	SF: 0 SAC: 0 DP: 1 HBP: 0	WP: 1 PB: 0 SB: 1 CS: 0	PA: 36																		
PITCHER	IP	WLS	BF	H	R	ER	SO	BB	IBB	HBP	BLK	WP	HR	S	P	ERA	WHIP	PITCHER				IP	WLS	BF	H	R	ER	SO	BB	IBB	HBP	BLK	WP	HR	S	P	ERA	WHIP
37 Scott Downs, L ERA: 4.82	1.1	L	13	9	6	6	1	0	0	0	0	0	0	18	31	0.00	0.375					1.1	L	13	9	6	6	1	0	0	0	0	0	18	31	0.00	0.375	
50 Davis Romero, L ERA: 5.25	2.0		6	0	0	0	3	0	0	0	0	0	0	19	27	0.00	0.000					2.0		6	0	0	0	3	0	0	0	0	19	27	0.00	0.000		
54 Jason Frasor, R ERA: 4.25	1.0		6	3	1	1	0	0	0	0	0	1	0	17	25	9.00	3.000					1.0		6	3	1	1	0	0	0	0	17	25	9.00	3.000			
49 Jeremy Accardo, R ERA: 4.17	1.0		3	0	0	0	0	0	0	0	0	0	0	5	6	0.00	0.000					1.0		3	0	0	0	0	0	0	0	5	6	0.00	0.000			

AB	35
R	7
H	13
RBI	7
BB	1
SO	6
LOB	6



Batter	1	2	3	4	5	6	7	8	9	AB	R	H	RBI	BB	SO	LOB	TOP			
3 Reed Johnson, R OBP: 0.401, SLG: 0.506										3	0	0	0	1	1	3	<p>Toronto Blue Jays @ Baltimore Orioles Oriole Park at Camden Yards, Baltimore, MD</p> <p>Sat Aug 19 2006, 4:35 PM EDT Att: 25,380 - Cloudy - 90 F</p> <p>livebaseballscores.com</p> <p>AB 31 R 0 H 5 RBI 0 BB 2 SO 10 LOB 15</p>			
Frank Catalanotto, L OBP: 0.393, SLG: 0.453										4	0	1	0	0	1	1				
17 Lyle Overbay, L OBP: 0.363, SLG: 0.510										2	0	0	0	0	2					
Jason Phillips, R OBP: 0.083, SLG: 0.083										2	0	0	0	0	0					
25 Troy Glaus, R OBP: 0.368, SLG: 0.542										2	0	0	0	1	1					
23 John Hattig, S										2	0	0	0	2	0					
Bengie Molina, R OBP: 0.319, SLG: 0.443										3	0	1	0	1	1	0				
9 Greg Zaun, S OBP: 0.382, SLG: 0.437										4	0	1	0	0	1	2				
15 Alex Rios, R OBP: 0.357, SLG: 0.512										3	0	1	0	0	1	1				
2 Aaron Hill, R OBP: 0.344, SLG: 0.373										2	0	0	0	0	1	2				
Ryan Roberts, R OBP: 0.143, SLG: 0.308										1	0	0	0	0	0	1				
6 John McDonald, R OBP: 0.272, SLG: 0.304										3	0	1	0	0	1	2				
Inning Stats	R: 0 E: 0 K: 1 S: 10	H: 1 LOB: 1 BB: 1 P: 16	R: 0 E: 0 K: 1 S: 7	H: 0 LOB: 0 BB: 0 P: 11	R: 0 E: 0 K: 1 S: 9	H: 1 LOB: 1 BB: 0 P: 15	R: 0 E: 0 K: 0 S: 7	H: 0 LOB: 0 BB: 0 P: 10	R: 0 E: 0 K: 3 S: 11	H: 2 LOB: 2 BB: 0 P: 16	R: 0 E: 0 K: 1 S: 7	H: 0 LOB: 0 BB: 0 P: 9	R: 0 E: 0 K: 1 S: 8	H: 1 LOB: 1 BB: 0 P: 13	R: 0 E: 0 K: 0 S: 10	H: 0 LOB: 0 BB: 1 P: 15	1B: 5 2B: 0 3B: 0 HR: 0	SF: 0 SAC: 0 DP: 1 HBP: 0	WP: 0 PB: 0 SB: 0 CS: 0	PA: 33
PITCHER 40 Daniel Cabrera, R ERA: 4.94	IP: 9.0 WLS: W BF: 33 H: 5 R: 0 ER: 0 SO: 10 BB: 2 IBB: 0 HBP: 0 BLK: 0 WP: 0 HR: 0 S: 78 P: 121 ERA: 0.00 WHIP: 0.778															PITCHER				

Batter	1	2	3	4	5	6	7	8	9	AB	R	H	RBI	BB	SO	LOB	BOTTOM			
1 Brian Roberts, S OBP: 0.370, SLG: 0.427										4	1	1	1	0	0	1	<p>Toronto Blue Jays @ Baltimore Orioles Oriole Park at Camden Yards, Baltimore, MD</p> <p>Sat Aug 19 2006, 4:35 PM EDT Att: 25,380 - Cloudy - 90 F</p> <p>livebaseballscores.com</p> <p>AB 36 R 15 H 12 RBI 14 BB 4 SO 8 LOB 9</p>			
Fernando Tatis, R OBP: 0.314, SLG: 0.545										1	0	0	0	0	0	1				
21 Nick Markakis, L OBP: 0.397, SLG: 0.440										4	2	1	1	1	1	1				
6 Melvin Mora, R OBP: 0.355, SLG: 0.403										3	2	0	0	2	0	1				
10 Miguel Tejada, R OBP: 0.382, SLG: 0.521										4	2	2	3	0	2	1				
12 Brandon Fahey, L OBP: 0.335, SLG: 0.350										1	0	0	0	0	0	0				
31 Jay Gibbons, L OBP: 0.328, SLG: 0.471										2	2	1	0	1	1	0				
Chris Widger, R OBP: 0.258, SLG: 0.247									1	0	0	0	0	0	0	0				
Jeff Conine, R OBP: 0.334, SLG: 0.404									4	2	2	0	0	2	1					
17 Corey Patterson, L OBP: 0.313, SLG: 0.419									4	2	1	2	0	1	3					
Kevin Millar, R OBP: 0.344, SLG: 0.387										4	2	2	5	0	0	0				
55 Ramon Hernandez, R OBP: 0.329, SLG: 0.443										4	0	2	2	0	1	0				
Inning Stats	R: 7 E: 0 K: 0 S: 19	H: 6 LOB: 0 BB: 2 P: 31	R: 0 E: 0 K: 1 S: 9	H: 0 LOB: 0 BB: 0 P: 15	R: 0 E: 0 K: 3 S: 9	H: 0 LOB: 0 BB: 0 P: 17	R: 0 E: 0 K: 1 S: 8	H: 0 LOB: 0 BB: 0 P: 14	R: 2 E: 0 K: 1 S: 16	H: 2 LOB: 1 BB: 1 P: 28	R: 1 E: 0 K: 0 S: 9	H: 1 LOB: 0 BB: 0 P: 12	R: 5 E: 1 K: 2 S: 20	H: 3 LOB: 1 BB: 1 P: 38	R: 0 E: 0 K: 0 S: 10	H: 0 LOB: 0 BB: 0 P: 15	1B: 4 2B: 5 3B: 0 HR: 3	SF: 0 SAC: 0 DP: 1 HBP: 1	WP: 0 PB: 0 SB: 0 CS: 0	PA: 41
PITCHER 28 Shaun Marcum, R ERA: 6.49	IP: 4.1 WLS: L BF: 22 H: 7 R: 9 ER: 9 SO: 5 BB: 2 IBB: 1 HBP: 0 BLK: 0 WP: 0 HR: 2 S: 54 P: 92 ERA: 18.69 WHIP: 2.077															PITCHER				
40 Dustin McGowan, R ERA: 8.79	IP: 2.0 WLS: L BF: 13 H: 4 R: 6 ER: 5 SO: 2 BB: 1 IBB: 0 HBP: 1 BLK: 0 WP: 0 HR: 1 S: 29 P: 51 ERA: 22.50 WHIP: 2.500															PITCHER				
56 Brian Tallet, L ERA: 4.09	IP: 1.2 WLS: L BF: 6 H: 1 R: 0 ER: 0 SO: 1 BB: 0 IBB: 0 HBP: 0 BLK: 0 WP: 0 HR: 0 S: 17 P: 27 ERA: 0.00 WHIP: 0.600															PITCHER				

Batter	1	2	3	4	5	6	7	8	9	AB R H RBI BB SO LOB	TOP											
Jason Kendall, R OBP: 0.361, SLG: 0.344 (1, 2)	0-2 14 S 22 2B 1B	1-1 L9	1-2 2B		2-1 FC4-6 14 S 1-2 3-H		1-2 L4			5 1 2 1 0 0 2	Oakland Athletics @ Toronto Blue Jays Rogers Centre, Toronto, ON Wed Aug 23 2006, 7:07 PM EDT Att: 32,516 - Roof Closed - 68 F											
14 Mark Ellis, R OBP: 0.308, SLG: 0.349 (1, 4)	2-2 K	4-2 22 HR BB	0-0 G6-3		4-2 BB			2-2 G3		3 1 0 0 2 1 3												
22 Milton Bradley, S OBP: 0.363, SLG: 0.455 (1, 9)	3-2 HR 2B	1-1 HR	2-0 L9		0-0 G1-3			1-0 G4-3		5 2 2 3 0 0 4												
Frank Thomas, R OBP: 0.390, SLG: 0.524 Antonio Perez, R OBP: 0.176, SLG: 0.182 (8, PR) (8, 10)	2-1 2H HR	4-1 1B BB		3-2 G3-1		2-3 K		0-1 1B		4 1 2 2 1 1 0 0 0 0 0 0 0 0												
Jay Payton, R OBP: 0.321, SLG: 0.427 (1, 8)	1-2 23 PB 3 1B HBP	1-2 1B		1-0 L8		0-0 G6-3		3-2 F9		4 0 1 0 0 0 1												
3 Eric Chavez, L OBP: 0.352, SLG: 0.415 (1, 5)	1-0 23 PB 1B	1-2 F9		0-1 G3-1		3-2 G1-3		3-2 P5		5 0 1 0 0 0 2												
23 Bobby Kielty, S OBP: 0.335, SLG: 0.431 (1, 7)	2-2 F9	0-0 F9			0-1 FC5-4 FC4-6 HBP 1B		2-0 P3 2B	2-3 K		5 1 2 0 0 1 4												
Nick Swisher, S OBP: 0.363, SLG: 0.471 (1, 3)	4-2 BB		0-0 G5-3		1-2 FC5-4 HBP		2-0 G5-3	4-2 BB		2 0 0 0 2 0 1												
Marco Scutaro, R OBP: 0.313, SLG: 0.365 (1, 6)	0-0 P3		4-0 2B BB		2-0 FC5-4 FC4-6		0-0 P3	1-2 L9		4 0 0 0 1 0 7												
Inning Stats	R: 3 E: 0 K: 1 S: 23	H: 4 LOB: 3 BB: 1 P: 38	R: 2 E: 0 K: 0 S: 17	H: 2 LOB: 2 BB: 2 P: 29	R: 0 E: 0 K: 0 S: 9	H: 1 LOB: 2 BB: 1 P: 16	R: 0 E: 0 K: 0 S: 6	H: 0 LOB: 0 BB: 0 P: 10	R: 1 E: 0 K: 0 S: 10	H: 1 LOB: 2 BB: 1 P: 19		R: 0 E: 0 K: 1 S: 7	H: 0 LOB: 0 BB: 0 P: 12	R: 0 E: 0 K: 0 S: 6	H: 1 LOB: 1 BB: 0 P: 11	R: 0 E: 0 K: 0 S: 9	H: 1 LOB: 1 BB: 0 P: 15	R: 0 E: 0 K: 1 S: 13	H: 0 LOB: 1 BB: 1 P: 23	1B: 5 2B: 3 3B: 0 HR: 2	SF: 0 SAC: 0 DP: 0 HBP: 2	WP: 0 PB: 1 SB: 2 CS: 0
PITCHER	IP WLS BF H R ER SO BB IBB HBP BLK WP HR S P ERA WHIP																					
39 Gustavo Chacin, L ERA: 6.32 (1, 1)	1.1 L 14 6 5 5 1 3 0 1 0 0 2 35 61																					
50 Davis Romero, L ERA: 1.5 (2, 1)	3.1 15 2 1 1 0 2 0 1 0 0 0 29 50																					
37 Scott Downs, L ERA: 4.64 (5, 1)	3.1 12 2 0 0 1 0 0 0 0 0 0 23 39																					
54 Jason Frasor, R ERA: 4.89 (9, 1)	1.0 4 0 0 0 1 1 0 0 0 0 0 13 23																					

AB 37
R 6
H 10
RBI 6
BB 6
SO 3
LOB 24



Batter	1	2	3	4	5	6	7	8	9	AB R H RBI BB SO LOB	BOTTOM											
3 Reed Johnson, R OBP: 0.400, SLG: 0.511 (1, 7)	3-2 10 G5-4-3 1B		0-1 1B			0-1 G5-3			1-3 K	4 0 2 0 0 1 0	Oakland Athletics @ Toronto Blue Jays Rogers Centre, Toronto, ON Wed Aug 23 2006, 7:07 PM EDT Att: 32,516 - Roof Closed - 68 F											
Frank Catalanotto, L OBP: 0.394, SLG: 0.452 (1, 10)	1-2 P6		1-3 K			0-1 L9			1-0 F7	4 0 0 0 0 1 2												
10 Vernon Wells, R OBP: 0.375, SLG: 0.579 (1, 8)	0-1 G5-4-3 1-2			1-2 G4-3			0-1 F8		1-3 K	4 0 0 0 0 1 1												
25 Troy Glaus, R OBP: 0.369, SLG: 0.548 (1, 5)		2-1 F8		1-1 G1-3			1-0 P6			3 0 0 0 0 0 0												
17 Lyle Overbay, L OBP: 0.365, SLG: 0.516 (1, 3)		2-1 2B		1-3 K			1-0 F9			3 0 1 0 0 1 0												
15 Alex Rios, R OBP: 0.354, SLG: 0.511 (1, 9)		3-3 K			0-1 G6-3			0-1 G5-3		3 0 0 0 0 1 1												
Bengie Molina, R OBP: 0.315, SLG: 0.440 (1, 2)		3-2 G1-3			0-1 F9			2-2 L9		3 0 0 0 0 0 1												
2 Aaron Hill, R OBP: 0.343, SLG: 0.371 (1, 4)			0-2 F8		0-1 F9			3-2 1B		3 0 1 0 0 0 0												
6 John McDonald, R OBP: 0.264, SLG: 0.294 (1, 6)			2-2 K			0-3 K		0-0 F8		3 0 0 0 0 2 1												
Inning Stats	R: 0 E: 0 K: 0 S: 9	H: 1 LOB: 0 BB: 0 P: 13	R: 0 E: 0 K: 1 S: 11	H: 1 LOB: 0 BB: 0 P: 21	R: 0 E: 0 K: 2 S: 11	H: 1 LOB: 1 BB: 0 P: 14	R: 0 E: 0 K: 1 S: 8	H: 0 LOB: 0 BB: 0 P: 11	R: 0 E: 0 K: 0 S: 6	H: 0 LOB: 0 BB: 0 P: 6		R: 0 E: 0 K: 1 S: 7	H: 0 LOB: 0 BB: 0 P: 7	R: 0 E: 0 K: 0 S: 4	H: 0 LOB: 0 BB: 0 P: 6	R: 0 E: 0 K: 0 S: 9	H: 1 LOB: 1 BB: 0 P: 14	R: 0 E: 0 K: 2 S: 8	H: 0 LOB: 0 BB: 0 P: 11	1B: 3 2B: 1 3B: 0 HR: 0	SF: 0 SAC: 0 DP: 1 HBP: 0	WP: 0 PB: 0 SB: 0 CS: 0
PITCHER	IP WLS BF H R ER SO BB IBB HBP BLK WP HR S P ERA WHIP																					
25 Estaban Loaiza, R ERA: 5.12 (1, 1)	9.0 W 30 4 0 0 7 0 0 0 0 0 73 103																					

AB 30
R 0
H 4
RBI 0
BB 0
SO 7
LOB 6




Batter	1	2	3	4	5	6	7	8	9	AB	R	H	RBI	BB	SO	LOB	TOP					
9 David DeJesus, L (1.7) OBP: 0.380, SLG: 0.448	F8		F7						K	4	2	1	0	1	1	1	Kansas City Royals @ Toronto Blue Jays Rogers Centre, Toronto, ON Fri Aug 25 2006, 7:07 PM EDT Att: 26,343 - Roof Closed - 68 F					
15 Mark Grudzielanek, R (1.4) OBP: 0.330, SLG: 0.411	F9		K						L9	5	0	1	1	0	1							
24 Mark Teahen, L (1.5) OBP: 0.370, SLG: 0.533	F7		G4-3						K	5	0	1	1	0	1							
29 Mike Sweeney, R (1.10) OBP: 0.359, SLG: 0.406		P2							G6-3	4	0	1	0	1	0							
Emil Brown, R (1.9) OBP: 0.352, SLG: 0.458	F9								G6-3	3	0	1	0	1	0							
43 Ryan Shealy, R (1.3) OBP: 0.345, SLG: 0.410										4	0	2	0	0	0							
14 John Buck, R (1.2) OBP: 0.292, SLG: 0.375										4	0	1	0	0	2							
4 Angel Berroa, R (1.6) OBP: 0.263, SLG: 0.339										4	0	1	0	0	1							
2 Joey Gathright, L (1.8) OBP: 0.322, SLG: 0.275	G4-3									4	1	1	0	0	0	6						
Inning Stats	R: 0 E: 0 K: 0 S: 7	H: 0 LOB: 0 BB: 0 P: 10	R: 0 E: 0 K: 0 S: 16	H: 3 LOB: 3 BB: 0 P: 29	R: 0 E: 0 K: 1 S: 6	H: 0 LOB: 0 BB: 0 P: 8	R: 0 E: 0 K: 1 S: 10	H: 0 LOB: 1 BB: 1 P: 16	R: 1 E: 0 K: 0 S: 10	H: 1 LOB: 1 BB: 1 P: 17	R: 0 E: 0 K: 2 S: 11	H: 3 LOB: 3 BB: 0 P: 17	R: 1 E: 0 K: 1 S: 9	H: 1 LOB: 1 BB: 1 P: 18	R: 0 E: 0 K: 0 S: 7	H: 0 LOB: 0 BB: 0 P: 11	R: 1 E: 0 K: 1 S: 13	H: 2 LOB: 1 BB: 0 P: 18	1B: 8 2B: 2 3B: 0 HR: 0	SF: 0 SAC: 0 DP: 0 HBP: 0	WP: 1 PB: 0 SB: 0 CS: 0	PA: 40
PITCHER	IP	WLS	BF	H	R	ER	SO	BB	IBB	HBP	BLK	WP	HR	S	P	ERA	WHIP					
28 Shaun Marcum, R (1.1) ERA: 5.88	6.0	W	27	7	1	1	4	2	0	0	0	1	0	60	97	1.50	1.500					
56 Brian Tallet, L (7.1) ERA: 4.14	0.2		3	1	1	1	1	0	0	0	0	0	0	7	10	13.50	1.500					
22 Brandon League, R (7.1) ERA: 2.88	1.1		5	0	0	0	0	1	0	0	0	0	0	9	19	0.00	0.750					
49 Jeremy Accardo, R (9.1) ERA: 4.21	0.2		4	2	1	1	1	0	0	0	0	0	0	10	15	13.50	3.000					
52 B.J. Ryan, L (9.1) ERA: 1.35	0.1	S	1	0	0	0	0	0	0	0	0	0	0	3	3	0.00	0.000					

Batter	1	2	3	4	5	6	7	8	9	AB	R	H	RBI	BB	SO	LOB	BOTTOM				
3 Reed Johnson, R (1.10) OBP: 0.400, SLG: 0.510	G6-3	SF9							G6-3	3	0	1	1	1	0	0	Kansas City Royals @ Toronto Blue Jays Rogers Centre, Toronto, ON Fri Aug 25 2006, 7:07 PM EDT Att: 26,343 - Roof Closed - 68 F				
Frank Catalanotto, L (1.7) OBP: 0.393, SLG: 0.453		G3								3	1	1	1	0	0	1					
10 Vernon Wells, R (1.8) OBP: 0.375, SLG: 0.580		F9								4	1	2	0	0	0	1					
25 Troy Glaus, R (1.5) OBP: 0.370, SLG: 0.546										3	1	1	2	1	1	2					
17 Lyle Overbay, L (1.3) OBP: 0.366, SLG: 0.515										3	0	1	0	1	1	0					
15 Alex Rios, R (1.9) OBP: 0.353, SLG: 0.513										3	0	1	1	0	2	2					
9 Gregg Zaun, S (1.2) OBP: 0.358, SLG: 0.430										4	0	1	0	0	1	3					
2 Aaron Hill, R (1.4) OBP: 0.343, SLG: 0.370										4	1	1	0	0	0	2					
6 John McDonald, R (1.6) OBP: 0.269, SLG: 0.305										3	2	1	1	1	2	0					
Inning Stats	R: 2 E: 0 K: 1 S: 14	H: 3 LOB: 2 BB: 1 P: 21	R: 2 E: 0 K: 0 S: 8	H: 2 LOB: 0 BB: 0 P: 15	R: 0 E: 0 K: 0 S: 9	H: 1 LOB: 1 BB: 0 P: 15	R: 1 E: 0 K: 0 S: 11	H: 1 LOB: 1 BB: 1 P: 20	R: 1 E: 0 K: 0 S: 9	H: 2 LOB: 1 BB: 1 P: 16	R: 0 E: 0 K: 2 S: 16	H: 1 LOB: 2 BB: 1 P: 23	R: 0 E: 0 K: 3 S: 9	H: 0 LOB: 0 BB: 0 P: 14	R: 0 E: 0 K: 1 S: 7	H: 0 LOB: 0 BB: 0 P: 9	1B: 6 2B: 3 3B: 1 HR: 0	SF: 3 SAC: 0 DP: 1 HBP: 0	WP: 0 PB: 1 SB: 0 CS: 0	PA: 37	
PITCHER	IP	WLS	BF	H	R	ER	SO	BB	IBB	HBP	BLK	WP	HR	S	P	ERA	WHIP				
34 Luke Hudson, R (1.1) ERA: 5.94	6.0	L	31	10	6	5	3	4	0	0	0	0	0	67	110	7.50	2.333				
Scott Dohmann, R (7.1) ERA: 6.51	2.0		6	0	0	0	4	0	0	0	0	0	0	16	23	0.00	0.000				

AB	37
R	3
H	10
RBI	2
BB	3
SO	6
LOB	19




AB	30
R	6
H	10
RBI	6
BB	4
SO	7
LOB	11



Batter	1	2	3	4	5	6	7	8	9	AB	R	H	RBI	BB	SO	LOB	TOP			
9 David DeJesus, L (1, 7) OBP: 0.379, SLG: 0.446	G3		G4-3			G6-4-3 15 1B		G3		4	0	1	0	0	0	0				
15 Mark Grudzielanek, R (1, 4) OBP: 0.337, SLG: 0.469	L9		G3			G6-4-3			K	4	0	0	0	0	1	1				
24 Mark Teahen, L (1, 5) OBP: 0.369, SLG: 0.538	HR			G4-3			G4-3		F8	4	1	1	1	0	0	0				
29 Mike Sweeney, R (1, 10)	K			G6-3			K		G5-3	4	0	0	0	0	2	0				
Emil Brown, R (1, 9) OBP: 0.352, SLG: 0.456		G5-3		K			43 1B BB			2	0	0	0	1	1	0				
43 Ryan Shealy, R (1, 3) OBP: 0.353, SLG: 0.444	HR				K					3	1	2	1	0	1	0				
Paul Bako, L (1, 2) OBP: 0.295, SLG: 0.258	K			L6			1B			3	0	0	0	0	1	2				
4 Angel Berroa, R (1, 6) OBP: 0.261, SLG: 0.337	G1-3				G1-3				G1-3	3	0	0	0	0	0	0				
2 Joey Gathright, L (1, 8) OBP: 0.319, SLG: 0.272			G4-3						G3	3	0	0	0	0	1	0				
Inning Stats	R: 1 E: 0 K: 1 S: 10	H: 1 LOB: 0 BB: 0 P: 10	R: 1 E: 0 K: 1 S: 12	H: 1 LOB: 0 BB: 0 P: 13	R: 0 E: 0 K: 0 S: 9	H: 0 LOB: 0 BB: 0 P: 11	R: 0 E: 0 K: 1 S: 6	H: 0 LOB: 0 BB: 0 P: 10	R: 0 E: 0 K: 1 S: 8	H: 1 LOB: 0 BB: 0 P: 16	R: 0 E: 0 K: 1 S: 9	H: 1 LOB: 2 BB: 1 P: 16	R: 0 E: 0 K: 0 S: 8	H: 0 LOB: 0 BB: 0 P: 12	R: 0 E: 0 K: 1 S: 9	H: 0 LOB: 0 BB: 0 P: 12	1B: 2 2B: 0 3B: 0 HR: 2	SF: 0 SAC: 0 DP: 1 HBP: 0	WP: 0 PB: 0 SB: 0 CS: 0	PA: 31
PITCHER 32 Roy Halladay, R (1, 1) ERA: 3.12	IP: 9.0 WLS: L BF: 31	H: 4 R: 2 ER: 2 SO: 7	BB: 1 IBB: 0 HBP: 0 BLK: 0	WP: 0 HR: 2 S: 85 P: 110	ERA: 2.00 WHIP: 0.556	PITCHER IP: 9.0 WLS: L BF: 31 H: 4 R: 2 ER: 2 SO: 7 BB: 1 IBB: 0 HBP: 0 BLK: 0 WP: 0 HR: 2 S: 85 P: 110 ERA: 2.00 WHIP: 0.556														

Kansas City Royals @ Toronto Blue Jays
Rogers Centre, Toronto, ON
Sat Aug 26 2006, 4:07 PM EDT
Att: 38,070 - Partly Cloudy - 70 F


AB	30
R	2
H	4
RBI	2
BB	1
SO	7
LOB	3



Batter	1	2	3	4	5	6	7	8	9	AB	R	H	RBI	BB	SO	LOB	BOTTOM			
3 Reed Johnson, R (1, 7) OBP: 0.399, SLG: 0.507	1B		P5		FC4-6 1-2			G6-3		4	0	1	0	0	0	1				
Frank Catalanotto, L (1, 10) OBP: 0.397, SLG: 0.460	1B					P5		10 FC4 1B		4	0	3	0	0	0	0				
10 Vernon Wells, R (1, 8) OBP: 0.373, SLG: 0.576	K		F8			G5-3		FC4		4	0	0	0	0	1	3				
25 Troy Glaus, R (1, 5) OBP: 0.369, SLG: 0.542	BB					G6-3			G5-3	3	0	0	0	1	1	0				
17 Lyle Overbay, L (1, 3) OBP: 0.365, SLG: 0.513	F8			K2-3			G4-3			4	0	1	0	0	1	2				
Bengie Molina, R (1, 2) OBP: 0.314, SLG: 0.438		F9		G5-3			1B		P5	4	0	1	0	0	0	1				
15 Alex Rios, R (1, 9) OBP: 0.350, SLG: 0.507		G4-3			F8		F7		F8	4	0	0	0	0	0	2				
2 Aaron Hill, R (1, 4) OBP: 0.340, SLG: 0.367		F8			K		F7			3	0	0	0	0	1	1				
6 John McDonald, R (1, 6) OBP: 0.270, SLG: 0.305			G6-3			3 FC4-6 1B		G1-3		3	0	1	0	0	0	0				
Inning Stats	R: 0 E: 0 K: 1 S: 14	H: 2 LOB: 2 BB: 1 P: 21	R: 0 E: 0 K: 0 S: 9	H: 0 LOB: 0 BB: 0 P: 12	R: 0 E: 0 K: 2 S: 7	H: 0 LOB: 0 BB: 0 P: 10	R: 0 E: 0 K: 1 S: 10	H: 1 LOB: 1 BB: 0 P: 12	R: 0 E: 0 K: 0 S: 9	H: 0 LOB: 0 BB: 0 P: 14	R: 0 E: 0 K: 0 S: 6	H: 1 LOB: 1 BB: 0 P: 9	R: 0 E: 0 K: 0 S: 12	H: 1 LOB: 1 BB: 0 P: 17	R: 0 E: 0 K: 0 S: 11	H: 1 LOB: 1 BB: 0 P: 16	1B: 6 2B: 1 3B: 0 HR: 0	SF: 0 SAC: 0 DP: 0 HBP: 0	WP: 0 PB: 0 SB: 0 CS: 0	PA: 34
PITCHER RuneLVys Hernandez, R (1, 1) ERA: 6.67	IP: 9.0 WLS: W BF: 34	H: 7 R: 0 ER: 0 SO: 4	BB: 1 IBB: 0 HBP: 0 BLK: 0	WP: 0 HR: 0 S: 86 P: 121	ERA: 0.00 WHIP: 0.889	PITCHER IP: 9.0 WLS: W BF: 34 H: 7 R: 0 ER: 0 SO: 4 BB: 1 IBB: 0 HBP: 0 BLK: 0 WP: 0 HR: 0 S: 86 P: 121 ERA: 0.00 WHIP: 0.889														

Kansas City Royals @ Toronto Blue Jays
Rogers Centre, Toronto, ON
Sat Aug 26 2006, 4:07 PM EDT
Att: 38,070 - Partly Cloudy - 70 F

AB	33
R	0
H	7
RBI	0
BB	1
SO	4
LOB	10



Batter	1	2	3	4	5	6	7	8	9	AB R H RBI BB SO LOB	TOP									
3 Reed Johnson, R OBP: 0.403, SLG: 0.511	2-2 8 L9-3 1B		0-0 1B		1-0 2B		0-3 K		1-2 HBP	4 0 3 0 0 1 1	Toronto Blue Jays @ Cleveland Indians Jacobs Field, Cleveland, OH Mon Aug 28 2006, 7:05 PM EDT Att: 19,623 - Drizzlie - 73 F									
8 Russ Adams, L OBP: 0.270, SLG: 0.324	2-1 L9-3 1-1		0-1 F9		1-2 F7		1-1 G3-1		1-0 F9	5 0 0 0 0 0 5										
10 Vernon Wells, R OBP: 0.374, SLG: 0.583	1-1 F8		1-3 K			2-1 25 17 1B 2B				4 1 1 0 0 2 2										
25 Troy Glaus, R OBP: 0.372, SLG: 0.545		2-0 E5 17 9 1B		2-2 P3		0-0 9 17 1B G6-4-3 1B		1-2 P4		4 2 1 0 0 0 0										
17 Lyle Overbay, L OBP: 0.365, SLG: 0.513	3-1 F8 2-3		0-0 1B 2B		0-1 G6-4-3 9 1B 1-2 3-H 1B		2-2 F7			4 1 2 1 0 0 1										
9 Gregg Zaun, S OBP: 0.388, SLG: 0.447	1-1 1B		1-1 F8		0-1 G6-4-3 1-2 2-3 1B		4-2 BB			3 0 2 1 1 0 1										
Bengie Molina, R OBP: 0.312, SLG: 0.441	1-2 L6		1-2 1B		1-2 G6-4-3		1-2 F9			4 0 1 1 0 0 4										
15 Alex Rios, R OBP: 0.345, SLG: 0.496	0-3 K				0-2 G6-3		1-2 F8		0-1 G6-3	4 0 0 0 0 1 2										
6 John McDonald, R OBP: 0.269, SLG: 0.303			0-1 F8		1-3 K		2-1 8 S G3-1 1B		2-1 G6-3	4 0 1 0 0 1 0										
Inning Stats	R: 0 E: 0 K: 0 S: 7	H: 1 LOB: 0 BB: 0 P: 12	R: 1 E: 1 K: 1 S: 13	H: 1 LOB: 1 BB: 0 P: 20	R: 0 E: 0 K: 1 S: 9	H: 1 LOB: 1 BB: 0 P: 10	R: 1 E: 0 K: 0 S: 11	H: 2 LOB: 1 BB: 0 P: 15	R: 0 E: 0 K: 1 S: 13	H: 1 LOB: 1 BB: 0 P: 16		R: 2 E: 0 K: 0 S: 13	H: 4 LOB: 1 BB: 0 P: 17	R: 0 E: 0 K: 0 S: 12	H: 0 LOB: 1 BB: 0 P: 20	R: 0 E: 0 K: 0 S: 8	H: 0 LOB: 1 BB: 0 P: 12	1B: 8 2B: 4 3B: 0 HR: 0	SF: 0 SAC: 0 DP: 2 HBP: 1	WP: 0 PB: 0 SB: 1 CS: 0
PITCHER	IP WLS BF H R ER SO BB IBB HBP BLK WP HR S P ERA WHIP											IP WLS BF H R ER SO BB IBB HBP BLK WP HR S P ERA WHIP								
Paul Byrd, R ERA: 4.74	(1, 1) 5.0 W 24 10 4 3 3 0 0 0 0 0 0 0 60 82 5.40 2.000																			
Fernando Cabrera, R ERA: 5.01	(6, 1) 2.0 H 6 1 0 0 2 0 0 0 0 0 0 0 16 24 0.00 0.500																			
63 Rafael Betancourt, R ERA: 4.47	(8, 1) 1.0 H 4 0 0 0 0 1 0 0 0 0 0 0 12 20 0.00 1.000																			
40 Tom Mastny, R ERA: 0.87	(9, 1) 1.0 S 4 0 0 0 0 0 0 0 1 0 0 0 8 12 0.00 0.000																			

AB	36
R	4
H	11
RBI	3
BB	1
SO	5
LOB	16



Batter	1	2	3	4	5	6	7	8	9	AB R H RBI BB SO LOB	BOTTOM									
24 Grady Sizemore, L OBP: 0.379, SLG: 0.530	0-1 SH1-3 48 G4-3 2B		3-1 G3		3-2 2B	2-1 HR		2-3 K		5 3 3 1 0 1 1	Toronto Blue Jays @ Cleveland Indians Jacobs Field, Cleveland, OH Mon Aug 28 2006, 7:05 PM EDT Att: 19,623 - Drizzlie - 73 F									
Jason Michaels, R OBP: 0.324, SLG: 0.400	0-0 SH1-3 2-3		0-1 1B		0-0 25 2B 2H	1-0 G5-3		0-0 F7		4 1 2 1 0 0 1										
48 Travis Hafner, L OBP: 0.434, SLG: 0.643	2-1 G4-3 3-H		0-0 G4-3		4-0 25 2B 2 SF8 IBB	1-1 41 G3-6-3 1B				3 1 1 1 1 0 1										
41 Victor Martinez, S OBP: 0.378, SLG: 0.462	0-0 2B				4-2 25 2B BB	1-0 F7	1-2 G3-6-3			3 1 1 0 1 0 3										
25 Ryan Garko, R OBP: 0.397, SLG: 0.618	0-1 F9				0-2 1-H 2B	1-0 7 1B 2B	3-2 G4-3			4 0 2 2 0 0 1										
17 Shin-Soo Choo, L OBP: 0.356, SLG: 0.449		4-0 7 8-3 BB		2-0 L6	4-0 7 1B IBB	2-2 G6-3				2 0 0 0 2 0 1										
2 Johnny Perella, R OBP: 0.323, SLG: 0.388	0-3 K		0-3 G5-3		1-1 G5-3	1-2 SF8	1-2 G6-3			3 0 0 1 0 1 2										
7 Joe Inglett, L OBP: 0.341, SLG: 0.436	2-1 L8-3 1-1		4-2 BB		3-H BB	1-0 1B	2-3 K			3 0 1 0 1 1 1										
Aaron Boone, R OBP: 0.313, SLG: 0.371			0-1 G4-3		1-3 K	0-0 L8	3-2 1B			4 0 1 0 0 1 5										
Inning Stats	R: 1 E: 0 K: 0 S: 8	H: 2 LOB: 1 BB: 0 P: 10	R: 0 E: 0 K: 1 S: 6	H: 0 LOB: 0 BB: 1 P: 12	R: 0 E: 0 K: 0 S: 7	H: 1 LOB: 1 BB: 0 P: 10	R: 1 E: 0 K: 1 S: 16	H: 1 LOB: 2 BB: 2 P: 28	R: 3 E: 0 K: 0 S: 12	H: 4 LOB: 3 BB: 2 P: 27		R: 1 E: 0 K: 0 S: 8	H: 2 LOB: 0 BB: 0 P: 13	R: 0 E: 0 K: 0 S: 9	H: 0 LOB: 0 BB: 0 P: 15	R: 0 E: 0 K: 2 S: 10	H: 1 LOB: 1 BB: 0 P: 17	1B: 4 2B: 7 3B: 0 HR: 1	SF: 1 SAC: 1 DP: 2 HBP: 0	WP: 0 PB: 0 SB: 0 CS: 0
PITCHER	IP WLS BF H R ER SO BB IBB HBP BLK WP HR S P ERA WHIP											IP WLS BF H R ER SO BB IBB HBP BLK WP HR S P ERA WHIP								
34 A.J. Burnett, R ERA: 4.53	(1, 1) 7.0 L 34 10 6 6 2 3 2 0 0 0 0 0 66 115 7.71 1.857																			
37 Scott Downs, L ERA: 4.57	(8, 1) 1.0 4 1 0 0 2 0 0 0 0 0 0 0 10 17 0.00 1.000																			

AB	31
R	6
H	11
RBI	6
BB	5
SO	4
LOB	16



Batter	1	2	3	4	5	6	7	8	9	10	AB	R	H	RBI	BB	SO	LOB	TOP	
3 Reed Johnson, R OBP: 0.402, SLG: 0.595	4-1 FC4-6 BB		0-2 G5-3		2-2 G5-3		2-2 P4		2-3 K	4 0 0 0 1 1 2									
2 Aaron Hill, R OBP: 0.337, SLG: 0.361	1-2 F7		1-2 F8		0-0 1B		3-3 K		0-1 F7	5 1 1 0 0 1 1									
10 Vernon Wells, R OBP: 0.373, SLG: 0.579	0-1 FC4-6 25 BB		3-1 G1-6-3 1B		0-1 1B		1-1 FC5-4 1B		0-0 1B	5 0 3 0 0 0 1									
25 Troy Glaus, R OBP: 0.369, SLG: 0.537	4-2 BB		1-2 P3		1-1 FC5-4 1B		1-3 K		1-1 SAFE P2	4 1 0 0 1 1 4									
Bengie Molina, R OBP: 0.309, SLG: 0.435	0-3 K		0-1 G1-6-3		2-0 1B		2-0 F9		0-0 1B	4 0 1 1 0 1 3									
17 Lyle Overbay, L OBP: 0.364, SLG: 0.599		1-1 6 CS 1B		3-2 FC6-4 15 S		2-2 FC4-6 15 1B		1-1 P4		4 0 1 0 0 0 2									
15 Alex Rios, R OBP: 0.341, SLG: 0.489		F9		0-1 G5-3		2-1 SAFE 1B		2-0 F7		4 0 1 1 0 0 2									
Jason Phillips, R OBP: 0.250, SLG: 0.450		P4		0-1 FC6-4 6 BB		3-1 P4		0-0 2B		2 0 0 0 0 0 2									
9 Gregg Zaun, S OBP: 0.369, SLG: 0.452				2-1 G4-3		1-0 F7		1-2 F9		2 0 1 0 0 0 2									
8 Russ Adams, L OBP: 0.270, SLG: 0.324										0 0 0 0 0 0 0									
6 John McDonald, R OBP: 0.265, SLG: 0.294		CS								3 0 0 0 1 0 1									
Inning Stats	R: 0 E: 0 K: 1 S: 12	H: 0 LOB: 2 BB: 2 P: 21	R: 0 E: 0 K: 10 S: 10	H: 1 LOB: 0 BB: 1 P: 16	R: 0 E: 0 K: 0 S: 8	H: 0 LOB: 0 BB: 0 P: 11	R: 0 E: 1 K: 0 S: 13	H: 4 LOB: 2 BB: 1 P: 22	R: 0 E: 0 K: 1 S: 7	H: 0 LOB: 0 BB: 0 P: 13	R: 0 E: 0 K: 1 S: 6	H: 1 LOB: 1 BB: 0 P: 12	R: 0 E: 0 K: 1 S: 9	H: 1 LOB: 1 BB: 0 P: 12	1B: 7 2B: 1 3B: 0 HR: 0	SF: 0 SAC: 0 DP: 1 HBP: 0	WP: 0 PB: 0 SB: 1 CS: 1	PA: 41	
PITCHER	IP WLS BF H R ER SO BB IBB HBP BLK WP HR S P ERA WHIP	IP WLS BF H R ER SO BB IBB HBP BLK WP HR S P ERA WHIP	IP WLS BF H R ER SO BB IBB HBP BLK WP HR S P ERA WHIP	IP WLS BF H R ER SO BB IBB HBP BLK WP HR S P ERA WHIP	IP WLS BF H R ER SO BB IBB HBP BLK WP HR S P ERA WHIP	IP WLS BF H R ER SO BB IBB HBP BLK WP HR S P ERA WHIP	IP WLS BF H R ER SO BB IBB HBP BLK WP HR S P ERA WHIP	IP WLS BF H R ER SO BB IBB HBP BLK WP HR S P ERA WHIP	IP WLS BF H R ER SO BB IBB HBP BLK WP HR S P ERA WHIP	IP WLS BF H R ER SO BB IBB HBP BLK WP HR S P ERA WHIP	IP WLS BF H R ER SO BB IBB HBP BLK WP HR S P ERA WHIP	IP WLS BF H R ER SO BB IBB HBP BLK WP HR S P ERA WHIP	IP WLS BF H R ER SO BB IBB HBP BLK WP HR S P ERA WHIP	IP WLS BF H R ER SO BB IBB HBP BLK WP HR S P ERA WHIP	IP WLS BF H R ER SO BB IBB HBP BLK WP HR S P ERA WHIP	IP WLS BF H R ER SO BB IBB HBP BLK WP HR S P ERA WHIP	IP WLS BF H R ER SO BB IBB HBP BLK WP HR S P ERA WHIP	IP WLS BF H R ER SO BB IBB HBP BLK WP HR S P ERA WHIP	
45 Jeremy Sowers, L ERA: 3.42	5.2	2.1	2.0	2.0	2.0	2.0	2.0	2.0	2.0	2.0	2.0	2.0	2.0	2.0	2.0	2.0	2.0	2.0	2.0
Fernando Cabrera, R ERA: 4.76	0.0	0.0	0.0	0.0	0.0	0.0	0.0	0.0	0.0	0.0	0.0	0.0	0.0	0.0	0.0	0.0	0.0	0.0	0.0
63 Rafael Betancourt, R ERA: 4.27	0.0	0.0	0.0	0.0	0.0	0.0	0.0	0.0	0.0	0.0	0.0	0.0	0.0	0.0	0.0	0.0	0.0	0.0	0.0

Toronto Blue Jays @ Cleveland Indians
Jacobs Field, Cleveland, OH
Wed Aug 30 2006, 7:05 PM EDT
Att: 22,065 - Cloudy - 70 F

AB	37
R	2
H	8
RBI	2
BB	3
SO	4
LOB	20



Batter	1	2	3	4	5	6	7	8	9	10	AB	R	H	RBI	BB	SO	LOB	BOTTOM				
24 Grady Sizemore, L OBP: 0.375, SLG: 0.523	1-2 F7		0-1 F9		2-1 G3		1-1 G4-3		4-0 E IBB	4 0 0 0 1 0 2												
Casey Blake, R OBP: 0.380, SLG: 0.517	1-3 K		2-1 P3		1-2 F9		1-2 G6-3		1-1 FC3	5 0 0 0 0 1 4												
48 Travis Hafner, L OBP: 0.437, SLG: 0.662	4-1 17 BB 41 BB BB		1-2 HR		2-1 G5-3		2-2 HR		3-3 K	4 2 2 2 1 1 3												
41 Victor Martinez, S OBP: 0.377, SLG: 0.458	4-2 17 BB BB		0-1 F7		4-1 BB		2-2 1B		1-2 F7	3 0 1 0 2 0 3												
17 Shin-Soo Choo, L OBP: 0.392, SLG: 0.467	4-2 BB		0-1 3B		3-3 K		2-2 L6		1-2 G6-3	3 0 1 0 1 1 2												
Jason Michaels, R OBP: 0.323, SLG: 0.400	1-2 2-3 BB		1-3 K				0-0 G3		1-3 K	5 0 0 0 0 3 5												
25 Ryan Garko, R OBP: 0.402, SLG: 0.581	0-2 F7		0-1 K				0-0 G3		1-3 K	5 0 0 0 0 3 5												
2 Johnny Peralta, R OBP: 0.323, SLG: 0.393		1-1 F7		0-1 P6		0-2 7 G4-3 1B		0-1 G1-3		5 1 2 1 0 0 2												
7 Joe Inglett, L OBP: 0.344, SLG: 0.425		4-0 24 F9 30 1B BB		3-3 K		1-2 SAFE G4-3		4-0 E SH1-4 BB		2 0 0 0 2 1 1												
30 Andy Marte, R OBP: 0.277, SLG: 0.329		0-1 SAFE SAFE 1B		0-0 G1-3		0-1 G6-3		1-1 SAFE SAFE SH1-4		3 0 1 0 0 0 0												
Aaron Boone, R OBP: 0.313, SLG: 0.371										0 0 0 0 0 0 0												
Inning Stats	R: 0 E: 0 K: 1 S: 16	H: 0 LOB: 3 BB: 3 P: 30	R: 0 E: 0 K: 8 S: 8	H: 1 LOB: 2 BB: 1 P: 15	R: 1 E: 0 K: 1 S: 12	H: 2 LOB: 1 BB: 0 P: 14	R: 0 E: 0 K: 1 S: 8	H: 0 LOB: 0 BB: 0 P: 13	R: 0 E: 0 K: 1 S: 9	H: 0 LOB: 1 BB: 1 P: 19	R: 0 E: 0 K: 0 S: 7	H: 1 LOB: 0 BB: 0 P: 8	R: 1 E: 0 K: 1 S: 16	H: 2 LOB: 1 BB: 0 P: 22	R: 0 E: 1 K: 1 S: 11	H: 0 LOB: 3 BB: 2 P: 25	R: 1 E: 0 K: 1 S: 8	H: 1 LOB: 1 BB: 0 P: 12	1B: 3 2B: 0 3B: 1 HR: 3	SF: 0 SAC: 1 DP: 1 HBP: 0	WP: 0 PB: 0 SB: 0 CS: 0	PA: 43
PITCHER	IP WLS BF H R ER SO BB IBB HBP BLK WP HR S P ERA WHIP	IP WLS BF H R ER SO BB IBB HBP BLK WP HR S P ERA WHIP	IP WLS BF H R ER SO BB IBB HBP BLK WP HR S P ERA WHIP	IP WLS BF H R ER SO BB IBB HBP BLK WP HR S P ERA WHIP	IP WLS BF H R ER SO BB IBB HBP BLK WP HR S P ERA WHIP	IP WLS BF H R ER SO BB IBB HBP BLK WP HR S P ERA WHIP	IP WLS BF H R ER SO BB IBB HBP BLK WP HR S P ERA WHIP	IP WLS BF H R ER SO BB IBB HBP BLK WP HR S P ERA WHIP	IP WLS BF H R ER SO BB IBB HBP BLK WP HR S P ERA WHIP	IP WLS BF H R ER SO BB IBB HBP BLK WP HR S P ERA WHIP	IP WLS BF H R ER SO BB IBB HBP BLK WP HR S P ERA WHIP	IP WLS BF H R ER SO BB IBB HBP BLK WP HR S P ERA WHIP	IP WLS BF H R ER SO BB IBB HBP BLK WP HR S P ERA WHIP	IP WLS BF H R ER SO BB IBB HBP BLK WP HR S P ERA WHIP	IP WLS BF H R ER SO BB IBB HBP BLK WP HR S P ERA WHIP	IP WLS BF H R ER SO BB IBB HBP BLK WP HR S P ERA WHIP	IP WLS BF H R ER SO BB IBB HBP BLK WP HR S P ERA WHIP	IP WLS BF H R ER SO BB IBB HBP BLK WP HR S P ERA WHIP				
28 Shaun Marcum, R ERA: 5.37	6.1	0.1	0.2	1.0	1.1	1.0	1.0	1.0	1.0	1.0	1.0	1.0	1.0	1.0	1.0	1.0	1.0	1.0	1.0			
37 Scott Downs, L ERA: 4.54	0.0	0.0	0.0	0.0	0.0	0.0	0.0	0.0	0.0	0.0	0.0	0.0	0.0	0.0	0.0	0.0	0.0	0.0	0.0			
49 Jeremy Accardo, R ERA: 4.2	0.0	0.0	0.0	0.0	0.0	0.0	0.0	0.0	0.0	0.0	0.0	0.0	0.0	0.0	0.0	0.0	0.0	0.0	0.0			
22 Brandon League, R ERA: 3.14	1.0	1.0	1.0	1.0	1.0	1.0	1.0	1.0	1.0	1.0	1.0	1.0	1.0	1.0	1.0	1.0	1.0	1.0	1.0			
52 B.J. Ryan, L ERA: 1.47	1.1	1.1	1.1	1.1	1.1	1.1	1.1	1.1	1.1	1.1	1.1	1.1	1.1	1.1	1.1	1.1	1.1	1.1	1.1			

Toronto Blue Jays @ Cleveland Indians
Jacobs Field, Cleveland, OH
Wed Aug 30 2006, 7:05 PM EDT
Att: 22,065 - Cloudy - 70 F

AB	35
R	3
H	7
RBI	3
BB	7
SO	7
LOB	22



Batter	1	2	3	4	5	6	7	8	9	AB	R	H	RBI	BB	SO	LOB	TOP										
3 Reed Johnson, R OBP: 0.400, SLG: 0.501 (1, 7)										5	0	1	0	0	2	1	Toronto Blue Jays @ Boston Red Sox Fenway Park, Boston, MA Thu Aug 31 2006, 7:05 PM EDT Att: 36,238 - Cloudy - 68 F										
Frank Catalanotto, L OBP: 0.399, SLG: 0.469 (1, 10)										4	2	2	0	1	1	1											
10 Vernon Wells, R OBP: 0.375, SLG: 0.580 (1, 8)										4	1	2	1	1	0	1											
25 Troy Glaus, R OBP: 0.368, SLG: 0.534 (1, 5)										4	0	1	0	0	1	4											
17 Lyle Overbay, L OBP: 0.367, SLG: 0.512 (1, 3)										3	0	2	2	1	1	1											
9 Gregg Zaun, S OBP: 0.384, SLG: 0.444 (1, 2)										4	0	0	0	0	1	3											
15 Alex Rios, R OBP: 0.343, SLG: 0.495 (1, 9)										4	1	2	0	0	1	0											
2 Aaron Hill, R OBP: 0.338, SLG: 0.365 (7, 6)										4	0	2	1	0	0	1											
6 John McDonald, R OBP: 0.263, SLG: 0.292 (7, PH)										2	0	0	0	0	1	2											
8 Russ Adams, L OBP: 0.288, SLG: 0.321 (7, 4)										2	0	0	0	0	1	0											
Inning Stats	R: 0 E: 0 K: 0 S: 11	H: 2 LOB: 1 BB: 0 P: 21	R: 1 E: 0 K: 1 S: 11	H: 2 LOB: 1 BB: 1 P: 18	R: 2 E: 0 K: 2 S: 14	H: 1 LOB: 1 BB: 2 P: 25	R: 0 E: 0 K: 1 S: 11	H: 1 LOB: 1 BB: 0 P: 14	R: 0 E: 0 K: 2 S: 11	H: 0 LOB: 0 BB: 0 P: 11	R: 1 E: 0 K: 1 S: 9	H: 2 LOB: 1 BB: 0 P: 13	R: 0 E: 0 K: 0 S: 8	H: 2 LOB: 1 BB: 0 P: 14	R: 0 E: 0 K: 1 S: 16	H: 1 LOB: 1 BB: 0 P: 22	1B: 6 2B: 4 3B: 2 HR: 0	SF: 0 SAC: 0 DP: 3 HBP: 0	WP: 0 PB: 0 SB: 1 CS: 0	PA: 39							
PITCHER	IP	WLS	BF	H	R	ER	SO	BB	IBB	HBP	BLK	WP	HR	S	P	ERA	WHIP										
51 Julian Tavarez, R ERA: 4.9 (1, 1)	3.0		15	5	3	3	3	3	0	0	0	0	0	36	64	9.00	2.667										
Bryan Corey, R ERA: 2.63 (4, 1)	2.0	W	8	2	0	0	3	0	0	0	0	0	0	22	31	0.00	1.000										
17 Manny Delcarmen, R ERA: 3.97 (6, 1)	2.0		8	2	1	1	2	0	0	0	0	0	0	16	24	4.50	1.000										
50 Mike Timlin, R ERA: 4.01 (8, 1)	0.2	H	3	2	0	0	0	0	0	0	0	0	0	6	10	0.00	3.000										
58 Jonathan Papelbon, R ERA: 0.93 (8, 1)	1.1	S	5	1	0	0	1	0	0	0	0	0	0	18	26	0.00	0.750										

AB	36
R	4
H	12
RBI	4
BB	3
SO	9
LOB	14



Batter	1	2	3	4	5	6	7	8	9	AB	R	H	RBI	BB	SO	LOB	BOTTOM										
Coco Crisp, S OBP: 0.316, SLG: 0.378 (1, 8)										4	1	1	0	0	0	1	Toronto Blue Jays @ Boston Red Sox Fenway Park, Boston, MA Thu Aug 31 2006, 7:05 PM EDT Att: 36,238 - Cloudy - 68 F										
13 Alex Cora, L OBP: 0.340, SLG: 0.314 (1, 6)										4	1	1	2	0	1	1											
Mark Loretta, R OBP: 0.356, SLG: 0.376 (1, 10)										4	0	1	0	0	2	1											
20 Kevin Youkilis, R OBP: 0.390, SLG: 0.444 (1, 7)										2	2	1	0	2	0	0											
25 Mike Lowell, R OBP: 0.344, SLG: 0.474 (1, 5)										3	1	1	3	1	0	2											
12 Eric Hinske, L OBP: 0.342, SLG: 0.483 (1, 9)										3	0	1	0	0	2	2											
Gabe Kapler, R OBP: 0.337, SLG: 0.395 (8, 9)										1	0	1	0	0	0	0											
Javy Lopez, R OBP: 0.299, SLG: 0.389 (1, 2)										4	0	0	0	0	1	5											
Carlos Pena, L OBP: 0.333, SLG: 0.308 (1, 3)										3	0	1	0	0	0	1											
15 Dustin Pedroia, R OBP: 0.152, SLG: 0.156 (1, 4)										3	1	0	0	0	0	1											
Inning Stats	R: 3 E: 0 K: 2 S: 13	H: 2 LOB: 0 BB: 1 P: 23	R: 0 E: 0 K: 1 S: 6	H: 0 LOB: 0 BB: 0 P: 9	R: 0 E: 0 K: 1 S: 10	H: 0 LOB: 0 BB: 0 P: 17	R: 1 E: 0 K: 0 S: 14	H: 2 LOB: 1 BB: 1 P: 24	R: 0 E: 0 K: 0 S: 11	H: 0 LOB: 0 BB: 0 P: 14	R: 0 E: 0 K: 1 S: 11	H: 1 LOB: 2 BB: 1 P: 17	R: 2 E: 0 K: 1 S: 11	H: 2 LOB: 0 BB: 0 P: 15	R: 0 E: 0 K: 0 S: 9	H: 1 LOB: 1 BB: 0 P: 14	1B: 5 2B: 1 3B: 0 HR: 2	SF: 0 SAC: 0 DP: 1 HBP: 0	WP: 1 PB: 0 SB: 1 CS: 0	PA: 34							
PITCHER	IP	WLS	BF	H	R	ER	SO	BB	IBB	HBP	BLK	WP	HR	S	P	ERA	WHIP										
32 Roy Halladay, R ERA: 3.29 (1, 1)	7.0	L	30	7	6	6	6	3	0	0	0	0	0	76	119	7.71	1.429										
54 Jason Frasor, R ERA: 4.69 (8, 1)	1.0		4	1	0	0	0	0	0	0	0	0	0	9	14	0.00	1.000										



Batter	1	2	3	4	5	6	7	8	9	AB	R	H	RBI	BB	SO	LOB	TOP								
3 Reed Johnson, R OBP: 0.398, SLG: 0.497	F7		G6-4-3 BB			G4-3		FC6-4		3	0	0	0	1	0	1									
Frank Catalanotto, L OBP: 0.398, SLG: 0.466	G4-3		G6-4-3			G1-3			10 FC6-4 1B	4	0	1	0	0	0	2									
10 Vernon Wells, R OBP: 0.373, SLG: 0.576	K2-3			K		G6-3			17 FC6-4 23 1B 15 1B	4	1	0	0	0	2	1									
25 Troy Glaus, R OBP: 0.366, SLG: 0.532		K		K			G4-3		15 1B 17 E	2	0	0	0	0	2	0									
23 John Hattig, S OBP: 0.250, SLG: 0.250										2	0	1	0	0	0	0									
17 Lyle Overbay, L OBP: 0.366, SLG: 0.509				G6-3			G4-3		3-3 SAFE K	3	0	0	0	1	1	2									
15 Alex Rios, R OBP: 0.344, SLG: 0.497							K2-3		1-2 2-3 SAFE K	4	0	2	1	0	2	1									
Bengie Molina, R OBP: 0.308, SLG: 0.433	F8					G4-3			2-3 SAFE K	4	0	1	0	0	0	4									
2 Aaron Hill, R OBP: 0.338, SLG: 0.364									2-3 SAFE K	3	0	1	0	0	2	1									
6 John McDonald, R OBP: 0.265, SLG: 0.298									1-2 SAFE K	2	0	1	0	0	0	1									
Kevin Barker, L (8, PH)										1	0	0	0	0	0	2									
8 Russ Adams, L OBP: 0.268, SLG: 0.321									2-3 SAFE K	0	0	0	0	0	0	0									
Inning Stats	R: 0 E: 0 K: 1 S: 8	H: 0 LOB: 0 BB: 0 P: 13	R: 0 E: 0 K: 2 S: 11	H: 0 LOB: 1 BB: 1 P: 21	R: 0 E: 0 K: 1 S: 8	H: 1 LOB: 1 BB: 1 P: 14	R: 0 E: 0 K: 2 S: 8	H: 0 LOB: 0 BB: 0 P: 10	R: 0 E: 0 K: 1 S: 7	H: 1 LOB: 1 BB: 0 P: 12	R: 0 E: 0 K: 0 S: 8	H: 0 LOB: 0 BB: 0 P: 13	R: 0 E: 0 K: 1 S: 8	H: 0 LOB: 0 BB: 0 P: 11	R: 0 E: 0 K: 0 S: 15	H: 2 LOB: 1 BB: 0 P: 18	R: 1 E: 1 K: 1 S: 11	H: 3 LOB: 2 BB: 0 P: 19	1B: 5 2B: 3 3B: 0 HR: 0	SF: 0 SAC: 0 DP: 2 HBP: 0	WP: 0 PB: 0 SB: 0 CS: 0	PA: 34			
PITCHER	IP	WLS	BF	H	R	ER	SO	BB	IBB	HBP	BLK	WP	HR	S	P	ERA	WHIP								
39 Kyle Snyder, R ERA: 5.94	7.0	W	24	2	0	0	8	2	0	0	0	0	0	58	94	0.00	0.571								
Keith Foulke, R ERA: 5.49	1.0	H	4	2	0	0	0	0	0	0	0	0	0	15	18	0.00	2.000								
58 Jonathan Papelbon, R ERA: 0.92	0.1	H	3	2	1	0	0	0	0	0	0	0	0	5	7	0.00	6.000								
54 Craig Breslow, L ERA:	0.1	H	1	0	0	0	1	0	0	0	0	0	0	3	6	0.00	0.000								
50 Mike Timlin, R ERA: 3.98	0.1	S	2	1	0	0	0	0	0	0	0	0	0	3	6	0.00	3.000								

Toronto Blue Jays @ Boston Red Sox
Fenway Park, Boston, MA
Fri Sep 01 2006, 7:05 PM EDT
Att: 36,235 - Cloudy - 65 F

AB	32
R	1
H	7
RBI	1
BB	2
SO	9
LOB	15



Batter	1	2	3	4	5	6	7	8	9	AB	R	H	RBI	BB	SO	LOB	BOTTOM								
Coco Crisp, S OBP: 0.316, SLG: 0.377	P6					G6-3				4	0	1	0	0	1	1									
13 Alex Cora, L OBP: 0.338, SLG: 0.318	G4-3									4	0	1	0	0	0	2									
Mark Loretta, R OBP: 0.355, SLG: 0.374	L1									3	0	0	0	0	0	1									
20 Kevin Youkilis, R OBP: 0.389, SLG: 0.443		F8								4	0	1	0	0	1	1									
25 Mike Lowell, R OBP: 0.345, SLG: 0.480										4	1	2	1	0	0	3									
28 Doug Mirabeli, R OBP: 0.296, SLG: 0.340										4	0	0	0	0	3	3									
15 Dustin Pedroia, R OBP: 0.139, SLG: 0.143										3	0	0	0	0	0	0									
12 Eric Hinske, L OBP: 0.346, SLG: 0.487										2	1	1	0	1	1	1									
Gabe Kapler, R OBP: 0.347, SLG: 0.390										1	0	0	0	2	0	1									
Inning Stats	R: 0 E: 0 K: 0 S: 8	H: 0 LOB: 0 BB: 0 P: 9	R: 1 E: 0 K: 1 S: 10	H: 1 LOB: 0 BB: 0 P: 15	R: 0 E: 0 K: 1 S: 6	H: 0 LOB: 1 BB: 1 P: 12	R: 0 E: 0 K: 0 S: 8	H: 1 LOB: 1 BB: 0 P: 13	R: 1 E: 0 K: 1 S: 18	H: 1 LOB: 1 BB: 1 P: 31	R: 0 E: 0 K: 1 S: 19	H: 1 LOB: 2 BB: 0 P: 26	R: 0 E: 1 K: 1 S: 9	H: 1 LOB: 2 BB: 1 P: 19	R: 0 E: 0 K: 1 S: 13	H: 1 LOB: 1 BB: 0 P: 18	R: 0 E: 0 K: 1 S: 13	H: 1 LOB: 1 BB: 0 P: 18	1B: 3 2B: 2 3B: 0 HR: 1	SF: 0 SAC: 0 DP: 1 HBP: 1	WP: 2 PB: 0 SB: 0 CS: 0	PA: 33			
PITCHER	IP	WLS	BF	H	R	ER	SO	BB	IBB	HBP	BLK	WP	HR	S	P	ERA	WHIP								
Ted Lilly, L ERA: 4.7	6.1	L	27	4	2	2	5	3	0	1	1	2	1	75	120	2.84	1.105								
56 Brian Tallet, L ERA: 4.15	0.2		2	1	0	0	0	0	0	0	0	0	0	3	5	0.00	1.500								
22 Brandon League, R ERA: 3.03	1.0		4	1	0	0	1	0	0	0	0	0	0	13	18	0.00	1.000								

Toronto Blue Jays @ Boston Red Sox
Fenway Park, Boston, MA
Fri Sep 01 2006, 7:05 PM EDT
Att: 36,235 - Cloudy - 65 F

AB	29
R	2
H	6
RBI	1
BB	3
SO	6
LOB	13




Batter	1	2	3	4	5	6	7	8	9	AB	R	H	RBI	BB	SO	LOB	TOP								
3 Reed Johnson, R OBP: 0.395, SLG: 0.492 (1, 9)	F9	K		L9		G4-3		1-2 1B		5	0	1	0	0	1	4									
Frank Catalanotto, L OBP: 0.396, SLG: 0.467 (1, 7)	P4		F7		G4-3		1B 9 SF8 BB	K		4	1	0	0	1	1	2									
10 Vernon Wells, R OBP: 0.370, SLG: 0.569 15 Alex Rios, R OBP: 0.345, SLG: 0.497 (1, 8) (9, 9)	P6			0-0 2B		G5-3		F9		5	1	1	0	0	1	1									
Bengie Molina, R OBP: 0.315, SLG: 0.443 (1, 2)		3-2 9 2B	1-1 2H 2B		G3		1-3 1B	9 G3-6-1 1B		5	1	4	1	0	0	0									
9 Gregg Zaun, S OBP: 0.361, SLG: 0.453 (1, 10)		0-2 2 F9 2H 2B	0-0 F9			2-2 BB WP 2B	1-1 SF8	2-0 G3-6-1		4	1	2	2	0	0	2									
2 Aaron Hill, R OBP: 0.340, SLG: 0.370 (1, 6) (6, 4)		0-2 F9	1-2 G5-3			4-2 WP BB SF9 BB	3-2 G4-3			3	1	0	0	1	0	3									
Kevin Barker, L OBP: 0.600, SLG: 1.250 (1, 3)		2-3 K		0-0 HR		4-2 SF9 WP 1-2 2-3 BB	1-1 3 1B			3	1	2	1	1	1	1									
23 John Hattig, S OBP: 0.444, SLG: 0.167 25 Troy Glaus, R OBP: 0.366, SLG: 0.529 (1, 5) (6, PH) (6, 5)		4-1 8 BB		2-3 K		3-3 K	2-3 K			1	0	0	0	1	1	0									
8 Russ Adams, L OBP: 0.270, SLG: 0.319 Jason Phillips, R OBP: 0.238, SLG: 0.450 6 John McDonald, R OBP: 0.264, SLG: 0.300 (1, 4) (6, PH) (6, 6)		4-2 1-2 BB		1-0 F8		3-2 SF9	2-2 F9			1	0	0	0	1	0	0									
Inning Stats	R: 0 E: 0 K: 0 S: 8	H: 0 LOB: 0 BB: 0 P: 12	R: 1 E: 0 K: 2 S: 19	H: 2 LOB: 3 BB: 2 P: 32	R: 1 E: 0 K: 0 S: 12	H: 2 LOB: 1 BB: 0 P: 15	R: 1 E: 0 K: 1 S: 6	H: 1 LOB: 0 BB: 0 P: 9	R: 0 E: 0 K: 0 S: 7	H: 0 LOB: 0 BB: 0 P: 9	R: 2 E: 0 K: 1 S: 22	H: 1 LOB: 1 BB: 2 P: 38	R: 1 E: 0 K: 0 S: 9	H: 1 LOB: 1 BB: 1 P: 20	R: 0 E: 0 K: 2 S: 15	H: 2 LOB: 2 BB: 0 P: 24	R: 0 E: 0 K: 1 S: 9	H: 1 LOB: 0 BB: 0 P: 12	1B: 4 2B: 5 3B: 0 HR: 1	SF: 2 SAC: 0 DP: 1 HBP: 0	WP: 1 PB: 0 SB: 0 CS: 0	PA: 41			
PITCHER	IP	WLS	BF	H	R	ER	SO	BB	IBB	HBP	BLK	WP	HR	S	P	ERA	WHIP								
19 Josh Beckett, R ERA: 5.11 54 Craig Breslow, L ERA: 3.39 Bryan Corey, R ERA: 2.77 Mike Burns, R ERA: 8.22	(1, 1)	(6, 1)	(7, 1)	(9, 1)																					

Toronto Blue Jays @ Boston Red Sox
Fenway Park, Boston, MA
Sun Sep.03 2006, 4:05 PM EDT
Att: 35,719 - Drizzlie - 64 F

livebaseballscorecards.com

AB 34
R 6
H 10
RBI 5
BB 5
SO 7
LOB 18




Batter	1	2	3	4	5	6	7	8	9	AB	R	H	RBI	BB	SO	LOB	BOTTOM								
Coco Crisp, S OBP: 0.314, SLG: 0.374 (1, 8)	G3		G6-3			1-0 1B		2-1 1B		4	0	2	0	0	0	0									
Mark Loretta, R OBP: 0.352, SLG: 0.369 (1, 3)		4-2 BB	2-1 F7			2-2 F7		0-0 P3		3	0	0	0	1	0	2									
25 Mike Lowell, R OBP: 0.345, SLG: 0.479 (1, 5)		2-3 K		2-2 G6-3		1 SAFE 2-0 P4		1-2 2B		4	0	1	0	0	1	2									
20 Kevin Youkilis, R OBP: 0.387, SLG: 0.439 (1, 7)		0-2 P6		4-2 BB		1-1 G5-3		2-1 F9		3	0	0	0	1	0	2									
Wily Mo Peña, R OBP: 0.343, SLG: 0.516 (1, 10)		0-0 P6		3-1 F7		1-1 G5-3		1-0 2B 1B		4	1	1	0	0	0	1									
28 Doug Mirabeli, R OBP: 0.296, SLG: 0.338 (1, 2)		1-0 F9		0-1 G4-3		2-1 F9		0-1 1B		4	0	1	1	0	0	1									
Gabe Kapler, R OBP: 0.354, SLG: 0.395 (1, 9)		1-0 1B			2-2 F7		2-3 K		0-0 15 FC6-4 1B	4	0	2	0	0	1	0									
15 Dustin Pedroia, R OBP: 0.125, SLG: 0.128 (1, 4)		0-1 P6			1-1 G6-3			1-2 G1-3	0-0 FC6-4	4	0	0	0	0	0	3									
Alex Gonzalez, R OBP: 0.314, SLG: 0.413 (1, 6)			0-2 L8		0-2 F9			0-1 G5-3		3	0	0	0	0	0	0									
Inning Stats	R: 0 E: 0 K: 1 S: 13	H: 0 LOB: 1 BB: 1 P: 20	R: 0 E: 0 K: 0 S: 5	H: 1 LOB: 0 BB: 0 P: 7	R: 0 E: 0 K: 0 S: 10	H: 0 LOB: 0 BB: 0 P: 14	R: 0 E: 0 K: 0 S: 10	H: 0 LOB: 1 BB: 1 P: 19	R: 0 E: 0 K: 0 S: 9	H: 0 LOB: 0 BB: 0 P: 12	R: 0 E: 0 K: 0 S: 7	H: 1 LOB: 1 BB: 0 P: 13	R: 0 E: 0 K: 1 S: 10	H: 0 LOB: 0 BB: 0 P: 15	R: 0 E: 0 K: 0 S: 8	H: 1 LOB: 2 BB: 0 P: 11	R: 1 E: 0 K: 0 S: 10	H: 4 LOB: 2 BB: 0 P: 14	1B: 5 2B: 2 3B: 0 HR: 0	SF: 0 SAC: 0 DP: 0 HBP: 0	WP: 0 PB: 0 SB: 0 CS: 0	PA: 35			
PITCHER	IP	WLS	BF	H	R	ER	SO	BB	IBB	HBP	BLK	WP	HR	S	P	ERA	WHIP								
39 Gustavo Chacin, L ERA: 5.34 54 Jason Frasor, R ERA: 4.46 49 Jeremy Accardo, R ERA: 4.28	(1, 1)	(7, 1)	(9, 1)																						

Toronto Blue Jays @ Boston Red Sox
Fenway Park, Boston, MA
Sun Sep.03 2006, 4:05 PM EDT
Att: 35,719 - Drizzlie - 64 F

livebaseballscorecards.com

AB 33
R 1
H 7
RBI 1
BB 2
SO 2
LOB 11



Batter	1	2	3	4	5	6	7	8	9	AB	R	H	RBI	BB	SO	LOB	TOP								
24 Grady Sizemore, L OBP: 0.378, SLG: 0.536	F9		2B				F9	K		5	1	2	0	0	1	3	Cleveland Indians @ Toronto Blue Jays Rogers Centre, Toronto, ON Mon Sep 04 2006, 1:07 PM EDT Att: 27,864 - Partly Cloudy - 66 F								
Casey Blake, R OBP: 0.376, SLG: 0.503	G6-3		K				G6-3			5	0	1	0	0	2	1									
41 Victor Martinez, S OBP: 0.375, SLG: 0.455	G4-3						G1-3			3	0	0	1	1	0	0									
25 Ryan Garko, R OBP: 0.386, SLG: 0.563		K						HR		5	1	1	1	0	1	2									
17 Shin-Soo Choo, L OBP: 0.362, SLG: 0.451 Jason Michaels, R (8, PH) OBP: 0.320, SLG: 0.396										3	0	2	0	0	1	1									
2 Johnny Peralta, R OBP: 0.326, SLG: 0.391		K								4	0	2	0	0	2	2									
Kevin Kouzmanoff, R (1, 10) 7 Joe Inglett, L (8, PR) OBP: 0.333, SLG: 0.417										4	0	1	0	0	1	4									
27 Hector Luna, R OBP: 0.341, SLG: 0.407			K							3	1	1	1	1	1	1									
30 Andy Marte, R OBP: 0.263, SLG: 0.318			P2							4	0	0	0	0	1	5									
Inning Stats	R: 0 E: 0 K: 0 S: 10	H: 0 LOB: 0 BB: 0 P: 15	R: 0 E: 0 K: 2 S: 9	H: 1 LOB: 1 BB: 0 P: 15	R: 0 E: 0 K: 2 S: 17	H: 1 LOB: 1 BB: 0 P: 28	R: 0 E: 0 K: 1 S: 11	H: 1 LOB: 2 BB: 1 P: 23	R: 2 E: 0 K: 1 S: 12	H: 3 LOB: 1 BB: 0 P: 19	R: 0 E: 0 K: 2 S: 14	H: 1 LOB: 2 BB: 0 P: 18	R: 0 E: 0 K: 0 S: 6	H: 0 LOB: 0 BB: 0 P: 11	R: 1 E: 0 K: 1 S: 19	H: 3 LOB: 3 BB: 1 P: 30		R: 0 E: 0 K: 1 S: 5	H: 0 LOB: 0 BB: 0 P: 7	1B: 7 2B: 1 3B: 0 HR: 2	SF: 1 SAC: 0 DP: 0 HBP: 0	WP: 0 PB: 0 SB: 0 CS: 0	PA: 40		
PITCHER	IP	WLS	BF	H	R	ER	SO	BB	IBB	HBP	BLK	WP	HR	S	P	ERA	WHIP								
28 Shaun Marcum, R (1, 1) ERA: 5.22	5.0		22	6	2	2	6	1	0	0	0	0	1	59	100	3.60	1.400								
22 Brandon League, R (6, 1) ERA: 2.93	1.0	W	5	1	0	0	2	0	0	0	0	0	0	14	18	0.00	1.000								
37 Scott Downs, L (7, 1) ERA: 4.61	1.0	H	4	1	1	1	0	0	0	0	0	0	1	8	15	9.00	1.000								
52 B.J. Ryan, L (8, 1) ERA: 1.42	2.0	S	9	2	0	0	2	1	0	0	0	0	0	22	33	0.00	1.500								

Batter	1	2	3	4	5	6	7	8	9	AB	R	H	RBI	BB	SO	LOB	BOTTOM								
3 Reed Johnson, R (1, 7) OBP: 0.394, SLG: 0.497	K		HR				G5-3			4	1	1	1	0	2	1	Cleveland Indians @ Toronto Blue Jays Rogers Centre, Toronto, ON Mon Sep 04 2006, 1:07 PM EDT Att: 27,864 - Partly Cloudy - 66 F								
2 Aaron Hill, R (1, 4) OBP: 0.335, SLG: 0.367	F8		K				G6-3			3	1	0	0	1	1	1									
10 Vernon Wells, R (1, 8) OBP: 0.370, SLG: 0.575			G6-3							4	1	2	2	0	1	0									
25 Troy Glaus, R (1, 5) OBP: 0.365, SLG: 0.527	CS		G1-3							4	0	1	0	0	0	0									
Bengie Molina, R (1, 10) OBP: 0.314, SLG: 0.440			HR							3	1	0	0	0	2	1									
15 Alex Rios, R (1, 9) OBP: 0.345, SLG: 0.499			HBP							3	0	1	0	0	0	2									
Jason Phillips, R (1, 3) OBP: 0.208, SLG: 0.391 17 Lyle Overbay, L (7, 3) OBP: 0.368, SLG: 0.511										3	0	0	1	0	0	3									
9 Gregg Zaun, S (1, 2) OBP: 0.365, SLG: 0.453										2	0	1	0	0	0	0									
6 John McDonald, R (1, 6) OBP: 0.260, SLG: 0.296										3	0	0	0	0	1	3									
Inning Stats	R: 0 E: 0 K: 1 S: 6	H: 1 LOB: 0 BB: 0 P: 10	R: 1 E: 0 K: 1 S: 13	H: 1 LOB: 2 BB: 0 P: 22	R: 1 E: 0 K: 1 S: 6	H: 1 LOB: 0 BB: 0 P: 12	R: 0 E: 0 K: 1 S: 7	H: 0 LOB: 0 BB: 0 P: 8	R: 0 E: 0 K: 1 S: 8	H: 0 LOB: 0 BB: 0 P: 11	R: 2 E: 0 K: 1 S: 15	H: 2 LOB: 1 BB: 1 P: 25	R: 0 E: 0 K: 0 S: 9	H: 1 LOB: 1 BB: 0 P: 15	R: 0 E: 0 K: 1 S: 9	H: 0 LOB: 0 BB: 0 P: 15		1B: 3 2B: 1 3B: 0 HR: 2	SF: 0 SAC: 0 DP: 1 HBP: 2	WP: 1 PB: 0 SB: 1 CS: 1	PA: 33				
PITCHER	IP	WLS	BF	H	R	ER	SO	BB	IBB	HBP	BLK	WP	HR	S	P	ERA	WHIP								
CC Sabathia, L (1, 1) ERA: 3.31	7.0	L	29	6	4	4	6	1	0	2	0	0	0	2	64	5.14	1.000								
Jason Davis, R (8, 1) ERA: 4.37	1.0		3	0	0	0	1	0	0	0	0	0	0	9	15	0.00	0.000								



Batter	1	2	3	4	5	6	7	8	9	AB	R	H	RBI	BB	SO	LOB	TOP								
24 Grady Sizemore, L (1, 8) OBP: 0.378, SLG: 0.534	F7		S BB		K2-3		K	41 HBP BB 1B		4	0	1	0	1	2	1	Cleveland Indians @ Toronto Blue Jays Rogers Centre, Toronto, ON Tue Sep 05 2006, 7:07 PM EDT Att: 18,517 - Overcast - 66 F								
Jason Michaels, R (1, 7) OBP: 0.319, SLG: 0.392	K		F9			G4-3	K	41 HBP BB		4	0	0	0	1	2	2									
41 Victor Martinez, S (1, 2) (8, 3)	K				G3			L9		4	1	1	0	0	1	0									
25 Ryan Garko, R (1, 3) OBP: 0.390, SLG: 0.571		K			K					4	0	2	0	0	2	1									
38 Franklin Gutierrez, R (8, PR) OBP: 0.294, SLG: 0.354										0	1	0	0	0	0	0									
10 Kelly Shoppach, R (8, PH) OBP: 0.309, SLG: 0.432										1	0	0	0	0	0	3									
17 Shin-Soo Choo, L (1, 9)	K				G3					5	2	3	0	0	1	1									
Casey Blake, R (1, 10) OBP: 0.375, SLG: 0.502										3	1	1	2	2	1	3									
27 Hector Luna, R (1, 6)		BB			1B					5	0	1	1	0	0	7									
7 Joe Inglett, L (1, 4) OBP: 0.336, SLG: 0.412					G3					4	1	1	0	1	1	1									
30 Andy Marte, R (1, 5)					G5-3					5	1	1	4	0	0	2									
Inning Stats	R: 0 E: 0 K: 2 S: 8	H: 0 LOB: 0 BB: 0 P: 10	R: 0 E: 0 K: 2 S: 10	H: 0 LOB: 1 BB: 1 P: 16	R: 0 E: 0 K: 1 S: 7	H: 0 LOB: 1 BB: 1 P: 13	R: 1 E: 0 K: 1 S: 12	H: 2 LOB: 1 BB: 0 P: 16	R: 0 E: 0 K: 0 S: 12	H: 2 LOB: 0 BB: 0 P: 13	R: 0 E: 0 K: 0 S: 12	H: 2 LOB: 3 BB: 0 P: 24	R: 0 E: 0 K: 2 S: 10	H: 1 LOB: 1 BB: 0 P: 16	R: 5 E: 0 K: 0 S: 23	H: 4 LOB: 3 BB: 2 P: 42	R: 1 E: 0 K: 1 S: 14	H: 2 LOB: 1 BB: 0 P: 21	1B: 7 2B: 3 3B: 0 HR: 1	SF: 0 SAC: 0 DP: 0 HBP: 1	WP: 0 PB: 0 SB: 3 CS: 0	PA: 45			
PITCHER	IP	WLS	BF	H	R	ER	SO	BB	IBB	HBP	BLK	WP	HR	S	P	ERA	WHIP								
32 Roy Halladay, R (1, 1) ERA: 3.22	7.0		29	5	1	1	9	2	1	0	0	0	0	67	108	1.29	1.000								
37 Scott Downs, L (8, 1) ERA: 4.59	0.1	H	1	0	0	0	0	0	0	0	0	0	0	2	4	0.00	0.000								
49 Jeremy Accardo, R (8, 1) ERA: 4.99	0.1	L	7	4	5	5	0	1	0	0	0	0	1	16	27	135.00	15.000								
56 Brian Tallet, L (8, 1) ERA: 4.13	0.1		3	0	0	0	0	1	0	1	0	0	0	5	11	0.00	3.000								
50 Davis Romero, L (9, 1) ERA: 2.57	1.0		5	2	1	1	1	0	0	0	0	0	0	14	21	9.00	2.000								

AB	39
R	7
H	11
RBI	7
BB	5
SO	10
LOB	21



Batter	1	2	3	4	5	6	7	8	9	AB	R	H	RBI	BB	SO	LOB	BOTTOM								
3 Reed Johnson, R (1, 7) OBP: 0.390, SLG: 0.493	G6-3		G6-3			F9		G6-3		4	0	0	0	0	0	1	Cleveland Indians @ Toronto Blue Jays Rogers Centre, Toronto, ON Tue Sep 05 2006, 7:07 PM EDT Att: 18,517 - Overcast - 66 F								
15 Alex Rios, R (1, 9) OBP: 0.344, SLG: 0.501	K		G4-3					K		4	0	1	1	0	2	0									
10 Vernon Wells, R (1, 8) OBP: 0.368, SLG: 0.570	P3				K					4	0	0	0	0	2	1									
25 Troy Glaus, R (1, 5) OBP: 0.365, SLG: 0.524		K			G6-3			L6		3	0	0	0	1	1	1									
Bengie Molina, R (1, 2) OBP: 0.316, SLG: 0.448										4	1	2	1	0	0	1									
17 Lyle Overbay, L (1, 3) OBP: 0.366, SLG: 0.508										3	0	0	0	0	0	1									
Jason Phillips, R (1, 10) OBP: 0.222, SLG: 0.385										3	0	1	0	0	0	0									
2 Aaron Hill, R (1, 4) (9, 6)										3	0	0	0	0	0	2									
6 John McDonald, R (1, 6) OBP: 0.262, SLG: 0.298										2	1	1	0	0	0	0									
26 Adam Lind, L (8, PH) OBP: 0.167, SLG: 0.333										1	0	0	0	0	1	0									
8 Russ Adams, L (9, 4) OBP: 0.270, SLG: 0.319										0	0	0	0	0	0	0									
Inning Stats	R: 0 E: 0 K: 1 S: 7	H: 2 LOB: 2 BB: 0 P: 9	R: 0 E: 0 K: 1 S: 12	H: 2 LOB: 0 BB: 0 P: 17	R: 0 E: 0 K: 0 S: 7	H: 0 LOB: 0 BB: 0 P: 10	R: 0 E: 0 K: 1 S: 8	H: 0 LOB: 0 BB: 0 P: 12	R: 0 E: 0 K: 0 S: 6	H: 0 LOB: 0 BB: 0 P: 7	R: 1 E: 0 K: 0 S: 12	H: 2 LOB: 1 BB: 0 P: 16	R: 1 E: 0 K: 0 S: 9	H: 1 LOB: 0 BB: 0 P: 12	R: 0 E: 0 K: 2 S: 9	H: 0 LOB: 0 BB: 0 P: 13	R: 0 E: 0 K: 1 S: 7	H: 0 LOB: 0 BB: 1 P: 13	1B: 3 2B: 0 3B: 1 HR: 1	SF: 0 SAC: 0 DP: 1 HBP: 0	WP: 0 PB: 0 SB: 0 CS: 0	PA: 32			
PITCHER	IP	WLS	BF	H	R	ER	SO	BB	IBB	HBP	BLK	WP	HR	S	P	ERA	WHIP								
45 Jeremy Sowers, L (1, 1) ERA: 3.38	7.0		26	5	2	2	3	0	0	0	0	0	0	61	83	2.57	0.714								
63 Rafael Betancourt, R (8, 1) ERA: 4.1	1.0		3	0	0	0	2	0	0	0	0	0	0	9	13	0.00	0.000								
40 Tom Mastny, R (9, 1) ERA: 1.38	1.0		3	0	0	0	1	1	0	0	0	0	0	7	13	0.00	1.000								

AB	31
R	2
H	5
RBI	2
BB	1
SO	6
LOB	7



Batter	1	2	3	4	5	6	7	8	9	AB	R	H	RBI	BB	SO	LOB	TOP										
3 Reed Johnson, R OBP: 0.388, SLG: 0.490 (1, 9)										4	1	1	0	0	1	0	Toronto Blue Jays @ Los Angeles Angels Angel Stadium of Anaheim, Anaheim, CA Sat Sep 09 2006, 7:05 PM PDT Att: 44,007 - Clear - 70 F livebaseballscorecards.com										
Frank Catalanotto, L OBP: 0.353, SLG: 0.465 15 Alex Rios, R OBP: 0.343, SLG: 0.499 (1, 7)										4	0	2	1	0	0	0											
10 Vernon Wells, R OBP: 0.365, SLG: 0.563 (1, 8)										4	0	1	0	0	1	2											
17 Lyle Overbay, L OBP: 0.364, SLG: 0.502 (1, 3)										4	0	1	0	0	1	3											
Bengie Molina, R OBP: 0.315, SLG: 0.445 (1, 2)										4	1	1	0	0	1	2											
2 Aaron Hill, R OBP: 0.337, SLG: 0.364 (1, 6)										4	0	0	0	0	1	2											
26 Adam Lind, L OBP: 0.429, SLG: 0.615 (1, 10)										3	0	2	1	1	0	0											
23 John Hattig, S OBP: 0.500, SLG: 0.333 25 Troy Glaus, R OBP: 0.394, SLG: 0.522 (1, 5)									3	0	2	0	0	0	1												
8 Russ Adams, L OBP: 0.265, SLG: 0.312 6 John McDonald, R OBP: 0.263, SLG: 0.296 (1, 4)									4	0	0	0	0	2	4												
Inning Stats	R: 0 E: 0 K: 2 S: 10	H: 1 LOB: 1 BB: 0 P: 13	R: 0 E: 0 K: 2 S: 19	H: 1 LOB: 2 BB: 1 P: 29	R: 0 E: 0 K: 1 S: 7	H: 1 LOB: 1 BB: 0 P: 13	R: 1 E: 0 K: 0 S: 14	H: 3 LOB: 1 BB: 0 P: 18	R: 1 E: 0 K: 0 S: 8	H: 2 LOB: 1 BB: 0 P: 12	R: 0 E: 0 K: 0 S: 10	H: 1 LOB: 0 BB: 0 P: 13	R: 0 E: 0 K: 1 S: 11	H: 1 LOB: 1 BB: 0 P: 18	R: 0 E: 0 K: 1 S: 10	H: 0 LOB: 0 BB: 0 P: 14		1B: 8 2B: 3 3B: 0 HR: 0	SF: 0 SAC: 0 DP: 2 HBP: 0	WP: 0 PB: 0 SB: 3 CS: 0	PA: 36						
PITCHER	IP	WLS	BF	H	R	ER	SO	BB	IBB	HBP	BLK	WP	HR	S	P	ERA	WHIP										
45 Kelvim Escobar, R ERA: 3.57	7.0	L	29	9	2	2	5	1	0	0	0	0	0	75	110	2.57	1.429										
Brendan Donnelly, R ERA: 4.29	1.0		4	1	0	0	1	0	0	0	0	0	0	11	18	0.00	1.000										
Hector Carrasco, R ERA: 9.99	1.0		3	0	0	0	1	0	0	0	0	0	0	10	14	0.00	0.000										

Batter	1	2	3	4	5	6	7	8	9	AB	R	H	RBI	BB	SO	LOB	BOTTOM										
Orlando Cabrera, R OBP: 0.340, SLG: 0.410 (1, 6)										4	0	1	1	1	0	2	Toronto Blue Jays @ Los Angeles Angels Angel Stadium of Anaheim, Anaheim, CA Sat Sep 09 2006, 7:05 PM PDT Att: 44,007 - Clear - 70 F livebaseballscorecards.com										
47 Howie Kendrick, R OBP: 0.327, SLG: 0.429 (1, 3)										4	0	0	0	0	1	3											
27 Vladimir Guerrero, R OBP: 0.392, SLG: 0.544 (1, 9)										4	0	1	0	0	0	0											
20 Juan Rivera, R OBP: 0.361, SLG: 0.530 (1, 7)										4	0	2	0	0	0	0											
16 Garret Anderson, L OBP: 0.322, SLG: 0.440 (1, 10)										3	0	0	0	1	1	1											
39 Robb Quinlan, R OBP: 0.332, SLG: 0.474 (1, 5)										4	0	0	0	0	1	4											
José Molina, R OBP: 0.290, SLG: 0.383 (1, 2)										4	0	1	0	0	0	1											
Adam Kennedy, L OBP: 0.326, SLG: 0.379 Tim Salmon, R OBP: 0.352, SLG: 0.436 77 Reggie Willits, S OBP: 0.333, SLG: 0.265 Mike Napoli, R OBP: 0.363, SLG: 0.450 32 Erick Aybar, S OBP: 0.280, SLG: 0.400 (1, 4)										1	1	1	0	0	0	0											
9 Chone Figgins, S OBP: 0.325, SLG: 0.344 (1, 8)									3	0	0	0	0	1	3												
6 Maicer Izturis, S OBP: 0.373, SLG: 0.436 (1, 9)									0	0	0	0	1	0	0												
Inning Stats	R: 0 E: 0 K: 1 S: 13	H: 2 LOB: 3 BB: 1 P: 19	R: 1 E: 0 K: 0 S: 9	H: 2 LOB: 1 BB: 0 P: 15	R: 0 E: 0 K: 0 S: 4	H: 0 LOB: 0 BB: 0 P: 5	R: 0 E: 0 K: 1 S: 10	H: 1 LOB: 1 BB: 0 P: 16	R: 0 E: 0 K: 0 S: 5	H: 0 LOB: 0 BB: 0 P: 6	R: 0 E: 0 K: 0 S: 8	H: 1 LOB: 1 BB: 0 P: 12	R: 0 E: 0 K: 1 S: 9	H: 0 LOB: 1 BB: 1 P: 14	R: 0 E: 0 K: 1 S: 6	H: 0 LOB: 0 BB: 0 P: 10	R: 0 E: 0 K: 1 S: 9	H: 0 LOB: 2 BB: 2 P: 18	1B: 3 2B: 3 3B: 0 HR: 0	SF: 0 SAC: 0 DP: 1 HBP: 1	WP: 0 PB: 0 SB: 0 CS: 0	PA: 37					
PITCHER	IP	WLS	BF	H	R	ER	SO	BB	IBB	HBP	BLK	WP	HR	S	P	ERA	WHIP										
39 Gustavo Chacin, L ERA: 4.94	7.0	W	29	6	1	1	3	2	0	1	0	0	0	6	10	0.00	0.000										
22 Brandon League, R ERA: 2.76	1.0	H	3	0	0	0	1	0	0	0	0	0	0	6	10	0.00	0.000										
52 B.J. Ryan, L ERA: 1.38	1.0	S	5	0	0	0	1	2	0	0	0	0	0	9	18	0.00	2.000										



Batter	1	2	3	4	5	6	7	8	9	AB	R	H	RBI	BB	SO	LOB	TOP				
3 Reed Johnson, R OBP: 0.391, SLG: 0.488 (1, 9)	1-2 SH5-3 1B HBP	1-0 FC6-4		1-1 CS 1B			4-0 G3 2B BB		2-2 L8	3	2	1	1	1	0	1					
Frank Catalanotto, L OBP: 0.391, SLG: 0.459 15 Alex Rios, R OBP: 0.343, SLG: 0.499 (9, 9)	0-1 SH5-3		3-2 F7	1-1 CS	2-1 FC5-4 1B		1-2 G3			3	0	1	0	0	0	1					
10 Vernon Wells, R OBP: 0.363, SLG: 0.559 (1, 8)	3-2 25 1B		1-3 K		0-0 FC5-4 25 G4-3 1B		1-2 25 K 2B			4	1	2	2	0	1	1					
25 Troy Glaus, R OBP: 0.361, SLG: 0.516 (1, 5)	3-3 K		2-3 K		2-2 G4-3		1-3 K			4	0	0	0	0	3	3					
Bengie Molina, R OBP: 0.317, SLG: 0.448 (1, 2)	0-2 1B			0-2 G5-3		0-0 G3-2-3 2B		0-1 F7		4	0	2	1	0	0	0					
17 Lyle Overbay, L OBP: 0.364, SLG: 0.504 (1, 3)	0-1 F8			2-0 26 1B 2B		2-2 G3-1		2-3 K		4	1	1	0	0	1	2					
2 Aaron Hill, R OBP: 0.342, SLG: 0.368 (6, 6)		0-1 F9		4-0 26 1B 6 SH1-3 BB		4-0 26 BB IBB		2-0 P4		2	1	0	0	2	0	0					
26 Adam Lind, L OBP: 0.500, SLG: 0.800 (1, 10)		2-1 FC6-4 1B		0-1 6 SH1-3 1B		4-2 BB		1-2 F8		3	1	2	1	1	0	0					
6 John McDonald, R OBP: 0.264, SLG: 0.293 9 Gregg Zaun, S OBP: 0.357, SLG: 0.441 8 Russ Adams, L OBP: 0.263, SLG: 0.309 (6, PH) (6, 4) (6, 4)	2-3 K		2-1 SH1-3	2-1 SH1-3		0-0 G3-2-3 BB		2-3 K		1	0	0	1	0	1	1					
Inning Stats	R: 2 E: 1 K: 1 S: 15	H: 2 LOB: 1 BB: 0 P: 22	R: 0 E: 0 K: 1 S: 8	H: 1 LOB: 1 BB: 0 P: 13	R: 0 E: 0 K: 2 S: 14	H: 0 LOB: 0 BB: 0 P: 20	R: 3 E: 0 K: 0 S: 11	H: 3 LOB: 0 BB: 1 P: 21	R: 0 E: 0 K: 0 S: 6	H: 1 LOB: 0 BB: 0 P: 10	R: 1 E: 0 K: 1 S: 10	H: 1 LOB: 0 BB: 1 P: 17	R: 0 E: 0 K: 1 S: 7	H: 0 LOB: 0 BB: 0 P: 11	R: 0 E: 0 K: 1 S: 10	H: 0 LOB: 0 BB: 0 P: 15	1B: 6 2B: 3 3B: 0 HR: 0	SF: 0 SAC: 2 DP: 2 HBP: 1	WP: 0 PB: 0 SB: 1 CS: 1	PA: 38	
PITCHER	IP	WLS	BF	H	R	ER	SO	BB	IBB	HBP	BLK	WP	HR	S	P	ERA	WHIP				
49 Jake Woods, L ERA: 4.28	5.1	L	26	8	5	5	4	2	1	1	0	0	0	62	104	8.44	1.875				
Emiliano Fruto, R ERA: 4.91	2.2		8	1	1	1	2	1	0	0	0	0	0	18	29	3.38	0.750				
62 Cesar Jimenez, L ERA:	1.0		3	0	0	0	1	0	0	0	0	0	0	10	15	0.00	0.000				

Toronto Blue Jays @ Seattle Mariners
Safeco Field, Seattle, WA
Mon Sep 11 2006, 7:05 PM PDT
Att: 24,462 - Overcast - 74 F


AB 30
R 6
H 9
RBI 6
BB 4
SO 7
LOB 12



Batter	1	2	3	4	5	6	7	8	9	AB	R	H	RBI	BB	SO	LOB	BOTTOM					
51 Ichiro Suzuki, L OBP: 0.363, SLG: 0.395 (1, 8)	1-0 G4-3		2-2 G1-3		0-2 G1-3			1-3 K		4	0	0	0	0	1	1						
29 Adrián Beltré, R OBP: 0.317, SLG: 0.423 (1, 5)	1-0 FC4-6 1B			3-2 P3		1-2 G5-3		0-0 G6-3		4	0	1	0	0	0	0						
7 Yuniesky Betancourt, R OBP: 0.316, SLG: 0.412 (1, 6)	1-0 FC4-6 1-2 K		1-3 K		1-3 K			0-3 K		4	0	0	0	0	3	1						
Raul Ibanez, L OBP: 0.349, SLG: 0.496 (1, 7)	2-3 K		3-2 P6		4-1 BB			3-2 G5-3 2B		3	0	1	0	1	1	1						
Richie Sexson, R OBP: 0.321, SLG: 0.479 (1, 3)		2-1 F8		4-2 2 2B 4 WP BB		0-1 G5-3		2-1 G5-3		3	1	0	0	1	0	2						
Eduardo Perez, R OBP: 0.337, SLG: 0.485 Ben Broussard, L OBP: 0.335, SLG: 0.499 (8, PH) (8, 9)		0-3 K		0-3 K		0-2 G4-3		0-3 K		3	0	0	0	0	2	1						
2 Kenji Johjima, R OBP: 0.337, SLG: 0.454 (1, 2)		0-1 G5-3		1-0 WP 4 G4-3 2B		0-2 L4				3	1	1	0	0	0	0						
4 Jose Lopez, R OBP: 0.317, SLG: 0.408 (1, 4)			2-2 12 G6-4-3 1B		1-2 G4-3		2-2 P3			3	0	1	1	0	0	0						
12 Michael Morse, R OBP: 0.371, SLG: 0.467 Greg Dobbs, L OBP: 0.278, SLG: 0.389 T.J. Bohm, R OBP: 0.300, SLG: 0.125 (8, PH) (8, 9)			1-1 G6-4-3		1-1 1-1		0-0 G6-3			2	0	1	0	0	0	1						
Inning Stats	R: 0 E: 0 K: 1 S: 6	H: 1 LOB: 1 BB: 0 P: 11	R: 0 E: 0 K: 1 S: 7	H: 0 LOB: 0 BB: 0 P: 9	R: 0 E: 0 K: 0 S: 9	H: 1 LOB: 0 BB: 0 P: 14	R: 0 E: 0 K: 1 S: 11	H: 0 LOB: 0 BB: 0 P: 18	R: 2 E: 0 K: 1 S: 15	H: 2 LOB: 1 BB: 1 P: 22	R: 0 E: 0 K: 1 S: 11	H: 0 LOB: 0 BB: 1 P: 17	R: 0 E: 0 K: 0 S: 15	H: 0 LOB: 0 BB: 0 P: 17	R: 0 E: 0 K: 1 S: 5	H: 0 LOB: 0 BB: 0 P: 6	R: 0 E: 0 K: 2 S: 13	H: 1 LOB: 1 BB: 0 P: 18	1B: 3 2B: 2 3B: 0 HR: 0	SF: 0 SAC: 0 DP: 1 HBP: 0	WP: 1 PB: 0 SB: 0 CS: 0	PA: 33
PITCHER	IP	WLS	BF	H	R	ER	SO	BB	IBB	HBP	BLK	WP	HR	S	P	ERA	WHIP					
Ted Lilly, L ERA: 4.55	7.0	W	26	4	2	2	5	2	0	0	0	0	0	74	108	2.57	0.857					
22 Brandon League, R ERA: 2.5	1.0		3	0	0	0	1	0	0	0	0	0	0	5	6	0.00	0.000					
49 Jeremy Accardo, R ERA: 4.91	1.0		4	1	0	0	2	0	0	0	0	0	0	13	18	0.00	1.000					

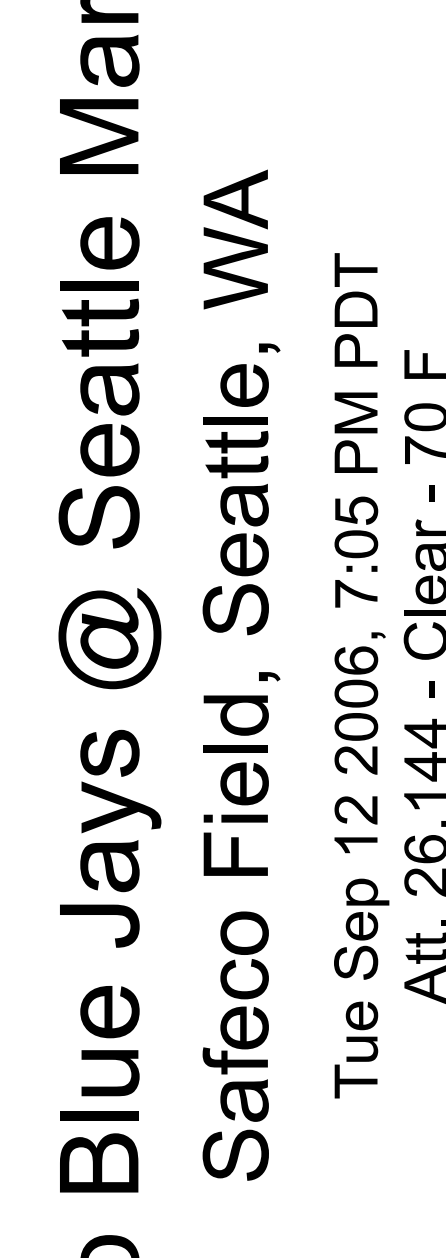
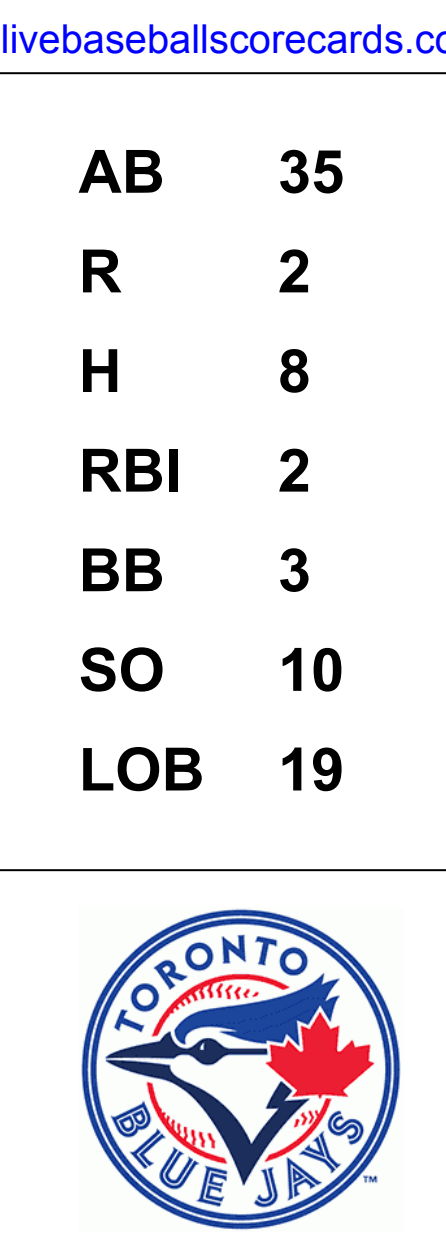
Toronto Blue Jays @ Seattle Mariners
Safeco Field, Seattle, WA
Mon Sep 11 2006, 7:05 PM PDT
Att: 24,462 - Overcast - 74 F

AB 31
R 2
H 5
RBI 1
BB 2
SO 8
LOB 8



Batter	1	2	3	4	5	6	7	8	9	AB	R	H	RBI	BB	SO	LOB	TOP					
Frank Catalanotto, L (1, 9) OBP: 0.386, SLG: 0.453	1-2 F8		0-0 G3-1		0-1 P4		1-1 G4-3		0-1 FC3-6 2 1B	5	0	0	0	0	0	3	Toronto Blue Jays @ Seattle Mariners Safeco Field, Seattle, WA Tue Sep 12 2006, 7:05 PM PDT Att: 26,144 - Clear - 70 F AB 35 R 2 H 8 RBI 2 BB 3 SO 10 LOB 19					
2 Aaron Hill, R (1, 4) OBP: 0.344, SLG: 0.369 (6, 6)	0-3 K			2-2 10 HR 1B	1-1 HBP		1-2 G1-3		2-2 1B	4	1	2	0	0	1	0						
10 Vernon Wells, R (1, 8) OBP: 0.364, SLG: 0.563	2-3 K			0-1 1-H HR	0-1 G1-3		0-0 1B		0-0 F8	5	1	2	2	0	1	5						
17 Lyle Overbay, L (1, 3) OBP: 0.365, SLG: 0.503		4-0 G5-3 BB		2-0 F7		0-0 9 BB 1B		0-0 P6		3	0	1	0	1	0	1						
25 Troy Glaus, R (1, 5) OBP: 0.359, SLG: 0.511	0-0 L7			2-1 F8		2-3 1B		1-1 F8		4	0	0	0	0	1	2						
Bengie Molina, R (1, 2) OBP: 0.316, SLG: 0.446	1-2 G5-3			1-1 F9		0-0 9 BB 1B		1-3 K		4	0	1	0	0	1	1						
26 Adam Lind, L (1, 7) OBP: 0.462, SLG: 0.750	0-3 K			2-2 6 WP 2B		1-1 F7		2-3 K		4	0	1	0	0	2	3						
Kevin Barker, L (1, 10) OBP: 0.375, SLG: 0.714 (6, PH)			2-3 K		1-3 K		4-2 1B		1-2 G3-1	2	0	0	0	0	2	1						
9 Gregg Zaun, S (6, PH) OBP: 0.358, SLG: 0.439 (6, 10)						1-2 2-3 BB				1	0	0	0	1	0	0						
6 John McDonald, R (1, 6) OBP: 0.266, SLG: 0.292 (6, PH)			1-3 K		4-2 2 HBP BB		1-3 K		1-0 FC3-6 1B	1	0	0	0	1	1	0						
8 Russ Adams, L (6, 4) OBP: 0.264, SLG: 0.311 (6, 4)										2	0	1	0	0	1	3						
Inning Stats	R: 0 E: 0 K: 2 S: 15	H: 0 LOB: 0 BB: 0 P: 18	R: 0 E: 0 K: 1 S: 8	H: 0 LOB: 1 BB: 1 P: 13	R: 0 E: 0 K: 2 S: 7	H: 0 LOB: 0 BB: 0 P: 10	R: 2 E: 0 K: 0 S: 10	H: 2 LOB: 0 BB: 0 P: 17	R: 0 E: 0 K: 1 S: 18	H: 1 LOB: 3 BB: 1 P: 26	R: 0 E: 0 K: 2 S: 13	H: 2 LOB: 1 BB: 0 P: 21	R: 0 E: 0 K: 0 S: 7	H: 0 LOB: 0 BB: 0 P: 9	R: 0 E: 0 K: 2 S: 8	H: 0 LOB: 0 BB: 0 P: 12	R: 0 E: 0 K: 0 S: 11	H: 2 LOB: 2 BB: 0 P: 15	1B: 6 2B: 1 3B: 0 HR: 1	SF: 0 SAC: 0 DP: 0 HBP: 1	WP: 1 PB: 0 SB: 0 CS: 0	PA: 39
PITCHER	IP WLS BF H R ER SO BB IBB HBP BLK WP HR S P ERA WHIP																					
Gil Meche, R (1, 1) ERA: 4.28	5.1 W 24 5 2 2 7 2 0 1 0 1 1 63 91 3.38 1.312																					
59 Eric O'Flaherty, L (6, 1) ERA: 2.45	0.1 H 1 0 0 0 0 0 0 0 0 0 0 2 3 0.00 0.000																					
60 Jon Huber, R (6, 1) ERA: 1.93	1.0 H 5 1 0 0 0 1 1 0 0 0 0 0 12 19 0.00 2.000																					
George Sherrill, L (7, 1) ERA: 3.89	0.1 H 1 0 0 0 0 0 0 0 0 0 0 1 1 0.00 0.000																					
Joel Pineiro, R (8, 1) ERA: 6.02	1.0 H 3 0 0 0 2 0 0 0 0 0 0 0 8 12 0.00 0.000																					

Batter	1	2	3	4	5	6	7	8	9	AB	R	H	RBI	BB	SO	LOB	BOTTOM					
51 Ichiro Suzuki, L (1, 8) OBP: 0.361, SLG: 0.394	1-2 F9	0-2 1-2 2-3 1B		0-2 F7	1 SAFE 2-2 K		1-3 K			5	0	1	0	0	2	3	Toronto Blue Jays @ Seattle Mariners Safeco Field, Seattle, WA Tue Sep 12 2006, 7:05 PM PDT Att: 26,144 - Clear - 70 F AB 37 R 4 H 12 RBI 4 BB 2 SO 7 LOB 23					
29 Adrian Beltré, R (1, 5) OBP: 0.316, SLG: 0.427	0-0 K	0-2 F9		0-3 K		2-3 K		0-0 L7		5	1	1	1	0	2	3						
7 Yuniesky Betancourt, R (1, 6) OBP: 0.319, SLG: 0.413	2-2 K	0-0 P4		4-1 FC6-4 BB		1-0 E5 BB		3-2 G6-3		4	0	1	0	1	0	3						
Raul Ibanez, L (1, 7) OBP: 0.347, SLG: 0.499	3-2 F8		0-0 HR	1 SAFE 1 SAFE 1 SAFE FC6-4	1-2 1-2 2-3 1B	3-3 K		2-2 F9		5	1	1	1	0	1	3						
Richie Sexson, R (1, 3) OBP: 0.322, SLG: 0.480	2-2 G5-3		3-1 G5-3		3-2 E 4 1B 2B	4-2 1-2 BB				3	1	1	0	1	0	1						
Ben Broussard, L (1, 10) OBP: 0.337, SLG: 0.500 (6, PH)		3-2 F8	0-0 4 E 2 1B 1B		1-2 E9 4 1B 1B	1-2 L8				3	0	2	0	0	0	0						
Eduardo Perez, R (7, 10) OBP: 0.335, SLG: 0.482 (7, 10)										1	0	0	0	0	0	2						
2 Kenji Johjima, R (1, 2) OBP: 0.338, SLG: 0.455	2-1 1B 1B		0-2 4 E 1B 1B		0-0 F8		3-3 K			4	1	2	0	0	1	2						
4 Jose Lopez, R (1, 4) OBP: 0.318, SLG: 0.409	2-1 51 1B 1B		2-2 L4		2-1 2-3 3-H 1B		2-2 G5-3			4	0	2	1	0	0	2						
Chris Snelling, L (1, 9) OBP: 0.371, SLG: 0.500 (7, PR)	2-1 51 1B 1B		2-2 G3-1		0-3 K					3	0	1	1	0	1	4						
T.J. Bohn, R (8, 9) OBP: 0.300, SLG: 0.125 (8, 9)	1-2 3-H 1B									0	0	0	0	0	0	0						
Inning Stats	R: 1 E: 0 K: 0 S: 14	H: 2 LOB: 1 BB: 0 P: 22	R: 1 E: 0 K: 0 S: 16	H: 4 LOB: 3 BB: 0 P: 25	R: 1 E: 1 K: 0 S: 13	H: 3 LOB: 2 BB: 0 P: 20	R: 0 E: 0 K: 1 S: 10	H: 0 LOB: 1 BB: 1 P: 15	R: 1 E: 1 K: 2 S: 17	H: 3 LOB: 2 BB: 0 P: 25	R: 0 E: 0 K: 2 S: 16	H: 0 LOB: 2 BB: 1 P: 27	R: 0 E: 0 K: 0 S: 11	H: 0 LOB: 0 BB: 0 P: 20	R: 0 E: 0 K: 0 S: 7	H: 0 LOB: 0 BB: 0 P: 12	R: 0 E: 0 K: 0 S: 11	H: 0 LOB: 0 BB: 0 P: 15	1B: 8 2B: 2 3B: 0 HR: 2	SF: 0 SAC: 0 DP: 0 HBP: 1	WP: 0 PB: 0 SB: 0 CS: 0	PA: 40
PITCHER	IP WLS BF H R ER SO BB IBB HBP BLK WP HR S P ERA WHIP																					
28 Shaun Marcum, R (1, 1) ERA: 5.43	2.2 L 17 9 3 3 0 0 0 0 0 0 0 2 40 62 10.12 3.375																					
50 Davis Romero, L (3, 1) ERA: 3.24	1.1 7 2 1 1 1 1 0 0 0 0 0 0 19 30 6.75 2.250																					
54 Jason Frasor, R (5, 1) ERA: 4.24	1.1 6 1 0 0 3 0 0 0 0 0 0 0 18 25 0.00 0.750																					
37 Scott Downs, L (6, 1) ERA: 4.44	1.2 7 0 0 0 3 1 0 0 1 0 0 0 20 37 0.00 0.600																					
49 Jeremy Accardo, R (8, 1) ERA: 4.83	1.0 3 0 0 0 0 0 0 0 0 0 0 0 7 12 0.00 0.000																					



Batter	1	2	3	4	5	6	7	8	9	AB	R	H	RBI	BB	SO	LOB	TOP								
3 Reed Johnson, R OBP: 0.391, SLG: 0.487 (1, 9)	L5		G3	10 BB 17 BB 1B	G6-3		G6-4-3			5	1	2	1	0	0	3	Toronto Blue Jays @ Seattle Mariners Safeco Field, Seattle, WA Wed Sep 13 2006, 1:35 PM PDT Att: 26,224 - Cloudy - 60 F								
Frank Catalanotto, L OBP: 0.384, SLG: 0.448 (1, 7)	F8		G3	17 BB 10 BB 9 HR BB	K		G5-3			4	1	0	0	1	1	3									
10 Vernon Wells, R OBP: 0.362, SLG: 0.559 15 Alex Rios, R OBP: 0.343, SLG: 0.499 (8, 9)	G1-3		K	17 BB 9 HR BB			G4-3		L9	4	1	0	0	1	1	0									
17 Lyle Overbay, L OBP: 0.366, SLG: 0.502 Kevin Barker, L OBP: 0.333, SLG: 0.625 (7, 3)		G4-3	F8	9 HR BB			26 BB 1B		K	3	1	1	1	1	0	1									
9 Gregg Zaun, S OBP: 0.362, SLG: 0.463 (1, 2)		HR		2 BB 21 BB BB			F8		G6-3	4	3	2	5	1	0	1									
26 Adam Lind, L OBP: 0.500, SLG: 0.786 Jason Phillips, R OBP: 0.194, SLG: 0.333 (9, 10)		23 BB 8 BB 1B		2 BB 1B					E7 2 G5-4-3	4	1	3	0	0	0	0									
2 Aaron Hill, R OBP: 0.343, SLG: 0.366 (1, 6)		L8		2 BB BB			F9		G5-4-3	4	1	0	0	1	0	4									
23 John Hattig, S OBP: 0.611, SLG: 0.538 (1, 5)		8 BB 1B		8 BB 3 BB 2B	3 G6-3 BB		G6-4-3 8 BB 1B		K	3	1	2	3	2	1	0									
8 Russ Adams, L OBP: 0.268, SLG: 0.314 (1, 4)		1-2 2-H 1B		G5-3	F8		1-2 3 G6-4-3 1B			4	0	2	0	0	0	2									
Inning Stats	R: 0 E: 0 K: 0 S: 5	H: 0 LOB: 0 BB: 0 P: 7	R: 1 E: 0 K: 0 S: 16	H: 3 LOB: 2 BB: 1 P: 25	R: 0 E: 0 K: 1 S: 11	H: 1 LOB: 0 BB: 0 P: 15	R: 9 E: 0 K: 0 S: 24	H: 4 LOB: 0 BB: 5 P: 46	R: 0 E: 0 K: 1 S: 13	H: 0 LOB: 1 BB: 1 P: 22	R: 0 E: 0 K: 0 S: 16	H: 2 LOB: 2 BB: 0 P: 21	R: 0 E: 0 K: 1 S: 12	H: 0 LOB: 1 BB: 0 P: 15	R: 0 E: 0 K: 1 S: 6	H: 0 LOB: 0 BB: 0 P: 10	R: 0 E: 1 K: 1 S: 10	H: 0 LOB: 0 BB: 0 P: 12	1B: 8 2B: 2 3B: 0 HR: 2	SF: 0 SAC: 0 DP: 2 HBP: 0	WP: 0 PB: 0 SB: 0 CS: 0	PA: 44			
PITCHER	IP WLS BF H R ER SO BB IBB HBP BLK WP HR S P ERA WHIP	IP WLS BF H R ER SO BB IBB HBP BLK WP HR S P ERA WHIP	IP WLS BF H R ER SO BB IBB HBP BLK WP HR S P ERA WHIP	IP WLS BF H R ER SO BB IBB HBP BLK WP HR S P ERA WHIP	IP WLS BF H R ER SO BB IBB HBP BLK WP HR S P ERA WHIP	IP WLS BF H R ER SO BB IBB HBP BLK WP HR S P ERA WHIP	IP WLS BF H R ER SO BB IBB HBP BLK WP HR S P ERA WHIP	IP WLS BF H R ER SO BB IBB HBP BLK WP HR S P ERA WHIP	IP WLS BF H R ER SO BB IBB HBP BLK WP HR S P ERA WHIP	IP WLS BF H R ER SO BB IBB HBP BLK WP HR S P ERA WHIP	IP WLS BF H R ER SO BB IBB HBP BLK WP HR S P ERA WHIP	IP WLS BF H R ER SO BB IBB HBP BLK WP HR S P ERA WHIP	IP WLS BF H R ER SO BB IBB HBP BLK WP HR S P ERA WHIP	IP WLS BF H R ER SO BB IBB HBP BLK WP HR S P ERA WHIP	IP WLS BF H R ER SO BB IBB HBP BLK WP HR S P ERA WHIP	IP WLS BF H R ER SO BB IBB HBP BLK WP HR S P ERA WHIP	IP WLS BF H R ER SO BB IBB HBP BLK WP HR S P ERA WHIP	IP WLS BF H R ER SO BB IBB HBP BLK WP HR S P ERA WHIP	IP WLS BF H R ER SO BB IBB HBP BLK WP HR S P ERA WHIP	IP WLS BF H R ER SO BB IBB HBP BLK WP HR S P ERA WHIP	IP WLS BF H R ER SO BB IBB HBP BLK WP HR S P ERA WHIP	IP WLS BF H R ER SO BB IBB HBP BLK WP HR S P ERA WHIP	IP WLS BF H R ER SO BB IBB HBP BLK WP HR S P ERA WHIP	IP WLS BF H R ER SO BB IBB HBP BLK WP HR S P ERA WHIP	IP WLS BF H R ER SO BB IBB HBP BLK WP HR S P ERA WHIP

AB 37
R 10
H 12
RBI 10
BB 7
SO 4
LOB 15



Batter	1	2	3	4	5	6	7	8	9	AB	R	H	RBI	BB	SO	LOB	BOTTOM								
51 Ichiro Suzuki, L OBP: 0.360, SLG: 0.392 25 Adam Jones, R OBP: 0.227, SLG: 0.301 (8, 8)	K		K		F5		P3			3	0	0	0	0	2	3	Toronto Blue Jays @ Seattle Mariners Safeco Field, Seattle, WA Wed Sep 13 2006, 1:35 PM PDT Att: 26,224 - Cloudy - 60 F								
29 Adrián Beltré, R OBP: 0.316, SLG: 0.428 12 Michael Morse, R OBP: 0.361, SLG: 0.452 (6, 5)	7 G3 2B		G1-6-3		F9				K	3	0	1	0	0	0	2									
7 Yuniesky Betancourt, R OBP: 0.377, SLG: 0.410 17 Oswaldo Navarro, R OBP: 1.000, SLG: 1.000 (1, 6)	G3			F9			P4			3	0	0	0	0	1	0									
Raul Ibanez, L OBP: 0.346, SLG: 0.496 T.J. Bohm, R OBP: 0.273, SLG: 0.111 (7, 7)	K			K			G3		K	3	0	0	0	0	2	1									
Richie Sexson, R OBP: 0.323, SLG: 0.480 Greg Dobbs, L OBP: 0.300, SLG: 0.368 (6, 3)		K		1B					K	2	0	1	0	0	1	0									
Ben Broussard, L OBP: 0.334, SLG: 0.495 (1, 10)		P6		K2-3			G4-3		K	4	0	0	0	0	2	2									
Chris Snelling, L OBP: 0.392, SLG: 0.524 (1, 9)					16 BB 1B				F9	3	0	2	0	1	0	0									
30 René Rivera, R OBP: 0.181, SLG: 0.264 (1, 2)					L9				1B	4	0	1	0	0	2	3									
16 Willie Bloomquist, R OBP: 0.320, SLG: 0.300 (1, 4)							G4-3		P4	3	0	1	0	1	0	2									
Inning Stats	R: 0 E: 0 K: 2 S: 10	H: 1 LOB: 1 BB: 0 P: 13	R: 0 E: 0 K: 2 S: 7	H: 0 LOB: 1 BB: 1 P: 14	R: 0 E: 0 K: 1 S: 7	H: 1 LOB: 0 BB: 0 P: 11	R: 0 E: 0 K: 2 S: 10	H: 1 LOB: 1 BB: 0 P: 18	R: 0 E: 0 K: 0 S: 9	H: 0 LOB: 1 BB: 2 P: 17	R: 0 E: 0 K: 0 S: 6	H: 0 LOB: 1 BB: 0 P: 9	R: 0 E: 0 K: 3 S: 10	H: 1 LOB: 1 BB: 0 P: 11	R: 0 E: 0 K: 1 S: 9	H: 1 LOB: 1 BB: 0 P: 12	1B: 5 2B: 2 3B: 0 HR: 0	SF: 0 SAC: 0 DP: 0 HBP: 1	WP: 0 PB: 0 SB: 1 CS: 0	PA: 36					
PITCHER	IP WLS BF H R ER SO BB IBB HBP BLK WP HR S P ERA WHIP	IP WLS BF H R ER SO BB IBB HBP BLK WP HR S P ERA WHIP	IP WLS BF H R ER SO BB IBB HBP BLK WP HR S P ERA WHIP	IP WLS BF H R ER SO BB IBB HBP BLK WP HR S P ERA WHIP	IP WLS BF H R ER SO BB IBB HBP BLK WP HR S P ERA WHIP	IP WLS BF H R ER SO BB IBB HBP BLK WP HR S P ERA WHIP	IP WLS BF H R ER SO BB IBB HBP BLK WP HR S P ERA WHIP	IP WLS BF H R ER SO BB IBB HBP BLK WP HR S P ERA WHIP	IP WLS BF H R ER SO BB IBB HBP BLK WP HR S P ERA WHIP	IP WLS BF H R ER SO BB IBB HBP BLK WP HR S P ERA WHIP	IP WLS BF H R ER SO BB IBB HBP BLK WP HR S P ERA WHIP	IP WLS BF H R ER SO BB IBB HBP BLK WP HR S P ERA WHIP	IP WLS BF H R ER SO BB IBB HBP BLK WP HR S P ERA WHIP	IP WLS BF H R ER SO BB IBB HBP BLK WP HR S P ERA WHIP	IP WLS BF H R ER SO BB IBB HBP BLK WP HR S P ERA WHIP	IP WLS BF H R ER SO BB IBB HBP BLK WP HR S P ERA WHIP	IP WLS BF H R ER SO BB IBB HBP BLK WP HR S P ERA WHIP	IP WLS BF H R ER SO BB IBB HBP BLK WP HR S P ERA WHIP	IP WLS BF H R ER SO BB IBB HBP BLK WP HR S P ERA WHIP	IP WLS BF H R ER SO BB IBB HBP BLK WP HR S P ERA WHIP	IP WLS BF H R ER SO BB IBB HBP BLK WP HR S P ERA WHIP	IP WLS BF H R ER SO BB IBB HBP BLK WP HR S P ERA WHIP	IP WLS BF H R ER SO BB IBB HBP BLK WP HR S P ERA WHIP	IP WLS BF H R ER SO BB IBB HBP BLK WP HR S P ERA WHIP	IP WLS BF H R ER SO BB IBB HBP BLK WP HR S P ERA WHIP

AB 33
R 0
H 7
RBI 0
BB 2
SO 12
LOB 17



Batter	1	2	3	4	5	6	7	8	9	10	AB	R	H	RBI	BB	SO	LOB	TOP											
5 Rocco Baldelli, R OBP: 0.343, SLG: 0.532 (1, 8)	G4-3		G1-3			G5-3	K			K	5	1	1	0	0	2	4												
Delmon Young, R OBP: 0.386, SLG: 0.567 (1, 9)	K		K			G5-3			F8		5	0	2	0	0	2	0												
13 Carl Crawford, L OBP: 0.348, SLG: 0.485 (1, 7)	G3-1		CS		K	G5-3		G3		F8	5	0	0	1	0	1	2												
14 Greg Norton, S OBP: 0.367, SLG: 0.510 (1, 10)					F9	G4-3					4	0	2	0	0	0	1												
Ty Wigginton, R OBP: 0.316, SLG: 0.473 (1, 3)					G1-3						4	0	2	0	0	0	1												
3 Jorge Cantu, R OBP: 0.232, SLG: 0.403 (1, 4)											4	0	0	0	0	1	2												
2 B.J. Upton, R OBP: 0.291, SLG: 0.270 (1, 5)											4	1	1	0	0	0	2												
32 Shawn Riggins, R OBP: 0.667, SLG: 0.750 (1, 2)											3	1	1	0	1	0	1												
Tomas Perez, S OBP: 0.222, SLG: 0.285 (1, 6)											4	1	1	1	0	1	1												
Inning Stats	R: 0 E: 0 K: 1 S: 6	H: 0 LOB: 0 BB: 0 P: 6	R: 0 E: 0 K: 10 S: 10	H: 2 LOB: 1 BB: 0 P: 15	R: 1 E: 0 K: 1 S: 12	H: 1 LOB: 0 BB: 0 P: 14	R: 0 E: 0 K: 1 S: 7	H: 0 LOB: 0 BB: 0 P: 7	R: 0 E: 0 K: 0 S: 4	H: 0 LOB: 0 BB: 0 P: 6	R: 1 E: 0 K: 0 S: 12	H: 2 LOB: 1 BB: 0 P: 16	R: 1 E: 0 K: 2 S: 14	H: 2 LOB: 2 BB: 1 P: 23	R: 0 E: 0 K: 0 S: 9	H: 1 LOB: 1 BB: 0 P: 13	R: 0 E: 0 K: 0 S: 7	H: 1 LOB: 0 BB: 0 P: 10	R: 1 E: 0 K: 2 S: 13	H: 1 LOB: 0 BB: 0 P: 18	1B: 7 2B: 3 3B: 0 HR: 0	SF: 0 SAC: 0 DP: 1 HBP: 0	WP: 2 PB: 1 SB: 1 CS: 1	PA: 40					
PITCHER	IP 9.0	WLS 35	H 9	R 3	ER 3	SO 5	BB 1	IBB 0	HBP 0	BLK 0	WP 1	HR 0	S 81	P 110	ERA 3.00	WHIP 1.111													
32 Roy Halladay, R ERA: 3.2 (1, 1)	1.0	W	4	1	1	0	2	0	0	0	0	0	0	1	0	13	18	0.00	1.000										
52 B.J. Ryan, L ERA: 1.36 (10, 1)																													

Tampa Bay Devil Rays @ Toronto Blue Jays
Rogers Centre, Toronto, ON
Fri Sep 15 2006, 7:07 PM EDT
Att: 27,607 - Overcast - 68 F

AB	38
R	4
H	10
RBI	2
BB	1
SO	7
LOB	14



Batter	1	2	3	4	5	6	7	8	9	10	AB	R	H	RBI	BB	SO	LOB	BOTTOM								
3 Reed Johnson, R OBP: 0.389, SLG: 0.484 (1, 9)	F7		G5-4-3		P2		FC6			K	5	0	1	0	0	1	5									
Frank Catalanotto, L OBP: 0.382, SLG: 0.445 (1, 7)	G4-3		F8		P6		P2				5	0	1	1	0	0	5									
10 Vernon Wells, R OBP: 0.351, SLG: 0.560 (1, 8)			G5-4-3								3	0	1	2	0	0	1									
17 Lyle Overbay, L OBP: 0.368, SLG: 0.502 (1, 3)					F9						4	0	2	0	1	0	2									
25 Troy Glaus, R OBP: 0.351, SLG: 0.513 (1, 5)											4	0	2	0	1	1	2									
26 Adam Lind, L OBP: 0.429, SLG: 0.667 (1, 10)											5	0	0	0	0	2	6									
9 Gregg Zaun, S OBP: 0.359, SLG: 0.458 (1, 2)											5	0	1	0	0	0	3									
15 Alex Rios, R OBP: 0.343, SLG: 0.499 (10, PR)											0	1	0	0	0	0	0									
2 Aaron Hill, R OBP: 0.349, SLG: 0.379 (8, 6)											4	3	4	2	0	0	0									
6 John McDonald, R OBP: 0.264, SLG: 0.289 (1, 6)											2	0	0	0	0	0	2									
Kevin Barker, L OBP: 0.400, SLG: 0.667 (7, PH)											1	0	1	0	0	0	0									
8 Russ Adams, L OBP: 0.271, SLG: 0.314 (8, 4)											0	1	0	0	1	0	0									
Inning Stats	R: 0 E: 0 K: 1 S: 10	H: 1 LOB: 2 BB: 1 P: 18	R: 0 E: 0 K: 0 S: 13	H: 1 LOB: 1 BB: 0 P: 19	R: 0 E: 0 K: 0 S: 8	H: 1 LOB: 0 BB: 0 P: 9	R: 0 E: 0 K: 0 S: 9	H: 1 LOB: 1 BB: 0 P: 13	R: 0 E: 0 K: 0 S: 7	H: 0 LOB: 0 BB: 0 P: 11	R: 0 E: 0 K: 0 S: 12	H: 1 LOB: 2 BB: 1 P: 16	R: 1 E: 1 K: 0 S: 12	H: 2 LOB: 2 BB: 0 P: 19	R: 0 E: 0 K: 0 S: 6	H: 0 LOB: 0 BB: 0 P: 9	R: 2 E: 0 K: 2 S: 15	H: 4 LOB: 3 BB: 1 P: 23	R: 2 E: 0 K: 0 S: 6	H: 2 LOB: 1 BB: 0 P: 8	1B: 9 2B: 3 3B: 0 HR: 1	SF: 2 SAC: 0 DP: 1 HBP: 1	WP: 1 PB: 0 SB: 0 CS: 0	PA: 44		
PITCHER	IP 6.0	WLS 27	H 7	R 1	ER 0	SO 2	BB 2	IBB 0	HBP 1	BLK 0	WP 0	HR 0	S 59	P 91	ERA 0.00	WHIP 1.500										
Jae Weong Seo, R ERA: 4.98 (7, 1)	1.0	H	4	0	0	0	0	0	0	0	0	0	8	14	0.00	0.000										
Dan Miceli, R ERA: 4.39 (8, 1)	1.0	H	3	0	0	0	0	0	0	0	0	0	6	9	0.00	0.000										
37 Seth McClung, R ERA: 6.25 (9, 1)	1.0	B	8	4	2	2	2	1	0	0	1	0	15	23	18.00	5.000										
Brian Meadows, R ERA: 5.49 (10, 1)	0.0	L	2	2	2	2	0	0	0	0	0	1	6	8	∞	∞										
PITCHER	IP 6.0	WLS 27	H 7	R 1	ER 0	SO 2	BB 2	IBB 0	HBP 1	BLK 0	WP 0	HR 0	S 59	P 91	ERA 0.00	WHIP 1.500										

Tampa Bay Devil Rays @ Toronto Blue Jays
Rogers Centre, Toronto, ON
Fri Sep 15 2006, 7:07 PM EDT
Att: 27,607 - Overcast - 68 F

AB	38
R	5
H	13
RBI	5
BB	3
SO	4
LOB	26



Batter	1	2	3	4	5	6	7	8	9	AB	R	H	RBI	BB	SO	LOB	TOP			
18 Ben Zobrist, S (1, 6) OBP: 0.288, SLG: 0.331	2-0 P5		1-2 P1		3-2 G4-3		1-2 F7			4	0	0	0	0	0	1	<p>Tampa Bay Devil Rays @ Toronto Blue Jays</p> <p>Rogers Centre, Toronto, ON</p> <p>Sat Sep 16 2006, 4:07 PM EDT</p> <p>Att: 30,698 - Partly Cloudy - 68 F</p> <p>livebaseballscores.com</p>			
Delmon Young, R (1, 9) OBP: 0.405, SLG: 0.606	0-1 2B		2-2 1B		0-1 2B			0-3 K		4	0	3	0	0	1	0				
13 Carl Crawford, L (1, 7) OBP: 0.346, SLG: 0.481	1-1 P4		1-2 F9		1-3 K			2-0 G1-3		4	0	0	0	0	1	4				
Ty Wigginton, R (1, 3) OBP: 0.315, SLG: 0.471	1-3 K			3-2 SH5-3 30 1B	3-3 K			0-0 G1-3		4	1	1	0	0	2	2				
3 Jorge Cantu, R (1, 10) OBP: 0.291, SLG: 0.399		2-2 F8		4-2 SH5-3 30 1B BB		1-2 P3			2-3 K	3	0	0	0	1	1	0				
Damon Hollins, R (1, 8) OBP: 0.265, SLG: 0.411		2-2 L8		0-0 SH5-3		0-0 F8			1-2 2B	3	0	1	0	0	0	0				
30 Dioner Navarro, S (1, 2) OBP: 0.336, SLG: 0.368		2-2 F8		0-2 1B		2-2 P3			3-2 F7	4	0	1	1	0	0	1				
2 B.J. Upton, R (1, 5) OBP: 0.283, SLG: 0.262			0-1 F8	0-0 F9			1-1 G4-3			4	0	0	0	0	0	3				
Tomas Perez, S (1, 4) OBP: 0.223, SLG: 0.286			0-0 1B	0-1 G5-3			2-3 K			3	0	1	0	0	1	2				
Inning Stats	R: 0 E: 0 K: 1 S: 8	H: 1 LOB: 1 BB: 0 P: 12	R: 0 E: 0 K: 0 S: 10	H: 0 LOB: 0 BB: 0 P: 16	R: 0 E: 0 K: 0 S: 13	H: 2 LOB: 2 BB: 1 P: 17	R: 1 E: 0 K: 0 S: 13	H: 2 LOB: 2 BB: 1 P: 20	R: 0 E: 0 K: 2 S: 12	H: 0 LOB: 0 BB: 0 P: 11	R: 0 E: 0 K: 1 S: 10	H: 0 LOB: 0 BB: 0 P: 14	R: 0 E: 0 K: 1 S: 5	H: 1 LOB: 1 BB: 0 P: 7	R: 0 E: 0 K: 1 S: 12	H: 1 LOB: 1 BB: 0 P: 18	1B: 4 2B: 3 3B: 0 HR: 0	SF: 0 SAC: 1 DP: 0 HBP: 0	WP: 0 PB: 0 SB: 1 CS: 0	PA: 35
PITCHER	IP WLS BF H R ER SO BB IBB HBP BLK WP HR S P ERA WHIP																			
Ted Lilly, L (1, 1) ERA: 4.44	6.0 W 25 6 1 1 3 1 0 0 0 0 0 0 64 95 1.50 1.167																			
22 Brandon League, R (7, 1) ERA: 2.52	1.0 3 0 0 0 1 0 0 0 0 0 0 0 10 14 0.00 0.000																			
54 Jason Frasor, R (8, 1) ERA: 4.15	1.0 3 0 0 0 1 0 0 0 0 0 0 0 5 7 0.00 0.000																			
49 Jeremy Accardo, R (9, 1) ERA: 4.76	1.0 4 1 0 0 1 0 0 0 0 0 0 0 12 18 0.00 1.000																			

Batter	1	2	3	4	5	6	7	8	9	AB	R	H	RBI	BB	SO	LOB	BOTTOM			
3 Reed Johnson, R (1, 9) OBP: 0.391, SLG: 0.484	0-1 L7	0-2 1B				0-1 1B		0-2 K		4	0	2	1	1	1	1	<p>Tampa Bay Devil Rays @ Toronto Blue Jays</p> <p>Rogers Centre, Toronto, ON</p> <p>Sat Sep 16 2006, 4:07 PM EDT</p> <p>Att: 30,698 - Partly Cloudy - 68 F</p> <p>livebaseballscores.com</p>			
Frank Catalanotto, L (1, 7) OBP: 0.353, SLG: 0.448	2-1 2B		2-1 10 FC4-6		0-1 L5	0-1 G6-3				4	0	2	0	0	0	4				
15 Alex Rios, R (8, 9) OBP: 0.343, SLG: 0.499	2-1 2B		1-1 FC4-6 25 G6-4-3		0-1 1B	4-0 25 2B BB		0-0 25 G1-6-3		3	1	1	0	1	0	2				
10 Vernon Wells, R (1, 8) OBP: 0.362, SLG: 0.559	2-1 L7		1-1 FC4-6 25 G6-4-3		2-2 G6-4-3	1-1 26 1B BB		1-2 G1-6-3		4	1	1	0	0	1	3				
25 Troy Glaus, R (1, 5) OBP: 0.360, SLG: 0.513	1-3 K		1-2 G6-4-3		1-1 26 1B BB	1-3 26 1B 2B		1-2 G1-6-3		3	2	1	0	1	0	1				
Bengie Molina, R (1, 2) OBP: 0.318, SLG: 0.446		1-1 17 1B 2B		1-0 F9		0-1 26 1B 6 2B		4-2 2 WP BB		3	0	0	0	1	2	4				
2 Aaron Hill, R (1, 4) OBP: 0.346, SLG: 0.377		2-2 F7		4-2 17 G3-6-1 BB		0-3 K		2-3 K		3	0	0	0	1	2	4				
17 Lyle Overbay, L (1, 3) OBP: 0.369, SLG: 0.501	1-2 2B 3 1B		1-2 G3-6-1		0-2 G3-6-1	4-0 26 1B 6 2B		1-2 G6-3		3	2	1	0	1	0	1				
Jason Phillips, R (1, 10) OBP: 0.242, SLG: 0.406	0-0 3 1B				3-2 6 G6-4-3	0-2 6 2B		3-2 G4-3		2	0	2	1	0	0	0				
26 Adam Lind, L (6, PH) OBP: 0.459, SLG: 0.714	1-3 2H				1-2 1B	1-2 2B		1B		2	0	2	1	0	0	0				
6 John McDonald, R (1, 6) OBP: 0.264, SLG: 0.293	2-2 P2				0-0 G6-4-3	0-0 1-3 2H 3-H		1-0 G4-3		4	0	1	2	0	0	4				
Inning Stats	R: 0 E: 0 K: 1 S: 9	H: 1 LOB: 1 BB: 0 P: 14	R: 2 E: 0 K: 0 S: 17	H: 4 LOB: 2 BB: 0 P: 23	R: 0 E: 0 K: 0 S: 7	H: 1 LOB: 0 BB: 0 P: 12	R: 0 E: 0 K: 0 S: 7	H: 0 LOB: 0 BB: 1 P: 12	R: 0 E: 0 K: 1 S: 9	H: 2 LOB: 1 BB: 0 P: 12	R: 4 E: 1 K: 1 S: 14	H: 3 LOB: 2 BB: 3 P: 27	R: 0 E: 0 K: 1 S: 9	H: 1 LOB: 1 BB: 1 P: 16	R: 0 E: 0 K: 1 S: 10	H: 1 LOB: 1 BB: 0 P: 15	1B: 8 2B: 5 3B: 0 HR: 0	SF: 0 SAC: 0 DP: 5 HBP: 0	WP: 1 PB: 0 SB: 0 CS: 0	PA: 37
PITCHER	IP WLS BF H R ER SO BB IBB HBP BLK WP HR S P ERA WHIP																			
39 J.P. Howell, L (1, 1) ERA: 6.53	5.0 L 22 9 4 4 1 2 0 0 0 0 0 0 6 10 0.00 2.200																			
22 Shawn Camp, R (6, 1) ERA: 4.56	0.1 3 0 0 0 1 0 1 0 0 0 0 0 6 10 0.00 0.000																			
52 Jon Switzer, L (6, 1) ERA: 4.4	0.2 4 2 2 1 0 0 1 0 0 0 0 0 6 10 13.50 3.000																			
36 Edwin Jackson, R (7, 1) ERA: 6.37	1.1 6 2 0 0 1 1 0 0 0 1 0 0 15 26 0.00 2.250																			
45 Ruddy Lugo, R (8, 1) ERA: 4.06	0.2 2 0 0 0 1 0 0 0 0 0 0 0 4 5 0.00 0.000																			



Batter	1	2	3	4	5	6	7	8	9	AB	R	H	RBI	BB	SO	LOB	TOP										
5 Rocco Baldelli, R OBP: 0.341, SLG: 0.532 (1, 8)										4	1	1	0	0	0	1	Tampa Bay Devil Rays @ Toronto Blue Jays Rogers Centre, Toronto, ON Sun Sep 17 2006, 1:07 PM EDT Att: 32,959 - Sunny - 68 F										
Delmon Young, R OBP: 0.410, SLG: 0.640 (1, 9)										4	2	2	1	0	0	2											
Ty Wigginton, R OBP: 0.319, SLG: 0.472 (1, 10)										3	0	2	1	1	0	0											
14 Greg Norton, S OBP: 0.366, SLG: 0.506 (1, 3)										4	0	1	1	0	2	2											
3 Jorge Cantu, R OBP: 0.288, SLG: 0.395 (1, 4)										4	0	0	0	0	1	4											
Damon Hollins, R OBP: 0.285, SLG: 0.409 (1, 7)										4	0	1	0	0	1	0											
32 Shawn Riggins, R OBP: 0.400, SLG: 0.375 (1, 2)										4	0	0	0	0	2	2											
2 B.J. Upton, R OBP: 0.282, SLG: 0.261 (1, 5)										4	0	1	0	0	1	0											
18 Ben Zobrist, S OBP: 0.269, SLG: 0.326 (1, 6)										2	0	0	0	1	0	1											
Inning Stats	R: 1 E: 0 K: 1 S: 11	H: 2 LOB: 1 BB: 0 P: 13	R: 0 E: 0 K: 1 S: 11	H: 1 LOB: 1 BB: 0 P: 12	R: 1 E: 0 K: 1 S: 7	H: 1 LOB: 0 BB: 0 P: 11	R: 0 E: 0 K: 0 S: 6	H: 0 LOB: 0 BB: 0 P: 10	R: 0 E: 0 K: 0 S: 5	H: 0 LOB: 2 BB: 1 P: 10	R: 1 E: 0 K: 1 S: 13	H: 3 LOB: 2 BB: 1 P: 24	R: 0 E: 0 K: 1 S: 12	H: 0 LOB: 1 BB: 1 P: 17	R: 0 E: 0 K: 1 S: 9	H: 1 LOB: 0 BB: 0 P: 11		R: 0 E: 0 K: 1 S: 9	H: 0 LOB: 0 BB: 0 P: 10	1B: 6 2B: 2 3B: 0 HR: 1	SF: 0 SAC: 0 DP: 1 HBP: 0	WP: 0 PB: 0 SB: 0 CS: 1	PA: 36				
PITCHER	IP	WLS	BF	H	R	ER	SO	BB	IBB	HBP	BLK	WP	HR	S	P	ERA	WHIP										
39 Gustavo Chacin, L ERA: 4.87 (1, 1)	6.2		28	7	3	3	5	2	0	0	0	0	1	62	94	4.05	1.350										
Justin Speier, R ERA: 2.93 (7, 1)	1.1	W	4	1	0	0	1	0	0	0	0	0	0	12	14	0.00	0.750										
52 B.J. Ryan, L ERA: 1.34 (9, 1)	1.0	S	3	0	0	0	1	0	0	0	0	0	0	9	10	0.00	0.000										

Batter	1	2	3	4	5	6	7	8	9	AB	R	H	RBI	BB	SO	LOB	BOTTOM										
3 Reed Johnson, R OBP: 0.393, SLG: 0.485 (1, 9)										5	1	3	0	0	1	1	Tampa Bay Devil Rays @ Toronto Blue Jays Rogers Centre, Toronto, ON Sun Sep 17 2006, 1:07 PM EDT Att: 32,959 - Sunny - 68 F										
Frank Catalanotto, L OBP: 0.394, SLG: 0.450 (8, PH)										3	0	1	0	1	0	1											
9 Grego Zaun, S OBP: 0.381, SLG: 0.460 (9, 2)										4	0	0	1	0	0	5											
10 Vernon Wells, R OBP: 0.359, SLG: 0.555 (1, 8)										4	0	1	0	0	5												
17 Lyle Overbay, L OBP: 0.368, SLG: 0.499 (1, 3)										4	0	1	0	0	1	2											
25 Troy Glaus, R OBP: 0.359, SLG: 0.511 (1, 5)										4	0	1	0	0	2	2											
26 Adam Lind, L OBP: 0.483, SLG: 0.718 (1, 10)										4	1	2	0	0	1	2											
Bengie Molina, R OBP: 0.322, SLG: 0.459 (1, 2)										4	1	3	2	0	0	0											
15 Alex Rios, R OBP: 0.343, SLG: 0.499 (8, PR)										0	1	0	0	0	0	0											
2 Aaron Hill, R OBP: 0.347, SLG: 0.382 (1, 6)										4	1	1	2	0	0	1											
8 Russ Adams, L OBP: 0.275, SLG: 0.322 (1, 4)										4	0	2	0	0	0	1											
Inning Stats	R: 0 E: 0 K: 1 S: 8	H: 1 LOB: 1 BB: 0 P: 10	R: 1 E: 0 K: 1 S: 12	H: 2 LOB: 1 BB: 0 P: 19	R: 1 E: 0 K: 0 S: 15	H: 3 LOB: 2 BB: 0 P: 24	R: 0 E: 0 K: 0 S: 6	H: 0 LOB: 0 BB: 0 P: 11	R: 0 E: 0 K: 2 S: 17	H: 2 LOB: 1 BB: 0 P: 27	R: 0 E: 0 K: 0 S: 5	H: 0 LOB: 0 BB: 0 P: 9	R: 2 E: 0 K: 0 S: 17	H: 6 LOB: 3 BB: 0 P: 26	R: 0 E: 0 K: 0 S: 9	H: 0 LOB: 0 BB: 0 P: 10	R: 0 E: 0 K: 0 S: 9	H: 0 LOB: 0 BB: 0 P: 10	1B: 9 2B: 4 3B: 0 HR: 2	SF: 1 SAC: 0 DP: 0 HBP: 0	WP: 0 PB: 0 SB: 0 CS: 0	PA: 39					
PITCHER	IP	WLS	BF	H	R	ER	SO	BB	IBB	HBP	BLK	WP	HR	S	P	ERA	WHIP										
Brian Stokes, R ERA: 6.94 (1, 1)	5.0		23	7	2	2	3	1	0	0	0	0	1	17	27	9.00	2.000										
53 Juan Salas, R ERA: 5.4 (6, 1)	1.0	B	5	2	1	1	2	0	0	0	0	0	0	5	9	0.00	0.000										
Dan Miceli, R ERA: 4.23 (7, 1)	1.0		3	0	0	0	0	0	0	0	0	0	0	5	9	0.00	0.000										
22 Shawn Camp, R ERA: 4.77 (8, 1)	0.2	L	6	5	2	2	0	0	0	0	0	0	1	14	19	27.00	7.500										
52 Jon Switzer, L ERA: 4.35 (8, 1)	0.1		2	1	0	0	0	0	0	0	0	0	0	3	7	0.00	3.000										

AB	33
R	3
H	8
RBI	3
BB	2
SO	7
LOB	12



AB	37
R	5
H	15
RBI	5
BB	1
SO	5
LOB	15



Batter	1	2	3	4	5	6	7	8	9	AB	R	H	RBI	BB	SO	LOB	TOP								
18 Johnny Damon, L (1, 8) OBP: 0.366, SLG: 0.490 Aron Quiel, L (5, 8) OBP: 0.343, SLG: 0.441 Bernie Williams, S (9, PH) OBP: 0.333, SLG: 0.433	2-1 G6-3		0-1 G4-3			2-1 P4	1-2 2 HR 2B		0-0 E6	2	0	0	0	0	0	0									
2 Derek Jeter, R (1, 6) OBP: 0.414, SLG: 0.484	3-3 K		1-1 G3			2-3 K	3-0 2H HR		0-2 FC4	5	2	1	2	0	2	2									
Bobby Abreu, L (1, 9) OBP: 0.427, SLG: 0.447	4-1 13 S BB		0-3 K			3-2 13 HR	1-3 K		0-0 12 BB 13 S	4	1	2	1	1	2	0									
13 Alex Rodriguez, R (1, 5) OBP: 0.387, SLG: 0.521	1-2 G6-3			0-0 G3		1-0 1H HR			0-2 25 G4-5-3 1B	4	1	2	2	1	0	1									
25 Jason Giambi, L (1, 3) OBP: 0.411, SLG: 0.555 12 Andy Phillips, R (8, 3) OBP: 0.285, SLG: 0.403		2-1 F9		0-3 K		4-1 20 BLK BB			2-2 G4-5-3	3	0	0	0	1	1	1									
20 Jorge Posada, S (1, 2) OBP: 0.376, SLG: 0.477		0-0 L8		1-3 K		4-2 1-2 BB			1-2 2-3 3H BB	4	0	0	0	1	3	3									
24 Robinson Cano, L (1, 4) OBP: 0.364, SLG: 0.506		1-1 55 BB 1B			2-1 G1-3	2-0 P6			0-0 55 G3 E	4	1	2	0	0	0	2									
55 Hideki Matsui, L (1, 10) OBP: 0.374, SLG: 0.468		2-0 1 SAFE 1 SAFE 1B		2-3 K		1-0 28 G6-4-3 1B			2-2 G3	4	0	2	0	0	1	1									
28 Melky Cabrera, S (1, 7) OBP: 0.368, SLG: 0.400		0-0 1-2 FC6-4		1-1 G3		0-1 G6-4-3			2-3 2 FC4 E 1B HBP	3	1	0	0	0	0	3									
Inning Stats	R: 0 E: 0 K: 1 S: 9	H: 0 LOB: 1 BB: 1 P: 19	R: 0 E: 0 K: 0 S: 7	H: 2 LOB: 2 BB: 0 P: 12	R: 0 E: 0 K: 1 S: 7	H: 0 LOB: 0 BB: 0 P: 8	R: 0 E: 0 K: 2 S: 8	H: 0 LOB: 0 BB: 0 P: 9	R: 0 E: 0 K: 1 S: 7	H: 0 LOB: 0 BB: 0 P: 12	R: 2 E: 0 K: 1 S: 13	H: 2 LOB: 2 BB: 2 P: 31	R: 2 E: 0 K: 1 S: 10	H: 3 LOB: 0 BB: 0 P: 16	R: 0 E: 0 K: 1 S: 12	H: 1 LOB: 0 BB: 0 P: 16	R: 3 E: 1 K: 1 S: 17	H: 2 LOB: 3 BB: 2 P: 31	1B: 6 2B: 2 3B: 0 HR: 2	SF: 0 SAC: 0 DP: 2 HBP: 1	WP: 0 PB: 0 SB: 3 CS: 0	PA: 42			
PITCHER	IP WLS BF H R ER SO BB IBB HBP BLK WP HR S P ERA WHIP	7.0 L 30 7 4 4 7 3 0 0 1 0 2 61 107 5.14 1.429	1.2 9 3 3 1 1 0 0 1 0 0 0 25 32 5.40 1.800	0.1 3 0 0 0 1 1 1 0 0 0 0 4 15 0.00 3.000																					

New York Yankees @ Toronto Blue Jays
Rogers Centre, Toronto, ON
Mon Sep 18 2006, 7:07 PM EDT
Att: 32,846 - Roof Closed - 68 F

AB	36
R	7
H	10
RBI	7
BB	5
SO	9
LOB	14

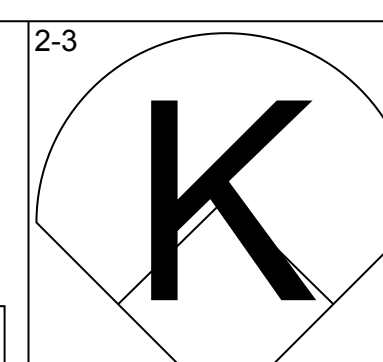
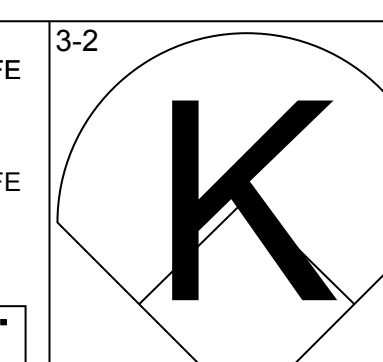
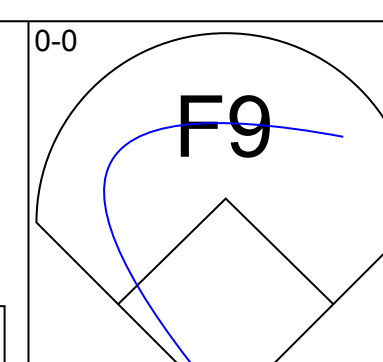
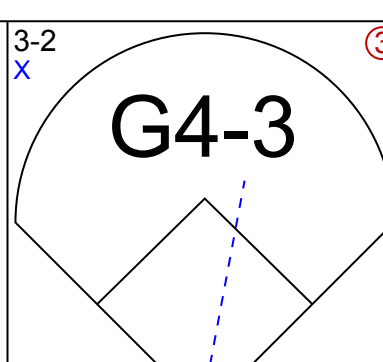
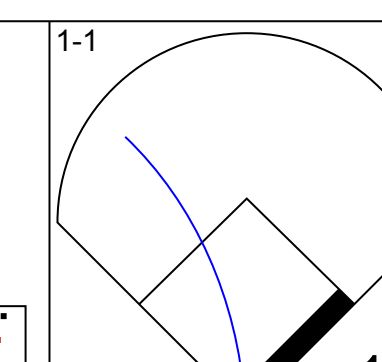
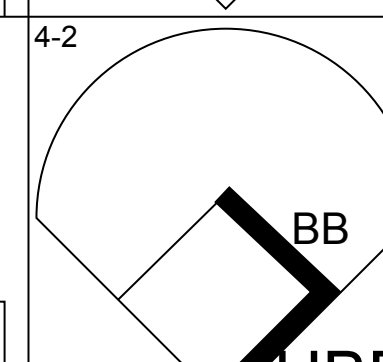
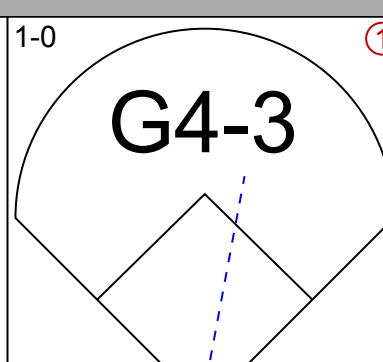
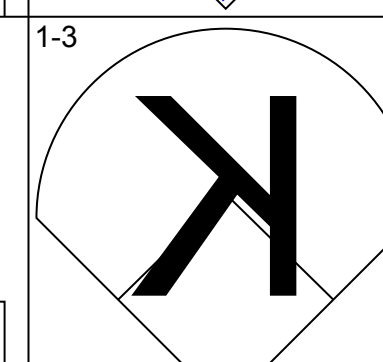
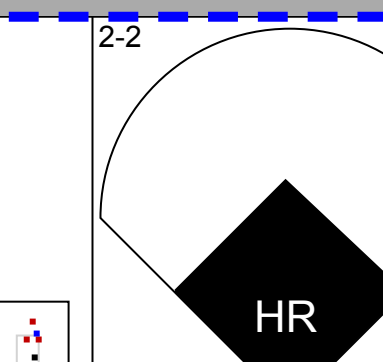
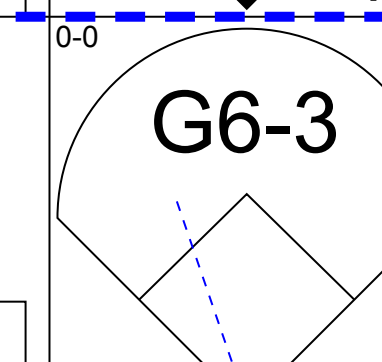
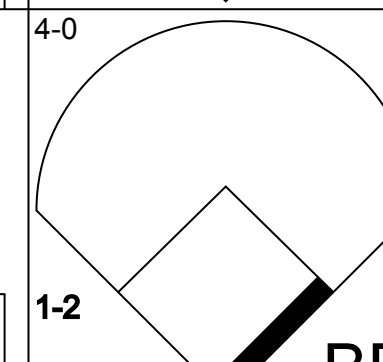
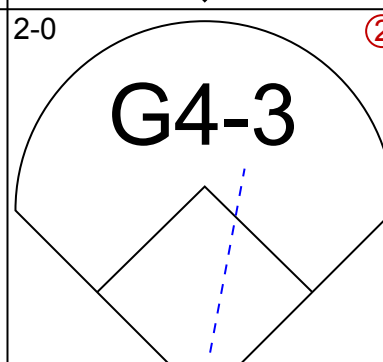
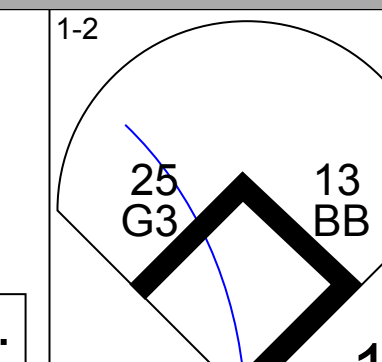
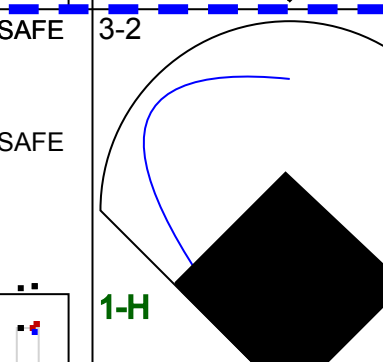
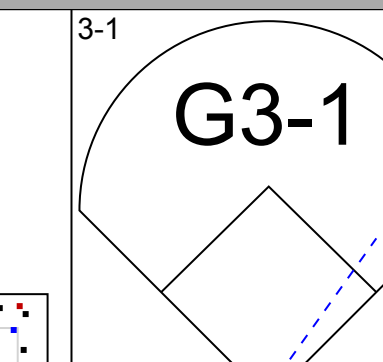
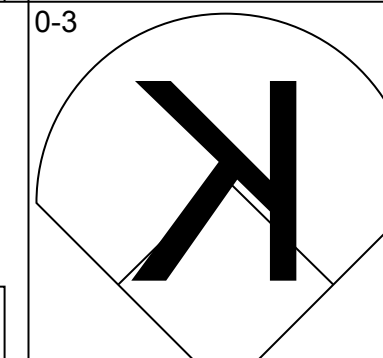
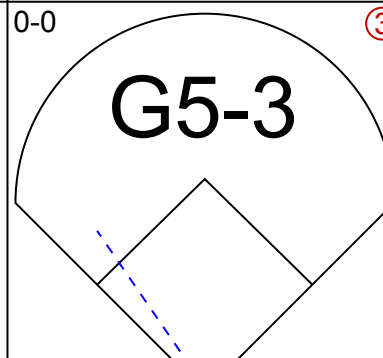
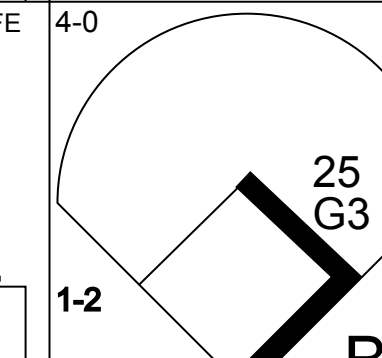
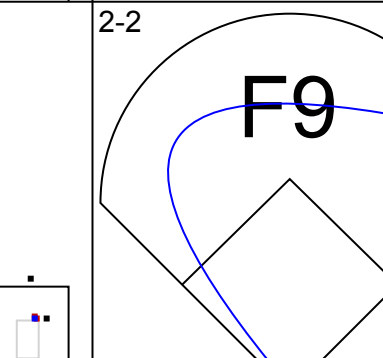
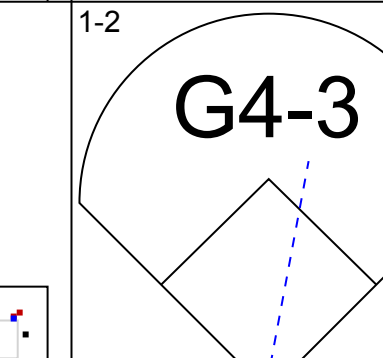
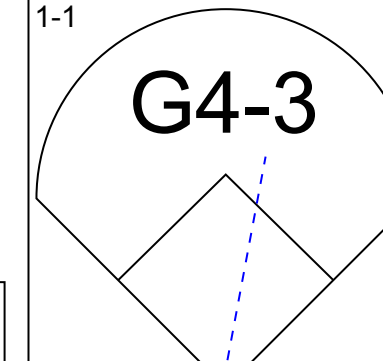
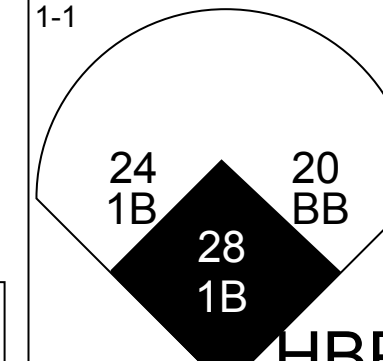
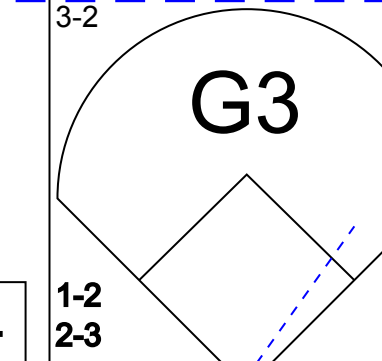
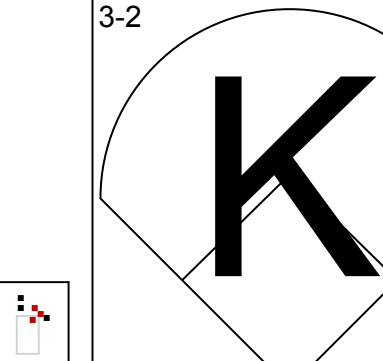
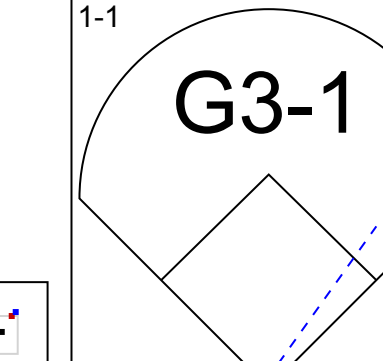
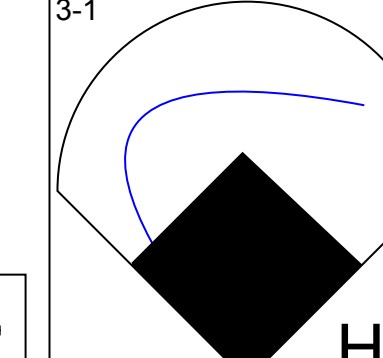
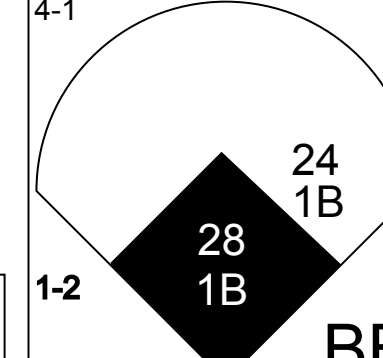
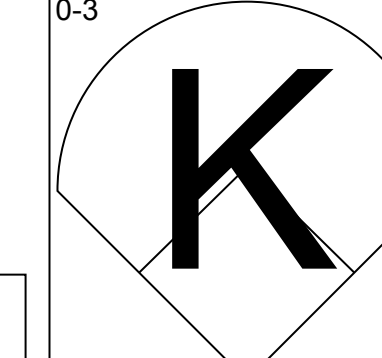
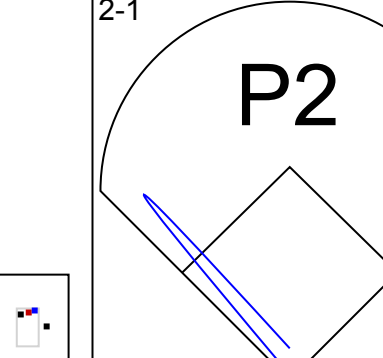
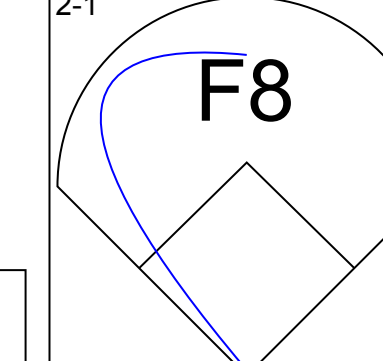
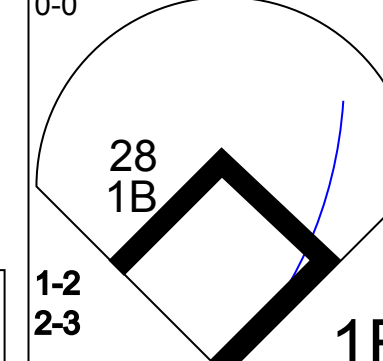
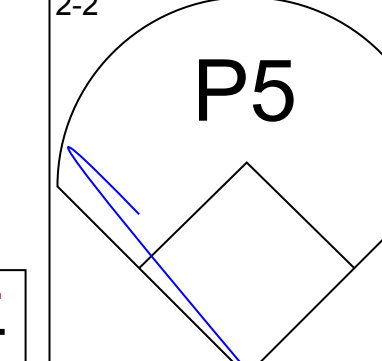
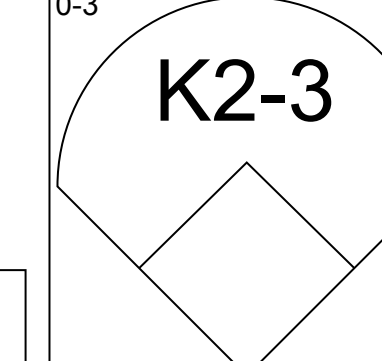
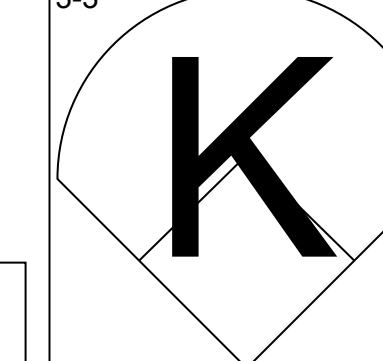
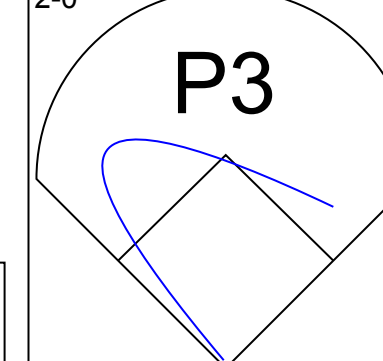
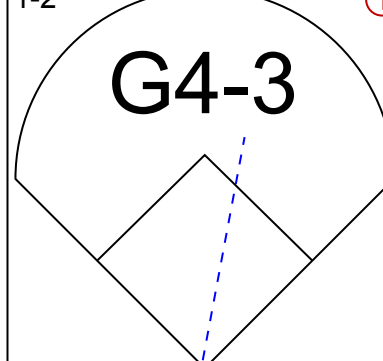
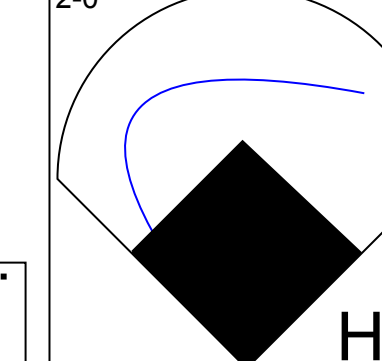
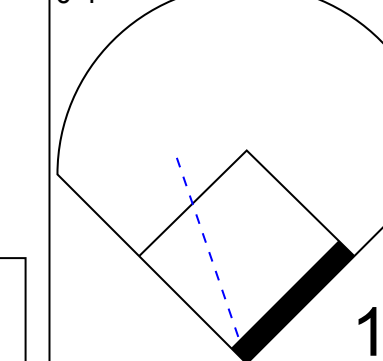
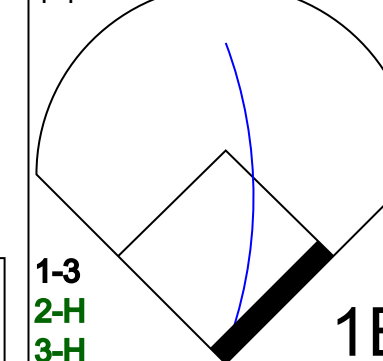

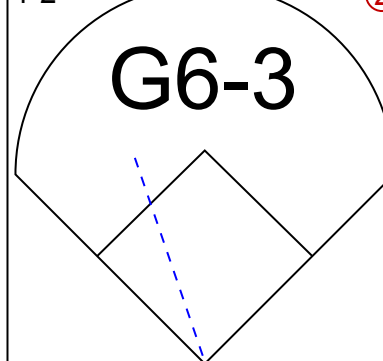
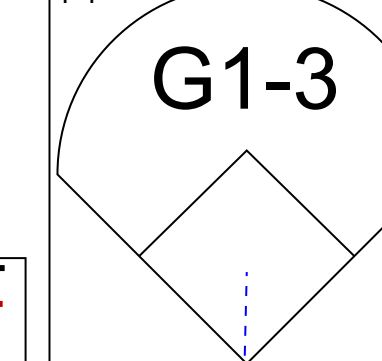


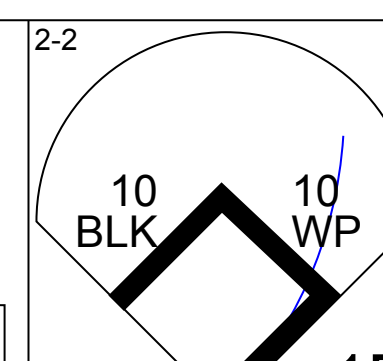
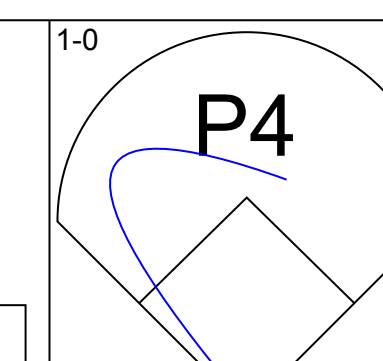
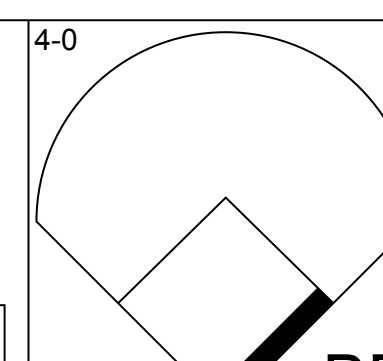
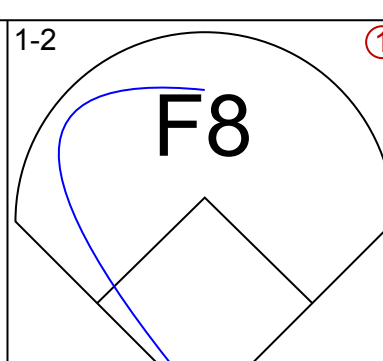
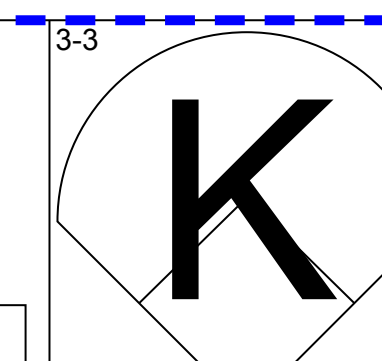
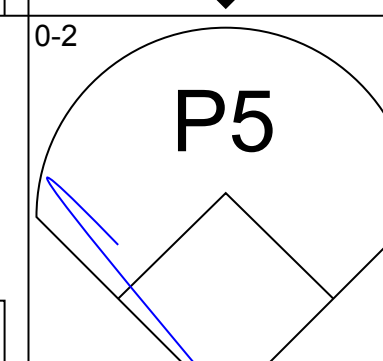
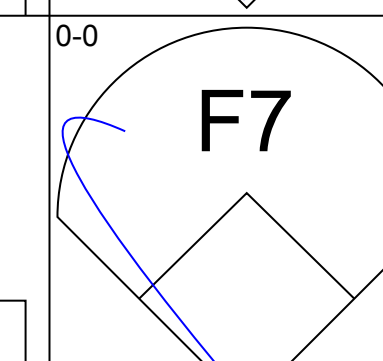
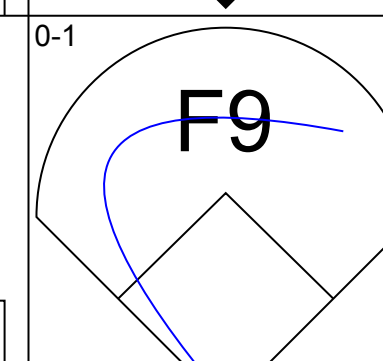
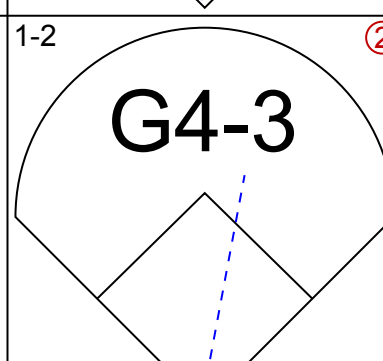
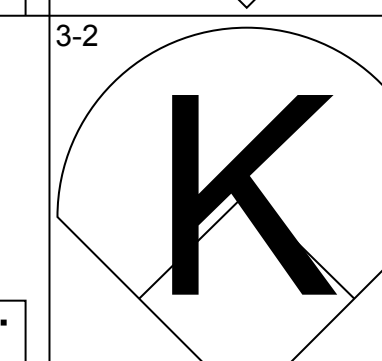
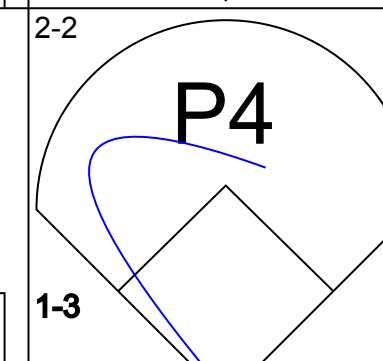
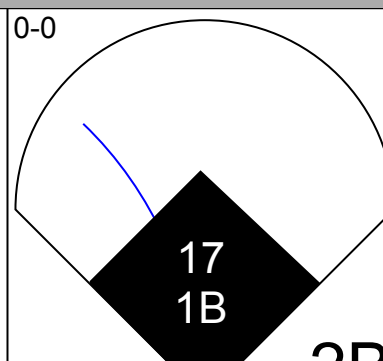
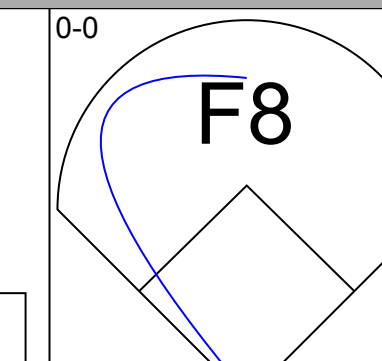
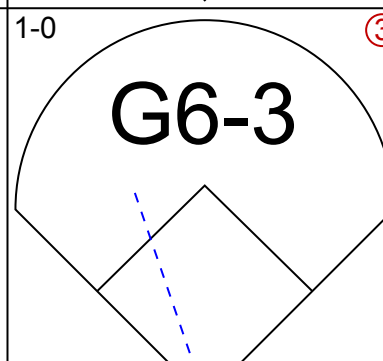
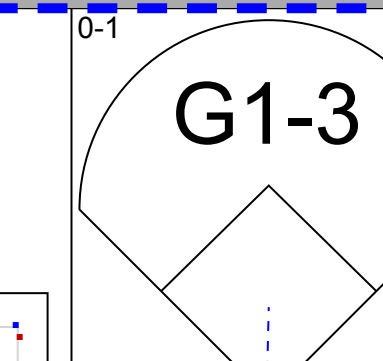
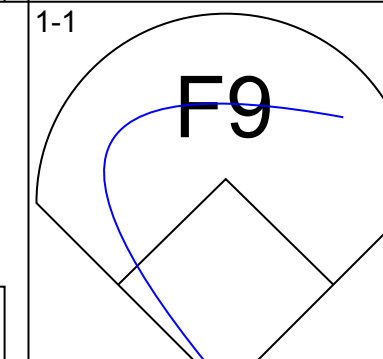
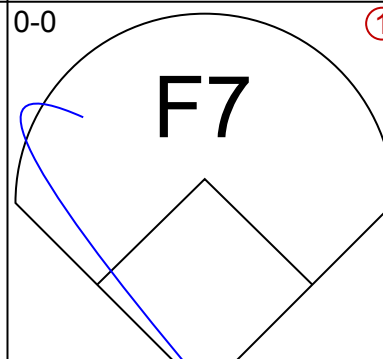
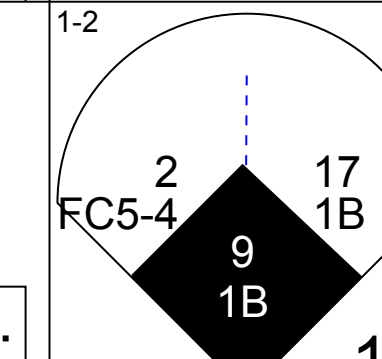
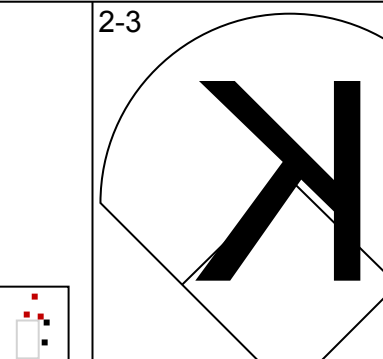
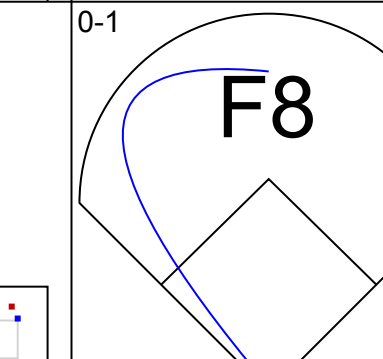
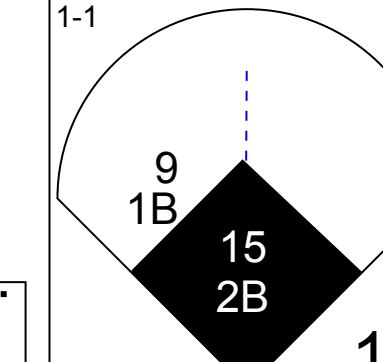
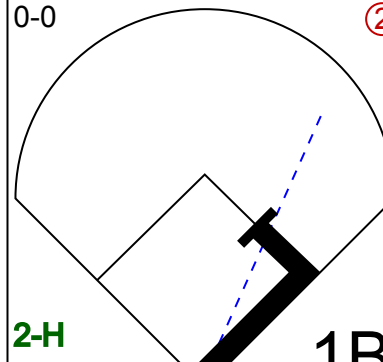

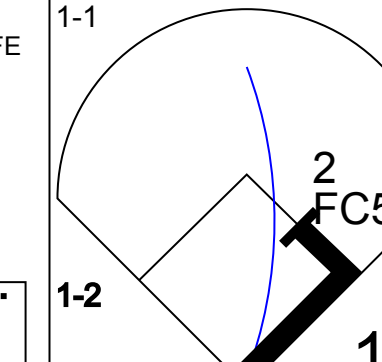
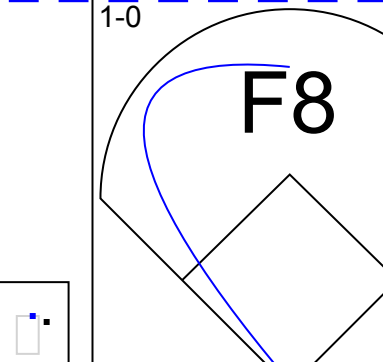
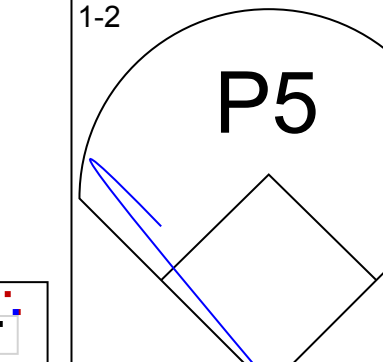
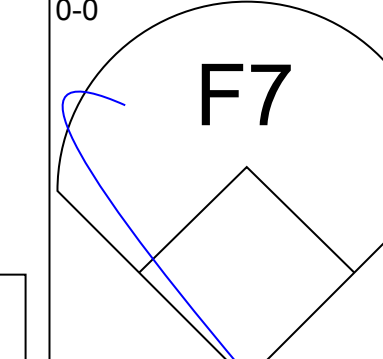
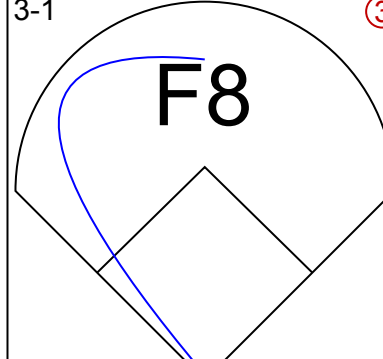
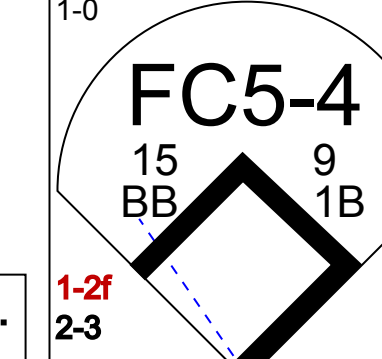
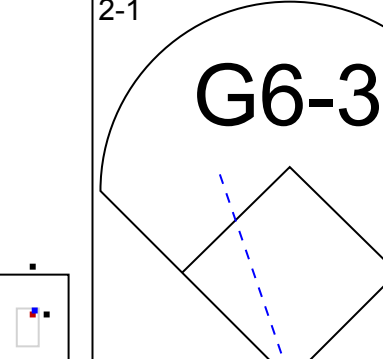
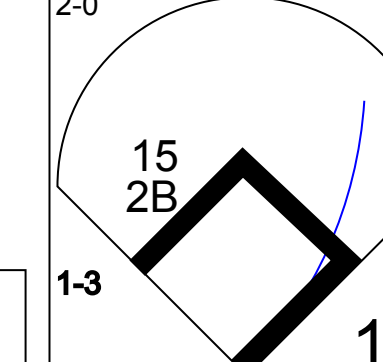
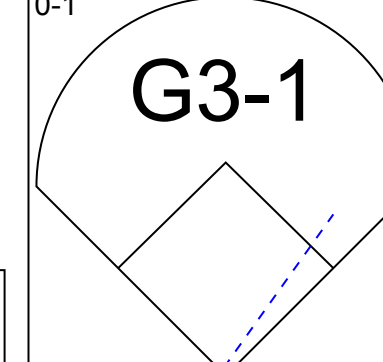
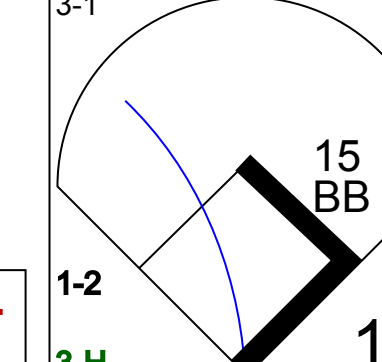
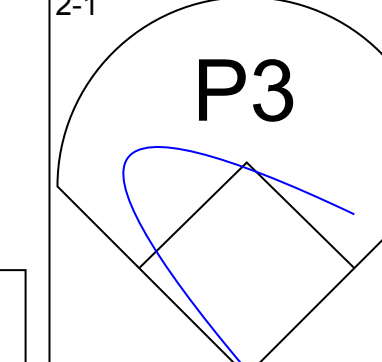
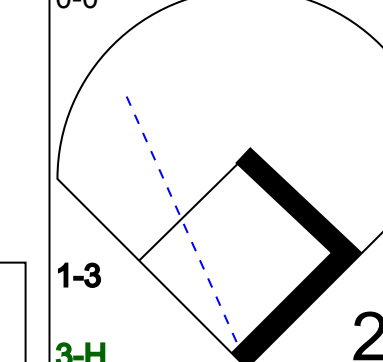
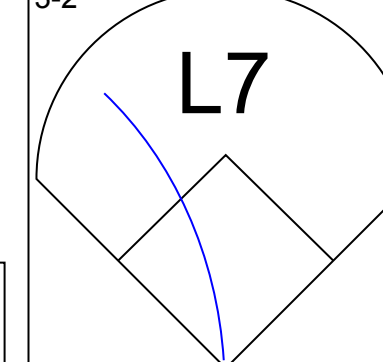
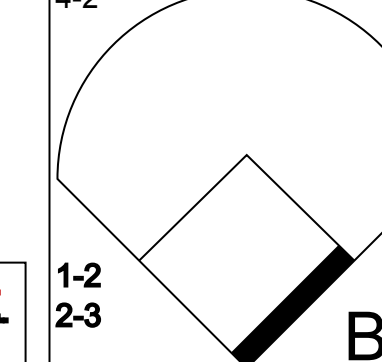
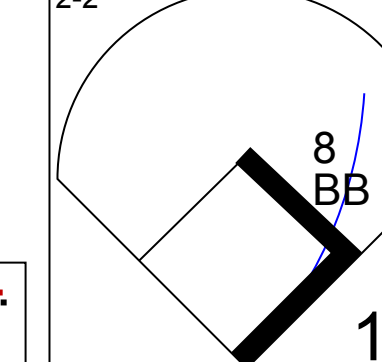
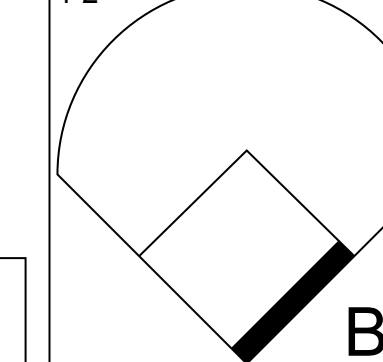
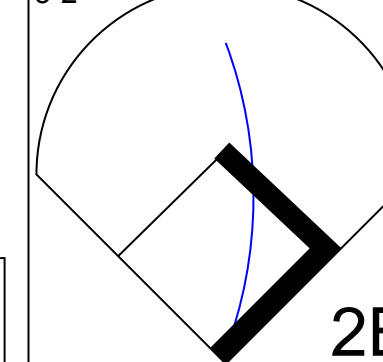
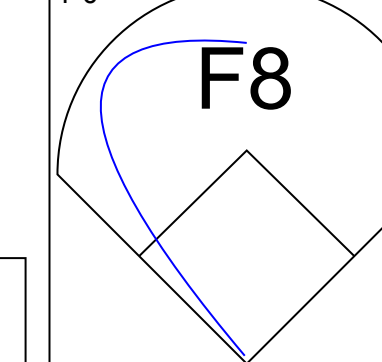
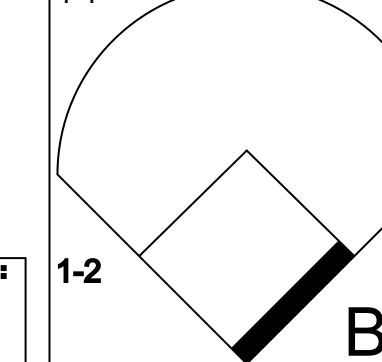
Batter	1	2	3	4	5	6	7	8	9	AB	R	H	RBI	BB	SO	LOB	BOTTOM								
3 Reed Johnson, R (1, 9) OBP: 0.394, SLG: 0.485	1-2 2B HBP	0-1 G4-3		1-2 2B			2-1 P6	1-0 F7		4	0	1	2	0	0	3									
Frank Catalanotto, L (1, 7) OBP: 0.385, SLG: 0.453 15 Alex Rios, R (9, PH) OBP: 0.342, SLG: 0.498	1 SAFE 3-1 2B	2-3 3H F9		3H F8			0-2 17 BB 1B		1-3 K	4	0	2	0	0	0	2									
10 Vernon Wells, R (1, 8) OBP: 0.359, SLG: 0.553	4-0 BB		2-0 L6	2-0 F7			0-0 F8		2-2 17 BB 25 HR 1B	4	1	1	0	1	0	2									
17 Lyle Overbay, L (1, 3) OBP: 0.369, SLG: 0.497	3-1 P6		3-1 F7		0-1 G1-3		4-2 1-2 BB		0-0 25 HR 1B	4	1	1	0	1	0	3									
25 Troy Glaus, R (1, 5) OBP: 0.360, SLG: 0.516	1-2 P2		1-2 FC6-4 1B		1-3 K		1-2 P3		3-1 1H 2H HR	5	1	2	3	0	1	5									
Bengie Molina, R (1, 2) OBP: 0.322, SLG: 0.457 8 Russ Adams, L (8, PR) OBP: 0.275, SLG: 0.322	1-3 K		1-1 FC6-4		1-0 G6-3			1-0 2 BB 1B	2-1 F7	4	0	1	0	0	1	4									
23 John Hattig, S (9, PH) OBP: 0.579, SLG: 0.500			1-2 K							1	0	0	0	0	0	0									
26 Adam Lind, L (1, 10) OBP: 0.444, SLG: 0.674 Jason Phillips, R (9, PH) OBP: 0.265, SLG: 0.424 Kevin Barker, L (9, PR) OBP: 0.400, SLG: 0.667		0-0 SH1-4 3 G4-3 1B		0-2 L9		3-2 L7		0-3 K	0-0 F7	4	1	1	0	0	1	1									
2 Aaron Hill, R (1, 4) OBP: 0.350, SLG: 0.382	1-1 1 SAFE 1 SAFE 1B	1-1 G4-3 3 SH1-4 1B		4-2 6 3B BB		1-3 K		4-0 1 SAFE 1 SAFE BB	1-0 F7	3	1	1	0	2	1	1									
6 John McDonald, R (1, 6) OBP: 0.265, SLG: 0.303 9 Gregg Zaun, S (8, PH) OBP: 0.360, SLG: 0.459	0-0 SH1-4		0-0 1-2 3 2B 3B		1-1 F8		3-1 F8		0-0 F4	2	1	1	1	0	0	0									
Inning Stats	R: 0 E: 0 K: 1 S: 15	H: 1 LOB: 3 BB: 1 P: 28	R: 1 E: 0 K: 0 S: 11	H: 2 LOB: 1 BB: 0 P: 15	R: 0 E: 0 K: 0 S: 8	H: 1 LOB: 1 BB: 0 P: 15	R: 2 E: 0 K: 0 S: 16	H: 2 LOB: 1 BB: 1 P: 24	R: 0 E: 0 K: 1 S: 6	H: 0 LOB: 0 BB: 0 P: 8	R: 0 E: 0 K: 1 S: 10	H: 0 LOB: 0 BB: 0 P: 17	R: 0 E: 0 K: 0 S: 11	H: 1 LOB: 2 BB: 1 P: 18	R: 0 E: 0 K: 1 S: 6	H: 1 LOB: 2 BB: 1 P: 12	R: 3 E: 0 K: 1 S: 15	H: 4 LOB: 1 BB: 0 P: 24	1B: 8 2B: 2 3B: 1 HR: 1	SF: 0 SAC: 1 DP: 0 HBP: 1	WP: 0 PB: 0 SB: 0 CS: 0	PA: 44			
PITCHER	IP WLS BF H R ER SO BB IBB HBP BLK WP HR S P ERA WHIP	6.0 W 27 6 3 3 3 2 0 0 0 0 0 11 18 0.00 2.000	1.0 H 5 1 0 0 0 1 0 0 0 0 0 6 12 0.00 2.000	1.0 H 5 1 0 0 1 1 0 0 0 0 0 9 12 54.00 6.000	0.0 1 1 1 1 0 0 0 0 0 0 0 1 2 5 ∞ ∞																				

New York Yankees @ Toronto Blue Jays
Rogers Centre, Toronto, ON
Mon Sep 18 2006, 7:07 PM EDT
Att: 32,846 - Roof Closed - 68 F

AB	38
R	6
H	12
RBI	6
BB	4
SO	5
LOB	23



Batter	1	2	3	4	5	6	7	8	9	AB	R	H	RBI	BB	SO	LOB	TOP					
18 Johnny Damon, L (1.8) OBP: 0.364, SLG: 0.488										5	0	1	0	0	2	3	New York Yankees @ Toronto Blue Jays Rogers Centre, Toronto, ON Tue Sep 19 2006, 7:07 PM EDT Att: 30,793 - Partly Cloudy - 63 F					
2 Derek Jeter, R (1.6) OBP: 0.414, SLG: 0.482										4	1	1	0	0	1	3						
Bobby Abreu, L (1.9) OBP: 0.429, SLG: 0.453										4	1	2	2	1	0	0						
13 Alex Rodriguez, R (1.5) OBP: 0.385, SLG: 0.517										4	0	0	0	1	1	2						
25 Jason Giambi, L (1.3) OBP: 0.411, SLG: 0.553 Craig Wilson, R (5.3) OBP: 0.323, SLG: 0.460 Aaron Guiel, L (9. PH) OBP: 0.341, SLG: 0.437 12 Andy Phillips, R (9.3) OBP: 0.285, SLG: 0.403										2	1	0	0	0	0	4						
20 Jorge Posada, S (1.2) OBP: 0.379, SLG: 0.483										3	2	1	1	1	1	2						
24 Robinson Cano, L (1.4) OBP: 0.363, SLG: 0.503										4	0	1	0	0	1	2						
55 Hideki Matsui, L (1.10) OBP: 0.371, SLG: 0.483										4	1	1	1	0	1	3						
28 Melky Cabrera, S (1.7) OBP: 0.369, SLG: 0.401										4	0	2	2	0	0	0						
Inning Stats	R: 0 E: 0 K: 2 S: 11	H: 0 LOB: 2 BB: 1 P: 22	R: 1 E: 0 K: 2 S: 12	H: 2 LOB: 1 BB: 0 P: 23	R: 0 E: 0 K: 0 S: 3	H: 0 LOB: 0 BB: 0 P: 6	R: 2 E: 0 K: 1 S: 10	H: 2 LOB: 2 BB: 1 P: 19	R: 0 E: 0 K: 1 S: 13	H: 1 LOB: 2 BB: 1 P: 23	R: 0 E: 0 K: 0 S: 13	H: 0 LOB: 0 BB: 0 P: 18	R: 2 E: 0 K: 1 S: 15	H: 2 LOB: 0 BB: 0 P: 27	R: 1 E: 0 K: 1 S: 9	H: 2 LOB: 1 BB: 0 P: 13		R: 0 E: 0 K: 0 S: 7	H: 0 LOB: 0 BB: 0 P: 12	1B: 6 2B: 0 3B: 0 HR: 3	SF: 0 SAC: 0 DP: 0 HBP: 2	WP: 0 PB: 0 SB: 0 CS: 0
PITCHER	IP WLS BF H R ER SO BB IBB HBP BLK WP HR S P ERA WHIP	28 Shaun Marcum, R (1.1) ERA: 5.51 37 Scott Downs, L (5.1) ERA: 4.32 54 Jason Frasor, R (7.1) ERA: 4.34 Justin Speier, R (7.1) ERA: 2.96 56 Brian Tallet, L (8.1) ERA: 4.25																40 Dustin McGowan, R (8.1) ERA: 8.34				

Batter	1	2	3	4	5	6	7	8	9	AB	R	H	RBI	BB	SO	LOB	BOTTOM					
Frank Catalanotto, L (1.7) OBP: 0.358, SLG: 0.451										4	0	1	0	1	1	5	New York Yankees @ Toronto Blue Jays Rogers Centre, Toronto, ON Tue Sep 19 2006, 7:07 PM EDT Att: 30,793 - Partly Cloudy - 63 F					
26 Adam Lind, L (1.10) OBP: 0.400, SLG: 0.604										5	0	0	0	0	1	8						
10 Vernon Wells, R (1.8) OBP: 0.358, SLG: 0.551										5	1	1	0	0	0	1						
25 Troy Glaus, R (1.5) OBP: 0.358, SLG: 0.513										5	1	1	0	0	1	2						
17 Lyle Overbay, L (1.3) OBP: 0.371, SLG: 0.498										5	1	3	1	0	0	0						
2 Aaron Hill, R (1.6) OBP: 0.347, SLG: 0.379										4	0	0	0	0	0	3						
9 Gregg Zaun, S (1.2) OBP: 0.362, SLG: 0.459										4	0	2	1	0	0	0						
15 Alex Rios, R (1.9) OBP: 0.346, SLG: 0.501										3	0	2	1	1	0	0						
8 Russ Adams, L (1.4) OBP: 0.282, SLG: 0.328										2	0	1	0	2	0	3						
Inning Stats	R: 0 E: 0 K: 0 S: 11	H: 1 LOB: 1 BB: 0 P: 16	R: 1 E: 0 K: 0 S: 9	H: 3 LOB: 3 BB: 1 P: 17	R: 1 E: 0 K: 0 S: 5	H: 2 LOB: 0 BB: 0 P: 8	R: 0 E: 0 K: 0 S: 10	H: 1 LOB: 2 BB: 1 P: 20	R: 1 E: 0 K: 0 S: 12	H: 3 LOB: 3 BB: 1 P: 23	R: 0 E: 0 K: 0 S: 7	H: 0 LOB: 0 BB: 0 P: 10	R: 0 E: 0 K: 1 S: 6	H: 0 LOB: 0 BB: 0 P: 11	R: 0 E: 0 K: 2 S: 15	H: 1 LOB: 2 BB: 1 P: 29		R: 0 E: 0 K: 0 S: 7	H: 0 LOB: 0 BB: 0 P: 8	1B: 8 2B: 3 3B: 0 HR: 0	SF: 0 SAC: 0 DP: 0 HBP: 0	WP: 1 PB: 0 SB: 0 CS: 0
PITCHER	IP WLS BF H R ER SO BB IBB HBP BLK WP HR S P ERA WHIP	58 Jeff Karstens, R (1.1) ERA: 4.11 Mike Myers, L (7.1) ERA: 2.97 3B T.J. Beam, R (7.1) ERA: 9.19 60 Jose Veras, R (8.1) ERA: 3.0 Kyle Farnsworth, R (9.1) ERA: 4.29																				

Batter	1	2	3	4	5	6	7	8	9	AB	R	H	RBI	BB	SO	LOB	TOP					
28 Melky Cabrera, S (1, 7) OBP: 0.368, SLG: 0.399	1-1 G3		1-0 G1-3		4-0 24 1B BB		2-2 G1-3			3	0	0	0	1	0	1						
24 Robinson Cano, L (1, 4) OBP: 0.364, SLG: 0.506	0-0 G6-3		0-0 2B		0-0 1B			0-1 L7		4	0	2	1	0	0	0						
Bobby Abreu, L (1, 9) OBP: 0.428, SLG: 0.453	1-1 2B		3-H 2-3 K		1-3 K			0-0 L4		4	0	1	0	0	2	3						
13 Alex Rodriguez, R (1, 5) OBP: 0.384, SLG: 0.514	1-1 G5-3			1-2 G4-3		1-0 G6-3		4-1 BB		3	0	0	0	1	0	1						
55 Hideki Matsui, L (1, 10) OBP: 0.368, SLG: 0.473		1-1 G5-3		4-2 1B BB		1-2 P5		1-2 G4-3		3	0	0	0	1	0	1						
Bernie Williams, S (1, 8) OBP: 0.335, SLG: 0.441		0-1 G4-3		2-2 G5-4-3 1B		2-1 HR			0-1 G1-4-3	4	1	2	1	0	0	0						
Aaron Guiel, L (1, 3) OBP: 0.336, SLG: 0.433 Craig Wilson, R (4, PH) OBP: 0.320, SLG: 0.456	1-1 G3			3-2 G5-4-3 1-2		0-1 G6-3			0-2 G6-3	1	0	0	0	0	0	0						
Miguel Cairo, R (1, 6) OBP: 0.269, SLG: 0.299 20 Jorge Posada, S (9, PH) OBP: 0.376, SLG: 0.482			0-0 28 G1-3 24 2B G5-3 1B		0-1 F8		2-1 L4		1-0 G6-3	3	1	1	0	0	0	0						
Wil Nieves, R (1, 2)			1-2 G5-3		2-2 G4-3		0-1 G4-3			3	0	0	0	0	0	1						
Inning Stats	R: 0 E: 0 K: 0 S: 7	H: 1 LOB: 1 BB: 0 P: 10	R: 0 E: 0 K: 0 S: 6	H: 0 LOB: 0 BB: 0 P: 8	R: 1 E: 0 K: 1 S: 9	H: 2 LOB: 1 BB: 0 P: 13	R: 0 E: 0 K: 0 S: 12	H: 1 LOB: 1 BB: 1 P: 22	R: 0 E: 0 K: 1 S: 10	H: 1 LOB: 2 BB: 1 P: 17	R: 1 E: 0 K: 0 S: 8	H: 1 LOB: 0 BB: 0 P: 12	R: 0 E: 0 K: 0 S: 9	H: 0 LOB: 0 BB: 0 P: 13	R: 0 E: 0 K: 0 S: 7	H: 0 LOB: 1 BB: 1 P: 12	R: 0 E: 0 K: 0 S: 6	H: 0 LOB: 0 BB: 0 P: 7	1B: 3 2B: 2 3B: 0 HR: 1	SF: 0 SAC: 0 DP: 1 HBP: 0	WP: 0 PB: 0 SB: 0 CS: 0	PA: 35
PITCHER	IP WLS BF H R ER SO BB IBB HBP BLK WP HR S P ERA WHIP	3.1 W 10 3 1 1 1 1 0 0 0 0 0 28 42 2.70 1.200	4.1 W 10 3 1 1 1 1 0 0 0 0 1 22 38 3.86 1.714	6.1 H 4 0 0 0 0 0 0 0 0 0 0 11 15 0.00 0.000	8.1 H 4 0 0 0 0 1 0 0 0 0 0 7 12 0.00 1.000	9.1 S 3 0 0 0 0 0 0 0 0 0 0 6 7 0.00 0.000	PITCHER										IP WLS BF H R ER SO BB IBB HBP BLK WP HR S P ERA WHIP	3.1 W 10 3 1 1 1 1 0 0 0 0 0 28 42 2.70 1.200	4.1 W 10 3 1 1 1 1 0 0 0 0 1 22 38 3.86 1.714	6.1 H 4 0 0 0 0 0 0 0 0 0 0 11 15 0.00 0.000	8.1 H 4 0 0 0 0 1 0 0 0 0 0 7 12 0.00 1.000	9.1 S 3 0 0 0 0 0 0 0 0 0 0 6 7 0.00 0.000

New York Yankees @ Toronto Blue Jays
Rogers Centre, Toronto, ON
Wed Sep 20 2006, 7:07 PM EDT
Att: 33,029 - Roof Closed - 68 F

AB	32
R	2
H	6
RBI	2
BB	3
SO	2
LOB	9





Batter	1	2	3	4	5	6	7	8	9	AB	R	H	RBI	BB	SO	LOB	BOTTOM					
3 Reed Johnson, R (1, 7) OBP: 0.394, SLG: 0.484	3-2 G6-3		0-0 10 BB 1B	0-2 15 2B 1B		1-0 F9		0-2 G5-3		5	0	2	1	0	0	0						
15 Alex Rios, R (1, 9) OBP: 0.346, SLG: 0.502	1-1 F9		2-2 K	1-0 1B		0-1 25 BB 10 BB 1B		1-3 K		5	0	2	1	0	2	2						
10 Vernon Wells, R (1, 8) OBP: 0.359, SLG: 0.549	1-1 G3		4-1 1-2 2-3 BB	1-0 K		4-0 25 BB BB				2	0	0	0	2	1	2						
25 Troy Glaus, R (1, 5) OBP: 0.358, SLG: 0.510		1-3 K	3-3 K		0-0 G4-3	4-0 BB				3	0	0	0	1	2	3						
Bengie Molina, R (1, 2) OBP: 0.321, SLG: 0.462	3-2 P4			2-1 HR		1-0 F9		0-0 F8		4	1	1	1	0	0	3						
2 Aaron Hill, R (1, 4) OBP: 0.346, SLG: 0.382	2-2 2B			2-1 G4-3	1-1 17 BB 1B		1-2 P4			4	0	2	0	0	0	0						
17 Lyle Overbay, L (1, 3) OBP: 0.371, SLG: 0.497	0-2 F9			1-1 6 BB 3 1B 1B	4-2 FC4-6 BB		1-1 F8			3	1	1	0	1	0	1						
Jason Phillips, R (1, 10) OBP: 0.278, SLG: 0.412 Kevin Barker, L (5, PH) OBP: 0.333, SLG: 0.545			4-0 10 BB 3 1B BB	2-3 K	2-1 FC4-6 BB		0-3 K			1	0	0	0	1	1	1						
6 John McDonald, R (1, 6) OBP: 0.265, SLG: 0.299			3-2 F8	4-1 3 1B 15 2B BB		3-2 P3		1-0 F9		3	1	0	0	1	0	1						
Inning Stats	R: 0 E: 0 K: 0 S: 7	H: 0 LOB: 0 BB: 0 P: 12	R: 0 E: 0 K: 1 S: 14	H: 1 LOB: 1 BB: 0 P: 20	R: 0 E: 0 K: 2 S: 13	H: 1 LOB: 2 BB: 1 P: 29	R: 3 E: 0 K: 2 S: 18	H: 4 LOB: 2 BB: 1 P: 30	R: 0 E: 0 K: 0 S: 8	H: 1 LOB: 3 BB: 2 P: 19	R: 0 E: 0 K: 1 S: 8	H: 0 LOB: 0 BB: 0 P: 10	R: 0 E: 0 K: 1 S: 7	H: 0 LOB: 0 BB: 0 P: 9	1B: 5 2B: 2 3B: 0 HR: 1	SF: 0 SAC: 0 DP: 0 HBP: 0	WP: 0 PB: 0 SB: 0 CS: 0	PA: 38				
PITCHER	IP WLS BF H R ER SO BB IBB HBP BLK WP HR S P ERA WHIP	3.2 L 18 4 3 3 4 3 0 0 0 0 0 16 25 7.36 1.909	4.1 W 18 4 3 3 4 3 0 0 0 0 0 16 25 0.00 3.000	6.1 H 5 0 0 0 0 2 0 0 0 0 0 6 18 0.00 4.500	8.1 H 4 0 0 0 0 0 0 0 0 0 0 9 11 0.00 0.000	10.1 S 3 0 0 0 0 0 0 0 0 0 0 7 9 0.00 0.000	PITCHER										IP WLS BF H R ER SO BB IBB HBP BLK WP HR S P ERA WHIP	3.2 L 18 4 3 3 4 3 0 0 0 0 0 16 25 7.36 1.909	4.1 W 18 4 3 3 4 3 0 0 0 0 0 16 25 0.00 3.000	6.1 H 5 0 0 0 0 2 0 0 0 0 0 6 18 0.00 4.500	8.1 H 4 0 0 0 0 0 0 0 0 0 0 9 11 0.00 0.000	10.1 S 3 0 0 0 0 0 0 0 0 0 0 7 9 0.00 0.000

New York Yankees @ Toronto Blue Jays
Rogers Centre, Toronto, ON
Wed Sep 20 2006, 7:07 PM EDT
Att: 33,029 - Roof Closed - 68 F

AB	32
R	3
H	8
RBI	3
BB	6
SO	7
LOB	15



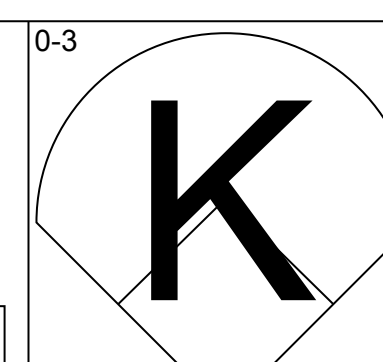
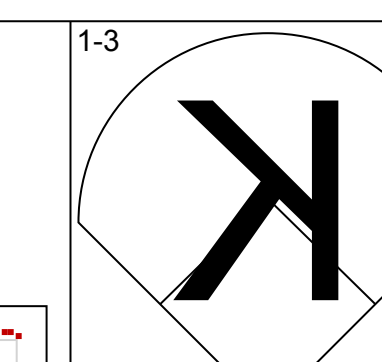
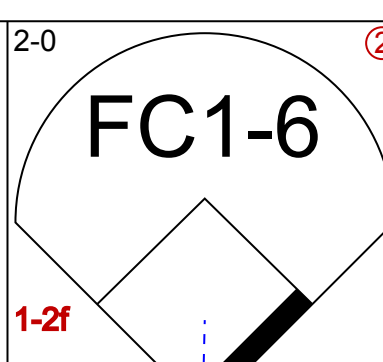
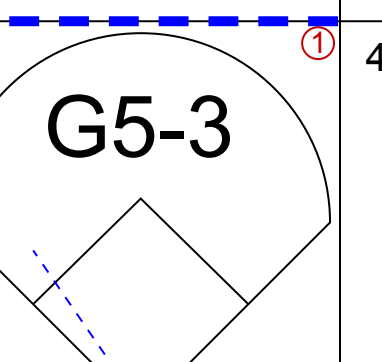
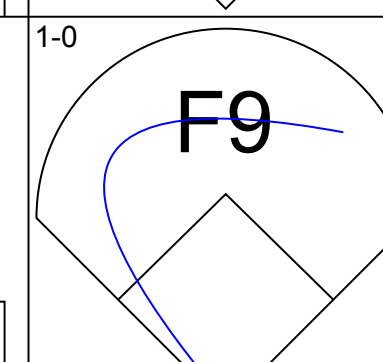
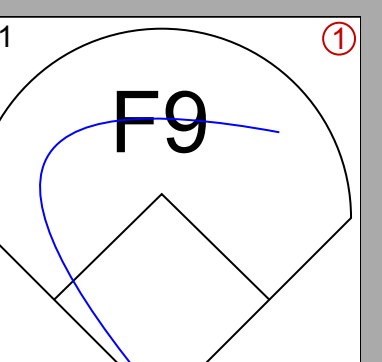
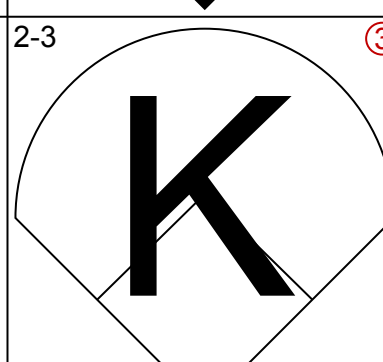
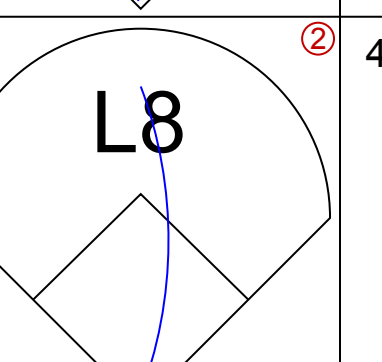
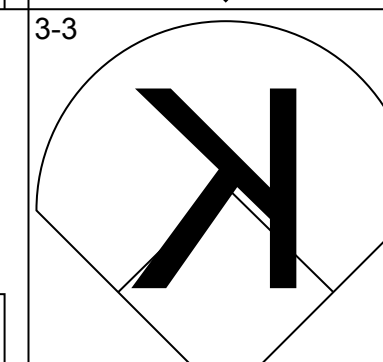
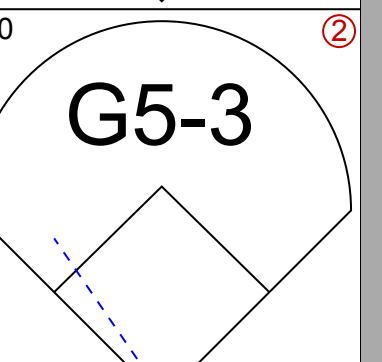
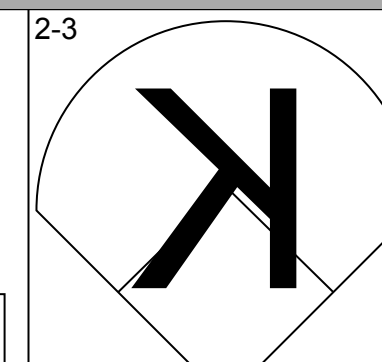
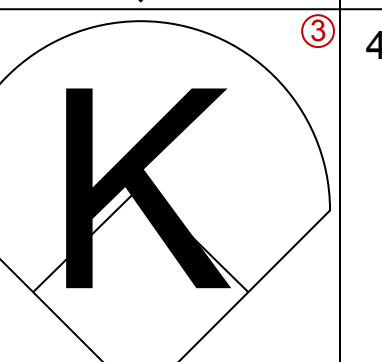
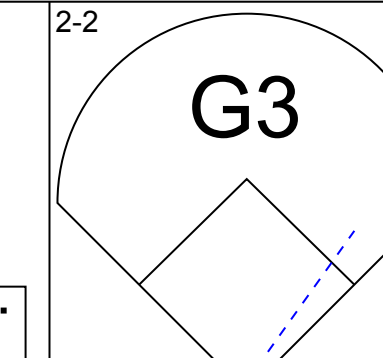
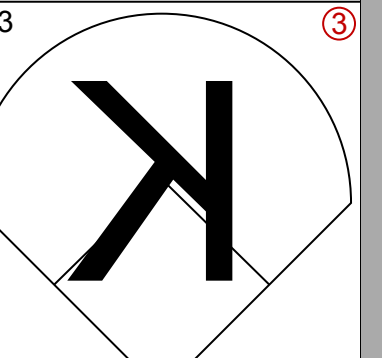
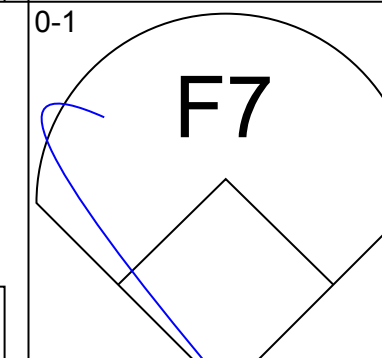
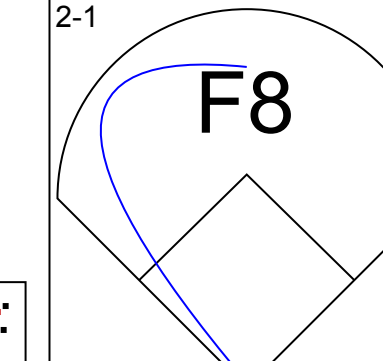
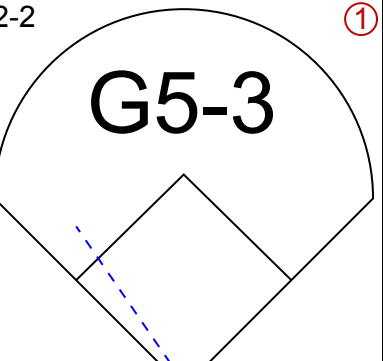
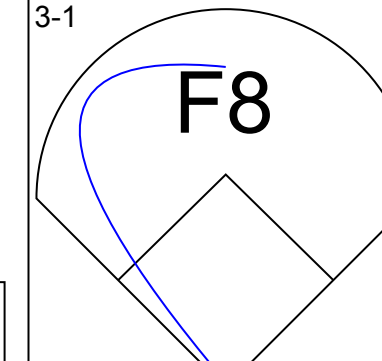
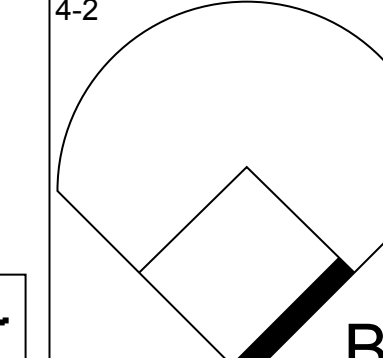
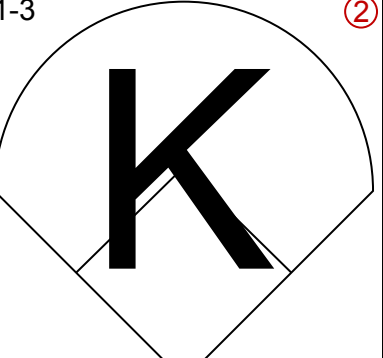
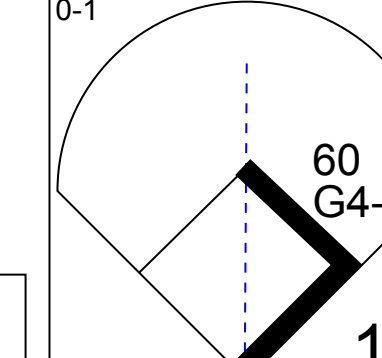
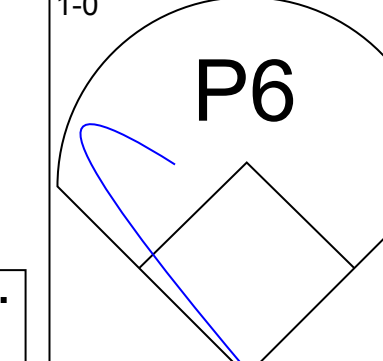
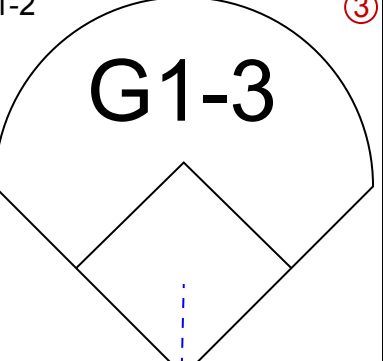
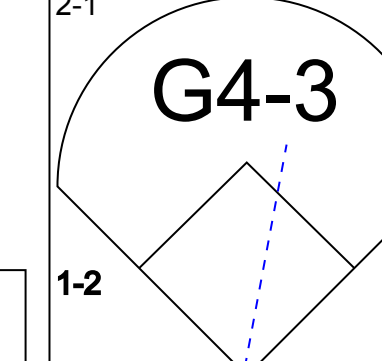
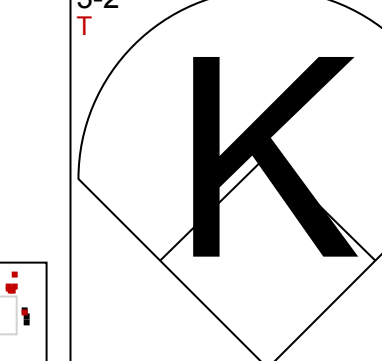
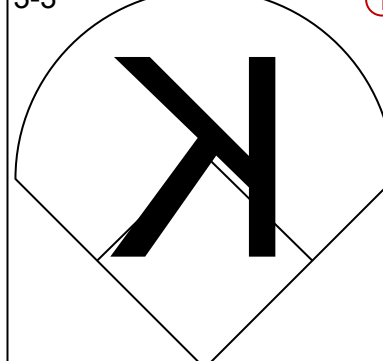
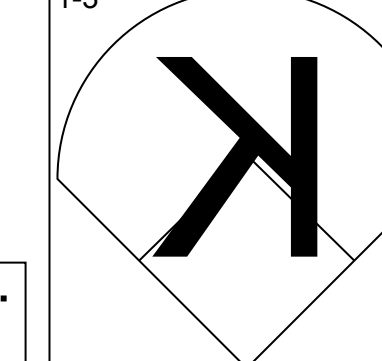

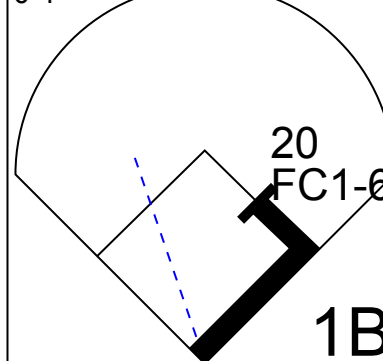
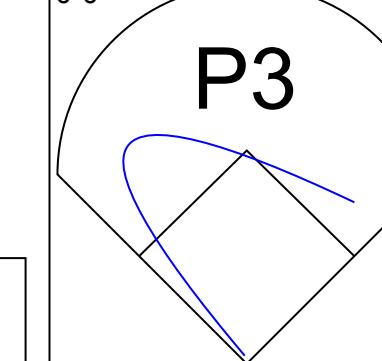
Batter	1	2	3	4	5	6	7	8	9	AB R H RBI BB SO LOB	TOP											
15 Dustin Pedroia, R OBP: 0.237, SLG: 0.268	0-1 G6-3	3-2 L9		0-2 G5-3		0-0 1B			0-2 F9	5 0 1 1 0 0 2	Boston Red Sox @ Toronto Blue Jays Rogers Centre, Toronto, ON Fri Sep 22 2006, 7:07 PM EDT Att: 33,874 - Roof Closed - 68 F AB 35 R 7 H 9 RBI 7 BB 5 SO 11 LOB 14 											
Mark Loretta, R OBP: 0.350, SLG: 0.363 Carlos Pena, L OBP: 0.276, SLG: 0.407	2-2 G5-3		0-1 2B		3-2 F7	0-1 1B			2-2 G4-3	5 0 2 1 0 0 0 0 0 0 0 0 0 0												
34 David Ortiz, L OBP: 0.408, SLG: 0.635 13 Alex Cora, L OBP: 0.318, SLG: 0.295	1-2 F7		4-1 IBB		2-3 K	0-0 FC4-5			4-1 BB	3 0 0 0 2 1 1 0 0 0 0 0 0 0												
20 Kevin Youkilis, R OBP: 0.384, SLG: 0.432 60 David Murphy, L OBP: 0.316, SLG: 0.471		4-2 25 HR BB	1-3 K		2-3 K		3-3 K		2-2 G6-3	4 1 0 0 1 3 3 0 0 0 0 0 0 0												
25 Mike Lowell, R OBP: 0.340, SLG: 0.470		2-2 1-H HR	1-3 K			4-1 1B 28 1B 2B			F9	3 2 1 2 1 1 2												
Wily Mo Peña, R OBP: 0.350, SLG: 0.504		4-0 P5 2B	0-3 K			3-3 K			K	3 1 0 0 1 3 3												
28 Doug Mirabeli, R OBP: 0.272, SLG: 0.335		1-1 F8		3-3 K		1-2 1B 2B			K	4 1 1 0 0 2 1												
Gabe Kapler, R OBP: 0.336, SLG: 0.353		2-2 P5		2-2 1B		2-2 2B 15 1B 1B			F7	4 1 2 0 0 0 1												
Alex Gonzalez, R OBP: 0.298, SLG: 0.395		1-2 2B		0-3 K		0-2 15 1B 1B 2B			F8	4 1 2 3 0 1 1												
Inning Stats	R: 0 E: 0 K: 0 S: 11	H: 0 LOB: 0 BB: 0 P: 14	R: 3 E: 0 K: 0 S: 20	H: 2 LOB: 1 BB: 2 P: 38	R: 0 E: 0 K: 3 S: 13	H: 1 LOB: 2 BB: 1 P: 19	R: 0 E: 0 K: 2 S: 12	H: 1 LOB: 1 BB: 0 P: 17	R: 0 E: 0 K: 2 S: 12	H: 0 LOB: 0 BB: 0 P: 19		R: 0 E: 0 K: 1 S: 17	H: 5 LOB: 1 BB: 1 P: 27	R: 0 E: 0 K: 2 S: 10	H: 0 LOB: 0 BB: 0 P: 16	R: 0 E: 0 K: 1 S: 6	H: 0 LOB: 1 BB: 1 P: 8	R: 0 E: 0 K: 0 S: 12	H: 0 LOB: 1 BB: 1 P: 20	1B: 5 2B: 3 3B: 0 HR: 1	SF: 0 SAC: 0 DP: 0 HBP: 0	WP: 0 PB: 0 SB: 0 CS: 0
PITCHER	IP WLS BF H R ER SO BB IBB HBP BLK WP HR S P ERA WHIP											IP WLS BF H R ER SO BB IBB HBP BLK WP HR S P ERA WHIP										
Ted Lilly, L ERA: 4.41	5.1 L 25 5 5 2 8 3 1 0 0 0 1 75 122 3.38 1.500																					
49 Jeremy Accardo, R ERA: 4.51	0.0 3 3 1 1 0 0 0 0 0 0 0 7 9 ∞ ∞																					
56 Brian Tallet, L ERA: 4.11	1.2 5 1 1 2 0 0 0 0 0 0 0 13 19 5.40 0.600																					
Josh Towers, R ERA: 8.84	2.0 7 0 0 0 1 1 0 0 0 0 0 18 28 0.00 0.500																					

Batter	1	2	3	4	5	6	7	8	9	AB R H RBI BB SO LOB	BOTTOM											
3 Reed Johnson, R OBP: 0.390, SLG: 0.480	0-1 G6-3	0-1 L5			1-1 G6-3			1-1 G5-3		4 0 0 0 0 0 3	Boston Red Sox @ Toronto Blue Jays Rogers Centre, Toronto, ON Fri Sep 22 2006, 7:07 PM EDT Att: 33,874 - Roof Closed - 68 F AB 31 R 1 H 7 RBI 1 BB 1 SO 1 LOB 11 											
Frank Catalanotto, L OBP: 0.384, SLG: 0.449	1-0 10 FC4-6 1B		1-2 G6-3		0-0 G4-3			0-1 G3-1		4 0 1 0 0 0 0												
10 Vernon Wells, R OBP: 0.358, SLG: 0.547	0-0 FC4-6		1-0 G3-1			1-3 K			2-2 25 G6-4-3 1B	4 0 1 0 0 1 1												
17 Lyle Overbay, L OBP: 0.371, SLG: 0.497	0-0 G6-3		2-0 2B			2-2 G3			0-0 F7	4 0 1 0 0 0 2												
25 Troy Glaus, R OBP: 0.357, SLG: 0.508		2-0 15 1B 2 1B 1B	0-1 F9			2-1 G4-3			2-0 G6-4-3	4 1 1 0 0 0 2												
15 Alex Rios, R OBP: 0.349, SLG: 0.504		2-2 2 1B 3 L5 1B		2-2 G5-4-3 1B			0-0 F8			3 0 2 0 0 0 0												
Bengie Molina, R OBP: 0.319, SLG: 0.459		2-0 F8		1-2 G5-4-3			2-1 G6-3			3 0 0 0 0 0 3												
2 Aaron Hill, R OBP: 0.348, SLG: 0.381		1-1 8 BB 1B		1-1 G4-3			3-2 G6-3			3 0 1 1 0 0 0												
8 Russ Adams, L OBP: 0.283, SLG: 0.325		4-1 1B			2-1 G4-3			1-1 F9		2 0 0 0 1 0 0												
Inning Stats	R: 0 E: 0 K: 0 S: 5	H: 1 LOB: 1 BB: 0 P: 6	R: 1 E: 0 K: 0 S: 10	H: 3 LOB: 2 BB: 1 P: 21	R: 0 E: 0 K: 0 S: 7	H: 1 LOB: 1 BB: 0 P: 11	R: 0 E: 0 K: 0 S: 8	H: 1 LOB: 0 BB: 0 P: 12	R: 0 E: 0 K: 1 S: 5	H: 0 LOB: 0 BB: 0 P: 8		R: 0 E: 0 K: 1 S: 8	H: 0 LOB: 0 BB: 0 P: 13	R: 0 E: 0 K: 0 S: 6	H: 0 LOB: 0 BB: 0 P: 11	R: 0 E: 0 K: 0 S: 6	H: 0 LOB: 0 BB: 0 P: 8	R: 0 E: 0 K: 0 S: 5	H: 1 LOB: 0 BB: 0 P: 9	1B: 6 2B: 2 3B: 0 HR: 0	SF: 0 SAC: 0 DP: 3 HBP: 0	WP: 0 PB: 0 SB: 0 CS: 0
PITCHER	IP WLS BF H R ER SO BB IBB HBP BLK WP HR S P ERA WHIP											IP WLS BF H R ER SO BB IBB HBP BLK WP HR S P ERA WHIP										
51 Julian Tavaraz, R ERA: 4.52	9.0 W 32 7 1 1 1 1 0 0 0 0 0 60 99 1.00 0.889																					

Batter	1	2	3	4	5	6	7	8	9	AB	R	H	RBI	BB	SO	LOB	TOP					
15 Dustin Pedroia, R OBP: 0.259, SLG: 0.320	2-1 HR		4-0 BB		2-2 1B		1-1 L9		2-2 L1	4	1	2	1	1	0	4	Boston Red Sox @ Toronto Blue Jays Rogers Centre, Toronto, ON Sat Sep 23 2006, 4:07 PM EDT Att: 42,267 - Partly Cloudy - 75 F					
20 Kevin Youkilis, R OBP: 0.381, SLG: 0.428	1-3 K		1-0 G4-6-3		3-1 P4		1-2 G5-3		0-0 L5	5	0	0	0	0	1	6						
34 David Ortiz, L OBP: 0.408, SLG: 0.633	2-3 K		2-3 K			1-1 L5		1-2 FC3-6 1B	1-0 1B	5	0	2	1	0	2	0						
25 Mike Lowell, R OBP: 0.340, SLG: 0.469	0-1 1B			1-0 G6-3		2-2 E3 2B		2-0 FC3-6 1B	1-3 K	5	1	2	0	0	1	2						
Trot Nixon, L OBP: 0.385, SLG: 0.408	0-0 G3			4-2 BB		3-2 G3-6 2B		2-1 FC3-6		3	0	1	0	1	0	3						
Jason Varitek, S OBP: 0.335, SLG: 0.412		1-0 G1		2-3 K		0-0 G3-6		0-0 F8		4	0	0	1	0	1	4						
Wily Mo Peña, R OBP: 0.349, SLG: 0.500		0-0 FC6-4 1B		1-3 K			1-3 K2-3		0-0 P6	4	0	1	0	0	2	3						
12 Eric Hinske, L OBP: 0.342, SLG: 0.472		2-3 K			0-0 G6-3		2-1 BB		0-0 1B	3	0	1	0	0	1	1						
Gabe Kapler, R OBP: 0.341, SLG: 0.359									34 1B	1	1	1	0	0	0	0						
Alex Gonzalez, R OBP: 0.297, SLG: 0.393		1-0 FC6-4			1-2 K		4-2 BB		2-2 34 1B	2	0	0	0	0	1	1						
Manny Ramirez, R OBP: 0.437, SLG: 0.612										0	0	0	0	1	0	0						
13 Alex Cora, L OBP: 0.318, SLG: 0.295										0	0	0	0	0	0	0						
Mark Loretta, R OBP: 0.351, SLG: 0.364										1	0	1	0	0	0	0						
Inning Stats	R: 1 E: 0 K: 2 S: 11	H: 2 LOB: 1 BB: 0 P: 16	R: 0 E: 0 K: 1 S: 6	H: 1 LOB: 1 BB: 0 P: 10	R: 0 E: 0 K: 1 S: 4	H: 0 LOB: 0 BB: 1 P: 11	R: 0 E: 0 K: 2 S: 10	H: 0 LOB: 1 BB: 1 P: 18	R: 0 E: 0 K: 1 S: 9	H: 1 LOB: 1 BB: 0 P: 15	R: 1 E: 1 K: 0 S: 12	H: 1 LOB: 0 BB: 0 P: 18	R: 0 E: 0 K: 1 S: 14	H: 1 LOB: 2 BB: 1 P: 23	R: 0 E: 0 K: 0 S: 8	H: 2 LOB: 2 BB: 0 P: 13	R: 1 E: 0 K: 1 S: 13	H: 3 LOB: 2 BB: 0 P: 19	1B: 9 2B: 2 3B: 0 HR: 1	SF: 0 SAC: 0 DP: 2 HBP: 0	WP: 0 PB: 0 SB: 0 CS: 0	PA: 40
PITCHER	IP WLS BF H R ER SO BB IBB HBP BLK WP HR S P ERA WHIP	IP WLS BF H R ER SO BB IBB HBP BLK WP HR S P ERA WHIP	IP WLS BF H R ER SO BB IBB HBP BLK WP HR S P ERA WHIP	IP WLS BF H R ER SO BB IBB HBP BLK WP HR S P ERA WHIP	IP WLS BF H R ER SO BB IBB HBP BLK WP HR S P ERA WHIP	IP WLS BF H R ER SO BB IBB HBP BLK WP HR S P ERA WHIP	IP WLS BF H R ER SO BB IBB HBP BLK WP HR S P ERA WHIP	IP WLS BF H R ER SO BB IBB HBP BLK WP HR S P ERA WHIP	IP WLS BF H R ER SO BB IBB HBP BLK WP HR S P ERA WHIP	IP WLS BF H R ER SO BB IBB HBP BLK WP HR S P ERA WHIP	IP WLS BF H R ER SO BB IBB HBP BLK WP HR S P ERA WHIP	IP WLS BF H R ER SO BB IBB HBP BLK WP HR S P ERA WHIP	IP WLS BF H R ER SO BB IBB HBP BLK WP HR S P ERA WHIP	IP WLS BF H R ER SO BB IBB HBP BLK WP HR S P ERA WHIP	IP WLS BF H R ER SO BB IBB HBP BLK WP HR S P ERA WHIP	IP WLS BF H R ER SO BB IBB HBP BLK WP HR S P ERA WHIP						
34 A.J. Burnett, R ERA: 3.83	7.0 W 29	6 2 1 8	3 0 0 0	0 0 0 0	0 0 0 0	0 0 0 0	0 0 0 0	0 0 0 0	0 0 0 0	111	1.29	1.286										
Justin Speier, R ERA: 2.9	1.0 H 5	2 0 0 0	0 0 0 0	0 0 0 0	0 0 0 0	0 0 0 0	0 0 0 0	0 0 0 0	0 0 0 0	13	0.00	2.000										
52 B.J. Ryan, L ERA: 1.43	1.0 S 6	3 1 1 1	0 0 0 0	0 0 0 0	0 0 0 0	0 0 0 0	0 0 0 0	0 0 0 0	0 0 0 0	13	9.00	3.000										

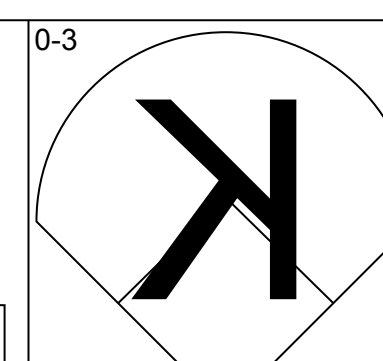
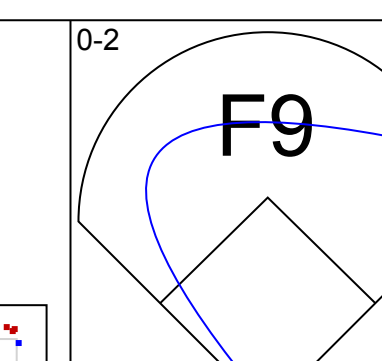
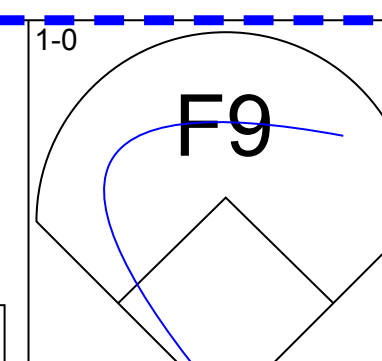
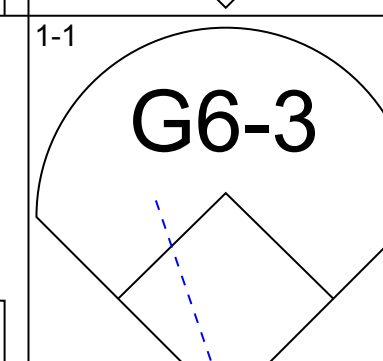
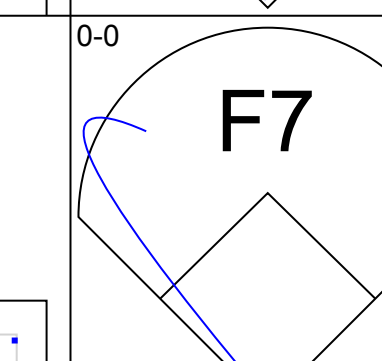
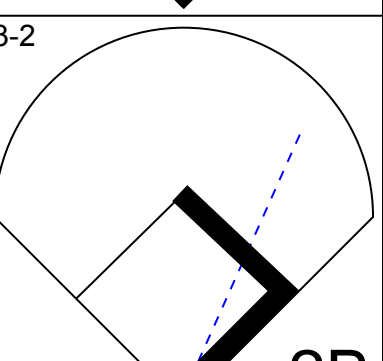
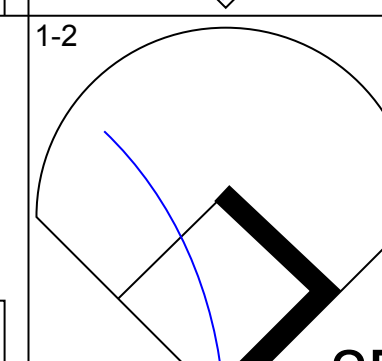
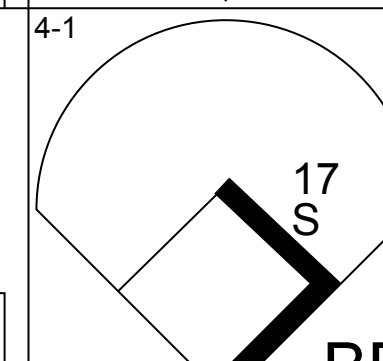
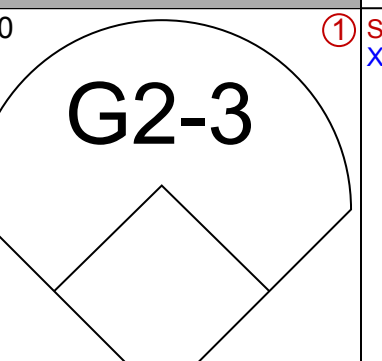
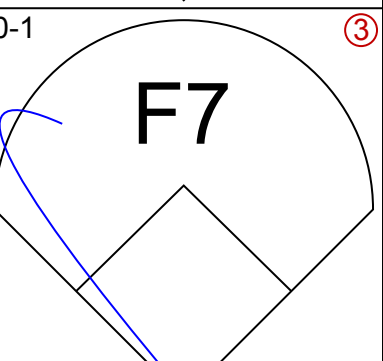
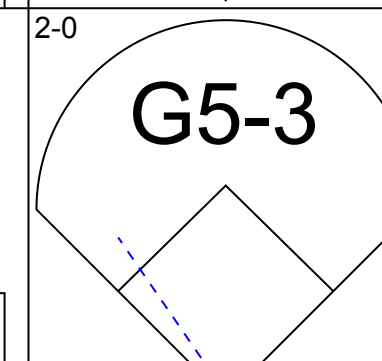
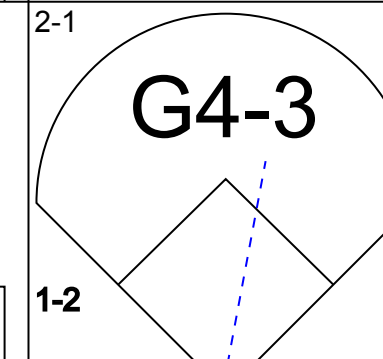
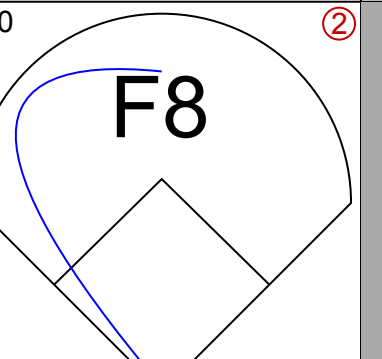
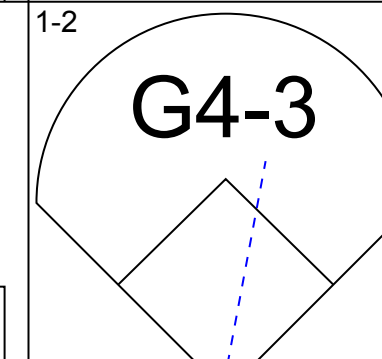
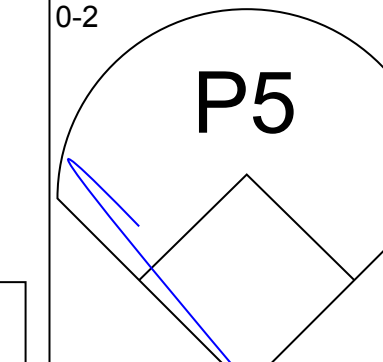
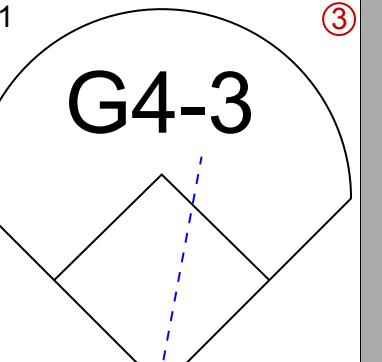
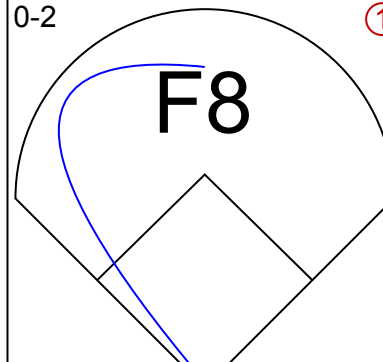
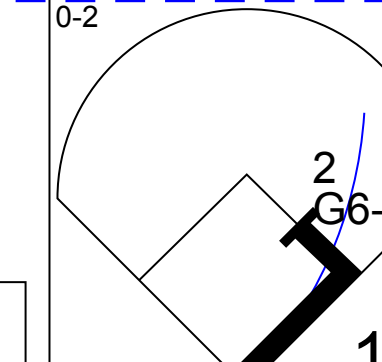
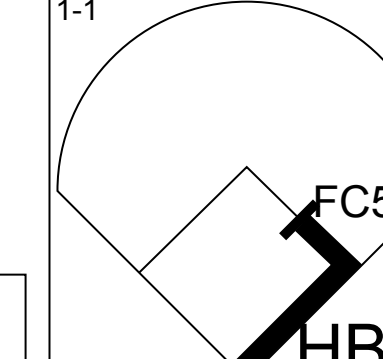
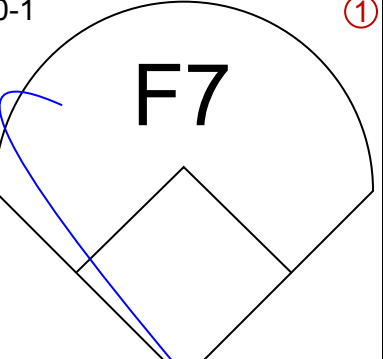
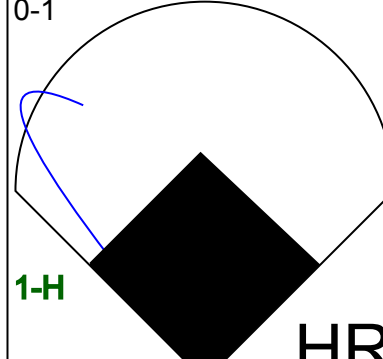
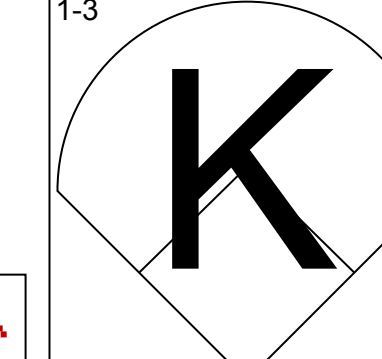
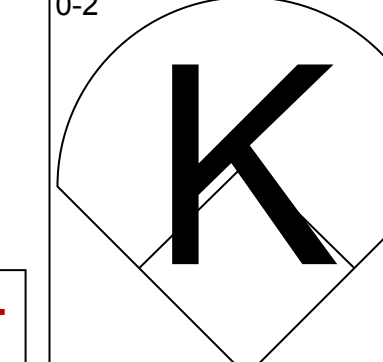
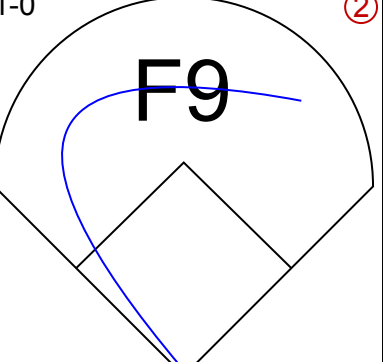
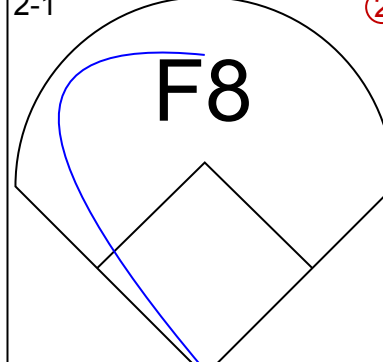
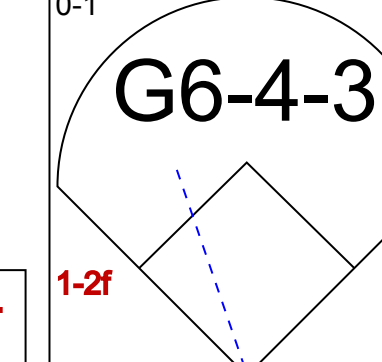
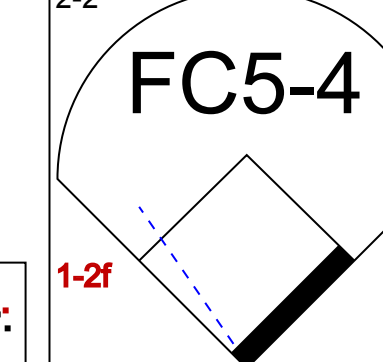
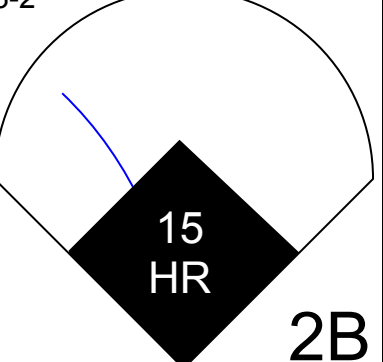
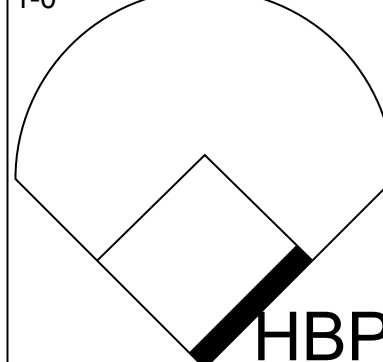
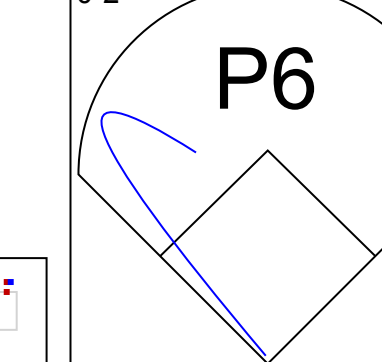
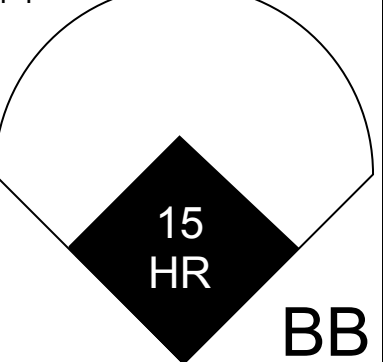
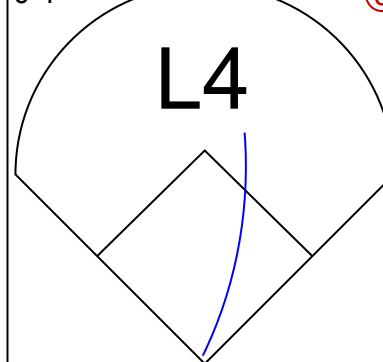
Batter	1	2	3	4	5	6	7	8	9	AB	R	H	RBI	BB	SO	LOB	BOTTOM			
15 Alex Rios, R OBP: 0.346, SLG: 0.499	0-2 G5-3		1-3 K		3-3 K			0-3 K		4	0	0	0	0	3	1	Boston Red Sox @ Toronto Blue Jays Rogers Centre, Toronto, ON Sat Sep 23 2006, 4:07 PM EDT Att: 42,267 - Partly Cloudy - 75 F			
Frank Catalanotto, L OBP: 0.396, SLG: 0.453	0-1 1B		3-1 FC4-6			0-2 10 1B 17 FC4-6 2B		1-0 10 3B		3	1	2	0	0	0	1				
3 Reed Johnson, R OBP: 0.392, SLG: 0.481										1	1	1	0	0	0	0				
10 Vernon Wells, R OBP: 0.359, SLG: 0.550	0-2 P4			0-2 G6-3		0-0 17 FC4-6 1B		0-0 25 SF7 3B		4	1	2	1	0	0	1				
17 Lyle Overbay, L OBP: 0.372, SLG: 0.502	1-2 F7			0-0 HR		2-3 FC4-6 9 L3-6 25 E		4-0 25 SF7 IBB		3	1	1	2	1	0	2				
25 Troy Glaus, R OBP: 0.356, SLG: 0.513		2-2 G4-3		1-0 HR		1-1 FC5		2-2 SF7		3	1	1	2	0	0	1				
9 Gregg Zaun, S OBP: 0.357, SLG: 0.453		3-1 G3		1-0 G4-3		1-2 L3-6		0-1 G4-3		4	0	0	0	0	0	3				
2 Aaron Hill, R OBP: 0.346, SLG: 0.379		3-1 P4		1-1 F8			1-0 P4			3	0	0	0	0	0	0				
26 Adam Lind, L OBP: 0.377, SLG: 0.569			1-2 G6-3		0-0 G1		3-2 F8			3	0	0	0	0	0	0				
8 Russ Adams, L OBP: 0.284, SLG: 0.325			1-1 FC4-6 1B		2-2 P5					3	0	1	0	0	1	0				
6 John McDonald, R OBP: 0.265, SLG: 0.299										0	0	0	0	0	0	0				
Inning Stats	R: 0 E: 0 K: 0 S: 11	H: 1 LOB: 1 BB: 0 P: 12	R: 0 E: 0 K: 0 S: 8	H: 0 LOB: 0 BB: 0 P: 16	R: 0 E: 0 K: 1 S: 15	H: 1 LOB: 1 BB: 0 P: 21	R: 2 E: 0 K: 0 S: 8	H: 2 LOB: 0 BB: 0 P: 11	R: 0 E: 0 K: 1 S: 11	H: 0 LOB: 0 BB: 0 P: 16	R: 1 E: 1 K: 0 S: 10	H: 2 LOB: 1 BB: 0 P: 12	R: 0 E: 0 K: 1 S: 9	H: 0 LOB: 0 BB: 0 P: 15	R: 2 E: 0 K: 1 S: 12	H: 2 LOB: 1 BB: 1 P: 19	1B: 4 2B: 2 3B: 1 HR: 2	SF: 1 SAC: 0 DP: 1 HBP: 0	WP: 0 PB: 0 SB: 0 CS: 0	PA: 33
PITCHER	IP WLS BF H R ER SO BB IBB HBP BLK WP HR S P ERA WHIP	IP WLS BF H R ER SO BB IBB HBP BLK WP HR S P ERA WHIP	IP WLS BF H R ER SO BB IBB HBP BLK WP HR S P ERA WHIP	IP WLS BF H R ER SO BB IBB HBP BLK WP HR S P ERA WHIP	IP WLS BF H R ER SO BB IBB HBP BLK WP HR S P ERA WHIP	IP WLS BF H R ER SO BB IBB HBP BLK WP HR S P ERA WHIP	IP WLS BF H R ER SO BB IBB HBP BLK WP HR S P ERA WHIP	IP WLS BF H R ER SO BB IBB HBP BLK WP HR S P ERA WHIP	IP WLS BF H R ER SO BB IBB HBP BLK WP HR S P ERA WHIP	IP WLS BF H R ER SO BB IBB HBP BLK WP HR S P ERA WHIP	IP WLS BF H R ER SO BB IBB HBP BLK WP HR S P ERA WHIP	IP WLS BF H R ER SO BB IBB HBP BLK WP HR S P ERA WHIP	IP WLS BF H R ER SO BB IBB HBP BLK WP HR S P ERA WHIP	IP WLS BF H R ER SO BB IBB HBP BLK WP HR S P ERA WHIP	IP WLS BF H R ER SO BB IBB HBP BLK WP HR S P ERA WHIP	IP WLS BF H R ER SO BB IBB HBP BLK WP HR S P ERA WHIP				
68 Devern Hansack, R ERA: 5.4	5.0 L 21	6 3 3 2	0 0 0 0	0 0 0 0	0 0 0 0	0 0 0 0	0 0 0 0	0 0 0 0	0 0 0 0	1	1	0.00	0.000							
48 Javier López, L ERA: 3.14	0.1	1 0 0 0	0 0 0 0	0 0 0 0	0 0 0 0	0 0 0 0	0 0 0 0	0 0 0 0	0 0 0 0	13	21	0.00	0.000							
Bryan Corey, R ERA: 3.08	1.2	5 0 0 0	1 0 0 0	1 0 0 0	1 0 0 0	1 0 0 0	1 0 0 0	1 0 0 0	1 0 0 0	12	19	18.00	2.000							
Mike Burns, R ERA: 7.08	1.0	6 2 2 2	1 0 0 0	1 0 0 0	1 0 0 0	1 0 0 0	1 0 0 0	1 0 0 0	1 0 0 0	12	19	18.00	2.000							



Batter	1	2	3	4	5	6	7	8	9	AB	R	H	RBI	BB	SO	LOB	TOP			
20 Kevin Youkilis, R OBP: 0.381, SLG: 0.430										4	0	0	0	0	2	1	Boston Red Sox @ Toronto Blue Jays Rogers Centre, Toronto, ON Mon Sep 25 2006, 7:07 PM EDT Att. 40,123 - Roof Closed - 68 F			
Mark Loretta, R OBP: 0.347, SLG: 0.359										4	0	0	0	0	1	1				
34 David Ortiz, L OBP: 0.404, SLG: 0.631										4	0	0	0	0	3	0				
Trot Nixon, L OBP: 0.382, SLG: 0.405										3	0	0	0	0	1	0				
25 Mike Lowell, R OBP: 0.340, SLG: 0.471										3	0	0	0	0	0	0				
12 Eric Hinske, L OBP: 0.346, SLG: 0.472										2	0	1	0	1	1	0				
60 David Murphy, L OBP: 0.273, SLG: 0.400										3	0	0	0	0	0	2				
28 Doug Mirabeli, R OBP: 0.266, SLG: 0.330										3	0	0	0	0	3	1				
13 Alex Cora, L OBP: 0.319, SLG: 0.296										3	0	1	0	0	0	1				
Inning Stats	R: 0 E: 0 K: 2 S: 9	H: 0 LOB: 0 BB: 0 P: 13	R: 0 E: 0 K: 0 S: 13	H: 0 LOB: 1 BB: 1 P: 22	R: 0 E: 0 K: 2 S: 12	H: 0 LOB: 0 BB: 0 P: 17	R: 0 E: 0 K: 1 S: 6	H: 0 LOB: 0 BB: 0 P: 8	R: 0 E: 0 K: 1 S: 9	H: 1 LOB: 1 BB: 0 P: 16	R: 0 E: 0 K: 1 S: 7	H: 0 LOB: 0 BB: 0 P: 12	R: 0 E: 0 K: 1 S: 9	H: 1 LOB: 1 BB: 0 P: 12	R: 0 E: 0 K: 1 S: 8	H: 0 LOB: 0 BB: 0 P: 11	1B: 2 2B: 0 3B: 0 HR: 0	SF: 0 SAC: 0 DP: 0 HBP: 0	WP: 0 PB: 0 SB: 0 CS: 0	PA: 30
PITCHER	IP WLS BF H R ER SO BB IBB HBP BLK WP HR S P ERA WHIP																			
28 Shaun Marcum, R ERA: 4.92	8.0 W 27 2 0 0 10 1 0 0 0 0 0 0 74 113 0.00 0.375																			
54 Jason Frasor, R ERA: 4.25	1.0 3 0 0 0 1 0 0 0 0 0 0 0 8 11 0.00 0.000																			

AB	29
R	0
H	2
RBI	0
BB	1
SO	11
LOB	6



Batter	1	2	3	4	5	6	7	8	9	AB	R	H	RBI	BB	SO	LOB	BOTTOM			
15 Alex Rios, R OBP: 0.348, SLG: 0.513										4	1	1	3	0	1	0	Boston Red Sox @ Toronto Blue Jays Rogers Centre, Toronto, ON Mon Sep 25 2006, 7:07 PM EDT Att. 40,123 - Roof Closed - 68 F			
Frank Catalanotto, L OBP: 0.383, SLG: 0.451 3 Reed Johnson, R OBP: 0.395, SLG: 0.487										3	0	1	0	0	0	0				
10 Vernon Wells, R OBP: 0.359, SLG: 0.549										3	0	0	0	1	0	2				
17 Lyle Overbay, L OBP: 0.374, SLG: 0.511										4	1	1	0	0	0	2				
25 Troy Glaus, R OBP: 0.356, SLG: 0.510										4	0	1	0	0	0	1				
Bengie Molina, R OBP: 0.320, SLG: 0.463 Kevin Barker, L OBP: 0.308, SLG: 0.500										2	1	1	2	0	0	0				
2 Aaron Hill, R OBP: 0.348, SLG: 0.381										4	0	0	0	0	1	2				
Jason Phillips, R OBP: 0.308, SLG: 0.444										2	1	1	0	0	0	1				
8 Russ Adams, L OBP: 0.288, SLG: 0.328										2	1	0	0	1	0	1				
Inning Stats	R: 0 E: 0 K: 1 S: 9	H: 0 LOB: 1 BB: 1 P: 16	R: 0 E: 0 K: 1 S: 10	H: 0 LOB: 0 BB: 0 P: 13	R: 0 E: 0 K: 0 S: 8	H: 0 LOB: 0 BB: 0 P: 8	R: 0 E: 0 K: 0 S: 4	H: 0 LOB: 0 BB: 0 P: 7	R: 3 E: 0 K: 0 S: 13	H: 3 LOB: 1 BB: 1 P: 24	R: 2 E: 0 K: 0 S: 10	H: 2 LOB: 1 BB: 0 P: 14	R: 0 E: 0 K: 0 S: 8	H: 1 LOB: 1 BB: 0 P: 13	R: 0 E: 0 K: 1 S: 8	H: 1 LOB: 0 BB: 0 P: 9	1B: 2 2B: 3 3B: 0 HR: 2	SF: 0 SAC: 0 DP: 1 HBP: 2	WP: 0 PB: 0 SB: 1 CS: 0	PA: 34
PITCHER	IP WLS BF H R ER SO BB IBB HBP BLK WP HR S P ERA WHIP																			
49 Tim Wakefield, R ERA: 4.63	6.0 L 27 5 5 5 2 2 0 2 2 0 0 0 2 54 82 7.50 1.167																			
54 Craig Breslow, L ERA: 4.09	1.0 4 1 0 0 0 0 0 0 0 0 0 0 8 13 0.00 1.000																			
56 Craig Hansen, R ERA: 6.69	1.0 3 1 0 0 1 0 0 0 0 0 0 0 8 9 0.00 1.000																			

AB	30
R	5
H	7
RBI	5
BB	2
SO	3
LOB	10



Batter	1	2	3	4	5	6	7	8	9	AB	R	H	RBI	BB	SO	LOB	TOP				
15 Alex Rios, R OBP: 0.348, SLG: 0.511 (1, 9)	G5-3		P3						G6-4-3	4	1	1	0	1	1	1	Toronto Blue Jays @ Detroit Tigers Comerica Park, Detroit, MI Tue Sep 26 2006, 7:05 PM EDT Att: 27,908 - Partly Cloudy - 64 F				
Frank Catalanotto, L OBP: 0.352, SLG: 0.449 6 John McDonald, R OBP: 0.284, SLG: 0.298 Benjie Molina, R OBP: 0.319, SLG: 0.462 (1, 7) (7, 6) (9, PH)	G6-3			E3	L3				G6-4-3	4	1	1	1	0	0	1					
10 Vernon Wells, R OBP: 0.360, SLG: 0.550 (1, 8)	G6-3			9 SF8 2 FC5-2						3	0	1	0	1	0	1					
17 Lyle Overbay, L OBP: 0.373, SLG: 0.508 (1, 3)		G4-3		4-2 FC5-2						3	0	0	0	1	1	1					
9 Gregg Zaun, S OBP: 0.356, SLG: 0.446 (1, 2)				1-2 2-3						2	0	0	1	1	1	0					
2 Aaron Hill, R OBP: 0.349, SLG: 0.381 (1, 6) (7, 4)				2-3 3-H						3	0	1	0	1	0	4					
26 Adam Lind, L OBP: 0.390, SLG: 0.554 (1, 10)				1-3 3-H						3	0	1	0	1	1	3					
23 John Hattig, S OBP: 0.500, SLG: 0.421 25 Troy Glaus, R OBP: 0.355, SLG: 0.509 (8, PH) (8, 5)										3	1	1	0	0	1	1					
8 Russ Adams, L OBP: 0.286, SLG: 0.325 3 Reed Johnson, R OBP: 0.393, SLG: 0.485 (7, PH) (7, 7)										1	0	0	0	0	0	2					
										2	0	0	0	0	0	1					
										2	0	0	0	0	2	1					
Inning Stats	R: 0 E: 0 K: 0 S: 7	H: 0 LOB: 0 BB: 0 P: 13	R: 0 E: 0 K: 1 S: 12	H: 1 LOB: 1 BB: 0 P: 19	R: 0 E: 0 K: 1 S: 5	H: 0 LOB: 0 BB: 0 P: 8	R: 1 E: 1 K: 1 S: 15	H: 0 LOB: 2 BB: 2 P: 30	R: 0 E: 0 K: 0 S: 7	H: 1 LOB: 1 BB: 1 P: 14	R: 2 E: 0 K: 1 S: 18	H: 1 LOB: 1 BB: 2 P: 33	R: 0 E: 0 K: 1 S: 13	H: 1 LOB: 2 BB: 1 P: 20	R: 0 E: 0 K: 1 S: 9	H: 1 LOB: 0 BB: 0 P: 12	1B: 5 2B: 1 3B: 0 HR: 0	SF: 1 SAC: 0 DP: 2 HBP: 0	WP: 0 PB: 1 SB: 0 CS: 0	PA: 38	
PITCHER	IP	WLS	BF	H	R	ER	SO	BB	IBB	HBP	BLK	WP	HR	S	P	ERA	WHIP				
38 Jeremy Bonderman, R ERA: 3.99 50 Andrew Miller, L ERA: 4.7 54 Joel Zumaya, R ERA: 1.94 56 Fernando Rodney, R ERA: 3.39 59 Todd Jones, R ERA: 4.03 (1, 1) (7, 1) (7, 1) (8, 1) (9, 1)	6.0	W	24	3	1	0	4	3	0	0	0	0	0	57	102	0.00	1.000				

Batter	1	2	3	4	5	6	7	8	9	AB	R	H	RBI	BB	SO	LOB	BOTTOM				
28 Curtis Granderson, L OBP: 0.339, SLG: 0.435 (1, 8)	F8	F7								4	0	1	0	0	0	3	Toronto Blue Jays @ Detroit Tigers Comerica Park, Detroit, MI Tue Sep 26 2006, 7:05 PM EDT Att: 27,908 - Partly Cloudy - 64 F				
Ivan Rodriguez, R OBP: 0.322, SLG: 0.425 (1, 2)	G4-3									4	0	1	0	0	0	1					
Sean Casey, L OBP: 0.335, SLG: 0.383 31 Chris Shelton, R OBP: 0.342, SLG: 0.470 (7, PH) (8, 3)										2	0	1	0	1	1	0					
30 Magglio Ordonez, R OBP: 0.345, SLG: 0.478 Alexis Gomez, L OBP: 0.311, SLG: 0.396 (9, 7)										1	0	0	0	0	0	0					
9 Carlos Guillen, S OBP: 0.399, SLG: 0.524 (1, 6)										3	0	0	0	0	0	4					
Matt Stairs, L OBP: 0.325, SLG: 0.409 20 Omar Infante, R OBP: 0.331, SLG: 0.419 (6, PH) (7, 10)										3	2	1	0	1	0	2					
15 Brandon Inge, R OBP: 0.314, SLG: 0.466 (1, 5)										2	1	1	0	0	1	0					
14 Placido Polanco, R OBP: 0.330, SLG: 0.365 (1, 4)										2	0	0	0	0	1	1					
										3	1	0	0	1	0	2					
										0	0	0	0	0	0	0					
Inning Stats	R: 0 E: 0 K: 1 S: 9	H: 0 LOB: 0 BB: 0 P: 15	R: 2 E: 1 K: 0 S: 17	H: 2 LOB: 2 BB: 1 P: 29	R: 0 E: 0 K: 0 S: 6	H: 1 LOB: 0 BB: 0 P: 9	R: 0 E: 0 K: 1 S: 7	H: 0 LOB: 0 BB: 0 P: 12	R: 0 E: 0 K: 1 S: 11	H: 1 LOB: 2 BB: 1 P: 18	R: 2 E: 0 K: 1 S: 15	H: 2 LOB: 1 BB: 1 P: 25	R: 0 E: 0 K: 1 S: 9	H: 1 LOB: 1 BB: 0 P: 13	R: 0 E: 0 K: 0 S: 6	H: 0 LOB: 0 BB: 0 P: 7	1B: 7 2B: 0 3B: 0 HR: 0	SF: 0 SAC: 1 DP: 0 HBP: 0	WP: 0 PB: 0 SB: 2 CS: 0	PA: 35	
PITCHER	IP	WLS	BF	H	R	ER	SO	BB	IBB	HBP	BLK	WP	HR	S	P	ERA	WHIP				
40 Dustin McGowan, R ERA: 7.66 50 Davis Romero, L ERA: 3.86 49 Jeremy Accardo, R ERA: 4.66 56 Brian Tallet, L ERA: 3.98 22 Brandon League, R ERA: 2.43 (1, 1) (3, 1) (6, 1) (7, 1) (8, 1)	2.0	L	10	2	2	0	0	1	0	0	0	0	0	26	44	0.00	1.500				

AB	31
R	3
H	6
RBI	2
BB	6
SO	7
LOB	17



AB	31
R	4
H	7
RBI	4
BB	3
SO	5
LOB	16



Batter	1	2	3	4	5	6	7	8	9	AB	R	H	RBI	BB	SO	LOB	TOP			
3 Reed Johnson, R OBP: 0.390, SLG: 0.479	1-3 K	1 SAFE 2-2 F9		0-1 F9		2-3 K		3-1 FC6-4		5	0	0	0	0	2	5				
15 Alex Rice, R OBP: 0.349, SLG: 0.509	0-0 25 BB HR	1 SAFE 2-2 G5-4-3		1-2 G5-3		0-3 K			1-0 25 S 1B	5	2	2	0	0	1	3				
10 Vernon Wells, R OBP: 0.358, SLG: 0.546	2-1 F8		2-2 F9		1-2 P2		4-1 25 G5-4-3 BB		0-0 L6	4	0	0	0	1	0	2				
25 Troy Glaus, R OBP: 0.357, SLG: 0.514	4-0 HR		1-2 F8		1-0 HR		1-0 G5-4-3		1-1 1B	4	2	2	2	1	0	1				
Bengie Molina, R OBP: 0.320, SLG: 0.468	0-2 HR		2-0 FC5 2 1B		1-1 G1-3		1-2 G6-3		1-2 P2	5	1	2	3	0	0	1				
2 Aaron Hill, R OBP: 0.353, SLG: 0.390	0-0 S		3-2 FC5		0-1 HR				2-2 G6-3	5	1	4	1	0	0	1				
Jason Phillips, R OBP: 0.410, SLG: 0.410	0-3 K		1-0 FC5		1-0 P6				1-3 K	3	0	0	0	0	1	3				
17 Lyle Overbay, L OBP: 0.373, SLG: 0.507	1-2 K		1-2 2-3F							1	0	0	0	0	1	1				
9 Gregg Zaun, S OBP: 0.364, SLG: 0.465		3-2 6 1B		0-0 HR		1-1 6 G6-3 1B		3-0 3 FC6-4 1B		4	1	4	1	0	0	0				
6 John McDonald, R OBP: 0.264, SLG: 0.297	1 SAFE 1 SAFE	0-2 15 G5-4-3 1B		2-1 G6-3		3-2 G6-3		2-2 F7		4	0	1	0	0	0	3				
Inning Stats	R: 3 E: 0 K: 2 S: 18	H: 3 LOB: 1 BB: 1 P: 25	R: 0 E: 0 K: 0 S: 13	H: 2 LOB: 1 BB: 0 P: 20	R: 0 E: 0 K: 0 S: 12	H: 2 LOB: 2 BB: 0 P: 21	R: 1 E: 0 K: 0 S: 9	H: 1 LOB: 0 BB: 0 P: 12	R: 2 E: 0 K: 0 S: 9	H: 2 LOB: 1 BB: 0 P: 13	R: 0 E: 0 K: 0 S: 5	H: 0 LOB: 0 BB: 1 P: 11	R: 0 E: 0 K: 1 S: 11	H: 2 LOB: 2 BB: 0 P: 22	R: 1 E: 0 K: 0 S: 11	H: 2 LOB: 1 BB: 0 P: 16	1B: 11 2B: 0 3B: 0 HR: 4	SF: 0 SAC: 0 DP: 2 HBP: 0	WP: 0 PB: 0 SB: 2 CS: 0	PA: 42
PITCHER	IP WLS BF H R ER SO BB IBB HBP BLK WP HR S P ERA WHIP	IP WLS BF H R ER SO BB IBB HBP BLK WP HR S P ERA WHIP																		
29 Nate Robertson, L ERA: 3.84	(1, 1) 4.2 L 24 10 6 6 2 1 0 0 0 0 4 60 89 11.57 2.357																			
31 Zach Miner, R ERA: 4.37	(5, 1) 2.1 9 2 0 0 2 1 0 0 0 0 0 21 36 0.00 1.286																			
Jamie Walker, L ERA: 2.17	(8, 1) 0.2 3 1 0 0 1 0 0 0 0 0 7 13 0.00 1.500																			
Jason Grilli, R ERA: 4.24	(8, 1) 1.1 6 2 1 1 0 0 0 0 0 0 13 21 6.75 1.500																			

Toronto Blue Jays @ Detroit Tigers
Comerica Park, Detroit, MI
Wed Sep 27 2006, 7:05 PM EDT
Att: 26,430 - Cloudy - 65 F

AB	40
R	7
H	15
RBI	7
BB	2
SO	5
LOB	20



Batter	1	2	3	4	5	6	7	8	9	AB	R	H	RBI	BB	SO	LOB	BOTTOM			
14 Placido Polanco, R OBP: 0.329, SLG: 0.371	1-2 G4-3		0-0 F9		3-2 HR			1-1 G3-1		4	1	1	2	0	0	0				
Craig Monroe, R OBP: 0.306, SLG: 0.493	0-2 1B		1-3 K		0-2 G4-3			1-2 HR		4	1	2	1	0	1	0				
33 Marcus Thames, R OBP: 0.354, SLG: 0.550	2-3 K			1-3 K		2-3 K		2-2 F7		3	0	0	0	0	3	1				
Matt Stairs, L OBP: 0.325, SLG: 0.408	(6, PH) (9, 10)									1	0	0	0	0	0	0				
30 Magglio Ordonez, R OBP: 0.344, SLG: 0.476	0-0 P4			1-2 G6-3		1-1 F8		4-2 9 WP BB		3	0	0	0	1	0	1				
9 Carlos Guillen, S OBP: 0.398, SLG: 0.522		2-2 1B BLK 1B		0-1 G3		1-3 K		3-3 K1-3		4	0	1	0	0	2	1				
Ivan Rodriguez, R OBP: 0.325, SLG: 0.433		0-2 28 G4-6-3 1B			1-2 HR			1-0 20 G6-4-3 15 1B		4	1	3	1	0	0	0				
15 Brandon Inge, R OBP: 0.314, SLG: 0.464		3-3 K			1-3 K			2-2 20 G6-4-3 1B		4	0	1	0	0	2	2				
28 Curtis Granderson, L OBP: 0.338, SLG: 0.433	(1, 8)		0-0 G4-6-3		0-0 E3 14 HR			0-0 G6-4-3		2	1	0	0	0	0	2				
20 Omar Infante, R OBP: 0.328, SLG: 0.416	(7, PH) (8, 8)							1-2 2-3		2	0	0	0	0	1	2				
31 Chris Shelton, R OBP: 0.341, SLG: 0.468	(1, 3)			2-3 K				1-0 L6		2	0	0	0	0	2	1				
Sean Casey, L OBP: 0.334, SLG: 0.382	(7, PH) (8, 3)									1	0	0	0	0	0	1				
Inning Stats	R: 0 E: 0 K: 1 S: 12	H: 1 LOB: 0 BB: 0 P: 15	R: 0 E: 0 K: 1 S: 15	H: 2 LOB: 0 BB: 0 P: 20	R: 0 E: 0 K: 2 S: 8	H: 0 LOB: 0 BB: 0 P: 11	R: 0 E: 0 K: 1 S: 10	H: 0 LOB: 0 BB: 0 P: 12	R: 3 E: 1 K: 2 S: 21	H: 2 LOB: 0 BB: 0 P: 28	R: 0 E: 0 K: 0 S: 8	H: 0 LOB: 0 BB: 0 P: 12	R: 0 E: 0 K: 1 S: 14	H: 1 LOB: 1 BB: 1 P: 25	R: 0 E: 0 K: 1 S: 8	H: 0 LOB: 0 BB: 0 P: 10	1B: 5 2B: 0 3B: 0 HR: 3	SF: 0 SAC: 0 DP: 2 HBP: 0	WP: 1 PB: 0 SB: 0 CS: 0	PA: 35
PITCHER	IP WLS BF H R ER SO BB IBB HBP BLK WP HR S P ERA WHIP	IP WLS BF H R ER SO BB IBB HBP BLK WP HR S P ERA WHIP																		
Ted Lilly, L ERA: 4.31	(1, 1) 6.0 W 23 5 3 1 9 0 0 0 0 0 2 74 98 1.50 0.833																			
54 Jason Frasor, R ERA: 4.25	(7, 1) 0.0 2 2 0 0 0 0 0 0 0 0 0 5 8 ∞ ∞																			
37 Scott Downs, L ERA: 4.16	(7, 1) 0.2 H 1 0 0 0 0 0 0 0 0 1 1 0.00 0.000																			
22 Brandon League, R ERA: 2.61	(7, 1) 0.2 H 3 1 1 1 0 0 0 0 0 1 6 9 13.50 1.500																			
Justin Speier, R ERA: 2.86	(8, 1) 0.2 H 3 0 0 0 1 1 0 0 0 1 0 9 18 0.00 1.500																			

Toronto Blue Jays @ Detroit Tigers
Comerica Park, Detroit, MI
Wed Sep 27 2006, 7:05 PM EDT
Att: 26,430 - Cloudy - 65 F

AB	34
R	4
H	8
RBI	4
BB	1
SO	11
LOB	11



Batter	1	2	3	4	5	6	7	8	9	AB	R	H	RBI	BB	SO	LOB	TOP										
15 Alex Rios, R OBP: 0.348, SLG: 0.510	0-0 E3 E	0-1 SAFE CS 1B		1-1 10 1B 2B		1-1 G5-3		3-3 K		5	2	2	2	0	1	0											
Frank Catalanotto, L OBP: 0.362, SLG: 0.448	1-1 FC1 2B	1-2 3-H 4-2 BB		0-1 P5		0-0 1B		1-1 G6-3		4	1	1	0	1	0	1											
10 Vernon Wells, R OBP: 0.359, SLG: 0.544	1-2 G5-3	2-0 G1-3		2-1 25 1B 1B		2-0 P2		4-0 FC6-4 BB		4	1	1	1	1	0	4											
25 Troy Glaus, R OBP: 0.356, SLG: 0.511	3-3 K		1-0 F9	0-0 2H 1B		3-2 F9		1-3 K		5	0	1	1	0	2	2											
Bengie Molina, R OBP: 0.319, SLG: 0.467	2-1 2H 2B		0-2 F9	0-3 K		3-2 G6-3		0-0 FC6-4		5	0	1	1	0	1	2											
2 Aaron Hill, R OBP: 0.350, SLG: 0.387	2-1 G5-3		1-1 F9		1-2 G6-3		1-1 G6-3			4	0	0	0	0	0	1											
9 Gregg Zaun, S OBP: 0.368, SLG: 0.470		3-2 1B 15 1B HBP		1-2 6 CS 1B 1B		1-1 F8		1-1 17 1B 6 G6-3 2B		3	2	2	0	0	0	0											
Jason Phillips, R OBP: 0.318, SLG: 0.439	0-1 CS 15 1B 1B		0-0 6 CS 2B 1B	0-0 L5		1-1 L5		1-0 6 G6-3 1B		2	1	2	0	0	0	0											
17 Lyle Overbay, L OBP: 0.373, SLG: 0.507	1-3 1B		1-2 15 2B 1B		1-1 15 2B 2B		2-2 F9		0-2 1-2 3-H G6-3	4	1	1	1	0	1	3											
6 John McDonald, R OBP: 0.264, SLG: 0.300	0-3 K		0-3 K																								
Inning Stats	R: 2 E: 2 K: 1 S: 15	H: 1 LOB: 1 BB: 0 P: 24	R: 1 E: 0 K: 1 S: 12	H: 2 LOB: 2 BB: 1 P: 21	R: 0 E: 0 K: 0 S: 6	H: 0 LOB: 0 BB: 0 P: 8	R: 4 E: 0 K: 1 S: 16	H: 6 LOB: 1 BB: 0 P: 21	R: 0 E: 0 K: 0 S: 7	H: 0 LOB: 0 BB: 0 P: 10	R: 0 E: 0 K: 0 S: 9	H: 1 LOB: 1 BB: 0 P: 14	R: 0 E: 0 K: 0 S: 10	H: 0 LOB: 0 BB: 0 P: 17	R: 1 E: 0 K: 1 S: 12	H: 2 LOB: 0 BB: 0 P: 17	R: 0 E: 0 K: 1 S: 6	H: 0 LOB: 1 BB: 1 P: 12	1B: 8 2B: 4 3B: 0 HR: 0	SF: 0 SAC: 0 DP: 1 HBP: 1	WP: 0 PB: 0 SB: 0 CS: 4	PA: 41					
PITCHER	IP WLS BF H R ER SO BB IBB HBP BLK WP HR S P ERA WHIP	IP WLS BF H R ER SO BB IBB HBP BLK WP HR S P ERA WHIP	IP WLS BF H R ER SO BB IBB HBP BLK WP HR S P ERA WHIP	IP WLS BF H R ER SO BB IBB HBP BLK WP HR S P ERA WHIP	IP WLS BF H R ER SO BB IBB HBP BLK WP HR S P ERA WHIP	IP WLS BF H R ER SO BB IBB HBP BLK WP HR S P ERA WHIP	IP WLS BF H R ER SO BB IBB HBP BLK WP HR S P ERA WHIP	IP WLS BF H R ER SO BB IBB HBP BLK WP HR S P ERA WHIP	IP WLS BF H R ER SO BB IBB HBP BLK WP HR S P ERA WHIP	IP WLS BF H R ER SO BB IBB HBP BLK WP HR S P ERA WHIP	IP WLS BF H R ER SO BB IBB HBP BLK WP HR S P ERA WHIP	IP WLS BF H R ER SO BB IBB HBP BLK WP HR S P ERA WHIP	IP WLS BF H R ER SO BB IBB HBP BLK WP HR S P ERA WHIP	IP WLS BF H R ER SO BB IBB HBP BLK WP HR S P ERA WHIP	IP WLS BF H R ER SO BB IBB HBP BLK WP HR S P ERA WHIP	IP WLS BF H R ER SO BB IBB HBP BLK WP HR S P ERA WHIP	IP WLS BF H R ER SO BB IBB HBP BLK WP HR S P ERA WHIP	IP WLS BF H R ER SO BB IBB HBP BLK WP HR S P ERA WHIP	IP WLS BF H R ER SO BB IBB HBP BLK WP HR S P ERA WHIP	IP WLS BF H R ER SO BB IBB HBP BLK WP HR S P ERA WHIP	IP WLS BF H R ER SO BB IBB HBP BLK WP HR S P ERA WHIP	IP WLS BF H R ER SO BB IBB HBP BLK WP HR S P ERA WHIP	IP WLS BF H R ER SO BB IBB HBP BLK WP HR S P ERA WHIP	IP WLS BF H R ER SO BB IBB HBP BLK WP HR S P ERA WHIP			
37 Kenny Rogers, L ERA: 3.79	3.2 L 21 8 7 5 2 1 0 1 0 0 0 0 45 70 12.27 2.455	2.1 9 2 0 0 1 0 0 0 0 0 0 0 20 28 0.00 0.857	1.0 5 2 1 1 0 0 0 0 0 0 0 0 13 22 9.00 2.000	2.0 6 0 0 0 2 1 0 0 0 0 0 0 15 24 0.00 0.500																							
Chad Durbin, R ERA: 2.25																											
Mike Maroth, L ERA: 4.19																											
56 Fernando Rodney, R ERA: 3.3																											

Toronto Blue Jays @ Detroit Tigers
Comerica Park, Detroit, MI
Thu Sep 28 2006, 1:05 PM EDT
Att: 28,670 - Cloudy - 54 F

AB 38
R 8
H 12
RBI 6
BB 2
SO 5
LOB 13



Batter	1	2	3	4	5	6	7	8	9	AB	R	H	RBI	BB	SO	LOB	BOTTOM										
28 Curtis Granderson, L OBP: 0.336, SLG: 0.430	1-3 K		2-0 F8		1-3 K		0-0 F8		1-2 L8	4	0	0	0	0	2	3											
14 Placido Polanco, R OBP: 0.329, SLG: 0.370							1-2 2-3 F8			1	0	0	0	0	0	0											
Ivan Rodriguez, R OBP: 0.326, SLG: 0.434	2-3 K			0-0 BB 1B SF9 1B		1-0 20 2B HBP 1B	2-2 SF8		1-2 1B	2	1	1	0	0	1	0											
13 Vance Wilson, R OBP: 0.304, SLG: 0.441							3-H 2B HBP HR			2	1	2	1	0	0	0											
Sean Casey, L OBP: 0.338, SLG: 0.392	1-1 G5-3			0-0 SF9 BB 1B		3-1 20 2B G4-3 HBP	1-1 HR		3-3 K	3	2	2	2	0	0	0											
33 Marcus Thames, R OBP: 0.333, SLG: 0.549				1-2 1B		1-2 G4-3 HBP	2-H HR			1	0	0	0	0	1	1											
Matt Stairs, L OBP: 0.325, SLG: 0.405				4-2 BB		1-3 K	4-2 20 FC6-4 BB			2	0	0	0	1	1	2											
30 Magglio Ordonez, R OBP: 0.345, SLG: 0.476				1-2 2-3 BB			FC6-4 BB			0	0	0	0	1	0	0											
9 Carlos Guillen, S OBP: 0.397, SLG: 0.520				1-3 K		0-2 G4-3	0-0 FC6-4			2	0	0	0	0	1	3											
20 Omar Infante, R OBP: 0.329, SLG: 0.421						1-3 2-H 2B	1-2 FC6-4			2	0	1	1	0	0	1											
Craig Monroe, R OBP: 0.304, SLG: 0.490				1-0 SF9		3-2 G4-3		1-2 F8		3	0	0	2	0	0	1											
15 Brandon Inge, R OBP: 0.313, SLG: 0.462				2-3 3-H K		2-3 3-H K		1-0 G5-4-3 1B		2	0	0	0	0	1	2											
39 Ramon Santiago, S OBP: 0.244, SLG: 0.263										2	0	1	0	0	1	1											
Alexis Gomez, L OBP: 0.318, SLG: 0.388				0-3 K		2-2 8 G4-6-3 HBP		1-0 G5-4-3		2	1	0	0	1	1	2											
8 Neifi Perez, S OBP: 0.260, SLG: 0.317				1-0 P4		0-0 G4-6-3		1-2 F7		4	1	1	0	0	0	2											
Inning Stats	R: 0 E: 0 K: 2 S: 10	H: 0 LOB: 0 BB: 0 P: 14	R: 0 E: 0 K: 0 S: 4	H: 0 LOB: 0 BB: 0 P: 8	R: 0 E: 2 K: 1 S: 6	H: 0 LOB: 1 BB: 0 P: 11	R: 1 E: 0 K: 2 S: 12	H: 2 LOB: 2 BB: 1 P: 20	R: 0 E: 0 K: 1 S: 6	H: 0 LOB: 0 BB: 0 P: 9	R: 2 E: 0 K: 2 S: 18	H: 2 LOB: 1 BB: 0 P: 28	R: 3 E: 0 K: 0 S: 18	H: 2 LOB: 1 BB: 2 P: 32	R: 0 E: 0 K: 0 S: 5	H: 1 LOB: 0 BB: 0 P: 8	R: 0 E: 0 K: 1 S: 12	H: 1 LOB: 1 BB: 0 P: 19	1B: 6 2B: 1 3B: 0 HR: 1	SF: 2 SAC: 0 DP: 2 HBP: 2	WP: 0 PB: 0 SB: 0 CS: 0	PA: 39					
PITCHER	IP WLS BF H R ER SO BB IBB HBP BLK WP HR S P ERA WHIP	IP WLS BF H R ER SO BB IBB HBP BLK WP HR S P ERA WHIP	IP WLS BF H R ER SO BB IBB HBP BLK WP HR S P ERA WHIP	IP WLS BF H R ER SO BB IBB HBP BLK WP HR S P ERA WHIP	IP WLS BF H R ER SO BB IBB HBP BLK WP HR S P ERA WHIP	IP WLS BF H R ER SO BB IBB HBP BLK WP HR S P ERA WHIP	IP WLS BF H R ER SO BB IBB HBP BLK WP HR S P ERA WHIP	IP WLS BF H R ER SO BB IBB HBP BLK WP HR S P ERA WHIP	IP WLS BF H R ER SO BB IBB HBP BLK WP HR S P ERA WHIP	IP WLS BF H R ER SO BB IBB HBP BLK WP HR S P ERA WHIP	IP WLS BF H R ER SO BB IBB HBP BLK WP HR S P ERA WHIP	IP WLS BF H R ER SO BB IBB HBP BLK WP HR S P ERA WHIP	IP WLS BF H R ER SO BB IBB HBP BLK WP HR S P ERA WHIP	IP WLS BF H R ER SO BB IBB HBP BLK WP HR S P ERA WHIP	IP WLS BF H R ER SO BB IBB HBP BLK WP HR S P ERA WHIP	IP WLS BF H R ER SO BB IBB HBP BLK WP HR S P ERA WHIP	IP WLS BF H R ER SO BB IBB HBP BLK WP HR S P ERA WHIP	IP WLS BF H R ER SO BB IBB HBP BLK WP HR S P ERA WHIP	IP WLS BF H R ER SO BB IBB HBP BLK WP HR S P ERA WHIP	IP WLS BF H R ER SO BB IBB HBP BLK WP HR S P ERA WHIP	IP WLS BF H R ER SO BB IBB HBP BLK WP HR S P ERA WHIP	IP WLS BF H R ER SO BB IBB HBP BLK WP HR S P ERA WHIP	IP WLS BF H R ER SO BB IBB HBP BLK WP HR S P ERA WHIP	IP WLS BF H R ER SO BB IBB HBP BLK WP HR S P ERA WHIP	IP WLS BF H R ER SO BB IBB HBP BLK WP HR S P ERA WHIP		
34 A.J. Burnett, R ERA: 3.98	6.1 W 28 5 5 5 8 2 0 2 0 0 0 1 5 8 27.00 3.000	0.1 H 2 1 1 1 0 0 0 0 0 0 0 3 7 ∞ ∞	0.0 1 0 0 0 0 0 1 0 0 0 0 0 6 9 0.00 0.750	1.1 H 4 1 0 0 0 0 0 0 0 0 0 12 19 0.00 1.000																							
54 Jason Frasor, R ERA: 4.41																											
37 Scott Downs, L ERA: 4.16																											
22 Brandon League, R ERA: 2.53																											
52 B.J. Ryan, L ERA: 1.39																											

Toronto Blue Jays @ Detroit Tigers
Comerica Park, Detroit, MI
Thu Sep 28 2006, 1:05 PM EDT
Att: 28,670 - Cloudy - 54 F

AB 32
R 6
H 8
RBI 6
BB 3
SO 9
LOB 18



