

Toronto Blue Jays - 2007

Batter	1	2	3	4	5	6	7	8	9	AB	R	H	RBI	BB	SO	LOB	TOP																			
15 Dustin Pedroia, R OBP: 0.333, SLG: 0.200 76 Bobby Scales, S (6, 4)	G6-3		P6			G6-3		G4-3		3	0	0	0	0	0	1	Boston Red Sox @ Toronto Blue Jays Knology Park, Dunedin, FL Thu Mar 01 2007, 1:05 PM EST Att: 5,044 - Overcast - 72 F																			
13 Alex Cora, L 77 Ed Rogers, R (1, 6) (6, 6)	G1-3		F8			G3		G5-3		3	0	0	0	0	0	1																				
12 Eric Hinske, L OBP: 0.333, SLG: 0.667 70 Luis Jimenez, L (7, 3) (7, 3)	2B				K			G4-3		3	1	1	0	0	1	0																				
Wily Mo Peña, R OBP: 0.600, SLG: 0.600 82 Jacoby Ellsbury, L (7, PR) (7, 8) (7, 8)	G6-3				G5-4-3			F8		3	0	2	0	0	0	1																				
71 Jeff Bailey, R (1, 10)	G1-3				G5-4-3					2	0	0	0	1	0	1																				
75 Brandon Moss, L (1, 9)	G4-3					G1-3		G4-6-3		3	0	0	0	0	0	2																				
72 George Kottaras, L 78 Kevin Cash, R (1, 2) (6, 2)	G3-1					K		K		2	0	0	0	0	1	0																				
81 Chad Spann, R OBP: 0.167, SLG: 0.167 (1, 5)					F7			K		3	0	1	0	0	1	0																				
44 Kerry Robinson, L (1, 8) (7, 7)	G1-3					G3		G5-3		3	0	0	0	0	0	1																				
Inning Stats	R: 0 E: 0 K: 0 S: 4	H: 1 LOB: 1 BB: 0 P: 4	R: 0 E: 0 K: 0 S: 3	H: 0 LOB: 0 BB: 0 P: 3	R: 0 E: 0 K: 0 S: 4	H: 1 LOB: 1 BB: 0 P: 4	R: 0 E: 0 K: 1 S: 5	H: 0 LOB: 0 BB: 0 P: 5	R: 0 E: 0 K: 0 S: 3	H: 0 LOB: 0 BB: 0 P: 3	R: 1 E: 1 K: 1 S: 6	H: 1 LOB: 2 BB: 1 P: 10	R: 0 E: 0 K: 1 S: 5	H: 0 LOB: 0 BB: 0 P: 5	R: 0 E: 0 K: 0 S: 3	H: 0 LOB: 0 BB: 0 P: 3		1B: 3 2B: 1 3B: 0 HR: 0	SF: 0 SAC: 0 DP: 2 HBP: 0	WP: 0 PB: 0 SB: 0 CS: 0	PA: 31															
PITCHER	IP	WLS	BF	H	R	ER	SO	BB	IBB	HBP	BLK	WP	HR	S	P	ERA	WHIP	PITCHER		IP	WLS	BF	H	R	ER	SO	BB	IBB	HBP	BLK	WP	HR	S	P	ERA	WHIP
32 Roy Halladay, R ERA: 0.00	2.0	W	7	1	0	0	0	0	0	0	0	0	0	7	7	0.00	0.500	49 Jeremy Accardo, R ERA: 0.00		1.0	H	5	1	1	0	1	1	0	0	0	0	6	10	0.00	2.000	
52 B.J. Ryan, L ERA: 0.00	1.0	H	4	1	0	0	0	0	0	0	0	0	0	4	4	0.00	1.000	48 Ty Taubenheim, R ERA: 0.00		1.0	H	3	0	0	0	1	0	0	0	0	5	5	0.00	0.000		
54 Jason Frasor, R ERA: 0.00	1.0	H	3	1	0	0	1	0	0	0	0	0	0	5	5	0.00	1.000	19 Ryan Houston, R ERA: 0.00		1.0	S	3	0	0	0	0	0	0	0	0	3	3	0.00	0.000		
37 Scott Downs, L ERA: 0.00	1.0	H	3	0	0	0	1	0	0	0	0	0	0	5	5	0.00	0.000																			
56 Brian Tallet, L ERA: 0.00	1.0	H	3	0	0	0	0	0	0	0	0	0	0	3	3	0.00	0.000																			

AB	30
R	1
H	4
RBI	0
BB	1
SO	4
LOB	9



Batter	1	2	3	4	5	6	7	8	9	AB	R	H	RBI	BB	SO	LOB	BOTTOM																			
15 Alex Rios, R OBP: 0.500, SLG: 1.000 59 Curtis Thigpen, R (4, PH) (5, 10)	17 10 G4-3 2B		K	K		P6		F8		2	1	1	0	0	1	0	Boston Red Sox @ Toronto Blue Jays Knology Park, Dunedin, FL Thu Mar 01 2007, 1:05 PM EST Att: 5,044 - Overcast - 72 F																			
17 Lyle Overbay, L 43 Kevin Barker, L OBP: 0.333, SLG: 0.333 (1, 3) (4, 3)	G4-3		K					G1-3		2	0	0	0	0	1	1																				
10 Vernon Wells, R OBP: 0.500, SLG: 1.000 57 Jeff Duncan, L (3, PR) (4, 8) (4, 8)	G4-3									2	0	1	1	0	0	0																				
25 Troy Glaus, R 23 John Hattig, S OBP: 0.500, SLG: 0.500 (1, 5) (4, 5)	9 WP BB									1	0	0	0	1	0	1																				
9 Gregg Zaun, S 62 Mike Vento, R 13 Sal Fasano, R (1, 2) (4, PR) (5, 2)	BB BB BB									0	0	0	0	2	0	0																				
24 Matt Stairs, L Chad Mottola, R (1, 9) (5, 9)	F7									2	0	0	0	0	3	3																				
2 Aaron Hill, R 1 Ray Olmedo, S (1, 4) (5, 4)	G1-3									2	1	1	2	0	0	0																				
Royce Clayton, R 4 Ryan Roberts, R (1, 6) (5, 6)	F8									2	0	0	0	0	1	1																				
26 Adam Lind, L OBP: 0.500, SLG: 1.500 67 John-Ford Griffin, L (5, 7) (5, 7)	G6-3									2	0	1	0	0	0	0																				
Inning Stats	R: 1 E: 0 K: 0 S: 4	H: 1 LOB: 2 BB: 2 P: 12	R: 0 E: 0 K: 0 S: 3	H: 0 LOB: 0 BB: 0 P: 3	R: 0 E: 0 K: 2 S: 8	H: 1 LOB: 1 BB: 0 P: 8	R: 2 E: 0 K: 2 S: 9	H: 2 LOB: 2 BB: 1 P: 13	R: 0 E: 0 K: 0 S: 3	H: 1 LOB: 1 BB: 1 P: 8	R: 1 E: 2 K: 0 S: 6	H: 2 LOB: 2 BB: 0 P: 7	R: 0 E: 0 K: 1 S: 5	H: 0 LOB: 1 BB: 1 P: 9	R: 0 E: 0 K: 0 S: 3	H: 0 LOB: 0 BB: 0 P: 3		1B: 3 2B: 3 3B: 1 HR: 1	SF: 0 SAC: 0 DP: 0 HBP: 0	WP: 2 PB: 0 SB: 0 CS: 1	PA: 38															
PITCHER	IP	WLS	BF	H	R	ER	SO	BB	IBB	HBP	BLK	WP	HR	S	P	ERA	WHIP	PITCHER		IP	WLS	BF	H	R	ER	SO	BB	IBB	HBP	BLK	WP	HR	S	P	ERA	WHIP
61 Kason Gabbard, L ERA: 4.5	2.0	L	9	1	1	1	0	2	0	0	0	0	1	14	15	10.80	2.400	62 David Pauley, R ERA: 0.00		1.0	H	4	0	0	0	1	0	0	0	5	9	0.00	1.000			
68 Devern Hansack, R ERA: 10.8	1.2		9	3	2	2	3	1	0	0	0	0	0	7	11	0.00	1.500																			
63 Travis Hughes, R ERA: 0.00	1.1		6	1	0	0	1	1	0	0	0	0	0	3	8	0.00	2.000																			
48 Javier López, L ERA: 0.00	1.0		4	1	0	0	0	1	0	0	0	0	0	6	7	0.00	2.000																			
74 Edgar Martínez, R ERA: 0.00	1.0		6	2	1	0	0	0	0	0	0	0	1	6	7	0.00	2.000																			



Batter	1	2	3	4	5	6	7	8	9	10	AB	R	H	RBI	BB	SO	LOB	TOP						
57 Jeff Duncan, L OBP: 0.500, SLG: 0.400 80 Justin Singleton, L	G1-3		G1-3	G1-3		G5-3			G1-3		4	1	1	0	0	0	0							
6 John McDonald, R OBP: 0.667, SLG: 0.500 4 Ryan Roberts, R OBP: 0.750, SLG: 1.000	BB		K	K					G4-3	2B	2	1	1	0	1	1	0							
8 Russ Adams, L OBP: 0.667, SLG: 0.500 1 Ray Olmedo, S	BB		F9						L7		2	0	1	0	1	0	2							
15 Alex Rios, R OBP: 0.400, SLG: 0.800 29 Robinson Diaz, R OBP: 0.710, SLG: 1.000	K		K	K					G4-6-3	SF9	3	1	1	1	0	2	3							
26 Adam Lind, L OBP: 0.400, SLG: 1.000 Ryan Patterson, R OBP: 0.500, SLG: 2.000	K		2B			P5			F9	HR	3	1	1	2	0	1	2							
Jason Phillips, R OBP: 0.667, SLG: 1.000 59 Curtis Thigpen, R						G6-3			G1-3		3	1	2	1	0	0	0							
63 Erik Kretz, R OBP: 1.000, SLG: 1.000			HR						G1-3	2B	1	0	0	0	0	0	0							
43 Kevin Barker, L OBP: 0.333, SLG: 0.833 23 John Hattig, S OBP: 0.500, SLG: 0.750			HR						G6-3		3	1	1	2	0	1	1							
Jason Smith, L OBP: 0.500, SLG: 0.750									G1-3		3	0	0	0	0	0	1							
20 Sergio Santos, R									G6-3		2	0	0	0	0	0	1							
62 Mike Vento, R									P3		4	0	0	0	0	3	1							
Inning Stats	R: 0 E: 0 K: 2 S: 7	H: 0 LOB: 2 BB: 2 P: 15	R: 0 E: 0 K: 2 S: 8	H: 1 LOB: 1 BB: 0 P: 8	R: 6 E: 0 K: 1 S: 11	H: 6 LOB: 0 BB: 0 P: 11	R: 0 E: 0 K: 2 S: 8	H: 1 LOB: 1 BB: 0 P: 8	R: 0 E: 0 K: 1 S: 5	H: 0 LOB: 0 BB: 0 P: 5	R: 0 E: 0 K: 0 S: 3	H: 1 LOB: 0 BB: 0 P: 3	R: 0 E: 0 K: 0 S: 3	H: 0 LOB: 0 BB: 0 P: 3	R: 0 E: 0 K: 0 S: 7	H: 0 LOB: 0 BB: 0 P: 3	R: 3 E: 0 K: 0 S: 7	H: 4 LOB: 1 BB: 0 P: 7	1B: 6 2B: 5 3B: 0 HR: 2	SF: 1 SAC: 0 DP: 1 HBP: 0	WP: 0 PB: 0 SB: 0 CS: 0	PA: 44		
PITCHER	IP WLS BF H R ER SO BB IBB HBP BLK WP HR S P ERA WHIP	39 Kyle Snyder, R ERA: 27.0	40 Rúnelys Hernandez, R ERA: 27.0	53 Brendan Donnelly, R ERA: 27.0	37 Hisaki Okajima, L ERA: 27.0	41 Bryan Corey, R ERA: 27.0	PITCHER	IP WLS BF H R ER SO BB IBB HBP BLK WP HR S P ERA WHIP	59 Mike Burns, R ERA: 27.0	89 Justin Sturge, L ERA: 27.0														

Toronto Blue Jays @ Boston Red Sox
City of Palms Park, Ft. Myers, FL
Fri Mar 02 2007, 12:30 PM EST
Att: 7,150 - Overcast - 81 F

AB 41
R 9
H 13
RBI 9
BB 2
SO 8
LOB 14

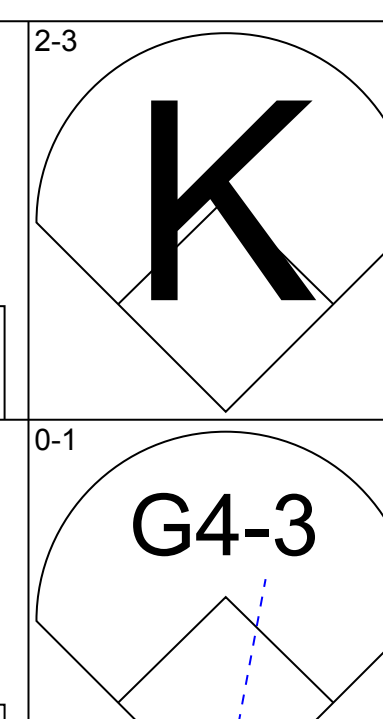
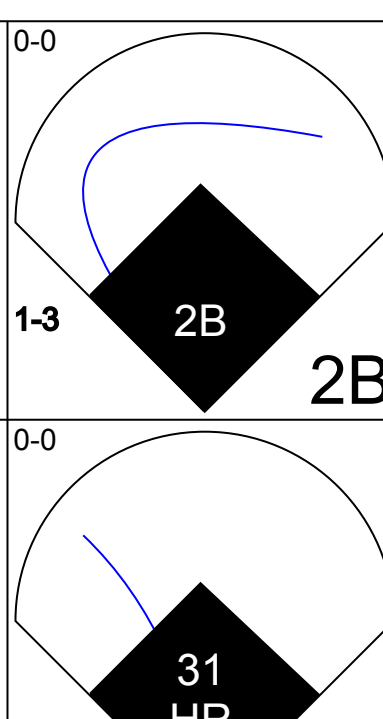
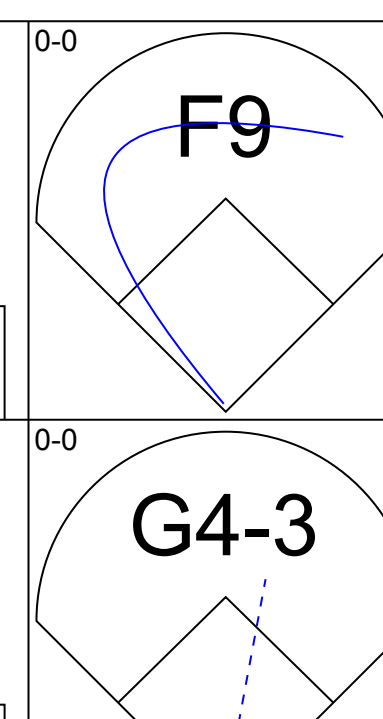

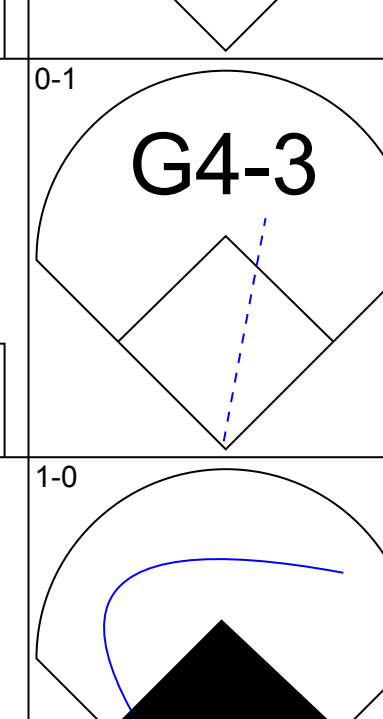
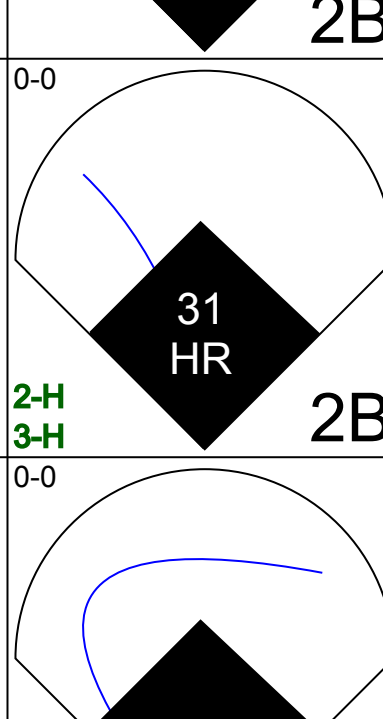
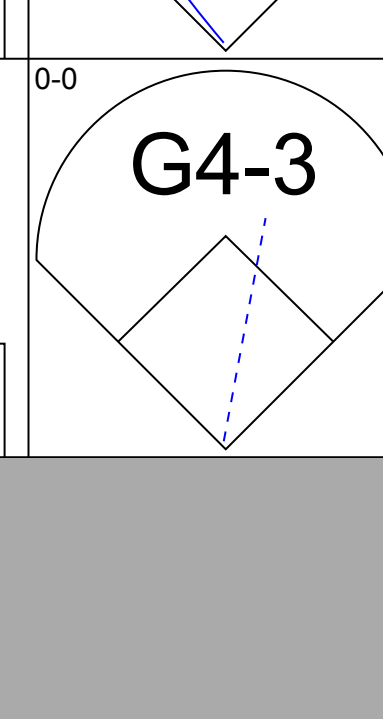
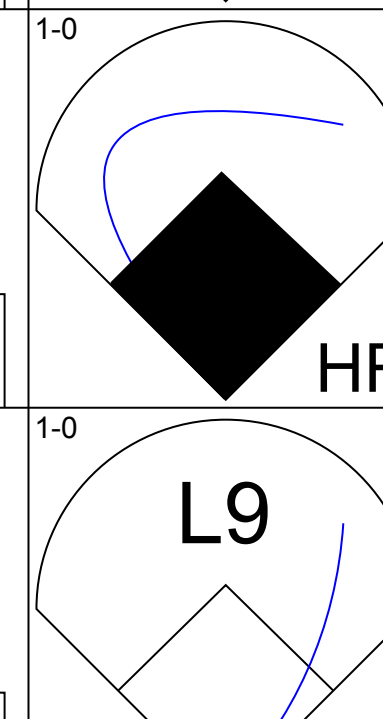
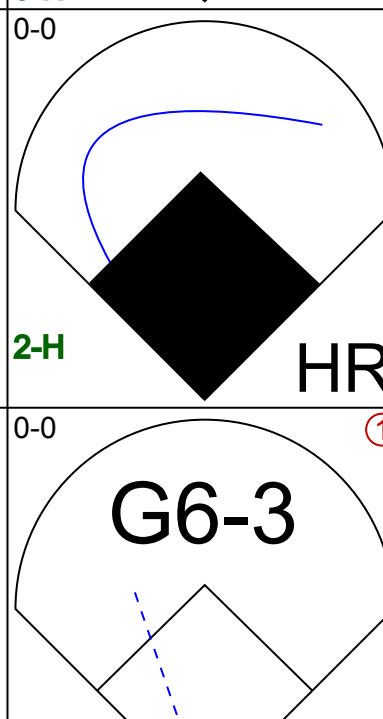
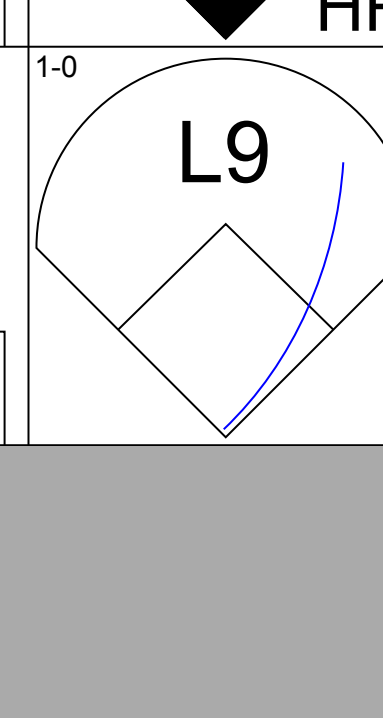
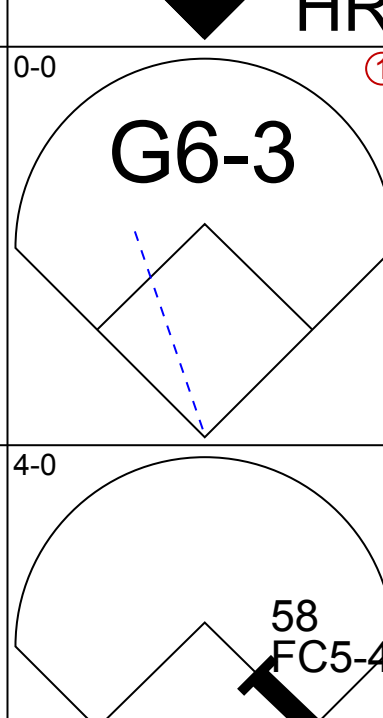
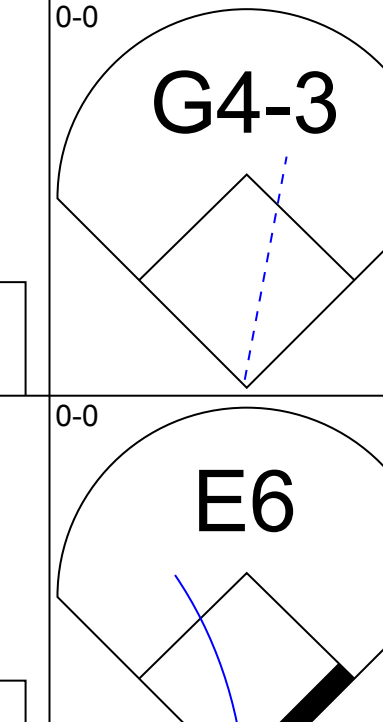
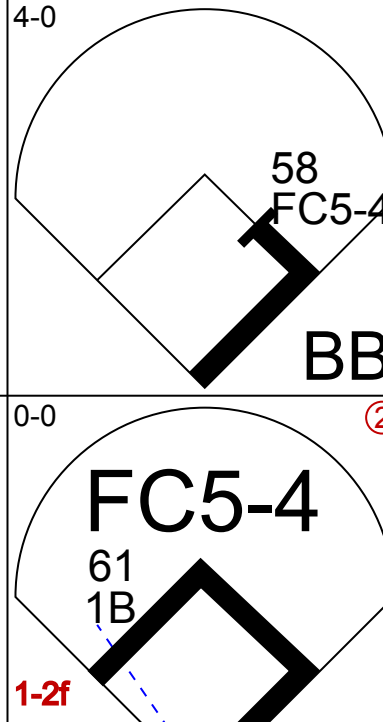
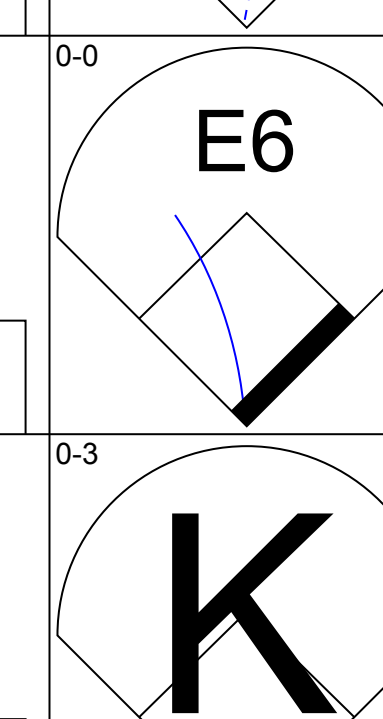
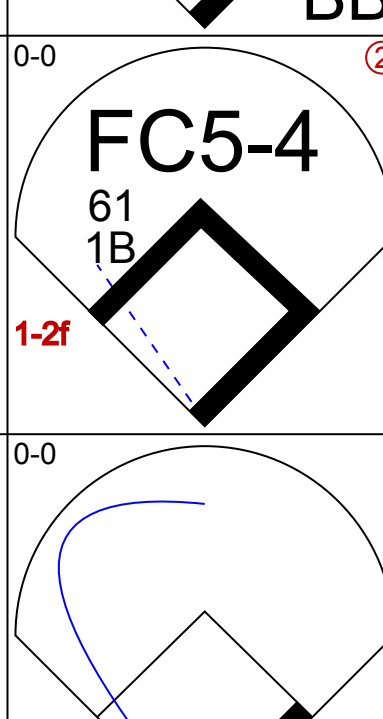
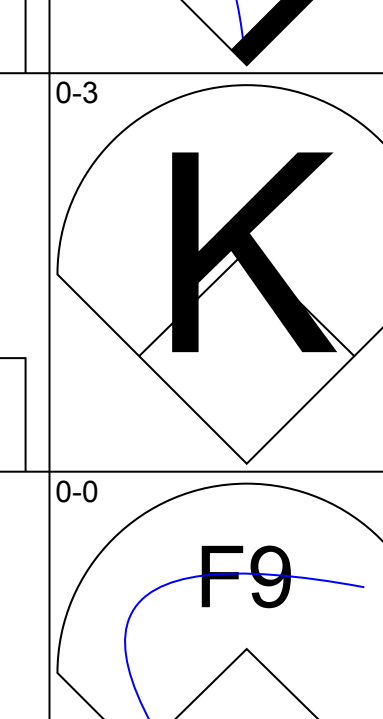
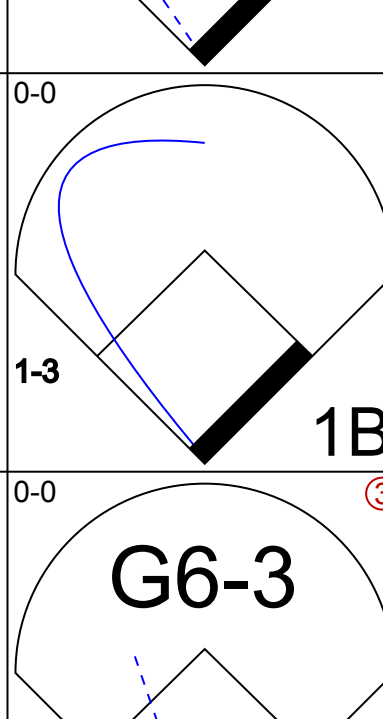
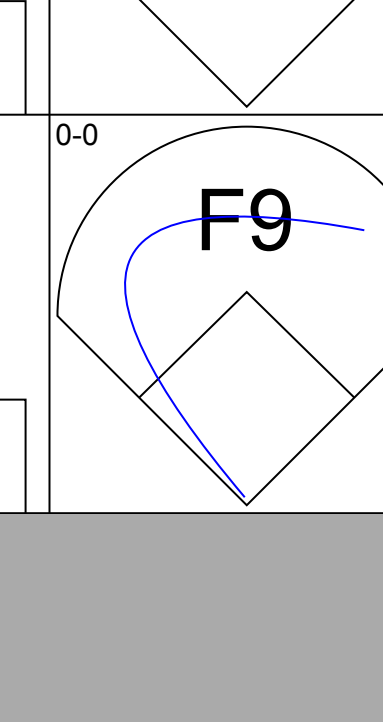
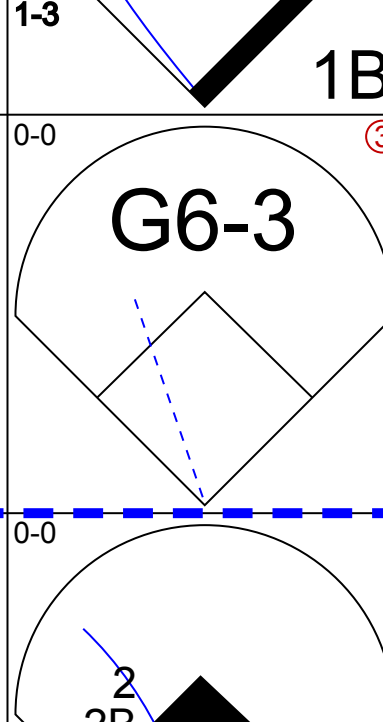
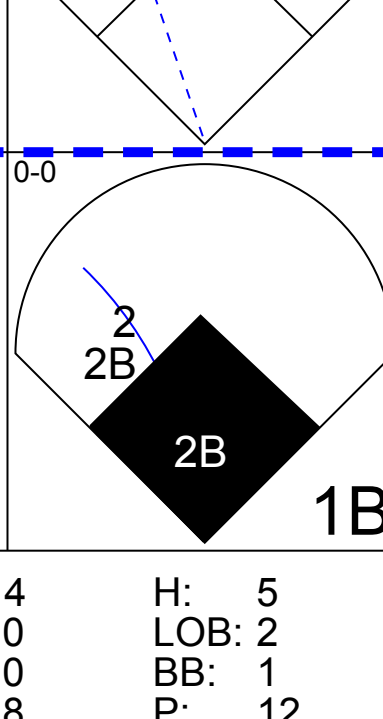
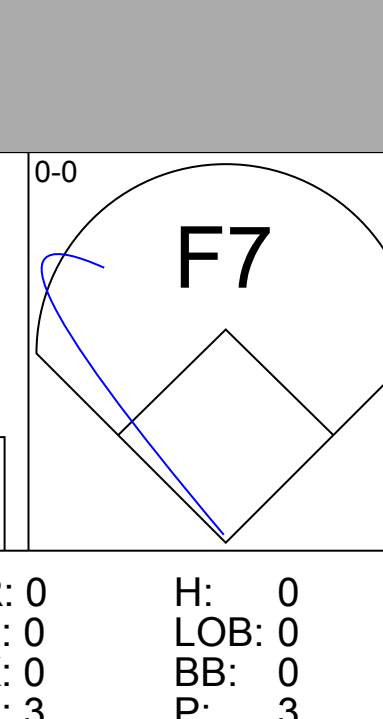


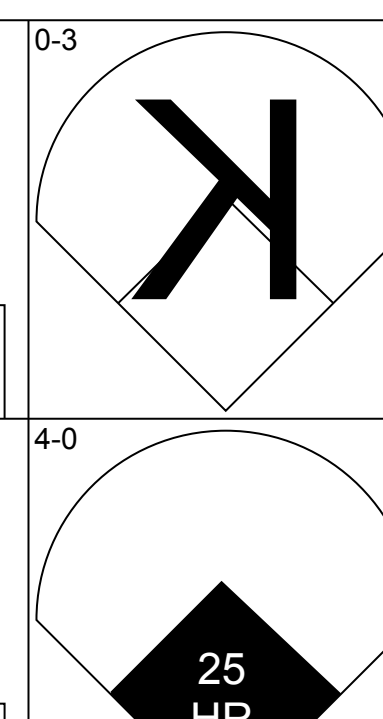
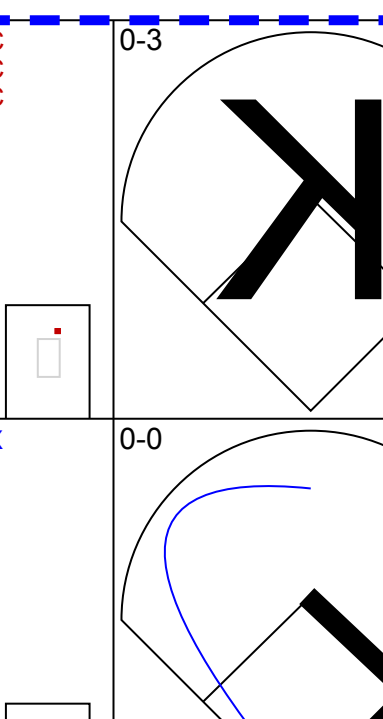
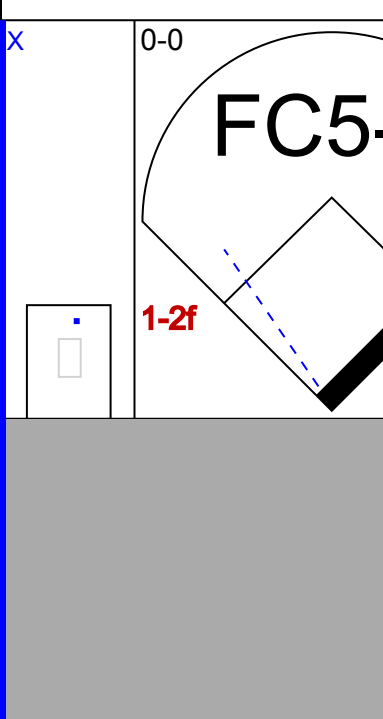

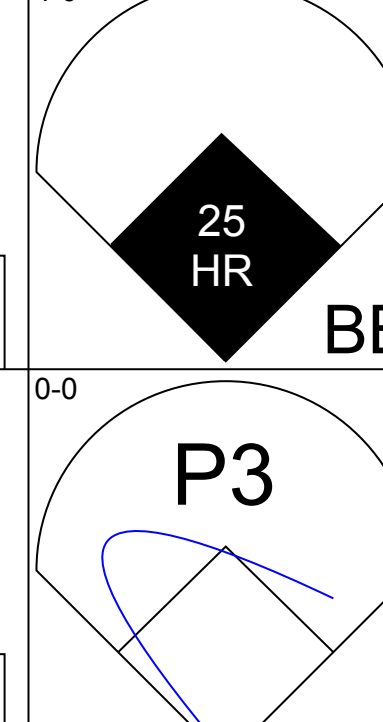
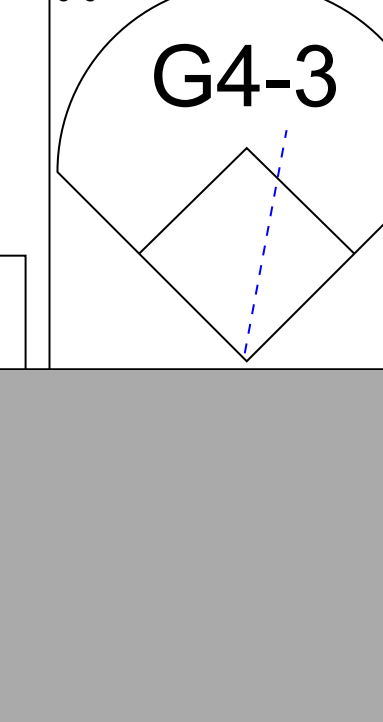
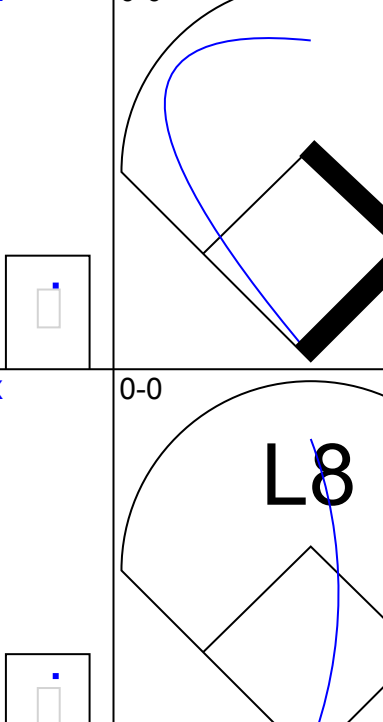
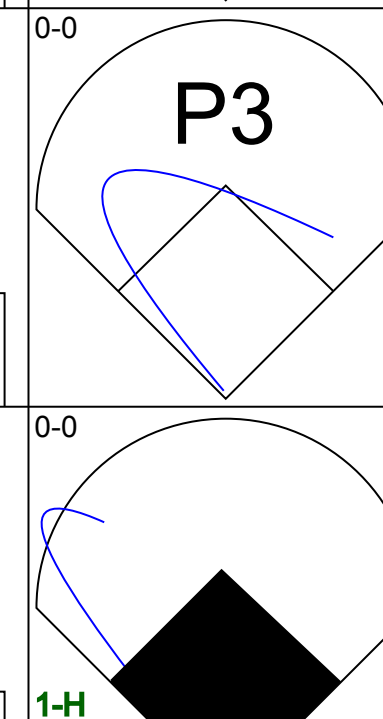
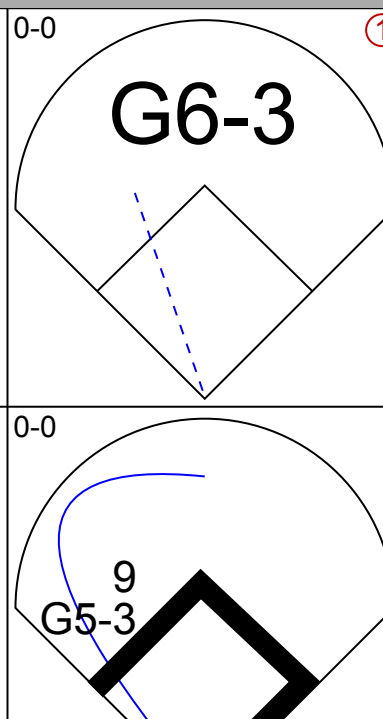
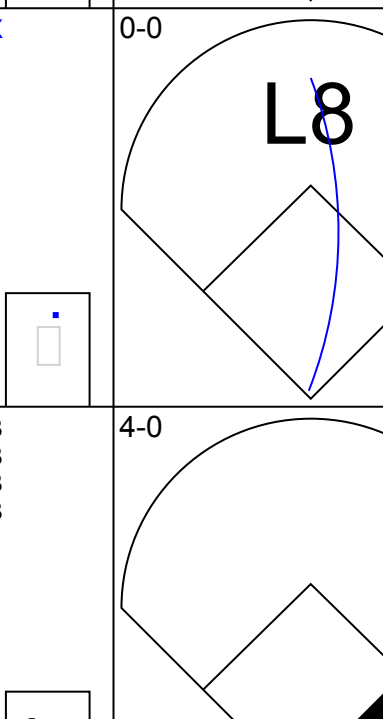
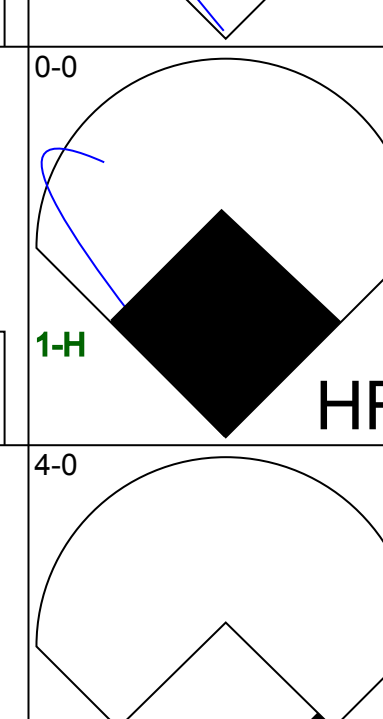
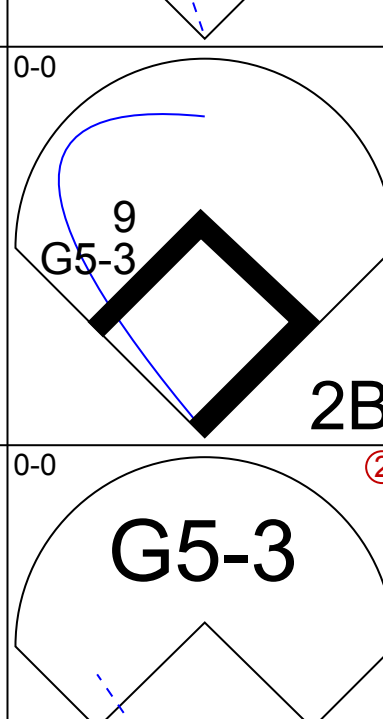
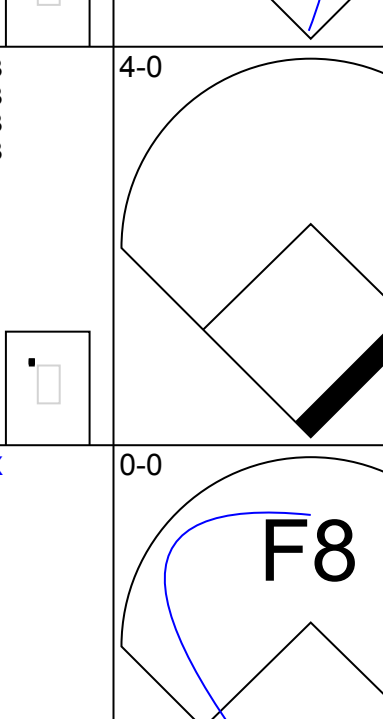
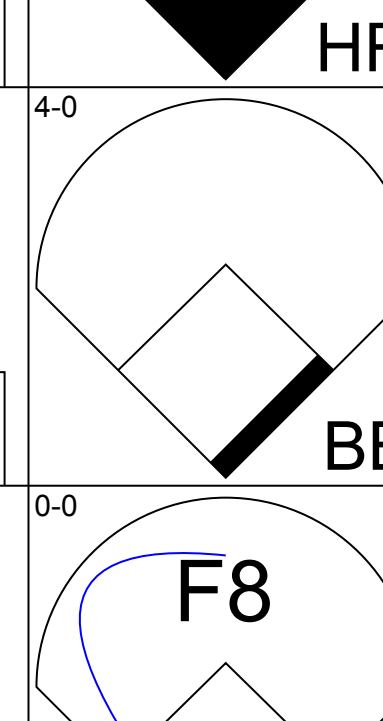
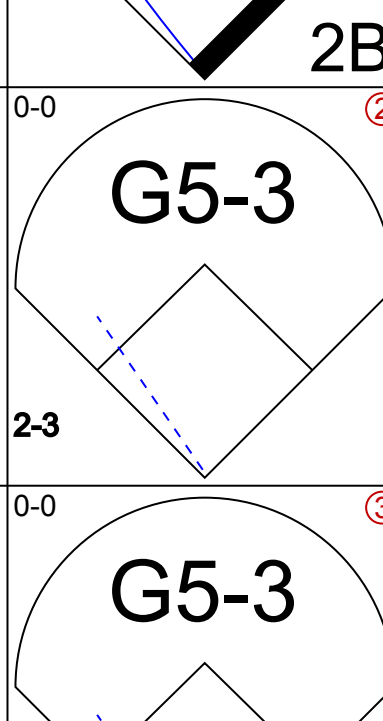
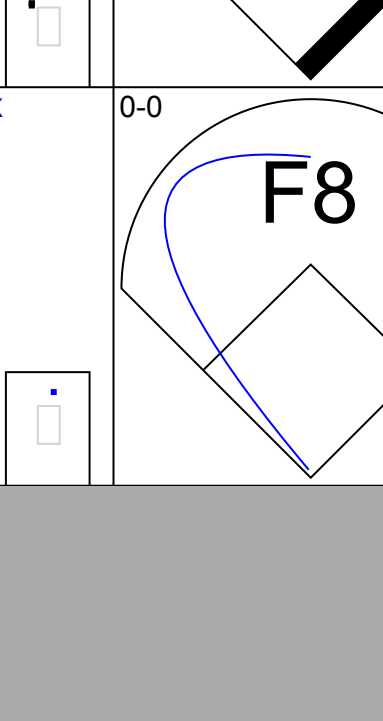
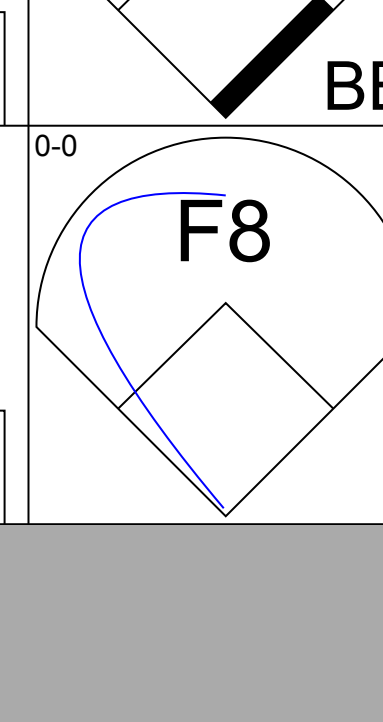
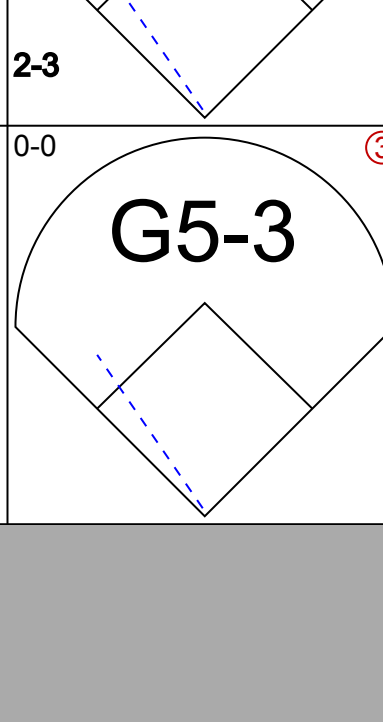
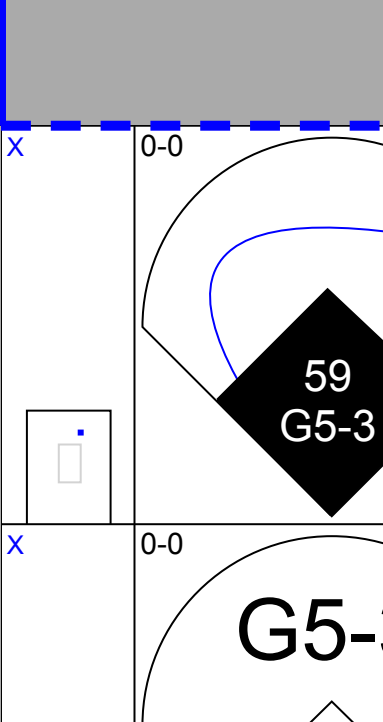
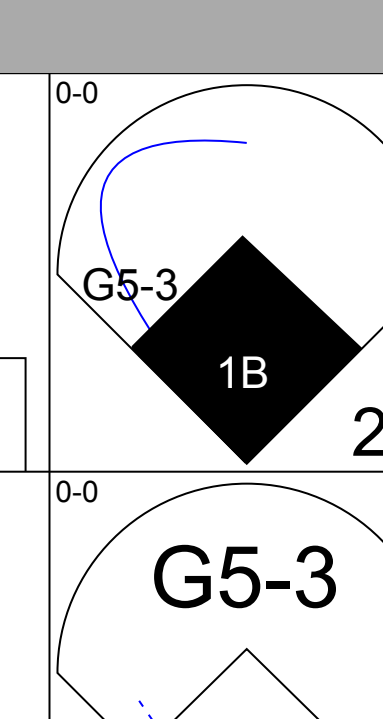
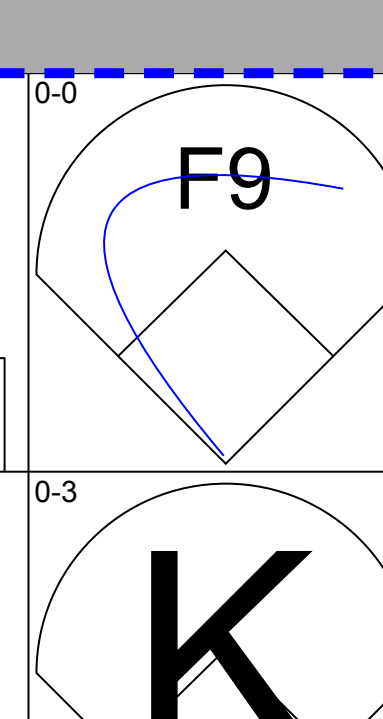
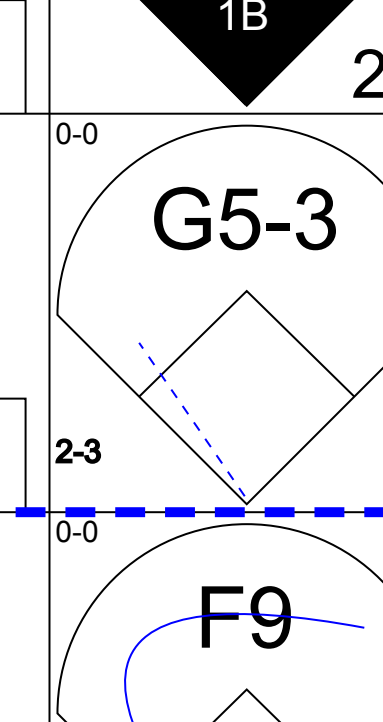
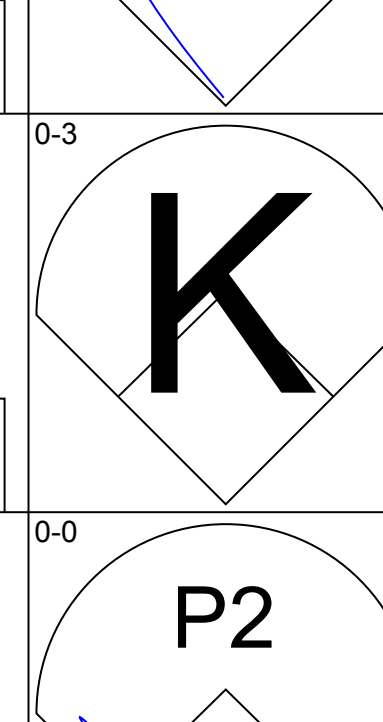
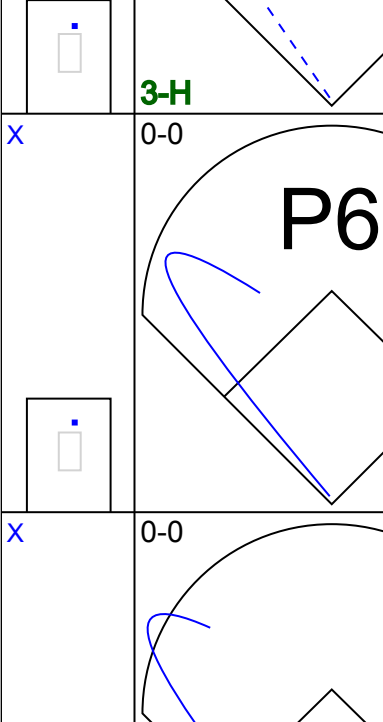
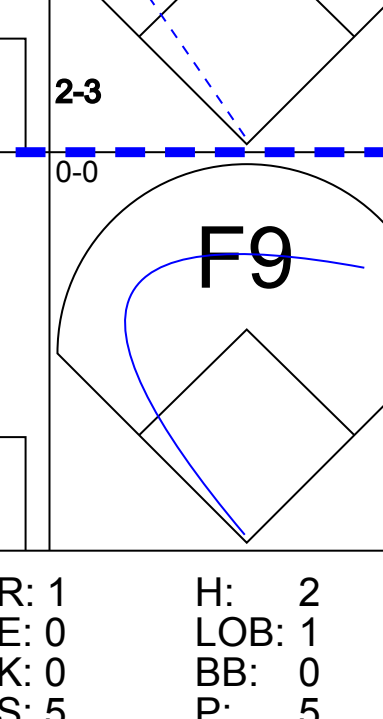
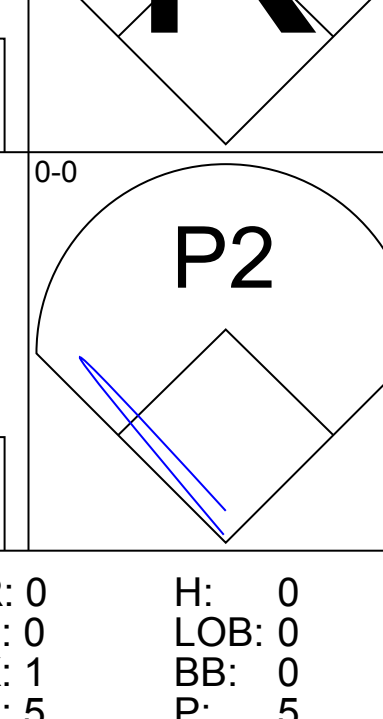
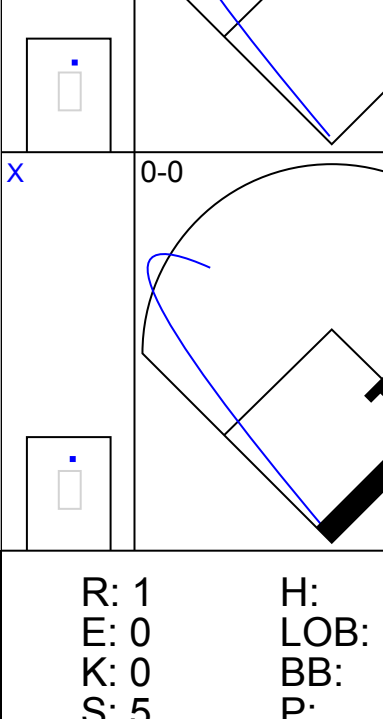
Batter	1	2	3	4	5	6	7	8	9	10	AB	R	H	RBI	BB	SO	LOB	BOTTOM					
23 Julio Lugo, R OBP: 0.167, SLG: 0.167 11 Joe Mcewing, R OBP: 0.250, SLG: 0.250	G6-3	K			G1-3		F9		HR	FC5	3	0	0	0	0	1	0						
20 Kevin Youkilis, R OBP: 0.333, SLG: 0.667 Ian Bladengreen, L OBP: 1.000, SLG: 1.000 Bryan Pritz, R OBP: 1.000, SLG: 4.000	2B				G6-3		7B 1B		HR		3	1	2	0	0	0	0						
34 David Ortiz, L OBP: 0.400, SLG: 0.400 70 Luis Jimenez, L OBP: 0.333, SLG: 0.333					F7				F7		3	0	1	1	0	1	1						
Manny Ramirez, R OBP: 0.400, SLG: 0.500 76 Bobby Scales, S OBP: 0.400, SLG: 0.500	P2								K		1	0	0	0	1	0	1						
7 J.D. Drew, L OBP: 0.333, SLG: 0.333 3 Alex Ochoa, R OBP: 0.500, SLG: 0.667											3	1	1	0	0	2	3						
25 Mike Lowell, R OBP: 0.125, SLG: 0.125											1	0	1	0	1	0	0						
Coco Crisp, S OBP: 0.125, SLG: 0.125											2	0	0	0	1	0	1						
44 Kerry Robinson, L											2	0	0	0	0	0	2						
13 Alex Cora, L OBP: 0.500, SLG: 0.500											2	1	0	0	1	0	2						
Alberto Castillo, R OBP: 0.400, SLG: 1.200 78 Kevin Cash, R											2	1	1	3	0	0	0						
Inning Stats	R: 0 E: 0 K: 1 S: 6	H: 1 LOB: 1 BB: 0 P: 6	R: 3 E: 0 K: 1 S: 7	H: 2 LOB: 0 BB: 1 P: 11	R: 1 E: 0 K: 1 S: 6	H: 2 LOB: 2 BB: 1 P: 10	R: 0 E: 0 K: 0 S: 3	H: 0 LOB: 0 BB: 0 P: 3	R: 0 E: 0 K: 0 S: 3	H: 0 LOB: 0 BB: 0 P: 3	R: 0 E: 0 K: 1 S: 6	H: 1 LOB: 2 BB: 0 P: 10	R: 0 E: 0 K: 1 S: 6	H: 2 LOB: 1 BB: 0 P: 6	R: 2 E: 0 K: 1 S: 7	H: 2 LOB: 0 BB: 0 P: 7	R: 0 E: 1 K: 0 S: 5	H: 1 LOB: 3 BB: 1 P: 9	1B: 6 2B: 4 3B: 0 HR: 2	SF: 0 SAC: 0 DP: 1 HBP: 0	WP: 1 PB: 0 SB: 0 CS: 0	PA: 46	
PITCHER	IP WLS BF H R ER SO BB IBB HBP BLK WP HR S P ERA WHIP	39 Gustavo Chacin, L ERA: 16.2	40 Dustin McGowan, R ERA: 6.75	44 Cassey Janssen, R ERA: 6.75	30 Jean Machi, R ERA: 9.0	64 Beau Kemp, R ERA: 9.0	PITCHER	IP WLS BF H R ER SO BB IBB HBP BLK WP HR S P ERA WHIP	60 Brian Wolfe, R ERA: 16.2	33 Matt Roney, R ERA: 16.2	41 Tracy Thorpe, R ERA: 9.0												

Toronto Blue Jays @ Boston Red Sox
City of Palms Park, Ft. Myers, FL
Fri Mar 02 2007, 12:30 PM EST
Att: 7,150 - Overcast - 81 F

AB 42
R 6
H 12
RBI 6
BB 4
SO 6
LOB 25



Batter	1	2	3	4	5	6	7	8	9	AB	R	H	RBI	BB	SO	LOB	TOP		
2 B.J. Upton, R OBP: 0.250, SLG: 0.500 (1,4) (5,8)										3	1	1	0	0	1	0	<p>Tampa Bay Devil Rays @ Toronto Blue Jays Knology Park, Dunedin, FL Sat Mar 03 2007, 1:05 PM EST Att: 4,714 - Drizzle - 67 F</p> <p>livebaseballscorecards.com</p> <p>AB 24 R 5 H 6 RBI 5 BB 2 SO 6 LOB 5</p> 		
Brendan Harris, R OBP: 0.333, SLG: 0.667 67 Reid Brignac, L (1,6) (5,6)										3	1	1	2	0	0	0			
31 Jonny Gomes, R OBP: 0.400, SLG: 1.600 3 Jorge Velandria, R (1,7) (5,4)										3	2	2	3	0	1	0			
35 Elijah Dukes, R OBP: 0.200, SLG: 0.200 (1,8) (5,7)										3	0	0	0	0	1	0			
23 Carlos Pena, L 24 Wes Bankston, R (1,3) (5,3)										2	0	0	0	1	0	0			
58 Hee-Seop Choi, L 63 Jason Grabowski, L (6, PH) (1,10) (6,10)										2	0	0	0	0	0	1			
61 Dustan Mohr, R OBP: 0.250, SLG: 0.250 69 Fernando Perez, R OBP: 0.333, SLG: 0.333 (1,9) (5,9)										2	0	1	0	0	1	1			
29 Joel Guzman, R 65 Evan Longoria, R (1,5) (5,5)										2	0	0	0	0	0	3			
8 Josh Paul, R OBP: 0.500, SLG: 0.500 64 Raul Casanova, S (6, PH) (1,2) (6,2)										2	1	1	0	0	0	0			
Inning Stats	R: 1 E: 0 K: 1 S: 7	H: 1 LOB: 0 BB: 0 P: 11	R: 0 E: 1 K: 1 S: 6	H: 0 LOB: 1 BB: 0 P: 6	R: 4 E: 0 K: 0 S: 8	H: 5 LOB: 2 BB: 1 P: 12	R: 0 E: 0 K: 0 S: 3	H: 0 LOB: 0 BB: 0 P: 3	R: 0 E: 0 K: 2 S: 7	H: 0 LOB: 0 BB: 0 P: 7	R: 0 E: 0 K: 2 S: 6	H: 0 LOB: 0 BB: 1 P: 11						1B: 2 2B: 2 3B: 0 HR: 2	SF: 0 SAC: 0 DP: 0 HBP: 0
PITCHER	IP WLS BF H R ER SO BB IBB HBP BLK WP HR S P ERA WHIP																		
34 A.J. Burnett, R ERA: 4.5 Tomo Ohka, R ERA: 18.0 Pete Walker, R ERA: 51 Geremi Gonzalez, R ERA:	2.0 (1,1) (3,1) (5,1) (6,1)	8 L 3 3	1 5 0 0	1 4 0 0	2 4 2 2	0 1 0 1	0 0 0 0	0 0 0 0	0 0 0 0	0 1 7 6	13 11 7 11	17 15 7 11	4.50 18.00 0.00 0.00	0.500 3.000 0.000 1.000					

Batter	1	2	3	4	5	6	7	8	9	AB	R	H	RBI	BB	SO	LOB	BOTTOM		
Royce Clayton, R OBP: 0.200, SLG: 0.200 20 Sergio Santos, R (1,6) (6,6)										3	0	1	1	0	2	0	<p>Tampa Bay Devil Rays @ Toronto Blue Jays Knology Park, Dunedin, FL Sat Mar 03 2007, 1:05 PM EST Att: 4,714 - Drizzle - 67 F</p> <p>livebaseballscorecards.com</p> <p>AB 25 R 4 H 7 RBI 4 BB 3 SO 3 LOB 12</p> 		
17 Lyle Overbay, L OBP: 0.400, SLG: 0.500 43 Kevin Barker, L OBP: 0.333, SLG: 0.833 (1,3) (5, FR) (6,3)										2	1	1	0	1	0	1			
10 Vernon Wells, R OBP: 0.250, SLG: 0.500 62 Mike Vento, R (1,8) (5,8)										2	0	0	0	0	0	1			
25 Troy Glaus, R OBP: 0.750, SLG: 2.000 67 John-Ford Griffin, L OBP: 1.000, SLG: 2.000 (1,5) (3, PR) (4,7)										2	1	2	2	0	0	0			
9 Gregg Zaun, S 13 Sal Fasano, R (1,2) (6,2)										2	0	0	0	1	0	3			
2 Aaron Hill, R OBP: 0.250, SLG: 1.000 Jason Smith, L OBP: 0.250, SLG: 0.750 (1,4) (4,4)										2	0	0	0	0	0	3			
15 Alex Rios, R OBP: 0.500, SLG: 1.000 59 Curtis Thigpen, R (1,10) (4, PH) (5,10)										1	1	1	0	0	0	0			
Chad Mottola, R 24 Matt Stairs, L (1,9) (3,9)										1	0	0	0	0	0	1			
16 Rob Cosby, R OBP: 0.333, SLG: 0.333 (1,7) (4,5)										3	0	1	0	0	0	1			
Inning Stats	R: 2 E: 0 K: 1 S: 6	H: 1 LOB: 1 BB: 2 P: 14	R: 1 E: 0 K: 0 S: 5	H: 2 LOB: 1 BB: 0 P: 5	R: 0 E: 0 K: 0 S: 4	H: 1 LOB: 2 BB: 0 P: 4	R: 0 E: 0 K: 1 S: 5	H: 0 LOB: 0 BB: 0 P: 5	R: 0 E: 0 K: 1 S: 6	H: 1 LOB: 2 BB: 1 P: 10	R: 1 E: 0 K: 0 S: 5	H: 2 LOB: 1 BB: 0 P: 5						1B: 2 2B: 3 3B: 1 HR: 1	SF: 0 SAC: 0 DP: 0 HBP: 0
PITCHER	IP WLS BF H R ER SO BB IBB HBP BLK WP HR S P ERA WHIP																		
19 Scott Kazmir, L ERA: 20.25 Brian Stokes, R ERA: 28 AJ Reyes, R ERA: 37 Seth McClung, R ERA: 49 Jason Hammel, R ERA: 9.0	1.1 (2,1) (4,1) (5,1) (6,1)	8 W H S	2 0 0 2	3 0 0 1	3 0 0 0	0 0 0 0	0 0 0 0	0 0 0 0	0 0 0 0	0 7 5 6	7 7 5 10	16 0.00 0.00 0.00	3.000 1.200 0.000 2.000						

Batter	1	2	3	4	5	6	7	8	9	AB	R	H	RBI	BB	SO	LOB	TOP	
6 John McDonald, R OBP: 0.333, SLG: 0.250 1 Ray Olmedo, S	F8		SF7		G4-3		E3	G4-3		2	0	1	0	0	0	0	Toronto Blue Jays @ Tampa Bay Devil Rays	
26 Adam Lind, L OBP: 0.375, SLG: 1.000 63 Erik Kratz, R OBP: 0.333, SLG: 0.500	G1		G3			67 2B	SF9		P6	3	1	1	0	0	0	1	St. Petersburg, FL	
8 Russ Adams, L OBP: 0.667, SLG: 0.500 4 Ryan Roberts, R OBP: 0.667, SLG: 0.750							F8	F7	FC5-4	2	0	1	0	1	0	1	Congress Energy Park, Home of Al Lang Field, St. Petersburg, FL	
67 John-Ford Griffin, L OBP: 0.667, SLG: 1.000 Ryan Patterson, R OBP: 0.250, SLG: 1.000	F9		F8			23 E		G6-3	FC5-4	3	1	1	1	0	0	3	Sun Mar 04 2007, 1:05 PM EST	
Jason Phillips, R OBP: 0.400, SLG: 0.600 59 Curtis Thigpen, R OBP: 0.111, SLG: 0.444		G4-3		P3		23 2B	E5	E9	HR	2	0	0	0	0	0	0	Att: 4,324 - Sunny - 69 F	
23 John Hattig, S OBP: 0.333, SLG: 0.556	F7			F8			FC3-6		F7	5	0	1	1	0	0	1	livebaseballrecards.com	
Jason Smith, L OBP: 0.143, SLG: 0.429	G3			F9			F9			3	0	0	0	0	0	1	AB 37	
16 Rob Cosby, R OBP: 0.500, SLG: 0.500										1	0	1	0	0	0	0	R 7	
29 Robinson Diaz, R			E6		G6-3		E5	P3		4	2	0	0	0	0	2	H 7	
57 Jeff Duncan, L OBP: 0.500, SLG: 0.571 Aaron Mathews, R			57 2B							2	0	1	0	0	0	0	RBI 6	
										1	0	0	0	1	1		BB 3	
										2	0	1	0	0	0	0	SO 1	
										1	0	0	0	1	1		LOB 17	
																	WP: 0 PA: 42	
																	FB: 0	
																	SB: 0	
																	CS: 0	
																	ERA: 0.00 WHIP: 0.000	
																	ERA: 0.00 WHIP: 3.000	
																	ERA: 18.00 WHIP: 2.000	

Batter	1	2	3	4	5	6	7	8	9	AB	R	H	RBI	BB	SO	LOB	BOTTOM	
5 Rocco Baldelli, R OBP: 0.600, SLG: 0.500 32 Shawn Riggins, R OBP: 0.667, SLG: 0.500	G4-3		13 FC4-6		1B		F9		3 2B	2	0	1	0	1	0	0	Toronto Blue Jays @ Tampa Bay Devil Rays	
Delmon Young, R OBP: 0.200, SLG: 0.200 3 Jorge Velandia, R OBP: 1.000, SLG: 2.000	G6-3		K		1B			69 BB	HBP	3	0	1	1	0	1	3	St. Petersburg, FL	
13 Carl Crawford, L OBP: 0.200, SLG: 0.200 69 Fernando Perez, R OBP: 0.600, SLG: 0.333			FC4-6		F7			BB	2B	3	0	1	1	0	0	4	Congress Energy Park, Home of Al Lang Field, St. Petersburg, FL	
Ty Wigginton, R	K2-3				F7			BB	BB	3	0	0	0	0	1	5	Sun Mar 04 2007, 1:05 PM EST	
63 Jason Grabowski, L OBP: 0.143, SLG: 0.143 65 Evan Longoria, R			P6						G6-4-3	1	0	0	0	0	0	2	Att: 4,324 - Sunny - 69 F	
3 Jorge Cantu, R OBP: 0.250, SLG: 0.250 2 B.J. Upton, R OBP: 0.167, SLG: 0.333	F8			P6			F9			2	0	0	0	0	0	0	livebaseballrecards.com	
14 Greg Norton, S	F8			K			G6-3		P6	2	0	0	0	0	1	0	AB 33	
35 Elijah Dukes, R OBP: 0.143, SLG: 0.143				K						2	0	0	0	0	0	2	R 4	
1 Akinori Iwamura, L	G3			K			K			2	0	0	0	0	1	0	H 7	
31 Jonny Gomes, R OBP: 0.429, SLG: 1.333										1	1	0	0	1	1	0	RBI 4	
30 Dioner Navarro, S OBP: 0.500, SLG: 0.500 Brendan Harris, R OBP: 0.200, SLG: 0.400			18 1B		5 1B				F8	2	2	2	0	0	0	0	BB 6	
18 Ben Zobrist, S OBP: 0.250, SLG: 0.250 23 Carlos Pena, L			13 FC4-6		1B					2	0	0	0	0	1	1	SO 8	
24 Wes Bankston, R			13 FC4-6		5 BB		G4-3		32 HBP	0	1	0	0	1	0	0	LOB 23	
																	WP: 0 PA: 40	
																	FB: 0	
																	SB: 1	
																	CS: 0	
																	ERA: 0.00 WHIP: 2.000	
																	ERA: 54.00 WHIP: 12.000	
																	ERA: 0.00 WHIP: 0.000	

Toronto Blue Jays @ Tampa Bay Devil Rays
 Congress Energy Park, Home of Al Lang Field, St. Petersburg, FL
 Sun Mar 04 2007, 1:05 PM EST
 Att: 4,324 - Sunny - 69 F

Toronto Blue Jays @ Tampa Bay Devil Rays
 Congress Energy Park, Home of Al Lang Field, St. Petersburg, FL
 Sun Mar 04 2007, 1:05 PM EST
 Att: 4,324 - Sunny - 69 F

Batter	1	2	3	4	5	6	7	8	9	10	AB	R	H	RBI	BB	SO	LOB	TOP				
6 Chris Duffy, L OBP: 0.222, SLG: 0.222 74 Vic Butlier, L (5, 8)	G4-3		K		G3-1		G4-3		SF7		3	0	0	0	0	1	0					
76 Andrew McCutchen, R OBP: 0.440, SLG: 0.778 53 Mike Edwards, R OBP: 0.500, SLG: 0.333	G6-3			HBP	G5-3		F9		1B		2	1	0	0	0	0	0					
68 Michael Ryan, L OBP: 0.417, SLG: 0.533 84 Steven Lerud, L (8, 10)	K			F8	F8		F9		K		3	1	1	1	0	1	0					
35 Brad Eldred, R OBP: 0.505, SLG: 1.625 5 Yurendell Decaster, R OBP: 0.400, SLG: 0.400	HR			1B	BB		K		1B		2	2	1	1	1	1	0					
62 Chris Aguilera, R OBP: 0.263, SLG: 0.266 10 Rajai Davis, R OBP: 0.200, SLG: 0.300	F8			L9	L9		K		F8		3	0	0	0	0	1	2					
26 Ronny Paulino, R OBP: 0.250, SLG: 0.500	G6-3			F8	F8		G4-3		FC6-4		3	0	0	0	0	2						
José Bautista, R OBP: 0.308, SLG: 0.250 75 Neil Walker, S OBP: 0.571, SLG: 0.667	K			1B	1B		64 HR		64 1B 74 SF7		3	1	2	1	0	1	0					
José Hernández, R OBP: 0.200, SLG: 0.300 3 Javier Guzman, S OBP: 0.333, SLG: 0.200	P4			1B	1B		K		B1		3	0	1	1	0	1	1					
64 Eddy Garabito, S OBP: 0.364, SLG: 0.600	G4-3			F8	F8		HR		53 1B 74 SF7		4	2	2	2	0	0	2					
Inning Stats	R: 0 E: 0 K: 1 S: 5	H: 0 LOB: 0 BB: 0 P: 5	R: 1 E: 0 K: 1 S: 6	H: 1 LOB: 0 BB: 0 P: 5	R: 0 E: 0 K: 1 S: 5	H: 0 LOB: 0 BB: 0 P: 5	R: 3 E: 0 K: 0 S: 7	H: 3 LOB: 2 BB: 1 P: 12	R: 0 E: 0 K: 2 S: 7	H: 0 LOB: 0 BB: 0 P: 7	R: 2 E: 0 K: 1 S: 7	H: 2 LOB: 0 BB: 0 P: 7	R: 0 E: 0 K: 0 S: 4	H: 1 LOB: 1 BB: 0 P: 4	R: 2 E: 0 K: 1 S: 8	H: 3 LOB: 1 BB: 0 P: 9	R: 0 E: 0 K: 0 S: 3	H: 0 LOB: 0 BB: 0 P: 3	1B: 6 2B: 2 3B: 0 HR: 2	SF: 1 SAC: 0 DP: 0 HBP: 1	WP: 1 PB: 0 SB: 1 CS: 0	PA: 42
PITCHER	IP WLS BF H R ER SO BB IBB HBP BLK WP HR S P ERA WHIP	7 Josh Towers, R ERA: 4.5 52 B.J. Ryan, L ERA: 13.5 54 Jason Frasor, R ERA: 13.5 37 Scott Downs, L ERA: 13.5 49 Jeremy Accardo, R ERA: 13.5	56 Brian Tallet, L ERA: 9.0 66 Blaine Neal, R ERA: 9.0 30 Jean Machi, R ERA: 9.0 Kyle Yates, R ERA: 9.0	IP WLS BF H R ER SO BB IBB HBP BLK WP HR S P ERA WHIP	56 Brian Tallet, L ERA: 9.0 66 Blaine Neal, R ERA: 9.0 30 Jean Machi, R ERA: 9.0 Kyle Yates, R ERA: 9.0																	

Pittsburgh Pirates @ Toronto Blue Jays
Knology Park, Dunedin, FL
Mon Mar 05 2007, 1:05 PM EST
Att: 3,186 - Sunny - 58 F


AB 39
R 8
H 10
RBI 8
BB 1
SO 7
LOB 11



Batter	1	2	3	4	5	6	7	8	9	10	AB	R	H	RBI	BB	SO	LOB	BOTTOM						
Royce Clayton, R OBP: 0.250, SLG: 0.375 20 Sergio Santos, R (6, 6)	K		G6-3		G5-3		43 FC5 BB		K	G1-4-3	3	0	1	2	0	1	0							
9 Gregg Zaun, S OBP: 0.400, SLG: 0.143 62 Mike Vento, R Ryan Klosterman, R (9, PR) (10, 10)	K		G6-3		L9		L9		43 HBP 16 1B		5	0	1	0	0	1	3							
17 Lyle Overbay, L OBP: 0.250, SLG: 0.286 43 Kevin Barker, L OBP: 0.375, SLG: 0.714	G5-3		G5-3		G4-3		FC5		16 E 16 1B HBP		3	0	0	0	0	1								
10 Vernon Wells, R OBP: 0.429, SLG: 1.800 57 Jeff Duncan, L OBP: 0.444, SLG: 0.500 Ryan Patterson, R OBP: 0.200, SLG: 0.800	F8		HR		4 1B 24 1B		K		FC4 6 FC5 16 1B		3	2	2	1	0	0	0							
25 Troy Claus, R OBP: 0.500, SLG: 1.200 4 Ryan Roberts, R OBP: 0.667, SLG: 0.714	K		F7		24 1B 1-2		1B		K		2	0	0	0	0	1	0							
24 Matt Stairs, L OBP: 0.143, SLG: 0.143 16 Rob Cosby, R OBP: 0.500, SLG: 0.500	F9		G6-3		1-2 2-3		1B		6 1B 2B		3	1	2	0	0	1	3							
2 Aaron Hill, R OBP: 0.333, SLG: 0.833 6 John McDonald, R OBP: 0.333, SLG: 0.286	F8		L5		F8		F8		FC5		2	1	1	0	0	0	0							
26 Adam Lind, L OBP: 0.400, SLG: 0.889 Chad Mottola, R OBP: 0.333, SLG: 0.500	G3		2B HBP		G3		43 FC5 20 BB		K		1	1	0	0	0	0	0							
Jason Phillips, R OBP: 0.286, SLG: 0.429 59 Curtis Thielen, R OBP: 0.083, SLG: 0.333	F8		F8		K		P3		K		2	0	0	0	0	1	2							
Inning Stats	R: 0 E: 0 K: 2 S: 7	H: 0 LOB: 0 BB: 0 P: 7	R: 0 E: 0 K: 1 S: 5	H: 0 LOB: 0 BB: 0 P: 5	R: 2 E: 0 K: 0 S: 5	H: 2 LOB: 1 BB: 0 P: 6	R: 1 E: 0 K: 0 S: 4	H: 1 LOB: 0 BB: 0 P: 4	R: 0 E: 0 K: 1 S: 5	H: 3 LOB: 0 BB: 0 P: 6	R: 1 E: 0 K: 0 S: 6	H: 1 LOB: 2 BB: 0 P: 6	R: 0 E: 0 K: 2 S: 4	H: 1 LOB: 2 BB: 1 P: 8	R: 2 E: 0 K: 2 S: 10	H: 3 LOB: 1 BB: 0 P: 10	R: 2 E: 1 K: 2 S: 10	H: 2 LOB: 3 BB: 0 P: 11	R: 0 E: 0 K: 1 S: 5	H: 0 LOB: 0 BB: 0 P: 5	1B: 9 2B: 2 3B: 0 HR: 1	SF: 0 SAC: 0 DP: 0 HBP: 2	WP: 0 PB: 0 SB: 0 CS: 0	PA: 46
PITCHER	IP WLS BF H R ER SO BB IBB HBP BLK WP HR S P ERA WHIP	57 Zach Duke, L ERA: 5.4 44 Josh Sharpless, R ERA: 4.5 16 Salomon Torres, R ERA: 18.0 67 Kip Bouknight, R ERA: 9.0 69 Jesse Chavez, R ERA: 9.0	59 Brian Rogers, R ERA: 9.0 50 David Davidson, L ERA: 9.0 46 Bryan Bullington, R ERA: 9.0	IP WLS BF H R ER SO BB IBB HBP BLK WP HR S P ERA WHIP	59 Brian Rogers, R ERA: 9.0 50 David Davidson, L ERA: 9.0 46 Bryan Bullington, R ERA: 9.0																			

Pittsburgh Pirates @ Toronto Blue Jays
Knology Park, Dunedin, FL
Mon Mar 05 2007, 1:05 PM EST
Att: 3,186 - Sunny - 58 F

AB 43
R 8
H 12
RBI 8
BB 1
SO 9
LOB 21



Batter	1	2	3	4	5	6	7	8	9	10	AB	R	H	RBI	BB	SO	LOB	TOP		
Royce Clayton, R OBP: 0.273, SLG: 0.300 Jason Smith, L OBP: 0.250, SLG: 0.875	G6-3		17 1B 10 1B BB		E6			HR			2	1	0	0	1	0	0	Toronto Blue Jays @ Philadelphia Phillies Bright House Networks Field, Clearwater, FL Wed Mar 07 2007, 1:05 PM EST Att: 5,986 - Sunny - 70 F		
17 Lyle Overbay, L OBP: 0.273, SLG: 0.300 43 Kevin Barker, L OBP: 0.333, SLG: 0.500	K		10 1B 1-2 2-H 3-H 1B		F8			F8			3	0	1	1	0	1	1			
10 Vernon Wells, R OBP: 0.308, SLG: 0.615 67 John-Ford Griffin, L OBP: 0.444, SLG: 0.571	K		1-2 2-H 3-H 1B		G4-3			F7			3	0	1	1	0	1	0			
25 Troy Glaus, R OBP: 0.333, SLG: 0.750 23 John Hattig, S OBP: 0.308, SLG: 0.417	F9		K		G5-3			K			3	0	0	0	0	1	2			
24 Matt Stairs, L OBP: 0.200, SLG: 0.111 Chad Mottola, R OBP: 0.286, SLG: 0.429	G1-6-3 BB				K			F8			2	0	0	0	1	2	0			
9 Greg Zaun, S OBP: 0.294, SLG: 0.077	G1-6-3				K			K			4	0	0	0	0	2	1			
Jason Phillips, R OBP: 0.300, SLG: 0.333 59 Curtis Thigpen, R OBP: 0.077, SLG: 0.308			57 FC4-6 17 1B 8 BB BB		K			L1			2	1	0	0	1	1	0			
8 Russ Adams, L OBP: 0.625, SLG: 0.400 4 Ryan Roberts, R OBP: 0.500, SLG: 0.500 1 Ray Olmedo, S			57 FC4-6 BB		K			K			1	0	0	0	1	1	0			
57 Jeff Duncan, L OBP: 0.467, SLG: 0.786 62 Mike Vento, R	FC4-6 17 1B BB		1-2 2-3 BB		L5			F7			2	0	0	0	0	0	2			
											2	0	0	0	0	0	0			
Inning Stats	R: 0 E: 0 K: 2 S: 7	H: 0 LOB: 0 BB: 0 P: 7	R: 0 E: 0 K: 0 S: 2	H: 0 LOB: 0 BB: 1 P: 6	R: 2 E: 0 K: 1 S: 6	H: 2 LOB: 2 BB: 3 P: 18	R: 0 E: 0 K: 3 S: 9	H: 0 LOB: 0 BB: 0 P: 9	R: 0 E: 1 K: 1 S: 6	H: 0 LOB: 1 BB: 0 P: 6	R: 0 E: 0 K: 1 S: 5	H: 0 LOB: 0 BB: 0 P: 5	R: 0 E: 0 K: 1 S: 7	H: 0 LOB: 0 BB: 0 P: 7	R: 0 E: 0 K: 0 S: 3	H: 0 LOB: 0 BB: 0 P: 3	1B: 2 2B: 0 3B: 0 HR: 1	SF: 0 SAC: 0 DP: 1 HBP: 0	WP: 0 PB: 0 SB: 0 CS: 0	PA: 36
PITCHER	IP WLS BF H R ER SO BB IBB HBP BLK WP HR S P ERA WHIP	39 2.2 11 1 2 2 2 4 0 0 0 0 0 11 27 6.75 1.875	48 3.1 13 5 1 0 0 4 0 0 0 0 0 13 13 0.00 0.750	66 5.1 13 3 1 1 1 3 0 0 0 0 0 19 19 2.46 0.273	55 8.1 13 4 0 0 0 2 0 0 0 0 0 8 8 2.00 0.000	72 10.1 10 3 0 0 0 0 0 0 0 0 0 3 3 0.00 0.000	PITCHER	IP WLS BF H R ER SO BB IBB HBP BLK WP HR S P ERA WHIP	39 2.2 11 1 2 2 2 4 0 0 0 0 0 11 27 6.75 1.875	48 3.1 13 5 1 0 0 4 0 0 0 0 0 13 13 0.00 0.750	66 5.1 13 3 1 1 1 3 0 0 0 0 0 19 19 2.46 0.273	55 8.1 13 4 0 0 0 2 0 0 0 0 0 8 8 2.00 0.000	72 10.1 10 3 0 0 0 0 0 0 0 0 0 3 3 0.00 0.000							

Batter	1	2	3	4	5	6	7	8	9	10	AB	R	H	RBI	BB	SO	LOB	BOTTOM
11 Jimmy Rollins, S OBP: 0.375, SLG: 0.250 4 Danny Sandoval, S OBP: 0.200, SLG: 0.333	G4-3		F8					G6-3		G4-3	3	0	1	0	0	0	0	Toronto Blue Jays @ Philadelphia Phillies Bright House Networks Field, Clearwater, FL Wed Mar 07 2007, 1:05 PM EST Att: 5,986 - Sunny - 70 F
8 Shane Victorino, S OBP: 0.500, SLG: 0.471 28 Jayson Werth, R OBP: 0.353, SLG: 0.214	L7				P5			K		P4	3	0	0	0	0	1	1	
26 Chase Utley, L OBP: 0.412, SLG: 0.286 Abraham Nunez, S OBP: 0.533, SLG: 0.364	G3 1B				G3			WP 6 1B 1B		G1-3	3	0	2	0	0	0	0	
6 Ryan Howard, L OBP: 0.833 19 Greg Dobbs, L OBP: 0.545, SLG: 0.944	G3				HR BB			WP 1B		G1-3	2	1	1	0	1	0	1	
Pat Burrell, R OBP: 0.600, SLG: 1.125 Karim Garcia, L OBP: 0.350, SLG: 0.500 65 Greg Golson, R OBP: 0.333, SLG: 0.333	G4-3				HR BB			F7		K	2	1	1	2	0	0	0	
Wes Helms, R OBP: 0.429, SLG: 0.714 78 Brennan King, R OBP: 0.500, SLG: 0.818	G6-3				HR			L5		K	3	1	1	1	0	0	2	
Aaron Rowand, R OBP: 0.125, SLG: 0.200 9 Michael Bourn, L OBP: 0.412, SLG: 0.500	G5-3				HR			L5		BB	1	1	1	3	1	0	0	
Randall Simon, L OBP: 0.273, SLG: 0.364					K			G5-3		G3-1	3	0	0	0	0	1	2	
											1	0	0	0	0	3		
Inning Stats	R: 0 E: 0 K: 0 S: 4	H: 1 LOB: 1 BB: 0 P: 4	R: 0 E: 0 K: 0 S: 3	H: 0 LOB: 0 BB: 0 P: 3	R: 0 E: 0 K: 2 S: 7	H: 0 LOB: 0 BB: 0 P: 7	R: 3 E: 0 K: 1 S: 7	H: 2 LOB: 0 BB: 1 P: 11	R: 0 E: 0 K: 2 S: 8	H: 1 LOB: 3 BB: 2 P: 16	R: 0 E: 0 K: 0 S: 3	H: 0 LOB: 0 BB: 0 P: 3	R: 3 E: 0 K: 0 S: 5	H: 3 LOB: 1 BB: 0 P: 5	1B: 6 2B: 1 3B: 0 HR: 3	SF: 0 SAC: 0 DP: 0 HBP: 0	WP: 1 PB: 0 SB: 0 CS: 0	
PITCHER	IP WLS BF H R ER SO BB IBB HBP BLK WP HR S P ERA WHIP	39 2.2 11 1 2 2 2 4 0 0 0 0 0 11 27 6.75 1.875	48 3.1 13 5 1 0 0 4 0 0 0 0 0 13 13 0.00 0.750	66 5.1 13 3 1 1 1 3 0 0 0 0 0 19 19 2.46 0.273	55 8.1 13 4 0 0 0 2 0 0 0 0 0 8 8 2.00 0.000	72 10.1 10 3 0 0 0 0 0 0 0 0 0 3 3 0.00 0.000	PITCHER	IP WLS BF H R ER SO BB IBB HBP BLK WP HR S P ERA WHIP	39 2.2 11 1 2 2 2 4 0 0 0 0 0 11 27 6.75 1.875	48 3.1 13 5 1 0 0 4 0 0 0 0 0 13 13 0.00 0.750	66 5.1 13 3 1 1 1 3 0 0 0 0 0 19 19 2.46 0.273	55 8.1 13 4 0 0 0 2 0 0 0 0 0 8 8 2.00 0.000	72 10.1 10 3 0 0 0 0 0 0 0 0 0 3 3 0.00 0.000					

Batter	1	2	3	4	5	6	7	8	9	AB	R	H	RBI	BB	SO	LOB	TOP		
57 Jeff Duncan, L (1,8) Aron Mathews, R (7,8)	F8		24 CS 2 FC5-2-6 1B		2 S 1B		F8			4	0	2	0	0	0	0	Toronto Blue Jays @ Atlanta Braves Ballpark at Disney's Wide World of Sports, Lake Buena Vista, FL		
2 Aaron Hill, R (1,4) 20 Sergio Santos, R (6,6)	HBP		24 CS 1-2 3B		1-2 K			P6		2	1	0	0	0	1	3	Sat Mar 10 2007, 1:05 PM EST Att: 9,624 - Sunny - 79 F		
24 Matt Stairs, L (1,3) 67 John-Ford Griffin, L (6,PR) (6,7)	K		1-H 2-3 3B		1B		WP 1B 1B	F9		3	0	2	1	0	1	1	livebaseballrecards.com		
15 Alex Rios, R (1,9) 16 Rob Cosby, R (6,9)	F7		G5-3		F8		F8	P3		3	0	0	0	0	0	3	Toronto Blue Jays @ Atlanta Braves Ballpark at Disney's Wide World of Sports, Lake Buena Vista, FL		
Jason Smith, L (1,6) 4 Ryan Roberts, R (6,4) (6,5)		1-0 G5-3 E HBP			F9		WP 1B	L6		2	0	1	0	0	0	0	Sat Mar 10 2007, 1:05 PM EST Att: 9,624 - Sunny - 79 F		
43 Kevin Barker, L (1,7) 23 John Hattig, S (7,3)	K				F7		K	K		3	0	0	0	0	2	3	livebaseballrecards.com		
Jason Phillips, R (1,2) 59 Curtis Thigpen, R (7,2)	FC5				K		L3	K		3	0	0	0	0	1	3	Toronto Blue Jays @ Atlanta Braves Ballpark at Disney's Wide World of Sports, Lake Buena Vista, FL		
1 Ray Olmedo, S (1,5) (6,4)	G5-3				K		G4-3			3	0	0	0	0	1	2	AB 32 R 1 H 6 RBI 1 BB 0 SO 10 LOB 15		
7 Josh Towers, R (1,1) 51 Geremi Gonzalez, R (4,1) 40 Dustin McGowan, R (6,1) Pete Walker, R (8,1)			E1 57 1B 2 FC5-2-6 1B		K		K	K		1	0	1	0	0	0	0	WP: 1 PA: 34 FB: 0 SB: 1 CS: 2		
Inning Stats	R: 0 E: 0 K: 1 S: 5	H: 0 LOB: 1 BB: 0 P: 6	R: 0 E: 1 K: 1 S: 5	H: 0 LOB: 1 BB: 0 P: 6	R: 1 E: 1 K: 0 S: 6	H: 3 LOB: 1 BB: 0 P: 6	R: 0 E: 0 K: 1 S: 5	H: 0 LOB: 2 BB: 0 P: 10	R: 0 E: 0 K: 1 S: 8	H: 1 LOB: 1 BB: 0 P: 10	R: 0 E: 0 K: 1 S: 5	H: 0 LOB: 0 BB: 0 P: 3	R: 0 E: 0 K: 2 S: 7	H: 0 LOB: 0 BB: 0 P: 7	1B: 5 2B: 0 3B: 1 HR: 0	SF: 0 SAC: 0 DP: 1 HBP: 2	Toronto Blue Jays @ Atlanta Braves Ballpark at Disney's Wide World of Sports, Lake Buena Vista, FL		
PITCHER	IP WLS BF H R ER SO BB IBB HBP BLK WP HR S P ERA WHIP																Toronto Blue Jays @ Atlanta Braves Ballpark at Disney's Wide World of Sports, Lake Buena Vista, FL		
19 Mark Redman, L (1,1) ERA: 3.0	3.0	WLS: 13	BF: 3	H: 1	R: 1	ER: 1	SO: 2	BB: 0	IBB: 0	HBP: 2	BLK: 0	WP: 0	HR: 0	S: 16	P: 18	ERA: 3.00	WHIP: 1.000		
39 Rafael Soriano, R (4,1) ERA: 4.4	1.0	WLS: 3	BF: 0	H: 0	R: 0	ER: 0	SO: 1	BB: 0	IBB: 0	HBP: 0	BLK: 0	WP: 0	HR: 0	S: 5	P: 5	ERA: 0.00	WHIP: 0.000		
40 Lance Cormier, R (5,1) ERA: 2.0	4.0	WLS: W	BF: 15	H: 3	R: 0	ER: 0	SO: 5	BB: 0	IBB: 0	HBP: 0	BLK: 0	WP: 1	HR: 0	S: 26	P: 26	ERA: 0.00	WHIP: 0.750		
49 Macay McBride, L (9,1) ERA: 9.0	1.0	WLS: S	BF: 3	H: 0	R: 0	ER: 0	SO: 2	BB: 0	IBB: 0	HBP: 0	BLK: 0	WP: 0	HR: 0	S: 7	P: 7	ERA: 0.00	WHIP: 0.000		


Batter	1	2	3	4	5	6	7	8	9	AB	R	H	RBI	BB	SO	LOB	BOTTOM		
2 Kelly Johnson, L (1,4) 24 Martin Prado, R (6,4)	G5-3		G6-3		F9		K			3	0	0	0	0	0	3	Toronto Blue Jays @ Atlanta Braves Ballpark at Disney's Wide World of Sports, Lake Buena Vista, FL		
11 Edgar Renteria, R (1,6) 72 Yunel Escobar, R (7,6)	K				F9		G1-3	G5-3		3	0	0	0	0	1	0	Sat Mar 10 2007, 1:05 PM EST Att: 9,624 - Sunny - 79 F		
10 Chipper Jones, S (1,5) Tony Pena Jr., R (7,5)	G4-3				16 FC4-6 1B		G5-3			2	1	1	0	1	0	0	livebaseballrecards.com		
Andrew Jones, R (1,8) 61 Gregor Blanco, L (7,8)		F9			16 FC4-6 1B		HR	63 FB 27 S 1B		3	1	2	2	0	0	0	Toronto Blue Jays @ Atlanta Braves Ballpark at Disney's Wide World of Sports, Lake Buena Vista, FL		
16 Brian McCann, L (1,2) 63 Corky Miller, R (7,2)	G4-3				1-2 FC4-6 1B		HR	F8		3	1	1	1	0	0	2	AB 34 R 4 H 11 RBI 4 BB 1 SO 5 LOB 16		
7 Jeff Francoeur, R (1,9) 27 T.J. Bohm, R (7,9)	K				1-2 2-3 1B		HR	23 S 1B		3	0	1	0	0	1	2	WP: 0 PA: 35 FB: 0 SB: 3 CS: 0		
20 Scott Thorman, L (1,3) ERA: 3.04					G6-3		G6-3	F7		4	0	2	0	0	0	1	Toronto Blue Jays @ Atlanta Braves Ballpark at Disney's Wide World of Sports, Lake Buena Vista, FL		
23 Matt Diaz, R (1,7) ERA: 3.33					F9		K	G6-3		4	0	1	0	0	1	4	livebaseballrecards.com		
19 Mark Redman, L (1,1) ERA: 1.8					G6-3		FC6-4			0	0	0	0	0	0	0	AB 34 R 4 H 11 RBI 4 BB 1 SO 5 LOB 16		
4 Pete Orr, L (3,PH) 39 Rafael Soriano, R (4,1) 40 Lance Cormier, R (5,1) 49 Macay McBride, L (9,1)					1-2 1B		K			0	0	0	0	0	0	0	Toronto Blue Jays @ Atlanta Braves Ballpark at Disney's Wide World of Sports, Lake Buena Vista, FL		
Inning Stats	R: 0 E: 0 K: 1 S: 5	H: 0 LOB: 0 BB: 0 P: 5	R: 0 E: 0 K: 1 S: 5	H: 0 LOB: 0 BB: 0 P: 5	R: 0 E: 0 K: 0 S: 4	H: 2 LOB: 1 BB: 0 P: 4	R: 0 E: 0 K: 0 S: 5	H: 2 LOB: 2 BB: 0 P: 5	R: 3 E: 0 K: 1 S: 9	H: 4 LOB: 1 BB: 1 P: 13	R: 0 E: 0 K: 1 S: 5	H: 0 LOB: 0 BB: 0 P: 5	R: 1 E: 0 K: 0 S: 7	H: 2 LOB: 1 BB: 0 P: 7	1B: 9 2B: 0 3B: 0 HR: 2	SF: 0 SAC: 0 DP: 1 HBP: 0	WP: 0 PA: 35 FB: 0 SB: 3 CS: 0		
PITCHER	IP WLS BF H R ER SO BB IBB HBP BLK WP HR S P ERA WHIP																Toronto Blue Jays @ Atlanta Braves Ballpark at Disney's Wide World of Sports, Lake Buena Vista, FL		
7 Josh Towers, R (1,1) ERA: 1.8	3.0	WLS: H	BF: 9	H: 3	R: 0	ER: 0	SO: 1	BB: 0	IBB: 0	HBP: 0	BLK: 0	WP: 0	HR: 0	S: 12	P: 12	ERA: 0.00	WHIP: 1.500		
51 Geremi Gonzalez, R (4,1) ERA: 5.4	2.0	WLS: L	BF: 11	H: 4	R: 3	ER: 3	SO: 2	BB: 1	IBB: 0	HBP: 0	BLK: 0	WP: 0	HR: 2	S: 14	P: 18	ERA: 13.50	WHIP: 2.500		
40 Dustin McGowan, R (6,1) ERA: 10.8	2.0	WLS: L	BF: 11	H: 4	R: 3	ER: 3	SO: 2	BB: 1	IBB: 0	HBP: 0	BLK: 0	WP: 0	HR: 2	S: 14	P: 18	ERA: 13.50	WHIP: 2.500		
Pete Walker, R (8,1) ERA: 3.0	1.0	WLS: 5	BF: 2	H: 1	R: 1	ER: 1	SO: 0	BB: 0	IBB: 0	HBP: 0	BLK: 0	WP: 0	HR: 0	S: 7	P: 7	ERA: 9.00	WHIP: 2.000		

Batter	1	2	3	4	5	6	7	8	9	AB	R	H	RBI	BB	SO	LOB	TOP								
2 Denard Span, L (1, 8) OBP: 0.296, SLG: 0.320	G1-3			G1-6-3	K					4	1	1	1	1	1	1	Minnesota Twins @ Toronto Blue Jays Knology Park, Dunedin, FL Sun Mar 11 2007, 1:05 PM EDT Att: 4,035 - Sunny - 74 F								
27 Jeff Cirillo, R (1, 5) OBP: 0.444, SLG: 0.500	G6-3			P4						3	0	1	0	0	0	livebaseballscorecards.com AB 37 R 8 H 12 RBI 8 BB 2 SO 7 LOB 15									
50 Garrett Jones, L (6, PR) OBP: 0.074, SLG: 0.111	G6-3									2	0	0	1	0	1										
7 Joe Mauer, L (1, 2) OBP: 0.349, SLG: 0.429	G4-3			G4-3						3	0	0	0	0	1										
41 Chris Heintz, R (6, 2)	G4-3				L7					2	0	1	1	0	1										
5 Michael Cuddyer, R (1, 9) OBP: 0.375, SLG: 0.652		G6-3				G5-4-3				4	1	1	0	0	1										
64 Gil Velazquez, R (8, 6)										1	0	0	0	0	1										
16 Jason Kubel, L (1, 7) OBP: 0.391, SLG: 0.455										3	1	2	0	0	0										
Jason Tyner, L (7, PR) OBP: 0.222, SLG: 0.200		P2								1	1	1	0	0	0										
58 Glenn Williams, S (1, 3) OBP: 0.296, SLG: 0.423										3	2	2	2	0	1										
11 Josh Rabe, R (8, PH) OBP: 0.200, SLG: 0.214										1	0	0	0	0	1										
23 Matthew LeCroy, R (1, 10) OBP: 0.318, SLG: 0.263										4	0	1	0	0	1										
38 Luis Antonio Rodriguez, R (7, 4) OBP: 0.280, SLG: 0.520										2	1	1	2	0	0										
61 Tommy Watkins, R (8, 5) OBP: 0.500, SLG: 0.313										0	1	0	0	1	0										
25 Alexi Casilla, S (1, 6) OBP: 0.304, SLG: 0.318										4	0	1	1	0	2										
Inning Stats	R: 0 E: 0 K: 0 S: 3	H: 0 LOB: 0 BB: 0 P: 3	R: 0 E: 0 K: 1 S: 5	H: 0 LOB: 0 BB: 0 P: 5	R: 0 E: 0 K: 1 S: 5	H: 0 LOB: 0 BB: 0 P: 5	R: 0 E: 0 K: 0 S: 3	H: 0 LOB: 0 BB: 0 P: 3	R: 3 E: 0 K: 1 S: 9	H: 4 LOB: 1 BB: 0 P: 9	R: 0 E: 0 K: 0 S: 3	H: 1 LOB: 1 BB: 0 P: 3	R: 3 E: 0 K: 2 S: 11	H: 4 LOB: 2 BB: 1 P: 16	R: 0 E: 0 K: 0 S: 4	H: 1 LOB: 1 BB: 0 P: 4	R: 2 E: 0 K: 2 S: 9	H: 2 LOB: 1 BB: 1 P: 13	1B: 9 2B: 2 3B: 1 HR: 0	SF: 1 SAC: 0 DP: 1 HBP: 0	WP: 1 PB: 0 SB: 2 CS: 0	PA: 40			
PITCHER	IP	WLS	BF	H	R	ER	SO	BB	IBB	HBP	BLK	WP	HR	S	P	ERA	WHIP								
32 Roy Halladay, R (1, 1) ERA: 1.0	4.0		12	0	0	0	2	0	0	0	0	0	0	16	16	0.00	0.000								
52 B.J. Ryan, L (5, 1) ERA: 9.0	1.0	L	7	4	3	3	1	0	0	0	0	0	0	9	9	27.00	4.000								
49 Jeremy Accardo, R (6, 1) ERA:	1.0		3	1	0	0	0	0	0	0	0	0	0	3	3	0.00	1.000								
56 Brian Tallet, L (7, 1) ERA: 15.0	1.0		8	4	3	3	2	1	0	0	0	1	0	11	16	27.00	5.000								
Francisco Del Rosario, R (8, 1) ERA:	1.0		4	1	0	0	0	0	0	0	0	0	0	4	4	0.00	1.000								

Batter	1	2	3	4	5	6	7	8	9	AB	R	H	RBI	BB	SO	LOB	BOTTOM								
3 Reed Johnson, R (1, 7) OBP: 0.333, SLG: 0.667	F8									3	0	1	1	0	0	0	Minnesota Twins @ Toronto Blue Jays Knology Park, Dunedin, FL Sun Mar 11 2007, 1:05 PM EDT Att: 4,035 - Sunny - 74 F								
4 Ryan Roberts, R (7, 5) OBP: 0.500, SLG: 0.455										0	1	0	0	1	0	livebaseballscorecards.com AB 32 R 5 H 8 RBI 5 BB 4 SO 10 LOB 9									
17 Lyle Overbay, L (1, 3) OBP: 0.353, SLG: 0.533										2	0	0	0	1	2										
23 John Hattig, S (6, PR) OBP: 0.353, SLG: 0.400										1	1	1	0	0	0										
10 Vernon Wells, R (1, 8) OBP: 0.368, SLG: 0.722										3	1	1	0	0	1										
Chad Mottola, R (7, 8) OBP: 0.273, SLG: 0.455										1	1	1	2	0	0										
Frank Thomas, R (1, 10) OBP: 0.333, SLG: 0.200										3	0	0	0	0	2										
29 Robinson Diaz, R (8, PH) OBP: 0.222, SLG: 0.143										0	0	0	0	1	0										
25 Troy Glaus, R (1, 5) OBP: 0.286, SLG: 0.500										1	0	0	0	1	0										
Jason Smith, L (6, 5) OBP: 0.556, SLG: 1.118										2	0	2	1	0	0										
15 Alex Rios, R (1, 9) OBP: 0.375, SLG: 0.750										2	0	1	1	0	0										
24 Matt Stairs, L (5, 9) OBP: 0.286, SLG: 0.385										1	0	0	0	0	1										
16 Rob Cosby, R (8, PH) OBP: 0.306, SLG: 0.385										1	0	0	0	0	1										
9 Gregg Zaun, S (1, 2) OBP: 0.273, SLG: 0.111										2	0	0	0	0	2										
13 Sal Fasano, R (6, 2) OBP: 0.111, SLG: 0.222										2	0	0	0	0	2										
Royce Clayton, R (1, 6) OBP: 0.250, SLG: 0.267										2	0	0	0	0	0										
6 John McDonald, R (6, 6) OBP: 0.234, SLG: 0.214										2	0	0	0	0	1										
8 Russ Adams, L (1, 4) OBP: 0.429, SLG: 0.273										3	1	1	0	0	2										
1 Ray Olmedo, S (9, 4)										1	0	0	0	0	0										
Inning Stats	R: 0 E: 0 K: 1 S: 5	H: 0 LOB: 0 BB: 0 P: 5	R: 1 E: 0 K: 1 S: 9	H: 2 LOB: 1 BB: 0 P: 9	R: 1 E: 0 K: 1 S: 6	H: 2 LOB: 1 BB: 1 P: 10	R: 0 E: 0 K: 1 S: 5	H: 0 LOB: 0 BB: 0 P: 5	R: 0 E: 0 K: 1 S: 4	H: 0 LOB: 1 BB: 1 P: 8	R: 0 E: 0 K: 1 S: 5	H: 1 LOB: 0 BB: 0 P: 5	R: 3 E: 0 K: 2 S: 10	H: 3 LOB: 2 BB: 2 P: 18	R: 0 E: 0 K: 2 S: 7	H: 0 LOB: 0 BB: 0 P: 7	1B: 5 2B: 3 3B: 0 HR: 0	SF: 0 SAC: 0 DP: 3 HBP: 0	WP: 0 PB: 0 SB: 0 CS: 0	PA: 36					
PITCHER	IP	WLS	BF	H	R	ER	SO	BB	IBB	HBP	BLK	WP	HR	S	P	ERA	WHIP								
60 Glen Perkins, L (1, 1) ERA: 2.57	3.0		11	2	1	1	2	1	0	0	0	0	0	11	15	4.50	1.500								
54 Matt Guerrier, R (4, 1) ERA: 6.75	2.0	W	8	2	1	1	2	1	0	0	0	0	0	4	8	0.00	1.000								
37 Dennys Reyes, L (6, 1) ERA:	1.0	H	3	0	0	0	1	1	0	0	0	0	0	5	5	0.00	1.000								
49 Mike Venafro, L (7, 1) ERA:	1.0		3	1	0	0	1	0	0	0	0	0	0	5	5	0.00	1.000								
Randy Choate, L (8, 1) ERA: 13.5	0.2		7	3	3	3	1	2	0	0	0	0	0	7	15	40.50	7.500								
PITCHER	IP	WLS	BF	H	R	ER	SO	BB	IBB	HBP	BLK	WP	HR	S	P	ERA	WHIP								
85 Julio DePaula, R (8, 1) ERA: 6.75	1.1	S	4	0	0	0	3	0	0	0	0	0	0	10	10	0.00	0.000								

Batter	1	2	3	4	5	6	7	8	9	AB R H RBI BB SO LOB	TOP
Royce Clayton, R (1, 6) 1 Ray Olmedo, S (6, 6)	F9		G6-3			G5-3			K	3 0 0 0 0 0 0 1 0 0 0 0 0 1 1	Toronto Blue Jays @ Cincinnati Reds Ed Smith Stadium, Sarasota, FL Mon Mar 12 2007, 1:05 PM EDT Att: 5,272 - Sunny - 79 F
2 Aaron Hill, R (1, 4) Jason Smith, L (7, FR) (7, 4)	L6								G4-3	3 0 2 0 0 0 0 1 0 0 0 0 0 0 1	
17 Lyle Overbay, L (1, 3) 43 Kevin Barker, L (7, FR) (7, 3)										2 0 0 0 0 1 0 2 0 0 0 0 0 0 0 0	
25 Troy Glaus, R (1, 5) 23 John Hattig, S (7, 5)	G1-3									3 0 0 0 0 0 0 2 0 0 0 0 0 0 0 0	
9 Gregg Zaun, S (1, 2) 13 Sal Fasano, R (6, 2)										2 0 0 0 0 0 0 0 1 0 0 0 0 0 0 0	
59 Curtis Thigpen, R (1, 10) 67 John-Ford Griffin, L (1, 7)										3 0 0 0 0 0 2 0 3 0 0 0 0 0 1 0	
Chad Mottola, R (1, 9) 57 Jeff Duncan, L (1, 8) Robinson Diaz, R (9, PH) (9, 125)										2 0 0 0 0 1 2 0 2 0 0 0 0 0 1 0	
										2 0 0 0 0 1 1 0 1 0 0 0 0 0 1 1	
										2 0 0 0 0 1 0 0 1 0 0 0 0 0 1 1	
										2 0 0 0 0 1 0 0 1 0 0 0 0 0 1 1	
Inning Stats	R: 0 H: 0 E: 0 LOB: 1 K: 0 BB: 1 S: 4 P: 8	R: 0 H: 0 E: 0 LOB: 0 K: 1 BB: 0 S: 5 P: 5	R: 0 H: 0 E: 0 LOB: 0 K: 2 BB: 0 S: 7 P: 7	R: 0 H: 1 E: 0 LOB: 0 K: 0 BB: 0 S: 3 P: 3	R: 0 H: 0 E: 0 LOB: 0 K: 0 BB: 0 S: 3 P: 3	R: 0 H: 0 E: 0 LOB: 0 K: 1 BB: 0 S: 5 P: 5	R: 0 H: 1 E: 0 LOB: 1 K: 0 BB: 0 S: 3 P: 3	R: 0 H: 0 E: 0 LOB: 0 K: 2 BB: 0 S: 7 P: 7	R: 0 H: 0 E: 0 LOB: 1 K: 2 BB: 1 S: 7 P: 11	1B: 2 SF: 0 2B: 0 SAC: 0 3B: 0 DP: 2 HR: 0 HBP: 0	WP: 0 PA: 29 PB: 0 SB: 1 CS: 0
PITCHER	IP WLS BF H R ER SO BB IBB HBP BLK WP HR S P ERA WHIP										
31 Matt Belisle, R (1, 1) ERA: 1.0	4.0 W 13 1 0 0 0 3 1 0 0 0 0 0 0 19 23 0.00 0.500										
25 David Weathers, R (5, 1) ERA: 3.0	1.0 H 3 0 0 0 0 0 0 0 0 0 0 0 0 3 3 0.00 0.000										
50 Dustin Hermanson, R (6, 1) ERA:	1.0 H 3 0 0 0 0 1 0 0 0 0 0 0 0 5 5 0.00 0.000										
57 Victor Santos, R (7, 1) ERA:	2.0 H 6 1 0 0 0 2 0 0 0 0 0 0 0 10 10 0.00 0.500										
51 Jared Burton, R (9, 1) ERA: 3.0	1.0 S 4 0 0 0 0 2 1 0 0 0 0 0 0 7 11 0.00 1.000										

Batter	1	2	3	4	5	6	7	8	9	AB R H RBI BB SO LOB	BOTTOM
6 Ryan Freel, R (1, 8) 30 Norris Hopper, R (2, PH) (2, 8)										1 1 1 0 0 0 0 3 0 2 2 0 0 2	Toronto Blue Jays @ Cincinnati Reds Ed Smith Stadium, Sarasota, FL Mon Mar 12 2007, 1:05 PM EDT Att: 5,272 - Sunny - 79 F
2 Alex Gonzalez, R (1, 6) 9 Juan Castro, R (5, 6)										3 0 0 0 0 1 2 1 0 0 0 0 0 1	
4 Brandon Phillips, R (1, 4) 71 Paul Janish, R (5, 4)										3 0 1 0 0 0 3 1 0 0 0 0 0 1	
Adam Dunn, L (1, 7) 16 Bubba Crosby, L (6, 7)										3 0 1 1 0 1 1 1 0 0 0 0 0 0	
12 Edwin Encarnación, R (1, 5) 34 Jerry Gil, R (6, 5)										2 0 0 0 0 1 0 2 1 0 0 0 0 0 1 0	
Jeff Conine, R (1, 10) 46 Mark Bellhorn, S (5, FR) (6, 10)										2 0 0 0 0 1 0 4 1 0 0 0 0 0 1 0	
Scott Hatteberg, L (1, 3) 60 Joey Votto, L (6, 3)										3 1 0 0 0 1 1 1 0 0 0 0 1 0	
Javier Valentin, S (1, 2) 23 Chad Moeller, R (7, 2)										2 0 0 0 0 1 0 1 1 0 1 0 0 0 0	
27 Chris Denorfia, R (1, 9) 15 Dewayne Wise, L (7, 9)										2 1 1 0 1 0 1 1 0 0 0 0 0 1	
										1B: 6 SF: 0 2B: 2 SAC: 0 3B: 0 DP: 2 HR: 0 HBP: 0	
Inning Stats	R: 1 H: 2 E: 0 LOB: 2 K: 1 BB: 0 S: 8 P: 8	R: 0 H: 1 E: 0 LOB: 1 K: 1 BB: 1 S: 5 P: 9	R: 0 H: 1 E: 0 LOB: 2 K: 0 BB: 1 S: 4 P: 8	R: 1 H: 1 E: 2 LOB: 2 K: 0 BB: 0 S: 6 P: 6	R: 0 H: 0 E: 0 LOB: 1 K: 1 BB: 1 S: 5 P: 9	R: 0 H: 1 E: 0 LOB: 1 K: 0 BB: 0 S: 4 P: 8	R: 0 H: 0 E: 0 LOB: 0 K: 2 BB: 0 S: 7 P: 7	R: 0 H: 1 E: 0 LOB: 0 K: 1 BB: 0 S: 5 P: 5	1B: 6 SF: 0 2B: 2 SAC: 0 3B: 0 DP: 2 HR: 0 HBP: 0	WP: 0 PA: 36 PB: 0 SB: 0 CS: 0	
PITCHER	IP WLS BF H R ER SO BB IBB HBP BLK WP HR S P ERA WHIP										
39 Gustavo Chacin, L (1, 1) ERA: 4.15	4.0 L 21 5 2 1 1 3 2 0 0 0 0 0 0 16 24 3.00 1.000										
28 Shaun Marcum, R (5, 1) ERA: 6.43	3.0 12 1 1 1 3 2 0 0 0 0 0 0 0 16 24 3.00 1.000										
54 Jason Frasor, R (8, 1) ERA: 5.79	1.0 3 1 0 0 0 1 0 0 0 0 0 0 0 5 5 0.00 1.000										






Batter	1	2	3	4	5	6	7	8	9	AB	R	H	RBI	BB	SO	LOB	TOP										
15 Dustin Pedroia, R OBP: 0.313, SLG: 0.259 Alex Prieto, R OBP: 0.400, SLG: 0.400	G5-3		FC5-4			13 1B		FC6-5 77 1B		3	0	1	0	0	0	1	Boston Red Sox @ Toronto Blue Jays Knology Park, Dunedin, FL Tue Mar 13 2007, 1:05 PM EDT Att.: 5,510 - Sunny - 78 F										
13 Alex Cora, L OBP: 0.395, SLG: 0.345 77 Ed Rogers, R OBP: 0.526, SLG: 0.706	G3		K			1B		12 F9-3 1B		3	0	1	0	0	1	1											
12 Eric Hinske, L OBP: 0.320, SLG: 0.583 76 Bobby Seales, S OBP: 0.313, SLG: 0.357	2B			G3-1		K		F9-3 1-1		4	0	1	0	0	1	4											
Manny Ramirez, R OBP: 0.536, SLG: 0.250 3 Alex Ochoa, R OBP: 0.227, SLG: 0.250	G6-3			K		K			K	3	0	0	0	0	2	3											
Wily Mo Peña, R OBP: 0.333, SLG: 0.238 Bryan Pritz, R OBP: 0.500, SLG: 2.000		K			G3				G5-3	2	0	0	0	1	1	2											
75 Brandon Moss, L OBP: 0.423, SLG: 0.476	K				BB					1	0	0	0	0	0	0											
60 David Murphy, L OBP: 0.360, SLG: 0.304	G4-3					F7			K	4	0	0	0	0	2	1											
72 George Kottaras, L Alberto Castillo, R OBP: 0.250, SLG: 0.750			FC5-4 BB			L3			G1-3	2	0	0	0	1	0	1											
11 Joe McEwing, R OBP: 0.346, SLG: 0.273 92 Scott White, R OBP: 0.500, SLG: 1.000			K			P3		FC6-5	2B	2	0	0	0	0	1	1											
										1	0	1	0	0	0	0											
Inning Stats	R: 0 E: 0 K: 0 S: 4	H: 1 LOB: 1 BB: 0 P: 4	R: 0 E: 0 K: 2 S: 7	H: 0 LOB: 0 BB: 0 P: 7	R: 0 E: 0 K: 2 S: 8	H: 0 LOB: 1 BB: 1 P: 12	R: 0 E: 0 K: 1 S: 5	H: 0 LOB: 1 BB: 1 P: 9	R: 0 E: 0 K: 2 S: 3	H: 1 LOB: 0 BB: 0 P: 3	R: 0 E: 0 K: 2 S: 9	H: 2 LOB: 2 BB: 0 P: 9	R: 0 E: 0 K: 0 S: 3	H: 0 LOB: 0 BB: 0 P: 3	R: 0 E: 0 K: 0 S: 4	H: 2 LOB: 1 BB: 0 P: 4	R: 0 E: 0 K: 2 S: 7	H: 0 LOB: 0 BB: 0 P: 7	1B: 4 2B: 4 3B: 0 HR: 0	SF: 0 SAC: 0 DP: 2 HBP: 0	WP: 0 PB: 0 SB: 0 CS: 0	PA: 33					
PITCHER	IP	WLS	BF	H	R	ER	SO	BB	IBB	HBP	BLK	WP	HR	S	P	ERA	WHIP										
34 A.J. Burnett, R ERA: 1.5	4.0		15	1	0	0	5	2	0	0	0	0	0	24	32	0.00	0.750										
44 Casey Janssen, R ERA: 1.3	2.0	W	8	3	0	0	2	0	0	0	0	0	0	12	12	0.00	1.500										
Pete Walker, R ERA: 2.25	1.0	H	3	0	0	0	0	0	0	0	0	0	0	3	3	0.00	0.000										
37 Scott Downs, L ERA: 2.25	1.0	H	4	2	0	0	0	0	0	0	0	0	0	4	4	0.00	2.000										
66 Blaine Neal, R ERA:	1.0	S	3	0	0	0	2	0	0	0	0	0	0	7	7	0.00	0.000										

Batter	1	2	3	4	5	6	7	8	9	AB	R	H	RBI	BB	SO	LOB	BOTTOM										
3 Reed Johnson, R OBP: 0.222, SLG: 0.444 43 Kevin Barker, L OBP: 0.333, SLG: 0.438	G6-3		F9		F7		K			3	0	0	0	0	0	1	Boston Red Sox @ Toronto Blue Jays Knology Park, Dunedin, FL Tue Mar 13 2007, 1:05 PM EDT Att.: 5,510 - Sunny - 78 F										
24 Matt Stairs, L OBP: 0.353, SLG: 0.438 23 John Hattig, S OBP: 0.389, SLG: 0.400	G3-1		10 G5-4-3 1B		1B		BB			3	0	2	0	0	0	0											
10 Vernon Wells, R OBP: 0.364, SLG: 0.650 80 Justin Singleton, L	BB		G5-4-3		G5-3				K	2	0	0	0	1	0	3											
Frank Thomas, R OBP: 0.500, SLG: 0.333 Dustin Majewski, L OBP: 0.125, SLG: 0.067	BB		15 FC5-4 BB		1B		G3-1		G6-3	1	0	1	0	1	0	0											
62 Mike Vento, R OBP: 0.125, SLG: 0.067	BB									2	0	0	0	0	0	0											
15 Alex Rios, R OBP: 0.368, SLG: 0.667 16 Rob Cosby, R OBP: 0.357, SLG: 0.429	FC5-4			G6-4-3		FC6-4 HBP		4 G4-3 1B		2	0	0	0	0	0	3											
Jason Smith, L OBP: 0.500, SLG: 1.000 4 Ryan Roberts, R OBP: 0.467, SLG: 0.417		G4-3 2B		K		K		G4-3		3	0	1	0	0	2	2											
Jason Phillips, R OBP: 0.227, SLG: 0.238	G4-3				E7 G4-3 6 1B	FC6-4		G5-3		4	1	1	0	0	0	3											
8 Russ Adams, L OBP: 0.375, SLG: 0.231 1 Ray Olmedo, S	K				G4-3			6 G5-3 6 WP		2	0	0	0	0	1	2											
6 John McDonald, R OBP: 0.300, SLG: 0.235	K2-3				24 1B			G5-3		3	0	1	1	0	1	2											
Inning Stats	R: 0 E: 0 K: 0 S: 3	H: 0 LOB: 2 BB: 2 P: 11	R: 0 E: 0 K: 2 S: 8	H: 1 LOB: 1 BB: 0 P: 8	R: 0 E: 0 K: 1 S: 5	H: 1 LOB: 1 BB: 0 P: 5	R: 0 E: 0 K: 1 S: 5	H: 0 LOB: 1 BB: 0 P: 7	R: 0 E: 0 K: 2 S: 7	H: 0 LOB: 2 BB: 2 P: 16	R: 0 E: 0 K: 0 S: 4	H: 1 LOB: 1 BB: 0 P: 4	R: 0 E: 0 K: 0 S: 4	H: 0 LOB: 0 BB: 0 P: 4	1B: 6 2B: 1 3B: 0 HR: 0	SF: 0 SAC: 0 DP: 2 HBP: 1	WP: 1 PB: 0 SB: 0 CS: 0	PA: 34									
PITCHER	IP	WLS	BF	H	R	ER	SO	BB	IBB	HBP	BLK	WP	HR	S	P	ERA	WHIP										
39 Kyle Snyder, R ERA: 2.45	3.0		12	2	0	0	2	2	0	0	0	0	0	14	22	0.00	1.333										
41 Bryan Corey, R ERA: 1.13	2.0	L	9	4	1	1	1	0	0	0	0	0	0	11	11	4.50	2.000										
68 Devern Hansack, R ERA: 3.86	1.0		4	0	0	0	1	0	0	1	0	0	0	5	7	0.00	0.000										
54 Craig Breslow, L ERA:	1.0		5	0	0	0	2	2	0	0	0	1	0	7	16	0.00	2.000										
59 Mike Burns, R ERA: 7.2	1.0		4	1	0	0	0	0	0	0	0	0	0	4	4	0.00	1.000										

AB	31
R	0
H	6
RBI	0
BB	2
SO	9
LOB	15




Batter	1	2	3	4	5	6	7	8	9	AB R H RBI BB SO LOB	TOP																								
											<p>Toronto Blue Jays @ Cincinnati Reds Ed Smith Stadium, Sarasota, FL Fri Mar 16 2007, 1:05 PM EDT</p> <p>livebaseballscorecards.com</p> <p>AB 0 R 0 H 0 RBI 0 BB 0 SO 0 LOB 0</p> 																								
Inning Stats											1B: 0 SF: 0 WP: 0 PA: 0 2B: 0 SAC: 0 FB: 0 3B: 0 DP: 0 SB: 0 HR: 0 HBP: 0 CS: 0																								
PITCHER	IP	WLS	BF	H	R	ER	SO	BB	IBB	HBP	BLK	WP	HR	S	P	ERA	WHIP	PITCHER	IP	WLS	BF	H	R	ER	SO	BB	IBB	HBP	BLK	WP	HR	S	P	ERA	WHIP

Batter	1	2	3	4	5	6	7	8	9	AB R H RBI BB SO LOB	BOTTOM																								
											<p>Toronto Blue Jays @ Cincinnati Reds Ed Smith Stadium, Sarasota, FL Fri Mar 16 2007, 1:05 PM EDT</p> <p>livebaseballscorecards.com</p> <p>AB 0 R 0 H 0 RBI 0 BB 0 SO 0 LOB 0</p> 																								
Inning Stats											1B: 0 SF: 0 WP: 0 PA: 0 2B: 0 SAC: 0 FB: 0 3B: 0 DP: 0 SB: 0 HR: 0 HBP: 0 CS: 0																								
PITCHER	IP	WLS	BF	H	R	ER	SO	BB	IBB	HBP	BLK	WP	HR	S	P	ERA	WHIP	PITCHER	IP	WLS	BF	H	R	ER	SO	BB	IBB	HBP	BLK	WP	HR	S	P	ERA	WHIP

Batter	1	2	3	4	5	6	7	8	9	AB	R	H	RBI	BB	SO	LOB	TOP								
Ivan Rodriguez, R (1, 2) Mike Rabelo, S (6, 2) OBP: 0.415, SLG: 0.658 OBP: 0.143, SLG: 0.077	E5 30 1B 15 FC5-4		G4-3 3 1B					K		4	2	2	1	0	0	1									
3 Gary Sheffield, R (1, 10) Wilkin Ramirez, R (8, PH) (8, 10)	P1		G6-3 30 2B 1B			L7		FC1-6 68 FC4-6		4	1	2	0	0	0	2									
30 Magglio Ordonez, R (1, 9) 68 Ryan Raburn, R (5, 9) OBP: 0.429, SLG: 0.529	FC5-4 15 FC5-4 1B		G6-3 1B			L8		K		3	0	2	2	0	0	1									
15 Brandon Inge, R (1, 5) OBP: 0.273, SLG: 0.243	FC5-4 1-2 3-H		K			L8		K		4	1	0	1	1	2	2									
31 Chris Shelton, R (1, 3) OBP: 0.429, SLG: 0.581	K		F9			L8		F9		5	1	2	0	0	1	3									
74 Timo Perez, L (1, 7) OBP: 0.400, SLG: 0.593		B1-3		G1-3		K		L8		5	0	1	0	0	1	2									
8 Neifi Perez, S (1, 6) 63 Brent Dlugach, R (9, PH) OBP: 0.316, SLG: 0.444 (9, 6)	P6		G6-3			K		P4		4	1	2	1	0	0	0									
66 Cameron Maybin, R (1, 8) OBP: 0.522, SLG: 0.950	K		HR			K		FC6-4		4	2	2	3	0	1	2									
19 Kevin Hooper, R (1, 4) OBP: 0.188, SLG: 0.133			P6			G4-3		FC1-6 BB		3	0	1	0	1	0	1									
Inning Stats	R: 1 E: 1 K: 1 S: 7	H: 1 LOB: 1 BB: 0 P: 7	R: 0 E: 0 K: 1 S: 5	H: 0 LOB: 0 BB: 0 P: 5	R: 2 E: 0 K: 1 S: 8	H: 3 LOB: 1 BB: 0 P: 8	R: 1 E: 0 K: 0 S: 5	H: 2 LOB: 1 BB: 0 P: 5	R: 0 E: 0 K: 0 S: 3	H: 1 LOB: 0 BB: 0 P: 3	R: 3 E: 0 K: 1 S: 9	H: 4 LOB: 1 BB: 0 P: 9	R: 1 E: 0 K: 1 S: 7	H: 2 LOB: 1 BB: 1 P: 11	R: 0 E: 0 K: 1 S: 5	H: 0 LOB: 1 BB: 1 P: 9	R: 0 E: 0 K: 1 S: 6	H: 1 LOB: 1 BB: 0 P: 6	1B: 10 2B: 2 3B: 1 HR: 1	SF: 0 SAC: 0 DP: 1 HBP: 0	WP: 0 PB: 0 SB: 0 CS: 0	PA: 43			
PITCHER	IP	WLS	BF	H	R	ER	SO	BB	IBB	HBP	BLK	WP	HR	S	P	ERA	WHIP								
28 Shaun Marcum, R (1, 1) ERA: 6.3	3.0		14	4	3	2	3	0	0	0	0	0	0	20	20	6.00	1.333								
37 Scott Downs, L (4, 1) ERA: 3.0	2.0		8	3	1	1	0	0	0	0	0	0	1	8	8	4.50	1.500								
49 Jeremy Accardo, R (6, 1) ERA: 5.06	1.0	L	7	4	3	3	1	0	0	0	0	0	0	9	9	27.00	4.000								
66 Blaine Neal, R (7, 1) ERA: 1.8	2.0		10	2	1	1	2	2	0	0	0	0	0	12	20	4.50	2.000								
60 Brian Wolfe, R (9, 1) ERA:	1.0		4	1	0	0	1	0	0	0	0	0	0	6	6	0.00	1.000								

Detroit Tigers @ Toronto Blue Jays
Knology Park, Dunedin, FL
Sat Mar 17 2007, 1:05 PM EDT
Att: 5,510 - Sunny - 65 F


AB 41
R 8
H 14
RBI 8
BB 2
SO 7
LOB 18



Batter	1	2	3	4	5	6	7	8	9	AB	R	H	RBI	BB	SO	LOB	BOTTOM								
3 Reed Johnson, R (1, 7) 67 John-Ford Griffin, L (6, 7) OBP: 0.316, SLG: 0.789 OBP: 0.281, SLG: 0.450	E6		HR			L4		SF9		3	1	2	2	0	0	0									
17 Lyle Overbay, L (1, 3) 43 Kevin Barker, L (8, 3) OBP: 0.323, SLG: 0.407 OBP: 0.273, SLG: 0.350	L7		10 1B G6-3			F7		F9		4	1	1	0	0	0	2									
10 Vernon Wells, R (1, 8) 64 David Smith, R (4, PH) (5, 7) (6, 8)	F7		G6-3 1B			G6-3		K2-3		2	0	1	0	0	0	1									
Frank Thomas, R (1, 10) Chad Mottola, R (7, PH) OBP: 0.385, SLG: 0.200 OBP: 0.235, SLG: 0.313 (8, 10)	G4-3		G6-3			L4		F9		3	0	0	1	0	0	2									
25 Troy Glaus, R (1, 5) 4 Ryan Roberts, R (5, 5) OBP: 0.273, SLG: 0.400 OBP: 0.550, SLG: 0.500	K		G6-3			15 1B		P4		2	0	0	0	0	1	1									
15 Alex Rios, R (1, 9) 62 Mike Vento, R (6, 9) OBP: 0.345, SLG: 0.500 OBP: 0.250, SLG: 0.222	BB		2 3 FC5-4 BB			9 1B G6-3		59 CS 1B		1	1	1	0	2	0	0									
9 Gregg Zaun, S (1, 2) 59 Curtis Thigpen, R (8, 2) OBP: 0.333, SLG: 0.222 OBP: 0.095, SLG: 0.238	P6		2 E G4-3 1B			G6-3		K		3	1	1	0	0	3										
2 Aaron Hill, R (1, 4) Jason Smith, L (7, 4) OBP: 0.346, SLG: 0.480 OBP: 0.517, SLG: 0.960	K		FC5 G4-3 3 2B			K		G4-3 67 SF9 BB		3	1	0	0	1	0	0									
Royce Clayton, R (1, 6) 1 Ray Olmedo, S (7, 6) OBP: 0.185, SLG: 0.192 ERA: 1.17			K			B5-3		G4-3		3	0	0	1	0	1	1									
Inning Stats	R: 0 E: 1 K: 0 S: 4	H: 0 LOB: 1 BB: 0 P: 4	R: 0 E: 0 K: 2 S: 7	H: 0 LOB: 1 BB: 1 P: 12	R: 2 E: 0 K: 1 S: 8	H: 3 LOB: 1 BB: 0 P: 8	R: 3 E: 1 K: 0 S: 6	H: 2 LOB: 1 BB: 1 P: 10	R: 0 E: 0 K: 1 S: 5	H: 0 LOB: 0 BB: 0 P: 5	R: 0 E: 0 K: 1 S: 5	H: 0 LOB: 1 BB: 0 P: 5	R: 0 E: 0 K: 1 S: 5	H: 1 LOB: 1 BB: 0 P: 5	R: 1 E: 0 K: 0 S: 4	H: 0 LOB: 0 BB: 1 P: 9	1B: 6 2B: 2 3B: 0 HR: 1	SF: 1 SAC: 0 DP: 2 HBP: 0	WP: 0 PB: 1 SB: 1 CS: 1	PA: 38					
PITCHER	IP	WLS	BF	H	R	ER	SO	BB	IBB	HBP	BLK	WP	HR	S	P	ERA	WHIP								
38 Jeremy Bonderman, R (1, 1) 60 Preston Larrison, R (5, 1) ERA: 7.2	4.0		21	5	5	4	3	2	0	0	0	0	0	25	34	9.00	1.750								
54 Joel Zumaya, R (7, 1) ERA:	1.0	W	3	0	0	0	1	0	0	0	0	0	0	5	5	0.00	0.000								
59 Todd Jones, R (8, 1) ERA:	1.0	H	3	1	0	0	1	0	0	0	0	0	0	5	5	0.00	1.000								
44 Bobby Seay, L (9, 1) ERA: 1.17	1.0	S	4	0	1	0	0	1	0	0	0	0	0	4	9	0.00	1.000								

Detroit Tigers @ Toronto Blue Jays
Knology Park, Dunedin, FL
Sat Mar 17 2007, 1:05 PM EDT
Att: 5,510 - Sunny - 65 F

AB 34
R 6
H 8
RBI 5
BB 3
SO 6
LOB 15



Batter	1	2	3	4	5	6	7	8	9	AB	R	H	RBI	BB	SO	LOB	TOP																
3 Reed Johnson, R OBP: 0.364, SLG: 0.810	HBP			P3		G3-1 15 1B		BB		2	1	1	1	0	0	0	Toronto Blue Jays @ Houston Astros Osceola County Stadium, Kissimmee, FL Sun Mar 18 2007, 1:05 PM EDT Att: 3,986 - Sunny - 65 F																
Chad Mottola, R OBP: 0.278, SLG: 0.313										0	0	0	0	1	0	0																	
Jason Smith, L OBP: 0.469, SLG: 0.857				K		G3-1		F8		3	0	0	1	0	2	2																	
4 Ryan Roberts, R OBP: 0.524, SLG: 0.471				K						1	0	0	0	0	0	1																	
15 Alex Rios, R OBP: 0.344, SLG: 0.483				G6-3		G6-3				3	0	1	1	0	0	1																	
67 John Ford Griffin, L OBP: 0.250, SLG: 0.429										1	0	0	0	0	0	0																	
43 Kevin Barker, L OBP: 0.240, SLG: 0.304										3	0	0	0	0	2	1																	
63 Erik Kratz, R OBP: 0.200, SLG: 0.250										1	0	0	0	0	1	0																	
Jason Phillips, R OBP: 0.250, SLG: 0.231				G3		G1-4-3		G4-3		3	0	0	0	0	0	0																	
59 Curtis Thigpen, R OBP: 0.091, SLG: 0.227										1	0	0	0	0	0	0																	
6 John McDonald, R OBP: 0.296, SLG: 0.250				G1-3		G6-3		K		3	0	0	0	0	1	0																	
Ryan Klosterman, R										0	0	0	0	0	0	0																	
57 Jeff Duncan, L OBP: 0.391, SLG: 0.591				G6-3						1	0	0	0	0	0	0																	
62 Mike Vento, R OBP: 0.273, SLG: 0.211										1	1	0	0	0	0	0																	
1 Ray Olmedo, S				G3-1						2	1	0	0	1	0	0																	
34 A.J. Burnett, R										1	0	0	0	0	1	0																	
44 Casey Janssen, R										1	0	0	0	0	1	2																	
83 Carlo Cota, R										1	0	0	0	0	0	1																	
56 Brian Tallet, L										0	0	0	0	0	0	0																	
Inning Stats	R: 0 E: 0 K: 1 S: 4	H: 0 LOB: 0 BB: 0 P: 5	R: 0 E: 0 K: 1 S: 5	H: 0 LOB: 0 BB: 0 P: 5	R: 0 E: 0 K: 1 S: 5	H: 0 LOB: 0 BB: 0 P: 5	R: 0 E: 0 K: 1 S: 5	H: 0 LOB: 0 BB: 0 P: 5	R: 0 E: 0 K: 0 S: 3	H: 0 LOB: 0 BB: 0 P: 3	R: 3 E: 0 K: 2 S: 9	H: 2 LOB: 1 BB: 1 P: 14	R: 0 E: 0 K: 1 S: 5	H: 0 LOB: 0 BB: 0 P: 5	R: 0 E: 0 K: 0 S: 3	H: 0 LOB: 1 BB: 0 P: 7	R: 0 E: 0 K: 1 S: 5	H: 0 LOB: 0 BB: 0 P: 5	1B: 1 2B: 1 3B: 0 HR: 0	SF: 0 SAC: 0 DP: 1 HBP: 2	WP: 0 PB: 0 SB: 0 CS: 0	PA: 32											
PITCHER	IP WLS BF H R ER SO BB IBB HBP BLK WP HR S P ERA WHIP																																
44 Roy Oswalt, R ERA: 4.3	5.2	W	20	1	3	3	5	1	0	2	0	0	0	27	33	4.76	0.353																
Dan Wheeler, R ERA: 4.15	0.1	H	2	1	0	0	1	0	0	0	0	0	0	4	4	0.00	3.000																
Ezequiel Astacio, R ERA: 8.53	1.0	H	3	0	0	0	1	0	0	0	0	0	0	5	5	0.00	0.000																
48 Scott Sauerbeck, L ERA: 1.8	1.0	S	3	0	0	0	1	0	0	0	0	0	0	3	7	0.00	1.000																
59 Miguel Asencio, R	1.0	S	3	0	0	0	1	0	0	0	0	0	0	5	5	0.00	0.000																

AB	28
R	3
H	2
RBI	3
BB	2
SO	8
LOB	7



Batter	1	2	3	4	5	6	7	8	9	AB	R	H	RBI	BB	SO	LOB	BOTTOM																
Craig Biggio, R OBP: 0.375, SLG: 0.483	G6-3		G5-4-3							2	0	0	0	1	0	2	Toronto Blue Jays @ Houston Astros Osceola County Stadium, Kissimmee, FL Sun Mar 18 2007, 1:05 PM EDT Att: 3,986 - Sunny - 65 F																
4 Eric Bruntlett, R OBP: 0.275, SLG: 0.182										1	0	0	0	0	1	0																	
28 Adam Everett, R OBP: 0.233, SLG: 0.259	G5-3			G6-3		FC6-4 17 BB		G3-1		3	0	0	1	0	0	2																	
67 Brooks Conrad, S OBP: 0.313, SLG: 0.500										1	1	0	0	0	0	0																	
17 Lance Berkman, S OBP: 0.389, SLG: 0.516	G6-3			G5-3						2	0	0	0	1	0	0																	
65 Hunter Pence, R OBP: 0.667, SLG: 1.111										1	0	1	0	0	0	0																	
45 Carlos Lee, R OBP: 0.469, SLG: 0.667										2	0	1	2	1	1	0																	
16 Jason Lane, R OBP: 0.310, SLG: 0.564										1	0	0	0	0	0	1																	
Morgan Ensberg, R OBP: 0.421, SLG: 0.676	F7			F8						3	0	0	0	0	1	3																	
Mike Lamb, L OBP: 0.385, SLG: 0.400										1	0	0	0	0	0	1																	
Luke Scott, L OBP: 0.368, SLG: 0.588	F8									3	1	1	0	0	1	0																	
Charlton Jimerson, R OBP: 0.381, SLG: 0.389										1	0	0	0	0	1	1																	
2 Chris Burke, R OBP: 0.234, SLG: 0.279				F8						2	1	1	0	0	0	0																	
Richard Hidalgo, R OBP: 0.194, SLG: 0.182										1	0	0	0	0	0	0																	
Brad Ausmus, R OBP: 0.391, SLG: 0.476										3	1	2	1	0	1	0																	
44 Roy Oswalt, R ERA: 4.35	4.1	L	19	4	4	4	2	3	0	0	0	0	0	20	32	8.31	1.615																
44 Casey Janssen, R ERA: 1.17	2.2		10	1	0	0	5	1	0	0	0	0	0	19	23	0.00	0.750																
56 Brian Tallet, L ERA: 9.0	1.0		4	1	0	0	1	0	0	0	0	0	0	6	6	0.00	1.000																
Inning Stats	R: 0 E: 0 K: 0 S: 3	H: 0 LOB: 0 BB: 0 P: 3	R: 0 E: 0 K: 1 S: 5	H: 0 LOB: 0 BB: 0 P: 5	R: 0 E: 0 K: 0 S: 3	H: 1 LOB: 1 BB: 1 P: 7	R: 0 E: 0 K: 0 S: 3	H: 0 LOB: 1 BB: 1 P: 7	R: 4 E: 0 K: 2 S: 11	H: 4 LOB: 2 BB: 2 P: 19	R: 0 E: 0 K: 2 S: 7	H: 0 LOB: 0 BB: 0 P: 7	R: 0 E: 0 K: 1 S: 6	H: 1 LOB: 1 BB: 0 P: 6	R: 0 E: 0 K: 1 S: 6	H: 0 LOB: 0 BB: 0 P: 6	1B: 4 2B: 1 3B: 1 HR: 0	SF: 0 SAC: 0 DP: 1 HBP: 0	WP: 0 PB: 0 SB: 1 CS: 0	PA: 33													
PITCHER	IP WLS BF H R ER SO BB IBB HBP BLK WP HR S P ERA WHIP																																

AB	29
R	4
H	6
RBI	4
BB	4
SO	8
LOB	12



Batter	1	2	3	4	5	6	7	8	9	AB	R	H	RBI	BB	SO	LOB	TOP				
18 Johnny Damon, L (1, 10) OBP: 0.400, SLG: 0.344 12 Andy Phillips, R (8, PH) OBP: 0.273, SLG: 0.273	4-0 BB		0-0 1B		0-0 F7			0-0 1B		2	0	1	0	1	0	1					
28 Melky Cabrera, S (1, 8) OBP: 0.188, SLG: 0.191 27 Kevin Thompson, R (6, 8) OBP: 0.367, SLG: 0.556	0-0 G4-3		0-0 FC1-6			0-0 L9		1-3 K		3	0	0	0	0	0	2					
24 Robinson Cano, L (1, 4) OBP: 0.356, SLG: 0.533 92 Jose Tabata, R (6, PR) OBP: 0.529, SLG: 0.643	0-0 L9			0-0 2B		0-0 2B		0-3 K		3	1	2	0	0	0	1					
13 Alex Rodriguez, R (1, 5) OBP: 0.419, SLG: 0.405 90 Angel Chavez, R (6, 5) OBP: 0.150, SLG: 0.105	0-0 P3			0-0 1B		0-0 G6-3		0-0 G5-3		3	0	1	0	0	0	2					
11 Doug Mientkiewicz, L (1, 3) OBP: 0.285, SLG: 0.115 Kevin Howard, L (9, PR)		0-0 G3		0-0 G4-6-3		4-0 BB		0-0 2B		3	0	1	0	1	0	1					
Todd Pratt, R (1, 2) OBP: 0.143, SLG: 0.143 26 Wil Nieves, R (6, 2) OBP: 0.200, SLG: 0.200	0-3 K		0-0 P4		0-0 G4-3			0-0 L5		3	0	0	0	0	1	2					
75 Bronson Sardinha, L (1, 9) OBP: 0.394, SLG: 0.424 64 Kevin Reese, L (9, PH) OBP: 0.290, SLG: 0.414	0-3 K				0-0 F7			0-0 G3-1		3	0	0	0	0	1	0					
93 Chris Basak, R (1, 6) OBP: 0.433, SLG: 0.690			0-0 G5-3		0-0 E4			0-0 F8		4	0	0	0	0	0	2					
Miguel Cairo, R (1, 7) OBP: 0.412, SLG: 0.296			0-0 P6		0-0 G6-3			0-0 G1-3		3	0	0	0	0	0	1					
Inning Stats	R: 0 E: 0 K: 0 S: 3	H: 0 LOB: 1 BB: 1 P: 7	R: 0 E: 0 K: 2 S: 7	H: 0 LOB: 0 BB: 0 P: 7	R: 0 E: 0 K: 0 S: 4	H: 1 LOB: 1 BB: 0 P: 4	R: 1 E: 0 K: 0 S: 4	H: 2 LOB: 0 BB: 0 P: 4	R: 0 E: 1 K: 0 S: 4	H: 0 LOB: 2 BB: 0 P: 4	R: 0 E: 0 K: 0 S: 4	H: 0 LOB: 0 BB: 0 P: 3	R: 0 E: 0 K: 2 S: 8	H: 1 LOB: 1 BB: 0 P: 9	R: 0 E: 0 K: 0 S: 4	H: 1 LOB: 2 BB: 0 P: 4	1B: 3 2B: 3 3B: 0 HR: 0	SF: 0 SAC: 0 DP: 1 HBP: 0	WP: 1 PB: 0 SB: 0 CS: 0	PA: 35	
PITCHER	IP WLS BF H R ER SO	IP WLS BF H R ER SO	IP WLS BF H R ER SO	IP WLS BF H R ER SO	IP WLS BF H R ER SO	IP WLS BF H R ER SO	IP WLS BF H R ER SO	IP WLS BF H R ER SO	IP WLS BF H R ER SO	IP WLS BF H R ER SO	IP WLS BF H R ER SO	IP WLS BF H R ER SO	IP WLS BF H R ER SO	IP WLS BF H R ER SO	IP WLS BF H R ER SO	IP WLS BF H R ER SO	ERA WHIP	ERA WHIP			
Tomo Ohka, R (1, 1) ERA: 3.21	5.0 W 19 3 1 1 2	4.0 S 16 3 0 0 2																			
31 Victor Zambrano, R (6, 1) ERA: 0.93																					

New York Yankees @ Toronto Blue Jays
Knology Park, Dunedin, FL
Mon Mar 19 2007, 1:05 PM EDT
Att: 5,510 - Sunny - 72 F

AB	33
R	1
H	6
RBI	0
BB	2
SO	4
LOB	17



Batter	1	2	3	4	5	6	7	8	9	AB	R	H	RBI	BB	SO	LOB	BOTTOM				
3 Reed Johnson, R (1, 7) OBP: 0.400, SLG: 0.833 80 Justin Singleton, L (5, PR) OBP: 0.241, SLG: 0.222	0-0 F9		0-0 1B		0-0 2B			0-0 G3		3	0	2	0	0	0	0					
17 Lyle Overbay, L (1, 3) OBP: 0.324, SLG: 0.400 Jason Phillips, R (6, 3) OBP: 0.241, SLG: 0.222	0-0 G5-3		0-0 F7		0-0 1B			0-0 P3		3	1	1	2	0	0	1					
10 Vernon Wells, R (1, 8) OBP: 0.394, SLG: 0.774 57 Jeff Duncan, L (5, PR) OBP: 0.375, SLG: 0.565	0-3 K		0-0 P3		0-0 1B			0-0 G4-3		3	0	1	0	0	1	1					
Frank Thomas, R (1, 10) OBP: 0.375, SLG: 0.167 62 Mike Vento, R (7, PH) OBP: 0.291, SLG: 0.200		0-0 G6-3		0-3 K		4-0 2B		0-3 K		2	1	0	0	1	1	1					
25 Troy Glaus, R (1, 5) OBP: 0.292, SLG: 0.455 Jason Smith, L (5, 5) OBP: 0.471, SLG: 0.833		0-0 2B			0-0 F7			0-3 K		2	1	1	0	0	0	0					
15 Alex Rios, R (1, 9) OBP: 0.343, SLG: 0.500 Aaron Mathews, R (6, 9)		0-0 2B			0-0 G5-3			0-0 K		2	1	1	0	0	0	0					
9 Gregg Zaun, S (1, 2) OBP: 0.333 16 Rob Cosby, R (8, 3) OBP: 0.313, SLG: 0.375		0-0 P6			0-0 G3-1			0-0 G4-3		3	1	1	3	0	0	2					
2 Aaron Hill, R (1, 4) OBP: 0.379, SLG: 0.519 6 John McDonald, R (6, 4) OBP: 0.286, SLG: 0.240		0-0 2B				0-0 HR		0-3 K		2	0	1	2	1	0	0					
Royce Clayton, R (1, 6) OBP: 0.200, SLG: 0.207 1 Ray Olmedo, S (6, 6)		0-0 F9				0-0 K		0-3 K		3	1	1	0	0	1	3					
Inning Stats	R: 0 E: 0 K: 1 S: 5	H: 3 LOB: 1 BB: 0 P: 6	R: 2 E: 0 K: 0 S: 6	H: 3 LOB: 0 BB: 0 P: 6	R: 0 E: 1 K: 1 S: 6	H: 1 LOB: 1 BB: 0 P: 6	R: 0 E: 0 K: 0 S: 3	H: 0 LOB: 0 BB: 0 P: 3	R: 7 E: 0 K: 1 S: 11	H: 6 LOB: 2 BB: 2 P: 19	R: 0 E: 0 K: 0 S: 3	H: 0 LOB: 0 BB: 0 P: 3	R: 0 E: 0 K: 2 S: 7	H: 0 LOB: 0 BB: 0 P: 7	R: 0 E: 0 K: 2 S: 7	H: 0 LOB: 0 BB: 0 P: 7	1B: 5 2B: 4 3B: 0 HR: 1	SF: 0 SAC: 0 DP: 0 HBP: 0	WP: 1 PB: 0 SB: 0 CS: 0	PA: 36	
PITCHER	IP WLS BF H R ER SO	IP WLS BF H R ER SO	IP WLS BF H R ER SO	IP WLS BF H R ER SO	IP WLS BF H R ER SO	IP WLS BF H R ER SO	IP WLS BF H R ER SO	IP WLS BF H R ER SO	IP WLS BF H R ER SO	IP WLS BF H R ER SO	IP WLS BF H R ER SO	IP WLS BF H R ER SO	IP WLS BF H R ER SO	IP WLS BF H R ER SO	IP WLS BF H R ER SO	IP WLS BF H R ER SO	ERA WHIP	ERA WHIP			
58 Jeff Karstens, R (1, 1) ERA: 2.7	0.1 L 6 4 5 5 0																				
56 Chris Britton, R (5, 1) ERA: 13.5																					
3B T.J. Beam, R (5, 1) ERA:																					
Scott Proctor, R (6, 1) ERA:																					
33 Brian Bruney, R (7, 1) ERA:																					

New York Yankees @ Toronto Blue Jays
Knology Park, Dunedin, FL
Mon Mar 19 2007, 1:05 PM EDT
Att: 5,510 - Sunny - 72 F

AB	34
R	9
H	10
RBI	9
BB	2
SO	7
LOB	10



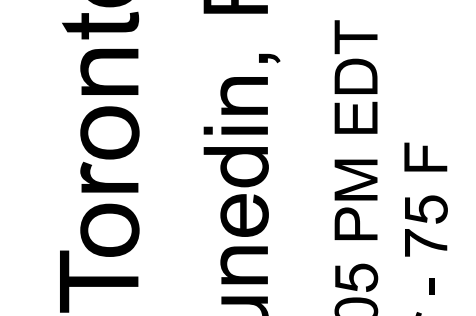
Batter	1	2	3	4	5	6	7	8	9	AB	R	H	RBI	BB	SO	LOB	TOP										
9 Michael Bourn, L OBP: 0.388, SLG: 0.477										3	0	1	1	2	2	1	Philadelphia Phillies @ Toronto Blue Jays Knology Park, Dunedin, FL Wed Mar 21 2007, 7:05 PM EDT Att. 4,902 - Clear - 75 F										
8 Shane Victorino, S OBP: 0.448, SLG: 0.574										5	1	1	2	0	1	5											
11 Jimmy Rollins, S OBP: 0.479, SLG: 0.368 Abraham Nunez, S OBP: 0.367, SLG: 0.282										4	2	3	0	0	0	0											
26 Chase Utley, L OBP: 0.429, SLG: 0.659 73 Brent Abernathy, R OBP: 0.324, SLG: 0.523										4	2	2	3	0	1	2											
Wes Helms, R OBP: 0.354, SLG: 0.556 78 Brennan King, R OBP: 0.371, SLG: 0.469										4	1	2	2	0	2	0											
Karim Garcia, L OBP: 0.333, SLG: 0.372										5	2	2	1	0	1	1											
Aaron Rowand, R OBP: 0.207, SLG: 0.291										5	0	1	1	0	1	1											
60 Ronald Calloway, L OBP: 0.417, SLG: 0.696										5	1	3	0	0	1	0											
62 Dusty Wathan, R OBP: 0.286, SLG: 0.231										4	0	0	0	0	0	3											
Inning Stats	R: 2 E: 0 K: 1 S: 8	H: 3 LOB: 1 BB: 0 P: 8	R: 0 E: 0 K: 1 S: 5	H: 0 LOB: 0 BB: 0 P: 5	R: 0 E: 0 K: 0 S: 4	H: 2 LOB: 1 BB: 0 P: 4	R: 1 E: 0 K: 1 S: 7	H: 2 LOB: 3 BB: 1 P: 12	R: 2 E: 0 K: 1 S: 7	H: 2 LOB: 0 BB: 0 P: 7	R: 1 E: 0 K: 2 S: 8	H: 1 LOB: 0 BB: 0 P: 8	R: 0 E: 0 K: 2 S: 7	H: 0 LOB: 1 BB: 1 P: 11	R: 2 E: 0 K: 0 S: 7	H: 4 LOB: 2 BB: 0 P: 7	1B: 11 2B: 1 3B: 1 HR: 3	SF: 0 SAC: 0 DP: 0 HBP: 1	WP: 0 PB: 0 SB: 1 CS: 0	PA: 45							
PITCHER	IP	WLS	BF	H	R	ER	SO	BB	IBB	HBP	BLK	WP	HR	S	P	ERA	WHIP										
7 Josh Towers, R ERA: 4.61	4.2		24	9	5	5	4	1	0	1	0	0	1	30	35	9.64	2.143										
49 Jeremy Accardo, R ERA: 6.75	1.1	L	6	2	2	2	1	0	0	0	0	0	1	8	8	13.50	1.500										
37 Scott Downs, L ERA: 3.86	1.0		4	1	1	1	2	0	0	0	0	0	1	8	8	9.00	1.000										
60 Brian Wolfe, R ERA:	1.0		4	0	0	0	2	1	0	0	0	0	0	7	11	0.00	1.000										
66 Blaine Neal, R ERA: 4.5	1.0		7	4	2	2	0	0	0	0	0	0	0	7	7	18.00	4.000										

Batter	1	2	3	4	5	6	7	8	9	AB	R	H	RBI	BB	SO	LOB	BOTTOM										
3 Reed Johnson, R OBP: 0.393, SLG: 0.778 Eric Nielsen, R ERA:										3	0	1	0	0	0	1	Philadelphia Phillies @ Toronto Blue Jays Knology Park, Dunedin, FL Wed Mar 21 2007, 7:05 PM EDT Att. 4,902 - Clear - 75 F										
17 Lyle Overbay, L OBP: 0.324, SLG: 0.375 Jason Phillips, R OBP: 0.258, SLG: 0.214 63 John Schneider, R ERA:										2	1	0	0	1	0	1											
10 Vernon Wells, R OBP: 0.389, SLG: 0.727 57 Jeff Duncan, L OBP: 0.346, SLG: 0.520										2	1	0	0	1	0	2											
Frank Thomas, R OBP: 0.421, SLG: 0.533 80 Justin Singleton, L ERA:										3	2	2	3	0	0	0											
25 Troy Glaus, R OBP: 0.296, SLG: 0.560 4 Ryan Roberts, R OBP: 0.522, SLG: 0.526										3	1	1	2	0	1	0											
15 Alex Rios, R OBP: 0.395, SLG: 0.571 73 Cory Patton, L OBP: 0.500, SLG: 1.500										3	1	3	0	0	0	0											
9 Gregg Zaun, S OBP: 0.375, SLG: 0.344 13 Sal Fasano, R OBP: 0.118, SLG: 0.125										2	0	1	0	1	0	1											
2 Aaron Hill, R OBP: 0.375, SLG: 0.500 16 Rob Cosby, R OBP: 0.294, SLG: 0.353										3	0	1	0	0	0	3											
Jason Smith, L OBP: 0.444, SLG: 0.806 6 John McDonald, R OBP: 0.300, SLG: 0.231										1	0	0	1	0	0	3											
Inning Stats	R: 3 E: 1 K: 0 S: 8	H: 5 LOB: 3 BB: 1 P: 12	R: 2 E: 0 K: 0 S: 4	H: 2 LOB: 0 BB: 1 P: 8	R: 1 E: 0 K: 0 S: 4	H: 1 LOB: 1 BB: 1 P: 8	R: 0 E: 0 K: 0 S: 3	H: 0 LOB: 0 BB: 0 P: 3	R: 0 E: 0 K: 1 S: 6	H: 1 LOB: 1 BB: 0 P: 6	R: 0 E: 0 K: 1 S: 6	H: 1 LOB: 1 BB: 0 P: 6	R: 0 E: 0 K: 0 S: 3	H: 0 LOB: 3 BB: 2 P: 12	R: 0 E: 0 K: 1 S: 6	H: 1 LOB: 1 BB: 0 P: 6	1B: 5 2B: 4 3B: 1 HR: 2	SF: 1 SAC: 0 DP: 2 HBP: 1	WP: 0 PB: 0 SB: 1 CS: 0	PA: 43							
PITCHER	IP	WLS	BF	H	R	ER	SO	BB	IBB	HBP	BLK	WP	HR	S	P	ERA	WHIP										
34 Freddy Garcia, R ERA: 11.42	1.0		9	5	3	3	0	1	0	0	0	0	1	11	19	9.00	1.667										
52 Fabio Castro, L ERA: 9.29	3.0		13	3	3	3	0	2	0	0	0	0	1	11	19	9.00	1.667										
55 Clay Condrey, R ERA: 4.82	2.0	W	7	1	0	0	2	0	0	0	0	0	0	11	12	0.00	0.500										
58 Eude Brito, L ERA:	1.0	H	4	1	0	0	1	0	0	0	0	0	0	6	6	0.00	1.000										
45 Tom Gordon, R ERA: 2.25	1.0	H	6	0	0	0	0	2	0	1	0	0	0	3	12	0.00	2.000										

AB 42
R 10
H 16
RBI 10
BB 2
SO 9
LOB 15



AB 36
R 6
H 11
RBI 6
BB 5
SO 4
LOB 19



Batter	1	2	3	4	5	6	7	8	9	AB	R	H	RBI	BB	SO	LOB	TOP			
76 Andrew McCutchen, R OBP: 0.340, SLG: 0.426										4	0	1	0	0	0	1	Pittsburgh Pirates @ Toronto Blue Jays Knology Park, Dunedin, FL Thu Mar 22 2007, 1:05 PM EDT Att: 3,095 - Sunny - 76 F			
2 Jack Wilson, R OBP: 0.432, SLG: 0.455										3	1	2	0	0	0	1				
77 Brian Bixler, R OBP: 0.429, SLG: 0.541										0	0	0	0	0	1	0				
68 Michael Ryan, L OBP: 0.413, SLG: 0.578										4	1	1	0	0	1	2				
35 Brad Eldred, R OBP: 0.400, SLG: 0.727										4	1	1	3	0	1	1				
Xavier Nady, R OBP: 0.333, SLG: 0.333										3	0	0	0	0	1	0				
13 Nate McLouth, L OBP: 0.333, SLG: 0.294										1	0	0	0	0	1	0				
41 Ryan Doumit, S OBP: 0.433, SLG: 0.375										3	0	0	0	0	0	0				
72 Einar Diaz, R OBP: 0.529, SLG: 0.533										1	0	0	0	0	0	0				
José Bautista, R OBP: 0.271, SLG: 0.311										3	0	1	0	0	1	0				
75 Neil Walker, S OBP: 0.419, SLG: 0.679										1	0	0	0	0	1	0				
51 Luis Matos, R OBP: 0.381, SLG: 0.514										2	0	0	0	1	0	1				
29 Don Kelly, L OBP: 0.389, SLG: 0.438										3	0	1	0	0	0	1				
Inning Stats	R: 0 E: 0 K: 0 S: 3	H: 1 LOB: 0 BB: 0 P: 4	R: 0 E: 0 K: 1 S: 5	H: 0 LOB: 0 BB: 0 P: 5	R: 0 E: 1 K: 0 S: 4	H: 1 LOB: 1 BB: 0 P: 4	R: 3 E: 0 K: 1 S: 9	H: 4 LOB: 1 BB: 0 P: 9	R: 0 E: 0 K: 0 S: 4	H: 0 LOB: 0 BB: 0 P: 3	R: 0 E: 0 K: 1 S: 4	H: 0 LOB: 1 BB: 1 P: 9	R: 0 E: 0 K: 1 S: 5	H: 0 LOB: 1 BB: 1 P: 9	R: 0 E: 0 K: 2 S: 7	H: 0 LOB: 0 BB: 0 P: 7	1B: 6 2B: 1 3B: 0 HR: 1	SF: 0 SAC: 0 DP: 1 HBP: 0	WP: 0 PB: 0 SB: 0 CS: 1	PA: 34
PITCHER	IP WLS BF H R ER SO BB IBB HBP BLK WP HR S P ERA WHIP																			
32 Roy Halladay, R ERA: 2.4	(1, 1) 6.0 24 7 3 3 2 0 0 0 0 0 0 1 28 29 4.50 1.167																			
Francisco Del Rosario, R ERA: 4.5	(7, 1) 1.0 W 3 0 0 0 1 1 0 0 0 0 0 0 4 9 0.00 1.000																			
54 Jason Frasor, R ERA: 4.05	(8, 1) 1.0 H 4 0 0 0 1 1 0 0 0 0 0 0 5 9 0.00 1.000																			
28 Shaun Marcum, R ERA: 5.73	(9, 1) 1.0 S 3 0 0 0 2 0 0 0 0 0 0 0 7 7 0.00 0.000																			

Batter	1	2	3	4	5	6	7	8	9	AB	R	H	RBI	BB	SO	LOB	BOTTOM			
3 Reed Johnson, R OBP: 0.387, SLG: 0.733										3	0	1	0	0	0	1	Pittsburgh Pirates @ Toronto Blue Jays Knology Park, Dunedin, FL Thu Mar 22 2007, 1:05 PM EDT Att: 3,095 - Sunny - 76 F			
Eric Nielsen, R OBP: 0.500, SLG: 0.333										1	1	1	1	0	0	0				
17 Lyle Overbay, L OBP: 0.308, SLG: 0.353										2	0	0	0	0	1	2				
24 Matt Stairs, L OBP: 0.478, SLG: 0.524										1	0	1	0	1	0	0				
63 John Schneider, R (7, PR)										0	0	0	0	0	0	0				
10 Vernon Wells, R OBP: 0.385, SLG: 0.686										2	0	0	0	1	1	4				
57 Jeff Duncan, L OBP: 0.370, SLG: 0.538										1	0	1	1	0	0	0				
Frank Thomas, R OBP: 0.409, SLG: 0.667										3	1	1	1	0	0	1				
73 Cory Patton, L OBP: 0.333, SLG: 1.000										1	0	0	0	0	1	2				
15 Alex Rios, R OBP: 0.390, SLG: 0.579										3	1	1	0	0	0	0				
80 Justin Singleton, L (7, 9)										1	0	0	0	0	0	0				
2 Aaron Hill, R OBP: 0.353, SLG: 0.469										2	0	0	0	0	0	1				
Jason Smith, L OBP: 0.421, SLG: 0.758										2	0	0	0	0	1	0				
Royce Clayton, R OBP: 0.166, SLG: 0.200										1	0	0	1	0	1	0				
4 Ryan Roberts, R OBP: 0.480, SLG: 0.476										2	0	0	0	0	0	0				
Jason Phillips, R OBP: 0.242, SLG: 0.200										2	0	0	0	0	1	0				
13 Sal Fasano, R OBP: 0.167, SLG: 0.176										1	1	1	0	0	0	0				
6 John McDonald, R OBP: 0.364, SLG: 0.286										2	1	2	0	1	0	0				
16 Rob Cosby, R OBP: 0.294, SLG: 0.353										0	0	0	0	0	0	0				
Inning Stats	R: 0 E: 0 K: 0 S: 3	H: 0 LOB: 1 BB: 1 P: 7	R: 0 E: 0 K: 1 S: 5	H: 0 LOB: 0 BB: 0 P: 5	R: 0 E: 3 K: 3 S: 10	H: 1 LOB: 2 BB: 1 P: 14	R: 2 E: 0 K: 0 S: 5	H: 2 LOB: 0 BB: 0 P: 5	R: 0 E: 0 K: 0 S: 3	H: 0 LOB: 0 BB: 1 P: 7	R: 0 E: 0 K: 1 S: 5	H: 0 LOB: 0 BB: 0 P: 5	R: 3 E: 0 K: 1 S: 9	H: 5 LOB: 2 BB: 0 P: 10	R: 0 E: 0 K: 0 S: 3	H: 0 LOB: 0 BB: 0 P: 3	1B: 7 2B: 1 3B: 0 HR: 1	SF: 1 SAC: 0 DP: 1 HBP: 0	WP: 1 PB: 0 SB: 0 CS: 0	PA: 34
PITCHER	IP WLS BF H R ER SO BB IBB HBP BLK WP HR S P ERA WHIP																			
Tony Armas, R ERA: 3.86	(1, 1) 5.0 21 4 2 2 4 0 0 0 0 0 0 5 5 0.00 0.000																			
52 Masumi Kuwata, R ERA: 5.4	(6, 1) 1.0 H 3 0 0 0 1 0 0 0 0 0 0 5 5 0.00 0.000																			
39 Marty McLeary, R ERA: 6.3	(7, 1) 1.0 L 7 5 3 3 1 0 0 0 0 0 1 0 9 10 27.00 5.000																			
37 John Wasdin, R ERA: 1.29	(8, 1) 1.0 3 0 0 0 0 0 0 0 0 0 0 3 3 0.00 0.000																			

Batter	1	2	3	4	5	6	7	8	9	AB	R	H	RBI	BB	SO	LOB	TOP					
6 John McDonald, R OBP: 0.342, SLG: 0.250	F7	FC5-4						G4-3		4	0	0	0	1	1	3						
2 Aaron Hill, R OBP: 0.351, SLG: 0.457 Manny Mayerson, R	17 1B 24 SF9		F8			K			G4-3 63 SF8	3	1	1	0	0	1	1						
17 Lyle Overbay, L OBP: 0.310, SLG: 0.351 Chip Cannon, L OBP: 0.500, SLG: 0.333			F8			G1-3				3	0	1	0	0	0	1						
24 Matt Stairs, L OBP: 0.500, SLG: 0.545 Brad Hassey, R	SF9								G4-3	1	0	1	1	1	0	0						
Jason Phillips, R OBP: 0.243, SLG: 0.182 63 John Schneider, R	K								SF8	3	0	0	0	1	3	3						
Jason Smith, L OBP: 0.419, SLG: 0.757									K	4	2	2	1	0	1	1						
57 Jeff Duncan, L OBP: 0.323, SLG: 0.467										4	0	0	1	0	1	4						
Aaron Mathews, R OBP: 0.429, SLG: 0.333										4	0	2	1	0	1	0						
Eric Nielsen, R OBP: 0.429, SLG: 0.400 64 David Smith, R	SF7									2	0	1	1	0	0	0						
Inning Stats	R: 1 E: 0 K: 1 S: 7	H: 2 LOB: 1 BB: 0 P: 7	R: 1 E: 0 K: 0 S: 5	H: 2 LOB: 1 BB: 0 P: 5	R: 0 E: 0 K: 1 S: 5	H: 0 LOB: 1 BB: 1 P: 9	R: 0 E: 0 K: 2 S: 7	H: 0 LOB: 0 BB: 0 P: 7	R: 0 E: 0 K: 1 S: 5	H: 0 LOB: 1 BB: 1 P: 9	R: 2 E: 0 K: 2 S: 11	H: 4 LOB: 2 BB: 0 P: 11	R: 1 E: 0 K: 1 S: 6	H: 1 LOB: 2 BB: 2 P: 15	R: 0 E: 0 K: 0 S: 3	H: 0 LOB: 0 BB: 0 P: 3	R: 1 E: 0 K: 1 S: 5	H: 0 LOB: 1 BB: 2 P: 13	1B: 8 2B: 1 3B: 0 HR: 0	SF: 4 SAC: 0 DP: 0 HBP: 0	WP: 0 PB: 1 CS: 2	PA: 42
PITCHER	IP	WLS	BF	H	R	ER	SO	BB	IBB	HBP	BLK	WP	HR	S	P	ERA	WHIP					
Johan Santana, L ERA: 1.42	5.0		21	4	2	2	5	2	0	0	0	0	0	29	37	3.60	1.200					
J.D. Durbin, R ERA: 9.0	2.0	B	13	5	3	3	3	2	0	0	0	0	0	17	26	13.50	3.500					
Juan Rincon, R ERA: 1.13	2.0	L	8	0	1	1	1	2	0	0	0	0	0	8	16	4.50	1.000					

Toronto Blue Jays @ Minnesota Twins
Hammond Stadium, Fort Myers, FL
Fri Mar 23 2007, 1:05 PM EDT
Att: 7,638 - Partly Cloudy - 80 F

AB	32
R	6
H	9
RBI	6
BB	6
SO	9
LOB	17



Batter	1	2	3	4	5	6	7	8	9	AB	R	H	RBI	BB	SO	LOB	BOTTOM				
Luis Castillo, S OBP: 0.525, SLG: 0.541 61 Tommy Watkins, R OBP: 0.267, SLG: 0.217	F9	G4-3 55 BB		G4-6-3						3	0	0	0	1	0	1					
27 Jeff Cirillo, R OBP: 0.394, SLG: 0.296 Matt Moses, L										2	1	1	0	1	0	0					
55 Mike Redmond, R OBP: 0.241, SLG: 0.185 Brad King, R										2	1	1	0	0	0	2					
5 Michael Cuddyer, R OBP: 0.377, SLG: 0.700 23 Matthew LeCroy, R OBP: 0.341, SLG: 0.316										2	1	0	0	1	0	1					
33 Justin Morneau, L OBP: 0.370, SLG: 0.465 58 Glenn Williams, S OBP: 0.268, SLG: 0.297										3	1	1	2	0	0	0					
Torii Hunter, R OBP: 0.341, SLG: 0.605 Jason Tyner, L OBP: 0.289, SLG: 0.250										3	1	1	2	0	0	1					
24 Rondell White, R OBP: 0.325, SLG: 0.421 11 Josh Rabe, R OBP: 0.303, SLG: 0.344										3	0	1	1	0	0	0					
16 Jason Kubel, L OBP: 0.333, SLG: 0.395										4	0	1	0	0	0	0					
38 Luis Antonio Rodriguez, S OBP: 0.294, SLG: 0.426										4	0	1	0	0	2	2					
Inning Stats	R: 4 E: 0 K: 1 S: 10	H: 5 LOB: 2 BB: 1 P: 14	R: 0 E: 0 K: 0 S: 2	H: 0 LOB: 2 BB: 2 P: 10	R: 1 E: 0 K: 0 S: 4	H: 1 LOB: 0 BB: 0 P: 4	R: 0 E: 0 K: 0 S: 3	H: 1 LOB: 0 BB: 0 P: 3	R: 0 E: 0 K: 0 S: 3	H: 0 LOB: 0 BB: 0 P: 3	R: 0 E: 0 K: 0 S: 3	H: 0 LOB: 0 BB: 0 P: 3	R: 0 E: 0 K: 1 S: 5	H: 0 LOB: 2 BB: 2 P: 13	R: 0 E: 0 K: 1 S: 5	H: 0 LOB: 2 BB: 2 P: 13	1B: 6 2B: 0 3B: 0 HR: 1	SF: 0 SAC: 0 DP: 2 HBP: 0	WP: 1 PB: 0 SB: 0 CS: 0	PA: 39	
PITCHER	IP	WLS	BF	H	R	ER	SO	BB	IBB	HBP	BLK	WP	HR	S	P	ERA	WHIP				
39 Gustavo Chacin, L ERA: 5.93	5.0		23	7	5	5	1	3	0	0	0	0	0	3	3	0.00	0.000				
60 Brian Wolfe, R	1.0	H	3	0	0	0	0	0	0	0	0	0	0	3	3	0.00	0.000				
66 Blaine Neal, R ERA: 3.86	1.0	H	3	0	0	0	0	0	0	0	0	0	0	3	3	0.00	0.000				
64 Beau Kemp, R ERA: 10.38	2.0	W	10	0	0	0	2	4	0	0	0	1	0	10	26	0.00	2.000				

Toronto Blue Jays @ Minnesota Twins
Hammond Stadium, Fort Myers, FL
Fri Mar 23 2007, 1:05 PM EDT
Att: 7,638 - Partly Cloudy - 80 F

AB	32
R	5
H	7
RBI	5
BB	7
SO	3
LOB	11



Batter	1	2	3	4	5	6	7	8	9	10	AB	R	H	RBI	BB	SO	LOB	TOP				
3 Reed Johnson, R OBP: 0.400, SLG: 0.706 62 Mike Vento, R OBP: 0.250, SLG: 0.190											4	1	2	0	0	0	0					
17 Lyle Overbay, L OBP: 0.311, SLG: 0.350 Jason Phillips, R OBP: 0.237, SLG: 0.176											3	2	1	0	0	0	1					
10 Vernon Wells, R OBP: 0.419, SLG: 0.744 Aaron Matthews, R OBP: 0.375, SLG: 0.286											4	1	3	2	0	1	0					
Frank Thomas, R OBP: 0.400, SLG: 0.619 57 Jeff Duncan, L OBP: 0.313, SLG: 0.452											3	0	1	2	0	0	3					
16 Rob Cosby, R OBP: 0.278, SLG: 0.333											1	0	0	0	0	0	0					
25 Troy Glaus, R OBP: 0.325, SLG: 0.519 Jason Smith, L OBP: 0.409, SLG: 0.737											2	0	0	0	1	1	1					
24 Matt Stairs, L OBP: 0.448, SLG: 0.480 80 Justin Singleton, L											3	0	0	0	0	0	2					
9 Gregg Zaun, S OBP: 0.357, SLG: 0.324 13 Sal Fasano, R OBP: 0.158, SLG: 0.167											2	0	0	0	1	0	1					
2 Aaron Hill, R OBP: 0.325, SLG: 0.421 6 John McDonald, R OBP: 0.333, SLG: 0.242											3	0	0	0	0	0	3					
Royce Clayton, R OBP: 0.171, SLG: 0.182 4 Ryan Roberts, R OBP: 0.462, SLG: 0.455											3	0	0	0	0	0	0					
Inning Stats	R: 3 E: 1 K: 1 S: 8	H: 3 LOB: 2 BB: 1 P: 12	R: 1 E: 0 K: 0 S: 5	H: 2 LOB: 1 BB: 0 P: 5	R: 0 E: 0 K: 0 S: 3	H: 0 LOB: 1 BB: 1 P: 7	R: 0 E: 0 K: 0 S: 5	H: 2 LOB: 2 BB: 0 P: 5	R: 0 E: 0 K: 0 S: 3	H: 0 LOB: 0 BB: 0 P: 3	R: 0 E: 0 K: 2 S: 7	H: 0 LOB: 0 BB: 0 P: 7	R: 0 E: 0 K: 1 S: 5	H: 0 LOB: 0 BB: 0 P: 5	R: 0 E: 0 K: 1 S: 5	H: 0 LOB: 0 BB: 0 P: 5	R: 0 E: 0 K: 1 S: 5	H: 0 LOB: 0 BB: 0 P: 5	1B: 5 2B: 2 3B: 0 HR: 0	SF: 0 SAC: 0 DP: 0 HBP: 0	WP: 0 PB: 0 SB: 0 CS: 0	PA: 40
PITCHER	IP WLS BF H R ER SO BB IBB HBP BLK WP HR S P ERA WHIP	35 Mike Mussina, R ERA: 3.79	33 Brian Bruney, R ERA: 1.8	Kyle Farnsworth, R ERA: 2.57	42 Mariano Rivera, R ERA:	Colter Bean, R ERA: 2.16	PITCHER	IP WLS BF H R ER SO BB IBB HBP BLK WP HR S P ERA WHIP	81 Ben Kozlowski, L ERA: 13.5													

Toronto Blue Jays @ New York Yankees
Legends Field, Tampa, FL
Sat Mar 24 2007, 1:15 PM EDT
Att: 10,322 - Partly Cloudy - 81 F

AB 37
R 4
H 7
RBI 4
BB 2
SO 6
LOB 11



Batter	1	2	3	4	5	6	7	8	9	10	AB	R	H	RBI	BB	SO	LOB	BOTTOM		
18 Johnny Damon, L OBP: 0.353, SLG: 0.302 28 Melky Cabrera, S OBP: 0.246, SLG: 0.226											3	0	0	0	0	0	1			
2 Derek Jeter, R OBP: 0.389, SLG: 0.333 Alberto Gonzalez, R OBP: 0.333, SLG: 0.313											3	1	0	0	1	0	1			
Bobby Abreu, L OBP: 0.333, SLG: 0.633 Miguel Cairo, R OBP: 0.381, SLG: 0.314											3	1	2	0	0	0	1			
13 Alex Rodriguez, R OBP: 0.400, SLG: 0.523 93 Chris Basak, R OBP: 0.361, SLG: 0.571											3	1	1	2	0	1	2			
25 Jason Giambi, L OBP: 0.271, SLG: 0.405 Josh Phelps, R OBP: 0.484, SLG: 0.704											2	1	0	0	1	0	0			
55 Hideki Matsui, L OBP: 0.392, SLG: 0.510 64 Kevin Reese, L OBP: 0.316, SLG: 0.429											3	0	2	1	0	1	0			
24 Robinson Cano, L OBP: 0.382, SLG: 0.564 90 Angel Chavez, R OBP: 0.120, SLG: 0.083											3	0	1	1	0	1	1			
11 Doug Mientkiewicz, L OBP: 0.268, SLG: 0.125 12 Andy Phillips, R OBP: 0.297, SLG: 0.287											3	0	1	0	0	0	2			
26 Wil Nieves, R OBP: 0.125, SLG: 0.125 Todd Pratt, R OBP: 0.167, SLG: 0.116											2	0	0	0	0	1	1			
Inning Stats	R: 0 E: 0 K: 1 S: 6	H: 1 LOB: 1 BB: 0 P: 6	R: 0 E: 0 K: 2 S: 7	H: 0 LOB: 0 BB: 0 P: 7	R: 0 E: 0 K: 0 S: 3	H: 1 LOB: 0 BB: 0 P: 3	R: 2 E: 0 K: 0 S: 5	H: 3 LOB: 2 BB: 2 P: 13	R: 0 E: 0 K: 1 S: 5	H: 1 LOB: 1 BB: 0 P: 6	R: 0 E: 0 K: 2 S: 7	H: 0 LOB: 0 BB: 0 P: 7	R: 0 E: 0 K: 0 S: 4	H: 1 LOB: 1 BB: 0 P: 4	R: 0 E: 0 K: 0 S: 3	H: 0 LOB: 0 BB: 0 P: 3	1B: 7 2B: 0 3B: 1 HR: 1	SF: 0 SAC: 1 DP: 2 HBP: 0	WP: 0 PB: 0 SB: 0 CS: 0	PA: 39
PITCHER	IP WLS BF H R ER SO BB IBB HBP BLK WP HR S P ERA WHIP	31 Victor Zambrano, R ERA: 1.98	44 Casey Janssen, R ERA: 2.31	57 Jordan De Jong, R ERA:	40 Shawn Scobee, R ERA:	PITCHER	IP WLS BF H R ER SO BB IBB HBP BLK WP HR S P ERA WHIP													

Toronto Blue Jays @ New York Yankees
Legends Field, Tampa, FL
Sat Mar 24 2007, 1:15 PM EDT
Att: 10,322 - Partly Cloudy - 81 F

AB 36
R 4
H 9
RBI 4
BB 2
SO 7
LOB 11



Batter	1	2	3	4	5	6	7	8	9	AB	R	H	RBI	BB	SO	LOB	TOP					
15 Dewayne Wise, L (1, 9) OBP: 0.257, SLG: 0.273										4	0	1	0	0	0	6	Cincinnati Reds @ Toronto Blue Jays Knology Park, Dunedin, FL Sun Mar 25 2007, 1:05 PM EDT Att: 3,755 - Sunny - 78 F					
33 Josh Hamilton, L (1, 7) OBP: 0.470, SLG: 0.579										5	0	1	0	0	2	3						
12 Edwin Encarnación, R (1, 5) OBP: 0.353, SLG: 0.494 Joey Votto, L (6, 3)										3	0	1	1	0	1	2						
Adam Dunn, L (1, 10) OBP: 0.469, SLG: 0.705 83 Cody Strait, R (7, PH) (7, 10)										3	0	0	0	0	2	3						
Scott Hatteberg, L (1, 3) OBP: 0.349, SLG: 0.459 86 Drew Anderson, S (6, PR) (6, 4)										2	0	0	0	1	0	0						
Javier Valentin, S (1, 2) OBP: 0.300, SLG: 0.222 23 Chad Moeller, R (5, 2)										2	0	1	0	0	0	0						
46 Mark Bellhorn, S (1, 4) OBP: 0.400, SLG: 0.325										1	0	0	0	2	0	1						
71 Paul Janish, R (1, 6) OBP: 0.278, SLG: 0.294										3	0	0	0	0	0	2						
85 Drew Stubbs, R (1, 8) OBP: 0.500, SLG: 0.500										4	1	2	0	0	1	4						
Inning Stats	R: 0 E: 0 K: 1 S: 5	H: 0 LOB: 1 BB: 0 P: 7	R: 0 E: 0 K: 0 S: 3	H: 0 LOB: 1 BB: 0 P: 5	R: 0 E: 0 K: 0 S: 4	H: 2 LOB: 1 BB: 0 P: 5	R: 0 E: 0 K: 1 S: 6	H: 1 LOB: 1 BB: 0 P: 6	R: 1 E: 0 K: 2 S: 10	H: 3 LOB: 2 BB: 0 P: 10	R: 1 E: 1 K: 1 S: 6	H: 0 LOB: 2 BB: 2 P: 14	R: 0 E: 0 K: 2 S: 7	H: 0 LOB: 0 BB: 0 P: 7	R: 0 E: 1 K: 1 S: 6	H: 0 LOB: 3 BB: 1 P: 12		R: 0 E: 0 K: 3 S: 9	H: 0 LOB: 0 BB: 0 P: 9	1B: 5 2B: 0 3B: 1 HR: 0	SF: 0 SAC: 0 DP: 0 HBP: 3	WP: 0 PB: 0 SB: 1 CS: 0
PITCHER	IP WLS BF H R ER SO BB IBB HBP BLK WP HR S P ERA WHIP																					
Tomo Ohka, R (1, 1) ERA: 2.94	5.0		6	1	1	4	0	0	2	0	0	0	0	28	33	1.80	1.200					
Francisco Del Rosario, R (6, 1) ERA: 3.86	1.0	B	6	0	1	0	1	2	0	0	0	0	0	6	14	0.00	2.000					
37 Scott Downs, L (7, 1) ERA: 3.38	1.0		3	0	0	0	2	0	0	0	0	0	0	7	7	0.00	0.000					
54 Jason Frasor, R (8, 1) ERA: 3.52	1.0	W	6	0	0	0	1	1	0	1	0	0	0	6	12	0.00	1.000					
49 Jeremy Accardo, R (9, 1) ERA: 5.97	1.0	S	3	0	0	0	3	0	0	0	0	0	0	9	9	0.00	0.000					

Batter	1	2	3	4	5	6	7	8	9	AB	R	H	RBI	BB	SO	LOB	BOTTOM					
Royce Clayton, R (1, 6) OBP: 0.184, SLG: 0.194										3	1	1	0	0	0	3	Cincinnati Reds @ Toronto Blue Jays Knology Park, Dunedin, FL Sun Mar 25 2007, 1:05 PM EDT Att: 3,755 - Sunny - 78 F					
4 Ryan Roberts, R (8, 6) OBP: 0.481, SLG: 0.522										3	0	2	2	0	1	0						
3 Read Johnson, R (1, 7) OBP: 0.421, SLG: 0.703										3	0	0	0	0	1	1						
73 Cory Patton, L (8, 7) OBP: 0.250, SLG: 0.750										1	0	0	0	0	0	0						
17 Lyle Overbay, L (1, 3) OBP: 0.419, SLG: 0.326 Jason Phillips, R (8, 3)										3	0	0	0	0	1	1						
10 Vernon Wells, R (1, 8) OBP: 0.413, SLG: 0.714 57 Jeff Duncan, L (8, 8) OBP: 0.333, SLG: 0.469										3	0	1	0	0	0	1						
Frank Thomas, R (1, 10) OBP: 0.357, SLG: 0.542 Anthony Hatch, L (8, PH) (9, 10)										1	0	0	0	0	1	2						
25 Troy Glaus, R (1, 5) OBP: 0.273, SLG: 0.467 16 Rob Cosby, R (8, 5) OBP: 0.278, SLG: 0.333										3	0	0	0	0	2	0						
24 Matt Stairs, L (1, 9) OBP: 0.419, SLG: 0.444 Aaron Mathews, R (6, 9) OBP: 0.444, SLG: 0.375										2	0	0	0	0	2	0						
9 Gregg Zaun, S (1, 2) OBP: 0.364, SLG: 0.361 13 Sal Fasano, R (7, 2) OBP: 0.150, SLG: 0.158										2	0	1	0	0	0	0						
2 Aaron Hill, R (1, 4) OBP: 0.357, SLG: 0.421 Manny Mayorga, R (8, 4)										0	1	0	0	2	0	0						
Inning Stats	R: 1 E: 0 K: 1 S: 6	H: 2 LOB: 0 BB: 0 P: 7	R: 0 E: 0 K: 2 S: 7	H: 0 LOB: 0 BB: 0 P: 7	R: 1 E: 0 K: 0 S: 3	H: 1 LOB: 1 BB: 1 P: 7	R: 0 E: 0 K: 0 S: 3	H: 1 LOB: 0 BB: 0 P: 3	R: 0 E: 0 K: 1 S: 6	H: 1 LOB: 2 BB: 1 P: 10	R: 0 E: 0 K: 1 S: 5	H: 0 LOB: 0 BB: 0 P: 5	R: 0 E: 0 K: 1 S: 6	H: 1 LOB: 1 BB: 0 P: 6	R: 1 E: 1 K: 2 S: 10	H: 2 LOB: 2 BB: 0 P: 10	R: 0 E: 0 K: 3 S: 9	H: 0 LOB: 0 BB: 0 P: 9	1B: 6 2B: 2 3B: 0 HR: 0	SF: 0 SAC: 0 DP: 2 HBP: 0	WP: 0 PB: 0 SB: 1 CS: 0	PA: 32
PITCHER	IP WLS BF H R ER SO BB IBB HBP BLK WP HR S P ERA WHIP																					
31 Matt Belisle, R (1, 1) ERA: 2.08	4.0		14	4	2	2	3	1	0	0	0	0	0	0	19	24	4.50	1.250				
25 David Weathers, R (5, 1) ERA: 2.57	1.0		5	1	0	0	1	1	0	0	0	0	0	6	10	0.00	2.000					
35 Kirk Saarloos, R (6, 1) ERA: 5.02	3.0	L	13	3	1	0	4	0	0	0	0	0	0	21	21	0.00	1.000					

AB	34
R	2
H	6
RBI	1
BB	3
SO	11
LOB	22



AB	30
R	3
H	8
RBI	2
BB	2
SO	8
LOB	10



Batter	1	2	3	4	5	6	7	8	9	10	AB	R	H	RBI	BB	SO	LOB	TOP	
57 Jeff Duncan, L OBP: 0.405, SLG: 0.500 16 Rob Cosby, R OBP: 0.316, SLG: 0.333 (10, PH)	4-0 BB G4-6-3		0-0 1B		0-0 1B			4-0 BB 1B		4-0 BB	2	0	2	1	2	0	0		
6 John McDonald, R OBP: 0.341, SLG: 0.263 (7, 5)	0-0 G4-6-3		0-0 G5-3		0-0 P4			0-0 BB 1B		0-0 1B	5	0	2	0	0	0	4		
Jason Smith, L OBP: 0.367, SLG: 0.651 (7, 6)	0-0 G4-3			0-3 K		0-3 K		1-3 K		0-3 K	5	0	0	0	0	4	3		
15 Alex Rios, R OBP: 0.364, SLG: 0.537 Aaron Mathews, R OBP: 0.400, SLG: 0.333 (10, 8)		0-0 F8		0-3 K		0-0 P5				0-3 K	3	0	0	0	0	1	0		
Jason Phillips, R OBP: 0.214, SLG: 0.158 63 Erik Kratz, R OBP: 0.167, SLG: 0.200 (8, 2)		0-3 K		0-0 G5-3		0-0 G6-3				0-0 F7	3	0	0	0	0	1	0		
Chip Cannon, L OBP: 0.500, SLG: 0.200 (1, 3)	0-0 G3				4-0 BB G4-6-3			0-0 F7		4-0 BB	2	1	0	0	2	0	0		
4 Ryan Roberts, R OBP: 0.452, SLG: 0.481 (7, 4)			0-0 G5-3		0-0 1B G4-6-3			0-0 P4		0-0 P4	4	1	1	0	0	0	1		
64 David Smith, R Eric Nielsen, R OBP: 0.333, SLG: 0.286 (10, 9)			0-0 E6		0-0 FC1			0-0 L4		0-0 G6-3	2	0	0	0	0	0	2		
7 Josh Towers, R OBP: 0.200, SLG: 0.200 28 Shaun Marcum, R (7, 1) 56 Brian Tallet, L (9, 1) Ryan Klosterman, R (10, PH) 57 Jordan De Jong, R (10, 1)			0-0 FC3-6		0-0 G4-6-3			0-3 K		0-0 G6-3	2	0	0	0	0	0	3		
Inning Stats	R: 0 E: 0 K: 0 S: 2	H: 0 LOB: 0 BB: 1 P: 6	R: 0 E: 0 K: 1 S: 5	H: 0 LOB: 0 BB: 0 P: 5	R: 0 E: 1 K: 0 S: 5	H: 1 LOB: 2 BB: 0 P: 7	R: 0 E: 0 K: 2 S: 7	H: 0 LOB: 0 BB: 0 P: 5	R: 0 E: 0 K: 0 S: 3	H: 0 LOB: 0 BB: 0 P: 3	R: 0 E: 0 K: 2 S: 7	H: 1 LOB: 1 BB: 1 P: 12	R: 0 E: 0 K: 1 S: 5	H: 0 LOB: 1 BB: 1 P: 9	R: 0 E: 0 K: 1 S: 6	H: 1 LOB: 2 BB: 1 P: 10	1B: 5 2B: 0 3B: 0 HR: 0	SF: 0 SAC: 0 DP: 2 HBP: 0	WP: 0 PA: 39 PB: 0 SB: 1 CS: 0
PITCHER	IP 6.0	WLS 23	BF 3	H 2	R 0	ER 0	SO 4	BB 2	IBB 0	HBP 0	BLK 0	WP 0	HR 0	S 29	P 37	ERA 0.00	WHIP 0.833		

Toronto Blue Jays @ Pittsburgh Pirates
 McKechnie Field, Bradenton, FL
 Mon Mar 26 2007, 1:05 PM EDT
 Att: 5,390 - Sunny - 78 F

AB 34
 R 2
 H 5
 RBI 1
 BB 5
 SO 8
 LOB 13



Batter	1	2	3	4	5	6	7	8	9	10	AB	R	H	RBI	BB	SO	LOB	BOTTOM			
6 Chris Duffy, L OBP: 0.200, SLG: 0.233 51 Luis Matos, R OBP: 0.350, SLG: 0.455 (6, 8)	0-0 F9		0-0 G3-1		0-3 K			0-0 F7		0-0 P3	3	0	0	0	0	1	0				
2 Jack Wilson, R OBP: 0.435, SLG: 0.439 Jose Hernández, R OBP: 0.303, SLG: 0.424 (7, 6)	4-0 BB 26 1B		0-0 F9			0-0 G5-3		0-3 K		0-0 L8	2	0	0	0	1	0	0				
26 Ronny Paulino, R OBP: 0.512, SLG: 0.614 41 Ryan Doumit, S OBP: 0.429, SLG: 0.464 (7, 2)	0-0 1B			0-0 G6-3 E 1B		0-0 F9				0-0 HR	3	1	2	0	0	0	0				
25 Adam LaRoche, L OBP: 0.408, SLG: 0.476 35 Brad Eldred, R OBP: 0.387, SLG: 0.691 (7, 3)	0-3 K			0-3 K		0-0 2B				0-0 F7	3	0	1	0	0	2	3				
Jason Bay, R OBP: 0.370, SLG: 0.333 52 Masumi Kuwata, R ERA: 4.05 54 Jonah Bayliss, R ERA: 1.8 36 Juan Pablo Perez, R (9, 1) 72 Einar Diaz, R OBP: 0.302, SLG: 0.471 74 Vic Butler, R OBP: 0.142, SLG: 0.194 83 Michael Tejera, L (10, 1)	0-3 K			0-0 G6-3		0-0 P6				4-0 BB 13 G3 1B	3	0	0	0	0	1	4				
Xavier Nady, R OBP: 0.303, SLG: 0.281 Jose Castillo, R OBP: 0.319, SLG: 0.370 (8, 5)		0-0 G5-3		0-0 E7		0-3 K				0-0 13 G3 1B	3	0	0	0	0	1	0				
José Bautista, R OBP: 0.259, SLG: 0.278 13 Nate McLouth, L OBP: 0.326, SLG: 0.293 (8, 9)		0-0 F9		0-0 F8		0-0 G4-3				0-0 G3	3	0	0	0	0	1	2				
29 Don Kelly, L OBP: 0.328, SLG: 0.377 Luis Ordaz, R OBP: 0.500, SLG: 0.333 (8, 4)		0-0 F7			0-0 L4			0-0 F8		0-0 G6-3	3	0	0	0	0	0	0				
28 Paul Maholm, L 68 Michael Ryan, L OBP: 0.418, SLG: 0.547 (7, 7)			0-3 K		0-0 G6-3			0-0 F8		4-0 BB 41 HBP	2	0	0	0	0	1	0				
Inning Stats	R: 0 E: 0 K: 2 S: 8	H: 1 LOB: 2 BB: 1 P: 12	R: 0 E: 0 K: 0 S: 3	H: 0 LOB: 0 BB: 0 P: 3	R: 0 E: 0 K: 1 S: 5	H: 0 LOB: 0 BB: 0 P: 5	R: 1 E: 1 K: 1 S: 7	H: 1 LOB: 1 BB: 0 P: 7	R: 0 E: 0 K: 1 S: 5	H: 0 LOB: 0 BB: 0 P: 5	R: 0 E: 0 K: 1 S: 4	H: 0 LOB: 1 BB: 0 P: 4	R: 0 E: 0 K: 1 S: 5	H: 0 LOB: 0 BB: 0 P: 5	R: 1 E: 0 K: 0 S: 5	H: 2 LOB: 3 BB: 1 P: 9	R: 0 E: 0 K: 0 S: 3	H: 0 LOB: 2 BB: 1 P: 8	1B: 3 2B: 1 3B: 0 HR: 1	SF: 0 SAC: 0 DP: 0 HBP: 1	WP: 0 PA: 40 PB: 0 SB: 0 CS: 0
PITCHER	IP 6.0	WLS 23	BF 3	H 1	R 0	ER 0	SO 5	BB 1	IBB 0	HBP 0	BLK 0	WP 0	HR 0	S 32	P 36	ERA 0.00	WHIP 0.667				
7 Josh Towers, R ERA: 3.2 28 Shaun Marcum, R ERA: 4.85 56 Brian Tallet, L ERA: 9.0 57 Jordan De Jong, R ERA:	2.0	H	6	0	0	2	0	0	0	0	0	0	0	10	10	0.00	0.000				
	1.0	B	6	2	1	1	0	1	0	0	0	0	1	5	9	9.00	3.000				
	1.0		5	0	0	0	0	1	0	1	0	0	0	3	8	0.00	1.000				

Toronto Blue Jays @ Pittsburgh Pirates
 McKechnie Field, Bradenton, FL
 Mon Mar 26 2007, 1:05 PM EDT
 Att: 5,390 - Sunny - 78 F

AB 36
 R 2
 H 5
 RBI 1
 BB 3
 SO 7
 LOB 17



Batter	1	2	3	4	5	6	7	8	9	AB	R	H	RBI	BB	SO	LOB	TOP																			
13 Carl Crawford, L (1,7) 61 Dustin Mohr, R (6,7) (7,8)	G1-3		P5			F9		G5-3		3	0	0	0	0	0	2																				
18 Ben Zobrist, S (1,6) Brendan Harris, R (7,6)	G4-3			G4-3		FC6-4		F9		3	0	0	0	0	0	1																				
Ty Wigginton, R (1,4) 3 Jorge Velandia, R (7,5)	G6-3			G5-3						3	0	1	0	0	0	0																				
3 Jorge Cantu, R (1,10) 14 Greg Norton, S (8,PH) (8,10)		F9		G5-3						3	0	0	0	0	0	1																				
Delmon Young, R (1,9) Sergio Pedrosa, L (7,9)		P3								3	1	1	0	0	0	0																				
1 Akinori Iwamura, L (1,5) Jason St. Clair, R (7,4)		G6-3								3	0	1	0	0	0	0																				
35 Elijah Dukes, R (1,8) Patrick Breen, L (7,7)										3	0	1	0	0	0	1																				
23 Carlos Pena, L (1,3)										4	0	0	0	0	0	5																				
32 Shawn Riggans, R (1,2)										3	0	2	0	0	1	1																				
Inning Stats	R: 0 E: 0 K: 0 S: 3	H: 0 LOB: 0 BB: 0 P: 3	R: 0 E: 0 K: 0 S: 3	H: 0 LOB: 0 BB: 0 P: 3	R: 0 E: 0 K: 1 S: 6	H: 1 LOB: 1 BB: 0 P: 7	R: 0 E: 0 K: 0 S: 3	H: 0 LOB: 0 BB: 0 P: 3	R: 0 E: 0 K: 0 S: 4	H: 1 LOB: 1 BB: 0 P: 4	R: 1 E: 1 K: 0 S: 6	H: 3 LOB: 2 BB: 0 P: 6	R: 0 E: 0 K: 0 S: 4	H: 1 LOB: 2 BB: 1 P: 8	R: 0 E: 1 K: 0 S: 3	H: 0 LOB: 1 BB: 1 P: 7	1B: 5 2B: 2 3B: 0 HR: 0	SF: 0 SAC: 0 DP: 2 HBP: 0	WP: 0 PB: 0 CS: 1	PA: 35																
PITCHER	IP	WLS	BF	H	R	ER	SO	BB	IBB	HBP	BLK	WP	HR	S	P	ERA	WHIP	PITCHER		IP	WLS	BF	H	R	ER	SO	BB	IBB	HBP	BLK	WP	HR	S	P	ERA	WHIP
51 Geremi Gonzalez, R (1,1) ERA: 3.0	3.0		10	1	0	0	1	0	0	0	0	0	0	12	13	0.00	0.333	60 Brian Wolfe, R (8,1) ERA: 1.0		1.0		5	1	0	0	0	1	0	0	0	0	0	4	8	0.00	2.000
Francisco Del Rosario, R (4,1) ERA: 3.38	1.0		3	0	0	0	0	0	0	0	0	0	0	3	3	0.00	0.000	64 Beau Kemp, R (9,1) ERA: 8.44		1.0		4	0	0	0	0	1	0	0	0	0	0	3	7	0.00	1.000
37 Scott Downs, L (5,1) ERA: 3.0	1.0		3	0	0	0	0	0	0	0	0	0	0	3	3	0.00	0.000																			
54 Jason Frasor, R (6,1) ERA: 3.12	1.0		4	1	0	0	0	0	0	0	0	0	0	4	4	0.00	1.000																			
44 Casey Janssen, R (7,1) ERA: 2.15	1.0	L	6	3	1	0	0	0	0	0	0	0	0	6	6	0.00	3.000																			

Tampa Bay Devil Rays @ Toronto Blue Jays
 Knology Park, Dunedin, FL
 Tue Mar 27 2007, 1:05 PM EDT
 Att. 3,004 - Overcast - 76 F

AB	33
R	1
H	6
RBI	0
BB	2
SO	1
LOB	17



Batter	1	2	3	4	5	6	7	8	9	AB	R	H	RBI	BB	SO	LOB	BOTTOM																			
3 Reed Johnson, R (1,7) 73 Cory Patton, L (7,7)	G6-3									3	0	2	0	0	0	0																				
17 Lyle Overbay, L (1,3) Josh Kreuzer, R (9,3)										3	0	0	0	1	2	3																				
10 Vernon Wells, R (1,8) Dustin Majewski, L (9,8)										4	0	0	0	0	0	4																				
Frank Thomas, R (1,10) 67 John Ford Griffin, L (6,PR) (7,10)										3	0	2	0	0	0	1																				
25 Troy Glaus, R (1,5) Jason Smith, L (7,5)										3	0	0	0	0	1	2																				
15 Alex Rios, R (1,9) 24 Matt Stairs, L (7,9)										3	0	0	0	0	2																					
2 Aaron Hill, R (1,4) Ryan Klotzerman, R (7,4)										3	0	1	0	0	0	1																				
Royce Clayton, R (1,6) Mike MacDonald, R (8,6)										3	0	0	0	0	1	2																				
13 Sal Fasano, R (1,2)										3	0	1	0	0	1	0																				
Inning Stats	R: 0 E: 0 K: 0 S: 3	H: 0 LOB: 1 BB: 1 P: 7	R: 0 E: 0 K: 0 S: 3	H: 0 LOB: 0 BB: 0 P: 3	R: 0 E: 0 K: 1 S: 7	H: 2 LOB: 2 BB: 0 P: 7	R: 0 E: 0 K: 1 S: 7	H: 2 LOB: 2 BB: 0 P: 7	R: 0 E: 1 K: 1 S: 6	H: 1 LOB: 1 BB: 0 P: 6	R: 0 E: 0 K: 1 S: 5	H: 0 LOB: 0 BB: 0 P: 5	R: 0 E: 0 K: 0 S: 3	H: 0 LOB: 0 BB: 0 P: 3	R: 0 E: 0 K: 1 S: 5	H: 1 LOB: 0 BB: 0 P: 5	1B: 6 2B: 1 3B: 0 HR: 0	SF: 0 SAC: 0 DP: 1 HBP: 0	WP: 0 PB: 0 CS: 0	PA: 34																
PITCHER	IP	WLS	BF	H	R	ER	SO	BB	IBB	HBP	BLK	WP	HR	S	P	ERA	WHIP	PITCHER		IP	WLS	BF	H	R	ER	SO	BB	IBB	HBP	BLK	WP	HR	S	P	ERA	WHIP
Casey Fossum, L (1,1) ERA: 0.71	5.0		21	5	0	0	3	1	0	0	0	0	0	6	6	0.00	1.000	Casey Fossum, L (1,1) ERA: 0.71		5.0		21	5	0	0	0	3	1	0	0	0	6	6	0.00	1.000	
26 Al Reyes, R (6,1) ERA: 2.0	1.0	W	4	1	0	0	1	0	0	0	0	0	0	6	6	0.00	1.000	26 Al Reyes, R (6,1) ERA: 2.0		1.0	W	4	1	0	0	1	0	0	0	0	6	6	0.00	1.000		
27 Scott Dohmann, R (7,1) ERA: 9.0	1.0	H	3	0	0	0	1	0	0	0	0	0	0	5	5	0.00	0.000	27 Scott Dohmann, R (7,1) ERA: 9.0		1.0	H	3	0	0	0	1	0	0	0	5	5	0.00	0.000			
54 Chad Orvela, R (8,1) ERA: 0.96	1.0	H	3	0	0	0	0	0	0	0	0	0	0	3	3	0.00	0.000	54 Chad Orvela, R (8,1) ERA: 0.96		1.0	H	3	0	0	0	0	0	0	0	3	3	0.00	0.000			
47 Gary Glover, R (9,1) ERA: 3.38	1.0	S	3	1	0	0	1	0	0	0	0	0	0	5	5	0.00	1.000	47 Gary Glover, R (9,1) ERA: 3.38		1.0	S	3	1	0	0	1	0	0	0	5	5	0.00	1.000			

Tampa Bay Devil Rays @ Toronto Blue Jays
 Knology Park, Dunedin, FL
 Tue Mar 27 2007, 1:05 PM EDT
 Att. 3,004 - Overcast - 76 F

AB	33
R	0
H	7
RBI	0
BB	1
SO	6
LOB	16



Batter	1	2	3	4	5	6	7	8	9	AB	R	H	RBI	BB	SO	LOB	TOP										
3 Reed Johnson, R OBP: 0.432, SLG: 0.674 62 Mike Vento, R OBP: 0.280, SLG: 0.227	0-0 10 S 15 BB G6-3 1B		0-3 K		0-0 P3		0-0 1B			3	1	1	0	0	1	0	Toronto Blue Jays @ Cleveland Indians Chain of Lakes Park, Winter Haven, FL Wed Mar 28 2007, 1:05 PM EDT Att: 3,995 - Sunny - 83 F										
17 Lyle Overbay, L OBP: 0.327, SLG: 0.304 Chip Cannon, L OBP: 0.444, SLG: 0.167	4-0 15 BB 10 S G6-3 1B BB		4-0 10 BB		4-0 BB		0-3 K			0	1	0	0	3	0	0											
10 Vernon Wells, R OBP: 0.377, SLG: 0.633 Wayne Lydon, S	0-3 K		0-0 1-2 1B		0-3 K			0-3 K		3	0	1	0	0	2	3											
15 Alex Rios, R OBP: 0.320, SLG: 0.468 64 David Smith, R	0-0 G6-3		0-0 F8		0-0 G1-3			0-3 K		3	0	0	1	0	0	4											
9 Gregg Zaun, S OBP: 0.362, SLG: 0.359 84 Brian Bormaster, R (8, PH)	0-0 3H 1B		0-0 G6-3		0-3 K			0-0 G5-3		3	0	1	1	0	1	2											
2 Aaron Hill, R OBP: 0.333, SLG: 0.386 4 Ryan Roberts, R OBP: 0.438, SLG: 0.464	0-0 F9			0-0 G5-3		0-3 K			0-0 F9	3	0	0	0	0	1	1											
Royce Clayton, R OBP: 0.159, SLG: 0.167 Manny Mayerson, R		0-3 K		0-0 E6		0-0 G3			1-0 63 BLK HBP	3	0	0	0	0	1	0											
Jason Phillips, R OBP: 0.200, SLG: 0.146 63 Erik Kratz, R OBP: 0.143, SLG: 0.167		0-0 P6		0-0 F7			0-3 K		0-3 K	3	0	0	0	0	1	1											
6 John McDonald, R OBP: 0.319, SLG: 0.244 Brad Hassey, R	0-0 F8		0-0 G5-3		0-0 F7			0-0 P6		3	0	0	0	0	0	1											
Inning Stats	R: 2 E: 0 K: 1 S: 7	H: 2 LOB: 1 BB: 1 P: 11	R: 0 E: 0 K: 1 S: 5	H: 0 LOB: 0 BB: 0 P: 5	R: 0 E: 0 K: 1 S: 6	H: 1 LOB: 2 BB: 1 P: 10	R: 0 E: 1 K: 0 S: 4	H: 0 LOB: 1 BB: 0 P: 4	R: 0 E: 0 K: 1 S: 5	H: 0 LOB: 0 BB: 0 P: 7	R: 0 E: 0 K: 2 S: 8	H: 1 LOB: 1 BB: 0 P: 8	R: 0 E: 0 K: 2 S: 7	H: 0 LOB: 0 BB: 0 P: 7	R: 0 E: 0 K: 1 S: 5	H: 0 LOB: 1 BB: 0 P: 6		1B: 4 2B: 0 3B: 0 HR: 0	SF: 0 SAC: 0 DP: 0 HBP: 1	WP: 0 PB: 0 SB: 2 CS: 0	PA: 36						
PITCHER	IP	WLS	BF	H	R	ER	SO	BB	IBB	HBP	BLK	WP	HR	S	P	ERA	WHIP										
CC Sabathia, L ERA: 3.98	(1, 1)	0.0	1	1	1	1	0	0	0	0	0	0	0	1	1	∞	∞										
40 Tom Mastny, R ERA: 1.8	(1, 1)	2.2	12	2	1	1	3	2	0	0	0	0	0	16	24	3.38	1.500										
46 Aaron Fultz, L ERA: 5.25	(3, 1)	1.1	5	0	0	0	0	0	0	0	0	0	0	5	5	0.00	0.000										
63 Rafael Betancourt, R ERA: 5.68	(5, 1)	2.0	7	0	0	0	3	1	0	0	0	0	0	12	16	0.00	0.500										
47 Joe Borowski, R ERA: 3.38	(7, 1)	1.0	4	1	0	0	2	0	0	0	0	0	0	8	8	0.00	1.000										
86 Bubbie Buzachero, R ERA:	(8, 1)	2.0	W	7	0	0	3	0	0	1	1	0	0	12	13	0.00	0.000										

AB 32
R 2
H 4
RBI 2
BB 3
SO 11
LOB 15



Batter	1	2	3	4	5	6	7	8	9	AB	R	H	RBI	BB	SO	LOB	BOTTOM										
24 Grady Sizemore, L OBP: 0.155, SLG: 0.273	0-0 F8		0-0 F8		0-0 CS 1B		0-0 G3			4	0	1	0	0	0	0	Toronto Blue Jays @ Cleveland Indians Chain of Lakes Park, Winter Haven, FL Wed Mar 28 2007, 1:05 PM EDT Att: 3,995 - Sunny - 83 F										
Jason Michaels, R OBP: 0.423, SLG: 0.578 Jonathan Van Every, L OBP: 0.333, SLG: 0.333	0-0 HR		0-0 48 BB 2B		4-0 1-2 BB			0-0 25 BB 48 BB G6-4-3 1B		2	2	2	1	1	0	0											
48 Travis Hafner, L OBP: 0.357, SLG: 0.298	0-0 G4-3		0-0 2H 1B		0-0 F8			4-0 1-2 25 BB G6-4-3 BB		3	0	1	1	1	0	1											
25 Ryan Garko, R OBP: 0.299, SLG: 0.400	0-0 1B		0-3 K		0-0 F9			0-0 G6-4-3		4	0	1	0	0	1	3											
Casey Blake, R OBP: 0.255, SLG: 0.490	0-0 G3			0-0 F8		0-0 G6-3		0-0 F8		4	0	0	0	0	0	2											
Trot Nixon, L OBP: 0.376, SLG: 0.267 80 Jose Constanza, L (8, FR)		0-0 29 CS 1B		0-0 G3		4-0 BB		0-0 23 BB 15 SH5-3 1B		3	0	2	0	1	0	0											
29 Josh Barfield, R OBP: 0.357, SLG: 0.327 Shin-Soo Choo, L OBP: 0.359, SLG: 0.333	0-3 K		0-0 1-2 1B		0-0 1B		0-0 P2		0-0 SH5-3	3	0	1	0	0	1	2											
10 Kelly Shoppach, R OBP: 0.278, SLG: 0.324 23 Mike Rose, S OBP: 0.333, SLG: 0.462	0-3 K		0-0 F8		0-0 15 CS 1B			0-0 F8		3	0	1	0	0	1	1											
15 Mike Rouse, L OBP: 0.420, SLG: 0.622			0-3 K		0-0 G2-3		0-3 K		0-0 3H 1B	4	0	1	1	0	2	1											
Inning Stats	R: 1 E: 0 K: 0 S: 5	H: 2 LOB: 1 BB: 0 P: 5	R: 0 E: 0 K: 2 S: 7	H: 1 LOB: 0 BB: 0 P: 7	R: 1 E: 0 K: 2 S: 9	H: 2 LOB: 1 BB: 0 P: 9	R: 0 E: 0 K: 0 S: 4	H: 1 LOB: 1 BB: 0 P: 4	R: 0 E: 0 K: 0 S: 3	H: 0 LOB: 1 BB: 1 P: 7	R: 0 E: 0 K: 1 S: 5	H: 1 LOB: 0 BB: 0 P: 5	R: 0 E: 0 K: 0 S: 3	H: 1 LOB: 1 BB: 1 P: 7	R: 0 E: 0 K: 0 S: 4	H: 2 LOB: 1 BB: 0 P: 4		1B: 9 2B: 2 3B: 0 HR: 1	SF: 0 SAC: 1 DP: 2 HBP: 0	WP: 0 PB: 0 SB: 0 CS: 3	PA: 36						
PITCHER	IP	WLS	BF	H	R	ER	SO	BB	IBB	HBP	BLK	WP	HR	S	P	ERA	WHIP										
39 Gustavo Chacin, L ERA: 5.3	(1, 1)	5.0	21	7	2	2	4	1	0	0	0	0	0	8	12	0.00	1.000										
49 Jeremy Accardo, R ERA: 4.65	(6, 1)	2.0	7	1	0	0	1	1	0	0	0	0	0	3	7	0.00	2.000										
Jamie Vermilyea, R ERA:	(8, 1)	1.0	4	1	0	0	0	1	0	0	0	0	0	4	4	13.50	3.000										
Lee Gronkiewicz, R ERA: 13.5	(9, 1)	0.2	L	4	2	1	1	0	0	0	0	0	0	4	4												

AB 32
R 3
H 11
RBI 3
BB 3
SO 5
LOB 12



Batter	1	2	3	4	5	6	7	8	9	AB	R	H	RBI	BB	SO	LOB	TOP										
Wayne Lydon, S 73 Cory Patton, L OBP: 0.333, SLG: 0.667	G4-3		G4-3		G4-3		L4		1B	4	0	0	0	0	0	1	Toronto Blue Jays @ Cleveland Indians Chain of Lakes Park, Winter Haven, FL Fri Mar 30 2007, 1:05 PM EDT Att: 3,750 - Sunny - 80 F										
Jason Smith, L Ryan Klosterman, R OBP: 0.167, SLG: 0.167	G3		G5-3		G3			F7	1B	4	0	1	0	0	0	0											
Jason Phillips, R Brian Jeroloman, L OBP: 1.000, SLG: 1.000	G3						F9	F9	1B	4	0	1	0	0	0	1											
Chip Cannon, L OBP: 0.333, SLG: 0.091	F8							K	K	4	0	0	0	1	3	4											
16 Rob Cosby, R 63 Erik Kratz, R OBP: 0.111, SLG: 0.125		E5							K	3	1	0	0	0	1	1											
4 Ryan Roberts, R OBP: 0.472, SLG: 0.484		G6-4-3								3	1	2	0	1	0	1											
6 John McDonald, R Brad Hassey, R OBP: 0.250, SLG: 0.250		G6-4-3			FC5			G6-3		3	0	1	0	0	0	1											
Aaron Mathews, R OBP: 0.429, SLG: 0.462		G6-4-3			G6-4-3					4	1	2	1	0	0	4											
57 Jeff Duncan, L Dustin Majewski, L OBP: 0.500, SLG: 0.500										3	0	0	0	0	1	2											
										1	1	1	1	0	0	0											
Inning Stats	R: 0 E: 0 K: 0 S: 5	H: 1 LOB: 1 BB: 0 P: 5	R: 1 E: 1 K: 1 S: 7	H: 2 LOB: 1 BB: 0 P: 7	R: 0 E: 0 K: 1 S: 6	H: 1 LOB: 1 BB: 0 P: 6	R: 0 E: 0 K: 1 S: 6	H: 1 LOB: 0 BB: 0 P: 6	R: 0 E: 0 K: 0 S: 3	H: 0 LOB: 0 BB: 1 P: 7	R: 0 E: 1 K: 0 S: 4	H: 1 LOB: 1 BB: 0 P: 4	R: 0 E: 0 K: 1 S: 5	H: 0 LOB: 0 BB: 0 P: 5	R: 5 E: 0 K: 2 S: 12	H: 5 LOB: 2 BB: 2 P: 21	1B: 10 2B: 1 3B: 0 HR: 0	SF: 0 SAC: 0 DP: 2 HBP: 0	WP: 1 PB: 0 SB: 0 CS: 0	PA: 41							
PITCHER	IP	WLS	BF	H	R	ER	SO	BB	IBB	HBP	BLK	WP	HR	S	P	ERA	WHIP										
37 Jake Westbrook, R ERA: 3.21	7.0		28	6	1	0	3	1	0	0	0	0	0	34	38	0.00	1.000										
Roberto Hernandez, R ERA: 2.7	1.0	H	3	0	0	0	1	0	0	0	0	0	0	5	5	0.00	0.000										
T.J. Burton, R ERA: 135.0	0.1	L	7	4	5	5	1	2	0	0	0	0	0	7	15	135.00	18.000										
Kyle Collins, R ERA:	0.2		3	1	0	0	1	0	0	0	0	1	0	5	6	0.00	1.500										

AB 38
R 6
H 11
RBI 5
BB 3
SO 6
LOB 17



Batter	1	2	3	4	5	6	7	8	9	AB	R	H	RBI	BB	SO	LOB	BOTTOM										
Jason Michaels, R Jonathan Van Every, L OBP: 0.250, SLG: 0.250	F8									3	0	0	0	0	1	1	Toronto Blue Jays @ Cleveland Indians Chain of Lakes Park, Winter Haven, FL Fri Mar 30 2007, 1:05 PM EDT Att: 3,750 - Sunny - 80 F										
29 Josh Barfield, R Brandon Pinckney, R OBP: 0.345, SLG: 0.345	P3		CS							3	1	1	0	0	1	0											
48 Travis Hafner, L OBP: 0.333, SLG: 0.275	G4-3									4	0	0	0	0	1	0											
25 Ryan Garko, R OBP: 0.306, SLG: 0.391										3	0	1	0	1	1	0											
2 Jhonny Peralta, R 64 Asdrubal Cabrera, S OBP: 0.290, SLG: 0.167										0	0	0	0	0	0	0											
15 Mike Rouse, L OBP: 0.404, SLG: 0.596										3	0	1	1	0	1	3											
23 Mike Rose, S OBP: 0.300, SLG: 0.414										3	0	0	0	0	1	3											
John Drennen, L OBP: 0.833, SLG: 1.000										2	0	1	0	1	1	0											
Jason Cooper, L OBP: 0.167, SLG: 0.167										2	0	0	0	1	0	2											
										2	0	1	0	1	0	2											
Inning Stats	R: 0 E: 0 K: 0 S: 3	H: 0 LOB: 0 BB: 0 P: 3	R: 0 E: 0 K: 0 S: 2	H: 0 LOB: 2 BB: 1 P: 7	R: 0 E: 0 K: 2 S: 7	H: 0 LOB: 0 BB: 1 P: 11	R: 2 E: 0 K: 1 S: 6	H: 2 LOB: 1 BB: 1 P: 12	R: 0 E: 0 K: 0 S: 2	H: 0 LOB: 0 BB: 1 P: 7	R: 0 E: 0 K: 1 S: 5	H: 0 LOB: 0 BB: 0 P: 5	R: 0 E: 0 K: 2 S: 8	H: 1 LOB: 1 BB: 0 P: 8	R: 0 E: 0 K: 1 S: 6	H: 1 LOB: 1 BB: 0 P: 6	R: 0 E: 0 K: 1 S: 5	H: 0 LOB: 0 BB: 0 P: 5	1B: 1 2B: 5 3B: 0 HR: 0	SF: 0 SAC: 1 DP: 2 HBP: 1	WP: 2 PB: 0 SB: 3 CS: 1	PA: 33					
PITCHER	IP	WLS	BF	H	R	ER	SO	BB	IBB	HBP	BLK	WP	HR	S	P	ERA	WHIP										
31 Victor Zambrano, R ERA: 2.29	6.0		21	2	2	2	4	4	0	0	0	0	0	8	8	0.00	1.000										
54 Jason Frasor, R ERA: 2.79	1.0		4	1	0	0	2	0	0	0	0	0	0	8	8	0.00	1.000										
33 Matt Roney, R ERA: 1.93	1.0	W	4	1	0	0	1	0	0	0	0	0	0	6	6	0.00	1.000										
Jesse Carlson, L ERA: 16.2	1.0		3	0	0	0	1	0	0	0	0	0	0	5	5	0.00	0.000										

AB 26
R 2
H 4
RBI 1
BB 4
SO 8
LOB 11



Batter	1	2	3	4	5	6	7	8	9	AB	R	H	RBI	BB	SO	LOB	TOP										
Tyrell Godwin, L OBP: 0.300, SLG: 0.444 Jeremiah Piepork, R OBP: 1.000, SLG: 2.000										3	0	1	0	0	1	2											
46 Mark Bellhorn, S OBP: 0.377, SLG: 0.302 Aaron Herr, R										3	0	0	0	0	2	1											
Joey Votto, L OBP: 0.459, SLG: 0.429 Michael Griffin, R										3	0	2	0	0	0	0											
Earl Snyder, R Craig Tatum, R										3	0	0	0	0	1	3											
16 Bubba Crosby, L OBP: 0.316, SLG: 0.412 80 Jeff Bannon, R OBP: 0.333, SLG: 0.667										2	0	0	0	0	0	2											
83 Jay Bruce, L OBP: 0.200, SLG: 0.267										4	0	0	0	0	2	1											
Jesse Gutierrez, R										3	0	0	0	0	0	0											
69 Dan Conway, R OBP: 0.667, SLG: 0.667 J.C. Boscan, R										2	0	1	0	0	0	0											
68 Anderson Machado, S OBP: 0.321, SLG: 0.273										2	0	0	0	1	0	0											
Inning Stats	R: 0 E: 0 K: 1 S: 7	H: 2 LOB: 2 BB: 0 P: 7	R: 0 E: 0 K: 0 S: 5	H: 1 LOB: 2 BB: 1 P: 9	R: 0 E: 0 K: 2 S: 7	H: 1 LOB: 0 BB: 0 P: 7	R: 0 E: 0 K: 1 S: 5	H: 0 LOB: 0 BB: 0 P: 5	R: 0 E: 0 K: 1 S: 5	H: 0 LOB: 0 BB: 0 P: 5	R: 0 E: 0 K: 1 S: 3	H: 0 LOB: 0 BB: 0 P: 3	R: 0 E: 0 K: 1 S: 5	H: 0 LOB: 0 BB: 0 P: 5	R: 0 E: 0 K: 1 S: 6	H: 1 LOB: 1 BB: 0 P: 6	R: 0 E: 0 K: 2 S: 8	H: 1 LOB: 1 BB: 0 P: 8	1B: 4 2B: 2 3B: 0 HR: 0	SF: 0 SAC: 0 DP: 0 HBP: 0	WP: 0 PB: 0 SB: 1 CS: 1	PA: 33					
PITCHER	IP	WLS	BF	H	R	ER	SO	BB	IBB	HBP	BLK	WP	HR	S	P	ERA	WHIP										
Josh Towers, R ERA: 2.45	6.0	W	22	4	0	0	5	1	0	0	0	0	0	32	36	0.00	0.833										
44 Casey Janssen, R ERA: 1.94	1.0	H	3	0	0	0	1	0	0	0	0	0	0	5	5	0.00	0.000										
28 Shaun Marcum, R ERA: 4.61	0.2	H	2	0	0	0	0	0	0	0	0	0	0	2	2	0.00	0.000										
37 Scott Downs, L ERA: 2.61	0.1	H	2	1	0	0	1	0	0	0	0	0	0	4	4	0.00	3.000										
52 B.J. Ryan, L ERA: 6.75	1.0	S	4	1	0	0	2	0	0	0	0	0	0	8	8	0.00	1.000										

Cincinnati Reds @ Toronto Blue Jays
Knology Park, Dunedin, FL
Sat Mar 31 2007, 1:05 PM EDT
Att: 2,314 - Sunny - 75 F

AB 32
R 0
H 6
RBI 0
BB 1
SO 9
LOB 10



Batter	1	2	3	4	5	6	7	8	9	AB	R	H	RBI	BB	SO	LOB	BOTTOM										
3 Reed Johnson, R OBP: 0.449, SLG: 0.750 73 Cory Patton, L OBP: 0.429, SLG: 0.714										2	0	1	0	0	0	2											
17 Lyle Overbay, L OBP: 0.317, SLG: 0.294 Matt Stairs, L OBP: 0.400, SLG: 0.419 Anthony Hatch, L OBP: 0.500, SLG: 0.500										2	0	0	0	0	1	3											
10 Vernon Wells, R OBP: 0.364, SLG: 0.608 Dustin Majewski, L OBP: 0.400, SLG: 0.400										2	0	0	0	0	0	1											
Frank Thomas, R OBP: 0.378, SLG: 0.500 67 John-Ford Griffin, L OBP: 0.289, SLG: 0.542										2	0	1	0	0	0	0											
25 Troy Glaus, R OBP: 0.220, SLG: 0.368 Jason Smith, L OBP: 0.345, SLG: 0.592										2	0	0	0	0	1	1											
15 Alex Rios, R OBP: 0.327, SLG: 0.462 43 Kevin Barker, L OBP: 0.231, SLG: 0.292										2	0	1	1	0	0	0											
9 Gregg Zaun, S OBP: 0.392, SLG: 0.381 Jason Phillips, R OBP: 0.196, SLG: 0.149										0	0	0	0	1	0	0											
2 Aaron Hill, R OBP: 0.340, SLG: 0.388 Ryan Kistnerman, R OBP: 0.286, SLG: 0.286										2	0	1	0	0	0	0											
Royce Clayton, R OBP: 0.143, SLG: 0.149 6 John McDonald, R OBP: 0.314, SLG: 0.244 Manny Mayerson, R										1	0	0	0	0	0	0											
Inning Stats	R: 0 E: 0 K: 1 S: 5	H: 1 LOB: 0 BB: 0 P: 5	R: 0 E: 0 K: 0 S: 3	H: 0 LOB: 0 BB: 0 P: 3	R: 0 E: 0 K: 1 S: 6	H: 1 LOB: 2 BB: 1 P: 10	R: 1 E: 0 K: 1 S: 7	H: 2 LOB: 1 BB: 0 P: 7	R: 0 E: 0 K: 1 S: 5	H: 0 LOB: 0 BB: 0 P: 5	R: 0 E: 0 K: 1 S: 5	H: 1 LOB: 0 BB: 0 P: 5	R: 0 E: 0 K: 2 S: 7	H: 0 LOB: 0 BB: 0 P: 7	R: 0 E: 0 K: 0 S: 4	H: 1 LOB: 0 BB: 0 P: 4	1B: 5 2B: 2 3B: 0 HR: 0	SF: 0 SAC: 0 DP: 2 HBP: 0	WP: 0 PB: 0 SB: 1 CS: 2	PA: 29							
PITCHER	IP	WLS	BF	H	R	ER	SO	BB	IBB	HBP	BLK	WP	HR	S	P	ERA	WHIP										
Bobby Livingston, L ERA: 1.02	3.0		11	2	0	0	2	1	0	0	0	0	0	14	18	0.00	1.000										
64 Tom Shearn, R ERA: 2.57	4.0	L	13	3	1	1	5	0	0	0	0	0	0	24	24	2.25	0.750										
74 Jason Kershner, L ERA: 3.0	1.0		3	1	0	0	0	0	0	0	0	0	0	4	4	0.00	1.000										

Cincinnati Reds @ Toronto Blue Jays
Knology Park, Dunedin, FL
Sat Mar 31 2007, 1:05 PM EDT
Att: 2,314 - Sunny - 75 F

AB 26
R 1
H 6
RBI 1
BB 1
SO 7
LOB 11



Batter	1	2	3	4	5	6	7	8	9	AB	R	H	RBI	BB	SO	LOB	TOP				
3 Reed Johnson, R OBP: 0.273, SLG: 0.200	G5-3		K				G6-3	17 2B 10 2B 1B	P3	6	1	2	1	0	1	2					
17 Lyle Overbay, L OBP: 0.690, SLG: 0.750	G1-3		10 FC6-4 1B				K	10 2B 1-3		4	1	2	0	1	1	0					
10 Vernon Wells, R OBP: 0.400, SLG: 0.444	1B		FC6-4				P4	25 S 2-H 3-H		5	0	2	2	0	0	3					
Frank Thomas, R OBP: 0.400, SLG: 0.333	G1-3						P6	15 2B 25 BB 2 HR 1B		5	2	2	0	0	0	2					
25 Troy Glaus, R OBP: 0.500, SLG: 0.375							K	15 WP 1B		4	1	2	0	1	1	1					
15 Alex Rios, R OBP: 0.300, SLG: 0.400	G6-3		2 FC5-4 1B				G6-4-3	9 1B 3B	F9	5	1	2	0	0	0	3					
2 Aaron Hill, R OBP: 0.333, SLG: 0.625	K		FC5-4				HR	9 BB 1B		5	1	2	2	0	1	5					
9 Gregg Zaun, S OBP: 0.300, SLG: 0.125	G3						G5-3	3B 1B		3	1	1	1	2	0	1					
6 John McDonald, R (9, PR)								3B 1B		0	0	0	0	0	0	0					
Royce Clayton, R OBP: 0.333, SLG: 0.200			K				G4-3	3 1B 3B	F7	3	0	0	0	0	1	1					
Jason Smith, L (8, PH)							G1-3	1-H 2-H 3-H		2	1	1	3	0	0	2					
Inning Stats	R: 0 E: 0 K: 0 S: 10	H: 1 LOB: 1 BB: 0 P: 16	R: 0 E: 0 K: 1 S: 10	H: 1 LOB: 1 BB: 0 P: 18	R: 0 E: 0 K: 2 S: 9	H: 1 LOB: 1 BB: 0 P: 15	R: 0 E: 0 K: 1 S: 8	H: 1 LOB: 1 BB: 0 P: 15	R: 2 E: 0 K: 0 S: 13	H: 2 LOB: 1 BB: 2 P: 27	R: 0 E: 0 K: 1 S: 7	H: 0 LOB: 0 BB: 0 P: 13	R: 7 E: 0 K: 0 S: 24	H: 8 LOB: 1 BB: 0 P: 43	R: 0 E: 0 K: 0 S: 11	H: 1 LOB: 2 BB: 1 P: 19	1B: 12 2B: 2 3B: 1 HR: 1	SF: 0 SAC: 0 DP: 1 HBP: 0	WP: 1 PB: 0 SB: 1 CS: 0	PA: 46	
PITCHER	IP	WLS	BF	H	R	ER	SO	BB	IBB	HBP	BLK	WP	HR	S	P	ERA	WHIP				
29 Nate Robertson, L ERA: 3.18	5.2	W	25	7	2	2	4	2	0	0	0	1	1	57	104	3.18	1.588				
Jason Grilli, R ERA: 27.0	1.2		11	5	5	5	1	1	0	0	0	0	0	22	40	27.00	3.600				
56 Fernando Rodney, R (8, 1) ERA: 21.6	0.2		5	3	2	2	0	0	0	0	0	0	0	11	22	27.00	4.500				
59 Todd Jones, R ERA:	1.0	S	5	1	0	0	0	1	0	0	0	0	0	11	19	0.00	2.000				

Toronto Blue Jays @ Detroit Tigers
Comerica Park, Detroit, MI
Wed Apr 04 2007, 1:05 PM EDT
Att: 24,881 - Cloudy - 43 F

AB 42
R 9
H 16
RBI 9
BB 4
SO 5
LOB 20



Batter	1	2	3	4	5	6	7	8	9	AB	R	H	RBI	BB	SO	LOB	BOTTOM				
28 Curtis Granderson, L OBP: 0.455, SLG: 1.000	P5		14 1B 1B				K			5	2	2	5	1	2	2					
14 Placido Polanco, R OBP: 0.600, SLG: 0.600	30 BB 1B		20 1B 1B				K2-3	F9		5	1	3	1	0	1	1					
3 Gary Sheffield, R OBP: 0.200, SLG: 0.143	F7		30 1B 1B				K	F7		4	1	1	0	1	1	3					
30 Magglio Ordonez, R (1, 9) OBP: 0.600, SLG: 0.333	SAFE SAFE BB		9 1B 1B	9 1B FC6-4 BB			G1-3			2	2	1	0	3	0	1					
9 Carlos Guillen, S OBP: 0.200, SLG: 0.200	F7		BB 28 HR 1B	FC6-4 1B 1-2 2-3 3-H			G3	G5-3		5	1	2	2	0	4						
Ivan Rodriguez, R OBP: 0.424, SLG: 0.444			28 HR 1B	FC6-4 1B 1-2 2-3			G5-3	FC4-6 1B		5	1	4	0	0	0	0					
Sean Casey, L OBP: 0.444, SLG: 0.167			BB	F8	F6		FC4-6 1-2			3	0	0	0	2	0	7					
Craig Monroe, R (1, 7)			K	28 HR BB	FC6-4 1-2 2-3 3-H		L9	F4		4	1	0	2	1	1	6					
15 Brandon Inge, R (1, 5)			K	K	K			F9		4	1	0	0	1	3	8					
Inning Stats	R: 0 E: 0 K: 0 S: 6	H: 0 LOB: 1 BB: 1 P: 14	R: 0 E: 0 K: 2 S: 8	H: 0 LOB: 1 BB: 1 P: 15	R: 8 E: 0 K: 2 S: 26	H: 6 LOB: 3 BB: 3 P: 46	R: 1 E: 0 K: 1 S: 14	H: 2 LOB: 2 BB: 1 P: 23	R: 0 E: 0 K: 0 S: 9	H: 1 LOB: 1 BB: 0 P: 12	R: 1 E: 0 K: 0 S: 15	H: 1 LOB: 2 BB: 2 P: 25	R: 0 E: 0 K: 1 S: 10	H: 1 LOB: 2 BB: 1 P: 21	1B: 11 2B: 0 3B: 1 HR: 1	SF: 0 SAC: 0 DP: 0 HBP: 0	WP: 0 PB: 0 SB: 2 CS: 0	PA: 46			
PITCHER	IP	WLS	BF	H	R	ER	SO	BB	IBB	HBP	BLK	WP	HR	S	P	ERA	WHIP				
34 A.J. Burnett, R ERA: 27.0	2.0	L	15	5	6	6	2	4	0	0	0	0	0	26	55	27.00	4.500				
28 Shaun Marcum, R (3, 1) ERA: 13.5	2.0		12	4	3	3	3	2	0	0	0	0	1	28	43	13.50	3.000				
49 Jeremy Accardo, R (5, 1) ERA:	2.0		8	2	0	0	2	0	0	0	0	0	0	20	30	0.00	1.000				
31 Victor Zambrano, R (7, 1) ERA: 9.0	1.0		8	2	1	1	0	3	0	0	0	0	0	16	31	9.00	5.000				
54 Jason Frasor, R (8, 1) ERA:	1.0		3	0	0	0	1	0	0	0	0	0	0	9	15	0.00	0.000				

Toronto Blue Jays @ Detroit Tigers
Comerica Park, Detroit, MI
Wed Apr 04 2007, 1:05 PM EDT
Att: 24,881 - Cloudy - 43 F

AB 37
R 10
H 13
RBI 10
BB 9
SO 8
LOB 32



Batter	1	2	3	4	5	6	7	8	9	AB	R	H	RBI	BB	SO	LOB	TOP			
3 Reed Johnson, R OBP: 0.313, SLG: 0.214	(1, 7) K2-3		(1, 0) SAFE H 1-0 FC5-4			(0, 0) F8	(1, 2) 1-2 2-H 1B		(0, 2) G4-3	4	0	1	1	0	1	0				
17 Lyle Overbay, L OBP: 0.426, SLG: 0.500	(1, 3) G3		(0, 1) F8			(0, 0) G3-1	(2, 2) P6			4	0	0	0	0	0	4				
10 Vernon Wells, R OBP: 0.357, SLG: 0.462	(1, 8) 1-2 2B		(0, 1) SAFE F 1-2 FC5-4			(1, 2) G3		(0, 0) G6-3		4	0	1	0	0	0	2				
Frank Thomas, R OBP: 0.357, SLG: 0.308	(1, 10) 2-2 P1			(1, 2) G4-3			(1, 2) F7	(1, 1) 25 HR 1B		4	1	1	0	0	0	1				
25 Troy Glaus, R OBP: 0.500, SLG: 0.636		(4, 1) 9 CS BB		(3, 1) G6-3			(1, 0) P4	(1, 2) 1-H HR		3	1	1	2	1	0	0				
15 Alex Rios, R OBP: 0.286, SLG: 0.357	(1, 9) K		(0, 3) G4-3				(3, 2) 9 3B 1B	(2, 2) F9		4	1	1	0	0	1	1				
9 Gregg Zaun, S OBP: 0.286, SLG: 0.333	(1, 2) G3-1				(3, 2) G3-1		(1, 2) 2 2B 3B	(1, 2) K		4	1	1	1	0	1	1				
2 Aaron Hill, R OBP: 0.385, SLG: 0.667			(1, 1) L5		(2, 0) G6-3		(0, 0) 3 1B 2B	(0, 1) 6 CS 1B		4	1	2	1	0	0	0				
Royce Clayton, R OBP: 0.375, SLG: 0.286 Matt Stairs, L (7, PH)			(1, 2) 17 F8 3 HBP 1B		(0, 3) K		(4, 1) 3 1B BB	(2, 2) G5-3		2	0	1	0	0	1	0				
6 John McDonald, R (7, PR)										0	0	0	0	0	0	1				
Inning Stats	R: 0 E: 0 K: 1 S: 11	H: 1 LOB: 1 BB: 0 P: 17	R: 0 E: 0 K: 1 S: 7	H: 0 LOB: 0 BB: 1 P: 13	R: 0 E: 0 K: 0 S: 9	H: 1 LOB: 2 BB: 0 P: 12	R: 0 E: 0 K: 0 S: 7	H: 0 LOB: 0 BB: 0 P: 11	R: 0 E: 0 K: 0 S: 9	H: 0 LOB: 0 BB: 0 P: 10	R: 3 E: 0 K: 0 S: 20	H: 4 LOB: 2 BB: 1 P: 33	R: 2 E: 0 K: 1 S: 13	H: 2 LOB: 0 BB: 0 P: 18	R: 0 E: 0 K: 0 S: 9	H: 1 LOB: 0 BB: 0 P: 10	1B: 5 2B: 2 3B: 1 HR: 1	SF: 0 SAC: 0 DP: 0 HBP: 1	WP: 0 PB: 0 SB: 0 CS: 2	PA: 37
PITCHER	IP WLS BF H R ER SO BB IBB HBP BLK WP HR S P ERA WHIP																			
33 James Shields, R ERA: 4.05	(1, 1) 6.2 28 6 3 3 3 2 0 0 0 0 0 0 103 4.05 1.200																			
Brian Stokes, R ERA: 3.0	(7, 1) 0.1 1 0 0 0 0 0 0 0 0 0 0 0 3 5 0.00 0.000																			
22 Shawn Camp, R ERA: 18.0	(8, 1) 0.2 4 2 2 2 0 0 0 0 0 0 1 9 13 27.00 3.000																			
11 Jae Kuk Ryu, R ERA:	(8, 1) 1.1 W 4 1 0 0 1 0 0 0 0 0 0 0 13 15 0.00 0.750																			

Toronto Blue Jays @ Tampa Bay Devil Rays
Tropicana Field, St. Petersburg, FL
Fri Apr 06 2007, 7:10 PM EDT
Att: 38,437 - Dome - 72 F

livebaseballscores.com

AB 34
R 5
H 9
RBI 5
BB 2
SO 4
LOB 10



Batter	1	2	3	4	5	6	7	8	9	AB	R	H	RBI	BB	SO	LOB	BOTTOM					
13 Carl Crawford, L OBP: 0.385, SLG: 0.333	(1, 7) G4-3		(2, 1) G4-3		(0, 0) G6-3			(2, 2) F7		4	0	0	0	0	0	2						
18 Ben Zobrist, S OBP: 0.077, SLG: 0.077	(1, 6) L8		(0, 0) G6-3		(1, 2) G5-3			(1, 2) G6-3		4	0	0	0	0	0	2						
5 Rocco Baldelli, R OBP: 0.125, SLG: 0.125	(1, 10) P6			(3, 2) G5-3		(0, 0) F7			(2, 2) P2	4	0	0	0	0	0	0						
Ty Wigington, R OBP: 0.308, SLG: 0.545		(2, 2) HR		(0, 2) G4-3		(0, 2) G5-3			(1, 2) HR 1B	4	2	2	1	0	0	0						
Delmon Young, R OBP: 0.231, SLG: 0.462	(1, 9) K		(1, 3) K		(1, 1) L4			(1, 1) HR		4	1	1	2	0	2	0						
1 Akinori Iwamura, L OBP: 0.692, SLG: 1.000	(1, 5) 30 G5-4-3 1B				(0, 0) HR		(0, 0) 30 G4-6-3 1B		(1, 1) 35 1B 2 1B 1B	4	2	4	1	0	0	0						
30 Dioner Navarro, S OBP: 0.143, SLG: 0.143	(1, 2) 1 SAFE G5-4-3				(3, 1) 13 G6-3 35 1B 1B		(0, 2) G4-6-3		(1, 1) F8	3	0	1	0	0	0	2						
31 Jonny Gomes, R OBP: 0.333, SLG: 0.400	(9, PH) 1-2 G5-4-3						(1, 2) G1-3		(1, 0) 2 1B 1B	1	0	0	0	0	0	1						
35 Elijah Dukes, R OBP: 0.462, SLG: 0.909	(1, 8) P3		(0, 0) P3		(3, 2) 13 G6-3 1B				(1, 0) 2 1B 1B	4	0	2	0	0	0	0						
2 B.J. Upton, R OBP: 0.500, SLG: 0.750	(1, 4) HR				(2, 2) F9			(2, 1) G5-3	(1, 1) 1-2 3-H 1B	4	1	2	2	0	0	2						
Inning Stats	R: 0 E: 0 K: 0 S: 7	H: 0 LOB: 0 BB: 0 P: 8	R: 1 E: 0 K: 1 S: 12	H: 2 LOB: 0 BB: 0 P: 16	R: 1 E: 0 K: 0 S: 5	H: 1 LOB: 0 BB: 0 P: 8	R: 0 E: 0 K: 1 S: 15	H: 0 LOB: 0 BB: 0 P: 19	R: 1 E: 0 K: 0 S: 14	H: 3 LOB: 2 BB: 0 P: 23	R: 0 E: 0 K: 0 S: 7	H: 0 LOB: 0 BB: 0 P: 8	R: 0 E: 0 K: 0 S: 7	H: 1 LOB: 0 BB: 0 P: 9	R: 0 E: 0 K: 0 S: 9	H: 0 LOB: 0 BB: 0 P: 14	R: 3 E: 0 K: 0 S: 17	H: 5 LOB: 2 BB: 0 P: 24	1B: 8 2B: 0 3B: 0 HR: 4	SF: 0 SAC: 0 DP: 2 HBP: 0	WP: 0 PB: 0 SB: 0 CS: 0	PA: 36
PITCHER	IP WLS BF H R ER SO BB IBB HBP BLK WP HR S P ERA WHIP																					
39 Gustavo Chacin, L ERA: 4.5	(1, 1) 6.0 23 6 3 3 2 0 0 0 0 0 0 9 82 4.50 1.000																					
44 Casey Janssen, R ERA:	(7, 1) 1.1 4 1 0 0 0 0 0 0 0 0 0 0 9 13 0.00 0.750																					
54 Jason Frasor, R ERA:	(8, 1) 0.2 H 2 0 0 0 0 0 0 0 0 0 0 7 10 0.00 0.000																					
52 B.J. Ryan, L ERA: 16.2	(9, 1) 0.2 L 7 5 3 3 0 0 0 0 0 0 0 1 17 24 40.50 7.500																					

Toronto Blue Jays @ Tampa Bay Devil Rays
Tropicana Field, St. Petersburg, FL
Fri Apr 06 2007, 7:10 PM EDT
Att: 38,437 - Dome - 72 F

livebaseballscores.com

AB 36
R 6
H 12
RBI 6
BB 0
SO 2
LOB 9



Batter	1	2	3	4	5	6	7	8	9	AB	R	H	RBI	BB	SO	LOB	TOP								
3 Reed Johnson, R OBP: 0.409, SLG: 0.368	3-2 17 1B 10 SF8 HBP	0-1 17 FC3-6 1-2 1B		1-0 2H 2B	2-2 G4-3			0-0 17 G3 1B	3-1 F9	5	1	3	1	0	0	4									
17 Lyle Overbay, L OBP: 0.403, SLG: 0.412	1-1 1B 25 E 1B	0-0 FC3-6 10 HBP HR		0-0 L4		4-0 G6-4-3 BB		0-0 G3	1-1 P6	5	2	1	0	1	0	6									
10 Vernon Wells, R OBP: 0.316, SLG: 0.375	0-0 SF8	1-0 HR HBP		1-0 G5-3		1-1 F9		1-0 P4		3	1	0	1	0	0	3									
Frank Thomas, R OBP: 0.474, SLG: 0.563	1-1 2 FC5 25 E 1B	3-1 HR		4-2 25 FC6-4 BB		2-2 G6-4-3		4-0 IBB		3	1	2	4	2	0	1									
25 Troy Glaus, R OBP: 0.412, SLG: 0.500	0-0 E4 2 FC5	3-3 K		2-2 FC6-4		0-1 2 WP 1B		3-3 K		3	0	0	1	0	1	3									
Jason Smith, L OBP: 0.500, SLG: 1.000	1-2 3H K			1-2 K		2-1 P4		2-0 F8	1-1 1B 3B	5	1	1	0	0	2	3									
15 Alex Rios, R OBP: 0.283, SLG: 0.421	3-3 K			3-3 K																					
2 Aaron Hill, R OBP: 0.333, SLG: 0.500	3-1 FC5			0-0 L7		4-0 BB BB		3-1 P3	2-1 G5-3	4	0	0	0	1	0	4									
Jason Phillips, R OBP: 0.750, SLG: 0.667				1-2 17 FC3-6 3 1B HR		1-2 K		4-2 K	4-0 1B IBB	3	1	2	0	1	1	1									
9 Gregg Zaun, S OBP: 0.333, SLG: 0.333				1B		1B		BB		0	0	0	0	1	0	0									
Royce Clayton, R OBP: 0.462, SLG: 0.455				0-2 L5		0-0 3 2B 2B		0-3 K	1-2 1B	4	1	2	1	1	1	3									
Inning Stats	R: 2 E: 1 K: 1 S: 16	H: 2 LOB: 2 BB: 0 P: 27	R: 4 E: 0 K: 1 S: 14	H: 3 LOB: 0 BB: 0 P: 22	R: 0 E: 0 K: 1 S: 9	H: 1 LOB: 1 BB: 0 P: 14	R: 1 E: 0 K: 0 S: 10	H: 2 LOB: 2 BB: 1 P: 18	R: 0 E: 0 K: 0 S: 14	H: 0 LOB: 2 BB: 2 P: 27	R: 0 E: 0 K: 0 S: 7	H: 0 LOB: 0 BB: 1 P: 14	R: 0 E: 0 K: 1 S: 10	H: 1 LOB: 2 BB: 1 P: 19	R: 0 E: 0 K: 1 S: 7	H: 1 LOB: 2 BB: 1 P: 15	R: 0 E: 0 K: 0 S: 12	H: 2 LOB: 2 BB: 1 P: 24	1B: 8 2B: 2 3B: 1 HR: 1	SF: 1 SAC: 0 DP: 1 HBP: 2	WP: 1 PB: 0 SB: 1 CS: 0	PA: 47			
PITCHER	IP	WLS	BF	H	R	ER	SO	BB	IBB	HBP	BLK	WP	HR	S	P	ERA	WHIP								
Casey Fossum, L ERA: 17.18	3.2	L	22	8	7	7	3	1	0	2	0	0	1	46	76	17.18	2.455								
47 Gary Glover, R ERA:	2.1		9	0	0	0	1	3	0	0	0	0	0	24	46	0.00	1.286								
53 Juan Salas, R ERA: 13.5	0.2		4	1	0	0	0	1	0	0	0	0	1	7	16	0.00	3.000								
22 Shawn Camp, R ERA: 7.71	1.1		6	1	0	0	2	0	1	0	0	0	0	10	18	0.00	0.750								
45 Ruddy Lugo, R ERA: 13.5	1.0		6	2	1	1	0	0	1	0	0	0	0	12	24	9.00	2.000								

Toronto Blue Jays @ Tampa Bay Devil Rays
Tropicana Field, St. Petersburg, FL
Sat Apr 07 2007, 7:10 PM EDT
Att: 18,495 - Dome - 72 F

AB	37
R	8
H	12
RBI	8
BB	7
SO	6
LOB	30

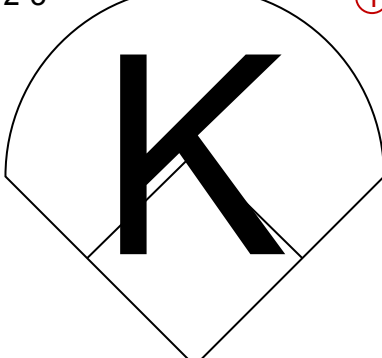
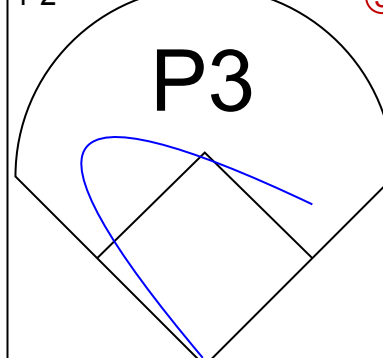
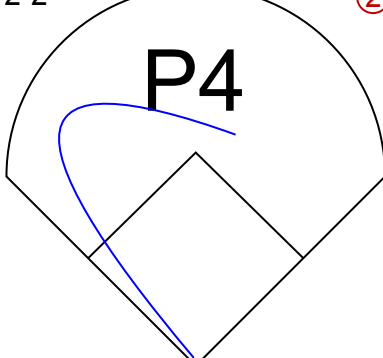
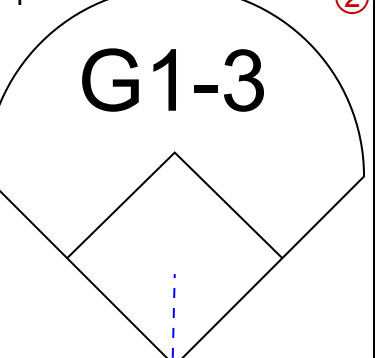
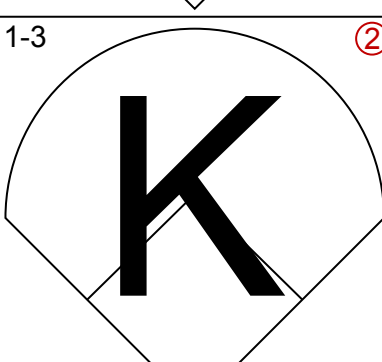
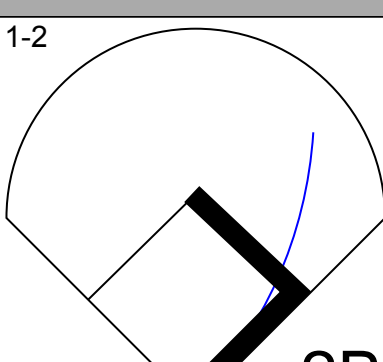
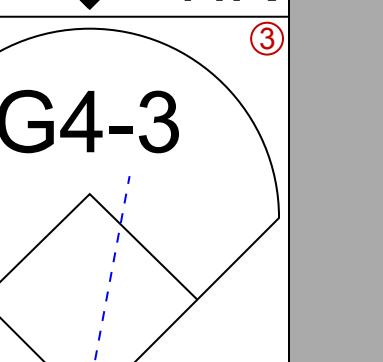
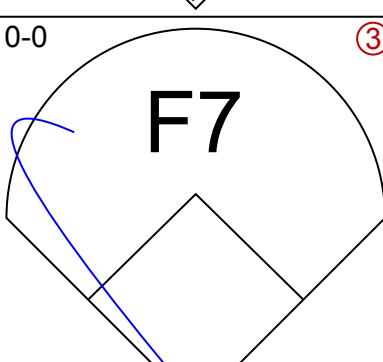
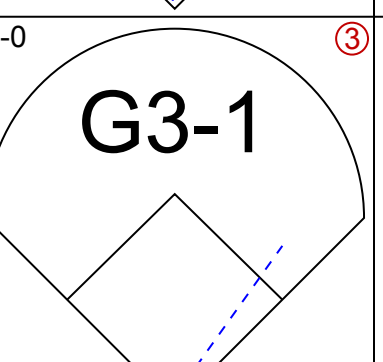
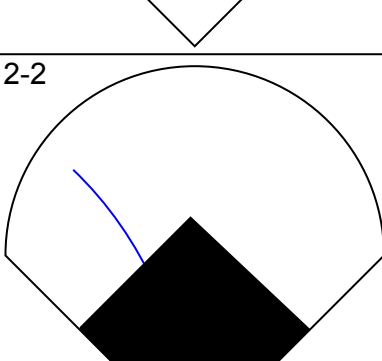
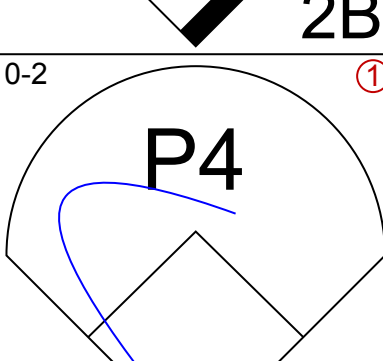
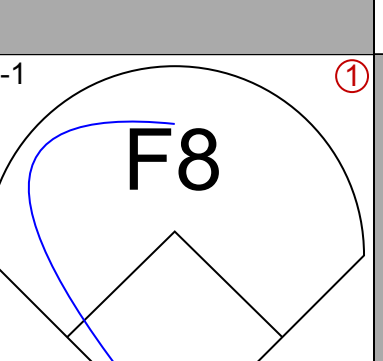
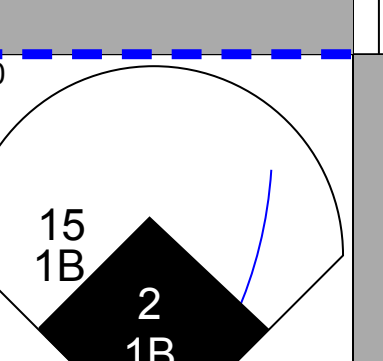
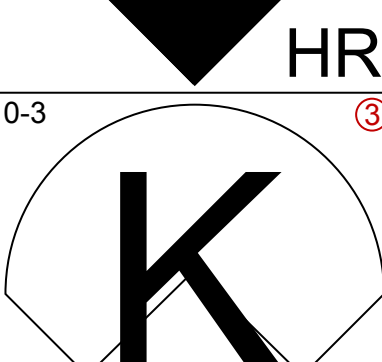
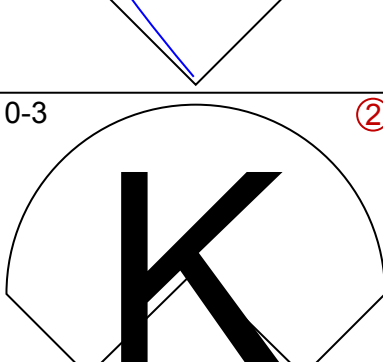
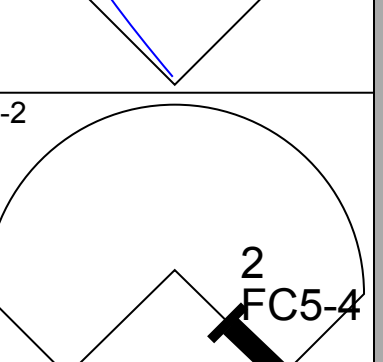
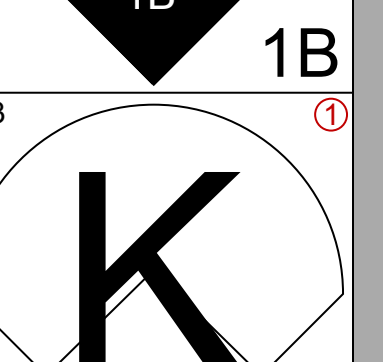
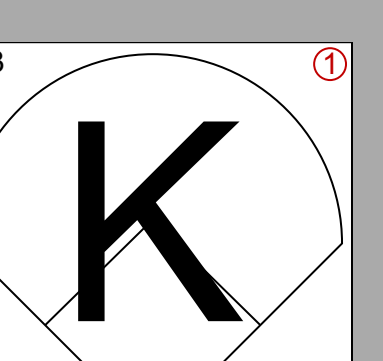
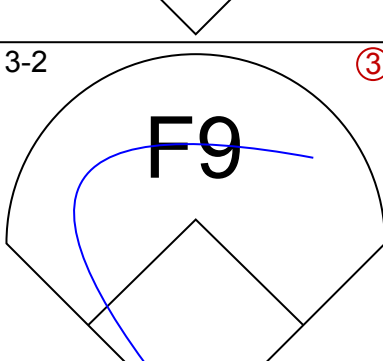
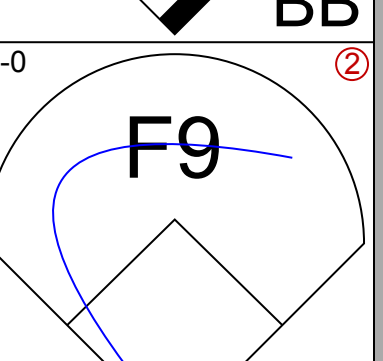
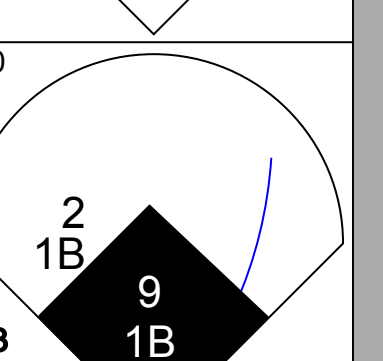

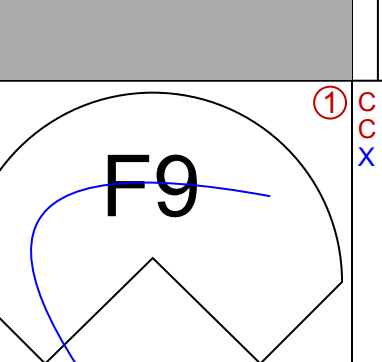
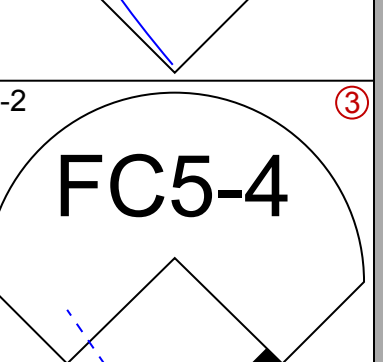
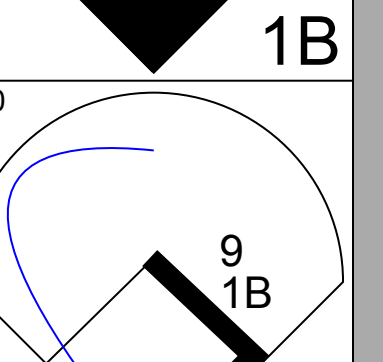

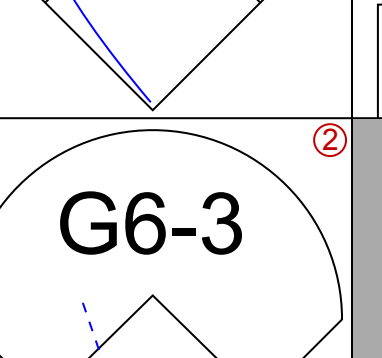
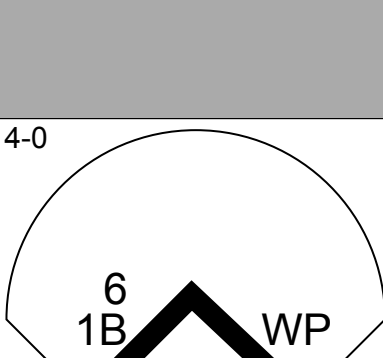
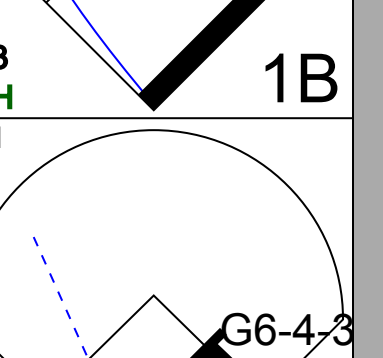
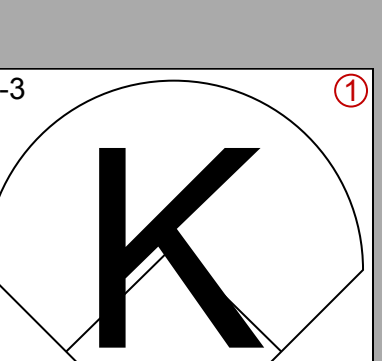
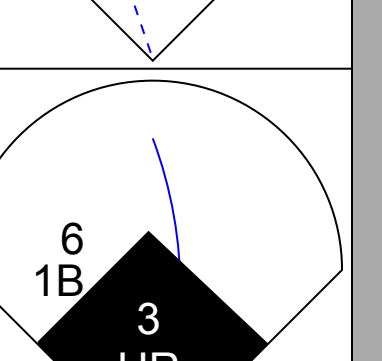
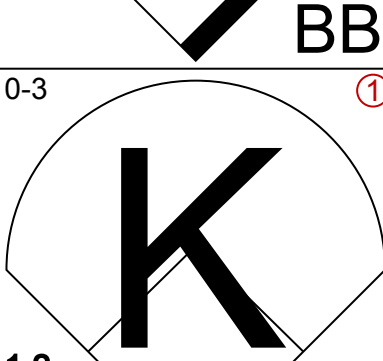
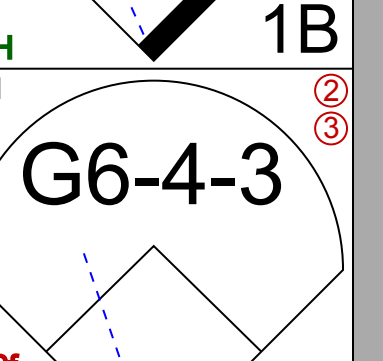
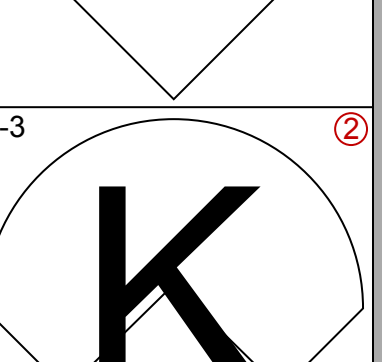
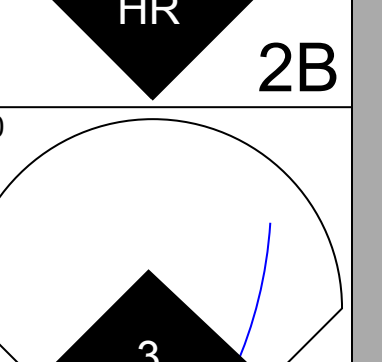
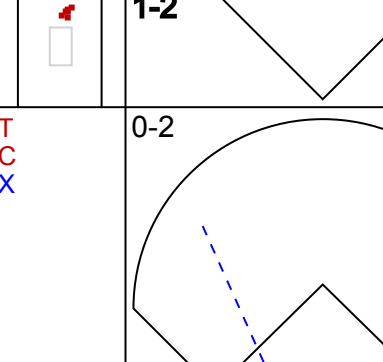
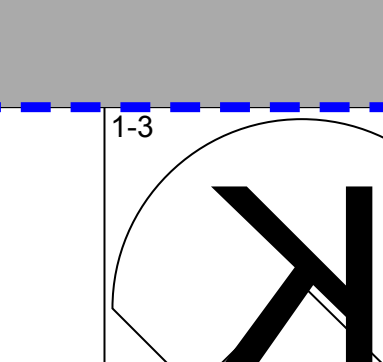


Batter	1	2	3	4	5	6	7	8	9	AB	R	H	RBI	BB	SO	LOB	BOTTOM								
13 Carl Crawford, L OBP: 0.389, SLG: 0.588	0-0 HR		2-2 G3-1	0-0 23 WP 1-3 2B		0-2 G1-3		2-3 K		5	1	2	1	0	1	2									
23 Carlos Pena, L OBP: 0.429, SLG: 0.833	3-2 F8		1-0 G6-3	1-0 G3		3-3 K		0-0 P2		4	0	0	0	0	1	1									
5 Rocco Baldelli, R OBP: 0.077, SLG: 0.077	2-2 E4		0-0 P5		0-1 F8		0-1 F7		1-0 F8	5	0	0	0	0	0	0									
Ty Wigginton, R OBP: 0.278, SLG: 0.438	1-2 F8		0-1 G5-3	1-2 BB 1B		1-3 K		1-2 L6		5	0	1	0	0	1	1									
Delmon Young, R OBP: 0.294, SLG: 0.471	1-2 G6-3		2-2 30 G6-3 1 BB HR 1B	1-0 1 BB 1B		2-3 K				4	1	2	0	0	1	1									
1 Akinori Iwamura, L OBP: 0.706, SLG: 0.923			2-0 G3	4-1 30 G6-3 HR BB	4-1 BB	2-1 FC1-5 S 1B				2	1	1	0	2	0	0									
30 Dioner Navarro, S OBP: 0.162, SLG: 0.100			2-1 G4-3	0-2 G6-3	2-3 K			1-2 FC1-5 BB		3	0	0	0	1	1	5									
8 Josh Paul, R OBP: 0.750, SLG: 0.667			1-2 2-3 HR	1-2 2-3 HR				1-2 2-3 HR		0	0	0	0	0	0	0									
Brendan Harris, R OBP: 0.500, SLG: 1.333			4-2 BB	1-2 2H 3H HR	2-3 K			1-1 FC1-5		3	1	1	3	1	1	5									
2 B.J. Upton, R OBP: 0.438, SLG: 0.600			2-3 K	4-1 13 2B 23 WP BB		1-3 K		3-3 K		3	1	0	0	1	3	3									
Inning Stats	R: 1 E: 1 K: 0 S: 13	H: 1 LOB: 1 BB: 0 P: 20	R: 0 E: 0 K: 1 S: 9	H: 0 LOB: 1 BB: 1 P: 19	R: 0 E: 0 K: 0 S: 5	H: 0 LOB: 0 BB: 0 P: 8	R: 4 E: 0 K: 0 S: 16	H: 3 LOB: 1 BB: 2 P: 28	R: 0 E: 0 K: 2 S: 13	H: 2 LOB: 3 BB: 1 P: 23	R: 0 E: 0 K: 2 S: 9	H: 0 LOB: 0 BB: 0 P: 13	R: 0 E: 0 K: 2 S: 8	H: 0 LOB: 0 BB: 0 P: 11	R: 0 E: 0 K: 2 S: 11	H: 1 LOB: 2 BB: 1 P: 23	R: 0 E: 0 K: 0 S: 5	H: 0 LOB: 0 BB: 0 P: 7	1B: 4 2B: 1 3B: 0 HR: 2	SF: 0 SAC: 0 DP: 0 HBP: 0	WP: 1 PB: 0 SB: 1 CS: 0	PA: 40			
PITCHER	IP	WLS	BF	H	R	ER	SO	BB	IBB	HBP	BLK	WP	HR	S	P	ERA	WHIP								
Tomo Ohka, R ERA: 10.38	4.1		23	6	5	5	1	3	0	0	0	0	1	49	83	10.38	2.077								
37 Scott Downs, L ERA:	0.1		2	0	0	0	1	1	0	0	0	0	0	4	10	0.00	3.000								
28 Shaun Marcum, R ERA: 6.23	2.1	W	7	0	0	0	5	0	0	0	0	0	0	20	29	0.00	0.000								
54 Jason Frasor, R ERA:	1.0	H	5	1	0	0	2	1	0	0	0	0	0	11	23	0.00	2.000								
52 B.J. Ryan, L ERA: 10.13	1.0	S	3	0	0	0	0	0	0	0	0	0	0	5	7	0.00	0.000								

Toronto Blue Jays @ Tampa Bay Devil Rays
Tropicana Field, St. Petersburg, FL
Sat Apr 07 2007, 7:10 PM EDT
Att: 18,495 - Dome - 72 F

AB	35
R	5
H	7
RBI	4
BB	5
SO	9
LOB	18




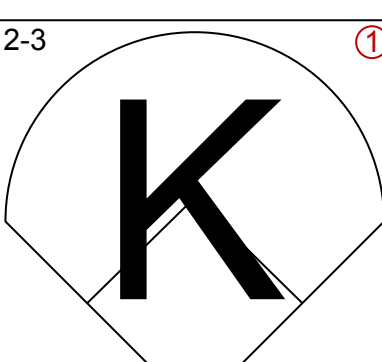
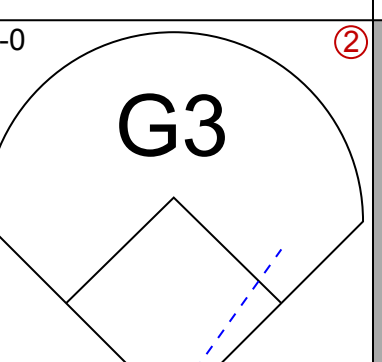
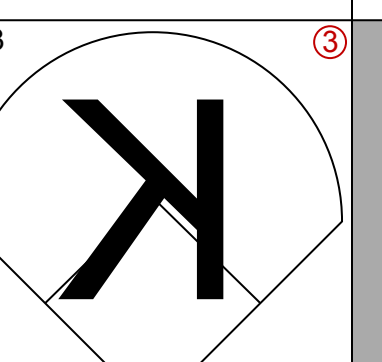
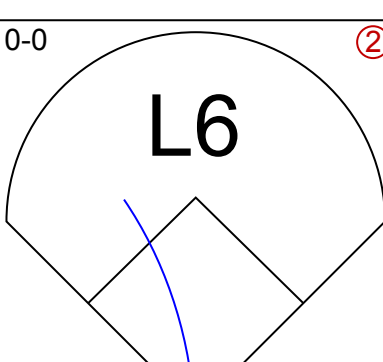
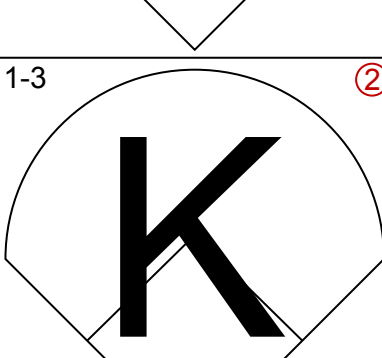
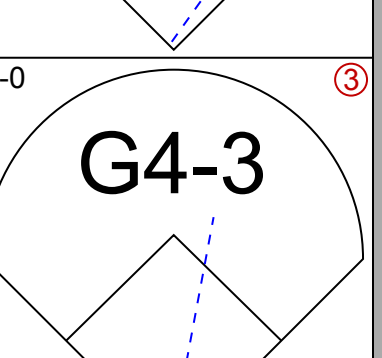
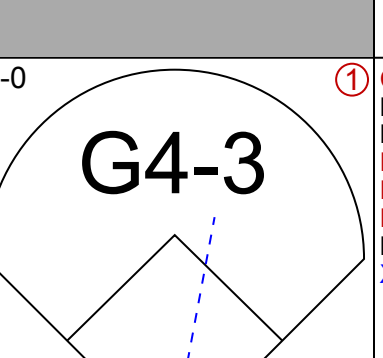
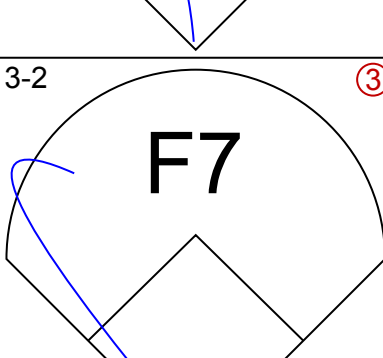
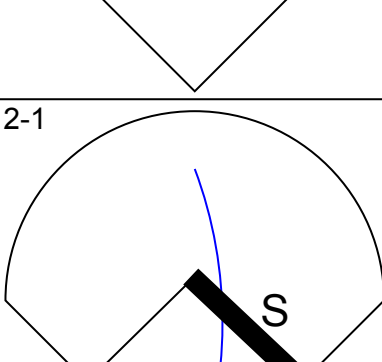
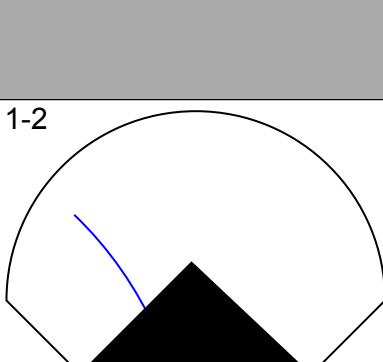
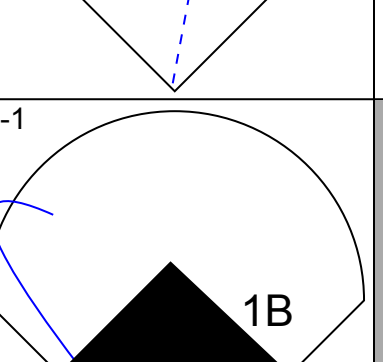
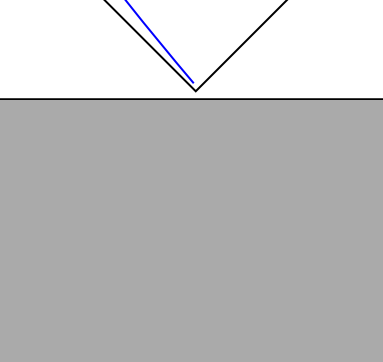
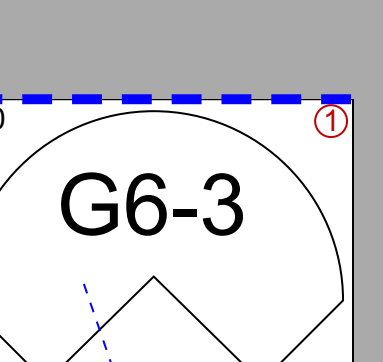
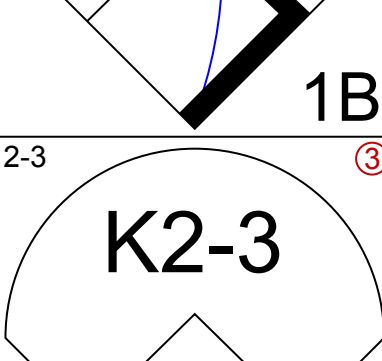
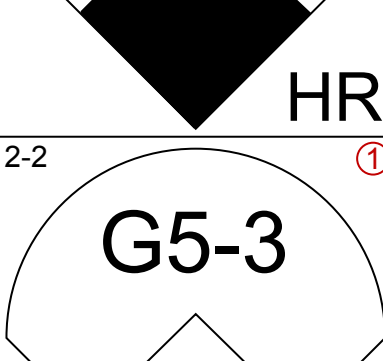
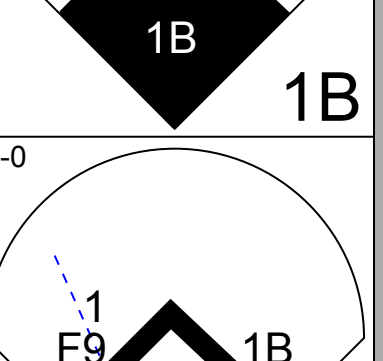

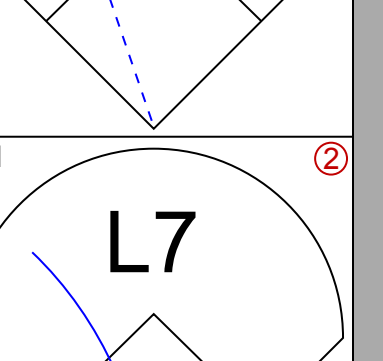
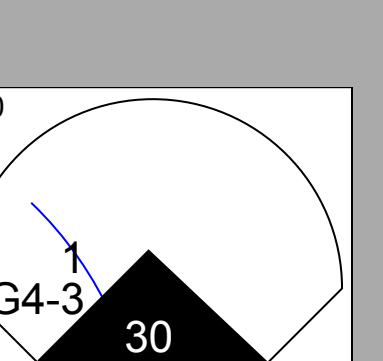
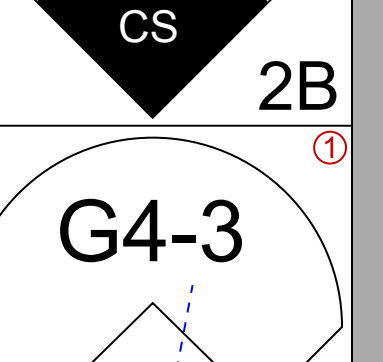
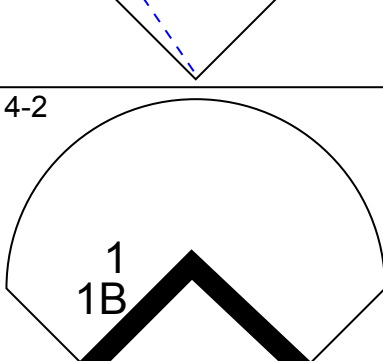
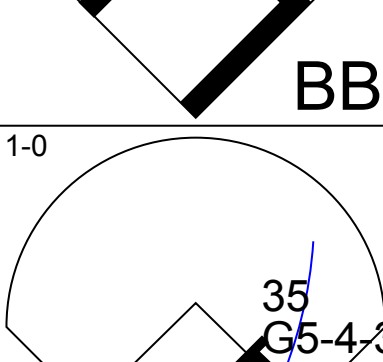
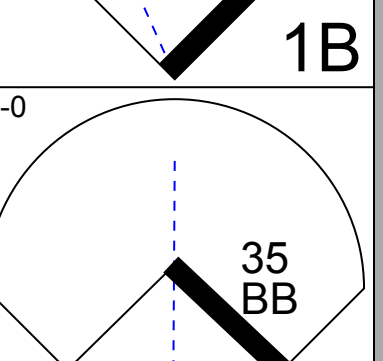
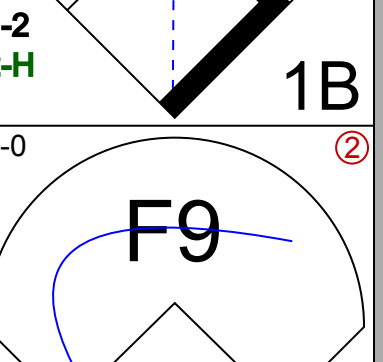
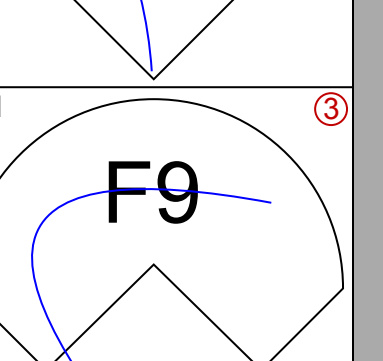
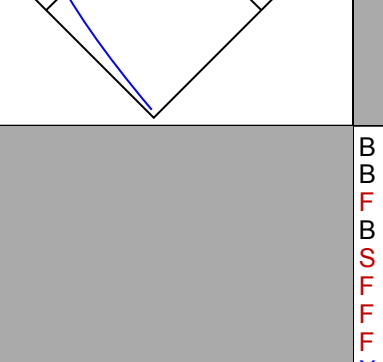
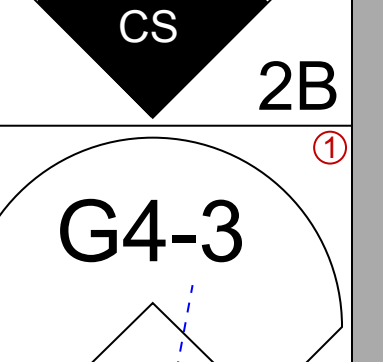
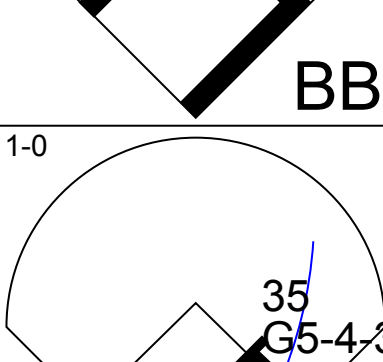
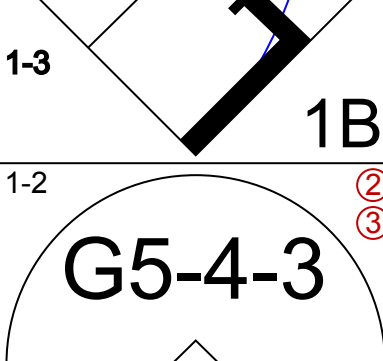
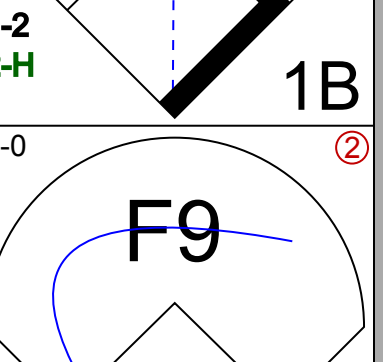
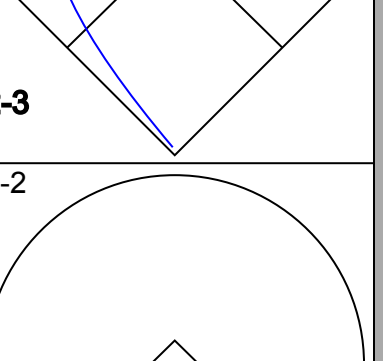
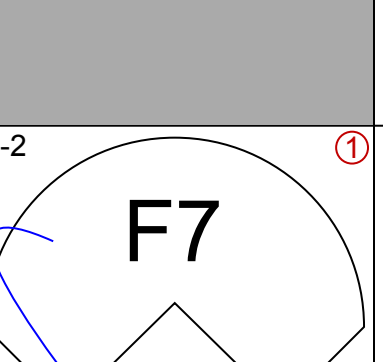
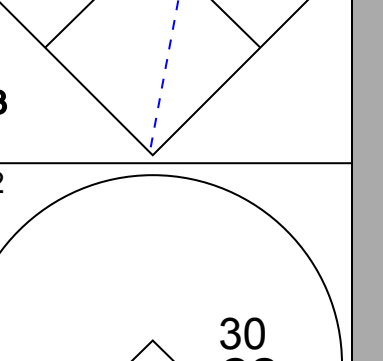
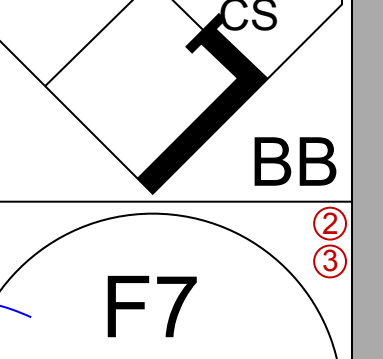
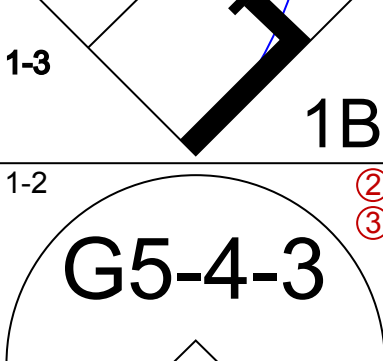
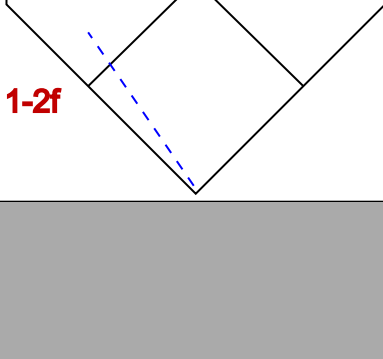
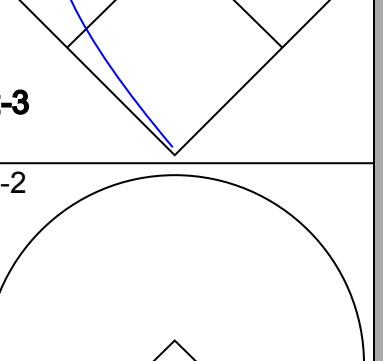
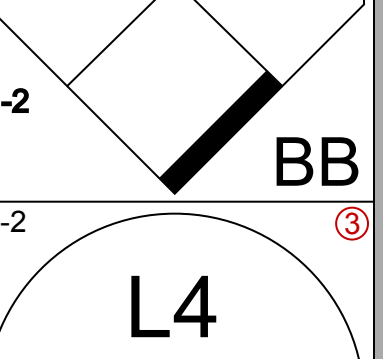
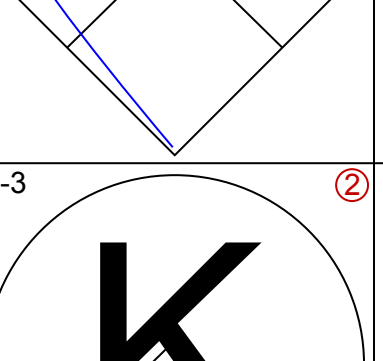
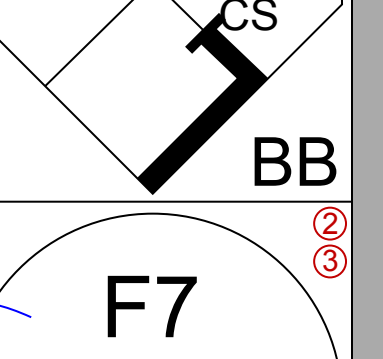
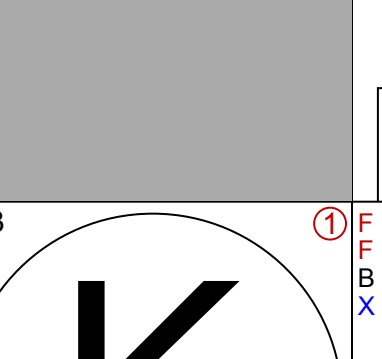
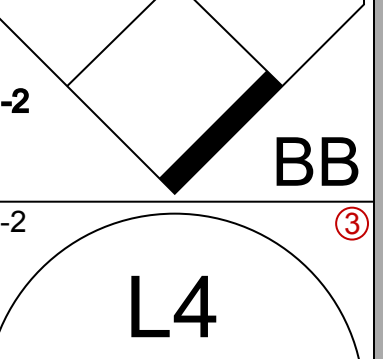
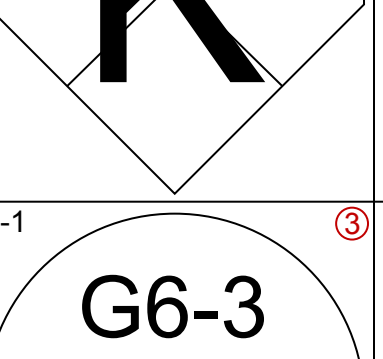
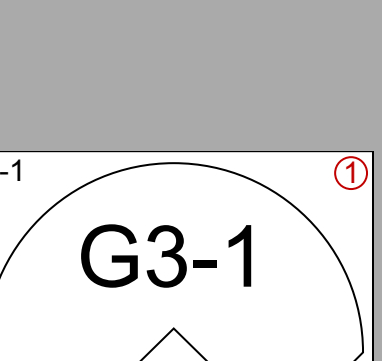
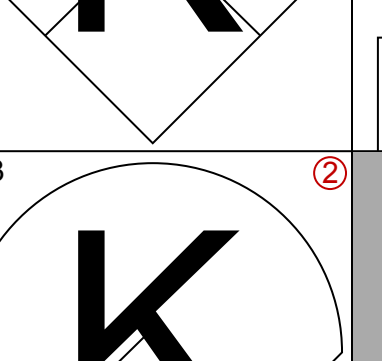

Batter	1	2	3	4	5	6	7	8	9	AB	R	H	RBI	BB	SO	LOB	TOP					
3 Reed Johnson, R OBP: 0.370, SLG: 0.458										5	1	1	3	0	1	2						
17 Lyle Overbay, L OBP: 0.360, SLG: 0.409										5	0	1	0	0	1	2						
10 Vernon Wells, R OBP: 0.348, SLG: 0.550										4	2	2	1	0	0	1						
Frank Thomas, R OBP: 0.335, SLG: 0.474										3	0	0	0	1	3	2						
15 Alex Rios, R OBP: 0.261, SLG: 0.391										4	1	1	0	0	1	2						
2 Aaron Hill, R OBP: 0.316, SLG: 0.450										4	0	1	1	0	1	1						
9 Gregg Zaun, S OBP: 0.368, SLG: 0.333										3	0	1	1	1	1	0						
Royce Clayton, R OBP: 0.412, SLG: 0.467										4	1	1	0	0	2	3						
6 John McDonald, R OBP: 0.400, SLG: 0.400										4	1	2	0	0	2	0						
Inning Stats	R: 1 H: 1 E: 0 K: 3 S: 15	H: 1 LOB: 0 BB: 0 P: 20	R: 0 H: 0 E: 0 K: 3 S: 12	H: 0 LOB: 0 BB: 0 P: 18	R: 0 H: 0 E: 0 K: 2 S: 9	H: 0 LOB: 0 BB: 0 P: 10	R: 0 H: 1 E: 0 K: 1 S: 12	H: 1 LOB: 1 BB: 0 P: 16	R: 3 H: 3 E: 0 K: 0 S: 11	H: 3 LOB: 0 BB: 0 P: 14	R: 0 H: 0 E: 0 K: 0 S: 8	H: 0 LOB: 1 BB: 1 P: 14	R: 0 H: 1 E: 0 K: 1 S: 13	H: 1 LOB: 2 BB: 1 P: 19	R: 2 H: 4 E: 0 K: 1 S: 12	H: 4 LOB: 1 BB: 0 P: 15	R: 0 H: 0 E: 0 K: 1 S: 6	H: 0 LOB: 0 BB: 0 P: 7	1B: 6 2B: 2 3B: 0 HR: 2	SF: 0 SAC: 0 DP: 1 HBP: 0	WP: 1 PB: 0 SB: 0 CS: 0	PA: 38
PITCHER	IP	WLS	BF	H	R	ER	SO	BB	IBB	HBP	BLK	WP	HR	S	P	ERA	WHIP					
19 Scott Kazmir, L ERA: 6.75	7.0	L	29	6	4	4	10	2	0	0	0	1	2	80	111	5.14	1.143					
Brian Stokes, R ERA: 6.75	1.0		6	4	2	2	1	0	0	0	0	0	0	12	15	18.00	4.000					
11 Jae Kuk Ryu, R ERA:	1.0		3	0	0	0	1	0	0	0	0	0	0	6	7	0.00	0.000					

Toronto Blue Jays @ Tampa Bay Devil Rays
Tropicana Field, St. Petersburg, FL
Sun Apr 08 2007, 1:40 PM EDT
Att: 12,436 - Dome - 72 F

livebaseballscorecards.com

AB 36
R 6
H 10
RBI 6
BB 2
SO 12
LOB 13



Batter	1	2	3	4	5	6	7	8	9	AB	R	H	RBI	BB	SO	LOB	BOTTOM					
13 Carl Crawford, L OBP: 0.318, SLG: 0.476										4	0	0	0	0	2	0						
18 Ben Zobrist, S OBP: 0.059, SLG: 0.059										4	0	0	0	0	1	0						
5 Rocco Baldelli, R OBP: 0.235, SLG: 0.412										4	2	3	1	0	0	0						
Ty Wigginton, R OBP: 0.273, SLG: 0.400										4	0	1	0	0	1	1						
Delmon Young, R OBP: 0.381, SLG: 0.550										3	1	2	1	1	0	0						
1 Akinori Iwamura, L OBP: 0.616, SLG: 0.765										4	0	1	0	0	0	3						
35 Elijah Dukes, R OBP: 0.444, SLG: 0.714										2	0	0	0	2	1	2						
30 Dioner Navarro, S OBP: 0.133, SLG: 0.071										4	0	0	0	0	1	4						
23 Carlos Pena, L OBP: 0.318, SLG: 0.476										3	0	0	0	0	2	0						
Inning Stats	R: 0 H: 1 E: 0 K: 3 S: 12	H: 1 LOB: 1 BB: 0 P: 19	R: 1 H: 1 E: 0 K: 0 S: 7	H: 1 LOB: 1 BB: 1 P: 15	R: 0 H: 0 E: 0 K: 0 S: 4	H: 0 LOB: 0 BB: 0 P: 6	R: 1 H: 2 E: 0 K: 0 S: 15	H: 2 LOB: 1 BB: 1 P: 24	R: 0 H: 0 E: 0 K: 3 S: 11	H: 0 LOB: 0 BB: 0 P: 14	R: 1 H: 3 E: 0 K: 0 S: 11	H: 3 LOB: 3 BB: 1 P: 19	R: 0 H: 0 E: 0 K: 1 S: 10	H: 0 LOB: 0 BB: 0 P: 16	R: 0 H: 0 E: 0 K: 0 S: 5	H: 0 LOB: 0 BB: 0 P: 9	R: 0 H: 0 E: 0 K: 1 S: 11	H: 0 LOB: 0 BB: 0 P: 17	1B: 5 2B: 1 3B: 0 HR: 1	SF: 0 SAC: 0 DP: 1 HBP: 0	WP: 0 PB: 0 SB: 1 CS: 2	PA: 35
PITCHER	IP	WLS	BF	H	R	ER	SO	BB	IBB	HBP	BLK	WP	HR	S	P	ERA	WHIP					
32 Roy Halladay, R ERA: 3.46	7.0	W	29	7	3	3	7	3	0	0	0	0	0	70	113	3.86	1.429					
44 Casey Janssen, R ERA:	2.0	S	6	0	0	0	1	0	0	0	0	0	0	16	26	0.00	0.000					

Toronto Blue Jays @ Tampa Bay Devil Rays
Tropicana Field, St. Petersburg, FL
Sun Apr 08 2007, 1:40 PM EDT
Att: 12,436 - Dome - 72 F

livebaseballscorecards.com

AB 32
R 3
H 7
RBI 2
BB 3
SO 8
LOB 10



Batter	1	2	3	4	5	6	7	8	9	AB	R	H	RBI	BB	SO	LOB	TOP				
9 David DeJesus, L (1,8) OBP: 0.419, SLG: 0.556	G6-3		G3-1			G3	G4-3			4	0	0	0	0	0	0	Kansas City Royals @ Toronto Blue Jays Rogers Centre, Toronto, ON Mon Apr 09 2007, 7:15 PM EDT Att: 50,125 - Roof Closed - 68 F				
Esteban German, R (1,4) OBP: 0.538, SLG: 0.545	G4-3		29 1B 24 S BB			K		29 BB 1B		3	0	1	0	1	1	0					
24 Mark Teahen, L (1,9) OBP: 0.480, SLG: 0.500	K		29 1B BB			G3		K		3	0	0	0	1	2	1					
29 Mike Sweeney, R (1,10) OBP: 0.350, SLG: 0.235		43 BB 4 HBP 1B	1-2 2-3 1B			4 FC3-6 HBP		1-2 BB		2	0	2	0	1	0	0					
4 Alex Gordon, L (1,5) OBP: 0.125, SLG: 0.045	43 BB HBP		K			FC3-6 DI		L7		3	0	0	0	0	1	6					
Emil Brown, R (1,7) OBP: 0.150, SLG: 0.158	F2					K		F8		4	0	0	0	0	1	5					
43 Ryan Shealy, R (1,3) OBP: 0.227, SLG: 0.158	14 G3-6-3 BB		G6-3			G1-3		K		3	0	0	0	1	1	0					
14 John Buck, R (1,2) OBP: 0.286, SLG: 0.786	G3-6-3		P3			1-0 HR		K		4	1	1	1	0	1	3					
1 Tony Pena Jr, R (1,6) OBP: 0.269, SLG: 0.480			K2-3			G6-3		G5-3		4	0	0	0	0	1	0					
Inning Stats	R: 0 E: 0 K: 1 S: 6	H: 0 LOB: 0 BB: 0 P: 8	R: 0 E: 0 K: 0 S: 13	H: 1 LOB: 2 BB: 1 P: 26	R: 0 E: 0 K: 2 S: 17	H: 1 LOB: 3 BB: 2 P: 30	R: 0 E: 0 K: 0 S: 5	H: 0 LOB: 0 BB: 0 P: 9	R: 0 E: 0 K: 1 S: 6	H: 0 LOB: 1 BB: 0 P: 11	R: 1 E: 0 K: 0 S: 10	H: 1 LOB: 0 BB: 0 P: 12	R: 0 E: 0 K: 1 S: 11	H: 1 LOB: 2 BB: 1 P: 20	R: 0 E: 0 K: 2 S: 11	H: 0 LOB: 0 BB: 0 P: 15	1B: 3 2B: 0 3B: 0 HR: 1	SF: 0 SAC: 0 DP: 1 HBP: 2	WP: 0 PB: 0 SB: 1 CS: 0	PA: 36	
PITCHER	IP	WLS	BF	H	R	ER	SO	BB	IBB	HBP	BLK	WP	HR	S	P	ERA	WHIP				
34 A.J. Burnett, R (1,1) ERA: 7.27	6.2	W	27	3	1	1	5	3	0	2	0	0	1	60	102	1.35	0.900				
37 Scott Downs, L (7,1) ERA:	0.1		1	0	0	0	0	0	0	0	0	0	0	3	4	0.00	0.000				
49 Jeremy Accardo, R (8,1) ERA:	1.0		5	1	0	0	1	1	0	0	0	0	0	11	20	0.00	2.000				
31 Victor Zambrano, R (9,1) ERA: 4.5	1.0		3	0	0	0	2	0	0	0	0	0	0	11	15	0.00	0.000				


Batter	1	2	3	4	5	6	7	8	9	AB	R	H	RBI	BB	SO	LOB	BOTTOM				
3 Reed Johnson, R (1,7) OBP: 0.344, SLG: 0.414	K	17 2B 1B		K	F9		G6-3			5	1	1	1	0	2	2	Kansas City Royals @ Toronto Blue Jays Rogers Centre, Toronto, ON Mon Apr 09 2007, 7:15 PM EDT Att: 50,125 - Roof Closed - 68 F				
17 Lyle Overbay, L (1,3) OBP: 0.333, SLG: 0.407	G5-3	1-2 2-3 3-H 2B		G6-3	1-3 K			K		5	0	1	3	0	2	1					
10 Vernon Wells, R (1,8) OBP: 0.370, SLG: 0.667 Matt Stairs, L (7,9)	25 1B 1B	L7		HR			K	F9		4	1	2	1	0	1	1					
Frank Thomas, R (1,10) OBP: 0.407, SLG: 0.435 Jason Smith, L (8, PH) (9, 10)	25 1B 1B	K		F8			F9	F8		4	0	1	0	0	1	1					
25 Troy Glaus, R (1,5) OBP: 0.476, SLG: 0.529	1-2 2-H 1B		9 FC3-6 2 BB 1B		15 1B 2 BB BB		K			3	1	2	0	1	1	0					
15 Alex Rios, R (1,9) OBP: 0.296, SLG: 0.407		P6		F9			E5 2 BB 1B			4	2	2	0	0	0	1					
2 Aaron Hill, R (1,4) OBP: 0.423, SLG: 0.609	9 2B 3 1B 1B		9 FC3-6 BB		2 BB 9 G3-4-3 1B		2H 2B			3	2	3	2	1	0	0					
9 Gregg Zaun, S (1,2) OBP: 0.348, SLG: 0.368	1B	17 2B 2B		FC3-6 FC6-4		G3-4-3		K		4	1	1	1	0	1	4					
Royce Clayton, R (1,6) OBP: 0.429, SLG: 0.500	17 2B BB		FC6-4		3 F9 2B		K			3	1	1	0	1	1	3					
Inning Stats	R: 0 E: 0 K: 1 S: 11	H: 3 LOB: 2 BB: 0 P: 21	R: 4 E: 0 K: 1 S: 25	H: 4 LOB: 1 BB: 1 P: 34	R: 0 E: 0 K: 0 S: 12	H: 1 LOB: 2 BB: 1 P: 20	R: 1 E: 0 K: 1 S: 10	H: 1 LOB: 0 BB: 0 P: 17	R: 3 E: 0 K: 1 S: 13	H: 3 LOB: 1 BB: 1 P: 26	R: 0 E: 0 K: 2 S: 9	H: 0 LOB: 0 BB: 0 P: 16	R: 1 E: 1 K: 2 S: 12	H: 2 LOB: 1 BB: 0 P: 15	R: 0 E: 0 K: 1 S: 8	H: 0 LOB: 0 BB: 0 P: 9	1B: 8 2B: 5 3B: 0 HR: 1	SF: 0 SAC: 0 DP: 0 HBP: 0	WP: 1 PB: 0 SB: 0 CS: 0	PA: 40	
PITCHER	IP	WLS	BF	H	R	ER	SO	BB	IBB	HBP	BLK	WP	HR	S	P	ERA	WHIP				
45 Odalis Perez, L (1,1) ERA: 10.8	1.1	L	11	7	4	4	1	1	0	0	0	0	0	31	50	27.00	6.000				
Jason Stangdrige, R (2,1) ERA: 13.5	2.2		14	4	4	4	2	2	0	0	0	0	1	33	53	13.50	2.250				
47 Ryan Braun, R (5,1) ERA: 3.0	2.0		7	1	0	0	3	0	0	0	0	1	0	16	31	0.00	0.500				
41 Jimmy Gobble, L (7,1) ERA:	1.0		5	2	1	0	2	0	0	0	0	0	0	12	15	0.00	2.000				
Todd Wellemeyer, R (8,1) ERA: 9.0	1.0		3	0	0	0	1	0	0	0	0	0	0	8	9	0.00	0.000				



Batter	1	2	3	4	5	6	7	8	9	AB	R	H	RBI	BB	SO	LOB	TOP				
9 David DeJesus, L OBP: 0.444, SLG: 0.625										5	2	3	1	0	1	1					
15 Mark Grudzielanek, R OBP: 0.214, SLG: 0.289										5	0	3	1	0	1	2					
24 Mark Teahen, L OBP: 0.400, SLG: 0.391										5	0	0	0	0	3	5					
29 Mike Sweeney, R OBP: 0.292, SLG: 0.200										3	1	0	1	0	0	1					
4 Alex Gordon, L OBP: 0.143, SLG: 0.192										4	1	1	2	0	1	2					
Emil Brown, R OBP: 0.167, SLG: 0.174										4	0	1	0	0	1	0					
43 Ryan Shealy, R OBP: 0.231, SLG: 0.174										4	0	1	0	0	0	2					
6 Jason LaRue, R OBP: 0.200, SLG: 0.308										4	1	1	0	0	1	2					
1 Tony Pena Jr., R OBP: 0.300, SLG: 0.552										4	1	2	1	0	2	1					
Inning Stats	R: 1 E: 0 K: 2 S: 10	H: 2 LOB: 1 BB: 0 P: 15	R: 0 E: 1 K: 2 S: 11	H: 1 LOB: 1 BB: 0 P: 13	R: 1 E: 1 K: 0 S: 12	H: 2 LOB: 1 BB: 0 P: 15	R: 0 E: 0 K: 0 S: 5	H: 1 LOB: 0 BB: 0 P: 8	R: 0 E: 0 K: 1 S: 12	H: 1 LOB: 1 BB: 0 P: 14	R: 4 E: 1 K: 2 S: 20	H: 4 LOB: 1 BB: 0 P: 27	R: 0 E: 0 K: 1 S: 7	H: 0 LOB: 0 BB: 0 P: 11	R: 0 E: 1 K: 0 S: 7	H: 1 LOB: 1 BB: 0 P: 9	1B: 7 2B: 2 3B: 2 HR: 1	SF: 1 SAC: 0 DP: 2 HBP: 0	WP: 0 PB: 0 SB: 1 CS: 0	PA: 39	
PITCHER	IP	WLS	BF	H	R	ER	SO	BB	IBB	HBP	BLK	WP	HR	S	P	ERA	WHIP				
Josh Towers, R ERA: 4.76	5.2	L	27	10	6	3	6	0	0	0	0	0	1	64	83	4.76	1.765				
37 Scott Downs, L ERA:	1.1		5	1	0	0	2	0	0	0	0	0	0	13	20	0.00	0.750				
28 Shaun Marcum, R ERA: 4.26	2.0		7	1	0	0	2	0	0	0	0	0	0	15	20	0.00	0.500				

Kansas City Royals @ Toronto Blue Jays
Rogers Centre, Toronto, ON
Tue Apr 10 2007, 7:07 PM EDT
Att: 22,106 - Roof Closed - 68 F


AB 38
R 6
H 12
RBI 6
BB 0
SO 10
LOB 16



Batter	1	2	3	4	5	6	7	8	9	AB	R	H	RBI	BB	SO	LOB	BOTTOM					
15 Alex Rios, R OBP: 0.323, SLG: 0.452										4	0	2	1	0	1	1						
17 Lyle Overbay, L OBP: 0.294, SLG: 0.355										4	0	0	0	0	1	3						
10 Vernon Wells, R OBP: 0.355, SLG: 0.643										4	0	1	0	0	2	2						
Frank Thomas, R OBP: 0.355, SLG: 0.370										4	0	0	0	0	2	2						
25 Troy Glaus, R OBP: 0.400, SLG: 0.429										4	0	0	0	0	1	1						
Matt Stairs, L OBP: 0.286, SLG: 0.167										4	0	1	0	0	0	1						
2 Aaron Hill, R OBP: 0.400, SLG: 0.593										4	1	1	0	0	1	1						
Jason Smith, L OBP: 0.333, SLG: 0.667										4	1	1	0	0	1	2						
Jason Phillips, R OBP: 0.667, SLG: 0.600										2	0	1	0	0	0	1						
9 Gregg Zaun, S OBP: 0.375, SLG: 0.550										1	1	1	2	0	0	0						
Inning Stats	R: 0 E: 0 K: 1 S: 10	H: 1 LOB: 1 BB: 0 P: 15	R: 0 E: 0 K: 0 S: 13	H: 1 LOB: 0 BB: 0 P: 21	R: 0 E: 0 K: 2 S: 12	H: 1 LOB: 1 BB: 0 P: 19	R: 0 E: 0 K: 1 S: 10	H: 0 LOB: 0 BB: 0 P: 15	R: 1 E: 0 K: 0 S: 11	H: 2 LOB: 1 BB: 0 P: 16	R: 0 E: 0 K: 1 S: 8	H: 1 LOB: 1 BB: 0 P: 12	R: 2 E: 0 K: 1 S: 11	H: 2 LOB: 0 BB: 0 P: 16	R: 0 E: 0 K: 1 S: 7	H: 0 LOB: 0 BB: 0 P: 13	R: 0 E: 0 K: 2 S: 9	H: 0 LOB: 0 BB: 0 P: 12	1B: 3 2B: 4 3B: 0 HR: 1	SF: 0 SAC: 0 DP: 0 HBP: 0	WP: 0 PB: 0 SB: 0 CS: 0	PA: 35
PITCHER	IP	WLS	BF	H	R	ER	SO	BB	IBB	HBP	BLK	WP	HR	S	P	ERA	WHIP					
23 Zack Greinke, R ERA: 1.38	6.0	W	24	6	1	1	5	0	0	0	0	0	0	64	98	1.50	1.000					
57 Joel Peralta, R ERA: 4.76	1.0		5	2	2	2	1	0	0	0	0	0	1	11	16	18.00	2.000					
4B Joakim Soria, R ERA:	2.0	S	6	0	0	0	3	0	0	0	0	0	0	16	25	0.00	0.000					

Kansas City Royals @ Toronto Blue Jays
Rogers Centre, Toronto, ON
Tue Apr 10 2007, 7:07 PM EDT
Att: 22,106 - Roof Closed - 68 F

AB 35
R 3
H 8
RBI 3
BB 0
SO 9
LOB 14



Batter	1	2	3	4	5	6	7	8	9	AB	R	H	RBI	BB	SO	LOB	TOP								
9 David DeJesus, L (1, 8) OBP: 0.439, SLG: 0.703	G6-3		HR		G4-3		1B 2B		K	5	2	1	0	1	0										
Esteban German, R (1, 4) OBP: 0.529, SLG: 0.533	G4-3		1B		G6-3		24 E 1B			4	0	2	1	0	0	0									
24 Mark Teahen, L (1, 9) OBP: 0.382, SLG: 0.346	F8		16 FC4 BB		G6-3		E6			3	0	0	0	1	0	1									
16 Reggie Sanders, R (1, 10) OBP: 0.417, SLG: 0.917	K		FC4		G6-3		G1-3			4	1	1	0	0	1	4									
Emil Brown, R (1, 7) OBP: 0.179, SLG: 0.185	K				F9		K			4	1	1	0	0	2	1									
4 Alex Gordon, L (1, 5) OBP: 0.186, SLG: 0.207	HBP				F8		K			3	0	1	0	0	1	1									
43 Ryan Shealy, R (1, 3) OBP: 0.200, SLG: 0.154	K				F8		SF8			3	0	0	1	0	2	2									
6 Jason LaRue, R (1, 2) OBP: 0.211, SLG: 0.353	K				PO		P5			4	0	1	1	0	1	0									
1 Tony Pena Jr., R (1, 6) OBP: 0.265, SLG: 0.485	G1-3				F7		G6-3			4	0	0	0	0	0	1									
Inning Stats	R: 0 E: 0 K: 0 S: 5	H: 0 LOB: 0 BB: 0 P: 8	R: 0 E: 0 K: 3 S: 11	H: 0 LOB: 1 BB: 0 P: 18	R: 1 E: 0 K: 1 S: 12	H: 2 LOB: 2 BB: 1 P: 23	R: 1 E: 0 K: 0 S: 12	H: 2 LOB: 1 BB: 0 P: 19	R: 0 E: 0 K: 0 S: 6	H: 0 LOB: 0 BB: 0 P: 10	R: 1 E: 0 K: 0 S: 7	H: 2 LOB: 0 BB: 0 P: 9	R: 1 E: 0 K: 0 S: 13	H: 2 LOB: 2 BB: 0 P: 18	R: 0 E: 0 K: 3 S: 10	H: 0 LOB: 0 BB: 0 P: 13	R: 0 E: 0 K: 1 S: 8	H: 0 LOB: 0 BB: 0 P: 9	1B: 4 2B: 3 HR: 1	SF: 1 SAC: 0 DP: 0 HBP: 0	WP: 0 PB: 0 SB: 0 CS: 0	PA: 38			
PITCHER	IP	WLS	BF	H	R	ER	SO	BB	IBB	HBP	BLK	WP	HR	S	P	ERA	WHIP								
39 Gustavo Chacin, L (1, 1) ERA: 4.91	5.0	W	22	5	3	3	4	1	0	1	0	0	1	47	79	5.40	1.200								
44 Casey Janssen, R (6, 1) ERA: 1.23	1.2	H	7	3	1	1	0	0	0	0	0	0	0	15	19	5.40	1.800								
54 Jason Frasor, R (7, 1) ERA:	1.1	H	5	0	0	0	3	0	0	0	0	0	0	14	20	0.00	0.000								
52 B.J. Ryan, L (9, 1) ERA: 7.36	1.0	S	3	0	0	0	1	0	0	0	0	0	0	8	9	0.00	0.000								

Kansas City Royals @ Toronto Blue Jays
Rogers Centre, Toronto, ON
Wed Apr 11 2007, 7:07 PM EDT
Att: 15,218 - Roof Closed - 68 F

AB 34
R 4
H 8
RBI 4
BB 1
SO 8
LOB 10



Batter	1	2	3	4	5	6	7	8	9	AB	R	H	RBI	BB	SO	LOB	BOTTOM								
3 Reed Johnson, R (1, 7) OBP: 0.324, SLG: 0.412	K		K		17 G3 10 E 2B		K		G6-3	5	1	1	0	0	3	3									
17 Lyle Overbay, L (1, 3) OBP: 0.282, SLG: 0.333	G5-3		K		G3		15 WP 25 BB 2 2B 1B		G6-3	5	1	1	0	0	1	2									
10 Vernon Wells, R (1, 8) OBP: 0.361, SLG: 0.625	G6-3				E6		K			4	1	1	0	1	1	1									
Frank Thomas, R (1, 10) OBP: 0.361, SLG: 0.355	F9				F7		F9			4	1	1	0	1	0	2									
25 Troy Glaus, R (1, 5) OBP: 0.483, SLG: 0.652	15 F8 2 1B 2B				15 BB 25 2B 1B					2	3	2	1	2	0	0									
6 John McDonald, R (8, 5) OBP: 0.333, SLG: 0.333					15 2B BB		HR		F9	1	0	0	0	0	0	3									
15 Alex Rios, R (1, 9) OBP: 0.343, SLG: 0.471	F8				G6-3		G6-3			3	0	1	2	1	0	1									
2 Aaron Hill, R (1, 4) OBP: 0.441, SLG: 0.645	G6-3				G6-3		1B			4	0	3	3	0	0	1									
9 Gregg Zaun, S (1, 2) OBP: 0.321, SLG: 0.458	G5-3				F9		P5		F9	4	0	0	0	0	0	5									
Royce Clayton, R (1, 6) OBP: 0.440, SLG: 0.545	G1-3				G6-3		1B			4	0	2	0	0	0	0									
Inning Stats	R: 0 E: 0 K: 1 S: 10	H: 0 LOB: 0 BB: 0 P: 13	R: 1 E: 0 K: 0 S: 11	H: 2 LOB: 1 BB: 0 P: 16	R: 0 E: 0 K: 2 S: 7	H: 0 LOB: 0 BB: 0 P: 10	R: 2 E: 0 K: 0 S: 10	H: 3 LOB: 1 BB: 1 P: 17	R: 1 E: 0 K: 0 S: 10	H: 1 LOB: 1 BB: 0 P: 18	R: 1 E: 0 K: 1 S: 18	H: 3 LOB: 2 BB: 0 P: 29	R: 2 E: 0 K: 1 S: 15	H: 2 LOB: 2 BB: 2 P: 32	R: 0 E: 0 K: 0 S: 14	H: 1 LOB: 3 BB: 2 P: 29	1B: 5 2B: 6 HR: 1	SF: 0 SAC: 0 DP: 0 HBP: 0	WP: 1 PB: 0 SB: 0 CS: 0	PA: 41					
PITCHER	IP	WLS	BF	H	R	ER	SO	BB	IBB	HBP	BLK	WP	HR	S	P	ERA	WHIP								
36 Jorge De La Rosa, L (1, 1) ERA: 3.55	5.2	L	27	9	5	4	3	1	0	0	0	1	0	62	96	6.35	1.765								
Todd Wellemeyer, R (6, 1) ERA: 12.0	1.0		7	2	2	2	2	1	1	0	0	1	0	15	32	18.00	3.000								
41 Jimmy Gobble, L (7, 1) ERA:	0.1		1	0	0	0	0	0	0	0	0	0	0	4	7	0.00	0.000								
David Riske, R (8, 1) ERA: 6.75	1.0		6	1	0	0	0	2	0	0	0	0	0	14	29	0.00	3.000								

Kansas City Royals @ Toronto Blue Jays
Rogers Centre, Toronto, ON
Wed Apr 11 2007, 7:07 PM EDT
Att: 15,218 - Roof Closed - 68 F

AB 36
R 7
H 12
RBI 6
BB 5
SO 5
LOB 18



Batter	1	2	3	4	5	6	7	8	9	10	AB	R	H	RBI	BB	SO	LOB	TOP					
28 Curtis Granderson, L OBP: 0.318, SLG: 0.600	G1-3		F9		K			2B			4	0	1	0	0	1	1	Detroit Tigers @ Toronto Blue Jays Rogers Centre, Toronto, ON Fri Apr 13 2007, 7:07 PM EDT Att: 26,268 - Roof Closed - 68 F					
14 Placido Polanco, R OBP: 0.378, SLG: 0.409	FC5-4 1B		1B			L6		G6-3			4	0	2	0	0	0	1						
Ivan Rodriguez, R OBP: 0.256, SLG: 0.410	FC5-4		F9			G5-3			P6		4	0	0	0	0	2							
3 Gary Sheffield, R OBP: 0.267, SLG: 0.222	F7					F7			F8		4	0	1	0	0	0	1						
30 Magglio Ordonez, R OBP: 0.311, SLG: 0.365						G6-4-3			P6		4	1	1	1	0	0	1						
9 Carlos Guillen, S OBP: 0.378, SLG: 0.368		G3				G2			G4-3		4	0	0	0	0	0	0						
Sean Casey, L OBP: 0.308, SLG: 0.235		G1-3				G4-3			F9		4	0	0	0	0	0	0						
Craig Monroe, R OBP: 0.250, SLG: 0.471		G5-3				2B			F8		4	0	1	0	0	1	0						
15 Brandon Inge, R OBP: 0.194, SLG: 0.194						G6-3			G1-4-3		3	0	0	0	0	0	1						
Inning Stats	R: 0 E: 0 K: 0 S: 12	H: 1 LOB: 1 BB: 0 P: 16	R: 1 E: 0 K: 0 S: 6	H: 1 LOB: 0 BB: 0 P: 13	R: 0 E: 0 K: 0 S: 10	H: 1 LOB: 1 BB: 0 P: 15	R: 0 E: 0 K: 0 S: 5	H: 0 LOB: 0 BB: 0 P: 6	R: 0 E: 0 K: 0 S: 7	H: 0 LOB: 0 BB: 0 P: 10	R: 0 E: 0 K: 0 S: 5	H: 1 LOB: 1 BB: 0 P: 6	R: 0 E: 0 K: 0 S: 6	H: 0 LOB: 0 BB: 0 P: 9	R: 0 E: 0 K: 1 S: 5	H: 0 LOB: 0 BB: 0 P: 9	1B: 3 2B: 2 3B: 0 HR: 1		SF: 0 SAC: 0 DP: 1 HBP: 0	WP: 0 PA: 35 PB: 0 SB: 0 CS: 0			
PITCHER 32 Roy Halladay, R ERA: 2.35	IP: 10.0 W: 10 L: 0 S: 10	WLS: 35	H: 6 R: 1 ER: 1 SO: 2	BB: 0 IBB: 0 HBP: 0 BLK: 0	WP: 0 HR: 1 S: 70 P: 107	ERA: 0.90 WHIP: 0.600	PITCHER											IP: 10.0 W: 10 L: 0 S: 10	WLS: 35	H: 6 R: 1 ER: 1 SO: 2	BB: 0 IBB: 0 HBP: 0 BLK: 0	WP: 0 HR: 1 S: 70 P: 107	ERA: 0.90 WHIP: 0.600

Batter	1	2	3	4	5	6	7	8	9	10	AB	R	H	RBI	BB	SO	LOB	BOTTOM					
15 Alex Rios, R OBP: 0.333, SLG: 0.512	HR		G5-3		F9			G5-3		SF8	4	1	1	2	0	0	0	Detroit Tigers @ Toronto Blue Jays Rogers Centre, Toronto, ON Fri Apr 13 2007, 7:07 PM EDT Att: 26,268 - Roof Closed - 68 F					
Matt Stairs, L OBP: 0.438, SLG: 0.385	G5-4-3 1B		HBP			2B		F7			3	0	2	0	0	0	0						
10 Vernon Wells, R OBP: 0.311, SLG: 0.537	F8		P4			F9		G6-3			4	0	0	0	0	0	3						
Frank Thomas, R OBP: 0.311, SLG: 0.282	G5-4-3					F7			P2		4	0	0	0	0	1	2						
17 Lyle Overbay, L OBP: 0.273, SLG: 0.341			K			G4-3		L9			4	0	0	0	0	1	1						
9 Greg Zaun, S OBP: 0.361, SLG: 0.548		P6				2B			G3		4	0	2	0	0	0	0						
2 Aaron Hill, R OBP: 0.452, SLG: 0.692		1B				G5-3			G3		4	0	2	0	0	0	0						
Jason Smith, L OBP: 0.357, SLG: 0.538		L3							1B		4	1	2	0	0	1	2						
6 John McDonald, R OBP: 0.417, SLG: 0.500			G6-3								4	0	1	0	0	0	1						
Inning Stats	R: 1 E: 0 K: 0 S: 5	H: 2 LOB: 0 BB: 0 P: 9	R: 0 E: 0 K: 1 S: 7	H: 1 LOB: 1 BB: 0 P: 8	R: 0 E: 0 K: 0 S: 9	H: 0 LOB: 1 BB: 0 P: 14	R: 0 E: 0 K: 1 S: 9	H: 1 LOB: 1 BB: 0 P: 11	R: 0 E: 0 K: 0 S: 7	H: 0 LOB: 0 BB: 0 P: 10	R: 0 E: 0 K: 0 S: 6	H: 1 LOB: 1 BB: 0 P: 7	R: 0 E: 0 K: 0 S: 7	H: 0 LOB: 0 BB: 0 P: 12	R: 1 E: 0 K: 0 S: 7	H: 3 LOB: 2 BB: 0 P: 11	1B: 6 2B: 2 3B: 0 HR: 1		SF: 1 SAC: 0 DP: 1 HBP: 1	WP: 0 PA: 37 PB: 0 SB: 0 CS: 0			
PITCHER 38 Jeremy Bonderman, R ERA: 2.57	IP: 9.0 W: 9 L: 0 S: 9	WLS: 33	H: 6 R: 1 ER: 1 SO: 4	BB: 0 IBB: 0 HBP: 0 BLK: 0	WP: 0 HR: 1 S: 68 P: 96	ERA: 1.00 WHIP: 0.667	PITCHER											IP: 9.0 W: 9 L: 0 S: 9	WLS: 33	H: 6 R: 1 ER: 1 SO: 4	BB: 0 IBB: 0 HBP: 0 BLK: 0	WP: 0 HR: 1 S: 68 P: 96	ERA: 1.00 WHIP: 0.667
56 Fernando Rodney, R ERA: 3.0	IP: 10.1 W: 1 L: 4 S: 10	WLS: 4	H: 3 R: 1 ER: 1 SO: 0	BB: 0 IBB: 0 HBP: 0 BLK: 0	WP: 0 HR: 0 S: 7 P: 11	ERA: 27.00 WHIP: 9.000	PITCHER											IP: 10.1 W: 1 L: 4 S: 10	WLS: 4	H: 3 R: 1 ER: 1 SO: 0	BB: 0 IBB: 0 HBP: 0 BLK: 0	WP: 0 HR: 0 S: 7 P: 11	ERA: 27.00 WHIP: 9.000

Batter	1	2	3	4	5	6	7	8	9	AB	R	H	RBI	BB	SO	LOB	TOP								
28 Curtis Granderson, L (1, 8) OBP: 0.295, SLG: 0.578	G3		K		G3		FC5-4 1B	1-3 2H 1B		5	0	2	1	0	1	2									
Ivan Rodriguez, R (1, 2) OBP: 0.250, SLG: 0.386	G1-3		3 BB 1-2 2H 1B		G5-3		F9		P4	5	0	1	1	0	0	1									
3 Gary Sheffield, R (1, 10) OBP: 0.300, SLG: 0.211	F7		1-2 2-3 BB		30 2B HBP		FC5-4 30 2B		9 BB 30 BB 33 2B BB	2	3	0	0	2	0	1									
30 Magglio Ordonez, R (1, 9) OBP: 0.340, SLG: 0.442	G5-3		F8		1-2 1H 2B		2B		9 BB 33 2B BB	4	1	2	2	1	0	3									
9 Carlos Guillen, S (1, 6) OBP: 0.380, SLG: 0.357	G6-3				G4-3 15 HR 1B		F7		33 2B G5-3 BB	4	2	1	0	1	0	2									
Sean Casey, L (1, 3) OBP: 0.302, SLG: 0.237					G4-3				15 E 2B	4	0	1	0	0	2	1									
33 Marcus Thames, R (8, PH) OBP: 0.375, SLG: 0.333	K									1	1	1	2	0	0	0									
8 Neftali Perez, S (9, 6) OBP: 0.333, SLG: 0.333										0	0	0	0	0	0	0									
Craig Monroe, R (1, 7) OBP: 0.244, SLG: 0.462			K						G5-3	5	1	1	1	0	3	3									
15 Brandon Inge, R (1, 5) OBP: 0.220, SLG: 0.306			20 S 1B				L7		E6 14 S	5	2	2	2	0	1	2									
20 Omar Infante, R (1, 4) OBP: 0.333, SLG: 0.333										3	0	1	0	0	0	1									
14 Placido Polanco, R (8, PH) OBP: 0.393, SLG: 0.400	3 BB 1B 1-2 1B				G4-3		P4		L5	1	0	0	0	1	0	1									
Inning Stats	R: 0 E: 0 K: 0 S: 8	H: 0 LOB: 0 BB: 0 P: 11	R: 0 E: 0 K: 1 S: 7	H: 0 LOB: 0 BB: 0 P: 11	R: 1 E: 0 K: 2 S: 17	H: 3 LOB: 3 BB: 1 P: 29	R: 2 E: 0 K: 1 S: 13	H: 2 LOB: 0 BB: 0 P: 23	R: 1 E: 0 K: 0 S: 7	H: 1 LOB: 1 BB: 0 P: 10	R: 0 E: 0 K: 1 S: 12	H: 1 LOB: 1 BB: 0 P: 20	R: 1 E: 0 K: 0 S: 14	H: 2 LOB: 1 BB: 0 P: 23	R: 1 E: 0 K: 2 S: 16	H: 2 LOB: 2 BB: 1 P: 25	R: 4 E: 1 K: 0 S: 22	H: 1 LOB: 1 BB: 3 P: 42	1B: 7 2B: 4 3B: 0 HR: 1	SF: 0 SAC: 0 DP: 0 HBP: 1	WP: 1 PB: 0 SB: 2 CS: 0	PA: 45			
PITCHER	IP	WLS	BF	H	R	ER	SO	BB	IBB	HBP	BLK	WP	HR	S	P	ERA	WHIP								
34 A.J. Burnett, R (1, 1) ERA: 7.07	5.1		25	7	4	4	5	1	0	1	0	1	1	59	95	6.75	1.500								
44 Casey Janssen, R (6, 1) ERA: 2.09	1.1	H	6	2	1	1	0	0	0	0	0	0	0	17	27	6.75	1.500								
54 Jason Frasor, R (7, 1) ERA: 1.5	1.1	B	6	2	1	1	2	1	0	0	0	0	0	18	30	6.75	2.250								
52 B.J. Ryan, L (9, 1) ERA: 12.46	0.2	L	7	1	4	3	0	3	0	0	0	0	0	18	37	40.50	6.000								
49 Jeremy Accardo, R (9, 1) ERA:	0.1		1	0	0	0	0	0	0	0	0	0	0	4	5	0.00	0.000								

Detroit Tigers @ Toronto Blue Jays
 Rogers Centre, Toronto, ON
 Sat Apr 14 2007, 1:07 PM EDT
 Att: 28,203 - Roof Closed - 68 F

AB 39
 R 10
 H 12
 RBI 9
 BB 5
 SO 7
 LOB 17



Batter	1	2	3	4	5	6	7	8	9	AB	R	H	RBI	BB	SO	LOB	BOTTOM									
15 Alex Rios, R (1, 9) OBP: 0.340, SLG: 0.563	26 1B 10 HR 26 S						F8		G4-3	5	2	2	2	0	0	1										
26 Adam Lind, L (1, 7) OBP: 0.600, SLG: 0.800	10 HR 1B						K			5	1	3	0	0	2	0										
10 Vernon Wells, R (1, 8) OBP: 0.320, SLG: 0.578	1H 3H HR						F8		L9	4	1	1	3	1	0	3										
Frank Thomas, R (1, 10) OBP: 0.306, SLG: 0.262	F9						FC6-4 BB		FC6-4	3	0	0	0	1	0	1										
17 Lyle Overbay, L (1, 3) OBP: 0.271, SLG: 0.400	G3						L6		HR	4	1	1	1	0	1	1										
9 Gregg Zaun, S (1, 2) OBP: 0.325, SLG: 0.486	G6-3						F7		G5-3	4	0	0	0	0	0	1										
2 Aaron Hill, R (1, 4) OBP: 0.457, SLG: 0.690	1B SF8 2B						F8		F9	3	2	1	0	1	0	0										
Jason Smith, L (1, 5) OBP: 0.389, SLG: 0.529	26 1B 1B						L9		K	4	0	2	0	0	1	0										
Royce Clayton, R (1, 6) OBP: 0.344, SLG: 0.429	SF8						G3		F7	2	0	0	1	0	0	2										
Matt Stairs, L (8, PH) OBP: 0.412, SLG: 0.357										1	0	0	0	0	0	0										
Inning Stats	R: 3 E: 0 K: 0 S: 14	H: 3 LOB: 0 BB: 0 P: 24	R: 1 E: 0 K: 0 S: 18	H: 3 LOB: 2 BB: 0 P: 24	R: 0 E: 0 K: 1 S: 10	H: 0 LOB: 0 BB: 0 P: 16	R: 2 E: 0 K: 1 S: 7	H: 2 LOB: 0 BB: 1 P: 13	R: 0 E: 0 K: 0 S: 11	H: 0 LOB: 0 BB: 1 P: 23	R: 0 E: 0 K: 0 S: 11	H: 0 LOB: 0 BB: 0 P: 13	R: 0 E: 0 K: 1 S: 8	H: 0 LOB: 1 BB: 1 P: 15	R: 1 E: 0 K: 1 S: 13	H: 1 LOB: 0 BB: 0 P: 19	R: 0 E: 0 K: 0 S: 9	H: 1 LOB: 1 BB: 0 P: 13	1B: 5 2B: 2 3B: 0 HR: 3	SF: 1 SAC: 0 DP: 1 HBP: 0	WP: 0 PB: 0 SB: 1 CS: 0	PA: 39				
PITCHER	IP	WLS	BF	H	R	ER	SO	BB	IBB	HBP	BLK	WP	HR	S	P	ERA	WHIP									
Chad Durbin, R (1, 1) ERA: 12.46	4.0		20	8	6	6	2	1	0	0	0	0	0	2	49	77	13.50	2.250								
Jason Grilli, R (5, 1) ERA: 9.53	3.0		11	0	0	0	1	2	0	0	0	0	0	30	51	0.00	0.667									
Wilfredo Ledezma, L (8, 1) ERA: 1.29	1.0	W	4	1	1	1	1	0	0	0	0	0	1	13	19	9.00	1.000									
59 Todd Jones, R (9, 1) ERA:	1.0	S	4	1	0	0	0	0	0	0	0	0	0	9	13	0.00	1.000									

Detroit Tigers @ Toronto Blue Jays
 Rogers Centre, Toronto, ON
 Sat Apr 14 2007, 1:07 PM EDT
 Att: 28,203 - Roof Closed - 68 F

AB 35
 R 7
 H 10
 RBI 7
 BB 3
 SO 4
 LOB 9



Batter	1	2	3	4	5	6	7	8	9	AB	R	H	RBI	BB	SO	LOB	TOP										
28 Curtis Granderson, L (1, 8) OBP: 0.321, SLG: 0.551	3-2 3 HBP 1B		1-0 F7			1-0 F9		0-1 G4-3		4	1	1	0	0	0	0											
14 Placido Polanco, R (1, 4) OBP: 0.373, SLG: 0.375	1-1 F8		0-1 F8			1-2 G5-4-3 HBP		1-2 L6		3	0	0	0	0	0	1											
3 Gary Sheffield, R (1, 9) OBP: 0.296, SLG: 0.195	2-1 HBP		3-3 K			1-1 G5-4-3		2-1 F8		3	0	0	0	0	1	1											
30 Magglio Ordonez, R(1, 10) OBP: 0.315, SLG: 0.404	0-0 F8			2-2 G5-3				0-0 F8		4	0	0	0	0	1	2											
9 Carlos Guillen, S (1, 6) OBP: 0.358, SLG: 0.333	3-1 G1-3			0-1 F8				0-3 K		3	0	0	0	0	1	1											
Ivan Rodriguez, R (1, 2) OBP: 0.277, SLG: 0.404		1-1 CS 1B		1-2 G4-3				2-2 1B		3	0	2	0	0	0	0											
Sean Casey, L (1, 3) OBP: 0.304, SLG: 0.225		4-2 G1-3 BB		1-0 G4-3				0-1 G1-4-3		2	0	0	0	1	0	1											
Craig Monroe, R (1, 7) OBP: 0.227, SLG: 0.429		1-0 G1-3		3-2 G5-3				2-2 G4-3		3	0	0	0	0	0	1											
15 Brandon Inge, R (1, 5) OBP: 0.205, SLG: 0.282		2-3 K		2-3 K				0-2 G4-3		3	0	0	0	0	2	1											
Inning Stats	R: 1 E: 1 K: 0 S: 10	H: 1 LOB: 1 BB: 0 P: 18	R: 0 E: 0 K: 1 S: 8	H: 1 LOB: 1 BB: 1 P: 16	R: 0 E: 0 K: 1 S: 6	H: 0 LOB: 0 BB: 0 P: 10	R: 0 E: 0 K: 0 S: 8	H: 0 LOB: 0 BB: 0 P: 11	R: 0 E: 0 K: 1 S: 7	H: 0 LOB: 0 BB: 0 P: 13	R: 0 E: 0 K: 0 S: 5	H: 0 LOB: 0 BB: 0 P: 8	R: 0 E: 0 K: 1 S: 11	H: 1 LOB: 1 BB: 0 P: 13	R: 0 E: 0 K: 0 S: 8	H: 0 LOB: 0 BB: 0 P: 10	R: 0 E: 0 K: 1 S: 8	H: 0 LOB: 0 BB: 0 P: 14	1B: 3 2B: 0 3B: 0 HR: 0	SF: 0 SAC: 0 DP: 1 HBP: 2	WP: 0 PB: 0 SB: 0 CS: 1	PA: 31					
PITCHER	IP	WLS	BF	H	R	ER	SO	BB	IBB	HBP	BLK	WP	HR	S	P	ERA	WHIP										
Josh Towers, R (1, 1) ERA: 2.03	7.2	W	27	3	1	0	4	1	0	2	0	0	0	61	97	0.00	0.522										
37 Scott Downs, L (8, 1) ERA:	0.1	H	1	0	0	0	0	0	0	0	0	0	0	2	2	0.00	0.000										
28 Shaun Marcum, R (9, 1) ERA: 3.38	1.0	S	3	0	0	0	1	0	0	0	0	0	0	8	14	0.00	0.000										

Detroit Tigers @ Toronto Blue Jays
Rogers Centre, Toronto, ON
Sun Apr 15 2007, 1:07 PM EDT
Att: 25,983 - Roof Closed - 68 F

AB 28
R 1
H 3
RBI 0
BB 1
SO 5
LOB 8



Batter	1	2	3	4	5	6	7	8	9	AB	R	H	RBI	BB	SO	LOB	BOTTOM										
15 Alex Rios, R (1, 9) OBP: 0.315, SLG: 0.519	0-3 K		2-1 F7			2-0 F8		1-1 P2		4	0	0	0	0	1	3											
2 Aaron Hill, R (1, 4) OBP: 0.420, SLG: 0.630	3-1 F9		2-3 K			2-3 K		0-0 G5-3		4	0	0	0	0	2	3											
10 Vernon Wells, R (1, 8) OBP: 0.296, SLG: 0.531	0-1 G1-3		1-1 F8			2-3 K		2-2 F9		4	0	0	0	0	1	1											
Frank Thomas, R (1, 10) OBP: 0.321, SLG: 0.289		3-2 26 1B		0-0 F8				3-2 G4-3		3	1	1	0	1	0	0											
9 Gregg Zaun, S (1, 2) OBP: 0.295, SLG: 0.436		0-0 F9		3-2 G4-3				0-0 F7		4	0	0	0	0	0	2											
17 Lyle Overbay, L (1, 3) OBP: 0.294, SLG: 0.417		3-1 E8 26 1B		0-0 1B				0-1 G4-3		3	0	2	0	0	0	1											
Royce Clayton, R (1, 6) OBP: 0.343, SLG: 0.452		1-3 K		2-1 F9				1-2 6 1B		3	1	1	0	0	1	3											
26 Adam Lind, L (1, 7) OBP: 0.500, SLG: 0.625		0-1 1B			0-1 G3			0-0 F8		3	0	1	1	0	0	1											
6 John McDonald, R (1, 5) OBP: 0.533, SLG: 0.643				0-1 2B				0-1 1B		2	0	2	1	1	0	0											
Inning Stats	R: 0 E: 0 K: 1 S: 7	H: 3 LOB: 2 BB: 0 P: 10	R: 1 E: 1 K: 1 S: 12	H: 3 LOB: 2 BB: 0 P: 19	R: 0 E: 0 K: 1 S: 9	H: 1 LOB: 1 BB: 0 P: 14	R: 0 E: 0 K: 0 S: 7	H: 1 LOB: 1 BB: 0 P: 12	R: 0 E: 0 K: 1 S: 7	H: 0 LOB: 1 BB: 1 P: 15	R: 0 E: 0 K: 1 S: 8	H: 0 LOB: 1 BB: 1 P: 16	R: 1 E: 0 K: 0 S: 9	H: 2 LOB: 1 BB: 0 P: 11	R: 0 E: 0 K: 0 S: 11	H: 0 LOB: 0 BB: 0 P: 16	1B: 4 2B: 3 3B: 0 HR: 0	SF: 0 SAC: 0 DP: 0 HBP: 0	WP: 0 PB: 0 SB: 0 CS: 0	PA: 32							
PITCHER	IP	WLS	BF	H	R	ER	SO	BB	IBB	HBP	BLK	WP	HR	S	P	ERA	WHIP										
29 Nate Robertson, L (1, 1) ERA: 1.8	7.0	L	29	7	2	2	5	2	0	0	0	0	0	59	97	2.57	1.286										
54 Joel Zumaya, R (8, 1) ERA: 1.17	1.0		3	0	0	0	0	0	0	0	0	0	0	11	16	0.00	0.000										

Detroit Tigers @ Toronto Blue Jays
Rogers Centre, Toronto, ON
Sun Apr 15 2007, 1:07 PM EDT
Att: 25,983 - Roof Closed - 68 F

AB 30
R 2
H 7
RBI 2
BB 2
SO 5
LOB 14



Batter	1	2	3	4	5	6	7	8	9	AB	R	H	RBI	BB	SO	LOB	TOP											
23 Julio Lugo, R (1, 6) OBP: 0.345, SLG: 0.360										4	0	0	0	0	1	0												
20 Kevin Youkilis, R (1, 3) OBP: 0.327, SLG: 0.348										4	0	0	0	0	1	0												
34 David Ortiz, L (1, 10) OBP: 0.375, SLG: 0.673										4	1	2	1	0	1	0												
Manny Ramirez, R (1, 7) OBP: 0.296, SLG: 0.213										3	0	0	0	1	0	1												
7 J.D. Drew, L (1, 9) OBP: 0.408, SLG: 0.452										4	1	1	0	0	1	1												
25 Mike Lowell, R (1, 5) OBP: 0.309, SLG: 0.460										4	1	2	1	0	0	1												
Coco Crisp, S (1, 8) OBP: 0.191, SLG: 0.205										4	0	0	0	0	0	2												
28 Doug Mirabeli, R (1, 2) OBP: 0.333, SLG: 0.833										3	1	2	2	0	0	0												
15 Dustin Pedroia, R (1, 4) OBP: 0.333, SLG: 0.188										3	0	0	0	0	1	2												
Inning Stats	R: 0 E: 0 K: 2 S: 8	H: 0 LOB: 0 BB: 0 P: 12	R: 0 E: 0 K: 0 S: 7	H: 0 LOB: 0 BB: 1 P: 12	R: 0 E: 0 K: 0 S: 8	H: 0 LOB: 0 BB: 0 P: 14	R: 0 E: 0 K: 1 S: 9	H: 0 LOB: 0 BB: 0 P: 15	R: 1 E: 0 K: 0 S: 9	H: 1 LOB: 0 BB: 0 P: 13	R: 1 E: 0 K: 0 S: 10	H: 1 LOB: 0 BB: 0 P: 14	R: 2 E: 0 K: 1 S: 15	H: 4 LOB: 2 BB: 0 P: 21	R: 0 E: 0 K: 0 S: 12	H: 1 LOB: 0 BB: 0 P: 20	R: 0 E: 0 K: 1 S: 8	H: 0 LOB: 0 BB: 0 P: 11	1B: 4 2B: 0 3B: 0 HR: 3	SF: 0 SAC: 0 DP: 1 HBP: 0	WP: 0 PB: 0 SB: 0 CS: 0	PA: 34						
PITCHER	IP	WLS	BF	H	R	ER	SO	BB	IBB	HBP	BLK	WP	HR	S	P	ERA	WHIP											
Tomo Ohka, R (1, 1) ERA: 7.02	6.1	L	23	4	4	4	3	1	0	0	0	0	0	3	55	87	5.68	0.789										
31 Victor Zambrano, R (7, 1) ERA: 2.09	1.1		6	2	0	0	1	0	0	0	0	0	0	17	24	0.00	1.500											
37 Scott Downs, L (8, 1) ERA:	0.2		3	1	0	0	1	0	0	0	0	0	0	9	14	0.00	1.500											
49 Jeremy Accardo, R (9, 1) ERA:	0.2		2	0	0	0	0	0	0	0	0	0	0	5	7	0.00	0.000											

Boston Red Sox @ Toronto Blue Jays
Rogers Centre, Toronto, ON
Wed Apr 18 2007, 7:07 PM EDT
Att: 20,188 - Roof Closed - 68 F

AB 33
R 4
H 7
RBI 4
BB 1
SO 5
LOB 7



Batter	1	2	3	4	5	6	7	8	9	AB	R	H	RBI	BB	SO	LOB	BOTTOM										
15 Alex Rios, R (1, 9) OBP: 0.274, SLG: 0.450										4	0	0	0	0	0	1											
Matt Stairs, L (1, 7) OBP: 0.381, SLG: 0.333										4	0	1	0	0	0	0											
10 Vernon Wells, R (1, 8) OBP: 0.274, SLG: 0.474										4	0	0	0	0	0	1											
Frank Thomas, R (1, 10) OBP: 0.333, SLG: 0.300										3	0	1	0	1	1	1											
17 Lyle Overbay, L (1, 3) OBP: 0.293, SLG: 0.389										3	0	0	0	1	1	1											
2 Aaron Hill, R (1, 4) OBP: 0.421, SLG: 0.588										3	0	1	0	1	1	0											
Jason Phillips, R (1, 2) OBP: 0.417, SLG: 0.364										3	0	0	0	0	1	3											
9 Gregg Zaun, S (9, PH) OBP: 0.313, SLG: 0.415										0	0	0	0	1	0	0											
Royce Clayton, R (1, 6) OBP: 0.317, SLG: 0.432										3	1	1	0	0	1	0											
Jason Smith, L (9, PH) OBP: 0.354, SLG: 0.476										1	0	0	0	0	1	2											
6 John McDonald, R (1, 5) OBP: 0.500, SLG: 0.588										3	0	1	1	0	1	0											
26 Adam Lind, L (9, PH) OBP: 0.308, SLG: 0.385										1	0	0	0	0	1	2											
Inning Stats	R: 0 E: 0 K: 0 S: 11	H: 1 LOB: 1 BB: 0 P: 14	R: 0 E: 0 K: 1 S: 7	H: 0 LOB: 0 BB: 0 P: 11	R: 0 E: 0 K: 1 S: 6	H: 0 LOB: 0 BB: 0 P: 7	R: 0 E: 0 K: 1 S: 8	H: 0 LOB: 3 BB: 3 P: 22	R: 0 E: 0 K: 1 S: 10	H: 0 LOB: 0 BB: 0 P: 15	R: 0 E: 0 K: 0 S: 9	H: 1 LOB: 1 BB: 0 P: 15	R: 1 E: 0 K: 0 S: 10	H: 2 LOB: 1 BB: 0 P: 15	R: 0 E: 0 K: 1 S: 7	H: 0 LOB: 0 BB: 0 P: 9	R: 0 E: 0 K: 3 S: 13	H: 1 LOB: 2 BB: 1 P: 21	1B: 3 2B: 2 3B: 0 HR: 0	SF: 0 SAC: 0 DP: 0 HBP: 0	WP: 0 PB: 1 SB: 0 CS: 0	PA: 36					
PITCHER	IP	WLS	BF	H	R	ER	SO	BB	IBB	HBP	BLK	WP	HR	S	P	ERA	WHIP										
49 Tim Wakefield, R (1, 1) ERA: 1.35	7.0	W	28	4	1	1	4	3	0	0	0	0	0	61	99	1.29	1.000										
53 Brendan Donnelly, R (8, 1) ERA:	1.0	H	3	0	0	0	1	0	0	0	0	0	0	7	9	0.00	0.000										
58 Jonathan Papelbon, R (9, 1) ERA:	1.0	S	5	1	0	0	3	1	0	0	0	0	0	13	21	0.00	2.000										


Boston Red Sox @ Toronto Blue Jays
Rogers Centre, Toronto, ON
Wed Apr 18 2007, 7:07 PM EDT
Att: 20,188 - Roof Closed - 68 F

AB 32
R 1
H 5
RBI 1
BB 4
SO 8
LOB 11



Batter	1	2	3	4	5	6	7	8	9	AB	R	H	RBI	BB	SO	LOB	TOP										
Coco Crisp, S (1, 8) OBP: 0.212, SLG: 0.229	G1-3		1B		G1-3			HR	SF8	4	1	2	1	0	0	0	Boston Red Sox @ Toronto Blue Jays Rogers Centre, Toronto, ON Thu Apr 19 2007, 12:37 PM EDT Att: 33,297 - Roof Closed - 68 F										
20 Kevin Youkilis, R (1, 5) OBP: 0.316, SLG: 0.333	1B		F6			P5		P6	F7	5	0	1	0	0	0	4											
34 David Ortiz, L (1, 10) OBP: 0.383, SLG: 0.673	G1-5-3		BB			2B		K		3	0	1	0	1	1	2											
Manny Ramirez, R (1, 7) OBP: 0.310, SLG: 0.280		BB	G5-4-3			G5-3		HR		3	2	1	2	1	0	4											
7 J.D. Drew, L (1, 9) OBP: 0.434, SLG: 0.455		1B			K					2	0	1	0	2	1	0											
Jason Varitek, S (1, 2) OBP: 0.282, SLG: 0.243	1B				G3			IBB		4	0	0	0	0	0	5											
12 Eric Hinske, L (1, 3) OBP: 0.667, SLG: 1.000		SF7			G4-3					2	0	0	1	1	1	0											
15 Dustin Pedroia, R (1, 4) OBP: 0.302, SLG: 0.167						G5-3		L5		4	0	0	0	0	0	2											
23 Julio Lugo, R (9, PR) OBP: 0.345, SLG: 0.360		P6							FC3-6	0	1	0	0	0	0	0											
13 Alex Cora, L (1, 6) OBP: 0.333, SLG: 0.545			1B		G6-3			G4-3		4	1	2	1	0	0	0											
Inning Stats	R: 0 E: 0 K: 0 S: 6	H: 1 LOB: 0 BB: 0 P: 10	R: 1 E: 0 K: 0 S: 11	H: 1 LOB: 1 BB: 1 P: 16	R: 0 E: 0 K: 0 S: 6	H: 2 LOB: 2 BB: 1 P: 10	R: 0 E: 0 K: 1 S: 9	H: 0 LOB: 0 BB: 0 P: 14	R: 0 E: 0 K: 0 S: 8	H: 1 LOB: 2 BB: 0 P: 11	R: 0 E: 0 K: 1 S: 10	H: 0 LOB: 0 BB: 0 P: 7	R: 2 E: 0 K: 1 S: 9	H: 2 LOB: 1 BB: 1 P: 21	R: 2 E: 0 K: 0 S: 9	H: 1 LOB: 1 BB: 1 P: 18	1B: 5 2B: 1 3B: 1 HR: 1	SF: 2 SAC: 0 DP: 2 HBP: 0	WP: 0 PB: 0 SB: 0 CS: 0	PA: 38							
PITCHER	IP	WLS	BF	H	R	ER	SO	BB	IBB	HBP	BLK	WP	HR	S	P	ERA	WHIP										
32 Roy Halladay, R (1, 1) ERA: 2.37	7.1		29	6	2	2	2	2	1	0	0	0	0	59	95	2.46	1.091										
37 Scott Downs, L (8, 1) ERA:	0.1	H	1	0	0	0	1	0	0	0	1	0	0	4	7	0.00	0.000										
28 Shaun Marcum, R (8, 1) ERA: 5.19	0.2	L	5	1	2	2	0	2	0	0	0	0	1	6	16	27.00	4.500										
54 Jason Frasor, R (9, 1) ERA: 2.25	0.2		3	1	1	1	0	0	0	0	0	0	0	5	10	13.50	1.500										

AB 31
R 5
H 8
RBI 5
BB 5
SO 3
LOB 17



Batter	1	2	3	4	5	6	7	8	9	AB	R	H	RBI	BB	SO	LOB	BOTTOM										
15 Alex Rios, R (1, 9) OBP: 0.299, SLG: 0.516	G5-3		2B			HR			F9	4	1	2	1	1	0	1	Boston Red Sox @ Toronto Blue Jays Rogers Centre, Toronto, ON Thu Apr 19 2007, 12:37 PM EDT Att: 33,297 - Roof Closed - 68 F										
26 Adam Lind, L (1, 7) OBP: 0.294, SLG: 0.353	G3-1		G3-1			10 WP		FC4-6		4	1	1	0	0	0	3											
10 Vernon Wells, R (1, 8) OBP: 0.288, SLG: 0.508	K				F9	17 PB		G5-3		4	0	2	1	0	1	0											
Frank Thomas, R (1, 10) OBP: 0.328, SLG: 0.352		HR			G6-3		G5-3	G5-3		4	1	1	1	0	0	2											
17 Lyle Overbay, L (1, 3) OBP: 0.306, SLG: 0.375		G1-3			G3			G5-3		2	0	0	0	2	0	0											
2 Aaron Hill, R (1, 4) OBP: 0.393, SLG: 0.545		K				G5-3		G1-3		4	0	0	0	0	1	4											
9 Gregg Zaun, S (1, 2) OBP: 0.308, SLG: 0.386		F8				K		F7		3	0	0	0	1	1	0											
Jason Smith, L (1, 5) OBP: 0.346, SLG: 0.440			1B		K		K		K	4	0	1	0	0	3	1											
6 John McDonald, R (1, 6) OBP: 0.476, SLG: 0.600			G1-6-3							3	0	1	0	0	0	1											
Matt Stairs, L (9, PH) OBP: 0.364, SLG: 0.316		G1-6-3				G6-3				1	0	0	0	0	1	1											
Inning Stats	R: 0 E: 0 K: 1 S: 9	H: 0 LOB: 0 BB: 0 P: 16	R: 1 E: 0 K: 1 S: 10	H: 1 LOB: 0 BB: 0 P: 17	R: 0 E: 0 K: 0 S: 10	H: 2 LOB: 1 BB: 0 P: 11	R: 0 E: 0 K: 0 S: 5	H: 0 LOB: 0 BB: 0 P: 8	R: 0 E: 0 K: 2 S: 9	H: 0 LOB: 0 BB: 0 P: 13	R: 2 E: 0 K: 0 S: 18	H: 3 LOB: 2 BB: 1 P: 27	R: 0 E: 0 K: 1 S: 8	H: 1 LOB: 2 BB: 1 P: 15	R: 0 E: 0 K: 0 S: 6	H: 1 LOB: 1 BB: 1 P: 11	R: 0 E: 0 K: 2 S: 17	H: 0 LOB: 1 BB: 1 P: 26	1B: 2 2B: 4 3B: 0 HR: 2	SF: 0 SAC: 0 DP: 2 HBP: 0	WP: 1 PB: 1 SB: 0 CS: 0	PA: 37					
PITCHER	IP	WLS	BF	H	R	ER	SO	BB	IBB	HBP	BLK	WP	HR	S	P	ERA	WHIP										
51 Julian Tavarez, R (1, 1) ERA: 6.75	5.1		21	6	3	3	4	0	0	0	0	0	0	56	82	5.06	1.125										
36 Joel Pineiro, R (6, 1) ERA: 3.38	0.2		3	0	0	0	0	1	0	0	0	0	0	5	10	0.00	1.500										
J.C. Romero, L (7, 1) ERA: 5.06	1.0		5	1	0	0	1	0	1	0	0	0	0	8	15	0.00	1.000										
50 Mike Timlin, R (8, 1) ERA: 6.0	1.0	W	4	1	0	0	0	0	1	0	0	0	0	6	11	0.00	1.000										
56 Jonathan Papelbon, R (9, 1) ERA:	1.0	S	4	0	0	0	2	1	0	0	0	0	0	17	26	0.00	1.000										

AB 33
R 3
H 8
RBI 3
BB 4
SO 7
LOB 13



Batter	1	2	3	4	5	6	7	8	9	AB	R	H	RBI	BB	SO	LOB	TOP		
15 Alex Rios, R OBP: 0.278, SLG: 0.478 (1, 8)	F9	F9			K		K		K	5	0	0	0	0	3	3	Toronto Blue Jays @ Baltimore Orioles Oriole Park at Camden Yards, Baltimore, MD Fri Apr 20 2007, 7:05 PM EDT Att: 25,025 - Clear - 68 F		
9 Gregg Zaun, S OBP: 0.298, SLG: 0.367 (1, 2)	G4-3		G6-3		K		BB 10 1B		F9	5	1	1	0	0	1	0			
17 Lyle Overbay, L OBP: 0.313, SLG: 0.377 (1, 3)	F8		K		1B		F7		1B	5	0	2	0	0	1	2			
Frank Thomas, R OBP: 0.333, SLG: 0.345 (1, 10)		G6-3	P2		P5		10 1B		1B	4	0	1	0	1	0	1			
Matt Stairs, L OBP: 0.360, SLG: 0.318 10 Vernon Wells, R (7, PH) OBP: 0.294, SLG: 0.508 (7, 8)		26 1B		F7		F7		1B	P3	3	1	1	0	0	0	0			
2 Aaron Hill, R OBP: 0.385, SLG: 0.542 (1, 4)	K		1B	1B	2B		L7		G4-3	4	0	1	0	0	1	3			
26 Adam Lind, L OBP: 0.333, SLG: 0.429 (1, 7)		2B		K		2B		P2		4	1	2	1	0	1	1			
Royce Clayton, R OBP: 0.333, SLG: 0.463 (1, 6)		2B		K		K		F9		4	0	2	1	0	1	1			
Jason Smith, L OBP: 0.367, SLG: 0.407 (1, 5)		HBP		G4-3		G4-3		L3		2	1	0	0	1	0	2			
Inning Stats	R: 0 E: 0 K: 0 S: 11	H: 0 LOB: 0 BB: 0 P: 19	R: 2 E: 0 K: 1 S: 14	H: 3 LOB: 2 BB: 0 P: 17	R: 0 E: 0 K: 1 S: 5	H: 0 LOB: 0 BB: 0 P: 6	R: 0 E: 0 K: 1 S: 9	H: 2 LOB: 2 BB: 0 P: 16	R: 0 E: 0 K: 1 S: 9	H: 1 LOB: 1 BB: 0 P: 16	R: 2 E: 0 K: 1 S: 13	H: 2 LOB: 2 BB: 2 P: 24	R: 0 E: 0 K: 0 S: 6	H: 0 LOB: 0 BB: 0 P: 13	R: 0 E: 0 K: 1 S: 9	H: 2 LOB: 2 BB: 0 P: 15		1B: 8 2B: 3 3B: 0 HR: 0	SF: 0 SAC: 0 DP: 0 HBP: 1
PITCHER	IP	WLS	BF	H	R	ER	SO	BB	IBB	HBP	BLK	WP	HR	S	P	ERA	WHIP		
40 Daniel Cabrera, R ERA: 4.1 (1, 1)	6.2		31	8	4	4	7	2	0	1	0	0	0	66	109	5.40	1.500		
John Parrish, L ERA: (7, 1)	1.1	W	5	1	0	0	0	0	0	0	0	0	0	10	19	0.00	0.750		
37 Chris Ray, R ERA: 3.72 (9, 1)	1.0		5	2	0	0	1	0	0	0	0	0	0	9	15	0.00	2.000		

AB	38
R	4
H	11
RBI	4
BB	2
SO	8
LOB	15



Batter	1	2	3	4	5	6	7	8	9	AB	R	H	RBI	BB	SO	LOB	BOTTOM				
1 Brian Roberts, S OBP: 0.325, SLG: 0.303 (1, 4)	F7			6 HR	F8		L8		21 1B	4	1	1	0	1	0	3	Toronto Blue Jays @ Baltimore Orioles Oriole Park at Camden Yards, Baltimore, MD Fri Apr 20 2007, 7:05 PM EDT Att: 25,025 - Clear - 68 F				
6 Melvin Mora, R OBP: 0.342, SLG: 0.537 (1, 5)	21 G4-6-3 BB			HR		17 F9	21 1B		K	2	1	1	2	3	1	0					
21 Nick Markakis, L OBP: 0.329, SLG: 0.448 (1, 9)	G4-6-3			G4-3		FC5-4	1B		10 2B	5	1	3	1	0	0	1					
10 Miguel Tejada, R OBP: 0.371, SLG: 0.406 (1, 6)		G4-3		G5-3		K			17 SF8	4	1	1	0	0	1	2					
17 Aubrey Huff, L OBP: 0.277, SLG: 0.333 (1, 3)		F7		L4		F9			1B	3	0	0	1	0	0	2					
Kevin Millar, R OBP: 0.403, SLG: 0.500 (1, 10)		P3		G3 BB		FC5-4			2B	3	0	1	1	1	0	2					
31 Jay Gibbons, L OBP: 0.304, SLG: 0.346 (1, 7)				G3		K			F7	4	0	0	0	0	1	2					
Corey Patterson, L OBP: 0.340, SLG: 0.372 (1, 8)				G3		G3 BB			P4	3	1	1	0	1	0	0					
Paul Bako, L OBP: 0.289, SLG: 0.324 (1, 2)				G4-3		G3			SH1-4	2	0	0	0	1	0	2					
Inning Stats	R: 0 E: 0 K: 0 S: 6	H: 0 LOB: 1 BB: 1 P: 10	R: 0 E: 0 K: 0 S: 11	H: 0 LOB: 0 BB: 0 P: 19	R: 0 E: 0 K: 0 S: 5	H: 0 LOB: 0 BB: 0 P: 7	R: 2 E: 0 K: 0 S: 16	H: 2 LOB: 0 BB: 0 P: 27	R: 0 E: 0 K: 1 S: 12	H: 0 LOB: 2 BB: 2 P: 21	R: 0 E: 0 K: 1 S: 10	H: 1 LOB: 1 BB: 1 P: 16	R: 0 E: 0 K: 0 S: 6	H: 0 LOB: 1 BB: 1 P: 14	R: 2 E: 0 K: 1 S: 14	H: 3 LOB: 1 BB: 0 P: 22		R: 1 E: 0 K: 0 S: 9	H: 2 LOB: 3 BB: 2 P: 20	1B: 6 2B: 1 3B: 0 HR: 1	SF: 1 SAC: 1 DP: 1 HBP: 0
PITCHER	IP	WLS	BF	H	R	ER	SO	BB	IBB	HBP	BLK	WP	HR	S	P	ERA	WHIP				
34 A.J. Burnett, R ERA: 5.57 (1, 1)	7.0		28	3	2	2	2	5	0	0	0	0	0	8	11	2.57	1.143				
28 Shaun Marcum, R ERA: 7.0 (8, 1)	0.1	H	3	2	2	2	1	0	0	0	0	0	0	8	11	54.00	6.000				
44 Casey Janssen, R ERA: 1.74 (8, 1)	0.2	B	3	1	0	0	0	0	0	0	0	0	0	6	11	0.00	1.500				
31 Victor Zambrano, R ERA: 3.86 (9, 1)	0.1	L	5	2	1	1	0	1	1	0	0	0	0	9	20	27.00	9.000				

AB	30
R	5
H	8
RBI	5
BB	7
SO	3
LOB	14



Batter	1	2	3	4	5	6	7	8	9	AB	R	H	RBI	BB	SO	LOB	TOP					
15 Alex Rios, R OBP: 0.305, SLG: 0.487	1-2 P5		2-1 L8		1-1 26 BB 1B		2-1 F8		2-0 1B	5	0	2	2	0	0	0	Toronto Blue Jays @ Baltimore Orioles Oriole Park at Camden Yards, Baltimore, MD Sun Apr 22 2007, 1:35 PM EDT Att: 27,285 - Sunny - 85 F					
26 Adam Lind, L OBP: 0.333, SLG: 0.357	4-2 BB		2-2 G4-1		4-2 BB			0-1 P5	1-2 2-H 3-H 1B	3	0	0	0	2	1	2						
10 Vernon Wells, R OBP: 0.289, SLG: 0.471	2-1 P4			0-0 F9	0-1 P3			0-3 K		4	0	0	0	0	1	3						
17 Lyle Overbay, L OBP: 0.320, SLG: 0.358	2-2 G6-3					4-2 9 BB BB		2-1 L6		3	0	0	0	1	1	1						
Frank Thomas, R OBP: 0.338, SLG: 0.338		2-1 L7		3-2 9 2B 1B		1-0 F8		0-2 1B 20 WP 15 1B 1B		4	1	2	0	0	0	1						
9 Gregg Zaun, S OBP: 0.306, SLG: 0.377	1-2 G5-3		0-1 1B	1-3 2B		4-1 2 G6-4-3 BB		1-3 K		3	0	1	0	1	1	1						
2 Aaron Hill, R OBP: 0.370, SLG: 0.545	2-0 HR		3-3 K		1-1 G6-4-3			0-0 F9		4	1	1	1	0	1	5						
Jason Smith, L OBP: 0.314, SLG: 0.344		2-3 K		1-2 G4-3			2-2 P2	4-0 15 1B 1B BB		3	0	0	0	0	1	0						
20 Ryan Roberts, R (9, PH)								1-2 15 1B BB		0	1	0	0	1	0	0						
Royce Clayton, R OBP: 0.340, SLG: 0.449			2-2 F8		2-1 F8		1-3 K	1-2 15 1B 1B		4	0	1	0	0	1	0						
Inning Stats	R: 0 E: 0 K: 0 S: 10	H: 0 LOB: 1 BB: 1 P: 19	R: 1 E: 0 K: 1 S: 13	H: 1 LOB: 0 BB: 0 P: 20	R: 0 E: 0 K: 0 S: 11	H: 0 LOB: 0 BB: 0 P: 17	R: 0 E: 0 K: 2 S: 14	H: 2 LOB: 2 BB: 0 P: 22	R: 0 E: 0 K: 0 S: 13	H: 1 LOB: 2 BB: 1 P: 21	R: 0 E: 0 K: 0 S: 7	H: 0 LOB: 0 BB: 0 P: 17	R: 0 E: 0 K: 1 S: 11	H: 0 LOB: 0 BB: 0 P: 16	R: 0 E: 0 K: 1 S: 7	H: 0 LOB: 0 BB: 0 P: 9	R: 2 E: 0 K: 2 S: 14	H: 3 LOB: 2 BB: 1 P: 24	1B: 5 2B: 1 3B: 0 HR: 1	SF: 0 SAC: 0 DP: 1 HBP: 0	WP: 1 PB: 0 SB: 0 CS: 0	PA: 38
PITCHER	IP WLS BF H R ER SO BB IBB HBP BLK WP HR S P ERA WHIP																					
41 Steve Trachsel, R ERA: 4.37	5.1 W 24 4 1 1 3 4 0 0 0 0 0 1 66 113 1.69 1.500																					
Chad Bradford, R ERA: 1.23	0.2 1 0 0 0 0 0 0 0 0 0 0 0 2 3 0.00 0.000																					
51 Scott Williamson, R ERA: 1.93	1.0 3 0 0 0 1 0 0 0 0 0 0 0 11 16 0.00 0.000																					
32 Jamie Walker, L ERA: 1.13	1.0 3 0 0 0 1 0 0 0 0 0 0 0 7 9 0.00 0.000																					
56 Brian Burres, L ERA: 3.38	1.0 7 3 2 2 2 1 0 0 0 0 1 0 14 24 18.00 4.000																					

Batter	1	2	3	4	5	6	7	8	9	AB	R	H	RBI	BB	SO	LOB	BOTTOM			
Jay Payton, R OBP: 0.600, SLG: 0.600	2-2 G5-3			0-0 6 BB 21 3B 1B	0-0 6 BB 21 2B 1B	0-1 F8		1-1 6 G6-4-3 1B		5	2	3	0	0	0	0	Toronto Blue Jays @ Baltimore Orioles Oriole Park at Camden Yards, Baltimore, MD Sun Apr 22 2007, 1:35 PM EDT Att: 27,285 - Sunny - 85 F			
6 Melvin Mora, R OBP: 0.348, SLG: 0.514	2-2 K			4-1 21 3B BB	4-0 21 2B 10 1B BB	0-1 10 1B 1B		2-2 G6-4-3		3	2	1	0	2	1	1				
21 Nick Markakis, L OBP: 0.354, SLG: 0.486	2-2 F9			1-1 10 1B 3B	1-1 10 1B 2B	0-0 F8		1-2 1-2		4	2	2	3	0	0	1				
10 Miguel Tejada, R OBP: 0.397, SLG: 0.423		1-0 G6-3		1-0 HBP 1B	3-2 BB 1B HBP 1B	0-1 1-3 1B		1-3 1B		4	1	3	3	0	0	0				
17 Aubrey Huff, L OBP: 0.247, SLG: 0.294	0-1 F8			1-0 L9	1-3 K	0-1 G3				4	0	0	0	0	1	4				
Kevin Millar, R OBP: 0.414, SLG: 0.473	1-2 G5-3			1-0 1B BB	1-2 HBP		1-3 K			2	0	0	0	0	1	0				
Chris Gomez, R OBP: 0.348, SLG: 0.455			3-2 G6-3	1-1 F8	4-2 1B BB		1-1 G6-3			3	0	0	0	1	0	2				
Corey Patterson, L OBP: 0.345, SLG: 0.373			1-1 G4-3	1-2 P5	0-1 1-2 2-3 1B		1-0 G6-3			4	0	1	1	0	0	2				
Alberto Castillo, R OBP: 0.261, SLG: 0.286	1-1 F7							0-1 G4-3		4	0	0	0	0	0	3				
Inning Stats	R: 0 E: 0 K: 1 S: 10	H: 0 LOB: 0 BB: 0 P: 16	R: 0 E: 0 K: 0 S: 7	H: 0 LOB: 0 BB: 0 P: 9	R: 0 E: 0 K: 0 S: 7	H: 0 LOB: 0 BB: 0 P: 12	R: 3 E: 0 K: 0 S: 11	H: 3 LOB: 2 BB: 1 P: 21	R: 4 E: 0 K: 1 S: 20	H: 4 LOB: 3 BB: 2 P: 39	R: 0 E: 0 K: 0 S: 9	H: 2 LOB: 0 BB: 0 P: 9	R: 0 E: 0 K: 1 S: 8	H: 0 LOB: 0 BB: 0 P: 11	R: 0 E: 0 K: 0 S: 7	H: 1 LOB: 0 BB: 0 P: 10		1B: 8 2B: 1 3B: 1 HR: 0	SF: 0 SAC: 0 DP: 1 HBP: 2	WP: 0 PB: 0 SB: 0 CS: 0
PITCHER	IP WLS BF H R ER SO BB IBB HBP BLK WP HR S P ERA WHIP																			
39 Gustavo Chacin, L ERA: 5.32	4.1 L 21 5 6 6 1 1 0 1 0 0 0 0 15 29 13.50 4.500																			
31 Victor Zambrano, R ERA: 5.09	0.2 6 2 1 1 1 1 0 1 0 0 0 0 24 30 0.00 1.000																			
36 Jamie Vermilyea, R ERA:	3.0 11 3 0 0 1 0 0 0 0 0 0 0 24 30 0.00 1.000																			

AB	33
R	3
H	7
RBI	3
BB	5
SO	7
LOB	13



AB	33
R	7
H	10
RBI	7
BB	3
SO	3
LOB	13



Batter	1	2	3	4	5	6	7	8	9	AB	R	H	RBI	BB	SO	LOB	TOP								
15 Alex Rios, R OBP: 0.293, SLG: 0.448	G6-3		10 1B 26 BB 2B		G5-3	F6	F8			5	1	1	0	0	0	4	Toronto Blue Jays @ Boston Red Sox Fenway Park, Boston, MA Tue Apr 24 2007, 7:05 PM EDT Att: 37,161 - Clear - 70 F								
26 Adam Lind, L OBP: 0.361, SLG: 0.375	K		10 1B 2B		F9	E8		1B	4	3	2	0	1	1	1										
10 Vernon Wells, R OBP: 0.337, SLG: 0.570	HR		2B 17 E		17 E	1B		F7	5	4	4	3	0	0	1										
Frank Thomas, R OBP: 0.368, SLG: 0.411	HBP		1-3 2H 3-H		F9	1B		F7	4	0	2	3	0	0	3										
17 Lyle Overbay, L OBP: 0.313, SLG: 0.361	K		E3		E7	K		G4-3	5	0	1	3	0	2	4										
2 Aaron Hill, R OBP: 0.373, SLG: 0.592		F8	G4-6-3		L6			F8	5	0	0	0	0	0	3										
9 Gregg Zaun, S OBP: 0.279, SLG: 0.339	G6-3				G6-3			F8	1	0	0	0	0	0	0										
Jason Phillips, R OBP: 0.408, SLG: 0.350						FC6		G1-3	4	0	2	0	0	0	0										
Royce Clayton, R OBP: 0.323, SLG: 0.414	G5-3				G5-3	FC6		G4-6-3	5	1	1	0	0	0	2										
6 John McDonald, R OBP: 0.517, SLG: 0.679			L5		G6-3	26 E		1B	4	1	2	0	0	0	0										
Inning Stats	R: 1 E: 0 K: 2 S: 13	H: 1 LOB: 1 BB: 0 P: 21	R: 0 E: 0 K: 0 S: 9	H: 0 LOB: 0 BB: 0 P: 12	R: 3 E: 1 K: 0 S: 14	H: 3 LOB: 1 BB: 1 P: 22	R: 0 E: 0 K: 0 S: 6	H: 0 LOB: 0 BB: 0 P: 10	R: 2 E: 1 K: 0 S: 13	H: 3 LOB: 1 BB: 0 P: 24	R: 4 E: 1 K: 1 S: 21	H: 4 LOB: 1 BB: 0 P: 29	R: 0 E: 0 K: 0 S: 15	H: 2 LOB: 2 BB: 0 P: 18	R: 0 E: 0 K: 0 S: 6	H: 1 LOB: 1 BB: 0 P: 9	R: 0 E: 0 K: 0 S: 6	H: 1 LOB: 0 BB: 0 P: 8	1B: 12 2B: 2 3B: 0 HR: 1	SF: 0 SAC: 0 DP: 2 HBP: 1	WP: 0 PB: 0 SB: 1 CS: 0	PA: 44			
PITCHER	IP	WLS	BF	H	R	ER	SO	BB	IBB	HBP	BLK	WP	HR	S	P	ERA	WHIP								
51 Julian Tavaraz, R ERA: 8.36	4.2	L	23	7	6	6	2	1	0	0	0	0	1	53	85	11.57	1.714								
39 Kyle Snyder, R ERA: 3.39	1.1		9	4	4	0	1	0	0	0	0	0	0	23	33	0.00	3.000								
36 Joel Pineiro, R ERA: 3.12	2.0		9	3	0	0	0	0	0	0	0	0	0	21	27	0.00	1.500								
50 Mike Timlin, R ERA: 6.35	1.0		3	1	0	0	0	0	0	0	0	0	0	6	8	0.00	1.000								

AB	42
R	10
H	15
RBI	9
BB	1
SO	3
LOB	18



Batter	1	2	3	4	5	6	7	8	9	AB	R	H	RBI	BB	SO	LOB	BOTTOM								
23 Julio Lugo, R OBP: 0.359, SLG: 0.324	12 34 G4-3 1B		12 S 1B		K			F7		3	2	2	0	0	1	0	Toronto Blue Jays @ Boston Red Sox Fenway Park, Boston, MA Tue Apr 24 2007, 7:05 PM EDT Att: 37,161 - Clear - 70 F								
13 Alex Cora, L OBP: 0.412, SLG: 0.533								K	1	0	0	0	0	0	0										
12 Eric Hinske, L OBP: 0.529, SLG: 0.667	G4-3		1B		F8			K	4	0	1	1	0	1	1										
34 David Ortiz, L OBP: 0.361, SLG: 0.630	FC6-4 1B		K			L8			4	0	1	1	0	2	1										
Manny Ramirez, R OBP: 0.296, SLG: 0.296	FC6-4		G5-3			F9		F8	4	0	0	0	0	0	2										
7 J.D. Drew, L OBP: 0.413, SLG: 0.469	G1-3				G4-3			G4-3	4	0	0	0	0	0	1										
25 Mike Lowell, R OBP: 0.360, SLG: 0.588		F8			HR			K	3	1	1	1	0	1	0										
Jason Varitek, S OBP: 0.310, SLG: 0.404									3	0	0	0	0	0	3										
28 Doug Mirabeli, R OBP: 0.438, SLG: 0.800									0	0	0	0	0	0	0										
Wily Mo Peña, R OBP: 0.250, SLG: 0.286			K2-3		G6-3			K	3	0	0	0	0	2	0										
15 Dustin Pedroia, R OBP: 0.309, SLG: 0.234			G5-3		G5-3			K	3	0	0	0	0	1	0										
Inning Stats	R: 1 E: 0 K: 0 S: 10	H: 2 LOB: 1 BB: 0 P: 14	R: 0 E: 0 K: 2 S: 7	H: 0 LOB: 0 BB: 0 P: 10	R: 1 E: 0 K: 1 S: 16	H: 2 LOB: 1 BB: 0 P: 21	R: 1 E: 0 K: 1 S: 8	H: 1 LOB: 0 BB: 0 P: 14	R: 0 E: 0 K: 0 S: 8	H: 0 LOB: 0 BB: 0 P: 13	R: 0 E: 0 K: 0 S: 10	H: 0 LOB: 0 BB: 0 P: 15	R: 0 E: 0 K: 3 S: 11	H: 0 LOB: 0 BB: 0 P: 15	R: 0 E: 0 K: 2 S: 8	H: 0 LOB: 0 BB: 0 P: 11	R: 0 E: 0 K: 1 S: 8	H: 0 LOB: 0 BB: 0 P: 12	1B: 4 2B: 0 3B: 0 HR: 1	SF: 0 SAC: 0 DP: 0 HBP: 0	WP: 0 PB: 0 SB: 2 CS: 0	PA: 32			
PITCHER	IP	WLS	BF	H	R	ER	SO	BB	IBB	HBP	BLK	WP	HR	S	P	ERA	WHIP								
32 Roy Halladay, R ERA: 2.88	8.0	W	29	5	3	3	10	0	0	0	0	0	0	78	113	3.38	0.625								
28 Shaun Marcum, R ERA: 6.3	1.0		3	0	0	0	1	0	0	0	0	0	0	8	12	0.00	0.000								

AB	32
R	3
H	5
RBI	3
BB	0
SO	11
LOB	5




Batter	1	2	3	4	5	6	7	8	9	AB	R	H	RBI	BB	SO	LOB	TOP								
15 Alex Rios, R OBP: 0.308, SLG: 0.451	1-0 26 S 10 2B 1B		2-1 F8				3-1 10 1B 17 WP SF8 1B	3-2 G4-3		4	3	2	1	1	0	1									
26 Adam Lind, L OBP: 0.341, SLG: 0.333	1-3 K		1-3 K				1-3 17 WP 17 SF7 10 BB BB		0-1 G5-3	4	1	0	0	1	3	2									
10 Vernon Wells, R OBP: 0.374, SLG: 0.598	2-1 1B		3-1 1B				1-0 17 E 17 S 1B	4-0 17 WP BB	4-1 17 FC6-4 BB	3	1	3	1	2	0	0									
Frank Thomas, R OBP: 0.359, SLG: 0.403	3-2 17 G3 17 WP 1B		0-0 F8				0-2 SF8	1-0 F8	1-2 L5	4	0	1	2	0	0	5									
17 Lyle Overbay, L OBP: 0.318, SLG: 0.351	2-2 G3			4-2 G4-3 2 G5-3 BB			3-2 SF7	3-2 SF7	1-1 FC6-4	2	0	0	1	2	0	2									
2 Aaron Hill, R OBP: 0.356, SLG: 0.563	2-0 G6-3			3-2 G5-3			1-1 FC6-4	1-2 2-H 3-H 2-2 F9		4	0	0	0	0	0	5									
Jason Smith, L OBP: 0.308, SLG: 0.333		0-3 K		2-2 G4-3			2-3 K	1-0 G5-3 1B		4	0	1	0	0	2	1									
Jason Phillips, R OBP: 0.346, SLG: 0.292		2-3 K		2-0 F9			3-2 F9	0-0 G5-3	1-2 G5-3	4	0	0	0	0	1	2									
6 John McDonald, R OBP: 0.485, SLG: 0.625		2-2 G4-3			1-1 15 S 15 1B 1B		3-3 K	1-2 P3		4	1	1	0	0	1	1									
Inning Stats	R: 2 E: 0 K: 1 S: 16	H: 3 LOB: 1 BB: 0 P: 27	R: 0 E: 0 K: 2 S: 9	H: 0 LOB: 0 BB: 0 P: 13	R: 0 E: 0 K: 1 S: 9	H: 1 LOB: 1 BB: 0 P: 15	R: 0 E: 0 K: 0 S: 11	H: 0 LOB: 1 BB: 1 P: 22	R: 2 E: 0 K: 1 S: 13	H: 3 LOB: 2 BB: 1 P: 24	R: 0 E: 0 K: 2 S: 12	H: 0 LOB: 0 BB: 0 P: 20	R: 2 E: 0 K: 0 S: 11	H: 0 LOB: 1 BB: 3 P: 29	R: 0 E: 0 K: 0 S: 9	H: 1 LOB: 1 BB: 0 P: 14	R: 0 E: 0 K: 0 S: 8	H: 0 LOB: 1 BB: 1 P: 14	1B: 7 2B: 1 3B: 0 HR: 0	SF: 2 SAC: 0 DP: 0 HBP: 0	WP: 2 PB: 0 SB: 3 CS: 0	PA: 41			
PITCHER	IP	WLS	BF	H	R	ER	SO	BB	IBB	HBP	BLK	WP	HR	S	P	ERA	WHIP								
65 Phil Hughes, R ERA: 8.31	4.1	L	21	7	4	4	5	1	0	0	0	1	0	53	91	8.31	1.846								
33 Brian Bruney, R ERA: 3.09	0.2		3	0	0	0	0	0	1	0	0	0	0	5	10	0.00	0.000								
34 Sean Henn, L ERA: 2.03	1.0		5	0	2	2	2	2	0	0	0	0	0	15	31	18.00	2.000								
Scott Proctor, R ERA: 4.5	1.0		4	0	0	0	0	1	0	0	0	1	0	8	18	0.00	1.000								
Mike Myers, L ERA: 1.8	2.0		8	1	0	0	0	1	0	0	0	0	0	17	28	0.00	1.000								

Toronto Blue Jays @ New York Yankees
Yankee Stadium, Bronx, NY
Thu Apr 26 2007, 7:05 PM EDT
Att: 45,118 - Cloudy - 53 F

livebaseballscorecards.com

AB 33
R 6
H 8
RBI 5
BB 6
SO 7
LOB 19




Batter	1	2	3	4	5	6	7	8	9	AB	R	H	RBI	BB	SO	LOB	BOTTOM								
18 Johnny Damon, L OBP: 0.357, SLG: 0.356	3-2 G3		4-2 11 S BB				0-1 FC4-6 11 S 1-2F BB	3-1 F9		3	0	0	0	1	0	1									
11 Doug Mientkiewicz, L OBP: 0.250, SLG: 0.239	1-2 G3-1		4-1 BB				1-1 L7	1-2 L8		3	0	0	0	1	0	1									
Bobby Abreu, L OBP: 0.381, SLG: 0.342	1-3 K		3-2 G4-3				2-3 K	2-2 G6-3		4	0	0	0	0	2	2									
13 Alex Rodriguez, R OBP: 0.436, SLG: 0.976		3-2 55 S 1B		2-0 F8			3-2 G4-3		2-1 G4-3	4	0	1	0	0	0	0									
25 Jason Giambi, L OBP: 0.379, SLG: 0.513 Josh Phelps, R OBP: 0.393, SLG: 0.458		1-0 P5		2-2 1B			0-1 1B		3-3 K	3	0	2	0	0	0	1									
55 Hideki Matsui, L OBP: 0.444, SLG: 0.421		4-2 20 G4-6-3 BB		4-1 BB			1-3 K		4-1 BB	1	0	0	0	3	1	1									
20 Jorge Posada, S OBP: 0.366, SLG: 0.492		1-2 G4-6-3		2-0 G4-3					2-3 K	4	0	0	0	0	2	4									
24 Robinson Cano, L OBP: 0.353, SLG: 0.385			0-3 K		1-2 FC6-4 1B				1-2 G3-1	3	0	1	0	0	1	0									
Miguel Cairo, R OBP: 0.353, SLG: 0.385			2-1 P5		0-1 FC6-4 18 FC4-6				1-2 G6-3	3	0	0	0	0	0	1									
Inning Stats	R: 0 E: 0 K: 1 S: 9	H: 0 LOB: 0 BB: 0 P: 14	R: 0 E: 0 K: 0 S: 9	H: 1 LOB: 1 BB: 1 P: 18	R: 0 E: 0 K: 1 S: 11	H: 0 LOB: 2 BB: 2 P: 24	R: 0 E: 0 K: 0 S: 7	H: 1 LOB: 1 BB: 1 P: 17	R: 0 E: 0 K: 0 S: 10	H: 1 LOB: 1 BB: 0 P: 12	R: 0 E: 0 K: 2 S: 13	H: 1 LOB: 1 BB: 0 P: 19	R: 0 E: 0 K: 1 S: 7	H: 0 LOB: 0 BB: 0 P: 9	R: 0 E: 0 K: 0 S: 8	H: 0 LOB: 0 BB: 0 P: 14	R: 0 E: 0 K: 2 S: 12	H: 0 LOB: 1 BB: 1 P: 23	1B: 4 2B: 0 3B: 0 HR: 0	SF: 0 SAC: 0 DP: 1 HBP: 0	WP: 0 PB: 0 SB: 3 CS: 0	PA: 34			
PITCHER	IP	WLS	BF	H	R	ER	SO	BB	IBB	HBP	BLK	WP	HR	S	P	ERA	WHIP								
34 A.J. Burnett, R ERA: 4.18	7.0	W	27	4	0	0	5	4	0	0	0	0	0	66	113	0.00	1.143								
49 Jeremy Accardo, R ERA: 1.00	1.0		3	0	0	0	0	0	0	0	0	0	0	8	14	0.00	0.000								
37 Scott Downs, L ERA: 1.00	1.0		4	0	0	0	2	1	0	0	0	0	0	12	23	0.00	1.000								

Toronto Blue Jays @ New York Yankees
Yankee Stadium, Bronx, NY
Thu Apr 26 2007, 7:05 PM EDT
Att: 45,118 - Cloudy - 53 F

livebaseballscorecards.com

AB 29
R 0
H 4
RBI 0
BB 5
SO 7
LOB 11



Batter	1	2	3	4	5	6	7	8	9	AB	R	H	RBI	BB	SO	LOB	TOP	
Kenny Lofton, L OBP: 0.326, SLG: 0.363	F9	L4			G4-6-3			G5-3		4	0	0	0	0	0	3	Texas Rangers @ Toronto Blue Jays Rogers Centre, Toronto, ON Sun Apr 29 2007, 1:07 PM EDT Att: 27,516 - Sunny - 63 F	
10 Michael Young, R OBP: 0.359, SLG: 0.350	1B		K			G1-3		2B		4	0	2	0	0	1	0		
23 Mark Teixeira, S OBP: 0.359, SLG: 0.356	K		G6-3			F8		L5		4	0	0	0	0	1	2		
Sammy Sosa, R OBP: 0.300, SLG: 0.537	F9		G5-3			F8		G6-3		4	0	0	0	0	0	2		
9 Hank Blalock, L OBP: 0.305, SLG: 0.395		BB			F7			G4-3		3	1	1	0	1	0	0		
27 Frank Catalanotto, L OBP: 0.234, SLG: 0.333		BB			G3			1B		1	1	0	0	1	0	0		
25 Jerry Hairston, R OBP: 0.324, SLG: 0.333		BB				2B		F9		2	0	1	0	0	0	1		
5 Ian Kinsler, R OBP: 0.387, SLG: 0.691		G4-3			G6-3			F8		4	1	1	2	0	0	2		
Matt Kata, S OBP: 0.333, SLG: 0.565		1B			G5-3			F9		4	0	2	1	0	0	0		
15 Gerald Laird, R OBP: 0.280, SLG: 0.262		1B			BB			K		3	0	1	0	1	1	2		
Inning Stats	R: 0 E: 0 K: 1 S: 9	H: 1 LOB: 1 BB: 0 P: 13	R: 1 E: 1 K: 0 S: 12	H: 2 LOB: 2 BB: 0 P: 27	R: 0 E: 0 K: 1 S: 9	H: 0 LOB: 0 BB: 0 P: 13	R: 0 E: 0 K: 0 S: 8	H: 0 LOB: 0 BB: 0 P: 13	R: 0 E: 0 K: 0 S: 6	H: 2 LOB: 2 BB: 0 P: 14	R: 0 E: 0 K: 0 S: 5	H: 1 LOB: 1 BB: 0 P: 10	R: 2 E: 0 K: 1 S: 12	H: 2 LOB: 0 BB: 0 P: 17	1B: 5 2B: 2 3B: 0 HR: 1	SF: 0 SAC: 0 DP: 1 HBP: 0	WP: 0 PA: 36 PB: 0 SB: 0 CS: 1	
PITCHER	IP	WLS	BF	H	R	ER	SO	BB	IBB	HBP	BLK	WP	HR	S	P	ERA	WHIP	
Tomo Ohka, R ERA: 5.02	7.0	W	27	5	1	1	2	3	0	0	0	0	0	60	102	1.29	1.143	
37 Scott Downs, L ERA:	1.0		4	1	0	0	0	0	0	0	0	0	0	8	10	0.00	1.000	
28 Shaun Marcum, R ERA: 7.5	1.0		5	2	2	2	1	0	0	0	0	0	1	12	17	18.00	2.000	

Batter	1	2	3	4	5	6	7	8	9	AB	R	H	RBI	BB	SO	LOB	BOTTOM		
26 Adam Lind, L OBP: 0.397, SLG: 0.438	BB	F9	1B		G3			G1-3		4	1	1	1	1	0	4	Texas Rangers @ Toronto Blue Jays Rogers Centre, Toronto, ON Sun Apr 29 2007, 1:07 PM EDT Att: 27,516 - Sunny - 63 F		
10 Vernon Wells, R OBP: 0.368, SLG: 0.543	BB	1B	FC4			F7		K		4	1	1	0	1	1	3			
Frank Thomas, R OBP: 0.364, SLG: 0.416	K	F7			BB			G5-3		4	0	0	0	1	2	4			
17 Lyle Overbay, L OBP: 0.320, SLG: 0.409	BB	G1-3			G3-6-1			G5-3		4	1	1	0	1	0	3			
25 Troy Glaus, R OBP: 0.487, SLG: 0.552	HBP	1B	BB		F9			G4-3		3	1	0	1	1	0	1			
Matt Stairs, L OBP: 0.333, SLG: 0.300	K		K		1B			HR		3	0	1	0	0	2	4			
15 Alex Rios, R OBP: 0.315, SLG: 0.475	K		K		1B			HR		1	1	1	1	0	0	0			
2 Aaron Hill, R OBP: 0.360, SLG: 0.538	1B	FC5	1B		F8			1B		4	2	3	2	0	0	1			
6 John McDonald, R OBP: 0.462, SLG: 0.605	FC5		K		F9			G4-3		4	0	1	1	0	1	5			
Jason Phillips, R OBP: 0.353, SLG: 0.313	1B	1B	1B		1B			G4-3		4	0	3	1	0	0	1			
Inning Stats	R: 3 E: 0 K: 2 S: 22	H: 1 LOB: 2 BB: 3 P: 41	R: 0 E: 0 K: 0 S: 10	H: 2 LOB: 0 BB: 0 P: 14	R: 2 E: 0 K: 2 S: 21	H: 3 LOB: 2 BB: 1 P: 31	R: 0 E: 0 K: 0 S: 8	H: 0 LOB: 0 BB: 1 P: 12	R: 0 E: 0 K: 0 S: 13	H: 2 LOB: 2 BB: 0 P: 16	R: 0 E: 0 K: 1 S: 8	H: 1 LOB: 1 BB: 0 P: 14	R: 2 E: 0 K: 1 S: 15	H: 3 LOB: 1 BB: 0 P: 26	R: 0 E: 0 K: 0 S: 8	H: 0 LOB: 0 BB: 0 P: 15	1B: 10 2B: 1 3B: 0 HR: 1	SF: 0 SAC: 0 DP: 1 HBP: 1	WP: 0 PA: 41 PB: 1 SB: 0 CS: 0
PITCHER	IP	WLS	BF	H	R	ER	SO	BB	IBB	HBP	BLK	WP	HR	S	P	ERA	WHIP		
20 Brandon McCarthy, R ERA: 9.9	3.0	L	20	6	5	5	4	4	0	1	0	0	0	53	86	15.00	3.333		
51 Willie Eyre, R ERA: 4.05	3.0		12	3	0	0	1	1	0	0	0	0	0	29	42	0.00	1.333		
39 Scott Feldman, R ERA: 5.11	2.0		9	3	2	2	1	0	0	0	0	0	1	23	41	9.00	1.500		

AB	33
R	3
H	8
RBI	3
BB	3
SO	3
LOB	12



AB	35
R	7
H	12
RBI	7
BB	5
SO	6
LOB	26



Batter	1	2	3	4	5	6	7	8	9	AB	R	H	RBI	BB	SO	LOB	TOP								
Kenny Lofton, L OBP: 0.323, SLG: 0.357										4	1	1	0	0	0	0									
10 Michael Young, R OBP: 0.236, SLG: 0.346										4	0	1	0	0	1	1									
23 Mark Teixeira, S OBP: 0.346, SLG: 0.341										4	0	0	0	0	1	2									
Sammy Sosa, R OBP: 0.309, SLG: 0.547										4	0	2	1	0	1	1									
9 Hank Bialock, L OBP: 0.296, SLG: 0.382										3	0	0	0	0	0	2									
5 Ian Kinsler, R OBP: 0.375, SLG: 0.667										3	0	0	0	0	1	0									
6 Brad Wilkerson, L OBP: 0.316, SLG: 0.460										3	0	1	0	0	1	0									
17 Nelson Cruz, R OBP: 0.303, SLG: 0.283										3	0	0	0	0	1	1									
15 Gerald Laird, R OBP: 0.269, SLG: 0.250										3	0	0	0	0	2	1									
Inning Stats	R: 1 H: 2 E: 0 K: 2 S: 14	H: 2 LOB: 1 BB: 0 P: 20	R: 0 H: 0 E: 0 K: 1 S: 9	H: 0 LOB: 0 BB: 0 P: 12	R: 0 H: 0 E: 0 K: 1 S: 6	H: 0 LOB: 0 BB: 0 P: 9	R: 0 H: 1 E: 0 K: 0 S: 8	H: 1 LOB: 0 BB: 0 P: 12	R: 0 H: 0 E: 0 K: 1 S: 9	H: 0 LOB: 0 BB: 0 P: 13	R: 0 H: 0 E: 0 K: 1 S: 11	H: 0 LOB: 0 BB: 0 P: 13	R: 0 H: 0 E: 0 K: 0 S: 6	H: 0 LOB: 0 BB: 0 P: 7	R: 0 H: 1 E: 0 K: 1 S: 9	H: 1 LOB: 1 BB: 0 P: 15	R: 0 H: 1 E: 0 K: 1 S: 8	H: 1 LOB: 1 BB: 0 P: 9	1B: 3 2B: 2 3B: 0 HR: 0	SF: 0 SAC: 0 DP: 1 HBP: 0	WP: 0 PB: 0 SB: 2 CS: 0	PA: 31			
PITCHER 32 Roy Halladay, R ERA: 2.28	IP: 9.0 WLS: W BF: 31	H: 5 R: 1 ER: 1 SO: 8	BB: 0 IBB: 0 HBP: 0 BLK: 0	WP: 0 HR: 0 S: 80 P: 110	ERA: 1.00 WHIP: 0.556																				

Texas Rangers @ Toronto Blue Jays
Rogers Centre, Toronto, ON
Mon Apr 30 2007, 7:07 PM EDT
Att: 19,041 - Roof Closed - 68 F

AB	31
R	1
H	5
RBI	1
BB	0
SO	8
LOB	8



Batter	1	2	3	4	5	6	7	8	9	AB	R	H	RBI	BB	SO	LOB	BOTTOM								
26 Adam Lind, L OBP: 0.367, SLG: 0.519										4	1	2	1	0	1	0									
15 Alex Rios, R OBP: 0.304, SLG: 0.457										4	0	0	0	0	0	1									
17 Lyle Overbay, L OBP: 0.317, SLG: 0.396										3	0	0	0	1	0	0									
Frank Thomas, R OBP: 0.369, SLG: 0.424										3	0	1	0	1	0	2									
Jason Smith, L OBP: 0.273, SLG: 0.293										0	1	0	0	0	0	0									
25 Troy Glaus, R OBP: 0.512, SLG: 0.656										3	2	2	2	1	1	1									
Matt Stairs, L OBP: 0.376, SLG: 0.382										4	1	3	0	0	1	1									
2 Aaron Hill, R OBP: 0.356, SLG: 0.563										3	1	1	3	0	0	3									
Jason Phillips, R OBP: 0.342, SLG: 0.286										3	0	0	0	1	1	1									
6 John McDonald, R OBP: 0.429, SLG: 0.561										3	0	0	0	0	1	2									
Inning Stats	R: 0 H: 1 E: 0 K: 0 S: 6	H: 3 LOB: 0 BB: 0 P: 24	R: 3 H: 3 E: 0 K: 2 S: 15	H: 3 LOB: 0 BB: 0 P: 24	R: 0 H: 0 E: 0 K: 0 S: 4	H: 0 LOB: 0 BB: 0 P: 6	R: 0 H: 1 E: 0 K: 0 S: 7	H: 1 LOB: 2 BB: 2 P: 17	R: 0 H: 0 E: 0 K: 0 S: 10	H: 0 LOB: 0 BB: 0 P: 14	R: 0 H: 0 E: 0 K: 2 S: 9	H: 0 LOB: 1 BB: 1 P: 17	R: 1 H: 1 E: 0 K: 0 S: 8	H: 1 LOB: 0 BB: 0 P: 15	R: 2 H: 3 E: 0 K: 1 S: 15	H: 3 LOB: 1 BB: 0 P: 22	R: 2 H: 3 E: 0 K: 1 S: 15	H: 3 LOB: 1 BB: 0 P: 22	1B: 3 2B: 3 3B: 0 HR: 3	SF: 1 SAC: 0 DP: 2 HBP: 0	WP: 0 PB: 0 SB: 0 CS: 0	PA: 35			
PITCHER 44 Vicente Padilla, R ERA: 5.66	IP: 7.0 WLS: L BF: 29	H: 6 R: 4 ER: 4 SO: 4	BB: 4 IBB: 0 HBP: 0 BLK: 0	WP: 0 HR: 3 S: 59 P: 105	ERA: 5.14 WHIP: 1.429																				
39 Scott Feldman, R ERA: 6.06	IP: 1.0 WLS: W BF: 6	H: 3 R: 2 ER: 2 SO: 1	BB: 0 IBB: 0 HBP: 0 BLK: 0	WP: 0 HR: 0 S: 15 P: 22	ERA: 18.00 WHIP: 3.000																				

Texas Rangers @ Toronto Blue Jays
Rogers Centre, Toronto, ON
Mon Apr 30 2007, 7:07 PM EDT
Att: 19,041 - Roof Closed - 68 F

AB	30
R	6
H	9
RBI	6
BB	4
SO	5
LOB	11



Batter	1	2	3	4	5	6	7	8	9	AB	R	H	RBI	BB	SO	LOB	TOP										
15 Alex Rios, R OBP: 0.302, SLG: 0.481	1-2 HR		1-3 K		3-2 P4			2-0 SF8		3	1	1	2	0	1	0	Toronto Blue Jays @ Cleveland Indians Jacobs Field, Cleveland, OH Tue May 01 2007, 7:05 PM EDT Att: 13,389 - Overcast - 60 F										
10 Vernon Wells, R OBP: 0.355, SLG: 0.520	0-1 G6-3		2-2 G5-3			2-1 G5-3		1-1 G5-3		4	0	0	0	0	0	0											
Frank Thomas, R OBP: 0.360, SLG: 0.411 Jason Smith, L OBP: 0.267, SLG: 0.286	0-1 P4		1-3 K			2-1 F9			0-1 G3	3	0	0	0	0	1	0											
25 Troy Glaus, R OBP: 0.522, SLG: 0.743 6 John McDonald, R OBP: 0.419, SLG: 0.548	2-2 HR			2-2 1B		3-3 K			3-2 F7	3	1	2	1	0	1	0											
2 Aaron Hill, R OBP: 0.361, SLG: 0.586	3-1 HR			1-3 K			2-2 F8		4-2 1B BB	3	1	1	1	1	1	1											
Royce Clayton, R OBP: 0.311, SLG: 0.386	1-1 P4			3-2 F9			2-3 K		1-1 1-2 1B	4	0	1	0	0	1	1											
26 Adam Lind, L		1-3 K		2-3 K			2-0 G4-3		2-2 G1-3	4	0	0	0	0	2	3											
Jason Phillips, R OBP: 0.341, SLG: 0.316		3-3 K			1-3 K			1-0 G4-3 15 SF8 2B		3	1	1	0	0	2	0											
Sal Fasano, R Matt Stairs, L OBP: 0.368, SLG: 0.371		0-0 F8			2-3 K			3-2 G4-3		2	0	0	0	0	1	0											
										1	0	0	0	0	0	1											
Inning Stats	R: 3 E: 0 K: 0 S: 14	H: 3 LOB: 0 BB: 0 P: 21	R: 0 E: 0 K: 2 S: 10	H: 0 LOB: 0 BB: 0 P: 14	R: 0 E: 0 K: 2 S: 9	H: 1 LOB: 1 BB: 0 P: 13	R: 0 E: 0 K: 2 S: 13	H: 0 LOB: 0 BB: 0 P: 21	R: 0 E: 0 K: 1 S: 12	H: 0 LOB: 0 BB: 0 P: 18	R: 0 E: 0 K: 1 S: 9	H: 0 LOB: 0 BB: 0 P: 15	R: 1 E: 0 K: 0 S: 7	H: 1 LOB: 0 BB: 0 P: 14	R: 0 E: 0 K: 0 S: 14	H: 1 LOB: 2 BB: 1 P: 24	1B: 2 2B: 1 3B: 0 HR: 3	SF: 1 SAC: 0 DP: 0 HBP: 0	WP: 0 PB: 0 SB: 0 CS: 0	PA: 34							
PITCHER	IP	WLS	BF	H	R	ER	SO	BB	IBB	HBP	BLK	WP	HR	S	P	ERA	WHIP										
CC Sabathia, L ERA: 3.38	6.0	W	22	4	3	3	9	0	0	0	0	0	3	65	101	4.50	0.667										
40 Tom Mastny, R ERA: 3.18	2.0		7	1	1	1	1	0	0	0	0	0	0	16	29	4.50	0.500										
Jason Davis, R ERA: 1.13	1.0		5	1	0	0	0	1	0	0	0	0	0	14	24	0.00	2.000										

AB	32
R	4
H	6
RBI	4
BB	1
SO	10
LOB	6



Batter	1	2	3	4	5	6	7	8	9	AB	R	H	RBI	BB	SO	LOB	BOTTOM										
24 Grady Sizemore, L OBP: 0.431, SLG: 0.482	2-2 1B		3-3 K	4-1 48 WP BB		1-3 K	2-3 K			4	0	1	0	1	3	1	Toronto Blue Jays @ Cleveland Indians Jacobs Field, Cleveland, OH Tue May 01 2007, 7:05 PM EDT Att: 13,389 - Overcast - 60 F										
20 David Dellucci, L OBP: 0.345, SLG: 0.423	1-1 P3		1-2 48 HR 1B	2-1 F7		3-1 41 2B 2B		2-0 F7		5	2	2	0	0	0	2											
48 Travis Hafner, L OBP: 0.477, SLG: 0.578	1-3 K		0-0 1B HR	1-3 K		4-0 41 2B IBB		4-1 41 BB HR BB		3	3	1	2	2	2	2											
41 Victor Martinez, S OBP: 0.413, SLG: 0.476	2-2 HBP		1-3 K		4-2 2 HR BB	3-2 2B		4-2 HR BB		2	2	1	2	2	1	0											
Trot Nixon, L OBP: 0.391, SLG: 0.467 12 Ben Francisco, R OBP: 0.391, SLG: 0.467	0-0 P6		4-2 25 1B 2B BB		0-0 2 HR 1B	3-3 K		2-2 HR HR		4	3	2	3	1	1	3											
25 Ryan Garko, R OBP: 0.333, SLG: 0.383		3-2 G6-4-3 1B	1-1 2 2B 1B		1-1 F4	3-2 G5-3		1-1 P6		5	1	2	0	0	0	3											
2 Jhonny Peralta, R OBP: 0.344, SLG: 0.494		0-0 G6-4-3	1-0 2B		2-2 HR		2-3 K	4-2 BB		4	1	2	5	1	1	1											
Casey Blake, R OBP: 0.316, SLG: 0.369 Mike Rouse, L OBP: 0.200, SLG: 0.059		4-0 BB	3-3 K		0-2 L6		2-3 K	1-1 G4-3		3	0	0	0	1	2	1											
29 Josh Barfield, R OBP: 0.198, SLG: 0.231		1-3 K		0-0 G6-3		2-3 K		1-1 1B		4	0	1	0	0	2	1											
										1	0	0	0	2	1												
Inning Stats	R: 0 E: 0 K: 1 S: 16	H: 1 LOB: 2 BB: 0 P: 24	R: 0 E: 0 K: 1 S: 7	H: 1 LOB: 1 BB: 1 P: 15	R: 4 E: 0 K: 3 S: 23	H: 4 LOB: 1 BB: 1 P: 37	R: 0 E: 0 K: 1 S: 8	H: 0 LOB: 1 BB: 1 P: 15	R: 3 E: 0 K: 2 S: 20	H: 2 LOB: 1 BB: 1 P: 24	R: 2 E: 0 K: 2 S: 12	H: 2 LOB: 1 BB: 1 P: 19	R: 3 E: 0 K: 0 S: 14	H: 1 LOB: 1 BB: 3 P: 32	1B: 6 2B: 3 3B: 0 HR: 3	SF: 0 SAC: 0 DP: 1 HBP: 1	WP: 1 PB: 0 SB: 1 CS: 0	PA: 44									
PITCHER	IP	WLS	BF	H	R	ER	SO	BB	IBB	HBP	BLK	WP	HR	S	P	ERA	WHIP										
34 A.J. Burnett, R ERA: 5.45	5.0	L	27	8	7	7	7	4	0	1	0	0	0	20	37	18.00	2.400										
56 Brian Tallet, L ERA: 8.1	1.0		6	2	2	2	2	0	1	0	0	0	0	20	37	18.00	2.000										
49 Jeremy Accardo, R ERA: 6.0	1.0		4	1	0	0	3	0	0	0	0	0	0	12	19	0.00	1.000										
54 Jason Frasor, R ERA: 6.0	1.0		7	1	3	3	0	3	0	0	0	0	1	14	32	27.00	4.000										

AB	35
R	12
H	12
RBI	12
BB	8
SO	12
LOB	15



Batter	1	2	3	4	5	6	7	8	9	10	11	AB	R	H	RBI	BB	SO	LOB	TOP						
15 Alex Rios, R OBP: 0.295, SLG: 0.465 (1, 9)	F8	G5-3		26 BB 1B	FC5-4		G5-3			F9		6	0	1	1	0	0	3							
26 Adam Lind, L OBP: 0.343, SLG: 0.459 (1, 7)	G1-3		K		K					F7		5	0	1	0	1	2	2							
10 Vernon Wells, R OBP: 0.371, SLG: 0.544 (1, 8)	1B	2B		17 CS FC5	1B			17 G3-1 25 2B	2B	1B	BB	5	2	3	0	1	0	4							
Frank Thomas, R OBP: 0.367, SLG: 0.416 (1, 10)	1B			FC5 25 FC5 17 CS				25 BB 1B	1B	F9		6	1	3	1	0	0	2							
17 Lyle Overbay, L OBP: 0.318, SLG: 0.379 (1, 3)	1B			25 FC5 BB				K	G3-1			4	0	0	0	2	2	4							
25 Troy Glaus, R OBP: 0.260, SLG: 0.732 (1, 5)	F9			FC5				BB	2B			6	2	2	1	0	2	4							
2 Aaron Hill, R OBP: 0.368, SLG: 0.583 (1, 4)												4	1	1	1	2	1	0							
Royce Clayton, R OBP: 0.307, SLG: 0.380 (1, 6)				SH1-3 BB				BB	15 FC5-4 IBB	2B		1	0	0	0	0	1	0							
Matt Stairs, L OBP: 0.385, SLG: 0.371 (5, PH)				SH1-3					FC5-4 15 BB			1	0	0	0	1	0	0							
6 John McDonald, R OBP: 0.391, SLG: 0.511 (5, PR)									1-2 2-3 3-H BB			3	0	0	0	0	1	1							
Sal Fasano, R OBP: 0.333, SLG: 0.143 (1, 2)				K					15 BB 1B			3	0	1	1	1	2	1							
Jason Smith, L OBP: 0.281, SLG: 0.279 (9, PH)									15 FC5-4 BB			1	0	0	0	0	0	0							
Jason Phillips, R OBP: 0.341, SLG: 0.316 (9, 2)												0	0	0	0	0	0	0							
Inning Stats	R: 1 E: 0 K: 0 S: 14	H: 2 LOB: 2 BB: 1 P: 24	R: 0 E: 0 K: 1 S: 6	H: 0 LOB: 1 BB: 1 P: 13	R: 0 E: 0 K: 1 S: 13	H: 1 LOB: 2 BB: 1 P: 22	R: 0 E: 0 K: 2 S: 14	H: 2 LOB: 3 BB: 1 P: 27	R: 3 E: 0 K: 2 S: 19	H: 2 LOB: 2 BB: 3 P: 38	R: 0 E: 0 K: 1 S: 11	H: 1 LOB: 1 BB: 0 P: 16	R: 0 E: 0 K: 2 S: 13	H: 0 LOB: 0 BB: 0 P: 17	R: 0 E: 0 K: 0 S: 9	H: 0 LOB: 0 BB: 0 P: 15	R: 0 E: 0 K: 0 S: 13	H: 1 LOB: 2 BB: 1 P: 21	R: 0 E: 0 K: 1 S: 8	H: 0 LOB: 0 BB: 0 P: 11	1B: 7 2B: 5 3B: 0 HR: 0	SF: 0 SAC: 1 DP: 0 HBP: 0	WP: 1 PB: 0 SB: 1 CS: 2	PA: 53	
PITCHER	IP WLS BF H R ER SO	IP WLS BF H R ER SO	IP WLS BF H R ER SO	IP WLS BF H R ER SO	IP WLS BF H R ER SO	IP WLS BF H R ER SO	IP WLS BF H R ER SO	IP WLS BF H R ER SO	IP WLS BF H R ER SO	IP WLS BF H R ER SO	IP WLS BF H R ER SO	IP WLS BF H R ER SO	IP WLS BF H R ER SO	IP WLS BF H R ER SO	IP WLS BF H R ER SO	IP WLS BF H R ER SO	IP WLS BF H R ER SO	IP WLS BF H R ER SO	IP WLS BF H R ER SO	IP WLS BF H R ER SO	ERA WHIP	ERA WHIP			
37 Jake Westbrook, R ERA: 7.9	2.2	13	3	0	0	4	2	0	0	0	0	0	0	31	56	0.00	1.875								
Fernando Cabrera, R ERA: 1.23	0.1	6	2	3	3	1	2	1	0	0	0	0	0	13	29	81.00	12.000								
Jason Davis, R ERA: 4.32	1.1	5	1	1	1	1	0	0	0	0	0	0	0	10	16	6.75	0.750								
46 Aaron Fultz, L ERA: 3.12	1.1	6	3	1	1	2	0	0	0	0	0	0	0	18	28	6.75	2.250								
Roberto Hernandez, R ERA: 5.23																									
63 Rafael Betancourt, R ERA: 1.5	2.0	6	0	0	0	2	0	0	0	0	0	0	0	13	21	0.00	2.000								
47 Joe Borowski, R ERA: 9.25	1.0	5	1	0	0	0	1	0	0	0	0	0	0	8	11	0.00	0.000								
40 Tom Mastny, R ERA: 2.92	1.0	3	0	0	0	1	0	0	0	0	0	0	0	8	11	0.00	0.000								

Toronto Blue Jays @ Cleveland Indians
Jacobs Field, Cleveland, OH
Wed May 02 2007, 7:05 PM EDT
Att. 14,163 - Party Cloudy - 54 F

AB 44
R 6
H 12
RBI 6
BB 8
SO 11
LOB 21



Batter	1	2	3	4	5	6	7	8	9	10	11	AB	R	H	RBI	BB	SO	LOB	BOTTOM						
24 Grady Sizemore, L OBP: 0.426, SLG: 0.466 (1, 8)	F7		20 BB 41 FC5-2 1B	G4-3						G3		5	0	1	0	1	1	2							
20 David Dellucci, L OBP: 0.344, SLG: 0.431 (1, 7)	K		41 FC5-2 SF9 2B	K						FC4-6		6	2	2	0	0	3	2							
48 Travis Hafner, L OBP: 0.487, SLG: 0.581 (1, 10)	BB		25 WP 41 FC5-2 IBB							F7		3	0	1	1	3	0	1							
41 Victor Martinez, S OBP: 0.400, SLG: 0.456 (1, 2)	G4-3		FC5-2 25 WP							G3-4-3		5	1	1	0	0	0	6							
Trot Nixon, L OBP: 0.378, SLG: 0.453 (1, 9)	F7		SF9							F8		4	1	1	1	0	1	0							
25 Ryan Garko, R OBP: 0.352, SLG: 0.444 (1, 3)			HR							G6-3		3	2	2	2	1	0	0							
2 Jhonny Peralta, R OBP: 0.357, SLG: 0.536 (1, 6)	1B		G1-3							K		5	1	3	3	0	1	3							
Casey Blake, R OBP: 0.301, SLG: 0.348 (1, 5)	E6 29 G6-4-3									K		5	0	0	0	0	3	3							
29 Josh Barfield, R OBP: 0.209, SLG: 0.241 (1, 4)	G6-4-3									F7		5	0	2	0	0	0	4							
Inning Stats	R: 0 E: 0 K: 1 S: 10	H: 0 LOB: 1 BB: 1 P: 21	R: 1 E: 1 K: 0 S: 9	H: 2 LOB: 1 BB: 0 P: 16	R: 1 E: 0 K: 0 S: 14	H: 2 LOB: 3 BB: 2 P: 31	R: 0 E: 0 K: 2 S: 10	H: 1 LOB: 1 BB: 0 P: 15	R: 4 E: 1 K: 0 S: 12	H: 3 LOB: 0 BB: 0 P: 17	R: 0 E: 0 K: 2 S: 12	H: 2 LOB: 2 BB: 0 P: 16	R: 0 E: 0 K: 0 S: 7	H: 0 LOB: 1 BB: 1 P: 16	R: 0 E: 0 K: 1 S: 9	H: 0 LOB: 0 BB: 0 P: 14	R: 0 E: 0 K: 1 S: 8	H: 1 LOB: 0 BB: 0 P: 14	R: 1 E: 0 K: 0 S: 4	H: 2 LOB: 1 BB: 0 P: 8	1B: 9 2B: 2 3B: 0 HR: 2	SF: 2 SAC: 0 DP: 1 HBP: 0	WP: 1 PB: 0 SB: 0 CS: 1	PA: 48	
PITCHER	IP WLS BF H R ER SO	IP WLS BF H R ER SO	IP WLS BF H R ER SO	IP WLS BF H R ER SO	IP WLS BF H R ER SO	IP WLS BF H R ER SO	IP WLS BF H R ER SO	IP WLS BF H R ER SO	IP WLS BF H R ER SO	IP WLS BF H R ER SO	IP WLS BF H R ER SO	IP WLS BF H R ER SO	IP WLS BF H R ER SO	IP WLS BF H R ER SO	IP WLS BF H R ER SO	IP WLS BF H R ER SO	IP WLS BF H R ER SO	IP WLS BF H R ER SO	IP WLS BF H R ER SO	IP WLS BF H R ER SO	ERA WHIP	ERA WHIP			
31 Victor Zambrano, R ERA: 5.63	2.1	12	4	4	3	2	0	0	0	0	0	0	0	24	35	11.57	1.714								
Josh Towers, R ERA: 5.33	1.1	5	0	0	0	3	1	0	0	0	0	0	0	15	22	0.00	0.750								
37 Scott Downs, L ERA: 1.17	1.2	8	2	0	0	1	1	0	0	0	0	0	0	16	28	0.00	1.800								
44 Casey Janssen, R ERA: 1.17	2.0	6	1	0	0	2	0	0	0	0	0	0	0	17	28	0.00	0.500								

Toronto Blue Jays @ Cleveland Indians
Jacobs Field, Cleveland, OH
Wed May 02 2007, 7:05 PM EDT
Att. 14,163 - Party Cloudy - 54 F

AB 41
R 7
H 13
RBI 7
BB 5
SO 9
LOB 21



Batter	1	2	3	4	5	6	7	8	9	AB	R	H	RBI	BB	SO	LOB	TOP										
2 Aaron Hill, R OBP: 0.353, SLG: 0.556										5	0	0	0	0	1	3	Toronto Blue Jays @ Cleveland Indians Jacobs Field, Cleveland, OH Thu May 03 2007, 7:05 PM EDT Att: 16,284 - Clear - 60 F										
26 Adam Lind, L OBP: 0.320, SLG: 0.424										5	0	0	0	0	1	0											
Frank Thomas, R OBP: 0.379, SLG: 0.433										3	1	2	0	1	1	0											
25 Troy Glaus, R OBP: 0.500, SLG: 0.778										4	1	2	2	0	0	2											
15 Alex Rios, R OBP: 0.294, SLG: 0.466										4	1	1	0	0	0	2											
17 Lyle Overbay, L OBP: 0.333, SLG: 0.398										3	2	2	0	1	0	0											
Jason Phillips, R OBP: 0.356, SLG: 0.381										4	0	2	2	0	1	1											
Matt Stairs, L OBP: 0.349, SLG: 0.333										4	0	0	1	0	1	2											
6 John McDonald, R OBP: 0.367, SLG: 0.479 Jason Smith, L OBP: 0.255, SLG: 0.273 (9, PH)										3	0	0	0	0	1	2											
Inning Stats	R: 0 E: 0 K: 1 S: 12	H: 1 LOB: 1 BB: 0 P: 16	R: 2 E: 1 K: 0 S: 13	H: 3 LOB: 1 BB: 0 P: 20	R: 2 E: 0 K: 0 S: 12	H: 2 LOB: 1 BB: 1 P: 21	R: 0 E: 0 K: 0 S: 5	H: 0 LOB: 0 BB: 0 P: 9	R: 0 E: 0 K: 1 S: 11	H: 1 LOB: 1 BB: 0 P: 14	R: 1 E: 0 K: 2 S: 13	H: 2 LOB: 1 BB: 0 P: 17	R: 0 E: 0 K: 0 S: 8	H: 0 LOB: 1 BB: 1 P: 13	R: 0 E: 0 K: 1 S: 8	H: 0 LOB: 0 BB: 0 P: 11	R: 0 E: 0 K: 2 S: 9	H: 0 LOB: 0 BB: 0 P: 14	1B: 3 2B: 5 3B: 0 HR: 1	SF: 0 SAC: 0 DP: 1 HBP: 0	WP: 1 PB: 0 SB: 0 CS: 0	PA: 38					
PITCHER	IP	WLS	BF	H	R	ER	SO	BB	IBB	HBP	BLK	WP	HR	S	P	ERA	WHIP										
31 Cliff Lee, L ERA: 7.5	(1, 1)	6.0	28	9	5	5	4	1	0	0	0	0	1	66	97	7.50	1.667										
Roberto Hernandez, R ERA: 4.76	(7, 1)	1.0	4	0	0	0	0	1	0	0	0	1	0	8	13	0.00	1.000										
46 Aaron Fultz, L ERA: 2.75	(8, 1)	1.0	W	3	0	0	0	0	0	0	0	0	0	8	11	0.00	0.000										
47 Joe Borowski, R ERA: 7.62	(9, 1)	1.0	S	3	0	0	2	0	0	0	0	0	0	9	14	0.00	0.000										

Batter	1	2	3	4	5	6	7	8	9	AB	R	H	RBI	BB	SO	LOB	BOTTOM											
24 Grady Sizemore, L OBP: 0.417, SLG: 0.462										5	0	1	1	0	0	3	Toronto Blue Jays @ Cleveland Indians Jacobs Field, Cleveland, OH Thu May 03 2007, 7:05 PM EDT Att: 16,284 - Clear - 60 F											
20 David Dellucci, L OBP: 0.338, SLG: 0.435 Jason Michaels, R OBP: 0.271, SLG: 0.386 (8, PH)										4	1	1	0	0	2	2												
48 Travis Hafner, L OBP: 0.479, SLG: 0.562										3	0	0	0	1	0	1												
41 Victor Martinez, S OBP: 0.429, SLG: 0.500										4	1	4	2	0	0	0												
Trot Nixon, L OBP: 0.372, SLG: 0.433										3	0	0	0	1	1	3												
25 Ryan Garko, R OBP: 0.347, SLG: 0.463										4	0	1	1	0	0	4												
2 Jhonny Perally, R OBP: 0.353, SLG: 0.517										3	1	0	0	1	1	1												
Mike Rouse, L OBP: 0.250, SLG: 0.100										3	2	1	0	1	2	0												
29 Josh Barfield, R OBP: 0.233, SLG: 0.256										3	1	2	1	1	0	0												
Inning Stats	R: 0 E: 0 K: 1 S: 8	H: 0 LOB: 0 BB: 0 P: 14	R: 0 E: 0 K: 0 S: 5	H: 1 LOB: 0 BB: 0 P: 8	R: 3 E: 0 K: 1 S: 16	H: 2 LOB: 3 BB: 4 P: 37	R: 0 E: 1 K: 2 S: 14	H: 0 LOB: 1 BB: 1 P: 22	R: 2 E: 0 K: 0 S: 14	H: 3 LOB: 1 BB: 0 P: 22	R: 0 E: 0 K: 1 S: 7	H: 0 LOB: 0 BB: 0 P: 7	R: 0 E: 0 K: 1 S: 10	H: 1 LOB: 1 BB: 0 P: 16	R: 1 E: 0 K: 0 S: 14	H: 3 LOB: 2 BB: 0 P: 25	1B: 6 2B: 3 3B: 1 HR: 0	SF: 0 SAC: 0 DP: 1 HBP: 0	WP: 1 PB: 0 SB: 0 CS: 0	PA: 38								
PITCHER	IP	WLS	BF	H	R	ER	SO	BB	IBB	HBP	BLK	WP	HR	S	P	ERA	WHIP											
29 Dustin McGowan, R ERA: 9.0	(1, 1)	5.0	25	6	5	5	4	4	1	0	0	0	1	0	57	103	9.00	2.000										
28 Shaun Marcum, R ERA: 7.07	(6, 1)	2.0	7	1	0	0	2	0	0	0	0	0	0	17	23	0.00	0.500											
54 Jason Frasor, R ERA: 6.39	(8, 1)	0.2	L	5	3	1	1	0	0	0	0	0	0	11	20	13.50	4.500											
37 Scott Downs, L ERA:	(8, 1)	0.1	1	0	0	0	0	0	0	0	0	0	0	3	5	0.00	0.000											

AB	36
R	5
H	9
RBI	5
BB	2
SO	7
LOB	12



Batter	1	2	3	4	5	6	7	8	9	AB	R	H	RBI	BB	SO	LOB	TOP				
26 Adam Lind, L OBP: 0.300, SLG: 0.394										5	0	0	0	0	1	3	Toronto Blue Jays @ Texas Rangers Rangers Ballpark in Arlington, Arlington, TX Fri May 04 2007, 8:05 PM EDT Att: 24,342 - Clear - 82 F				
2 Aaron Hill, R OBP: 0.356, SLG: 0.550										3	0	1	0	1	0	0					
Frank Thomas, R OBP: 0.367, SLG: 0.417										4	0	0	0	0	0	2					
25 Troy Glaus, R OBP: 0.483, SLG: 0.729										3	0	0	0	1	0	1					
15 Alex Rios, R OBP: 0.292, SLG: 0.455										3	0	0	0	1	0	1					
17 Lyle Overbay, L OBP: 0.338, SLG: 0.412										4	0	2	0	0	0	2					
Matt Stairs, L OBP: 0.340, SLG: 0.310										3	0	0	0	1	0	3					
Royce Clayton, R OBP: 0.304, SLG: 0.365										3	0	0	0	1	0	2					
Sal Fasano, R OBP: 0.385, SLG: 0.636										4	1	2	1	0	1	5					
Inning Stats	R: 0 E: 0 K: 1 S: 7	H: 0 LOB: 0 BB: 0 P: 11	R: 0 E: 0 K: 0 S: 8	H: 1 LOB: 1 BB: 0 P: 14	R: 1 E: 0 K: 0 S: 11	H: 1 LOB: 1 BB: 1 P: 18	R: 0 E: 0 K: 0 S: 11	H: 0 LOB: 3 BB: 0 P: 26	R: 0 E: 0 K: 0 S: 8	H: 0 LOB: 0 BB: 0 P: 13	R: 0 E: 0 K: 0 S: 7	H: 0 LOB: 0 BB: 0 P: 12	R: 0 E: 0 K: 0 S: 8	H: 1 LOB: 1 BB: 0 P: 13	R: 0 E: 0 K: 1 S: 15	H: 1 LOB: 2 BB: 1 P: 19	1B: 2 2B: 2 3B: 0 HR: 1	SF: 0 SAC: 0 DP: 0 HBP: 0	WP: 0 PB: 0 SB: 0 CS: 0	PA: 37	
PITCHER	IP WLS BF H R ER SO BB IBB HBP BLK WP HR S P ERA WHIP	IP WLS BF H R ER SO BB IBB HBP BLK WP HR S P ERA WHIP	IP WLS BF H R ER SO BB IBB HBP BLK WP HR S P ERA WHIP	IP WLS BF H R ER SO BB IBB HBP BLK WP HR S P ERA WHIP	IP WLS BF H R ER SO BB IBB HBP BLK WP HR S P ERA WHIP	IP WLS BF H R ER SO BB IBB HBP BLK WP HR S P ERA WHIP	IP WLS BF H R ER SO BB IBB HBP BLK WP HR S P ERA WHIP	IP WLS BF H R ER SO BB IBB HBP BLK WP HR S P ERA WHIP	IP WLS BF H R ER SO BB IBB HBP BLK WP HR S P ERA WHIP	IP WLS BF H R ER SO BB IBB HBP BLK WP HR S P ERA WHIP	IP WLS BF H R ER SO BB IBB HBP BLK WP HR S P ERA WHIP	IP WLS BF H R ER SO BB IBB HBP BLK WP HR S P ERA WHIP	IP WLS BF H R ER SO BB IBB HBP BLK WP HR S P ERA WHIP	IP WLS BF H R ER SO BB IBB HBP BLK WP HR S P ERA WHIP	IP WLS BF H R ER SO BB IBB HBP BLK WP HR S P ERA WHIP	IP WLS BF H R ER SO BB IBB HBP BLK WP HR S P ERA WHIP	IP WLS BF H R ER SO BB IBB HBP BLK WP HR S P ERA WHIP	IP WLS BF H R ER SO BB IBB HBP BLK WP HR S P ERA WHIP	IP WLS BF H R ER SO BB IBB HBP BLK WP HR S P ERA WHIP	IP WLS BF H R ER SO BB IBB HBP BLK WP HR S P ERA WHIP	IP WLS BF H R ER SO BB IBB HBP BLK WP HR S P ERA WHIP

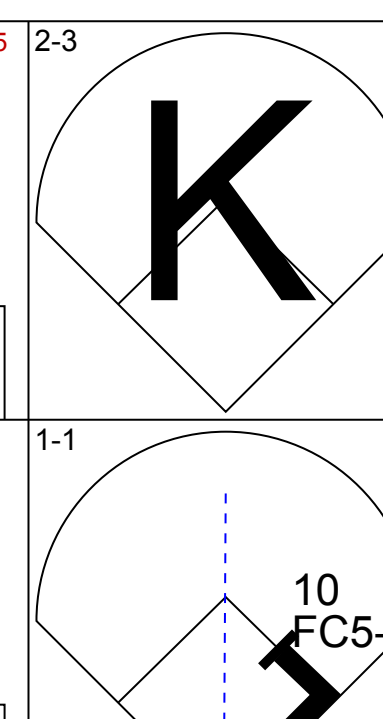
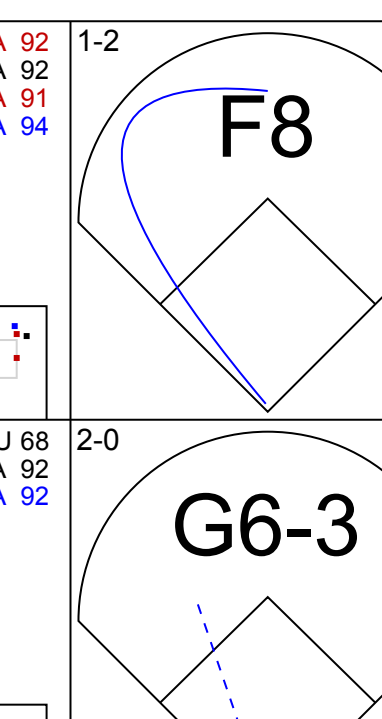
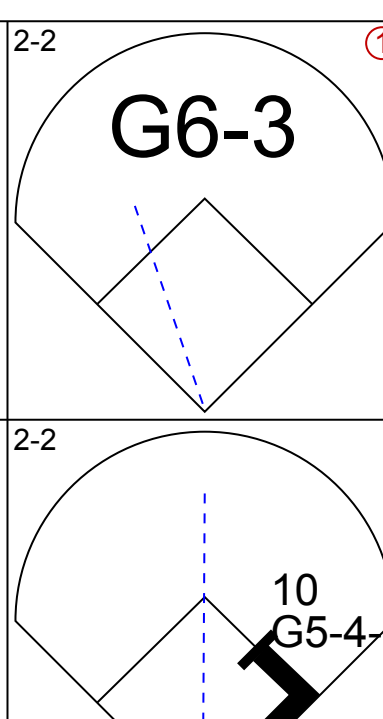
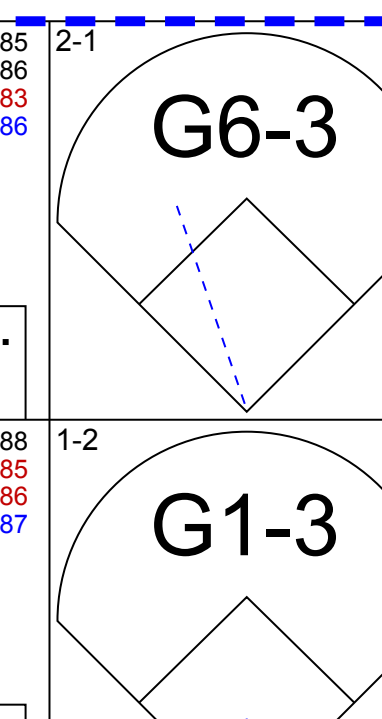
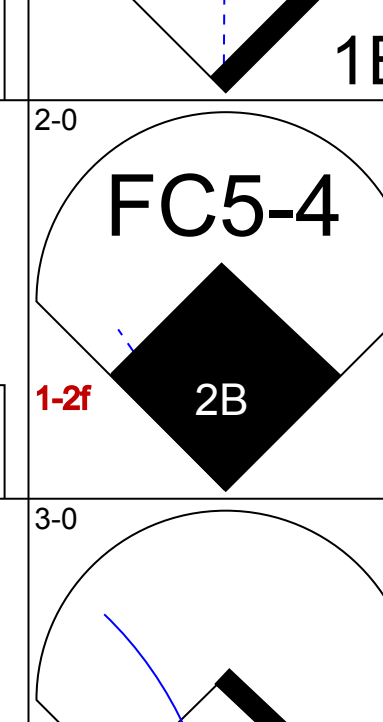
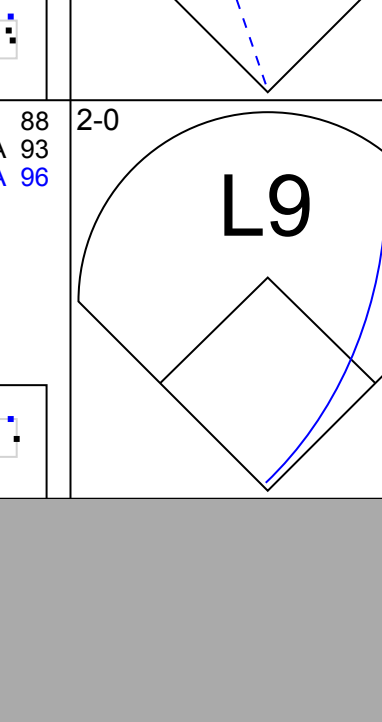
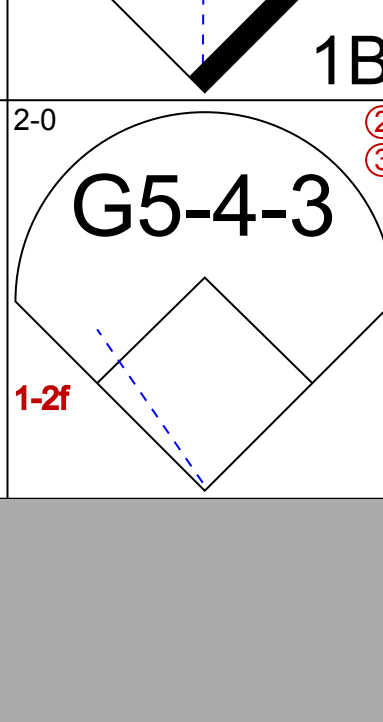
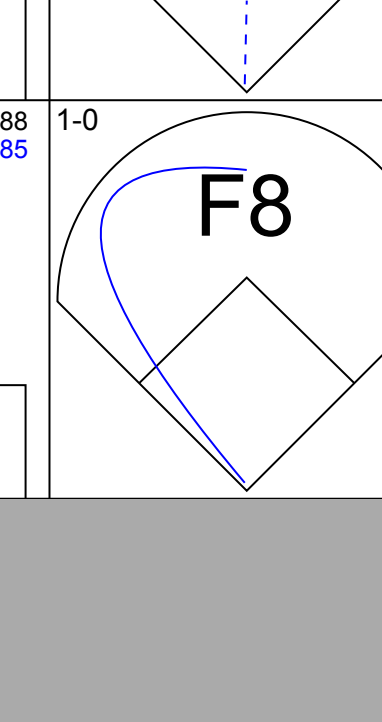
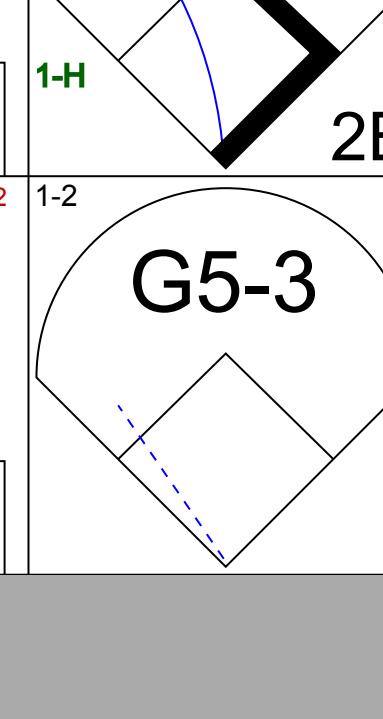




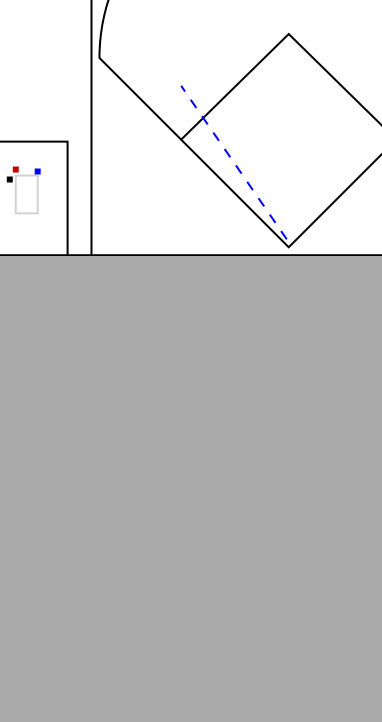
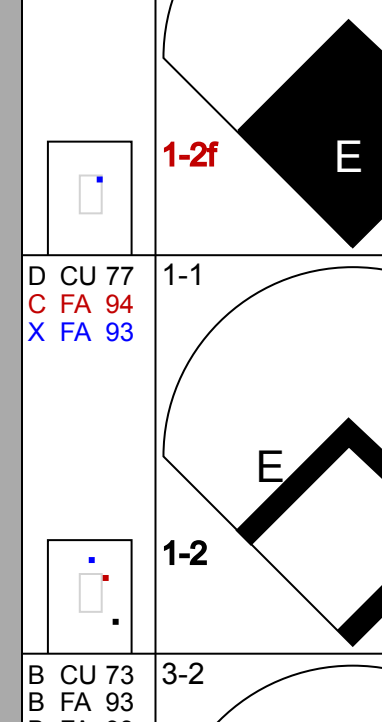
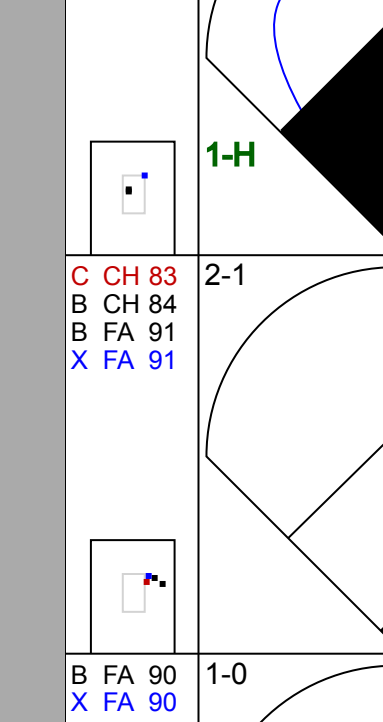


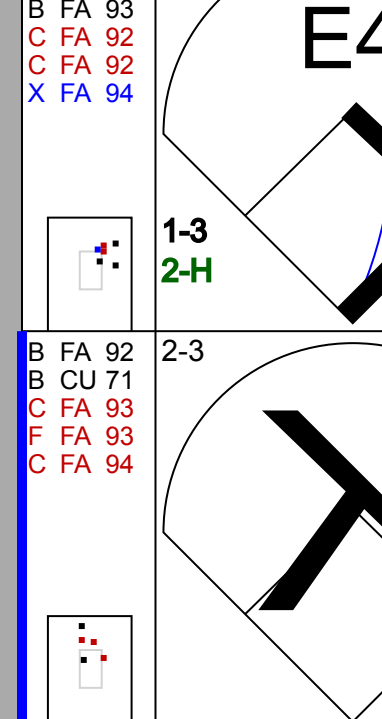
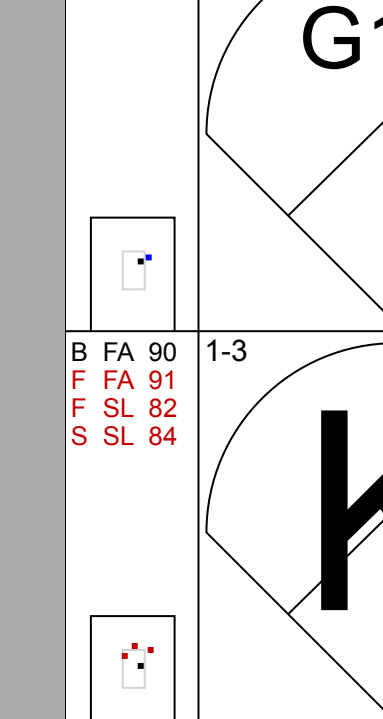
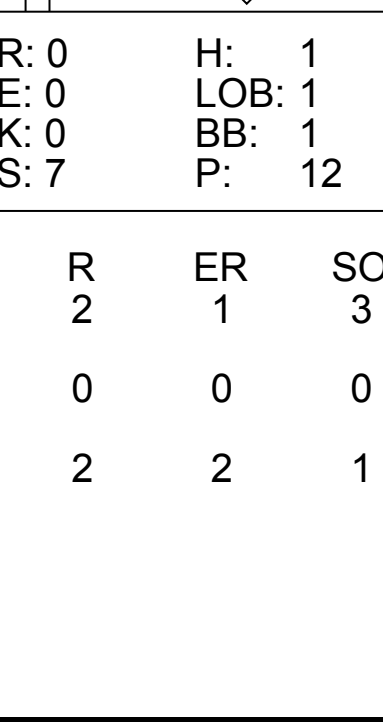
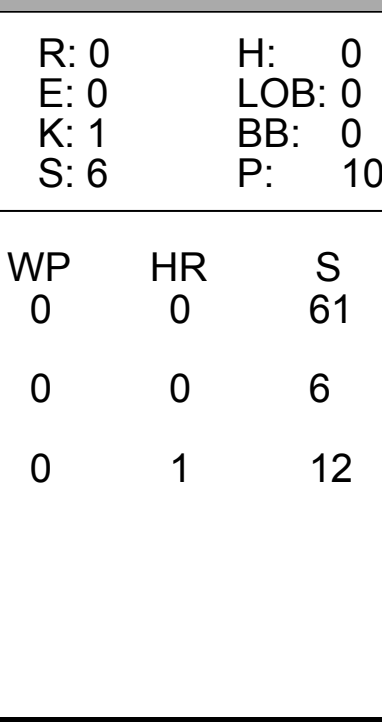
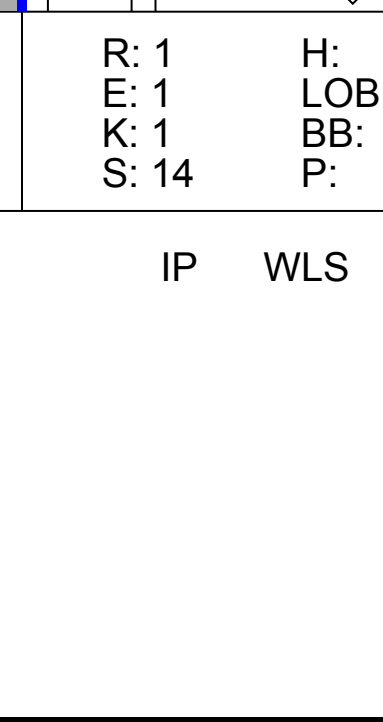
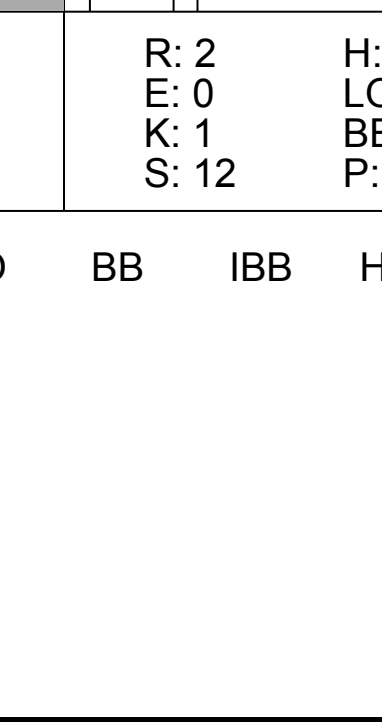



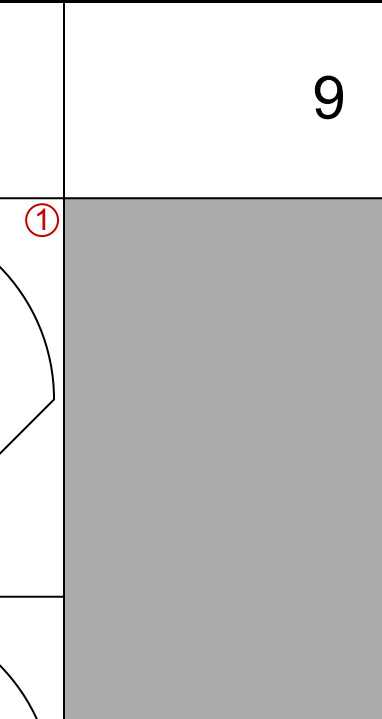

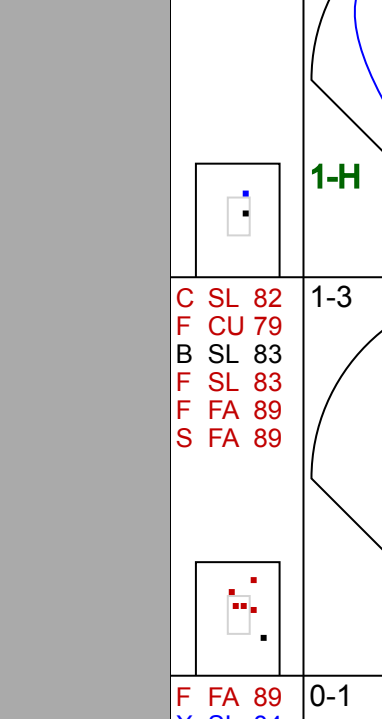

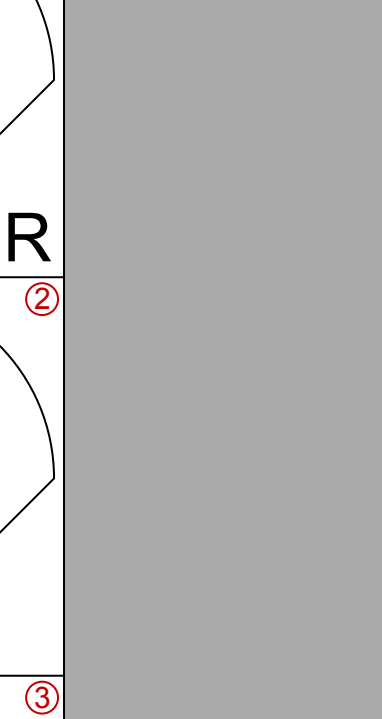
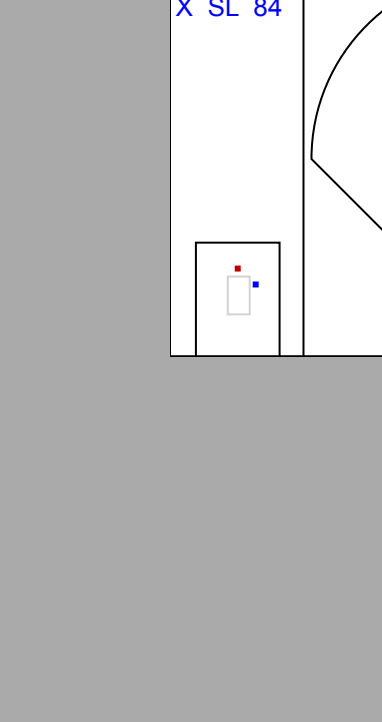
AB	32
R	1
H	5
RBI	1
BB	5
SO	2
LOB	19



Batter	1	2	3	4	5	6	7	8	9	AB	R	H	RBI	BB	SO	LOB	BOTTOM				
Kenny Lofton, L OBP: 0.302, SLG: 0.354										4	1	1	1	0	0	0	Toronto Blue Jays @ Texas Rangers Rangers Ballpark in Arlington, Arlington, TX Fri May 04 2007, 8:05 PM EDT Att: 24,342 - Clear - 82 F				
10 Michael Young, R OBP: 0.228, SLG: 0.323										4	2	3	0	0	0	0					
23 Mark Teixeira, S OBP: 0.361, SLG: 0.394										3	1	2	1	1	0	1					
Sammy Sosa, R OBP: 0.324, SLG: 0.537										4	0	0	0	0	1	5					
9 Hank Blalock, L OBP: 0.327, SLG: 0.441										4	2	3	3	0	0	0					
5 Ian Kinsler, R OBP: 0.355, SLG: 0.615										3	0	0	0	0	0	2					
6 Brad Wilkerson, L OBP: 0.328, SLG: 0.441										3	1	1	0	0	0	0					
15 Gerald Laird, R OBP: 0.267, SLG: 0.263										3	0	1	2	0	0	0					
25 Jerry Hairston, R OBP: 0.310, SLG: 0.378										3	0	0	0	0	0	1					
Inning Stats	R: 0 E: 0 K: 0 S: 13	H: 1 LOB: 1 BB: 0 P: 18	R: 2 E: 1 K: 0 S: 10	H: 3 LOB: 0 BB: 0 P: 13	R: 3 E: 0 K: 0 S: 9	H: 3 LOB: 0 BB: 0 P: 16	R: 0 E: 0 K: 0 S: 7	H: 0 LOB: 0 BB: 0 P: 11	R: 1 E: 0 K: 0 S: 5	H: 1 LOB: 0 BB: 1 P: 10	R: 0 E: 0 K: 0 S: 9	H: 0 LOB: 0 BB: 0 P: 14	R: 0 E: 0 K: 0 S: 6	H: 0 LOB: 0 BB: 0 P: 6	R: 1 E: 0 K: 1 S: 11	H: 3 LOB: 1 BB: 0 P: 15	1B: 8 2B: 1 3B: 0 HR: 2	SF: 0 SAC: 1 DP: 3 HBP: 0	WP: 0 PB: 0 SB: 0 CS: 0	PA: 33	
PITCHER	IP WLS BF H R ER SO BB IBB HBP BLK WP HR S P ERA WHIP	IP WLS BF H R ER SO BB IBB HBP BLK WP HR S P ERA WHIP	IP WLS BF H R ER SO BB IBB HBP BLK WP HR S P ERA WHIP	IP WLS BF H R ER SO BB IBB HBP BLK WP HR S P ERA WHIP	IP WLS BF H R ER SO BB IBB HBP BLK WP HR S P ERA WHIP	IP WLS BF H R ER SO BB IBB HBP BLK WP HR S P ERA WHIP	IP WLS BF H R ER SO BB IBB HBP BLK WP HR S P ERA WHIP	IP WLS BF H R ER SO BB IBB HBP BLK WP HR S P ERA WHIP	IP WLS BF H R ER SO BB IBB HBP BLK WP HR S P ERA WHIP	IP WLS BF H R ER SO BB IBB HBP BLK WP HR S P ERA WHIP	IP WLS BF H R ER SO BB IBB HBP BLK WP HR S P ERA WHIP	IP WLS BF H R ER SO BB IBB HBP BLK WP HR S P ERA WHIP	IP WLS BF H R ER SO BB IBB HBP BLK WP HR S P ERA WHIP	IP WLS BF H R ER SO BB IBB HBP BLK WP HR S P ERA WHIP	IP WLS BF H R ER SO BB IBB HBP BLK WP HR S P ERA WHIP	IP WLS BF H R ER SO BB IBB HBP BLK WP HR S P ERA WHIP	IP WLS BF H R ER SO BB IBB HBP BLK WP HR S P ERA WHIP	IP WLS BF H R ER SO BB IBB HBP BLK WP HR S P ERA WHIP	IP WLS BF H R ER SO BB IBB HBP BLK WP HR S P ERA WHIP	IP WLS BF H R ER SO BB IBB HBP BLK WP HR S P ERA WHIP	IP WLS BF H R ER SO BB IBB HBP BLK WP HR S P ERA WHIP

AB	31
R	7
H	11
RBI	7
BB	1
SO	1
LOB	9



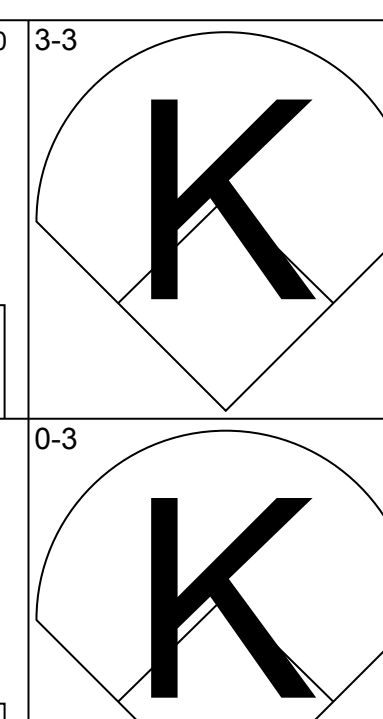
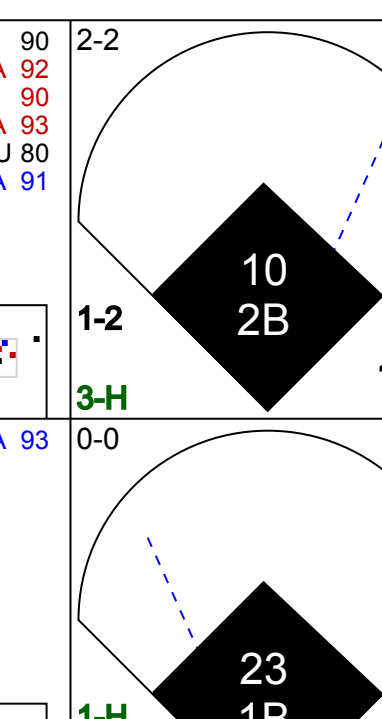
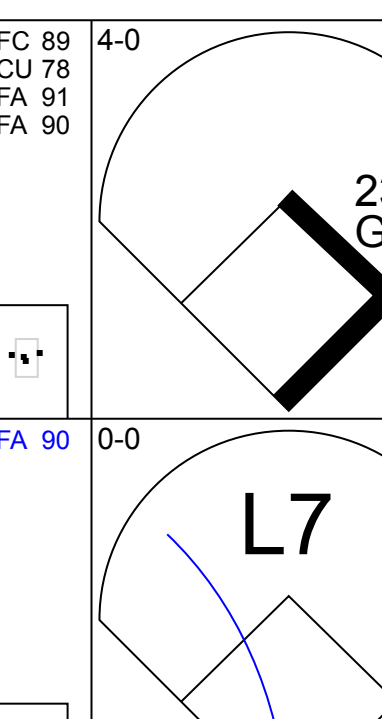
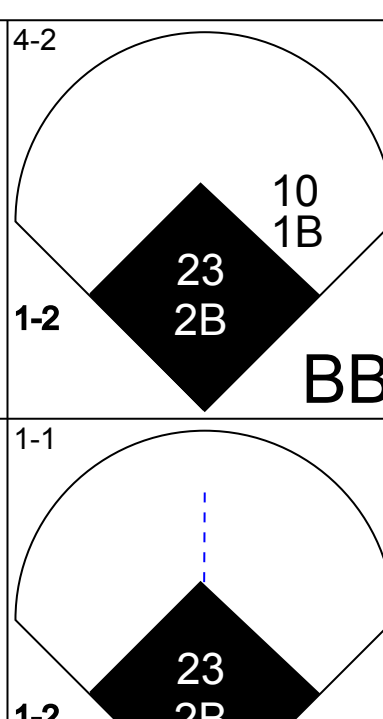
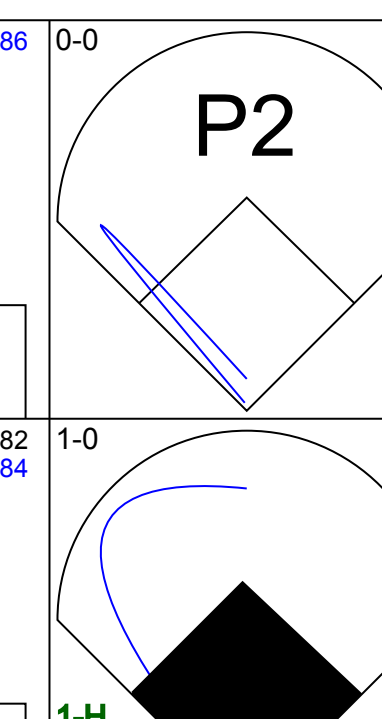
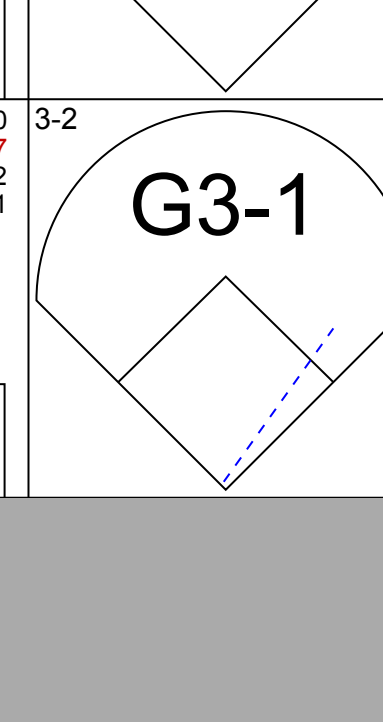
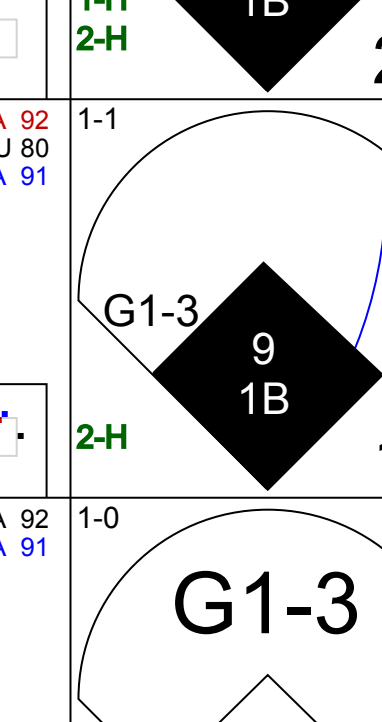
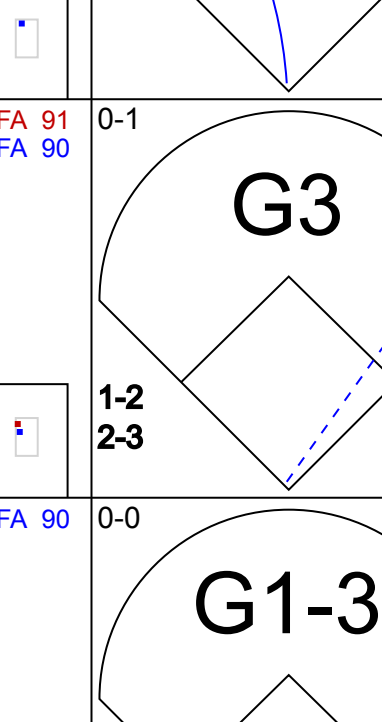
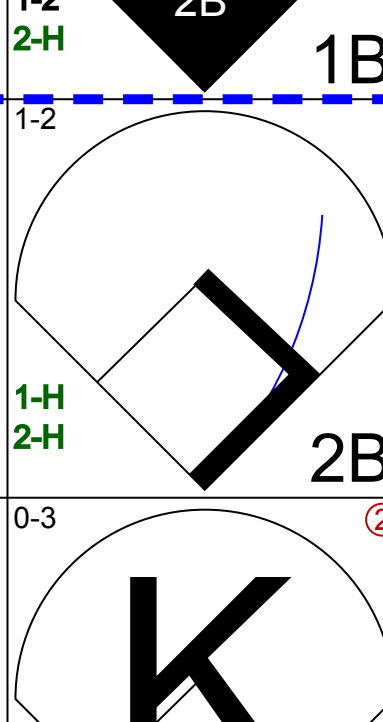
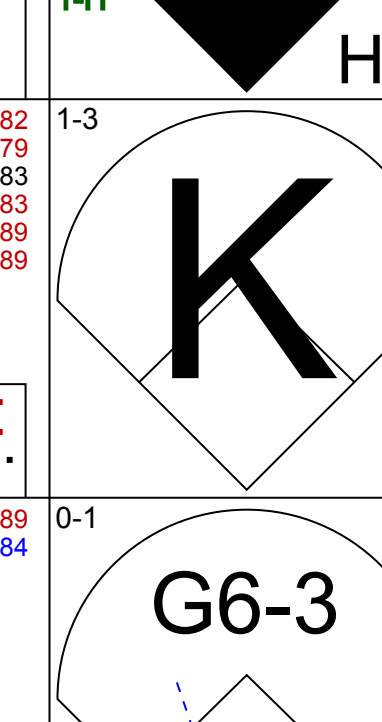

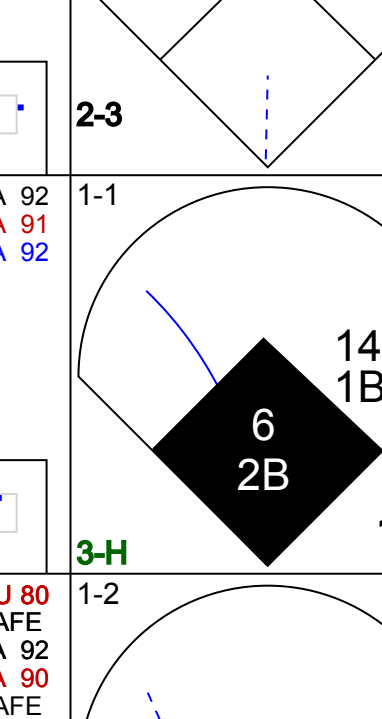

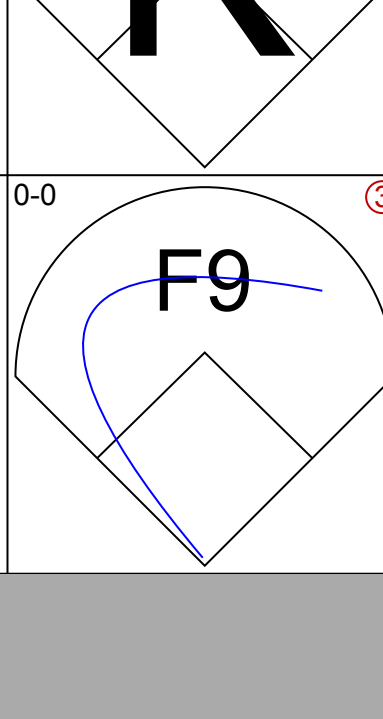

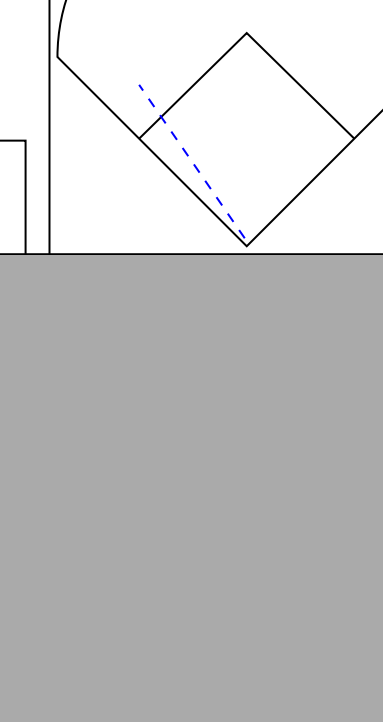
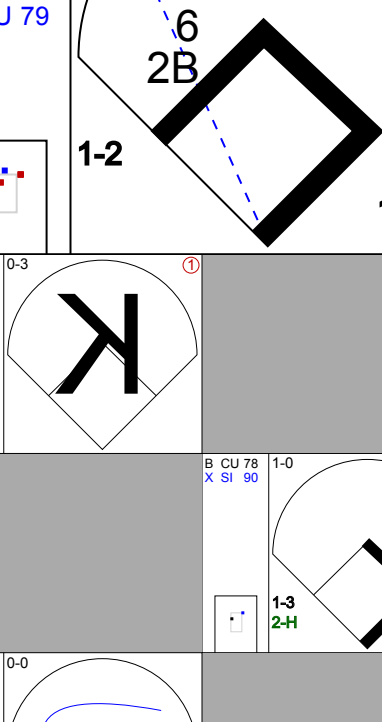




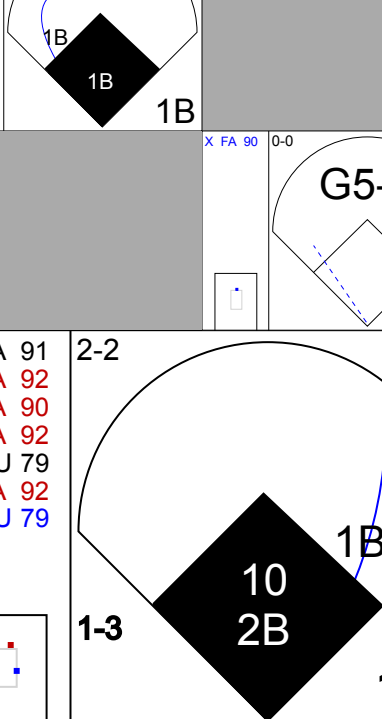
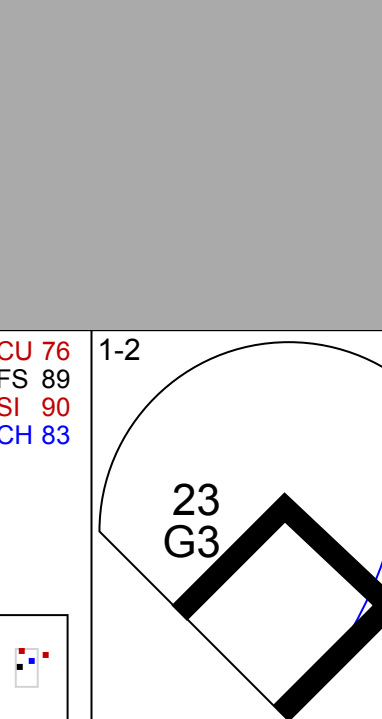
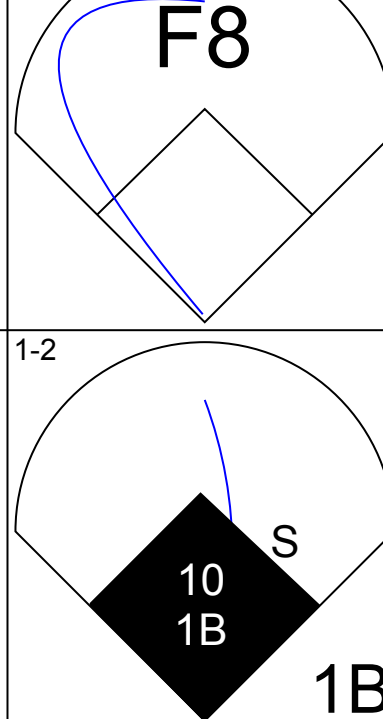
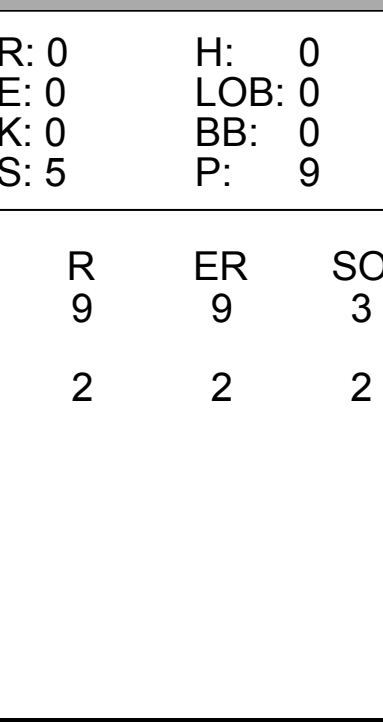
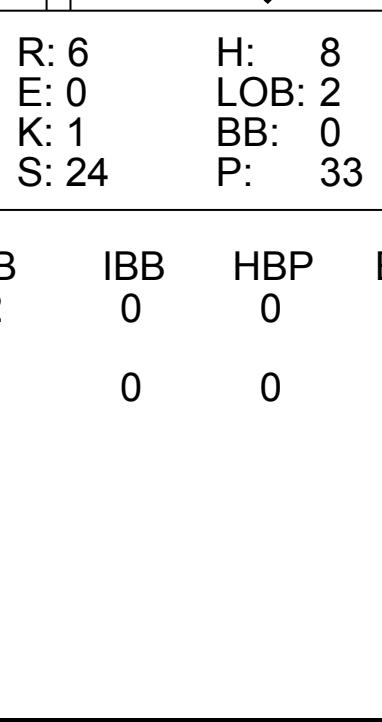
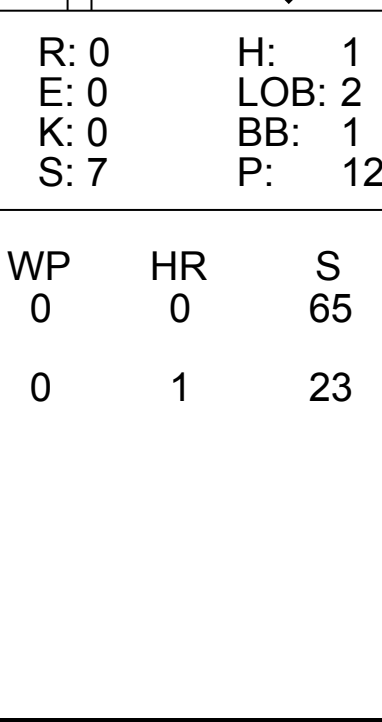
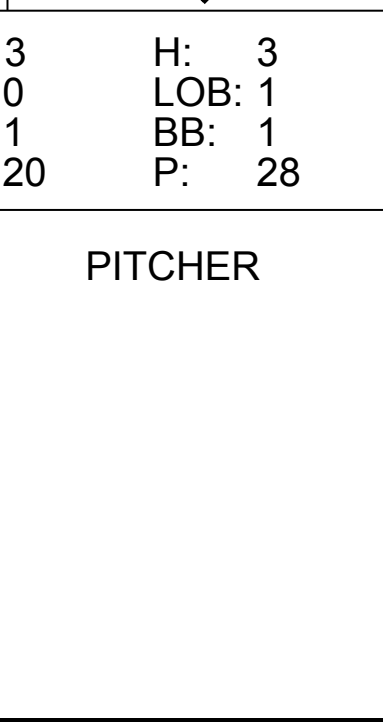
Batter	1	2	3	4	5	6	7	8	9	AB	R	H	RBI	BB	SO	LOB	TOP				
2 Aaron Hill, R OBP: 0.346, SLG: 0.530										4	0	0	0	0	1	0					
26 Adam Lind, L OBP: 0.310, SLG: 0.400										4	0	2	0	0	0	0					
10 Vernon Wells, R OBP: 0.358, SLG: 0.523										4	1	0	0	0	0	2					
Frank Thomas, R OBP: 0.364, SLG: 0.420										4	0	1	1	0	0	0					
25 Troy Glaus, R OBP: 0.484, SLG: 0.706										3	1	1	0	1	1	1					
17 Lyle Overbay, L OBP: 0.336, SLG: 0.434										4	2	1	2	0	0	1					
15 Alex Rios, R OBP: 0.306, SLG: 0.480										4	0	3	0	0	0	0					
Jason Phillips, R OBP: 0.347, SLG: 0.356										3	0	0	0	1	0	2					
6 John McDonald, R OBP: 0.353, SLG: 0.460										2	0	0	0	0	0	2					
Matt Stairs, L OBP: 0.333, SLG: 0.302										1	0	0	0	0	1	2					
Jason Smith, L OBP: 0.250, SLG: 0.267										1	0	0	0	0	1	1					
Inning Stats	R: 1 E: 0 K: 1 S: 10	H: 2 LOB: 1 BB: 0 P: 19	R: 0 E: 0 K: 0 S: 7	H: 1 LOB: 1 BB: 1 P: 12	R: 0 E: 0 K: 0 S: 5	H: 0 LOB: 0 BB: 0 P: 10	R: 0 E: 0 K: 1 S: 6	H: 0 LOB: 0 BB: 0 P: 10	R: 0 E: 0 K: 0 S: 10	H: 1 LOB: 0 BB: 0 P: 15	R: 1 E: 1 K: 1 S: 14	H: 2 LOB: 2 BB: 0 P: 24	R: 0 E: 0 K: 0 S: 6	H: 0 LOB: 0 BB: 0 P: 10	R: 2 E: 0 K: 1 S: 12	H: 2 LOB: 1 BB: 1 P: 23	1B: 4 2B: 4 3B: 0 HR: 1	SF: 0 SAC: 0 DP: 2 HBP: 0	WP: 0 PB: 0 SB: 0 CS: 0	PA: 36	
PITCHER	IP WLS BF H R ER SO BB IBB HBP BLK WP HR S P ERA WHIP	7.0 W 27 6 2 1 3 1 0 0 0 0 0 61 105 1.29 1.000	8.1 1.0 3 0 0 0 0 0 0 0 0 0 6 10 0.00 0.000	9.1 1.0 6 2 2 2 1 1 0 0 0 0 1 12 23 18.00 3.000																	

Toronto Blue Jays @ Texas Rangers
Rangers Ballpark in Arlington, Arlington, TX

AB 34
R 4
H 8
RBI 3
BB 2
SO 4
LOB 11



Sat May 05 2007, 8:05 PM EDT
Att: 27,421 - Overcast - 80 F

Batter	1	2	3	4	5	6	7	8	9	AB	R	H	RBI	BB	SO	LOB	BOTTOM			
Kenny Lofton, L OBP: 0.315, SLG: 0.354										3	2	1	1	2	1	1				
10 Michael Young, R OBP: 0.242, SLG: 0.364										5	3	3	5	0	1	2				
23 Mark Teixeira, S OBP: 0.362, SLG: 0.404										5	1	2	3	0	1	2				
Sammy Sosa, R OBP: 0.309, SLG: 0.510										5	0	0	0	0	1	4				
9 Hank Blalock, L OBP: 0.333, SLG: 0.443										4	1	2	1	0	0	1				
14 Victor Diaz, R OBP: 0.182, SLG: 0.182										4	0	2	0	0	0	1				
25 Jerry Hairston, R OBP: 0.310, SLG: 0.378										0	0	0	0	0	0	0				
6 Brad Wilkerson, L OBP: 0.324, SLG: 0.444										4	0	1	1	0	1	1				
15 Gerald Laird, R OBP: 0.266, SLG: 0.262										4	1	1	0	0	0	2				
Matt Kata, S OBP: 0.424, SLG: 0.613										3	3	3	0	1	0	0				
Inning Stats	R: 0 E: 0 K: 2 S: 11	H: 0 LOB: 0 BB: 0 P: 17	R: 0 E: 0 K: 0 S: 5	H: 0 LOB: 0 BB: 0 P: 9	R: 6 E: 0 K: 1 S: 24	H: 8 LOB: 2 BB: 0 P: 33	R: 0 E: 0 K: 0 S: 7	H: 1 LOB: 2 BB: 1 P: 12	R: 0 E: 0 K: 0 S: 5	H: 1 LOB: 0 BB: 0 P: 8	R: 3 E: 0 K: 1 S: 20	H: 3 LOB: 1 BB: 1 P: 28	R: 0 E: 0 K: 0 S: 5	H: 1 LOB: 0 BB: 0 P: 8	R: 2 E: 0 K: 1 S: 11	H: 1 LOB: 0 BB: 1 P: 17	1B: 10 2B: 4 3B: 0 HR: 1	SF: 0 SAC: 0 DP: 2 HBP: 0	WP: 0 PB: 0 SB: 1 CS: 0	PA: 40
PITCHER	IP WLS BF H R ER SO BB IBB HBP BLK WP HR S P ERA WHIP	5.1 L 29 12 9 9 3 2 1 0 0 0 0 1 23 33 6.75 1.500																		

Toronto Blue Jays @ Texas Rangers
Rangers Ballpark in Arlington, Arlington, TX

AB 37
R 11
H 15
RBI 11
BB 3
SO 5
LOB 14



Sat May 05 2007, 8:05 PM EDT
Att: 27,421 - Overcast - 80 F

Batter	1	2	3	4	5	6	7	8	9	AB	R	H	RBI	BB	SO	LOB	TOP																					
23 Julio Lugo, R OBP: 0.299, SLG: 0.328 15 Dustin Pedroia, R OBP: 0.368, SLG: 0.387	G5-3		G4-3	20 2B		FC1-5			G4-3	5	1	1	0	0	0	2																						
20 Kevin Youkilis, R OBP: 0.424, SLG: 0.448	34 2B		34 2B	34 2B		P4			K	5	2	3	2	0	1	1																						
34 David Ortiz, L OBP: 0.420, SLG: 0.619 12 Eric Hinske, L OBP: 0.342, SLG: 0.333	G3-1		1B	F9					F9	4	1	1	2	0	0	1																						
Manny Ramirez, R OBP: 0.336, SLG: 0.419 Wily Mo Peña, R OBP: 0.341, SLG: 0.486	L4		25 1B	G4-3						4	1	2	1	0	0	1																						
7 J.D. Drew, L OBP: 0.363, SLG: 0.371	G1-3		25 1B							4	1	2	0	0	0	1																						
25 Mike Lowell, R OBP: 0.300, SLG: 0.549	K		HR	G6-4-3						4	1	1	3	0	1	2																						
Coco Crisp, S OBP: 0.282, SLG: 0.317	B1-3		2B	G6-3						4	0	1	0	0	0	0																						
28 Doug Mirabeli, R OBP: 0.333, SLG: 0.560										4	0	0	0	0	1	1																						
13 Alex Cora, L OBP: 0.467, SLG: 0.756			23 1B	G4-3						4	1	2	0	0	1	0																						
Inning Stats	R: 1 E: 1 K: 0 S: 9	H: 1 LOB: 0 BB: 0 P: 15	R: 0 E: 0 K: 1 S: 7	H: 0 LOB: 0 BB: 0 P: 11	R: 6 E: 0 K: 1 S: 25	H: 7 LOB: 1 BB: 0 P: 37	R: 1 E: 0 K: 0 S: 8	H: 2 LOB: 1 BB: 0 P: 12	R: 0 E: 0 K: 0 S: 5	H: 1 LOB: 0 BB: 0 P: 11	R: 0 E: 0 K: 0 S: 8	H: 1 LOB: 1 BB: 0 P: 14	R: 0 E: 0 K: 1 S: 9	H: 0 LOB: 0 BB: 0 P: 10	R: 0 E: 0 K: 1 S: 10	H: 0 LOB: 0 BB: 0 P: 14	1B: 7 2B: 5 3B: 0 HR: 1	SF: 0 SAC: 0 DP: 1 HBP: 0	WP: 0 PB: 0 SB: 1 CS: 0	PA: 39																		
PITCHER	IP	WLS	BF	H	R	ER	SO	BB	IBB	HBP	BLK	WP	HR	S	P	ERA	WHIP	PITCHER				IP	WLS	BF	H	R	ER	SO	BB	IBB	HBP	BLK	WP	HR	S	P	ERA	WHIP
32 Roy Halladay, R ERA: 4.37	5.0	L	25	11	8	7	2	0	0	0	0	0	1	54	86	12.60	2.200																					
36 Jamie Vermilyea, R ERA:	3.0		11	2	0	0	1	0	0	0	0	0	0	24	36	0.00	0.667																					
54 Jason Frasor, R ERA: 5.65	1.0		3	0	0	0	1	0	0	0	0	0	0	10	14	0.00	0.000																					

Boston Red Sox @ Toronto Blue Jays
Rogers Centre, Toronto, ON
Thu May 10 2007, 7:07 PM EDT
Att: 22,290 - Clear - 72 F

AB 39
R 8
H 13
RBI 8
BB 0
SO 4
LOB 9



Batter	1	2	3	4	5	6	7	8	9	AB	R	H	RBI	BB	SO	LOB	BOTTOM																					
15 Alex Rios, R OBP: 0.327, SLG: 0.500	K		F8			P3			FC5-4 26 1B	4	0	0	0	0	1	1																						
26 Adam Lind, L OBP: 0.307, SLG: 0.385	10 1B		G3			F8				4	0	2	0	0	0	0																						
10 Vernon Wells, R OBP: 0.341, SLG: 0.484	25 1B			F8					F3	4	0	2	0	0	0	2																						
25 Troy Glaus, R OBP: 0.449, SLG: 0.651 Jason Smith, L OBP: 0.265, SLG: 0.267 Jason Phillips, R OBP: 0.316, SLG: 0.321	K2-3-2 BB			F9		G6-4-3			G5-3	2	0	0	0	1	0	1																						
Frank Thomas, R OBP: 0.340, SLG: 0.381	K2-3-2			K		L7				3	0	0	0	0	2	3																						
17 Lyle Overbay, L OBP: 0.321, SLG: 0.455	G6-3					K			K	3	0	0	0	0	2	0																						
2 Aaron Hill, R OBP: 0.324, SLG: 0.500	K2-3					F7			K	3	0	0	0	0	2	0																						
Sal Fasano, R OBP: 0.250, SLG: 0.389	G5-3					F7			G5-3	3	0	0	0	0	0	0																						
6 John McDonald, R OBP: 0.317, SLG: 0.407	F9					F7			FC5-4 15 1B	3	0	1	0	0	0	0																						
Inning Stats	R: 0 E: 0 K: 2 S: 13	H: 2 LOB: 3 BB: 1 P: 27	R: 0 E: 0 K: 1 S: 8	H: 0 LOB: 0 BB: 0 P: 10	R: 0 E: 0 K: 0 S: 7	H: 0 LOB: 0 BB: 0 P: 11	R: 0 E: 0 K: 1 S: 8	H: 0 LOB: 0 BB: 0 P: 13	R: 0 E: 0 K: 1 S: 10	H: 0 LOB: 0 BB: 0 P: 15	R: 0 E: 0 K: 0 S: 5	H: 0 LOB: 0 BB: 0 P: 9	R: 0 E: 0 K: 2 S: 11	H: 0 LOB: 0 BB: 0 P: 15	R: 0 E: 0 K: 0 S: 9	H: 2 LOB: 2 BB: 0 P: 17	1B: 5 2B: 1 3B: 0 HR: 0	SF: 0 SAC: 0 DP: 2 HBP: 0	WP: 0 PB: 0 SB: 0 CS: 0	PA: 31																		
PITCHER	IP	WLS	BF	H	R	ER	SO	BB	IBB	HBP	BLK	WP	HR	S	P	ERA	WHIP	PITCHER				IP	WLS	BF	H	R	ER	SO	BB	IBB	HBP	BLK	WP	HR	S	P	ERA	WHIP
49 Tim Wakefield, R ERA: 1.79	7.0	W	23	3	0	0	0	1	0	0	0	0	0	56	93	0.00	0.571																					
37 Hideki Okajima, L ERA: 0.53	1.0		3	0	0	0	2	0	0	0	0	0	0	11	15	0.00	0.000																					
J.C. Romero, L ERA: 3.48	1.0		5	2	0	0	0	0	0	0	0	0	0	9	17	0.00	2.000																					

Boston Red Sox @ Toronto Blue Jays
Rogers Centre, Toronto, ON
Thu May 10 2007, 7:07 PM EDT
Att: 22,290 - Clear - 72 F

AB 30
R 0
H 5
RBI 0
BB 1
SO 7
LOB 9



Batter	1	2	3	4	5	6	7	8	9	AB	R	H	RBI	BB	SO	LOB	TOP				
5 Rocco Baldelli, R OBP: 0.279, SLG: 0.380										5	0	0	0	0	3	4					
35 Elijah Dukes, R OBP: 0.319, SLG: 0.417										5	1	1	1	0	3	0					
13 Carl Crawford, L OBP: 0.372, SLG: 0.482										4	0	2	0	1	1	0					
Ty Wigginton, R OBP: 0.284, SLG: 0.428										3	0	0	0	1	1	3					
2 B.J. Upton, R OBP: 0.423, SLG: 0.649										2	0	1	0	2	1	1					
Delmon Young, R OBP: 0.294, SLG: 0.365										4	0	1	0	0	2	4					
23 Carlos Pena, L OBP: 0.286, SLG: 0.455										3	0	0	0	0	0	2					
Brendan Harris, R OBP: 0.372, SLG: 0.443										4	0	1	0	0	2	3					
8 Josh Paul, R OBP: 0.289, SLG: 0.238										3	0	1	0	1	1	2					
Inning Stats	R: 1 E: 0 K: 2 S: 14	H: 1 LOB: 2 BB: 2 P: 27	R: 0 E: 0 K: 0 S: 6	H: 1 LOB: 1 BB: 0 P: 12	R: 0 E: 0 K: 1 S: 6	H: 0 LOB: 1 BB: 1 P: 13	R: 0 E: 0 K: 2 S: 12	H: 1 LOB: 2 BB: 1 P: 20	R: 0 E: 0 K: 2 S: 15	H: 0 LOB: 0 BB: 0 P: 11	R: 0 E: 0 K: 1 S: 8	H: 1 LOB: 1 BB: 0 P: 14	R: 0 E: 0 K: 1 S: 13	H: 2 LOB: 2 BB: 0 P: 20	R: 0 E: 0 K: 3 S: 11	H: 0 LOB: 0 BB: 0 P: 14	1B: 6 2B: 0 3B: 0 HR: 1	SF: 0 SAC: 0 DP: 1 HBP: 1	WP: 0 PB: 0 SB: 4 CS: 0	PA: 39	
PITCHER	IP: 6.2 WLS: W BF: 30 ERA: 4.56	H: 5 R: 1 ER: 1 SO: 10	BB: 5 IBB: 0 HBP: 1 BLK: 0	WP: 0 HR: 1 S: 67 P: 118	ERA: 1.35 WHIP: 1.500	IP: 7.1 WLS: H BF: 6 ERA: 1.02	H: 2 R: 0 ER: 0 SO: 3	BB: 0 IBB: 0 HBP: 0 BLK: 0	WP: 0 HR: 0 S: 14 P: 21	ERA: 0.00 WHIP: 1.500	IP: 9.1 WLS: 3 BF: 3 ERA: 1.02	H: 0 R: 0 ER: 0 SO: 3	BB: 0 IBB: 0 HBP: 0 BLK: 0	WP: 0 HR: 0 S: 11 P: 14	ERA: 0.00 WHIP: 0.000						

Tampa Bay Devil Rays @ Toronto Blue Jays
Rogers Centre, Toronto, ON
Fri May 11 2007, 7:07 PM EDT
Att: 20,542 - Clear - 66 F

AB	33
R	1
H	7
RBI	1
BB	5
SO	14
LOB	19

Batter	1	2	3	4	5	6	7	8	9	AB	R	H	RBI	BB	SO	LOB	BOTTOM				
15 Alex Rios, R OBP: 0.329, SLG: 0.524										5	1	2	1	0	1	1					
10 Vernon Wells, R OBP: 0.350, SLG: 0.492										4	1	2	0	1	0	1					
25 Troy Glaus, R OBP: 0.443, SLG: 0.641										1	0	0	0	0	0	1					
Jason Smith, L OBP: 0.269, SLG: 0.271										3	0	1	1	0	1	2					
Frank Thomas, R OBP: 0.344, SLG: 0.380										3	0	1	0	1	1	2					
2 Aaron Hill, R OBP: 0.336, SLG: 0.504										3	2	2	0	1	0	2					
17 Lyle Overbay, L OBP: 0.333, SLG: 0.460										3	1	2	0	1	0	2					
Jason Phillips, R OBP: 0.311, SLG: 0.333										4	0	1	2	0	1	7					
26 Adam Lind, L OBP: 0.305, SLG: 0.379										4	0	1	0	0	0	3					
6 John McDonald, R OBP: 0.297, SLG: 0.381										4	0	0	0	0	2	1					
Inning Stats	R: 0 E: 0 K: 0 S: 6	H: 1 LOB: 0 BB: 0 P: 11	R: 0 E: 0 K: 1 S: 9	H: 0 LOB: 2 BB: 2 P: 20	R: 0 E: 0 K: 2 S: 8	H: 0 LOB: 0 BB: 0 P: 11	R: 2 E: 0 K: 2 S: 17	H: 3 LOB: 1 BB: 0 P: 24	R: 0 E: 0 K: 1 S: 14	H: 1 LOB: 2 BB: 1 P: 24	R: 1 E: 1 K: 0 S: 9	H: 2 LOB: 0 BB: 0 P: 14	R: 2 E: 0 K: 0 S: 17	H: 4 LOB: 3 BB: 1 P: 28	R: 0 E: 0 K: 0 S: 10	H: 1 LOB: 1 BB: 0 P: 16	1B: 8 2B: 4 3B: 0 HR: 1	SF: 0 SAC: 0 DP: 1 HBP: 0	WP: 1 PB: 0 SB: 0 CS: 2	PA: 40	
PITCHER	IP: 6.1 WLS: L BF: 29 ERA: 3.96	H: 6 R: 5 ER: 4 SO: 6	BB: 3 IBB: 0 HBP: 0 BLK: 0	WP: 1 HR: 1 S: 71 P: 117	ERA: 5.68 WHIP: 1.895	IP: 7.1 WLS: 5 BF: 2 ERA: 6.0	H: 2 R: 0 ER: 0 SO: 0	BB: 1 IBB: 0 HBP: 0 BLK: 0	WP: 0 HR: 0 S: 9 P: 15	ERA: 0.00 WHIP: 3.000	IP: 8.1 WLS: 4 BF: 1 ERA: 7.02	H: 1 R: 0 ER: 0 SO: 0	BB: 0 IBB: 0 HBP: 0 BLK: 0	WP: 0 HR: 0 S: 10 P: 16	ERA: 0.00 WHIP: 1.000						

Tampa Bay Devil Rays @ Toronto Blue Jays
Rogers Centre, Toronto, ON
Fri May 11 2007, 7:07 PM EDT
Att: 20,542 - Clear - 66 F

AB	34
R	5
H	12
RBI	4
BB	4
SO	6
LOB	22

Batter	1	2	3	4	5	6	7	8	9	AB	R	H	RBI	BB	SO	LOB	TOP					
5 Rocco Baldelli, R OBP: 0.271, SLG: 0.368	F8		FC6-4		K		P4			4	0	0	0	0	1	2						
Brendan Harris, R OBP: 0.397, SLG: 0.435	F9		G6-3			13 HR		F8		4	1	1	0	0	0	1						
13 Carl Crawford, L OBP: 0.375, SLG: 0.503	1B				K		HR	K		4	2	2	2	0	2	0						
Ty Wigginton, R OBP: 0.283, SLG: 0.423	1B				K		G5-3	G6-3		4	0	1	1	0	1	0						
2 B.J. Upton, R OBP: 0.409, SLG: 0.626		K			G5-3		K			4	0	0	0	0	3	0						
23 Carlos Pena, L OBP: 0.307, SLG: 0.494										2	1	1	1	2	1	0						
Delmon Young, R OBP: 0.257, SLG: 0.355										4	0	0	0	0	1	2						
30 Dioner Navarro, S OBP: 0.284, SLG: 0.299										3	0	2	0	0	0	0						
Josh Wilson, R OBP: 0.250, SLG: 0.045										3	0	0	0	0	2	2						
Inning Stats	R: 1 E: 0 K: 0 S: 11	H: 2 LOB: 1 BB: 0 P: 16	R: 0 E: 0 K: 1 S: 7	H: 0 LOB: 0 BB: 1 P: 11	R: 0 E: 0 K: 1 S: 11	H: 1 LOB: 1 BB: 0 P: 16	R: 0 E: 0 K: 2 S: 9	H: 0 LOB: 0 BB: 0 P: 16	R: 1 E: 0 K: 1 S: 11	H: 2 LOB: 1 BB: 0 P: 21	R: 2 E: 0 K: 2 S: 17	H: 2 LOB: 1 BB: 1 P: 30	R: 0 E: 0 K: 1 S: 8	H: 0 LOB: 0 BB: 0 P: 12	R: 0 E: 0 K: 1 S: 9	H: 0 LOB: 0 BB: 0 P: 13	R: 0 E: 0 K: 2 S: 7	H: 0 LOB: 0 BB: 0 P: 7	1B: 5 2B: 0 3B: 0 HR: 2	SF: 0 SAC: 0 DP: 1 HBP: 0	WP: 0 PB: 0 SB: 1 CS: 0	PA: 34
PITCHER	IP	WLS	BF	H	R	ER	SO	BB	IBB	HBP	BLK	WP	HR	S	P	ERA	WHIP					
29 Dustin McGowan, R ERA: 7.59	5.2		23	7	4	4	6	1	0	0	0	0	2	58	95	6.35	1.412					
37 Scott Downs, L ERA: 2.31	1.1	W	5	0	0	0	2	1	0	0	0	0	0	16	27	0.00	0.750					
44 Casey Janssen, R ERA: 0.96	1.0	H	3	0	0	0	1	0	0	0	0	0	0	9	13	0.00	0.000					
49 Jeremy Accardo, R ERA:	1.0	S	3	0	0	0	2	0	0	0	0	0	0	7	7	0.00	0.000					

Tampa Bay Devil Rays @ Toronto Blue Jays
Rogers Centre, Toronto, ON
Sat May 12 2007, 1:07 PM EDT
Att: 23,208 - Roof Closed - 68 F

livebaseballscorecards.com

AB 32
R 4
H 7
RBI 4
BB 2
SO 11
LOB 7



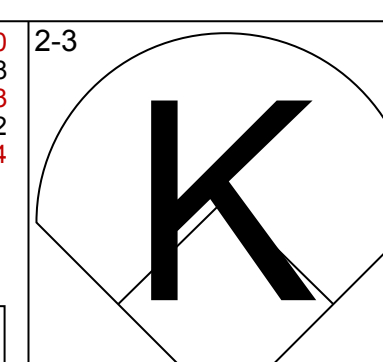
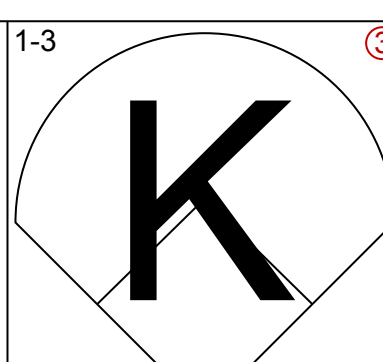
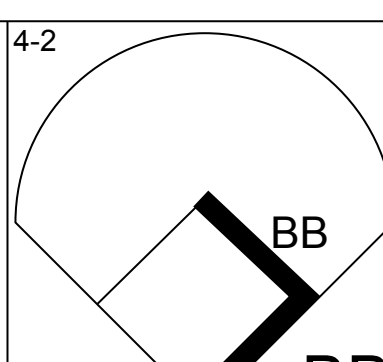
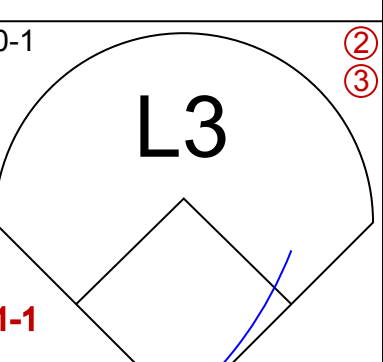
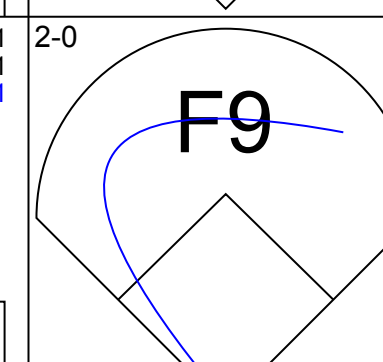
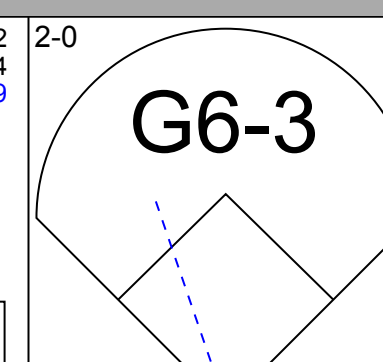
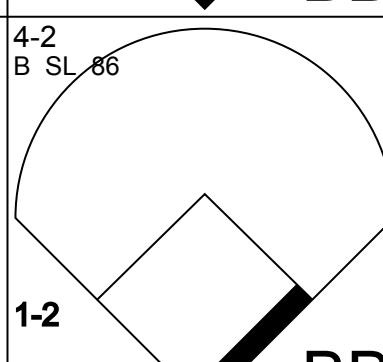
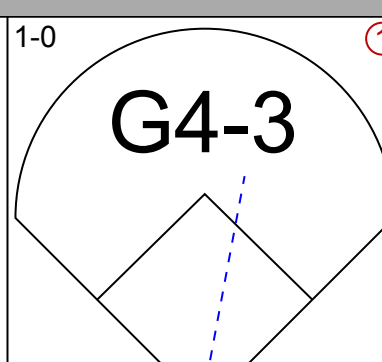
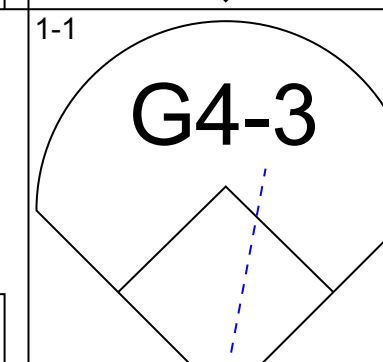
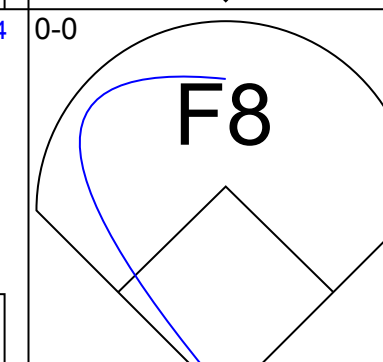
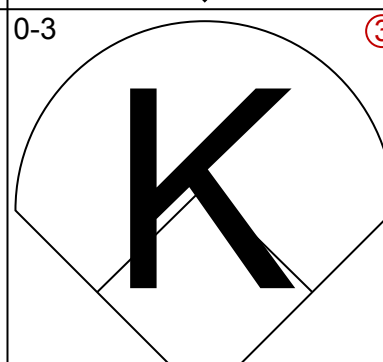
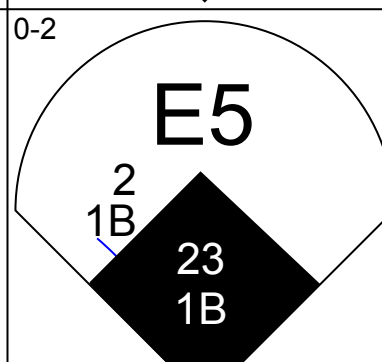
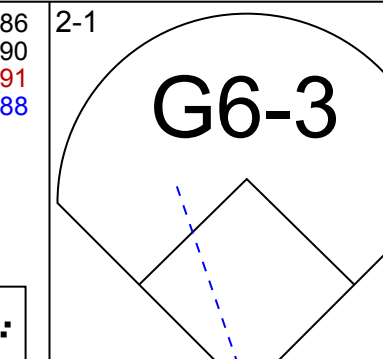
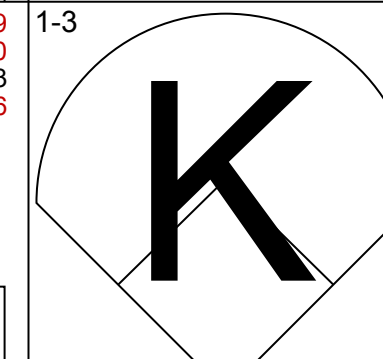
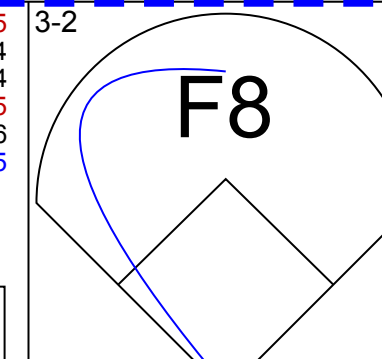
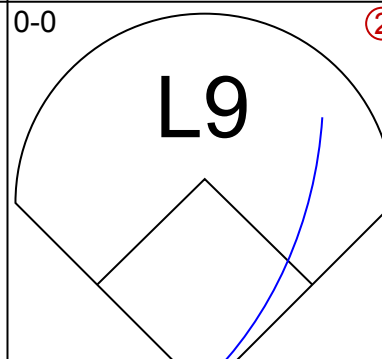
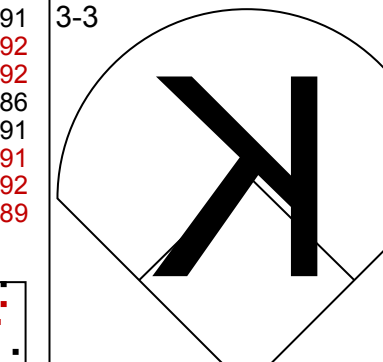
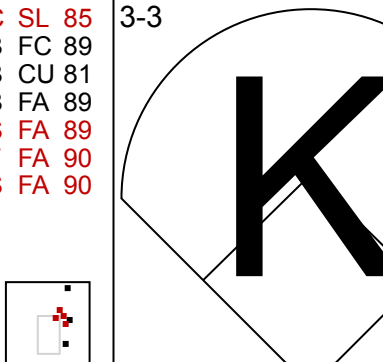
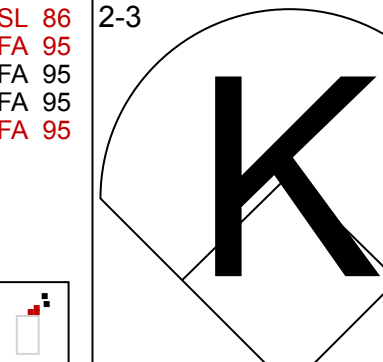
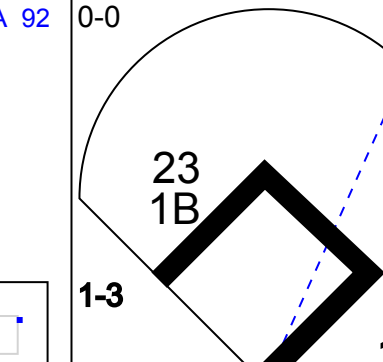
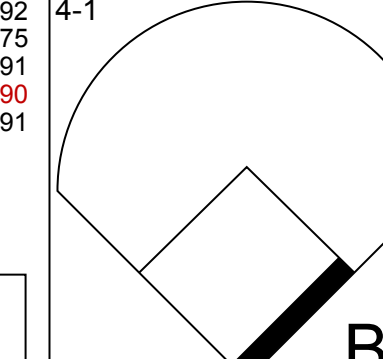
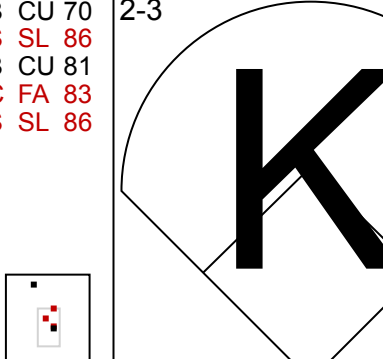
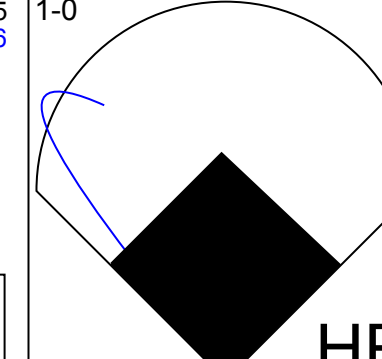
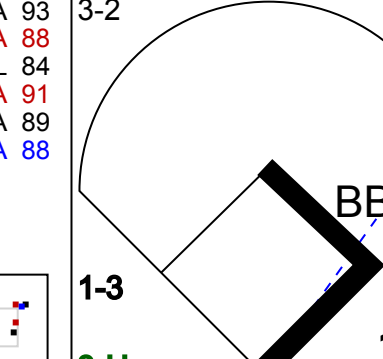
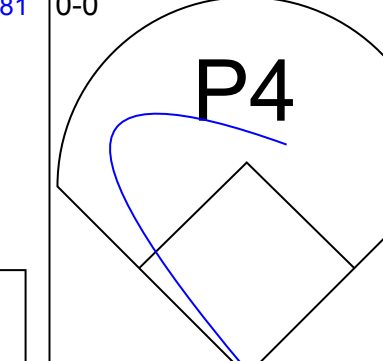
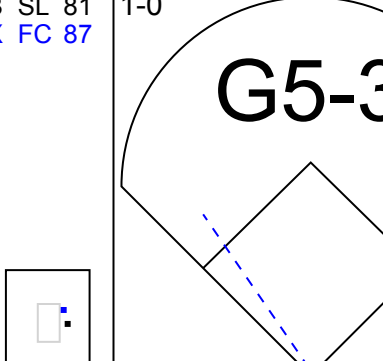
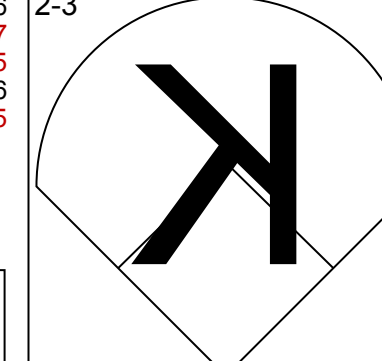
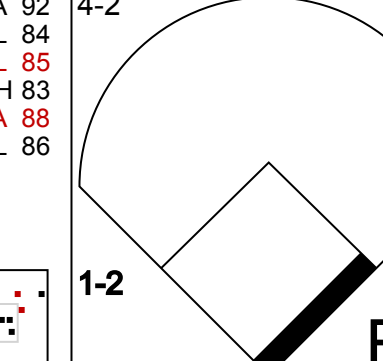
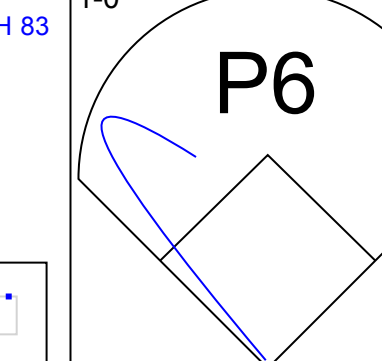
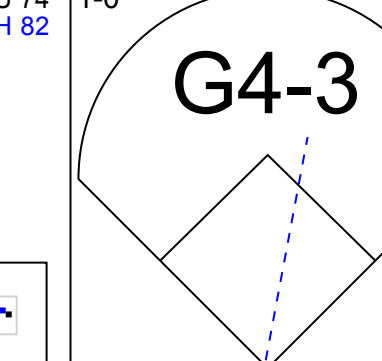
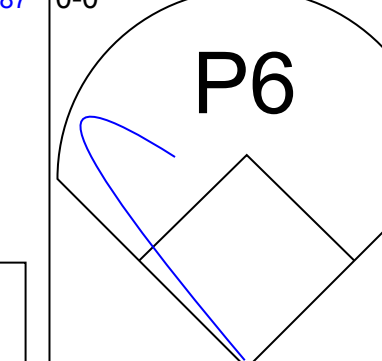

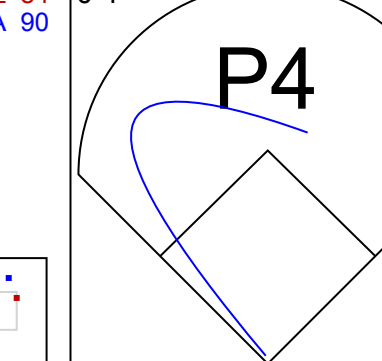
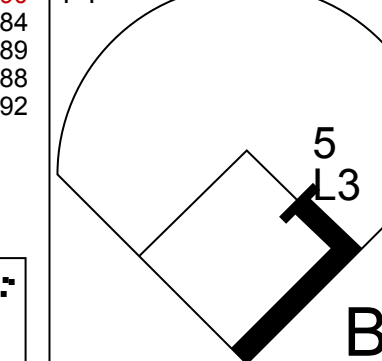
Batter	1	2	3	4	5	6	7	8	9	AB	R	H	RBI	BB	SO	LOB	BOTTOM				
15 Alex Rios, R OBP: 0.319, SLG: 0.507	K		P4		K		L6	F9		5	0	0	0	0	2	2					
26 Adam Lind, L OBP: 0.303, SLG: 0.404	G4-3		HR		G4-3		F8			4	1	1	1	0	0	0					
10 Vernon Wells, R OBP: 0.361, SLG: 0.496	1B		HR		K		17 1B	17 1B		3	2	2	0	1	1	0					
17 Lyle Overbay, L OBP: 0.331, SLG: 0.453	K		K		G5-3		1B	1B		4	0	1	1	0	2	2					
Frank Thomas, R OBP: 0.355, SLG: 0.405		2B	HR		HR		G5-3			2	1	1	2	1	0	1					
2 Aaron Hill, R OBP: 0.340, SLG: 0.504	1B		1B		FC5-4		G5-3			4	1	2	0	0	0	1					
Jason Smith, L OBP: 0.268, SLG: 0.269	K		K		G5-3		G5-3	E1		4	0	1	0	0	2	4					
Royce Clayton, R OBP: 0.310, SLG: 0.350	K				F9		1B			3	0	1	1	1	1	2					
Sal Fasano, R OBP: 0.217, SLG: 0.333	K				P4		F9			3	0	0	0	0	1	3					
Matt Stairs, L OBP: 0.353, SLG: 0.326								L8		1	0	0	0	0	0	2					
Jason Phillips, R OBP: 0.311, SLG: 0.333										0	0	0	0	0	0	0					
Inning Stats	R: 0 E: 0 K: 2 S: 13	H: 1 LOB: 1 BB: 0 P: 15	R: 0 E: 0 K: 3 S: 11	H: 1 LOB: 2 BB: 1 P: 20	R: 3 E: 0 K: 2 S: 13	H: 3 LOB: 1 BB: 1 P: 24	R: 0 E: 0 K: 1 S: 9	H: 0 LOB: 0 BB: 0 P: 12	R: 0 E: 0 K: 1 S: 6	H: 0 LOB: 0 BB: 0 P: 9	R: 1 E: 0 K: 0 S: 11	H: 1 LOB: 1 BB: 0 P: 21	R: 1 E: 0 K: 0 S: 13	H: 2 LOB: 1 BB: 0 P: 20	R: 0 E: 1 K: 0 S: 8	H: 1 LOB: 2 BB: 1 P: 15	1B: 7 2B: 0 3B: 0 HR: 2	SF: 0 SAC: 0 DP: 0 HBP: 1	WP: 0 PB: 0 SB: 2 CS: 0	PA: 37	
PITCHER	IP	WLS	BF	H	R	ER	SO	BB	IBB	HBP	BLK	WP	HR	S	P	ERA	WHIP				
36 Edwin Jackson, R ERA: 6.82	6.0		27	6	4	4	9	2	0	1	0	0	0	63	101	6.00	1.333				
Brian Stokes, R ERA: 7.31	1.0	L	5	2	1	1	0	0	0	0	0	0	0	13	20	9.00	2.000				
54 Chad Orvella, R ERA: 4.5	0.1		3	1	0	0	0	1	0	0	0	0	0	3	7	0.00	6.000				
28 Al Reyes, R ERA: 1.15	0.2		2	0	0	0	0	0	0	0	0	0	0	5	8	0.00	0.000				

Tampa Bay Devil Rays @ Toronto Blue Jays
Rogers Centre, Toronto, ON
Sat May 12 2007, 1:07 PM EDT
Att: 23,208 - Roof Closed - 68 F

livebaseballscorecards.com

AB 33
R 5
H 9
RBI 5
BB 3
SO 9
LOB 17



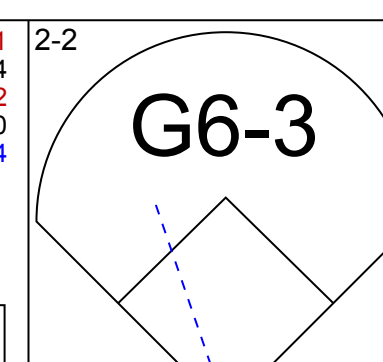
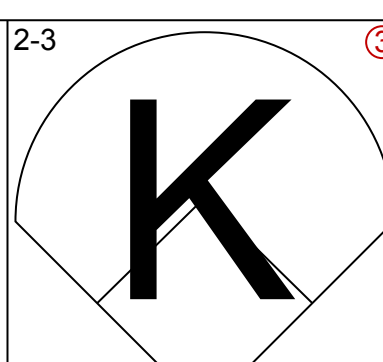
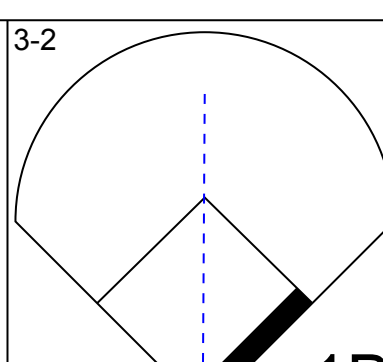
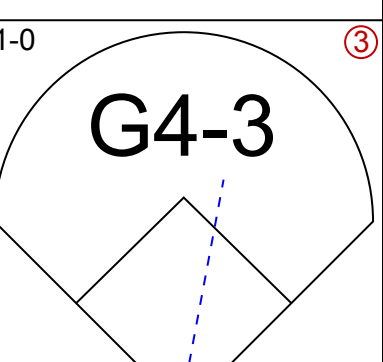
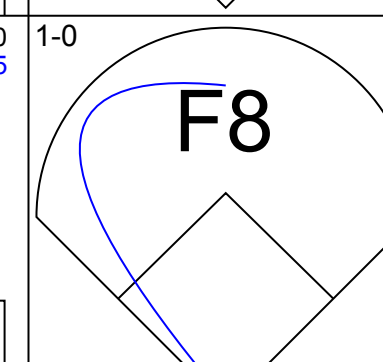
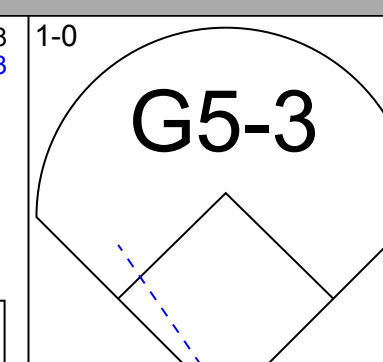
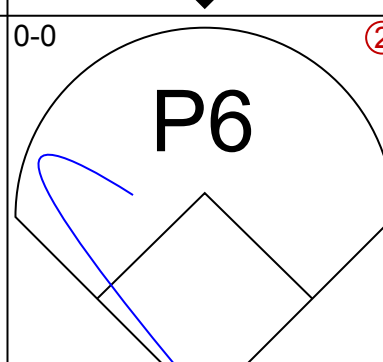
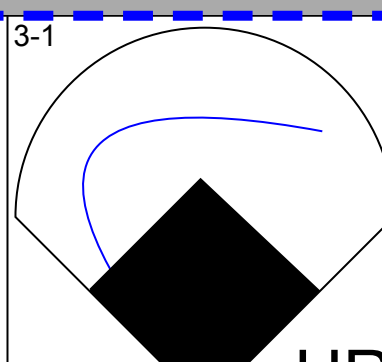

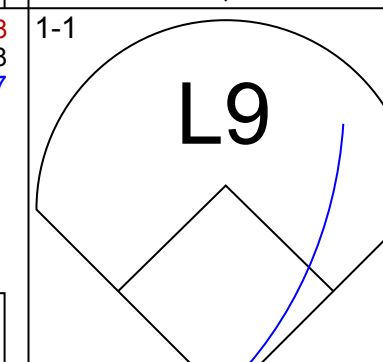
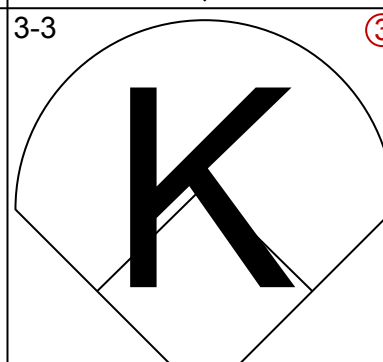
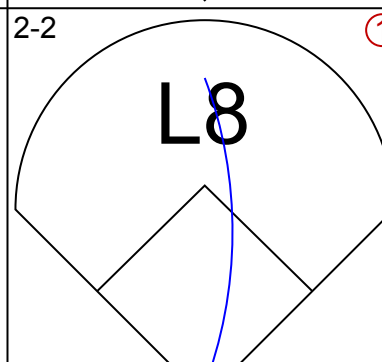
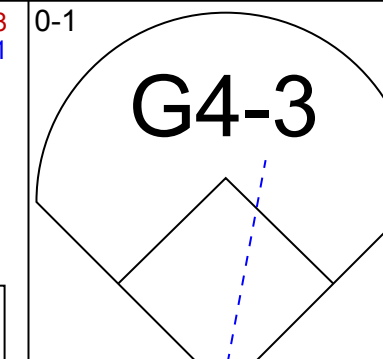
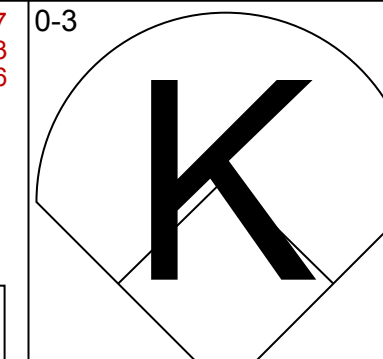
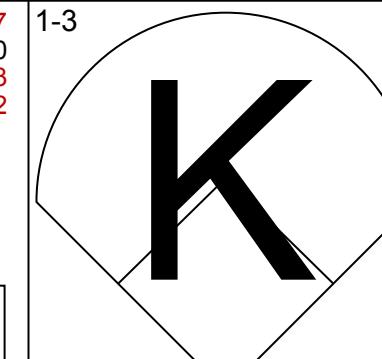
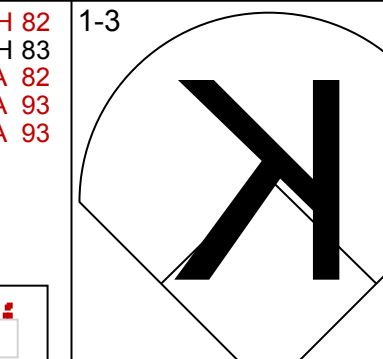
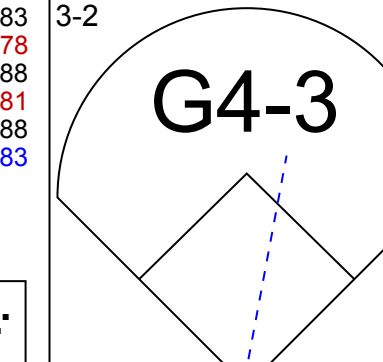
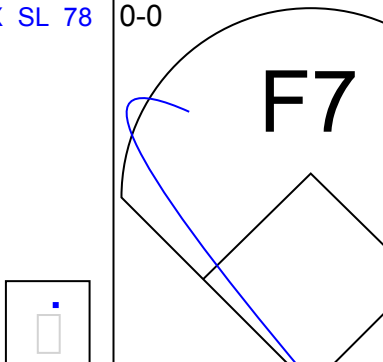
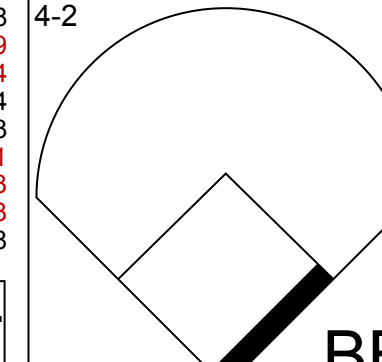
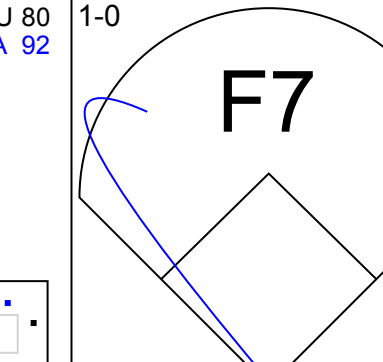
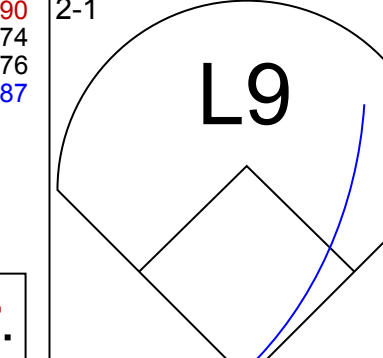
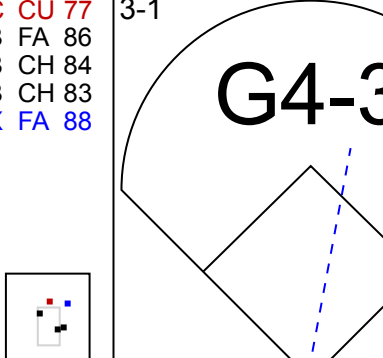
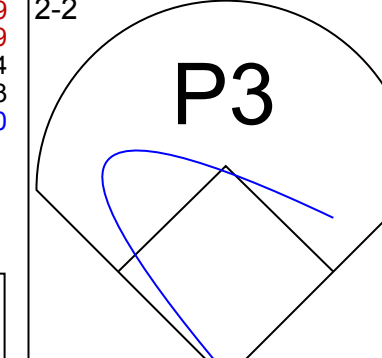
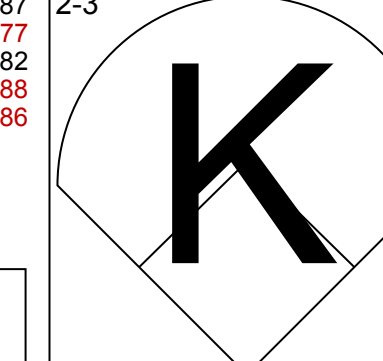
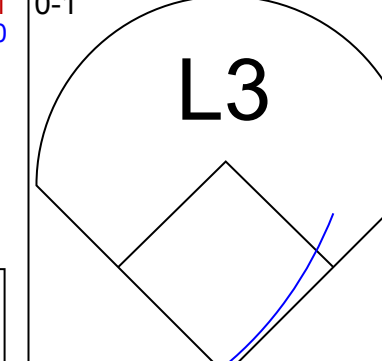
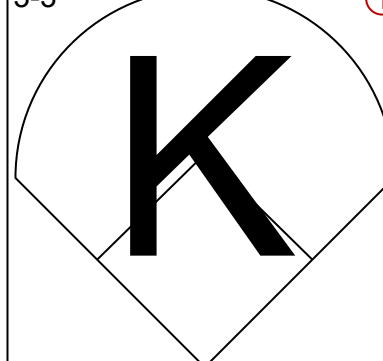
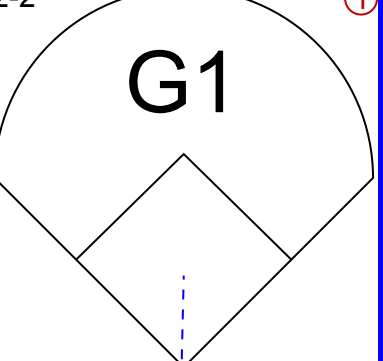
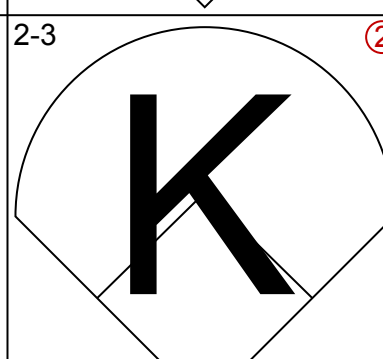

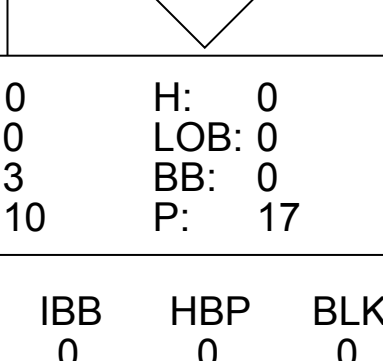



Batter	1	2	3	4	5	6	7	8	9	AB	R	H	RBI	BB	SO	LOB	TOP					
5 Rocco Baldelli, R OBP: 0.270, SLG: 0.360										3	0	0	0	1	2	1						
Brendan Harris, R OBP: 0.363, SLG: 0.421										3	0	0	0	1	0	0						
13 Carl Crawford, L OBP: 0.366, SLG: 0.490										4	1	0	0	0	1	2						
Ty Wigginton, R OBP: 0.276, SLG: 0.411										4	0	0	0	0	1	1						
2 B.J. Upton, R OBP: 0.405, SLG: 0.613										4	0	1	0	0	3	0						
23 Carlos Pena, L OBP: 0.326, SLG: 0.537										3	1	2	2	1	1	0						
Delmon Young, R OBP: 0.257, SLG: 0.347										3	0	0	0	1	1	1						
30 Dioner Navarro, S OBP: 0.273, SLG: 0.286										4	0	0	0	0	0	3						
31 Jonny Gomes, R OBP: 0.231, SLG: 0.200										2	0	0	0	1	0	0						
Inning Stats	R: 0 E: 0 K: 1 S: 6	H: 0 LOB: 0 BB: 0 P: 11	R: 0 E: 0 K: 1 S: 9	H: 0 LOB: 1 BB: 1 P: 18	R: 0 E: 0 K: 1 S: 6	H: 0 LOB: 0 BB: 0 P: 8	R: 0 E: 0 K: 1 S: 5	H: 0 LOB: 0 BB: 0 P: 8	R: 0 E: 0 K: 2 S: 8	H: 0 LOB: 0 BB: 0 P: 14	R: 0 E: 0 K: 1 S: 10	H: 0 LOB: 2 BB: 2 P: 19	R: 1 E: 0 K: 2 S: 10	H: 1 LOB: 0 BB: 0 P: 18	R: 0 E: 0 K: 0 S: 4	H: 0 LOB: 0 BB: 1 P: 8	R: 1 E: 1 K: 0 S: 14	H: 2 LOB: 3 BB: 1 P: 24	1B: 2 2B: 1 3B: 0 HR: 1	SF: 0 SAC: 0 DP: 1 HBP: 0	WP: 0 PB: 0 CS: 0	PA: 35
PITCHER	IP	WLS	BF	H	R	ER	SO	BB	IBB	HBP	BLK	WP	HR	S	P	ERA	WHIP					
28 Shaun Marcum, R ERA: 4.43	6.0		21	0	0	0	7	3	0	0	0	0	0	44	78	0.00	0.500					
54 Jason Frasor, R ERA: 5.87	1.0	L	4	1	1	1	2	0	0	0	0	0	1	10	18	9.00	1.000					
56 Brian Tallet, L ERA: 4.7	2.0		10	2	1	0	0	2	0	0	0	0	0	18	32	0.00	2.000					

Tampa Bay Devil Rays @ Toronto Blue Jays
Rogers Centre, Toronto, ON
Sun May 13 2007, 1:07 PM EDT
Att: 25,453 - Sunny - 54 F

livebaseballscorecards.com

AB 30
R 2
H 3
RBI 2
BB 5
SO 9
LOB 8



Batter	1	2	3	4	5	6	7	8	9	AB	R	H	RBI	BB	SO	LOB	BOTTOM					
26 Adam Lind, L OBP: 0.301, SLG: 0.398										4	0	1	0	0	1	0						
Matt Stairs, L OBP: 0.345, SLG: 0.380										4	1	1	1	0	0	1						
10 Vernon Wells, R OBP: 0.358, SLG: 0.485										3	0	0	0	1	1	1						
17 Lyle Overbay, L OBP: 0.322, SLG: 0.439										4	0	0	0	0	3	1						
Frank Thomas, R OBP: 0.352, SLG: 0.396										3	0	0	0	1	0	0						
2 Aaron Hill, R OBP: 0.333, SLG: 0.493										3	0	0	0	0	0	1						
Royce Clayton, R OBP: 0.311, SLG: 0.361										3	0	1	0	0	1	1						
Jason Phillips, R OBP: 0.302, SLG: 0.322										2	0	0	0	0	1	1						
6 John McDonald, R OBP: 0.292, SLG: 0.375										1	0	0	0	0	0	0						
Sal Fasano, R OBP: 0.217, SLG: 0.333										0	0	0	0	0	0	0						
Ryan Roberts, R OBP: 0.217, SLG: 0.333										3	0	0	0	0	1	0						
Inning Stats	R: 0 E: 0 K: 0 S: 8	H: 0 LOB: 1 BB: 1 P: 15	R: 0 E: 0 K: 1 S: 8	H: 0 LOB: 0 BB: 0 P: 15	R: 0 E: 0 K: 3 S: 10	H: 0 LOB: 0 BB: 0 P: 17	R: 0 E: 0 K: 1 S: 6	H: 0 LOB: 0 BB: 0 P: 8	R: 0 E: 0 K: 1 S: 6	H: 1 LOB: 1 BB: 0 P: 10	R: 0 E: 0 K: 1 S: 10	H: 1 LOB: 1 BB: 0 P: 17	R: 0 E: 0 K: 1 S: 13	H: 0 LOB: 1 BB: 1 P: 20	R: 0 E: 0 K: 0 S: 5	H: 0 LOB: 0 BB: 0 P: 9	R: 1 E: 0 K: 1 S: 13	H: 1 LOB: 0 BB: 0 P: 20	1B: 1 2B: 1 3B: 0 HR: 1	SF: 0 SAC: 0 DP: 0 HBP: 0	WP: 0 PB: 0 CS: 0	PA: 32
PITCHER	IP	WLS	BF	H	R	ER	SO	BB	IBB	HBP	BLK	WP	HR	S	P	ERA	WHIP					
Jae Weong Seo, R ERA: 7.26	7.0	W	25	2	0	0	7	2	0	0	0	0	0	61	102	0.00	0.571					
Brian Stokes, R ERA: 6.88	1.0	H	3	0	0	0	0	0	0	0	0	0	0	5	9	0.00	0.000					
28 Al Reyes, R ERA: 1.62	1.0	S	4	1	1	1	1	0	0	0	0	0	1	13	20	9.00	1.000					

Tampa Bay Devil Rays @ Toronto Blue Jays
Rogers Centre, Toronto, ON
Sun May 13 2007, 1:07 PM EDT
Att: 25,453 - Sunny - 54 F

livebaseballscorecards.com

AB 30
R 1
H 3
RBI 1
BB 2
SO 8
LOB 6



Batter	1	2	3	4	5	6	7	8	9	AB	R	H	RBI	BB	SO	LOB	TOP					
1 Brian Roberts, S OBP: 0.379, SLG: 0.397	L8		21 HR		10 G5-3		21 CS			3	1	2	0	1	0	0	Baltimore Orioles @ Toronto Blue Jays Rogers Centre, Toronto, ON Mon May 14 2007, 7:07 PM EDT Att. 19,819 - Roof Closed - 68 F					
21 Nick Markakis, L OBP: 0.327, SLG: 0.430	10 G5-3		HR		F7		CS	F9		3	1	1	2	1	0	1						
10 Miguel Tejada, R OBP: 0.371, SLG: 0.397	G5-3		L9		G5-3			G5-3		4	0	0	0	0	0	2						
55 Ramon Hernandez, R	F9		L6		G4-3			F7		4	0	0	0	0	0	2						
17 Aubrey Huff, L OBP: 0.291, SLG: 0.400	G4-3			P4			G3		F8	4	0	0	0	0	0	0						
6 Melvin Mora, R OBP: 0.339, SLG: 0.452	F8			P6			K		DI 31 DI	4	0	1	0	0	1	0						
31 Jay Gibbons, L OBP: 0.287, SLG: 0.398	HR			1B			F8		K	4	1	2	1	0	1	1						
Jay Payton, R OBP: 0.301, SLG: 0.367	L9			1B			G6-3		G4-3	4	0	1	0	0	0	1						
Corey Patterson, L OBP: 0.311, SLG: 0.341			K		P5		K			3	0	0	0	0	2	2						
Inning Stats	R: 0 E: 0 K: 0 S: 12	H: 0 LOB: 1 BB: 1 P: 21	R: 1 E: 0 K: 0 S: 10	H: 1 LOB: 0 BB: 0 P: 13	R: 2 E: 0 K: 1 S: 11	H: 2 LOB: 0 BB: 0 P: 18	R: 0 E: 0 K: 0 S: 10	H: 2 LOB: 2 BB: 0 P: 18	R: 0 E: 0 K: 1 S: 9	H: 0 LOB: 0 BB: 0 P: 12	R: 0 E: 0 K: 1 S: 9	H: 1 LOB: 0 BB: 0 P: 15	R: 0 E: 0 K: 0 S: 4	H: 0 LOB: 0 BB: 0 P: 6	R: 0 E: 0 K: 1 S: 11	H: 1 LOB: 1 BB: 0 P: 15	1B: 5 2B: 0 3B: 0 HR: 2	SF: 0 SAC: 0 DP: 0 HBP: 0	WP: 0 PB: 0 SB: 0 CS: 1	PA: 36		
PITCHER	IP	WLS	BF	H	R	ER	SO	BB	IBB	HBP	BLK	WP	HR	S	P	ERA	WHIP					
Tomo Ohka, R ERA: 5.52	(1, 1)	5.0		22	5	3	3	1	2	0	0	0	0	2	54	91	5.40	1.400				
37 Scott Downs, L ERA: 1.53	(6, 1)	2.1	7	1	0	0	2	0	0	0	0	0	0	19	28	0.00	0.429					
44 Casey Janssen, R ERA: 0.93	(8, 1)	0.2	W	2	0	0	0	0	0	0	0	0	0	3	5	0.00	0.000					
49 Jeremy Accardo, R ERA:	(9, 1)	1.0	S	4	1	0	0	1	0	0	0	0	0	11	15	0.00	1.000					

Batter	1	2	3	4	5	6	7	8	9	AB	R	H	RBI	BB	SO	LOB	BOTTOM				
15 Alex Rios, R OBP: 0.317, SLG: 0.500	G5-3		BB		G6-3		L9			4	0	1	0	0	0	0	Baltimore Orioles @ Toronto Blue Jays Rogers Centre, Toronto, ON Mon May 14 2007, 7:07 PM EDT Att. 19,819 - Roof Closed - 68 F				
Matt Stairs, L OBP: 0.339, SLG: 0.358	G3		1B		K		K		3	0	0	0	1	2	0						
26 Adam Lind, L OBP: 0.301, SLG: 0.398			BB						0	0	0	0	0	0	0						
10 Vernon Wells, R OBP: 0.355, SLG: 0.485	F9		F4				F8		4	1	1	0	0	0	3						
Frank Thomas, R OBP: 0.356, SLG: 0.390	G5-3		BB		G6-3		G6-3		2	0	0	1	2	0	1						
Jason Smith, L OBP: 0.296, SLG: 0.269			BB				25 HR		0	1	0	0	0	0	0						
25 Troy Glaus, R OBP: 0.446, SLG: 0.676	K		G6-3		G1-3		HR		4	1	2	3	0	1	3						
2 Aaron Hill, R OBP: 0.331, SLG: 0.486	K		F8		F8		L8		4	0	1	0	0	1	1						
17 Lyle Overbay, L OBP: 0.320, SLG: 0.434			2B		F8		G1-3		4	1	1	0	0	0	3						
Royce Clayton, R OBP: 0.301, SLG: 0.349			1B		P3		K		3	0	0	0	0	2	3						
Jason Phillips, R OBP: 0.303, SLG: 0.339			15 1B		G5-3		K		3	1	1	1	0	1	0						
Inning Stats	R: 0 E: 0 K: 0 S: 11	H: 0 LOB: 0 BB: 0 P: 17	R: 0 E: 0 K: 2 S: 7	H: 0 LOB: 0 BB: 0 P: 11	R: 2 E: 0 K: 1 S: 20	H: 3 LOB: 3 BB: 2 P: 36	R: 0 E: 0 K: 0 S: 4	H: 0 LOB: 0 BB: 0 P: 7	R: 0 E: 0 K: 1 S: 7	H: 0 LOB: 0 BB: 0 P: 11	R: 1 E: 0 K: 1 S: 12	H: 3 LOB: 2 BB: 0 P: 15	R: 0 E: 0 K: 2 S: 8	H: 0 LOB: 0 BB: 0 P: 10	R: 2 E: 0 K: 0 S: 7	H: 1 LOB: 1 BB: 1 P: 14	1B: 4 2B: 2 3B: 0 HR: 1	SF: 0 SAC: 0 DP: 0 HBP: 0	WP: 0 PB: 0 SB: 0 CS: 0	PA: 34	
PITCHER	IP	WLS	BF	H	R	ER	SO	BB	IBB	HBP	BLK	WP	HR	S	P	ERA	WHIP				
45 Erik Bedard, L ERA: 4.67	(1, 1)	7.0		29	6	3	3	7	2	0	0	0	0	69	107	3.86	1.143				
28 Danys Baez, R ERA: 4.91	(8, 1)	1.0	L	5	1	2	2	0	1	0	0	0	0	7	14	18.00	2.000				

AB 33
R 3
H 7
RBI 3
BB 2
SO 4
LOB 9



AB 31
R 5
H 7
RBI 5
BB 3
SO 7
LOB 14



Batter	1	2	3	4	5	6	7	8	9	AB	R	H	RBI	BB	SO	LOB	TOP																		
1 Brian Roberts, S (1,4) OBP: 0.382, SLG: 0.396	4-1 21 1B 10 G6-4-3 BB		1-2 G4-3			1-1 1B			2-2 G1-3	3	1	1	0	1	0	0																			
21 Nick Markakis, L (1,9) OBP: 0.331, SLG: 0.432	3-2 10 G6-4-3 1B		1-2 10 G4-6-3 1B			0-1 P6			1-1 G6-3	4	0	2	0	0	0	1																			
10 Miguel Tejada, R (1,6) OBP: 0.368, SLG: 0.390	0-0 G6-4-3		1-1 G4-6-3			2-2 G6-3			4-2 55 1B BB	3	0	0	0	1	0	2																			
3 Freddie Bynum, L (9, PR) OBP: 0.188, SLG: 0.438	1-2 G3-1		0-1 L8			0-0 G6-3			1-3 1B	4	0	1	0	0	0	0																			
55 Ramon Hernandez, R (1,2) OBP: 0.347, SLG: 0.391	0-1 G3-1		4-0 6 G6-4-3 BB			1-0 1B			2-2 G4-3	3	0	1	0	1	0	2																			
17 Aubrey Huff, L (1,3) OBP: 0.296, SLG: 0.399	2-3 K		2-1 G6-4-3			0-1 L4				3	0	0	0	0	1	2																			
6 Melvin Mora, R (1,5) OBP: 0.333, SLG: 0.443	2-1 G4-3		1-0 P6			0-1 G6-3				3	0	0	0	0	0	0																			
31 Jay Gibbons, L (1,10) OBP: 0.280, SLG: 0.387	0-2 G3-1		0-1 G4-3			0-1 G5-3			0-0 G3-1	3	0	0	0	0	0	0																			
Jay Payton, R (1,7) OBP: 0.291, SLG: 0.354						0-1 G4-3			0-2 G4-3	3	0	0	0	0	0	0																			
Corey Patterson, L (1,8) OBP: 0.304, SLG: 0.333										3	0	0	0	0	0	0																			
Inning Stats	R: 1 E: 0 K: 0 S: 8	H: 1 LOB: 0 BB: 1 P: 16	R: 0 E: 0 K: 1 S: 7	H: 0 LOB: 0 BB: 0 P: 11	R: 0 E: 0 K: 0 S: 9	H: 0 LOB: 0 BB: 0 P: 10	R: 0 E: 0 K: 0 S: 7	H: 1 LOB: 0 BB: 1 P: 9	R: 0 E: 0 K: 0 S: 10	H: 1 LOB: 1 BB: 0 P: 13	R: 0 E: 0 K: 0 S: 6	H: 0 LOB: 0 BB: 0 P: 6	R: 0 E: 0 K: 0 S: 15	H: 1 LOB: 2 BB: 1 P: 26	1B: 5 2B: 0 3B: 0 HR: 0	SF: 0 SAC: 0 DP: 3 HBP: 0	WP: 0 PB: 0 CS: 0	PA: 32																	
PITCHER	IP 8.2	WLS W	BF 30	H 4	R 1	ER 1	SO 1	BB 3	IBB 0	HBP 0	BLK 0	WP 0	HR 0	S 66	P 99	ERA 1.04	WHIP 0.808	PITCHER	IP 0.1	WLS S	BF 2	H 1	R 0	ER 0	SO 0	BB 0	IBB 0	HBP 0	BLK 0	WP 0	HR 0	S 7	P 11	ERA 0.00	WHIP 3.000

Baltimore Orioles @ Toronto Blue Jays
Rogers Centre, Toronto, ON
Tue May 15 2007, 7:07 PM EDT
Att: 30,958 - Roof Closed - 68 F

AB 29
R 1
H 5
RBI 0
BB 3
SO 1
LOB 7

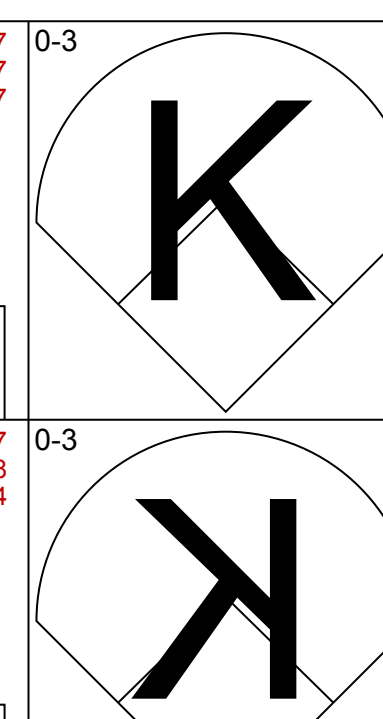
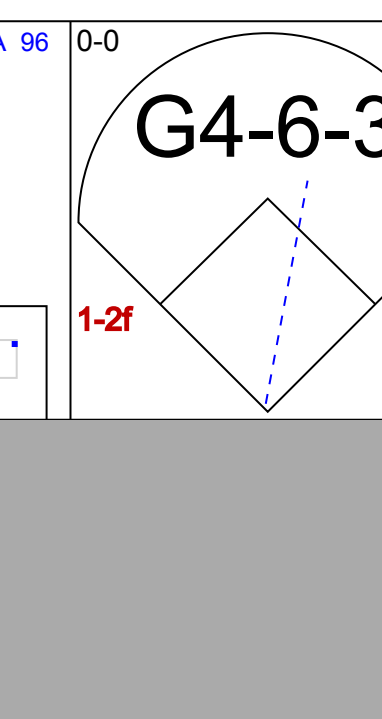
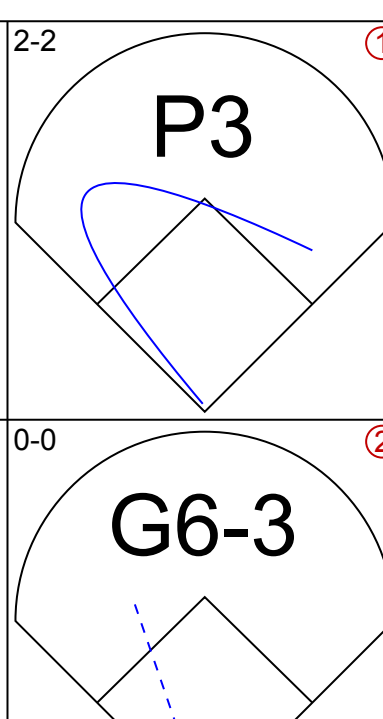
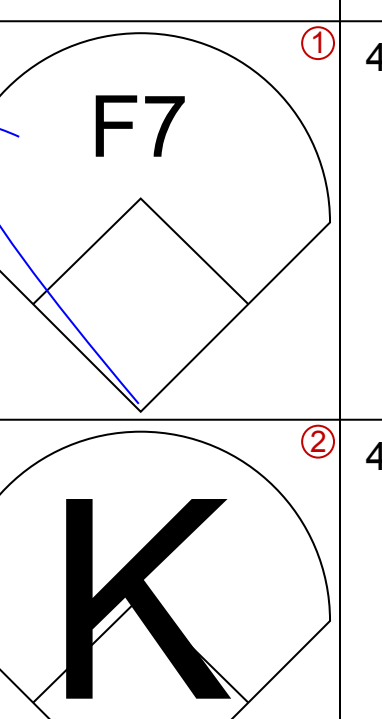
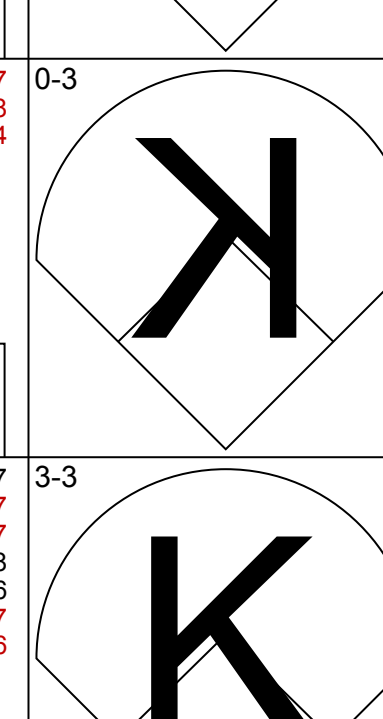

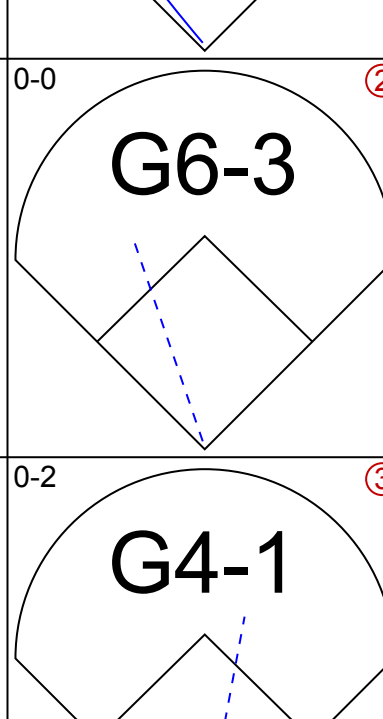
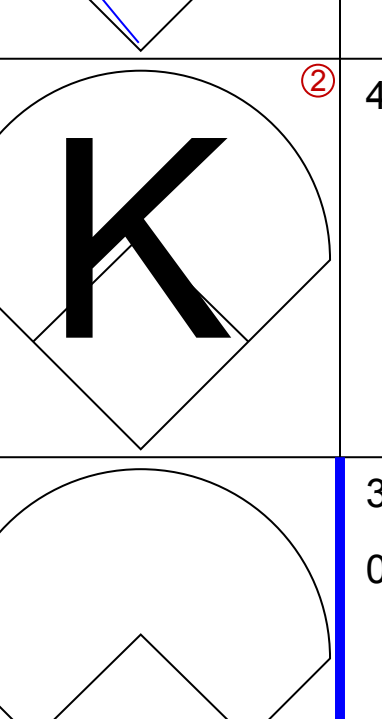

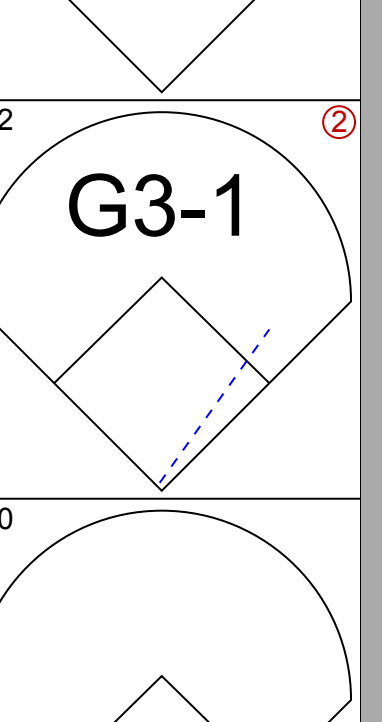
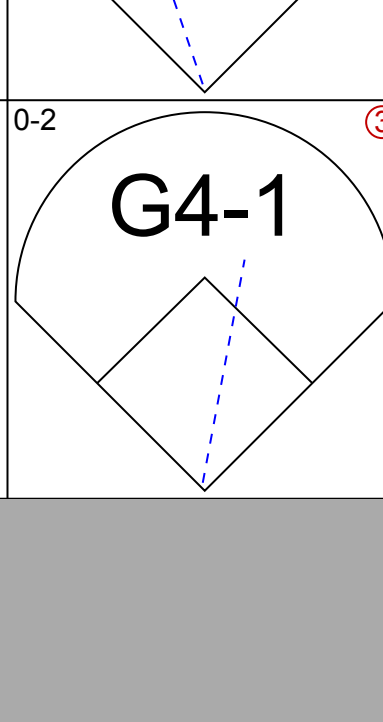
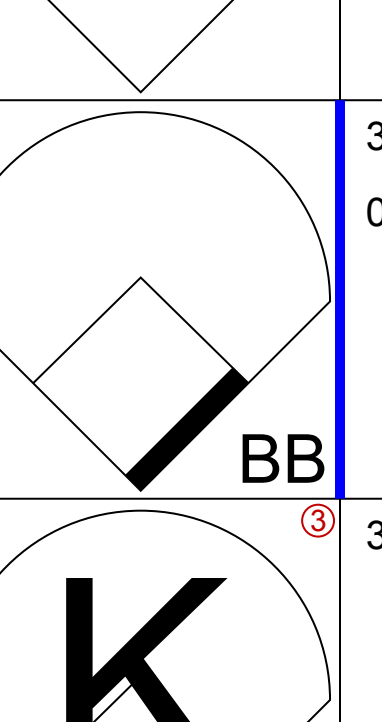

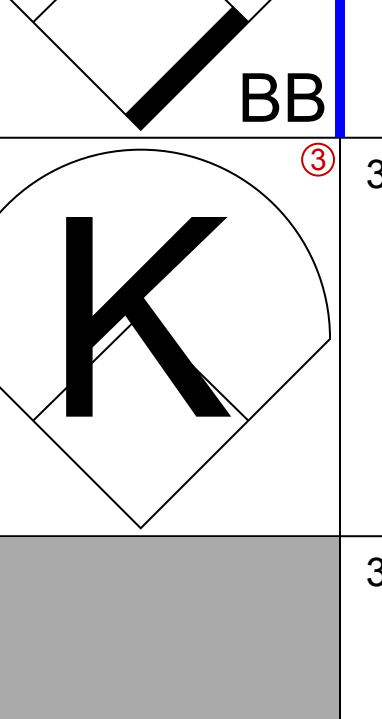
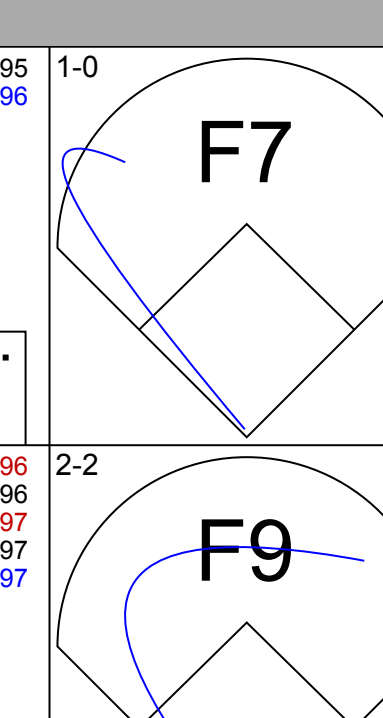

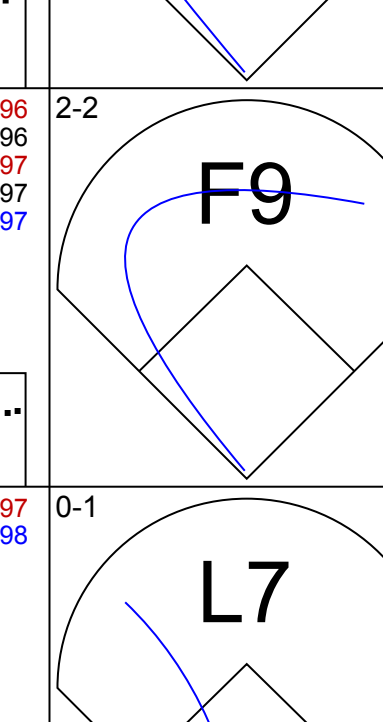
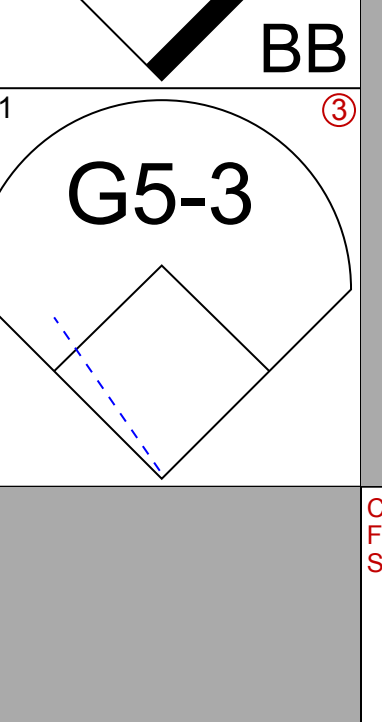

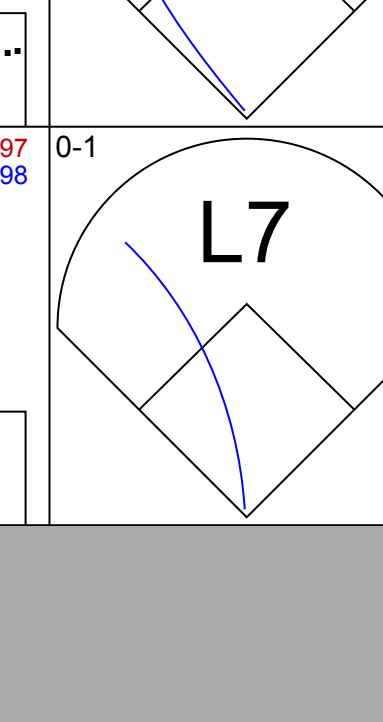

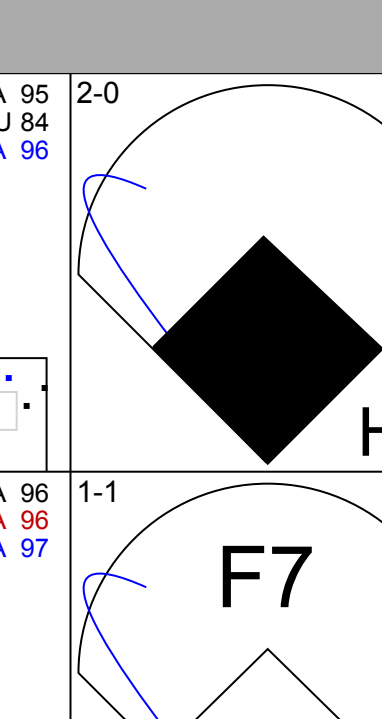
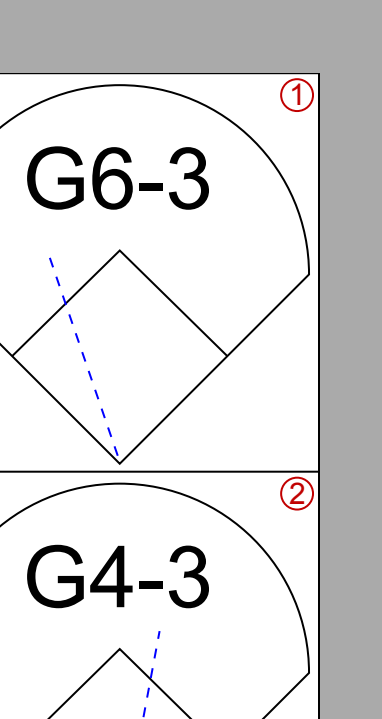
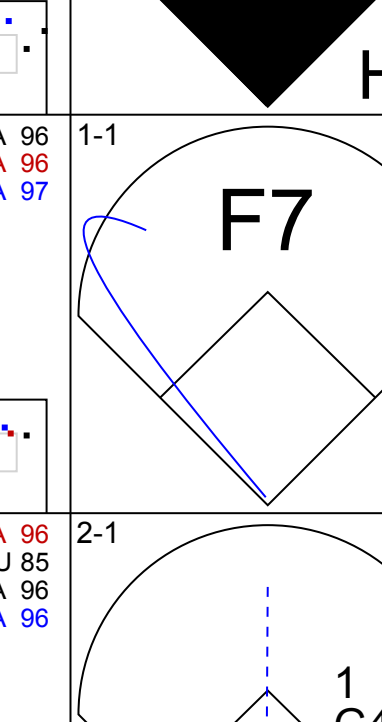
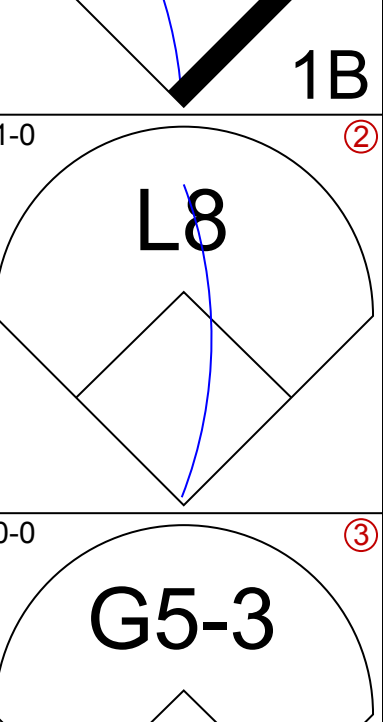
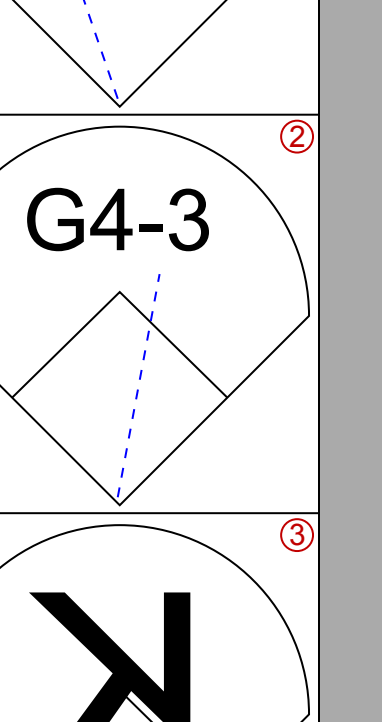
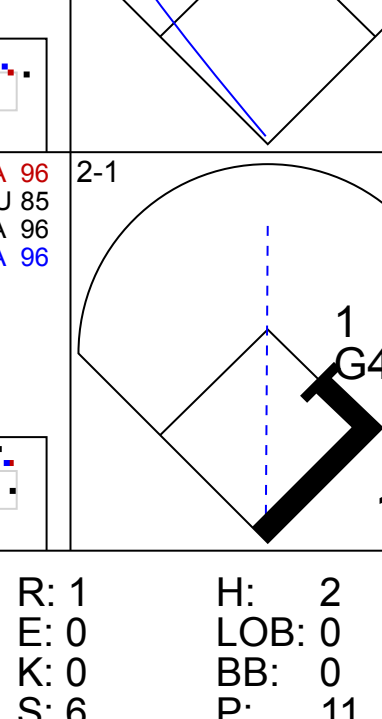
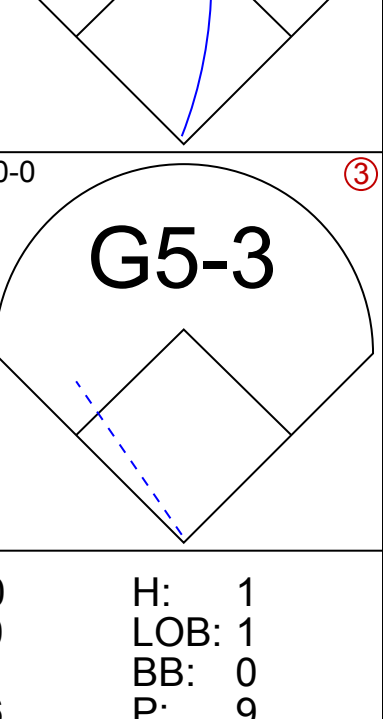
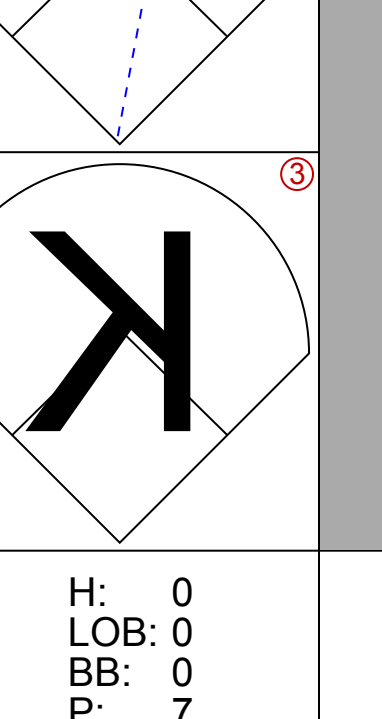


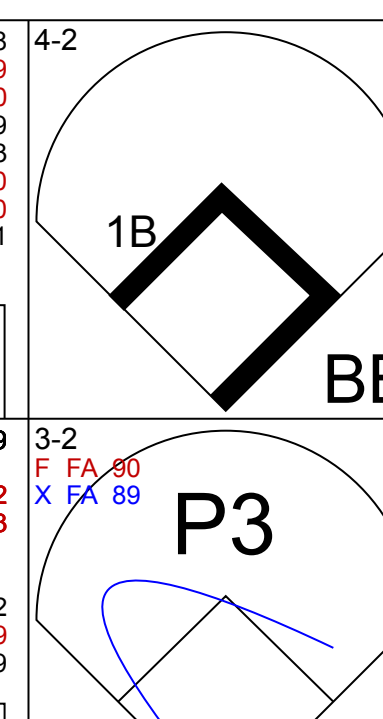
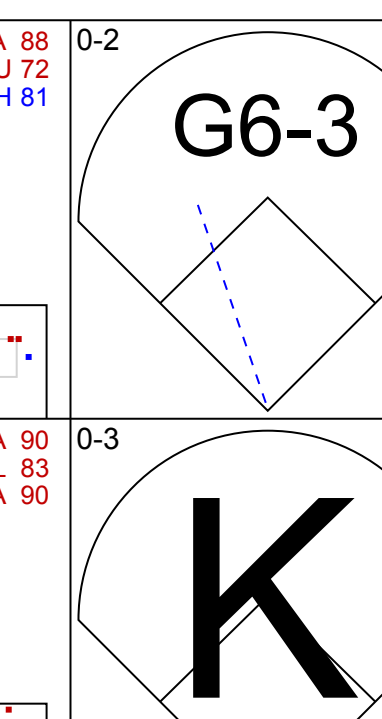

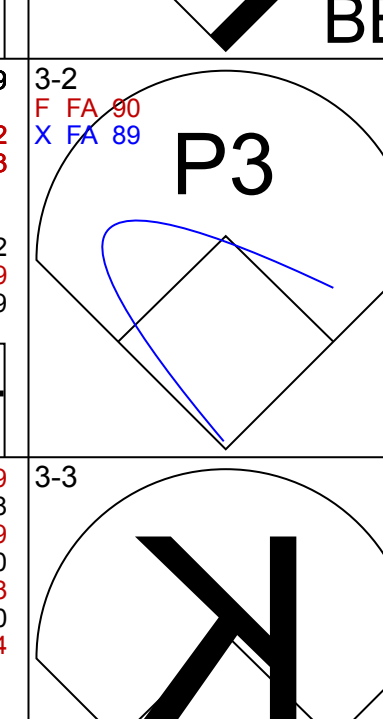
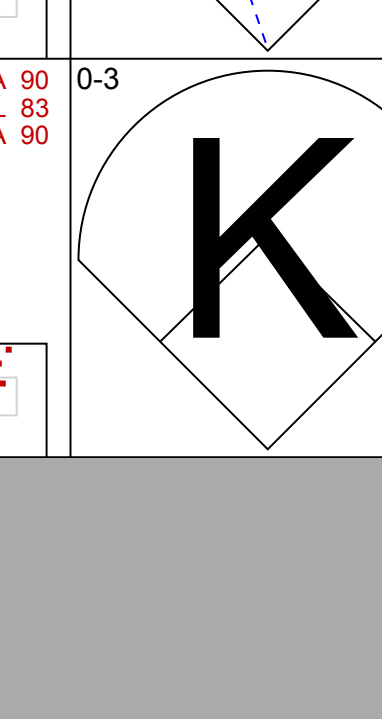
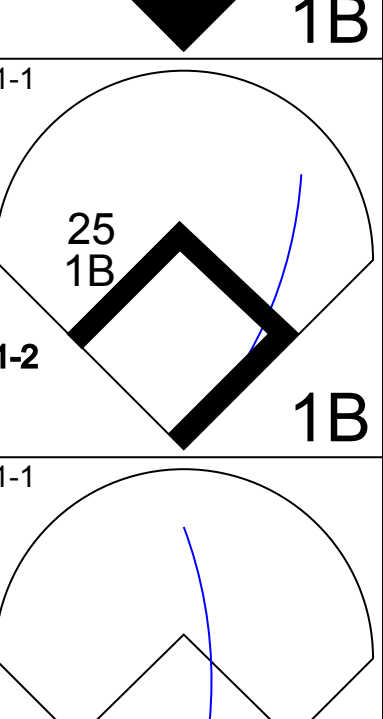

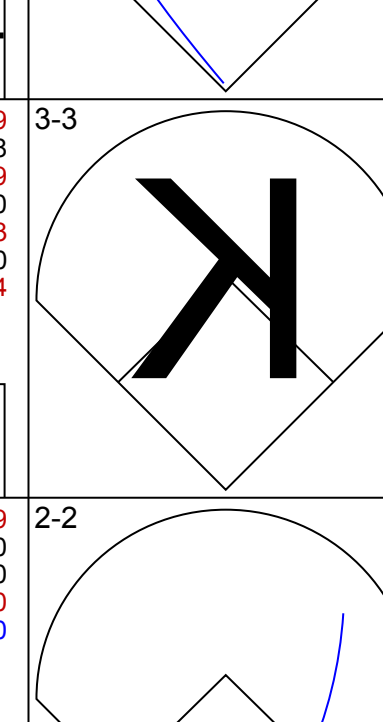
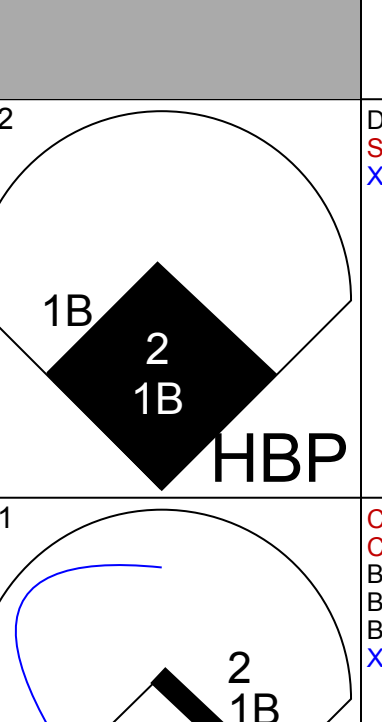
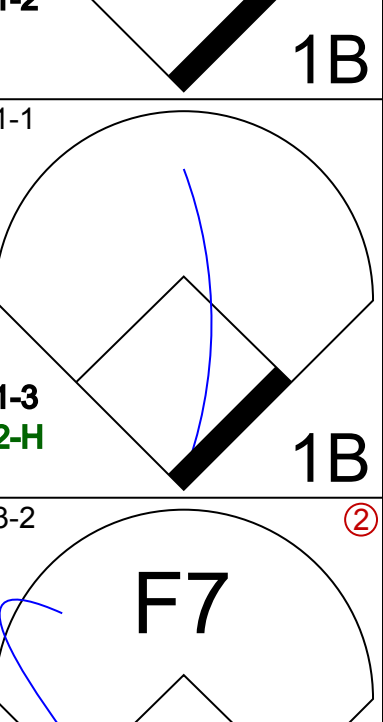

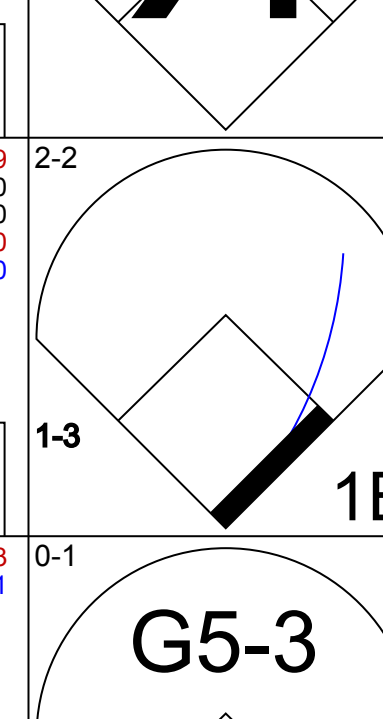
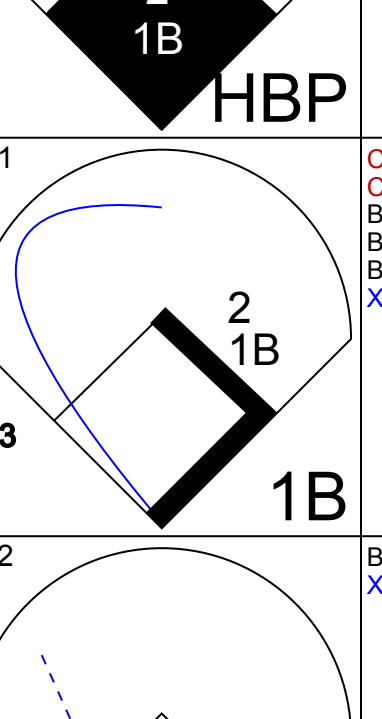
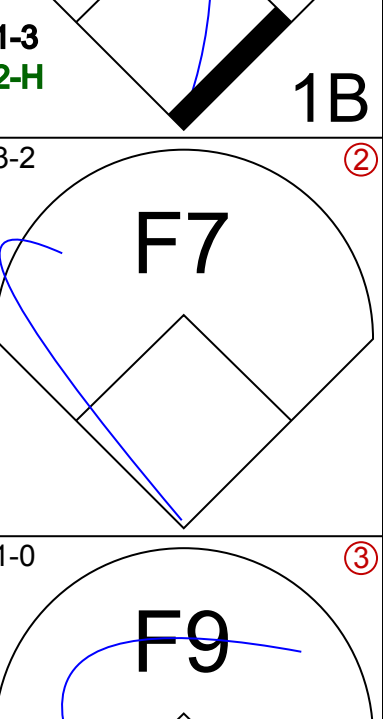

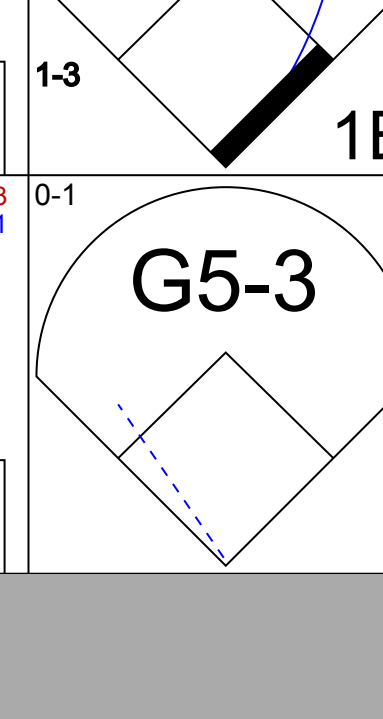
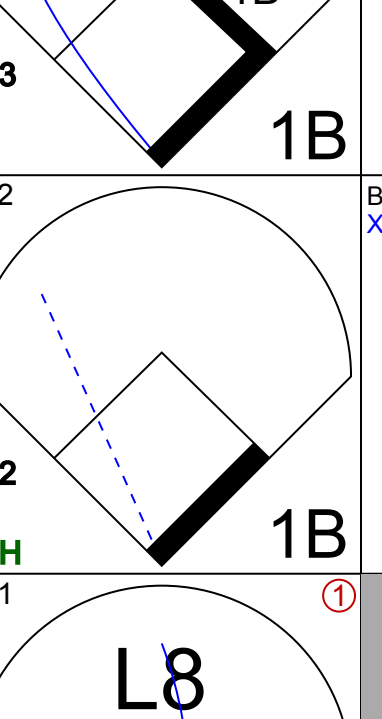
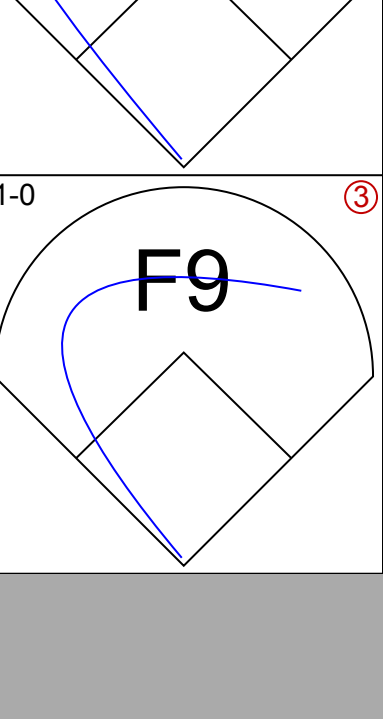
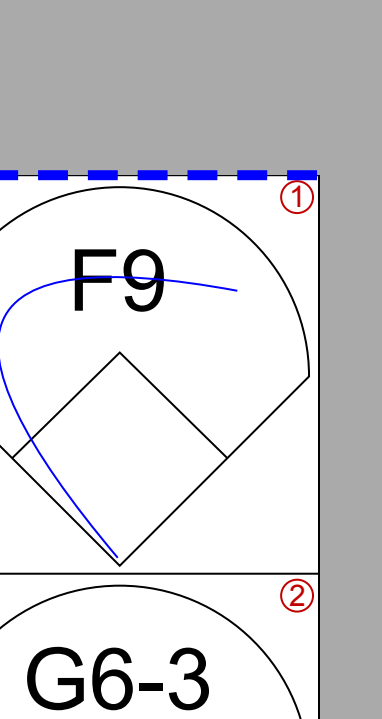
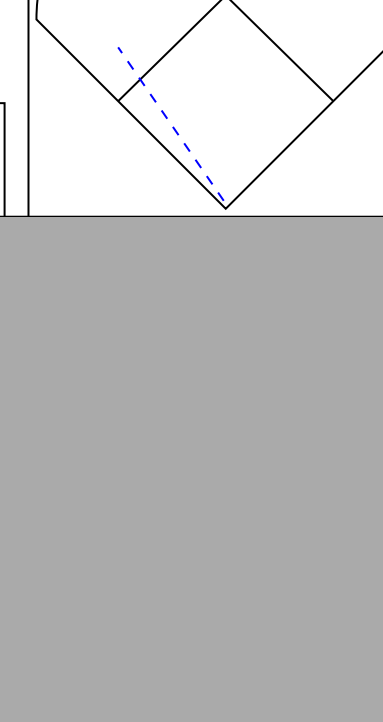
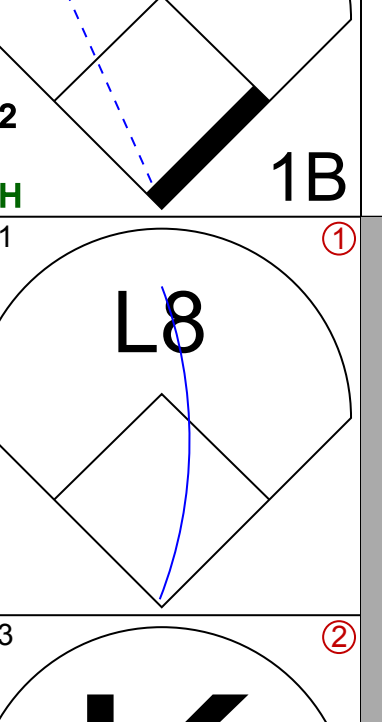
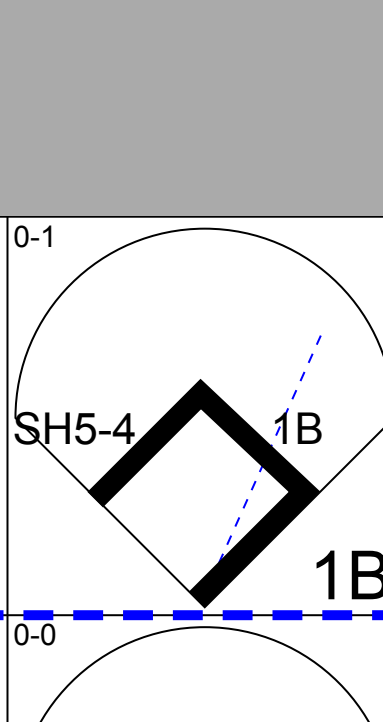
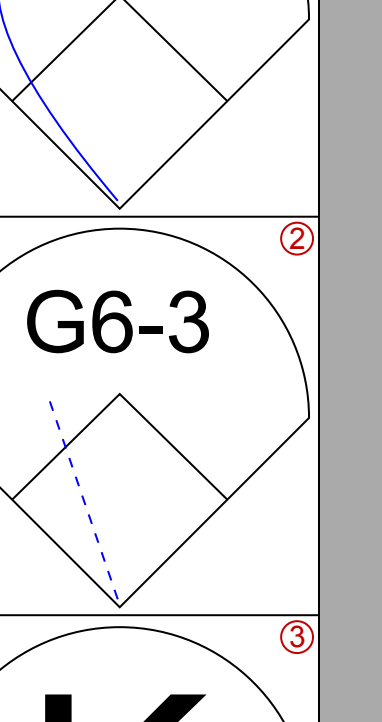

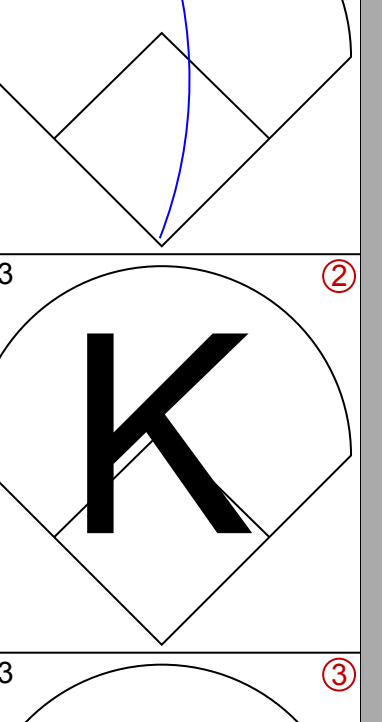
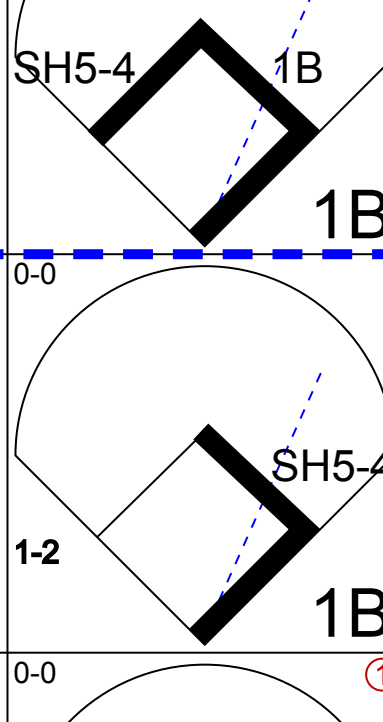
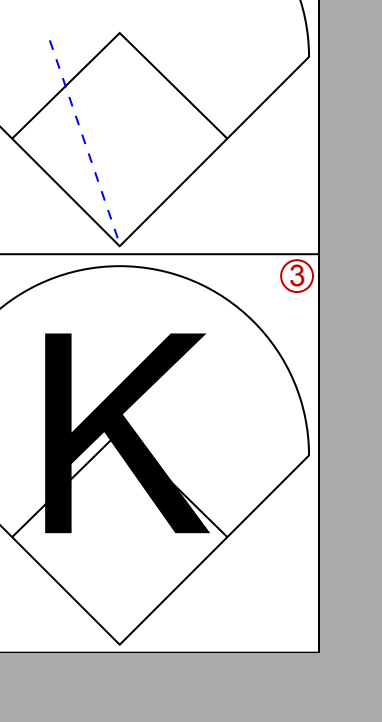

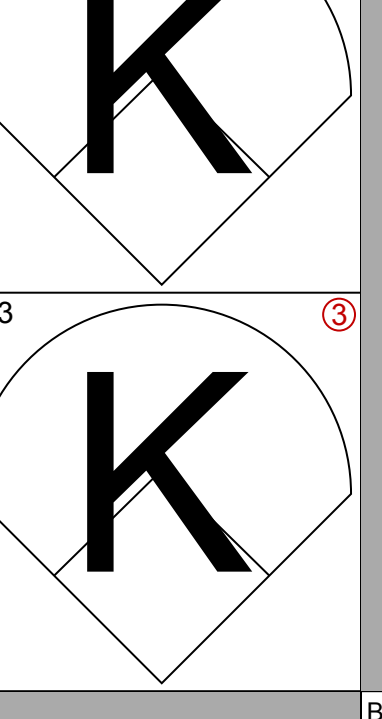
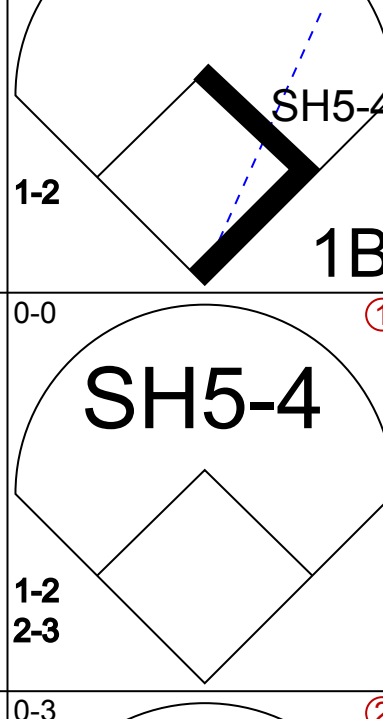
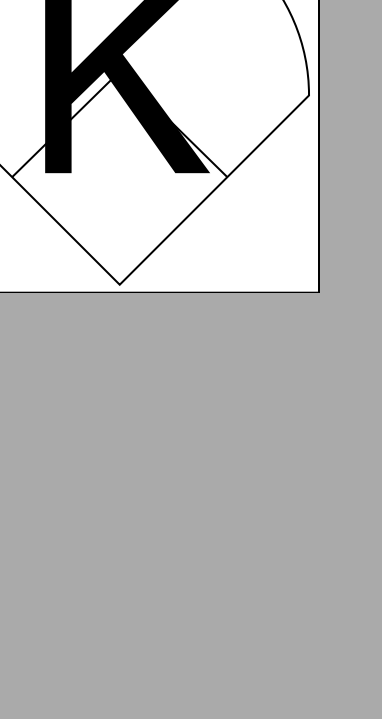

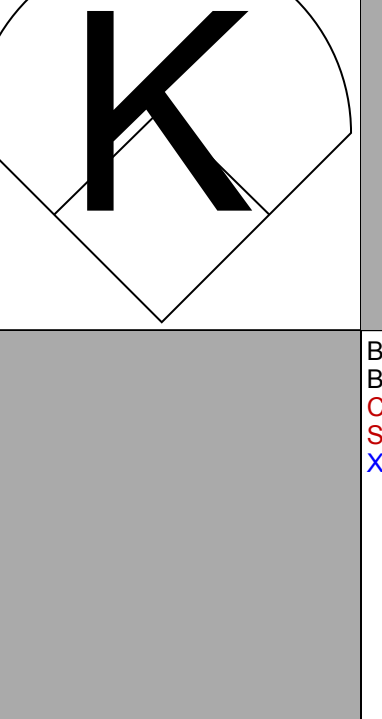
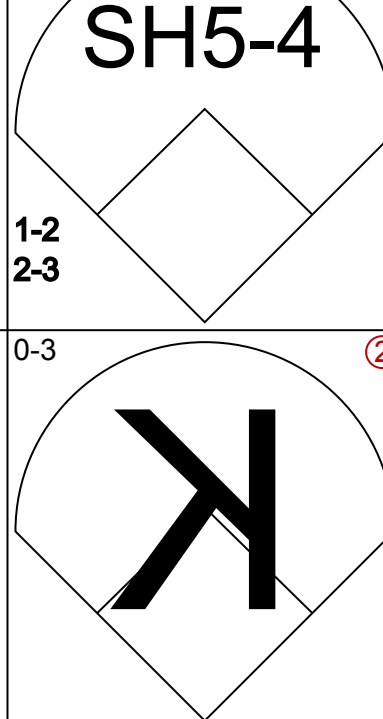



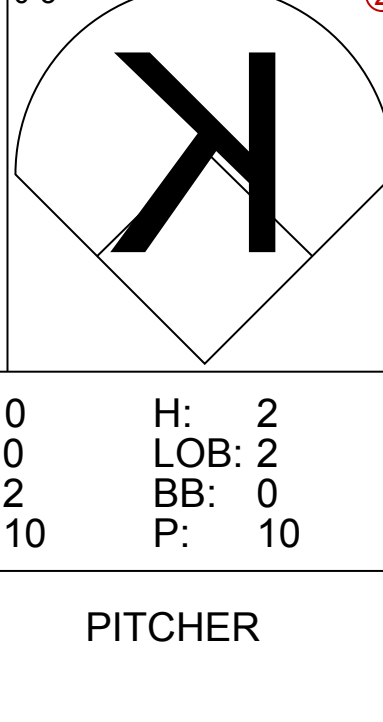
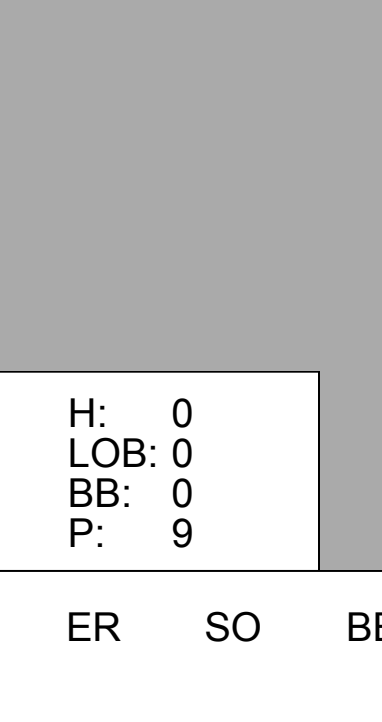
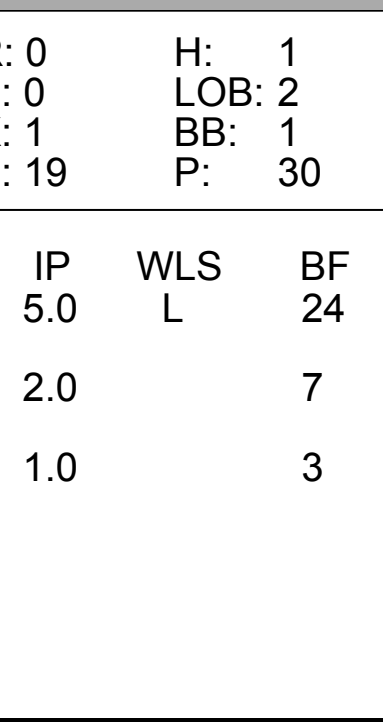
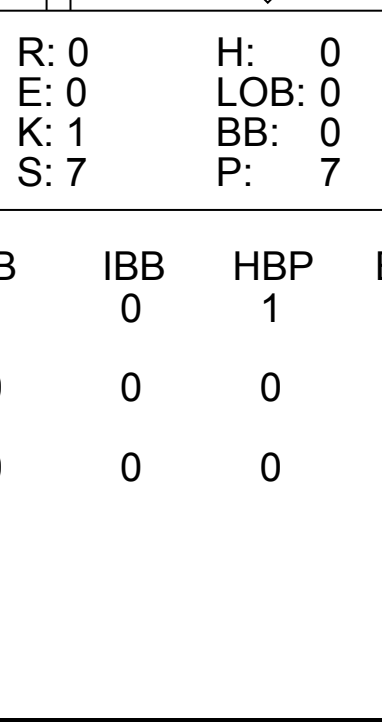
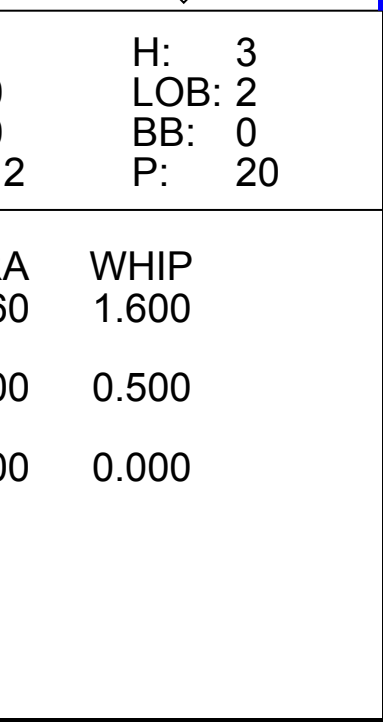
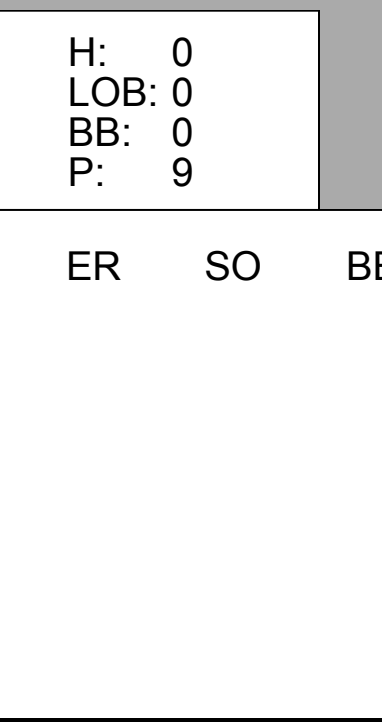
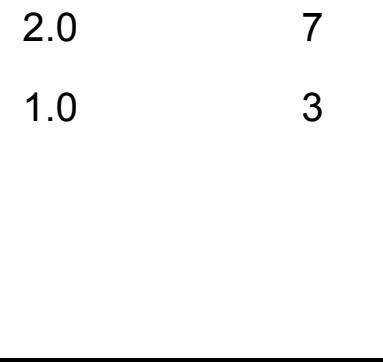



Batter	1	2	3	4	5	6	7	8	9	AB	R	H	RBI	BB	SO	LOB	BOTTOM																		
15 Alex Rios, R (1,9) OBP: 0.321, SLG: 0.516	1-0 HR		0-3 K			4-2 26 1B 25 G2-3 BB			3-1 L7	3	2	1	1	1	1	3																			
26 Adam Lind, L (1,7) OBP: 0.291, SLG: 0.383	0-2 G4-3		0-3 K			1-2 G2-3			0-0 G4-3	4	0	0	0	0	1	4																			
10 Vernon Wells, R (1,8) OBP: 0.346, SLG: 0.471	1-3 K		0-0 G5-3			1-0 P5			3-3 K	4	0	0	0	0	2	1																			
25 Troy Glaus, R (1,5) OBP: 0.437, SLG: 0.653	2-1 G6-3		3-3 K			2-0 1B			1-0 P4	4	0	1	1	0	1	0																			
Frank Thomas, R (1,10) OBP: 0.347, SLG: 0.379	2-3 K		0-0 G5-3			0-1 G5-3			2-1 P5	4	0	0	0	0	1	1																			
17 Lyle Overbay, L (1,3) OBP: 0.327, SLG: 0.431	2-0 F8		4-2 2 BB BB			4-2 SH5-4 2 1B BB				1	0	0	0	2	0	0																			
2 Aaron Hill, R (1,4) OBP: 0.336, SLG: 0.486	1-1 G4-3		4-2 2 BB BB			0-0 SH5-4 1B			1-2 1B	2	0	1	0	1	0	0																			
Jason Phillips, R (1,2) OBP: 0.294, SLG: 0.328	2-1 G6-3		1-0 P3			0-0 SH5-4			1-2 2-3	2	0	0	0	0	2																				
6 John McDonald, R (1,6) OBP: 0.284, SLG: 0.364	2-2 G5-3		1-0 G6-3			4-0 IBB				2	0	0	0	0	2																				
Matt Stairs, L (7, PH) Royce Clayton, R (7, PR) (8,6)										0	0	0	0	1	0	0																			
Inning Stats	R: 1 E: 0 K: 1 S: 9	H: 1 LOB: 0 BB: 0 P: 13	R: 0 E: 0 K: 1 S: 6	H: 0 LOB: 0 BB: 0 P: 11	R: 0 E: 0 K: 1 S: 8	H: 0 LOB: 0 BB: 0 P: 12	R: 0 E: 0 K: 2 S: 7	H: 0 LOB: 0 BB: 0 P: 10	R: 0 E: 0 K: 0 S: 7	H: 1 LOB: 2 BB: 2 P: 17	R: 0 E: 0 K: 0 S: 7	H: 1 LOB: 3 BB: 2 P: 18	R: 0 E: 0 K: 1 S: 6	H: 0 LOB: 0 BB: 0 P: 12	1B: 2 2B: 0 3B: 0 HR: 1	SF: 0 SAC: 1 DP: 0 HBP: 0	WP: 0 PB: 0 CS: 0	PA: 32																	
PITCHER	IP 8.0	WLS L	BF 32	H 3	R 2	ER 2	SO 6	BB 4	IBB 1	HBP 0	BLK 0	WP 0	HR 1	S 59	P 110	ERA 2.25	WHIP 0.875	PITCHER	IP 0.0	WLS L	BF 3	H 2	R 2	ER 2	SO 6	BB 4	IBB 1	HBP 0	BLK 0	WP 0	HR 1	S 59	P 110	ERA 2.25	WHIP 0.875

Baltimore Orioles @ Toronto Blue Jays
Rogers Centre, Toronto, ON
Tue May 15 2007, 7:07 PM EDT
Att: 30,958 - Roof Closed - 68 F

AB 26
R 2
H 3
RBI 2
BB 5
SO 6
LOB 13



Batter	1	2	3	4	5	6	7	8	9	AB	R	H	RBI	BB	SO	LOB	TOP					
1 Brian Roberts, S (1,4) OBP: 0.374, SLG: 0.386										4	0	0	0	0	1	1	<p>Baltimore Orioles @ Toronto Blue Jays Rogers Centre, Toronto, ON Wed May 16 2007, 7:07 PM EDT Att. 24,339 - Roof Closed - 68 F</p> <p>livebaseballscorecards.com</p>					
21 Nick Markakis, L (1,9) OBP: 0.324, SLG: 0.421										4	0	0	0	0	3	0						
10 Miguel Tejada, R (1,6) OBP: 0.365, SLG: 0.383										3	0	0	0	1	1	0						
3 Freddie Bynum, L (9, PR) OBP: 0.188, SLG: 0.438										0	0	0	0	0	0	0						
17 Aubrey Huff, L (1,10) OBP: 0.295, SLG: 0.391										3	0	0	0	1	1	1						
6 Melvin Mora, R (1,5) OBP: 0.327, SLG: 0.434										3	0	0	0	0	1	1						
31 Jay Gibbons, L (1,7) OBP: 0.273, SLG: 0.377										3	0	0	0	0	2	0						
Kevin Millar, R (1,3) OBP: 0.375, SLG: 0.434										3	1	2	1	0	0	0						
Corey Patterson, L (1,8) OBP: 0.298, SLG: 0.326										3	0	0	0	0	0	1						
Paul Bako, L (1,2) OBP: 0.328, SLG: 0.327										3	0	1	0	0	1	1						
Inning Stats	R: 0 E: 0 K: 3 S: 10	H: 0 LOB: 0 BB: 0 P: 13	R: 0 E: 0 K: 0 S: 6	H: 0 LOB: 0 BB: 0 P: 9	R: 1 E: 0 K: 0 S: 6	H: 2 LOB: 0 BB: 0 P: 11	R: 0 E: 0 K: 1 S: 8	H: 0 LOB: 1 BB: 1 P: 16	R: 0 E: 0 K: 1 S: 6	H: 1 LOB: 1 BB: 0 P: 9	R: 0 E: 0 K: 0 S: 7	H: 0 LOB: 0 BB: 0 P: 9	R: 0 E: 0 K: 2 S: 8	H: 0 LOB: 0 BB: 0 P: 11	R: 0 E: 0 K: 1 S: 5	H: 0 LOB: 0 BB: 0 P: 7	R: 0 E: 0 K: 2 S: 10	H: 0 LOB: 1 BB: 1 P: 18	1B: 2 2B: 0 3B: 0 HR: 1	SF: 0 SAC: 0 DP: 1 HBP: 0	WP: 0 PB: 0 SB: 0 CS: 0	PA: 31
PITCHER 34 A.J. Burnett, R (1,1) ERA: 3.99	IP: 9.0 WLS: W BF: 31 H: 3 R: 1 ER: 1 SO: 10 BB: 2 IBB: 0 HBP: 0 BLK: 0 WP: 0 HR: 1 S: 66 P: 103 ERA: 1.00 WHIP: 0.556	PITCHER														IP: 9.0 WLS: W BF: 31 H: 3 R: 1 ER: 1 SO: 10 BB: 2 IBB: 0 HBP: 0 BLK: 0 WP: 0 HR: 1 S: 66 P: 103 ERA: 1.00 WHIP: 0.556						

Batter	1	2	3	4	5	6	7	8	9	AB	R	H	RBI	BB	SO	LOB	BOTTOM					
15 Alex Rios, R (1,9) OBP: 0.326, SLG: 0.513										3	1	1	0	1	1	2	<p>Baltimore Orioles @ Toronto Blue Jays Rogers Centre, Toronto, ON Wed May 16 2007, 7:07 PM EDT Att. 24,339 - Roof Closed - 68 F</p> <p>livebaseballscorecards.com</p>					
10 Vernon Wells, R (1,8) OBP: 0.344, SLG: 0.465										4	0	1	0	0	2	1						
25 Troy Glaus, R (1,5) OBP: 0.440, SLG: 0.640										3	1	1	1	0	1	1						
Frank Thomas, R (1,10) OBP: 0.351, SLG: 0.382										4	0	2	0	0	1	2						
2 Aaron Hill, R (1,4) OBP: 0.335, SLG: 0.480										4	0	1	1	0	0	4						
17 Lyle Overbay, L (1,3) OBP: 0.325, SLG: 0.426										4	0	1	0	0	1	2						
Ryan Roberts, R (1,7)										2	0	0	0	0	2	2						
Matt Stairs, L (6, PH) OBP: 0.361, SLG: 0.370										1	0	1	0	0	0	0						
Royce Clayton, R (6, PR) OBP: 0.298, SLG: 0.345										1	0	0	0	0	1	0						
Jason Phillips, R (1,2) OBP: 0.286, SLG: 0.318										2	0	0	0	0	1	2						
6 John McDonald, R (1,6) OBP: 0.275, SLG: 0.353										2	0	0	0	0	0	0						
26 Adam Lind, L (6, PH) OBP: 0.288, SLG: 0.380										1	0	0	0	0	1	2						
Inning Stats	R: 0 E: 0 K: 1 S: 19	H: 1 LOB: 2 BB: 1 P: 30	R: 0 E: 0 K: 2 S: 9	H: 0 LOB: 0 BB: 0 P: 10	R: 0 E: 0 K: 1 S: 7	H: 0 LOB: 0 BB: 0 P: 7	R: 1 E: 0 K: 0 S: 17	H: 2 LOB: 2 BB: 0 P: 27	R: 1 E: 0 K: 0 S: 12	H: 3 LOB: 2 BB: 0 P: 20	R: 0 E: 0 K: 2 S: 10	H: 2 LOB: 2 BB: 0 P: 10	R: 0 E: 0 K: 2 S: 9	H: 0 LOB: 0 BB: 0 P: 12	R: 0 E: 0 K: 1 S: 7	H: 0 LOB: 0 BB: 0 P: 9	R: 0 E: 0 K: 1 S: 7	H: 0 LOB: 0 BB: 0 P: 9	1B: 8 2B: 0 3B: 0 HR: 0	SF: 0 SAC: 1 DP: 0 HBP: 1	WP: 0 PB: 0 SB: 0 CS: 0	PA: 34
PITCHER 56 Brian Burres, L (1,1) ERA: 3.67	IP: 5.0 WLS: L BF: 24 H: 7 R: 2 ER: 2 SO: 6 BB: 1 IBB: 0 HBP: 0 BLK: 0 WP: 0 HR: 0 S: 66 P: 96 ERA: 3.60 WHIP: 1.600	PITCHER														IP: 5.0 WLS: L BF: 24 H: 7 R: 2 ER: 2 SO: 6 BB: 1 IBB: 0 HBP: 0 BLK: 0 WP: 0 HR: 0 S: 66 P: 96 ERA: 3.60 WHIP: 1.600						
Chad Bradford, R (6,1) ERA: 2.1	IP: 2.0 WLS: 7 BF: 1 H: 0 R: 0 ER: 0 SO: 4 BB: 0 IBB: 0 HBP: 0 BLK: 0 WP: 0 HR: 0 S: 17 P: 20 ERA: 0.00 WHIP: 0.500	PITCHER														IP: 2.0 WLS: 7 BF: 1 H: 0 R: 0 ER: 0 SO: 4 BB: 0 IBB: 0 HBP: 0 BLK: 0 WP: 0 HR: 0 S: 17 P: 20 ERA: 0.00 WHIP: 0.500						
28 Danys Baez, R (8,1) ERA: 4.66	IP: 1.0 WLS: 3 BF: 0 H: 0 R: 0 ER: 0 SO: 1 BB: 0 IBB: 0 HBP: 0 BLK: 0 WP: 0 HR: 0 S: 7 P: 9 ERA: 0.00 WHIP: 0.000	PITCHER														IP: 1.0 WLS: 3 BF: 0 H: 0 R: 0 ER: 0 SO: 1 BB: 0 IBB: 0 HBP: 0 BLK: 0 WP: 0 HR: 0 S: 7 P: 9 ERA: 0.00 WHIP: 0.000						

Batter	1	2	3	4	5	6	7	8	9	AB	R	H	RBI	BB	SO	LOB	TOP					
15 Alex Rios, R OBP: 0.316, SLG: 0.497										5	0	0	0	0	1	3						
17 Lyle Overbay, L OBP: 0.325, SLG: 0.441										4	0	2	0	0	0	0						
10 Vernon Wells, R OBP: 0.341, SLG: 0.459										4	0	1	0	0	1	2						
37 Scott Downs, L										0	0	0	0	0	0	0						
44 Casey Janssen, R										0	0	0	0	0	0	0						
25 Troy Glaus, R OBP: 0.432, SLG: 0.620										4	1	1	0	0	2	3						
2 Aaron Hill, R OBP: 0.333, SLG: 0.494										4	1	1	2	0	1	1						
26 Adam Lind, L OBP: 0.287, SLG: 0.384										4	0	1	0	0	1	0						
Royce Clayton, R OBP: 0.259, SLG: 0.356																						
Frank Thomas, R OBP: 0.355, SLG: 0.382										3	0	1	0	0	0	0						
6 John McDonald, R OBP: 0.275, SLG: 0.353										0	0	0	0	0	0	0						
Sal Fasano, R OBP: 0.192, SLG: 0.292										3	0	0	0	0	2	1						
Jason Phillips, R OBP: 0.262, SLG: 0.313										1	0	0	0	0	1	2						
29 Dustin McGowan, R (1, 1)										2	0	0	0	0	1	1						
56 Brian Tallet, L (5, 1)										0	0	0	0	0	0	0						
Matt Stairs, L OBP: 0.391, SLG: 0.436										1	1	1	1	1	0	0						
Inning Stats	R: 0 E: 0 K: 1 S: 10	H: 1 LOB: 1 BB: 0 P: 16	R: 0 E: 0 K: 1 S: 8	H: 0 LOB: 0 BB: 0 P: 12	R: 0 E: 0 K: 1 S: 11	H: 0 LOB: 0 BB: 0 P: 16	R: 0 E: 0 K: 2 S: 9	H: 1 LOB: 1 BB: 0 P: 14	R: 0 E: 0 K: 1 S: 8	H: 1 LOB: 1 BB: 0 P: 13	R: 0 E: 0 K: 0 S: 8	H: 0 LOB: 0 BB: 0 P: 12	R: 2 E: 0 K: 1 S: 16	H: 2 LOB: 0 BB: 0 P: 26	R: 1 E: 0 K: 1 S: 11	H: 2 LOB: 1 BB: 0 P: 18	R: 0 E: 0 K: 2 S: 14	H: 1 LOB: 3 BB: 2 P: 24	1B: 2 2B: 4 3B: 0 HR: 2	SF: 0 SAC: 0 DP: 0 HBP: 0	WP: 0 PB: 0 SB: 0 CS: 0	PA: 37
PITCHER	IP	WLS	BF	H	R	ER	SO	BB	IBB	HBP	BLK	WP	HR	S	P	ERA	WHIP					
21 Jon Lieber, R ERA: 3.0	7.0	W	27	6	3	3	7	0	0	0	0	0	2	72	113	3.86	0.857					
Antonio Alfonseca, R ERA: 5.03	1.0	H	4	1	0	0	1	0	0	0	0	0	0	9	14	0.00	1.000					
39 Brett Myers, R ERA: 4.76	1.0	S	6	1	0	0	2	2	0	0	0	0	0	14	24	0.00	3.000					

Toronto Blue Jays @ Philadelphia Phillies
Citizens Bank Park, Philadelphia, PA
Fri May 18 2007, 7:05 PM EDT
Att: 34,723 - Partly Cloudy - 60 F

livebaseballscorecards.com


AB 35
R 3
H 8
RBI 3
BB 2
SO 10
LOB 13


Batter	1	2	3	4	5	6	7	8	9	AB	R	H	RBI	BB	SO	LOB	BOTTOM					
Aaron Rowand, R OBP: 0.413, SLG: 0.519										4	1	1	1	0	0	0						
8 Shane Victorino, S OBP: 0.382, SLG: 0.374										3	0	1	1	1	0	0						
11 Jimmy Rollins, S OBP: 0.332, SLG: 0.519										2	0	0	1	1	0	1						
26 Chase Utley, L OBP: 0.389, SLG: 0.543										3	0	0	0	1	0	2						
Pat Burrell, R OBP: 0.415, SLG: 0.439										2	1	0	0	2	2	2						
9 Michael Bourn, L OBP: 0.391, SLG: 0.368										0	0	0	0	0	0	0						
19 Greg Dobbs, L OBP: 0.323, SLG: 0.474										4	1	1	0	0	2	1						
39 Brett Myers, R										0	0	0	0	0	0	0						
Wes Helms, R OBP: 0.313, SLG: 0.331										2	1	0	0	1	0	0						
51 Carlos Ruiz, R OBP: 0.327, SLG: 0.447										3	0	0	0	0	2	3						
21 Jon Lieber, L OBP: 0.143, SLG: 0.077										2	1	0	1	1	1	0						
Abraham Nunez, S OBP: 0.349, SLG: 0.405										0	0	0	0	0	0	0						
Inning Stats	R: 0 E: 0 K: 0 S: 5	H: 0 LOB: 0 BB: 0 P: 11	R: 0 E: 0 K: 2 S: 9	H: 0 LOB: 0 BB: 0 P: 12	R: 0 E: 0 K: 2 S: 11	H: 0 LOB: 0 BB: 0 P: 19	R: 0 E: 0 K: 0 S: 5	H: 0 LOB: 1 BB: 1 P: 11	R: 5 E: 0 K: 2 S: 21	H: 3 LOB: 2 BB: 4 P: 44	R: 0 E: 0 K: 0 S: 7	H: 0 LOB: 0 BB: 0 P: 9	R: 0 E: 0 K: 1 S: 6	H: 0 LOB: 0 BB: 0 P: 10	R: 0 E: 0 K: 1 S: 10	H: 0 LOB: 1 BB: 2 P: 20	1B: 3 2B: 0 3B: 0 HR: 0	SF: 1 SAC: 0 DP: 1 HBP: 0	WP: 1 PB: 0 SB: 1 CS: 0	PA: 33		
PITCHER	IP	WLS	BF	H	R	ER	SO	BB	IBB	HBP	BLK	WP	HR	S	P	ERA	WHIP					
29 Dustin McGowan, R (1, 1) ERA: 8.22	4.2	L	21	3	5	5	5	4	0	0	0	0	0	18	30	0.00	0.429					
56 Brian Tallet, L (5, 1) ERA: 3.6	2.1		8	0	0	0	1	1	0	0	0	0	0	5	11	0.00	1.500					
37 Scott Downs, L (8, 1) ERA: 1.84	0.2		2	0	0	0	0	1	0	0	0	0	0	5	9	0.00	3.000					
44 Casey Janssen, R (8, 1) ERA: 0.92	0.1		2	0	0	0	1	1	0	0	0	0	0	5	9	0.00	3.000					

Toronto Blue Jays @ Philadelphia Phillies
Citizens Bank Park, Philadelphia, PA
Fri May 18 2007, 7:05 PM EDT
Att: 34,723 - Partly Cloudy - 60 F

livebaseballscorecards.com

AB 25
R 5
H 3
RBI 4
BB 7
SO 7
LOB 9

Batter	1	2	3	4	5	6	7	8	9	AB R H RBI BB SO LOB	TOP																								
											<p style="text-align: center;">Toronto Blue Jays @ Baltimore Orioles Doubleday Field, Cooperstown, NY Mon May 21 2007, 2:00 PM EDT Att. 9,791 - Snow - 56 F</p> <p style="text-align: right;">livebaseballscorecards.com</p> <p>AB 0 R 0 H 0 RBI 0 BB 0 SO 0 LOB 0</p> 																								
Inning Stats										1B: 0 SF: 0 2B: 0 SAC: 0 3B: 0 DP: 0 HR: 0 HBP: 0	WP: 0 PA: 0 FB: 0 SB: 0 CS: 0																								
PITCHER	IP	WLS	BF	H	R	ER	SO	BB	IBB	HBP	BLK	WP	HR	S	P	ERA	WHIP	PITCHER	IP	WLS	BF	H	R	ER	SO	BB	IBB	HBP	BLK	WP	HR	S	P	ERA	WHIP

Batter	1	2	3	4	5	6	7	8	9	AB R H RBI BB SO LOB	BOTTOM																								
											<p style="text-align: center;">Toronto Blue Jays @ Baltimore Orioles Doubleday Field, Cooperstown, NY Mon May 21 2007, 2:00 PM EDT Att. 9,791 - Snow - 56 F</p> <p style="text-align: right;">livebaseballscorecards.com</p> <p>AB 0 R 0 H 0 RBI 0 BB 0 SO 0 LOB 0</p> 																								
Inning Stats										1B: 0 SF: 0 2B: 0 SAC: 0 3B: 0 DP: 0 HR: 0 HBP: 0	WP: 0 PA: 0 FB: 0 SB: 0 CS: 0																								
PITCHER	IP	WLS	BF	H	R	ER	SO	BB	IBB	HBP	BLK	WP	HR	S	P	ERA	WHIP	PITCHER	IP	WLS	BF	H	R	ER	SO	BB	IBB	HBP	BLK	WP	HR	S	P	ERA	WHIP

Batter	1	2	3	4	5	6	7	8	9	AB	R	H	RBI	BB	SO	LOB	TOP					
15 Alex Rios, R OBP: 0.342, SLG: 0.517										5	1	3	1	0	0	2	Toronto Blue Jays @ Baltimore Orioles Oriole Park at Camden Yards, Baltimore, MD Tue May 22 2007, 7:05 PM EDT Att: 17,852 - Partly Cloudy - 79 F					
17 Lyle Overbay, L OBP: 0.330, SLG: 0.456										5	0	0	0	0	1	4						
10 Vernon Wells, R OBP: 0.337, SLG: 0.463										4	1	1	1	0	0	1						
25 Troy Glaus, R OBP: 0.431, SLG: 0.622										2	0	1	1	1	1	0						
Matt Stairs, L OBP: 0.400, SLG: 0.530										3	0	0	0	0	0	2						
26 Adam Lind, L OBP: 0.282, SLG: 0.377										1	0	0	0	0	0	1						
Frank Thomas, R OBP: 0.345, SLG: 0.369										4	0	0	0	0	0	2						
2 Aaron Hill, R OBP: 0.331, SLG: 0.470										2	1	0	0	2	0	0						
Royce Clayton, R OBP: 0.314, SLG: 0.354										4	1	1	0	0	1	1						
Jason Phillips, R OBP: 0.313, SLG: 0.355										3	2	2	1	1	0	0						
Inning Stats	R: 1 E: 0 K: 0 S: 8	H: 2 LOB: 1 BB: 0 P: 15	R: 0 E: 0 K: 0 S: 7	H: 0 LOB: 0 BB: 0 P: 13	R: 1 E: 0 K: 1 S: 8	H: 2 LOB: 0 BB: 0 P: 13	R: 0 E: 0 K: 1 S: 6	H: 0 LOB: 0 BB: 0 P: 11	R: 4 E: 1 K: 0 S: 20	H: 3 LOB: 2 BB: 2 P: 42	R: 0 E: 0 K: 1 S: 10	H: 1 LOB: 1 BB: 1 P: 18	R: 0 E: 0 K: 0 S: 9	H: 0 LOB: 1 BB: 1 P: 14	R: 0 E: 0 K: 0 S: 7	H: 0 LOB: 0 BB: 0 P: 8	R: 0 E: 0 K: 0 S: 5	H: 0 LOB: 0 BB: 0 P: 6	1B: 6 2B: 2 3B: 0 HR: 1	SF: 0 SAC: 0 DP: 2 HBP: 1	WP: 0 PB: 0 SB: 1 CS: 1	PA: 38
PITCHER	IP WLS BF H R ER SO BB IBB HBP BLK WP HR S P ERA WHIP	4.2 L 23 7 6 5 2 2 0 0 0 0 1 48 91 9.64 1.929	1.1 5 1 0 0 1 1 0 0 0 0 0 9 21 0.00 1.500	1.0 4 0 0 0 0 1 0 0 0 0 0 9 14 0.00 1.000	1.0 3 0 0 0 0 0 0 0 0 0 0 7 8 0.00 0.000	1.0 3 0 0 0 0 0 0 0 0 0 0 5 6 0.00 0.000											IP WLS BF H R ER SO BB IBB HBP BLK WP HR S P ERA WHIP					

Batter	1	2	3	4	5	6	7	8	9	AB	R	H	RBI	BB	SO	LOB	BOTTOM					
1 Brian Roberts, S OBP: 0.393, SLG: 0.420										4	1	1	2	0	2	0	Toronto Blue Jays @ Baltimore Orioles Oriole Park at Camden Yards, Baltimore, MD Tue May 22 2007, 7:05 PM EDT Att: 17,852 - Partly Cloudy - 79 F					
21 Nick Markakis, L OBP: 0.333, SLG: 0.438										4	1	3	0	0	0	0						
10 Miguel Tejada, R OBP: 0.371, SLG: 0.373										3	1	1	0	1	1	2						
55 Ramon Hernandez, R OBP: 0.360, SLG: 0.365										3	0	0	0	1	2	2						
17 Aubrey Huff, L OBP: 0.288, SLG: 0.380										4	0	1	1	0	1	0						
6 Melvin Mora, R OBP: 0.324, SLG: 0.422										4	0	0	0	0	1	2						
Kevin Millar, R OBP: 0.359, SLG: 0.409										4	0	0	0	0	1	1						
31 Jay Gibbons, L OBP: 0.279, SLG: 0.372										2	1	1	0	0	1	0						
Jay Payton, R OBP: 0.297, SLG: 0.375										3	0	0	0	0	1	2						
Inning Stats	R: 0 E: 0 K: 1 S: 12	H: 1 LOB: 1 BB: 0 P: 17	R: 0 E: 0 K: 3 S: 10	H: 0 LOB: 0 BB: 0 P: 17	R: 0 E: 0 K: 1 S: 9	H: 1 LOB: 0 BB: 0 P: 12	R: 2 E: 0 K: 0 S: 8	H: 2 LOB: 1 BB: 2 P: 18	R: 2 E: 0 K: 2 S: 15	H: 2 LOB: 1 BB: 0 P: 26	R: 0 E: 0 K: 0 S: 5	H: 0 LOB: 0 BB: 0 P: 8	R: 0 E: 0 K: 2 S: 10	H: 0 LOB: 0 BB: 0 P: 13	R: 0 E: 0 K: 1 S: 7	H: 1 LOB: 0 BB: 0 P: 13		R: 0 E: 0 K: 0 S: 9	H: 0 LOB: 0 BB: 0 P: 15	1B: 4 2B: 2 3B: 0 HR: 1	SF: 0 SAC: 0 DP: 3 HBP: 1	WP: 1 PB: 0 SB: 0 CS: 0
PITCHER	IP WLS BF H R ER SO BB IBB HBP BLK WP HR S P ERA WHIP	6.2 W 27 6 4 4 8 2 0 0 0 0 0 7 64 1.00 3.000	0.1 H 2 1 0 0 1 0 0 0 0 0 0 0 5 9 0.00 0.000	1.0 S 3 0 0 0 0 0 0 0 0 0 0 0 9 15 0.00 0.000											IP WLS BF H R ER SO BB IBB HBP BLK WP HR S P ERA WHIP							

AB 33
R 6
H 8
RBI 4
BB 4
SO 3
LOB 13



AB 31
R 4
H 7
RBI 3
BB 2
SO 10
LOB 9



Batter	1	2	3	4	5	6	7	8	9	10	AB	R	H	RBI	BB	SO	LOB	TOP						
26 Adam Lind, L OBP: 0.267, SLG: 0.355 15 Alex Rios, R OBP: 0.347, SLG: 0.533 (8, PH)	P5		F7		G4-6-3			17 2B 25 SF7 1B		HR	3	0	0	0	0	0	1	Toronto Blue Jays @ Baltimore Orioles Oriole Park at Camden Yards, Baltimore, MD Thu May 24 2007, 7:05 PM EDT Att: 15,182 - Clear - 83 F						
17 Lyle Overbay, L OBP: 0.340, SLG: 0.473	10 C4-6-3 BB		25 L9-5 2B		G1-3			13	2B	4	0	3	0	1	0	0								
10 Vernon Wells, R OBP: 0.332, SLG: 0.447	G4-6-3		HBP		G6-3			1-0	L5	4	0	0	0	0	1	4								
25 Troy Glaus, R OBP: 0.398, SLG: 0.571		P3	L9-5		F8			1-1	SF7	4	0	0	1	0	1	3								
Matt Stairs, L OBP: 0.398, SLG: 0.549 (8, 7)	HR		2-3		K			3-H 2-2	G4-3	4	1	1	1	0	2	1								
Frank Thomas, R OBP: 0.346, SLG: 0.381	F7		HR		4-1			0-0	HR	3	1	1	1	1	1	0								
2 Aaron Hill, R OBP: 0.344, SLG: 0.480	1B		2B		1-2			1-1	P3	4	1	2	0	0	0	0								
Jason Phillips, R OBP: 0.322, SLG: 0.354	2B		1B		0-1			1-0	G5-3	4	0	1	1	0	1	2								
6 John McDonald, R OBP: 0.278, SLG: 0.346	K		1B		0-1			3-1	P6	4	0	1	0	0	2	1								
Inning Stats	R: 0 E: 0 K: 0 S: 8	H: 0 LOB: 0 BB: 1 P: 12	R: 2 E: 0 K: 1 S: 12	H: 3 LOB: 1 BB: 0 P: 22	R: 0 E: 0 K: 0 S: 8	H: 1 LOB: 1 BB: 0 P: 14	R: 0 E: 0 K: 1 S: 11	H: 1 LOB: 1 BB: 1 P: 19	R: 0 E: 0 K: 0 S: 6	H: 1 LOB: 0 BB: 0 P: 6	R: 0 E: 0 K: 1 S: 9	H: 0 LOB: 0 BB: 0 P: 12	R: 1 E: 0 K: 0 S: 6	H: 1 LOB: 0 BB: 0 P: 11	R: 1 E: 0 K: 0 S: 9	H: 2 LOB: 1 BB: 0 P: 13	R: 0 E: 0 K: 2 S: 7	H: 0 LOB: 0 BB: 0 P: 13	R: 1 E: 0 K: 3 S: 15	H: 2 LOB: 1 BB: 0 P: 25	1B: 4 2B: 5 3B: 0 HR: 3	SF: 1 SAC: 0 DP: 4 HBP: 1	WP: 0 PB: 0 SB: 0 CS: 0	PA: 40
PITCHER	IP WLS BF H R ER SO BB IBB HBP BLK WP HR S P ERA WHIP	46 Jeremy Guthrie, R ERA: 3.09 John Parrish, L ERA: 4.5 Scott Williamson, R ERA: 1.29 32 Jamie Walker, L ERA: 3.38 37 Chris Ray, R ERA: 3.97	7.0 2 27 7 3 3 3 2 0 0 0 0 2 60 96 3.86 1.286	1.0 0 0 0 0 0 0 0 0 0 0 0 0 0 3 3 ∞ ∞	0.0 0 2 2 1 1 0 0 0 0 0 0 0 0 3 3 ∞ ∞	0.2 B 2 0 0 0 0 0 0 0 0 0 0 0 3 5 0.00 0.000	0.1 1 0 0 0 0 0 0 0 0 0 0 0 0 3 5 0.00 0.000	1.0 3 0 0 0 2 0 0 0 0 0 0 0 0 9 13 0.00 0.000	PITCHER	IP WLS BF H R ER SO BB IBB HBP BLK WP HR S P ERA WHIP	28 Danys Baez, R ERA: 6.23	10.1 1 0 L 5 2 1 1 3 0 0 0 0 0 1 15 25 9.00 2.000												

Toronto Blue Jays @ Baltimore Orioles
Oriole Park at Camden Yards, Baltimore, MD
Thu May 24 2007, 7:05 PM EDT
Att: 15,182 - Clear - 83 F

AB	36
R	5
H	11
RBI	5
BB	2
SO	8
LOB	12



Batter	1	2	3	4	5	6	7	8	9	10	AB	R	H	RBI	BB	SO	LOB	BOTTOM						
1 Brian Roberts, S OBP: 0.398, SLG: 0.426	6 G6-4-3 1B		6 G5-4-3 BB			F8		2-3		1-3	4	0	1	0	1	2	2	Toronto Blue Jays @ Baltimore Orioles Oriole Park at Camden Yards, Baltimore, MD Thu May 24 2007, 7:05 PM EDT Att: 15,182 - Clear - 83 F						
6 Melvin Mora, R OBP: 0.320, SLG: 0.414	G6-4-3		G5-4-3			G3-1		0-1		1-2	4	0	1	0	0	0	3							
21 Nick Markakis, L OBP: 0.335, SLG: 0.454	HR		P3			4-1		1-0		3	2	2	1	1	0	0								
10 Miguel Tejada, R OBP: 0.376, SLG: 0.391	G6-3		17 G1-6-3 1B			0-1		1-H 1-2		HR	4	1	2	3	0	0	0							
17 Aubrey Huff, L OBP: 0.298, SLG: 0.374	55 FC6-4 1B		G1-6-3			3-1		1-2		G4-3	4	0	1	0	0	0	1							
55 Ramon Hernandez, R OBP: 0.340, SLG: 0.341	FC6-4		F7			2-2		3-2		G5-3	4	0	0	0	0	0	1							
31 Jay Gibbons, L OBP: 0.279, SLG: 0.367	F7		P2			2-1		2-2		F7	4	0	0	0	0	0	1							
Kevin Millar, R OBP: 0.360, SLG: 0.410 3 Freddie Bynum, L OBP: 0.176, SLG: 0.412 (10, PR)	K		K			3-3		2-1		L9	4	0	1	0	0	2	1							
Corey Patterson, L OBP: 0.283, SLG: 0.310	B4-3		B4-3			2-1		0-2		G6-3	4	1	1	0	0	0	1							
Inning Stats	R: 1 E: 0 K: 0 S: 8	H: 2 LOB: 0 BB: 0 P: 8	R: 0 E: 0 K: 1 S: 12	H: 1 LOB: 1 BB: 0 P: 17	R: 0 E: 0 K: 0 S: 5	H: 0 LOB: 0 BB: 1 P: 10	R: 0 E: 0 K: 0 S: 5	H: 1 LOB: 0 BB: 0 P: 10	R: 0 E: 0 K: 1 S: 11	H: 0 LOB: 0 BB: 0 P: 18	R: 3 E: 0 K: 0 S: 12	H: 2 LOB: 0 BB: 1 P: 22	R: 0 E: 0 K: 0 S: 9	H: 0 LOB: 0 BB: 0 P: 16	R: 0 E: 0 K: 1 S: 10	H: 2 LOB: 2 BB: 0 P: 13	R: 0 E: 0 K: 0 S: 7	H: 0 LOB: 0 BB: 0 P: 10	R: 0 E: 0 K: 1 S: 9	H: 1 LOB: 2 BB: 0 P: 13	1B: 5 2B: 2 3B: 0 HR: 2	SF: 0 SAC: 0 DP: 3 HBP: 0	WP: 0 PB: 0 SB: 1 CS: 0	PA: 37
PITCHER	IP WLS BF H R ER SO BB IBB HBP BLK WP HR S P ERA WHIP	28 Shaun Marcum, R ERA: 4.33 44 Casey Janssen, R ERA: 0.74 49 Jeremy Accardo, R ERA:	7.0 W 7 2 0 0 1 0 0 0 0 0 0 0 17 23 0.00 1.000	1.0 S 4 1 0 0 1 0 0 0 0 0 0 0 9 13 0.00 1.000	PITCHER	IP WLS BF H R ER SO BB IBB HBP BLK WP HR S P ERA WHIP																		

Toronto Blue Jays @ Baltimore Orioles
Oriole Park at Camden Yards, Baltimore, MD
Thu May 24 2007, 7:05 PM EDT
Att: 15,182 - Clear - 83 F

AB	35
R	4
H	9
RBI	4
BB	2
SO	4
LOB	10

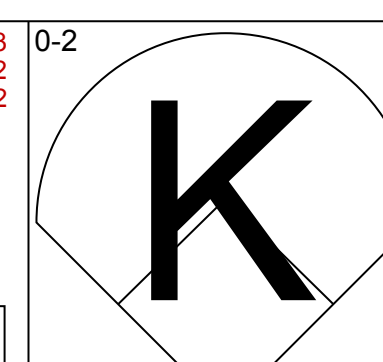
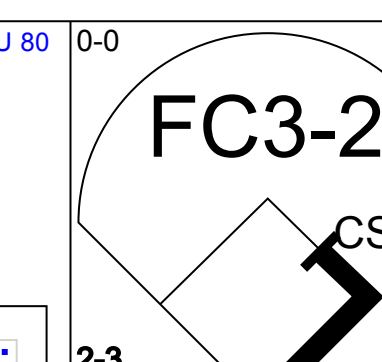
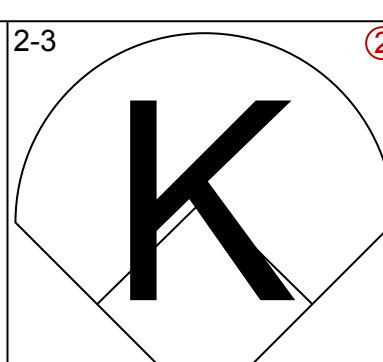
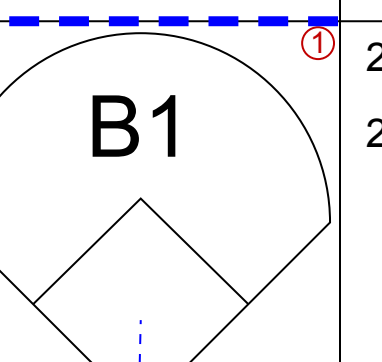
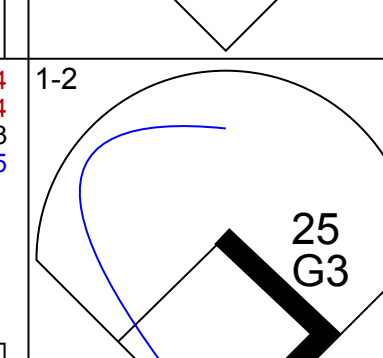
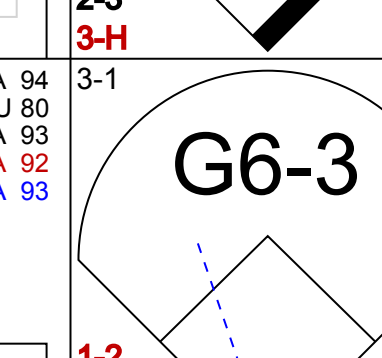
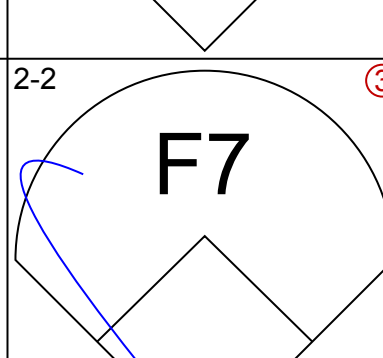
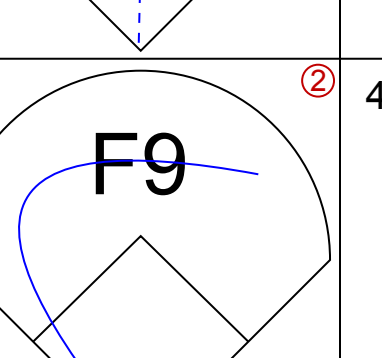
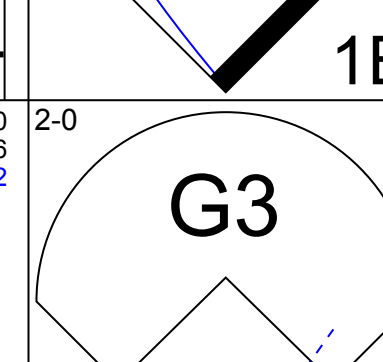
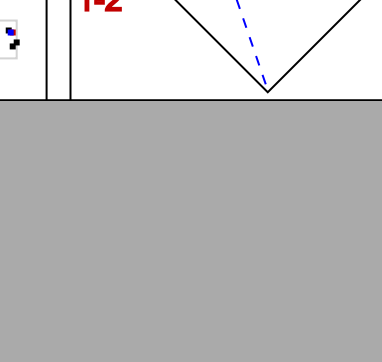
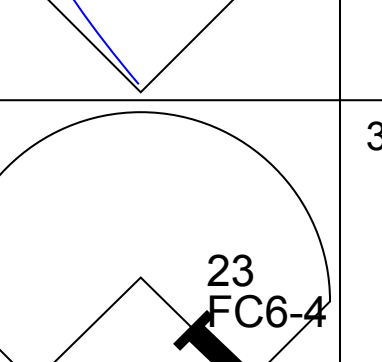
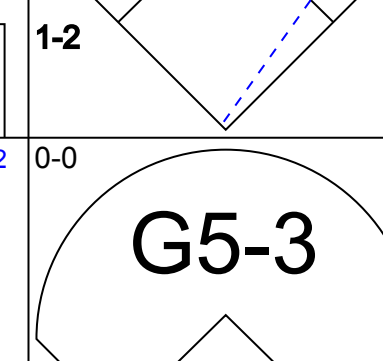

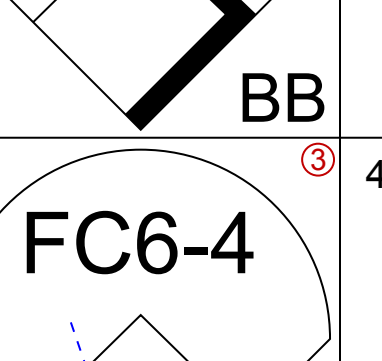
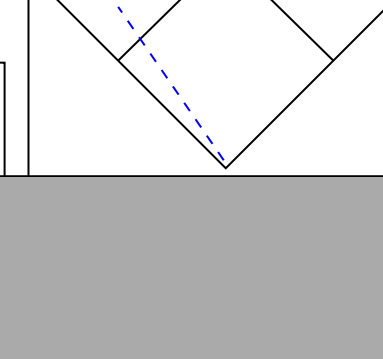

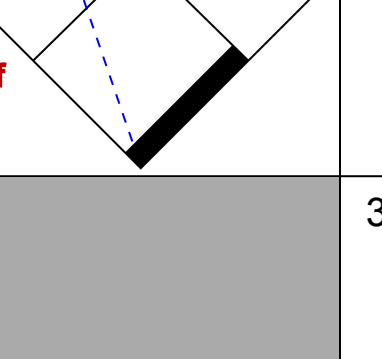







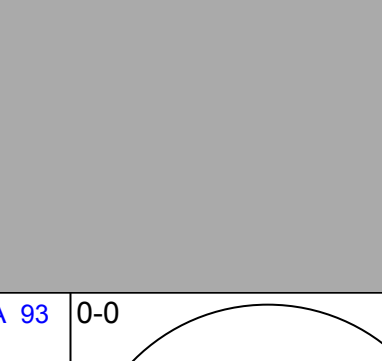

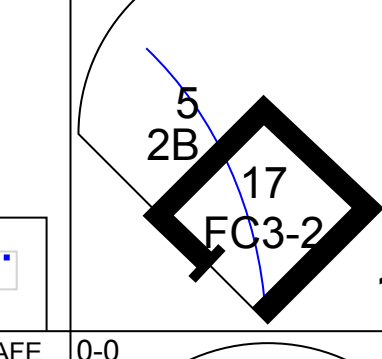

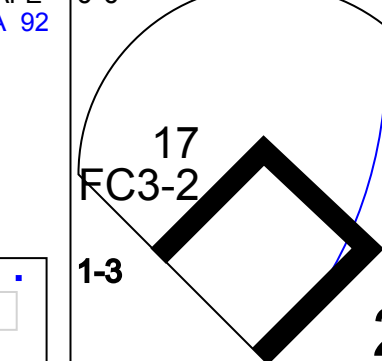



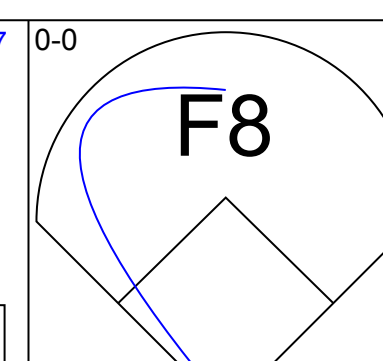
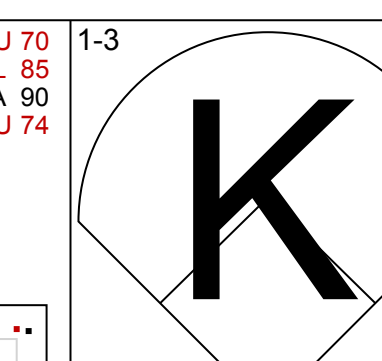
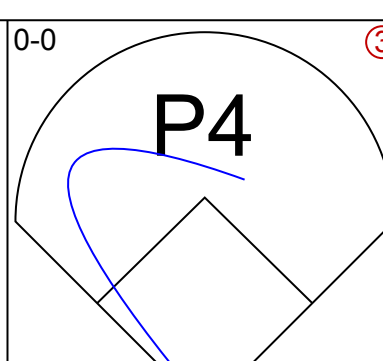
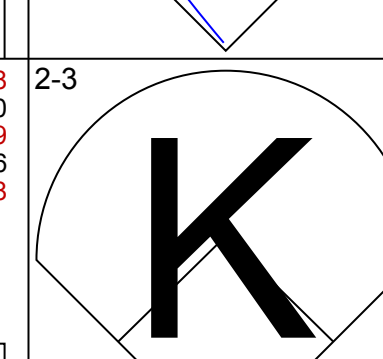
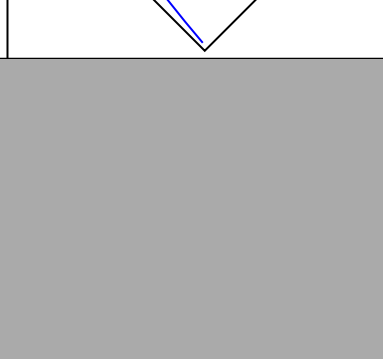
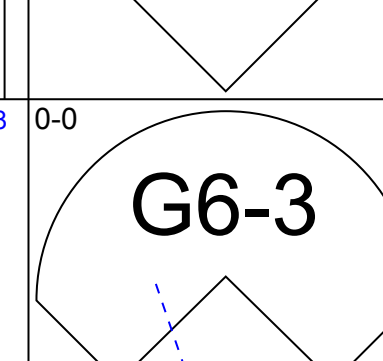









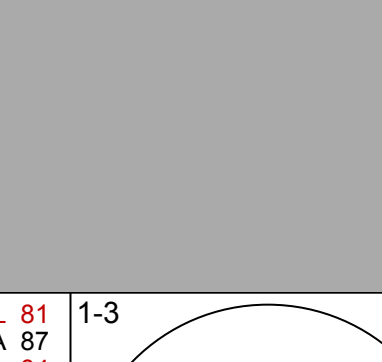
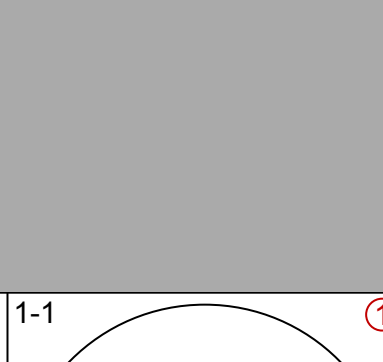
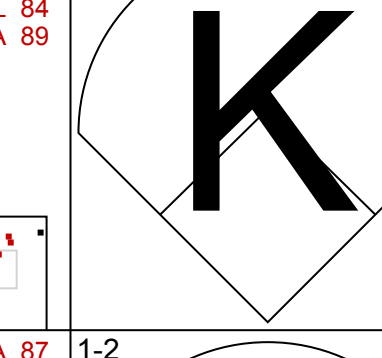
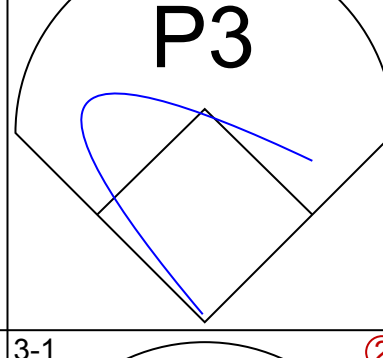
Batter	1	2	3	4	5	6	7	8	9	AB	R	H	RBI	BB	SO	LOB	TOP					
15 Alex Rios, R OBP: 0.358, SLG: 0.538 (1, 9)										4	1	3	0	1	0	0	Toronto Blue Jays @ Minnesota Twins Hubert H. Humphrey Metrodome, Minneapolis, MN Fri May 25 2007, 8:10 PM EDT Att: 26,781 - Dome - 69 F livebaseballscorecards.com					
17 Lyle Overbay, L OBP: 0.342, SLG: 0.467 (1, 3)										4	0	1	0	1	1	3						
10 Vernon Wells, R OBP: 0.330, SLG: 0.439 (1, 8)										3	1	0	0	1	0	4						
25 Troy Glaus, R OBP: 0.385, SLG: 0.549 (1, 5)										4	0	0	0	0	1	3						
Frank Thomas, R OBP: 0.349, SLG: 0.399 (1, 10)										3	1	1	1	1	1	1						
Matt Stairs, L OBP: 0.393, SLG: 0.541 (1, 7)										3	0	1	2	1	0	1						
2 Aaron Hill, R OBP: 0.337, SLG: 0.469 (1, 4)										4	0	0	0	0	1	3						
Jason Phillips, R OBP: 0.323, SLG: 0.353 (1, 2)										3	0	1	0	0	1	0						
26 Adam Lind, L OBP: 0.273, SLG: 0.361 (9, PH)										1	0	1	0	0	0	0						
Royce Clayton, R OBP: 0.292, SLG: 0.330 (1, 6)										4	0	0	0	0	1	2						
Inning Stats	R: 2 E: 0 K: 1 S: 19	H: 2 LOB: 2 BB: 2 P: 29	R: 0 E: 0 K: 0 S: 8	H: 1 LOB: 0 BB: 0 P: 11	R: 0 E: 0 K: 0 S: 10	H: 0 LOB: 0 BB: 0 P: 12	R: 0 E: 0 K: 1 S: 8	H: 0 LOB: 0 BB: 0 P: 11	R: 0 E: 0 K: 0 S: 8	H: 1 LOB: 2 BB: 1 P: 17	R: 1 E: 0 K: 0 S: 10	H: 1 LOB: 0 BB: 1 P: 15	R: 0 E: 0 K: 1 S: 9	H: 1 LOB: 1 BB: 0 P: 10	R: 0 E: 0 K: 1 S: 8	H: 0 LOB: 1 BB: 1 P: 18	R: 0 E: 0 K: 2 S: 15	H: 2 LOB: 2 BB: 0 P: 24	1B: 7 2B: 0 3B: 0 HR: 1	SF: 0 SAC: 0 DP: 1 HBP: 0	WP: 0 PB: 0 SB: 0 CS: 1	PA: 38
PITCHER	IP WLS BF H R ER SO BB IBB HBP BLK WP HR S P ERA WHIP																					
30 Scott Baker, R ERA: 3.29 (1, 1)	5.1 24 5 3 3 2 4 0 0 0 0 0 1 61 92 5.06 1.688																					
54 Matt Guerrier, R ERA: 1.92 (6, 1)	1.2 5 1 0 0 1 0 0 0 0 0 0 0 11 13 0.00 0.600																					
17 Pat Neshek, R ERA: 1.21 (8, 1)	1.0 4 0 0 0 1 1 0 0 0 0 0 0 8 18 0.00 1.000																					
36 Joe Nathan, R ERA: 2.11 (9, 1)	1.0 5 2 0 0 2 0 0 0 0 0 0 0 15 24 0.00 2.000																					

Batter	1	2	3	4	5	6	7	8	9	AB	R	H	RBI	BB	SO	LOB	BOTTOM			
Luis Castillo, S OBP: 0.381, SLG: 0.371 (1, 4)										3	3	2	0	1	0	0	Toronto Blue Jays @ Minnesota Twins Hubert H. Humphrey Metrodome, Minneapolis, MN Fri May 25 2007, 8:10 PM EDT Att: 26,781 - Dome - 69 F livebaseballscorecards.com			
Jeff Cirillo, R OBP: 0.275, SLG: 0.326 (1, 5)										3	0	0	0	0	0	2				
5 Michael Cuddyer, R OBP: 0.339, SLG: 0.451 (1, 9)										4	1	2	2	0	1	2				
33 Justin Morneau, L OBP: 0.356, SLG: 0.569 (1, 3)										4	0	1	1	0	1	2				
Tori Hunter, R OBP: 0.350, SLG: 0.599 (1, 8)										4	0	1	1	0	0	1				
55 Mike Redmond, R OBP: 0.358, SLG: 0.411 (1, 2)										4	0	2	0	0	1	2				
16 Jason Kubel, L OBP: 0.310, SLG: 0.354 (1, 10)										3	0	1	0	1	0	1				
20 Lew Ford, R OBP: 0.294, SLG: 0.290 (1, 7)										3	0	1	0	0	0	1				
8 Nick Punto, S OBP: 0.322, SLG: 0.283 (1, 6)										4	0	0	0	0	0	5				
Inning Stats	R: 1 E: 0 K: 0 S: 13	H: 2 LOB: 1 BB: 0 P: 21	R: 0 E: 0 K: 0 S: 10	H: 1 LOB: 0 BB: 0 P: 16	R: 0 E: 0 K: 0 S: 14	H: 1 LOB: 1 BB: 0 P: 21	R: 0 E: 0 K: 0 S: 13	H: 2 LOB: 2 BB: 1 P: 22	R: 2 E: 0 K: 1 S: 12	H: 2 LOB: 0 BB: 0 P: 18	R: 0 E: 0 K: 1 S: 11	H: 1 LOB: 0 BB: 0 P: 15	R: 1 E: 1 K: 1 S: 13	H: 1 LOB: 2 BB: 1 P: 24	R: 0 E: 0 K: 0 S: 11	H: 0 LOB: 0 BB: 0 P: 15		1B: 8 2B: 1 3B: 0 HR: 1	SF: 0 SAC: 1 DP: 1 HBP: 1	WP: 0 PB: 0 SB: 0 CS: 0
PITCHER	IP WLS BF H R ER SO BB IBB HBP BLK WP HR S P ERA WHIP																			
51 Jesse Litsch, R ERA: 4.24 (1, 1)	4.1 21 8 3 3 0 1 0 1 0 0 0 1 56 89 6.23 2.077																			
56 Brian Tallet, L ERA: 3.14 (5, 1)	1.2 6 1 0 0 2 0 0 0 0 0 0 0 17 24 0.00 0.600																			
37 Scott Downs, L ERA: 2.6 (7, 1)	0.2 L 5 1 1 0 1 1 0 0 0 0 0 0 8 17 0.00 3.000																			
54 Jason Frasor, R ERA: 5.09 (7, 1)	1.1 4 0 0 0 0 0 0 0 0 0 0 0 16 22 0.00 0.000																			

Batter	1	2	3	4	5	6	7	8	9	AB	R	H	RBI	BB	SO	LOB	TOP										
15 Alex Rios, R OBP: 0.358, SLG: 0.544	L7		F8		P4			F9		4	0	0	0	0	0	0	Toronto Blue Jays @ Minnesota Twins Hubert H. Humphrey Metrodome, Minneapolis, MN Sun May 27 2007, 2:10 PM EDT Att: 25,781 - Dome - 70 F livebaseballscores.com										
17 Lyle Overbay, L OBP: 0.343, SLG: 0.478	G4-3		G3		G3-1			10 WP 1B		4	0	1	0	0	0	0											
10 Vernon Wells, R OBP: 0.327, SLG: 0.429	F8		1B		G5-3			P2		4	0	1	0	0	0	1											
Matt Stairs, L Royce Clayton, R OBP: 0.394, SLG: 0.561 OBP: 0.294, SLG: 0.367		K	G1-3		G3			F7		4	0	0	0	0	1	2											
Frank Thomas, R OBP: 0.354, SLG: 0.396		2B 1B BB		FC1-6 2B				F9		3	1	1	0	1	0	0											
2 Aaron Hill, R OBP: 0.330, SLG: 0.459		1B		FC1-6				F7		4	0	1	0	0	0	1											
Jason Phillips, R OBP: 0.316, SLG: 0.344		1B		2-2				G6-3		4	0	1	0	0	0	1											
Ryan Roberts, R OBP: 0.250, SLG: 0.077		1-3 2-H 1B		F8				G5-3		4	0	1	1	0	0	1											
6 John McDonald, R OBP: 0.268, SLG: 0.333		K		F8				F7		3	0	0	0	0	2	3											
26 Adam Lind, L OBP: 0.276, SLG: 0.387	G4-3			K				F7		2	0	0	0	0	0	2											
					G6-3			HR		1	1	1	1	0	0	0											
Inning Stats	R: 0 E: 0 K: 0 S: 6	H: 0 LOB: 0 BB: 0 P: 9	R: 1 E: 0 K: 2 S: 14	H: 2 LOB: 2 BB: 1 P: 24	R: 0 E: 0 K: 1 S: 9	H: 1 LOB: 1 BB: 0 P: 12	R: 0 E: 0 K: 1 S: 10	H: 1 LOB: 1 BB: 0 P: 13	R: 0 E: 0 K: 0 S: 5	H: 0 LOB: 0 BB: 0 P: 8	R: 0 E: 0 K: 0 S: 7	H: 0 LOB: 0 BB: 0 P: 12	R: 0 E: 0 K: 0 S: 5	H: 0 LOB: 0 BB: 0 P: 8	R: 1 E: 0 K: 0 S: 14	H: 2 LOB: 1 BB: 0 P: 21	R: 0 E: 0 K: 0 S: 6	H: 0 LOB: 0 BB: 0 P: 10	1B: 4 2B: 1 3B: 0 HR: 1	SF: 0 SAC: 0 DP: 0 HBP: 0	WP: 1 PB: 0 SB: 0 CS: 0	PA: 34					
PITCHER	IP	WLS	BF	H	R	ER	SO	BB	IBB	HBP	BLK	WP	HR	S	P	ERA	WHIP										
Carlos Silva, R ERA: 4.22	7.1	W	29	6	2	2	3	1	0	0	0	0	1	64	97	2.46	0.955										
Juan Rincon, R ERA: 2.99	0.2	H	2	0	0	0	0	0	0	0	0	1	0	6	10	0.00	0.000										
36 Joe Nathan, R ERA: 1.93	1.0	S	3	0	0	0	0	0	0	0	0	0	0	6	10	0.00	0.000										

Batter	1	2	3	4	5	6	7	8	9	AB	R	H	RBI	BB	SO	LOB	BOTTOM										
Luis Castillo, S OBP: 0.367, SLG: 0.357	K		G6-3		G6-3		G5-3			4	0	0	0	0	1	1	Toronto Blue Jays @ Minnesota Twins Hubert H. Humphrey Metrodome, Minneapolis, MN Sun May 27 2007, 2:10 PM EDT Att: 25,781 - Dome - 70 F livebaseballscores.com										
Jeff Cirillo, R OBP: 0.300, SLG: 0.340	G3		33 1B 5 S BB		G4-3			G4-3		3	1	0	0	1	0	0											
5 Michael Cuddyer, R OBP: 0.358, SLG: 0.474	G1-3		33 1B BB					K		2	1	0	0	2	1	0											
33 Justin Morneau, L OBP: 0.367, SLG: 0.587		16 G1-3 HBP	E1 1B		33 HR BB			F7		3	1	2	3	0	0	0											
Tori Hunter, R OBP: 0.344, SLG: 0.580		K	K		K			K		3	0	0	0	0	3	3											
16 Jason Kubel, L OBP: 0.291, SLG: 0.331		G1-3			F7			G4-3		3	0	0	0	0	0	1											
20 Lew Ford, R OBP: 0.250, SLG: 0.243										0	0	0	0	0	0	0											
41 Chris Heintz, R OBP: 0.294, SLG: 0.200		K			F8			F9		3	0	0	0	0	1	1											
8 Nick Punto, S OBP: 0.322, SLG: 0.292					33 1B G6-3 1B			K		3	1	1	0	0	1	0											
Jason Bartlett, R OBP: 0.325, SLG: 0.291					F9			K		3	0	0	0	0	1	1											
Inning Stats	R: 0 E: 0 K: 1 S: 9	H: 0 LOB: 1 BB: 0 P: 13	R: 0 E: 0 K: 2 S: 7	H: 0 LOB: 1 BB: 0 P: 11	R: 2 E: 1 K: 1 S: 20	H: 2 LOB: 2 BB: 2 P: 35	R: 0 E: 0 K: 1 S: 6	H: 0 LOB: 0 BB: 0 P: 10	R: 0 E: 0 K: 1 S: 10	H: 0 LOB: 0 BB: 0 P: 16	R: 2 E: 0 K: 1 S: 12	H: 1 LOB: 1 BB: 1 P: 19	R: 0 E: 0 K: 0 S: 6	H: 0 LOB: 0 BB: 0 P: 8	R: 0 E: 0 K: 1 S: 10	H: 0 LOB: 0 BB: 0 P: 13	1B: 2 2B: 0 3B: 0 HR: 1	SF: 0 SAC: 0 DP: 0 HBP: 1	WP: 0 PB: 0 SB: 0 CS: 0	PA: 31							
PITCHER	IP	WLS	BF	H	R	ER	SO	BB	IBB	HBP	BLK	WP	HR	S	P	ERA	WHIP										
34 A.J. Burnett, R ERA: 4.06	8.0	L	31	3	4	3	8	3	0	1	0	0	1	80	125	3.38	0.750										

Batter	1	2	3	4	5	6	7	8	9	AB	R	H	RBI	BB	SO	LOB	TOP										
17 Darin Erstad, L OBP: 0.311, SLG: 0.341										2	0	0	0	1	2		Chicago White Sox @ Toronto Blue Jays Rogers Centre, Toronto, ON Thu May 31 2007, 7:07 PM EDT Att: 22,436 - Cloudy - 77 F										
30 Luis Terrero, R OBP: 0.393, SLG: 0.652										2	0	0	0	1	0												
Tadahito Iguchi, R OBP: 0.318, SLG: 0.322										4	0	1	0	0	0	2											
25 Jim Thome, L OBP: 0.509, SLG: 0.575										3	0	0	0	1	1	1											
23 Jermaine Dye, R OBP: 0.302, SLG: 0.456										4	0	1	0	0	0	2											
14 Paul Konerko, R OBP: 0.312, SLG: 0.397										3	0	1	0	0	1	1											
12 A.J. Pierzynski, L OBP: 0.296, SLG: 0.446										3	0	1	0	0	0	2											
24 Joe Crede, R OBP: 0.273, SLG: 0.331										3	0	0	0	0	2	1											
Rob Mackowiak, L OBP: 0.331, SLG: 0.330										3	0	1	0	0	1	1											
5 Juan Uribe, R OBP: 0.268, SLG: 0.348										3	0	1	0	0	1	0											
Inning Stats	R: 0 E: 0 K: 1 S: 8	H: 1 LOB: 1 BB: 0 P: 11	R: 0 E: 0 K: 1 S: 9	H: 1 LOB: 0 BB: 0 P: 11	R: 0 E: 0 K: 0 S: 5	H: 2 LOB: 1 BB: 0 P: 8	R: 0 E: 0 K: 1 S: 10	H: 0 LOB: 0 BB: 0 P: 17	R: 0 E: 0 K: 1 S: 7	H: 1 LOB: 0 BB: 0 P: 11	R: 0 E: 0 K: 2 S: 9	H: 0 LOB: 0 BB: 0 P: 15	R: 0 E: 0 K: 1 S: 14	H: 1 LOB: 1 BB: 0 P: 23	R: 0 E: 0 K: 1 S: 7	H: 0 LOB: 0 BB: 1 P: 8	R: 0 E: 0 K: 0 S: 6	H: 0 LOB: 1 BB: 1 P: 13	1B: 5 2B: 1 3B: 0 HR: 0	SF: 0 SAC: 0 DP: 1 HBP: 0	WP: 0 PB: 0 SB: 0 CS: 2	PA: 31					
PITCHER	IP	WLS	BF	H	R	ER	SO	BB	IBB	HBP	BLK	WP	HR	S	P	ERA	WHIP										
32 Roy Halladay, R ERA: 3.9	7.0	W	24	6	0	0	7	0	0	0	0	0	0	62	96	0.00	0.857										
44 Casey Janssen, R ERA: 1.01	1.0	H	3	0	0	0	1	0	0	0	0	0	0	7	8	0.00	0.000										
49 Jeremy Accardo, R ERA: 1.11	1.0	S	4	0	0	0	0	1	0	0	0	0	0	6	13	0.00	1.000										

Batter	1	2	3	4	5	6	7	8	9	AB	R	H	RBI	BB	SO	LOB	BOTTOM										
15 Alex Rios, R OBP: 0.353, SLG: 0.538										3	0	0	0	0	1	0	Chicago White Sox @ Toronto Blue Jays Rogers Centre, Toronto, ON Thu May 31 2007, 7:07 PM EDT Att: 22,436 - Cloudy - 77 F										
17 Lyle Overbay, L OBP: 0.330, SLG: 0.472										3	0	0	0	0	1	0											
10 Vernon Wells, R OBP: 0.321, SLG: 0.414										3	0	0	0	0	1	0											
25 Troy Glaus, R OBP: 0.383, SLG: 0.532										3	0	0	0	0	1	0											
Frank Thomas, R OBP: 0.357, SLG: 0.400										3	1	1	1	0	0	0											
2 Aaron Hill, R OBP: 0.346, SLG: 0.477										3	1	1	1	0	1	0											
26 Adam Lind, L OBP: 0.269, SLG: 0.373										3	0	0	0	0	0	0											
Sal Fasano, R OBP: 0.194, SLG: 0.273										3	0	0	0	0	1	0											
6 John McDonald, R OBP: 0.289, SLG: 0.386										2	0	0	0	0	0	0											
Inning Stats	R: 0 E: 0 K: 1 S: 5	H: 0 LOB: 0 BB: 0 P: 7	R: 1 E: 0 K: 0 S: 10	H: 1 LOB: 0 BB: 0 P: 16	R: 0 E: 0 K: 2 S: 9	H: 0 LOB: 0 BB: 0 P: 12	R: 0 E: 0 K: 0 S: 8	H: 0 LOB: 0 BB: 0 P: 11	R: 0 E: 0 K: 0 S: 6	H: 0 LOB: 0 BB: 0 P: 10	R: 0 E: 0 K: 0 S: 5	H: 0 LOB: 0 BB: 0 P: 9	R: 0 E: 0 K: 2 S: 8	H: 0 LOB: 0 BB: 0 P: 13	R: 1 E: 0 K: 1 S: 8	H: 1 LOB: 0 BB: 0 P: 13		R: 0 E: 0 K: 1 S: 6	H: 0 LOB: 0 BB: 1 P: 13	1B: 0 2B: 0 3B: 0 HR: 2	SF: 0 SAC: 0 DP: 0 HBP: 0	WP: 0 PB: 0 SB: 0 CS: 0	PA: 26				
PITCHER	IP	WLS	BF	H	R	ER	SO	BB	IBB	HBP	BLK	WP	HR	S	P	ERA	WHIP										
56 Mark Buehrle, L ERA: 3.66	8.0	L	26	2	2	2	6	0	0	0	0	0	2	59	91	2.25	0.250										

AB	30
R	0
H	6
RBI	0
BB	1
SO	8
LOB	12

AB	26
R	2
H	2
RBI	2
BB	0
SO	6
LOB	0



Batter	1	2	3	4	5	6	7	8	9	AB	R	H	RBI	BB	SO	LOB	TOP					
7 Jerry Owens, L OBP: 0.375, SLG: 0.625										4	1	1	0	0	1	2	Chicago White Sox @ Toronto Blue Jays Rogers Centre, Toronto, ON Sat Jun 02 2007, 1:07 PM EDT Att: 25,691 - Sunny - 81 F					
Tadahito Iguchi, R OBP: 0.326, SLG: 0.327										3	1	1	0	1	0	1						
25 Jim Thome, L OBP: 0.476, SLG: 0.529										3	0	0	1	0	1	2						
23 Jermaine Dye, R OBP: 0.290, SLG: 0.439										3	0	0	1	0	1	1						
14 Paul Konerko, R OBP: 0.315, SLG: 0.386										2	0	0	0	2	0	0						
Rob Mackowiak, L OBP: 0.321, SLG: 0.319										4	0	1	0	0	1	2						
24 Joe Crede, R OBP: 0.271, SLG: 0.333										4	1	1	0	0	1	2						
5 Juan Uribe, R OBP: 0.269, SLG: 0.345										4	0	1	1	0	0	0						
Toby Hall, R OBP: 0.200, SLG: 0.267										4	0	1	0	0	0	0						
Inning Stats	R: 1 E: 0 K: 0 S: 10	H: 1 LOB: 0 BB: 0 P: 16	R: 1 E: 0 K: 1 S: 11	H: 3 LOB: 2 BB: 0 P: 18	R: 1 E: 0 K: 0 S: 10	H: 2 LOB: 2 BB: 1 P: 18	R: 0 E: 0 K: 0 S: 8	H: 0 LOB: 0 BB: 0 P: 13	R: 0 E: 0 K: 3 S: 11	H: 0 LOB: 0 BB: 0 P: 23	R: 0 E: 0 K: 1 S: 6	H: 0 LOB: 0 BB: 0 P: 9	R: 0 E: 0 K: 0 S: 4	H: 0 LOB: 0 BB: 0 P: 6	R: 0 E: 0 K: 0 S: 6	H: 0 LOB: 0 BB: 0 P: 9		R: 0 E: 0 K: 0 S: 6	H: 0 LOB: 0 BB: 0 P: 10	1B: 4 2B: 2 3B: 0 HR: 0	SF: 2 SAC: 0 DP: 0 HBP: 0	WP: 1 PB: 0 SB: 1 CS: 0
PITCHER	IP WLS BF H R ER SO BB IBB HBP BLK WP HR S P ERA WHIP	7.0 W 30 6 3 3 5 3 0 0 0 1 0 60 103 3.86 1.286	2.0 S 6 0 0 0 0 0 0 0 0 0 0 12 19 0.00 0.000	PITCHER																		

Batter	1	2	3	4	5	6	7	8	9	AB	R	H	RBI	BB	SO	LOB	BOTTOM			
Howie Clark, L OBP: 0.500, SLG: 0.500										4	0	1	0	1	1	3	Chicago White Sox @ Toronto Blue Jays Rogers Centre, Toronto, ON Sat Jun 02 2007, 1:07 PM EDT Att: 25,691 - Sunny - 81 F			
6 John McDonald, R OBP: 0.293, SLG: 0.389										0	1	0	0	0	0	0				
15 Alex Rios, R OBP: 0.353, SLG: 0.543										5	2	2	3	0	1	3				
17 Lyle Overbay, L OBP: 0.330, SLG: 0.466										5	0	3	0	0	0	3				
Frank Thomas, R OBP: 0.356, SLG: 0.390										3	2	0	0	1	0	4				
Matt Stairs, L OBP: 0.390, SLG: 0.565										2	0	1	0	1	0	2				
10 Vernon Wells, R OBP: 0.321, SLG: 0.417										2	1	2	2	0	0	0				
2 Aaron Hill, R OBP: 0.347, SLG: 0.475										5	0	2	3	0	0	3				
26 Adam Lind, L OBP: 0.275, SLG: 0.377										4	1	2	0	0	1	2				
Royce Clayton, R OBP: 0.292, SLG: 0.353										4	1	1	0	0	0	2				
Sal Fasano, R OBP: 0.231, SLG: 0.306										3	1	2	1	0	0	0				
Inning Stats	R: 0 E: 0 K: 0 S: 17	H: 1 LOB: 2 BB: 1 P: 27	R: 1 E: 0 K: 0 S: 14	H: 2 LOB: 0 BB: 0 P: 22	R: 0 E: 0 K: 0 S: 6	H: 1 LOB: 1 BB: 1 P: 14	R: 0 E: 0 K: 0 S: 8	H: 0 LOB: 0 BB: 0 P: 9	R: 0 E: 0 K: 2 S: 11	H: 1 LOB: 0 BB: 0 P: 16	R: 0 E: 0 K: 0 S: 7	H: 2 LOB: 0 BB: 0 P: 8	R: 3 E: 0 K: 1 S: 13	H: 4 LOB: 2 BB: 1 P: 24	R: 5 E: 0 K: 0 S: 15	H: 5 LOB: 1 BB: 0 P: 27	1B: 13 2B: 2 3B: 0 HR: 1	SF: 0 SAC: 1 DP: 2 HBP: 1	WP: 0 PB: 0 SB: 0 CS: 0	PA: 42
PITCHER	IP WLS BF H R ER SO BB IBB HBP BLK WP HR S P ERA WHIP	6.1 L 2 0 0 0 0 1 0 0 0 0 0 2 9 0.00 3.000	0.1 B 3 2 1 1 1 0 0 0 0 0 0 7 8 27.00 6.000	1.0 8 5 5 5 0 0 0 0 1 0 0 1 15 27 45.00 5.000	PITCHER															

Batter	1	2	3	4	5	6	7	8	9	AB	R	H	RBI	BB	SO	LOB	TOP			
7 Jerry Owens, L (1, 8) OBP: 0.250, SLG: 0.417	E2 G4-3		L8	K			B2-6-3			4	0	0	0	0	1	2				
Tadahito Iguchi, R (1, 4) OBP: 0.324, SLG: 0.325	G4-3			F9			K			4	1	1	0	0	1	2				
25 Jim Thome, L (1, 10) OBP: 0.469, SLG: 0.549	K			HR		G6-3		K		4	1	1	2	0	2	1				
23 Jermaine Dye, R (1, 9) OBP: 0.294, SLG: 0.434				14 S		P3		F9		2	0	0	0	2	0	0				
14 Paul Konerko, R (1, 3) OBP: 0.309, SLG: 0.378	K			P4		G6-3		G4-3		4	0	0	0	0	1	3				
12 A.J. Pierzynski, L (1, 2) OBP: 0.301, SLG: 0.445				HR			P6			3	0	2	0	1	0	0				
24 Joe Crede, R (1, 5) OBP: 0.284, SLG: 0.325				1B			P6			4	0	0	0	0	1	4				
Rob Mackowiak, L (1, 7) OBP: 0.319, SLG: 0.342				HR			K			4	1	1	1	0	2	1				
5 Juan Uribe, R (1, 6) OBP: 0.276, SLG: 0.342										1	0	0	0	2	1	0				
8 Alex Cintron, S (9, PH) OBP: 0.262, SLG: 0.274										1	0	0	0	0	1	1				
Inning Stats	R: 0 H: 0 E: 0 K: 2 S: 13	H: 0 LOB: 2 BB: 1 P: 21	R: 1 H: 2 E: 0 K: 2 S: 10	H: 2 LOB: 0 BB: 0 P: 16	R: 2 H: 2 E: 0 K: 0 S: 16	H: 2 LOB: 2 BB: 2 P: 32	R: 0 H: 0 E: 0 K: 2 S: 12	H: 0 LOB: 1 BB: 1 P: 19	R: 0 H: 0 E: 0 K: 1 S: 9	H: 0 LOB: 0 BB: 0 P: 14	R: 0 H: 0 E: 0 K: 1 S: 5	H: 0 LOB: 0 BB: 1 P: 11	R: 0 H: 0 E: 0 K: 1 S: 11	H: 1 LOB: 1 BB: 0 P: 16	R: 0 H: 1 E: 0 K: 1 S: 11	H: 1 LOB: 1 BB: 0 P: 16	1B: 2 2B: 1 3B: 0 HR: 2	SF: 0 SAC: 0 DP: 1 HBP: 0	WP: 0 PB: 0 SB: 3 CS: 0	PA: 36
PITCHER	IP WLS BF H R ER SO	IP WLS BF H R ER SO	IP WLS BF H R ER SO	IP WLS BF H R ER SO	IP WLS BF H R ER SO	IP WLS BF H R ER SO	IP WLS BF H R ER SO	IP WLS BF H R ER SO	IP WLS BF H R ER SO	IP WLS BF H R ER SO	IP WLS BF H R ER SO	IP WLS BF H R ER SO	IP WLS BF H R ER SO	IP WLS BF H R ER SO	IP WLS BF H R ER SO	IP WLS BF H R ER SO	WP HR S P	ERA WHIP	ERA WHIP	
28 Shaun Marcum, R (1, 1) ERA: 4.06	3.0 W 10 0 0 3	3.0 W 10 0 0 3	3.0 W 10 0 0 3	3.0 W 10 0 0 3	3.0 W 10 0 0 3	3.0 W 10 0 0 3	3.0 W 10 0 0 3	3.0 W 10 0 0 3	3.0 W 10 0 0 3	3.0 W 10 0 0 3	3.0 W 10 0 0 3	3.0 W 10 0 0 3	3.0 W 10 0 0 3	3.0 W 10 0 0 3	3.0 W 10 0 0 3	3.0 W 10 0 0 3	0 0 0 0	9.00 2.000	9.00 2.000	
56 Brian Tallet, L (4, 1) ERA: 2.01	0.0 L 1 0 0 0	0.0 L 1 0 0 0	0.0 L 1 0 0 0	0.0 L 1 0 0 0	0.0 L 1 0 0 0	0.0 L 1 0 0 0	0.0 L 1 0 0 0	0.0 L 1 0 0 0	0.0 L 1 0 0 0	0.0 L 1 0 0 0	0.0 L 1 0 0 0	0.0 L 1 0 0 0	0.0 L 1 0 0 0	0.0 L 1 0 0 0	0.0 L 1 0 0 0	0.0 L 1 0 0 0	0 0 0 0	0.00 0.000	0.00 0.000	
40 Brian Wolfe, R (7, 1) ERA: 5.4	1.1 H 3 0 0 2	1.1 H 3 0 0 2	1.1 H 3 0 0 2	1.1 H 3 0 0 2	1.1 H 3 0 0 2	1.1 H 3 0 0 2	1.1 H 3 0 0 2	1.1 H 3 0 0 2	1.1 H 3 0 0 2	1.1 H 3 0 0 2	1.1 H 3 0 0 2	1.1 H 3 0 0 2	1.1 H 3 0 0 2	1.1 H 3 0 0 2	1.1 H 3 0 0 2	1.1 H 3 0 0 2	0 0 0 0	0.00 0.000	0.00 0.000	
37 Scott Downs, L (7, 1) ERA: 3.8	0.2 H 2 0 0 0	0.2 H 2 0 0 0	0.2 H 2 0 0 0	0.2 H 2 0 0 0	0.2 H 2 0 0 0	0.2 H 2 0 0 0	0.2 H 2 0 0 0	0.2 H 2 0 0 0	0.2 H 2 0 0 0	0.2 H 2 0 0 0	0.2 H 2 0 0 0	0.2 H 2 0 0 0	0.2 H 2 0 0 0	0.2 H 2 0 0 0	0.2 H 2 0 0 0	0.2 H 2 0 0 0	0 0 0 0	0.00 0.000	0.00 0.000	
44 Casey Janssen, R (8, 1) ERA: 0.92																		0 0 0 0	0.00 1.000	0.00 1.000
Batter	1	2	3	4	5	6	7	8	9	AB	R	H	RBI	BB	SO	LOB	BOTTOM			
15 Alex Rios, R (1, 9) OBP: 0.355, SLG: 0.547	F9						L9			4	0	2	0	0	0	1				
17 Lyle Overbay, L (1, 3) OBP: 0.332, SLG: 0.464										1	0	0	0	0	1	0				
Matt Stairs, L (4, 3) OBP: 0.383, SLG: 0.553	K									2	0	0	0	0	1	3				
10 Vernon Wells, R (1, 8) OBP: 0.316, SLG: 0.411	F8									3	0	0	1	0	1	2				
25 Troy Glaus, R (1, 5) OBP: 0.376, SLG: 0.508										4	0	0	0	0	2	2				
Frank Thomas, R (1, 10) OBP: 0.358, SLG: 0.386										2	0	0	0	2	0	0				
2 Aaron Hill, R (1, 4) OBP: 0.346, SLG: 0.473										3	1	1	0	1	0	2				
Jason Phillips, R (1, 2) OBP: 0.313, SLG: 0.324										2	1	1	0	2	0	1				
Royce Clayton, R (1, 6) OBP: 0.299, SLG: 0.358										4	2	2	0	0	1	3				
26 Adam Lind, L (1, 7) OBP: 0.283, SLG: 0.390										3	0	2	3	0	0	0				
Inning Stats	R: 0 H: 0 E: 0 K: 1 S: 8	H: 0 LOB: 0 BB: 0 P: 12	R: 0 H: 0 E: 0 K: 0 S: 13	H: 0 LOB: 2 BB: 2 P: 24	R: 0 H: 1 E: 0 K: 2 S: 13	H: 1 LOB: 0 BB: 0 P: 21	R: 0 H: 0 E: 0 K: 0 S: 8	H: 0 LOB: 0 BB: 1 P: 14	R: 1 H: 3 E: 0 K: 1 S: 19	H: 3 LOB: 1 BB: 0 P: 28	R: 3 H: 4 E: 0 K: 1 S: 26	H: 4 LOB: 1 BB: 0 P: 38	R: 0 H: 0 E: 0 K: 1 S: 9	H: 0 LOB: 0 BB: 2 P: 20	R: 0 H: 0 E: 0 K: 1 S: 9	H: 0 LOB: 1 BB: 2 P: 20	1B: 6 2B: 3 3B: 0 HR: 0	SF: 1 SAC: 0 DP: 3 HBP: 1	WP: 0 PB: 0 SB: 0 CS: 0	PA: 35
PITCHER	IP WLS BF H R ER SO	IP WLS BF H R ER SO	IP WLS BF H R ER SO	IP WLS BF H R ER SO	IP WLS BF H R ER SO	IP WLS BF H R ER SO	IP WLS BF H R ER SO	IP WLS BF H R ER SO	IP WLS BF H R ER SO	IP WLS BF H R ER SO	IP WLS BF H R ER SO	IP WLS BF H R ER SO	IP WLS BF H R ER SO	IP WLS BF H R ER SO	IP WLS BF H R ER SO	IP WLS BF H R ER SO	WP HR S P	ERA WHIP	ERA WHIP	
50 John Danks, L (1, 1) ERA: 4.34	5.0 L 7 4 3 3	5.0 L 7 4 3 3	5.0 L 7 4 3 3	5.0 L 7 4 3 3	5.0 L 7 4 3 3	5.0 L 7 4 3 3	5.0 L 7 4 3 3	5.0 L 7 4 3 3	5.0 L 7 4 3 3	5.0 L 7 4 3 3	5.0 L 7 4 3 3	5.0 L 7 4 3 3	5.0 L 7 4 3 3	5.0 L 7 4 3 3	5.0 L 7 4 3 3	5.0 L 7 4 3 3	0 0 0 0	1.80 1.400	1.80 1.400	
46 Nick Masset, R (6, 1) ERA: 7.11	1.0 L 7 4 3 3	1.0 L 7 4 3 3	1.0 L 7 4 3 3	1.0 L 7 4 3 3	1.0 L 7 4 3 3	1.0 L 7 4 3 3	1.0 L 7 4 3 3	1.0 L 7 4 3 3	1.0 L 7 4 3 3	1.0 L 7 4 3 3	1.0 L 7 4 3 3	1.0 L 7 4 3 3	1.0 L 7 4 3 3	1.0 L 7 4 3 3	1.0 L 7 4 3 3	1.0 L 7 4 3 3	0 0 0 0	27.00 4.000	27.00 4.000	
60 Devon Day, R (7, 1) ERA: 4.5	2.0 L 7 4 3 3	2.0 L 7 4 3 3	2.0 L 7 4 3 3	2.0 L 7 4 3 3	2.0 L 7 4 3 3	2.0 L 7 4 3 3	2.0 L 7 4 3 3	2.0 L 7 4 3 3	2.0 L 7 4 3 3	2.0 L 7 4 3 3	2.0 L 7 4 3 3	2.0 L 7 4 3 3	2.0 L 7 4 3 3	2.0 L 7 4 3 3	2.0 L 7 4 3 3	2.0 L 7 4 3 3	0 0 0 0	0.00 1.000	0.00 1.000	

Chicago White Sox @ Toronto Blue Jays
Rogers Centre, Toronto, ON
Sun Jun 03 2007, 1:07 PM EDT
Att: 30,886 - Roof Closed - 68 F

AB 31
R 3
H 5
RBI 3
BB 5
SO 10
LOB 14



Chicago White Sox @ Toronto Blue Jays
Rogers Centre, Toronto, ON
Sun Jun 03 2007, 1:07 PM EDT
Att: 30,886 - Roof Closed - 68 F

AB 28
R 4
H 8
RBI 4
BB 5
SO 6
LOB 14



Batter	1	2	3	4	5	6	7	8	9	AB	R	H	RBI	BB	SO	LOB	TOP																					
2 B.J. Upton, R OBP: 0.402, SLG: 0.557 (1, 8)										5	2	0	0	1	3																							
Brendan Harris, R OBP: 0.394, SLG: 0.435 (1, 6)										4	2	3	1	1	0	0																						
13 Carl Crawford, L OBP: 0.361, SLG: 0.509 (1, 7)										5	0	2	4	0	1	2																						
Ty Wigginton, R OBP: 0.280, SLG: 0.430 (1, 5)										5	1	2	0	0	2	3																						
23 Carlos Pena, L OBP: 0.390, SLG: 0.635 (1, 3)										3	0	0	0	2	3	3																						
Deimon Young, R OBP: 0.291, SLG: 0.396 (1, 9)										5	0	2	0	0	1	1																						
3 Jorge Cantu, R OBP: 0.310, SLG: 0.289 (1, 10)										4	0	1	1	1	1	3																						
30 Dioner Navarro, S OBP: 0.255, SLG: 0.277 (1, 2)										4	1	1	0	0	0	4																						
Josh Wilson, R OBP: 0.302, SLG: 0.255 (1, 4)										4	0	0	0	0	1	5																						
Inning Stats	R: 0 E: 0 K: 0 S: 6	H: 0 LOB: 0 BB: 0 P: 7	R: 1 E: 0 K: 2 S: 12	H: 3 LOB: 3 BB: 1 P: 22	R: 1 E: 0 K: 1 S: 14	H: 4 LOB: 2 BB: 0 P: 17	R: 3 E: 0 K: 2 S: 19	H: 4 LOB: 1 BB: 0 P: 24	R: 0 E: 1 K: 0 S: 14	H: 0 LOB: 1 BB: 0 P: 21	R: 0 E: 0 K: 1 S: 12	H: 0 LOB: 1 BB: 1 P: 20	R: 0 E: 0 K: 0 S: 5	H: 0 LOB: 2 BB: 2 P: 14	R: 1 E: 0 K: 1 S: 16	H: 2 LOB: 1 BB: 0 P: 24	R: 0 E: 0 K: 3 S: 10	H: 0 LOB: 0 BB: 0 P: 14	1B: 8 2B: 5 3B: 0 HR: 0	SF: 0 SAC: 0 DP: 2 HBP: 0	WP: 1 PB: 0 CS: 0	PA: 43																
PITCHER	IP	WLS	BF	H	R	ER	SO	BB	IBB	HBP	BLK	WP	HR	S	P	ERA	WHIP	PITCHER				IP	WLS	BF	H	R	ER	SO	BB	IBB	HBP	BLK	WP	HR	S	P	ERA	WHIP
Tomo Ohka, R ERA: 5.79 (1, 1)	3.1	L	20	10	5	5	3	1	0	0	0	0	0	40	55	13.50	3.300																					
56 Brian Tallet, L ERA: 1.99 (4, 1)	1.2		7	1	0	0	2	0	0	0	0	1	0	25	36	0.00	0.600																					
37 Scott Downs, L ERA: 3.47 (6, 1)	2.0		8	0	0	0	1	3	0	0	0	0	0	17	34	0.00	1.500																					
44 Casey Janssen, R ERA: 1.19 (8, 1)	1.0		5	2	1	1	1	0	0	0	0	0	0	16	24	9.00	2.000																					
57 Jordan De Jong, R ERA: (9, 1)	1.0		3	0	0	0	3	0	0	0	0	0	0	10	14	0.00	0.000																					

Tampa Bay Devil Rays @ Toronto Blue Jays
Rogers Centre, Toronto, ON
Wed Jun 06 2007, 7:07 PM EDT
Att: 16,663 - Partly Cloudy - 64 F

AB 39
R 6
H 13
RBI 6
BB 4
SO 10
LOB 24



Tampa Bay Devil Rays @ Toronto Blue Jays
Rogers Centre, Toronto, ON
Wed Jun 06 2007, 7:07 PM EDT
Att: 16,663 - Partly Cloudy - 64 F

AB 35
R 2
H 9
RBI 2
BB 5
SO 5
LOB 18



Batter	1	2	3	4	5	6	7	8	9	AB	R	H	RBI	BB	SO	LOB	TOP					
2 B.J. Upton, R OBP: 0.397, SLG: 0.548 (1, 4)										5	0	1	0	0	2	2						
35 Elijah Dukes, R OBP: 0.312, SLG: 0.414 (1, 8)										4	0	0	0	1	1	2						
13 Carl Crawford, L OBP: 0.366, SLG: 0.515 (1, 10)										5	3	3	0	0	1	1						
Greg Norton, S OBP: 0.378, SLG: 0.314 Josh Wilson, R OBP: 0.262, SLG: 0.255 (1, 7)										4	0	1	1	1	3	2						
23 Carlos Pena, L OBP: 0.390, SLG: 0.621 (1, 3)										3	1	0	0	2	3	1						
Ty Wigginton, R OBP: 0.286, SLG: 0.429 (1, 5)										3	0	1	1	2	1	1						
Delmon Young, R OBP: 0.293, SLG: 0.396 (1, 9)										5	0	2	2	0	1	5						
30 Dioner Navarro, S OBP: 0.252, SLG: 0.269 (1, 2)										4	0	0	0	1	2	3						
Brendan Harris, R OBP: 0.367, SLG: 0.454 (1, 6)										4	1	2	1	0	0	0						
Inning Stats	R: 0 E: 0 K: 2 S: 10	H: 1 LOB: 1 BB: 0 P: 14	R: 0 E: 0 K: 1 S: 7	H: 1 LOB: 1 BB: 0 P: 11	R: 2 E: 0 K: 1 S: 22	H: 2 LOB: 3 BB: 3 P: 40	R: 0 E: 0 K: 1 S: 9	H: 1 LOB: 1 BB: 0 P: 11	R: 1 E: 1 K: 3 S: 15	H: 2 LOB: 1 BB: 0 P: 22	R: 0 E: 0 K: 2 S: 10	H: 0 LOB: 1 BB: 0 P: 16	R: 0 E: 0 K: 3 S: 12	H: 0 LOB: 0 BB: 0 P: 16	R: 0 E: 0 K: 0 S: 11	H: 1 LOB: 2 BB: 2 P: 19	R: 2 E: 0 K: 1 S: 12	H: 2 LOB: 2 BB: 2 P: 25	1B: 7 2B: 2 3B: 0 HR: 1	SF: 0 SAC: 0 DP: 1 HBP: 0	WP: 1 PB: 0 CS: 4	PA: 44
PITCHER	IP	WLS	BF	H	R	ER	SO	BB	IBB	HBP	BLK	WP	HR	S	P	ERA	WHIP					
34 A.J. Burnett, R ERA: 4.01 44 Casey Janssen, R ERA: 1.16 49 Jeremy Accardo, R ERA: 1.69	7.0		32	7	3	3	13	3	0	0	0	1	1	85	130	3.86	1.429					
	0.2	3	0	0	0	0	2	0	0	0	0	0	0	6	14	0.00	3.000					
	1.1	L	9	3	2	2	1	1	1	0	0	0	0	17	30	13.50	3.000					

Tampa Bay Devil Rays @ Toronto Blue Jays
Rogers Centre, Toronto, ON
Thu Jun 07 2007, 12:37 PM EDT
Att: 37,105 - Roof Closed - 68 F

AB 37
R 5
H 10
RBI 5
BB 7
SO 14
LOB 17

Batter	1	2	3	4	5	6	7	8	9	AB	R	H	RBI	BB	SO	LOB	BOTTOM					
15 Alex Rios, R OBP: 0.347, SLG: 0.536 (1, 9)										3	1	1	2	0	1	0						
10 Vernon Wells, R OBP: 0.318, SLG: 0.414 (1, 8)										4	0	0	0	0	0	1						
Matt Stairs, L OBP: 0.368, SLG: 0.529 (1, 3)										4	0	0	0	0	1	1						
Frank Thomas, R OBP: 0.367, SLG: 0.390 59 Curtis Thigpen, R OBP: 0.250, SLG: 0.250 (1, 10)										3	1	2	0	1	0	0						
25 Troy Glaus, R OBP: 0.387, SLG: 0.508 (1, 5)										4	0	2	0	0	1	1						
2 Aaron Hill, R OBP: 0.351, SLG: 0.482 (1, 4)										4	0	0	0	0	1	4						
26 Adam Lind, L OBP: 0.287, SLG: 0.412 (1, 7)										4	0	0	1	0	1	3						
Royce Clayton, R OBP: 0.291, SLG: 0.341 Howie Clark, L OBP: 0.462, SLG: 0.400 (1, 6)										3	0	0	0	0	2	3						
Jason Phillips, R OBP: 0.311, SLG: 0.324 (1, 2)										2	1	0	0	1	0	0						
Inning Stats	R: 0 E: 0 K: 1 S: 9	H: 2 LOB: 2 BB: 0 P: 14	R: 0 E: 0 K: 2 S: 16	H: 2 LOB: 0 BB: 0 P: 24	R: 0 E: 0 K: 1 S: 8	H: 0 LOB: 1 BB: 0 P: 11	R: 1 E: 0 K: 1 S: 12	H: 1 LOB: 1 BB: 1 P: 20	R: 2 E: 0 K: 0 S: 10	H: 1 LOB: 0 BB: 1 P: 22	R: 0 E: 0 K: 1 S: 9	H: 0 LOB: 0 BB: 0 P: 13	R: 0 E: 0 K: 1 S: 6	H: 0 LOB: 0 BB: 0 P: 7	R: 0 E: 0 K: 0 S: 9	H: 1 LOB: 1 BB: 0 P: 13	R: 0 E: 0 K: 0 S: 9	H: 0 LOB: 0 BB: 0 P: 12	1B: 2 2B: 2 3B: 0 HR: 1	SF: 0 SAC: 0 DP: 0 HBP: 1	WP: 0 PB: 0 CS: 0	PA: 35
PITCHER	IP	WLS	BF	H	R	ER	SO	BB	IBB	HBP	BLK	WP	HR	S	P	ERA	WHIP					
36 Edwin Jackson, R ERA: 7.39 22 Shawn Camp, R ERA: 5.45 47 Gary Glover, R ERA: 4.4 28 Al Reyes, R ERA: 2.03	6.0		25	4	3	3	6	2	0	1	0	0	0	64	104	4.50	1.000					
	1.0	3	0	0	0	1	0	0	0	0	0	0	0	6	7	0.00	0.000					
	1.0	W	4	1	0	0	0	0	0	0	0	0	0	9	13	0.00	1.000					
	1.0	S	3	0	0	0	0	0	0	0	0	0	0	9	12	0.00	0.000					

Tampa Bay Devil Rays @ Toronto Blue Jays
Rogers Centre, Toronto, ON
Thu Jun 07 2007, 12:37 PM EDT
Att: 37,105 - Roof Closed - 68 F

AB 32
R 3
H 5
RBI 3
BB 2
SO 7
LOB 13

Batter	1	2	3	4	5	6	7	8	9	AB	R	H	RBI	BB	SO	LOB	TOP					
15 Alex Rios, R OBP: 0.341, SLG: 0.526										5	1	2	1	0	1	2	Toronto Blue Jays @ Los Angeles Dodgers Dodger Stadium, Los Angeles, CA Sun Jun 10 2007, 1:10 PM PDT Att: 50,183 - Sunny - 74 F					
Matt Stairs, L OBP: 0.357, SLG: 0.560 59 Curtis Thigpen, R OBP: 0.400, SLG: 0.600										4	1	1	1	0	1	4						
10 Vernon Wells, R OBP: 0.310, SLG: 0.401										4	1	2	1	0	0	3						
25 Troy Glaus, R OBP: 0.401, SLG: 0.557 Howie Clark, L OBP: 0.429, SLG: 0.364										4	3	3	2	1	1	0						
2 Aaron Hill, R OBP: 0.344, SLG: 0.465										3	1	0	0	1	1	2						
26 Adam Lind, L OBP: 0.273, SLG: 0.388										5	1	1	0	0	2	2						
6 John McDonald, R OBP: 0.320, SLG: 0.410										4	2	3	2	1	0	0						
Sal Fasano, R OBP: 0.234, SLG: 0.318										5	0	1	1	0	2	3						
32 Roy Halladay, R OBP: 0.500, SLG: 0.500 56 Brian Tallet, L										4	0	2	1	0	2	2						
9 Gregg Zaun, S OBP: 0.286, SLG: 0.344 57 Jordan De Jong, R										0	0	0	0	0	0	0						
Inning Stats	R: 2 E: 0 K: 1 S: 12	H: 3 LOB: 1 BB: 1 P: 20	R: 1 E: 0 K: 1 S: 12	H: 1 LOB: 1 BB: 1 P: 24	R: 2 E: 1 K: 1 S: 12	H: 3 LOB: 1 BB: 0 P: 14	R: 0 E: 0 K: 0 S: 8	H: 1 LOB: 1 BB: 0 P: 10	R: 4 E: 0 K: 2 S: 23	H: 5 LOB: 2 BB: 1 P: 40	R: 1 E: 0 K: 1 S: 10	H: 1 LOB: 0 BB: 0 P: 15	R: 0 E: 0 K: 2 S: 13	H: 0 LOB: 0 BB: 0 P: 16	R: 1 E: 0 K: 2 S: 14	H: 1 LOB: 0 BB: 0 P: 22	R: 0 E: 0 K: 1 S: 14	H: 1 LOB: 1 BB: 0 P: 20	1B: 10 2B: 4 3B: 0 HR: 2	SF: 1 SAC: 1 DP: 1 HBP: 0	WP: 1 PB: 1 CS: 0	PA: 45
PITCHER	IP WLS BF H R ER SO BB IBB HBP BLK WP HR S P ERA WHIP																					
29 Jason Schmidt, R ERA: 6.45 Mark Hendrickson, L ERA: 4.5 Brett Tomko, R ERA: 5.54 Rudy Seanez, R ERA: 2.9	4.0 L 22 9 6 6 3 2 0 0 0 0 0 1 46 72 13.50 2.750																					

AB	40
R	11
H	16
RBI	9
BB	3
SO	11
LOB	19



Batter	1	2	3	4	5	6	7	8	9	AB	R	H	RBI	BB	SO	LOB	BOTTOM					
15 Rafael Furcal, S OBP: 0.361, SLG: 0.362 Olmedo Saenz, R OBP: 0.359, SLG: 0.451										3	0	1	0	0	1	0	Toronto Blue Jays @ Los Angeles Dodgers Dodger Stadium, Los Angeles, CA Sun Jun 10 2007, 1:10 PM PDT Att: 50,183 - Sunny - 74 F					
6 Tony Abreu, S OBP: 0.297, SLG: 0.426										5	1	0	0	0	0	4						
55 Russell Martin, R OBP: 0.368, SLG: 0.474 Mike Lieberthal, R OBP: 0.290, SLG: 0.250										2	1	1	0	0	0	0						
Luis Gonzalez, L OBP: 0.378, SLG: 0.478										4	1	2	3	1	0	0						
Wilson Betemit, S OBP: 0.347, SLG: 0.404										3	0	1	0	2	1	2						
7 James Loney, L OBP: 0.250, SLG: 0.250										4	0	1	1	0	1	3						
16 Andre Ethier, L OBP: 0.310, SLG: 0.407										2	1	0	0	1	0	2						
9 Juan Pierre, L OBP: 0.299, SLG: 0.318 Brett Tomko, R Rudy Seanez, R										2	0	0	0	0	0	3						
12 Jeff Kent, R OBP: 0.343, SLG: 0.465										0	1	0	0	1	0	0						
29 Jason Schmidt, R OBP: 0.167, SLG: 0.667 Mark Hendrickson, L Matt Kemp, R OBP: 0.391, SLG: 0.429 5 Nomar Garciaparra, R OBP: 0.317, SLG: 0.333										1	0	0	0	0	0	0						
Inning Stats	R: 2 E: 0 K: 0 S: 16	H: 3 LOB: 3 BB: 1 P: 29	R: 0 E: 0 K: 1 S: 6	H: 0 LOB: 0 BB: 0 P: 8	R: 0 E: 0 K: 0 S: 5	H: 0 LOB: 0 BB: 0 P: 7	R: 0 E: 0 K: 0 S: 6	H: 0 LOB: 0 BB: 0 P: 9	R: 0 E: 0 K: 0 S: 8	H: 1 LOB: 0 BB: 0 P: 11	R: 0 E: 0 K: 0 S: 10	H: 0 LOB: 1 BB: 1 P: 17	R: 1 E: 0 K: 1 S: 13	H: 1 LOB: 1 BB: 1 P: 20	R: 0 E: 0 K: 1 S: 8	H: 1 LOB: 2 BB: 1 P: 16	R: 2 E: 0 K: 1 S: 16	H: 2 LOB: 2 BB: 2 P: 29	1B: 6 2B: 2 3B: 0 HR: 0	SF: 1 SAC: 0 DP: 1 HBP: 1	WP: 0 PB: 0 SB: 1 CS: 0	PA: 41
PITCHER	IP WLS BF H R ER SO BB IBB HBP BLK WP HR S P ERA WHIP																					
32 Roy Halladay, R ERA: 4.56 56 Brian Tallet, L ERA: 1.6 57 Jordan De Jong, R ERA: 9.0	7.0 W 29 5 1 0 0 1 3 0 0 0 0 0 8 16 0.00 2.000																					



Batter	1	2	3	4	5	6	7	8	9	AB	R	H	RBI	BB	SO	LOB	TOP											
Royce Clayton, R (1,6) OBP: 0.299, SLG: 0.343										3	1	1	0	1	2	0	Toronto Blue Jays @ San Francisco Giants AT&T Park, San Francisco, CA Tue Jun 12 2007, 7:15 PM PDT Att: 37,574 - Partly Cloudy - 65 F											
15 Alex Rice, R (1,9) OBP: 0.342, SLG: 0.537										4	1	2	2	0	0	1												
10 Vernon Wells, R (1,8) OBP: 0.304, SLG: 0.389										3	0	0	0	1	1	1												
25 Troy Glaus, R (1,5) OBP: 0.394, SLG: 0.537										3	0	0	0	1	2	1												
2 Aaron Hill, R (1,4) OBP: 0.341, SLG: 0.460										3	0	0	0	1	1	1												
59 Curtis Thigpen, R (1,3) OBP: 0.400, SLG: 0.500										4	0	1	0	0	0	2												
26 Adam Lind, L (1,7) OBP: 0.275, SLG: 0.392										2	0	0	0	0	1	2												
9 Gregg Zaun, S (7, PH) OBP: 0.282, SLG: 0.339										1	0	0	0	0	0	0												
Sal Fasano, R (7,2) OBP: 0.229, SLG: 0.311										1	0	0	0	0	1	1												
Jason Phillips, R (1,2) OBP: 0.290, SLG: 0.300										2	0	1	0	0	0	0												
Frank Thomas, R (7, PH) OBP: 0.365, SLG: 0.387										1	0	0	0	0	1	0												
37 Scott Downs, L (7,1) OBP: 0.229, SLG: 0.311										0	0	0	0	0	0	0												
44 Casey Janssen, R (7,1) OBP: 0.229, SLG: 0.311										0	0	0	0	0	0	0												
34 A.J. Burnett, R (1,1) OBP: 0.229, SLG: 0.311										2	0	0	0	0	0	1												
54 Jason Frasor, R (5,1) OBP: 0.229, SLG: 0.311										0	0	0	0	0	0	0												
Matt Stairs, L (7, PH) OBP: 0.358, SLG: 0.550										1	0	0	0	0	0	0												
Inning Stats	R: 0 E: 0 K: 1 S: 9	H: 1 LOB: 0 BB: 0 P: 12	R: 0 E: 1 K: 0 S: 10	H: 0 LOB: 1 BB: 1 P: 18	R: 2 E: 0 K: 1 S: 12	H: 2 LOB: 1 BB: 1 P: 21	R: 0 E: 0 K: 1 S: 7	H: 0 LOB: 0 BB: 0 P: 10	R: 0 E: 0 K: 2 S: 14	H: 1 LOB: 1 BB: 1 P: 19	R: 0 E: 0 K: 2 S: 14	H: 0 LOB: 1 BB: 0 P: 22	R: 0 E: 0 K: 1 S: 8	H: 0 LOB: 0 BB: 0 P: 15	R: 0 E: 0 K: 1 S: 6	H: 1 LOB: 0 BB: 0 P: 7	R: 0 E: 0 K: 2 S: 14	H: 1 LOB: 1 BB: 0 P: 22	1B: 4 2B: 0 3B: 0 HR: 1	SF: 0 SAC: 0 DP: 2 HBP: 0	WP: 1 PB: 1 SB: 0 CS: 0	PA: 34						
PITCHER	IP	WLS	BF	H	R	ER	SO	BB	IBB	HBP	BLK	WP	HR	S	P	ERA	WHIP											
51 Noah Lowry, L (1,1) ERA: 3.46	6.0	W	24	4	2	2	5	4	0	0	0	0	0	1	61	102	3.00	1.333										
Jack Taschner, L (7,1) ERA: 4.74	1.0	H	3	0	0	0	1	0	0	0	0	0	0	8	15	0.00	0.000											
32 Kevin Correia, R (8,1) ERA: 3.45	1.0	H	3	0	0	0	1	0	0	0	0	0	0	6	7	0.00	0.000											
41 Brad Hennessey, R (9,1) ERA: 3.42	1.0	S	4	1	0	0	2	0	0	0	0	1	0	14	22	0.00	1.000											

Batter	1	2	3	4	5	6	7	8	9	AB	R	H	RBI	BB	SO	LOB	BOTTOM										
10 Dave Roberts, L (1,8) OBP: 0.288, SLG: 0.370										4	2	2	0	0	2	3	Toronto Blue Jays @ San Francisco Giants AT&T Park, San Francisco, CA Tue Jun 12 2007, 7:15 PM PDT Att: 37,574 - Partly Cloudy - 65 F										
12 Nate Schierholtz, L (1,9) OBP: 0.250, SLG: 0.250										4	0	1	0	0	2	1											
Ryan Klesko, L (1,3) OBP: 0.404, SLG: 0.480										4	1	2	2	0	1	1											
Barry Bonds, L (1,7) OBP: 0.493, SLG: 0.580										2	0	2	0	2	0	0											
2 Randy Winn, S (7, PR) OBP: 0.353, SLG: 0.451										0	0	0	0	0	0	0											
Ray Durham, S (1,4) OBP: 0.311, SLG: 0.403										4	0	0	1	0	2	6											
1 Bengie Molina, R (1,2) OBP: 0.330, SLG: 0.457										4	0	0	0	0	0	5											
Pedro Feliz, R (1,5) OBP: 0.288, SLG: 0.425										4	0	1	0	0	1	0											
13 Omar Vizquel, S (1,6) OBP: 0.286, SLG: 0.292										3	0	0	0	1	0	1											
51 Noah Lowry, R (1,1) OBP: 0.107, SLG: 0.111										2	0	0	0	0	0	1											
Mark Sweeney, L (6, PH) OBP: 0.283, SLG: 0.308										0	0	0	0	1	0	0											
Jack Taschner, L (7,1) ERA: 3.59										0	0	0	0	0	0	0											
32 Kevin Correia, R (8,1) OBP: 0.500, SLG: 0.500										1	0	0	0	0	0	0											
41 Brad Hennessey, R (9,1) ERA: 1.04										0	0	0	0	0	0	0											
Inning Stats	R: 1 E: 1 K: 1 S: 13	H: 2 LOB: 2 BB: 1 P: 25	R: 0 E: 0 K: 0 S: 8	H: 0 LOB: 0 BB: 0 P: 10	R: 2 E: 0 K: 0 S: 10	H: 3 LOB: 1 BB: 0 P: 16	R: 0 E: 0 K: 1 S: 9	H: 0 LOB: 1 BB: 1 P: 17	R: 0 E: 0 K: 3 S: 12	H: 1 LOB: 1 BB: 0 P: 19	R: 0 E: 0 K: 1 S: 13	H: 1 LOB: 2 BB: 1 P: 21	R: 0 E: 0 K: 1 S: 11	H: 1 LOB: 1 BB: 1 P: 17	R: 0 E: 0 K: 1 S: 6	H: 0 LOB: 0 BB: 0 P: 6	1B: 5 2B: 3 3B: 0 HR: 0	SF: 0 SAC: 0 DP: 0 HBP: 0	WP: 0 PB: 0 SB: 1 CS: 0	PA: 36							
PITCHER	IP	WLS	BF	H	R	ER	SO	BB	IBB	HBP	BLK	WP	HR	S	P	ERA	WHIP										
34 A.J. Burnett, R (1,1) ERA: 4.0	4.2	L	22	6	3	2	4	1	0	0	0	0	0	16	26	0.00	1.500										
54 Jason Frasor, R (5,1) ERA: 3.59	1.1		6	1	0	0	2	1	0	0	0	0	0	5	11	0.00	3.000										
37 Scott Downs, L (7,1) ERA: 3.12	0.1		3	1	0	0	1	0	1	0	0	0	0	5	11	0.00	3.000										
44 Casey Janssen, R (7,1) ERA: 1.04	1.2		5	0	0	0	1	0	0	0	0	0	0	12	12	0.00	0.000										

AB	30
R	2
H	5
RBI	2
BB	4
SO	9
LOB	10



AB	32
R	3
H	8
RBI	3
BB	4
SO	8
LOB	18



Batter	1	2	3	4	5	6	7	8	9	AB	R	H	RBI	BB	SO	LOB	TOP					
10 Ronnie Belliard, R OBP: 0.328, SLG: 0.368			G6-3		F7					4	0	1	0	0	1	1						
Felipe Lopez, S OBP: 0.280, SLG: 0.336										4	0	0	0	0	4	2						
11 Ryan Zimmerman, R OBP: 0.310, SLG: 0.443						G4-3				4	1	2	2	0	1	0						
21 Dmitri Young, S OBP: 0.397, SLG: 0.507						G3-1				4	1	1	1	0	1	2						
25 Austin Kearns, R OBP: 0.324, SLG: 0.388										2	0	0	0	2	0	2						
Ryan Church, L OBP: 0.354, SLG: 0.445										4	0	0	0	0	3	2						
13 Robert Fick, L OBP: 0.289, SLG: 0.241										4	0	2	0	0	1	0						
3 Jesus Flores, R OBP: 0.317, SLG: 0.278			G5-3							4	0	0	0	0	3	2						
Ryan Langerhans, L OBP: 0.298, SLG: 0.280			G3-1							3	1	1	0	1	0	1						
Inning Stats	R: 0 E: 0 K: 3 S: 10	H: 0 LOB: 0 BB: 0 P: 10	R: 1 E: 0 K: 1 S: 11	H: 1 LOB: 0 BB: 1 P: 19	R: 0 E: 0 K: 0 S: 5	H: 0 LOB: 0 BB: 0 P: 8	R: 1 E: 0 K: 3 S: 15	H: 1 LOB: 1 BB: 1 P: 22	R: 0 E: 0 K: 1 S: 10	H: 0 LOB: 1 BB: 1 P: 17	R: 0 E: 0 K: 1 S: 8	H: 0 LOB: 0 BB: 0 P: 11	R: 0 E: 0 K: 2 S: 10	H: 1 LOB: 1 BB: 0 P: 14	R: 1 E: 0 K: 1 S: 15	H: 3 LOB: 2 BB: 0 P: 21	R: 0 E: 0 K: 2 S: 12	H: 1 LOB: 1 BB: 0 P: 21	1B: 4 2B: 1 3B: 0 HR: 2	SF: 0 SAC: 0 DP: 1 HBP: 0	WP: 0 PB: 0 SB: 0 CS: 0	PA: 36
PITCHER	IP	WLS	BF	H	R	ER	SO	BB	IBB	HBP	BLK	WP	HR	S	P	ERA	WHIP					
28 Shaun Marcum, R ERA: 3.41	7.0	W	26	3	2	2	11	3	0	0	0	0	2	69	101	2.57	0.857					
56 Brian Tallet, L ERA: 2.51	0.1		3	2	1	1	1	0	0	0	0	0	0	9	13	27.00	6.000					
44 Casey Janssen, R ERA: 0.97	1.2		7	2	0	0	2	0	0	0	0	0	0	18	29	0.00	1.200					

Washington Nationals @ Toronto Blue Jays
Rogers Centre, Toronto, ON
Sat Jun 16 2007, 1:07 PM EDT
Att: 26,342 - Sunny - 81 F

AB	33
R	3
H	7
RBI	3
BB	3
SO	14
LOB	12

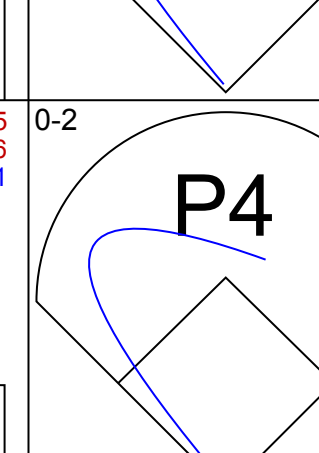
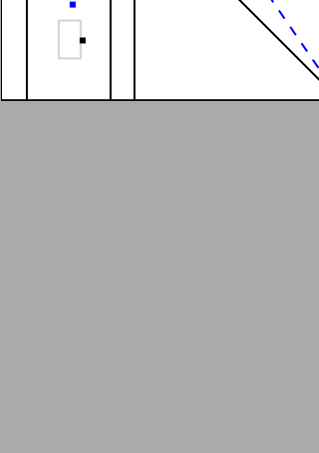
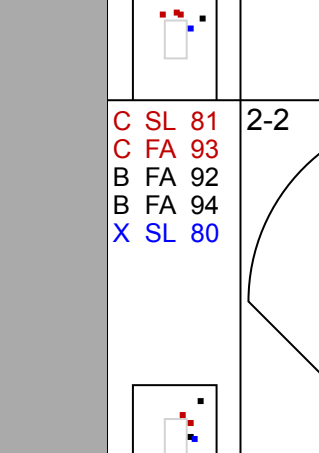





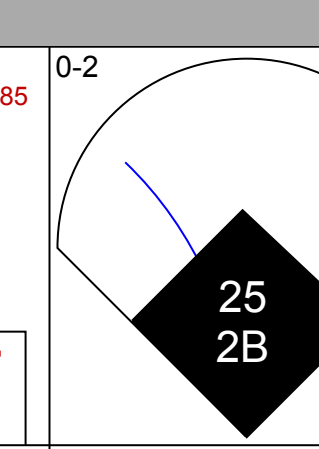
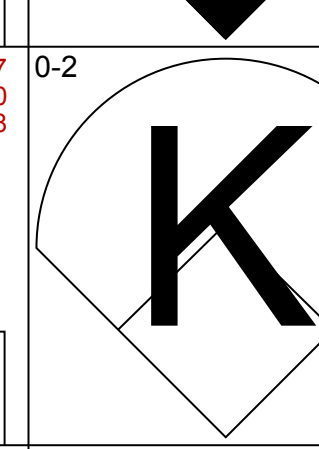
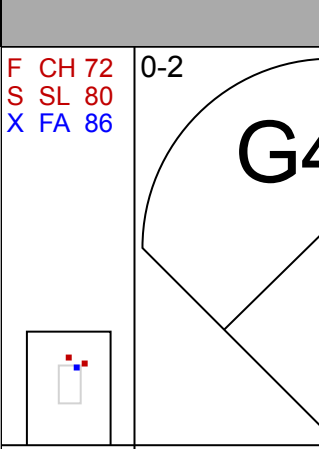
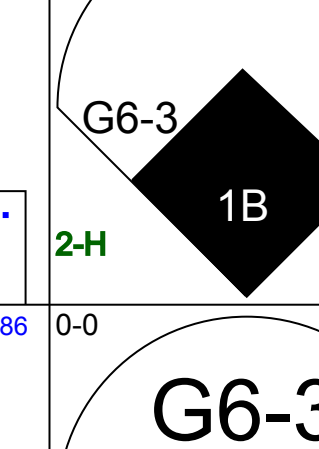
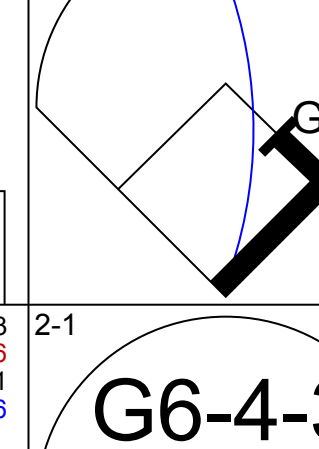
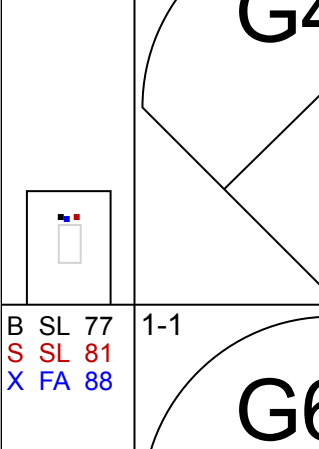
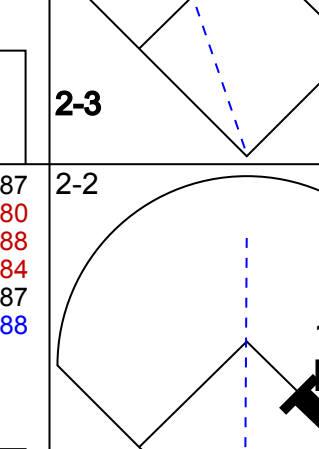
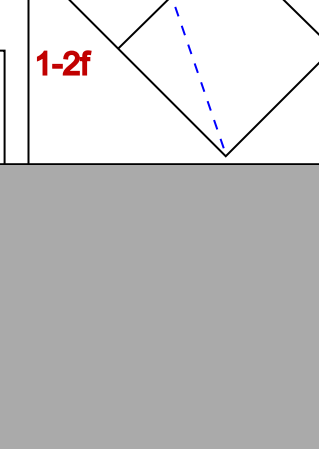
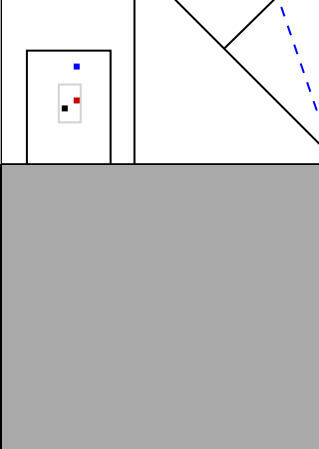
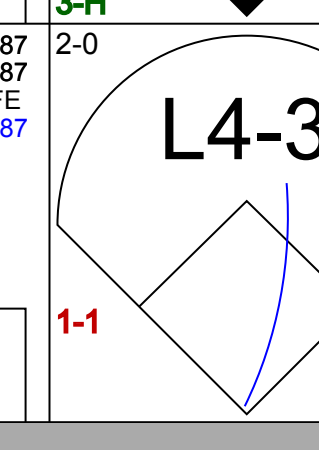

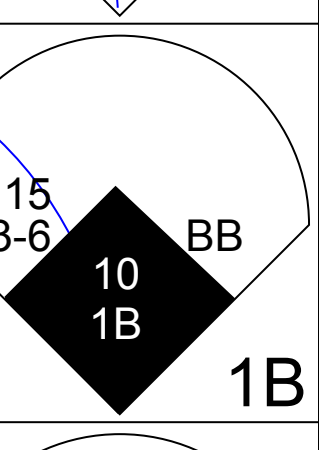
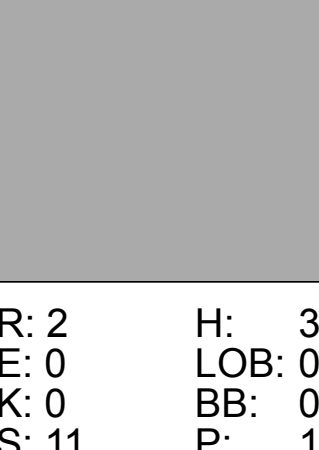
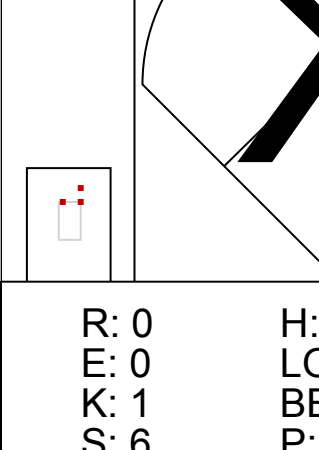
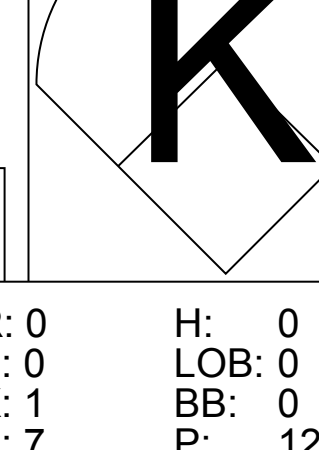




Batter	1	2	3	4	5	6	7	8	9	AB	R	H	RBI	BB	SO	LOB	BOTTOM					
15 Alex Rios, R OBP: 0.345, SLG: 0.535										4	2	2	0	1	1	0						
10 Vernon Wells, R OBP: 0.315, SLG: 0.411										3	1	2	4	1	1	1						
Matt Stairs, L OBP: 0.352, SLG: 0.523										3	1	1	0	1	1	4						
25 Troy Glaus, R OBP: 0.407, SLG: 0.571										3	1	1	1	0	0	2						
Frank Thomas, R OBP: 0.370, SLG: 0.383										4	0	2	2	0	1	3						
9 Gregg Zaun, S OBP: 0.275, SLG: 0.333										4	0	0	0	0	0	2						
2 Aaron Hill, R OBP: 0.336, SLG: 0.452										4	0	0	0	0	1	0						
26 Adam Lind, L OBP: 0.287, SLG: 0.403										4	1	1	0	0	1	0						
6 John McDonald, R OBP: 0.319, SLG: 0.400										4	1	1	0	0	0	0						
Inning Stats	R: 1 E: 0 K: 0 S: 9	H: 2 LOB: 0 BB: 0 P: 13	R: 0 E: 0 K: 1 S: 8	H: 1 LOB: 0 BB: 0 P: 13	R: 4 E: 0 K: 0 S: 16	H: 4 LOB: 1 BB: 1 P: 29	R: 2 E: 0 K: 1 S: 15	H: 3 LOB: 3 BB: 1 P: 25	R: 0 E: 0 K: 1 S: 11	H: 0 LOB: 0 BB: 0 P: 18	R: 0 E: 1 K: 1 S: 9	H: 0 LOB: 2 BB: 1 P: 17	R: 0 E: 0 K: 1 S: 8	H: 0 LOB: 0 BB: 0 P: 12	R: 0 E: 0 K: 1 S: 7	H: 0 LOB: 0 BB: 0 P: 10	1B: 7 2B: 2 3B: 1 HR: 1	SF: 0 SAC: 0 DP: 2 HBP: 1	WP: 0 PB: 0 SB: 1 CS: 0	PA: 37		
PITCHER	IP	WLS	BF	H	R	ER	SO	BB	IBB	HBP	BLK	WP	HR	S	P	ERA	WHIP					
Levale Speigner, R ERA: 8.76	3.1	L	20	10	7	7	1	2	0	0	0	0	1	43	72	18.90	3.600					
52 Saul Rivera, R ERA: 3.23	2.2		11	0	0	0	3	1	0	1	0	0	0	25	43	0.00	0.375					
43 Jesus Colome, R ERA: 2.57	1.0		3	0	0	0	1	0	0	0	0	0	0	8	12	0.00	0.000					
34 Ray King, L ERA: 6.48	1.0		3	0	0	0	1	0	0	0	0	0	0	7	10	0.00	0.000					

Washington Nationals @ Toronto Blue Jays
Rogers Centre, Toronto, ON
Sat Jun 16 2007, 1:07 PM EDT
Att: 26,342 - Sunny - 81 F

AB	33
R	7
H	10
RBI	7
BB	3
SO	6
LOB	12

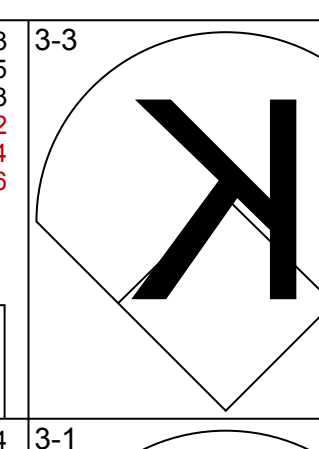
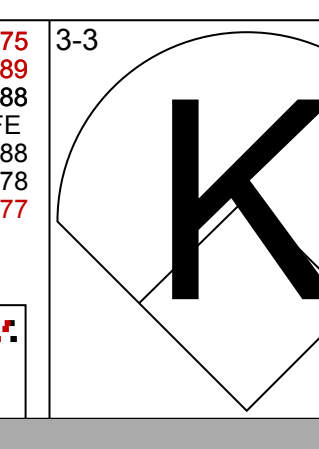
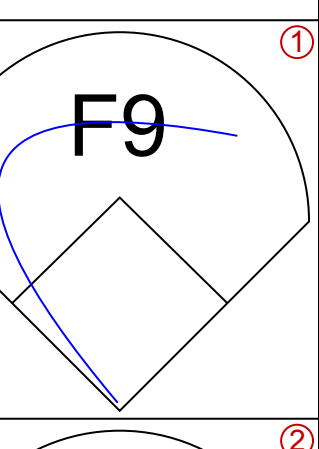
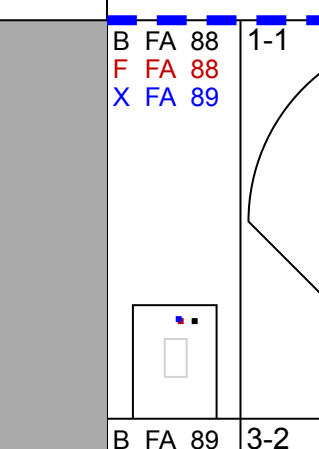
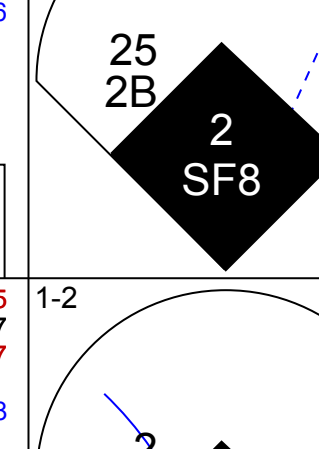
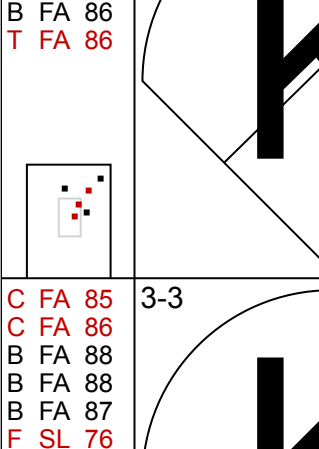

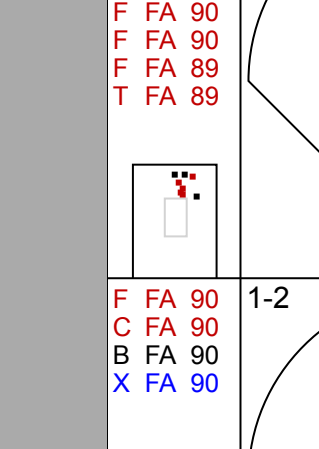
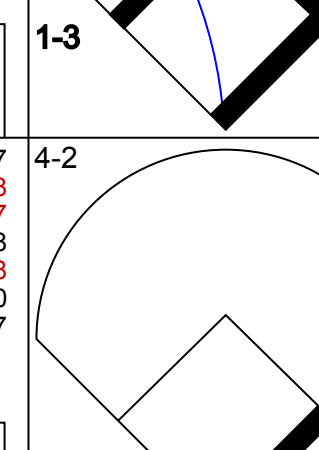
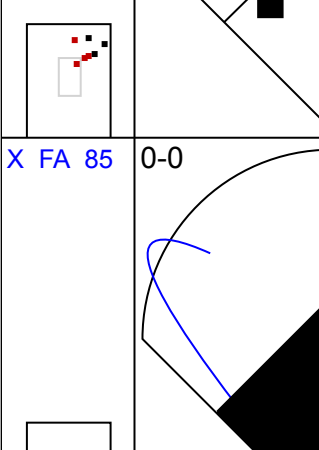
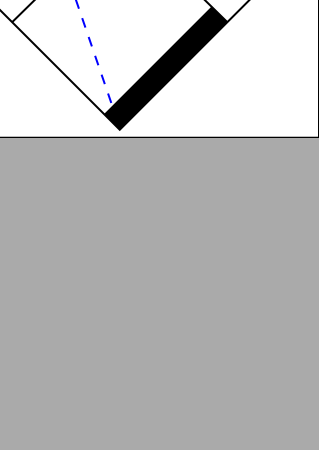

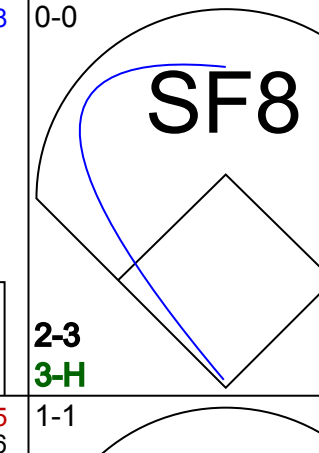
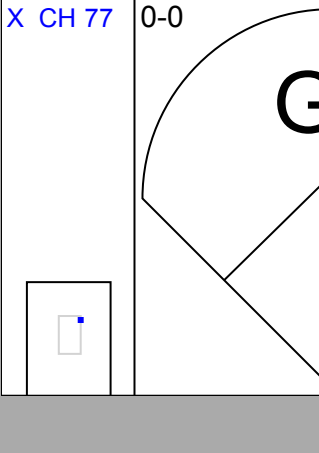

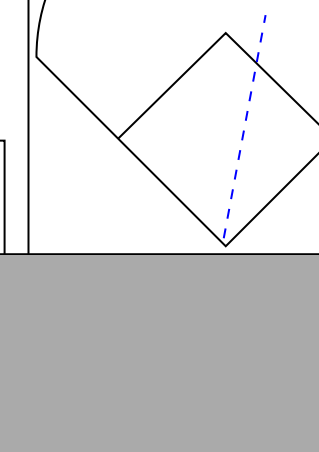

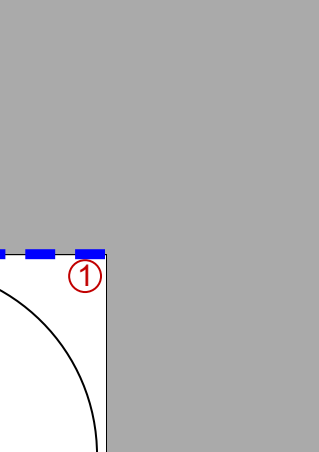

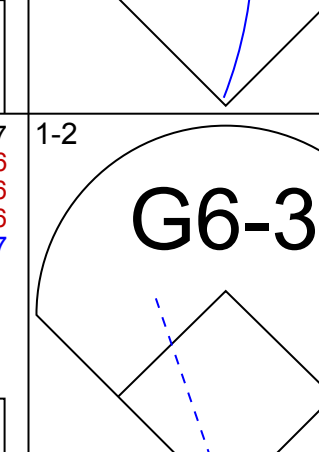
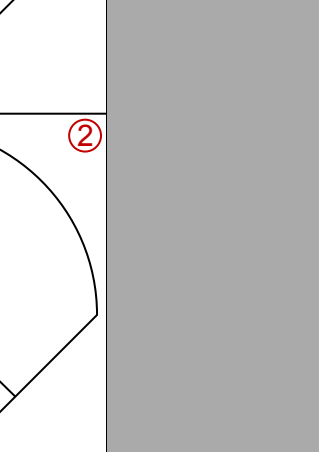


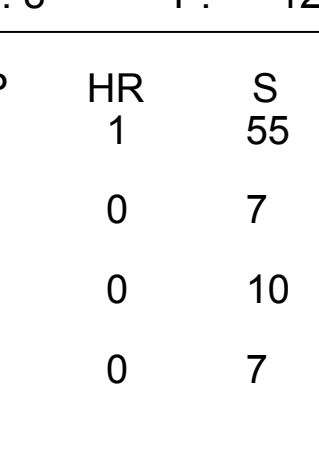





Batter	1	2	3	4	5	6	7	8	9	AB	R	H	RBI	BB	SO	LOB	TOP										
15 Cristian Guzman, S OBP: 0.372, SLG: 0.436										4	0	0	0	0	1	2											
10 Ronnie Belliard, R OBP: 0.282, SLG: 0.365										4	0	1	1	0	0	0											
11 Ryan Zimmerman, R OBP: 0.310, SLG: 0.451										4	1	1	1	0	0	2											
21 Dmitri Young, S OBP: 0.394, SLG: 0.507										4	1	1	0	0	1	0											
25 Austin Kearns, R OBP: 0.326, SLG: 0.394										4	1	2	1	0	1	0											
Brian Schneider, L OBP: 0.313, SLG: 0.332										4	0	0	0	0	1	2											
Tony Batista, R Nook Logan, S OBP: 0.253, SLG: 0.291										3	0	1	1	0	0	0											
13 Robert Fick, L OBP: 0.290, SLG: 0.244										3	1	1	0	0	0	1											
Ryan Langerhans, L OBP: 0.299, SLG: 0.275										2	0	0	0	1	2	0											
Inning Stats	R: 0 E: 0 K: 1 S: 7	H: 0 LOB: 0 BB: 0 P: 8	R: 2 E: 0 K: 0 S: 11	H: 3 LOB: 0 BB: 0 P: 15	R: 0 E: 0 K: 1 S: 6	H: 0 LOB: 0 BB: 0 P: 8	R: 1 E: 0 K: 1 S: 8	H: 2 LOB: 0 BB: 0 P: 11	R: 1 E: 0 K: 0 S: 12	H: 2 LOB: 2 BB: 1 P: 18	R: 0 E: 0 K: 0 S: 7	H: 0 LOB: 0 BB: 0 P: 9	R: 0 E: 0 K: 1 S: 7	H: 0 LOB: 0 BB: 0 P: 12	R: 0 E: 0 K: 0 S: 9	H: 0 LOB: 0 BB: 0 P: 13	R: 0 E: 0 K: 2 S: 8	H: 0 LOB: 0 BB: 0 P: 12	1B: 4 2B: 3 3B: 0 HR: 1	SF: 0 SAC: 0 DP: 2 HBP: 0	WP: 0 PB: 0 SB: 0 CS: 0	PA: 33					
PITCHER	IP	WLS	BF	H	R	ER	SO	BB	IBB	HBP	BLK	WP	HR	S	P	ERA	WHIP										
Josh Towers, R ERA: 5.29	7.0	L	27	7	4	4	4	1	0	0	0	0	1	58	81	5.14	1.143										
54 Jason Frasor, R ERA: 3.34	1.0		3	0	0	0	0	0	0	0	0	0	0	9	13	0.00	0.000										
49 Jeremy Accardo, R ERA: 2.2	1.0		3	0	0	0	2	0	0	0	0	0	0	8	12	0.00	0.000										

Washington Nationals @ Toronto Blue Jays
Rogers Centre, Toronto, ON
Sun Jun 17 2007, 1:07 PM EDT
Att: 28,867 - Partly Cloudy - 79 F

AB	32
R	4
H	7
RBI	4
BB	1
SO	6
LOB	7



Batter	1	2	3	4	5	6	7	8	9	AB	R	H	RBI	BB	SO	LOB	BOTTOM										
15 Alex Rios, R OBP: 0.340, SLG: 0.527										4	0	0	0	0	2	2											
10 Vernon Wells, R OBP: 0.314, SLG: 0.409										4	1	1	0	0	3	1											
25 Troy Glaus, R OBP: 0.404, SLG: 0.569										4	0	1	0	0	1	1											
Frank Thomas, R OBP: 0.376, SLG: 0.399										2	1	1	1	2	0	0											
2 Aaron Hill, R OBP: 0.333, SLG: 0.446										3	0	0	1	0	1	1											
59 Curtis Thigpen, R OBP: 0.375, SLG: 0.438										3	0	0	0	0	0	3											
Matt Stairs, L OBP: 0.349, SLG: 0.519										1	0	0	0	0	0	0											
Jason Phillips, R OBP: 0.290, SLG: 0.294										2	0	0	0	0	0	0											
9 Gregg Zaun, S OBP: 0.272, SLG: 0.329										1	0	0	0	0	0	0											
26 Adam Lind, L OBP: 0.283, SLG: 0.397										3	0	0	0	0	0	0											
Royce Clayton, R OBP: 0.297, SLG: 0.333										2	0	1	0	1	1	0											
Inning Stats	R: 1 E: 0 K: 1 S: 14	H: 2 LOB: 2 BB: 1 P: 26	R: 0 E: 0 K: 1 S: 13	H: 1 LOB: 0 BB: 0 P: 19	R: 1 E: 0 K: 2 S: 9	H: 1 LOB: 0 BB: 0 P: 15	R: 0 E: 0 K: 0 S: 8	H: 0 LOB: 0 BB: 0 P: 12	R: 0 E: 0 K: 1 S: 7	H: 0 LOB: 1 BB: 1 P: 15	R: 0 E: 0 K: 1 S: 4	H: 0 LOB: 0 BB: 1 P: 9	R: 0 E: 0 K: 1 S: 7	H: 0 LOB: 0 BB: 0 P: 12	R: 0 E: 0 K: 1 S: 10	H: 0 LOB: 0 BB: 0 P: 15	R: 0 E: 0 K: 0 S: 7	H: 0 LOB: 0 BB: 0 P: 11	1B: 2 2B: 1 3B: 0 HR: 1	SF: 1 SAC: 0 DP: 1 HBP: 0	WP: 0 PB: 0 SB: 0 CS: 0	PA: 33					
PITCHER	IP	WLS	BF	H	R	ER	SO	BB	IBB	HBP	BLK	WP	HR	S	P	ERA	WHIP										
59 Micah Bowie, L ERA: 3.78	6.0	W	24	4	2	2	6	3	0	0	0	0	0	55	96	3.00	1.167										
43 Jesus Colome, R ERA: 2.51	1.0	H	3	0	0	0	1	0	0	0	0	0	0	7	12	0.00	0.000										
Jon Rauch, R ERA: 4.89	1.0	H	3	0	0	0	1	0	0	0	0	0	0	10	15	0.00	0.000										
32 Chad Cordero, R ERA: 2.73	1.0	S	3	0	0	0	0	0	0	0	0	0	0	7	11	0.00	0.000										

Washington Nationals @ Toronto Blue Jays
Rogers Centre, Toronto, ON
Sun Jun 17 2007, 1:07 PM EDT
Att: 28,867 - Partly Cloudy - 79 F

AB	29
R	2
H	4
RBI	2
BB	3
SO	8
LOB	8



Batter	1	2	3	4	5	6	7	8	9	AB	R	H	RBI	BB	SO	LOB	TOP											
15 Rafael Furcal, S OBP: 0.342, SLG: 0.364 6 Tony Abreu, S OBP: 0.277, SLG: 0.400	G3		F7		F8			G3-1		3	0	0	0	0	0	2	Los Angeles Dodgers @ Toronto Blue Jays Rogers Centre, Toronto, ON Wed Jun 20 2007, 7:07 PM EDT Att: 24,413 - Clear - 73 F											
9 Juan Pierre, L OBP: 0.310, SLG: 0.329	G1		F7			G6-3		G6-3		4	0	0	0	0	1													
5 Nomar Garciaparra, R OBP: 0.334, SLG: 0.341 Marlon Anderson, L OBP: 0.320, SLG: 0.261	1B		P6			G5-3		K		3	0	1	0	0	1													
12 Jeff Kent, R OBP: 0.348, SLG: 0.444	G6-3			BB			1B		K	3	0	1	0	1	1													
Luis Gonzalez, L OBP: 0.378, SLG: 0.476 27 Matt Kemp, R OBP: 0.415, SLG: 0.500	1B		F9				K		K	2	0	1	0	0	1													
55 Russell Martin, R OBP: 0.358, SLG: 0.460 Mike Lieberthal, R OBP: 0.263, SLG: 0.229	K		G1-6-3						G4-3	2	0	0	0	1	2													
Olmedo Saenz, R OBP: 0.343, SLG: 0.421	K									3	0	0	0	0	1													
Wilson Betemit, S OBP: 0.338, SLG: 0.422	G3									3	0	0	0	0	1													
16 Andre Ethier, L OBP: 0.323, SLG: 0.419										3	1	3	1	0	0													
Inning Stats	R: 0 E: 0 K: 0 S: 9	H: 1 LOB: 1 BB: 0 P: 12	R: 0 E: 0 K: 2 S: 11	H: 1 LOB: 1 BB: 0 P: 15	R: 0 E: 0 K: 0 S: 9	H: 1 LOB: 1 BB: 0 P: 13	R: 0 E: 0 K: 0 S: 5	H: 0 LOB: 0 BB: 0 P: 11	R: 0 E: 0 K: 1 S: 8	H: 1 LOB: 1 BB: 0 P: 10	R: 0 E: 0 K: 0 S: 7	H: 0 LOB: 0 BB: 0 P: 8	R: 1 E: 0 K: 1 S: 12	H: 1 LOB: 0 BB: 0 P: 18	R: 0 E: 0 K: 2 S: 7	H: 0 LOB: 0 BB: 0 P: 9		1B: 5 2B: 0 3B: 0 HR: 1	SF: 0 SAC: 0 DP: 1 HBP: 0	WP: 0 PB: 0 SB: 0 CS: 0	PA: 33							
PITCHER	IP	WLS	BF	H	R	ER	SO	BB	IBB	HBP	BLK	WP	HR	S	P	ERA	WHIP											
32 Roy Halladay, R ERA: 4.08 44 Casey Janssen, R ERA: 0.95	8.0	W	30	6	1	1	4	1	0	0	0	0	0	1	69	98	1.12	0.875										

Batter	1	2	3	4	5	6	7	8	9	AB	R	H	RBI	BB	SO	LOB	BOTTOM											
15 Alex Rios, R OBP: 0.343, SLG: 0.527	F8		F8		G5-3			K		5	1	1	2	0	1	1	Los Angeles Dodgers @ Toronto Blue Jays Rogers Centre, Toronto, ON Wed Jun 20 2007, 7:07 PM EDT Att: 24,413 - Clear - 73 F											
10 Vernon Wells, R OBP: 0.304, SLG: 0.395	G4-3		P5		G6-3			K		5	0	0	0	0	1	2												
25 Troy Glaus, R OBP: 0.405, SLG: 0.566 Howie Clark, L OBP: 0.450, SLG: 0.375	P3		HR		K			G3-1		3	1	0	0	1	1	0												
Frank Thomas, R OBP: 0.372, SLG: 0.412	HR				K			F8		4	2	2	4	0	1	0												
2 Aaron Hill, R OBP: 0.333, SLG: 0.447	1B				HR			F7		4	2	2	0	0	0	0												
9 Gregg Zaun, S OBP: 0.295, SLG: 0.395	HR				G4-3					3	3	3	3	1	0	0												
Matt Stairs, L ERA: 6.65 26 Adam Lind, L OBP: 0.277, SLG: 0.388	HR				G4-3			L6		2	2	1	1	1	0	1												
59 Curtis Thigpen, R OBP: 0.333, SLG: 0.381	HR				E6			G4-3		4	1	1	2	0	0	1												
6 John McDonald, R OBP: 0.305, SLG: 0.383	K		G6-3		P3			G4-3		4	0	0	0	0	1	4												
Inning Stats	R: 0 E: 0 K: 0 S: 8	H: 0 LOB: 0 BB: 0 P: 13	R: 8 E: 0 K: 1 S: 28	H: 6 LOB: 2 BB: 2 P: 48	R: 2 E: 0 K: 0 S: 9	H: 2 LOB: 0 BB: 0 P: 16	R: 0 E: 0 K: 2 S: 10	H: 0 LOB: 0 BB: 0 P: 13	R: 2 E: 1 K: 0 S: 13	H: 2 LOB: 1 BB: 0 P: 19	R: 0 E: 0 K: 0 S: 7	H: 0 LOB: 0 BB: 0 P: 12	R: 0 E: 0 K: 0 S: 8	H: 0 LOB: 1 BB: 1 P: 17	R: 0 E: 0 K: 2 S: 11	H: 0 LOB: 0 BB: 0 P: 14		1B: 3 2B: 4 3B: 0 HR: 3	SF: 0 SAC: 0 DP: 0 HBP: 0	WP: 0 PB: 0 SB: 0 CS: 0	PA: 38							
PITCHER	IP	WLS	BF	H	R	ER	SO	BB	IBB	HBP	BLK	WP	HR	S	P	ERA	WHIP											
56 Hung-Chih Kuo, L ERA: 6.65 Brett Tomko, R ERA: 5.8 Joe Beimel, L ERA: 0.36 51 Jonathan Broxton, R ERA: 3.53 44 Takashi Saito, R ERA: 1.55	1.2	L	13	6	8	8	1	2	0	0	0	0	0	1	34	56	43.20	4.800										



Batter	1	2	3	4	5	6	7	8	9	AB	R	H	RBI	BB	SO	LOB	TOP										
15 Rafael Furcal, S OBP: 0.343, SLG: 0.362	F8					P2	FC6-4			4	0	1	1	1	0	3	Los Angeles Dodgers @ Toronto Blue Jays Rogers Centre, Toronto, ON Thu Jun 21 2007, 7:07 PM EDT Att: 25,265 - Clear - 73 F										
9 Juan Pierre, L OBP: 0.309, SLG: 0.330	B2-3		FC4-6					G1-3		5	1	1	0	0	0	4											
5 Nomar Garciaparra, R OBP: 0.321, SLG: 0.336	G6-3				G5-3					5	1	1	0	0	0	3											
12 Jeff Kent, R OBP: 0.349, SLG: 0.460		L8								5	2	2	2	0	2	0											
Luis Gonzalez, L OBP: 0.375, SLG: 0.468		G3			F7					4	1	0	0	1	0	0											
55 Russell Martin, R OBP: 0.355, SLG: 0.458										5	1	1	2	0	1	0											
Marlon Anderson, L OBP: 0.333, SLG: 0.250										1	0	0	0	1	0	0											
Olmedo Saenz, R OBP: 0.347, SLG: 0.424										2	0	1	1	0	1	0											
52 Randy Wolf, L OBP: 0.241, SLG: 0.200										0	1	0	0	0	0	0											
16 Andre Ethier, L OBP: 0.329, SLG: 0.419										0	0	0	0	1	0	0											
27 Matt Kemp, R OBP: 0.442, SLG: 0.550										2	1	2	1	0	0	0											
6 Tony Abreu, S OBP: 0.287, SLG: 0.405										4	0	2	1	0	0	3											
Inning Stats	R: 0 E: 0 K: 0 S: 6	H: 0 LOB: 0 BB: 0 P: 8	R: 0 E: 0 K: 0 S: 6	H: 0 LOB: 0 BB: 13	R: 0 E: 0 K: 0 S: 10	H: 0 LOB: 2 BB: 3 P: 25	R: 0 E: 0 K: 1 S: 6	H: 0 LOB: 0 BB: 0 P: 10	R: 0 E: 0 K: 1 S: 10	H: 1 LOB: 2 BB: 0 P: 16	R: 2 E: 0 K: 0 S: 15	H: 2 LOB: 0 BB: 0 P: 24	R: 0 E: 0 K: 1 S: 6	H: 1 LOB: 1 BB: 0 P: 10	R: 6 E: 0 K: 0 S: 20	H: 7 LOB: 2 BB: 1 P: 34	R: 0 E: 0 K: 2 S: 8	H: 0 LOB: 0 BB: 0 P: 12	1B: 6 2B: 4 3B: 0 HR: 1	SF: 0 SAC: 0 DP: 0 HBP: 1	WP: 0 PB: 0 SB: 0 CS: 0	PA: 42					
PITCHER	IP	WLS	BF	H	R	ER	SO	BB	IBB	HBP	BLK	WP	HR	S	P	ERA	WHIP										
28 Shaun Marcum, R ERA: 3.38	6.0		24	3	2	2	1	3	0	1	0	0	1	53	96	3.00	1.000										
37 Scott Downs, L ERA: 2.59	1.1	H	5	1	0	0	1	0	0	0	0	0	0	8	13	0.00	0.750										
44 Casey Janssen, R ERA: 2.37	0.0	L	6	5	4	4	0	0	1	0	0	0	0	8	18	∞	∞										
54 Jason Frasor, R ERA: 3.26	0.2		4	2	2	2	0	0	0	0	0	0	0	10	13	27.00	3.000										
49 Jeremy Accardo, R ERA: 2.12	1.0		3	0	0	0	2	0	0	0	0	0	0	8	12	0.00	0.000										

Batter	1	2	3	4	5	6	7	8	9	AB	R	H	RBI	BB	SO	LOB	BOTTOM										
15 Alex Rios, R OBP: 0.338, SLG: 0.517	F8	F9				L9				5	0	0	0	0	1	2	Los Angeles Dodgers @ Toronto Blue Jays Rogers Centre, Toronto, ON Thu Jun 21 2007, 7:07 PM EDT Att: 25,265 - Clear - 73 F										
10 Vernon Wells, R OBP: 0.299, SLG: 0.387	F9									5	0	0	0	0	2	1											
Matt Stairs, L OBP: 0.372, SLG: 0.561										3	2	2	0	1	0	0											
25 Troy Glaus, R OBP: 0.402, SLG: 0.556										3	0	0	0	1	0	2											
Frank Thomas, R OBP: 0.374, SLG: 0.408										2	0	0	0	2	1	2											
9 Gregg Zaun, S OBP: 0.293, SLG: 0.390										1	1	0	2	1	0	1											
2 Aaron Hill, R OBP: 0.336, SLG: 0.458										3	1	1	2	1	1	2											
26 Adam Lind, L OBP: 0.272, SLG: 0.380										4	0	0	0	0	2	3											
6 John McDonald, R OBP: 0.314, SLG: 0.398										3	0	2	0	0	0	0											
Howie Clark, L OBP: 0.429, SLG: 0.353										1	0	0	0	0	0	0											
Inning Stats	R: 0 E: 0 K: 0 S: 8	H: 2 LOB: 1 BB: 1 P: 16	R: 2 E: 0 K: 2 S: 21	H: 2 LOB: 1 BB: 1 P: 32	R: 0 E: 0 K: 0 S: 6	H: 0 LOB: 0 BB: 0 P: 10	R: 0 E: 0 K: 1 S: 9	H: 0 LOB: 1 BB: 1 P: 16	R: 0 E: 0 K: 1 S: 7	H: 0 LOB: 0 BB: 0 P: 10	R: 1 E: 0 K: 1 S: 9	H: 1 LOB: 1 BB: 1 P: 17	R: 0 E: 0 K: 1 S: 12	H: 1 LOB: 1 BB: 0 P: 17	R: 1 E: 0 K: 0 S: 14	H: 1 LOB: 2 BB: 2 P: 27	R: 0 E: 0 K: 1 S: 7	H: 0 LOB: 0 BB: 0 P: 8	1B: 2 2B: 2 3B: 0 HR: 1	SF: 2 SAC: 0 DP: 0 HBP: 0	WP: 0 PB: 0 SB: 0 CS: 0	PA: 38					
PITCHER	IP	WLS	BF	H	R	ER	SO	BB	IBB	HBP	BLK	WP	HR	S	P	ERA	WHIP										
58 Chad Billingsley, R ERA: 3.28	3.2		16	2	2	2	2	3	0	0	0	0	1	41	70	4.91	1.364										
Mark Hendrickson, L ERA: 4.48	2.2		11	2	1	1	2	0	1	0	0	0	0	26	40	3.38	0.750										
Rudy Seanez, R ERA: 0.74	0.2	W	4	1	1	1	1	1	0	0	0	0	0	10	19	13.50	3.000										
51 Jonathan Broxton, R ERA: 3.44	1.0		4	0	0	0	1	1	0	0	0	0	0	9	16	0.00	1.000										
44 Takashi Saito, R ERA: 1.5	1.0		3	0	0	0	1	0	0	0	0	0	0	7	8	0.00	0.000										



Batter	1	2	3	4	5	6	7	8	9	AB	R	H	RBI	BB	SO	LOB	TOP								
3 Willy Taveras, R OBP: 0.363, SLG: 0.380	F7		17 BB 27 SF7 1B			P3			P6	4	1	1	0	1	0	1									
Kazuo Matsui, S OBP: 0.347, SLG: 0.479	F7		11 BB 2B			P6			F8	4	1	1	0	1	0	2									
5 Matt Holliday, R OBP: 0.402, SLG: 0.605	2B		F9			F9			BB	5	0	2	0	0	1	4									
17 Todd Helton, L OBP: 0.447, SLG: 0.482	G3		11 BB 2B			G4-3			K	4	0	0	0	1	1	5									
27 Garrett Atkins, R OBP: 0.323, SLG: 0.404			SF7						L9	2	1	0	1	1	1	1									
11 Brad Hawpe, L OBP: 0.387, SLG: 0.538										3	1	1	1	1	2	0									
2 Troy Tulowitzki, R OBP: 0.353, SLG: 0.412										3	2	1	1	1	0	0									
10 Jeff Baker, R OBP: 0.309, SLG: 0.375										3	0	0	1	0	0	2									
8 Yorvit Torrealba, R OBP: 0.298, SLG: 0.329										2	0	0	0	0	2	1									
20 Chris Iannetta, R OBP: 0.323, SLG: 0.330										2	0	1	1	0	0	0									
Inning Stats	R: 0 E: 0 K: 0 S: 7	H: 1 LOB: 1 BB: 0 P: 13	R: 1 E: 0 K: 3 S: 12	H: 1 LOB: 1 BB: 0 P: 17	R: 2 E: 0 K: 0 S: 14	H: 2 LOB: 2 BB: 2 P: 26	R: 0 E: 0 K: 1 S: 8	H: 0 LOB: 0 BB: 0 P: 15	R: 0 E: 0 K: 0 S: 7	H: 1 LOB: 1 BB: 0 P: 9	R: 3 E: 1 K: 0 S: 10	H: 0 LOB: 0 BB: 3 P: 24	R: 0 E: 0 K: 2 S: 11	H: 0 LOB: 1 BB: 1 P: 18	R: 0 E: 0 K: 1 S: 6	H: 0 LOB: 0 BB: 0 P: 8	R: 0 E: 0 K: 0 S: 14	H: 2 LOB: 2 BB: 0 P: 24	1B: 3 2B: 3 3B: 0 HR: 1	SF: 1 SAC: 0 DP: 0 HBP: 1	WP: 1 PB: 0 SB: 0 CS: 0	PA: 40			
PITCHER	IP	WLS	BF	H	R	ER	SO	BB	IBB	HBP	BLK	WP	HR	S	P	ERA	WHIP								
48 Ty Taubenheim, R ERA: 9.0	5.0		24	5	5	5	4	4	0	1	0	1	1	52	92	9.00	1.800								
40 Brian Wolfe, L ERA: 3.95	1.0	W	4	0	1	0	0	1	0	0	0	0	0	6	12	0.00	1.000								
37 Scott Downs, L ERA: 2.64	2.0	H	7	0	0	0	3	1	0	0	0	0	0	17	26	0.00	0.500								
44 Casey Janssen, R ERA: 2.31	1.0		5	2	0	0	0	0	0	0	0	0	0	14	24	0.00	2.000								

Colorado Rockies @ Toronto Blue Jays
Rogers Centre, Toronto, ON
Sat Jun 23 2007, 1:07 PM EDT
Att: 32,482 - Sunny - 61 F

AB	32
R	6
H	7
RBI	5
BB	6
SO	7
LOB	16



Batter	1	2	3	4	5	6	7	8	9	AB	R	H	RBI	BB	SO	LOB	BOTTOM								
10 Vernon Wells, R OBP: 0.302, SLG: 0.394	G6-3		G6-3	F8		G6-3				4	0	0	1	1	0	1									
15 Alex Rios, R OBP: 0.343, SLG: 0.524	P4		1B	L8		HBP			L9	4	1	1	0	0	0	3									
Matt Stairs, L OBP: 0.380, SLG: 0.577	HR		25 BB 1B			G5-3 BB			G4-3	5	2	4	2	0	0	0									
25 Troy Glaus, R OBP: 0.407, SLG: 0.557	HR		2 BB 1B			L5			G6-3	4	3	2	0	1	0	3									
Frank Thomas, R OBP: 0.382, SLG: 0.427	HR		2 BB 1B			BB			FC5-4 1B	4	1	4	4	1	0	0									
2 Aaron Hill, R OBP: 0.336, SLG: 0.459	G6-3		26 BB 1B			G5-3			FC5-4 1B	5	2	2	0	0	0	4									
26 Adam Lind, L OBP: 0.276, SLG: 0.395	G4-3		1B			L7			G3	5	0	2	2	0	0	1									
Jason Phillips, R OBP: 0.284, SLG: 0.287	G6-3		G5-3							2	0	0	0	0	0	2									
9 Gregg Zaun, S OBP: 0.330, SLG: 0.410										1	1	1	1	2	0	0									
6 John McDonald, R OBP: 0.308, SLG: 0.386	G1-3					E3 1B				4	1	1	1	0	0	1									
Inning Stats	R: 3 E: 0 K: 0 S: 14	H: 3 LOB: 0 BB: 0 P: 22	R: 0 E: 0 K: 0 S: 7	H: 0 LOB: 0 BB: 0 P: 14	R: 3 E: 0 K: 0 S: 17	H: 5 LOB: 2 BB: 1 P: 28	R: 0 E: 0 K: 0 S: 9	H: 0 LOB: 0 BB: 0 P: 13	R: 0 E: 0 K: 0 S: 9	H: 1 LOB: 1 BB: 1 P: 16	R: 2 E: 1 K: 0 S: 16	H: 1 LOB: 2 BB: 1 P: 30	R: 0 E: 0 K: 0 S: 12	H: 3 LOB: 3 BB: 2 P: 27	R: 2 E: 0 K: 0 S: 13	H: 4 LOB: 2 BB: 0 P: 20	1B: 13 2B: 2 3B: 0 HR: 2	SF: 0 SAC: 0 DP: 1 HBP: 1	WP: 0 PB: 0 SB: 0 CS: 0	PA: 44					
PITCHER	IP	WLS	BF	H	R	ER	SO	BB	IBB	HBP	BLK	WP	HR	S	P	ERA	WHIP								
28 Aaron Cook, R ERA: 4.93	5.1	L	27	9	8	6	0	3	0	0	0	0	2	63	105	4.93	2.250								
50 Jorge Julio, R ERA: 6.23	0.1		2	0	0	0	0	0	0	0	0	0	0	3	7	0.00	0.000								
Tom Martin, L ERA: 3.71	1.0		6	3	1	1	0	1	0	0	0	0	0	14	30	9.00	4.000								
60 Manny Corpas, R ERA: 2.89	1.1		9	5	2	2	0	1	0	0	0	0	0	17	28	13.50	4.500								

Colorado Rockies @ Toronto Blue Jays
Rogers Centre, Toronto, ON
Sat Jun 23 2007, 1:07 PM EDT
Att: 32,482 - Sunny - 61 F

AB	38
R	11
H	17
RBI	11
BB	5
SO	0
LOB	15



Batter	1	2	3	4	5	6	7	8	9	AB	R	H	RBI	BB	SO	LOB	TOP					
3 Willy Taveras, R OBP: 0.357, SLG: 0.374	G6-3			G5-3		G6-3			G5-3	4	0	0	0	0	0	1	Colorado Rockies @ Toronto Blue Jays Rogers Centre, Toronto, ON Sun Jun 24 2007, 1:07 PM EDT Att: 33,910 - Sunny - 79 F					
Kazuo Matsui, S OBP: 0.344, SLG: 0.469	K			BB		F8			F7	3	0	0	0	1	1							
5 Matt Holliday, R OBP: 0.399, SLG: 0.599	G6-3			K		K			K	3	0	0	0	0	2	1						
17 Todd Helton, L OBP: 0.443, SLG: 0.477		G4-3		G3-1		F7			F7	3	0	0	0	0	0	1						
27 Garrett Atkins, R OBP: 0.320, SLG: 0.399		F8				K			G4-3	3	0	0	0	0	1	0						
11 Brad Hawpe, L OBP: 0.383, SLG: 0.532		K				G1-3			G3	3	0	0	0	0	1	0						
2 Troy Tulowitzki, R OBP: 0.349, SLG: 0.407				K		G4-3			K	3	0	0	0	0	2	0						
10 Jeff Baker, R OBP: 0.310, SLG: 0.374				G1-3		P3			G5-3	3	0	1	0	0	0	0						
8 Yorvit Torrealba, R OBP: 0.293, SLG: 0.323				G6-3		G5-3			F8	3	0	0	0	0	0	1						
Inning Stats	R: 0 E: 0 K: 1 S: 8	H: 0 LOB: 0 BB: 0 P: 11	R: 0 E: 0 K: 1 S: 8	H: 0 LOB: 0 BB: 0 P: 13	R: 0 E: 0 K: 1 S: 5	H: 0 LOB: 0 BB: 0 P: 9	R: 0 E: 0 K: 1 S: 8	H: 0 LOB: 1 BB: 0 P: 19	R: 0 E: 0 K: 1 S: 10	H: 0 LOB: 0 BB: 0 P: 14	R: 0 E: 0 K: 0 S: 6	H: 0 LOB: 0 BB: 0 P: 9	R: 0 E: 0 K: 1 S: 8	H: 0 LOB: 0 BB: 0 P: 10	R: 0 E: 0 K: 1 S: 7	H: 0 LOB: 0 BB: 0 P: 8	R: 0 E: 0 K: 0 S: 13	H: 1 LOB: 1 BB: 0 P: 16	1B: 1 2B: 0 3B: 0 HR: 0	SF: 0 SAC: 0 DP: 0 HBP: 0	WP: 0 PB: 0 SB: 1 CS: 0	PA: 29
PITCHER 29 Dustin McGowan, R ERA: 4.83	IP: 9.0 WLS: W BF: 29 H: 1 R: 0 ER: 0 SO: 7 BB: 1 IBB: 0 HBP: 0 BLK: 0 WP: 0 HR: 0 S: 73 P: 109 ERA: 0.00 WHIP: 0.222															PITCHER						

AB	28
R	0
H	1
RBI	0
BB	1
SO	7
LOB	5



Batter	1	2	3	4	5	6	7	8	9	AB	R	H	RBI	BB	SO	LOB	BOTTOM			
10 Vernon Wells, R OBP: 0.302, SLG: 0.403	P4			HR		K			F9	4	1	1	3	0	1	1	Colorado Rockies @ Toronto Blue Jays Rogers Centre, Toronto, ON Sun Jun 24 2007, 1:07 PM EDT Att: 33,910 - Sunny - 79 F			
9 Grego Zaun, S OBP: 0.327, SLG: 0.395			K			F9			F8	3	0	0	0	1	1	1				
15 Alex Rios, R OBP: 0.338, SLG: 0.517	F8		G4-3			F9			F8	4	0	0	0	0	0	2				
Matt Stairs, L OBP: 0.376, SLG: 0.575	K		F7			2B			K	4	1	1	0	0	2	1				
Frank Thomas, R OBP: 0.380, SLG: 0.437	G5-3			HR		K			K	4	1	1	1	0	2	1				
2 Aaron Hill, R OBP: 0.340, SLG: 0.464	G6-3			1B		2B			G4-3	4	0	2	1	0	0	0				
26 Adam Lind, L OBP: 0.272, SLG: 0.389	G3			L5-3		F9			F9	3	0	0	0	0	0	2				
Howie Clark, L OBP: 0.458, SLG: 0.368			1B	G4-3						2	1	1	0	1	0	0				
6 John McDonald, R OBP: 0.316, SLG: 0.388			1B	10 HR		F9			F9	2	1	1	0	0	0	2				
Inning Stats	R: 0 E: 0 K: 1 S: 10	H: 0 LOB: 1 BB: 1 P: 18	R: 0 E: 0 K: 0 S: 8	H: 0 LOB: 0 BB: 0 P: 12	R: 3 E: 0 K: 1 S: 15	H: 2 LOB: 0 BB: 0 P: 25	R: 1 E: 0 K: 0 S: 5	H: 2 LOB: 0 BB: 0 P: 7	R: 0 E: 0 K: 1 S: 12	H: 1 LOB: 1 BB: 0 P: 22	R: 1 E: 0 K: 1 S: 17	H: 2 LOB: 2 BB: 1 P: 26	R: 0 E: 0 K: 0 S: 5	H: 0 LOB: 0 BB: 0 P: 5	R: 0 E: 0 K: 2 S: 14	H: 0 LOB: 0 BB: 0 P: 20	1B: 3 2B: 3 3B: 0 HR: 2	SF: 0 SAC: 0 DP: 1 HBP: 1	WP: 0 PB: 0 SB: 1 CS: 0	PA: 33
PITCHER Josh Fogg, R ERA: 4.81	IP: 6.0 WLS: L BF: 27 H: 7 R: 5 ER: 5 SO: 4 BB: 2 IBB: 0 HBP: 1 BLK: 0 WP: 0 HR: 2 S: 67 P: 110 ERA: 7.50 WHIP: 1.500															PITCHER				
35 Taylor Buchholz, R ERA: 4.88	IP: 2.0 WLS: 6 BF: 6 H: 0 R: 0 ER: 0 SO: 2 BB: 0 IBB: 0 HBP: 0 BLK: 0 WP: 0 HR: 0 S: 19 P: 25 ERA: 0.00 WHIP: 0.000															PITCHER				

AB	30
R	5
H	7
RBI	5
BB	2
SO	6
LOB	10



Batter	1	2	3	4	5	6	7	8	9	10	11	12	AB	R	H	RBI	BB	SO	LOB			
10 Vernon Wells, R OBP: 0.305, SLG: 0.420	F9					F9		F8					5	0	1	0	0	1	2			
15 Alex Rios, R OBP: 0.337, SLG: 0.524	G6-3			P6		G5-3				K		G4-3	5	0	0	0	0	1	2			
Matt Stairs, L OBP: 0.361, SLG: 0.564	K			K			F8			K		P6	5	0	0	0	0	3	1			
25 Troy Glaus, R OBP: 0.393, SLG: 0.532			K			K				K		G5-3	5	0	1	0	0	3	1			
Frank Thomas, R OBP: 0.373, SLG: 0.424					G5-3								4	0	0	0	0	2	1			
9 Gregg Zaun, S OBP: 0.321, SLG: 0.376													3	1	0	0	1	3	0			
2 Aaron Hill, R OBP: 0.338, SLG: 0.457				L9									4	0	1	0	0	1	0			
26 Adam Lind, L OBP: 0.272, SLG: 0.388				K									3	0	1	0	0	1	0			
6 John McDonald, R OBP: 0.312, SLG: 0.381													1	0	0	0	0	0	0			
Howie Clark, L OBP: 0.440, SLG: 0.368 (8, PH)				G6-3									0	0	0	1	0	0	0			
Royce Clayton, R OBP: 0.289, SLG: 0.324 (8, B)													1	0	0	0	0	0	0			
Inning Stats	R: 0 E: 0 K: 1 S: 10	H: 0 LOB: 0 BB: 0 P: 14	R: 0 E: 0 K: 3 S: 11	H: 0 LOB: 0 BB: 0 P: 15	R: 0 E: 0 K: 1 S: 7	H: 1 LOB: 1 BB: 0 P: 12	R: 0 E: 0 K: 2 S: 9	H: 1 LOB: 1 BB: 0 P: 9	R: 0 E: 0 K: 0 S: 6	H: 1 LOB: 0 BB: 0 P: 8	R: 1 E: 0 K: 0 S: 12	H: 1 LOB: 1 BB: 0 P: 17	R: 0 E: 0 K: 3 S: 9	H: 0 LOB: 0 BB: 0 P: 14	R: 0 E: 0 K: 1 S: 15	H: 0 LOB: 0 BB: 0 P: 19	R: 0 E: 0 K: 0 S: 4	H: 0 LOB: 0 BB: 0 P: 6	1B: 3 2B: 1 3B: 0 HR: 0	SF: 1 SAC: 2 DP: 1 HBP: 0	WP: 0 PB: 0 SB: 0 CS: 0	PA: 40
PITCHER	IP WLS BF H R ER SO BB IBB HBP BLK WP HR S P ERA WHIP	PITCHER																				
30 Scott Baker, R ERA: 3.77	7.0	0	25	4	1	0	9	0	0	0	0	0	0	0	1	1	0.00	0.000				
37 Dennys Reyes, L ERA: 4.86	0.1	H	1	0	0	0	0	0	0	0	0	0	0	0	1	1	0.00	0.000				
17 Pat Neshek, R ERA: 1.21	1.2	B	5	0	0	0	3	0	0	0	0	0	0	0	12	15	0.00	0.000				
36 Joe Nathan, R ERA: 2.43	2.0		6	0	0	0	3	0	0	0	0	0	0	0	24	33	0.00	0.000				
Juan Rincon, R ERA: 4.23	1.0	W	3	0	0	0	0	0	0	0	0	0	0	0	4	6	0.00	0.000				


TOP

Toronto Blue Jays @ Minnesota Twins
Hubert H. Humphrey Metrodome, Minneapolis, MN

Tue Jun 26 2007, 8:10 PM EDT
Att. 27,000 - Dome - 70 F

livebaseballscorecards.com

AB 36
R 1
H 4
RBI 1
BB 1
SO 15
LOB 7



Batter	1	2	3	4	5	6	7	8	9	10	11	12	AB	R	H	RBI	BB	SO	LOB							
Luis Castillo, S OBP: 0.349, SLG: 0.333	B1-3		G4-3			G1-4-3		G6-3					5	0	1	0	0	1	1							
Jason Bartlett, R OBP: 0.332, SLG: 0.300	B1-3			G6-3		G1-4-3							5	0	1	0	0	0	1							
7 Joe Mauer, L OBP: 0.400, SLG: 0.473	F7			E4		G3-1							5	0	1	0	0	0	1							
5 Michael Cuddyer, R OBP: 0.371, SLG: 0.446				F9									4	2	1	0	1	0	2							
Torii Hunter, R OBP: 0.350, SLG: 0.551				L8									5	0	1	0	0	0	2							
16 Jason Kubel, L OBP: 0.301, SLG: 0.396													3	0	1	1	1	1	0							
20 Lew Ford, R OBP: 0.313, SLG: 0.351 (10, PR)													1	0	1	0	0	0	0							
55 Mike Redmond, R OBP: 0.342, SLG: 0.364													4	0	0	0	1	0	3							
Jason Tyner, L OBP: 0.323, SLG: 0.333													4	0	1	0	0	2	2							
Jeff Cirillo, R OBP: 0.353, SLG: 0.369 (12, PH)													1	0	1	1	0	0	0							
8 Nick Punto, S OBP: 0.314, SLG: 0.279													4	0	0	0	0	0	1							
Inning Stats	R: 0 E: 0 K: 0 S: 6	H: 0 LOB: 0 BB: 0 P: 8	R: 0 E: 0 K: 0 S: 8	H: 0 LOB: 0 BB: 0 P: 10	R: 0 E: 0 K: 0 S: 11	H: 1 LOB: 1 BB: 0 P: 15	R: 0 E: 1 K: 0 S: 11	H: 1 LOB: 1 BB: 0 P: 17	R: 0 E: 0 K: 0 S: 6	H: 0 LOB: 0 BB: 0 P: 7	R: 1 E: 0 K: 0 S: 10	H: 2 LOB: 1 BB: 1 P: 16	R: 0 E: 0 K: 1 S: 8	H: 0 LOB: 0 BB: 0 P: 11	R: 0 E: 0 K: 0 S: 6	H: 1 LOB: 0 BB: 0 P: 8	R: 0 E: 0 K: 0 S: 11	H: 0 LOB: 2 BB: 1 P: 19	R: 0 E: 0 K: 1 S: 9	H: 0 LOB: 0 BB: 0 P: 11	R: 1 E: 0 K: 0 S: 14	H: 3 LOB: 3 BB: 1 P: 25	1B: 7 2B: 3 3B: 0 HR: 0	SF: 0 SAC: 0 DP: 3 HBP: 0	WP: 0 PB: 0 SB: 0 CS: 0	PA: 44
PITCHER	IP WLS BF H R ER SO BB IBB HBP BLK WP HR S P ERA WHIP	PITCHER																								
28 Shaun Marcum, R ERA: 3.13	8.0		29	6	1	1	2	1	0	0	0	0	0	0	65	93	1.12	0.875								
37 Scott Downs, L ERA: 2.61	0.1		1	0	0	0	0	0	0	0	0	0	0	0	2	2	0.00	0.000								
44 Casey Janssen, R ERA: 2.21	0.2		1	0	0	0	0	0	0	0	0	0	0	3	5	0.00	0.000									
54 Jason Frasor, R ERA: 2.91	2.0		7	0	0	0	1	1	0	0	0	0	0	20	30	0.00	0.500									
56 Brian Tallet, L ERA: 2.76	0.2	L	6	3	1	1	0	0	1	0	0	0	0	14	25	13.50	4.500									


BOTTOM

Toronto Blue Jays @ Minnesota Twins
Hubert H. Humphrey Metrodome, Minneapolis, MN

Tue Jun 26 2007, 8:10 PM EDT
Att. 27,000 - Dome - 70 F

livebaseballscorecards.com

AB 41
R 2
H 9
RBI 2
BB 3
SO 3
LOB 13



Batter	1	2	3	4	5	6	7	8	9	AB	R	H	RBI	BB	SO	LOB	TOP								
10 Vernon Wells, R OBP: 0.304, SLG: 0.418	G6-3		G6-3		G5-3		G1-6-3			4	0	1	1	0	0	1	Toronto Blue Jays @ Minnesota Twins Hubert H. Humphrey Metrodome, Minneapolis, MN Wed Jun 27 2007, 8:10 PM EDT Att: 30,959 - Dome - 70 F livebaseballscorecards.com								
15 Alex Rios, R OBP: 0.336, SLG: 0.526	G5-3		F8				SF9			3	0	1	1	0	0	1									
Matt Stairs, L OBP: 0.353, SLG: 0.551	G4-3				G3-1		F7			4	0	0	0	0	0	2									
25 Troy Glaus, R OBP: 0.390, SLG: 0.524		G6-3			G4-3		F8			3	0	0	0	1	0	0									
Frank Thomas, R OBP: 0.378, SLG: 0.425					G4-3					2	1	1	0	2	0	1									
9 Greg Zaun, S OBP: 0.319, SLG: 0.402					F9					4	1	1	2	0	1	2									
26 Adam Lind, L OBP: 0.272, SLG: 0.390					F8					4	1	1	0	0	0	1									
Howie Clark, L OBP: 0.464, SLG: 0.455										3	1	2	1	0	1	0									
2 Aaron Hill, R OBP: 0.337, SLG: 0.456										1	0	0	0	0	1	0									
Royce Clayton, R OBP: 0.290, SLG: 0.331										3	1	1	0	0	1	1									
Inning Stats	R: 0 E: 0 K: 0 S: 8	H: 0 LOB: 0 BB: 0 P: 13	R: 0 E: 0 K: 1 S: 9	H: 0 LOB: 1 BB: 1 P: 18	R: 0 E: 0 K: 0 S: 6	H: 1 LOB: 1 BB: 0 P: 10	R: 0 E: 0 K: 0 S: 8	H: 1 LOB: 1 BB: 0 P: 16	R: 2 E: 0 K: 0 S: 12	H: 3 LOB: 1 BB: 0 P: 19	R: 2 E: 0 K: 1 S: 9	H: 1 LOB: 0 BB: 1 P: 16	R: 1 E: 0 K: 0 S: 10	H: 2 LOB: 0 BB: 0 P: 13	R: 0 E: 0 K: 0 S: 2	H: 0 LOB: 0 BB: 1 P: 7	R: 0 E: 0 K: 2 S: 10	H: 0 LOB: 0 BB: 0 P: 16	1B: 3 2B: 4 3B: 0 HR: 1	SF: 1 SAC: 1 DP: 2 HBP: 0	WP: 0 PB: 0 SB: 0 CS: 0	PA: 36			
PITCHER	IP	WLS	BF	H	R	ER	SO	BB	IBB	HBP	BLK	WP	HR	S	P	ERA	WHIP								
26 Boof Bonser, R ERA: 4.65	6.0	L	27	7	5	5	2	2	0	0	0	0	1	54	94	7.50	1.500								
54 Matt Guerrier, R ERA: 1.93	1.2		5	1	0	0	0	1	0	0	0	0	0	9	17	0.00	1.200								
37 Denny Reyes, L ERA: 4.67	0.2		2	0	0	0	0	0	0	0	0	0	0	2	3	0.00	0.000								
17 Pat Neshek, R ERA: 1.18	0.2		2	0	0	0	2	0	0	0	0	0	0	9	14	0.00	0.000								

Batter	1	2	3	4	5	6	7	8	9	AB	R	H	RBI	BB	SO	LOB	BOTTOM								
Luis Castillo, S OBP: 0.350, SLG: 0.335	G5-3	F7		G4-3						5	1	2	0	0	0	0	Toronto Blue Jays @ Minnesota Twins Hubert H. Humphrey Metrodome, Minneapolis, MN Wed Jun 27 2007, 8:10 PM EDT Att: 30,959 - Dome - 70 F livebaseballscorecards.com								
Jason Bartlett, R OBP: 0.333, SLG: 0.303										5	1	2	0	0	2	3									
7 Joe Mauer, L OBP: 0.395, SLG: 0.466										5	0	1	0	0	0	2									
5 Michael Cuddyer, R OBP: 0.375, SLG: 0.447										4	0	2	0	1	0	2									
Tori Hunter, R OBP: 0.348, SLG: 0.546										4	0	1	2	0	0	3									
16 Jason Kubel, L OBP: 0.305, SLG: 0.398										4	1	2	0	0	1	2									
55 Mike Redmond, R OBP: 0.335, SLG: 0.356										4	0	0	0	0	0	3									
20 Lew Ford, R OBP: 0.310, SLG: 0.338										3	0	0	0	1	0	2									
8 Nick Punto, S OBP: 0.313, SLG: 0.279										4	1	1	1	0	1	2									
Inning Stats	R: 0 E: 1 K: 0 S: 8	H: 1 LOB: 2 BB: 0 P: 11	R: 2 E: 1 K: 0 S: 10	H: 2 LOB: 0 BB: 0 P: 16	R: 1 E: 0 K: 0 S: 18	H: 4 LOB: 2 BB: 0 P: 21	R: 0 E: 0 K: 0 S: 7	H: 0 LOB: 0 BB: 0 P: 9	R: 0 E: 0 K: 0 S: 4	H: 1 LOB: 1 BB: 0 P: 5	R: 0 E: 1 K: 1 S: 12	H: 0 LOB: 1 BB: 0 P: 18	R: 1 E: 0 K: 2 S: 10	H: 2 LOB: 2 BB: 1 P: 15	R: 0 E: 0 K: 1 S: 10	H: 1 LOB: 2 BB: 1 P: 18		R: 0 E: 0 K: 0 S: 6	H: 0 LOB: 0 BB: 0 P: 7	1B: 11 2B: 0 3B: 0 HR: 0	SF: 1 SAC: 0 DP: 0 HBP: 0	WP: 0 PB: 1 SB: 2 CS: 0	PA: 41		
PITCHER	IP	WLS	BF	H	R	ER	SO	BB	IBB	HBP	BLK	WP	HR	S	P	ERA	WHIP								
Josh Towers, R ERA: 5.59	6.1	W	29	9	4	3	2	1	0	0	0	0	0	2	6	∞	∞								
37 Scott Downs, L ERA: 2.61	0.0		2	1	0	0	0	1	0	0	0	0	0	2	6	∞	∞								
40 Brian Wolfe, R ERA: 3.18	1.0	H	4	0	0	0	1	1	0	0	0	0	0	7	11	0.00	1.000								
56 Brian Tallet, L ERA: 2.73	0.1	H	2	1	0	0	0	0	0	0	0	0	0	3	6	0.00	3.000								
49 Jeremy Accardo, R ERA: 2.45	1.1	S	4	0	0	0	1	0	0	0	0	0	0	10	12	0.00	0.000								

Batter	1	2	3	4	5	6	7	8	9	AB	R	H	RBI	BB	SO	LOB	TOP				
15 Alex Rios, R OBP: 0.339, SLG: 0.522										4	1	2	0	1	2	3					
10 Vernon Wells, R OBP: 0.302, SLG: 0.410										5	0	0	0	0	1	4					
25 Troy Glaus, R OBP: 0.386, SLG: 0.513										4	0	0	0	1	0	4					
Frank Thomas, R OBP: 0.377, SLG: 0.438										5	0	1	0	0	1	1					
2 Aaron Hill, R OBP: 0.338, SLG: 0.452										3	2	2	1	1	0	0					
9 Gregg Zaun, S OBP: 0.333, SLG: 0.410										3	0	2	0	1	0	2					
59 Curtis Thigpen, R Matt Stairs, L										3	0	1	1	0	0	1					
26 Adam Lind, L Royce Clayton, R Howie Clark, L										3	0	0	0	0	0	2					
6 John McDonald, R J.J. Putz, R										4	0	2	1	0	0	2					
Inning Stats	R: 1 E: 0 K: 0 S: 14	H: 3 LOB: 2 BB: 0 P: 18	R: 0 E: 0 K: 0 S: 5	H: 0 LOB: 0 BB: 0 P: 6	R: 0 E: 0 K: 0 S: 6	H: 0 LOB: 0 BB: 1 P: 14	R: 0 E: 0 K: 0 S: 10	H: 2 LOB: 2 BB: 0 P: 16	R: 1 E: 0 K: 0 S: 12	H: 3 LOB: 2 BB: 0 P: 18	R: 0 E: 0 K: 2 S: 9	H: 0 LOB: 0 BB: 0 P: 14	R: 1 E: 0 K: 2 S: 17	H: 1 LOB: 3 BB: 3 P: 33	R: 0 E: 0 K: 0 S: 6	H: 0 LOB: 0 BB: 1 P: 13	1B: 10 2B: 0 3B: 0 HR: 0	SF: 0 SAC: 0 DP: 2 HBP: 0	WP: 0 PB: 0 SB: 0 CS: 0	PA: 40	
PITCHER	IP WLS BF H R ER SO BB IBB HBP BLK WP HR S P ERA WHIP																				
56 Jarrod Washburn, L Sean Green, R 35 Brandon Morrow, R George Sherrill, L 20 J.J. Putz, R	6.0 W 27 9 2 2 0 1 0 0 0 0 0 0 55 86 3.00 1.667	7.1 1.0 H 3 0 0 0 2 0 0 0 0 0 0 9 14 0.00 0.000	8.1 0.1 H 3 0 1 1 1 2 0 0 0 0 0 7 16 27.00 6.000	8.1 0.0 1 0 0 0 0 1 0 0 0 0 0 1 5 ∞ ∞	8.1 1.2 S 6 1 0 0 1 1 0 0 0 0 0 0 15 25 0.00 1.200																

Toronto Blue Jays @ Seattle Mariners
Safeco Field, Seattle, WA
Fri Jun 29 2007, 7:05 PM PDT
Att: 41,862 - Partly Cloudy - 64 F

livebaseballscorecards.com

AB	35
R	3
H	10
RBI	3
BB	5
SO	4
LOB	22



Batter	1	2	3	4	5	6	7	8	9	AB	R	H	RBI	BB	SO	LOB	BOTTOM			
51 Ichiro Suzuki, L OBP: 0.420, SLG: 0.468										3	2	1	0	1	0	0				
Jose Vidro, S										3	1	1	0	1	0	1				
Jose Guillen, R										4	1	3	2	0	0	0				
Richie Sexson, R										3	0	1	1	1	1	2				
Ben Broussard, L Jason Ellison, R										4	0	1	2	0	1	5				
2 Kenji Johjima, R OBP: 0.338, SLG: 0.476										3	0	0	0	1	1	1				
29 Adrián Beltré, R OBP: 0.304, SLG: 0.448										4	0	1	0	0	1	1				
4 Jose Lopez, R OBP: 0.323, SLG: 0.413										4	1	0	0	0	1	2				
7 Yuniesky Betancourt, R OBP: 0.302, SLG: 0.383										4	0	0	0	0	0	2				
Inning Stats	R: 2 E: 0 K: 2 S: 15	H: 3 LOB: 1 BB: 0 P: 22	R: 2 E: 0 K: 0 S: 16	H: 2 LOB: 3 BB: 3 P: 34	R: 0 E: 0 K: 0 S: 7	H: 0 LOB: 0 BB: 0 P: 9	R: 1 E: 0 K: 1 S: 12	H: 3 LOB: 2 BB: 0 P: 20	R: 0 E: 0 K: 1 S: 11	H: 0 LOB: 0 BB: 0 P: 16	R: 0 E: 0 K: 0 S: 7	H: 0 LOB: 0 BB: 0 P: 12	R: 0 E: 0 K: 0 S: 6	H: 0 LOB: 0 BB: 0 P: 12	R: 0 E: 0 K: 1 S: 8	H: 0 LOB: 1 BB: 1 P: 14	1B: 7 2B: 1 3B: 0 HR: 0	SF: 0 SAC: 0 DP: 0 HBP: 0	WP: 1 PB: 0 SB: 0 CS: 0	PA: 36
PITCHER	IP WLS BF H R ER SO BB IBB HBP BLK WP HR S P ERA WHIP																			
29 Dustin McGowan, R 40 Brian Wolfe, R 44 Casey Janssen, R	5.0 L 26 8 5 5 4 3 0 0 0 0 0 0 61 101 9.00 2.200	6.1 2.0 6 0 0 0 0 0 0 0 0 0 13 24 0.00 0.000	8.1 1.0 4 0 0 0 1 1 0 0 0 0 8 14 0.00 1.000																	

Toronto Blue Jays @ Seattle Mariners
Safeco Field, Seattle, WA
Fri Jun 29 2007, 7:05 PM PDT
Att: 41,862 - Partly Cloudy - 64 F

livebaseballscorecards.com

AB	32
R	5
H	8
RBI	5
BB	4
SO	5
LOB	14



Batter	1	2	3	4	5	6	7	8	9	AB	R	H	RBI	BB	SO	LOB	TOP					
10 Vernon Wells, R OBP: 0.312, SLG: 0.435										5	2	4	2	1	0	2						
15 Alex Rios, R OBP: 0.339, SLG: 0.514										5	2	2	1	1	0	2						
25 Troy Glaus, R OBP: 0.387, SLG: 0.507										5	1	2	1	0	0	4						
Frank Thomas, R OBP: 0.381, SLG: 0.450										5	1	3	2	0	2	3						
2 Aaron Hill, R OBP: 0.331, SLG: 0.444										5	1	1	1	0	3	3						
59 Curtis Thigpen, R OBP: 0.344, SLG: 0.355										4	1	0	0	1	1	3						
26 Adam Lind, L OBP: 0.278, SLG: 0.390										4	1	2	1	1	0	0						
Jason Phillips, R OBP: 0.275, SLG: 0.277										5	1	1	0	0	0	3						
Royce Clayton, R OBP: 0.281, SLG: 0.327										4	1	1	1	0	2	2						
Inning Stats	R: 0 E: 0 K: 1 S: 12	H: 1 LOB: 1 BB: 0 P: 14	R: 0 E: 0 K: 2 S: 9	H: 1 LOB: 1 BB: 0 P: 12	R: 6 E: 1 K: 0 S: 22	H: 6 LOB: 2 BB: 1 P: 38	R: 0 E: 0 K: 1 S: 14	H: 2 LOB: 2 BB: 0 P: 19	R: 0 E: 0 K: 1 S: 8	H: 0 LOB: 0 BB: 0 P: 12	R: 2 E: 0 K: 1 S: 13	H: 3 LOB: 1 BB: 0 P: 20	R: 2 E: 0 K: 2 S: 14	H: 2 LOB: 2 BB: 2 P: 28	R: 0 E: 0 K: 0 S: 6	H: 0 LOB: 0 BB: 0 P: 7	R: 1 E: 1 K: 0 S: 9	H: 1 LOB: 1 BB: 1 P: 19	1B: 12 2B: 2 HR: 2	SF: 2 SAC: 0 DP: 1 HBP: 0	WP: 0 PB: 0 SB: 1 CS: 0	PA: 48
PITCHER	IP WLS BF H R ER SO BB IBB HBP BLK WP HR S P ERA WHIP																					
25 Lenny DiNardo, L ERA: 3.04	2.1 L 17 8 6 4 3 1 0 0 0 0 0 1 40 60 15.43 3.857																					
Colby Lewis, R ERA: 9.13	3.2 16 5 2 2 3 0 0 0 0 0 0 1 38 55 4.91 1.364																					
47 Ron Flores, L ERA: 3.57	2.1 14 3 3 2 2 2 1 0 0 0 0 0 27 50 7.71 2.143																					
Jay Marshall, L ERA: 5.6	0.2 1 0 0 0 0 0 0 0 0 0 0 0 2 4 0.00 0.000																					

Toronto Blue Jays @ Oakland Athletics
McAfee Coliseum, Oakland, CA

AB 42
R 11
H 16
RBI 9
BB 4
SO 8
LOB 22



WP: 0 PA: 48
PB: 0
SB: 1
CS: 0

Batter	1	2	3	4	5	6	7	8	9	AB	R	H	RBI	BB	SO	LOB	BOTTOM					
Shannon Stewart, R OBP: 0.370, SLG: 0.413										5	0	3	1	0	0	0						
21 Mark Kotsay, L OBP: 0.283, SLG: 0.330										4	0	0	1	0	0	2						
Nick Swisher, S OBP: 0.396, SLG: 0.446										5	0	1	1	0	1	1						
32 Jack Cust, L OBP: 0.405, SLG: 0.600										4	1	0	0	1	3	3						
3 Eric Chavez, L OBP: 0.312, SLG: 0.446										2	2	1	0	2	0	0						
29 Dan Johnson, L OBP: 0.382, SLG: 0.484										4	1	3	3	0	1	1						
14 Mark Ellis, R OBP: 0.346, SLG: 0.423										4	1	2	0	0	1	2						
Marco Scutaro, R OBP: 0.299, SLG: 0.381										2	0	1	1	0	0	0						
12 Donnie Murphy, R (7, PR) (8, 6)										3	1	0	0	1	1	3						
8 Kurt Suzuki, R OBP: 0.409, SLG: 0.700										3	1	0	0	1	1	3						
Inning Stats	R: 0 E: 0 K: 1 S: 7	H: 3 LOB: 1 BB: 0 P: 9	R: 2 E: 0 K: 1 S: 19	H: 3 LOB: 1 BB: 1 P: 30	R: 0 E: 0 K: 0 S: 7	H: 0 LOB: 0 BB: 0 P: 10	R: 2 E: 0 K: 2 S: 9	H: 1 LOB: 1 BB: 1 P: 17	R: 0 E: 0 K: 1 S: 10	H: 0 LOB: 0 BB: 0 P: 16	R: 0 E: 0 K: 1 S: 7	H: 0 LOB: 1 BB: 1 P: 17	R: 2 E: 0 K: 1 S: 14	H: 3 LOB: 2 BB: 0 P: 23	R: 0 E: 0 K: 0 S: 6	H: 2 LOB: 1 BB: 0 P: 12	R: 1 E: 0 K: 1 S: 16	H: 1 LOB: 1 BB: 1 P: 28	1B: 7 2B: 4 3B: 0 HR: 1	SF: 1 SAC: 0 DP: 3 HBP: 1	WP: 2 PB: 0 SB: 0 CS: 0	PA: 40
PITCHER	IP WLS BF H R ER SO BB IBB HBP BLK WP HR S P ERA WHIP																					
Josh Towers, R ERA: 5.71	5.0 W 20 5 4 4 4 2 0 0 0 0 0 0 7 82 7.20 1.400																					
56 Brian Tallet, L ERA: 3.0	1.0 4 0 0 0 1 1 0 0 0 0 0 0 7 17 0.00 1.000																					
54 Jason Frasor, R ERA: 4.58	0.1 4 2 2 2 0 0 0 1 0 0 0 0 6 10 54.00 6.000																					
37 Scott Downs, L ERA: 2.51	1.0 5 2 0 0 1 0 0 0 0 0 0 0 12 22 0.00 2.000																					
44 Casey Janssen, R ERA: 2.47	1.2 7 2 1 1 1 1 0 0 0 0 1 0 18 31 5.40 1.800																					

Toronto Blue Jays @ Oakland Athletics
McAfee Coliseum, Oakland, CA

AB 34
R 7
H 11
RBI 7
BB 4
SO 7
LOB 14



WP: 2 PA: 40
PB: 0
SB: 0
CS: 0

Batter	1	2	3	4	5	6	7	8	9	AB	R	H	RBI	BB	SO	LOB	TOP					
10 Vernon Wells, R OBP: 0.308, SLG: 0.429										4	0	0	0	0	1	0	Toronto Blue Jays @ Oakland Athletics McAfee Coliseum, Oakland, CA Tue Jul 03 2007, 10:05 PM EDT Att: 35,077 - Clear - 70 F AB 30 R 1 H 4 RBI 1 BB 1 SO 4 LOB 7 					
9 Gregg Zaun, S OBP: 0.311, SLG: 0.384										4	1	1	0	0	1	0						
15 Alex Rios, R OBP: 0.343, SLG: 0.515										3	0	2	1	1	0	0						
25 Troy Glaus, R OBP: 0.385, SLG: 0.502										4	0	1	0	0	0	3						
Frank Thomas, R OBP: 0.377, SLG: 0.445										3	0	0	0	0	0	3						
Matt Stairs, L OBP: 0.360, SLG: 0.536										3	0	0	0	0	0	1						
2 Aaron Hill, R OBP: 0.328, SLG: 0.439										3	0	0	0	0	0	0						
26 Adam Lind, L OBP: 0.275, SLG: 0.385										3	0	0	0	0	2	0						
6 John McDonald, R OBP: 0.309, SLG: 0.372										2	0	0	0	0	0	0						
Howie Clark, L OBP: 0.395, SLG: 0.355										1	0	0	0	0	0	0						
Royce Clayton, R OBP: 0.281, SLG: 0.327										0	0	0	0	0	0	0						
Inning Stats	R: 1 E: 1 K: 1 S: 12	H: 2 LOB: 1 BB: 0 P: 18	R: 0 E: 0 K: 1 S: 8	H: 0 LOB: 0 BB: 0 P: 10	R: 0 E: 0 K: 0 S: 5	H: 0 LOB: 0 BB: 0 P: 6	R: 0 E: 0 K: 0 S: 11	H: 1 LOB: 1 BB: 0 P: 17	R: 0 E: 0 K: 0 S: 9	H: 0 LOB: 0 BB: 0 P: 13	R: 0 E: 0 K: 0 S: 7	H: 0 LOB: 0 BB: 0 P: 12	R: 0 E: 0 K: 0 S: 7	H: 1 LOB: 0 BB: 0 P: 13	R: 0 E: 0 K: 1 S: 8	H: 0 LOB: 0 BB: 0 P: 10	R: 0 E: 0 K: 1 S: 12	H: 0 LOB: 1 BB: 1 P: 23	1B: 3 2B: 2 3B: 0 HR: 0	SF: 0 SAC: 0 DP: 1 HBP: 0	WP: 0 PB: 0 SB: 1 CS: 0	PA: 31
PITCHER Joe Blanton, R ERA: 3.09	IP: 9.0 WLS: W BF: 31 H: 4 R: 1 ER: 1 SO: 4 BB: 1 IBB: 0 HBP: 0 BLK: 0 WP: 0 HR: 0 S: 79 P: 122 ERA: 1.00 WHIP: 0.556															PITCHER	IP: WLS: BF: H: R: ER: SO: BB: IBB: HBP: BLK: WP: HR: S: P: ERA: WHIP:					

Batter	1	2	3	4	5	6	7	8	9	AB	R	H	RBI	BB	SO	LOB	BOTTOM			
Shannon Stewart, R OBP: 0.372, SLG: 0.414										4	1	2	0	0	0	2	Toronto Blue Jays @ Oakland Athletics McAfee Coliseum, Oakland, CA Tue Jul 03 2007, 10:05 PM EDT Att: 35,077 - Clear - 70 F AB 31 R 3 H 8 RBI 3 BB 3 SO 6 LOB 15 			
21 Mark Kotsay, L OBP: 0.282, SLG: 0.328										4	0	1	2	0	0	2				
Nick Swisher, S OBP: 0.398, SLG: 0.443										2	0	0	0	2	0	2				
32 Jack Cust, L OBP: 0.402, SLG: 0.610										4	1	1	1	0	3	4				
3 Eric Chavez, L OBP: 0.314, SLG: 0.444										3	0	1	0	1	1	0				
29 Dan Johnson, L OBP: 0.376, SLG: 0.475										4	0	0	0	0	1	3				
14 Mark Ellis, R OBP: 0.345, SLG: 0.421										4	0	1	0	0	1	0				
7 Bobby Crosby, R OBP: 0.279, SLG: 0.345										3	1	1	0	0	0	1				
Jason Kendall, R OBP: 0.265, SLG: 0.283										3	0	1	0	0	0	1				
Inning Stats	R: 1 E: 0 K: 1 S: 11	H: 1 LOB: 2 BB: 2 P: 25	R: 1 E: 1 K: 1 S: 14	H: 2 LOB: 3 BB: 1 P: 23	R: 0 E: 0 K: 0 S: 9	H: 2 LOB: 1 BB: 0 P: 12	R: 0 E: 0 K: 0 S: 8	H: 1 LOB: 1 BB: 0 P: 12	R: 0 E: 0 K: 2 S: 10	H: 0 LOB: 0 BB: 0 P: 14	R: 0 E: 0 K: 1 S: 8	H: 0 LOB: 0 BB: 0 P: 13	R: 0 E: 0 K: 0 S: 5	H: 1 LOB: 0 BB: 0 P: 7	R: 1 E: 0 K: 1 S: 10	H: 1 LOB: 0 BB: 0 P: 17	1B: 6 2B: 1 3B: 0 HR: 1	SF: 0 SAC: 0 DP: 2 HBP: 0	WP: 1 PB: 0 SB: 2 CS: 0	PA: 34
PITCHER 51 Jesse Litsch, R ERA: 4.74	IP: 7.0 WLS: L BF: 30 H: 7 R: 2 ER: 0 SO: 5 BB: 3 IBB: 0 HBP: 0 BLK: 0 WP: 1 HR: 0 S: 65 P: 106 ERA: 0.00 WHIP: 1.429															PITCHER	IP: WLS: BF: H: R: ER: SO: BB: IBB: HBP: BLK: WP: HR: S: P: ERA: WHIP:			
40 Brian Wolfe, R ERA: 3.12	IP: 1.0 WLS: L BF: 4 H: 1 R: 1 ER: 1 SO: 1 BB: 0 IBB: 0 HBP: 0 BLK: 0 WP: 0 HR: 1 S: 10 P: 17 ERA: 9.00 WHIP: 1.000															PITCHER	IP: WLS: BF: H: R: ER: SO: BB: IBB: HBP: BLK: WP: HR: S: P: ERA: WHIP:			

Batter	1	2	3	4	5	6	7	8	9	AB	R	H	RBI	BB	SO	LOB	TOP											
10 Vernon Wells, R OBP: 0.313, SLG: 0.442	F9	G6-3		G3		HR		BB		4	2	2	1	1	0	0	Toronto Blue Jays @ Oakland Athletics McAfee Coliseum, Oakland, CA Wed Jul 04 2007, 4:05 PM EDT Att: 26,566 - Sunny - 70 F											
15 Alex Rice, R OBP: 0.347, SLG: 0.519	BB	G6-3		SF7		BB		BB		3	1	2	3	1	0	0												
25 Troy Glaus, R OBP: 0.386, SLG: 0.500 Howie Clark, L OBP: 0.390, SLG: 0.353	BB	P3		G3		BB		G1-3		1	1	0	0	1	0	0												
Frank Thomas, R OBP: 0.377, SLG: 0.442	BB			P4		L8		K		4	1	1	0	1	1	4												
2 Aaron Hill, R OBP: 0.326, SLG: 0.434	BB			FC6-4		F9		F8		4	2	0	1	1	0	4												
Matt Stairs, L OBP: 0.383, SLG: 0.557 26 Adam Lind, L OBP: 0.274, SLG: 0.383	BB			HR		K		G4-3		4	1	2	4	0	1	0												
9 Gregg Zaun, S OBP: 0.314, SLG: 0.383	SF7			G4-3		BB		G6-3		3	0	1	1	1	0	0												
59 Curtis Thigpen, R OBP: 0.324, SLG: 0.314	BB			F9		FC5-4		G4-3		4	0	0	0	1	0	2												
Royce Clayton, R OBP: 0.284, SLG: 0.321	FC6			F9		FC5-4		G4-3		3	2	0	0	1	0	3												
10 2B 15 SF7 HBP																												
Inning Stats	R: 4 H: 2 E: 0 K: 0 S: 19	H: 2 LOB: 2 BB: 4 P: 38	R: 0 H: 0 E: 0 K: 0 S: 7	H: 0 LOB: 0 BB: 10 P: 10	R: 2 H: 2 E: 0 K: 0 S: 8	H: 2 LOB: 0 BB: 0 P: 18	R: 1 H: 1 E: 0 K: 0 S: 11	H: 1 LOB: 1 BB: 0 P: 19	R: 0 H: 1 E: 0 K: 1 S: 10	H: 1 LOB: 1 BB: 0 P: 15	R: 1 H: 2 E: 0 K: 0 S: 11	H: 2 LOB: 2 BB: 1 P: 20	R: 0 H: 0 E: 0 K: 1 S: 16	H: 0 LOB: 0 BB: 2 P: 12	R: 2 H: 1 E: 0 K: 1 S: 16	H: 1 LOB: 1 BB: 1 P: 22	R: 0 H: 0 E: 0 K: 0 S: 10	H: 0 LOB: 1 BB: 1 P: 22	1B: 4 SF: 2 2B: 3 3B: 0 HR: 2	WP: 0 PA: 45 PB: 0 SB: 0 CS: 0								
PITCHER	IP	WLS	BF	H	R	ER	SO	BB	IBB	HBP	BLK	WP	HR	S	P	ERA	WHIP											
Joe Kennedy, L ERA: 4.28	(1, 1)	0.2	L	8	2	4	4	0	4	0	0	0	0	17	36	54.00	9.000											
60 Shane Komine, R ERA: 5.89	(1, 1)	6.1		27	6	4	4	1	1	0	1	0	0	2	56	96	5.68	1.105										
Jay Marshall, L ERA: 5.83	(8, 1)	2.0		10	1	2	2	1	3	0	0	0	0	26	51	9.00	2.000											

AB	34
R	10
H	9
RBI	10
BB	8
SO	2
LOB	15



Batter	1	2	3	4	5	6	7	8	9	AB	R	H	RBI	BB	SO	LOB	BOTTOM										
Shannon Stewart, R OBP: 0.373, SLG: 0.414	F9			G6-3				BB		5	1	2	0	0	1	0	Toronto Blue Jays @ Oakland Athletics McAfee Coliseum, Oakland, CA Wed Jul 04 2007, 4:05 PM EDT Att: 26,566 - Sunny - 70 F										
21 Mark Kotsay, L OBP: 0.291, SLG: 0.331 Dee Brown, L OBP: 0.396, SLG: 0.444	L8			BB				F8		2	0	1	0	1	0	0											
Nick Swisher, S OBP: 0.396, SLG: 0.444	F7			K				BB		4	1	1	0	0	2	3											
32 Jack Cust, L OBP: 0.399, SLG: 0.607	K			L8				G4-6-3		4	1	1	2	0	1	3											
3 Eric Chavez, L OBP: 0.314, SLG: 0.447 12 Donnie Murphy, R OBP: 0.344, SLG: 0.416	F7			G4-3				F7		3	0	1	0	0	0	0											
29 Dan Johnson, L OBP: 0.375, SLG: 0.471	E9			K				F9		4	0	1	1	0	1	1											
14 Mark Ellis, R OBP: 0.344, SLG: 0.416	BB			G1-3				F9		3	0	0	0	1	0	2											
7 Bobby Crosby, R OBP: 0.278, SLG: 0.343	G6-3			G4-3				BB		4	0	1	0	0	1	2											
Jason Kendall, R OBP: 0.261, SLG: 0.279	F8			P4				G5-3		4	0	0	0	0	0	2											
Inning Stats	R: 0 H: 0 E: 0 K: 0 S: 5	H: 0 LOB: 0 BB: 0 P: 8	R: 0 H: 0 E: 1 K: 1 S: 10	H: 0 LOB: 2 BB: 1 P: 19	R: 0 H: 2 E: 0 K: 1 S: 16	H: 2 LOB: 0 BB: 0 P: 25	R: 0 H: 0 E: 0 K: 1 S: 7	H: 0 LOB: 0 BB: 0 P: 10	R: 0 H: 0 E: 0 K: 0 S: 6	H: 0 LOB: 0 BB: 1 P: 14	R: 0 H: 2 E: 0 K: 0 S: 12	H: 2 LOB: 2 BB: 0 P: 14	R: 3 H: 4 E: 0 K: 0 S: 21	H: 4 LOB: 1 BB: 0 P: 35	R: 0 H: 0 E: 0 K: 2 S: 10	H: 0 LOB: 0 BB: 0 P: 16		1B: 5 SF: 0 2B: 3 3B: 0 HR: 0	WP: 0 PA: 37 PB: 0 SB: 0 CS: 0								
PITCHER	IP	WLS	BF	H	R	ER	SO	BB	IBB	HBP	BLK	WP	HR	S	P	ERA	WHIP										
29 Dustin McGowan, R ERA: 4.65	(1, 1)	7.0	W	27	4	0	0	0	2	0	0	0	0	10	62	0.00	0.857										
57 Jordan De Jong, R ERA: 9.0	(8, 1)	0.2		6	4	3	3	0	0	0	0	0	0	18	30	40.50	6.000										
56 Brian Tallet, L ERA: 2.89	(8, 1)	1.1		4	0	0	0	2	0	0	0	0	0	13	21	0.00	0.000										

AB	35
R	3
H	8
RBI	3
BB	2
SO	6
LOB	15



Batter	1	2	3	4	5	6	7	8	9	AB R H RBI BB SO LOB	TOP											
24 Grady Sizemore, L OBP: 0.392, SLG: 0.464			G4-3			G6-3			L9	5 2 2 0 0 0 2	Cleveland Indians @ Toronto Blue Jays Rogers Centre, Toronto, ON Fri Jul 06 2007, 7:07 PM EDT Att: 28,526 - Clear - 81 F											
Casey Blake, R OBP: 0.362, SLG: 0.474			HR			G4-3			2B	4 2 3 2 1 0 0												
41 Victor Martinez, S OBP: 0.384, SLG: 0.546			G3			K			SF7	4 0 1 1 0 2 2												
48 Travis Hafner, L OBP: 0.396, SLG: 0.451			FC5-2			G4-3			G4-3	5 0 2 1 0 0 4												
2 Jhonny Peralta, R OBP: 0.348, SLG: 0.465			FC5			1B			K	4 0 1 1 0 1 4												
12 Ben Francisco, R OBP: 0.440, SLG: 0.917						G5-3			K	4 1 1 0 0 2 3												
Trot Nixon, L OBP: 0.335, SLG: 0.326		L5				G4-3			L9	4 0 1 0 0 0 1												
10 Kelly Shoppach, R OBP: 0.409, SLG: 0.602		G1-4-3				SF8			G6-3	3 0 0 1 0 0 1												
Mike Rouse, L OBP: 0.206, SLG: 0.143						F7			G3-1	3 0 0 0 0 1 1												
Jason Michaels, R OBP: 0.350, SLG: 0.459		K							2B 41 SF7 BB	0 1 0 0 1 0 0												
Inning Stats	R: 1 E: 0 K: 1 S: 14	H: 3 LOB: 2 BB: 0 P: 23	R: 0 E: 0 K: 1 S: 8	H: 0 LOB: 0 BB: 0 P: 10	R: 1 E: 0 K: 0 S: 16	H: 2 LOB: 1 BB: 0 P: 23	R: 1 E: 0 K: 0 S: 6	H: 1 LOB: 1 BB: 1 P: 9	R: 2 E: 0 K: 1 S: 10	H: 2 LOB: 1 BB: 1 P: 18	R: 0 E: 0 K: 0 S: 11	H: 1 LOB: 1 BB: 0 P: 20	R: 0 E: 0 K: 2 S: 11	H: 1 LOB: 1 BB: 0 P: 16	R: 0 E: 0 K: 1 S: 9	H: 0 LOB: 0 BB: 0 P: 16	R: 1 E: 0 K: 0 S: 10	H: 1 LOB: 1 BB: 1 P: 22	1B: 5 2B: 5 3B: 0 HR: 1	SF: 2 SAC: 0 DP: 0 HBP: 0	WP: 1 PB: 0 SB: 1 CS: 0	PA: 40
PITCHER	IP WLS BF H R ER SO BB IBB HBP BLK WP HR S P ERA WHIP											IP WLS BF H R ER SO BB IBB HBP BLK WP HR S P ERA WHIP										
32 Roy Halladay, R ERA: 4.46	5.2 W 27 9 5 5 3 1 0 0 0 0 1 1 62 97 7.94 1.765																					
37 Scott Downs, L ERA: 2.43	1.0 H 4 1 0 0 1 0 0 0 0 0 0 0 9 16 0.00 1.000																					
44 Casey Janssen, R ERA: 2.4	1.1 H 4 0 0 0 2 0 0 0 0 0 0 0 14 22 0.00 0.000																					
49 Jeremy Accardo, R ERA: 2.86	1.0 S 5 1 1 1 0 1 0 0 0 0 0 0 10 22 9.00 2.000																					

Batter	1	2	3	4	5	6	7	8	9	AB R H RBI BB SO LOB	BOTTOM											
10 Vernon Wells, R OBP: 0.317, SLG: 0.452									L9	4 2 2 3 1 0 0	Cleveland Indians @ Toronto Blue Jays Rogers Centre, Toronto, ON Fri Jul 06 2007, 7:07 PM EDT Att: 28,526 - Clear - 81 F											
Reed Johnson, R OBP: 0.341, SLG: 0.405									K	3 0 1 0 1 1 2												
15 Alex Rios, R OBP: 0.353, SLG: 0.522									BB	2 0 1 2 3 0 1												
Frank Thomas, R OBP: 0.375, SLG: 0.441									F8	5 0 1 0 0 0 5												
2 Aaron Hill, R OBP: 0.323, SLG: 0.428									K	4 0 0 0 0 1 4												
9 Gregg Zaun, S OBP: 0.319, SLG: 0.387									G6-3	4 2 2 0 0 0 1												
59 Curtis Thigpen, R ERA: 5.23									K	2 1 0 0 0 0 1												
Matt Stairs, L OBP: 0.364, SLG: 0.567									2B 3B	2 1 1 1 0 1 0												
Royce Clayton, R OBP: 0.289, SLG: 0.327									G4-3	3 1 1 1 1 0 0												
6 John McDonald, R OBP: 0.307, SLG: 0.369									L8	4 1 1 1 0 0 1												
Inning Stats	R: 0 E: 0 K: 0 S: 11	H: 0 LOB: 2 BB: 2 P: 21	R: 5 E: 1 K: 0 S: 28	H: 4 LOB: 1 BB: 1 P: 43	R: 0 E: 0 K: 0 S: 7	H: 0 LOB: 0 BB: 0 P: 10	R: 1 E: 0 K: 0 S: 10	H: 2 LOB: 1 BB: 0 P: 18	R: 2 E: 0 K: 1 S: 14	H: 3 LOB: 2 BB: 1 P: 24	R: 0 E: 0 K: 0 S: 7	H: 1 LOB: 1 BB: 1 P: 14	R: 0 E: 0 K: 1 S: 5	H: 0 LOB: 0 BB: 0 P: 9	R: 0 E: 0 K: 1 S: 9	H: 0 LOB: 1 BB: 1 P: 15	R: 0 E: 0 K: 1 S: 9	H: 0 LOB: 1 BB: 1 P: 15	1B: 5 2B: 3 3B: 1 HR: 1	SF: 0 SAC: 1 DP: 0 HBP: 0	WP: 1 PB: 0 SB: 0 CS: 1	PA: 40
PITCHER	IP WLS BF H R ER SO BB IBB HBP BLK WP HR S P ERA WHIP											IP WLS BF H R ER SO BB IBB HBP BLK WP HR S P ERA WHIP										
31 Cliff Lee, L ERA: 5.23	4.0 L 22 4 2 2 1 1 1 0 0 0 0 0 21 38 9.00 2.500																					
Fernando Cabrera, R ERA: 4.73	2.0 11 4 2 2 1 1 1 0 0 0 0 0 14 24 0.00 0.500																					
40 Tom Mastny, R ERA: 4.63	2.0 7 0 0 0 2 1 0 0 0 0 0 0 14 24 0.00 0.500																					



Batter	1	2	3	4	5	6	7	8	9	AB	R	H	RBI	BB	SO	LOB	TOP										
24 Grady Sizemore, L OBP: 0.393, SLG: 0.471										4	0	0	0	0	2	2	Cleveland Indians @ Toronto Blue Jays Rogers Centre, Toronto, ON Sun Jul 08 2007, 1:07 PM EDT Att: 28,239 - Roof Closed - 68 F										
Casey Blake, R OBP: 0.355, SLG: 0.479										4	0	0	0	0	0	1											
41 Victor Martinez, S OBP: 0.382, SLG: 0.553										4	0	0	0	0	1	2											
48 Travis Hafner, L OBP: 0.397, SLG: 0.452										3	0	1	0	1	0	0											
2 Jhonny Peralta, R OBP: 0.348, SLG: 0.464										4	0	0	0	0	2	4											
Trot Nixon, L OBP: 0.333, SLG: 0.335										3	0	0	0	0	0	0											
Jason Michaels, R OBP: 0.344, SLG: 0.451										3	0	0	0	0	1	0											
10 Kelly Shoppach, R OBP: 0.388, SLG: 0.568										3	0	0	0	0	0	0											
29 Josh Barfield, R OBP: 0.285, SLG: 0.341										3	0	2	0	0	0	0											
Inning Stats	R: 0 E: 0 K: 1 S: 9	H: 0 LOB: 0 BB: 0 P: 12	R: 0 E: 0 K: 0 S: 8	H: 0 LOB: 0 BB: 0 P: 11	R: 0 E: 0 K: 0 S: 9	H: 0 LOB: 0 BB: 0 P: 9	R: 0 E: 0 K: 0 S: 6	H: 0 LOB: 0 BB: 0 P: 7	R: 0 E: 0 K: 0 S: 7	H: 0 LOB: 0 BB: 0 P: 11	R: 0 E: 0 K: 1 S: 9	H: 1 LOB: 1 BB: 0 P: 12	R: 0 E: 0 K: 1 S: 9	H: 1 LOB: 1 BB: 0 P: 13	R: 0 E: 0 K: 1 S: 9	H: 0 LOB: 0 BB: 0 P: 15		R: 0 E: 0 K: 2 S: 14	H: 1 LOB: 3 BB: 1 P: 22	1B: 3 2B: 0 3B: 0 HR: 0	SF: 0 SAC: 0 DP: 0 HBP: 0	WP: 0 PB: 0 SB: 1 CS: 0	PA: 32				
PITCHER	IP	WLS	BF	H	R	ER	SO	BB	IBB	HBP	BLK	WP	HR	S	P	ERA	WHIP										
Josh Towers, R ERA: 5.07	8.0		27	3	0	0	4	0	0	0	0	0	0	68	92	0.00	0.375										
37 Scott Downs, L ERA: 2.41	0.1	1	0	0	0	0	0	0	0	0	0	0	0	1	2	0.00	0.000										
49 Jeremy Accardo, R ERA: 2.8	0.2	W	4	0	0	0	2	1	0	0	0	0	0	11	18	0.00	1.500										

AB	31
R	0
H	3
RBI	0
BB	1
SO	6
LOB	9



Batter	1	2	3	4	5	6	7	8	9	AB	R	H	RBI	BB	SO	LOB	BOTTOM										
10 Vernon Wells, R OBP: 0.314, SLG: 0.443										4	0	0	0	0	1	2	Cleveland Indians @ Toronto Blue Jays Rogers Centre, Toronto, ON Sun Jul 08 2007, 1:07 PM EDT Att: 28,239 - Roof Closed - 68 F										
Reed Johnson, R OBP: 0.320, SLG: 0.378										4	1	1	0	0	1	2											
15 Alex Rios, R OBP: 0.350, SLG: 0.520										4	0	1	1	0	0	0											
Frank Thomas, R OBP: 0.376, SLG: 0.441										3	0	0	0	0	0	0											
Matt Stairs, L OBP: 0.350, SLG: 0.544										3	0	0	0	0	0	0											
9 Gregg Zaun, S OBP: 0.324, SLG: 0.384										3	0	0	0	0	0	0											
Royce Clayton, R OBP: 0.295, SLG: 0.339										3	0	2	0	0	0	0											
Howie Clark, L OBP: 0.354, SLG: 0.300										3	0	0	0	0	0	2											
6 John McDonald, R OBP: 0.306, SLG: 0.365										3	0	1	0	0	0	1											
Inning Stats	R: 0 E: 0 K: 0 S: 8	H: 0 LOB: 0 BB: 0 P: 11	R: 0 E: 0 K: 0 S: 7	H: 0 LOB: 0 BB: 0 P: 9	R: 0 E: 0 K: 2 S: 17	H: 2 LOB: 2 BB: 0 P: 21	R: 0 E: 0 K: 0 S: 6	H: 0 LOB: 0 BB: 0 P: 7	R: 0 E: 0 K: 0 S: 6	H: 0 LOB: 0 BB: 0 P: 14	R: 0 E: 0 K: 0 S: 7	H: 0 LOB: 0 BB: 0 P: 9	R: 0 E: 0 K: 0 S: 5	H: 0 LOB: 0 BB: 0 P: 8	R: 0 E: 0 K: 0 S: 8	H: 1 LOB: 1 BB: 0 P: 11		R: 1 E: 0 K: 0 S: 6	H: 2 LOB: 1 BB: 0 P: 9	1B: 3 2B: 2 3B: 0 HR: 0	SF: 0 SAC: 0 DP: 0 HBP: 0	WP: 0 PB: 0 SB: 0 CS: 0	PA: 30				
PITCHER	IP	WLS	BF	H	R	ER	SO	BB	IBB	HBP	BLK	WP	HR	S	P	ERA	WHIP										
Paul Byrd, R ERA: 4.41	8.1	L	29	4	1	1	2	0	0	0	0	0	0	2	3	1.08	0.480										
63 Rafael Betancourt, R ERA: 1.13	0.0		1	1	0	0	0	0	0	0	0	0	0	2	3	-	-										

AB	30
R	1
H	5
RBI	1
BB	0
SO	2
LOB	7



Batter	1	2	3	4	5	6	7	8	9	AB	R	H	RBI	BB	SO	LOB	TOP
10 Vernon Wells, R OBP: 0.315, SLG: 0.442										5	1	2	0	0	0	1	
Matt Stairs, L OBP: 0.350, SLG: 0.556										3	1	1	1	0	0	2	
Reed Johnson, R OBP: 0.314, SLG: 0.370										1	0	0	0	0	0	0	
15 Alex Rios, R OBP: 0.354, SLG: 0.534										4	1	3	1	0	1	0	
Frank Thomas, R OBP: 0.374, SLG: 0.440										3	0	1	1	0	1	1	
25 Troy Glaus, R OBP: 0.383, SLG: 0.495										4	0	1	0	0	0	1	
35 Lyle Overbay, L OBP: 0.331, SLG: 0.460										4	0	1	0	0	1	2	
2 Aaron Hill, R OBP: 0.327, SLG: 0.433										4	1	2	0	0	1	1	
9 Gregg Zaun, S OBP: 0.322, SLG: 0.388										4	0	1	0	0	1	2	
6 John McDonald, R OBP: 0.301, SLG: 0.361										2	0	0	1	0	0	1	
Howie Clark, L OBP: 0.347, SLG: 0.293										1	0	0	0	0	1	1	
Inning Stats	R: 1 H: 2 E: 0 K: 0 S: 15	H: 2 R: 0 ER: 0 LOB: 1 BB: 0 P: 20	R: 0 H: 1 E: 0 K: 1 S: 13	H: 1 R: 0 ER: 0 LOB: 0 BB: 0 P: 8	R: 0 H: 1 E: 0 K: 1 S: 5	H: 0 R: 0 ER: 0 LOB: 0 BB: 0 P: 16	R: 1 H: 3 E: 0 K: 0 S: 11	H: 1 R: 0 ER: 0 LOB: 1 BB: 0 P: 17	R: 0 H: 0 E: 0 K: 1 S: 9	H: 2 R: 0 ER: 0 LOB: 2 BB: 0 P: 25	R: 0 H: 1 E: 0 K: 2 S: 14	H: 1 R: 0 ER: 0 LOB: 1 BB: 0 P: 18	1B: 8 2B: 3 3B: 0 HR: 2	SF: 2 SAC: 0 DP: 1 HBP: 0	WP: 2 PB: 0 SB: 0 CS: 0	PA: 37	
PITCHER	IP WLS BF H R ER SO BB IBB HBP BLK WP HR S P ERA WHIP																
49 Tim Wakefield, R ERA: 4.47	6.0	W 25	9	4	4	2	0	0	0	0	2	2	64	89	6.00	1.500	
17 Manny Delcarmen, R ERA: 1.54	1.0	H 3	0	0	0	1	0	0	0	0	0	0	9	12	0.00	0.000	
37 Hideki Okajima, L ERA: 0.81	1.0	H 5	2	0	0	1	0	0	0	0	0	0	18	25	0.00	2.000	
58 Jonathan Papelbon, R ERA: 1.87	1.0	S 4	1	0	0	2	0	0	0	0	0	0	14	18	0.00	1.000	

Toronto Blue Jays @ Boston Red Sox
Fenway Park, Boston, MA
Thu Jul 12 2007, 7:05 PM EDT
Att: 36,887 - Partly Cloudy - 81 F

AB	35
R	4
H	12
RBI	4
BB	0
SO	6
LOB	12



Batter	1	2	3	4	5	6	7	8	9	AB	R	H	RBI	BB	SO	LOB	BOTTOM	
7 J.D. Drew, L OBP: 0.369, SLG: 0.388										4	2	1	0	1	0	2		
15 Dustin Pedroia, R OBP: 0.400, SLG: 0.447										4	2	1	0	1	0	1		
34 David Ortiz, L OBP: 0.436, SLG: 0.560										5	2	3	2	0	1	0		
Manny Ramirez, R OBP: 0.386, SLG: 0.469										4	1	2	3	0	0	0		
20 Kevin Youkilis, R OBP: 0.420, SLG: 0.498										2	0	0	1	2	0	1		
25 Mike Lowell, R OBP: 0.350, SLG: 0.515										4	0	1	1	0	1	4		
Coco Crisp, S OBP: 0.321, SLG: 0.385										4	0	1	0	0	1	1		
28 Doug Mirabeli, R OBP: 0.259, SLG: 0.312										3	0	0	0	1	1	1		
23 Julio Lugo, R OBP: 0.273, SLG: 0.300										4	0	2	0	0	0	0		
Inning Stats	R: 4 H: 5 E: 0 K: 0 S: 26	H: 5 R: 1 ER: 0 LOB: 2 BB: 2 P: 41	R: 0 H: 1 E: 0 K: 1 S: 9	H: 1 R: 0 ER: 0 LOB: 1 BB: 0 P: 11	R: 0 H: 0 E: 0 K: 0 S: 10	H: 0 R: 0 ER: 0 LOB: 0 BB: 0 P: 14	R: 0 H: 1 E: 0 K: 1 S: 12	H: 1 R: 0 ER: 0 LOB: 1 BB: 0 P: 16	R: 2 H: 3 E: 1 K: 0 S: 22	H: 3 R: 0 ER: 1 LOB: 2 BB: 1 P: 34	R: 0 H: 0 E: 1 K: 1 S: 8	H: 0 R: 0 ER: 0 LOB: 0 BB: 0 P: 14	R: 0 H: 0 E: 0 K: 1 S: 7	H: 0 R: 0 ER: 0 LOB: 0 BB: 0 P: 8	1B: 9 2B: 2 3B: 0 HR: 0	SF: 1 SAC: 0 DP: 0 HBP: 0	WP: 0 PB: 0 SB: 0 CS: 0	PA: 40
PITCHER	IP WLS BF H R ER SO BB IBB HBP BLK WP HR S P ERA WHIP																	
32 Roy Halladay, R ERA: 4.66	5.0	L 26	8	5	5	2	4	0	0	0	0	0	75	112	9.00	2.400		
56 Brian Tallet, L ERA: 3.15	0.2	4	2	2	2	0	0	0	0	0	0	0	15	21	27.00	3.000		
44 Casey Janssen, R ERA: 2.35	1.0	6	1	0	0	1	1	0	0	0	0	0	12	23	0.00	2.000		
37 Scott Downs, L ERA: 2.36	0.2	2	0	0	0	0	0	0	0	0	0	0	5	6	0.00	0.000		
40 Brian Wolfe, R ERA: 3.27	0.2	2	0	0	0	1	0	0	0	0	0	0	5	6	0.00	0.000		

Toronto Blue Jays @ Boston Red Sox
Fenway Park, Boston, MA
Thu Jul 12 2007, 7:05 PM EDT
Att: 36,887 - Partly Cloudy - 81 F

AB	34
R	7
H	11
RBI	7
BB	5
SO	4
LOB	10



Batter	1	2	3	4	5	6	7	8	9	AB	R	H	RBI	BB	SO	LOB	TOP					
10 Vernon Wells, R OBP: 0.315, SLG: 0.439										5	0	2	0	0	0	0						
Reed Johnson, R OBP: 0.328, SLG: 0.382										5	0	1	0	0	2	2						
15 Alex Rios, R OBP: 0.358, SLG: 0.537										3	0	0	0	1	1	2						
Frank Thomas, R OBP: 0.376, SLG: 0.445										4	1	1	0	0	1	2						
25 Troy Glaus, R OBP: 0.393, SLG: 0.518										4	2	3	2	0	0	0						
35 Lyle Overbay, L OBP: 0.335, SLG: 0.454										3	0	1	0	1	0	1						
2 Aaron Hill, R OBP: 0.331, SLG: 0.447										4	1	3	2	0	1	1						
9 Gregg Zaun, S OBP: 0.313, SLG: 0.380										4	0	0	0	0	1	3						
6 John McDonald, R OBP: 0.287, SLG: 0.343										4	0	0	0	0	1	3						
Inning Stats	R: 0 E: 0 K: 0 S: 8	H: 1 LOB: 1 BB: 0 P: 11	R: 0 E: 0 K: 0 S: 18	H: 2 LOB: 2 BB: 1 P: 27	R: 0 E: 0 K: 1 S: 7	H: 0 LOB: 1 BB: 1 P: 15	R: 1 E: 0 K: 1 S: 12	H: 2 LOB: 1 BB: 0 P: 17	R: 0 E: 0 K: 0 S: 6	H: 1 LOB: 0 BB: 0 P: 11	R: 3 E: 0 K: 0 S: 18	H: 3 LOB: 0 BB: 0 P: 29	R: 0 E: 0 K: 2 S: 8	H: 1 LOB: 1 BB: 0 P: 10	R: 0 E: 0 K: 2 S: 10	H: 1 LOB: 1 BB: 0 P: 16	R: 0 E: 0 K: 1 S: 9	H: 1 LOB: 1 BB: 0 P: 11	1B: 5 2B: 4 3B: 0 HR: 2	SF: 0 SAC: 0 DP: 1 HBP: 0	WP: 1 PB: 0 SB: 0 CS: 0	PA: 38
PITCHER	IP WLS BF H R ER SO BB IBB HBP BLK WP HR S P ERA WHIP																					
18 Daisuke Matsuzaka, R ERA: 3.94	6.0 W 27 9 4 4 2 2 0 0 0 0 1 2 69 110 6.00 1.833																					
17 Manny Delcarmen, R ERA: 1.32	2.0 7 1 0 0 4 0 0 0 0 0 0 0 18 26 0.00 0.500																					
37 Hideki Okajima, L ERA: 0.79	1.0 4 1 0 0 1 0 0 0 0 0 0 0 9 11 0.00 1.000																					

Toronto Blue Jays @ Boston Red Sox
Fenway Park, Boston, MA
Sat Jul 14 2007, 7:05 PM EDT
Att: 36,830 - Partly Cloudy - 70 F

AB	36
R	4
H	11
RBI	4
BB	2
SO	7
LOB	14



Batter	1	2	3	4	5	6	7	8	9	AB	R	H	RBI	BB	SO	LOB	BOTTOM					
Coco Crisp, S OBP: 0.324, SLG: 0.389										3	2	2	1	2	0	0						
15 Dustin Pedroia, R OBP: 0.393, SLG: 0.435										5	1	1	1	0	0	4						
34 David Ortiz, L OBP: 0.438, SLG: 0.569										4	1	2	2	1	0	1						
Manny Ramirez, R OBP: 0.383, SLG: 0.473										3	0	0	1	1	2	1						
Wily Mo Peña, R OBP: 0.294, SLG: 0.369										0	0	0	0	0	0	0						
20 Kevin Youkilis, R OBP: 0.416, SLG: 0.495										4	0	1	1	0	1	2						
25 Mike Lowell, R OBP: 0.351, SLG: 0.517										4	1	1	0	0	1	2						
Jason Varitek, S OBP: 0.364, SLG: 0.448										4	1	1	2	0	2	0						
12 Eric Hinske, L OBP: 0.303, SLG: 0.419										4	1	1	1	0	2	0						
23 Julio Lugo, R OBP: 0.278, SLG: 0.305										4	2	3	0	0	0	0						
Inning Stats	R: 1 E: 0 K: 1 S: 8	H: 1 LOB: 0 BB: 0 P: 13	R: 0 E: 0 K: 1 S: 7	H: 0 LOB: 0 BB: 0 P: 12	R: 2 E: 0 K: 0 S: 13	H: 3 LOB: 2 BB: 1 P: 24	R: 1 E: 0 K: 0 S: 22	H: 2 LOB: 2 BB: 1 P: 34	R: 0 E: 0 K: 2 S: 10	H: 0 LOB: 0 BB: 0 P: 16	R: 5 E: 0 K: 2 S: 19	H: 5 LOB: 2 BB: 2 P: 32	R: 0 E: 0 K: 2 S: 7	H: 0 LOB: 0 BB: 0 P: 8	R: 0 E: 0 K: 0 S: 11	H: 1 LOB: 1 BB: 0 P: 14	R: 0 E: 0 K: 1 S: 9	H: 1 LOB: 1 BB: 0 P: 11	1B: 7 2B: 1 3B: 1 HR: 3	SF: 1 SAC: 0 DP: 0 HBP: 0	WP: 0 PB: 0 SB: 3 CS: 0	PA: 40
PITCHER	IP WLS BF H R ER SO BB IBB HBP BLK WP HR S P ERA WHIP																					
29 Dustin McGowan, R ERA: 5.05	5.0 L 25 8 6 6 4 1 1 0 0 0 0 0 9 20 27.00 9.000																					
56 Brian Tallet, L ERA: 3.79	0.1 5 2 1 1 1 1 1 0 0 0 0 0 9 20 27.00 9.000																					
40 Brian Wolfe, R ERA: 2.84	1.2 6 1 2 2 3 0 0 0 0 0 0 0 13 15 10.80 0.600																					
54 Jason Frasor, R ERA: 4.34	1.0 4 1 0 0 0 0 0 0 0 0 0 0 11 14 0.00 1.000																					

Toronto Blue Jays @ Boston Red Sox
Fenway Park, Boston, MA
Sat Jul 14 2007, 7:05 PM EDT
Att: 36,830 - Partly Cloudy - 70 F

AB	35
R	9
H	12
RBI	9
BB	4
SO	8
LOB	10



Batter	1	2	3	4	5	6	7	8	9	AB	R	H	RBI	BB	SO	LOB	TOP								
Reed Johnson, R OBP: 0.303, SLG: 0.350 (1, 7)										5	0	0	0	0	0	1									
15 Alex Rios, R OBP: 0.355, SLG: 0.532 (1, 9)										4	0	0	0	0	1	1									
10 Vernon Wells, R OBP: 0.314, SLG: 0.436 (1, 8)										3	0	0	0	1	1	0									
Matt Stairs, L OBP: 0.344, SLG: 0.545 (1, 10)										4	0	0	0	0	3	2									
25 Troy Glaus, R OBP: 0.391, SLG: 0.514 (1, 5)										4	0	1	0	0	1	1									
35 Lyle Overbay, L OBP: 0.345, SLG: 0.466 (1, 3)										3	1	3	0	1	0	0									
2 Aaron Hill, R OBP: 0.330, SLG: 0.447 (1, 4)										4	1	1	1	0	0	5									
Royce Clayton, R OBP: 0.299, SLG: 0.343 (1, 6)										4	0	2	1	0	1	3									
Jason Phillips, R OBP: 0.275, SLG: 0.284 (1, 2)										4	0	1	0	0	1	2									
Inning Stats	R: 0 E: 0 K: 1 S: 7	H: 0 LOB: 0 BB: 0 P: 14	R: 2 E: 0 K: 2 S: 15	H: 3 LOB: 1 BB: 0 P: 20	R: 0 E: 0 K: 0 S: 6	H: 0 LOB: 0 BB: 0 P: 8	R: 0 E: 1 K: 1 S: 10	H: 1 LOB: 2 BB: 0 P: 11	R: 0 E: 0 K: 1 S: 11	H: 1 LOB: 2 BB: 0 P: 19	R: 0 E: 0 K: 1 S: 10	H: 1 LOB: 0 BB: 0 P: 16	R: 0 E: 0 K: 1 S: 6	H: 0 LOB: 0 BB: 0 P: 9	R: 0 E: 0 K: 1 S: 11	H: 1 LOB: 2 BB: 1 P: 21	R: 0 E: 0 K: 0 S: 7	H: 1 LOB: 0 BB: 0 P: 9	1B: 5 2B: 3 3B: 0 HR: 0	SF: 0 SAC: 0 DP: 0 HBP: 0	WP: 0 PB: 0 SB: 0 CS: 1	PA: 37			
PITCHER	IP	WLS	BF	H	R	ER	SO	BB	IBB	HBP	BLK	WP	HR	S	P	ERA	WHIP								
19 Josh Beckett, R ERA: 3.35 (1, 1)	8.0	L	34	7	2	2	8	2	0	0	0	0	0	76	118	2.25	1.125								
50 Mike Timlin, R ERA: 3.86 (9, 1)	1.0		3	1	0	0	0	0	0	0	0	0	0	7	9	0.00	1.000								

Toronto Blue Jays @ Boston Red Sox
Fenway Park, Boston, MA
Sun Jul 15 2007, 2:05 PM EDT
Att: 36,301 - Partly Cloudy - 88 F

AB 35
R 2
H 8
RBI 2
BB 2
SO 8
LOB 15



Batter	1	2	3	4	5	6	7	8	9	AB	R	H	RBI	BB	SO	LOB	BOTTOM								
Coco Crisp, S OBP: 0.326, SLG: 0.391 (1, 8)										4	0	2	0	0	0	1									
13 Alex Cora, L OBP: 0.326, SLG: 0.450 (1, 4)										3	1	1	0	0	0	2									
15 Dustin Pedroia, R OBP: 0.392, SLG: 0.434 (7, PH) (8, 4)										1	0	0	0	0	0	1									
34 David Ortiz, L OBP: 0.439, SLG: 0.571 (1, 10)										4	0	2	1	0	1	2									
Manny Ramirez, R OBP: 0.385, SLG: 0.473 (1, 7)										4	0	2	0	0	0	1									
20 Kevin Youkilis, R OBP: 0.414, SLG: 0.490 (1, 3)										3	0	0	0	1	2	3									
25 Mike Lowell, R OBP: 0.349, SLG: 0.514 (1, 5)										4	0	1	0	0	0	3									
12 Eric Hinske, L OBP: 0.301, SLG: 0.412 (1, 9)										4	0	1	0	0	1	1									
28 Doug Mirabeli, R OBP: 0.258, SLG: 0.321 (1, 2)										4	0	1	0	0	0	0									
23 Julio Lugo, R OBP: 0.278, SLG: 0.305 (1, 6)										4	0	1	0	0	0	1									
Inning Stats	R: 0 E: 0 K: 0 S: 11	H: 2 LOB: 2 BB: 0 P: 19	R: 0 E: 0 K: 0 S: 5	H: 1 LOB: 0 BB: 0 P: 8	R: 0 E: 0 K: 1 S: 9	H: 0 LOB: 0 BB: 0 P: 11	R: 0 E: 0 K: 1 S: 11	H: 1 LOB: 1 BB: 0 P: 19	R: 1 E: 0 K: 0 S: 12	H: 3 LOB: 2 BB: 1 P: 23	R: 0 E: 0 K: 0 S: 9	H: 1 LOB: 1 BB: 0 P: 11	R: 0 E: 0 K: 2 S: 10	H: 1 LOB: 1 BB: 0 P: 14	R: 0 E: 0 K: 0 S: 8	H: 0 LOB: 0 BB: 0 P: 14	1B: 8 2B: 3 3B: 0 HR: 0	SF: 0 SAC: 0 DP: 2 HBP: 0	WP: 0 PB: 0 SB: 0 CS: 0	PA: 36					
PITCHER	IP	WLS	BF	H	R	ER	SO	BB	IBB	HBP	BLK	WP	HR	S	P	ERA	WHIP								
51 Jesse Litsch, R ERA: 4.02 (1, 1)	6.2		27	9	1	1	2	1	0	0	0	0	0	8	94	1.35	1.500								
37 Scott Downs, L ERA: 2.27 (7, 1)	0.2	H	3	1	0	0	1	0	0	0	0	0	0	8	10	0.00	1.500								
44 Casey Janssen, R ERA: 2.27 (8, 1)	0.2	H	3	1	0	0	1	0	0	0	0	0	0	7	9	0.00	1.500								
49 Jeremy Accardo, R ERA: 2.63 (9, 1)	1.0	S	3	0	0	0	0	0	0	0	0	0	0	8	14	0.00	0.000								

Toronto Blue Jays @ Boston Red Sox
Fenway Park, Boston, MA
Sun Jul 15 2007, 2:05 PM EDT
Att: 36,301 - Partly Cloudy - 88 F

AB 35
R 1
H 11
RBI 1
BB 1
SO 4
LOB 15



Batter	1	2	3	4	5	6	7	8	9	AB	R	H	RBI	BB	SO	LOB	TOP								
Reed Johnson, R (1, 7) OBP: 0.296, SLG: 0.328	0-2 G1-3	4-0 BB		1-3 K		2-1 G6-4-3		0-1 G3		4	0	0	0	1	1	2									
15 Alex Rios, R (1, 9) OBP: 0.355, SLG: 0.537	1-1 F9	1-0 F9		4-1 10 BLK BB		1-0 HR		1-1 L7		4	1	1	1	1	0	3									
10 Vernon Wells, R (1, 8) OBP: 0.318, SLG: 0.439	2-2 2B		4-2 25 HR BB	2-1 F8		2-1 1B		0-1 P5		4	1	2	0	1	0	2									
25 Troy Glaus, R (1, 5) OBP: 0.399, SLG: 0.553	4-2 BB		0-2 HR		2-2 HR	1-2 F8		1-2 3B		4	2	3	3	1	0	1									
Frank Thomas, R (1, 10) OBP: 0.371, SLG: 0.437	2-3 K		2-3 K		1-2 F8		1-1 F7	1-3 K		5	0	0	0	0	3	3									
35 Lyle Overbay, L (1, 3) OBP: 0.350, SLG: 0.469		3-2 BB 1B	0-1 G6-3		0-0 1B		0-1 9 BB 1B	0-3 K		5	0	3	0	0	1	1									
2 Aaron Hill, R (1, 4) OBP: 0.325, SLG: 0.441	1-3 K		1-2 L7		1-3 K		0-2 F7	0-0 G5-3		5	0	0	0	0	2	4									
9 Gregg Zaun, S (1, 2) OBP: 0.317, SLG: 0.379	0-3 K		3-2 10 BLK 15 BB 1B		2-3 K		4-0 BB	1-2 BB		3	0	1	0	1	2	2									
Royce Clayton, R (1, 6) OBP: 0.305, SLG: 0.349	1-2 1B		2-2 L8		1-2 G6-4-3 1B		1-3 K			3	0	2	0	0	0	1									
Matt Stairs, L (7, PH) OBP: 0.342, SLG: 0.542	1-2 BB 1B									1	0	0	0	0	1	2									
6 John McDonald, R (7, 6) OBP: 0.287, SLG: 0.343	1-2 1B									0	0	0	0	0	0	0									
Inning Stats	R: 0 E: 0 K: 1 S: 15	H: 1 LOB: 2 BB: 1 P: 24	R: 0 E: 0 K: 2 S: 14	H: 2 LOB: 3 BB: 1 P: 24	R: 2 E: 0 K: 1 S: 14	H: 1 LOB: 2 BB: 1 P: 21	R: 0 E: 0 K: 1 S: 15	H: 1 LOB: 2 BB: 1 P: 27	R: 1 E: 0 K: 2 S: 13	H: 2 LOB: 1 BB: 0 P: 19	R: 1 E: 0 K: 0 S: 11	H: 3 LOB: 1 BB: 0 P: 18	R: 0 E: 0 K: 1 S: 11	H: 1 LOB: 2 BB: 1 P: 17	R: 0 E: 0 K: 0 S: 6	H: 0 LOB: 0 BB: 0 P: 7	R: 0 E: 0 K: 2 S: 12	H: 1 LOB: 1 BB: 0 P: 14	1B: 7 2B: 1 3B: 1 HR: 3	SF: 0 SAC: 0 DP: 1 HBP: 0	WP: 0 PB: 0 SB: 0 CS: 0	PA: 43			
PITCHER	IP	WLS	BF	H	R	ER	SO	BB	IBB	HBP	BLK	WP	HR	S	P	ERA	WHIP								
29 Kei Igawa, L (1, 1) ERA: 6.97	5.0		26	7	3	3	7	4	0	0	1	0	2	71	115	5.40	2.200								
Scott Proctor, R (6, 1) ERA: 3.59	2.0	W	10	4	1	1	1	1	0	0	0	0	1	22	35	4.50	2.500								
Luis Vizcaino, R (8, 1) ERA: 4.63	1.0	H	3	0	0	0	0	0	0	0	0	0	0	6	7	0.00	0.000								
42 Mariano Rivera, R (9, 1) ERA: 3.4	1.0	S	4	1	0	0	2	0	0	0	0	0	0	12	14	0.00	1.000								

Toronto Blue Jays @ New York Yankees
Yankee Stadium, Bronx, NY
Mon Jul 16 2007, 7:05 PM EDT
Att: 52,993 - Cloudy - 81 F

AB 38
R 4
H 12
RBI 4
BB 5
SO 10
LOB 21



Batter	1	2	3	4	5	6	7	8	9	AB	R	H	RBI	BB	SO	LOB	BOTTOM								
18 Johnny Damon, L (1, 10) OBP: 0.338, SLG: 0.333	1-1 P4		0-1 G1-3		1-2 G3-1	3-3 K				4	0	0	0	0	1	2									
2 Derek Jeter, R (1, 6) OBP: 0.405, SLG: 0.476	1-2 2B		2-1 FC3-6 1B		2-3 K		2-3 K			4	0	2	0	0	2	0									
Bobby Abreu, L (1, 9) OBP: 0.351, SLG: 0.392	4-0 13 G5-4-3 BB		2-1 FC3-6 13 HR		3-3 K		3-2 G4-3			3	1	0	0	1	1	1									
13 Alex Rodriguez, R (1, 5) OBP: 0.404, SLG: 0.656	2-1 G5-4-3		0-0 HR		3-3 K		0-3 K			4	1	1	2	0	1	2									
55 Hideki Matsui, L (1, 7) OBP: 0.357, SLG: 0.492		2-1 HR	2-0 L9		0-2 G6-3		3-2 20 G5-4-3 1B			4	1	2	1	0	0	0									
20 Jorge Posada, S (1, 2) OBP: 0.407, SLG: 0.518		2-2 G6-3		1-1 12 FC5-4 1B		3-2 24 2B 12 1B 1B		2-2 G5-4-3		4	1	2	0	0	0	1									
24 Robinson Cano, L (1, 4) OBP: 0.313, SLG: 0.430	1-1 HR		2-2 F8		2-2 F8		2-2 12 1B 2B		2-1 G1-3	4	2	2	1	0	0	1									
12 Andy Phillips, R (1, 3) OBP: 0.361, SLG: 0.446	0-1 F7		0-2 FC5-4		1-2 28 1B 1B		1-2 2B			3	0	1	2	0	0	1									
2B Melky Cabrera, S (1, 8) OBP: 0.330, SLG: 0.379	3-2 G4-3		2-2 G5-3		2-2 G5-3		1-2 2B			3	0	1	0	0	0	1									
Inning Stats	R: 0 E: 0 K: 0 S: 8	H: 1 LOB: 1 BB: 1 P: 16	R: 2 E: 0 K: 0 S: 12	H: 2 LOB: 0 BB: 0 P: 20	R: 2 E: 0 K: 0 S: 8	H: 2 LOB: 0 BB: 0 P: 14	R: 0 E: 0 K: 0 S: 11	H: 1 LOB: 1 BB: 0 P: 16	R: 0 E: 0 K: 2 S: 20	H: 0 LOB: 0 BB: 0 P: 17	R: 2 E: 0 K: 1 S: 11	H: 4 LOB: 2 BB: 0 P: 32	R: 0 E: 0 K: 2 S: 11	H: 0 LOB: 0 BB: 0 P: 16	R: 0 E: 0 K: 0 S: 9	H: 1 LOB: 0 BB: 0 P: 16	1B: 6 2B: 2 3B: 0 HR: 3	SF: 0 SAC: 0 DP: 2 HBP: 0	WP: 0 PB: 0 SB: 0 CS: 0	PA: 34					
PITCHER	IP	WLS	BF	H	R	ER	SO	BB	IBB	HBP	BLK	WP	HR	S	P	ERA	WHIP								
Josh Towers, R (1, 1) ERA: 5.4	5.2	L	26	9	6	6	2	1	0	0	0	0	0	5	9	0.00	3.000								
37 Scott Downs, L (6, 1) ERA: 2.55	0.1		2	1	0	0	1	0	0	0	0	0	0	5	9	0.00	3.000								
22 Brandon League, R (7, 1) ERA: 3.7	1.0		3	0	0	0	2	0	0	0	0	0	0	11	16	0.00	0.000								
56 Brian Tallet, L (8, 1) ERA: 3.7	1.0		3	1	0	0	0	0	0	0	0	0	0	9	16	0.00	1.000								

Toronto Blue Jays @ New York Yankees
Yankee Stadium, Bronx, NY
Mon Jul 16 2007, 7:05 PM EDT
Att: 52,993 - Cloudy - 81 F

AB 33
R 6
H 11
RBI 6
BB 1
SO 5
LOB 9




Batter	1	2	3	4	5	6	7	8	9	10	AB	R	H	RBI	BB	SO	LOB		
Reed Johnson, R OBP: 0.289, SLG: 0.333 (1, 7)	2-3 K	3-2 2B			2-2 L7		1-0 L6	2-1 L9			5	0	1	0	0	1	2		
15 Alex Rios, R OBP: 0.353, SLG: 0.532 (1, 9)	3-2 2B	2-3 K			3-2 G5-3		0-0 G5-3		1-2 G4-3		5	1	1	0	0	1	2		
10 Vernon Wells, R OBP: 0.319, SLG: 0.437 (1, 8)	2-0 F7				4-1 BB		1-2 1B		0-0 G6-3		4	0	1	0	1	0	1		
25 Troy Glaus, R OBP: 0.395, SLG: 0.543 (1, 5)	4-1 2B				1-3 K		2-3 K		3-2 F8		4	0	0	0	1	2	2		
Frank Thomas, R OBP: 0.379, SLG: 0.445 (8, PR)	1-0 2B				0-0 1B		0-0 1B		3-2 1B		4	0	3	1	0	1	0		
Howie Clark, L OBP: 0.340, SLG: 0.286 (8, 10)	1-3 2B										1	1	0	0	0	0	0		
35 Lyle Overbay, L OBP: 0.347, SLG: 0.463 (1, 3)	0-1 G3-1				2-0 G4-3		0-0 F8		1-2 L3		5	0	1	0	0	0	4		
2 Aaron Hill, R OBP: 0.324, SLG: 0.440 (1, 4)		2-1 L8			1-2 F9		0-3 K		1-2 2B		5	0	1	1	0	1	2		
9 Gregg Zaun, S OBP: 0.320, SLG: 0.375 (1, 2)		1-0 G5-3			4-2 BB		1-0 1B		0-0 F7		4	0	1	0	1	1	3		
Royce Clayton, R OBP: 0.306, SLG: 0.349 (8, PH)		1-1 1B			0-0 L6		1-3 K		4-0 IBB		3	0	1	0	0	1	3		
Matt Stairs, L OBP: 0.345, SLG: 0.542 (8, PR)											0	0	0	0	1	0	0		
6 John McDonald, R OBP: 0.287, SLG: 0.343 (8, 6)											0	0	0	0	0	0	0		
Inning Stats	R: 1 E: 0 K: 1 S: 13	H: 2 LOB: 2 BB: 1 P: 25	R: 0 E: 0 K: 1 S: 14	H: 2 LOB: 2 BB: 0 P: 23	R: 0 E: 0 K: 1 S: 6	H: 0 LOB: 0 BB: 1 P: 8	R: 0 E: 0 K: 2 S: 10	H: 2 LOB: 2 BB: 0 P: 11	R: 0 E: 0 K: 1 S: 8	H: 1 LOB: 1 BB: 0 P: 12	R: 1 E: 1 K: 0 S: 14	H: 2 LOB: 2 BB: 1 P: 25	R: 0 E: 0 K: 0 S: 7	H: 0 LOB: 0 BB: 0 P: 11	R: 0 E: 0 K: 1 S: 7	H: 1 LOB: 1 BB: 0 P: 14	1B: 7 2B: 3 3B: 0 HR: 0	SF: 0 SAC: 0 DP: 0 HBP: 0	
PITCHER	IP WLS BF H R ER SO BB IBB HBP BLK WP HR S P ERA WHIP	7.0 1.0 6 2 1 0 0 3 0 0 0 0 0 0 7 116 1.29 1.429	1.0 3 0 0 0 0 0 0 0 0 0 0 0 0 7 11 0.00 0.000	1.0 4 1 0 0 0 1 0 0 0 0 0 0 0 7 14 0.00 1.000															

TOP

Toronto Blue Jays @ New York Yankees
Yankee Stadium, Bronx, NY
Tue Jul 17 2007, 7:05 PM EDT
Att: 51,961 - Partly Cloudy - 82 F

livebaseballscorecards.com

AB	40
R	2
H	10
RBI	2
BB	4
SO	8
LOB	19



WP: 0 PA: 44
PB: 0
SB: 0
CS: 0


Batter	1	2	3	4	5	6	7	8	9	10	AB	R	H	RBI	BB	SO	LOB					
18 Johnny Damon, L OBP: 0.339, SLG: 0.330 (1, 10)	4-1 G4-3				0-1 F8		2-2 F4		4-1 2B		3	1	0	0	2	1	3					
2 Derek Jeter, R OBP: 0.400, SLG: 0.469 (1, 6)	2-1 G4-3				0-0 G6-3		0-0 G4-3		2-1 G6-3		5	0	0	0	0	1	5					
Bobby Abreu, L OBP: 0.347, SLG: 0.386 (1, 9)	1-0 G4-3				2-3 K		2-3 K		1-1 G1-3		5	0	0	0	0	2	3					
13 Alex Rodriguez, R OBP: 0.404, SLG: 0.651 (1, 5)	1-2 55 1B				1-2 F9		3-2 G3		1-1 G6-3		4	1	1	1	0	0	0					
55 Hideki Matsui, L OBP: 0.360, SLG: 0.492 (1, 7)	1-2 20 S				1-0 G6-3		4-2 BB		0-0 20 1B		4	0	2	0	1	1	1					
20 Jorge Posada, S OBP: 0.410, SLG: 0.516 (1, 2)	4-2 24 FC6-4				3-1 G6-3		1-3 K		0-1 1B		3	0	1	0	2	1	1					
24 Robinson Cano, L OBP: 0.314, SLG: 0.430 (1, 4)	0-2 FC6-4				2-2 F8		1-2 28 1B		3-3 K		5	0	2	1	0	1	5					
12 Andy Phillips, R OBP: 0.354, SLG: 0.433 (9, PR)		2-1 L6			0-3 K		0-2 F8		0-1 28 S		4	0	1	0	0	1	1					
Miguel Cairo, R OBP: 0.312, SLG: 0.320 (10, 3)											0	0	0	0	0	0	0					
28 Melky Cabrera, S OBP: 0.335, SLG: 0.384 (1, 8)		0-0 B1-3			1-0 1B		1-2 1B		1-2 18 S		4	1	3	0	0	0	0					
Inning Stats	R: 1 E: 0 K: 0 S: 15	H: 2 LOB: 3 BB: 2 P: 28	R: 0 E: 0 K: 1 S: 8	H: 0 LOB: 0 BB: 0 P: 13	R: 0 E: 0 K: 2 S: 10	H: 0 LOB: 0 BB: 0 P: 13	R: 0 E: 0 K: 0 S: 6	H: 0 LOB: 0 BB: 0 P: 12	R: 0 E: 0 K: 1 S: 7	H: 1 LOB: 1 BB: 0 P: 8	R: 0 E: 0 K: 2 S: 12	H: 2 LOB: 1 BB: 1 P: 22	R: 0 E: 0 K: 0 S: 13	H: 2 LOB: 2 BB: 0 P: 16	R: 0 E: 0 K: 1 S: 10	H: 2 LOB: 2 BB: 0 P: 15	R: 1 E: 0 K: 0 S: 10	H: 1 LOB: 2 BB: 1 P: 17	R: 1 E: 0 K: 1 S: 7	H: 1 LOB: 2 BB: 1 P: 16	1B: 10 2B: 0 3B: 0 HR: 0	SF: 0 SAC: 0 DP: 0 HBP: 1
PITCHER	IP WLS BF H R ER SO BB IBB HBP BLK WP HR S P ERA WHIP	7.0 1.0 5 2 0 0 1 3 0 0 0 0 0 0 10 112 1.29 1.143	1.0 H 5 2 0 0 1 0 0 0 0 0 0 0 10 17 9.00 3.000	1.0 L 4 1 1 1 1 0 1 1 0 1 0 0 7 16 27.00 3.000																		

BOTTOM

Toronto Blue Jays @ New York Yankees
Yankee Stadium, Bronx, NY
Tue Jul 17 2007, 7:05 PM EDT
Att: 51,961 - Partly Cloudy - 82 F

livebaseballscorecards.com

AB	37
R	3
H	10
RBI	2
BB	5
SO	8
LOB	19



WP: 1 PA: 43
PB: 0
SB: 3
CS: 0

Batter	1	2	3	4	5	6	7	8	9	AB	R	H	RBI	BB	SO	LOB	TOP				
15 Alex Rios, R OBP: 0.358, SLG: 0.538	F9			G5-3		G1-3		G1-6-3		4	0	1	0	0	0	0	Toronto Blue Jays @ New York Yankees Yankee Stadium, Bronx, NY Thu Jul 19 2007, 1:05 PM EDT Att: 53,857 - Cloudy - 82 F				
Matt Stairs, L OBP: 0.348, SLG: 0.544	F7			G4-3				G1-6-3		3	1	1	0	0	0	0					
35 Lyle Overbay, L OBP: 0.345, SLG: 0.455								G1-3		1	0	0	0	0	0	1					
10 Vernon Wells, R OBP: 0.317, SLG: 0.434	K									4	1	2	0	0	2	0					
25 Troy Glaus, R OBP: 0.386, SLG: 0.527		F9		G4-3						4	0	0	0	0	0	3					
Frank Thomas, R OBP: 0.371, SLG: 0.436		G6-3			L9			G1-3		4	0	0	1	0	0	1					
2 Aaron Hill, R OBP: 0.331, SLG: 0.450										3	1	2	1	0	1	0					
9 Gregg Zaun, S OBP: 0.318, SLG: 0.372				G3						3	0	1	1	0	0	1					
Howie Clark, L OBP: 0.321, SLG: 0.267				G4-3						3	0	0	0	0	0	1					
Reed Johnson, R OBP: 0.309, SLG: 0.342					CS	G1-3		G4-3		0	0	0	0	0	0	0					
6 John McDonald, R OBP: 0.277, SLG: 0.331				G4-3		G5-3				3	0	0	0	0	1	0					
Inning Stats	R: 0 E: 0 K: 1 S: 7	H: 0 LOB: 0 BB: 0 P: 10	R: 0 E: 0 K: 1 S: 6	H: 0 LOB: 0 BB: 0 P: 8	R: 0 E: 0 K: 0 S: 9	H: 0 LOB: 0 BB: 0 P: 12	R: 0 E: 0 K: 0 S: 11	H: 1 LOB: 1 BB: 0 P: 17	R: 0 E: 0 K: 0 S: 5	H: 0 LOB: 0 BB: 0 P: 9	R: 3 E: 0 K: 0 S: 11	H: 4 LOB: 1 BB: 0 P: 16	R: 0 E: 0 K: 1 S: 5	H: 1 LOB: 0 BB: 0 P: 6	R: 0 E: 0 K: 1 S: 11	H: 0 LOB: 0 BB: 0 P: 14	1B: 4 2B: 2 3B: 1 HR: 0	SF: 0 SAC: 0 DP: 1 HBP: 0	WP: 0 PB: 0 CS: 1	PA: 33	
PITCHER	IP	WLS	BF	H	R	ER	SO	BB	IBB	HBP	BLK	WP	HR	S	P	ERA	WHIP				
40 Chien-Ming Wang, R ERA: 3.44	7.1	L	28	7	3	3	3	0	0	0	0	0	0	60	89	3.68	0.955				
Mike Myers, L ERA: 2.79	0.2		1	0	0	0	0	0	0	0	0	0	0	1	2	0.00	0.000				
Luis Vizcaino, R ERA: 4.44	1.0		3	0	0	0	1	0	0	0	0	0	0	11	14	0.00	0.000				

Batter	1	2	3	4	5	6	7	8	9	AB	R	H	RBI	BB	SO	LOB	BOTTOM					
18 Johnny Damon, L OBP: 0.337, SLG: 0.323			K		E6			F9		3	1	0	0	1	1	0	Toronto Blue Jays @ New York Yankees Yankee Stadium, Bronx, NY Thu Jul 19 2007, 1:05 PM EDT Att: 53,857 - Cloudy - 82 F					
2 Derek Jeter, R OBP: 0.402, SLG: 0.469					G6-3			K		3	1	1	0	1	1	1						
Bobby Abreu, L OBP: 0.350, SLG: 0.390										3	0	1	2	1	0	1						
13 Alex Rodriguez, R OBP: 0.404, SLG: 0.647	G6-3		G5-3							4	0	1	0	0	1	3						
55 Hideki Matsui, L OBP: 0.361, SLG: 0.489	G3-1			G4-3						4	0	1	0	0	0	2						
28 Melky Cabrera, S OBP: 0.331, SLG: 0.378	P6									4	0	1	0	0	0	3						
24 Robinson Cano, L OBP: 0.315, SLG: 0.427		G4-3		G6-3						4	0	0	0	0	0	2						
12 Andy Phillips, R OBP: 0.333, SLG: 0.403		G6-3		G1-3						3	0	0	0	0	0	1						
Wil Nieves, R OBP: 0.155, SLG: 0.143		G6-3								3	0	0	0	0	1	0						
Inning Stats	R: 2 E: 0 K: 0 S: 13	H: 1 LOB: 1 BB: 2 P: 24	R: 0 E: 0 K: 0 S: 9	H: 0 LOB: 0 BB: 0 P: 16	R: 0 E: 0 K: 1 S: 6	H: 1 LOB: 1 BB: 1 P: 13	R: 0 E: 0 K: 0 S: 12	H: 1 LOB: 1 BB: 0 P: 20	R: 0 E: 0 K: 1 S: 12	H: 0 LOB: 0 BB: 0 P: 19	R: 0 E: 0 K: 1 S: 8	H: 1 LOB: 0 BB: 0 P: 13	R: 0 E: 0 K: 1 S: 5	H: 0 LOB: 0 BB: 0 P: 6	R: 0 E: 0 K: 1 S: 6	H: 0 LOB: 0 BB: 0 P: 9		R: 0 E: 0 K: 0 S: 11	H: 1 LOB: 1 BB: 0 P: 16	1B: 4 2B: 1 3B: 0 HR: 0	SF: 0 SAC: 0 DP: 2 HBP: 0	WP: 1 PB: 0 CS: 0
PITCHER	IP	WLS	BF	H	R	ER	SO	BB	IBB	HBP	BLK	WP	HR	S	P	ERA	WHIP					
29 Dustin McGowan, R ERA: 4.84	7.0	W	27	4	2	2	3	3	0	0	0	0	0	65	111	2.57	1.000					
44 Casey Janssen, R ERA: 2.39	1.0	H	3	0	0	0	1	0	0	0	0	0	0	6	9	0.00	0.000					
49 Jeremy Accardo, R ERA: 2.72	1.0	S	4	1	0	0	0	0	0	0	0	0	0	11	16	0.00	1.000					

Batter	1	2	3	4	5	6	7	8	9	AB	R	H	RBI	BB	SO	LOB	TOP			
51 Ichiro Suzuki, L (1, 8) OBP: 0.405, SLG: 0.451	G1-6-3		BB 1B		CH 78 SL 84 B SL 82 C SL 81 F CH 79 D CH 80	1B SH3 BB	F7			3	1	1	0	1	0	0				
Jose Vidro, S (1, 10) OBP: 0.360, SLG: 0.364	K		BB		B SL 84 X SL 82	SH3	G3-1			2	0	0	0	1	1	0				
Raul Ibanez, L (1, 7) OBP: 0.313, SLG: 0.406 Jason Ellison, R (8, PR) OBP: 0.268, SLG: 0.250	G4-3		G4-3		B CH 78 B SL 83 X CU 71	1B		E4		4	0	1	1	0	0	2				
Jose Guillen, R (1, 9) OBP: 0.360, SLG: 0.451		F9			B SL 84 X SL 82	29 HR BB	29 G6-4-3 1B	K		3	1	1	1	1	1	1				
29 Adrián Beltré, R (1, 5) OBP: 0.329, SLG: 0.484		K			B CU 77 X FA 85	BB	G6-4-3	G6-3		4	1	1	2	0	1	3				
Richie Sexson, R (1, 3) OBP: 0.306, SLG: 0.400		1B			X CU 69	G6-3		G6-3		4	0	2	0	0	0	0				
2 Kenji Johjima, R (1, 2) OBP: 0.319, SLG: 0.445		F7			B SL 83 X SL 78	F8		F8		4	0	0	0	0	0	2				
4 Jose Lopez, R (1, 4) OBP: 0.304, SLG: 0.389			P4		C SL 76 X SL 78	G5-3		K		4	0	0	0	0	1	0				
7 Yuniesky Betancourt, R (1, 6) OBP: 0.310, SLG: 0.379			G1-3		C SL 76 B SL 82 X SL 82	SH3 51 BB 1B BB		L5		2	1	0	0	1	0	0				
Inning Stats	R: 0 E: 0 K: 1 S: 9	H: 0 LOB: 0 BB: 0 P: 12	R: 0 E: 0 K: 1 S: 8	H: 1 LOB: 1 BB: 0 P: 12	R: 0 E: 0 K: 0 S: 11	H: 1 LOB: 2 BB: 1 P: 20	R: 2 E: 0 K: 0 S: 8	H: 1 LOB: 0 BB: 1 P: 15	R: 2 E: 0 K: 0 S: 11	H: 2 LOB: 1 BB: 2 P: 25	R: 0 E: 0 K: 1 S: 10	H: 0 LOB: 0 BB: 0 P: 14	R: 0 E: 0 K: 1 S: 9	H: 0 LOB: 1 BB: 0 P: 14	R: 0 E: 0 K: 0 S: 8	H: 1 LOB: 0 BB: 0 P: 13	1B: 5 2B: 0 3B: 0 HR: 1	SF: 0 SAC: 1 DP: 2 HBP: 0	WP: 0 PB: 0 SB: 0 CS: 1	PA: 35
PITCHER	IP WLS BF H R ER SO BB IBB HBP BLK WP HR S P ERA WHIP																			
51 Jesse Litsch, R (1, 1) ERA: 4.54	4.1 L 22 5 4 4 2 4 0 0 0 0 0 1 45 80 8.31 2.077																			
40 Brian Wolfe, R (5, 1) ERA: 2.35	2.2 7 0 0 0 1 0 0 0 0 0 0 0 20 32 0.00 0.000																			
54 Jason Frasor, R (8, 1) ERA: 4.23	1.0 3 0 0 0 1 0 0 0 0 0 0 0 9 14 0.00 0.000																			
22 Brandon League, R (9, 1) ERA: 5.4	1.0 3 1 0 0 0 0 0 0 0 0 0 0 8 13 0.00 1.000																			

Seattle Mariners @ Toronto Blue Jays
Rogers Centre, Toronto, ON
Fri Jul 20, 2007, 7:07 PM EDT
Att: 27,079 - Overcast - 73 F

AB 30
R 4
H 6
RBI 4
BB 4
SO 4
LOB 8



Batter	1	2	3	4	5	6	7	8	9	AB	R	H	RBI	BB	SO	LOB	BOTTOM					
Reed Johnson, R (1, 7) OBP: 0.294, SLG: 0.325	K		P4		B SL 86 S SL 86 X SL 86	K				4	0	0	0	0	2	1						
15 Alex Rios, R (1, 9) OBP: 0.361, SLG: 0.545	10 G5-3 2B		P4		C FA 91 X SL 76	10 G5-3 25 1B 2B		10 G6-3 1B		4	1	3	0	0	0	0						
10 Vernon Wells, R (1, 8) OBP: 0.314, SLG: 0.430	G5-3		F7		B FF 91 F SL 86 X SL 87	G5-3		G6-3		4	0	0	0	0	0	3						
25 Troy Glaus, R (1, 5) OBP: 0.388, SLG: 0.527	L9				B FA 90 C FA 91 F SL 86 X SL 87	K		35 1B 1B		4	0	2	1	0	1	1						
Frank Thomas, R (1, 10) OBP: 0.370, SLG: 0.432		2 BB 9 G4-6-3 BB			F FA 91 C SL 77	F7		K		3	1	0	0	1	1	2						
35 Lyle Overbay, L (1, 3) OBP: 0.347, SLG: 0.454		9 G4-6-3 2 BB BB			C FA 91 C CH 80 F SL 86 X SL 87	L4		L4		3	0	1	0	1	0	0						
2 Aaron Hill, R (1, 4) OBP: 0.335, SLG: 0.455					C FF 89 B SL 75 X SL 75	9 G4-3 2B		K		3	0	2	0	1	1	2						
9 Gregg Zaun, S (1, 2) OBP: 0.311, SLG: 0.362			G4-6-3		B CH 79 B SL 85 C FA 90 X FF 90	G4-3		F8		4	0	0	0	0	4							
6 John McDonald, R (1, 6) OBP: 0.274, SLG: 0.328 Howie Clark, L (7, PH) OBP: 0.315, SLG: 0.261 Royce Clayton, R (8, 6) OBP: 0.306, SLG: 0.349 Matt Stairs, L (9, PH) OBP: 0.346, SLG: 0.541			K		C SL 82 F SL 83 X FA 93	K		G3-1		2	0	0	0	0	2	2						
Inning Stats	R: 0 E: 0 K: 1 S: 8	H: 1 LOB: 1 BB: 0 P: 12	R: 1 E: 0 K: 1 S: 7	H: 0 LOB: 3 BB: 3 P: 23	R: 0 E: 0 K: 0 S: 5	H: 0 LOB: 0 BB: 0 P: 8	R: 0 E: 0 K: 1 S: 12	H: 0 LOB: 0 BB: 0 P: 19	R: 0 E: 0 K: 2 S: 10	H: 1 LOB: 1 BB: 0 P: 15	R: 1 E: 0 K: 0 S: 16	H: 3 LOB: 2 BB: 0 P: 24	R: 0 E: 0 K: 0 S: 7	H: 0 LOB: 0 BB: 0 P: 12	R: 0 E: 0 K: 0 S: 9	H: 2 LOB: 1 BB: 0 P: 16	R: 0 E: 0 K: 0 S: 10	H: 1 LOB: 1 BB: 0 P: 13	1B: 5 2B: 3 3B: 0 HR: 0	SF: 0 SAC: 0 DP: 2 HBP: 0	WP: 0 PB: 0 SB: 0 CS: 0	PA: 36
PITCHER	IP WLS BF H R ER SO BB IBB HBP BLK WP HR S P ERA WHIP																					
43 Miguel Batista, R (1, 1) ERA: 4.32	5.2 W 24 5 2 2 6 3 0 0 0 0 0 0 10 17 0.00 0.000																					
Sean Green, R (6, 1) ERA: 2.61	1.1 H 4 0 0 0 1 0 0 0 0 0 0 0 10 17 0.00 0.000																					
33 Chris Reitsma, R (8, 1) ERA: 5.4	1.0 H 4 2 0 0 0 0 0 0 0 0 0 0 9 16 0.00 2.000																					
20 J.J. Putz, R (9, 1) ERA: 0.78	1.0 S 4 1 0 0 0 0 0 0 0 0 0 0 10 13 0.00 1.000																					

Seattle Mariners @ Toronto Blue Jays
Rogers Centre, Toronto, ON
Fri Jul 20, 2007, 7:07 PM EDT
Att: 27,079 - Overcast - 73 F

AB 33
R 2
H 8
RBI 1
BB 3
SO 7
LOB 16



Batter	1	2	3	4	5	6	7	8	9	AB	R	H	RBI	BB	SO	LOB	TOP										
51 Ichiro Suzuki, L (1, 8) OBP: 0.404, SLG: 0.447										3	0	0	0	1	0	0	Seattle Mariners @ Toronto Blue Jays Rogers Centre, Toronto, ON Sat Jul 21 2007, 1:07 PM EDT Att: 28,921 - Sunny - 73 F										
Jose Vidro, S (1, 10) OBP: 0.361, SLG: 0.366										4	0	2	0	0	0	0											
Raul Ibanez, L (1, 7) OBP: 0.310, SLG: 0.401										4	0	0	0	0	1	3											
Jose Guillen, R (1, 9) OBP: 0.356, SLG: 0.445										4	0	0	0	0	2	1											
29 Adrián Beltré, R (1, 5) OBP: 0.326, SLG: 0.478										4	0	0	0	0	1	0											
Richie Sexson, R (1, 3) OBP: 0.306, SLG: 0.397										2	0	0	0	1	2	0											
4 Jose Lopez, R (1, 4) OBP: 0.304, SLG: 0.389										3	0	1	0	0	0	0											
Jamie Burke, R (1, 2) OBP: 0.389, SLG: 0.424										2	0	0	0	0	0	0											
Ben Broussard, L (7, PH) OBP: 0.353, SLG: 0.434										1	0	0	0	0	0	2											
2 Kenji Johjima, R (7, 2) OBP: 0.319, SLG: 0.445										0	0	0	0	0	0	0											
7 Yuniesky Betancourt, R (1, 6) OBP: 0.307, SLG: 0.376										3	0	0	0	0	0	0											
Inning Stats	R: 0 E: 0 K: 0 S: 4	H: 0 LOB: 0 BB: 0 P: 6	R: 0 E: 0 K: 2 S: 9	H: 0 LOB: 0 BB: 0 P: 15	R: 0 E: 0 K: 0 S: 9	H: 0 LOB: 0 BB: 0 P: 9	R: 0 E: 0 K: 0 S: 10	H: 1 LOB: 1 BB: 0 P: 16	R: 0 E: 0 K: 1 S: 7	H: 0 LOB: 0 BB: 0 P: 10	R: 0 E: 0 K: 0 S: 13	H: 1 LOB: 2 BB: 1 P: 22	R: 0 E: 0 K: 1 S: 15	H: 1 LOB: 2 BB: 1 P: 22	R: 0 E: 0 K: 0 S: 7	H: 0 LOB: 0 BB: 0 P: 9	R: 0 E: 0 K: 2 S: 9	H: 0 LOB: 0 BB: 0 P: 13	1B: 3 2B: 0 3B: 0 HR: 0	SF: 0 SAC: 0 DP: 0 HBP: 0	WP: 0 PB: 0 SB: 0 CS: 0	PA: 32					
PITCHER	IP	WLS	BF	H	R	ER	SO	BB	IBB	HBP	BLK	WP	HR	S	P	ERA	WHIP										
Josh Towers, R (1, 1) ERA: 4.97	6.2	W	25	3	0	0	4	2	0	0	0	0	0	65	97	0.00	0.750										
44 Casey Janssen, R (7, 1) ERA: 2.35	0.2	H	2	0	0	0	0	0	0	0	0	0	0	3	4	0.00	0.000										
37 Scott Downs, L (8, 1) ERA: 2.35	1.0	H	3	0	0	0	1	0	0	0	0	0	0	9	13	0.00	0.000										
49 Jeremy Accardo, R (9, 1) ERA: 2.88	0.2	S	2	0	0	0	1	0	0	0	0	0	0	6	8	0.00	0.000										

Batter	1	2	3	4	5	6	7	8	9	AB	R	H	RBI	BB	SO	LOB	BOTTOM										
Matt Stairs, L (1, 7) OBP: 0.341, SLG: 0.531										4	0	0	0	0	0	1	Seattle Mariners @ Toronto Blue Jays Rogers Centre, Toronto, ON Sat Jul 21 2007, 1:07 PM EDT Att: 28,921 - Sunny - 73 F										
Reed Johnson, R (9, 7) OBP: 0.294, SLG: 0.325										0	0	0	0	0	0	0											
35 Lyle Overbay, L (1, 3) OBP: 0.343, SLG: 0.448										3	0	0	0	0	1	0											
15 Alex Rios, R (1, 9) OBP: 0.359, SLG: 0.541										3	0	0	0	0	0	0											
25 Troy Glaus, R (1, 5) OBP: 0.384, SLG: 0.520										3	0	0	0	0	1	0											
10 Vernon Wells, R (1, 8) OBP: 0.314, SLG: 0.429										3	1	1	0	0	0	0											
Frank Thomas, R (1, 10) OBP: 0.370, SLG: 0.431										3	0	1	0	0	1	0											
2 Aaron Hill, R (1, 4) OBP: 0.335, SLG: 0.454										3	0	1	1	0	1	0											
9 Gregg Zaun, S (1, 2) OBP: 0.306, SLG: 0.355										3	0	0	0	0	0	2											
Royce Clayton, R (1, 6) OBP: 0.306, SLG: 0.348										3	0	1	0	0	0	2											
Inning Stats	R: 0 E: 0 K: 1 S: 6	H: 0 LOB: 0 BB: 0 P: 9	R: 1 E: 0 K: 0 S: 14	H: 3 LOB: 2 BB: 0 P: 19	R: 0 E: 0 K: 0 S: 10	H: 0 LOB: 0 BB: 0 P: 14	R: 0 E: 0 K: 1 S: 6	H: 0 LOB: 0 BB: 0 P: 7	R: 0 E: 0 K: 1 S: 9	H: 1 LOB: 1 BB: 0 P: 13	R: 0 E: 0 K: 1 S: 9	H: 0 LOB: 0 BB: 0 P: 12	R: 0 E: 0 K: 0 S: 5	H: 0 LOB: 0 BB: 0 P: 7	R: 0 E: 0 K: 0 S: 4	H: 0 LOB: 0 BB: 0 P: 7	1B: 4 2B: 0 3B: 0 HR: 0	SF: 0 SAC: 0 DP: 0 HBP: 0	WP: 0 PB: 0 SB: 0 CS: 0	PA: 28							
PITCHER	IP	WLS	BF	H	R	ER	SO	BB	IBB	HBP	BLK	WP	HR	S	P	ERA	WHIP										
36 Jeff Weaver, R (1, 1) ERA: 6.19	8.0	L	28	4	1	1	4	0	0	0	0	0	0	63	88	1.12	0.500										

AB	30
R	0
H	3
RBI	0
BB	2
SO	6
LOB	6



AB	28
R	1
H	4
RBI	1
BB	0
SO	4
LOB	5

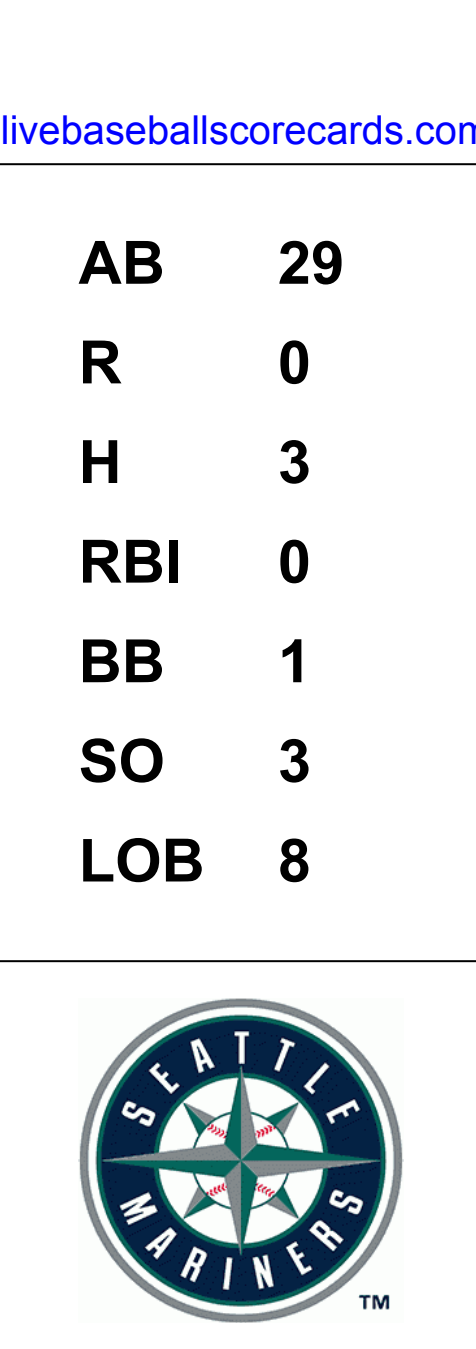


livebaseballscores.com

livebaseballscores.com

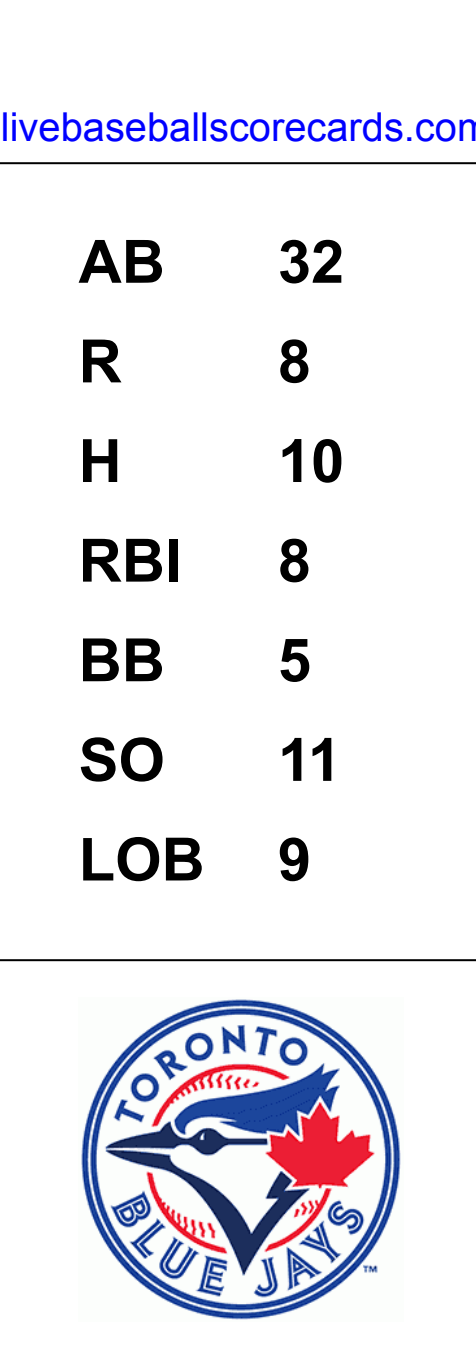
Batter	1	2	3	4	5	6	7	8	9	AB	R	H	RBI	BB	SO	LOB	TOP			
51 Ichiro Suzuki, L (1, 8) OBP: 0.400, SLG: 0.443	G4-3		G4-3			G6-3			FC4-6 G5-3	4	0	0	0	0	0	1				
4 Jose Lopez, R (1, 4) OBP: 0.300, SLG: 0.384	F9			F8			F9		G5-3	4	0	0	0	0	0	1				
Raul Ibanez, L (1, 10) OBP: 0.306, SLG: 0.396	G1-6-3			F7			F8		G1-3	4	0	0	0	0	0	1				
29 Adrián Beltré, R (1, 5) OBP: 0.326, SLG: 0.480		2B		F8			F9			3	0	1	0	0	0	0				
Ben Broussard, L (1, 9) OBP: 0.353, SLG: 0.427	P5				G4-6-3 BB			F9		2	0	0	0	1	0	1				
Richie Sexson, R (1, 3) OBP: 0.303, SLG: 0.394	P6				G4-6-3			K		3	0	0	0	0	1	2				
2 Kenji Johjima, R (1, 2) OBP: 0.319, SLG: 0.448	G5-3				K			2B		3	0	1	0	0	1	1	AB 29			
7 Yuniesky Betancourt, R (1, 6) OBP: 0.304, SLG: 0.372			P6			K			P4	3	0	0	0	0	1	1	R 0			
Jason Ellison, R (1, 7) OBP: 0.273, SLG: 0.256			L9			G6-3				3	0	1	0	0	0	0	H 3			
																	RBI 0			
																	BB 1			
																	SO 3			
																	LOB 8			
Inning Stats	R: 0 E: 0 K: 0 S: 7	H: 0 LOB: 0 BB: 0 P: 10	R: 0 E: 0 K: 0 S: 9	H: 1 LOB: 1 BB: 0 P: 11	R: 0 E: 0 K: 0 S: 6	H: 0 LOB: 0 BB: 0 P: 12	R: 0 E: 0 K: 0 S: 7	H: 0 LOB: 0 BB: 0 P: 12	R: 0 E: 0 K: 1 S: 12	H: 0 LOB: 0 BB: 1 P: 19	R: 0 E: 0 K: 1 S: 8	H: 0 LOB: 0 BB: 0 P: 12	R: 0 E: 0 K: 1 S: 11	H: 1 LOB: 1 BB: 0 P: 16	R: 0 E: 0 K: 0 S: 8	H: 1 LOB: 1 BB: 0 P: 10	1B: 1 2B: 2 HR: 0	SF: 0 SAC: 0 HBP: 0	WP: 0 PB: 0 SB: 0 CS: 0	PA: 30
PITCHER 32 Roy Halladay, R (1, 1) ERA: 4.15	IP: 9.0 WLS: W BF: 30 H: 3 R: 0 ER: 0 SO: 3 BB: 1 IBB: 0 HBP: 0 BLK: 0 WP: 0 HR: 0 S: 74 P: 111 ERA: 0.00 WHIP: 0.444															PITCHER				

Seattle Mariners @ Toronto Blue Jays
Rogers Centre, Toronto, ON
Sun Jul 22 2007, 1:07 PM EDT
Att: 29,083 - Sunny - 77 F



Batter	1	2	3	4	5	6	7	8	9	AB	R	H	RBI	BB	SO	LOB	BOTTOM			
Reed Johnson, R (1, 7) OBP: 0.303, SLG: 0.333	K		15 1B 35 G6-3 1B		SH5-4	K		35 SF7 1B		4	0	2	0	0	2	0				
35 Lyle Overbay, L (1, 3) OBP: 0.341, SLG: 0.443	G4-3		G6-3		15 E 25 HR 1B	G4-3		SF7		3	1	0	1	1	0	1				
15 Alex Rios, R (1, 9) OBP: 0.359, SLG: 0.539	G3		2-3 1B		E7 25 HR 1B			L9		5	1	2	2	0	1	2				
25 Troy Glaus, R (1, 5) OBP: 0.382, SLG: 0.528		K	K		HR					4	1	1	3	0	3	2				
10 Vernon Wells, R (1, 8) OBP: 0.313, SLG: 0.430	G5-3			K		2B				4	0	1	0	0	2	0				
Frank Thomas, R (1, 10) OBP: 0.368, SLG: 0.427		2 BB BB		P6		K		K		3	0	0	0	1	2	1				
2 Aaron Hill, R (1, 4) OBP: 0.337, SLG: 0.461				G6-3		K				3	1	1	1	1	1	1	AB 32			
9 Gregg Zaun, S (1, 2) OBP: 0.315, SLG: 0.376			P5		SH5-4 15 1B BB			HR		2	3	1	1	2	0	2	R 8			
Royce Clayton, R (1, 6) OBP: 0.310, SLG: 0.352			G5-3		15 1B SH5-4 1B	G6-3				4	1	2	0	0	0	0	H 10			
																	RBI 8			
																	BB 5			
																	SO 11			
																	LOB 9			
Inning Stats	R: 0 E: 0 K: 1 S: 5	H: 0 LOB: 0 BB: 0 P: 5	R: 0 E: 0 K: 1 S: 11	H: 0 LOB: 2 BB: 2 P: 22	R: 0 E: 0 K: 1 S: 12	H: 2 LOB: 2 BB: 0 P: 17	R: 0 E: 0 K: 1 S: 9	H: 0 LOB: 0 BB: 0 P: 12	R: 5 E: 1 K: 2 S: 19	H: 4 LOB: 1 BB: 2 P: 32	R: 1 E: 0 K: 1 S: 10	H: 1 LOB: 0 BB: 0 P: 15	R: 0 E: 0 K: 3 S: 9	H: 0 LOB: 0 BB: 0 P: 13	R: 2 E: 0 K: 1 S: 16	H: 3 LOB: 2 BB: 1 P: 27	1B: 6 2B: 1 3B: 0 HR: 3	SF: 1 SAC: 1 DP: 0 HBP: 0	WP: 0 PB: 0 SB: 0 CS: 0	PA: 39
PITCHER 34 Félix Hernández, R (1, 1) ERA: 4.02 35 Brandon Morrow, R (7, 1) ERA: 3.68 18 Ryan Rowland-Smith, L (8, 1) ERA: 5.4	IP: 6.0 WLS: L BF: 29 H: 7 R: 6 ER: 6 SO: 7 BB: 3 IBB: 0 HBP: 0 BLK: 0 WP: 0 HR: 0 S: 2 P: 103 ERA: 9.00 WHIP: 1.667															PITCHER				

Seattle Mariners @ Toronto Blue Jays
Rogers Centre, Toronto, ON
Sun Jul 22 2007, 1:07 PM EDT
Att: 29,083 - Sunny - 77 F



Batter	1	2	3	4	5	6	7	8	9	AB	R	H	RBI	BB	SO	LOB	TOP										
Luis Castillo, S OBP: 0.354, SLG: 0.348	F8		F8		FC3-2-5-6			G4-3		4	0	1	0	0	0	2	Minnesota Twins @ Toronto Blue Jays Rogers Centre, Toronto, ON Mon Jul 23 2007, 7:07 PM EDT Att: 26,091 - Overcast - 77 F										
Jason Bartlett, R OBP: 0.333, SLG: 0.333	G1-3		F7		G4-3			G5-3		4	0	0	0	0	0	2											
7 Joe Mauer, L OBP: 0.395, SLG: 0.454	G1									4	1	2	0	0	0	0											
33 Justin Morneau, L OBP: 0.363, SLG: 0.586		HR								4	2	2	3	0	1	1											
Tori Hunter, R OBP: 0.345, SLG: 0.556										4	1	2	1	0	2	0											
16 Jason Kubel, L OBP: 0.301, SLG: 0.408										4	0	0	0	0	0	1											
Rondell White, R OBP: 0.200, SLG: 0.077										4	0	0	0	0	1	1											
Jason Tyner, L OBP: 0.324, SLG: 0.325										4	0	1	0	0	0	1											
8 Nick Punto, S OBP: 0.309, SLG: 0.285										3	0	2	0	0	0	0											
Inning Stats	R: 0 E: 0 K: 0 S: 8	H: 0 LOB: 0 BB: 0 P: 12	R: 1 E: 0 K: 1 S: 10	H: 1 LOB: 0 BB: 0 P: 15	R: 0 E: 0 K: 0 S: 11	H: 2 LOB: 1 BB: 0 P: 15	R: 2 E: 0 K: 1 S: 9	H: 2 LOB: 0 BB: 0 P: 16	R: 0 E: 0 K: 0 S: 9	H: 1 LOB: 0 BB: 0 P: 13	R: 0 E: 0 K: 0 S: 6	H: 0 LOB: 0 BB: 0 P: 8	R: 0 E: 0 K: 0 S: 9	H: 1 LOB: 1 BB: 0 P: 14	R: 0 E: 0 K: 1 S: 10	H: 1 LOB: 1 BB: 0 P: 15	1B: 5 2B: 2 HR: 3	SF: 0 SAC: 0 HBP: 0	WP: 0 PB: 0 SB: 0 CS: 1	PA: 35							
PITCHER	IP	WLS	BF	H	R	ER	SO	BB	IBB	HBP	BLK	WP	HR	S	P	ERA	WHIP										
28 Shaun Marcum, R ERA: 3.87	6.0	W	24	8	4	4	3	0	0	0	0	0	3	56	87	6.00	1.333										
44 Casey Janssen, R ERA: 2.29	1.2	H	5	0	0	0	0	0	0	0	0	0	0	11	15	0.00	0.000										
37 Scott Downs, L ERA: 2.33	0.1	H	2	1	0	0	0	0	0	0	0	0	0	4	7	0.00	3.000										
49 Jeremy Accardo, R ERA: 2.61	1.0	S	4	1	0	0	1	0	0	0	0	0	0	10	15	0.00	1.000										

Batter	1	2	3	4	5	6	7	8	9	AB	R	H	RBI	BB	SO	LOB	BOTTOM										
Reed Johnson, R OBP: 0.301, SLG: 0.365	HR	F8		P4				F9		4	1	1	1	0	0	1	Minnesota Twins @ Toronto Blue Jays Rogers Centre, Toronto, ON Mon Jul 23 2007, 7:07 PM EDT Att: 26,091 - Overcast - 77 F										
15 Alex Rios, R OBP: 0.361, SLG: 0.549	K		HR		HR			K		4	2	2	1	0	2	0											
25 Troy Glaus, R OBP: 0.377, SLG: 0.520	F8		K		K			G6-3		4	0	0	0	0	2	1											
10 Vernon Wells, R OBP: 0.313, SLG: 0.428	HR		G6-3		G3			K		4	1	1	0	0	1	1											
Frank Thomas, R OBP: 0.372, SLG: 0.448	HR							L8		3	2	2	4	1	0	0											
2 Aaron Hill, R OBP: 0.333, SLG: 0.456	E4		G1-3		G5-3			G6-3		4	0	0	0	0	0	1											
Matt Stairs, L OBP: 0.340, SLG: 0.528	K									3	0	1	0	0	1	1											
9 Gregg Zaun, S OBP: 0.315, SLG: 0.376										0	0	0	0	0	0	0											
7 Curtis Thigpen, R OBP: 0.317, SLG: 0.289										1	0	0	0	1	0	0											
35 Lyle Overbay, L OBP: 0.339, SLG: 0.441										1	0	0	0	0	0	0											
Royce Clayton, R OBP: 0.305, SLG: 0.346										3	0	0	0	0	1	2											
Inning Stats	R: 3 E: 1 K: 2 S: 16	H: 3 LOB: 1 BB: 0 P: 26	R: 0 E: 0 K: 0 S: 6	H: 0 LOB: 0 BB: 0 P: 8	R: 1 E: 0 K: 1 S: 12	H: 1 LOB: 1 BB: 1 P: 21	R: 0 E: 0 K: 0 S: 9	H: 1 LOB: 1 BB: 1 P: 18	R: 2 E: 0 K: 1 S: 15	H: 2 LOB: 0 BB: 0 P: 19	R: 0 E: 0 K: 1 S: 8	H: 0 LOB: 0 BB: 0 P: 10	R: 0 E: 0 K: 1 S: 9	H: 0 LOB: 0 BB: 0 P: 11	R: 0 E: 0 K: 1 S: 10	H: 0 LOB: 0 BB: 0 P: 13	1B: 2 2B: 1 3B: 0 HR: 4	SF: 0 SAC: 0 DP: 1 HBP: 0	WP: 0 PB: 0 SB: 0 CS: 0	PA: 33							
PITCHER	IP	WLS	BF	H	R	ER	SO	BB	IBB	HBP	BLK	WP	HR	S	P	ERA	WHIP										
Johan Santana, L ERA: 2.94	5.0	L	24	7	6	6	4	2	0	0	0	0	4	58	92	10.80	1.800										
Ramon Ortiz, R ERA: 5.27	2.0		6	0	0	0	2	0	0	0	0	0	0	17	21	0.00	0.000										
Juan Rincon, R ERA: 4.67	1.0		3	0	0	0	1	0	0	0	0	0	0	10	13	0.00	0.000										

AB	35
R	4
H	10
RBI	4
BB	0
SO	4
LOB	8



AB	31
R	6
H	7
RBI	6
BB	2
SO	7
LOB	7



Batter	1	2	3	4	5	6	7	8	9	AB	R	H	RBI	BB	SO	LOB	TOP								
Luis Castillo, S OBP: 0.353, SLG: 0.347										4	0	1	0	0	1	1	Minnesota Twins @ Toronto Blue Jays Rogers Centre, Toronto, ON Tue Jul 24 2007, 7:07 PM EDT Att: 30,669 - Cloudy - 75 F								
Jason Bartlett, R OBP: 0.330, SLG: 0.329										4	0	0	0	0	1	2									
7 Joe Mauer, L OBP: 0.399, SLG: 0.460										3	0	2	0	1	0	1									
33 Justin Morneau, L OBP: 0.359, SLG: 0.579										4	0	0	0	0	1	3									
Tori Hunter, R OBP: 0.344, SLG: 0.551										3	0	0	0	1	1	1									
16 Jason Kubel, L OBP: 0.301, SLG: 0.406										4	0	1	0	0	0	1									
Rondell White, R OBP: 0.283, SLG: 0.235										4	0	2	0	0	1	2									
20 Lew Ford, R OBP: 0.300, SLG: 0.340										3	0	0	0	0	1	1									
8 Nick Punto, S OBP: 0.309, SLG: 0.283										2	0	0	0	1	0	0									
Inning Stats	R: 0 E: 0 K: 1 S: 11	H: 0 LOB: 1 BB: 1 P: 18	R: 0 E: 0 K: 0 S: 8	H: 1 LOB: 1 BB: 0 P: 15	R: 0 E: 0 K: 0 S: 7	H: 1 LOB: 1 BB: 0 P: 11	R: 0 E: 0 K: 1 S: 10	H: 1 LOB: 2 BB: 1 P: 17	R: 0 E: 0 K: 1 S: 7	H: 0 LOB: 0 BB: 0 P: 17	R: 0 E: 0 K: 1 S: 7	H: 1 LOB: 0 BB: 0 P: 10	R: 0 E: 0 K: 1 S: 9	H: 0 LOB: 0 BB: 0 P: 12	R: 0 E: 0 K: 1 S: 11	H: 0 LOB: 1 BB: 1 P: 20	R: 0 E: 0 K: 1 S: 12	H: 2 LOB: 2 BB: 0 P: 19	1B: 4 2B: 2 3B: 0 HR: 0	SF: 0 SAC: 0 DP: 1 HBP: 0	WP: 0 PB: 0 SB: 0 CS: 0	PA: 34			
PITCHER	IP	WLS	BF	H	R	ER	SO	BB	IBB	HBP	BLK	WP	HR	S	P	ERA	WHIP								
29 Dustin McGowan, R ERA: 4.45	7.1	W	27	4	0	0	5	3	0	0	0	0	0	68	111	0.00	0.955								
44 Casey Janssen, R ERA: 2.25	0.2		2	0	0	0	0	0	0	0	0	0	0	5	9	0.00	0.000								
22 Brandon League, R ERA: 4.15	1.0		5	2	0	0	1	0	0	0	0	0	0	12	19	0.00	2.000								

Batter	1	2	3	4	5	6	7	8	9	AB	R	H	RBI	BB	SO	LOB	BOTTOM								
Reed Johnson, R OBP: 0.299, SLG: 0.352										3	0	0	0	1	0	1	Minnesota Twins @ Toronto Blue Jays Rogers Centre, Toronto, ON Tue Jul 24 2007, 7:07 PM EDT Att: 30,669 - Cloudy - 75 F								
35 Lyle Overbay, L OBP: 0.338, SLG: 0.435										3	1	0	0	1	1	2									
15 Alex Rios, R OBP: 0.360, SLG: 0.545										3	1	0	0	1	0	2									
25 Troy Glaus, R OBP: 0.375, SLG: 0.516										4	1	1	0	0	1	2									
10 Vernon Wells, R OBP: 0.314, SLG: 0.439										4	2	2	4	0	1	0									
Frank Thomas, R OBP: 0.371, SLG: 0.446										4	0	1	1	0	1	0									
Howie Clark, L OBP: 0.315, SLG: 0.261										0	0	0	0	0	0	0									
2 Aaron Hill, R OBP: 0.335, SLG: 0.462										4	2	2	0	0	0	1									
9 Gregg Zaun, S OBP: 0.314, SLG: 0.373										4	0	1	0	0	1	2									
6 John McDonald, R OBP: 0.276, SLG: 0.335										2	0	1	2	0	0	0									
Inning Stats	R: 0 E: 0 K: 0 S: 11	H: 0 LOB: 0 BB: 0 P: 20	R: 0 E: 0 K: 0 S: 7	H: 0 LOB: 0 BB: 0 P: 10	R: 1 E: 0 K: 0 S: 7	H: 2 LOB: 2 BB: 1 P: 13	R: 2 E: 0 K: 0 S: 6	H: 2 LOB: 0 BB: 0 P: 10	R: 0 E: 0 K: 2 S: 8	H: 0 LOB: 0 BB: 0 P: 10	R: 1 E: 0 K: 2 S: 15	H: 2 LOB: 1 BB: 0 P: 20	R: 3 E: 0 K: 0 S: 11	H: 2 LOB: 1 BB: 2 P: 25	R: 3 E: 0 K: 0 S: 11	H: 2 LOB: 1 BB: 2 P: 25	1B: 3 2B: 4 3B: 0 HR: 1	SF: 0 SAC: 1 DP: 0 HBP: 0	WP: 0 PB: 0 SB: 0 CS: 0	PA: 35					
PITCHER	IP	WLS	BF	H	R	ER	SO	BB	IBB	HBP	BLK	WP	HR	S	P	ERA	WHIP								
30 Scott Baker, R ERA: 5.3	7.0	L	28	6	4	4	5	1	0	0	0	0	1	61	94	5.14	1.000								
17 Pat Neshek, R ERA: 2.02	0.1		5	2	3	3	0	2	0	0	0	0	0	7	17	81.00	12.000								
54 Matt Guerrier, R ERA: 1.69	0.2		2	0	0	0	0	0	0	0	0	0	0	4	8	0.00	0.000								

AB	31
R	0
H	6
RBI	0
BB	3
SO	6
LOB	12



AB	31
R	7
H	8
RBI	7
BB	3
SO	5
LOB	10



Batter	1	2	3	4	5	6	7	8	9	AB	R	H	RBI	BB	SO	LOB	TOP				
Reed Johnson, R OBP: 0.324, SLG: 0.387										5	0	4	0	0	0	0					
9 Gregg Zaun, S OBP: 0.316, SLG: 0.396										4	0	0	0	0	0	5					
15 Alex Rios, R OBP: 0.361, SLG: 0.541										3	1	1	0	1	0	3					
25 Troy Glaus, R OBP: 0.371, SLG: 0.508										4	0	0	0	0	1	4					
10 Vernon Wells, R OBP: 0.315, SLG: 0.438										4	0	1	0	0	0	1					
Frank Thomas, R OBP: 0.374, SLG: 0.447										4	1	1	1	0	1	1					
2 Aaron Hill, R OBP: 0.333, SLG: 0.456										4	1	1	1	0	0	1					
Matt Stairs, L OBP: 0.340, SLG: 0.525										4	0	1	1	0	1	0					
6 John McDonald, R OBP: 0.281, SLG: 0.356										0	0	0	0	0	0	0					
Royce Clayton, R OBP: 0.304, SLG: 0.344										4	0	1	0	0	1	0					
Inning Stats	R: 0 E: 0 K: 0 S: 12	H: 1 LOB: 1 BB: 0 P: 17	R: 0 E: 0 K: 1 S: 6	H: 0 LOB: 0 BB: 0 P: 8	R: 0 E: 0 K: 1 S: 14	H: 1 LOB: 1 BB: 0 P: 21	R: 3 E: 0 K: 1 S: 13	H: 4 LOB: 1 BB: 0 P: 20	R: 0 E: 0 K: 0 S: 12	H: 0 LOB: 0 BB: 0 P: 16	R: 0 E: 0 K: 0 S: 9	H: 2 LOB: 2 BB: 0 P: 9	R: 0 E: 0 K: 0 S: 7	H: 1 LOB: 1 BB: 0 P: 12	R: 0 E: 0 K: 1 S: 6	H: 0 LOB: 0 BB: 0 P: 10	1B: 7 2B: 3 3B: 0 HR: 0	SF: 0 SAC: 0 DP: 0 HBP: 0	WP: 0 PB: 0 SB: 1 CS: 0	PA: 37	
PITCHER	IP	WLS	BF	H	R	ER	SO	BB	IBB	HBP	BLK	WP	HR	S	P	ERA	WHIP				
Jon Garland, R ERA: 4.12	(1, 1)	7.1	W	32	10	3	3	3	1	0	0	0	0	78	114	3.68	1.500				
43 Ehren Wassermann, R ERA: 5.06	(8, 1)	0.2	H	2	0	0	0	0	0	0	0	0	0	3	8	0.00	0.000				
45 Bobby Jenks, R ERA: 3.45	(9, 1)	1.0	S	3	0	0	0	1	0	0	0	0	0	6	10	0.00	0.000				

Toronto Blue Jays @ Chicago White Sox
U.S. Cellular Field, Chicago, IL
Fri Jul 27 2007, 8:11 PM EDT
Att: 34,590 - Clear - 79 F

livebaseballscorecards.com

AB 36
R 3
H 10
RBI 3
BB 1
SO 4
LOB 15

Batter	1	2	3	4	5	6	7	8	9	AB	R	H	RBI	BB	SO	LOB	BOTTOM				
7 Jerry Owens, L OBP: 0.283, SLG: 0.254										4	0	0	0	0	1	1					
8 Alex Cintron, S OBP: 0.311, SLG: 0.292										4	0	1	1	0	1	1					
25 Jim Thome, L OBP: 0.439, SLG: 0.530										3	0	0	0	0	2	1					
23 Jermaine Dye, R OBP: 0.292, SLG: 0.460										4	1	3	1	0	0	0					
12 A.J. Pierzynski, L OBP: 0.313, SLG: 0.392										3	1	2	0	0	0	2					
22 Josh Fields, R OBP: 0.315, SLG: 0.438										4	1	2	0	0	2	3					
Scott Podsednik, L OBP: 0.326, SLG: 0.372										4	0	0	0	0	0	6					
5 Juan Uribe, R OBP: 0.275, SLG: 0.339										4	1	2	2	0	0	1					
Rob Mackowiak, L OBP: 0.358, SLG: 0.423										3	0	0	0	0	0	2					
26 Andy González, R (8, PH)										1	0	0	0	0	1	1					
37 Scott Downs, L ERA: 2.31										1	0	0	0	0	1	1					
Inning Stats	R: 0 E: 0 K: 1 S: 10	H: 0 LOB: 0 BB: 0 P: 13	R: 1 E: 0 K: 1 S: 12	H: 2 LOB: 0 BB: 0 P: 16	R: 0 E: 1 K: 1 S: 8	H: 0 LOB: 1 BB: 0 P: 14	R: 0 E: 0 K: 2 S: 14	H: 2 LOB: 2 BB: 0 P: 22	R: 1 E: 0 K: 0 S: 12	H: 2 LOB: 1 BB: 0 P: 19	R: 2 E: 0 K: 0 S: 8	H: 2 LOB: 1 BB: 0 P: 12	R: 0 E: 0 K: 1 S: 10	H: 1 LOB: 2 BB: 0 P: 16	R: 0 E: 1 K: 1 S: 13	H: 1 LOB: 1 BB: 0 P: 18	1B: 7 2B: 2 3B: 0 HR: 1	SF: 0 SAC: 0 DP: 1 HBP: 2	WP: 1 PB: 0 SB: 1 CS: 0	PA: 36	
PITCHER	IP	WLS	BF	H	R	ER	SO	BB	IBB	HBP	BLK	WP	HR	S	P	ERA	WHIP				
Josh Towers, R ERA: 5.08	(1, 1)	5.1	L	24	7	4	4	5	0	0	1	0	0	9	15	0.00	0.750				
56 Brian Tallet, L ERA: 3.49	(6, 1)	1.1	B	6	1	0	0	1	0	0	0	0	0	14	21	0.00	2.000				
22 Brandon League, R ERA: 3.38	(7, 1)	1.0	S	2	0	0	0	0	0	0	0	0	0	3	4	0.00	0.000				
37 Scott Downs, L ERA: 2.31	(8, 1)	0.1	L	1	0	0	0	1	0	0	0	0	0	3	4	0.00	0.000				

Toronto Blue Jays @ Chicago White Sox
U.S. Cellular Field, Chicago, IL
Fri Jul 27 2007, 8:11 PM EDT
Att: 34,590 - Clear - 79 F

livebaseballscorecards.com

AB 34
R 4
H 10
RBI 4
BB 0
SO 7
LOB 18

Batter	1	2	3	4	5	6	7	8	9	AB	R	H	RBI	BB	SO	LOB	TOP			
Reed Johnson, R OBP: 0.340, SLG: 0.402	L5		G6-4-3					G1-3		4	0	3	0	0	0	0				
15 Alex Rios, R OBP: 0.358, SLG: 0.536	E1		G6-4-3					G1-3		4	0	0	0	0	0	3				
25 Troy Glaus, R OBP: 0.366, SLG: 0.500	P6							G6-3		4	0	0	0	0	2	3				
10 Vernon Wells, R OBP: 0.317, SLG: 0.438	K							G5-3		4	0	2	0	0	1	1				
Frank Thomas, R OBP: 0.373, SLG: 0.444								K		4	0	1	0	0	2	1				
2 Aaron Hill, R OBP: 0.334, SLG: 0.458								G5-3		3	0	1	0	1	0	2				
35 Lyle Overbay, L OBP: 0.336, SLG: 0.431								K		3	0	0	0	0	2	4				
9 Gregg Zaun, S OBP: 0.312, SLG: 0.390								F7		3	0	0	0	0	0	3				
6 John McDonald, R OBP: 0.282, SLG: 0.355								G1-3		3	0	1	0	0	0	0				
Inning Stats	R: 0 H: 0 E: 1 K: 1 S: 9	H: 0 LOB: 1 BB: 0 P: 12	R: 0 H: 1 E: 0 K: 2 S: 9	LOB: 1 BB: 0 P: 16	R: 0 H: 1 E: 0 K: 0 S: 6	LOB: 0 BB: 0 P: 12	R: 0 H: 1 E: 0 K: 1 S: 7	LOB: 0 BB: 0 P: 12	R: 0 H: 2 E: 0 K: 1 S: 8	LOB: 1 BB: 0 P: 12	R: 0 H: 2 E: 0 K: 1 S: 10	LOB: 2 BB: 0 P: 14	R: 0 H: 1 E: 0 K: 1 S: 12	LOB: 1 BB: 0 P: 17	R: 0 H: 0 E: 0 K: 1 S: 9	LOB: 0 BB: 0 P: 11	1B: 7 2B: 2 3B: 0 HR: 0	SF: 0 SAC: 0 DP: 3 HBP: 0	WP: 0 PB: 0 SB: 0 CS: 0	PA: 33
PITCHER	IP WLS BF H R ER SO BB IBB HBP BLK WP HR S P ERA WHIP	8.0 W 30 8 0 0 6 1 0 0 0 0 0 69 107 0.00 1.125	1.0 S 3 0 0 0 1 0 0 0 0 0 9 11 0.00 0.000																	

Toronto Blue Jays @ Chicago White Sox
U.S. Cellular Field, Chicago, IL
Sat Jul 28 2007, 7:05 PM EDT
Att: 37,744 - Partly Cloudy - 73 F

AB	32
R	0
H	8
RBI	0
BB	1
SO	7
LOB	17



Batter	1	2	3	4	5	6	7	8	9	AB	R	H	RBI	BB	SO	LOB	BOTTOM
7 Jerry Owens, L OBP: 0.288, SLG: 0.281	K		G3							4	1	2	2	0	1	0	
22 Josh Fields, R OBP: 0.314, SLG: 0.430			G4-3							3	0	0	0	1	0	1	
25 Jim Thome, L OBP: 0.436, SLG: 0.526			K							4	0	1	0	0	2	1	
14 Paul Konerko, R OBP: 0.358, SLG: 0.505										4	0	2	0	0	0	2	
12 A.J. Pierzynski, L OBP: 0.312, SLG: 0.390										4	0	1	0	0	1	2	
23 Jermaine Dye, R OBP: 0.295, SLG: 0.459										3	0	1	0	1	1	3	
Scott Podsednik, L OBP: 0.323, SLG: 0.367										4	0	1	0	0	0	4	
5 Juan Uribe, R OBP: 0.272, SLG: 0.334										4	0	0	0	0	2	5	
1 Danny Richar, L OBP: 0.667, SLG: 0.667										3	1	2	0	0	0	0	
Inning Stats	R: 0 H: 1 E: 0 K: 1 S: 13	H: 2 LOB: 2 BB: 0 P: 17	R: 0 H: 0 E: 0 K: 1 S: 7	LOB: 0 BB: 0 P: 12	R: 0 H: 2 E: 0 K: 3 S: 15	LOB: 2 BB: 0 P: 16	R: 0 H: 1 E: 0 K: 0 S: 11	LOB: 1 BB: 0 P: 16	R: 2 H: 2 E: 0 K: 0 S: 11	LOB: 2 BB: 0 P: 15	R: 0 H: 1 E: 0 K: 1 S: 11	LOB: 1 BB: 1 P: 17	1B: 9 2B: 0 3B: 0 HR: 1	SF: 0 SAC: 0 DP: 2 HBP: 0	WP: 0 PB: 0 SB: 1 CS: 0	PA: 35	
PITCHER	IP WLS BF H R ER SO BB IBB HBP BLK WP HR S P ERA WHIP	8.0 L 35 10 2 2 7 2 0 0 0 0 1 86 126 2.25 1.500															

Toronto Blue Jays @ Chicago White Sox
U.S. Cellular Field, Chicago, IL
Sat Jul 28 2007, 7:05 PM EDT
Att: 37,744 - Partly Cloudy - 73 F

AB	33
R	2
H	10
RBI	2
BB	2
SO	7
LOB	18



Batter	1	2	3	4	5	6	7	8	9	AB	R	H	RBI	BB	SO	LOB	TOP		
Reed Johnson, R (1, 7) OBP: 0.339, SLG: 0.400	G4-3		G6-3			SH1-3		15B E		3	1	1	0	0	0	1			
35 Lyle Overbay, L (1, 3) OBP: 0.334, SLG: 0.434	15 F8		F8			G6-3		SF9		3	0	1	1	0	0	2			
15 Alex Rios, R (1, 9) OBP: 0.357, SLG: 0.533	F8				G6-3		K	25 E		4	1	1	1	0	1	2			
25 Troy Glaus, R (1, 5) OBP: 0.362, SLG: 0.493	G5-3				K		G5-3	10 1B		4	0	0	0	0	1	1			
10 Vernon Wells, R (1, 8) OBP: 0.316, SLG: 0.436		K			P6		G4-3			4	0	1	0	0	1	0			
Frank Thomas, R (1, 10) OBP: 0.371, SLG: 0.440					K		K	P4		3	0	0	0	1	2	2			
2 Aaron Hill, R (1, 4) OBP: 0.331, SLG: 0.453					G6-4-3		G1-3			4	0	0	0	0	0	1			
7 Curtis Thigpen, R (1, 2) OBP: 0.304, SLG: 0.262					G5-3		G4-3			3	1	0	0	1	1	0			
6 John McDonald, R (1, 6) OBP: 0.292, SLG: 0.366					G6-3		SH1-3			3	1	2	0	1	0	0			
Inning Stats	R: 0 E: 0 K: 0 S: 10	H: 1 LOB: 1 BB: 0 P: 17	R: 0 E: 0 K: 1 S: 5	H: 0 LOB: 0 BB: 1 P: 12	R: 0 E: 0 K: 0 S: 8	H: 0 LOB: 1 BB: 1 P: 14	R: 0 E: 0 K: 1 S: 9	H: 1 LOB: 0 BB: 0 P: 14	R: 0 E: 0 K: 1 S: 9	H: 0 LOB: 0 BB: 0 P: 10	R: 4 E: 1 K: 0 S: 18	H: 4 LOB: 2 BB: 1 P: 29	R: 0 E: 0 K: 1 S: 8	H: 0 LOB: 0 BB: 0 P: 10	1B: 4 2B: 2 HR: 0	SF: 1 SAC: 1 DP: 1 HBP: 0	WP: 0 PB: 0 SB: 0 CS: 0	PA: 36	
PITCHER	IP	WLS	BF	H	R	ER	SO	BB	IBB	HBP	BLK	WP	HR	S	P	ERA	WHIP		
Javier Vazquez, R (1, 1) ERA: 3.63	7.2	L	31	5	4	2	5	3	0	0	0	0	0	71	111	2.35	1.043		
Ryan Bukvich, R (8, 1) ERA: 3.32	0.1		2	1	0	0	0	0	0	0	0	0	0	5	9	0.00	3.000		
34 Gavin Floyd, R (9, 1) ERA: 8.74	1.0	S	3	0	0	0	1	0	0	0	0	0	0	8	10	0.00	0.000		

Toronto Blue Jays @ Chicago White Sox
U.S. Cellular Field, Chicago, IL
Sun Jul 29 2007, 2:05 PM EDT
Att: 36,571 - Sunny - 78 F

AB	31
R	4
H	6
RBI	2
BB	3
SO	6
LOB	9



Batter	1	2	3	4	5	6	7	8	9	AB	R	H	RBI	BB	SO	LOB	BOTTOM			
7 Jerry Owens, L (1, 8) OBP: 0.288, SLG: 0.280	G4-3						F7		K	4	0	1	0	0	1	0				
8 Alex Cintron, S (1, 5) OBP: 0.275, SLG: 0.286	G4-3				P6		K			3	0	0	0	0	1	1				
25 Jim Thome, L (1, 10) OBP: 0.432, SLG: 0.520	K				G1-6-5-3		K			3	0	0	0	0	2	1				
23 Jermaine Dye, R (1, 9) OBP: 0.295, SLG: 0.467		K				K		HR		3	1	1	1	0	2	0				
Rob Mackowiak, L (1, 3) OBP: 0.354, SLG: 0.418		L6			K		P5			3	0	0	0	0	1	0				
5 Juan Uribe, R (1, 6) OBP: 0.270, SLG: 0.331		F9			B2-3		G4-3			3	0	0	0	0	0	0				
Scott Podsednik, L (1, 7) OBP: 0.314, SLG: 0.355					K		G4-3			3	0	0	0	0	1	0				
Toby Hall, R (1, 2) OBP: 0.203, SLG: 0.222					K		P4			2	0	0	0	0	1	0				
12 A.J. Pierzynski, L (9, PH) OBP: 0.311, SLG: 0.389					K		K			1	0	0	0	0	1	0				
1 Danny Richar, L (1, 4) OBP: 0.333, SLG: 0.333					F7		P4			3	0	0	0	0	0	0				
Inning Stats	R: 0 E: 0 K: 1 S: 8	H: 0 LOB: 0 BB: 0 P: 13	R: 0 E: 0 K: 1 S: 8	H: 0 LOB: 0 BB: 0 P: 12	R: 0 E: 0 K: 2 S: 8	H: 0 LOB: 0 BB: 0 P: 13	R: 0 E: 0 K: 0 S: 9	H: 1 LOB: 0 BB: 0 P: 13	R: 0 E: 0 K: 0 S: 7	H: 0 LOB: 0 BB: 0 P: 9	R: 0 E: 0 K: 2 S: 9	H: 0 LOB: 0 BB: 0 P: 12	R: 1 E: 0 K: 0 S: 9	H: 1 LOB: 0 BB: 0 P: 13	R: 0 E: 0 K: 2 S: 9	H: 0 LOB: 0 BB: 0 P: 16	1B: 1 2B: 0 3B: 0 HR: 1	SF: 0 SAC: 0 DP: 1 HBP: 0	WP: 0 PB: 0 SB: 0 CS: 0	PA: 28
PITCHER	IP	WLS	BF	H	R	ER	SO	BB	IBB	HBP	BLK	WP	HR	S	P	ERA	WHIP			
28 Shaun Marcum, R (1, 1) ERA: 3.67	8.0	W	25	2	1	1	8	0	0	0	0	0	0	69	99	1.12	0.250			
49 Jeremy Accardo, R (9, 1) ERA: 2.55	1.0	S	3	0	0	0	2	0	0	0	0	0	0	9	16	0.00	0.000			

Toronto Blue Jays @ Chicago White Sox
U.S. Cellular Field, Chicago, IL
Sun Jul 29 2007, 2:05 PM EDT
Att: 36,571 - Sunny - 78 F

AB	28
R	1
H	2
RBI	1
BB	0
SO	10
LOB	2



Batter	1	2	3	4	5	6	7	8	9	10	11	AB	R	H	RBI	BB	SO	LOB	TOP					
Reed Johnson, R OBP: 0.330, SLG: 0.387 (1, 7)												6	0	1	1	0	2	5						
35 Lyle Overbay, L OBP: 0.341, SLG: 0.437 (1, 3)												3	1	1	0	3	0	3						
15 Alex Rios, R OBP: 0.338, SLG: 0.539 (1, 9)												5	2	2	1	0	0	5						
25 Troy Glaus, R OBP: 0.359, SLG: 0.487 (1, 5)												5	0	1	1	0	1	3						
10 Vernon Wells, R OBP: 0.312, SLG: 0.432 (1, 8)												4	0	0	1	0	0	3						
Frank Thomas, R OBP: 0.389, SLG: 0.435 Howie Clark, L OBP: 0.298, SLG: 0.245 (11, PR)												4	0	0	0	1	0	0						
2 Aaron Hill, R OBP: 0.332, SLG: 0.452 (1, 4)												5	0	2	0	0	2	0						
9 Gregg Zaun, S OBP: 0.320, SLG: 0.397 (1, 2)												2	1	1	0	2	0	1						
6 John McDonald, R OBP: 0.232, SLG: 0.365 Matt Stairs, L OBP: 0.343, SLG: 0.525 Royce Clayton, R OBP: 0.354, SLG: 0.344 (11, PR)												3	0	1	0	0	2	1						
Inning Stats	R: 2 E: 0 K: 0 S: 10	H: 2 LOB: 0 BB: 1 P: 17	R: 0 E: 0 K: 0 S: 7	H: 1 LOB: 0 BB: 0 P: 9	R: 0 E: 0 K: 2 S: 10	H: 0 LOB: 0 BB: 0 P: 14	R: 1 E: 0 K: 0 S: 9	H: 1 LOB: 0 BB: 0 P: 13	R: 0 E: 0 K: 0 S: 9	H: 0 LOB: 1 BB: 0 P: 15	R: 1 E: 0 K: 1 S: 15	H: 2 LOB: 3 BB: 2 P: 27	R: 0 E: 0 K: 0 S: 7	H: 0 LOB: 0 BB: 0 P: 12	R: 0 E: 0 K: 2 S: 11	H: 0 LOB: 1 BB: 1 P: 16	R: 0 E: 0 K: 1 S: 11	H: 1 LOB: 0 BB: 0 P: 20	R: 0 E: 0 K: 1 S: 11	H: 1 LOB: 3 BB: 2 P: 22	1B: 5 2B: 3 3B: 1 HR: 0	SF: 1 SAC: 2 DP: 2 HBP: 0	WP: 1 SB: 0 CS: 0	PA: 47
PITCHER	21 Andy Sonnanstine, R ERA: 5.55 35 Dan Wheeler, R ERA: 4.94 Casey Fossum, L ERA: 7.68 Grant Salfour, R ERA: 13.5 28 Al Reyes, R ERA: 4.38	IP: 6.2 WLS: 27 BF: 6 H: 4 R: 0 ER: 4 SO: 3 BB: 1 IBB: 0 HBP: 0 BLK: 0 WP: 0 HR: 0 S: 14 P: 26 ERA: 0.00 WHIP: 1.500	IP: 1.0 WLS: 6 BF: 1 H: 0 R: 0 ER: 0 SO: 1 BB: 1 IBB: 0 HBP: 0 BLK: 0 WP: 0 HR: 0 S: 12 P: 12 ERA: 0.00 WHIP: 3.000	IP: 0.2 WLS: 2 BF: 0 H: 0 R: 0 ER: 0 SO: 1 BB: 0 IBB: 0 HBP: 0 BLK: 0 WP: 0 HR: 0 S: 4 P: 4 ERA: 0.00 WHIP: 0.000	IP: 1.0 WLS: 4 BF: 1 H: 0 R: 0 ER: 0 SO: 1 BB: 0 IBB: 0 HBP: 0 BLK: 0 WP: 1 HR: 0 S: 11 P: 20 ERA: 0.00 WHIP: 1.000	PITCHER	Scott Dohmann, R ERA: 4.91	IP: 1.0 WLS: 6 BF: 1 H: 1 R: 0 ER: 0 SO: 1 BB: 1 IBB: 0 HBP: 0 BLK: 0 WP: 0 HR: 0 S: 11 P: 22 ERA: 0.00 WHIP: 2.000																

Toronto Blue Jays @ Tampa Bay Devil Rays
Tropicana Field, St. Petersburg, FL
Mon Jul 30 2007, 7:10 PM EDT
Att: 8,807 - Dome - 72 F

livebaseballscores.com

AB 37
R 4
H 9
RBI 4
BB 7
SO 7
LOB 21

Batter	1	2	3	4	5	6	7	8	9	10	11	AB	R	H	RBI	BB	SO	LOB	BOTTOM					
1 Akinori Iwamura, L OBP: 0.376, SLG: 0.410 (1, 5)												4	0	2	0	1	0	0						
Brendan Harris, R OBP: 0.359, SLG: 0.439 (1, 4)												5	0	0	0	0	1	3						
2 B.J. Upton, R OBP: 0.413, SLG: 0.571 (1, 8)												5	1	1	1	0	0	2						
23 Carlos Pena, L OBP: 0.391, SLG: 0.596 (1, 3)												3	0	0	0	2	1	0						
Delmon Young, R OBP: 0.320, SLG: 0.412 (1, 9)												4	0	1	0	1	1	0						
31 Jonny Gomes, R OBP: 0.330, SLG: 0.508 13 Carl Crawford, L OBP: 0.340, SLG: 0.446 (9, PR)												3	1	1	1	1	1	3						
Greg Norton, S OBP: 0.326, SLG: 0.261 (1, 10)												4	0	1	0	0	1	1						
30 Dioner Navarro, S OBP: 0.254, SLG: 0.282 Josh Wilson, R OBP: 0.313, SLG: 0.355 (9, PH)												3	0	0	0	0	1	1						
18 Ben Zobrist, S OBP: 0.194, SLG: 0.227 Josh Paul, R OBP: 0.288, SLG: 0.291 (9, PH)												3	1	1	0	0	0	0						
Inning Stats	R: 0 E: 0 K: 0 S: 9	H: 0 LOB: 0 BB: 0 P: 12	R: 0 E: 0 K: 0 S: 6	H: 0 LOB: 0 BB: 0 P: 9	R: 1 E: 0 K: 1 S: 11	H: 3 LOB: 1 BB: 0 P: 20	R: 0 E: 0 K: 1 S: 9	H: 0 LOB: 0 BB: 0 P: 14	R: 1 E: 0 K: 1 S: 9	H: 0 LOB: 3 BB: 3 P: 26	R: 0 E: 0 K: 1 S: 11	H: 0 LOB: 0 BB: 0 P: 16	R: 1 E: 0 K: 0 S: 9	H: 1 LOB: 0 BB: 0 P: 18	R: 1 E: 0 K: 1 S: 10	H: 1 LOB: 1 BB: 1 P: 18	R: 0 E: 0 K: 0 S: 6	H: 2 LOB: 2 BB: 1 P: 14	R: 1 E: 0 K: 0 S: 3	H: 1 LOB: 0 BB: 0 P: 6	1B: 5 2B: 1 3B: 0 HR: 3	SF: 0 SAC: 0 DP: 1 HBP: 0	WP: 1 SB: 0 CS: 0	PA: 42
PITCHER	29 Dustin McGowan, R ERA: 4.36 37 Scott Downs, L ERA: 2.23 44 Casey Janssen, R ERA: 2.28 49 Jeremy Accardo, R ERA: 2.7 40 Brian Wolfe, R ERA: 2.6	IP: 6.0 WLS: 4 BF: 24 H: 4 R: 0 ER: 2 SO: 4 BB: 3 IBB: 0 HBP: 0 BLK: 0 WP: 1 HR: 1 S: 53 P: 95 ERA: 3.00 WHIP: 1.167	IP: 7.1 WLS: 4 BF: 0 H: 0 R: 0 ER: 0 SO: 1 BB: 0 IBB: 0 HBP: 0 BLK: 0 WP: 0 HR: 7 S: 14 P: 20 ERA: 0.00 WHIP: 0.000	IP: 0.2 WLS: 3 BF: 1 H: 1 R: 1 ER: 1 SO: 1 BB: 0 IBB: 0 HBP: 0 BLK: 0 WP: 0 HR: 10 S: 18 P: 18 ERA: 9.00 WHIP: 2.000	IP: 1.0 WLS: 6 BF: 3 H: 1 R: 1 ER: 1 SO: 0 BB: 1 IBB: 0 HBP: 0 BLK: 0 WP: 0 HR: 9 S: 20 P: 20 ERA: 9.00 WHIP: 3.000	PITCHER		IP: 3.1 WLS: 6 BF: 1 H: 0 R: 0 ER: 0 SO: 1 BB: 1 IBB: 0 HBP: 0 BLK: 0 WP: 0 HR: 0 S: 11 P: 16 ERA: 0.00 WHIP: 0.000																

Toronto Blue Jays @ Tampa Bay Devil Rays
Tropicana Field, St. Petersburg, FL
Mon Jul 30 2007, 7:10 PM EDT
Att: 8,807 - Dome - 72 F

livebaseballscores.com

AB 37
R 5
H 9
RBI 4
BB 5
SO 6
LOB 11

Batter	1	2	3	4	5	6	7	8	9	AB	R	H	RBI	BB	SO	LOB	TOP			
2 Aaron Hill, R OBP: 0.328, SLG: 0.446	F9	P2		K			G6-3		K	5	0	0	0	0	2	5				
35 Lyle Overbay, L OBP: 0.343, SLG: 0.439		BB			G4-3			10 2B		3	1	1	0	1	0	0				
15 Alex Rios, R OBP: 0.355, SLG: 0.534	F8		G5-3		G6-3			L7		4	0	0	0	0	0	2				
25 Troy Glaus, R OBP: 0.358, SLG: 0.484	K				P3			K		4	0	1	0	0	2	2				
10 Vernon Wells, R OBP: 0.312, SLG: 0.433		E6 1B		K			G6-3			4	1	1	1	0	1	1				
Matt Stairs, L OBP: 0.341, SLG: 0.520					G3-1					4	0	1	1	0	1	1				
Reed Johnson, R OBP: 0.330, SLG: 0.387		2B 1B			G3			K		0	0	0	0	0	0	0				
9 Gregg Zaun, S OBP: 0.319, SLG: 0.393		F7					F9			4	0	1	0	0	1	1				
7 Curtis Thigpen, R OBP: 0.320, SLG: 0.304							P6			4	0	2	0	0	1	1				
6 John McDonald, R OBP: 0.291, SLG: 0.363		K2-3					P4			4	0	1	0	0	1	3				
Inning Stats	R: 0 H: 0 E: 0 K: 1 S: 15	H: 0 LOB: 1 BB: 1 P: 26	R: 1 H: 2 E: 1 K: 1 S: 16	LOB: 2 BB: 0 P: 24	R: 0 H: 1 E: 0 K: 1 S: 7	LOB: 1 BB: 0 P: 10	R: 0 H: 2 E: 0 K: 2 S: 16	H: 1 LOB: 2 BB: 0 P: 26	R: 0 H: 0 E: 0 K: 0 S: 6	H: 0 LOB: 0 BB: 0 P: 8	R: 0 H: 0 E: 0 K: 0 S: 7	H: 0 LOB: 0 BB: 0 P: 13	R: 1 H: 2 E: 0 K: 2 S: 10	H: 2 LOB: 1 BB: 0 P: 16	R: 0 H: 1 E: 0 K: 2 S: 10	H: 1 LOB: 1 BB: 0 P: 15	1B: 5 2B: 3 3B: 0 HR: 0	SF: 0 SAC: 0 DP: 0 HBP: 0	WP: 2 PA: 37 SB: 0 CS: 0	
PITCHER	IP	WLS	BF	H	R	ER	SO	BB	IBB	HBP	BLK	WP	HR	S	P	ERA	WHIP			
36 Edwin Jackson, R ERA: 6.56	6.0	L	25	5	1	0	5	1	0	0	0	1	0	65	102	0.00	1.000			
53 Juan Salas, R ERA: 3.63	1.0		3	0	0	0	0	0	0	0	0	0	0	7	13	0.00	0.000			
Grant Balfour, R ERA: 12.79	1.0		5	2	1	1	2	0	0	0	0	0	0	10	16	9.00	2.000			
Casey Fossum, L ERA: 7.57	1.0		4	1	0	0	2	0	0	0	0	1	0	10	15	0.00	1.000			

Toronto Blue Jays @ Tampa Bay Devil Rays
Tropicana Field, St. Petersburg, FL
Tue Jul 31 2007, 7:10 PM EDT
Att: 10,569 - Dome - 72 F

AB 36
R 2
H 8
RBI 2
BB 1
SO 9
LOB 16



Batter	1	2	3	4	5	6	7	8	9	AB	R	H	RBI	BB	SO	LOB	BOTTOM			
1 Akinori Iwamura, L OBP: 0.374, SLG: 0.407	F7		13 SH1-3 1B		F8		G4-3			4	0	1	0	0	0	0				
13 Carl Crawford, L OBP: 0.340, SLG: 0.445	G4-3		SH1-3					K		3	0	1	0	0	1	0				
2 B.J. Upton, R OBP: 0.410, SLG: 0.565	F8		23 C4-6-3 BB		F9			F8		3	0	0	0	1	0	1				
23 Carlos Pena, L OBP: 0.387, SLG: 0.588		K	G4-6-3				P6	L4		4	0	0	0	0	1	3				
Delmon Young, R OBP: 0.324, SLG: 0.415		1B 1B					L7			4	0	3	0	0	0	0				
Brendan Harris, R OBP: 0.361, SLG: 0.439					P3					4	0	2	0	0	0	2				
31 Jonny Gomes, R OBP: 0.329, SLG: 0.500							P4			3	0	0	0	1	1	4				
Josh Paul, R OBP: 0.270, SLG: 0.271		F8			F9					4	0	0	0	0	0	5				
18 Ben Zobrist, S OBP: 0.171, SLG: 0.232							G6-3			4	0	0	0	0	0	5				
Josh Wilson, R OBP: 0.311, SLG: 0.352			13 SH1-3 1B		G4-3		G1-3			3	0	1	0	0	0	0				
Inning Stats	R: 0 H: 0 E: 0 K: 0 S: 7	H: 2 LOB: 2 BB: 0 P: 8	R: 0 H: 2 E: 0 K: 1 S: 14	LOB: 2 BB: 0 P: 20	R: 0 H: 2 E: 0 K: 0 S: 8	H: 2 LOB: 2 BB: 1 P: 17	R: 0 H: 1 E: 0 K: 1 S: 9	H: 1 LOB: 1 BB: 0 P: 14	R: 0 H: 1 E: 0 K: 0 S: 6	H: 1 LOB: 0 BB: 0 P: 19	R: 0 H: 0 E: 0 K: 0 S: 6	H: 0 LOB: 0 BB: 0 P: 9	R: 0 H: 0 E: 0 K: 1 S: 6	H: 0 LOB: 0 BB: 0 P: 11	R: 0 H: 1 E: 0 K: 0 S: 9	H: 1 LOB: 2 BB: 1 P: 15	1B: 8 2B: 0 3B: 0 HR: 0	SF: 0 SAC: 1 DP: 1 HBP: 0	WP: 0 PA: 36 SB: 0 CS: 0	
PITCHER	IP	WLS	BF	H	R	ER	SO	BB	IBB	HBP	BLK	WP	HR	S	P	ERA	WHIP			
51 Jesse Litsch, R ERA: 3.47	6.2	W	27	7	0	0	2	1	0	0	0	0	0	60	95	0.00	1.200			
37 Scott Downs, L ERA: 2.16	1.1	H	4	0	0	0	1	0	0	0	0	0	0	8	13	0.00	0.000			
49 Jeremy Accardo, R ERA: 2.64	1.0	S	5	1	0	0	0	1	0	0	0	0	0	9	15	0.00	2.000			

Toronto Blue Jays @ Tampa Bay Devil Rays
Tropicana Field, St. Petersburg, FL
Tue Jul 31 2007, 7:10 PM EDT
Att: 10,569 - Dome - 72 F

AB 33
R 0
H 8
RBI 0
BB 2
SO 3
LOB 17



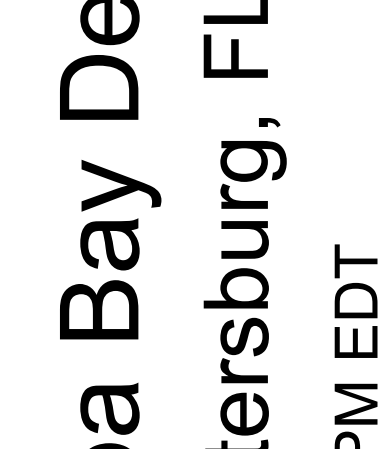
Batter	1	2	3	4	5	6	7	8	9	AB	R	H	RBI	BB	SO	LOB	TOP										
Reed Johnson, R (1, 7) OBP: 0.319, SLG: 0.373	F7		L9		P3			B3		4	0	0	0	0	0	1	Toronto Blue Jays @ Tampa Bay Devil Rays Tropicana Field, St. Petersburg, FL Wed Aug 01 2007, 3:10 PM EDT Att: 10,109 - Dome - 72 F										
35 Lyle Overbay, L (1, 3) OBP: 0.342, SLG: 0.434	15 S 1B BB		F8		L9			K		3	1	0	0	1	1												
15 Alex Rios, R (1, 9) OBP: 0.356, SLG: 0.533	25 CS 1B		F9		F9			BB		3	0	1	1	1	0	0											
25 Troy Glaus, R (1, 5) OBP: 0.356, SLG: 0.479	K			4-1 BB				G1-3		3	0	0	0	1	2	2											
10 Vernon Wells, R (1, 8) OBP: 0.311, SLG: 0.431		3-1 S 2B 1B		2-2 P5				K		4	1	1	0	0	1	1											
Matt Stairs, L (1, 10) OBP: 0.340, SLG: 0.519		1-2 SH5-3 2B		0-0 L4				G4-3		4	0	1	1	0	0	1											
2 Aaron Hill, R (1, 4) OBP: 0.328, SLG: 0.446		1-0 SH5-3		2-2 P6				F9		3	0	1	0	0	0	1											
7 Curtis Thigpen, R (1, 2) OBP: 0.327, SLG: 0.313		3-2 G4-3			0-0 SH1-3 1B			P2		2	0	1	0	0	0	1											
9 Gregg Zaun, S (7, PH) OBP: 0.317, SLG: 0.391					0-0 SH1-3 1B			F8		1	0	0	0	0	0	1											
6 John McDonald, R (1, 6) OBP: 0.290, SLG: 0.361					0-0 SH1-3					1	0	0	0	0	0	1											
Frank Thomas, R (7, PH) OBP: 0.368, SLG: 0.434										1	0	0	0	0	0	1											
Royce Clayton, R (7, 6) OBP: 0.304, SLG: 0.344										0	0	0	0	0	0	0											
Inning Stats	R: 1 E: 0 K: 1 S: 13	H: 1 LOB: 0 BB: 1 P: 24	R: 1 E: 0 K: 0 S: 12	H: 2 LOB: 1 BB: 0 P: 20	R: 0 E: 0 K: 0 S: 5	H: 0 LOB: 0 BB: 0 P: 7	R: 0 E: 0 K: 0 S: 11	H: 0 LOB: 1 BB: 1 P: 19	R: 0 E: 0 K: 1 S: 6	H: 1 LOB: 1 BB: 0 P: 10	R: 0 E: 0 K: 0 S: 7	H: 0 LOB: 0 BB: 0 P: 12	R: 0 E: 0 K: 0 S: 9	H: 1 LOB: 1 BB: 0 P: 15	R: 0 E: 0 K: 1 S: 7	H: 0 LOB: 1 BB: 1 P: 14	R: 0 E: 0 K: 1 S: 7	H: 0 LOB: 0 BB: 0 P: 7	1B: 4 2B: 1 3B: 0 HR: 0	SF: 0 SAC: 2 DP: 0 HBP: 0	WP: 0 PB: 0 SB: 2 CS: 1	PA: 34					
PITCHER	IP	WLS	BF	H	R	ER	SO	BB	IBB	HBP	BLK	WP	HR	S	P	ERA	WHIP										
49 Jason Hammel, R (1, 1) ERA: 5.4	3.0		12	3	2	2	1	1	0	0	0	0	0	30	51	6.00	1.333										
53 Juan Salas, R (4, 1) ERA: 3.25	2.0		8	1	0	0	0	1	0	0	0	0	0	17	29	0.00	1.000										
47 Gary Glover, R (6, 1) ERA: 4.82	2.0	W	7	1	0	0	1	0	0	0	0	0	0	16	27	0.00	0.500										
35 Dan Wheeler, R (8, 1) ERA: 4.85	1.0	H	4	0	0	0	1	1	0	0	0	0	0	7	14	0.00	1.000										
28 Al Reyes, R (9, 1) ERA: 4.29	1.0		3	0	0	0	1	0	0	0	0	0	0	7	7	0.00	0.000										

Batter	1	2	3	4	5	6	7	8	9	AB	R	H	RBI	BB	SO	LOB	BOTTOM										
1 Akinori Iwamura, L (1, 5) OBP: 0.376, SLG: 0.418	K		13 CS 1B			0-1 13 HR 3B		SF8		3	1	2	1	0	1	0	Toronto Blue Jays @ Tampa Bay Devil Rays Tropicana Field, St. Petersburg, FL Wed Aug 01 2007, 3:10 PM EDT Att: 10,109 - Dome - 72 F										
13 Carl Crawford, L (1, 7) OBP: 0.343, SLG: 0.455	F7		CS	1-2 F9 1B		0-0 HR		1B		4	1	3	2	0	0	0											
2 B.J. Upton, R (1, 8) OBP: 0.408, SLG: 0.560	G1-4-3			1-2 1B		1-3 K		G1-3		4	0	1	0	0	1	1											
23 Carlos Pena, L (1, 3) OBP: 0.385, SLG: 0.582		3-2 G3		2-0 F7		4-1 2B 1B BB		K		3	1	0	0	1	1	2											
Delmon Young, R (1, 9) OBP: 0.325, SLG: 0.418		1-2 G5-3		2-0 F9		1-2 1B		2B 1B		4	1	2	0	0	0	2											
Brendan Harris, R (1, 4) OBP: 0.362, SLG: 0.443		2-3 K		0-1 F9		1-2 1B		2B		4	0	2	2	0	1	2											
31 Jonny Gomes, R (1, 10) OBP: 0.332, SLG: 0.513						4-2 30 SH5-3 BB		K		3	1	1	1	1	1	2											
30 Dioner Navarro, S (1, 2) OBP: 0.254, SLG: 0.286						0-0 F8		G4-3		3	1	1	0	0	0	1											
Josh Wilson, R (1, 6) OBP: 0.304, SLG: 0.344						0-3 K		G5-3		3	0	0	0	0	1	1											
Inning Stats	R: 0 E: 0 K: 1 S: 8	H: 0 LOB: 0 BB: 0 P: 11	R: 0 E: 0 K: 1 S: 10	H: 0 LOB: 0 BB: 0 P: 16	R: 1 E: 0 K: 0 S: 12	H: 2 LOB: 0 BB: 0 P: 20	R: 0 E: 0 K: 0 S: 12	H: 2 LOB: 2 BB: 0 P: 18	R: 3 E: 0 K: 1 S: 16	H: 4 LOB: 1 BB: 1 P: 24	R: 1 E: 1 K: 0 S: 7	H: 2 LOB: 1 BB: 0 P: 9	R: 1 E: 0 K: 2 S: 11	H: 2 LOB: 1 BB: 0 P: 18	R: 1 E: 0 K: 2 S: 11	H: 2 LOB: 0 BB: 0 P: 18		1B: 6 2B: 4 3B: 1 HR: 2	SF: 1 SAC: 1 DP: 1 HBP: 0	WP: 0 PB: 0 SB: 1 CS: 1	PA: 36						
PITCHER	IP	WLS	BF	H	R	ER	SO	BB	IBB	HBP	BLK	WP	HR	S	P	ERA	WHIP										
Josh Towers, R (1, 1) ERA: 5.17	5.1	L	23	7	4	4	4	2	0	0	0	0	0	9	13	9.00	2.000										
22 Brandon League, R (6, 1) ERA: 4.26	1.0		4	2	1	1	0	0	0	0	0	0	0	2	2	0.00	3.000										
56 Brian Tallet, L (7, 1) ERA: 3.45	0.1		2	1	0	0	0	0	0	0	0	0	0	2	2	0.00	3.000										
54 Jason Frasor, R (7, 1) ERA: 4.31	1.1		6	2	1	1	2	0	0	0	0	0	0	13	20	6.75	1.500										

AB 29
R 2
H 5
RBI 2
BB 3
SO 4
LOB 11



AB 31
R 6
H 12
RBI 6
BB 2
SO 6
LOB 11



Batter	1	2	3	4	5	6	7	8	9	AB	R	H	RBI	BB	SO	LOB	TOP					
Frank Catalanotto, L OBP: 0.319, SLG: 0.407 3 Jerry Hairston, R OBP: 0.245, SLG: 0.299	1-1 FC 91 H FC 90	4-2 B CU 79 B FC 88 B FC 92 B FA 93 F FC 89 F CU 78 B FA 93		0-1 C CH 83 SAFE X CU 77			0-1 C FA 92 X FC 88		0-0 X FA 94	3 1 2 0 1 0 1 0 0 0 0 0 0 0												
5 Ian Kinsler, R OBP: 0.333, SLG: 0.444	2-2 B FC 89 B FC 90 C FA 91 S FA 92 X FC 88	0-1 C CU 77 X FC 89			0-0 X CU 76		2-1 C FA 91 B SL 84 B SL 85 X SL 88		2-2 C SL 82 D FA 86 B SL 85 X FA 95	5 0 2 3 0 0 2												
10 Michael Young, R OBP: 0.349, SLG: 0.490	0-3 C FA 93 C FC 88 S FC 89	2-3 B FA 92 C FC 88 F FA 93			1-2 C CU 76 C FA 91 B FC 92 X FA 93		0-1 F FA 92 X SL 84		0-1 D SL 86 X FA 92	4 0 0 0 0 2 5												
22 Marlon Byrd, R OBP: 0.375, SLG: 0.474	0-0 X FA 93			2-2 C FC 88 B FC 89 B FC 90 X CU 77		3-3 C FC 88 B FA 92 B FC 90 F FC 89 F CU 78 B FA 93		1-1 D SL 86 X FA 92		4 0 1 1 0 1 2												
Jason Botts, S OBP: 0.143, SLG: 0.167	1-3 S FC 90 B FA 92 C FC 89 C CU 79		2-2 B FC 90 C CU 76 F FC 89 X CU 78			0-3 C FA 92 B FA 91 S FC 90			2-1 B CU 74 B FA 91 X FA 92	4 0 0 0 0 2 1												
Nelson Cruz, R OBP: 0.282, SLG: 0.373		1-3 F FC 88 B FA 92 F CU 76 C FC 89		1-2 S CU 76 B FC 90 X CU 76		3-1 M CH 89 B FC 89 B CU 76 X FA 91			4-2 C FA 93 S SL 89 B SL 86 B FC 91 B CU 76 B FA 90	3 0 1 0 1 1 0												
25 Jarrod Saltalamacchia, R OBP: 0.313, SLG: 0.383		1-3 S FC 89 B FC 89 F FA 92 S CU 77		0-0 X FC 88		0-0 X CH 83			0-0 X SL 89	4 0 0 0 0 1 2												
15 Gerald Laird, R OBP: 0.293, SLG: 0.350		0-0 X FA 92		2-1 C FC 89 B FC 89 X FC 88		1-3 I SAFE B FA 91 C FA 92 S CU 77			1-1 C SL 83 X FA 95	4 1 2 0 0 1 1												
Ramón Vázquez, L OBP: 0.322, SLG: 0.416		1-0 B FA 92 X FA 91		1-3 C CU 77 B FA 92 C FC 78		4-2 B FA 90 B FA 91 B FC 90			2-1 C FA 95 B CH 86 X FA 95	3 2 1 0 1 1 1												
Inning Stats	R: 1 E: 0 K: 2 S: 11	H: 1 LOB: 1 BB: 0 P: 15	R: 2 E: 0 K: 3 S: 17	H: 3 LOB: 2 BB: 1 P: 26	R: 0 E: 0 K: 0 S: 10	H: 0 LOB: 0 BB: 0 P: 15	R: 0 E: 0 K: 1 S: 8	H: 1 LOB: 1 BB: 0 P: 11	R: 0 E: 0 K: 1 S: 13	H: 0 LOB: 0 BB: 0 P: 17	R: 0 E: 0 K: 2 S: 9	H: 1 LOB: 1 BB: 0 P: 13	R: 1 E: 0 K: 0 S: 10	H: 2 LOB: 1 BB: 1 P: 17	R: 0 E: 0 K: 0 S: 5	H: 0 LOB: 0 BB: 1 P: 11	R: 0 E: 0 K: 0 S: 8	H: 1 LOB: 2 BB: 0 P: 13	1B: 8 2B: 0 3B: 1 HR: 0	SF: 0 SAC: 0 DP: 2 HBP: 1	WP: 0 PB: 0 SB: 1 CS: 0	PA: 38
PITCHER	IP WLS BF H R ER SO BB IBB HBP BLK WP HR S P ERA WHIP	6.0 W 28 7 4 4 9 2 0 1 0 0 0 72 105 6.00 1.500	2.0 H 6 1 0 0 0 1 0 0 0 0 0 11 20 0.00 1.000	1.0 S 4 1 0 0 0 0 0 0 0 0 0 8 13 0.00 1.000	PITCHER										IP WLS BF H R ER SO BB IBB HBP BLK WP HR S P ERA WHIP							

Texas Rangers @ Toronto Blue Jays
Rogers Centre, Toronto, ON
Fri Aug 03 2007, 7:07 PM EDT
Att: 23,777 - Clear - 90 F

AB 34
R 4
H 9
RBI 4
BB 3
SO 9
LOB 15



Batter	1	2	3	4	5	6	7	8	9	AB	R	H	RBI	BB	SO	LOB	BOTTOM			
Reed Johnson, R OBP: 0.325, SLG: 0.377	0-2 C FA 91 S FA 92	3-2 S FA 93 B SL 87 B FA 94 B CU 74 F FA 93 F FC 87 F FA 94			3-2 B FA 89 B FA 88 B FA 87 F FA 88 X FA 90				0-1 F FA 87 X FA 88	4 0 2 0 0 0 0										
35 Lyle Overbay, L OBP: 0.341, SLG: 0.432	3-2 B FA 91 B FA 92 B FA 91 F FA 91 F FA 91 X FA 91	2-0 B FA 92 B FA 93		3-2 B FA 92 C CU 77 F FC 87 X FA 94		2-3 C SL 86 I SAFE B FA 90 I SAFE F CU 75 F SL 86 B FA 90			2-3 B CH 86 B CH 86 F CH 87 S CU 75	4 1 1 0 0 2 1										
15 Alex Rios, R OBP: 0.357, SLG: 0.531	4-2 C FC 87 F FC 87 B FA 93 F FA 91 F FA 91 F FA 91 B SL 85		1-1 C FA 90 X FA 93		0-3 I SAFE C FA 90 C FA 91			3-3 F CU 79 S CH 85 B SL 85 B FA 90 C CU 76		3 1 1 0 1 2 1										
25 Troy Glaus, R OBP: 0.352, SLG: 0.472	2-2 C FA 91 B FA 91 F SL 86 X FA 94		3-2 D CU 75 B FA 92 B FA 92 X FA 94		0-1 C FA 90 X FA 91			1-3 B SL 86 F CH 84 C CU 78		4 0 0 0 0 1 4										
10 Vernon Wells, R OBP: 0.315, SLG: 0.434	2-2 D CH 86 B FC 87 C FC 87 F FA 93 X CU 74			1-0 B CH 81 X FA 91		2-1 B SL 86 B SL 84 X FA 88 X FA 89			1-2 C CU 87 S CH 79 B CH 86 X CU 79	4 2 3 1 0 0 0										
Frank Thomas, R OBP: 0.370, SLG: 0.438	3-1 B FA 93 B FA 94 B FA 94 B FA 94 X FA 92			2-2 C FA 90 F FA 87 B CH 84 X FA 93		1-1 I SAFE D FA 89 C FA 90 I SAFE X FA 90			2-2 D FA 90 F FA 88 F CU 81 B FA 90 I SAFE F SL 87 X FA 91	4 1 2 2 0 0 2										
2 Aaron Hill, R OBP: 0.329, SLG: 0.449	3-2 C FA 92 C FA 92 B FA 92 B CU 72 X			3-2 C SL 86 B FA 90 D CU 74 X SL 88		1-1 B SL 86 B FA 92 B FA 90 X FA 91			1-3 I SAFE B SL 84 F CH 84 S CU 76	4 1 2 1 0 1 2										
9 Gregg Zaun, S OBP: 0.325, SLG: 0.396		2-1 B CH 83 B FA 92 X FA 90		3-1 B SL 86 B FA 92 C FA 90 X FA 92		3-2 C SL 85 B FA 90 B FA 90 X FA 90			4-0 I IN 70 I IN 70 I IN 69	3 0 2 2 1 0 0										
6 John McDonald, R OBP: 0.284, SLG: 0.354		1-3 C FA 91 B FA 94 S CU 71		0-3 C FA 94 S FA 94		0-1 X FA 88			2-1 B FA 87 B FA 90 X CH 82	4 0 0 0 0 2 5										
Inning Stats	R: 3 E: 0 K: 0 S: 23	H: 4 LOB: 2 BB: 1 P: 40	R: 0 E: 0 K: 1 S: 11	H: 1 LOB: 0 BB: 0 P: 19	R: 0 E: 0 K: 0 S: 9	H: 1 LOB: 0 BB: 0 P: 16	R: 0 E: 0 K: 1 S: 12	H: 2 LOB: 2 BB: 0 P: 21	R: 0 E: 0 K: 2 S: 14	H: 1 LOB: 1 BB: 0 P: 19	R: 3 E: 1 K: 0 S: 12	H: 3 LOB: 0 BB: 0 P: 19	R: 0 E: 0 K: 3 S: 9	H: 0 LOB: 0 BB: 0 P: 15	R: 0 E: 0 K: 1 S: 13	H: 1 LOB: 2 BB: 1 P: 23	1B: 11 2B: 4 3B: 0 HR: 0	SF: 0 SAC: 0 DP: 2 HBP: 0	WP: 0 PB: 0 SB: 2 CS: 1	PA: 37
PITCHER	IP WLS BF H R ER SO BB IBB HBP BLK WP HR S P ERA WHIP	4.0 L 18 5 3 2 6 0 1 0 0 0 0 48 76 4.50 1.250	PITCHER										IP WLS BF H R ER SO BB IBB HBP BLK WP HR S P ERA WHIP							

Texas Rangers @ Toronto Blue Jays
Rogers Centre, Toronto, ON
Fri Aug 03 2007, 7:07 PM EDT
Att: 23,777 - Clear - 90 F

AB 34
R 6
H 13
RBI 6
BB 2
SO 8
LOB 15



Batter	1	2	3	4	5	6	7	8	9	AB	R	H	RBI	BB	SO	LOB	TOP										
Frank Catalanotto, L (1,7) OBP: 0.318, SLG: 0.404 Sammy Sosa, R (9,PH) OBP: 0.391, SLG: 0.450										4	1	1	0	0	0	1											
5 Ian Kinsler, R (1,4) OBP: 0.337, SLG: 0.449										4	2	2	0	1	1	1											
10 Michael Young, R (1,6) OBP: 0.351, SLG: 0.491 Adam Melhuse, S (7,5) OBP: 0.311, SLG: 0.329										4	0	2	1	0	2	2											
22 Marlon Byrd, R (1,8) OBP: 0.368, SLG: 0.464										5	0	0	0	0	2	4											
Jason Botts, S (1,10) OBP: 0.263, SLG: 0.375										4	1	2	0	0	0	1											
Nelson Cruz, R (1,9) OBP: 0.283, SLG: 0.373										3	0	1	2	0	0	1											
25 Jarrod Saltalamacchia, R (1,3) OBP: 0.306, SLG: 0.373										4	0	0	0	0	1	5											
15 Gerald Laird, R (1,2) OBP: 0.293, SLG: 0.349										4	0	1	0	0	1	2											
Ramón Vázquez, L (1,5) OBP: 0.317, SLG: 0.410										3	0	0	0	0	1	1											
Brad Wilkerson, L (9,PH) OBP: 0.304, SLG: 0.477										1	1	1	1	0	0	0											
Inning Stats	R: 1 E: 0 K: 3 S: 21	H: 2 LOB: 3 BB: 0 P: 29	R: 0 E: 0 K: 1 S: 14	H: 2 LOB: 2 BB: 0 P: 23	R: 1 E: 0 K: 0 S: 9	H: 2 LOB: 1 BB: 0 P: 15	R: 1 E: 0 K: 1 S: 15	H: 2 LOB: 1 BB: 0 P: 22	R: 0 E: 0 K: 0 S: 8	H: 0 LOB: 0 BB: 0 P: 9	R: 0 E: 0 K: 0 S: 6	H: 0 LOB: 0 BB: 0 P: 10	R: 0 E: 0 K: 2 S: 10	H: 1 LOB: 1 BB: 0 P: 13	R: 0 E: 0 K: 1 S: 11	H: 1 LOB: 1 BB: 0 P: 18	R: 2 E: 0 K: 1 S: 16	H: 2 LOB: 1 BB: 1 P: 29	1B: 8 2B: 1 3B: 1 HR: 1	SF: 0 SAC: 0 DP: 0 HBP: 1	WP: 0 PB: 0 SB: 0 CS: 0	PA: 41					
PITCHER	IP	WLS	BF	H	R	ER	SO	BB	IBB	HBP	BLK	WP	HR	S	P	ERA	WHIP										
28 Shaun Marcum, R (1,1) ERA: 3.63	6.0	W	28	8	3	2	5	0	0	1	0	0	0	73	108	3.00	1.333										
40 Brian Wolfe, R (7,1) ERA: 2.45	1.0		3	0	0	0	2	0	0	0	0	0	0	10	13	0.00	0.000										
56 Brian Tallet, L (8,1) ERA: 3.38	1.0		4	1	0	0	1	0	0	0	0	0	0	11	18	0.00	1.000										
22 Brandon League, R (9,1) ERA: 6.75	0.1		4	2	2	2	1	1	0	0	0	0	1	9	18	54.00	9.000										
37 Scott Downs, L (9,1) ERA: 2.13	0.2		2	0	0	0	0	0	0	0	0	0	0	7	11	0.00	0.000										

Texas Rangers @ Toronto Blue Jays
Rogers Centre, Toronto, ON
Sat Aug 04 2007, 1:07 PM EDT
Att: 25,231 - Sunny - 77 F

AB	38
R	5
H	11
RBI	5
BB	1
SO	9
LOB	18



Batter	1	2	3	4	5	6	7	8	9	AB	R	H	RBI	BB	SO	LOB	BOTTOM										
Reed Johnson, R (1,7) OBP: 0.320, SLG: 0.370										5	1	1	0	0	1	4											
35 Lyle Overbay, L (1,3) OBP: 0.342, SLG: 0.427										3	1	0	0	2	0	0											
15 Alex Rios, R (1,9) OBP: 0.357, SLG: 0.531										4	1	1	1	1	0	1											
10 Vernon Wells, R (1,8) OBP: 0.316, SLG: 0.435										4	1	1	1	1	0	0											
Frank Thomas, R (1,10) OBP: 0.371, SLG: 0.456										4	2	2	4	0	0	2											
25 Troy Glaus, R (1,5) OBP: 0.354, SLG: 0.469										2	2	0	0	2	1	2											
2 Aaron Hill, R (1,4) OBP: 0.329, SLG: 0.449										4	1	1	0	0	1	1											
9 Gregg Zaun, S (1,2) OBP: 0.333, SLG: 0.397										2	0	1	0	2	0	0											
6 John McDonald, R (1,6) OBP: 0.290, SLG: 0.363										3	0	2	3	0	0	1											
Inning Stats	R: 6 E: 0 K: 1 S: 22	H: 5 LOB: 1 BB: 2 P: 37	R: 0 E: 0 K: 0 S: 8	H: 0 LOB: 0 BB: 0 P: 14	R: 1 E: 0 K: 2 S: 22	H: 1 LOB: 1 BB: 1 P: 34	R: 0 E: 0 K: 0 S: 6	H: 0 LOB: 0 BB: 0 P: 10	R: 2 E: 0 K: 0 S: 11	H: 2 LOB: 2 BB: 2 P: 24	R: 0 E: 0 K: 0 S: 7	H: 0 LOB: 2 BB: 2 P: 18	R: 0 E: 0 K: 0 S: 12	H: 1 LOB: 1 BB: 0 P: 16	R: 0 E: 0 K: 0 S: 6	H: 0 LOB: 0 BB: 1 P: 12	1B: 3 2B: 4 3B: 0 HR: 2	SF: 0 SAC: 1 DP: 1 HBP: 0	WP: 0 PB: 0 SB: 0 CS: 0	PA: 40							
PITCHER	IP	WLS	BF	H	R	ER	SO	BB	IBB	HBP	BLK	WP	HR	S	P	ERA	WHIP										
51 Willie Eyre, R (1,1) ERA: 4.74	2.1	L	15	6	7	7	2	2	0	0	0	0	0	25	49	7.71	1.286										
47 A.J. Murray, L (3,1) ERA: 7.71	2.1		11	1	2	2	1	2	1	0	0	0	0	22	37	0.00	1.714										
58 Wes Littleton, R (5,1) ERA: 4.13	2.1		11	2	0	0	0	2	0	0	0	0	0	6	12	0.00	1.000										
50 Frank Francisco, R (8,1) ERA: 4.01	1.0		3	0	0	0	0	1	0	0	0	0	0	6	12	0.00	1.000										

Texas Rangers @ Toronto Blue Jays
Rogers Centre, Toronto, ON
Sat Aug 04 2007, 1:07 PM EDT
Att: 25,231 - Sunny - 77 F

AB	31
R	9
H	9
RBI	9
BB	8
SO	3
LOB	11



Batter	1	2	3	4	5	6	7	8	9	AB	R	H	RBI	BB	SO	LOB	TOP			
18 Johnny Damon, L (1, 7) OBP: 0.352, SLG: 0.355										5	0	2	1	0	0	1	New York Yankees @ Toronto Blue Jays Rogers Centre, Toronto, ON Mon Aug 06 2007, 1:07 PM EDT Att: 42,714 - Sunny - 82 F			
2 Derek Jeter, R (1, 6) OBP: 0.400, SLG: 0.456										4	0	0	0	0	1	3				
Bobby Abreu, L (1, 9) OBP: 0.366, SLG: 0.427										3	1	0	0	1	1	1				
13 Alex Rodriguez, R (1, 5) OBP: 0.407, SLG: 0.626										3	1	2	0	1	0	0				
55 Hideki Matsui, L (1, 10) OBP: 0.365, SLG: 0.524										4	1	1	1	0	0	2				
20 Jorge Posada, S (1, 2) OBP: 0.420, SLG: 0.543										2	0	0	0	1	1	3				
24 Robinson Cano, L (1, 4) OBP: 0.351, SLG: 0.491										4	1	1	2	0	2	3				
12 Andy Phillips, R (1, 3) OBP: 0.333, SLG: 0.396										4	0	0	0	0	0	3				
28 Melky Cabrera, S (1, 8) OBP: 0.349, SLG: 0.435										4	1	3	1	0	0	0				
Inning Stats	R: 0 E: 0 K: 0 S: 7	H: 1 LOB: 0 BB: 0 P: 12	R: 0 E: 0 K: 1 S: 15	H: 0 LOB: 2 BB: 2 P: 27	R: 1 E: 0 K: 2 S: 8	H: 1 LOB: 0 BB: 0 P: 15	R: 0 E: 0 K: 0 S: 8	H: 1 LOB: 0 BB: 0 P: 14	R: 0 E: 0 K: 1 S: 8	H: 2 LOB: 2 BB: 0 P: 14	R: 4 E: 0 K: 1 S: 15	H: 4 LOB: 1 BB: 1 P: 30	R: 0 E: 0 K: 0 S: 4	H: 0 LOB: 0 BB: 0 P: 5	R: 0 E: 0 K: 0 S: 6	H: 0 LOB: 0 BB: 0 P: 11	1B: 7 2B: 1 3B: 1 HR: 0	SF: 0 SAC: 0 DP: 3 HBP: 1	WP: 0 PB: 0 SB: 0 CS: 0	PA: 37
PITCHER	IP WLS BF H R ER SO BB IBB HBP BLK WP HR S P ERA WHIP																			
51 Jesse Litsch, R (1, 1) ERA: 3.64	5.0	L	22	6	3	3	4	3	0	0	0	0	0	0	0	0	50	92	5.40	1.800
37 Scott Downs, L (6, 1) ERA: 2.49	1.0	L	6	3	2	2	1	0	0	0	0	0	0	0	0	0	11	20	18.00	3.000
40 Brian Wolfe, R (7, 1) ERA: 2.21	2.0		6	0	0	0	0	0	0	1	0	0	0	0	0	0	12	18	0.00	0.000
44 Casey Janssen, R (9, 1) ERA: 2.26	1.0		3	0	0	0	0	0	0	0	0	0	0	0	0	0	6	11	0.00	0.000

Batter	1	2	3	4	5	6	7	8	9	AB	R	H	RBI	BB	SO	LOB	BOTTOM					
Reed Johnson, R (1, 7) OBP: 0.324, SLG: 0.355										3	1	0	0	2	0	4	New York Yankees @ Toronto Blue Jays Rogers Centre, Toronto, ON Mon Aug 06 2007, 1:07 PM EDT Att: 42,714 - Sunny - 82 F					
15 Alex Rios, R (1, 9) OBP: 0.357, SLG: 0.526										5	1	2	0	0	2	2						
10 Vernon Wells, R (1, 8) OBP: 0.314, SLG: 0.435										5	0	1	1	0	3	3						
Frank Thomas, R (1, 10) OBP: 0.370, SLG: 0.455										5	0	2	2	0	2	3						
25 Troy Glaus, R (1, 5) OBP: 0.350, SLG: 0.463										4	0	0	0	0	2	4						
2 Aaron Hill, R (1, 4) OBP: 0.327, SLG: 0.453										4	1	1	1	0	1	1						
7 Curtis Thigpen, R (1, 2) OBP: 0.345, SLG: 0.320										2	0	1	0	1	0	0						
9 Gregg Zaun, S (6, PH) OBP: 0.335, SLG: 0.402										1	0	0	0	0	0	0						
35 Lyle Overbay, L (1, 3) OBP: 0.339, SLG: 0.419										3	0	0	0	1	1	3						
6 John McDonald, R (1, 6) OBP: 0.295, SLG: 0.369										2	1	1	0	1	0	0						
Matt Stairs, L (8, PH) OBP: 0.353, SLG: 0.538										0	0	0	0	0	0	0						
Ray Olmedo, S (6, PR) OBP: 0.500, SLG: 1.000										0	0	0	0	0	0	0						
Inning Stats	R: 0 E: 0 K: 1 S: 8	H: 0 LOB: 0 BB: 0 P: 14	R: 0 E: 0 K: 0 S: 10	H: 1 LOB: 2 BB: 1 P: 17	R: 2 E: 0 K: 1 S: 12	H: 2 LOB: 1 BB: 1 P: 23	R: 0 E: 0 K: 0 S: 6	H: 0 LOB: 0 BB: 0 P: 11	R: 1 E: 0 K: 3 S: 17	H: 2 LOB: 2 BB: 1 P: 31	R: 0 E: 0 K: 2 S: 12	H: 1 LOB: 2 BB: 1 P: 23	R: 0 E: 0 K: 1 S: 8	H: 1 LOB: 0 BB: 0 P: 11	R: 1 E: 0 K: 0 S: 13	H: 1 LOB: 2 BB: 1 P: 27	R: 0 E: 0 K: 3 S: 11	H: 0 LOB: 0 BB: 0 P: 16	1B: 5 2B: 2 3B: 0 HR: 1	SF: 0 SAC: 0 DP: 1 HBP: 1	WP: 0 PB: 0 SB: 3 CS: 0	PA: 40
PITCHER	IP WLS BF H R ER SO BB IBB HBP BLK WP HR S P ERA WHIP																					
46 Andy Pettitte, L (1, 1) ERA: 4.0	5.2	W	27	6	3	3	7	4	0	0	0	0	0	0	0	0	5	9	0.00	3.000		
36 Jim Brower, R (6, 1) ERA:	0.1	H	2	1	0	0	0	0	0	0	0	0	0	0	0	0	1	19	34	4.50	1.000	
Luis Vizcaino, R (7, 1) ERA: 3.97	2.0	H	8	1	1	1	1	1	0	1	0	0	0	0	0	0	11	16	0.00	0.000		
42 Mariano Rivera, R (9, 1) ERA: 2.83	1.0	S	3	0	0	0	3	0	0	0	0	0	0	0	0	0	0	0	0.00	0.000		

Batter	1	2	3	4	5	6	7	8	9	AB	R	H	RBI	BB	SO	LOB	TOP					
28 Melky Cabrera, S (1,8) OBP: 0.352, SLG: 0.447			G4-3			G6-3	P3			4	0	1	0	0	1	1	New York Yankees @ Toronto Blue Jays Rogers Centre, Toronto, ON Wed Aug 08 2007, 7:07 PM EDT Att: 40,811 - Clear - 86 F					
2 Derek Jeter, R (1,6) OBP: 0.397, SLG: 0.452	L8		K			G6-3		G1-3	3	0	0	0	0	1	1							
18 Johnny Damon, L (7,3) OBP: 0.356, SLG: 0.358										1	0	0	0	0	0							
Bobby Abreu, L (1,9) OBP: 0.365, SLG: 0.430	K					K			2	0	0	0	0	2	0							
17 Shelley Duncan, R (4,9) OBP: 0.385, SLG: 0.743						K		1B	2	0	1	0	0	1	1							
20 Jorge Posada, S (1,2) OBP: 0.422, SLG: 0.543		G4-3								2	0	0	0	1	1							
26 José Molina, R (7,2) OBP: 0.236, SLG: 0.287								L9	1	0	0	0	0	0	1							
55 Hideki Matsui, L (1,7) OBP: 0.364, SLG: 0.528	K							G6-3	4	1	1	1	0	1	2							
Jason Giambi, L (1,10) OBP: 0.375, SLG: 0.429										4	1	1	0	0	1							
24 Robinson Canó, L (1,4) OBP: 0.357, SLG: 0.503										4	2	2	3	0	1							
14 Wilson Betemit, S (1,5) OBP: 0.362, SLG: 0.482										4	0	0	0	0	1							
12 Andy Phillips, R (1,3) OBP: 0.329, SLG: 0.387										3	0	1	0	0	0							
Inning Stats	R: 0 E: 0 K: 2 S: 11	H: 0 LOB: 0 BB: 0 P: 16	R: 2 E: 0 K: 1 S: 10	H: 2 LOB: 0 BB: 0 P: 16	R: 0 E: 0 K: 1 S: 9	H: 0 LOB: 0 BB: 0 P: 12	R: 0 E: 0 K: 1 S: 8	H: 0 LOB: 1 BB: 1 P: 17	R: 0 E: 0 K: 1 S: 6	H: 0 LOB: 0 BB: 0 P: 9	R: 0 E: 0 K: 2 S: 10	H: 1 LOB: 1 BB: 0 P: 17	R: 2 E: 0 K: 0 S: 14	H: 3 LOB: 1 BB: 0 P: 21	R: 0 E: 0 K: 0 S: 10	H: 1 LOB: 1 BB: 0 P: 13	R: 0 E: 0 K: 1 S: 11	H: 0 LOB: 0 BB: 0 P: 16	1B: 4 2B: 0 3B: 0 HR: 3	SF: 0 SAC: 0 DP: 0 HBP: 0	WP: 0 PB: 0 SB: 0 CS: 0	PA: 35
PITCHER	IP WLS BF H R ER SO BB IBB HBP BLK WP HR S P ERA WHIP																					
32 Roy Halladay, R (1,1) ERA: 4.17	7.0 W 28 6 4 4 8 1 0 0 0 0 0 3 68 108 5.14 1.000																					
40 Brian Wolfe, R (8,1) ERA: 2.11	1.0 4 1 0 0 0 0 0 0 0 0 0 0 10 13 0.00 1.000																					
49 Jeremy Accardo, R (9,1) ERA: 2.47	1.0 3 0 0 0 1 0 0 0 0 0 0 0 11 16 0.00 0.000																					

Batter	1	2	3	4	5	6	7	8	9	AB	R	H	RBI	BB	SO	LOB	BOTTOM			
Matt Stairs, L (1,7) OBP: 0.360, SLG: 0.546								L8		4	3	2	0	2	1	2	New York Yankees @ Toronto Blue Jays Rogers Centre, Toronto, ON Wed Aug 08 2007, 7:07 PM EDT Att: 40,811 - Clear - 86 F			
35 Lyle Overbay, L (1,3) OBP: 0.344, SLG: 0.423										5	3	3	1	0	1	3				
15 Alex Rios, R (1,9) OBP: 0.359, SLG: 0.528										5	3	2	1	0	1	3				
10 Vernon Wells, R (1,8) OBP: 0.317, SLG: 0.437										4	2	3	4	0	0	1				
Frank Thomas, R (1,10) OBP: 0.375, SLG: 0.467										5	1	3	3	0	0	3				
7 Curtis Thigpen, R (7, PR) OBP: 0.339, SLG: 0.314										0	0	0	0	0	0	0				
25 Troy Glaus, R (1,5) OBP: 0.348, SLG: 0.453										3	2	0	0	2	2	2				
18 Hector Luna, R (8,5) OBP: 0.325, SLG: 0.448										0	0	0	0	0	0	0				
2 Aaron Hill, R (1,4) OBP: 0.325, SLG: 0.448										5	1	1	2	0	3	3				
9 Gregg Zaun, S (1,2) OBP: 0.336, SLG: 0.400										3	0	1	2	2	0	0				
6 John McDonald, R (1,6) OBP: 0.295, SLG: 0.364										4	0	1	2	1	1	1				
Inning Stats	R: 3 E: 0 K: 1 S: 10	H: 4 LOB: 0 BB: 0 P: 20	R: 0 E: 0 K: 1 S: 5	H: 0 LOB: 1 BB: 1 P: 13	R: 5 E: 0 K: 2 S: 18	H: 5 LOB: 2 BB: 2 P: 37	R: 1 E: 0 K: 0 S: 13	H: 2 LOB: 1 BB: 0 P: 20	R: 0 E: 0 K: 1 S: 8	H: 0 LOB: 0 BB: 0 P: 12	R: 5 E: 1 K: 1 S: 16	H: 3 LOB: 3 BB: 4 P: 37	R: 1 E: 0 K: 2 S: 21	H: 2 LOB: 1 BB: 0 P: 32	R: 0 E: 0 K: 1 S: 9	H: 0 LOB: 0 BB: 0 P: 12	1B: 7 2B: 10 3B: 0 HR: 0	SF: 1 SAC: 0 DP: 2 HBP: 0	WP: 1 PB: 0 SB: 0 CS: 0	PA: 46
PITCHER	IP WLS BF H R ER SO BB IBB HBP BLK WP HR S P ERA WHIP																			
40 Chien-Ming Wang, R (1,1) ERA: 3.94	2.2 L 17 9 8 8 3 2 3 0 0 0 0 1 0 32 61 9.00 2.000																			
56 Jeff Karstens, R (3,1) ERA: 10.13	3.0 16 3 5 3 2 3 0 0 0 0 1 0 32 61 9.00 2.000																			
47 Ron Villone, L (6,1) ERA: 3.56	1.1 10 4 2 1 3 2 0 0 0 0 0 0 30 51 6.75 4.500																			
Kyle Farnsworth, R (8,1) ERA: 4.76	1.0 3 0 0 0 1 0 0 0 0 0 0 0 9 12 0.00 0.000																			

Batter	1	2	3	4	5	6	7	8	9	AB	R	H	RBI	BB	SO	LOB	TOP										
Matt Stairs, L (1, 7) OBP: 0.358, SLG: 0.541 Reed Johnson, R (7, 7) OBP: 0.319, SLG: 0.349	G4-3		F7		F7		G4-6-3		FC5	4	0	1	0	0	0	3											
35 Lyle Overbay, L (1, 3) OBP: 0.342, SLG: 0.419	K		F7		F7		G1-3		G6-3	5	1	1	0	0	1	4											
15 Alex Rios, R (1, 9) OBP: 0.360, SLG: 0.527	1B		L8		L8				F9	4	1	2	0	0	0	1											
10 Vernon Wells, R (1, 8) OBP: 0.318, SLG: 0.440	1B		G4-3		G4-3				F8	4	0	2	2	0	0	0											
Frank Thomas, R (1, 10) OBP: 0.376, SLG: 0.466 18 Hector Luna, R (8, PR)	FC6-4		G6-3		G6-3					3	0	1	0	1	0	2											
25 Troy Glaus, R (1, 5) OBP: 0.344, SLG: 0.447	K		K		K				K	4	0	0	0	0	3	3											
2 Aaron Hill, R (1, 4) OBP: 0.325, SLG: 0.446	K		L6		L6				FC5	4	0	1	0	0	1	2											
9 Gregg Zaun, S (1, 2) OBP: 0.339, SLG: 0.407	P3		K		K				FC5	4	0	2	0	0	1	0											
6 John McDonald, R (1, 6) OBP: 0.299, SLG: 0.363	P4		P4		P4				K	3	0	1	0	1	1	2											
Inning Stats	R: 0 H: 2 E: 0 K: 1 S: 15	H: 2 LOB: 2 BB: 0 P: 23	R: 0 H: 0 E: 0 K: 2 S: 8	H: 0 LOB: 0 BB: 0 P: 15	R: 0 H: 1 E: 0 K: 0 S: 11	H: 1 LOB: 1 BB: 0 P: 18	R: 0 H: 0 E: 0 K: 1 S: 11	H: 0 LOB: 0 BB: 0 P: 18	R: 0 H: 1 E: 0 K: 1 S: 8	H: 1 LOB: 1 BB: 0 P: 14	R: 2 H: 3 E: 0 K: 0 S: 11	H: 3 LOB: 1 BB: 1 P: 23	R: 0 H: 1 E: 0 K: 0 S: 8	H: 1 LOB: 1 BB: 1 P: 14	R: 0 H: 1 E: 0 K: 1 S: 12	H: 1 LOB: 1 BB: 0 P: 17	R: 0 H: 2 E: 0 K: 1 S: 12	H: 2 LOB: 2 BB: 0 P: 17	1B: 9 2B: 2 3B: 0 HR: 0	SF: 0 SAC: 0 DP: 2 HBP: 0	WP: 0 PB: 0 SB: 1 CS: 0	PA: 38					
PITCHER	IP	WLS	BF	H	R	ER	SO	BB	IBB	HBP	BLK	WP	HR	S	P	ERA	WHIP										
55 Gil Meche, R (1, 1) ERA: 3.95	5.0	L	22	7	2	2	5	0	0	0	0	0	0	60	101	3.60	1.400										
David Riske, R (6, 1) ERA: 2.25	1.2		6	1	0	0	0	2	0	0	0	0	0	9	19	0.00	1.800										
41 Jimmy Gobble, L (7, 1) ERA: 3.11	0.1		1	0	0	0	0	0	0	0	0	0	0	3	5	0.00	0.000										
57 Joel Peralta, R (8, 1) ERA: 3.83	1.2		8	3	0	0	2	0	0	0	0	0	0	22	32	0.00	1.800										
23 Zack Greinke, R (9, 1) ERA: 4.66	0.1		1	0	0	0	0	0	0	0	0	0	0	2	2	0.00	0.000										

Toronto Blue Jays @ Kansas City Royals
Kauffman Stadium, Kansas City, MO
Fri Aug 10 2007, 7:10 PM CDT
Att: 21,276 - Clear - 94 F

AB 36
R 2
H 11
RBI 2
BB 2
SO 7
LOB 19

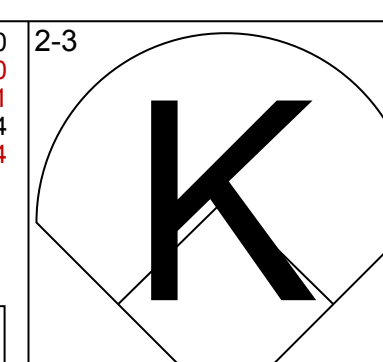
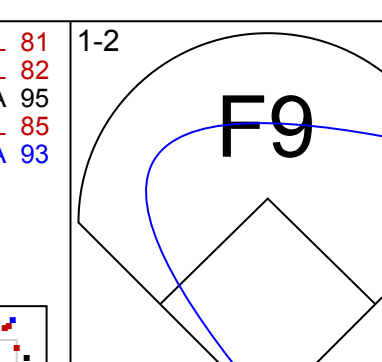
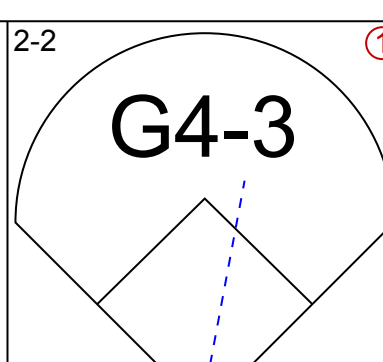
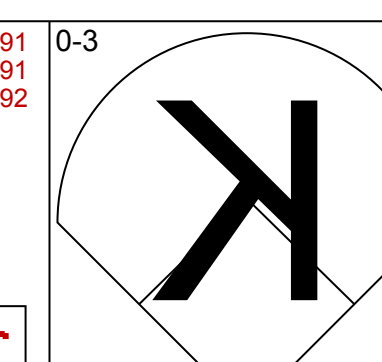
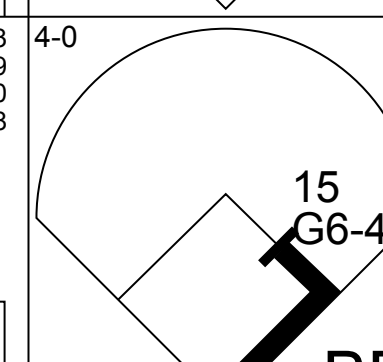
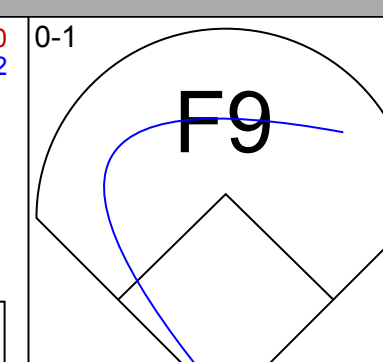
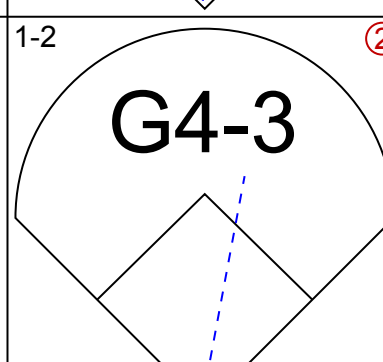
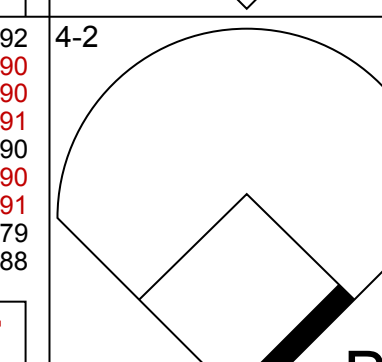
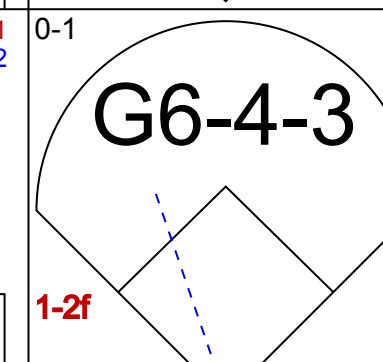
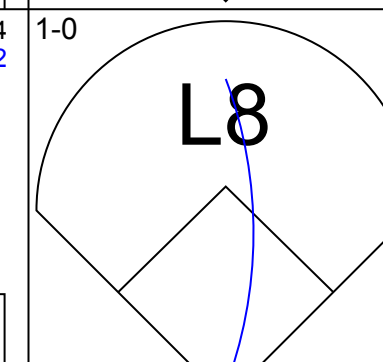
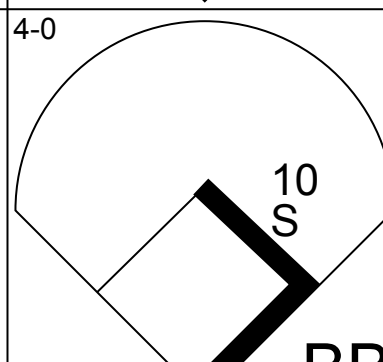
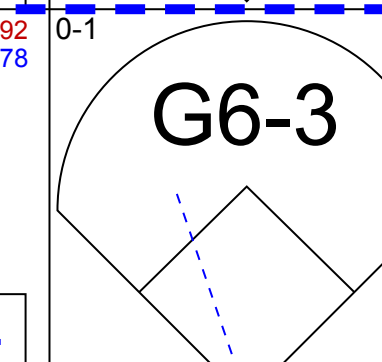
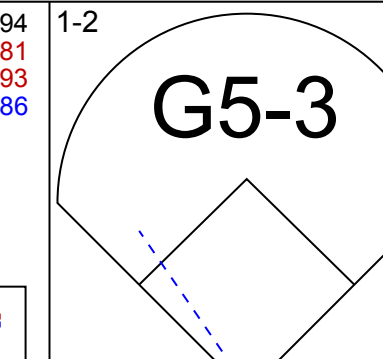
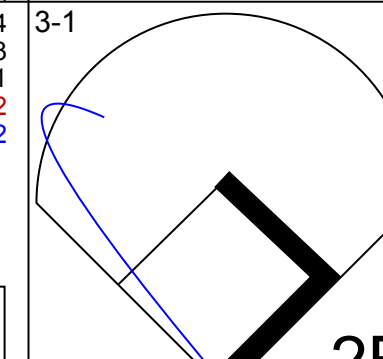
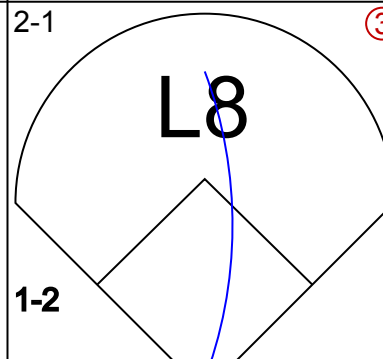
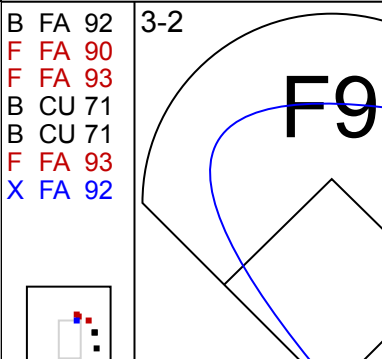
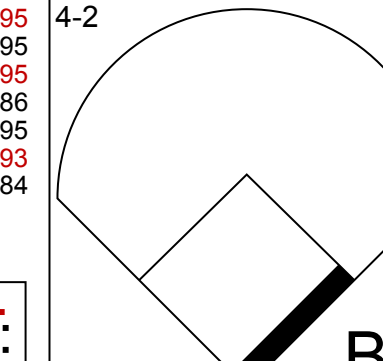
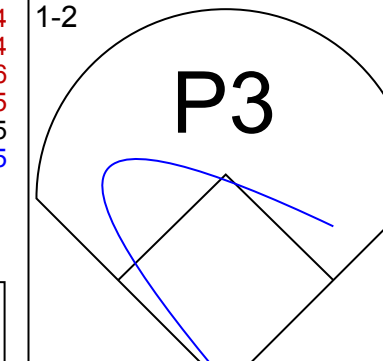
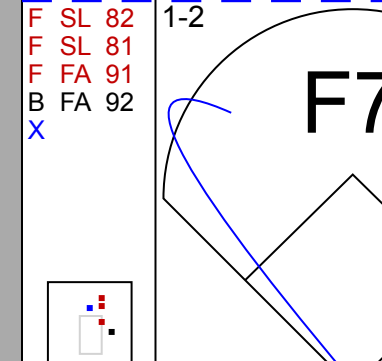
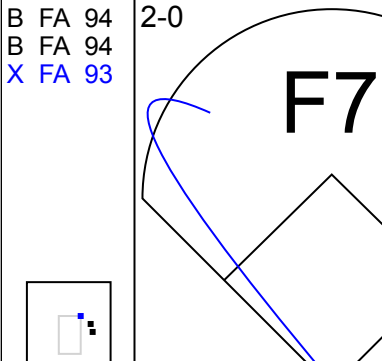

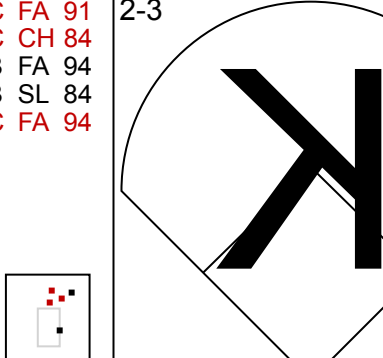


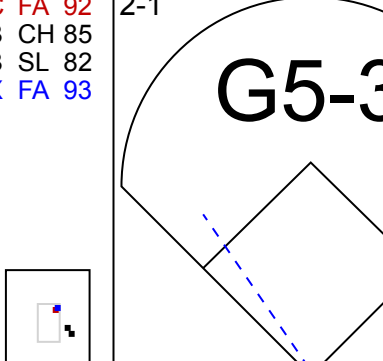

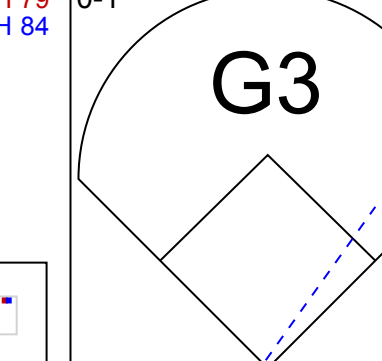
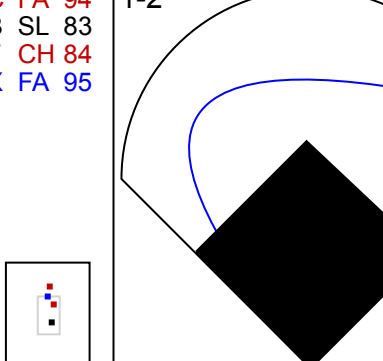
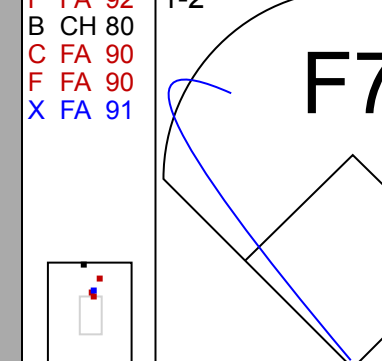
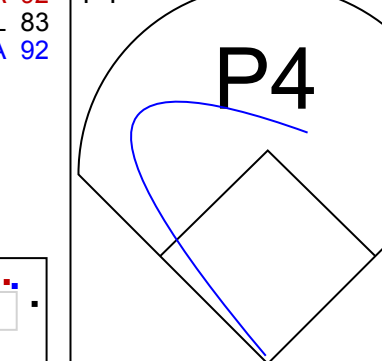
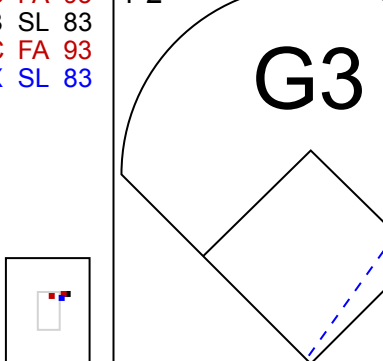
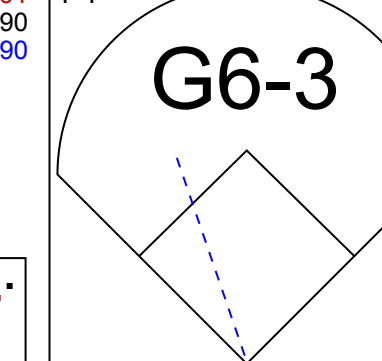


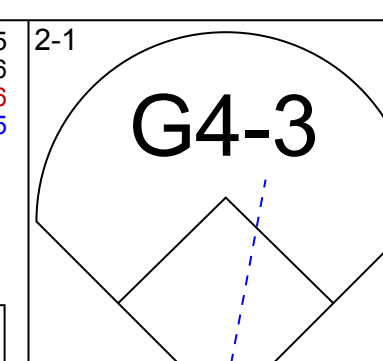
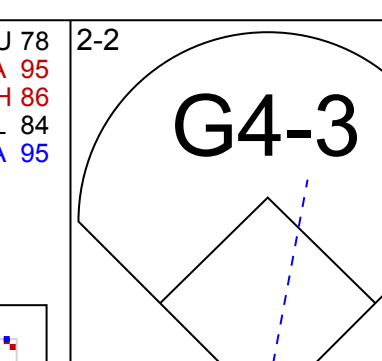
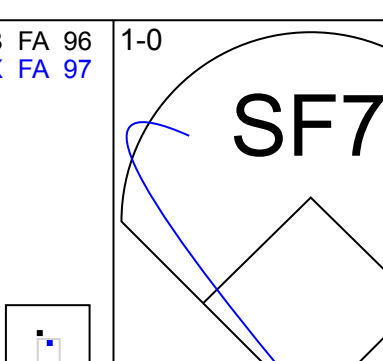
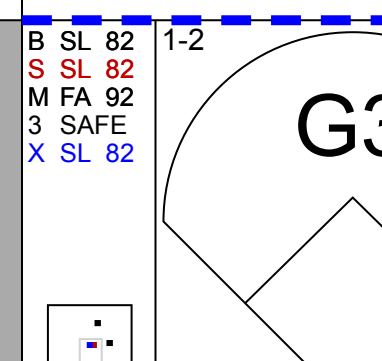
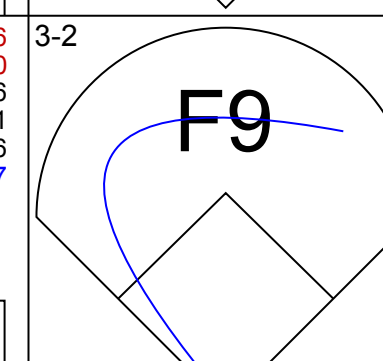
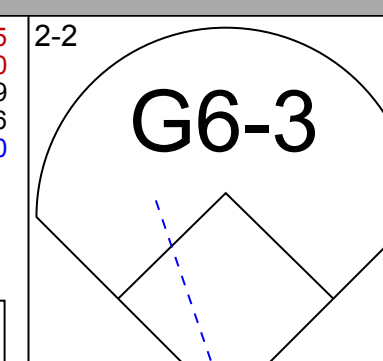
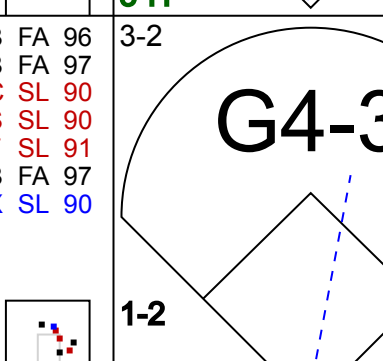
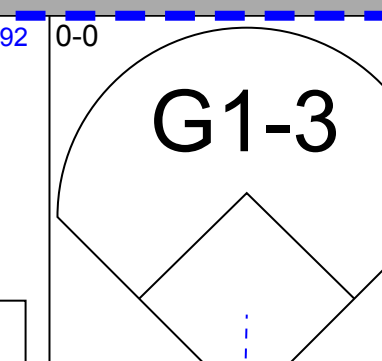
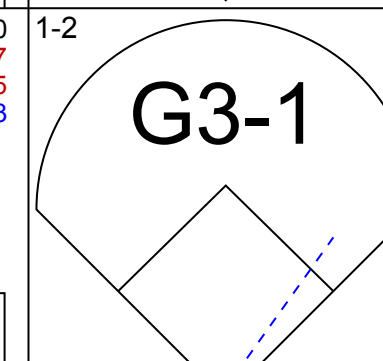
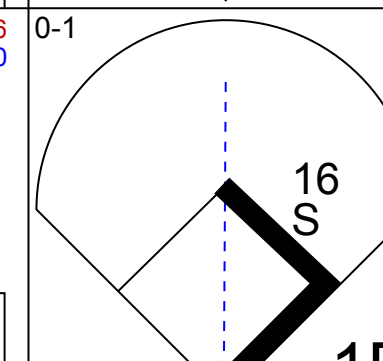
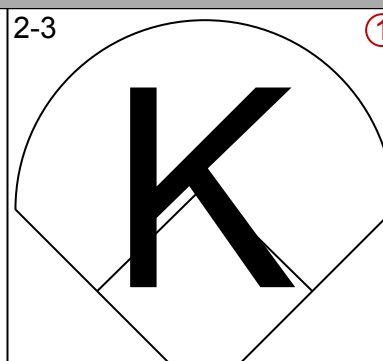
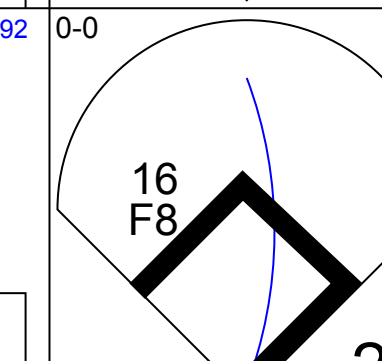

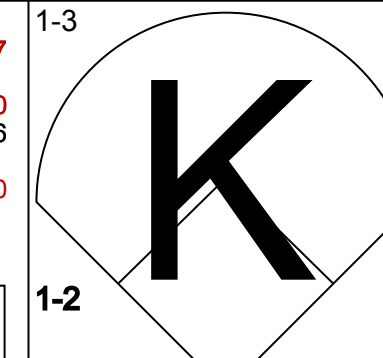
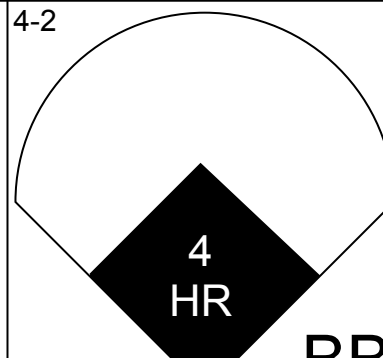
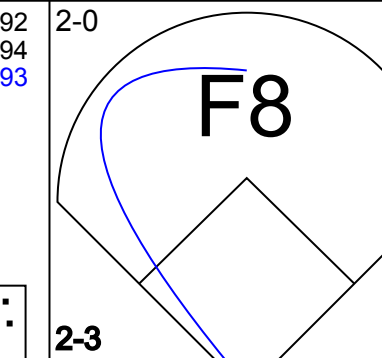

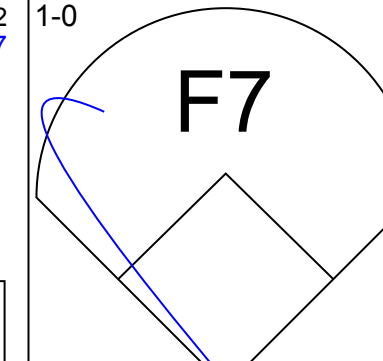
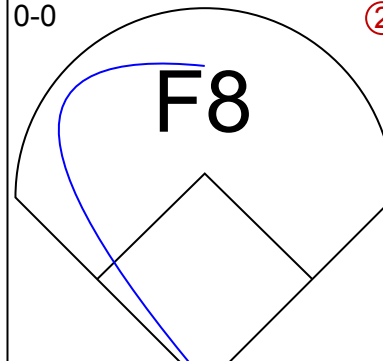
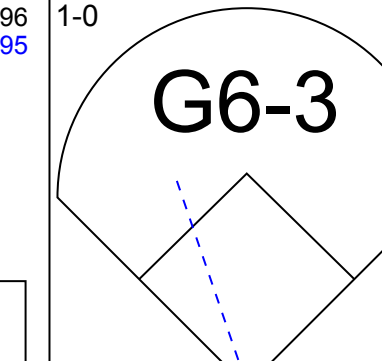


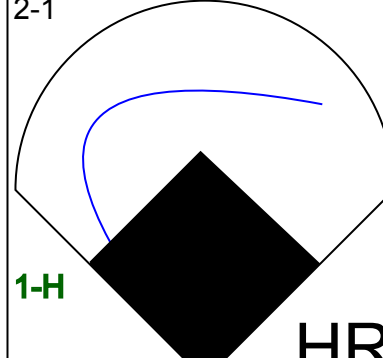


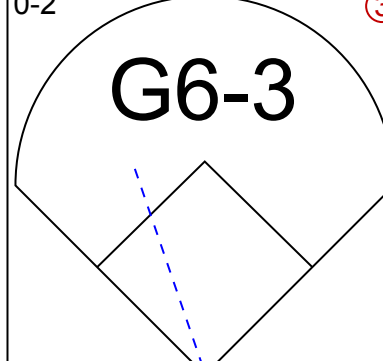
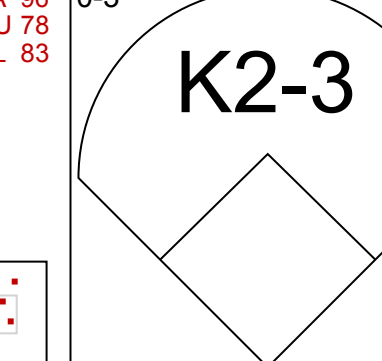
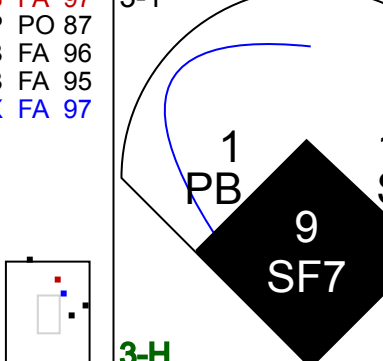




Batter	1	2	3	4	5	6	7	8	9	AB	R	H	RBI	BB	SO	LOB	BOTTOM										
9 David DeJesus, L (1, 8) OBP: 0.364, SLG: 0.404	G1-6-3		F8		F8		G1-3		G4-6-3	3	0	0	0	1	0	2											
15 Mark Grudzielanek, R (1, 4) OBP: 0.344, SLG: 0.441	K		G6-3		G6-3				G4-3	3	0	0	0	0	1	1											
24 Mark Teahen, L (1, 9) OBP: 0.357, SLG: 0.405	G1-6-3		G6-3		G6-3				F7	4	0	0	0	0	0	2											
16 Billy Butler, R (1, 10) OBP: 0.351, SLG: 0.443 Emil Brown, R (9, PR) OBP: 0.292, SLG: 0.332	K		K		K				FC6-4	3	0	2	0	1	1	0											
Ross Gload, L (1, 3) OBP: 0.318, SLG: 0.457	L9		F8		F8				FC6-4	4	0	0	0	0	1	3											
4 Alex Gordon, L (1, 5) OBP: 0.311, SLG: 0.378	K		K		K				FC6-4	3	1	1	0	0	1	1											
14 John Buck, R (1, 2) OBP: 0.322, SLG: 0.490 Esteban German, R (8, PH) OBP: 0.372, SLG: 0.401 Jason LaRue, R (9, 2) OBP: 0.240, SLG: 0.302	K		K		K				FC6-4	2	0	0	0	0	1	1											
2 Joey Gathright, L (1, 7) OBP: 0.413, SLG: 0.414	B1-3		B1-3		B1-3				FC6-4	3	0	1	1	0	0	0											
1 Tony Pena Jr., R (1, 6) OBP: 0.291, SLG: 0.366	G1-3		G1-3		G1-3				FC6-4	3	0	1	0	0	0	0											
Inning Stats	R: 0 H: 0 E: 0 K: 1 S: 8	H: 0 LOB: 0 BB: 1 P: 15	R: 0 H: 0 E: 0 K: 2 S: 9	H: 0 LOB: 0 BB: 0 P: 14	R: 0 H: 0 E: 0 K: 1 S: 6	H: 0 LOB: 0 BB: 0 P: 8	R: 0 H: 0 E: 0 K: 0 S: 6	H: 0 LOB: 0 BB: 0 P: 10	R: 0 H: 0 E: 0 K: 0 S: 6	H: 0 LOB: 0 BB: 0 P: 15	R: 0 H: 0 E: 0 K: 0 S: 6	H: 0 LOB: 0 BB: 0 P: 10	R: 0 H: 1 E: 0 K: 1 S: 8	H: 1 LOB: 1 BB: 0 P: 13	R: 1 H: 3 E: 0 K: 1 S: 12	H: 3 LOB: 1 BB: 0 P: 18	R: 0 H: 1 E: 0 K: 0 S: 15	H: 1 LOB: 1 BB: 0 P: 19	1B: 4 2B: 1 3B: 0 HR: 0	SF: 0 SAC: 0 DP: 3 HBP: 1	WP: 1 PB: 0 SB: 0 CS: 0	PA: 32					
PITCHER	IP	WLS	BF	H	R	ER	SO	BB	IBB	HBP	BLK	WP	HR	S	P	ERA	WHIP										
28 Shaun Marcum, R (1, 1) ERA: 3.43	6.2	W	22	1	0	0	4	2	0	0	0	0	0	13	18	13.50	4.500										
44 Casey Janssen, R (7, 1) ERA: 2.4	0.2	H	5	3	1	1	2	0	0	0	0	1	0	13	18	13.50	4.500										
37 Scott Downs, L (8, 1) ERA: 2.45	0.2	H	1	0	0	0	0	0	0	0	0	0	0	2	4	0.00	0.000										
49 Jeremy Accardo, R (9, 1) ERA: 2.42	1.0	S	4	1	0	0	0	0	0	0	0	0	0	15	19	0.00	1.000										

Toronto Blue Jays @ Kansas City Royals
Kauffman Stadium, Kansas City, MO
Fri Aug 10 2007, 7:10 PM CDT
Att: 21,276 - Clear - 94 F

AB 29
R 1
H 5
RBI 1
BB 2
SO 6
LOB 11



Batter	1	2	3	4	5	6	7	8	9	AB	R	H	RBI	BB	SO	LOB	TOP										
Reed Johnson, R (1, 7) OBP: 0.310, SLG: 0.338										4	0	0	0	0	2	0	Toronto Blue Jays @ Kansas City Royals Kauffman Stadium, Kansas City, MO Sat Aug 11 2007, 6:10 PM CDT Att: 25,934 - Clear - 95 F										
35 Lyle Overbay, L (1, 3) OBP: 0.344, SLG: 0.416										2	0	0	0	2	0	0											
15 Alex Rios, R (1, 9) OBP: 0.359, SLG: 0.524										3	0	0	0	1	0	2											
10 Vernon Wells, R (1, 8) OBP: 0.318, SLG: 0.440										4	0	1	0	0	0	1											
Frank Thomas, R (1, 10) OBP: 0.375, SLG: 0.462										3	0	0	0	1	0	1											
25 Troy Glaus, R (1, 5) OBP: 0.345, SLG: 0.451										4	0	2	0	0	2	1											
2 Aaron Hill, R (1, 4) OBP: 0.322, SLG: 0.442										4	0	0	0	0	2	3											
9 Gregg Zaun, S (1, 2) OBP: 0.339, SLG: 0.421										3	1	1	1	0	0	1											
6 John McDonald, R (1, 6) OBP: 0.295, SLG: 0.358										3	0	0	0	0	0	0											
Inning Stats	R: 0 E: 0 K: 1 S: 5	H: 0 LOB: 0 BB: 1 P: 11	R: 0 E: 0 K: 2 S: 18	H: 0 LOB: 1 BB: 1 P: 27	R: 0 E: 0 K: 0 S: 8	H: 0 LOB: 0 BB: 0 P: 10	R: 0 E: 0 K: 0 S: 10	H: 1 LOB: 1 BB: 0 P: 15	R: 1 E: 0 K: 1 S: 11	H: 1 LOB: 0 BB: 0 P: 17	R: 0 E: 0 K: 0 S: 8	H: 0 LOB: 1 BB: 1 P: 17	R: 0 E: 0 K: 1 S: 12	H: 1 LOB: 1 BB: 0 P: 16	R: 0 E: 0 K: 1 S: 12	H: 0 LOB: 1 BB: 1 P: 17		R: 0 E: 0 K: 0 S: 11	H: 1 LOB: 1 BB: 0 P: 22	1B: 1 2B: 2 3B: 0 HR: 1	SF: 0 SAC: 0 DP: 1 HBP: 0	WP: 0 PB: 0 SB: 1 CS: 0	PA: 34				
PITCHER	IP	WLS	BF	H	R	ER	SO	BB	IBB	HBP	BLK	WP	HR	S	P	ERA	WHIP										
46 Juan Carlos Oviedo, R (1, 1) ERA: 1.8	6.0	W	22	2	1	1	4	3	0	0	0	0	1	60	97	1.50	0.833										
David Riske, R (7, 1) ERA: 2.19	1.2	H	7	1	0	0	2	1	0	0	0	0	0	22	31	0.00	1.200										
48 Joakim Soria, R (8, 1) ERA: 2.16	1.1	S	5	1	0	0	0	0	0	0	0	0	0	13	24	0.00	0.750										

Batter	1	2	3	4	5	6	7	8	9	AB	R	H	RBI	BB	SO	LOB	BOTTOM										
9 David DeJesus, L (1, 8) OBP: 0.361, SLG: 0.402										3	0	0	1	0	0	1	Toronto Blue Jays @ Kansas City Royals Kauffman Stadium, Kansas City, MO Sat Aug 11 2007, 6:10 PM CDT Att: 25,934 - Clear - 95 F										
15 Mark Grudzielanski, R (1, 4) OBP: 0.339, SLG: 0.435										4	0	0	0	0	0	1											
24 Mark Teahen, L (1, 9) OBP: 0.358, SLG: 0.408										4	0	2	0	0	1	0											
16 Billy Butler, R (1, 10) OBP: 0.349, SLG: 0.436										3	1	0	0	1	1	2											
Ross Gload, L (1, 3) OBP: 0.312, SLG: 0.448										4	0	0	0	0	0	3											
4 Alex Gordon, L (1, 5) OBP: 0.316, SLG: 0.395										3	2	3	2	0	0	0											
14 John Buck, R (1, 2) OBP: 0.318, SLG: 0.484										3	0	0	0	0	0	2											
2 Joey Gathright, L (1, 7) OBP: 0.420, SLG: 0.422										3	1	2	1	0	1	0											
1 Tony Pena Jr., R (1, 6) OBP: 0.289, SLG: 0.363										3	0	0	0	0	1	2											
Inning Stats	R: 0 E: 0 K: 0 S: 8	H: 0 LOB: 0 BB: 0 P: 14	R: 0 E: 0 K: 0 S: 7	H: 1 LOB: 0 BB: 0 P: 13	R: 0 E: 0 K: 1 S: 7	H: 0 LOB: 0 BB: 0 P: 9	R: 0 E: 0 K: 1 S: 9	H: 1 LOB: 1 BB: 0 P: 13	R: 2 E: 0 K: 1 S: 15	H: 2 LOB: 1 BB: 0 P: 23	R: 2 E: 0 K: 1 S: 11	H: 1 LOB: 0 BB: 1 P: 19	R: 0 E: 0 K: 0 S: 10	H: 1 LOB: 0 BB: 0 P: 13	R: 0 E: 0 K: 0 S: 4	H: 1 LOB: 1 BB: 0 P: 7		1B: 4 2B: 1 3B: 1 HR: 1	SF: 1 SAC: 0 DP: 0 HBP: 0	WP: 0 PB: 1 SB: 5 CS: 0	PA: 32						
PITCHER	IP	WLS	BF	H	R	ER	SO	BB	IBB	HBP	BLK	WP	HR	S	P	ERA	WHIP										
29 Dustin McGowan, R (1, 1) ERA: 4.12	6.1	L	27	6	4	3	4	1	0	0	0	0	0	64	100	4.26	1.105										
56 Brian Tallet, L (7, 1) ERA: 3.59	0.2		1	0	0	0	0	0	0	0	0	0	0	3	4	0.00	0.000										
40 Brian Wolfe, R (8, 1) ERA: 2.01	1.0		4	1	0	0	0	0	0	0	0	0	0	4	7	0.00	1.000										

AB	30
R	1
H	4
RBI	1
BB	4
SO	6
LOB	9



AB	30
R	4
H	7
RBI	4
BB	1
SO	4
LOB	11



Batter	1	2	3	4	5	6	7	8	9	AB	R	H	RBI	BB	SO	LOB	TOP										
Reed Johnson, R OBP: 0.318, SLG: 0.360										5	1	3	0	0	1	0	Toronto Blue Jays @ Kansas City Royals Kauffman Stadium, Kansas City, MO Mon Aug 13 2007, 7:10 PM CDT Att: 14,845 - Clear - 94 F										
35 Lyle Overbay, L OBP: 0.347, SLG: 0.424										4	0	1	0	0	0	3											
15 Alex Rios, R OBP: 0.364, SLG: 0.531										3	0	2	1	1	0	1											
10 Vernon Wells, R OBP: 0.314, SLG: 0.435										4	0	1	0	0	0	3											
Frank Thomas, R OBP: 0.372, SLG: 0.458										3	1	1	0	1	1	4											
2 Aaron Hill, R OBP: 0.316, SLG: 0.435										4	0	0	0	0	1	2											
7 Curtis Thigpen, R OBP: 0.339, SLG: 0.315										3	0	1	1	0	0	0											
9 Gregg Zaun, S OBP: 0.343, SLG: 0.430										3	0	0	0	0	2	1											
18 Hector Luna, R OBP: 0.266, SLG: 0.429										1	0	0	0	0	0	0											
6 John McDonald, R OBP: 0.291, SLG: 0.353										3	0	0	0	0	0	1											
Matt Stairs, L OBP: 0.363, SLG: 0.545										1	0	0	0	0	0	0											
Inning Stats	R: 0 E: 0 K: 0 S: 9	H: 1 LOB: 1 BB: 1 P: 17	R: 1 E: 0 K: 0 S: 9	H: 2 LOB: 1 BB: 0 P: 19	R: 1 E: 0 K: 0 S: 13	H: 2 LOB: 1 BB: 0 P: 16	R: 0 E: 0 K: 2 S: 11	H: 0 LOB: 0 BB: 0 P: 17	R: 0 E: 0 K: 1 S: 15	H: 3 LOB: 3 BB: 0 P: 24	R: 0 E: 0 K: 1 S: 10	H: 0 LOB: 0 BB: 0 P: 17	R: 0 E: 0 K: 0 S: 8	H: 1 LOB: 1 BB: 0 P: 13	R: 0 E: 0 K: 0 S: 7	H: 0 LOB: 1 BB: 1 P: 15	R: 0 E: 0 K: 1 S: 8	H: 0 LOB: 0 BB: 0 P: 10	1B: 5 2B: 4 3B: 0 HR: 0	SF: 0 SAC: 0 DP: 1 HBP: 0	WP: 0 PB: 0 SB: 0 CS: 0	PA: 37					
PITCHER	IP	WLS	BF	H	R	ER	SO	BB	IBB	HBP	BLK	WP	HR	S	P	ERA	WHIP										
45 Odalis Perez, L ERA: 5.78	5.0	W	23	8	2	2	3	1	0	0	0	0	0	57	93	3.60	1.800										
57 Joel Peralta, L ERA: 3.57	1.1	H	5	1	0	0	1	0	0	0	0	0	0	15	24	0.00	0.750										
41 Jimmy Gobble, L ERA: 3.08	0.1	H	1	0	0	0	0	0	0	0	0	0	0	2	3	0.00	0.000										
23 Zack Greinke, R ERA: 4.59	1.1	H	5	0	0	0	0	1	0	0	0	0	0	8	18	0.00	0.750										
48 Joaquin Soria, R ERA: 2.12	1.0		3	0	0	0	1	0	0	0	0	0	0	8	10	0.00	0.000										

Batter	1	2	3	4	5	6	7	8	9	AB	R	H	RBI	BB	SO	LOB	BOTTOM										
9 David DeJesus, L OBP: 0.363, SLG: 0.400										2	2	1	0	1	0	0	Toronto Blue Jays @ Kansas City Royals Kauffman Stadium, Kansas City, MO Mon Aug 13 2007, 7:10 PM CDT Att: 14,845 - Clear - 94 F										
Esteban German, R OBP: 0.372, SLG: 0.399										3	2	1	0	1	0	2											
24 Mark Teahen, L OBP: 0.360, SLG: 0.415										3	2	2	1	1	0	1											
16 Billy Butler, R OBP: 0.347, SLG: 0.430										3	0	1	2	0	0	1											
Ross Gload, L OBP: 0.311, SLG: 0.454										1	0	1	2	0	0	0											
4 Alex Gordon, L OBP: 0.318, SLG: 0.402										4	0	1	0	0	1	5											
Emil Brown, R OBP: 0.288, SLG: 0.327										4	0	0	0	0	2	1											
14 John Buck, R OBP: 0.314, SLG: 0.476										4	0	0	0	0	1	1											
2 Joey Gathright, L OBP: 0.403, SLG: 0.398										4	0	0	0	0	1	1											
1 Tony Pena Jr., R OBP: 0.287, SLG: 0.360										3	0	0	0	0	0	0											
Inning Stats	R: 1 E: 0 K: 0 S: 7	H: 2 LOB: 0 BB: 0 P: 11	R: 0 E: 0 K: 1 S: 10	H: 1 LOB: 1 BB: 0 P: 14	R: 2 E: 2 K: 0 S: 15	H: 1 LOB: 1 BB: 1 P: 27	R: 0 E: 0 K: 1 S: 7	H: 0 LOB: 0 BB: 0 P: 9	R: 1 E: 0 K: 0 S: 11	H: 2 LOB: 2 BB: 0 P: 17	R: 0 E: 0 K: 0 S: 7	H: 0 LOB: 0 BB: 0 P: 12	R: 2 E: 0 K: 1 S: 15	H: 1 LOB: 1 BB: 2 P: 27	R: 0 E: 0 K: 2 S: 11	H: 0 LOB: 0 BB: 0 P: 15	R: 0 E: 0 K: 2 S: 11	H: 0 LOB: 0 BB: 0 P: 15	1B: 5 2B: 0 3B: 1 HR: 1	SF: 0 SAC: 0 DP: 1 HBP: 1	WP: 0 PB: 0 SB: 1 CS: 2	PA: 35					
PITCHER	IP	WLS	BF	H	R	ER	SO	BB	IBB	HBP	BLK	WP	HR	S	P	ERA	WHIP										
51 Jesse Litsch, R ERA: 3.54	6.2	L	29	6	5	2	2	2	0	0	0	0	0	63	102	2.70	1.200										
56 Brian Tallet, L ERA: 3.72	0.1		3	1	1	1	1	1	0	0	0	0	0	9	15	27.00	6.000										
54 Jason Frasor, R ERA: 4.43	1.0		3	0	0	0	2	0	0	0	0	0	0	11	15	0.00	0.000										

AB 35
R 2
H 9
RBI 2
BB 2
SO 5
LOB 16



AB 31
R 6
H 7
RBI 5
BB 3
SO 5
LOB 12



Batter	1	2	3	4	5	6	7	8	9	AB	R	H	RBI	BB	SO	LOB	TOP
9 Chone Figgins, S OBP: 0.395, SLG: 0.439										4	1	2	0	0	0	1	
77 Reggie Willits, S OBP: 0.406, SLG: 0.354										4	0	0	0	0	0	2	
27 Vladimir Guerrero, R OBP: 0.409, SLG: 0.539										4	0	1	1	0	0	1	
Garret Anderson, L OBP: 0.302, SLG: 0.429										3	0	0	0	0	0	1	
24 Gary Matthews, S OBP: 0.338, SLG: 0.446										2	0	0	0	1	0	0	
Casey Kotchman, L OBP: 0.370, SLG: 0.482										3	0	0	0	0	0	1	
6 Maicer Izturis, S OBP: 0.327, SLG: 0.416										3	0	1	0	0	0	0	
5 Jeff Mathis, R OBP: 0.247, SLG: 0.319										3	0	1	0	0	1	1	
32 Erick Aybar, S OBP: 0.293, SLG: 0.290										3	0	0	0	0	1	1	
Inning Stats	R: 1 E: 0 K: 0 S: 9	H: 2 LOB: 0 BB: 0 P: 13	R: 0 E: 0 K: 0 S: 5	H: 0 LOB: 0 BB: 1 P: 9	R: 0 E: 0 K: 0 S: 7	H: 0 LOB: 0 BB: 0 P: 10	R: 0 E: 0 K: 0 S: 6	H: 1 LOB: 0 BB: 0 P: 5	R: 0 E: 0 K: 1 S: 10	H: 0 LOB: 1 BB: 0 P: 12	R: 0 E: 0 K: 1 S: 14	H: 1 LOB: 1 BB: 0 P: 19	1B: 5 2B: 1 3B: 0 HR: 0	SF: 0 SAC: 0 DP: 2 HBP: 0	WP: 0 PB: 0 SB: 1 CS: 1	PA: 31	
PITCHER 32 Roy Halladay, R ERA: 3.99	IP: 9.0 WLS: W BF: 30	H: 5 R: 1 ER: 1 SO: 2	BB: 1 IBB: 0 HBP: 0 BLK: 0	WP: 0 HR: 0 S: 71 P: 99	ERA: 1.00 WHIP: 0.667	PITCHER IP: WLS: BF: H: R: ER: SO: BB: IBB: HBP: BLK: WP: HR: S: P: ERA: WHIP											

Los Angeles Angels @ Toronto Blue Jays
 Rogers Centre, Toronto, ON
 Tue Aug 14 2007, 7:07 PM EDT
 Att: 31,978 - Clear - 82 F

AB	29
R	1
H	5
RBI	1
BB	1
SO	2
LOB	8

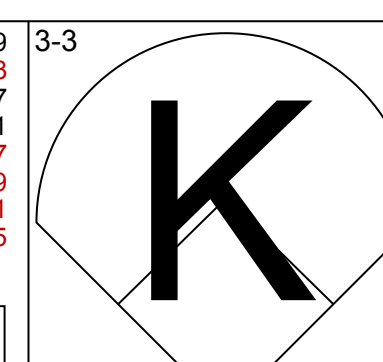
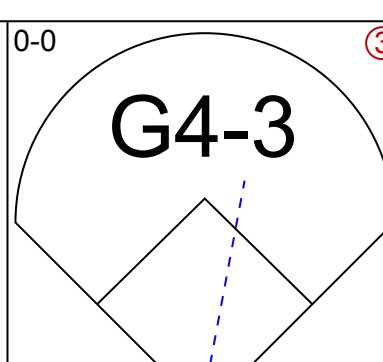
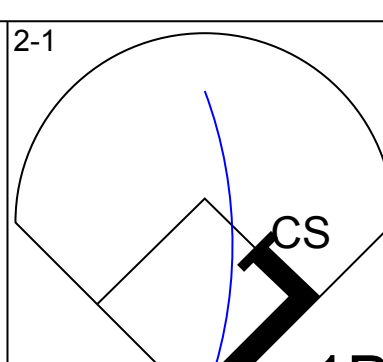
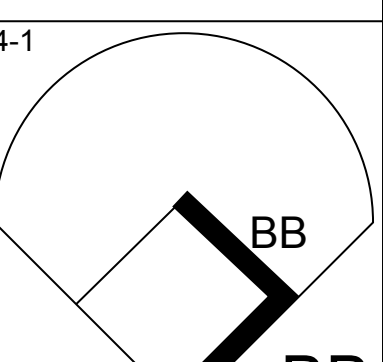
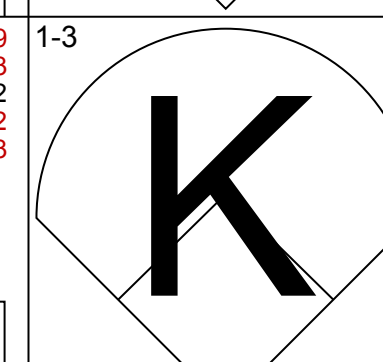
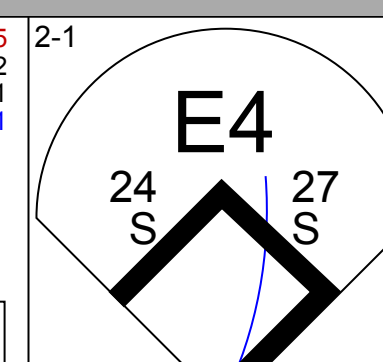
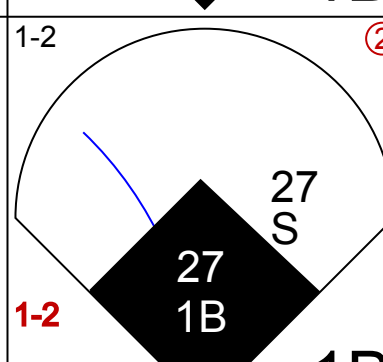
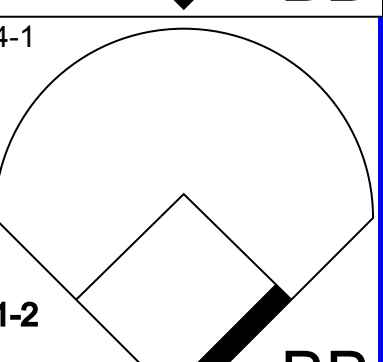
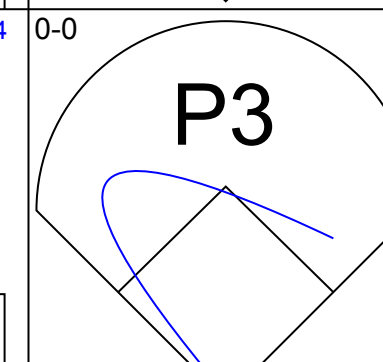
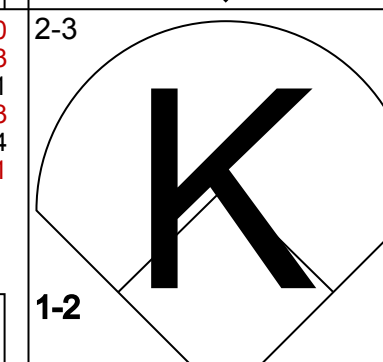
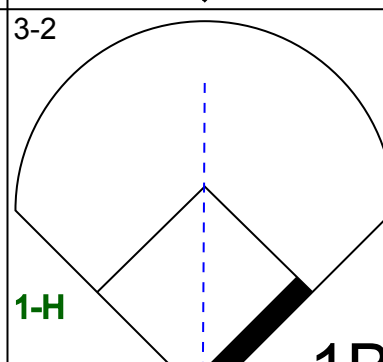
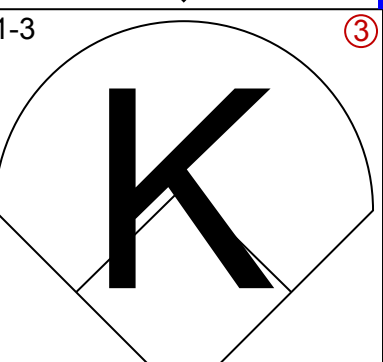
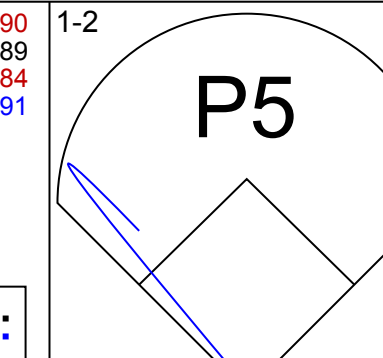
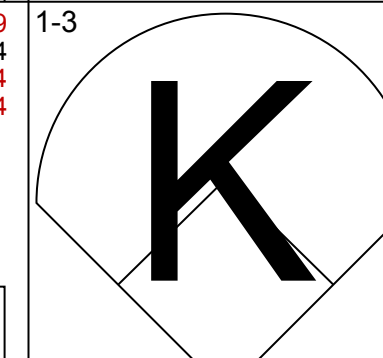
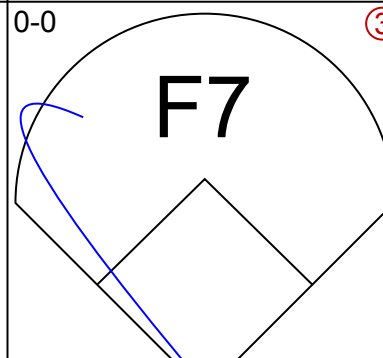
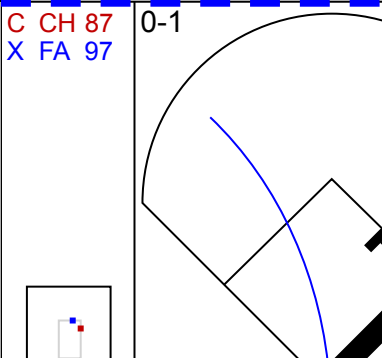

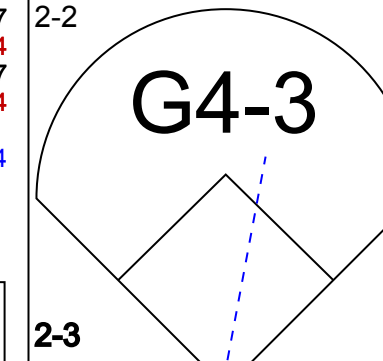
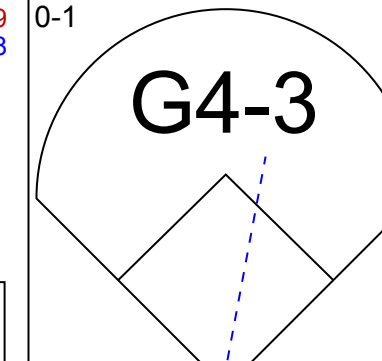
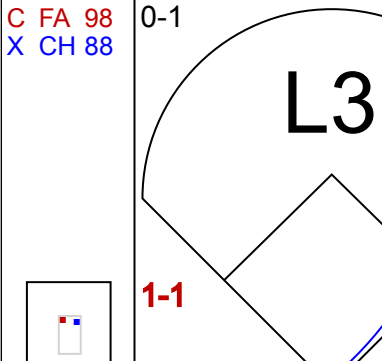

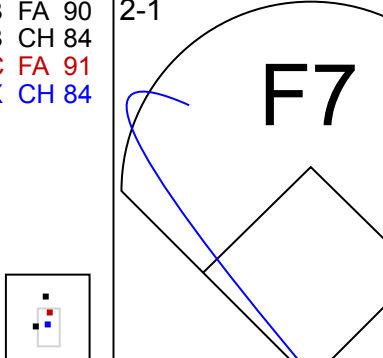
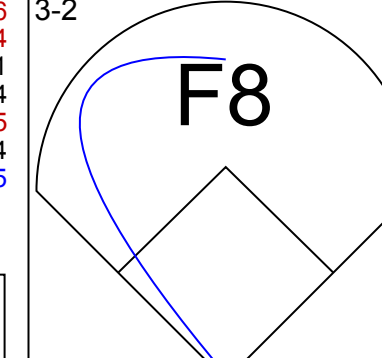
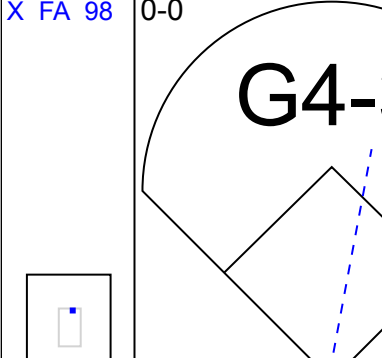
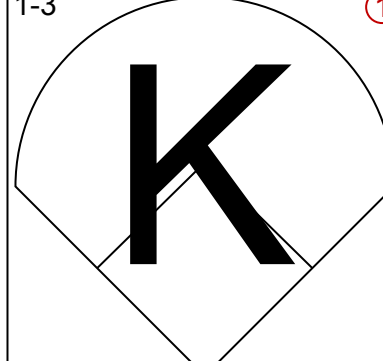
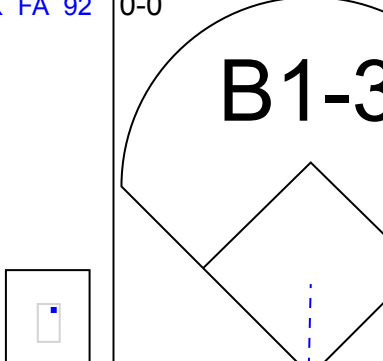
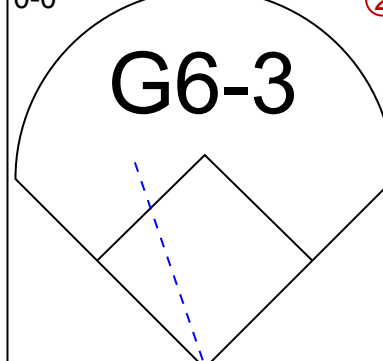
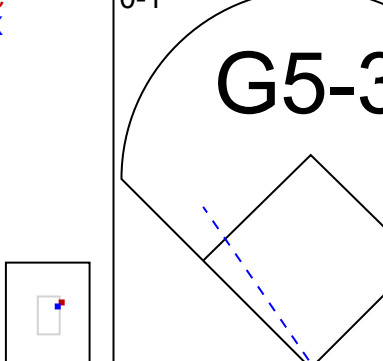
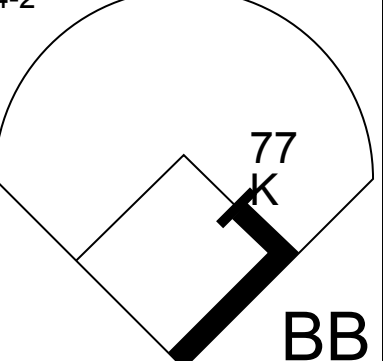
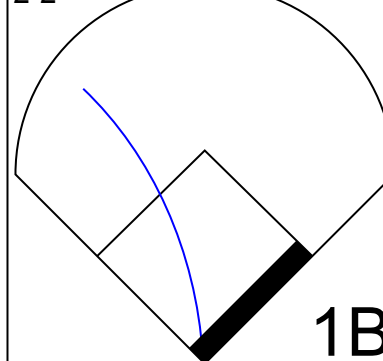
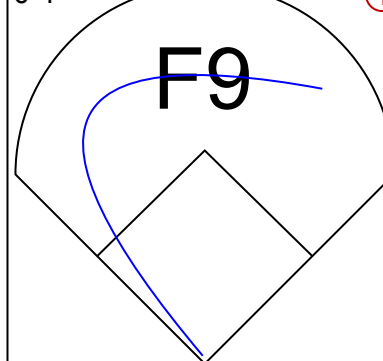
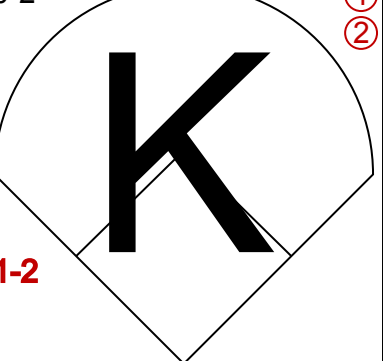


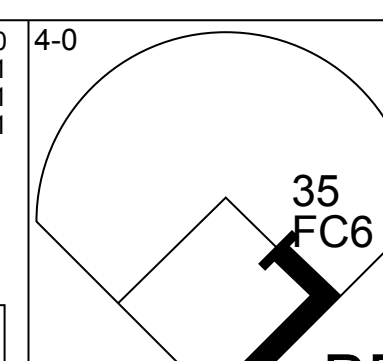
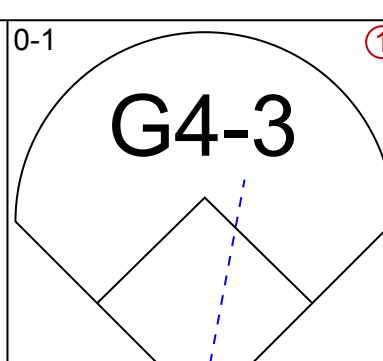
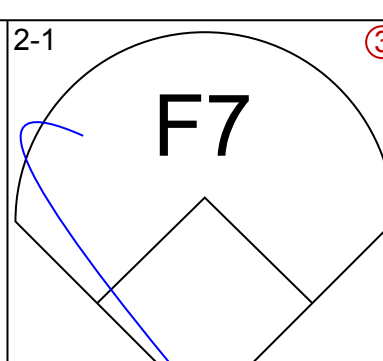
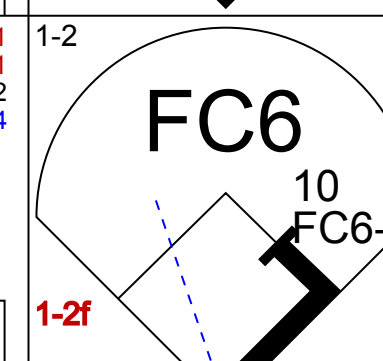
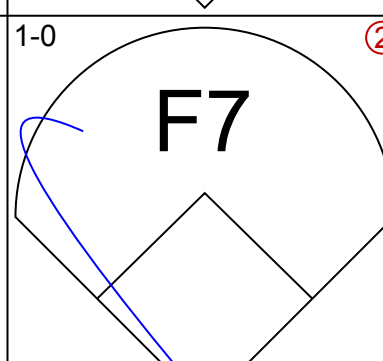
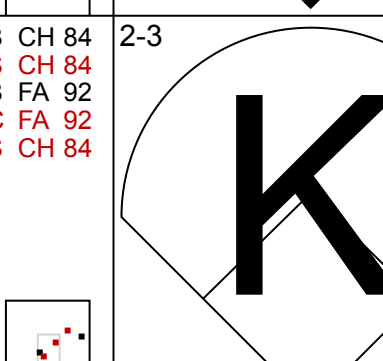
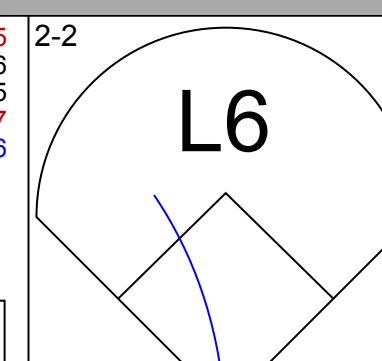
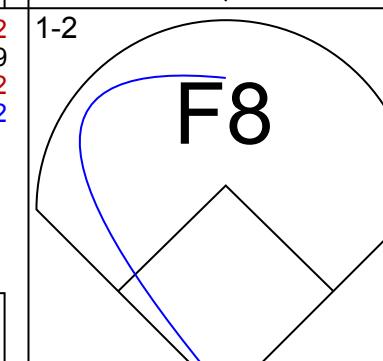
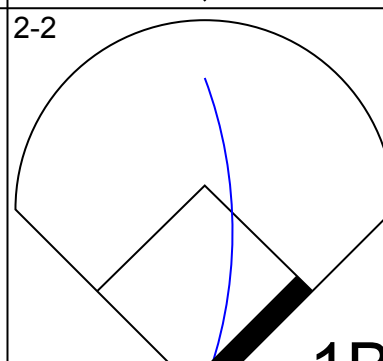
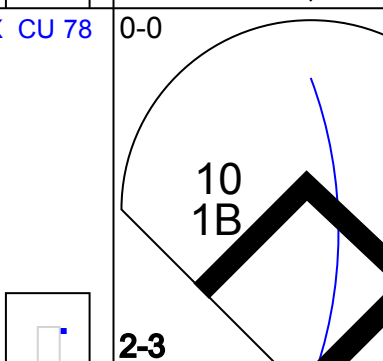
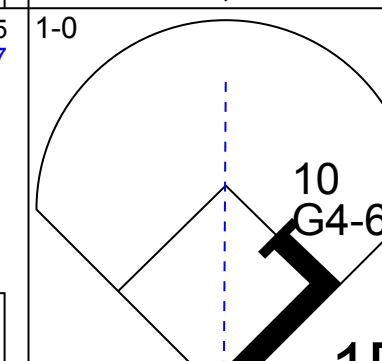
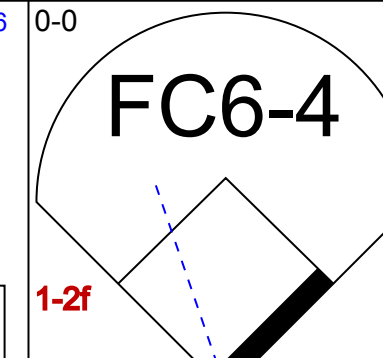
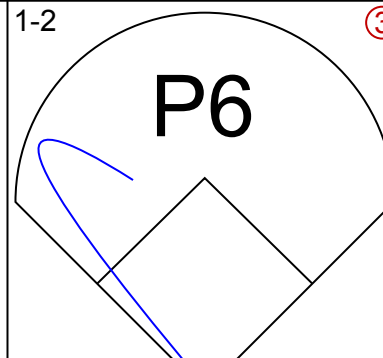
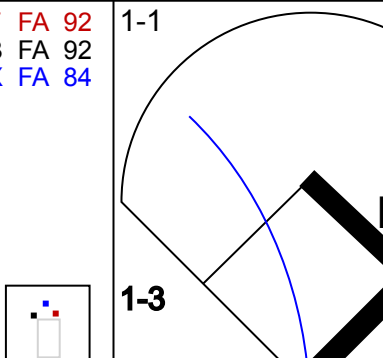
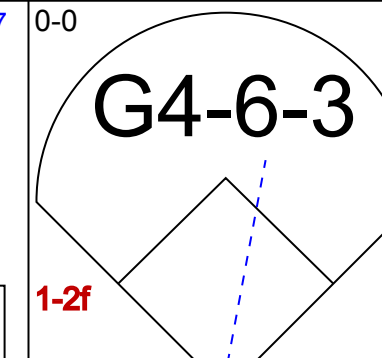
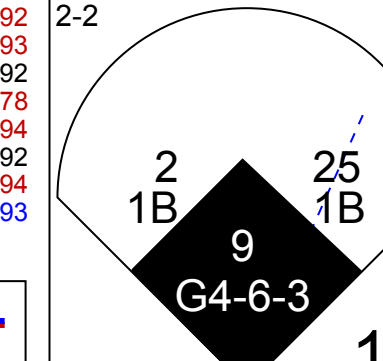
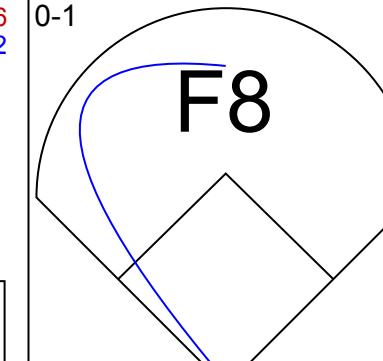

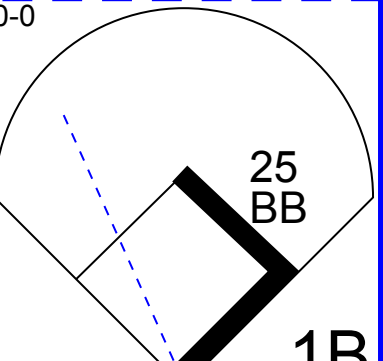
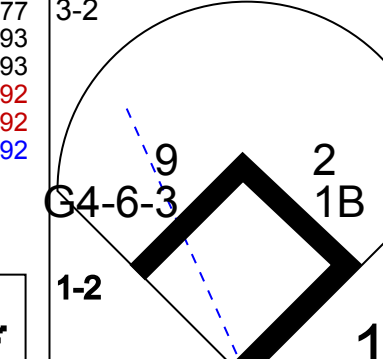
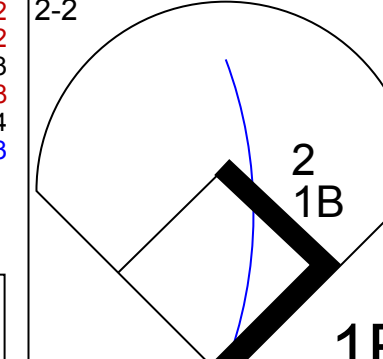

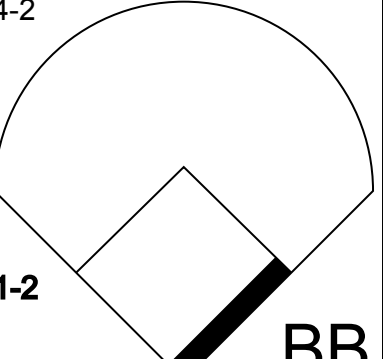
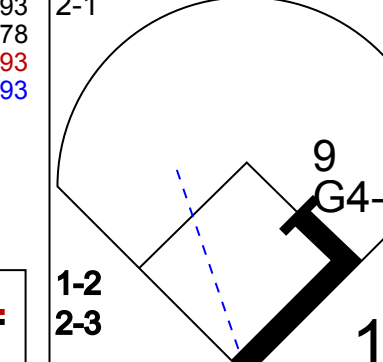
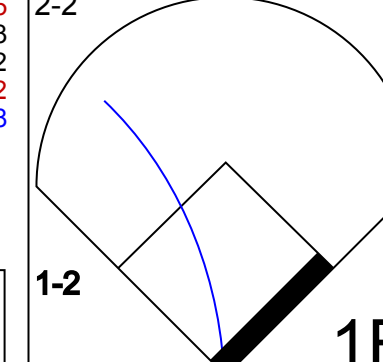

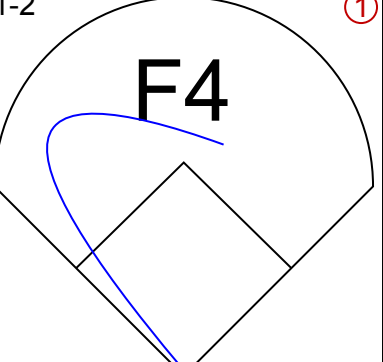
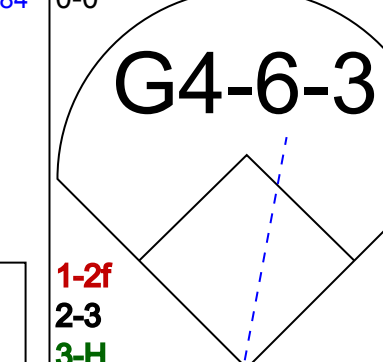
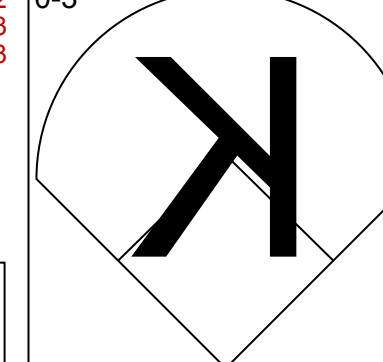
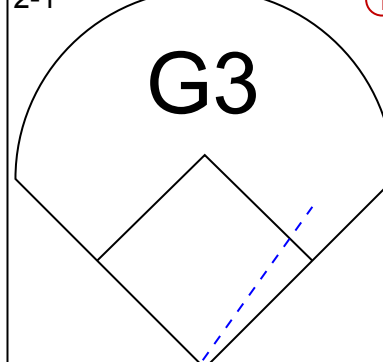
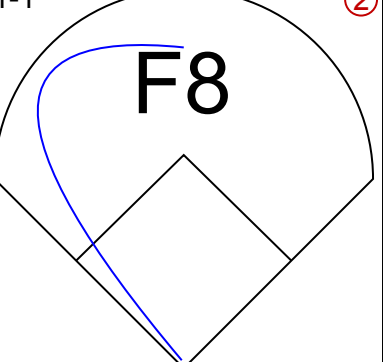

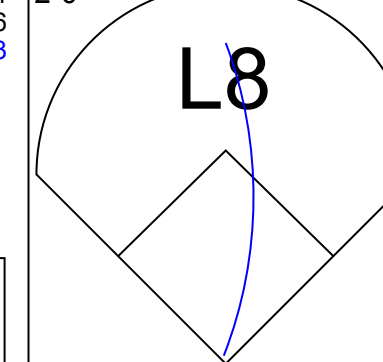
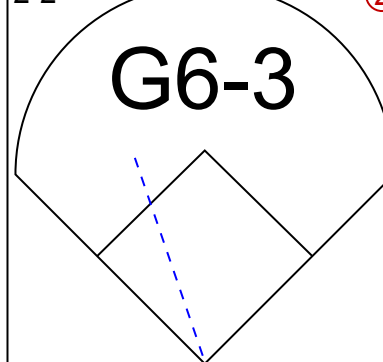
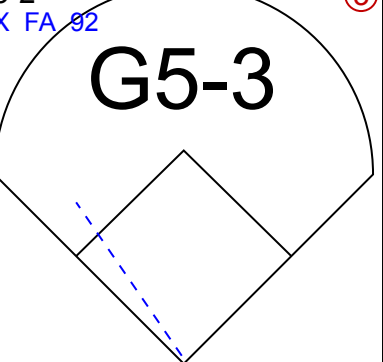
Batter	1	2	3	4	5	6	7	8	9	AB	R	H	RBI	BB	SO	LOB	BOTTOM
Reed Johnson, R OBP: 0.316, SLG: 0.371										4	1	1	0	0	1	1	
35 Lyle Overbay, L OBP: 0.348, SLG: 0.425										4	1	2	1	0	0	0	
15 Alex Rios, R OBP: 0.367, SLG: 0.533										4	1	3	0	0	0	0	
10 Vernon Wells, R OBP: 0.313, SLG: 0.433										4	1	1	0	0	0	4	
Frank Thomas, R OBP: 0.368, SLG: 0.454										3	0	0	1	0	1	2	
2 Aaron Hill, R OBP: 0.317, SLG: 0.435										4	0	1	1	0	0	1	
9 Gregg Zaun, S OBP: 0.337, SLG: 0.422										4	0	0	0	0	1	2	
18 Hector Luna, R OBP: 0.317, SLG: 0.435										2	0	0	1	0	1	1	
6 John McDonald, R OBP: 0.287, SLG: 0.348										3	0	0	0	0	3		
Inning Stats	R: 4 E: 2 K: 0 S: 16	H: 4 LOB: 2 BB: 0 P: 27	R: 0 E: 0 K: 1 S: 8	H: 0 LOB: 0 BB: 0 P: 10	R: 0 E: 1 K: 0 S: 6	H: 0 LOB: 0 BB: 0 P: 10	R: 0 E: 0 K: 1 S: 10	H: 2 LOB: 1 BB: 0 P: 11	R: 0 E: 0 K: 2 S: 8	H: 0 LOB: 0 BB: 0 P: 11	R: 0 E: 0 K: 0 S: 7	H: 0 LOB: 0 BB: 0 P: 11	1B: 6 2B: 1 3B: 1 HR: 0	SF: 2 SAC: 0 DP: 1 HBP: 0	WP: 0 PB: 0 SB: 1 CS: 2	PA: 34	
PITCHER 51 Joe Saunders, L ERA: 3.5	IP: 7.0 WLS: L BF: 31	H: 8 R: 4 ER: 3 SO: 4	BB: 0 IBB: 0 HBP: 0 BLK: 0	WP: 0 HR: 0 S: 65 P: 102	ERA: 3.86 WHIP: 1.143	PITCHER IP: WLS: BF: H: R: ER: SO: BB: IBB: HBP: BLK: WP: HR: S: P: ERA: WHIP											
37 Greg Jones, R ERA: 6.14	IP: 1.0 WLS: 3 BF: 3	H: 0 R: 0 ER: 0 SO: 0	BB: 0 IBB: 0 HBP: 0 BLK: 0	WP: 0 HR: 0 S: 7 P: 11	ERA: 0.00 WHIP: 0.000												

Los Angeles Angels @ Toronto Blue Jays
 Rogers Centre, Toronto, ON
 Tue Aug 14 2007, 7:07 PM EDT
 Att: 31,978 - Clear - 82 F

AB	32
R	4
H	8
RBI	4
BB	0
SO	4
LOB	14



Batter	1	2	3	4	5	6	7	8	9	AB	R	H	RBI	BB	SO	LOB	TOP								
9 Chone Figgins, S OBP: 0.398, SLG: 0.438										3	0	1	0	1	1	1	Los Angeles Angels @ Toronto Blue Jays Rogers Centre, Toronto, ON Wed Aug 15 2007, 7:07 PM EDT Att: 30,353 - Overcast - 79 F								
Orlando Cabrera, R OBP: 0.348, SLG: 0.417 48 Ryan Budde, R										3	1	1	0	1	1	0									
27 Vladimir Guerrero, R OBP: 0.497, SLG: 0.536										4	0	1	1	0	2	3									
Garret Anderson, L OBP: 0.301, SLG: 0.426										4	0	1	0	0	1	2									
24 Gary Matthews, S OBP: 0.335, SLG: 0.441										4	0	0	0	0	1	2									
Casey Kotchman, L OBP: 0.366, SLG: 0.477										4	0	0	0	0	0	0									
6 Maicer Izturis, S OBP: 0.323, SLG: 0.410										3	0	0	0	0	1	0									
5 Jeff Mathis, R OBP: 0.241, SLG: 0.311 32 Erick Aybar, S OBP: 0.237, SLG: 0.290										2	0	0	0	0	0	0									
77 Reggie Willits, S OBP: 0.405, SLG: 0.354										3	0	1	0	0	1	1									
Inning Stats	R: 0 E: 0 K: 2 S: 10	H: 0 LOB: 0 BB: 0 P: 14	R: 0 E: 0 K: 1 S: 8	H: 0 LOB: 0 BB: 0 P: 10	R: 0 E: 0 K: 1 S: 8	H: 1 LOB: 1 BB: 0 P: 11	R: 0 E: 1 K: 2 S: 12	H: 0 LOB: 1 BB: 0 P: 19	R: 0 E: 0 K: 0 S: 5	H: 0 LOB: 0 BB: 0 P: 7	R: 1 E: 0 K: 0 S: 11	H: 3 LOB: 1 BB: 0 P: 17	R: 0 E: 0 K: 0 S: 7	H: 0 LOB: 0 BB: 0 P: 11	R: 0 E: 0 K: 2 S: 12	H: 0 LOB: 2 BB: 3 P: 25		R: 0 E: 0 K: 0 S: 5	H: 1 LOB: 0 BB: 0 P: 5	1B: 5 2B: 1 3B: 0 HR: 0	SF: 0 SAC: 0 DP: 1 HBP: 0	WP: 0 PB: 0 SB: 3 CS: 1	PA: 33		
PITCHER	IP	WLS	BF	H	R	ER	SO	BB	IBB	HBP	BLK	WP	HR	S	P	ERA	WHIP								
28 Shaun Marcum, R ERA: 3.31	7.0	W	26	4	1	1	6	1	0	0	0	0	0	65	97	1.29	0.714								
44 Casey Janssen, R ERA: 2.35	1.0	H	4	0	0	0	2	2	0	0	0	0	0	8	17	0.00	2.000								
49 Jeremy Accardo, R ERA: 2.32	1.0	S	3	1	0	0	0	0	0	0	0	0	0	5	5	0.00	1.000								

Batter	1	2	3	4	5	6	7	8	9	AB	R	H	RBI	BB	SO	LOB	BOTTOM								
Matt Stairs, L OBP: 0.365, SLG: 0.547 Reed Johnson, R OBP: 0.316, SLG: 0.371										3	1	1	0	1	0	0	Los Angeles Angels @ Toronto Blue Jays Rogers Centre, Toronto, ON Wed Aug 15 2007, 7:07 PM EDT Att: 30,353 - Overcast - 79 F								
35 Lyle Overbay, L OBP: 0.345, SLG: 0.419										4	0	0	0	0	1	2									
15 Alex Rios, R OBP: 0.370, SLG: 0.535										4	0	3	0	0	0	1									
10 Vernon Wells, R OBP: 0.313, SLG: 0.432										4	0	1	1	0	0	3									
Frank Thomas, R OBP: 0.372, SLG: 0.456 7 Curtis Thigpen, R OBP: 0.339, SLG: 0.315										3	1	2	0	0	0	0									
25 Troy Glaus, R OBP: 0.353, SLG: 0.454										3	0	2	0	1	0	3									
2 Aaron Hill, R OBP: 0.319, SLG: 0.436										4	0	2	0	0	0	5									
9 Gregg Zaun, S OBP: 0.332, SLG: 0.414										4	0	0	0	0	1	6									
6 John McDonald, R OBP: 0.282, SLG: 0.342										4	0	0	0	0	0	5									
Inning Stats	R: 0 E: 0 K: 0 S: 7	H: 0 LOB: 1 BB: 1 P: 13	R: 1 E: 0 K: 0 S: 15	H: 3 LOB: 1 BB: 0 P: 25	R: 0 E: 0 K: 0 S: 10	H: 1 LOB: 1 BB: 0 P: 14	R: 0 E: 0 K: 1 S: 13	H: 2 LOB: 2 BB: 0 P: 19	R: 1 E: 0 K: 0 S: 11	H: 3 LOB: 3 BB: 0 P: 19	R: 0 E: 0 K: 0 S: 7	H: 0 LOB: 0 BB: 0 P: 13	R: 0 E: 0 K: 0 S: 5	H: 1 LOB: 0 BB: 0 P: 8	R: 0 E: 0 K: 0 S: 15	H: 1 LOB: 2 BB: 1 P: 24		R: 0 E: 0 K: 0 S: 15	H: 0 LOB: 0 BB: 0 P: 16	1B: 10 2B: 1 3B: 0 HR: 0	SF: 0 SAC: 0 DP: 2 HBP: 1	WP: 0 PB: 0 SB: 0 CS: 0	PA: 36		
PITCHER	IP	WLS	BF	H	R	ER	SO	BB	IBB	HBP	BLK	WP	HR	S	P	ERA	WHIP								
58 Dustin Moseley, R ERA: 4.84	5.0	L	25	9	2	2	2	1	0	1	0	0	0	56	90	3.60	2.000								
49 Chris Bootcheck, R ERA: 4.2	2.0		6	1	0	0	0	0	0	0	0	0	0	12	21	0.00	0.500								
Darren Oliver, L ERA: 4.29	1.0		5	1	0	0	0	1	0	0	0	0	0	15	24	0.00	2.000								

AB	30
R	1
H	5
RBI	1
BB	3
SO	8
LOB	9



AB	33
R	2
H	11
RBI	1
BB	2
SO	2
LOB	25



Batter	1	2	3	4	5	6	7	8	9	AB	R	H	RBI	BB	SO	LOB	TOP										
9 Chone Figgins, S OBP: 0.394, SLG: 0.439										4	0	1	1	0	2	0											
Orlando Cabrera, R OBP: 0.348, SLG: 0.415										4	0	1	0	0	0	1											
27 Vladimir Guerrero, R OBP: 0.404, SLG: 0.531										4	0	0	0	0	1	2											
Garret Anderson, L OBP: 0.297, SLG: 0.420										4	0	0	0	0	2	0											
24 Gary Matthews, S OBP: 0.338, SLG: 0.449										2	2	1	1	2	0	0											
Casey Kotchman, L OBP: 0.363, SLG: 0.471										4	1	0	0	0	1	1											
6 Maicer Izturis, S OBP: 0.323, SLG: 0.413										3	0	1	1	0	0	1											
5 Jeff Mathis, R OBP: 0.244, SLG: 0.303										2	1	0	0	1	1	1											
77 Reggie Willis, S OBP: 0.402, SLG: 0.351										3	0	0	0	0	1	1											
Inning Stats	R: 0 E: 0 K: 1 S: 6	H: 1 LOB: 0 BB: 0 P: 10	R: 1 E: 0 K: 2 S: 11	H: 1 LOB: 0 BB: 0 P: 16	R: 1 E: 0 K: 0 S: 10	H: 1 LOB: 1 BB: 1 P: 17	R: 0 E: 0 K: 0 S: 9	H: 0 LOB: 0 BB: 0 P: 19	R: 0 E: 0 K: 2 S: 8	H: 0 LOB: 0 BB: 0 P: 13	R: 0 E: 0 K: 2 S: 7	H: 0 LOB: 0 BB: 0 P: 10	R: 2 E: 1 K: 1 S: 12	H: 1 LOB: 0 BB: 1 P: 19	R: 0 E: 0 K: 0 S: 12	H: 0 LOB: 0 BB: 0 P: 19	R: 0 E: 0 K: 0 S: 7	H: 0 LOB: 0 BB: 0 P: 9	1B: 1 2B: 3 3B: 0 HR: 1	SF: 0 SAC: 0 DP: 2 HBP: 0	WP: 1 PB: 0 SB: 1 CS: 0	PA: 33					
PITCHER	IP	WLS	BF	H	R	ER	SO	BB	IBB	HBP	BLK	WP	HR	S	P	ERA	WHIP										
29 Dustin McGowan, R ERA: 4.14	6.0	L	25	4	4	3	7	3	0	0	0	1	1	57	97	4.50	1.167										
40 Brian Wolfe, R ERA: 1.92	2.0		5	0	0	0	1	0	0	0	0	0	0	18	26	0.00	0.000										
37 Scott Downs, L ERA: 2.38	1.0		3	0	0	0	0	0	0	0	0	0	0	7	9	0.00	0.000										

Los Angeles Angels @ Toronto Blue Jays
 Rogers Centre, Toronto, ON
 Thu Aug 16 2007, 7:07 PM EDT
 Att: 27,861 - Clear - 81 F

AB	30
R	4
H	4
RBI	3
BB	3
SO	8
LOB	7



Batter	1	2	3	4	5	6	7	8	9	AB	R	H	RBI	BB	SO	LOB	BOTTOM										
Reed Johnson, R OBP: 0.321, SLG: 0.374										4	0	2	1	0	1	1											
6 John McDonald, R OBP: 0.282, SLG: 0.342										4	0	2	0	0	1	1											
35 Lyle Overbay, L OBP: 0.346, SLG: 0.420										4	0	2	0	0	1	1											
15 Alex Rios, R OBP: 0.367, SLG: 0.530										4	0	0	0	0	2	3											
10 Vernon Wells, R OBP: 0.312, SLG: 0.434										4	1	1	0	0	1	3											
Frank Thomas, R OBP: 0.371, SLG: 0.454										4	0	1	1	0	0	0											
18 Hector Luna, R (9, PR)										0	1	0	0	0	0	0											
25 Troy Glaus, R OBP: 0.352, SLG: 0.450										3	0	0	0	1	2	0											
2 Aaron Hill, R OBP: 0.316, SLG: 0.432										4	0	0	0	0	2	2											
9 Gregg Zaun, S OBP: 0.335, SLG: 0.413										3	0	1	1	1	1	0											
Ray Olmedo, S OBP: 0.333, SLG: 0.556										2	1	1	0	0	1	0											
Matt Stairs, L OBP: 0.362, SLG: 0.542										2	0	0	0	0	1	3											
Inning Stats	R: 0 E: 0 K: 0 S: 9	H: 2 LOB: 1 BB: 0 P: 14	R: 0 E: 0 K: 2 S: 8	H: 0 LOB: 0 BB: 0 P: 13	R: 0 E: 0 K: 2 S: 11	H: 0 LOB: 0 BB: 0 P: 16	R: 0 E: 0 K: 1 S: 8	H: 0 LOB: 0 BB: 0 P: 12	R: 0 E: 0 K: 1 S: 8	H: 0 LOB: 0 BB: 0 P: 12	R: 1 E: 0 K: 2 S: 14	H: 3 LOB: 2 BB: 0 P: 22	R: 0 E: 0 K: 1 S: 11	H: 0 LOB: 0 BB: 0 P: 14	R: 0 E: 0 K: 2 S: 10	H: 0 LOB: 1 BB: 1 P: 16	R: 2 E: 0 K: 1 S: 14	H: 3 LOB: 2 BB: 1 P: 24	1B: 6 2B: 1 3B: 1 HR: 0	SF: 0 SAC: 0 DP: 0 HBP: 0	WP: 0 PB: 0 SB: 0 CS: 0	PA: 36					
PITCHER	IP	WLS	BF	H	R	ER	SO	BB	IBB	HBP	BLK	WP	HR	S	P	ERA	WHIP										
45 Kelvin Escobar, R ERA: 2.68	7.0	W	25	1	1	1	9	0	0	0	0	0	0	69	103	1.29	0.714										
62 Scot Shields, R ERA: 2.8	1.0	H	4	0	0	0	2	1	0	0	0	0	0	10	16	0.00	1.000										
Francisco Rodriguez, R ERA: 2.88	1.0	S	7	3	2	2	1	1	0	0	0	0	0	14	24	18.00	4.000										

Los Angeles Angels @ Toronto Blue Jays
 Rogers Centre, Toronto, ON
 Thu Aug 16 2007, 7:07 PM EDT
 Att: 27,861 - Clear - 81 F

AB	34
R	3
H	8
RBI	3
BB	2
SO	12
LOB	13



Batter	1	2	3	4	5	6	7	8	9	AB	R	H	RBI	BB	SO	LOB	TOP								
1 Brian Roberts, S OBP: 0.395, SLG: 0.465										5	1	1	1	0	1	1	Baltimore Orioles @ Toronto Blue Jays Rogers Centre, Toronto, ON Fri Aug 17 2007, 7:07 PM EDT Att: 25,524 - Clear - 73 F								
Corey Patterson, L OBP: 0.306, SLG: 0.381										4	0	0	0	0	1	1									
21 Nick Markakis, L OBP: 0.362, SLG: 0.453										3	0	0	0	1	1	0									
Miguel Tejada, R OBP: 0.348, SLG: 0.427										4	1	1	0	0	1	1									
Kevin Millar, R OBP: 0.381, SLG: 0.439										3	0	0	0	0	2	2									
17 Aubrey Huff, L OBP: 0.311, SLG: 0.415										4	0	1	0	0	0	2									
6 Melvin Mora, R OBP: 0.340, SLG: 0.454										2	0	0	0	2	1	2									
Ramon Hernandez, R OBP: 0.346, SLG: 0.361										4	0	1	1	0	1	2									
Jay Payton, R OBP: 0.299, SLG: 0.353										4	0	0	0	0	0	3									
Inning Stats	R: 0 E: 0 K: 1 S: 9	H: 0 LOB: 0 BB: 0 P: 11	R: 1 E: 0 K: 2 S: 14	H: 1 LOB: 2 BB: 1 P: 26	R: 0 E: 0 K: 1 S: 6	H: 0 LOB: 0 BB: 0 P: 10	R: 0 E: 0 K: 1 S: 12	H: 1 LOB: 2 BB: 1 P: 20	R: 1 E: 0 K: 0 S: 10	H: 1 LOB: 1 BB: 1 P: 20	R: 0 E: 0 K: 1 S: 8	H: 0 LOB: 0 BB: 0 P: 13	R: 0 E: 1 K: 1 S: 8	H: 0 LOB: 1 BB: 0 P: 15	R: 0 E: 0 K: 0 S: 10	H: 1 LOB: 2 BB: 0 P: 18		R: 0 E: 0 K: 1 S: 8	H: 0 LOB: 0 BB: 0 P: 13	1B: 3 2B: 0 3B: 0 HR: 1	SF: 0 SAC: 0 DP: 0 HBP: 1	WP: 2 PB: 1 SB: 0 CS: 0	PA: 37		
PITCHER	IP WLS BF H R ER SO BB IBB HBP BLK WP HR S P ERA WHIP	IP WLS BF H R ER SO BB IBB HBP BLK WP HR S P ERA WHIP	IP WLS BF H R ER SO BB IBB HBP BLK WP HR S P ERA WHIP	IP WLS BF H R ER SO BB IBB HBP BLK WP HR S P ERA WHIP	IP WLS BF H R ER SO BB IBB HBP BLK WP HR S P ERA WHIP	IP WLS BF H R ER SO BB IBB HBP BLK WP HR S P ERA WHIP	IP WLS BF H R ER SO BB IBB HBP BLK WP HR S P ERA WHIP	IP WLS BF H R ER SO BB IBB HBP BLK WP HR S P ERA WHIP	IP WLS BF H R ER SO BB IBB HBP BLK WP HR S P ERA WHIP	IP WLS BF H R ER SO BB IBB HBP BLK WP HR S P ERA WHIP	IP WLS BF H R ER SO BB IBB HBP BLK WP HR S P ERA WHIP	IP WLS BF H R ER SO BB IBB HBP BLK WP HR S P ERA WHIP	IP WLS BF H R ER SO BB IBB HBP BLK WP HR S P ERA WHIP	IP WLS BF H R ER SO BB IBB HBP BLK WP HR S P ERA WHIP	IP WLS BF H R ER SO BB IBB HBP BLK WP HR S P ERA WHIP	IP WLS BF H R ER SO BB IBB HBP BLK WP HR S P ERA WHIP	IP WLS BF H R ER SO BB IBB HBP BLK WP HR S P ERA WHIP	IP WLS BF H R ER SO BB IBB HBP BLK WP HR S P ERA WHIP	IP WLS BF H R ER SO BB IBB HBP BLK WP HR S P ERA WHIP	IP WLS BF H R ER SO BB IBB HBP BLK WP HR S P ERA WHIP	IP WLS BF H R ER SO BB IBB HBP BLK WP HR S P ERA WHIP	IP WLS BF H R ER SO BB IBB HBP BLK WP HR S P ERA WHIP	IP WLS BF H R ER SO BB IBB HBP BLK WP HR S P ERA WHIP	IP WLS BF H R ER SO BB IBB HBP BLK WP HR S P ERA WHIP	IP WLS BF H R ER SO BB IBB HBP BLK WP HR S P ERA WHIP
A.J. Burnett, R ERA: 4.01	6.1	W	27	3	2	2	6	3	0	0	0	0	0	0	1	0	8	14	0.00	0.000					
37 Scott Downs, L ERA: 2.33	1.0	H	3	0	0	0	1	0	0	0	0	0	0	1	0	8	14	0.00	0.000						
44 Casey Janssen, R ERA: 2.33	0.2	H	4	1	0	0	0	0	0	1	0	0	0	0	7	13	0.00	1.500							
49 Jeremy Accardo, R ERA: 2.28	1.0	S	3	0	0	0	1	0	0	0	0	0	0	0	8	13	0.00	0.000							
Batter	1	2	3	4	5	6	7	8	9	AB	R	H	RBI	BB	SO	LOB	BOTTOM								
Reed Johnson, R OBP: 0.329, SLG: 0.380										3	1	1	0	1	1	1	Baltimore Orioles @ Toronto Blue Jays Rogers Centre, Toronto, ON Fri Aug 17 2007, 7:07 PM EDT Att: 25,524 - Clear - 73 F								
35 Lyle Overbay, L OBP: 0.347, SLG: 0.418										4	1	1	0	1	1	4									
15 Alex Rios, R OBP: 0.369, SLG: 0.532										4	1	2	0	1	1	2									
10 Vernon Wells, R OBP: 0.315, SLG: 0.435										4	1	2	1	1	1	2									
Frank Thomas, R OBP: 0.373, SLG: 0.461										3	1	1	3	2	0	3									
25 Troy Glaus, R OBP: 0.353, SLG: 0.447										4	0	1	0	1	1	4									
2 Aaron Hill, R OBP: 0.316, SLG: 0.430										4	0	1	0	0	1	2									
7 Curtis Thigpen, R OBP: 0.333, SLG: 0.298										3	0	0	0	1	0	4									
6 John McDonald, R OBP: 0.282, SLG: 0.341										4	0	1	0	0	0	5									
Inning Stats	R: 0 E: 1 K: 1 S: 8	H: 0 LOB: 1 BB: 0 P: 15	R: 0 E: 0 K: 0 S: 9	H: 1 LOB: 2 BB: 1 P: 20	R: 5 E: 0 K: 0 S: 21	H: 5 LOB: 3 BB: 3 P: 43	R: 0 E: 0 K: 2 S: 13	H: 1 LOB: 1 BB: 0 P: 21	R: 0 E: 0 K: 1 S: 12	H: 1 LOB: 1 BB: 0 P: 17	R: 0 E: 0 K: 0 S: 7	H: 1 LOB: 2 BB: 1 P: 16	R: 0 E: 0 K: 0 S: 8	H: 0 LOB: 1 BB: 1 P: 17	R: 0 E: 0 K: 2 S: 14	H: 1 LOB: 3 BB: 2 P: 26		R: 0 E: 0 K: 2 S: 8	H: 1 LOB: 0 BB: 1 P: 17	R: 0 E: 0 K: 2 S: 14	H: 1 LOB: 3 BB: 2 P: 26	1B: 7 2B: 2 3B: 0 HR: 1	SF: 0 SAC: 0 DP: 0 HBP: 1	WP: 0 PB: 2 SB: 2 CS: 0	PA: 42
PITCHER	IP WLS BF H R ER SO BB IBB HBP BLK WP HR S P ERA WHIP	IP WLS BF H R ER SO BB IBB HBP BLK WP HR S P ERA WHIP	IP WLS BF H R ER SO BB IBB HBP BLK WP HR S P ERA WHIP	IP WLS BF H R ER SO BB IBB HBP BLK WP HR S P ERA WHIP	IP WLS BF H R ER SO BB IBB HBP BLK WP HR S P ERA WHIP	IP WLS BF H R ER SO BB IBB HBP BLK WP HR S P ERA WHIP	IP WLS BF H R ER SO BB IBB HBP BLK WP HR S P ERA WHIP	IP WLS BF H R ER SO BB IBB HBP BLK WP HR S P ERA WHIP	IP WLS BF H R ER SO BB IBB HBP BLK WP HR S P ERA WHIP	IP WLS BF H R ER SO BB IBB HBP BLK WP HR S P ERA WHIP	IP WLS BF H R ER SO BB IBB HBP BLK WP HR S P ERA WHIP	IP WLS BF H R ER SO BB IBB HBP BLK WP HR S P ERA WHIP	IP WLS BF H R ER SO BB IBB HBP BLK WP HR S P ERA WHIP	IP WLS BF H R ER SO BB IBB HBP BLK WP HR S P ERA WHIP	IP WLS BF H R ER SO BB IBB HBP BLK WP HR S P ERA WHIP	IP WLS BF H R ER SO BB IBB HBP BLK WP HR S P ERA WHIP	IP WLS BF H R ER SO BB IBB HBP BLK WP HR S P ERA WHIP	IP WLS BF H R ER SO BB IBB HBP BLK WP HR S P ERA WHIP	IP WLS BF H R ER SO BB IBB HBP BLK WP HR S P ERA WHIP	IP WLS BF H R ER SO BB IBB HBP BLK WP HR S P ERA WHIP	IP WLS BF H R ER SO BB IBB HBP BLK WP HR S P ERA WHIP	IP WLS BF H R ER SO BB IBB HBP BLK WP HR S P ERA WHIP	IP WLS BF H R ER SO BB IBB HBP BLK WP HR S P ERA WHIP	IP WLS BF H R ER SO BB IBB HBP BLK WP HR S P ERA WHIP	IP WLS BF H R ER SO BB IBB HBP BLK WP HR S P ERA WHIP
57 Garrett Olson, L ERA: 6.38	2.2	L	19	6	5	5	1	4	0	0	0	0	0	0	0	34	58	0.00	1.200						
Rob Bell, R ERA: 4.18	3.1		13	3	0	0	3	1	0	0	0	0	0	0	0	22	43	0.00	2.000						
Paul Shuey, R ERA: 6.75	2.0		10	1	0	0	2	3	0	0	0	0	0	0	0	22	43	0.00	2.000						

Batter	1	2	3	4	5	6	7	8	9	10	AB	R	H	RBI	BB	SO	LOB	TOP	
1 Brian Roberts, S OBP: 0.304, SLG: 0.463	G5-3		2B FC6-4		G6-3		K			1B BB	4	1	1	1	1	1		Baltimore Orioles @ Toronto Blue Jays Rogers Centre, Toronto, ON Sun-Aug 19 2007, 1:07 PM EDT Att. 38,132 - Sunny - 68 F	
Tike Redman, L OBP: 0.368, SLG: 0.526	K		FC6-4		G1-3			G4-3		1B	4	0	1	0	0	1	0		
J.R. House, R OBP: 0.500, SLG: 1.000			1-3								1	0	1	0	0	0	0		
Corey Patterson, L OBP: 0.304, SLG: 0.377											0	0	0	0	0	0	0		
21 Nick Markakis, L OBP: 0.360, SLG: 0.448	1B		G6-3		G4-3			K		G4-3	5	0	1	0	0	1	3		
Miguel Tejada, R OBP: 0.348, SLG: 0.423	1B				G6-3			CS			2	0	1	0	2	0	0		
Kevin Millar, R OBP: 0.390, SLG: 0.435	K		FC6-4 IBB		L4			CS		BB	3	0	0	1	1	1	4		
17 Aubrey Huff, L OBP: 0.307, SLG: 0.412	K		FC4-6		G4-3			BB		FC4-6	4	0	0	0	1	3			
12 Brandon Fahey, L OBP: 0.268, SLG: 0.308			1-2								0	0	0	0	0	0			
6 Melvin Mora, R OBP: 0.332, SLG: 0.443	G4-3				G5-3			L9		F9	4	0	0	0	0	1			
Ramon Hernandez, R OBP: 0.341, SLG: 0.355	F8				G6-3			F8		L9	4	0	0	0	0	1			
Jay Payton, R OBP: 0.301, SLG: 0.360			1 WP 1B		G5-3					G6-3	4	1	2	0	0	0			
Inning Stats	R: 0 E: 0 K: 2 S: 11	H: 2 LOB: 2 BB: 0 P: 16	R: 0 E: 0 K: 1 S: 8	H: 0 LOB: 0 BB: 13 P: 13	R: 2 E: 0 K: 0 S: 12	H: 3 LOB: 2 BB: 1 P: 18	R: 0 E: 0 K: 0 S: 6	H: 0 LOB: 0 BB: 0 P: 13	R: 0 E: 0 K: 0 S: 8	H: 1 LOB: 1 BB: 0 P: 9	R: 0 E: 0 K: 1 S: 9	H: 0 LOB: 0 BB: 1 P: 21	R: 0 E: 0 K: 0 S: 6	H: 0 LOB: 1 BB: 1 P: 12	R: 0 E: 0 K: 0 S: 9	H: 1 LOB: 1 BB: 1 P: 13	1B: 4 2B: 3 3B: 0 HR: 0	SF: 0 SAC: 0 DP: 0 HBP: 0	WP: 1 PB: 0 SB: 0 CS: 1
PITCHER	IP 9.0	WLS 0	BF 35	H 6	R 2	ER 2	SO 5	BB 2	IBB 0	HBP 0	BLK 0	WP 1	HR 0	S 75	P 125	ERA 2.00	WHIP 0.889		
32 Roy Halladay, R ERA: 3.89	1.0	W	4	1	0	0	0	1	0	0	0	0	0	9	13	0.00	2.000		
37 Scott Downs, L ERA: 2.28																			

AB	35
R	2
H	7
RBI	2
BB	4
SO	5
LOB	13



Batter	1	2	3	4	5	6	7	8	9	10	AB	R	H	RBI	BB	SO	LOB	BOTTOM	
Matt Stairs, L OBP: 0.360, SLG: 0.547	F8			F7		G4-3			G4-3		3	0	0	0	0	0	0	Baltimore Orioles @ Toronto Blue Jays Rogers Centre, Toronto, ON Sun-Aug 19 2007, 1:07 PM EDT Att. 38,132 - Sunny - 68 F	
Reed Johnson, R OBP: 0.331, SLG: 0.387											1	0	0	0	0	0	0		
35 Lyle Overbay, L OBP: 0.342, SLG: 0.411	K			G4-3		P5			K		4	0	0	0	0	2	0		
15 Alex Rios, R OBP: 0.368, SLG: 0.530	L9					K			F7		4	1	1	0	0	1	0		
10 Vernon Wells, R OBP: 0.316, SLG: 0.437	G3-1					L6				25 1B 2 SF7	4	1	2	1	0	0	0		
Frank Thomas, R OBP: 0.369, SLG: 0.453	F8					F8			G4-3		4	0	0	0	0	1	2		
25 Troy Glaus, R OBP: 0.353, SLG: 0.456	K					K					4	1	2	1	0	2	0		
2 Aaron Hill, R OBP: 0.310, SLG: 0.424	F8					K			L4		3	0	0	1	0	1	0		
9 Gregg Zaun, S OBP: 0.330, SLG: 0.404	F8					F8			F7		3	0	0	0	0	0	0		
6 John McDonald, R OBP: 0.283, SLG: 0.340	F7					F8			F8		3	0	0	0	0	0	0		
Inning Stats	R: 0 E: 0 K: 1 S: 16	H: 0 LOB: 0 BB: 0 P: 22	R: 0 E: 0 K: 1 S: 7	H: 0 LOB: 0 BB: 8 P: 8	R: 0 E: 0 K: 0 S: 7	H: 0 LOB: 0 BB: 13 P: 13	R: 1 E: 0 K: 1 S: 10	H: 2 LOB: 1 BB: 0 P: 15	R: 1 E: 0 K: 1 S: 15	H: 1 LOB: 0 BB: 0 P: 19	R: 0 E: 0 K: 1 S: 13	H: 0 LOB: 0 BB: 0 P: 19	R: 0 E: 0 K: 1 S: 8	H: 0 LOB: 0 BB: 1 P: 10	R: 1 E: 0 K: 0 S: 8	H: 2 LOB: 1 BB: 0 P: 9	1B: 3 2B: 1 3B: 0 HR: 1	SF: 1 SAC: 0 DP: 0 HBP: 0	WP: 0 PB: 0 SB: 0 CS: 0
PITCHER	IP 8.0	WLS 2	BF 27	H 3	R 2	ER 2	SO 6	BB 0	IBB 0	HBP 0	BLK 0	WP 0	HR 1	S 81	P 115	ERA 2.25	WHIP 0.375		
46 Jeremy Guthrie, R ERA: 3.44	0.2	0	0	0	1	0	0	0	0	0	0	0	0	5	6	0.00	0.000		
32 Jamie Walker, L ERA: 3.10	1.0	L	5	2	1	1	0	0	0	0	0	0	0	11	13	9.00	2.000		
Chad Bradford, R ERA: 3.47																			

AB	33
R	3
H	5
RBI	3
BB	0
SO	7
LOB	2



Batter	1	2	3	4	5	6	7	8	9	AB	R	H	RBI	BB	SO	LOB	TOP										
Shannon Stewart, R OBP: 0.358, SLG: 0.403										4	1	2	0	1	1	1	Oakland Athletics @ Toronto Blue Jays Rogers Centre, Toronto, ON Mon Aug 20 2007, 7:07 PM EDT Att: 27,193 - Roof Closed - 68 F livebaseballscorecards.com										
Nick Swisher, S OBP: 0.398, SLG: 0.445										5	1	3	2	0	0	4											
32 Jack Cust, L Dee Brown, L OBP: 0.406, SLG: 0.543										5	1	1	0	0	2	3											
Mike Piazza, R OBP: 0.311, SLG: 0.380										5	0	0	0	0	0	3											
14 Mark Ellis, R OBP: 0.321, SLG: 0.427										4	1	1	0	0	1	1											
Jeff DaVanon, S OBP: 0.298, SLG: 0.308										4	0	0	0	0	2	2											
Marco Scutaro, R OBP: 0.337, SLG: 0.391										4	1	2	1	0	1	0											
22 Jack Hannahan, L OBP: 0.320, SLG: 0.500										4	1	2	3	0	2	0											
8 Kurt Suzuki, R OBP: 0.326, SLG: 0.411										4	0	1	0	0	0	2											
Inning Stats	R: 2 E: 0 K: 2 S: 13	H: 2 LOB: 0 BB: 0 P: 16	R: 0 E: 0 K: 0 S: 14	H: 2 LOB: 3 BB: 1 P: 25	R: 4 E: 1 K: 2 S: 20	H: 5 LOB: 1 BB: 0 P: 34	R: 0 E: 0 K: 1 S: 11	H: 1 LOB: 1 BB: 0 P: 19	R: 0 E: 0 K: 2 S: 10	H: 0 LOB: 0 BB: 0 P: 14	R: 0 E: 0 K: 0 S: 8	H: 1 LOB: 1 BB: 0 P: 12	R: 0 E: 0 K: 1 S: 8	H: 0 LOB: 0 BB: 0 P: 11	R: 0 E: 0 K: 1 S: 6	H: 0 LOB: 0 BB: 0 P: 10	R: 0 E: 0 K: 0 S: 4	H: 1 LOB: 1 BB: 0 P: 5	1B: 8 2B: 2 3B: 0 HR: 2	SF: 0 SAC: 0 DP: 0 HBP: 0	WP: 0 PB: 0 SB: 0 CS: 0	PA: 40					
PITCHER	IP	WLS	BF	H	R	ER	SO	BB	IBB	HBP	BLK	WP	HR	S	P	ERA	WHIP										
28 Shaun Marcum, R ERA: 3.85	3.0	L	19	9	6	6	4	1	0	0	0	0	2	47	75	18.00	3.333										
54 Jason Frasor, R ERA: 4.23	2.0		7	1	0	0	3	0	0	0	0	0	0	21	33	0.00	0.500										
Josh Towers, R ERA: 5.19	3.1		12	2	0	0	2	0	0	0	0	0	0	24	35	0.00	0.600										
37 Scott Downs, L ERA: 2.27	0.1		1	0	0	0	0	0	0	0	0	0	0	1	2	0.00	0.000										
44 Casey Janssen, R ERA: 2.31	0.1		1	0	0	0	0	0	0	0	0	0	0	1	1	0.00	0.000										

Batter	1	2	3	4	5	6	7	8	9	AB	R	H	RBI	BB	SO	LOB	BOTTOM										
Reed Johnson, R OBP: 0.333, SLG: 0.384										4	1	1	0	0	2	1	Oakland Athletics @ Toronto Blue Jays Rogers Centre, Toronto, ON Mon Aug 20 2007, 7:07 PM EDT Att: 27,193 - Roof Closed - 68 F livebaseballscorecards.com										
35 Lyle Overbay, L OBP: 0.344, SLG: 0.415										4	1	2	1	0	2												
15 Alex Rios, R OBP: 0.367, SLG: 0.527										4	1	1	0	0	3												
10 Vernon Wells, R OBP: 0.315, SLG: 0.437										4	0	1	1	0	0	1											
Frank Thomas, R OBP: 0.368, SLG: 0.453										4	0	1	1	0	0	1											
29 Dustin McGowan, R OBP: 0.286, SLG: 0.286										0	1	0	0	0	0	0											
25 Troy Glaus, R OBP: 0.352, SLG: 0.456										4	0	1	1	0	1	0											
8 Russ Adams, L OBP: 0.318, SLG: 0.167										3	0	1	0	0	1	0											
2 Aaron Hill, R OBP: 0.310, SLG: 0.423										1	0	0	0	0	0	1											
7 Curtis Thigpen, R OBP: 0.318, SLG: 0.283										3	0	0	0	0	1	2											
9 Gregg Zaun, S OBP: 0.326, SLG: 0.403										1	0	0	0	0	0	0											
6 John McDonald, R OBP: 0.283, SLG: 0.340										3	0	1	0	0	1	0											
Matt Stairs, L OBP: 0.359, SLG: 0.545										1	0	0	0	0	1	0											
Inning Stats	R: 1 E: 0 K: 0 S: 6	H: 3 LOB: 1 BB: 0 P: 10	R: 0 E: 0 K: 2 S: 10	H: 0 LOB: 0 BB: 0 P: 13	R: 0 E: 0 K: 1 S: 10	H: 1 LOB: 1 BB: 0 P: 14	R: 0 E: 1 K: 0 S: 10	H: 1 LOB: 2 BB: 0 P: 16	R: 0 E: 0 K: 1 S: 16	H: 1 LOB: 1 BB: 0 P: 23	R: 0 E: 0 K: 0 S: 9	H: 0 LOB: 0 BB: 0 P: 17	R: 0 E: 0 K: 2 S: 8	H: 0 LOB: 0 BB: 0 P: 11	R: 3 E: 0 K: 0 S: 15	H: 3 LOB: 1 BB: 0 P: 29	R: 0 E: 0 K: 1 S: 10	H: 0 LOB: 0 BB: 0 P: 15	1B: 5 2B: 4 3B: 0 HR: 0	SF: 0 SAC: 0 DP: 1 HBP: 1	WP: 0 PB: 0 SB: 0 CS: 0	PA: 37					
PITCHER	IP	WLS	BF	H	R	ER	SO	BB	IBB	HBP	BLK	WP	HR	S	P	ERA	WHIP										
Joe Blanton, R ERA: 3.84	7.0	W	27	6	1	1	6	0	0	0	0	0	0	69	104	1.29	0.857										
59 Andrew Brown, R ERA: 3.0	0.2		6	3	3	3	0	0	0	1	0	0	0	12	23	40.50	4.500										
Alan Embree, L ERA: 3.58	0.1	H	1	0	0	0	0	0	0	0	0	0	0	3	6	0.00	0.000										
Huston Street, R ERA: 2.56	1.0	S	3	0	0	0	1	0	0	0	0	0	0	10	15	0.00	0.000										



Batter	1	2	3	4	5	6	7	8	9	AB	R	H	RBI	BB	SO	LOB	TOP							
Jeff DaVanon, S OBP: 0.308, SLG: 0.302	4-2 1B 32 WP BB	2-1 G4-3		1-2 K		0-1 G4-3		1-1 G6-4-3 1B		4	1	1	1	1	1	2								
Marco Soutaro, R OBP: 0.338, SLG: 0.389	0-0 32 WP 1B	4-1 BB		0-3 K		3-2 P3		1-1 G6-4-3 1B		4	0	1	0	1	1	3								
Nick Swisher, S OBP: 0.396, SLG: 0.442	1-3 K	1-3 K		0-1 G3-1				3-3 32 E 1B		5	1	1	0	0	3	5								
32 Jack Cust, L Dee Brown, L OBP: 0.408, SLG: 0.541	4-0 BB			4-2 1B 2B BB		3-2 F7		1-0 E9 G3 29 1B 1B		3	2	1	0	2	1	0								
Mike Piazza, R OBP: 0.309, SLG: 0.376	1-1 P6			1-0 29 2B 1B		0-3 K		2-0 G3		5	0	1	0	0	1	3								
29 Dan Johnson, L OBP: 0.341, SLG: 0.412	0-1 G5-3			3-1 2B		3-2 G3		0-2 1B		5	0	2	2	0	2									
14 Mark Ellis, R OBP: 0.321, SLG: 0.428		2-2 22 1B G4-3 2B		2-2 F9				1-3 G5-3		4	1	1	0	0	1	3								
22 Jack Hannahan, L OBP: 0.345, SLG: 0.480				0-1 G4-3 1B		3-3 K2-3		2-2 G3		3	1	1	0	1	1	3								
8 Kurt Suzuki, R OBP: 0.331, SLG: 0.422				0-3 K		1-1 G1-3		3-2 G4-3 1B		4	0	2	1	0	1	4								
Inning Stats	R: 1 E: 0 K: 1 S: 10	H: 1 LOB: 2 BB: 2 P: 20	R: 1 E: 0 K: 2 S: 14	H: 2 LOB: 2 BB: 1 P: 23	R: 1 E: 0 K: 1 S: 14	H: 2 LOB: 2 BB: 1 P: 28	R: 0 E: 0 K: 2 S: 8	H: 0 LOB: 0 BB: 0 P: 9	R: 0 E: 0 K: 1 S: 9	H: 0 LOB: 0 BB: 0 P: 15	R: 1 E: 0 K: 0 S: 14	H: 1 LOB: 1 BB: 1 P: 25	R: 2 E: 0 K: 1 S: 16	H: 3 LOB: 1 BB: 0 P: 25	R: 0 E: 0 K: 1 S: 10	H: 2 LOB: 1 BB: 0 P: 15	R: 0 E: 0 K: 1 S: 7	H: 0 LOB: 0 BB: 0 P: 10	1B: 8 2B: 3 3B: 0 HR: 0	SF: 0 SAC: 0 DP: 1 HBP: 0	WP: 1 PB: 0 SB: 0 CS: 0	PA: 42		
PITCHER	IP WLS BF H R ER SO BB IBB HBP BLK WP HR S P ERA WHIP	5.0 24 5 3 3 7 4 0 0 0 1 0 55 95 5.40 1.800	6.1 5 1 1 1 0 1 0 0 0 0 0 14 25 9.00 2.000	7.1 L 2 2 2 1 0 0 0 0 0 0 5 9 ∞ ∞	7.1 2.0 8 3 0 0 2 0 0 0 0 0 21 31 0.00 1.500	9.1 1.0 3 0 0 0 1 0 0 0 0 0 7 10 0.00 0.000																		
29 Dustin McGowan, R ERA: 4.19																								
40 Brian Wolfe, L ERA: 2.03																								
56 Brian Tallet, L ERA: 3.75																								
44 Casey Janssen, R ERA: 2.24																								
49 Jeremy Accardo, R ERA: 2.24																								
Batter	1	2	3	4	5	6	7	8	9	AB	R	H	RBI	BB	SO	LOB	BOTTOM							
Reed Johnson, R OBP: 0.324, SLG: 0.372	2-2 G5-3		1-3 K			1-2 K		3-3 K		5	0	0	0	0	3	3								
35 Lyle Overbay, L Ray Olmedo, S OBP: 0.343, SLG: 0.416	3-2 2B		1-2 L8			3-2 F7		0-1 L8		4	0	1	0	0	0	2								
15 Alex Rios, R OBP: 0.368, SLG: 0.527	1-0 G5-3					0-2 10 HR 1B		0-1 10 G4-6-3 1B		4	1	2	0	0	1	1								
10 Vernon Wells, R OBP: 0.315, SLG: 0.442	2-1 G6-3					2-2 G6-3		0-1 G4-6-3		4	1	1	2	0	0	2								
Frank Thomas, R OBP: 0.369, SLG: 0.468						1-3 K		0-3 K		4	2	2	2	0	2	1								
25 Troy Glaus, R OBP: 0.349, SLG: 0.451						2-3 K		0-2 F8		4	0	0	0	0	3	1								
2 Aaron Hill, R OBP: 0.311, SLG: 0.426						0-1 G1-3 2B		1-1 G3-1 1B		4	0	2	0	0	2	0								
9 Gregg Zaun, S OBP: 0.327, SLG: 0.397						2-1 G1-3		4-1 G3-1 BB		3	0	0	0	1	2	1								
6 John McDonald, R Matt Stairs, L OBP: 0.281, SLG: 0.338						1-2 F7		1-2 G3-1		2	0	0	0	0	0	1								
						1-2 G5-3		2-3 1B		2	0	1	0	0	0	2								
Inning Stats	R: 0 E: 0 K: 0 S: 9	H: 1 LOB: 1 BB: 0 P: 17	R: 1 E: 0 K: 3 S: 13	H: 1 LOB: 0 BB: 0 P: 21	R: 0 E: 0 K: 1 S: 12	H: 0 LOB: 0 BB: 0 P: 15	R: 0 E: 0 K: 2 S: 9	H: 0 LOB: 0 BB: 0 P: 12	R: 0 E: 0 K: 1 S: 10	H: 1 LOB: 1 BB: 0 P: 14	R: 3 E: 0 K: 2 S: 19	H: 3 LOB: 0 BB: 0 P: 28	R: 0 E: 0 K: 1 S: 11	H: 1 LOB: 2 BB: 1 P: 20	R: 0 E: 0 K: 1 S: 10	H: 1 LOB: 1 BB: 0 P: 10	R: 0 E: 0 K: 2 S: 10	H: 1 LOB: 1 BB: 0 P: 17	1B: 4 2B: 2 3B: 0 HR: 3	SF: 0 SAC: 0 DP: 0 HBP: 0	WP: 0 PB: 0 SB: 0 CS: 0	PA: 37		
PITCHER	IP WLS BF H R ER SO BB IBB HBP BLK WP HR S P ERA WHIP	6.0 W 24 6 4 4 9 1 0 0 0 0 3 72 6.00 1.000	7.1 H 5 1 0 0 1 1 0 0 0 0 11 20 0.00 2.000	8.1 H 4 1 0 0 1 0 0 0 0 0 10 10 0.00 1.000	9.1 S 4 1 0 0 2 0 0 0 0 0 10 17 0.00 1.000																			
Dan Haren, R ERA: 2.66																								
59 Andrew Brown, R ERA: 2.89																								
Alan Embree, L ERA: 3.51																								
Huston Street, R ERA: 2.48																								

Oakland Athletics @ Toronto Blue Jays
Rogers Centre, Toronto, ON
Tue Aug 21 2007, 7:07 PM EDT
Att: 32,639 - Roof Closed - 68 F

AB	37
R	6
H	11
RBI	4
BB	5
SO	10
LOB	25



Oakland Athletics @ Toronto Blue Jays
Rogers Centre, Toronto, ON
Tue Aug 21 2007, 7:07 PM EDT
Att: 32,639 - Roof Closed - 68 F

AB	36
R	4
H	9
RBI	4
BB	1
SO	13
LOB	14



Batter	1	2	3	4	5	6	7	8	9	AB	R	H	RBI	BB	SO	LOB	TOP					
Shannon Stewart, R (1,7) OBP: 0.355, SLG: 0.399	L7		G6-3			F9		G5-3		4	0	0	0	0	0	2						
Jeff DeVanon, S (1,8) OBP: 0.304, SLG: 0.298	K			G6-3			E3 32 HR	1B		4	1	1	0	0	1	0						
Nick Swisher, S (1,9) OBP: 0.395, SLG: 0.440	K			G3-1			K	1B		4	0	1	0	0	2	1						
32 Jack Cust, L (1,10) OBP: 0.409, SLG: 0.549		G4-6-3 BB			K		HR	K		3	1	1	2	1	2	2						
Marco Scutaro, R (1,6) OBP: 0.337, SLG: 0.387	G4-6-3					G5-3		G6-3		4	0	1	0	0	0	3						
29 Dan Johnson, L (1,3) OBP: 0.343, SLG: 0.411	G3-1				K					3	1	1	0	1	1	1						
14 Mark Ellis, R (1,4) OBP: 0.320, SLG: 0.429			K		G1-6-3					4	1	1	1	0	1	2						
22 Jack Hannahan, L (1,5) OBP: 0.333, SLG: 0.448										4	0	1	0	0	2	1						
8 Kurt Suzuki, R (1,2) OBP: 0.328, SLG: 0.412										3	0	0	0	1	2	2						
Inning Stats	R: 0 E: 0 K: 2 S: 10	H: 0 LOB: 0 BB: 0 P: 15	R: 0 E: 0 K: 0 S: 6	H: 0 LOB: 0 BB: 1 P: 12	R: 0 E: 0 K: 1 S: 7	H: 1 LOB: 1 BB: 1 P: 15	R: 0 E: 0 K: 1 S: 6	H: 0 LOB: 0 BB: 0 P: 9	R: 0 E: 0 K: 1 S: 10	H: 1 LOB: 0 BB: 0 P: 14	R: 0 E: 0 K: 2 S: 9	H: 0 LOB: 1 BB: 0 P: 13	R: 4 E: 2 K: 2 S: 18	H: 2 LOB: 1 BB: 1 P: 24	R: 0 E: 0 K: 1 S: 16	H: 2 LOB: 2 BB: 0 P: 22	R: 0 E: 0 K: 1 S: 11	H: 1 LOB: 1 BB: 0 P: 14	1B: 5 2B: 1 3B: 0 HR: 1	SF: 0 SAC: 0 DP: 3 HBP: 0	WP: 0 PB: 0 SB: 1 CS: 0	PA: 36
PITCHER	IP	WLS	BF	H	R	ER	SO	BB	IBB	HBP	BLK	WP	HR	S	P	ERA	WHIP					
A.J. Burnett, R (1,1) ERA: 3.85	7.0	L	27	4	4	1	9	3	0	0	0	0	1	66	102	1.29	1.000					
40 Brian Wolfe, L (8,1) ERA: 2.0	0.1		2	1	0	0	0	0	0	0	0	0	0	8	12	0.00	3.000					
37 Scott Downs, L (8,1) ERA: 2.23	0.2		3	1	0	0	1	0	0	0	0	0	0	8	10	0.00	1.500					
54 Jason Frasor, R (9,1) ERA: 4.14	1.0		4	1	0	0	1	0	0	0	0	0	0	11	14	0.00	1.000					

Oakland Athletics @ Toronto Blue Jays
Rogers Centre, Toronto, ON
Wed Aug 22 2007, 12:37 PM EDT
Att: 31,145 - Partly Cloudy - 68 F

AB 33
R 4
H 7
RBI 3
BB 3
SO 11
LOB 14



Batter	1	2	3	4	5	6	7	8	9	AB	R	H	RBI	BB	SO	LOB	BOTTOM					
Reed Johnson, R (1,7) OBP: 0.322, SLG: 0.369	P6		F7			F7				4	0	1	0	0	0	0						
Matt Stairs, L (1,3) OBP: 0.363, SLG: 0.548								1B		2	0	1	0	1	1	0						
7 Curtis Thippen, R (8,PH) OBP: 0.313, SLG: 0.279			K					K		1	0	0	0	0	1	1						
Ray Olmedo, S (9,6) OBP: 0.333, SLG: 0.556		BB								0	0	0	0	0	0	0						
15 Alex Rios, R (1,9) OBP: 0.365, SLG: 0.523	L4									4	0	0	0	0	1	2						
10 Vernon Wells, R (1,8) OBP: 0.313, SLG: 0.438										4	0	0	0	0	2	2						
Frank Thomas, R (1,10) OBP: 0.370, SLG: 0.470										3	0	1	0	1	0	0						
2 Aaron Hill, R (1,4) OBP: 0.311, SLG: 0.431										4	1	1	1	0	1	2						
9 Gregg Zaun, S (1,2) OBP: 0.323, SLG: 0.392										3	0	0	0	0	0	1						
8 Russ Adams, L (1,5) OBP: 0.111, SLG: 0.111										3	0	0	0	0	0	1						
6 John McDonald, R (1,6) OBP: 0.279, SLG: 0.335										2	0	0	0	0	0	0						
35 Lyle Overbay, L (8,PH) OBP: 0.342, SLG: 0.415										1	0	0	0	0	0	0						
Inning Stats	R: 0 E: 0 K: 1 S: 10	H: 0 LOB: 1 BB: 1 P: 19	R: 0 E: 0 K: 1 S: 9	H: 0 LOB: 1 BB: 1 P: 18	R: 0 E: 0 K: 1 S: 7	H: 0 LOB: 0 BB: 0 P: 10	R: 0 E: 0 K: 1 S: 9	H: 0 LOB: 0 BB: 0 P: 10	R: 1 E: 0 K: 0 S: 10	H: 1 LOB: 0 BB: 0 P: 14	R: 0 E: 0 K: 0 S: 8	H: 1 LOB: 1 BB: 0 P: 10	R: 0 E: 0 K: 0 S: 9	H: 0 LOB: 0 BB: 0 P: 13	R: 0 E: 0 K: 1 S: 12	H: 1 LOB: 1 BB: 0 P: 19	R: 0 E: 0 K: 1 S: 9	H: 1 LOB: 1 BB: 0 P: 11	1B: 1 2B: 2 3B: 0 HR: 1	SF: 0 SAC: 0 DP: 0 HBP: 0	WP: 0 PB: 0 SB: 0 CS: 0	PA: 33
PITCHER	IP	WLS	BF	H	R	ER	SO	BB	IBB	HBP	BLK	WP	HR	S	P	ERA	WHIP					
25 Esteban Loaiza, R (1,1) ERA: 1.17	7.2	W	28	3	1	1	4	2	0	0	0	0	1	71	109	1.17	0.652					
Alan Embree, L (8,1) ERA: 3.43	1.1	S	5	1	0	0	2	0	0	0	0	0	0	12	15	0.00	0.750					

Oakland Athletics @ Toronto Blue Jays
Rogers Centre, Toronto, ON
Wed Aug 22 2007, 12:37 PM EDT
Att: 31,145 - Partly Cloudy - 68 F

AB 31
R 1
H 4
RBI 1
BB 2
SO 6
LOB 9




Batter	1	2	3	4	5	6	7	8	9	AB	R	H	RBI	BB	SO	LOB	TOP											
Reed Johnson, R OBP: 0.324, SLG: 0.366	F7		K				P4		BB	4	1	1	0	1	1	0	Toronto Blue Jays @ Los Angeles Angels Angel Stadium of Anaheim, Anaheim, CA Thu Aug 23 2007, 7:05 PM PDT Att: 41,009 - Clear - 75 F AB 35 R 5 H 8 RBI 4 BB 3 SO 7 LOB 10											
35 Lyle Overbay, L OBP: 0.343, SLG: 0.416	K						P6		G3	4	2	1	0	1	1													
Matt Stairs, L 15 Alex Rios, R OBP: 0.366, SLG: 0.523	G3									3	1	1	2	0	0													
10 Vernon Wells, R OBP: 0.314, SLG: 0.441		F9								4	1	2	1	0	0													
Frank Thomas, R OBP: 0.371, SLG: 0.470										4	0	2	1	0	0													
25 Troy Glaus, R OBP: 0.345, SLG: 0.445										4	0	0	0	0	2													
2 Aaron Hill, R OBP: 0.310, SLG: 0.429										4	0	1	0	0	1													
9 Gregg Zaun, S OBP: 0.319, SLG: 0.386										4	0	0	0	0	0													
Ray Olmedo, S OBP: 0.231, SLG: 0.385										4	0	0	0	0	2													
Inning Stats	R: 0 E: 0 K: 1 S: 5	H: 0 LOB: 0 BB: 0 P: 8	R: 0 E: 0 K: 1 S: 9	H: 1 LOB: 1 BB: 0 P: 15	R: 0 E: 0 K: 1 S: 7	H: 0 LOB: 0 BB: 0 P: 8	R: 2 E: 1 K: 0 S: 9	H: 2 LOB: 1 BB: 1 P: 17	R: 3 E: 0 K: 0 S: 16	H: 4 LOB: 1 BB: 0 P: 26	R: 0 E: 0 K: 1 S: 7	H: 1 LOB: 1 BB: 0 P: 9	R: 0 E: 0 K: 2 S: 11	H: 0 LOB: 0 BB: 0 P: 17	R: 0 E: 0 K: 1 S: 8	H: 0 LOB: 0 BB: 1 P: 15		1B: 5 2B: 3 3B: 0 HR: 0	SF: 0 SAC: 0 DP: 0 HBP: 0	WP: 1 PB: 0 SB: 0 CS: 0	PA: 38							
PITCHER	IP	WLS	BF	H	R	ER	SO	BB	IBB	HBP	BLK	WP	HR	S	P	ERA	WHIP											
54 Ervin Santana, R ERA: 6.03	(1, 1)	6.0	L	27	8	5	5	4	1	0	0	0	1	0	53	83	7.50	1.500										
Darren Oliver, L ERA: 3.5	(7, 1)	2.0		7	0	0	0	2	1	0	0	0	0	0	17	30	0.00	0.500										
58 Dustin Moseley, R ERA: 4.7	(9, 1)	1.0		4	0	0	0	1	1	0	0	0	0	0	8	15	0.00	1.000										

Batter	1	2	3	4	5	6	7	8	9	AB	R	H	RBI	BB	SO	LOB	BOTTOM											
77 Reggie Willits, S OBP: 0.400, SLG: 0.342	G4-3									1	1	0	0	2	0	Toronto Blue Jays @ Los Angeles Angels Angel Stadium of Anaheim, Anaheim, CA Thu Aug 23 2007, 7:05 PM PDT Att: 41,009 - Clear - 75 F AB 33 R 4 H 8 RBI 4 BB 2 SO 3 LOB 9												
Orlando Cabrera, R OBP: 0.351, SLG: 0.421										4	0	1	0	0	1													
27 Vladimir Guerrero, R OBP: 0.404, SLG: 0.552	G4-3									4	2	2	3	0	0													
Garret Anderson, L OBP: 0.307, SLG: 0.444	E6									4	1	1	0	0	0													
24 Gary Matthews, S OBP: 0.331, SLG: 0.441										4	0	1	0	0	0													
6 Maicer Izturis, S OBP: 0.328, SLG: 0.406										4	0	2	1	0	0													
47 Howie Kendrick, R OBP: 0.339, SLG: 0.445										4	0	0	0	0	1													
39 Robb Quinlan, R OBP: 0.284, SLG: 0.342										4	0	0	0	0	0													
48 Ryan Budde, R OBP: 0.188, SLG: 0.250										4	0	1	0	0	1													
Inning Stats	R: 2 E: 1 K: 1 S: 15	H: 3 LOB: 2 BB: 0 P: 25	R: 0 E: 0 K: 0 S: 10	H: 0 LOB: 0 BB: 0 P: 13	R: 1 E: 0 K: 0 S: 12	H: 1 LOB: 0 BB: 0 P: 16	R: 0 E: 0 K: 1 S: 16	H: 2 LOB: 3 BB: 1 P: 26	R: 0 E: 0 K: 0 S: 4	H: 0 LOB: 0 BB: 0 P: 7	R: 0 E: 0 K: 0 S: 5	H: 0 LOB: 0 BB: 0 P: 7	R: 0 E: 0 K: 0 S: 6	H: 0 LOB: 0 BB: 1 P: 12	R: 1 E: 0 K: 0 S: 8		H: 2 LOB: 0 BB: 0 P: 13	R: 0 E: 0 K: 1 S: 10	H: 0 LOB: 0 BB: 0 P: 14	1B: 6 2B: 0 3B: 0 HR: 2	SF: 0 SAC: 0 DP: 1 HBP: 1	WP: 0 PB: 0 SB: 0 CS: 1	PA: 36					
PITCHER	IP	WLS	BF	H	R	ER	SO	BB	IBB	HBP	BLK	WP	HR	S	P	ERA	WHIP											
51 Jesse Litsch, R ERA: 3.44	(1, 1)	6.1		28	6	3	2	2	2	0	1	0	0	1	65	102	2.84	1.263										
44 Casey Janssen, R ERA: 2.32	(7, 1)	1.2	H	5	2	1	1	0	0	0	0	0	0	1	11	17	5.40	1.200										
49 Jeremy Accardo, R ERA: 2.19	(9, 1)	1.0	S	3	0	0	0	1	0	0	0	0	0	0	10	14	0.00	0.000										


Batter	1	2	3	4	5	6	7	8	9	AB	R	H	RBI	BB	SO	LOB	TOP								
Reed Johnson, R (1, 7) OBP: 0.323, SLG: 0.364	G4-3		P2					K		4	0	1	0	0	1	1	Toronto Blue Jays @ Los Angeles Angels Angel Stadium of Anaheim, Anaheim, CA Fri Aug 24 2007, 7:05 PM PDT Att: 41,131 - Clear - 76 F								
35 Lyle Overbay, L (1, 3) OBP: 0.342, SLG: 0.414	F8		F8					K		4	0	1	0	0	1	1									
15 Alex Rios, R (1, 9) OBP: 0.365, SLG: 0.520	K							K		3	0	0	0	1	1	2									
Ray Olmedo, S (8, 6) OBP: 0.231, SLG: 0.385	K							G6-3		0	0	0	0	0	0	0									
10 Vernon Wells, R (1, 8) OBP: 0.312, SLG: 0.437	F8							G5-3		4	0	0	0	0	0	2									
Frank Thomas, R (1, 10) OBP: 0.372, SLG: 0.469	K							K		3	0	1	0	1	1	1									
25 Troy Glaus, R (1, 5) OBP: 0.344, SLG: 0.442	G4-3							K		3	0	0	0	1	1	1									
2 Aaron Hill, R (1, 4) OBP: 0.310, SLG: 0.430	F8							F8		4	0	1	0	0	0	2									
9 Gregg Zaun, S (1, 2) OBP: 0.314, SLG: 0.379	K							K		4	0	0	0	0	2	3									
6 John McDonald, R (1, 6) OBP: 0.281, SLG: 0.336	K							K		2	0	1	0	0	1	0									
Matt Stairs, L (8, PH) OBP: 0.365, SLG: 0.555								K		1	0	1	0	0	0	0									
Inning Stats	R: 0 E: 0 K: 1 S: 12	H: 1 LOB: 1 BB: 0 P: 20	R: 0 E: 0 K: 2 S: 12	H: 1 LOB: 1 BB: 0 P: 19	R: 0 E: 0 K: 1 S: 11	H: 0 LOB: 0 BB: 0 P: 16	R: 0 E: 0 K: 1 S: 10	H: 1 LOB: 1 BB: 0 P: 13	R: 0 E: 0 K: 0 S: 10	H: 2 LOB: 2 BB: 0 P: 17	R: 0 E: 0 K: 0 S: 9	H: 0 LOB: 1 BB: 1 P: 19	R: 0 E: 0 K: 0 S: 10	H: 0 LOB: 0 BB: 0 P: 14	R: 0 E: 0 K: 2 S: 9	H: 1 LOB: 1 BB: 0 P: 14	R: 0 E: 0 K: 1 S: 9	H: 0 LOB: 2 BB: 2 P: 20	1B: 4 2B: 2 HR: 0	SF: 0 SAC: 0 HBP: 0	WP: 2 PB: 0 SB: 1 CS: 0	PA: 35			
PITCHER	IP	WLS	BF	H	R	ER	SO	BB	IBB	HBP	BLK	WP	HR	S	P	ERA	WHIP								
36 Jered Weaver, R (1, 1) ERA: 3.98	6.0	W	23	5	0	0	5	1	0	0	0	0	0	64	104	0.00	1.000								
33 Justin Speier, R (7, 1) ERA: 3.25	1.0	H	3	0	0	0	0	0	0	0	0	0	0	10	14	0.00	0.000								
62 Scot Shields, R (8, 1) ERA: 3.99	1.0	H	4	1	0	0	2	0	0	0	0	1	0	9	14	0.00	1.000								
Francisco Rodriguez, R (9, 1) ERA: 2.8	1.0	S	5	0	0	0	1	2	0	0	0	1	0	9	20	0.00	2.000								

Batter	1	2	3	4	5	6	7	8	9	AB	R	H	RBI	BB	SO	LOB	BOTTOM								
77 Reggie Willits, S (1, 10) OBP: 0.401, SLG: 0.344	G4-3	G1-3						K		4	1	2	0	0	1	0	Toronto Blue Jays @ Los Angeles Angels Angel Stadium of Anaheim, Anaheim, CA Fri Aug 24 2007, 7:05 PM PDT Att: 41,131 - Clear - 76 F								
Orlando Cabrera, R (1, 6) OBP: 0.353, SLG: 0.421	G4-3							K		4	0	2	1	0	1	1									
27 Vladimir Guerrero, R (1, 9) OBP: 0.403, SLG: 0.550	F8							K		4	1	1	1	0	1	3									
Garret Anderson, L (1, 7) OBP: 0.303, SLG: 0.438	P5							K		4	0	0	0	0	1	3									
24 Gary Matthews, S (1, 8) OBP: 0.331, SLG: 0.440	G4-3							G6-3		4	0	1	0	0	0	0									
6 Meicer Izturis, S (1, 5) OBP: 0.331, SLG: 0.408	G6-3							F7		4	0	2	1	0	0	0									
19 Kendrys Morales, S (1, 3) OBP: 0.308, SLG: 0.490	G3							F8		4	0	2	0	0	0	3									
47 Howie Kendrick, R (1, 4) OBP: 0.342, SLG: 0.447	F9							K		4	1	2	0	0	1	1									
5 Jeff Mathis, R (1, 2) OBP: 0.262, SLG: 0.333	P3							P3		3	0	0	0	0	2	2									
Inning Stats	R: 2 E: 0 K: 0 S: 14	H: 4 LOB: 2 BB: 0 P: 20	R: 0 E: 0 K: 0 S: 7	H: 0 LOB: 0 BB: 0 P: 8	R: 0 E: 0 K: 2 S: 7	H: 0 LOB: 0 BB: 0 P: 11	R: 0 E: 0 K: 1 S: 9	H: 1 LOB: 1 BB: 0 P: 14	R: 0 E: 0 K: 2 S: 11	H: 1 LOB: 1 BB: 0 P: 12	R: 0 E: 0 K: 0 S: 7	H: 1 LOB: 2 BB: 0 P: 10	R: 1 E: 0 K: 0 S: 12	H: 3 LOB: 2 BB: 0 P: 23	R: 0 E: 0 K: 0 S: 11	H: 2 LOB: 2 BB: 0 P: 13		1B: 11 2B: 1 3B: 0 HR: 0	SF: 0 SAC: 1 DP: 0 HBP: 0	WP: 0 PB: 0 SB: 1 CS: 0	PA: 36				
PITCHER	IP	WLS	BF	H	R	ER	SO	BB	IBB	HBP	BLK	WP	HR	S	P	ERA	WHIP								
32 Roy Halladay, R (1, 1) ERA: 3.86	8.0	L	36	12	3	3	5	0	0	0	0	0	0	78	111	3.38	1.500								

AB 32
R 0
H 6
RBI 0
BB 3
SO 8
LOB 13



AB 35
R 3
H 12
RBI 3
BB 0
SO 5
LOB 13



Batter	1	2	3	4	5	6	7	8	9	AB	R	H	RBI	BB	SO	LOB	TOP								
Reed Johnson, R OBP: 0.325, SLG: 0.367										4	1	1	0	1	0	3									
35 Lyle Overbay, L OBP: 0.340, SLG: 0.414										5	0	1	0	0	1	3									
15 Alex Rios, R OBP: 0.362, SLG: 0.515										5	0	0	0	0	1	3									
10 Vernon Wells, R OBP: 0.311, SLG: 0.434										4	1	0	0	1	0	1									
Frank Thomas, R OBP: 0.375, SLG: 0.474										4	1	2	2	1	0	0									
8 Russ Adams, L OBP: 0.111, SLG: 0.111										0	1	0	0	0	0	0									
25 Troy Glaus, R OBP: 0.347, SLG: 0.455										5	3	3	2	0	1	1									
2 Aaron Hill, R OBP: 0.315, SLG: 0.433										3	1	2	1	2	0	1									
9 Gregg Zaun, S OBP: 0.313, SLG: 0.383										3	1	1	2	0	1	2									
6 John McDonald, R OBP: 0.284, SLG: 0.339										4	0	2	2	0	0	1									
Inning Stats	R: 0 E: 0 K: 0 S: 8	H: 1 LOB: 1 BB: 0 P: 11	R: 0 E: 0 K: 1 S: 10	H: 1 LOB: 1 BB: 0 P: 13	R: 0 E: 0 K: 0 S: 11	H: 1 LOB: 1 BB: 0 P: 14	R: 2 E: 0 K: 0 S: 9	H: 2 LOB: 2 BB: 2 P: 19	R: 0 E: 0 K: 1 S: 9	H: 0 LOB: 0 BB: 0 P: 12	R: 3 E: 0 K: 0 S: 17	H: 4 LOB: 1 BB: 0 P: 24	R: 0 E: 0 K: 0 S: 12	H: 1 LOB: 1 BB: 0 P: 17	R: 0 E: 0 K: 1 S: 7	H: 0 LOB: 0 BB: 1 P: 12	R: 4 E: 0 K: 1 S: 20	H: 2 LOB: 1 BB: 2 P: 36	1B: 4 2B: 7 3B: 0 HR: 1	SF: 1 SAC: 0 DP: 1 HBP: 0	WP: 0 PB: 0 SB: 0 CS: 0	PA: 43			
PITCHER	IP	WLS	BF	H	R	ER	SO	BB	IBB	HBP	BLK	WP	HR	S	P	ERA	WHIP								
51 Joe Saunders, L ERA: 3.62	5.1	L	27	9	5	5	2	2	0	0	0	0	0	58	84	8.44	2.062								
49 Chris Bootcheck, R ERA: 4.15	2.2		10	1	1	1	1	2	0	0	0	0	0	27	44	3.38	1.125								
Darren Oliver, L ERA: 4.28	1.0		6	2	3	3	1	1	0	0	0	0	1	18	30	27.00	3.000								

Toronto Blue Jays @ Los Angeles Angels
Angel Stadium of Anaheim, Anaheim, CA
Sat Aug 25 2007, 6:05 PM PDT
Att: 41,631 - Partly Cloudy - 79 F

AB 37
R 9
H 12
RBI 9
BB 5
SO 4
LOB 15



Batter	1	2	3	4	5	6	7	8	9	AB	R	H	RBI	BB	SO	LOB	BOTTOM								
77 Reggie Willits, S OBP: 0.404, SLG: 0.354										4	1	3	0	0	1	0									
Orlando Cabrera, R OBP: 0.352, SLG: 0.420										4	0	1	1	0	0	0									
27 Vladimir Guerrero, R OBP: 0.492, SLG: 0.547										4	0	1	0	0	0	0									
Garret Anderson, L OBP: 0.303, SLG: 0.434										3	0	0	0	1	0	2									
24 Gary Matthews, S OBP: 0.328, SLG: 0.436										4	0	0	0	0	1	2									
6 Meicer Izturis, S OBP: 0.333, SLG: 0.411										3	1	1	0	1	0	0									
19 Kendrys Morales, S OBP: 0.304, SLG: 0.472										4	0	1	0	0	1	1									
47 Howie Kendrick, R OBP: 0.342, SLG: 0.445										3	0	1	0	0	0	2									
5 Jeff Mathis, R OBP: 0.255, SLG: 0.326										2	0	0	1	0	0	2									
Inning Stats	R: 1 E: 0 K: 1 S: 12	H: 3 LOB: 1 BB: 0 P: 19	R: 1 E: 0 K: 0 S: 11	H: 3 LOB: 2 BB: 0 P: 18	R: 0 E: 0 K: 0 S: 10	H: 0 LOB: 1 BB: 1 P: 18	R: 0 E: 0 K: 0 S: 16	H: 2 LOB: 3 BB: 1 P: 29	R: 0 E: 0 K: 0 S: 6	H: 0 LOB: 0 BB: 0 P: 9	R: 0 E: 0 K: 0 S: 7	H: 0 LOB: 0 BB: 0 P: 9	R: 0 E: 0 K: 1 S: 9	H: 0 LOB: 0 BB: 0 P: 11	R: 0 E: 0 K: 0 S: 7	H: 0 LOB: 0 BB: 0 P: 10	R: 0 E: 0 K: 1 S: 7	H: 0 LOB: 0 BB: 0 P: 7	1B: 5 2B: 3 3B: 0 HR: 0	SF: 1 SAC: 0 DP: 1 HBP: 0	WP: 0 PB: 0 SB: 0 CS: 0	PA: 34			
PITCHER	IP	WLS	BF	H	R	ER	SO	BB	IBB	HBP	BLK	WP	HR	S	P	ERA	WHIP								
28 Shaun Marcum, R ERA: 3.62	6.0	W	25	8	2	2	1	2	0	0	0	0	0	62	102	3.00	1.667								
40 Brian Wolfe, R ERA: 1.95	2.0	H	6	0	0	0	1	0	0	0	0	0	0	16	21	0.00	0.000								
37 Scott Downs, L ERA: 2.19	1.0		3	0	0	0	1	0	0	0	0	0	0	7	7	0.00	0.000								

Toronto Blue Jays @ Los Angeles Angels
Angel Stadium of Anaheim, Anaheim, CA
Sat Aug 25 2007, 6:05 PM PDT
Att: 41,631 - Partly Cloudy - 79 F

AB 31
R 2
H 8
RBI 2
BB 2
SO 3
LOB 9



Batter	1	2	3	4	5	6	7	8	9	AB	R	H	RBI	BB	SO	LOB	TOP										
Reed Johnson, R (1, 7) OBP: 0.318, SLG: 0.359										4	0	0	0	0	0	0	Toronto Blue Jays @ Los Angeles Angels Angel Stadium of Anaheim, Anaheim, CA Sun Aug 26 2007, 12:35 PM PDT Att: 40,565 - Overcast - 78 F										
35 Lyle Overbay, L (1, 3) OBP: 0.338, SLG: 0.412										4	0	1	0	0	0	0											
15 Alex Rios, R (1, 9) OBP: 0.361, SLG: 0.513										4	0	1	0	0	2	1											
10 Vernon Wells, R (1, 8) OBP: 0.310, SLG: 0.432										4	1	1	0	0	0	2											
Frank Thomas, R (1, 10) OBP: 0.374, SLG: 0.473										3	0	1	0	0	1	1											
8 Russ Adams, L (7, PR) OBP: 0.100, SLG: 0.100										1	0	0	0	0	1	0											
25 Troy Glaus, R (1, 5) OBP: 0.344, SLG: 0.451										3	0	0	1	0	1	1											
2 Aaron Hill, R (1, 4) OBP: 0.316, SLG: 0.434										4	0	2	0	0	1	0											
9 Gregg Zaun, S (1, 2) OBP: 0.310, SLG: 0.378										3	0	0	0	0	1	4											
6 John McDonald, R (1, 6) OBP: 0.282, SLG: 0.336										2	0	0	0	0	0	2											
Matt Stairs, L (7, PH) OBP: 0.364, SLG: 0.553										1	0	0	0	0	0	2											
Ray Olmedo, S (7, 6) OBP: 0.231, SLG: 0.385										0	0	0	0	0	0	0											
Inning Stats	R: 0 E: 0 K: 0 S: 8	H: 0 LOB: 0 BB: 0 P: 13	R: 0 E: 0 K: 2 S: 9	H: 0 LOB: 0 BB: 0 P: 13	R: 0 E: 0 K: 2 S: 6	H: 0 LOB: 0 BB: 0 P: 12	R: 0 E: 0 K: 1 S: 7	H: 0 LOB: 0 BB: 0 P: 8	R: 1 E: 0 K: 0 S: 13	H: 2 LOB: 2 BB: 0 P: 24	R: 0 E: 0 K: 0 S: 9	H: 1 LOB: 1 BB: 0 P: 13	R: 0 E: 0 K: 1 S: 13	H: 2 LOB: 2 BB: 0 P: 17	R: 0 E: 0 K: 1 S: 7	H: 1 LOB: 1 BB: 0 P: 9	R: 0 E: 0 K: 2 S: 7	H: 0 LOB: 0 BB: 0 P: 11	1B: 6 2B: 0 3B: 0 HR: 0	SF: 1 SAC: 0 DP: 0 HBP: 0	WP: 0 PB: 0 SB: 1 CS: 0	PA: 34					
PITCHER	IP	WLS	BF	H	R	ER	SO	BB	IBB	HBP	BLK	WP	HR	S	P	ERA	WHIP										
45 Kelvim Escobar, R (1, 1) ERA: 2.77	8.0	W	31	6	1	1	5	0	0	0	0	0	0	72	109	1.12	0.750										
Francisco Rodríguez, R (9, 1) ERA: 2.75	1.0	S	3	0	0	0	2	0	0	0	0	0	0	7	11	0.00	0.000										

Batter	1	2	3	4	5	6	7	8	9	AB	R	H	RBI	BB	SO	LOB	BOTTOM										
77 Reggie Willits, S (1, 9) OBP: 0.400, SLG: 0.350										4	0	0	0	0	2	1	Toronto Blue Jays @ Los Angeles Angels Angel Stadium of Anaheim, Anaheim, CA Sun Aug 26 2007, 12:35 PM PDT Att: 40,565 - Overcast - 78 F										
Orlando Cabrera, R (1, 6) OBP: 0.349, SLG: 0.417										4	0	0	0	0	0	1											
27 Vladimir Guerrero, R (1, 10) OBP: 0.399, SLG: 0.543										4	0	0	0	0	0	0											
Garret Anderson, L (1, 7) OBP: 0.306, SLG: 0.449										3	2	2	1	0	0	0											
6 Maicer Izturis, S (1, 5) OBP: 0.333, SLG: 0.410										3	0	1	1	0	0	0											
24 Gary Matthews, S (1, 8) OBP: 0.328, SLG: 0.435										3	1	1	0	0	1	1											
19 Kendrys Morales, S (1, 3) OBP: 0.305, SLG: 0.464										3	0	1	0	0	2	2											
47 Howie Kendrick, R (1, 4) OBP: 0.338, SLG: 0.439										3	0	0	0	0	1	1											
5 Jeff Mathis, R (1, 2) OBP: 0.257, SLG: 0.327										3	0	1	0	0	0	0											
Inning Stats	R: 0 E: 0 K: 1 S: 7	H: 0 LOB: 0 BB: 0 P: 12	R: 1 E: 0 K: 1 S: 13	H: 2 LOB: 1 BB: 0 P: 18	R: 0 E: 0 K: 1 S: 7	H: 0 LOB: 0 BB: 0 P: 10	R: 1 E: 0 K: 2 S: 14	H: 2 LOB: 1 BB: 0 P: 22	R: 0 E: 0 K: 0 S: 10	H: 1 LOB: 1 BB: 0 P: 15	R: 0 E: 0 K: 0 S: 3	H: 0 LOB: 0 BB: 0 P: 7	R: 1 E: 0 K: 1 S: 8	H: 1 LOB: 0 BB: 0 P: 17	R: 0 E: 0 K: 0 S: 4	H: 0 LOB: 0 BB: 0 P: 8		1B: 4 2B: 1 3B: 0 HR: 1	SF: 0 SAC: 0 DP: 0 HBP: 0	WP: 1 PB: 0 SB: 2 CS: 0	PA: 30						
PITCHER	IP	WLS	BF	H	R	ER	SO	BB	IBB	HBP	BLK	WP	HR	S	P	ERA	WHIP										
29 Dustin McGowan, R (1, 1) ERA: 4.18	7.0	L	27	6	3	3	6	0	0	0	0	0	0	0	101	3.86	0.857										
44 Casey Janssen, R (8, 1) ERA: 2.29	1.0		3	0	0	0	0	0	0	0	0	0	0	4	8	0.00	0.000										

livebaseballscorecards.com

AB 33
R 1
H 6
RBI 1
BB 0
SO 7
LOB 13

livebaseballscorecards.com

AB 30
R 3
H 6
RBI 2
BB 0
SO 6
LOB 6

Batter	1	2	3	4	5	6	7	8	9	AB	R	H	RBI	BB	SO	LOB	TOP										
10 Vernon Wells, R OBP: 0.308, SLG: 0.432	F9		F9			F9			K	5	1	1	0	0	1	1	Toronto Blue Jays @ Oakland Athletics McAfee Coliseum, Oakland, CA Tue Aug 28 2007, 10:05 PM EDT Att: 20,542 - Clear - 75 F										
Reed Johnson, R OBP: 0.317, SLG: 0.356	L6		F8			L3		25 BB 15 1B 35 2B 1B	F8	5	1	1	0	0	0	1											
15 Alex Rios, R OBP: 0.363, SLG: 0.513	L8					K		25 BB 35 2B 1B		4	1	2	1	0	1	0											
Matt Stairs, L OBP: 0.370, SLG: 0.565		2B				HR		25 BB IBB	K	3	1	2	1	1	1	2											
25 Troy Glaus, R OBP: 0.349, SLG: 0.452	F8					35 G4-3 BB		35 2B 2 SF8 BB		1	1	0	0	3	0	1											
35 Lyle Overbay, L OBP: 0.336, SLG: 0.412	F8					G4-3		G4-6-3		4	0	1	2	0	0	5											
2 Aaron Hill, R OBP: 0.316, SLG: 0.433						F8		G6-3	SF8	3	0	1	1	0	0	0											
7 Curtis Thigpen, R OBP: 0.296, SLG: 0.262						K		K	P4	4	0	0	0	0	3	3											
6 John McDonald, R OBP: 0.281, SLG: 0.332						F9		K		3	0	0	0	1	2	0											
Inning Stats	R: 0 E: 0 K: 0 S: 8	H: 0 LOB: 0 BB: 0 P: 9	R: 0 E: 0 K: 1 S: 16	H: 2 LOB: 2 BB: 0 P: 26	R: 0 E: 0 K: 0 S: 5	H: 0 LOB: 0 BB: 0 P: 5	R: 1 E: 0 K: 1 S: 8	H: 1 LOB: 0 BB: 1 P: 14	R: 0 E: 0 K: 2 S: 8	H: 0 LOB: 0 BB: 0 P: 13	R: 1 E: 0 K: 0 S: 11	H: 2 LOB: 2 BB: 2 P: 27	R: 0 E: 0 K: 1 S: 7	H: 0 LOB: 1 BB: 1 P: 13	R: 3 E: 0 K: 1 S: 17	H: 3 LOB: 1 BB: 1 P: 28	R: 0 E: 0 K: 2 S: 12	H: 0 LOB: 0 BB: 0 P: 15	1B: 3 2B: 3 HR: 1	SF: 1 SAC: 0 DP: 2 HBP: 0	WP: 0 PB: 0 SB: 0 CS: 0	PA: 38					
PITCHER	IP	WLS	BF	H	R	ER	SO	BB	IBB	HBP	BLK	WP	HR	S	P	ERA	WHIP										
57 Chad Gaudin, R ERA: 4.06	(1, 1)	7.0	28	5	2	2	5	3	1	0	0	0	1	63	107	2.57	1.143										
59 Andrew Brown, R ERA: 4.18	(8, 1)	1.0	L 7	3	3	3	1	1	0	0	0	0	0	17	28	27.00	4.000										
44 Santiago Casilla, R ERA: 4.43	(9, 1)	1.0	3	0	0	0	2	0	0	0	0	0	0	12	15	0.00	0.000										

Batter	1	2	3	4	5	6	7	8	9	AB	R	H	RBI	BB	SO	LOB	BOTTOM										
Shannon Stewart, R OBP: 0.348, SLG: 0.391	P6		L3			G1-3		G5-3	G3-1	5	0	0	0	0	0	4	Toronto Blue Jays @ Oakland Athletics McAfee Coliseum, Oakland, CA Tue Aug 28 2007, 10:05 PM EDT Att: 20,542 - Clear - 75 F										
14 Mark Ellis, R OBP: 0.319, SLG: 0.423	2B 32 1B		G1-3			F8		G6-3		4	1	1	0	0	0	2											
Nick Swisher, S OBP: 0.397, SLG: 0.454	2B 32 1B		F7			P6		G3-1		4	1	1	0	0	0	0											
32 Jack Cust, L OBP: 0.408, SLG: 0.541			F7			K			29 G4-3 29 DI 1B BB	3	1	1	2	1	1	0											
Mike Piazza, R OBP: 0.312, SLG: 0.399	L4		P3						F9	4	0	1	0	0	0	2											
29 Dan Johnson, L OBP: 0.347, SLG: 0.413	K		K			L3			G4-3	4	0	0	0	0	2	3											
Marco Scutaro, R OBP: 0.329, SLG: 0.372			G3			G6-3		8 G6-4-3 BB	22 DI 1B	3	1	1	1	1	0	0											
22 Jack Hannahan, L OBP: 0.368, SLG: 0.469	F9					G1-3 8 HBP BB		K	8 1B	3	0	1	1	1	1	1											
8 Kurt Suzuki, R OBP: 0.335, SLG: 0.430	F7					G1-3 HBP		G6-4-3	1B	3	0	1	0	0	0	1											
Inning Stats	R: 2 E: 0 K: 1 S: 12	H: 3 LOB: 1 BB: 0 P: 20	R: 0 E: 0 K: 0 S: 8	H: 0 LOB: 0 BB: 0 P: 15	R: 0 E: 0 K: 0 S: 8	H: 0 LOB: 0 BB: 0 P: 9	R: 0 E: 0 K: 1 S: 10	H: 0 LOB: 0 BB: 0 P: 15	R: 0 E: 0 K: 1 S: 11	H: 1 LOB: 1 BB: 0 P: 19	R: 0 E: 0 K: 1 S: 6	H: 0 LOB: 0 BB: 1 P: 12	R: 0 E: 0 K: 0 S: 6	H: 0 LOB: 0 BB: 0 P: 10	R: 2 E: 0 K: 0 S: 15	H: 3 LOB: 2 BB: 1 P: 27	1B: 6 2B: 1 3B: 0 HR: 0	SF: 0 SAC: 0 DP: 1 HBP: 1	WP: 0 PB: 0 SB: 0 CS: 0	PA: 37							
PITCHER	IP	WLS	BF	H	R	ER	SO	BB	IBB	HBP	BLK	WP	HR	S	P	ERA	WHIP										
51 Jesse Litsch, R ERA: 3.4	(1, 1)	6.0	24	4	2	2	3	1	0	1	0	0	0	12	22	0.00	0.500										
40 Brian Wolfe, R ERA: 1.69	(7, 1)	2.0	W 6	0	0	0	1	1	0	0	0	0	0	14	26	27.00	6.000										
49 Jeremy Accardo, R ERA: 2.45	(9, 1)	0.2	H 6	3	2	2	0	1	0	0	0	0	0	1	1	0.00	0.000										
44 Casey Janssen, R ERA: 2.39	(9, 1)	0.1	S 1	0	0	0	0	0	0	0	0	0	0	1	1	0.00	0.000										

AB	32
R	5
H	8
RBI	5
BB	5
SO	8
LOB	13



AB	33
R	4
H	7
RBI	4
BB	3
SO	4
LOB	13



Batter	1	2	3	4	5	6	7	8	9	10	11	AB	R	H	RBI	BB	SO	LOB	TOP					
10 Vernon Wells, R OBP: 0.309, SLG: 0.428	G6-3		G6-3		L5				K		IBB	4	0	0	0	2	1	0						
Reed Johnson, R OBP: 0.308, SLG: 0.345	G5-3		G5-3		F9		G6-3			G5-3	F9	6	0	0	0	0	0	3						
15 Alex Rios, R OBP: 0.365, SLG: 0.519	F8				1B		HR		F9		1B	4	1	2	1	1	0	0						
Frank Thomas, R OBP: 0.373, SLG: 0.468					F8				K		P3	4	0	1	0	1	1	1						
25 Troy Glaus, R OBP: 0.349, SLG: 0.448									G5-3		BB	3	0	0	0	2	1	2						
2 Aaron Hill, R OBP: 0.315, SLG: 0.437											G4-3	5	1	1	1	0	2	4						
35 Lyle Overbay, L OBP: 0.334, SLG: 0.417											HR	5	1	1	1	0	0	2						
9 Gregg Zaun, S OBP: 0.310, SLG: 0.370											G1-3	5	1	1	1	0	0	2						
7 Curtis Thigpen, R OBP: 0.296, SLG: 0.262											G3	3	0	1	0	2	0	0						
6 John McDonald, R OBP: 0.373, SLG: 0.577											G5-3	3	0	0	0	0	0	4						
Matt Stairs, L OBP: 0.263, SLG: 0.368											G5-3	1	1	1	1	0	0	0						
Ray Ornelo, S OBP: 0.263, SLG: 0.368											HR	1	0	0	0	0	0	1						
Inning Stats	R: 0 E: 0 K: 0 S: 10	H: 0 LOB: 0 P: 16	R: 0 E: 0 K: 1 S: 12	H: 0 LOB: 3 BB: 3 P: 28	R: 0 E: 0 K: 1 S: 10	H: 1 LOB: 2 BB: 1 P: 16	R: 1 E: 0 K: 0 S: 11	H: 2 LOB: 0 BB: 0 P: 15	R: 1 E: 0 K: 0 S: 9	H: 1 LOB: 0 BB: 0 P: 16	R: 0 E: 0 K: 0 S: 9	H: 0 LOB: 1 BB: 1 P: 14	R: 0 E: 0 K: 1 S: 7	H: 0 LOB: 0 BB: 0 P: 12	R: 2 E: 0 K: 2 S: 18	H: 2 LOB: 0 BB: 0 P: 23	R: 0 E: 0 K: 0 S: 18	H: 1 LOB: 2 BB: 2 P: 27	R: 0 E: 0 K: 0 S: 7	H: 0 LOB: 2 BB: 2 P: 18	1B: 3 2B: 0 3B: 0 HR: 4	SF: 0 SAC: 0 DP: 1 HBP: 0	WP: 0 PB: 0 SB: 1 CS: 0	PA: 47
PITCHER	IP WLS BF H R ER SO BB IBB HBP BLK WP HR S P ERA WHIP	25 Lenny DiNardo, L ERA: 3.57	44 Santiago Casilla, R ERA: 4.22	Alan Embree, L ERA: 3.71	Huston Street, R ERA: 3.19	Ruddy Lugo, R ERA: 6.54	PITCHER	IP WLS BF H R ER SO BB IBB HBP BLK WP HR S P ERA WHIP	25 Lenny DiNardo, L ERA: 3.57	44 Santiago Casilla, R ERA: 4.22	Alan Embree, L ERA: 3.71	Huston Street, R ERA: 3.19	Ruddy Lugo, R ERA: 6.54											

Toronto Blue Jays @ Oakland Athletics
McAfee Coliseum, Oakland, CA
Wed Aug 29 2007, 3:35 PM EDT
Att: 16,015 - Sunny - 79 F

AB	39
R	4
H	7
RBI	4
BB	8
SO	5
LOB	17



Batter	1	2	3	4	5	6	7	8	9	10	11	AB	R	H	RBI	BB	SO	LOB	BOTTOM							
14 Mark Ellis, R OBP: 0.318, SLG: 0.421	F7				P3					K		5	0	1	0	0	1	0								
Nick Swisher, S OBP: 0.305, SLG: 0.450											K	4	1	0	0	1	2	2								
32 Jack Cust, L OBP: 0.406, SLG: 0.537											L9	4	1	1	0	0	1	0								
Shannon Stewart, R OBP: 0.348, SLG: 0.391											L9	1	0	0	0	0	0	0								
Mike Piazza, R OBP: 0.314, SLG: 0.399											F7	5	1	2	1	0	1	0								
29 Dan Johnson, L OBP: 0.345, SLG: 0.408											K	4	1	0	0	1	2	2								
Marco Scutaro, R OBP: 0.333, SLG: 0.384											F8	5	1	3	1	0	0	2								
22 Jack Hannahan, L OBP: 0.371, SLG: 0.453											2B	4	0	1	1	1	0	3								
Rob Bowen, S OBP: 0.348, SLG: 0.391											1B	2	0	1	2	2	0	0								
Jeff DaVanon, S OBP: 0.305, SLG: 0.275											1B	3	0	0	0	1	0	2								
Inning Stats	R: 2 E: 0 K: 1 S: 13	H: 3 LOB: 2 BB: 1 P: 22	R: 0 E: 0 K: 0 S: 6	H: 1 LOB: 1 BB: 1 P: 11	R: 2 E: 0 K: 0 S: 12	H: 2 LOB: 1 BB: 2 P: 23	R: 0 E: 0 K: 1 S: 9	H: 0 LOB: 0 BB: 0 P: 10	R: 0 E: 0 K: 0 S: 9	H: 1 LOB: 0 BB: 0 P: 14	R: 0 E: 0 K: 0 S: 8	H: 0 LOB: 0 BB: 0 P: 15	R: 0 E: 0 K: 0 S: 5	H: 0 LOB: 0 BB: 0 P: 6	R: 0 E: 0 K: 1 S: 6	H: 0 LOB: 0 BB: 0 P: 10	R: 0 E: 0 K: 0 S: 7	H: 0 LOB: 0 BB: 1 P: 13	R: 0 E: 0 K: 2 S: 10	H: 0 LOB: 0 BB: 0 P: 14	R: 1 E: 0 K: 1 S: 13	H: 2 LOB: 1 BB: 0 P: 22	1B: 7 2B: 2 3B: 0 HR: 0	SF: 0 SAC: 0 DP: 3 HBP: 0	WP: 0 PB: 0 SB: 0 CS: 0	PA: 43
PITCHER	IP WLS BF H R ER SO BB IBB HBP BLK WP HR S P ERA WHIP	32 Roy Halladay, R ERA: 3.87	54 Jason Frasor, R ERA: 4.07	37 Scott Downs, L ERA: 2.15	PITCHER	IP WLS BF H R ER SO BB IBB HBP BLK WP HR S P ERA WHIP	32 Roy Halladay, R ERA: 3.87	54 Jason Frasor, R ERA: 4.07	37 Scott Downs, L ERA: 2.15																	

Toronto Blue Jays @ Oakland Athletics
McAfee Coliseum, Oakland, CA
Wed Aug 29 2007, 3:35 PM EDT
Att: 16,015 - Sunny - 79 F

AB	37
R	5
H	9
RBI	5
BB	6
SO	7
LOB	11



Batter	1	2	3	4	5	6	7	8	9	AB	R	H	RBI	BB	SO	LOB	TOP					
10 Vernon Wells, R OBP: 0.309, SLG: 0.420	F9		F8		FC6-4	2B 15 G4-3 BB	K			4	1	0	0	1	1	3	Toronto Blue Jays @ Boston Red Sox Fenway Park, Boston, MA Mon Sep 03 2007, 7:05 PM EDT Att: 36,639 - Clear - 83 F					
Matt Stairs, L OBP: 0.395, SLG: 0.606	2B 15 1B		1B					2B 1B		4	2	4	2	1	0	0						
15 Alex Rios, R OBP: 0.367, SLG: 0.519	2H 1B		K					K		5	1	2	2	0	2	3						
Frank Thomas, R OBP: 0.375, SLG: 0.464	F9			G6-3				L5		5	1	1	1	0	0	3						
25 Troy Glaus, R OBP: 0.365, SLG: 0.474	K				3B 9 G4-6-3 1B	HR	2B 9 2B BB	1B		4	2	3	3	1	1	1						
35 Lyle Overbay, L OBP: 0.323, SLG: 0.414	K			G4-6-3		9 1B 2B 1B	P6	G1-3		5	1	1	0	0	1	4						
2 Aaron Hill, R OBP: 0.316, SLG: 0.432	F9				10 C6-4 1B		F7	9 2B 1B		5	0	2	0	0	1	1						
9 Gregg Zaun, S OBP: 0.319, SLG: 0.411	G5-3				F8	10 BB 2B 1B		K		5	1	2	1	0	1	1						
6 John McDonald, R OBP: 0.273, SLG: 0.332	F9				F9	10 BB 2B 1B	FC5-2-5			2	0	0	0	0	0	1						
26 Adam Lind, L OBP: 0.277, SLG: 0.386								P5		1	1	1	1	0	0	0						
Ray Olmedo, S OBP: 0.250, SLG: 0.350										1	0	0	0	0	0	2						
8 Russ Adams, L OBP: 0.267, SLG: 0.214										1	0	0	0	0	0	0						
Inning Stats	R: 1 E: 0 K: 1 S: 15	H: 2 LOB: 1 BB: 0 P: 20	R: 0 E: 0 K: 1 S: 7	H: 0 LOB: 0 BB: 0 P: 7	R: 0 E: 0 K: 1 S: 10	H: 1 LOB: 1 BB: 0 P: 11	R: 0 E: 0 K: 0 S: 10	H: 1 LOB: 0 BB: 0 P: 17	R: 0 E: 0 K: 0 S: 9	H: 1 LOB: 1 BB: 0 P: 14	R: 8 E: 0 K: 0 S: 27	H: 7 LOB: 1 BB: 2 P: 49	R: 1 E: 0 K: 1 S: 19	H: 2 LOB: 2 BB: 1 P: 28	R: 0 E: 0 K: 1 S: 11	H: 2 LOB: 2 BB: 0 P: 18	R: 0 E: 0 K: 2 S: 12	H: 0 LOB: 0 BB: 0 P: 16	1B: 12 2B: 3 3B: 0 HR: 1	SF: 0 SAC: 0 DP: 1 HBP: 0	WP: 0 PB: 0 SB: 0 CS: 0	PA: 45
PITCHER	IP WLS BF H R ER SO BB IBB HBP BLK WP HR S P ERA WHIP	18 Daisuke Matsuzaka, R ERA: 4.11	5.1 W 26 10 7 7 3 1 0 0 0 0 1 69 98 11.81 2.062	48 Javier Lopez, L ERA: 3.28	0.0 H 3 2 1 1 0 1 0 0 0 0 0 0 12 ∞	17 Manny Delcarmen, R ERA: 2.41	1.0 H 5 1 2 2 0 1 0 0 0 0 0 16 27 18.00 2.000	37 Hideki Okajima, L ERA: 1.54	1.0 H 5 2 0 0 2 0 0 0 0 0 0 14 19 0.00 2.000	50 Mike Timlin, R ERA: 3.47	0.2 H 3 1 0 0 0 0 0 0 0 0 0 5 8 0.00 1.500	PITCHER	IP WLS BF H R ER SO BB IBB HBP BLK WP HR S P ERA WHIP	58 Jonathan Papelbon, R ERA: 1.64	1.0 S 3 0 0 0 2 0 0 0 0 0 0 0 12 16 0.00 0.000							

Batter	1	2	3	4	5	6	7	8	9	AB	R	H	RBI	BB	SO	LOB	BOTTOM			
2 Jacoby Ellsbury, L OBP: 0.469, SLG: 0.571	25 HR 1B		15 1B 34 SF8 1B	34 1B 25 E BB	K	G6-3		G4-6-3		5	3	2	0	1	1	5	Toronto Blue Jays @ Boston Red Sox Fenway Park, Boston, MA Mon Sep 03 2007, 7:05 PM EDT Att: 36,639 - Clear - 83 F			
15 Dustin Pedroia, R OBP: 0.395, SLG: 0.449	25 HR 1B		34 SF8 7 SF8 1B	34 1B 25 E 1B	FC2	F9			5	3	3	2	0	0	3					
34 David Ortiz, L OBP: 0.432, SLG: 0.577	K		SF8	25 E 7 SF7 1B	F8		K		4	1	1	1	0	2	5					
25 Mike Lowell, R OBP: 0.386, SLG: 0.518	HR		IBB	E5		2B 1B	7 S 1B		4	2	3	4	1	0	1					
7 J.D. Drew, L OBP: 0.356, SLG: 0.385	G6-3		SF8	SF7		1B SH1-3 2B	1B	BB	2	1	1	2	1	0	0					
Jason Varitek, S OBP: 0.382, SLG: 0.409	K		G4-3	F9		23 FC4-6 2 BLK 1B	1B	1B	5	1	2	1	0	1	2					
Coco Crisp, S OBP: 0.331, SLG: 0.379	F9		F8		23 1B 15 FC2 2B	SH1-3	G5-3		4	0	1	1	0	0	3					
Eric Hinske, L OBP: 0.343, SLG: 0.427	G4-3		23 1B 15 1B	15 FC2 23 1B	HBP	23 FC4-6 BB		F8	2	1	1	0	1	0	0					
20 Kevin Youkilis, R OBP: 0.391, SLG: 0.457									1	0	0	0	0	0	0					
23 Julio Lugo, R OBP: 0.296, SLG: 0.348	P3			2B 15 1B	15 FC2 1B	FC4-6 2 BLK	G4-6-3 BB		4	1	2	0	1	0	2					
Inning Stats	R: 3 E: 0 K: 2 S: 17	H: 3 LOB: 0 BB: 0 P: 25	R: 0 E: 0 K: 0 S: 8	H: 0 LOB: 0 BB: 0 P: 11	R: 2 E: 0 K: 0 S: 10	H: 2 LOB: 1 BB: 1 P: 15	R: 5 E: 1 K: 0 S: 22	H: 4 LOB: 1 BB: 1 P: 38	R: 0 E: 0 K: 1 S: 14	H: 2 LOB: 3 BB: 0 P: 19	R: 3 E: 0 K: 0 S: 12	H: 3 LOB: 1 BB: 1 P: 19	R: 0 E: 0 K: 1 S: 17	H: 2 LOB: 3 BB: 1 P: 29	R: 0 E: 0 K: 0 S: 8	H: 0 LOB: 0 BB: 1 P: 14	1B: 12 2B: 3 3B: 0 HR: 1	SF: 3 SAC: 1 DP: 1 HBP: 1	WP: 0 PB: 0 SB: 1 CS: 0	PA: 46
PITCHER	IP WLS BF H R ER SO BB IBB HBP BLK WP HR S P ERA WHIP	51 Jesse Litsch, R ERA: 4.03	3.1 L 18 7 7 7 2 0 1 0 0 0 0 12 23 13.50 4.500	Joe Kennedy, L ERA: 4.93	0.2 6 2 3 1 0 1 0 0 0 0 0 0 12 23 13.50 4.500	Josh Towers, R ERA: 5.4	1.0 9 5 3 3 1 0 0 1 0 0 0 19 26 27.00 5.000	54 Jason Frasor, R ERA: 3.93	1.2 7 1 0 0 1 1 0 0 1 0 0 16 28 0.00 1.200	56 Brian Tallet, L ERA: 3.69	1.1 6 1 0 0 0 2 0 0 0 0 0 16 27 0.00 2.250	PITCHER	IP WLS BF H R ER SO BB IBB HBP BLK WP HR S P ERA WHIP							

Batter	1	2	3	4	5	6	7	8	9	AB	R	H	RBI	BB	SO	LOB	TOP			
10 Vernon Wells, R OBP: 0.307, SLG: 0.417	G5-3		K		P2			G5-3		4	0	0	0	0	1	3	Toronto Blue Jays @ Boston Red Sox Fenway Park, Boston, MA Tue Sep 04 2007, 7:05 PM EDT Att: 36,839 - Cloudy - 73 F			
Matt Stairs, L OBP: 0.384, SLG: 0.611	K		G6-3					F7		4	1	1	3	0	1	1				
15 Alex Rios, R OBP: 0.366, SLG: 0.517					G4-3			K		4	0	1	0	0	1	0				
Frank Thomas, R OBP: 0.374, SLG: 0.463	F7				K			F9		4	0	1	0	0	1	1				
25 Troy Glaus, R OBP: 0.364, SLG: 0.470	K							G4-3		3	0	0	0	1	2	1				
35 Lyle Overbay, L OBP: 0.326, SLG: 0.410	E6				F8			K		4	0	0	0	0	1	2				
2 Aaron Hill, R OBP: 0.316, SLG: 0.431	G5-4-3							G6-3		3	1	1	0	0	0	1				
9 Gregg Zaun, S OBP: 0.316, SLG: 0.407			G5-3		K			P5		3	0	0	0	0	1	1				
6 John McDonald, R OBP: 0.278, SLG: 0.333								P6		2	1	1	0	1	0	0				
Inning Stats	R: 0 E: 0 K: 1 S: 7	H: 1 LOB: 1 BB: 0 P: 12	R: 0 E: 1 K: 1 S: 9	H: 0 LOB: 0 BB: 0 P: 13	R: 0 E: 0 K: 1 S: 12	H: 1 LOB: 1 BB: 0 P: 20	R: 0 E: 0 K: 1 S: 7	H: 0 LOB: 1 BB: 1 P: 16	R: 3 E: 0 K: 1 S: 14	H: 2 LOB: 0 BB: 1 P: 23	R: 0 E: 0 K: 1 S: 10	H: 1 LOB: 0 BB: 0 P: 13	R: 0 E: 0 K: 1 S: 6	H: 0 LOB: 0 BB: 0 P: 10	R: 0 E: 0 K: 1 S: 7	H: 0 LOB: 0 BB: 0 P: 9		1B: 4 2B: 0 3B: 0 HR: 1	SF: 0 SAC: 0 DP: 2 HBP: 0	WP: 0 PB: 0 SB: 1 CS: 0
PITCHER	IP WLS BF H R ER SO BB IBB HBP BLK WP HR S P ERA WHIP	8.0 W 30 5 3 3 7 2 0 0 0 0 1 72 117 3.38 0.875	1.0 S 3 0 0 0 1 0 0 0 0 0 0 7 9 0.00 0.000	PITCHER										IP WLS BF H R ER SO BB IBB HBP BLK WP HR S P ERA WHIP						

Batter	1	2	3	4	5	6	7	8	9	AB	R	H	RBI	BB	SO	LOB	BOTTOM			
23 Julio Lugo, R OBP: 0.296, SLG: 0.349	G5-3		K					K		4	1	1	0	0	2	2	Toronto Blue Jays @ Boston Red Sox Fenway Park, Boston, MA Tue Sep 04 2007, 7:05 PM EDT Att: 36,839 - Cloudy - 73 F			
15 Dustin Pedroia, R OBP: 0.396, SLG: 0.451			F8					P3		4	0	2	1	0	0	1				
34 David Ortiz, L OBP: 0.431, SLG: 0.574	F9							F9		3	0	0	0	1	0	2				
25 Mike Lowell, R OBP: 0.383, SLG: 0.514	K		F8					G6-3		4	0	0	0	0	1	3				
7 J.D. Drew, L OBP: 0.357, SLG: 0.384								G4-3		3	1	1	0	1	0	0				
20 Kevin Youkilis, R OBP: 0.392, SLG: 0.463	F9							K		4	1	2	1	0	1	1				
Jason Varitek, S OBP: 0.358, SLG: 0.404	K							K		4	0	0	0	0	3	3				
Coco Crisp, S OBP: 0.328, SLG: 0.376	G4-3							F9		4	1	0	1	0	0	2				
2 Jacoby Ellsbury, L OBP: 0.514, SLG: 0.774										3	1	3	2	0	0	0				
Inning Stats	R: 0 E: 0 K: 1 S: 9	H: 1 LOB: 1 BB: 0 P: 14	R: 0 E: 0 K: 1 S: 11	H: 1 LOB: 0 BB: 0 P: 15	R: 0 E: 0 K: 1 S: 9	H: 1 LOB: 2 BB: 1 P: 19	R: 4 E: 0 K: 1 S: 13	H: 4 LOB: 1 BB: 1 P: 25	R: 0 E: 0 K: 2 S: 12	H: 1 LOB: 0 BB: 0 P: 19	R: 0 E: 0 K: 0 S: 8	H: 0 LOB: 0 BB: 0 P: 12	R: 1 E: 0 K: 0 S: 7	H: 1 LOB: 0 BB: 0 P: 10	R: 0 E: 0 K: 0 S: 7	H: 1 LOB: 0 BB: 0 P: 10		1B: 4 2B: 2 3B: 1 HR: 2	SF: 0 SAC: 0 DP: 0 HBP: 0	WP: 0 PB: 0 SB: 1 CS: 0
PITCHER	IP WLS BF H R ER SO BB IBB HBP BLK WP HR S P ERA WHIP	8.0 L 35 9 5 5 7 1 1 0 0 0 2 75 126 5.62 1.250	PITCHER										IP WLS BF H R ER SO BB IBB HBP BLK WP HR S P ERA WHIP							

Batter	1	2	3	4	5	6	7	8	9	AB R H RBI BB SO LOB	TOP									
10 Vernon Wells, R OBP: 0.309, SLG: 0.424	G6-3		F8				G4-6-3		HR	5 2 3 2 0 0 0	Toronto Blue Jays @ Boston Red Sox Fenway Park, Boston, MA Wed Sep 05 2007, 7:05 PM EDT Att: 37,106 - Partly Cloudy - 63 F AB 36 R 6 H 11 RBI 6 BB 1 SO 4 LOB 16									
Matt Stairs, L OBP: 0.381, SLG: 0.604	F7		G4-3				G4-6-3		P2	5 1 1 1 0 0 2										
7 Curtis Thigpen, R OBP: 0.292, SLG: 0.258										0 0 0 0 0 0 0										
15 Alex Rios, R OBP: 0.366, SLG: 0.518	P4						G6-3		K	5 0 2 1 0 1 1										
Frank Thomas, R OBP: 0.375, SLG: 0.463										4 0 2 1 0 0 1										
25 Troy Glaus, R OBP: 0.365, SLG: 0.479										4 1 2 1 0 0 3										
35 Lyle Overbay, L OBP: 0.324, SLG: 0.406										4 0 0 0 0 1 3										
2 Aaron Hill, R OBP: 0.314, SLG: 0.428										4 0 0 0 0 1 2										
9 Gregg Zaun, S OBP: 0.322, SLG: 0.411										2 1 1 0 1 1 2										
8 Russ Adams, L OBP: 0.297, SLG: 0.214										0 1 0 0 0 0 0										
Reed Johnson, R OBP: 0.304, SLG: 0.335										0 0 0 0 0 0 0										
6 John McDonald, R OBP: 0.275, SLG: 0.330										3 0 0 0 0 0 2										
Inning Stats	R: 0 H: 0 E: 0 K: 0 S: 6	H: 0 LOB: 0 BB: 0 P: 9	R: 0 H: 2 E: 0 K: 1 S: 12	H: 2 LOB: 2 BB: 0 P: 16	R: 0 H: 0 E: 0 K: 0 S: 8	H: 0 LOB: 0 BB: 0 P: 11	R: 0 H: 1 E: 0 K: 1 S: 10	H: 1 LOB: 1 BB: 0 P: 16	R: 3 H: 4 E: 0 K: 0 S: 19	H: 4 LOB: 2 BB: 1 P: 28	R: 0 H: 1 E: 0 K: 0 S: 8	H: 1 LOB: 1 BB: 0 P: 10	R: 0 H: 1 E: 0 K: 1 S: 8	H: 1 LOB: 0 BB: 0 P: 14	R: 2 H: 1 E: 0 K: 1 S: 10	H: 1 LOB: 1 BB: 0 P: 16	1B: 7 2B: 2 3B: 0 HR: 2	SF: 0 SAC: 1 DP: 1 HBP: 1	WP: 0 PB: 0 SB: 0 CS: 0	PA: 39
PITCHER	IP WLS BF H R ER SO BB IBB HBP BLK WP HR S P ERA WHIP											IP WLS BF H R ER SO BB IBB HBP BLK WP HR S P ERA WHIP								
38 Curt Schilling, R ERA: 4.04	6.0 0 27 8 3 3 2 1 0 0 0 0 0 0 63 90 4.50 1.500																			
41 Bryan Corey, R ERA:	1.0 H 3 1 0 0 0 0 0 0 0 0 0 0 7 8 0.00 1.000																			
17 Manny Delcarmen, R ERA: 2.6	1.0 B 4 1 1 1 1 0 0 0 0 0 1 8 14 9.00 1.000																			
37 Hideki Okajima, L ERA: 1.79	1.0 L 5 1 2 2 1 0 0 0 1 0 0 1 10 16 18.00 1.000																			

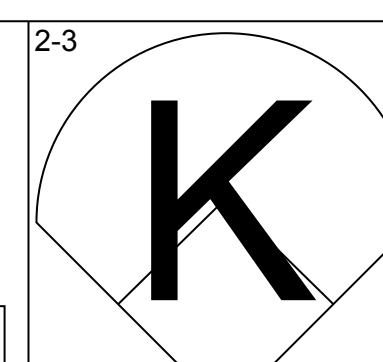
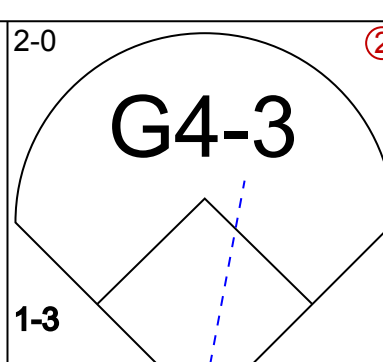
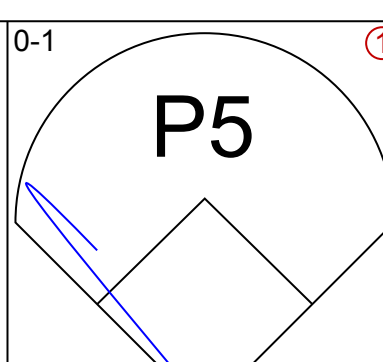
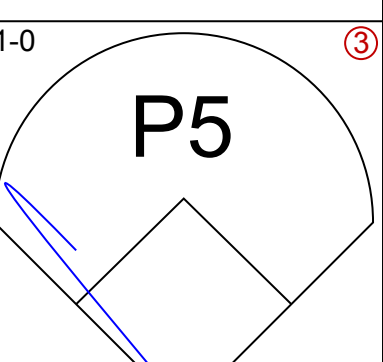
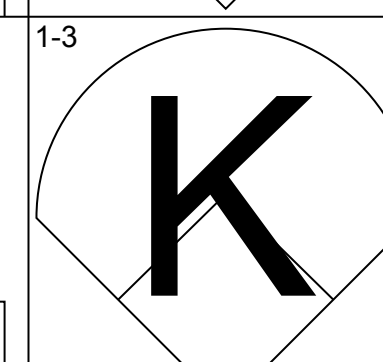
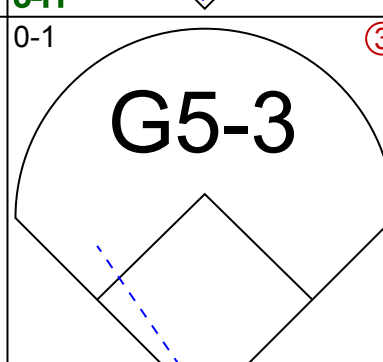
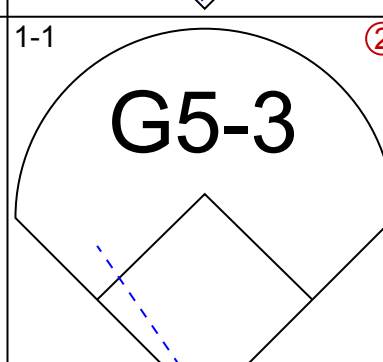
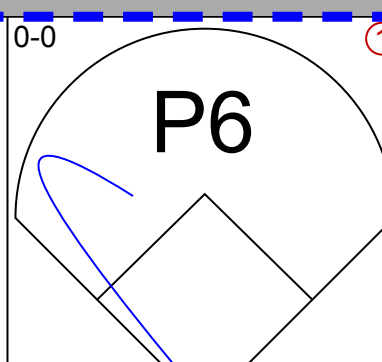
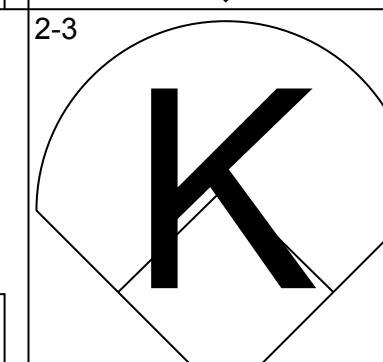
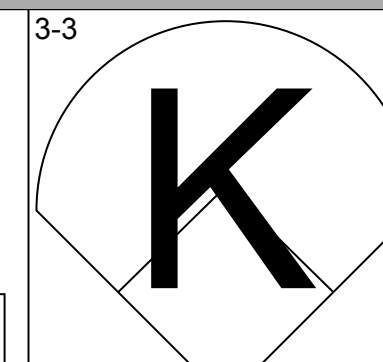
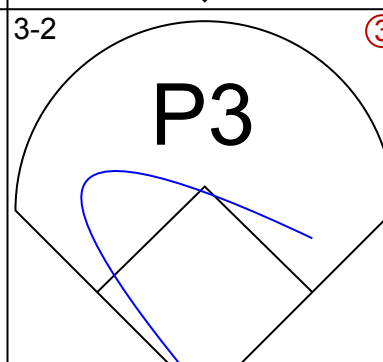
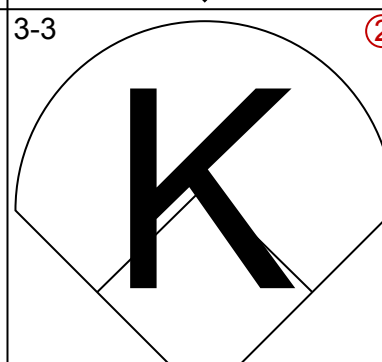
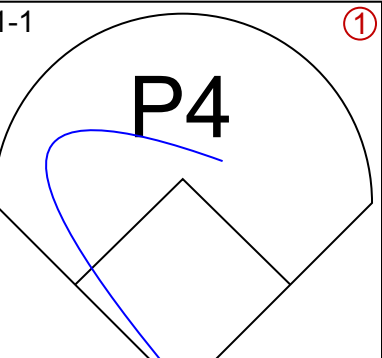
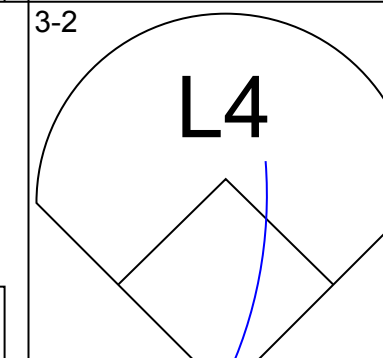
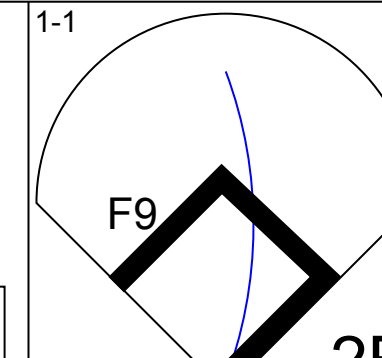
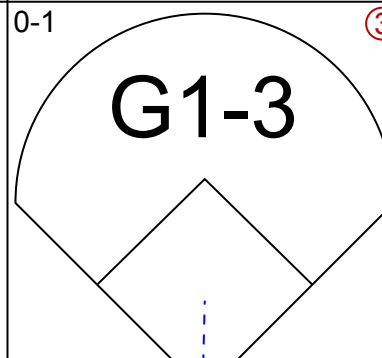
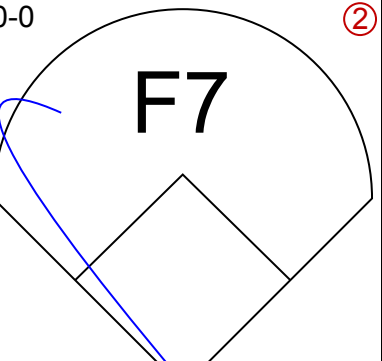
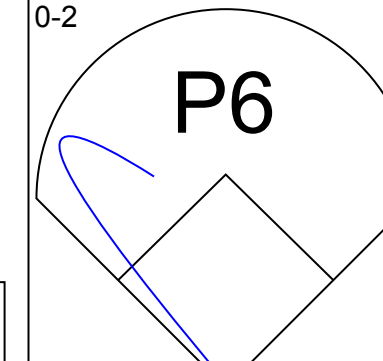
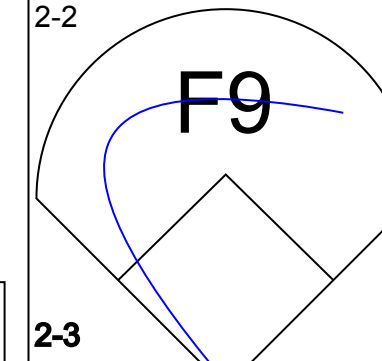
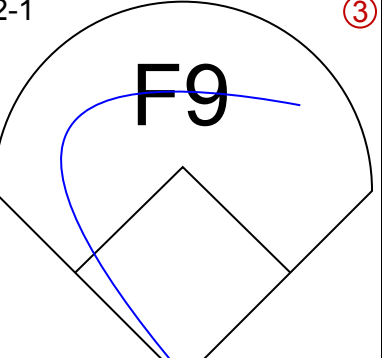
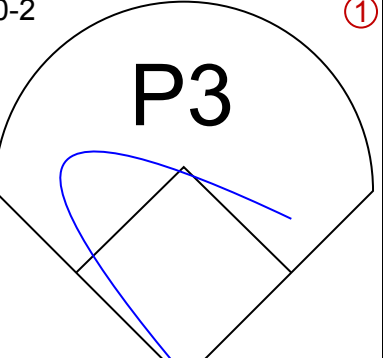
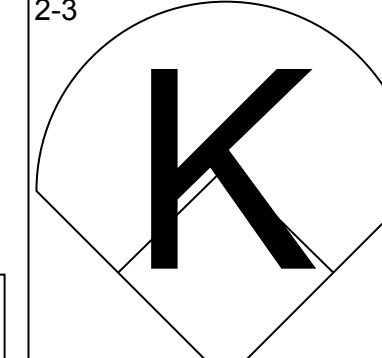
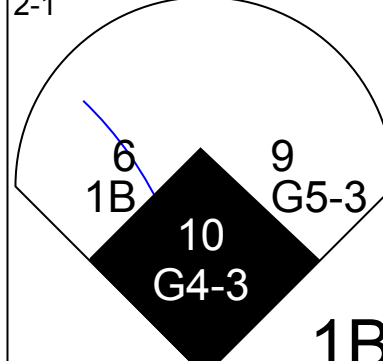
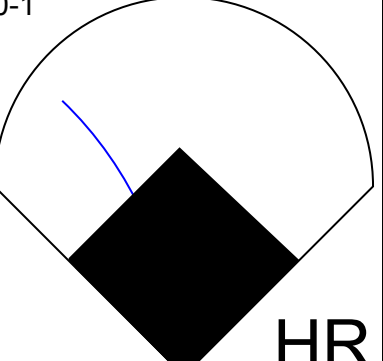
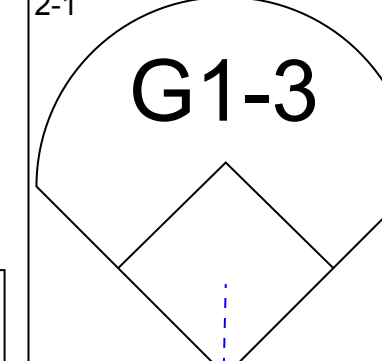
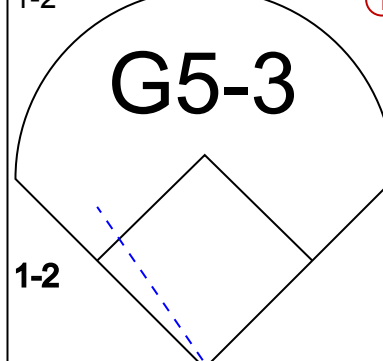
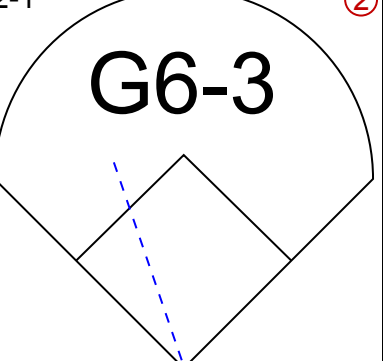
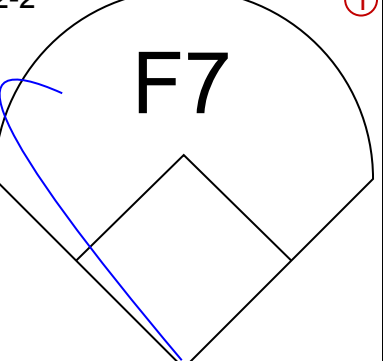
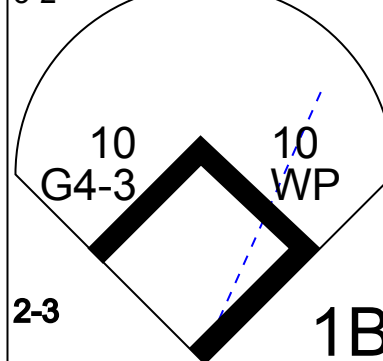
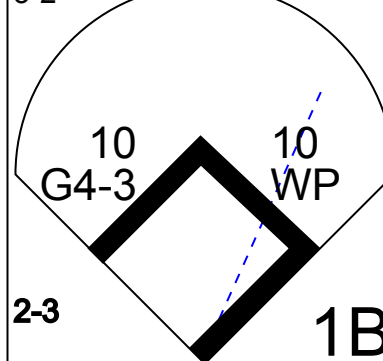
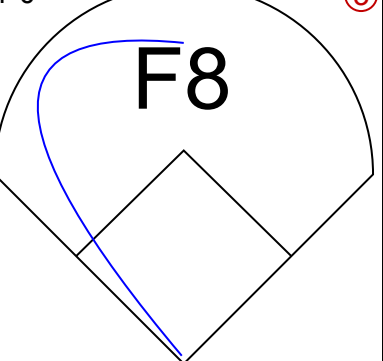
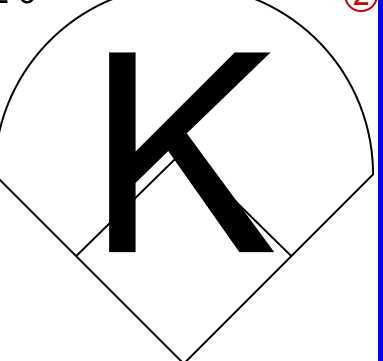
Batter	1	2	3	4	5	6	7	8	9	AB R H RBI BB SO LOB	BOTTOM											
23 Julio Lugo, R OBP: 0.297, SLG: 0.348	G4-3		F8				G6-3			4 0 1 0 1 0 1	Toronto Blue Jays @ Boston Red Sox Fenway Park, Boston, MA Wed Sep 05 2007, 7:05 PM EDT Att: 37,106 - Partly Cloudy - 63 F AB 32 R 4 H 9 RBI 4 BB 5 SO 4 LOB 20											
2 Jacoby Ellsbury, L OBP: 0.475, SLG: 0.743	2B		G4-3				P5		F8	4 1 1 1 0 0 1												
34 David Ortiz, L OBP: 0.432, SLG: 0.573	BB								G5-3	4 0 2 0 1 0 2												
25 Mike Lowell, R OBP: 0.383, SLG: 0.512	1B								P3	4 0 1 0 1 0 0												
7 J.D. Drew, L OBP: 0.354, SLG: 0.381	FC4-6									4 0 0 1 0 1 5												
20 Kevin Youkilis, R OBP: 0.391, SLG: 0.461	K									3 1 0 0 0 2 5												
Jason Varitek, S OBP: 0.364, SLG: 0.415										2 2 2 2 2 0 0												
Coco Crisp, S OBP: 0.330, SLG: 0.380										3 0 2 0 0 0 1												
13 Alex Cora, L OBP: 0.298, SLG: 0.378										4 0 0 0 0 1 5												
Inning Stats	R: 1 H: 2 E: 0 K: 1 S: 16	H: 2 LOB: 2 BB: 1 P: 28	R: 0 H: 0 E: 0 K: 0 S: 6	H: 0 LOB: 1 BB: 1 P: 10	R: 0 H: 1 E: 0 K: 0 S: 7	H: 1 LOB: 0 BB: 0 P: 13	R: 0 H: 0 E: 0 K: 0 S: 10	H: 0 LOB: 0 BB: 0 P: 13	R: 1 H: 2 E: 0 K: 1 S: 14	H: 2 LOB: 1 BB: 1 P: 25		R: 2 H: 2 E: 0 K: 0 S: 14	H: 2 LOB: 1 BB: 0 P: 21	R: 0 H: 1 E: 0 K: 2 S: 13	H: 1 LOB: 3 BB: 2 P: 24	R: 0 H: 1 E: 0 K: 0 S: 9	H: 1 LOB: 0 BB: 0 P: 12	R: 0 H: 0 E: 0 K: 0 S: 8	H: 0 LOB: 0 BB: 0 P: 13	1B: 6 2B: 3 3B: 0 HR: 1	SF: 1 SAC: 1 DP: 1 HBP: 1	WP: 1 PB: 0 SB: 0 CS: 0
PITCHER	IP WLS BF H R ER SO BB IBB HBP BLK WP HR S P ERA WHIP											IP WLS BF H R ER SO BB IBB HBP BLK WP HR S P ERA WHIP										
28 Shaun Marcum, R ERA: 3.74	5.0 0 21 5 2 2 2 3 0 0 0 0 0 1 14 21 3.60 1.600																					
40 Brian Wolfe, R ERA: 2.02	1.0 B 6 2 2 2 0 0 0 0 1 0 0 1 14 21 18.00 2.000																					
22 Brandon League, R ERA: 6.75	0.0 0 1 0 0 0 0 1 0 0 0 0 0 0 4 ∞ ∞																					
37 Scott Downs, L ERA: 2.47	0.1 2 1 0 0 0 0 0 0 0 0 0 0 5 5 0.00 3.000																					
44 Casey Janssen, R ERA: 2.28	1.0 5 1 0 0 2 1 0 0 0 0 1 0 13 22 0.00 2.000																					

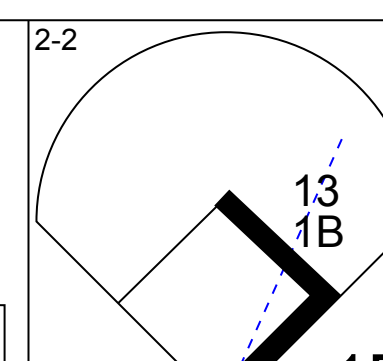
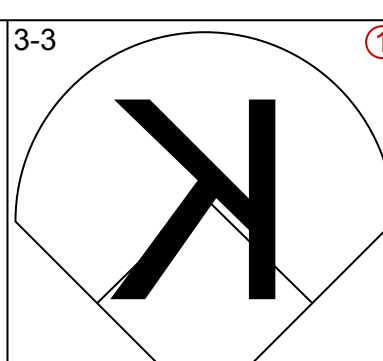
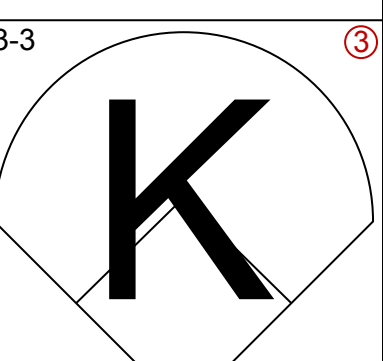
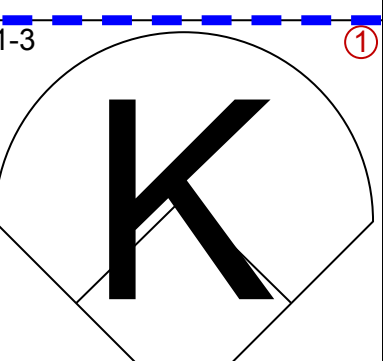
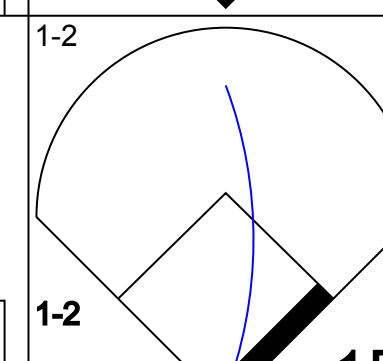
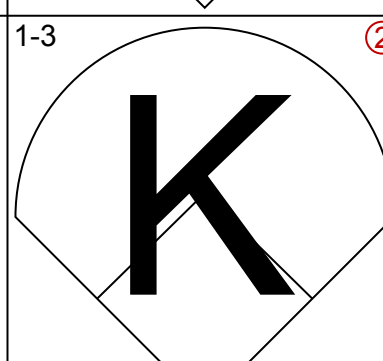
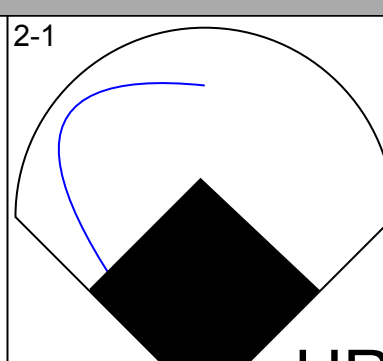
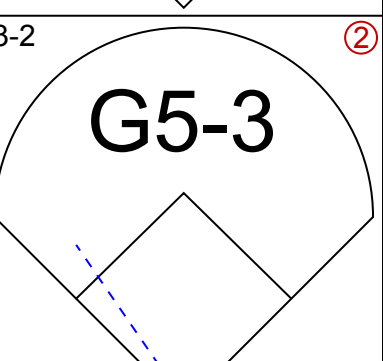
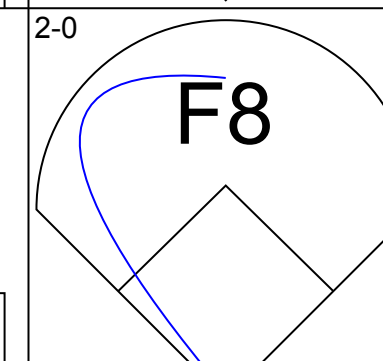
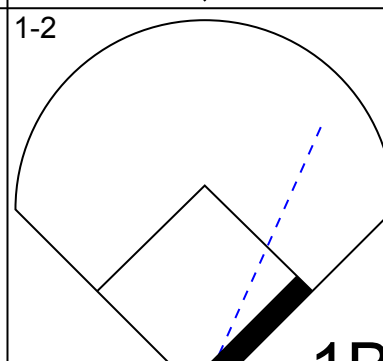
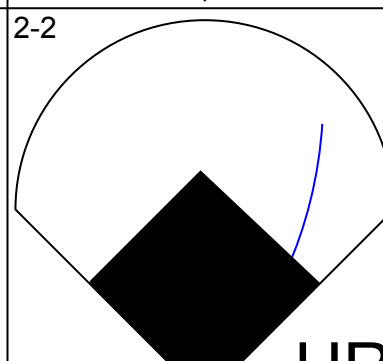
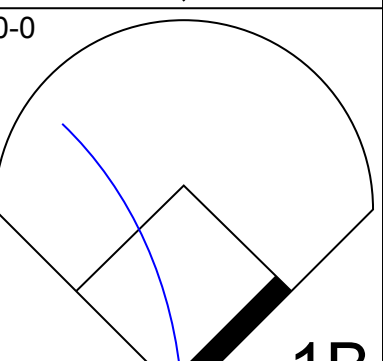
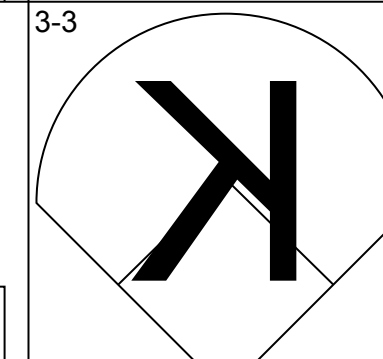
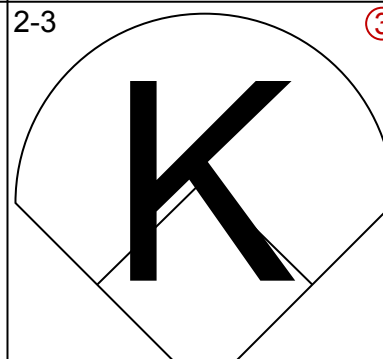
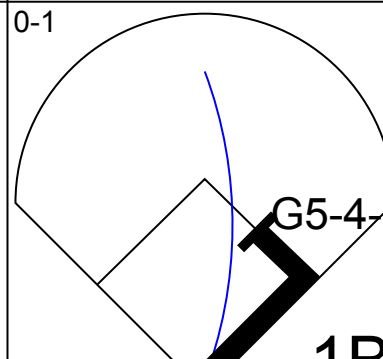
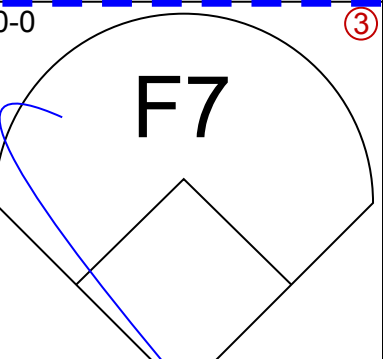
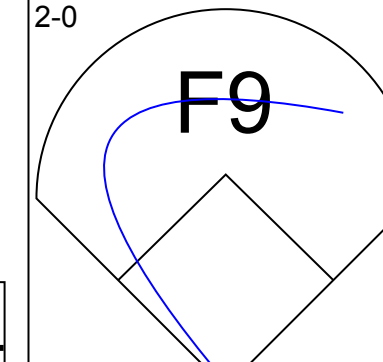
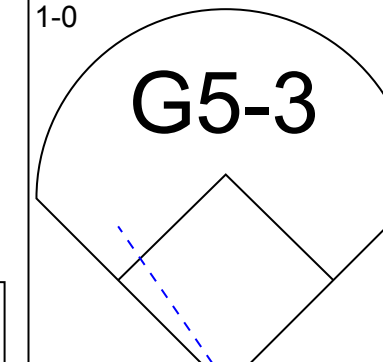
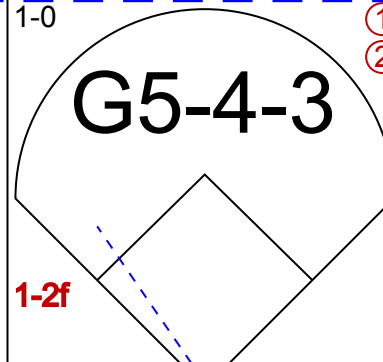

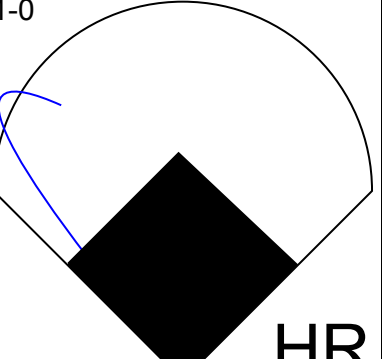
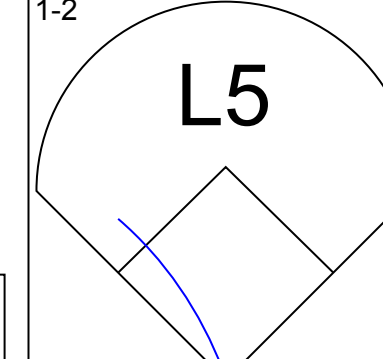
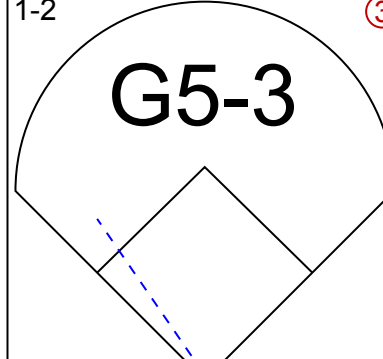


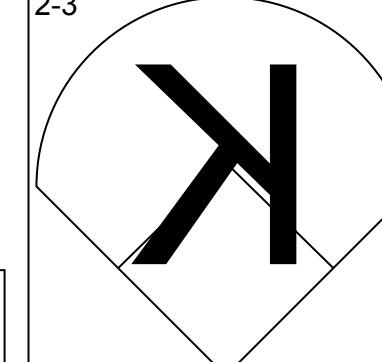

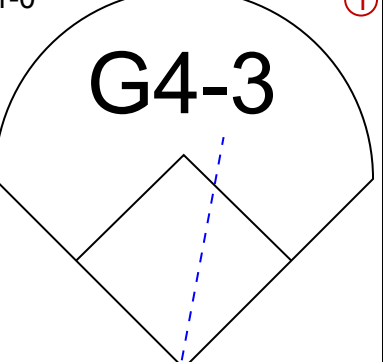
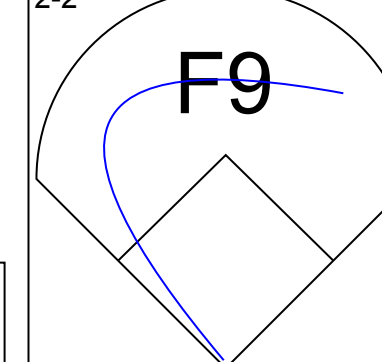

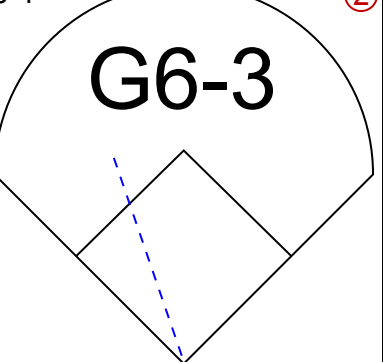
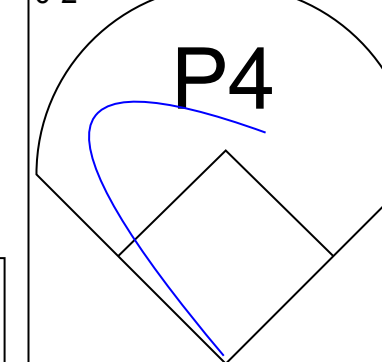
Batter	1	2	3	4	5	6	7	8	9	AB R H RBI BB SO LOB	TOP											
10 Vernon Wells, R (1, 8) OBP: 0.310, SLG: 0.423	F9		K			1B			P3	4 0 1 1 1 1 0	Toronto Blue Jays @ Tampa Bay Devil Rays Tropicana Field, St. Petersburg, FL Fri Sep 07 2007, 7:10 PM EDT Att: 18,617 - Dome - 72 F livebaseballscorecards.com											
Matt Stairs, L (1, 7) OBP: 0.384, SLG: 0.603 Reed Johnson, R (9, 7) OBP: 0.304, SLG: 0.335	BB			F8	1B	1B			L8	4 0 2 2 1 0 0 0 0 0 0 0 0 0												
15 Alex Rios, R (1, 9) OBP: 0.364, SLG: 0.514	K			K	L4				G5-3	4 0 0 0 0 2 3												
Frank Thomas, R (1, 10) OBP: 0.372, SLG: 0.459	K			F7		F9			G6-3	4 0 0 0 0 1 1												
25 Troy Glaus, R (1, 5) OBP: 0.364, SLG: 0.475		L8			K	2B 9 HR			P4	3 1 0 0 1 1 0												
35 Lyle Overbay, L (1, 3) OBP: 0.321, SLG: 0.402		G4-3			F7	L4			G3-1	4 0 0 0 0 0 1												
2 Aaron Hill, R (1, 4) OBP: 0.315, SLG: 0.429		L3			9 WP 6 1B	9 HR 1B			G6-3	4 2 2 0 0 0 0												
9 Gregg Zaun, S (1, 2) OBP: 0.324, SLG: 0.421			G4-3		4-0 6 1B	3-2 2 HR			K	3 2 1 3 1 1 0												
6 John McDonald, R (1, 6) OBP: 0.278, SLG: 0.336			K2-3		1-2 10 1B	1-2 1B			G4-3	4 2 2 1 0 1 0												
Inning Stats	R: 0 E: 0 K: 2 S: 15	H: 0 LOB: 1 BB: 1 P: 20	R: 0 E: 0 K: 0 S: 7	H: 0 LOB: 0 BB: 0 P: 9	R: 0 E: 0 K: 2 S: 10	H: 0 LOB: 0 BB: 0 P: 14	R: 0 E: 0 K: 1 S: 5	H: 0 LOB: 0 BB: 0 P: 6	R: 3 E: 0 K: 1 S: 17	H: 4 LOB: 2 BB: 1 P: 32	R: 4 E: 0 K: 0 S: 16	H: 4 LOB: 2 BB: 2 P: 33	R: 0 E: 0 K: 0 S: 7	H: 0 LOB: 0 BB: 0 P: 12	R: 0 E: 0 K: 1 S: 9	H: 0 LOB: 0 BB: 0 P: 17	R: 0 E: 0 K: 0 S: 7	H: 0 LOB: 0 BB: 0 P: 12	1B: 6 2B: 1 3B: 0 HR: 1	SF: 0 SAC: 0 DP: 0 HBP: 0	WP: 1 PB: 0 CS: 0	PA: 38
PITCHER	IP WLS BF H R ER SO BB IBB HBP BLK WP HR S P ERA WHIP											PITCHER	IP WLS BF H R ER SO BB IBB HBP BLK WP HR S P ERA WHIP									
36 Edwin Jackson, R (1, 1) ERA: 6.0	5.2 L 27 7 7 7 6 3 0 0 0 0 1 1 65 104 11.12 1.765																					
Scott Dohmann, R (6, 1) ERA: 2.25	0.1 2 1 0 0 0 1 0 0 0 0 0 0 5 10 0.00 6.000																					
47 Gary Glover, R (7, 1) ERA: 5.37	1.0 3 0 0 0 0 0 0 0 0 0 0 0 7 12 0.00 0.000																					
Jay Witasick, R (8, 1) ERA: 5.72	1.0 3 0 0 0 1 0 0 0 0 0 0 0 9 17 0.00 0.000																					
Brian Stokes, R (9, 1) ERA: 7.16	1.0 3 0 0 0 0 0 0 0 0 0 0 0 7 12 0.00 0.000																					

Batter	1	2	3	4	5	6	7	8	9	AB R H RBI BB SO LOB	BOTTOM											
1 Akinori Iwamura, L (1, 5) OBP: 0.363, SLG: 0.417	K		G4-3			13 1B 23 WP			F8	4 1 1 0 0 1 0	Toronto Blue Jays @ Tampa Bay Devil Rays Tropicana Field, St. Petersburg, FL Fri Sep 07 2007, 7:10 PM EDT Att: 18,617 - Dome - 72 F livebaseballscorecards.com											
13 Carl Crawford, L (1, 7) OBP: 0.356, SLG: 0.466	F7		F7			23 WP 23 S 2 SF9			K	4 1 1 0 0 1 0												
23 Carlos Pena, L (1, 3) OBP: 0.396, SLG: 0.609	K			F8		K			F8	4 0 0 0 0 2 1												
2 B.J. Upton, R (1, 8) OBP: 0.397, SLG: 0.537		P3		G3-1		SF9			K	3 0 0 1 0 1 0												
Delmon Young, R (1, 9) OBP: 0.323, SLG: 0.413		31 BB 1B		G5-3		K			F8	4 0 1 0 0 1 0												
Brendan Harris, R (1, 4) OBP: 0.344, SLG: 0.417		K			G4-3				K	3 0 0 0 0 2 1												
31 Jonny Gomes, R (1, 10) OBP: 0.323, SLG: 0.472					K				K	2 0 0 0 1 2 0												
Josh Wilson, R (1, 6) OBP: 0.314, SLG: 0.373		BB			G1-3				K	3 0 1 0 0 1 2												
Josh Paul, R (1, 2) OBP: 0.236, SLG: 0.250			G5-3			K			K	3 0 0 0 0 2 1												
Inning Stats	R: 0 E: 0 K: 2 S: 8	H: 0 LOB: 0 BB: 0 P: 12	R: 0 E: 0 K: 1 S: 11	H: 1 LOB: 2 BB: 1 P: 17	R: 0 E: 0 K: 0 S: 9	H: 0 LOB: 0 BB: 0 P: 10	R: 0 E: 0 K: 0 S: 5	H: 0 LOB: 0 BB: 0 P: 10	R: 0 E: 0 K: 2 S: 12	H: 1 LOB: 1 BB: 0 P: 17	R: 2 E: 0 K: 2 S: 11	H: 2 LOB: 0 BB: 0 P: 18	R: 0 E: 0 K: 3 S: 9	H: 0 LOB: 0 BB: 0 P: 10	R: 0 E: 0 K: 2 S: 8	H: 0 LOB: 0 BB: 0 P: 16	R: 0 E: 0 K: 1 S: 8	H: 0 LOB: 0 BB: 0 P: 12	1B: 4 2B: 0 3B: 0 HR: 0	SF: 1 SAC: 0 DP: 0 HBP: 0	WP: 1 PB: 0 CS: 0	PA: 32
PITCHER	IP WLS BF H R ER SO BB IBB HBP BLK WP HR S P ERA WHIP											PITCHER	IP WLS BF H R ER SO BB IBB HBP BLK WP HR S P ERA WHIP									
29 Dustin McGowan, R (1, 1) ERA: 3.9	8.0 W 29 4 2 2 12 1 0 0 0 0 1 0 73 110 2.25 0.625																					
54 Jason Frasor, R (9, 1) ERA: 3.96	1.0 3 0 0 0 1 0 0 0 0 0 0 0 8 12 0.00 0.000																					

Batter	1	2	3	4	5	6	7	8	9	AB R H RBI BB SO LOB	TOP											
10 Vernon Wells, R OBP: 0.309, SLG: 0.421	1-1 P3		0-0 L8		1-0 P3		0-0 15 BB		2-2 F8	5 0 1 1 0 0 1	Toronto Blue Jays @ Tampa Bay Devil Rays Tropicana Field, St. Petersburg, FL Sat Sep 08 2007, 7:10 PM EDT Att: 19,822 - Dome - 72 F livebaseballscorecards.com											
Matt Stairs, L OBP: 0.386, SLG: 0.603 Reed Johnson, R OBP: 0.304, SLG: 0.335	1-0 1B			3-2 G1-3		2-1 15 HR	1-2 SF7			3 1 2 1 0 0 0 0 0 0 0 0 0 0												
15 Alex Rios, R OBP: 0.365, SLG: 0.519	2-2 L1			0-2 G5-3		1-2 1-H HR	4-2 BB			3 1 1 2 1 0 0												
Frank Thomas, R OBP: 0.372, SLG: 0.459		0-2 G6-3		0-1 2B		3-2 F7	2-2 F9			4 0 1 0 0 0 2												
25 Troy Glaus, R OBP: 0.367, SLG: 0.475		2-2 35 FC3-6 1B		4-2 BB		2-3 K	4-0 35 G6-4-3 BB			2 0 1 0 2 1 0												
35 Lyle Overbay, L OBP: 0.318, SLG: 0.398		2-2 FC3-6 2 FC6-4 1-2f		0-0 G4-3		2-0 F8	0-1 G6-4-3 1-2f			4 0 0 0 0 0 4												
2 Aaron Hill, R OBP: 0.316, SLG: 0.428		0-1 FC6-4 1-2f			4-2 BB		1-2 SH3-4 9 1B 10 1B	2-3 K		3 1 1 0 1 1 1												
9 Gregg Zaun, S OBP: 0.323, SLG: 0.418			2-2 F7		2-1 F7		0-0 10 1B 6 SH3-4	1-2 SF7 1B	2-3 K	4 1 1 0 0 1 1												
6 John McDonald, R OBP: 0.275, SLG: 0.332			2-1 F9		1-2 F9		0-0 SH3-4 1-2 2-3		0-2 K	3 0 0 0 0 1 1												
Inning Stats	R: 0 E: 0 K: 0 S: 6	H: 1 LOB: 0 BB: 0 P: 10	R: 0 E: 0 K: 0 S: 11	H: 1 LOB: 1 BB: 0 P: 15	R: 0 E: 0 K: 0 S: 6	H: 0 LOB: 0 BB: 0 P: 10	R: 0 E: 0 K: 0 S: 13	H: 1 LOB: 2 BB: 1 P: 20	R: 0 E: 0 K: 1 S: 10	H: 0 LOB: 1 BB: 1 P: 18	R: 2 E: 0 K: 1 S: 16	H: 2 LOB: 0 BB: 0 P: 26	R: 2 E: 0 K: 0 S: 14	H: 3 LOB: 2 BB: 1 P: 22	R: 0 E: 0 K: 1 S: 8	H: 0 LOB: 0 BB: 1 P: 14	R: 0 E: 0 K: 2 S: 10	H: 0 LOB: 0 BB: 0 P: 14	1B: 6 2B: 1 3B: 0 HR: 1	SF: 1 SAC: 1 DP: 1 HBP: 0	WP: 0 PB: 0 SB: 0 CS: 0	PA: 37
PITCHER	IP WLS BF H R ER SO BB IBB HBP BLK WP HR S P ERA WHIP											IP WLS BF H R ER SO BB IBB HBP BLK WP HR S P ERA WHIP										
49 Jason Hammel, R ERA: 6.57	(1, 1) 6.0 24 5 2 2 1 2 0 0 0 0 1 62 99 3.00 1.167																					
Grant Balfour, R ERA: 5.23	(7, 1) 1.0 7 3 2 2 0 1 0 0 0 0 0 14 22 18.00 4.000																					
47 Gary Glover, R ERA: 5.29	(8, 1) 1.0 3 0 0 0 1 1 0 0 0 0 0 8 14 0.00 1.000																					
28 Al Reyes, R ERA: 4.78	(9, 1) 1.0 W 3 0 0 0 2 0 0 0 0 0 0 10 14 0.00 0.000																					

Batter	1	2	3	4	5	6	7	8	9	AB R H RBI BB SO LOB	BOTTOM							
1 Akinori Iwamura, L OBP: 0.360, SLG: 0.413	2-3 K		1-1 G6-3			0-3 K		1-3 K		4 0 0 0 0 3 0	Toronto Blue Jays @ Tampa Bay Devil Rays Tropicana Field, St. Petersburg, FL Sat Sep 08 2007, 7:10 PM EDT Att: 19,822 - Dome - 72 F livebaseballscorecards.com							
13 Carl Crawford, L OBP: 0.355, SLG: 0.465	0-1 P6		0-0 F7			0-1 23 E 23 S 1B			1-1 E6 23 G3-1 23 DI HR	4 1 1 0 0 0 0								
23 Carlos Pena, L OBP: 0.397, SLG: 0.606	4-2 1B BB		3-3 K			2-2 G6-4-3 HBP			2-1 G3-1	2 0 0 0 1 1 1								
Delmon Young, R OBP: 0.324, SLG: 0.418	0-2 1B		0-1 G5-3			1-2 G6-4-3 1-2f			0-0 HR	4 1 2 2 0 0 2								
Brendan Harris, R OBP: 0.341, SLG: 0.414	0-0 F9		1-2 G6-3			0-0 P5			1-1 G6-3	4 0 0 0 0 0 2								
31 Jonny Gomes, R OBP: 0.322, SLG: 0.467		1-3 K		1-2 K		3-2 G5-3			4-1 2 HR BB	3 1 0 0 1 2 0								
Greg Norton, S OBP: 0.344, SLG: 0.305 2 B.J. Upton, R OBP: 0.399, SLG: 0.546		3-2 K			3-3 K	2-1 F7			0-0 HR	3 0 0 0 0 2 0 1 1 1 2 0 0 0								
30 Dioner Navarro, S OBP: 0.280, SLG: 0.352		3-1 HR			2-1 G3-1				0-1 P6	3 1 1 1 0 0 0								
Josh Wilson, R OBP: 0.310, SLG: 0.368		2-2 P3			3-2 F8				1-2 G1-3	3 0 0 0 0 0 0								
Inning Stats	R: 0 E: 0 K: 1 S: 12	H: 1 LOB: 2 BB: 1 P: 18	R: 1 E: 0 K: 2 S: 14	H: 1 LOB: 0 BB: 0 P: 23	R: 0 E: 0 K: 1 S: 6	H: 0 LOB: 0 BB: 0 P: 10	R: 0 E: 0 K: 1 S: 8	H: 0 LOB: 0 BB: 0 P: 10	R: 0 E: 0 K: 0 S: 7	H: 0 LOB: 0 BB: 0 P: 12	R: 0 E: 0 K: 1 S: 8	H: 0 LOB: 0 BB: 0 P: 10	R: 4 E: 1 K: 0 S: 9	H: 2 LOB: 0 BB: 1 P: 17	1B: 2 2B: 0 3B: 0 HR: 3	SF: 0 SAC: 0 DP: 1 HBP: 1	WP: 0 PB: 0 SB: 1 CS: 0	PA: 34
PITCHER	IP WLS BF H R ER SO BB IBB HBP BLK WP HR S P ERA WHIP											IP WLS BF H R ER SO BB IBB HBP BLK WP HR S P ERA WHIP						
A.J. Burnett, R ERA: 3.56	(1, 1) 8.0 28 3 1 1 8 1 0 1 0 0 1 76 114 1.12 0.500																	
49 Jeremy Accardo, R ERA: 2.43	(9, 1) 0.2 L 6 2 4 1 0 1 0 0 0 0 0 2 9 17 13.50 4.500																	

Batter	1	2	3	4	5	6	7	8	9	AB	R	H	RBI	BB	SO	LOB	TOP					
10 Vernon Wells, R (1, 8) OBP: 0.307, SLG: 0.418										4	0	0	1	0	1	1	Toronto Blue Jays @ Tampa Bay Devil Rays Tropicana Field, St. Petersburg, FL Sun Sep 09 2007, 1:40 PM EDT Att: 20,556 - Dome - 72 F livebaseballscorecards.com					
Reed Johnson, R (1, 7) OBP: 0.300, SLG: 0.330 35 Lyle Overbay, L (9, PH) OBP: 0.317, SLG: 0.397										3	0	0	0	0	1	1						
15 Alex Rios, R (1, 9) OBP: 0.362, SLG: 0.515										4	0	0	0	0	3	0						
Frank Thomas, R (1, 10) OBP: 0.371, SLG: 0.460										4	0	1	0	0	0	0						
Matt Stairs, L (1, 3) OBP: 0.382, SLG: 0.597										3	0	0	0	0	0	1						
25 Troy Glaus, R (1, 5) OBP: 0.365, SLG: 0.471										3	0	0	0	0	1	1						
2 Aaron Hill, R (1, 4) OBP: 0.318, SLG: 0.435										3	2	2	1	0	0	1						
9 Gregg Zaun, S (1, 2) OBP: 0.320, SLG: 0.414										3	0	0	0	0	0	1						
6 John McDonald, R (1, 6) OBP: 0.276, SLG: 0.333 26 Adam Lind, L (8, PH) OBP: 0.276, SLG: 0.384 Ray Olmedo, S (8, 6) OBP: 0.250, SLG: 0.350										2	0	1	0	0	0	0						
Inning Stats	R: 0 E: 0 K: 3 S: 11	H: 0 LOB: 0 BB: 0 P: 16	R: 0 E: 0 K: 0 S: 5	H: 0 LOB: 0 BB: 0 P: 8	R: 1 E: 0 K: 0 S: 16	H: 2 LOB: 1 BB: 0 P: 24	R: 0 E: 0 K: 1 S: 10	H: 0 LOB: 0 BB: 0 P: 16	R: 1 E: 0 K: 0 S: 9	H: 1 LOB: 0 BB: 0 P: 12	R: 0 E: 0 K: 0 S: 9	H: 0 LOB: 0 BB: 0 P: 13	R: 0 E: 0 K: 1 S: 10	H: 1 LOB: 1 BB: 0 P: 17	R: 0 E: 0 K: 1 S: 8	H: 0 LOB: 0 BB: 0 P: 13		R: 0 E: 0 K: 1 S: 6	H: 0 LOB: 0 BB: 0 P: 9	1B: 2 2B: 1 3B: 0 HR: 1	SF: 0 SAC: 0 DP: 0 HBP: 0	WP: 1 PB: 0 SB: 0 CS: 0
PITCHER	IP	WLS	BF	H	R	ER	SO	BB	IBB	HBP	BLK	WP	HR	S	P	ERA	WHIP					
33 James Shields, R (1, 1) ERA: 3.96	7.0	W	25	4	2	2	5	0	0	0	0	1	1	70	106	2.57	0.571					
35 Dan Wheeler, R (8, 1) ERA: 5.55	1.0	H	3	0	0	0	1	0	0	0	0	0	0	8	13	0.00	0.000					
28 Al Reyes, R (9, 1) ERA: 4.7	1.0	S	3	0	0	0	1	0	0	0	0	0	0	6	9	0.00	0.000					

Batter	1	2	3	4	5	6	7	8	9	AB	R	H	RBI	BB	SO	LOB	BOTTOM				
1 Akinori Iwamura, L (1, 5) OBP: 0.359, SLG: 0.411										4	0	1	0	0	3	0	Toronto Blue Jays @ Tampa Bay Devil Rays Tropicana Field, St. Petersburg, FL Sun Sep 09 2007, 1:40 PM EDT Att: 20,556 - Dome - 72 F livebaseballscorecards.com				
13 Carl Crawford, L (1, 7) OBP: 0.356, SLG: 0.470										4	1	2	1	0	1	0					
23 Carlos Pena, L (1, 3) OBP: 0.399, SLG: 0.614										4	1	3	1	0	0	2					
2 B.J. Upton, R (1, 10) OBP: 0.397, SLG: 0.543										4	0	1	0	0	2	4					
Delmon Young, R (1, 8) OBP: 0.322, SLG: 0.416										3	0	0	0	0	0	3					
Brendan Harris, R (1, 4) OBP: 0.341, SLG: 0.420										3	1	1	1	0	0	0					
31 Jonny Gomes, R (1, 9) OBP: 0.319, SLG: 0.462										3	0	0	0	0	1	0					
30 Dioner Navarro, S (1, 2) OBP: 0.278, SLG: 0.349										3	0	0	0	0	0	0					
Josh Wilson, R (1, 6) OBP: 0.307, SLG: 0.364										3	0	0	0	0	0	0					
Inning Stats	R: 0 E: 0 K: 1 S: 13	H: 2 LOB: 2 BB: 0 P: 23	R: 1 E: 0 K: 0 S: 8	H: 1 LOB: 0 BB: 0 P: 14	R: 0 E: 0 K: 3 S: 12	H: 1 LOB: 1 BB: 0 P: 19	R: 0 E: 0 K: 0 S: 8	H: 0 LOB: 0 BB: 0 P: 11	R: 0 E: 0 K: 1 S: 9	H: 0 LOB: 0 BB: 0 P: 13	R: 2 E: 0 K: 0 S: 12	H: 3 LOB: 0 BB: 0 P: 18	R: 0 E: 0 K: 1 S: 11	H: 0 LOB: 0 BB: 0 P: 15	R: 0 E: 0 K: 1 S: 9	H: 1 LOB: 1 BB: 0 P: 13		1B: 5 2B: 0 3B: 0 HR: 3	SF: 0 SAC: 0 DP: 1 HBP: 0	WP: 0 PB: 0 SB: 0 CS: 0	PA: 31
PITCHER	IP	WLS	BF	H	R	ER	SO	BB	IBB	HBP	BLK	WP	HR	S	P	ERA	WHIP				
51 Jesse Litsch, R (1, 1) ERA: 4.11	5.0	L	22	7	3	3	5	0	0	0	0	0	0	15	21	0.00	0.000				
40 Brian Wolfe, R (6, 1) ERA: 1.91	2.0		5	0	0	0	1	0	0	0	0	0	0	8	12	0.00	1.500				
37 Scott Downs, L (8, 1) ERA: 2.44	0.2		3	1	0	0	1	0	0	0	0	0	0	1	1	0.00	0.000				
44 Casey Janssen, R (8, 1) ERA: 2.27	0.1		1	0	0	0	0	0	0	0	0	0	0	1	1	0.00	0.000				

Batter	1	2	3	4	5	6	7	8	9	AB	R	H	RBI	BB	SO	LOB	TOP					
18 Johnny Damon, L (1, 10) OBP: 0.349, SLG: 0.377										4	0	0	0	1	1	2						
2 Derek Jeter, R (1, 6) OBP: 0.397, SLG: 0.429										3	0	0	0	0	1	1						
Bobby Abreu, L (1, 9) OBP: 0.366, SLG: 0.455										3	1	0	0	1	1	1						
13 Alex Rodriguez, R (1, 5) OBP: 0.424, SLG: 0.667										3	1	0	0	1	1	1						
55 Hideki Matsui, L (1, 7) OBP: 0.365, SLG: 0.490										2	1	1	1	2	1	0						
20 Jorge Posada, S (1, 2) OBP: 0.423, SLG: 0.556										4	1	1	0	0	2	2						
Jason Giambi, L (1, 3) Doug Mientkiewicz, L (6, 3) OBP: 0.349, SLG: 0.452 OBP: 0.289, SLG: 0.372										2	0	0	0	0	2	0	AB 30					
24 Robinson Cano, L (1, 4) OBP: 0.350, SLG: 0.480										4	0	1	2	0	0	0	R 4					
28 Melky Cabrera, S (1, 8) OBP: 0.342, SLG: 0.419										4	0	1	0	0	1	2	H 4					
																	RBI 3					
																	BB 5					
																	SO 10					
																	LOB 9					
Inning Stats	R: 2 H: 1 E: 0 K: 1 S: 15	H: 1 LOB: 1 BB: 2 P: 28	R: 0 H: 0 E: 0 K: 2 S: 8	H: 0 LOB: 0 BB: 0 P: 10	R: 0 H: 0 E: 0 K: 1 S: 10	H: 0 LOB: 0 BB: 0 P: 21	R: 2 H: 2 E: 0 K: 0 S: 16	H: 2 LOB: 1 BB: 1 P: 26	R: 0 H: 0 E: 0 K: 2 S: 10	H: 0 LOB: 0 BB: 0 P: 14	R: 0 H: 0 E: 0 K: 3 S: 10	H: 0 LOB: 1 BB: 1 P: 16	R: 0 H: 0 E: 0 K: 0 S: 8	H: 0 LOB: 1 BB: 1 P: 17	R: 0 H: 0 E: 0 K: 1 S: 11	H: 0 LOB: 1 BB: 1 P: 21	R: 0 H: 1 E: 0 K: 0 S: 13	H: 1 LOB: 1 BB: 0 P: 18	1B: 2 2B: 2 3B: 0 HR: 0	SF: 0 SAC: 0 DP: 1 HBP: 2	WP: 1 PB: 0 SB: 3 CS: 0	PA: 37
PITCHER	IP WLS BF H R ER SO BB IBB HBP BLK WP HR S P ERA WHIP	5.0 L 22 3 4 4 6 3 0 2 0 0 0 13 25 7.20 1.200	1.2 6 0 0 0 3 1 0 0 0 0 0 16 29 0.00 0.600	1.1 5 0 0 0 1 1 0 0 0 0 0 13 25 0.00 0.750	1.0 4 1 0 0 0 0 0 0 0 0 0 13 18 0.00 1.000																	

New York Yankees @ Toronto Blue Jays
 Rogers Centre, Toronto, ON
 Wed Sep 12, 2007, 7:07 PM EDT
 Att: 27,082 - Overcast - 64 F

Batter	1	2	3	4	5	6	7	8	9	AB	R	H	RBI	BB	SO	LOB	BOTTOM					
10 Vernon Wells, R (1, 8) OBP: 0.302, SLG: 0.409										5	0	0	0	0	1	0						
8 Russ Adams, L (1, 5) OBP: 0.375, SLG: 0.364										5	1	2	0	0	0	0						
15 Alex Rios, R (1, 9) OBP: 0.358, SLG: 0.508										4	0	1	0	0	1	2						
Frank Thomas, R (1, 10) OBP: 0.369, SLG: 0.453										3	0	0	0	1	0	2						
Matt Stairs, L (1, 7) OBP: 0.385, SLG: 0.591										2	0	1	0	2	0	0						
2 Aaron Hill, R (1, 4) OBP: 0.316, SLG: 0.435										3	0	1	0	1	0	2						
35 Lyle Overbay, L (1, 3) OBP: 0.320, SLG: 0.398										3	0	1	0	1	0	4	AB 33					
9 Gregg Zaun, S (1, 2) OBP: 0.322, SLG: 0.414										4	0	1	0	0	2	5	R 1					
6 John McDonald, R (1, 6) Ray Olmedo, S (7, PH) OBP: 0.272, SLG: 0.328 OBP: 0.227, SLG: 0.318										2	0	0	0	0	3	0	H 7					
26 Adam Lind, L (8, PH) OBP: 0.273, SLG: 0.381										1	0	0	0	0	0	0	RBI 0					
																	SO 4					
																	LOB 18					
Inning Stats	R: 0 H: 1 E: 0 K: 0 S: 10	H: 1 LOB: 1 BB: 0 P: 14	R: 0 H: 1 E: 0 K: 1 S: 12	H: 1 LOB: 2 BB: 1 P: 19	R: 0 H: 0 E: 0 K: 0 S: 10	H: 0 LOB: 0 BB: 0 P: 17	R: 0 H: 0 E: 0 K: 0 S: 8	H: 0 LOB: 1 BB: 1 P: 15	R: 0 H: 1 E: 0 K: 0 S: 6	H: 1 LOB: 0 BB: 0 P: 9	R: 0 H: 2 E: 0 K: 0 S: 11	H: 2 LOB: 3 BB: 2 P: 23	R: 0 H: 0 E: 0 K: 1 S: 9	H: 0 LOB: 0 BB: 0 P: 12	R: 1 H: 2 E: 1 K: 2 S: 19	H: 2 LOB: 3 BB: 1 P: 34	R: 0 H: 0 E: 0 K: 0 S: 5	H: 0 LOB: 0 BB: 0 P: 8	1B: 6 2B: 2 3B: 0 HR: 0	SF: 0 SAC: 0 DP: 2 HBP: 0	WP: 0 PB: 0 SB: 0 CS: 0	PA: 38
PITCHER	IP WLS BF H R ER SO BB IBB HBP BLK WP HR S P ERA WHIP	5.2 W 23 5 0 0 0 1 3 0 0 0 0 0 5 10 0.00 1.412	0.1 H 2 0 0 0 0 1 0 0 0 0 0 0 5 10 0.00 3.000	1.2 S 8 1 1 0 2 1 0 0 0 0 0 0 21 35 0.00 1.200	1.1 S 5 1 0 0 1 0 0 0 0 0 0 0 12 19 0.00 0.750																	

New York Yankees @ Toronto Blue Jays
 Rogers Centre, Toronto, ON
 Wed Sep 12, 2007, 7:07 PM EDT
 Att: 27,082 - Overcast - 64 F

Batter	1	2	3	4	5	6	7	8	9	AB	R	H	RBI	BB	SO	LOB	TOP																		
18 Johnny Damon, L (1,7) OBP: 0.348, SLG: 0.382	G4-3		L5			HR		G6-3		4	1	1	1	0	0	1	New York Yankees @ Toronto Blue Jays Rogers Centre, Toronto, ON Thu Sep 13 2007, 7:07 PM EDT Att: 32,632 - Clear - 66 F																		
2 Derek Jeter, R (1,6) OBP: 0.386, SLG: 0.428	G4-3			K		BB		G6-3		4	0	1	0	0	1	0																			
Bobby Abreu, L (1,9) OBP: 0.367, SLG: 0.454	K			K		BB				3	0	1	0	1	2	0																			
13 Alex Rodriguez, R (1,5) OBP: 0.423, SLG: 0.664		G6-3				K				4	0	1	0	0	2	3																			
55 Hideki Matsui, L (1,10) OBP: 0.366, SLG: 0.489										3	0	1	0	1	0	3																			
24 Robinson Cano, L (1,4) OBP: 0.347, SLG: 0.476										4	0	0	0	0	1	3																			
28 Melky Cabrera, S (1,8) OBP: 0.339, SLG: 0.416										4	0	0	0	0	0	2																			
14 Wilson Betemit, S (1,3) Doug Mientkiewicz, L (8,3) OBP: 0.289, SLG: 0.372										3	0	0	0	0	3	0																			
26 José Molina, R (1,2) OBP: 0.267, SLG: 0.335										3	0	1	0	0	0	0																			
Inning Stats	R: 0 E: 0 K: 1 S: 9	H: 0 LOB: 0 BB: 12	R: 0 E: 0 K: 0 S: 2	H: 0 LOB: 0 BB: 8	R: 0 E: 0 K: 1 S: 7	H: 1 LOB: 1 BB: 14	R: 0 E: 0 K: 2 S: 12	H: 1 LOB: 1 BB: 21	R: 0 E: 0 K: 2 S: 8	H: 0 LOB: 0 BB: 15	R: 1 E: 0 K: 1 S: 14	H: 2 LOB: 2 BB: 23	R: 0 E: 0 K: 1 S: 6	H: 0 LOB: 0 BB: 7	R: 0 E: 0 K: 0 S: 12	H: 0 LOB: 2 BB: 20		R: 0 E: 0 K: 1 S: 13	H: 2 LOB: 2 BB: 18	1B: 4 2B: 1 3B: 0 HR: 1	SF: 0 SAC: 0 DP: 1 HBP: 0	WP: 0 PB: 0 SB: 1 CS: 0	PA: 34												
PITCHER	IP WLS BF H R ER SO BB IBB HBP BLK WP HR S P ERA WHIP																																		
A.J. Burnett, R (1,1) ERA: 3.42	8.0	29	4	1	1	8	2	0	0	0	0	0	0	0	1	70	120	1.12	0.750																
44 Casey Janssen, R (9,1) ERA: 2.53	0.1	2	1	0	0	1	0	0	0	0	0	0	0	0	5	7	0.00	3.000																	
37 Scott Downs, L (9,1) ERA: 2.33	0.2	W 3	1	0	0	0	0	0	0	0	0	0	0	0	8	11	0.00	1.500																	

Batter	1	2	3	4	5	6	7	8	9	AB	R	H	RBI	BB	SO	LOB	BOTTOM																	
Reed Johnson, R (1,7) OBP: 0.292, SLG: 0.330	G1-3		P5			K		K		4	0	0	0	0	2	2	New York Yankees @ Toronto Blue Jays Rogers Centre, Toronto, ON Thu Sep 13 2007, 7:07 PM EDT Att: 32,632 - Clear - 66 F																	
10 Vernon Wells, R (9,8) OBP: 0.302, SLG: 0.409								K		0	0	0	0	0	0	0																		
8 Russ Adams, L (1,5) OBP: 0.393, SLG: 0.333		2B						K		2	1	0	0	2	2	2																		
15 Alex Rios, R (1,8) OBP: 0.357, SLG: 0.506		F9								4	1	1	0	0	1	2																		
Frank Thomas, R (1,10) OBP: 0.370, SLG: 0.455										4	0	2	2	0	0	0																		
Matt Stairs, L (1,9) OBP: 0.382, SLG: 0.585										3	0	0	0	0	0	1																		
2 Aaron Hill, R (1,4) OBP: 0.316, SLG: 0.434										2	0	0	0	1	2	0																		
35 Lyle Overbay, L (1,3) OBP: 0.318, SLG: 0.395										3	0	0	0	0	1	1																		
9 Gregg Zaun, S (1,2) OBP: 0.322, SLG: 0.411										2	0	0	0	1	0	0																		
7 Curtis Thigpen, R (8,PR) OBP: 0.286, SLG: 0.254										0	0	0	0	0	0	0																		
6 John McDonald, R (1,6) OBP: 0.271, SLG: 0.325										2	0	0	0	0	1	0																		
Inning Stats	R: 1 E: 0 K: 0 S: 12	H: 1 LOB: 1 BB: 1 P: 22	R: 0 E: 0 K: 1 S: 8	H: 0 LOB: 0 BB: 0 P: 11	R: 0 E: 0 K: 2 S: 8	H: 0 LOB: 0 BB: 8	R: 0 E: 0 K: 1 S: 5	H: 0 LOB: 0 BB: 0 P: 8	R: 0 E: 0 K: 2 S: 8	H: 0 LOB: 0 BB: 10	R: 0 E: 0 K: 1 S: 9	H: 0 LOB: 1 BB: 1 P: 15	R: 0 E: 0 K: 0 S: 8	H: 0 LOB: 1 BB: 1 P: 14	R: 0 E: 0 K: 2 S: 8	H: 0 LOB: 2 BB: 1 P: 14	R: 1 E: 0 K: 0 S: 4	H: 2 LOB: 1 BB: 0 P: 5	1B: 2 2B: 1 3B: 0 HR: 0	SF: 0 SAC: 1 DP: 0 HBP: 0	WP: 0 PB: 0 SB: 1 CS: 0	PA: 31												
PITCHER	IP WLS BF H R ER SO BB IBB HBP BLK WP HR S P ERA WHIP																																	
36 Ian Kennedy, R (1,1) ERA: 1.89	7.0	26	1	1	1	7	4	0	0	0	0	0	0	0	59	93	1.29	0.714																
Luis Vizcaino, R (8,1) ERA: 4.15	1.0	3	0	0	0	2	0	0	0	0	0	0	0	7	9	0.00	0.000																	
39 Chris Britton, R (9,1) ERA: 4.09	0.0	L 2	2	1	1	0	0	0	0	0	0	0	0	4	5	∞	∞																	

Batter	1	2	3	4	5	6	7	8	9	AB	R	H	RBI	BB	SO	LOB	TOP						
1 Brian Roberts, S OBP: 0.379, SLG: 0.437										5	1	2	1	0	2	1	Baltimore Orioles @ Toronto Blue Jays Rogers Centre, Toronto, ON Fri Sep 14 2007, 7:07 PM EDT Att: 31,106 - Roof Closed - 68 F						
1 Tke Redman, L OBP: 0.394, SLG: 0.571										5	2	3	1	0	1	1							
21 Nick Markakis, L OBP: 0.359, SLG: 0.474										5	1	2	1	0	0	2							
Miguel Tejada, R OBP: 0.360, SLG: 0.461										4	0	0	0	0	0	2							
Kevin Millar, R OBP: 0.370, SLG: 0.434										5	0	1	0	0	3	3							
17 Aubrey Huff, L OBP: 0.330, SLG: 0.442										4	1	2	1	0	0	1							
Ramon Hernandez, R OBP: 0.322, SLG: 0.365										4	0	1	1	0	1	3							
9 Scott Moore, L OBP: 0.185, SLG: 0.320										3	0	0	0	1	1	1							
Jay Payton, R OBP: 0.291, SLG: 0.354										4	1	1	0	0	0	2							
Inning Stats	R: 2 E: 0 K: 3 S: 16	H: 3 LOB: 2 BB: 0 P: 25	R: 1 E: 0 K: 1 S: 13	H: 2 LOB: 1 BB: 0 P: 22	R: 1 E: 0 K: 1 S: 11	H: 2 LOB: 2 BB: 1 P: 19	R: 0 E: 0 K: 1 S: 10	H: 0 LOB: 0 BB: 0 P: 14	R: 0 E: 0 K: 1 S: 9	H: 1 LOB: 1 BB: 0 P: 15	R: 0 E: 0 K: 0 S: 11	H: 1 LOB: 1 BB: 0 P: 16	R: 2 E: 0 K: 0 S: 12	H: 3 LOB: 1 BB: 0 P: 17	1B: 6 2B: 4 3B: 1 HR: 1	SF: 0 SAC: 0 DP: 0 HBP: 1		WP: 2 PB: 0 SB: 2 CS: 0	PA: 41				
PITCHER	IP WLS BF H R ER SO BB IBB HBP BLK WP HR S P ERA WHIP	IP WLS BF H R ER SO BB IBB HBP BLK WP HR S P ERA WHIP																					
51 Jesse Litsch, R ERA: 4.37	3.0 L 18 7 4 4 5 1 0 1 0 0 1 1 40 66 12.00 2.667	3.0 9 0 0 0 2 0 0 0 0 0 0 0 24 34 0.00 0.000	7.1 0.2 3 1 0 0 1 0 0 0 0 0 0 7 12 0.00 1.500	22 Brandon League, R ERA: 5.0	7.1 1.1 5 1 0 0 0 0 0 0 0 0 1 0 13 19 0.00 0.750	40 Brian Wolfe, R ERA: 2.33	9.1 1.0 6 3 2 2 0 0 0 0 0 0 0 0 12 17 18.00 3.000																
Batter	1	2	3	4	5	6	7	8	9	AB	R	H	RBI	BB	SO	LOB	BOTTOM						
10 Vernon Wells, R OBP: 0.303, SLG: 0.410										4	0	2	0	0	0	0	Baltimore Orioles @ Toronto Blue Jays Rogers Centre, Toronto, ON Fri Sep 14 2007, 7:07 PM EDT Att: 31,106 - Roof Closed - 68 F						
Reed Johnson, R OBP: 0.296, SLG: 0.333										4	0	2	0	0	1	0							
15 Alex Rios, R OBP: 0.355, SLG: 0.503										4	0	0	0	0	0	4							
Frank Thomas, R OBP: 0.369, SLG: 0.454										4	0	1	0	0	0	0							
2 Aaron Hill, R OBP: 0.320, SLG: 0.442										4	1	2	1	0	1	1							
35 Lyle Overbay, L OBP: 0.317, SLG: 0.394										4	0	1	0	0	2	2							
18 Hector Luna, R OBP: 0.263, SLG: 0.412										4	1	2	1	0	0	2							
7 Curtis Thigpen, R OBP: 0.273, SLG: 0.239										4	0	0	0	0	0	2							
6 John McDonald, R OBP: 0.267, SLG: 0.321										4	0	0	0	0	2	0							
Inning Stats	R: 0 E: 0 K: 0 S: 5	H: 0 LOB: 0 BB: 0 P: 7	R: 0 E: 0 K: 1 S: 12	H: 1 LOB: 1 BB: 0 P: 16	R: 0 E: 0 K: 0 S: 9	H: 2 LOB: 2 BB: 0 P: 15	R: 0 E: 0 K: 1 S: 12	H: 2 LOB: 2 BB: 0 P: 17	R: 0 E: 0 K: 0 S: 12	H: 1 LOB: 1 BB: 0 P: 20	R: 0 E: 0 K: 1 S: 10	H: 0 LOB: 0 BB: 0 P: 13	R: 0 E: 0 K: 1 S: 5	H: 0 LOB: 0 BB: 0 P: 8	R: 2 E: 0 K: 1 S: 11	H: 2 LOB: 0 BB: 0 P: 16		1B: 7 2B: 2 3B: 0 HR: 2	SF: 0 SAC: 0 DP: 1 HBP: 0	WP: 0 PB: 0 SB: 0 CS: 0	PA: 36		
PITCHER	IP WLS BF H R ER SO BB IBB HBP BLK WP HR S P ERA WHIP	IP WLS BF H R ER SO BB IBB HBP BLK WP HR S P ERA WHIP																					
56 Brian Bures, L ERA: 5.47	7.0 W 28 8 0 0 4 0 0 0 0 0 0 0 72 105 0.00 1.143	8.1 1.0 3 0 0 0 1 0 0 0 0 0 0 5 8 0.00 0.000	32 Jamie Walker, L ERA: 3.11	9.1 1.0 5 2 2 2 1 0 0 0 0 0 2 11 16 18.00 2.000																			

Batter	1	2	3	4	5	6	7	8	9	AB	R	H	RBI	BB	SO	LOB	TOP										
1 Brian Roberts, S OBP: 0.390, SLG: 0.436										2	0	0	0	2	0	2											
1 Tke Redman, L OBP: 0.394, SLG: 0.541										4	0	0	0	0	0	5											
21 Nick Markakis, L OBP: 0.359, SLG: 0.471										3	1	0	1	1	0	2											
Miguel Tejada, R OBP: 0.357, SLG: 0.457										4	0	0	0	0	2	2											
17 Aubrey Huff, L OBP: 0.335, SLG: 0.450											4	0	4	1	0	0											
Kevin Millar, R OBP: 0.397, SLG: 0.430											4	0	0	0	0	4											
9 Scott Moore, L OBP: 0.194, SLG: 0.310											4	0	1	0	0	1											
J.R. House, R OBP: 0.240, SLG: 0.375											4	1	2	0	0	1											
3 Freddie Bynum, L OBP: 0.289, SLG: 0.466										3	1	1	1	0	2												
Inning Stats	R: 0 E: 0 K: 0 S: 8	H: 0 LOB: 0 BB: 1 P: 14	R: 0 E: 0 K: 1 S: 7	H: 1 LOB: 0 BB: 0 P: 11	R: 0 E: 0 K: 0 S: 15	H: 2 LOB: 2 BB: 0 P: 21	R: 1 E: 0 K: 0 S: 16	H: 1 LOB: 1 BB: 0 P: 24	R: 0 E: 0 K: 1 S: 9	H: 0 LOB: 0 BB: 0 P: 10	R: 0 E: 0 K: 0 S: 8	H: 1 LOB: 0 BB: 0 P: 11	R: 2 E: 0 K: 0 S: 17	H: 2 LOB: 1 BB: 1 P: 30	R: 0 E: 0 K: 1 S: 8	H: 1 LOB: 0 BB: 0 P: 10	1B: 4 2B: 4 3B: 0 HR: 0	SF: 0 SAC: 0 DP: 3 HBP: 0	WP: 0 PB: 0 SB: 0 CS: 0	PA: 35							
PITCHER	IP	WLS	BF	H	R	ER	SO	BB	IBB	HBP	BLK	WP	HR	S	P	ERA	WHIP										
32 Roy Halladay, R ERA: 3.82	7.0	W	25	5	1	1	2	2	0	0	0	0	0	69	100	1.29	1.000										
54 Jason Frasor, R ERA: 4.1	0.0		3	2	2	2	0	1	0	0	0	0	0	7	13	∞	∞										
37 Scott Downs, L ERA: 2.3	0.2		2	0	0	0	0	0	0	0	0	0	0	8	13	0.00	0.000										
44 Casey Janssen, R ERA: 2.48	1.1		5	1	0	0	1	0	0	0	0	0	0	10	14	0.00	0.750										

Baltimore Orioles @ Toronto Blue Jays
Rogers Centre, Toronto, ON
Sat Sep 15 2007, 1:07 PM EDT
Att: 37,441 - Roof Closed - 68 F

AB 32
R 3
H 8
RBI 3
BB 3
SO 3
LOB 20

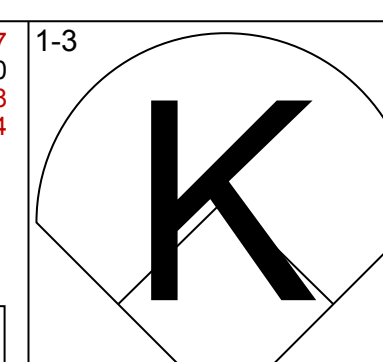
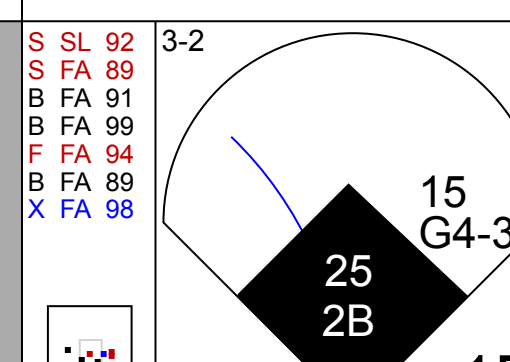
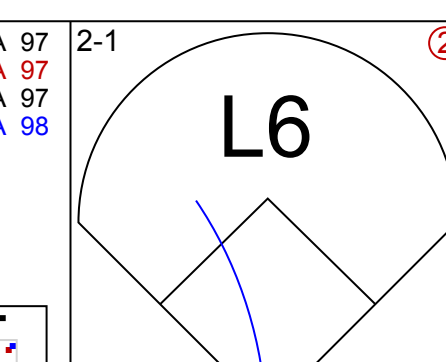
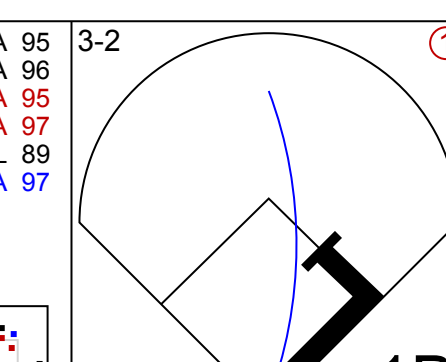
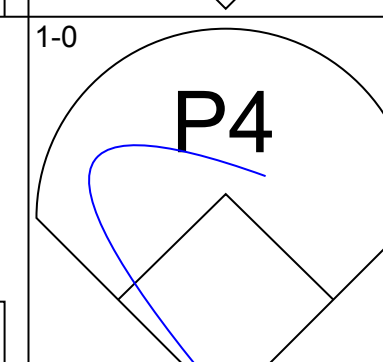
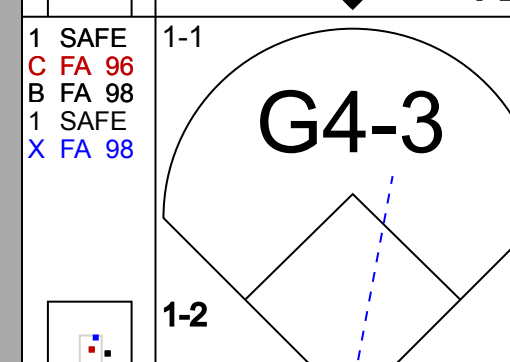
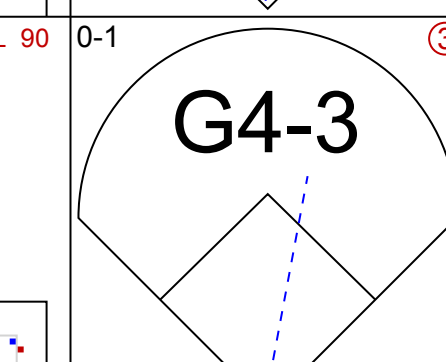
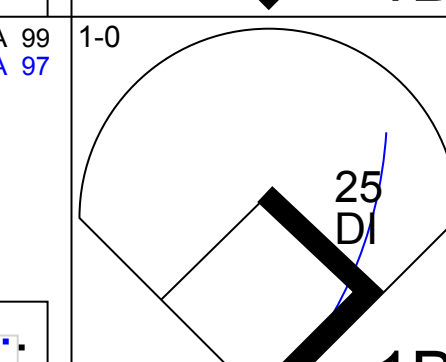
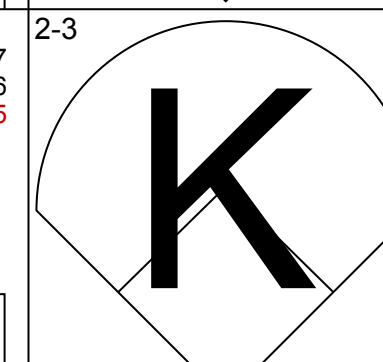
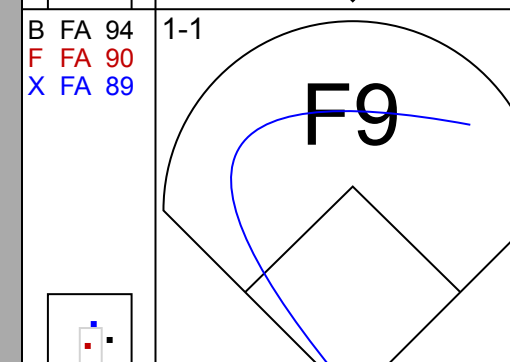
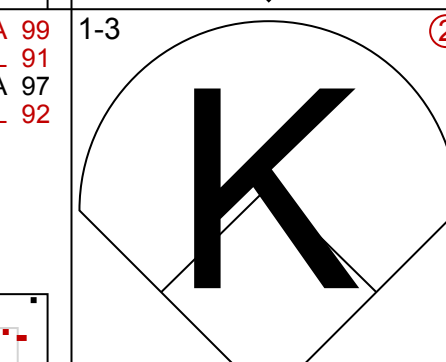
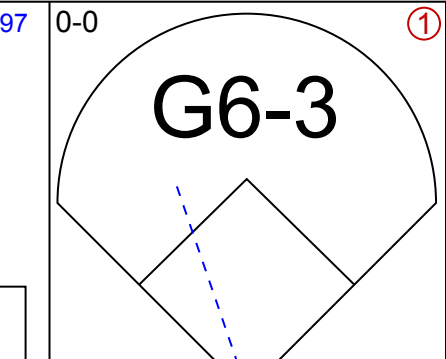
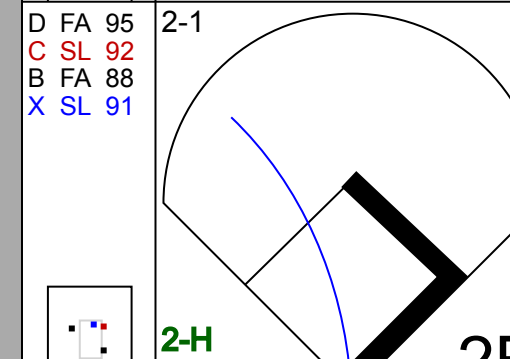
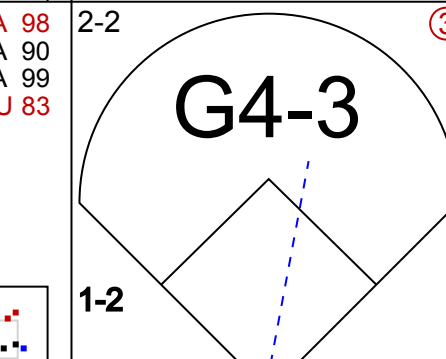
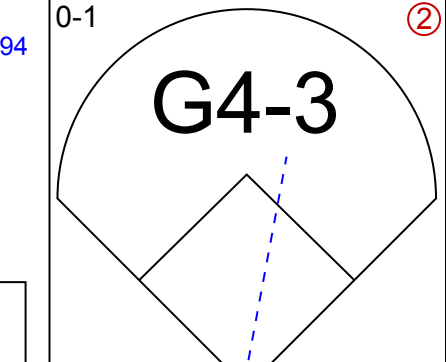
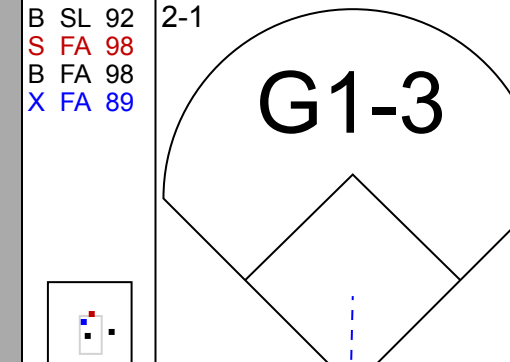

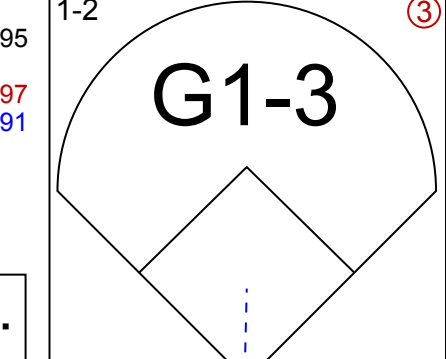
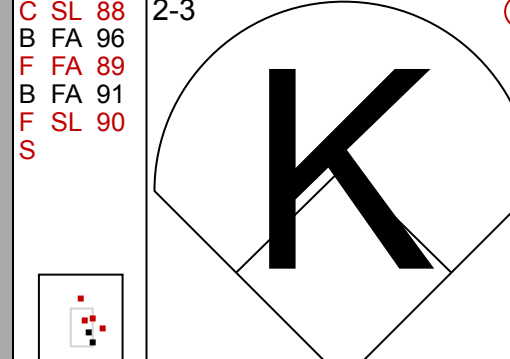

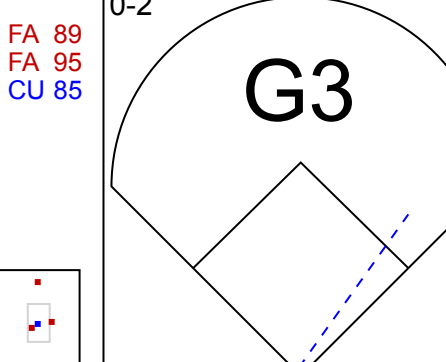

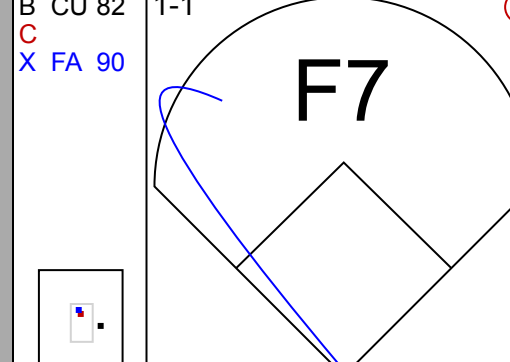
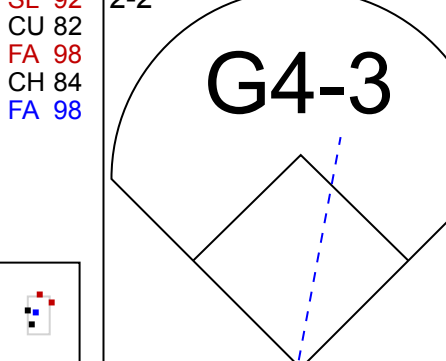
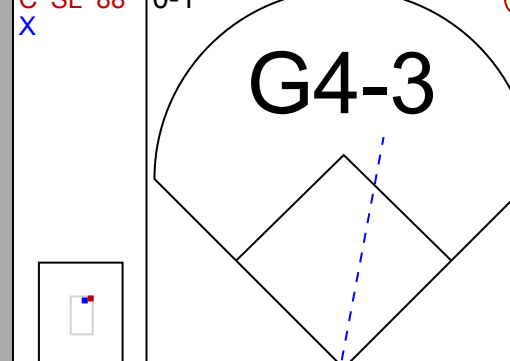





Batter	1	2	3	4	5	6	7	8	9	AB	R	H	RBI	BB	SO	LOB	BOTTOM										
10 Vernon Wells, R OBP: 0.304, SLG: 0.409										4	1	1	0	1	1	1											
Reed Johnson, R OBP: 0.302, SLG: 0.339										5	1	3	0	0	0	1											
15 Alex Rios, R OBP: 0.357, SLG: 0.506										4	1	2	2	0	1	3											
Frank Thomas, R OBP: 0.367, SLG: 0.457										5	1	1	2	0	0	4											
2 Aaron Hill, R OBP: 0.321, SLG: 0.444											4	2	2	0	0	0											
Matt Stairs, L OBP: 0.380, SLG: 0.584											4	1	1	0	0	1											
35 Lyle Overbay, L OBP: 0.317, SLG: 0.394											0	0	0	0	0	0											
9 Gregg Zaun, S OBP: 0.327, SLG: 0.413											3	1	2	2	1	0											
18 Hector Luna, R OBP: 0.217, SLG: 0.333											4	0	0	0	0	1											
6 John McDonald, R OBP: 0.264, SLG: 0.317										4	0	0	0	0	0	1											
Inning Stats	R: 6 E: 0 K: 0 S: 18	H: 7 LOB: 0 BB: 0 P: 34	R: 0 E: 0 K: 0 S: 10	H: 1 LOB: 0 BB: 0 P: 19	R: 0 E: 0 K: 0 S: 8	H: 1 LOB: 1 BB: 0 P: 10	R: 0 E: 0 K: 0 S: 12	H: 0 LOB: 2 BB: 1 P: 21	R: 0 E: 1 K: 1 S: 10	H: 1 LOB: 0 BB: 0 P: 15	R: 2 E: 1 K: 0 S: 18	H: 1 LOB: 1 BB: 1 P: 31	R: 0 E: 0 K: 2 S: 12	H: 1 LOB: 0 BB: 0 P: 18	1B: 7 2B: 4 3B: 0 HR: 1	SF: 0 SAC: 0 DP: 0 HBP: 1	WP: 0 PB: 0 SB: 0 CS: 0	PA: 40									
PITCHER	IP	WLS	BF	H	R	ER	SO	BB	IBB	HBP	BLK	WP	HR	S	P	ERA	WHIP										
Kurt Birkins, L ERA: 9.35	0.0	L	6	6	6	6	0	0	0	0	0	0	0	14	27	∞	∞										
Rob Bell, R ERA: 7.02	2.0		7	2	0	0	0	0	0	0	0	0	0	14	26	0.00	1.000										
Victor Zambrano, R ERA: 7.98	4.0		17	2	0	0	2	1	0	1	0	0	0	36	54	0.00	0.750										
62 Radhames Liz, R ERA: 7.9	2.0		10	2	2	0	2	0	1	0	0	0	0	30	49	0.00	1.000										

Baltimore Orioles @ Toronto Blue Jays
Rogers Centre, Toronto, ON
Sat Sep 15 2007, 1:07 PM EDT
Att: 37,441 - Roof Closed - 68 F

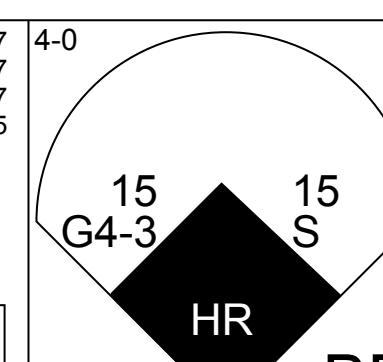
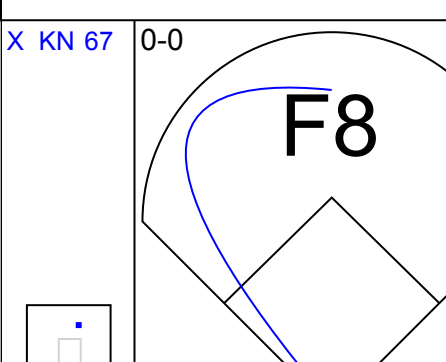
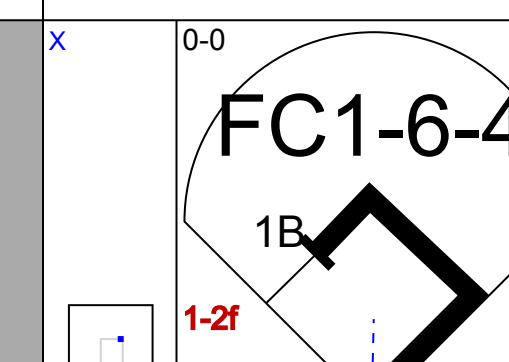

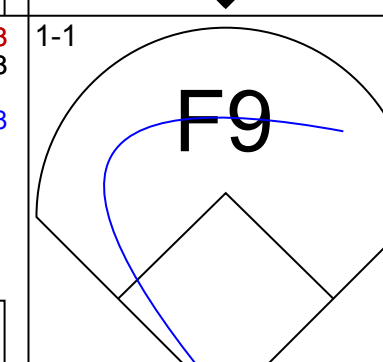
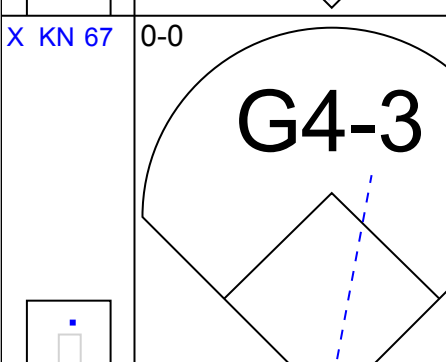
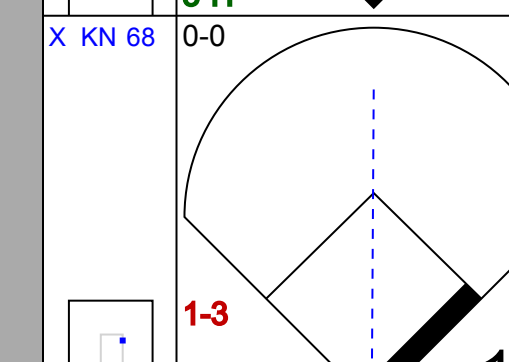

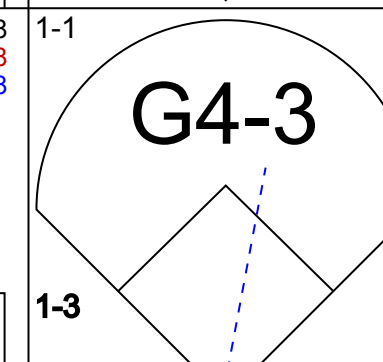
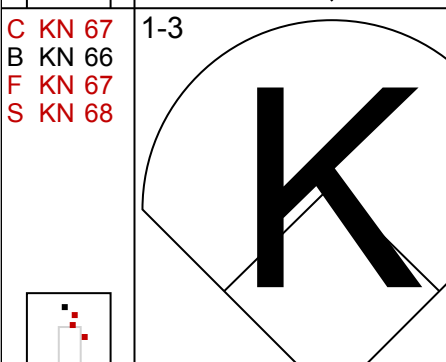

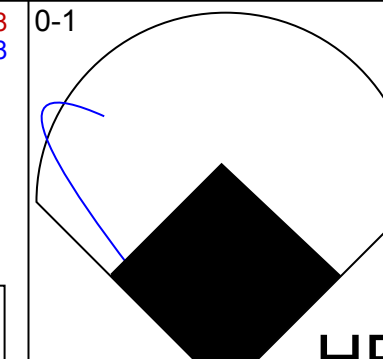



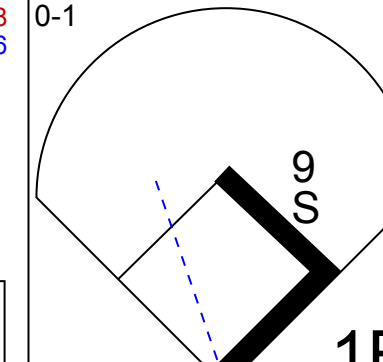
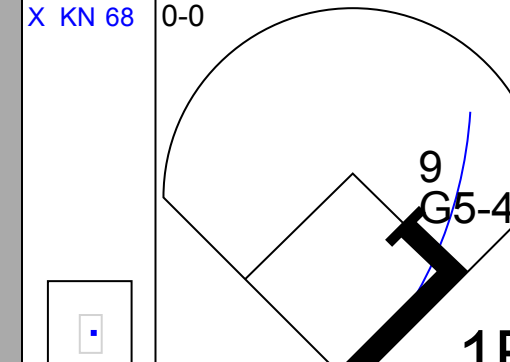
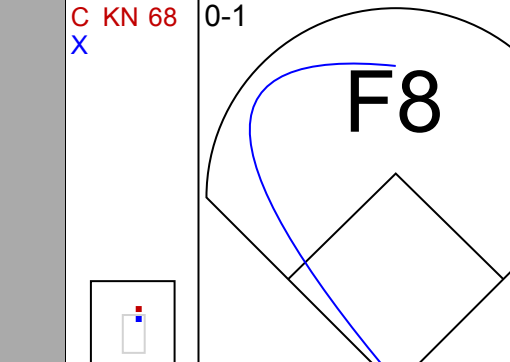

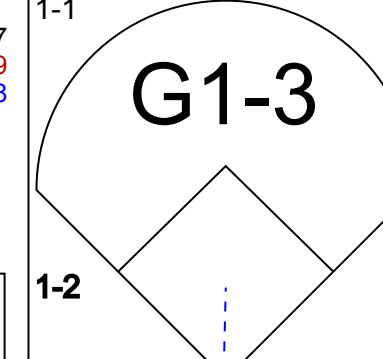
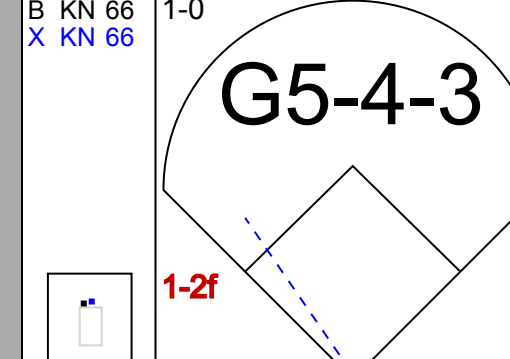
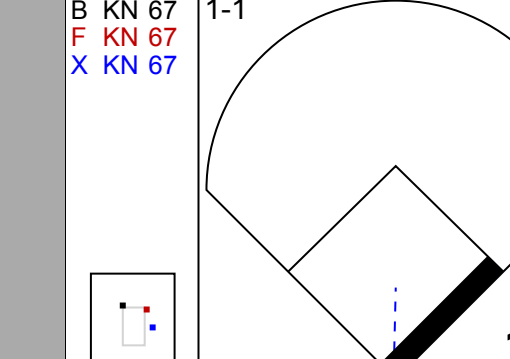



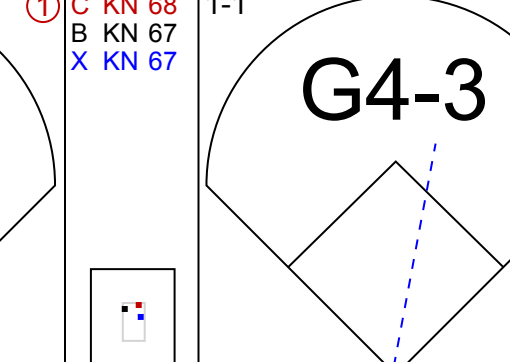

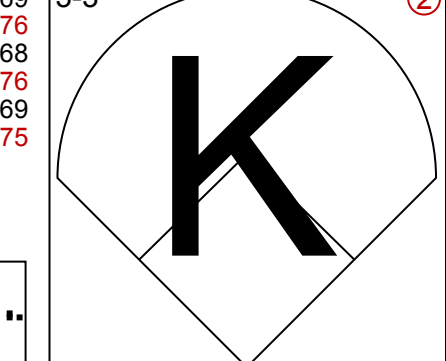
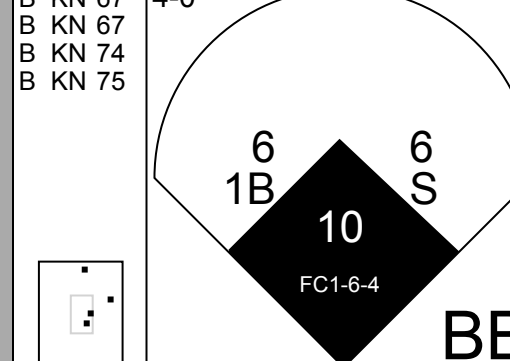


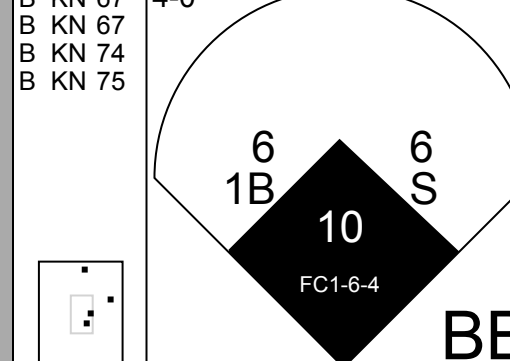

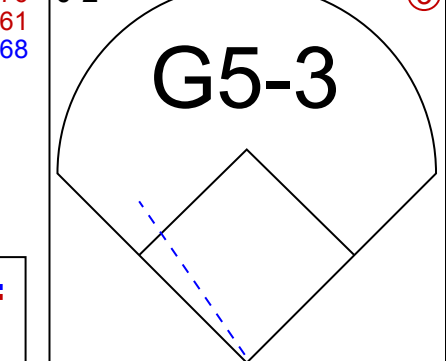
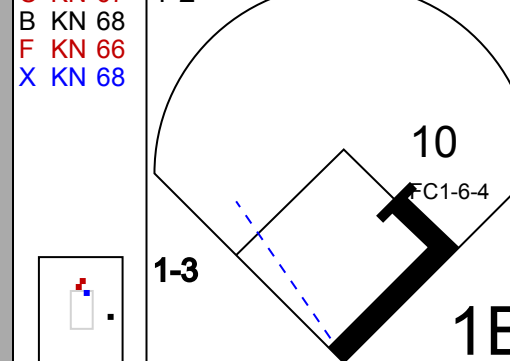

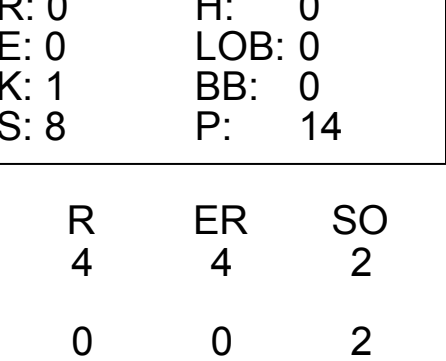
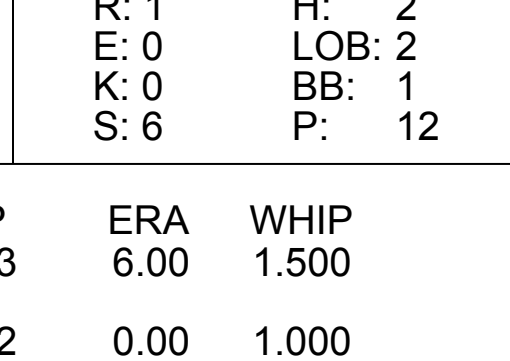

AB 37
R 8
H 12
RBI 6
BB 2
SO 4
LOB 12



Batter	1	2	3	4	5	6	7	8	9	AB	R	H	RBI	BB	SO	LOB	TOP			
2 Jacoby Ellsbury, L OBP: 0.420, SLG: 0.581										4	1	2	0	0	1	0	Boston Red Sox @ Toronto Blue Jays Rogers Centre, Toronto, ON Mon Sep 17 2007, 7:07 PM EDT Att: 29,316 - Clear - 64 F			
15 Dustin Pedroia, R OBP: 0.384, SLG: 0.441										4	0	1	0	0	0	1				
34 David Ortiz, L OBP: 0.437, SLG: 0.596										4	0	0	0	0	3	2				
25 Mike Lowell, R OBP: 0.383, SLG: 0.506										4	0	1	1	0	0	1				
7 J.D. Drew, L OBP: 0.365, SLG: 0.392										3	0	0	0	0	1	1				
Eric Hinske, L OBP: 0.293, SLG: 0.440										3	0	0	0	0	1	0				
Coco Crisp, S OBP: 0.332, SLG: 0.386										3	0	0	0	0	0	0				
Doug Mirabelli, R OBP: 0.299, SLG: 0.390										0	0	0	0	0	0	0				
13 Alex Cora, L OBP: 0.288, SLG: 0.369										3	0	1	0	0	0	0				
36 Kevin Cash, R OBP: 0.250, SLG: 0.154										2	0	0	0	0	2	0				
44 Brandon Moss, L OBP: 0.286, SLG: 0.263										1	0	0	0	0	1	1				
Inning Stats	R: 0 E: 0 K: 2 S: 7	H: 0 LOB: 0 BB: 0 P: 11	R: 0 E: 0 K: 0 S: 7	H: 0 LOB: 0 BB: 0 P: 8	R: 0 E: 0 K: 1 S: 10	H: 0 LOB: 0 BB: 0 P: 13	R: 1 E: 0 K: 0 S: 12	H: 2 LOB: 1 BB: 0 P: 21	R: 0 E: 0 K: 1 S: 8	H: 0 LOB: 0 BB: 0 P: 11	R: 0 E: 0 K: 2 S: 9	H: 0 LOB: 0 BB: 0 P: 15	R: 0 E: 0 K: 1 S: 9	H: 1 LOB: 1 BB: 0 P: 12	R: 0 E: 0 K: 1 S: 10	H: 2 LOB: 1 BB: 0 P: 17	1B: 3 2B: 2 3B: 0 HR: 0	SF: 0 SAC: 0 DP: 0 HBP: 0	WP: 0 PB: 0 SB: 0 CS: 0	PA: 31
PITCHER 29 Dustin McGowan, R ERA: 3.84	IP: 9.0 WLS: W BF: 31	H: 5 R: 1 ER: 1 SO: 9	BB: 0 IBB: 0 HBP: 0 BLK: 0	WP: 0 HR: 0 S: 81 P: 122	ERA: 1.00 WHIP: 0.556	PITCHER										IP: 9.0 WLS: W BF: 31	H: 5 R: 1 ER: 1 SO: 9	BB: 0 IBB: 0 HBP: 0 BLK: 0	WP: 0 HR: 0 S: 81 P: 122	ERA: 1.00 WHIP: 0.556

AB	31
R	1
H	5
RBI	1
BB	0
SO	9
LOB	6



Batter	1	2	3	4	5	6	7	8	9	AB	R	H	RBI	BB	SO	LOB	BOTTOM			
10 Vernon Wells, R OBP: 0.303, SLG: 0.406										3	1	0	1	1	1	2	Boston Red Sox @ Toronto Blue Jays Rogers Centre, Toronto, ON Mon Sep 17 2007, 7:07 PM EDT Att: 29,316 - Clear - 64 F			
Matt Stairs, L OBP: 0.377, SLG: 0.571										4	0	1	0	0	0	2				
35 Lyle Overbay, L OBP: 0.318, SLG: 0.394										0	0	0	0	0	0	0				
15 Alex Rios, R OBP: 0.352, SLG: 0.498										4	1	0	0	0	1	1				
Frank Thomas, R OBP: 0.373, SLG: 0.480										4	3	3	5	0	0	0				
2 Aaron Hill, R OBP: 0.322, SLG: 0.445										4	0	2	0	0	1	0				
9 Gregg Zaun, S OBP: 0.332, SLG: 0.414										3	0	1	0	0	0	2				
26 Adam Lind, L OBP: 0.272, SLG: 0.385										3	0	0	0	0	0	1				
Reed Johnson, R OBP: 0.308, SLG: 0.339										0	0	0	0	0	0	0				
8 Russ Adams, L OBP: 0.429, SLG: 0.429										3	1	0	0	1	2	2				
6 John McDonald, R OBP: 0.271, SLG: 0.324										4	0	2	0	0	0	2				
Inning Stats	R: 2 E: 0 K: 0 S: 10	H: 2 LOB: 1 BB: 1 P: 17	R: 0 E: 0 K: 1 S: 8	H: 0 LOB: 0 BB: 0 P: 14	R: 0 E: 0 K: 1 S: 5	H: 0 LOB: 0 BB: 0 P: 6	R: 0 E: 0 K: 0 S: 4	H: 1 LOB: 0 BB: 0 P: 6	R: 1 E: 0 K: 0 S: 6	H: 2 LOB: 2 BB: 1 P: 12	R: 1 E: 0 K: 0 S: 12	H: 2 LOB: 1 BB: 0 P: 18	R: 0 E: 0 K: 2 S: 14	H: 1 LOB: 1 BB: 0 P: 22	R: 2 E: 0 K: 1 S: 8	H: 1 LOB: 2 BB: 0 P: 19	1B: 5 2B: 1 3B: 0 HR: 3	SF: 0 SAC: 0 DP: 1 HBP: 2	WP: 1 PB: 0 SB: 3 CS: 0	PA: 36
PITCHER 49 Tim Wakefield, R ERA: 4.73	IP: 6.0 WLS: L BF: 25	H: 7 R: 4 ER: 4 SO: 2	BB: 2 IBB: 0 HBP: 0 BLK: 0	WP: 0 HR: 2 S: 45 P: 73	ERA: 6.00 WHIP: 1.500	PITCHER										IP: 6.0 WLS: L BF: 25	H: 7 R: 4 ER: 4 SO: 2	BB: 2 IBB: 0 HBP: 0 BLK: 0	WP: 0 HR: 2 S: 45 P: 73	ERA: 6.00 WHIP: 1.500
41 Bryan Corey, R ERA:	1.0	4	1	0	0	2	0	0	0	0	0	14	22	0.00	1.000					
39 Kyle Snyder, R ERA: 3.88	1.0	7	1	2	1	1	0	0	2	0	1	1	8	19	9.00	1.000				

AB	32
R	6
H	9
RBI	6
BB	2
SO	5
LOB	12



Batter	1	2	3	4	5	6	7	8	9	AB	R	H	RBI	BB	SO	LOB	TOP						
2 Jacoby Ellsbury, L OBP: 0.407, SLG: 0.557										5	0	1	0	0	3	1							
15 Dustin Pedroia, R OBP: 0.383, SLG: 0.439										4	1	1	0	0	0	1							
34 David Ortiz, L OBP: 0.435, SLG: 0.596										4	0	1	1	0	3	1							
25 Mike Lowell, R OBP: 0.384, SLG: 0.505										3	1	1	0	1	0	1							
7 J.D. Drew, L OBP: 0.366, SLG: 0.391										3	0	1	0	1	1	2							
Eric Hinske, L OBP: 0.332, SLG: 0.429										4	0	0	0	0	2	3							
Jason Varitek, S OBP: 0.358, SLG: 0.398										4	0	2	1	0	1	0							
44 Brandon Moss, L OBP: 0.280, SLG: 0.227										3	0	0	0	1	1	4							
23 Julio Lugo, R OBP: 0.298, SLG: 0.354										4	1	2	1	0	1	1							
Inning Stats	R: 0 E: 0 K: 1 S: 7	H: 1 LOB: 1 BB: 0 P: 10	R: 0 E: 0 K: 1 S: 7	H: 2 LOB: 1 BB: 0 P: 11	R: 0 E: 0 K: 0 S: 8	H: 1 LOB: 0 BB: 0 P: 13	R: 1 E: 0 K: 2 S: 10	H: 2 LOB: 2 BB: 1 P: 17	R: 1 E: 0 K: 2 S: 14	H: 2 LOB: 2 BB: 1 P: 22	R: 0 E: 0 K: 2 S: 9	H: 0 LOB: 1 BB: 1 P: 17	R: 0 E: 0 K: 2 S: 9	H: 0 LOB: 0 BB: 0 P: 14	R: 0 E: 0 K: 0 S: 6	H: 0 LOB: 0 BB: 0 P: 8	R: 1 E: 0 K: 2 S: 10	H: 1 LOB: 0 BB: 0 P: 17	1B: 6 2B: 2 3B: 0 HR: 1	SF: 0 SAC: 0 DP: 2 HBP: 0	WP: 0 PB: 0 SB: 1 CS: 0	PA: 37	
PITCHER	IP WLS BF H R ER SO BB IBB HBP BLK WP HR S P ERA WHIP	IP WLS BF H R ER SO BB IBB HBP BLK WP HR S P ERA WHIP	IP WLS BF H R ER SO BB IBB HBP BLK WP HR S P ERA WHIP	IP WLS BF H R ER SO BB IBB HBP BLK WP HR S P ERA WHIP	IP WLS BF H R ER SO BB IBB HBP BLK WP HR S P ERA WHIP	IP WLS BF H R ER SO BB IBB HBP BLK WP HR S P ERA WHIP	IP WLS BF H R ER SO BB IBB HBP BLK WP HR S P ERA WHIP	IP WLS BF H R ER SO BB IBB HBP BLK WP HR S P ERA WHIP	IP WLS BF H R ER SO BB IBB HBP BLK WP HR S P ERA WHIP	IP WLS BF H R ER SO BB IBB HBP BLK WP HR S P ERA WHIP	IP WLS BF H R ER SO BB IBB HBP BLK WP HR S P ERA WHIP	IP WLS BF H R ER SO BB IBB HBP BLK WP HR S P ERA WHIP	IP WLS BF H R ER SO BB IBB HBP BLK WP HR S P ERA WHIP	IP WLS BF H R ER SO BB IBB HBP BLK WP HR S P ERA WHIP	IP WLS BF H R ER SO BB IBB HBP BLK WP HR S P ERA WHIP	IP WLS BF H R ER SO BB IBB HBP BLK WP HR S P ERA WHIP	IP WLS BF H R ER SO BB IBB HBP BLK WP HR S P ERA WHIP	IP WLS BF H R ER SO BB IBB HBP BLK WP HR S P ERA WHIP	IP WLS BF H R ER SO BB IBB HBP BLK WP HR S P ERA WHIP	IP WLS BF H R ER SO BB IBB HBP BLK WP HR S P ERA WHIP	IP WLS BF H R ER SO BB IBB HBP BLK WP HR S P ERA WHIP	IP WLS BF H R ER SO BB IBB HBP BLK WP HR S P ERA WHIP	IP WLS BF H R ER SO BB IBB HBP BLK WP HR S P ERA WHIP
A.J. Burnett, R ERA: 3.4	8.2	W	36	9	3	3	11	2	1	0	0	0	0	0	0	0	0	0	0	3	5	0.00	0.000
37 Scott Downs, L ERA: 2.29	0.1	S	1	0	0	0	1	0	0	0	0	0	0	0	0	0	0	0	0	3	5	0.00	0.000

Boston Red Sox @ Toronto Blue Jays
Rogers Centre, Toronto, ON
Tue Sep 18 2007, 7:07 PM EDT
Att: 32,290 - Clear - 68 F

AB 34
R 3
H 9
RBI 3
BB 3
SO 12
LOB 14



Batter	1	2	3	4	5	6	7	8	9	AB	R	H	RBI	BB	SO	LOB	BOTTOM						
10 Vernon Wells, R OBP: 0.303, SLG: 0.404										3	1	0	0	1	0	1							
Reed Johnson, R OBP: 0.304, SLG: 0.333										4	0	0	0	0	1	1							
15 Alex Rios, R OBP: 0.353, SLG: 0.499										3	0	1	1	1	0	0							
Frank Thomas, R OBP: 0.374, SLG: 0.479										3	0	1	0	1	0	1							
7 Curtis Thigpen, R OBP: 0.265, SLG: 0.230										0	1	0	0	0	0	0							
2 Aaron Hill, R OBP: 0.322, SLG: 0.443										4	1	1	0	0	1	3							
Matt Stairs, L OBP: 0.376, SLG: 0.567										2	1	0	0	2	0	0							
35 Lyle Overbay, L OBP: 0.318, SLG: 0.394										0	0	0	0	0	0	0							
9 Gregg Zaun, S OBP: 0.334, SLG: 0.414										3	0	1	1	1	2	3							
18 Hector Luna, R OBP: 0.231, SLG: 0.304										2	0	0	0	1	1	1							
8 Russ Adams, L OBP: 0.444, SLG: 0.483										1	0	1	2	0	0	0							
Ray Olmedo, S OBP: 0.185, SLG: 0.259										3	0	0	0	0	0	2							
Inning Stats	R: 1 E: 0 K: 2 S: 16	H: 2 LOB: 3 BB: 2 P: 28	R: 0 E: 0 K: 0 S: 7	H: 0 LOB: 0 BB: 0 P: 12	R: 0 E: 0 K: 1 S: 9	H: 0 LOB: 1 BB: 1 P: 17	R: 0 E: 0 K: 1 S: 9	H: 1 LOB: 0 BB: 0 P: 12	R: 0 E: 0 K: 0 S: 6	H: 0 LOB: 0 BB: 0 P: 9	R: 0 E: 0 K: 0 S: 9	H: 0 LOB: 0 BB: 0 P: 13	R: 0 E: 0 K: 1 S: 11	H: 0 LOB: 1 BB: 1 P: 20	R: 3 E: 0 K: 0 S: 13	H: 2 LOB: 3 BB: 3 P: 32	R: 1 E: 0 K: 2 S: 10	H: 1 LOB: 0 BB: 0 P: 17	1B: 3 2B: 2 3B: 0 HR: 0	SF: 0 SAC: 0 DP: 0 HBP: 0	WP: 0 PB: 0 SB: 0 CS: 0	PA: 35	
PITCHER	IP WLS BF H R ER SO BB IBB HBP BLK WP HR S P ERA WHIP	IP WLS BF H R ER SO BB IBB HBP BLK WP HR S P ERA WHIP	IP WLS BF H R ER SO BB IBB HBP BLK WP HR S P ERA WHIP	IP WLS BF H R ER SO BB IBB HBP BLK WP HR S P ERA WHIP	IP WLS BF H R ER SO BB IBB HBP BLK WP HR S P ERA WHIP	IP WLS BF H R ER SO BB IBB HBP BLK WP HR S P ERA WHIP	IP WLS BF H R ER SO BB IBB HBP BLK WP HR S P ERA WHIP	IP WLS BF H R ER SO BB IBB HBP BLK WP HR S P ERA WHIP	IP WLS BF H R ER SO BB IBB HBP BLK WP HR S P ERA WHIP	IP WLS BF H R ER SO BB IBB HBP BLK WP HR S P ERA WHIP	IP WLS BF H R ER SO BB IBB HBP BLK WP HR S P ERA WHIP	IP WLS BF H R ER SO BB IBB HBP BLK WP HR S P ERA WHIP	IP WLS BF H R ER SO BB IBB HBP BLK WP HR S P ERA WHIP	IP WLS BF H R ER SO BB IBB HBP BLK WP HR S P ERA WHIP	IP WLS BF H R ER SO BB IBB HBP BLK WP HR S P ERA WHIP	IP WLS BF H R ER SO BB IBB HBP BLK WP HR S P ERA WHIP	IP WLS BF H R ER SO BB IBB HBP BLK WP HR S P ERA WHIP	IP WLS BF H R ER SO BB IBB HBP BLK WP HR S P ERA WHIP	IP WLS BF H R ER SO BB IBB HBP BLK WP HR S P ERA WHIP	IP WLS BF H R ER SO BB IBB HBP BLK WP HR S P ERA WHIP	IP WLS BF H R ER SO BB IBB HBP BLK WP HR S P ERA WHIP	IP WLS BF H R ER SO BB IBB HBP BLK WP HR S P ERA WHIP	IP WLS BF H R ER SO BB IBB HBP BLK WP HR S P ERA WHIP
31 Jon Lester, L ERA: 4.45	6.2																						
17 Manny Delcarmen, R ERA: 2.35	0.1	H	1	0	0	0	0	0	0	0	0	1	3	0.00	0.000								
Eric Gagne, R ERA: 4.18	1.0	L	7	2	3	3	0	3	0	0	0	13	32	27.00	5.000								

Boston Red Sox @ Toronto Blue Jays
Rogers Centre, Toronto, ON
Tue Sep 18 2007, 7:07 PM EDT
Att: 32,290 - Clear - 68 F

AB 28
R 4
H 5
RBI 4
BB 7
SO 5
LOB 12



Batter	1	2	3	4	5	6	7	8	9	AB	R	H	RBI	BB	SO	LOB	TOP										
2 Jacoby Ellsbury, L (1, 8) OBP: 0.411, SLG: 0.549	4-2 BB 34 BB		1-1 G4-3			0-0 G4-3		2-2 25 S 1B		3	0	1	0	1	0	0											
15 Dustin Pedroia, R (1, 4) OBP: 0.381, SLG: 0.436	0-1 L9			0-1 G6-3		1-1 L8		0-1 F9		4	0	0	0	0	0	2											
34 David Ortiz, L (1, 10) OBP: 0.434, SLG: 0.592	4-2 BB 25 C4-6-3			0-0 P6		1-0 F9		0-1 F9		3	0	0	0	1	0	1											
25 Mike Lowell, R (1, 5) OBP: 0.382, SLG: 0.501	0-1 G4-6-3			2-0 F7			2-2 P3	0-3 K		4	0	0	0	0	1	3											
7 J.D. Drew, L (1, 9) OBP: 0.365, SLG: 0.397		1-2 G5-3			1-0 HR		2-2 G4-3		2-3 K	4	1	1	1	0	1	0											
Jason Varitek, S (1, 2) OBP: 0.357, SLG: 0.395		2-3 K			1-1 G3		4-2 HBP 1B BB		0-2 K	3	0	0	0	1	2	0											
Eric Hinske, L (1, 3) OBP: 0.330, SLG: 0.425		1-2 G4-3			0-1 G3-1		2-2 HBP 1B		0-1 P5	4	0	1	0	0	0	0											
Bobby Kielty, S (1, 7) OBP: 0.303, SLG: 0.321			3-1 G4-3		4-1 BB		1-0 HBP			1	0	0	0	1	0	0											
23 Julio Lugo, R (1, 6) OBP: 0.296, SLG: 0.352			1-1 F9		1-2 F7		2-1 G6-3			3	0	0	0	0	0	4											
Inning Stats	R: 0 E: 0 K: 0 S: 8	H: 0 LOB: 1 BB: 2 P: 16	R: 0 E: 0 K: 1 S: 13	H: 0 LOB: 0 BB: 0 P: 17	R: 0 E: 0 K: 0 S: 6	H: 0 LOB: 0 BB: 0 P: 11	R: 0 E: 0 K: 0 S: 4	H: 0 LOB: 0 BB: 0 P: 6	R: 1 E: 0 K: 0 S: 10	H: 1 LOB: 1 BB: 1 P: 17	R: 0 E: 0 K: 0 S: 4	H: 0 LOB: 0 BB: 0 P: 6	R: 0 E: 0 K: 0 S: 14	H: 1 LOB: 3 BB: 1 P: 27	R: 0 E: 0 K: 1 S: 10	H: 1 LOB: 1 BB: 0 P: 10	R: 0 E: 0 K: 2 S: 8	H: 0 LOB: 0 BB: 0 P: 10	1B: 2 2B: 0 3B: 0 HR: 1	SF: 0 SAC: 0 DP: 1 HBP: 1	WP: 0 PB: 0 SB: 1 CS: 0	PA: 34					
PITCHER	IP	WLS	BF	H	R	ER	SO	BB	IBB	HBP	BLK	WP	HR	S	P	ERA	WHIP										
51 Jesse Litsch, R (1, 1) ERA: 4.16	6.2	W	26	2	1	1	1	4	0	1	0	0	1	57	96	1.35	0.900										
44 Casey Janssen, R (7, 1) ERA: 2.44	0.2	H	3	1	0	0	0	0	0	0	0	0	0	7	11	0.00	1.500										
37 Scott Downs, L (8, 1) ERA: 2.28	0.1	H	1	0	0	0	0	0	0	0	0	0	0	2	2	0.00	0.000										
49 Jeremy Accardo, R (8, 1) ERA: 2.27	1.1	S	4	0	0	0	3	0	0	0	0	0	0	11	13	0.00	0.000										

Boston Red Sox @ Toronto Blue Jays
Rogers Centre, Toronto, ON
Wed Sep 19 2007, 7:07 PM EDT
Att: 34,927 - Clear - 77 F

AB 29
R 1
H 3
RBI 1
BB 4
SO 4
LOB 10



Batter	1	2	3	4	5	6	7	8	9	AB	R	H	RBI	BB	SO	LOB	BOTTOM										
10 Vernon Wells, R (1, 8) OBP: 0.304, SLG: 0.402	2-2 P3		0-2 G6-3			4-2 BB				2	0	0	0	2	0	0											
Matt Stairs, L (1, 3) OBP: 0.374, SLG: 0.560	0-3 K			1-3 K		2-3 K		0-0 G6-3		4	0	0	0	0	3	3											
35 Lyle Overbay, L (8, 3) OBP: 0.318, SLG: 0.394										0	0	0	0	0	0	0											
15 Alex Rios, R (1, 9) OBP: 0.353, SLG: 0.497	0-0 G6-3			0-1 G6-3		0-0 F7		0-2 SH1-4 8 HR HBP		3	1	0	0	0	0	2											
Frank Thomas, R (1, 10) OBP: 0.376, SLG: 0.479		4-2 BB		1-0 1B			3-3 K	4-2 SH1-4 8 HR BB		2	0	1	0	2	1	0											
7 Curtis Thigpen, R (8, PR) OBP: 0.265, SLG: 0.230								1-2 SH1-4 8 HR BB		0	1	0	0	0	0	0											
2 Aaron Hill, R (1, 4) OBP: 0.322, SLG: 0.443	1-1 F7			2-3 K			1-2 1B	0-0 SH1-4		3	0	1	0	0	1	2											
9 Gregg Zaun, S (1, 2) OBP: 0.336, SLG: 0.416	0-1 F7				2-2 26 1B 8 2B		2-1 P5	1-2 8 HR IBB		3	2	1	0	1	0	2											
26 Adam Lind, L (1, 7) OBP: 0.271, SLG: 0.382		2-3 K			0-0 1B 8 1B E		0-0 G4-3	1-3 K		4	1	1	0	0	2	5											
Reed Johnson, R (9, 7) OBP: 0.304, SLG: 0.333										0	0	0	0	0	0	0											
8 Russ Adams, L (1, 5) OBP: 0.450, SLG: 0.576			1-1 L7		0-1 1B E			2-3 K	3-2 HR	4	1	2	5	0	1	0											
Ray Olmedo, S (1, 6) OBP: 0.194, SLG: 0.258			0-2 G4-3		0-0 E1			0-1 G6-3	1-3 K	4	0	1	0	0	1	1											
Inning Stats	R: 0 E: 0 K: 1 S: 7	H: 0 LOB: 0 BB: 0 P: 9	R: 0 E: 0 K: 1 S: 10	H: 0 LOB: 1 BB: 1 P: 17	R: 0 E: 0 K: 0 S: 8	H: 0 LOB: 0 BB: 0 P: 9	R: 0 E: 0 K: 2 S: 9	H: 1 LOB: 1 BB: 0 P: 13	R: 2 E: 1 K: 1 S: 13	H: 4 LOB: 2 BB: 1 P: 21	R: 0 E: 0 K: 1 S: 13	H: 1 LOB: 1 BB: 0 P: 19	R: 0 E: 0 K: 1 S: 8	H: 0 LOB: 1 BB: 1 P: 14	R: 4 E: 0 K: 2 S: 16	H: 1 LOB: 2 BB: 2 P: 32	R: 0 E: 0 K: 2 S: 8	H: 0 LOB: 0 BB: 0 P: 10	1B: 5 2B: 1 3B: 0 HR: 1	SF: 0 SAC: 1 DP: 0 HBP: 1	WP: 0 PB: 0 SB: 1 CS: 0	PA: 36					
PITCHER	IP	WLS	BF	H	R	ER	SO	BB	IBB	HBP	BLK	WP	HR	S	P	ERA	WHIP										
61 Clay Buchholz, R (1, 1) ERA: 1.59	4.2	L	20	5	2	1	5	2	0	0	0	0	0	14	20	0.00	0.750										
17 Manny Delcarmen, R (5, 1) ERA: 2.27	1.1		5	1	0	0	1	0	0	0	0	0	0	7	13	0.00	1.500										
41 Bryan Corey, R (7, 1) ERA:	0.2		3	0	0	0	1	1	0	0	0	0	0	1	1	0.00	0.000										
48 Javier López, L (7, 1) ERA: 3.03	0.1		1	0	0	0	0	0	0	0	0	0	0	1	1	0.00	0.000										
50 Mike Timlin, R (8, 1) ERA: 3.66	0.1		4	0	3	3	0	1	1	1	0	0	0	5	16	81.00	3.000										
PITCHER	IP	WLS	BF	H	R	ER	SO	BB	IBB	HBP	BLK	WP	HR	S	P	ERA	WHIP										
58 Jonathan Papelbon, R (8, 1) ERA: 1.96	0.2		3	1	1	1	2	0	0	0	0	0	0	11	16	13.50	1.500										

Boston Red Sox @ Toronto Blue Jays
Rogers Centre, Toronto, ON
Wed Sep 19 2007, 7:07 PM EDT
Att: 34,927 - Clear - 77 F

AB 29
R 6
H 7
RBI 5
BB 5
SO 9
LOB 15



Batter	1	2	3	4	5	6	7	8	9	10	11	12	13	14	AB	R	H	RBI	BB	SO	LOB	TOP					
Reed Johnson, R OBP: 0.303, SLG: 0.329 (1, 9)															6	1	1	0	0	3	1						
Matt Stairs, L OBP: 0.373, SLG: 0.555 35 Lyle Overbay, L OBP: 0.316, SLG: 0.392 (8, 3)															3	0	0	0	1	0	2						
15 Alex Rios, R OBP: 0.353, SLG: 0.499 (1, 8)															5	1	1	2	1	1	2						
Frank Thomas, R OBP: 0.375, SLG: 0.475 1 Joe Inglett, L OBP: 1.000, SLG: 1.000 (11, PR) (11, 10)															4	0	0	0	1	2	1						
2 Aaron Hill, R OBP: 0.324, SLG: 0.445 (1, 4)															6	1	3	0	0	1	3						
8 Russ Adams, L OBP: 0.413, SLG: 0.513 (1, 5)															6	1	1	0	0	2	4						
9 Gregg Zaun, S OBP: 0.333, SLG: 0.421 (1, 2)															6	1	1	2	0	1	3						
26 Adam Lind, L OBP: 0.273, SLG: 0.381 (1, 7)															6	0	2	0	0	1	1						
Ray Ometo, S OBP: 0.162, SLG: 0.216 (1, 6)															6	0	0	0	0	1	2						
Inning Stats	R: 0 E: 0 K: 0 S: 8	H: 0 LOB: 1 BB: 1 P: 14	R: 0 E: 1 K: 0 S: 10	H: 1 LOB: 1 BB: 0 P: 14	R: 0 E: 0 K: 0 S: 10	H: 1 LOB: 0 BB: 0 P: 16	R: 0 E: 0 K: 1 S: 10	H: 0 LOB: 0 BB: 0 P: 16	R: 0 E: 0 K: 2 S: 8	H: 0 LOB: 0 BB: 0 P: 13	R: 2 E: 1 K: 0 S: 16	H: 3 LOB: 0 BB: 0 P: 18	R: 0 E: 0 K: 1 S: 10	H: 1 LOB: 0 BB: 0 P: 18	R: 0 E: 0 K: 1 S: 7	H: 0 LOB: 0 BB: 0 P: 12	R: 0 E: 0 K: 2 S: 12	H: 0 LOB: 2 BB: 1 P: 20	R: 0 E: 0 K: 1 S: 17	H: 0 LOB: 0 BB: 1 P: 24	R: 0 E: 0 K: 3 S: 13	H: 2 LOB: 1 BB: 0 P: 19	1B: 7 2B: 1 3B: 0 HR: 2	SF: 0 SAC: 0 DP: 1 HBP: 1	WP: 0 PB: 0 SB: 0 CS: 0	PA: 55	
PITCHER	IP 7.0	WLS 27	BF 6	H 2	ER 1	SO 4	BB 1	IBB 0	HBP 0	BLK 0	WP 0	HR 0	R 69	S 100	ERA 3.72	WHIP 1.000											
40 Chien-Ming Wang, R ERA: 3.72 31 Edwar Ramirez, R ERA: 0.75 41 Jose Veras, R ERA: 3.88 47 Ron Villone, L ERA: 4.42 42 Mariano Rivera, R ERA: 2.9	0.1	3	1	2	2	0	0	0	1	0	0	1	5	10	54.00	3.000											
	0.2	2	0	0	0	0	0	0	0	0	0	0	5	8	0.00	0.000											
	1.0	3	0	0	0	0	0	0	0	0	0	0	8	12	0.00	0.000											
	1.0	3	0	0	0	1	0	0	0	0	0	0	7	10	0.00	0.000											
PITCHER	IP 2.0	WLS 7	BF 1	H 0	ER 0	SO 4	BB 0	IBB 0	HBP 0	BLK 0	WP 0	HR 0	R 0	S 4	ERA 0.44	WHIP 0.500											
62 John Chamberlain, R ERA: 0.44 Luis Valcárcel, R ERA: 3.99 33 Brian Bruney, R ERA: 4.17	1.0	5	1	0	0	1	1	0	0	0	0	0	17	24	0.00	2.000											
	1.0	L	5	2	1	1	3	0	0	0	0	0	1	13	19	9.00	2.000										

Toronto Blue Jays @ New York Yankees
Yankee Stadium, Bronx, NY
Fri Sep 21 2007, 7:05 PM EDT
Att. 54,151 - Clear - 76 F

livebaseballscores.com

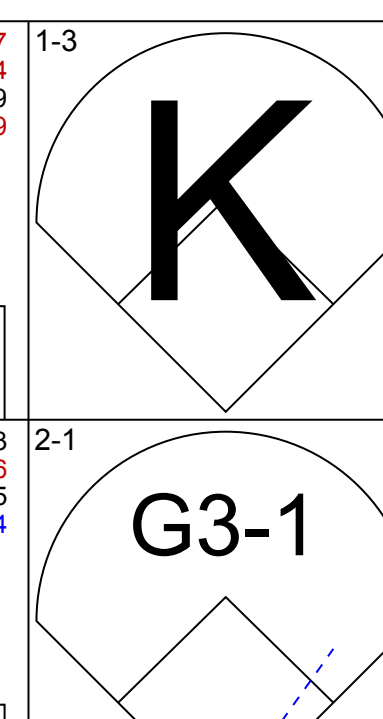
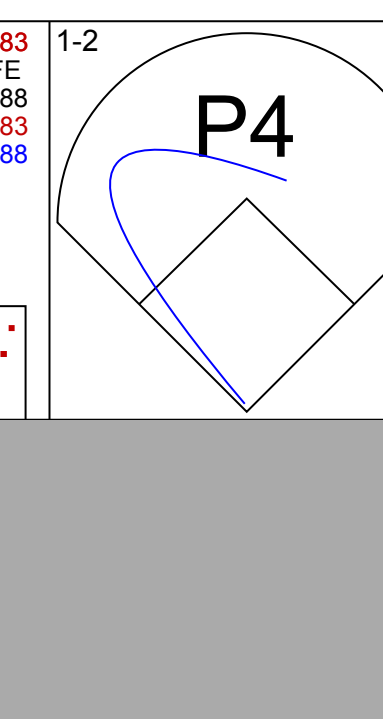
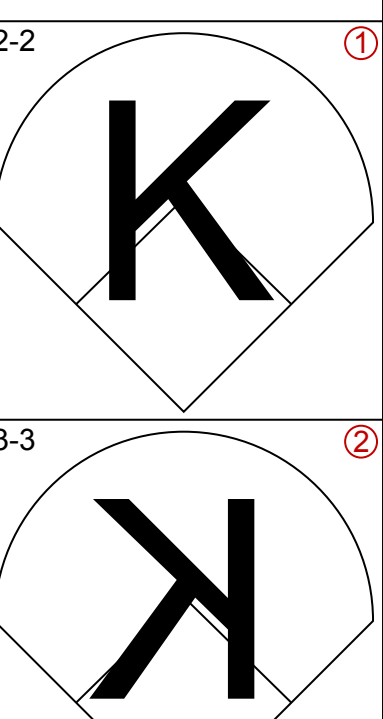
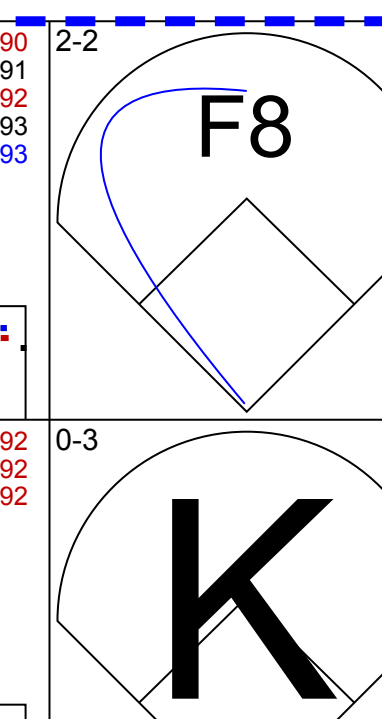
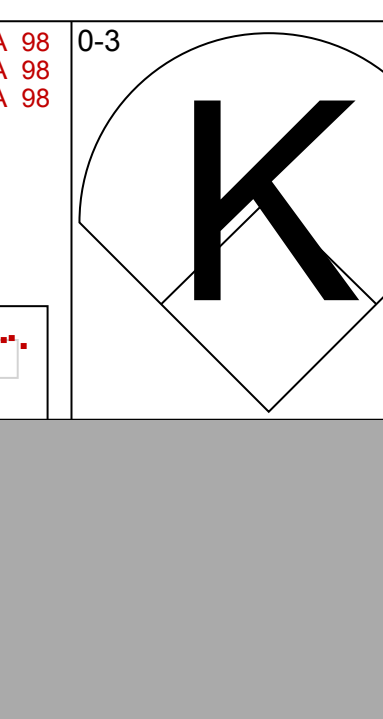
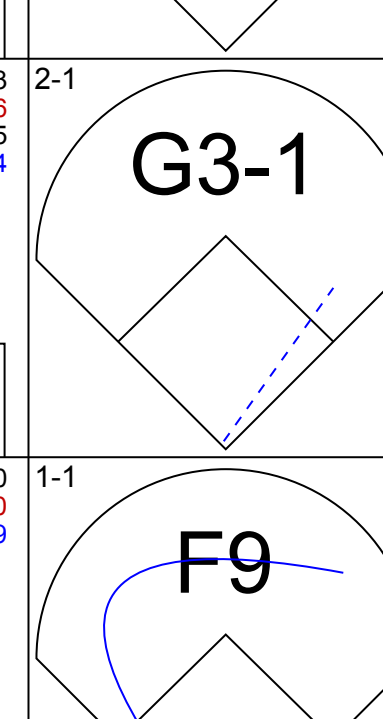
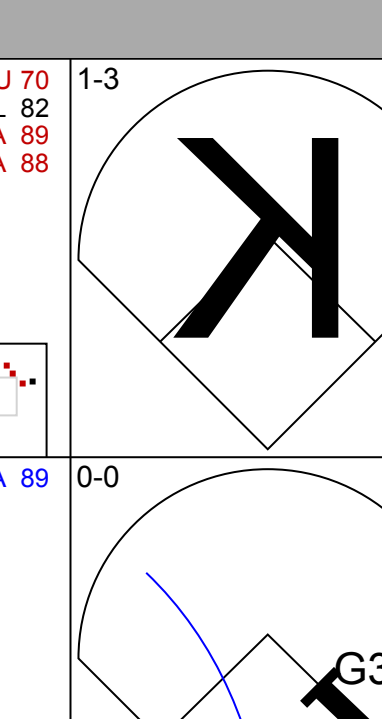
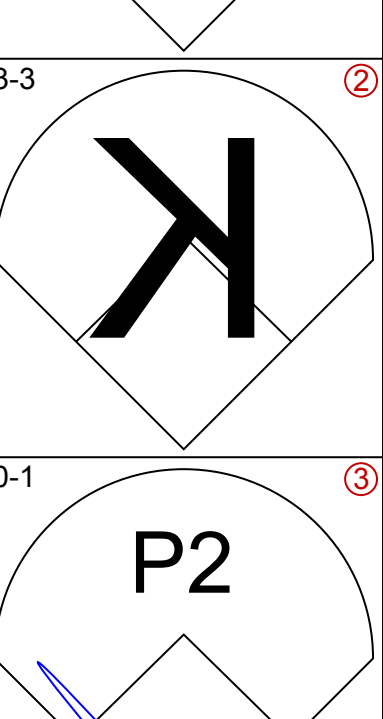
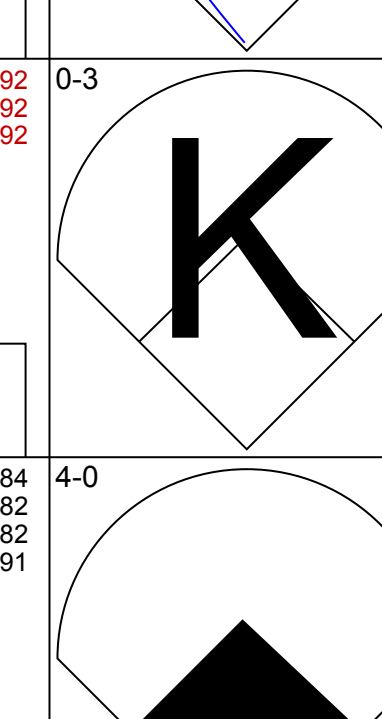
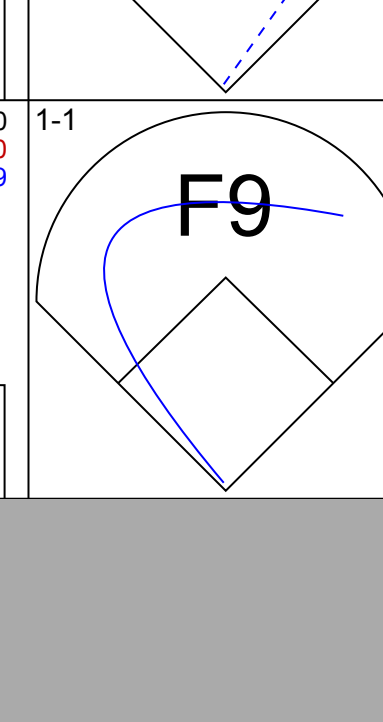
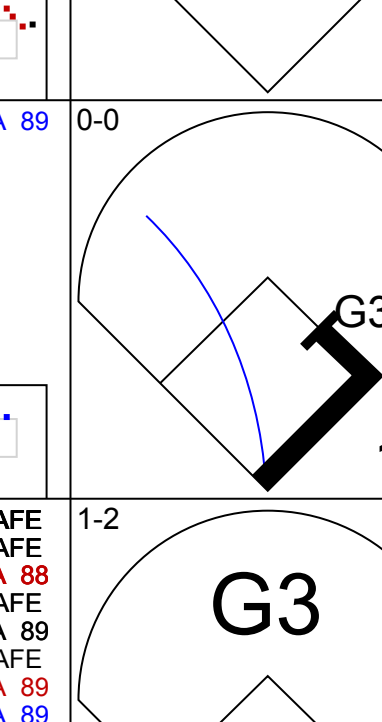
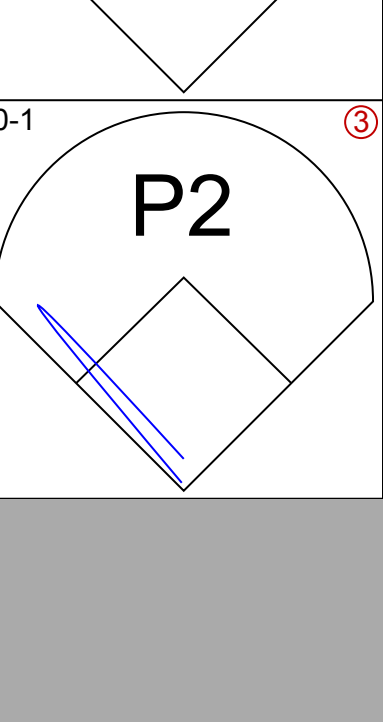
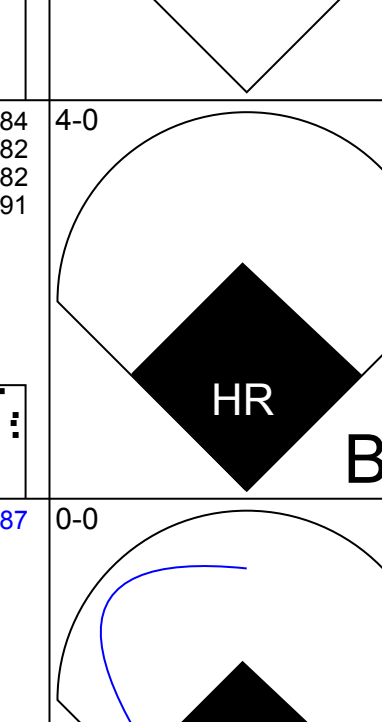
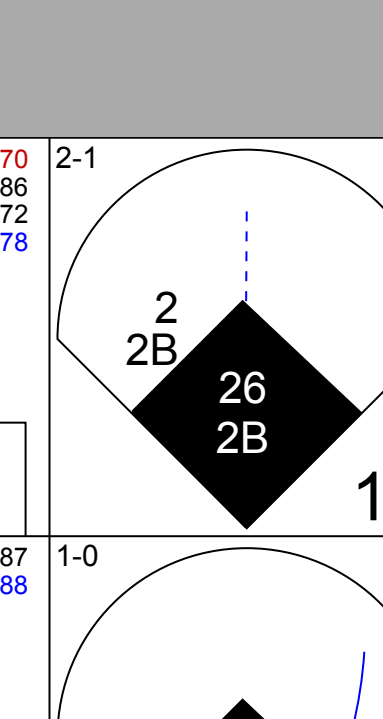
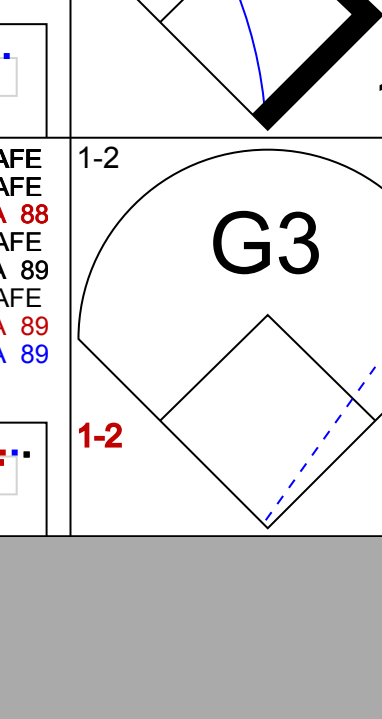

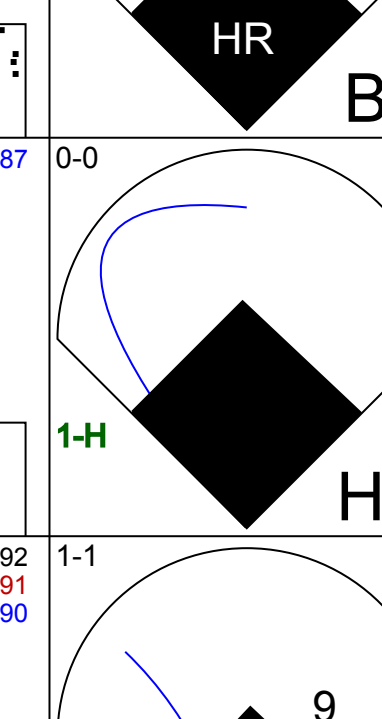

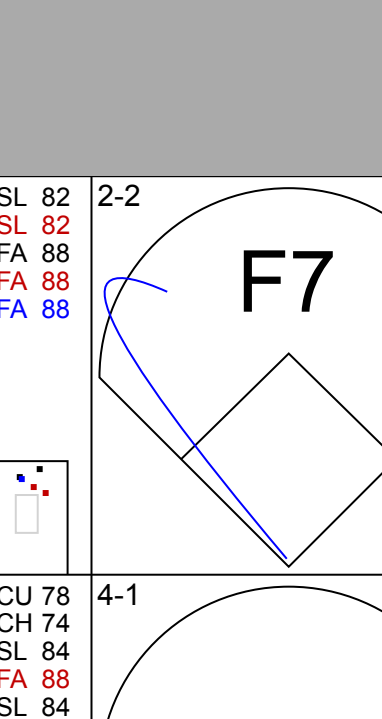
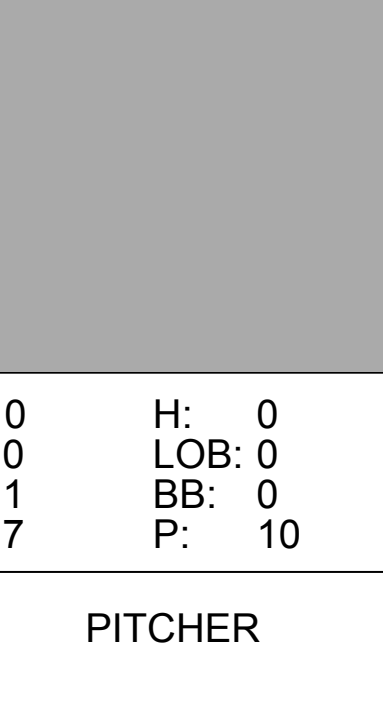
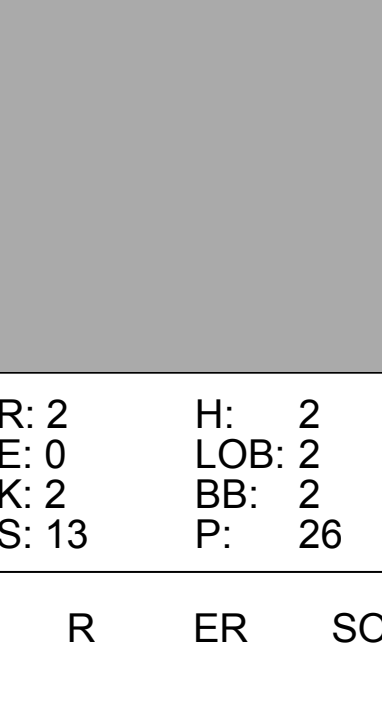
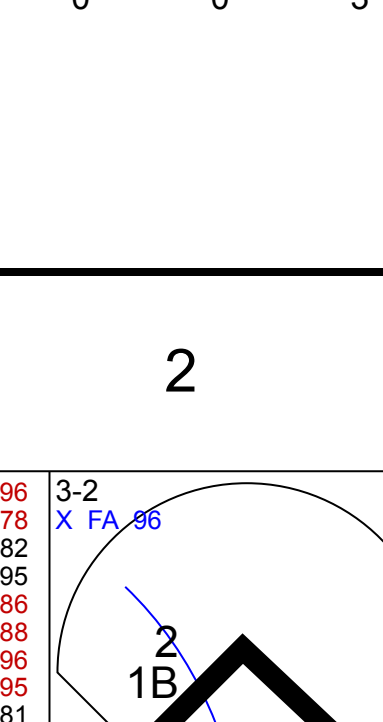
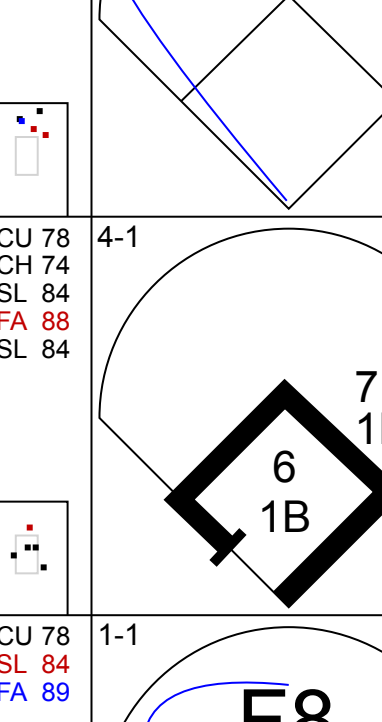
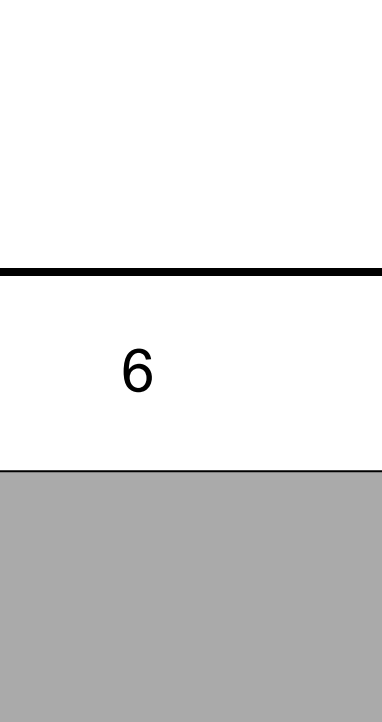
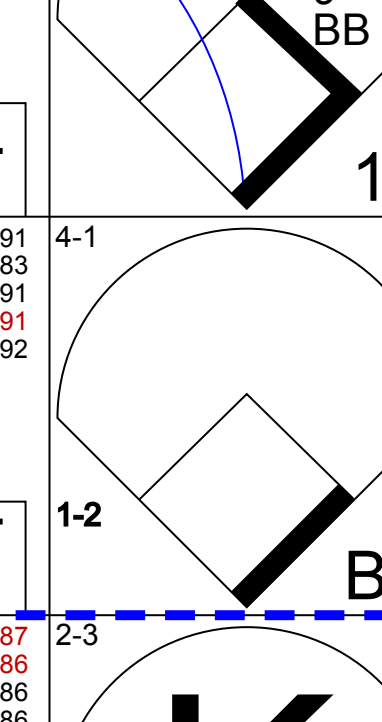
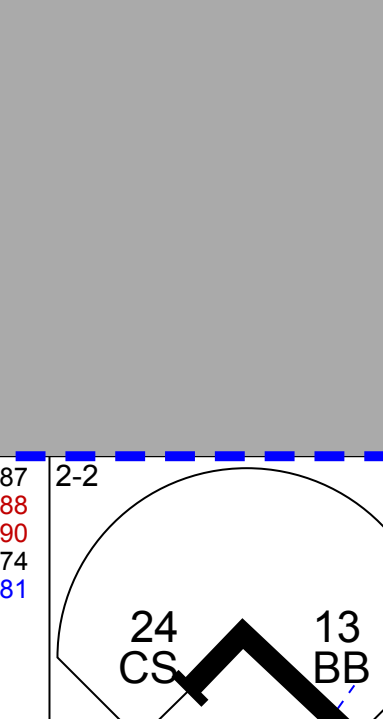
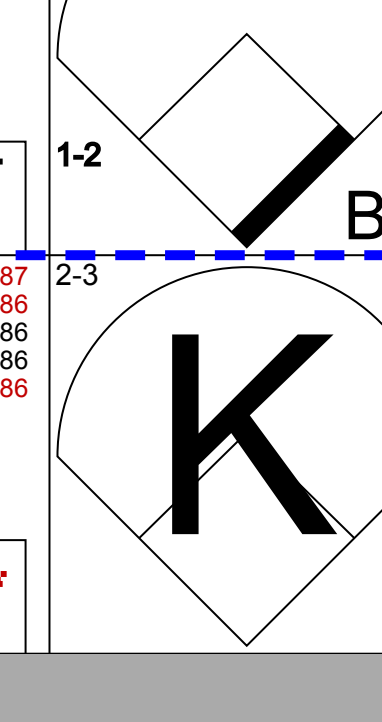
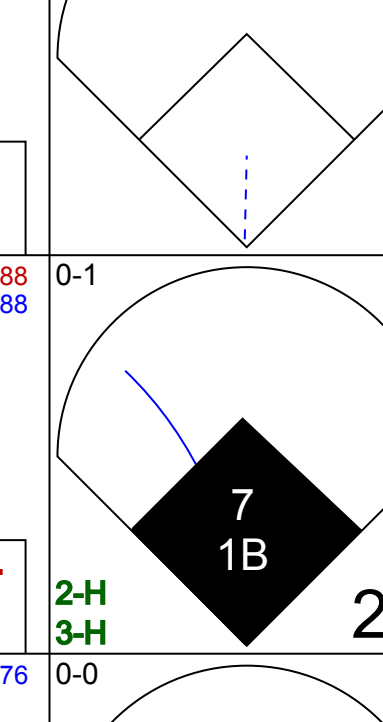
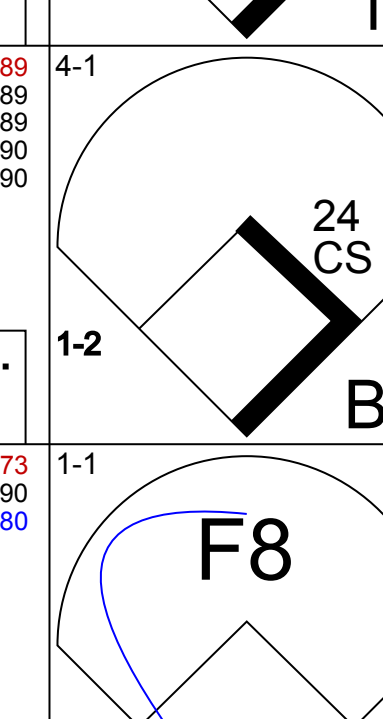
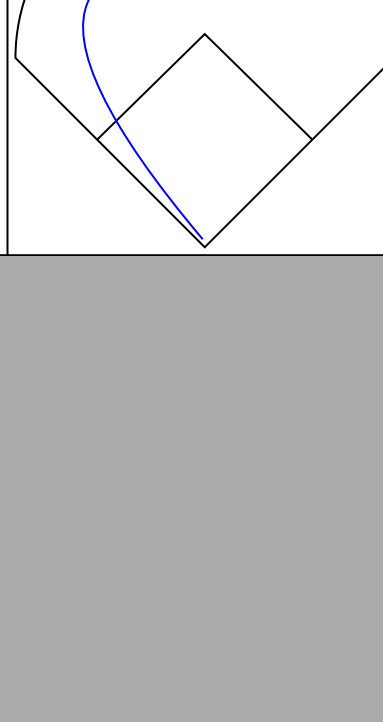
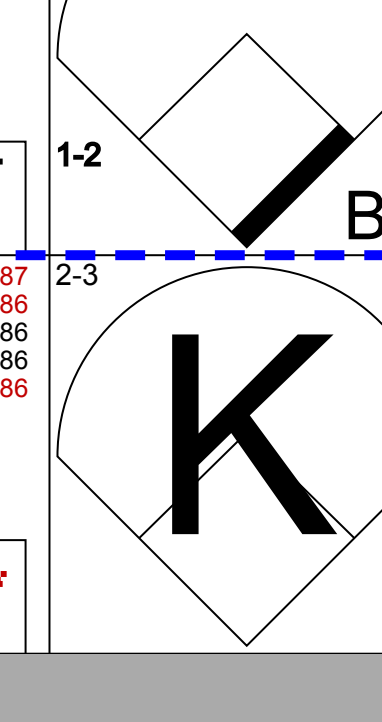
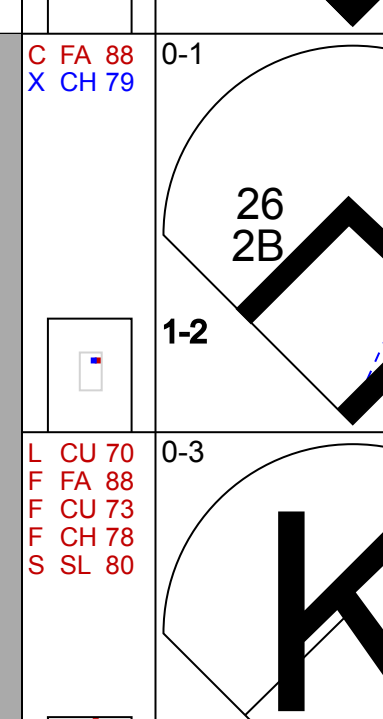


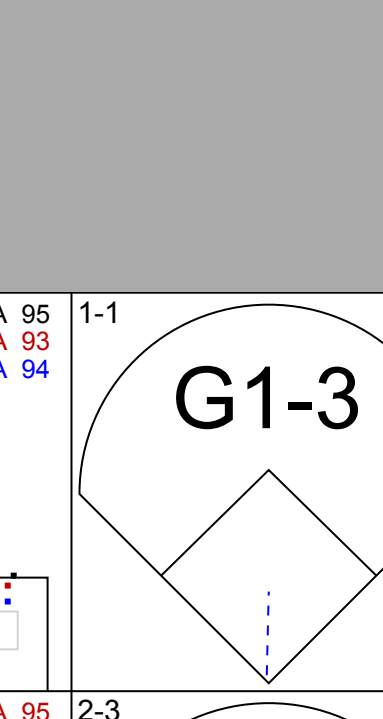
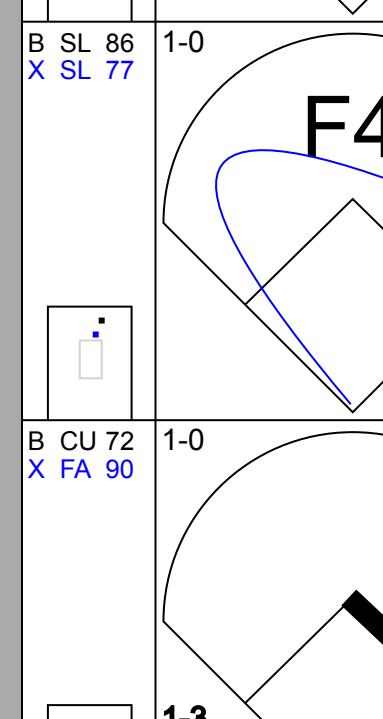


AB 51
R 5
H 10
RBI 4
BB 3
SO 13
LOB 19

Batter	1	2	3	4	5	6	7	8	9	10	11	12	13	14	AB	R	H	RBI	BB	SO	LOB	BOTTOM				
18 Johnny Damon, L OBP: 0.344, SLG: 0.380 (1, 7)															6	1	2	0	0	0	0					
2 Derek Jeter, R OBP: 0.388, SLG: 0.441 (1, 6)															6	0	2	0	0	0	1					
Bobby Abreu, L OBP: 0.364, SLG: 0.450 (1, 9)															5	1	1	0	1	0	2					
13 Alex Rodriguez, R OBP: 0.413, SLG: 0.638 (1, 5)															6	1	2	1	0	0	3					
55 Hideki Matsui, L OBP: 0.363, SLG: 0.492 (1, 10)															5	0	0	0	1	1	3					
20 Jorge Posada, S OBP: 0.333, SLG: 0.546 Bronson Ardrinola, L (8, PR) 26 José Molina, R OBP: 0.281, SLG: 0.328 (10, 2)															4	0	1	0	0	0	3					
24 Robinson Canó, L OBP: 0.350, SLG: 0.487 (1, 4)															6	0	2	1	0	2	0					
Doug Mientkiewicz, L OBP: 0.312, SLG: 0.461 Jason Giambi, L OBP: 0.359, SLG: 0.457 (8, PH) (9, 3)															2	0	0	0	0	2	0					
28 Melky Cabrera, S OBP: 0.315, SLG: 0.541 17 Shelley Duncan, R (14, PH) 14 Jeremy Eeterit, S OBP: 0.340, SLG: 0.462 (14, PH)															5	0	0	0	0	1	2					
Inning Stats	R: 0 E: 0 K: 0 S: 10	H: 2 LOB: 1 BB: 0 P: 15	R: 0 E: 1 K: 1 S: 8	H: 0 LOB: 0 BB: 0 P: 10	R: 0 E: 0 K: 0 S: 5	H: 0 LOB: 1 BB: 0 P: 7	R: 0 E: 0 K: 1 S: 8	H: 0 LOB: 0 BB: 0 P: 10	R: 0 E: 0 K: 1 S: 8	H: 0 LOB: 0 BB: 0 P: 12	R: 0 E: 0 K: 1 S: 13	H: 1 LOB: 1 BB: 0 P: 17	R: 0 E: 0 K: 1 S: 7	H: 0 LOB: 0 BB: 0 P: 8	R: 4 E: 1 K: 0 S: 19	H: 5 LOB: 2 BB: 1 P: 27	R: 0 E: 0 K: 0 S: 6	H: 0 LOB: 0 BB: 0 P: 12	R: 0 E: 0 K: 1 S: 8	H: 1 LOB: 2 BB: 1 P: 13	R: 0 E: 0 K: 2 S: 11	H: 0 LOB: 0 BB: 0 P: 16	1B: 8 2B: 4 3B: 0 HR: 0	SF: 0 SAC: 0 DP: 2 HBP: 0	WP: 0 PB: 0 SB: 0 CS: 1	PA: 54
PITCHER	IP 8.2	WLS 33	BF 8	H 4	ER 1	SO 4	BB 0	IBB 0	HBP 0	BLK 0	WP 0	HR 0	R 82	S 110	ERA 1.04	WHIP 0.923										
32 Roy Halladay, R ERA: 3.71 37 Scott Downs, L ERA: 2.28 44 Casey Janssen, R ERA: 2.4 49 Jeremy Accardo, R ERA: 2.2 40 Brian Wolfe, R ERA: 2.23	0.0	B	2	0	0	0	0	0	0	0	0	0	3	4	∞	∞										
	1.1	5	2	0	0	0	1	0	0	0	0	0	14	22	0.00	0.750										
	2.0	6	0	0	0	0	0	0	0	0	0	0	14	24	0.00	0.000										
	0.2	3	1	0	0	0	0	0	0	0	0	0	4	5	0.00	1.500										
PITCHER	IP 1.0	WLS 4	BF 1	H 0	ER 0	SO 2	BB 0	IBB 0	HBP 0	BLK 0	WP 0	HR 0	R 0	S 4	ERA 4.85	WHIP 1.000										
Joe Kennedy, L ERA: 4.85 54 Jason Frasor, R ERA: 4.28	1.0	W	4	0	0	0	1	0	0	0	0	0	3	5	0.00	0.000										
	0.1	S	1	0	0	0	1	0	0	0	0	0	0	0	0.00	0.000										

Toronto Blue Jays @ New York Yankees
Yankee Stadium, Bronx, NY
Fri Sep 21 2007, 7:05 PM EDT
Att. 54,151 - Clear - 76 F

livebaseballscores.com

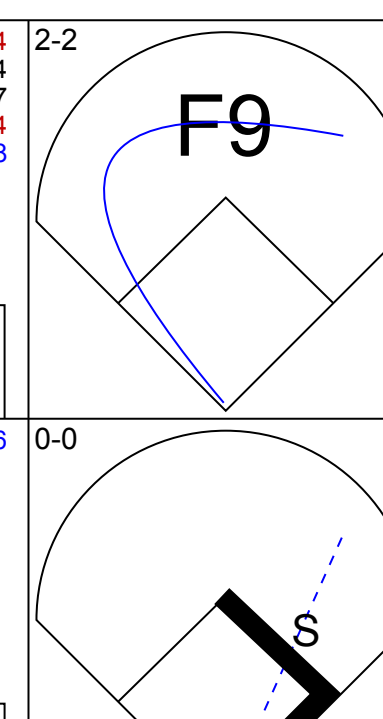
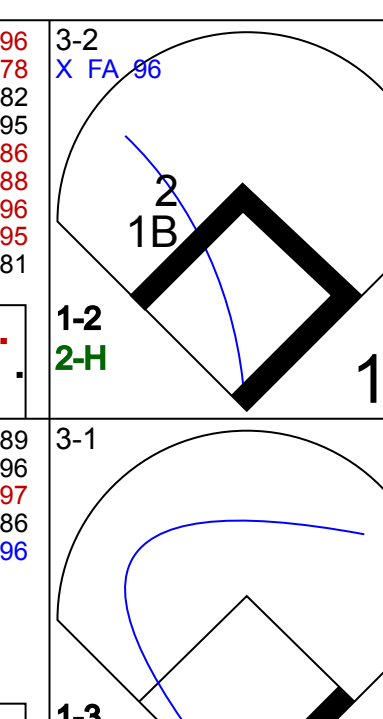
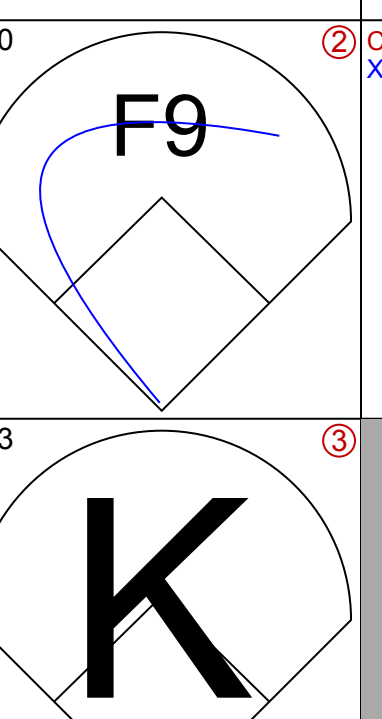
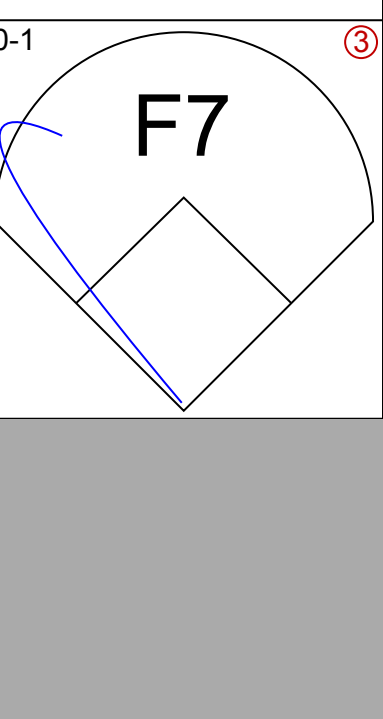

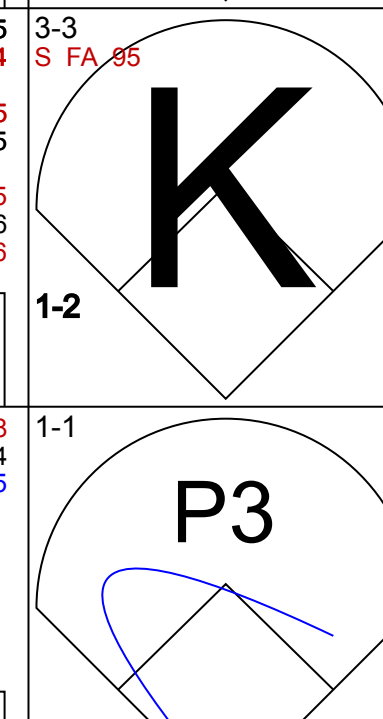
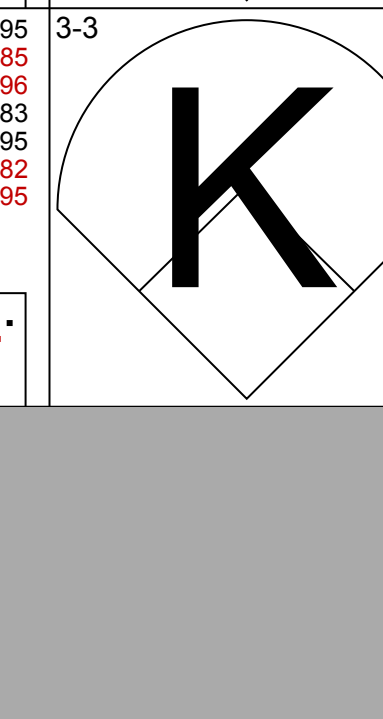

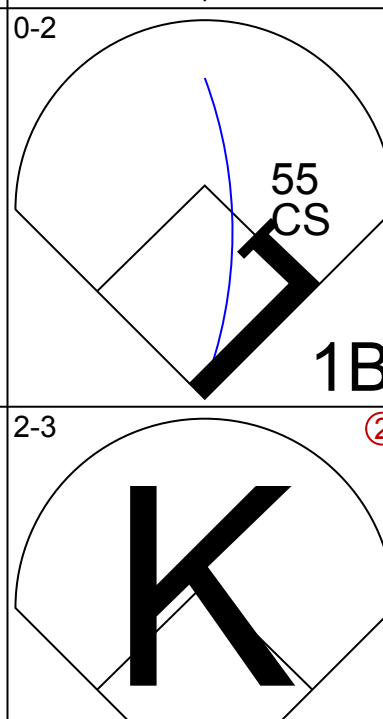
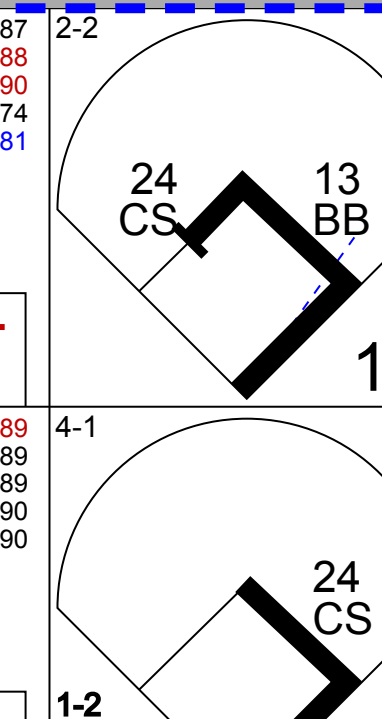

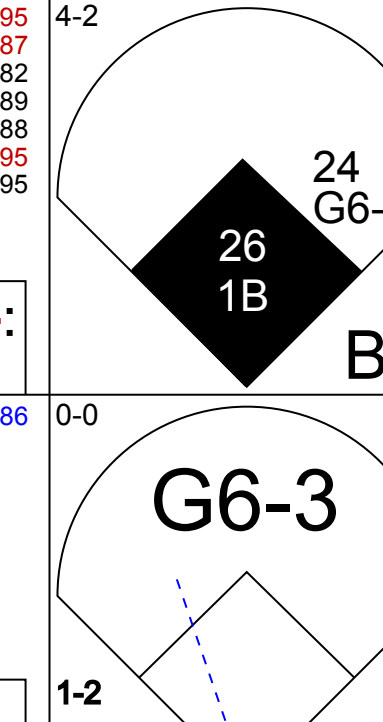
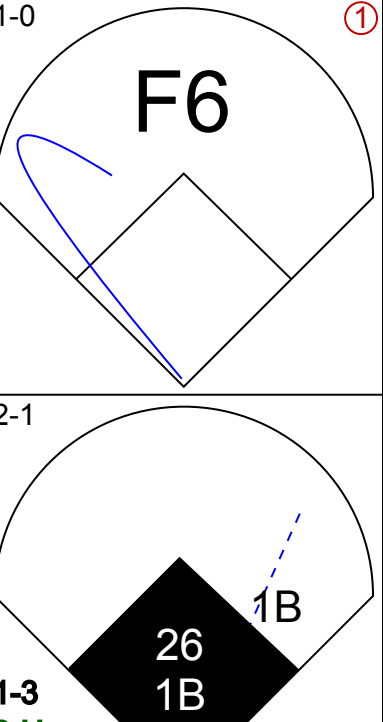
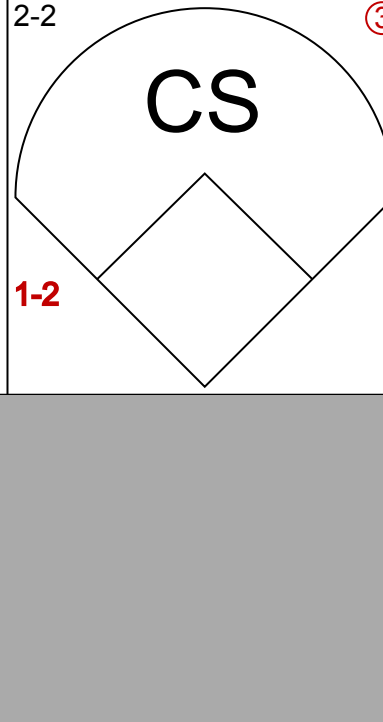
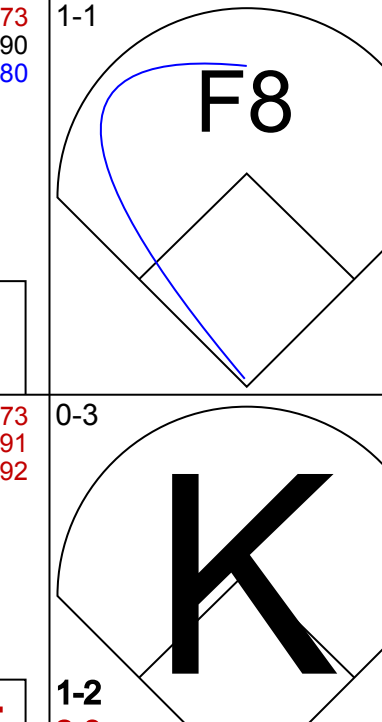


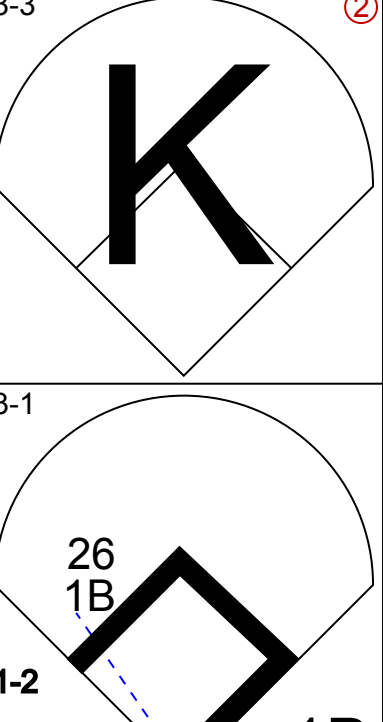




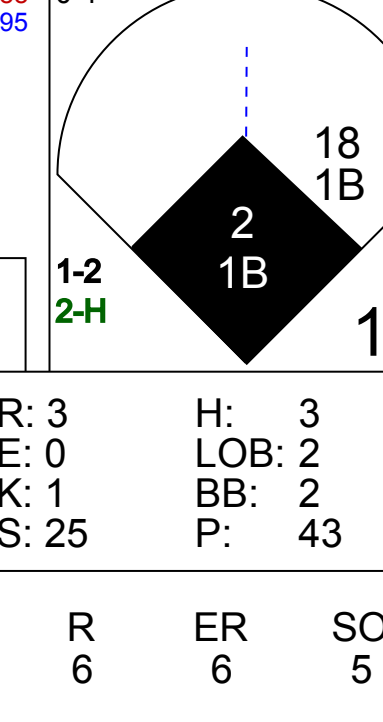
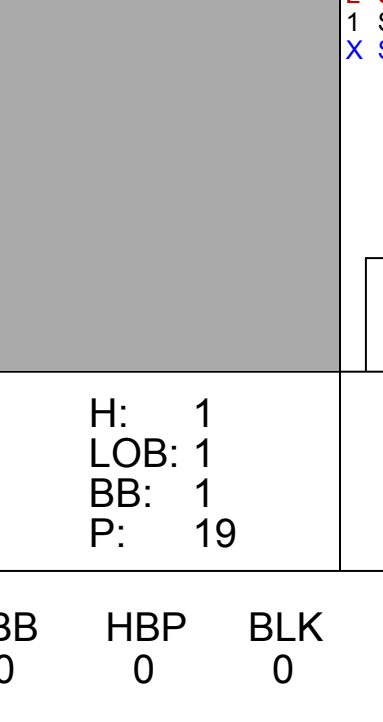
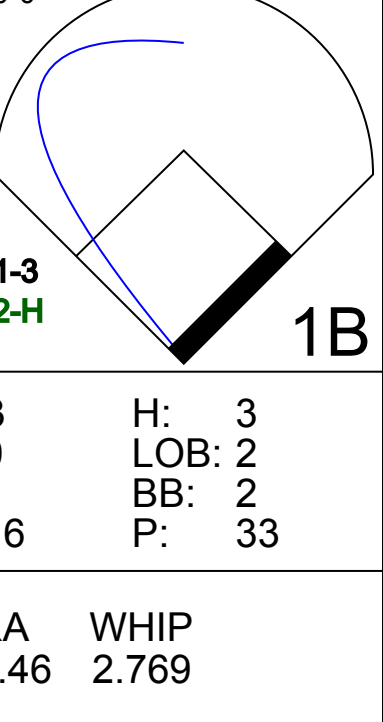

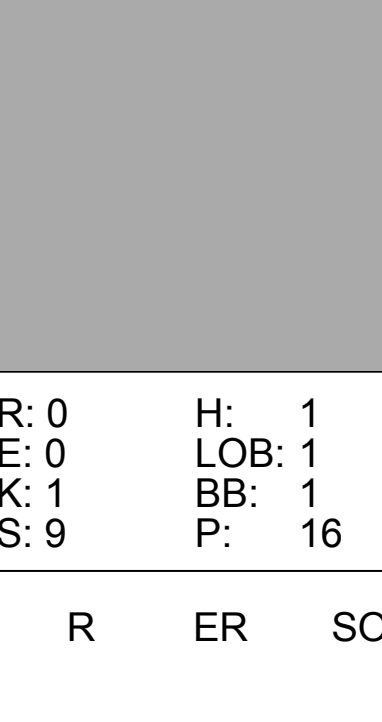
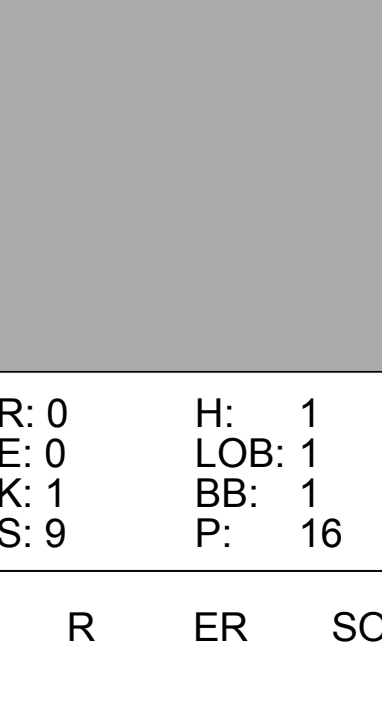



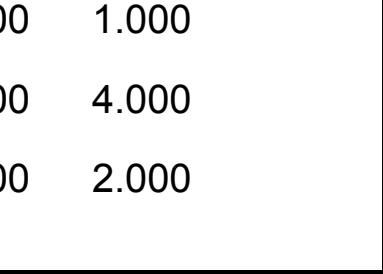



AB 52
R 4
H 11
RBI 3
SO 7
LOB 18

Batter	1	2	3	4	5	6	7	8	9	AB	R	H	RBI	BB	SO	LOB	TOP																					
Reed Johnson, R (1, 9) OBP: 0.298, SLG: 0.317										5	0	0	0	0	3	1	Toronto Blue Jays @ New York Yankees Yankee Stadium, Bronx, NY Sun Sep 23 2007, 1:05 PM EDT Att: 54,983 - Sunny - 75 F																					
8 Russ Adams, L (1, 5) OBP: 0.370, SLG: 0.468										4	0	0	0	0	3	0																						
15 Alex Rios, R (1, 8) OBP: 0.353, SLG: 0.498										3	1	1	0	1	0	0																						
Matt Stairs, L (1, 10) OBP: 0.373, SLG: 0.559										4	2	2	2	0	1	1																						
2 Aaron Hill, R (1, 4) OBP: 0.328, SLG: 0.450										4	1	2	0	0	0	0																						
9 Greg Zaun, S (1, 2) OBP: 0.336, SLG: 0.419										2	0	0	0	2	0	2																						
18 Hector Luna, R (8, PR) OBP: 0.259, SLG: 0.333										0	0	0	0	0	0	0																						
26 Adam Lind, L (1, 7) OBP: 0.275, SLG: 0.387										4	1	1	2	0	1	3																						
7 Curtis Thigpen, R (1, 3) OBP: 0.281, SLG: 0.265										4	0	2	1	0	0	0																						
6 John McDonald, R (1, 6) OBP: 0.272, SLG: 0.324										3	0	1	0	0	0	1																						
35 Lyle Overbay, L (9, PH) OBP: 0.316, SLG: 0.392										1	0	0	0	0	1	0																						
Inning Stats	R: 0 E: 0 K: 1 S: 7	H: 0 LOB: 0 BB: 0 P: 11	R: 3 E: 0 K: 0 S: 14	H: 4 LOB: 1 BB: 0 P: 18	R: 0 E: 0 K: 1 S: 7	H: 1 LOB: 0 BB: 0 P: 9	R: 0 E: 0 K: 0 S: 14	H: 2 LOB: 2 BB: 1 P: 24	R: 0 E: 0 K: 2 S: 10	H: 0 LOB: 0 BB: 0 P: 15	R: 0 E: 0 K: 1 S: 7	H: 0 LOB: 0 BB: 0 P: 10	R: 0 E: 0 K: 0 S: 7	H: 0 LOB: 0 BB: 0 P: 10	R: 2 E: 0 K: 2 S: 13	H: 2 LOB: 2 BB: 0 P: 26	R: 0 E: 0 K: 2 S: 8	H: 0 LOB: 0 BB: 0 P: 11	1B: 6 2B: 2 HR: 1	SF: 0 SAC: 0 DP: 0 HBP: 0	WP: 0 PB: 0 CS: 0	PA: 37																
PITCHER	IP	WLS	BF	H	R	ER	SO	BB	IBB	HBP	BLK	WP	HR	S	P	ERA	WHIP	PITCHER				IP	WLS	BF	H	R	ER	SO	BB	IBB	HBP	BLK	WP	HR	S	P	ERA	WHIP
35 Mike Mussina, R (1, 1) ERA: 4.98	7.0	W	27	7	3	3	5	1	0	0	0	0	0	66	97	3.86	1.143																					
Luis Vizcaino, R (8, 1) ERA: 4.17	0.2		6	2	2	2	1	2	0	0	0	0	1	10	21	27.00	6.000																					
62 Joba Chamberlain, R (8, 1) ERA: 0.42	1.1	S	4	0	0	0	3	0	0	0	0	0	0	11	16	0.00	0.000																					

Toronto Blue Jays @ New York Yankees
 Yankee Stadium, Bronx, NY
 Sun Sep 23 2007, 1:05 PM EDT
 Att: 54,983 - Sunny - 75 F

AB 34
 R 5
 H 9
 RBI 5
 BB 3
 SO 9
 LOB 8



Batter	1	2	3	4	5	6	7	8	9	AB	R	H	RBI	BB	SO	LOB	BOTTOM																					
18 Johnny Damon, L (1, 7) OBP: 0.345, SLG: 0.379										4	0	1	1	1	1	0	3																					
2 Derek Jeter, R (1, 6) OBP: 0.387, SLG: 0.439										5	0	2	1	0	2	4																						
Bobby Abreu, L (1, 9) OBP: 0.367, SLG: 0.448										4	1	2	0	1	2	3																						
13 Alex Rodriguez, R (1, 5) OBP: 0.418, SLG: 0.641										2	1	0	0	3	1	2																						
55 Hideki Matsui, L (1, 10) OBP: 0.365, SLG: 0.493										3	2	0	0	2	1	5																						
24 Robinson Cano, L (1, 4) OBP: 0.352, SLG: 0.485										5	1	3	1	0	1	3																						
28 Melky Cabrera, S (1, 8) OBP: 0.334, SLG: 0.401										3	1	0	0	1	3	5																						
Doug Mientkiewicz, L (1, 3) OBP: 0.333, SLG: 0.415										3	0	1	1	1	0	4																						
26 José Molina, R (1, 2) OBP: 0.272, SLG: 0.343										4	1	3	3	0	0	1																						
Inning Stats	R: 0 E: 0 K: 1 S: 11	H: 1 LOB: 1 BB: 0 P: 17	R: 3 E: 0 K: 1 S: 25	H: 3 LOB: 2 BB: 2 P: 43	R: 0 E: 0 K: 2 S: 14	H: 1 LOB: 1 BB: 1 P: 19	R: 0 E: 0 K: 1 S: 8	H: 0 LOB: 1 BB: 1 P: 14	R: 3 E: 0 K: 1 S: 16	H: 3 LOB: 2 BB: 2 P: 33	R: 0 E: 0 K: 2 S: 11	H: 1 LOB: 0 BB: 0 P: 16	R: 1 E: 0 K: 1 S: 15	H: 2 LOB: 3 BB: 2 P: 25	R: 0 E: 0 K: 1 S: 9	H: 1 LOB: 1 BB: 1 P: 16	1B: 11 2B: 2 3B: 0 HR: 0	SF: 0 SAC: 0 DP: 1 HBP: 0	WP: 1 PB: 0 SB: 1 CS: 4	PA: 43																		
PITCHER	IP	WLS	BF	H	R	ER	SO	BB	IBB	HBP	BLK	WP	HR	S	P	ERA	WHIP	PITCHER				IP	WLS	BF	H	R	ER	SO	BB	IBB	HBP	BLK	WP	HR	S	P	ERA	WHIP
29 Dustin McGowan, R (1, 1) ERA: 4.07	4.1	L	24	6	6	6	5	6	0	0	0	0	0	66	112	12.46	2.769																					
56 Brian Tallet, L (5, 1) ERA: 3.29	0.2		4	2	0	0	1	0	0	0	0	0	0	8	14	0.00	3.000																					
22 Brandon League, R (6, 1) ERA: 6.35	1.0		3	1	0	0	2	0	0	0	0	0	0	11	16	0.00	1.000																					
58 Josh Banks, R (7, 1) ERA: 4.5	1.0		7	2	1	1	1	2	0	0	0	0	0	15	25	9.00	4.000																					
Joe Kennedy, L (8, 1) ERA: 4.86	1.0		4	1	0	0	1	1	0	0	0	0	0	9	16	0.00	2.000																					

Toronto Blue Jays @ New York Yankees
 Yankee Stadium, Bronx, NY
 Sun Sep 23 2007, 1:05 PM EDT
 Att: 54,983 - Sunny - 75 F

AB 33
 R 7
 H 12
 RBI 7
 BB 9
 SO 10
 LOB 30



Batter	1	2	3	4	5	6	7	8	9	AB	R	H	RBI	BB	SO	LOB	TOP										
Reed Johnson, R (1, 7) OBP: 0.297, SLG: 0.320	G6-3	L7			G6-3			2B		4	0	1	0	0	0	1	Toronto Blue Jays @ New York Yankees Yankee Stadium, Bronx, NY Mon Sep 24 2007, 1:05 PM EDT Att: 53,281 - Sunny - 78 F										
Matt Stairs, L (1, 9) OBP: 0.370, SLG: 0.553	K		G6-3		F9			F8		4	0	0	0	0	1												
15 Alex Rios, R (1, 8) OBP: 0.353, SLG: 0.498	F9		F9		L8			P2		4	1	1	0	0	0	1											
Frank Thomas, R (1, 10) OBP: 0.374, SLG: 0.473		G5-3	F9		G4-3			F9		4	0	0	0	0	2												
2 Aaron Hill, R (1, 4) OBP: 0.328, SLG: 0.449		7 BB 2B	E6		G6-3			F9		4	1	1	0	0	0	0											
9 Greg Zaun, S (1, 2) OBP: 0.335, SLG: 0.415		7 BB 18 G5-3	P3		G5-3			L9		3	1	0	0	1	0	1											
7 Curtis Thigpen, R (1, 3) 35 Lyle Overbay, L (7, 3) OBP: 0.315, SLG: 0.391		18 G5-3 6 BB 2B	P4		P3			K		3	1	1	1	0	0	0											
18 Hector Luna, R (1, 5) OBP: 0.267, SLG: 0.333		G5-3	F9		F9					3	0	1	1	0	0	1											
6 John McDonald, R (1, 6) OBP: 0.272, SLG: 0.327		2B	G6-4-3		F8					3	0	1	1	0	0	1											
Inning Stats	R: 0 E: 0 K: 1 S: 7	H: 0 LOB: 0 BB: 0 P: 10	R: 3 E: 0 K: 0 S: 17	H: 3 LOB: 1 BB: 1 P: 25	R: 1 E: 1 K: 0 S: 9	H: 1 LOB: 0 BB: 0 P: 16	R: 0 E: 0 K: 0 S: 13	H: 1 LOB: 0 BB: 0 P: 19	R: 0 E: 0 K: 0 S: 12	H: 0 LOB: 0 BB: 0 P: 16	R: 0 E: 0 K: 0 S: 16	H: 1 LOB: 1 BB: 0 P: 22	R: 0 E: 0 K: 1 S: 15	H: 0 LOB: 0 BB: 0 P: 22	1B: 2 2B: 4 3B: 0 HR: 0	SF: 0 SAC: 0 DP: 1 HBP: 0		WP: 0 PB: 0 SB: 0 CS: 0	PA: 34								
PITCHER	IP	WLS	BF	H	R	ER	SO	BB	IBB	HBP	BLK	WP	HR	S	P	ERA	WHIP										
46 Andy Pettitte, L (1, 1) ERA: 3.81	6.0	L	24	5	4	3	1	1	0	0	0	0	0	63	96	4.50	1.000										
Kyle Farnsworth, R (7, 1) ERA: 4.89	1.0		3	0	0	0	0	0	0	0	0	0	0	5	8	0.00	0.000										
41 Jose Veras, R (8, 1) ERA: 8.53	1.0		4	1	0	0	0	0	0	0	0	0	0	16	22	0.00	1.000										
39 Ross Ohlendorf, R (9, 1) ERA: 2.45	1.0		3	0	0	0	1	0	0	0	0	0	0	15	22	0.00	0.000										
Batter	1	2	3	4	5	6	7	8	9	AB	R	H	RBI	BB	SO	LOB	BOTTOM										
18 Johnny Damon, L (1, 10) OBP: 0.343, SLG: 0.376	L7		G3		G1			G4-3		4	0	0	0	0	0	2	Toronto Blue Jays @ New York Yankees Yankee Stadium, Bronx, NY Mon Sep 24 2007, 1:05 PM EDT Att: 53,281 - Sunny - 78 F										
2 Derek Jeter, R (1, 6) OBP: 0.386, SLG: 0.440	F9		F9			G3 13 G1-3 2B		G6-3		4	1	1	0	0	0	2											
Bobby Abreu, L (1, 9) OBP: 0.367, SLG: 0.449	G3		G4-3		G3			G3		4	0	1	0	0	0	1											
13 Alex Rodriguez, R (1, 5) OBP: 0.417, SLG: 0.638		G6-3	G5-3		G1-3			G1-3		4	0	1	1	0	0	0											
55 Hideki Matsui, L (1, 7) OBP: 0.366, SLG: 0.495		G3-1	G3-1		G3-1			F7		4	0	2	0	0	0	2											
20 Jorge Posada, S (1, 2) OBP: 0.324, SLG: 0.545		G4-1	HBP		F7					3	0	0	0	0	0	1											
24 Robinson Cano, L (1, 4) OBP: 0.349, SLG: 0.481		G6-3	G4-3		F8			K		4	0	0	0	0	1	2											
Doug Mientkiewicz, L (1, 3) OBP: 0.333, SLG: 0.420		G1-3	G1-3		K			G6-3		3	0	1	0	0	1	0											
Jason Giambi, L (8, PH) OBP: 0.354, SLG: 0.445		2B	E3 18 G3		G4-3			G3		1	0	0	0	0	0	0											
2B Melky Cabrera, S (1, 8) OBP: 0.332, SLG: 0.398										3	0	0	0	0	0	1											
Inning Stats	R: 0 E: 0 K: 0 S: 7	H: 0 LOB: 0 BB: 0 P: 9	R: 0 E: 0 K: 0 S: 5	H: 0 LOB: 0 BB: 0 P: 10	R: 0 E: 1 K: 0 S: 8	H: 1 LOB: 2 BB: 0 P: 10	R: 0 E: 0 K: 0 S: 13	H: 1 LOB: 0 BB: 0 P: 22	R: 0 E: 0 K: 0 S: 8	H: 2 LOB: 1 BB: 0 P: 12	R: 1 E: 0 K: 0 S: 13	H: 2 LOB: 1 BB: 0 P: 20	R: 0 E: 0 K: 1 S: 5	H: 0 LOB: 0 BB: 0 P: 8	R: 0 E: 0 K: 0 S: 8	H: 2 LOB: 2 BB: 0 P: 12	R: 0 E: 0 K: 1 S: 6	H: 0 LOB: 0 BB: 0 P: 6	1B: 2 2B: 4 3B: 0 HR: 0	SF: 0 SAC: 0 DP: 0 HBP: 1	WP: 0 PB: 0 SB: 0 CS: 0	PA: 35					
PITCHER	IP	WLS	BF	H	R	ER	SO	BB	IBB	HBP	BLK	WP	HR	S	P	ERA	WHIP										
51 Jesse Litsch, R (1, 1) ERA: 3.94	7.2	W	30	5	1	1	1	0	0	0	0	0	0	64	99	1.17	0.652										
44 Casey Janssen, R (8, 1) ERA: 2.35	1.1	S	5	1	0	0	1	0	0	0	0	0	0	9	10	0.00	0.750										

AB	33
R	4
H	6
RBI	3
BB	1
SO	2
LOB	8



AB	34
R	1
H	6
RBI	1
BB	0
SO	2
LOB	11



Batter	1	2	3	4	5	6	7	8	9	AB	R	H	RBI	BB	SO	LOB	TOP			
Reed Johnson, R (1, 9) OBP: 0.303, SLG: 0.325										4	2	1	1	0	0	1	Toronto Blue Jays @ Baltimore Orioles Oriole Park at Camden Yards, Baltimore, MD Wed Sep 26 2007, 7:05 PM EDT Att: 15,424 - Partly Cloudy - 85 F			
Matt Stairs, L (1, 3) OBP: 0.370, SLG: 0.549										4	1	1	2	1	2	1				
15 Alex Rios, R (1, 8) OBP: 0.355, SLG: 0.497										3	1	2	1	2	0	0				
Frank Thomas, R (1, 10) OBP: 0.376, SLG: 0.480										3	0	0	1	1	0	3				
2 Aaron Hill, R (1, 4) OBP: 0.332, SLG: 0.456										4	1	3	0	1	0	0				
9 Greg Zaun, S (1, 2) OBP: 0.339, SLG: 0.413										4	1	0	1	1	3	6				
26 Adam Lind, L (1, 7) OBP: 0.279, SLG: 0.385										4	0	1	2	1	2	6				
8 Russ Adams, L (1, 5) OBP: 0.333, SLG: 0.415										4	1	0	0	0	0	6				
18 Hector Luna, R (7, 5) OBP: 0.295, SLG: 0.323										1	0	0	0	0	1	1				
6 John McDonald, R (1, 6) OBP: 0.282, SLG: 0.337										4	1	1	0	1	2	1				
Inning Stats	R: 8 E: 0 K: 0 S: 23	H: 6 LOB: 2 BB: 3 P: 41	R: 0 E: 0 K: 1 S: 9	H: 1 LOB: 1 BB: 0 P: 18	R: 0 E: 0 K: 2 S: 13	H: 0 LOB: 0 BB: 0 P: 19	R: 0 E: 0 K: 2 S: 10	H: 1 LOB: 2 BB: 1 P: 17	R: 0 E: 0 K: 1 S: 8	H: 0 LOB: 3 BB: 3 P: 24	R: 0 E: 0 K: 1 S: 9	H: 0 LOB: 0 BB: 0 P: 14	R: 0 E: 0 K: 0 S: 6	H: 0 LOB: 0 BB: 0 P: 8	R: 0 E: 0 K: 2 S: 18	H: 0 LOB: 1 BB: 1 P: 25	1B: 9 2B: 0 3B: 0 HR: 0	SF: 1 SAC: 0 DP: 0 HBP: 1	WP: 0 PB: 0 SB: 0 CS: 0	PA: 45
PITCHER	IP WLS BF H R ER SO BB IBB HBP BLK WP HR S P ERA WHIP																			
Victor Zambrano, R (1, 1) ERA: 9.74	0.2 L 10 4 8 8 0 3 0 0 0 0 0 19 36 108.00 10.500																			
Kurt Birkins, L (1, 1) ERA: 7.41	4.1 19 5 0 0 6 1 0 0 0 0 0 44 74 0.00 1.385																			
62 Radhames Liz, R (6, 1) ERA: 7.84	4.0 16 0 0 0 4 4 0 0 0 0 0 43 71 0.00 1.000																			

Batter	1	2	3	4	5	6	7	8	9	AB	R	H	RBI	BB	SO	LOB	BOTTOM					
1 Brian Roberts, S (1, 4) OBP: 0.380, SLG: 0.436										4	0	0	0	1	2	3	Toronto Blue Jays @ Baltimore Orioles Oriole Park at Camden Yards, Baltimore, MD Wed Sep 26 2007, 7:05 PM EDT Att: 15,424 - Partly Cloudy - 85 F					
6 Melvin Mora, R (1, 10) OBP: 0.345, SLG: 0.426										5	0	1	0	0	0	4						
21 Nick Markakis, L (1, 9) OBP: 0.357, SLG: 0.478										5	1	4	0	0	0	1						
Miguel Tejada, R (1, 6) OBP: 0.356, SLG: 0.448										5	0	0	0	0	0	6						
Kevin Millar, R (1, 3) OBP: 0.363, SLG: 0.415										5	1	1	0	0	1	4						
Ramon Hernandez, R (1, 2) OBP: 0.330, SLG: 0.366										5	2	2	1	0	0	1						
9 Scott Moore, L (1, 5) OBP: 0.196, SLG: 0.302										4	1	1	0	0	1	2						
Jay Payton, R (1, 7) OBP: 0.286, SLG: 0.351										4	0	1	1	0	0	1						
Tike Redman, L (1, 8) OBP: 0.350, SLG: 0.474										3	0	2	2	0	0	0						
Inning Stats	R: 0 E: 1 K: 0 S: 15	H: 1 LOB: 2 BB: 0 P: 25	R: 0 E: 1 K: 0 S: 8	H: 1 LOB: 3 BB: 1 P: 14	R: 0 E: 0 K: 1 S: 9	H: 1 LOB: 0 BB: 0 P: 10	R: 0 E: 0 K: 1 S: 11	H: 0 LOB: 0 BB: 0 P: 17	R: 0 E: 0 K: 1 S: 7	H: 0 LOB: 0 BB: 0 P: 10	R: 3 E: 1 K: 1 S: 17	H: 4 LOB: 2 BB: 0 P: 25	R: 0 E: 0 K: 0 S: 6	H: 1 LOB: 1 BB: 0 P: 7	R: 2 E: 0 K: 0 S: 12	H: 3 LOB: 1 BB: 0 P: 14		R: 0 E: 0 K: 0 S: 9	H: 1 LOB: 1 BB: 0 P: 15	1B: 11 2B: 1 3B: 0 HR: 0	SF: 1 SAC: 0 DP: 1 HBP: 0	WP: 0 PB: 0 SB: 0 CS: 0
PITCHER	IP WLS BF H R ER SO BB IBB HBP BLK WP HR S P ERA WHIP																					
32 Roy Halladay, R (1, 1) ERA: 3.71	7.0 W 35 11 5 3 4 0 0 0 0 0 0 80 115 3.86 1.714																					
37 Scott Downs, L (8, 1) ERA: 2.24	1.0 H 3 0 0 0 0 0 0 0 0 0 0 5 7 0.00 0.000																					
49 Jeremy Accardo, R (9, 1) ERA: 2.17	1.0 S 4 1 0 0 0 0 0 0 0 0 0 9 15 0.00 1.000																					

AB	35
R	8
H	9
RBI	8
BB	8
SO	10
LOB	25



AB	40
R	5
H	12
RBI	4
BB	1
SO	4
LOB	22



Batter	1	2	3	4	5	6	7	8	9	AB	R	H	RBI	BB	SO	LOB	TOP										
8 Russ Adams, L (1,5) OBP: 0.317, SLG: 0.393 6 John McDonald, R (9,PH) OBP: 0.281, SLG: 0.336	G4-3		K		SH5-4	G4-3		G5-3		3	0	0	0	1	2		Toronto Blue Jays @ Baltimore Orioles Oriole Park at Camden Yards, Baltimore, MD Thu Sep 27 2007, 7:05 PM EDT Att: 15,817 - Partly Cloudy - 86 F livebaseballscores.com AB 35 R 5 H 9 RBI 4 BB 1 SO 5 LOB 13										
Matt Stairs, L (1,3) OBP: 0.365, SLG: 0.541	F9			G4-3	K		P4	K		5	0	0	0	2	2												
15 Alex Rios, R (1,8) OBP: 0.354, SLG: 0.494	G6-3			G6-3			F8			3	0	0	0	1	0												
Frank Thomas, R (1,10) OBP: 0.377, SLG: 0.480				G5-3	G6-3					4	0	2	0	0	3												
2 Aaron Hill, R (1,4) OBP: 0.333, SLG: 0.458										4	2	2	0	0	2												
26 Adam Lind, L (1,7) OBP: 0.279, SLG: 0.385 Reed Johnson, R (8,PH) OBP: 0.302, SLG: 0.323 (8,7)										3	1	1	0	0	1	2											
John Ford Griffin, L (1,9) OBP: 0.600, SLG: 1.000 18 Hector Luna, R (8,PH) OBP: 0.257, SLG: 0.313 (8,9)										2	2	1	2	0	0	0											
7 Curtis Thigpen, R (1,2) OBP: 0.277, SLG: 0.274										4	0	1	1	0	1	1											
Ray Olmedo, S (1,6) OBP: 0.217, SLG: 0.283										4	0	2	1	0	0	1											
Inning Stats	R: 0 E: 0 K: 0 S: 5	H: 0 LOB: 0 BB: 0 P: 10	R: 0 E: 0 K: 1 S: 6	H: 1 LOB: 0 BB: 0 P: 12	R: 0 E: 0 K: 1 S: 13	H: 1 LOB: 1 BB: 0 P: 18	R: 0 E: 0 K: 0 S: 6	H: 0 LOB: 0 BB: 0 P: 11	R: 3 E: 1 K: 1 S: 18	H: 4 LOB: 3 BB: 1 P: 29	R: 2 E: 1 K: 1 S: 18	H: 2 LOB: 1 BB: 0 P: 27	R: 0 E: 0 K: 0 S: 8	H: 0 LOB: 0 BB: 0 P: 10	R: 0 E: 0 K: 0 S: 5	H: 0 LOB: 0 BB: 0 P: 5		R: 0 E: 0 K: 1 S: 7	H: 0 LOB: 0 BB: 0 P: 10	1B: 7 2B: 2 3B: 0 HR: 0	SF: 1 SAC: 1 DP: 0 HBP: 0	WP: 1 PB: 1 SB: 0 CS: 1	PA: 38				
PITCHER	IP	WLS	BF	H	R	ER	SO	BB	IBB	HBP	BLK	WP	HR	S	P	ERA	WHIP										
46 Jeremy Guthrie, R (1,1) ERA: 3.7	5.0		22	6	3	3	3	1	0	0	0	0	0	48	80	5.40	1.400										
27 Jim Hoey, R (6,1) ERA: 7.53	1.2	W	8	2	2	1	1	0	0	0	0	1	0	23	34	5.40	1.200										
Chad Bradford, R (7,1) ERA: 3.39	0.1	H	2	1	0	0	0	0	0	0	0	0	0	3	3	0.00	3.000										
32 Jamie Walker, L (8,1) ERA: 3.23	2.0	S	6	0	0	0	1	0	0	0	0	0	0	12	15	0.00	0.000										

Batter	1	2	3	4	5	6	7	8	9	AB	R	H	RBI	BB	SO	LOB	BOTTOM										
1 Brian Roberts, S (1,4) OBP: 0.377, SLG: 0.432	K	F8		F7		P3		K		5	0	0	0	0	2	2	Toronto Blue Jays @ Baltimore Orioles Oriole Park at Camden Yards, Baltimore, MD Thu Sep 27 2007, 7:05 PM EDT Att: 15,817 - Partly Cloudy - 86 F livebaseballscores.com AB 36 R 8 H 13 RBI 8 BB 1 SO 5 LOB 13										
Tike Redman, L (1,8) OBP: 0.344, SLG: 0.462	L3	F9		F9				G6-3		5	1	1	0	0	0	2											
21 Nick Markakis, L (1,9) OBP: 0.358, SLG: 0.478										4	0	2	0	0	0	0											
Miguel Tejada, R (1,10) OBP: 0.356, SLG: 0.446	G6-3									4	1	1	1	0	0	2											
17 Aubrey Huff, L (1,3) OBP: 0.335, SLG: 0.440										3	2	2	0	1	0	0											
6 Melvin Mora, R (1,5) OBP: 0.343, SLG: 0.423										3	0	0	1	0	1	3											
Jay Payton, R (1,7) OBP: 0.290, SLG: 0.362										4	2	3	3	0	0	2											
Paul Bako, L (1,2) OBP: 0.277, SLG: 0.256 J.R. House, R (6,PH) OBP: 0.250, SLG: 0.441 (7,2)										2	0	1	0	0	0	1											
2 Luis Hernandez, S (1,6) OBP: 0.317, SLG: 0.387										4	1	2	2	0	1	0											
Inning Stats	R: 0 E: 0 K: 1 S: 11	H: 1 LOB: 1 BB: 0 P: 12	R: 2 E: 0 K: 0 S: 19	H: 4 LOB: 2 BB: 0 P: 25	R: 2 E: 0 K: 0 S: 9	H: 3 LOB: 1 BB: 0 P: 16	R: 0 E: 0 K: 0 S: 7	H: 0 LOB: 0 BB: 0 P: 10	R: 0 E: 0 K: 0 S: 6	H: 0 LOB: 0 BB: 0 P: 8	R: 2 E: 0 K: 1 S: 13	H: 2 LOB: 2 BB: 0 P: 24	R: 1 E: 0 K: 1 S: 11	H: 2 LOB: 2 BB: 1 P: 19	R: 1 E: 0 K: 2 S: 10	H: 1 LOB: 0 BB: 0 P: 16		1B: 8 2B: 2 3B: 0 HR: 3	SF: 1 SAC: 0 DP: 0 HBP: 0	WP: 0 PB: 0 SB: 1 CS: 0	PA: 38						
PITCHER	IP	WLS	BF	H	R	ER	SO	BB	IBB	HBP	BLK	WP	HR	S	P	ERA	WHIP										
58 Josh Banks, R (1,1) ERA: 7.36	5.1		25	9	5	5	1	0	0	0	0	0	1	13	21	27.00	4.500										
56 Brian Tallet, L (6,1) ERA: 3.54	0.2	L	5	3	2	2	1	0	0	0	0	0	1	13	21	27.00	4.500										
40 Brian Wolfe, R (7,1) ERA: 2.64	1.1		6	1	1	1	2	0	1	0	0	0	1	10	20	6.75	0.750										
Joe Kennedy, L (8,1) ERA: 4.83	0.2		2	0	0	0	1	0	0	0	0	0	0	6	8	0.00	0.000										

Batter	1	2	3	4	5	6	7	8	9	AB	R	H	RBI	BB	SO	LOB	TOP					
1 Akinori Iwamura, L OBP: 0.359, SLG: 0.411										4	0	1	1	1	2	0	Tampa Bay Devil Rays @ Toronto Blue Jays Rogers Centre, Toronto, ON Sun Sep 30 2007, 1:07 PM EDT Att: 44,156 - Sunny - 68 F					
Jorge Velandía, R OBP: 0.424, SLG: 0.520										3	1	0	0	2	1	2						
23 Carlos Peña, L OBP: 0.411, SLG: 0.627										4	2	2	1	1	2	2						
Greg Norton, S OBP: 0.358, SLG: 0.347										3	1	1	1	0	0	1						
Delmon Young, R OBP: 0.316, SLG: 0.408										2	0	0	0	0	1	0						
Raul Casanova, S OBP: 0.315, SLG: 0.519										5	0	3	1	0	0	0						
30 Dioner Navarro, S OBP: 0.286, SLG: 0.356										5	1	1	0	0	0	5						
31 Jonny Gomes, R OBP: 0.322, SLG: 0.460										4	1	1	1	0	2	1						
29 Joel Guzman, R OBP: 0.282, SLG: 0.378										4	1	1	1	0	1	1						
10 Justin Ruggiano, R OBP: 0.267, SLG: 0.214										4	1	2	2	0	1	0						
Inning Stats	R: 1 E: 0 K: 2 S: 9	H: 1 LOB: 0 BB: 0 P: 13	R: 0 E: 0 K: 1 S: 6	H: 0 LOB: 0 BB: 0 P: 11	R: 0 E: 0 K: 3 S: 9	H: 0 LOB: 0 BB: 0 P: 15	R: 0 E: 0 K: 0 S: 10	H: 1 LOB: 2 BB: 1 P: 18	R: 1 E: 0 K: 0 S: 10	H: 1 LOB: 0 BB: 0 P: 14	R: 5 E: 0 K: 0 S: 23	H: 5 LOB: 2 BB: 2 P: 43	R: 0 E: 0 K: 2 S: 15	H: 1 LOB: 0 BB: 0 P: 20	R: 1 E: 0 K: 1 S: 16	H: 2 LOB: 2 BB: 1 P: 29	R: 0 E: 0 K: 1 S: 10	H: 1 LOB: 1 BB: 0 P: 15	1B: 8 2B: 1 3B: 2 HR: 1	SF: 1 SAC: 0 DP: 0 HBP: 0	WP: 0 PB: 0 SB: 1 CS: 1	PA: 43
PITCHER	IP WLS BF H R ER SO BB IBB HBP BLK WP HR S P ERA WHIP	IP WLS BF H R ER SO BB IBB HBP BLK WP HR S P ERA WHIP	IP WLS BF H R ER SO BB IBB HBP BLK WP HR S P ERA WHIP	IP WLS BF H R ER SO BB IBB HBP BLK WP HR S P ERA WHIP	IP WLS BF H R ER SO BB IBB HBP BLK WP HR S P ERA WHIP	IP WLS BF H R ER SO BB IBB HBP BLK WP HR S P ERA WHIP	IP WLS BF H R ER SO BB IBB HBP BLK WP HR S P ERA WHIP	IP WLS BF H R ER SO BB IBB HBP BLK WP HR S P ERA WHIP	IP WLS BF H R ER SO BB IBB HBP BLK WP HR S P ERA WHIP	IP WLS BF H R ER SO BB IBB HBP BLK WP HR S P ERA WHIP	IP WLS BF H R ER SO BB IBB HBP BLK WP HR S P ERA WHIP	IP WLS BF H R ER SO BB IBB HBP BLK WP HR S P ERA WHIP	IP WLS BF H R ER SO BB IBB HBP BLK WP HR S P ERA WHIP	IP WLS BF H R ER SO BB IBB HBP BLK WP HR S P ERA WHIP	IP WLS BF H R ER SO BB IBB HBP BLK WP HR S P ERA WHIP	IP WLS BF H R ER SO BB IBB HBP BLK WP HR S P ERA WHIP						
A.J. Burnett, R ERA: 3.75	5.2	L	27	8	7	7	6	2	0	0	0	0	0	0	0	0	11.12	1.765				
56 Brian Tallet, L ERA: 3.47	1.1	H	6	1	0	0	2	1	0	0	0	0	0	0	0	0	0.00	1.500				
Josh Towers, R ERA: 5.38	2.0	H	10	3	1	1	2	1	0	0	0	0	0	0	0	0	4.50	2.000				

Batter	1	2	3	4	5	6	7	8	9	AB	R	H	RBI	BB	SO	LOB	BOTTOM					
Reed Johnson, R OBP: 0.305, SLG: 0.320										3	0	1	0	0	0	2	Tampa Bay Devil Rays @ Toronto Blue Jays Rogers Centre, Toronto, ON Sun Sep 30 2007, 1:07 PM EDT Att: 44,156 - Sunny - 68 F					
8 Russ Adams, L OBP: 0.313, SLG: 0.383										4	0	1	1	0	1	1						
15 Alex Rios, R OBP: 0.354, SLG: 0.498										4	2	2	0	0	1	1						
26 Adam Lind, L OBP: 0.278, SLG: 0.400										4	0	1	2	0	1	1						
John-Ford Griffin, L OBP: 0.429, SLG: 0.700										4	0	1	0	0	3	1						
7 Curtis Thigpen, R OBP: 0.294, SLG: 0.287										3	1	1	0	1	1	1						
18 Hector Luna, R OBP: 0.217, SLG: 0.238										4	1	0	0	0	1	2						
1 Joe Inglett, L OBP: 0.600, SLG: 1.000										4	0	2	2	0	0	0						
Ray Olmedo, S OBP: 0.245, SLG: 0.294										3	1	1	0	1	0	0						
Inning Stats	R: 1 E: 0 K: 2 S: 17	H: 2 LOB: 1 BB: 0 P: 23	R: 1 E: 0 K: 1 S: 13	H: 1 LOB: 1 BB: 2 P: 24	R: 0 E: 0 K: 1 S: 8	H: 0 LOB: 0 BB: 0 P: 9	R: 1 E: 0 K: 1 S: 14	H: 2 LOB: 1 BB: 0 P: 22	R: 1 E: 0 K: 1 S: 9	H: 2 LOB: 1 BB: 0 P: 18	R: 0 E: 0 K: 2 S: 9	H: 0 LOB: 0 BB: 0 P: 14	R: 0 E: 0 K: 0 S: 13	H: 1 LOB: 1 BB: 0 P: 16	R: 1 E: 0 K: 0 S: 7	H: 2 LOB: 0 BB: 0 P: 14		R: 0 E: 0 K: 0 S: 8	H: 0 LOB: 0 BB: 0 P: 12	1B: 6 2B: 2 3B: 2 HR: 0	SF: 0 SAC: 1 DP: 2 HBP: 0	WP: 0 PB: 0 SB: 3 CS: 0
PITCHER	IP WLS BF H R ER SO BB IBB HBP BLK WP HR S P ERA WHIP	IP WLS BF H R ER SO BB IBB HBP BLK WP HR S P ERA WHIP	IP WLS BF H R ER SO BB IBB HBP BLK WP HR S P ERA WHIP	IP WLS BF H R ER SO BB IBB HBP BLK WP HR S P ERA WHIP	IP WLS BF H R ER SO BB IBB HBP BLK WP HR S P ERA WHIP	IP WLS BF H R ER SO BB IBB HBP BLK WP HR S P ERA WHIP	IP WLS BF H R ER SO BB IBB HBP BLK WP HR S P ERA WHIP	IP WLS BF H R ER SO BB IBB HBP BLK WP HR S P ERA WHIP	IP WLS BF H R ER SO BB IBB HBP BLK WP HR S P ERA WHIP	IP WLS BF H R ER SO BB IBB HBP BLK WP HR S P ERA WHIP	IP WLS BF H R ER SO BB IBB HBP BLK WP HR S P ERA WHIP	IP WLS BF H R ER SO BB IBB HBP BLK WP HR S P ERA WHIP	IP WLS BF H R ER SO BB IBB HBP BLK WP HR S P ERA WHIP	IP WLS BF H R ER SO BB IBB HBP BLK WP HR S P ERA WHIP	IP WLS BF H R ER SO BB IBB HBP BLK WP HR S P ERA WHIP	IP WLS BF H R ER SO BB IBB HBP BLK WP HR S P ERA WHIP						
49 Jason Hammel, R ERA: 6.14	5.0	W	22	7	4	4	6	2	0	0	0	0	0	0	0	0	7.20	1.800				
Grant Balfour, R ERA: 7.69	1.0	H	3	0	0	0	2	0	0	0	0	0	0	0	0	0	0.00	0.000				
Jon Switzer, L ERA: 8.05	1.0	H	4	1	0	0	0	0	0	0	0	0	0	0	0	0	0.00	1.000				
Scott Dohmann, R ERA: 3.31	0.1	H	3	2	1	1	0	0	0	0	0	0	0	0	0	0	27.00	6.000				
47 Gary Glover, R ERA: 4.89	0.2	H	1	0	0	0	0	0	0	0	0	0	0	0	0	0	0.00	0.000				