

# Toronto Blue Jays - 2008









Batter	1	2	3	4	5	6	7	8	9	AB	R	H	RBI	BB	SO	LOB					
Reed Johnson, R (1,8) OBP: 0.500, SLG: 0.250 66 Matt Watson, L (6,8)	1-2 G4-3		1-0 HBP		0-1 P3			1-0 F7		2	0	0	0	0	0	0					
4 Shannon Stewart, R (1,7) 26 Adam Lind, L (6,7)	2-2 L3		0-0 L1-3			4-0 BB		0-3 K		2	0	0	0	1	0	1					
15 Alex Rios, R (1,9) 20 Sergio Santos, R (6,5)	0-1 G6-3		0-1 F9			0-2 G5-4-3		0-0 1B		3	0	0	0	0	0	1					
2 Aaron Hill, R (1,10) 68 Brian Jeroloman, L (8,PH) (8,10)		3-2 HBP		0-0 2B		0-0 G5-3		0-3 K		2	2	1	0	0	0	0					
19 Marco Scutaro, R (1,5) 43 Ryan Patterson, R (7,9)		0-3 K		1-1 F8			0-0 F7		1-1 F7	3	0	0	0	0	1	2					
20 Rod Barajas, R (1,2) 14 Robinson Diaz, R (6,2)		4-2 BB		0-0 1B		1-2 G6-3		0-0 1B		1	0	1	1	1	0	0					
8 Russ Adams, L (1,4) 1 Joe Inglett, L (5,4)		1-2 1B		2-3 K		2-2 1B		2-0 1B		2	0	1	0	0	1	1					
6 John McDonald, R (1,6) 60 Pedro Lopez, R (6,6)		2-1 SF7		2-2 1B		2-2 1B		0-2 G4-6-3		1	0	1	1	0	0	0					
7 Curtis Thigpen, R (1,3) 62 Chip Cannon, L (7,3)		1-1 F8		0-1 G6-4-3		1-1 FC4-6				3	0	0	0	0	0	5					
<b>Inning Stats</b>	R: 0 E: 0 K: 0 S: 8	H: 0 LOB: 0 BB: 0 P: 11	R: 1 E: 0 K: 1 S: 16	H: 1 LOB: 2 BB: 1 P: 27	R: 0 E: 0 K: 1 S: 3	H: 0 LOB: 0 BB: 0 P: 4	R: 1 E: 0 K: 1 S: 7	H: 2 LOB: 0 BB: 0 P: 10	R: 0 E: 0 K: 0 S: 4	H: 0 LOB: 0 BB: 1 P: 8	R: 0 E: 0 K: 12 S: 12	H: 2 LOB: 2 BB: 0 P: 17	R: 0 E: 0 K: 2 S: 8	H: 1 LOB: 1 BB: 0 P: 9	R: 0 E: 0 K: 0 S: 7	H: 2 LOB: 1 BB: 0 P: 10	1B: 8 2B: 2 3B: 0 HR: 0	SF: 1 SAC: 0 DP: 4 HBP: 2	WP: 0 PB: 0 SB: 0 CS: 1	PA: 35	
<b>PITCHER</b>	IP WLS BF H R ER SO BB IBB HBP BLK WP HR S P ERA WHIP	IP WLS BF H R ER SO BB IBB HBP BLK WP HR S P ERA WHIP	IP WLS BF H R ER SO BB IBB HBP BLK WP HR S P ERA WHIP	IP WLS BF H R ER SO BB IBB HBP BLK WP HR S P ERA WHIP	IP WLS BF H R ER SO BB IBB HBP BLK WP HR S P ERA WHIP	IP WLS BF H R ER SO BB IBB HBP BLK WP HR S P ERA WHIP	IP WLS BF H R ER SO BB IBB HBP BLK WP HR S P ERA WHIP	IP WLS BF H R ER SO BB IBB HBP BLK WP HR S P ERA WHIP	IP WLS BF H R ER SO BB IBB HBP BLK WP HR S P ERA WHIP	IP WLS BF H R ER SO BB IBB HBP BLK WP HR S P ERA WHIP	IP WLS BF H R ER SO BB IBB HBP BLK WP HR S P ERA WHIP	IP WLS BF H R ER SO BB IBB HBP BLK WP HR S P ERA WHIP	IP WLS BF H R ER SO BB IBB HBP BLK WP HR S P ERA WHIP	IP WLS BF H R ER SO BB IBB HBP BLK WP HR S P ERA WHIP	IP WLS BF H R ER SO BB IBB HBP BLK WP HR S P ERA WHIP	IP WLS BF H R ER SO BB IBB HBP BLK WP HR S P ERA WHIP	IP WLS BF H R ER SO BB IBB HBP BLK WP HR S P ERA WHIP	IP WLS BF H R ER SO BB IBB HBP BLK WP HR S P ERA WHIP	IP WLS BF H R ER SO BB IBB HBP BLK WP HR S P ERA WHIP	IP WLS BF H R ER SO BB IBB HBP BLK WP HR S P ERA WHIP	IP WLS BF H R ER SO BB IBB HBP BLK WP HR S P ERA WHIP

**Toronto Blue Jays @ Tampa Bay Rays**  
 Sat Mar 01 2008, 1:05 PM EST  
 Att: 4,918 - Sunny - 65 F

**Toronto Blue Jays @ Tampa Bay Rays**  
 Progress Energy Park, Home of Al Lang Field, St. Petersburg, FL

AB 30  
 R 2  
 H 9  
 RBI 2  
 BB 2  
 SO 4  
 LOB 13



Batter	1	2	3	4	5	6	7	8	9	AB	R	H	RBI	BB	SO	LOB					
1 Akinori Iwamura, L (1,4) OBP: 0.333, SLG: 0.333 43 Elliot Johnson, S (6,4)	3-2 1B		0-0 SH1-3			0-0 2B	0-2 2B			1	0	1	0	0	0	0					
13 Carl Crawford, L (1,7) 29 Joel Guzman, R (4,3)	0-0 FC6-4		0-1 F8			0-0 G5-3	0-0 1B			2	0	0	0	0	0	2					
23 Carlos Pena, L (1,3) 20 Mike DiFelice, R (4,2) 88 Josh Paul, R (7,2)	1-1 1B		3-3 K			2-2 1B		0-0 G4-3		2	0	1	0	0	1	1					
15 Cliff Floyd, L (1,9) 10 Justin Ruggiano, R (4,PR) OBP: 0.400, SLG: 0.400	0-1 F6			1-0 1B		1-1 1B		2-3 K		2	0	1	0	0	0	2					
5 Rocco Baldelli, R (1,10) 3 Evan Longoria, R (6,PH) (7,10)	1-2 FC5-4			1-2 G6-3		2-1 3B		4-2 BB		2	0	0	0	0	0	3					
16 Willy Aybar, S (1,5) 18 Ben Zobrist, S (5,5)		1-2 P4		0-3 K		1-2 3B		0-3 K		2	0	0	0	0	1	1					
61 Hector Gimenez, S (1,2) 26 John Rodriguez, L (4,7)		1-2 L9			1-0 P2	3-1 F9-2				1	0	0	0	0	0	0					
8 Jason Bartlett, R (1,6) 63 Jon Weber, L (6,8)		0-0 F7			1-2 F7		3-1 G1-3			2	0	0	0	0	0	0					
38 Fernando Perez, R (1,8) 64 Andy Cannizaro, R (6,6)			0-0 1B		0-2 F8		1-2 P4			2	0	1	0	0	0	0					
<b>Inning Stats</b>	R: 0 E: 0 K: 0 S: 12	H: 2 LOB: 2 BB: 0 P: 17	R: 0 E: 0 K: 0 S: 8	H: 0 LOB: 0 BB: 0 P: 10	R: 0 E: 0 K: 1 S: 7	H: 1 LOB: 1 BB: 0 P: 10	R: 0 E: 0 K: 1 S: 7	H: 1 LOB: 1 BB: 0 P: 9	R: 0 E: 0 K: 0 S: 8	H: 0 LOB: 0 BB: 0 P: 10	R: 4 E: 0 K: 0 S: 15	H: 5 LOB: 0 BB: 0 P: 22	R: 1 E: 0 K: 0 S: 10	H: 2 LOB: 1 BB: 0 P: 14	R: 0 E: 0 K: 2 S: 9	H: 0 LOB: 1 BB: 1 P: 15	1B: 7 2B: 3 3B: 2 HR: 0	SF: 0 SAC: 1 DP: 1 HBP: 0	WP: 0 PB: 0 SB: 0 CS: 1	PA: 33	
<b>PITCHER</b>	IP WLS BF H R ER SO BB IBB HBP BLK WP HR S P ERA WHIP	IP WLS BF H R ER SO BB IBB HBP BLK WP HR S P ERA WHIP	IP WLS BF H R ER SO BB IBB HBP BLK WP HR S P ERA WHIP	IP WLS BF H R ER SO BB IBB HBP BLK WP HR S P ERA WHIP	IP WLS BF H R ER SO BB IBB HBP BLK WP HR S P ERA WHIP	IP WLS BF H R ER SO BB IBB HBP BLK WP HR S P ERA WHIP	IP WLS BF H R ER SO BB IBB HBP BLK WP HR S P ERA WHIP	IP WLS BF H R ER SO BB IBB HBP BLK WP HR S P ERA WHIP	IP WLS BF H R ER SO BB IBB HBP BLK WP HR S P ERA WHIP	IP WLS BF H R ER SO BB IBB HBP BLK WP HR S P ERA WHIP	IP WLS BF H R ER SO BB IBB HBP BLK WP HR S P ERA WHIP	IP WLS BF H R ER SO BB IBB HBP BLK WP HR S P ERA WHIP	IP WLS BF H R ER SO BB IBB HBP BLK WP HR S P ERA WHIP	IP WLS BF H R ER SO BB IBB HBP BLK WP HR S P ERA WHIP	IP WLS BF H R ER SO BB IBB HBP BLK WP HR S P ERA WHIP	IP WLS BF H R ER SO BB IBB HBP BLK WP HR S P ERA WHIP	IP WLS BF H R ER SO BB IBB HBP BLK WP HR S P ERA WHIP	IP WLS BF H R ER SO BB IBB HBP BLK WP HR S P ERA WHIP	IP WLS BF H R ER SO BB IBB HBP BLK WP HR S P ERA WHIP	IP WLS BF H R ER SO BB IBB HBP BLK WP HR S P ERA WHIP	IP WLS BF H R ER SO BB IBB HBP BLK WP HR S P ERA WHIP

**Toronto Blue Jays @ Tampa Bay Rays**  
 Sat Mar 01 2008, 1:05 PM EST  
 Att: 4,918 - Sunny - 65 F

**Toronto Blue Jays @ Tampa Bay Rays**  
 Progress Energy Park, Home of Al Lang Field, St. Petersburg, FL

AB 31  
 R 5  
 H 11  
 RBI 5  
 BB 1  
 SO 4  
 LOB 12





Batter	1	2	3	4	5	6	7	8	9	AB	R	H	RBI	BB	SO	LOB	TOP		
32 Jay Bruce, L (1,8) OBP: 0.500, SLG: 0.583 93 Drew Anderson, S (2,9)	G4-3			G4-3		E5		1B		2	0	1	2	0	0	0	<b>Cincinnati Reds @ Toronto Blue Jays</b> Knology Park, Dunedin, FL Sun Mar 02 2008, 12:35 PM EST Att.: 4,972 - Sunny - 70 F		
30 Norris Hopper, R (1,7) 46 Andy Phillips, R (6,PH) OBP: 0.333, SLG: 0.250 (6,7)	G5-3	F8			G6-3	K		K		3	0	0	0	0	0	1			
27 Jeff Keppinger, R (1,6) 60 Andy Green, R (6,6)	E3		F8		G6-3		K		G6-3	3	0	0	0	0	0	0			
4 Brandon Phillips, R (1,4) 66 Paul Jamish, R (6,4) OBP: 0.300, SLG: 0.222 OBP: 0.200, SLG: 0.400					G6-3		G5-3		G5-3	3	0	2	0	0	0	0			
28 Edwin Encarnación, R (1,5) 82 Adam Rosales, R (6,PR) OBP: 0.300, SLG: 0.250 OBP: 0.500, SLG: 0.900	G6-3			1B		65 E		G6-3	G4-3	1	0	0	0	2	0	2			
Scott Hatteberg, L (1,3) 19 Joey Votto, L (4,3) OBP: 0.600, SLG: 0.500 OBP: 0.333, SLG: 0.375		G3-1				F8				2	0	1	0	0	0	0			
6 Ryan Freel, R (1,10) 93 Drew Anderson, S (8,PH)	G6-3		FC5-4			G6-3		G3-1		3	0	0	0	0	0	3			
63 Chris Dickerson, L (1,9) 54 Jolbert Cabrera, R (6,8) OBP: 0.462, SLG: 0.909 OBP: 0.556, SLG: 0.750				G3-1						2	1	1	0	1	0	0			
9 Paul Bako, L (1,2) 65 Ryan Hanigan, R (6,PH) OBP: 0.143, SLG: 0.143 (6,2)					G1-3			FC5-4		1	1	0	0	1	0	0			
Inning Stats	R: 0 E: 1 K: 0 S: 5	H: 1 LOB: 2 BB: 0 P: 5	R: 2 E: 0 K: 0 S: 5	H: 2 LOB: 1 BB: 1 P: 9	R: 0 E: 0 K: 0 S: 4	H: 2 LOB: 2 BB: 1 P: 8	R: 0 E: 0 K: 0 S: 3	H: 0 LOB: 0 BB: 0 P: 3	R: 0 E: 0 K: 1 S: 5	H: 0 LOB: 3 BB: 2 P: 5	R: 1 E: 2 K: 1 S: 8	H: 3 LOB: 2 BB: 0 P: 8	R: 0 E: 0 K: 0 S: 3	H: 0 LOB: 0 BB: 0 P: 3	1B: 5 2B: 2 3B: 1 HR: 0	SF: 0 SAC: 0 DP: 0 HBP: 0		WP: 0 PB: 0 SB: 0 CS: 1	PA: 41
PITCHER	IP	WLS	BF	H	R	ER	SO	BB	IBB	HBP	BLK	WP	HR	S	P	ERA	WHIP		
A.J. Burnett, R (1,1) ERA: 9.0	2.0		11	3	2	2	0	1	0	0	0	0	0	10	14	9.00	2.000		
27 Lance Carter, R (3,1) ERA: 0.00	1.0	5	2	0	0	0	0	1	0	0	0	0	0	4	8	0.00	3.000		
57 Shawn Camp, R (4,1) ERA: 0.00	1.0	3	0	0	0	0	0	0	0	0	0	0	0	3	3	0.00	0.000		
Randy Wells, R (5,1) ERA: 0.00	1.0	3	0	0	0	0	0	0	0	0	0	0	0	3	3	0.00	0.000		
64 Jeremy Cummings, R (6,1) ERA: 2.000	1.0	W	7	0	1	0	1	2	0	0	0	0	0	7	15	0.00	2.000		
41 Tracy Thorpe, R (7,1) ERA: 0.00	1.0	H	3	0	0	0	1	0	0	0	0	0	0	5	5	0.00	0.000		
50 Davis Romero, L (8,1) ERA: 9.00	1.0	H	6	3	1	1	1	0	0	0	0	0	0	8	8	9.00	3.000		
46 Mike Gosling, L (9,1) ERA: 0.000	1.0		3	0	0	0	0	0	0	0	0	0	0	3	3	0.00	0.000		

AB	34
R	4
H	7
RBI	3
BB	4
SO	3
LOB	15

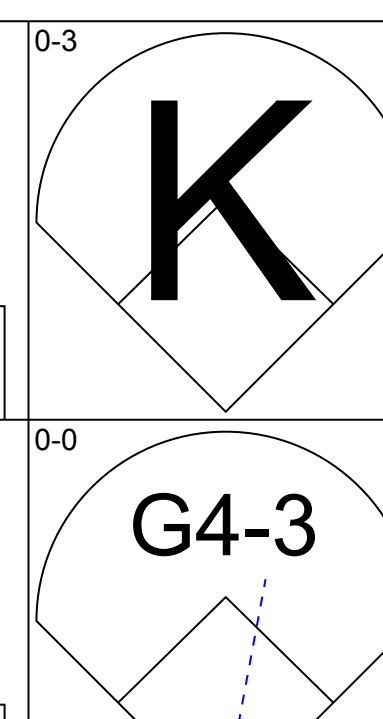
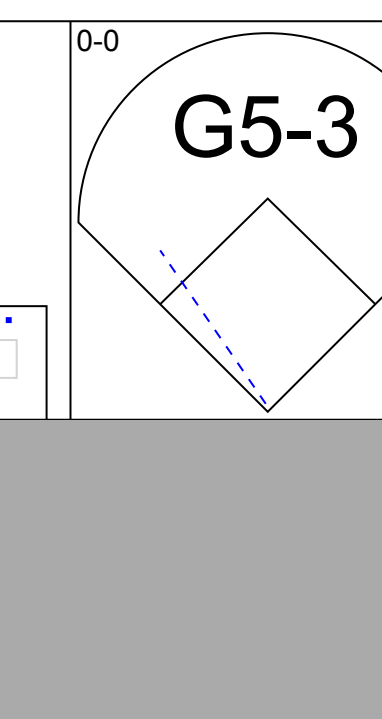
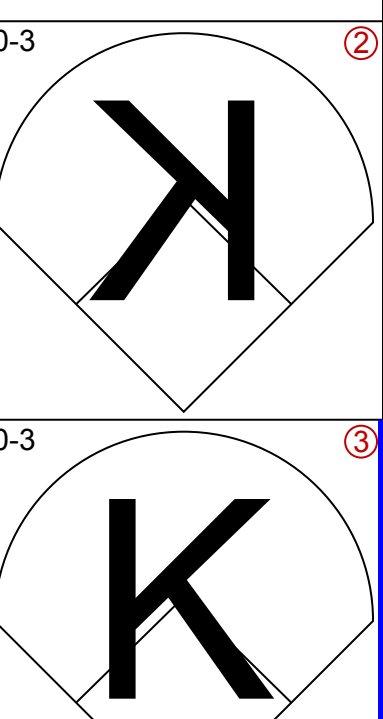
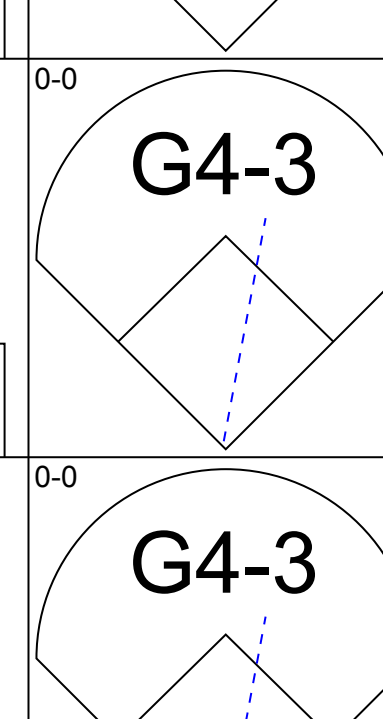
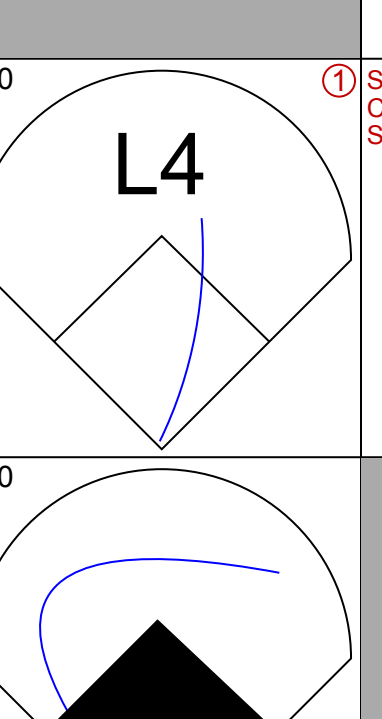
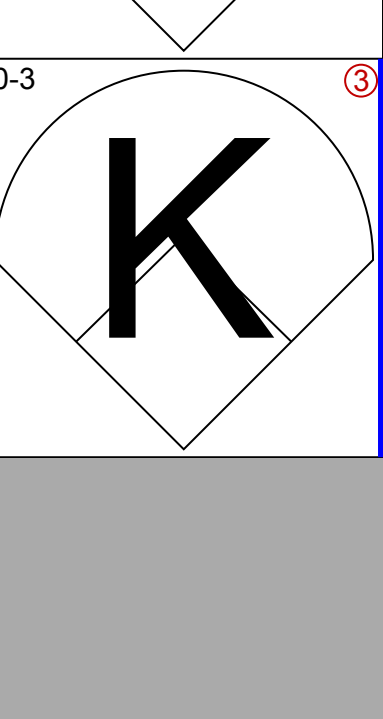
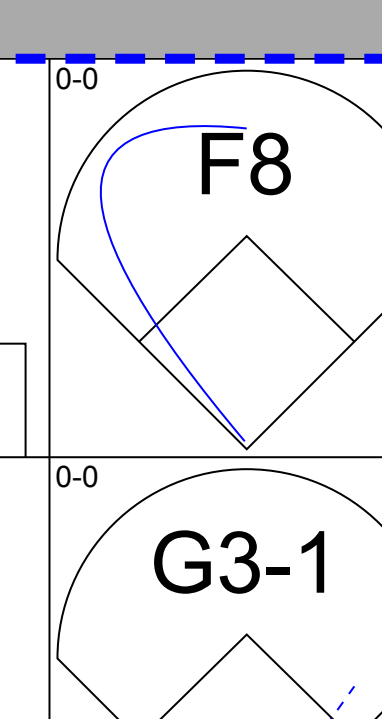
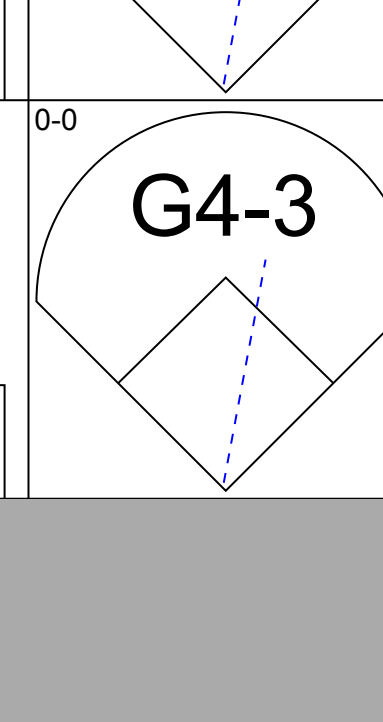
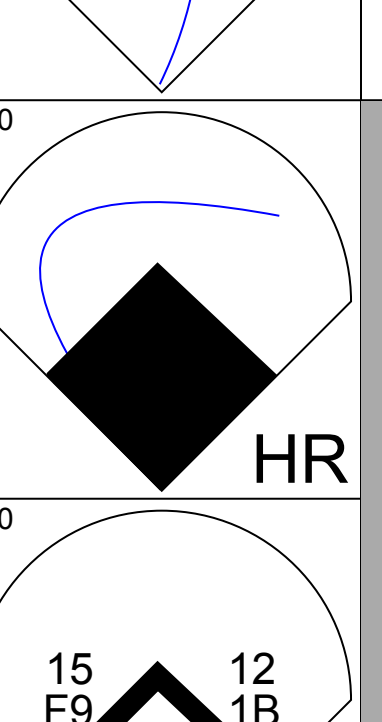
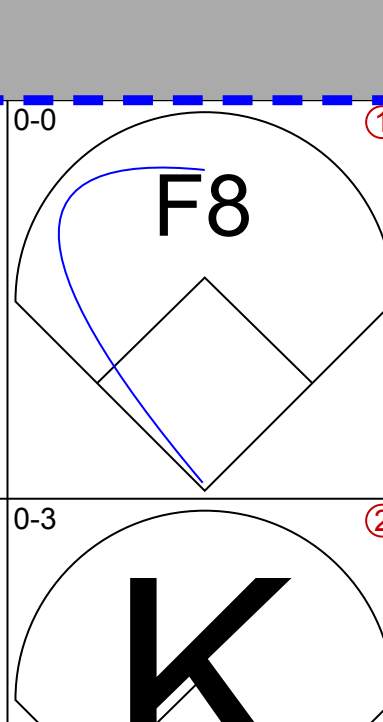
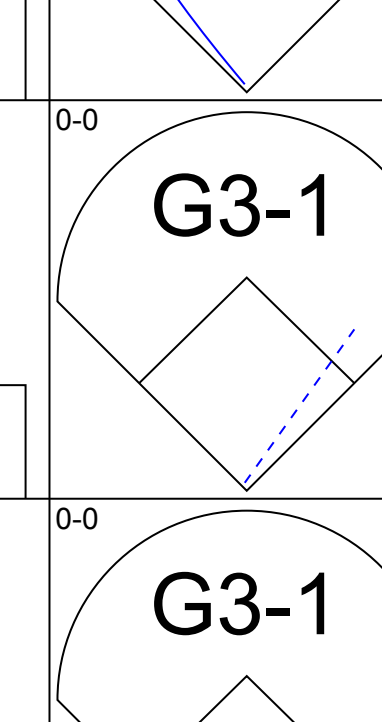
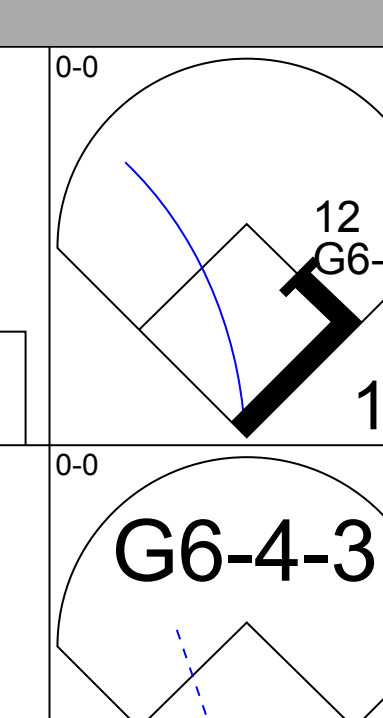
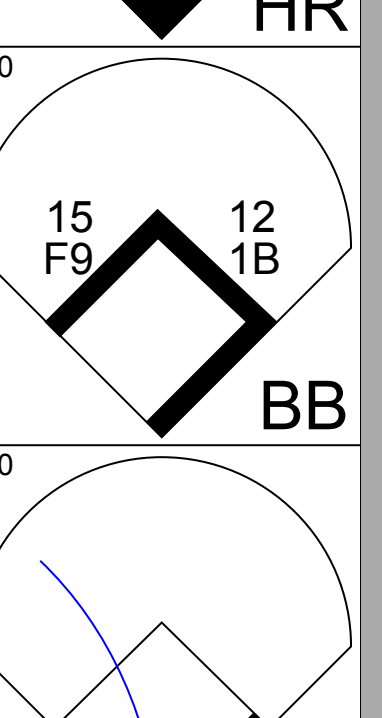
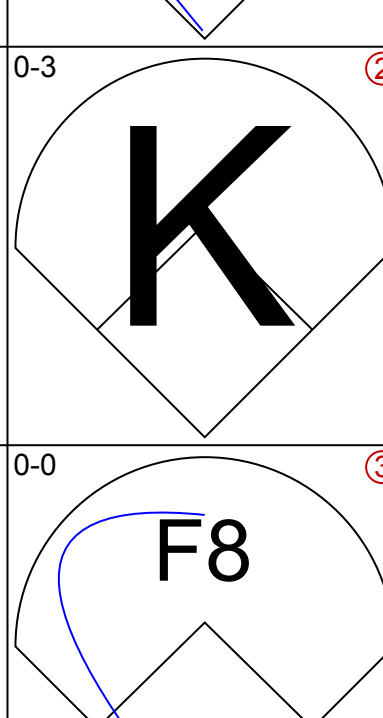
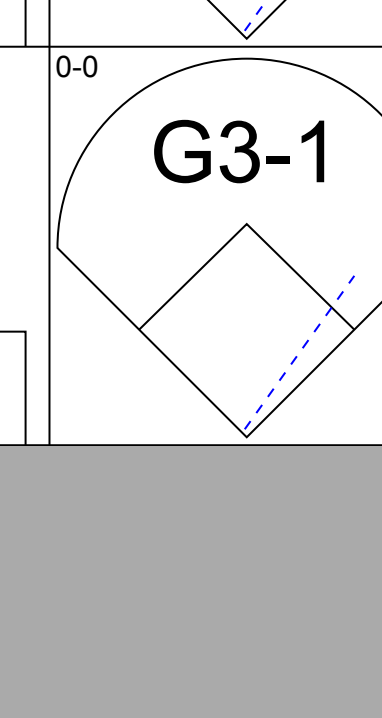
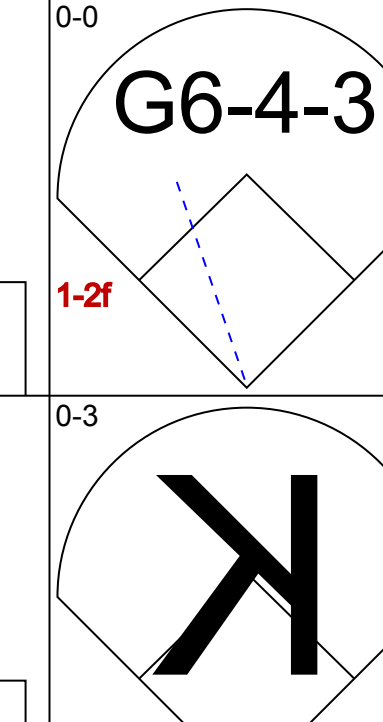
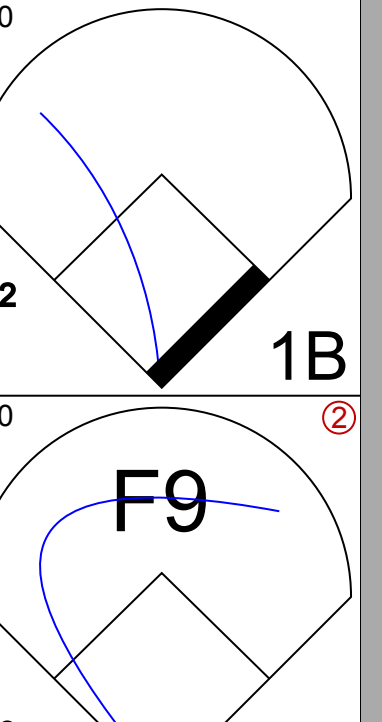
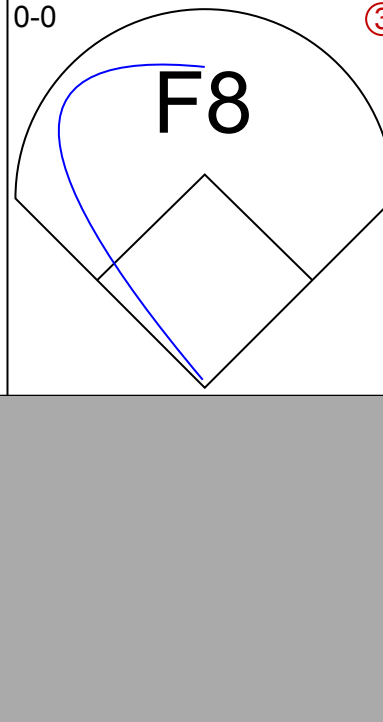
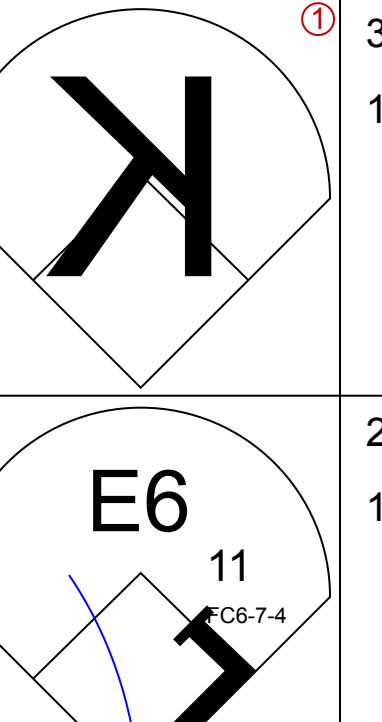

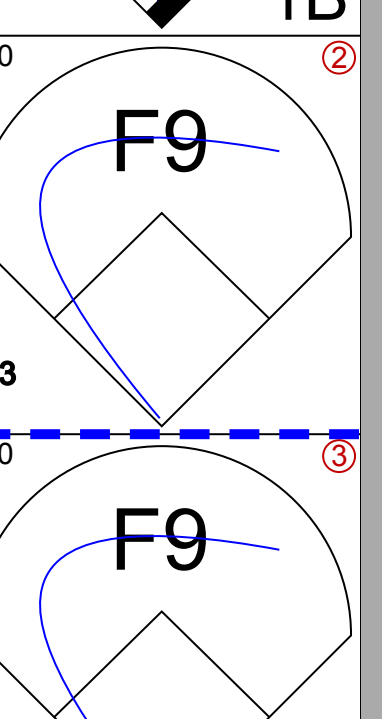
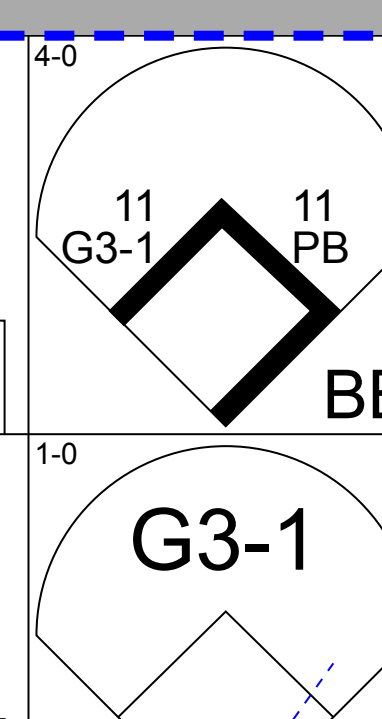
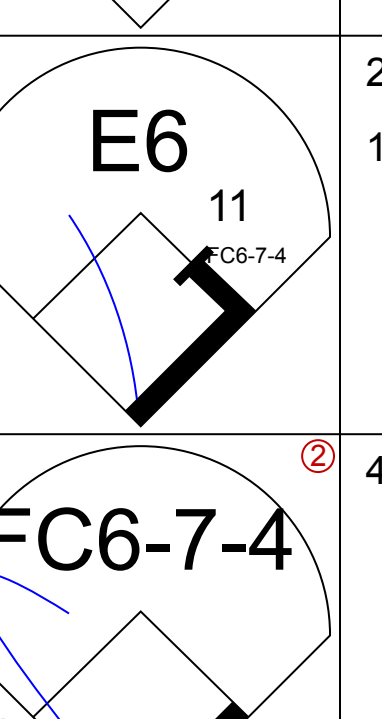
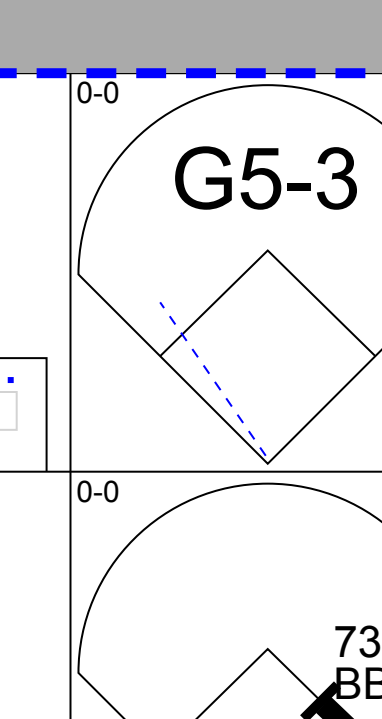
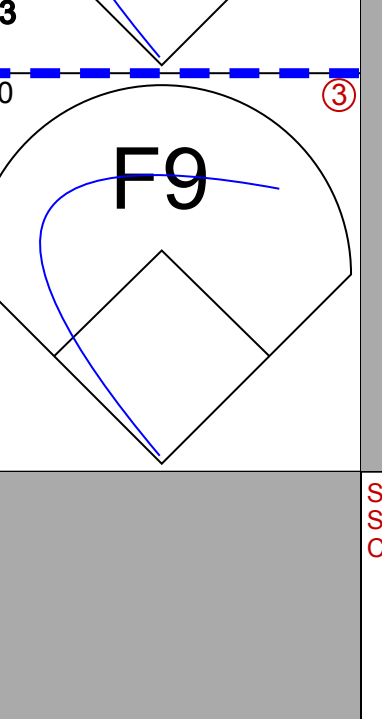
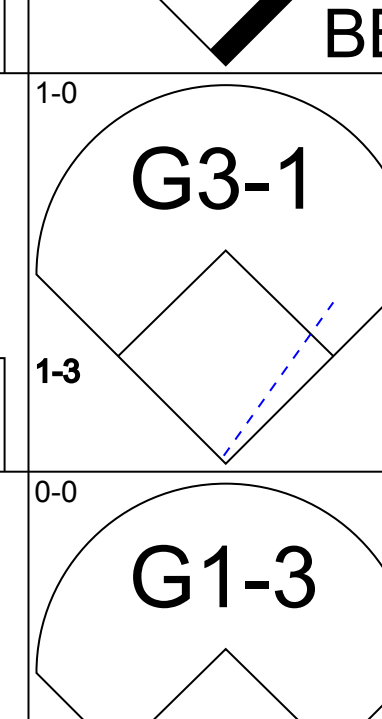
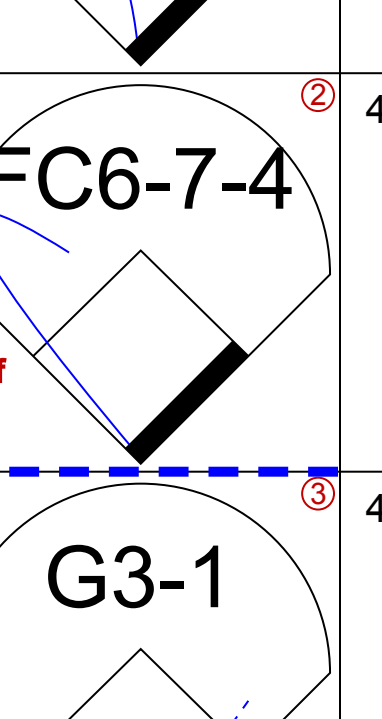
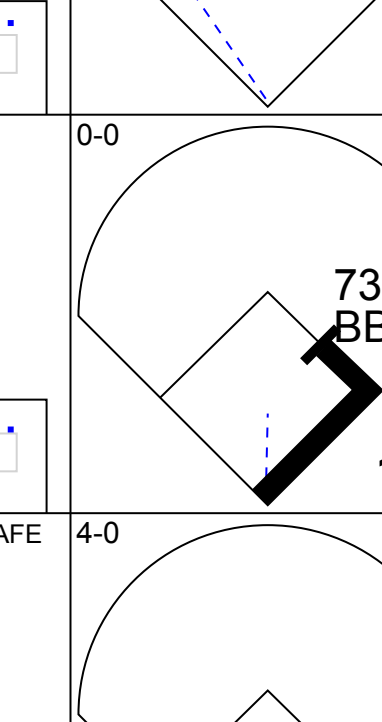
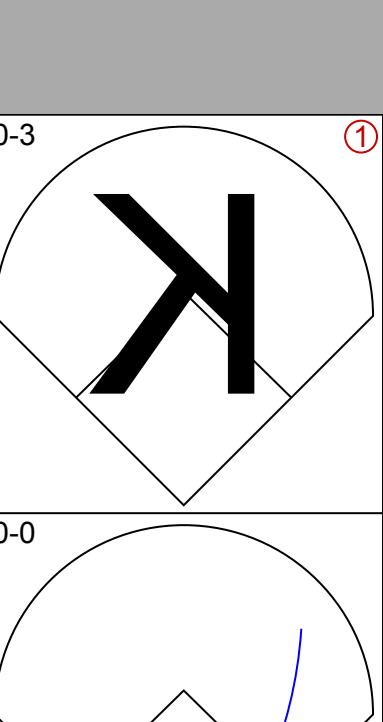
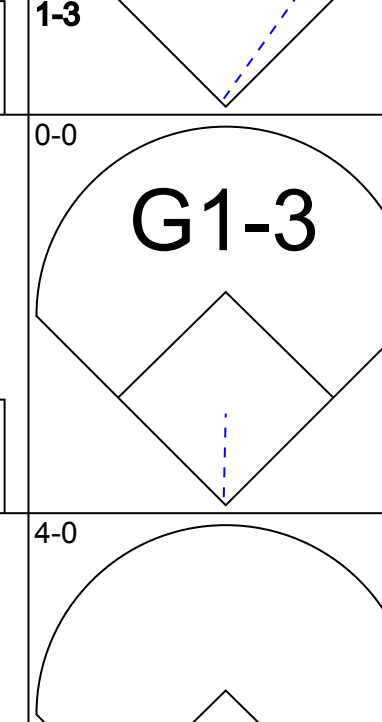
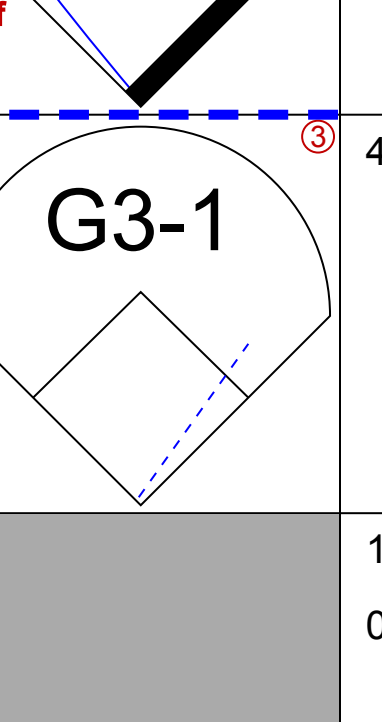
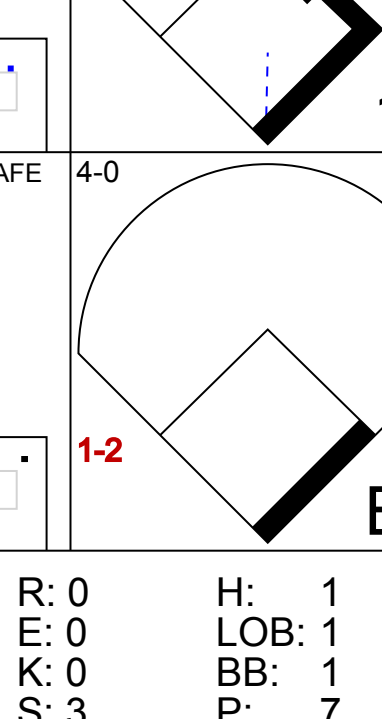
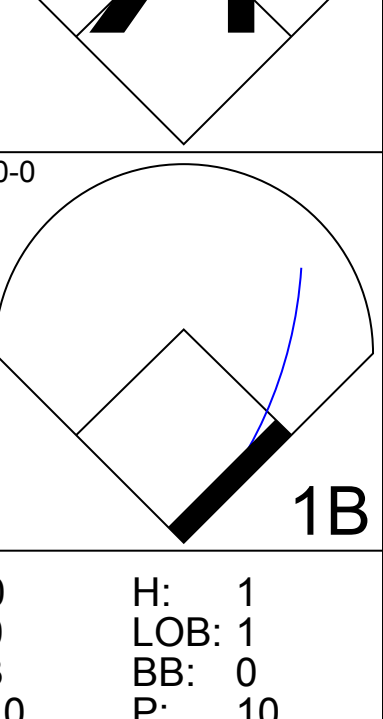
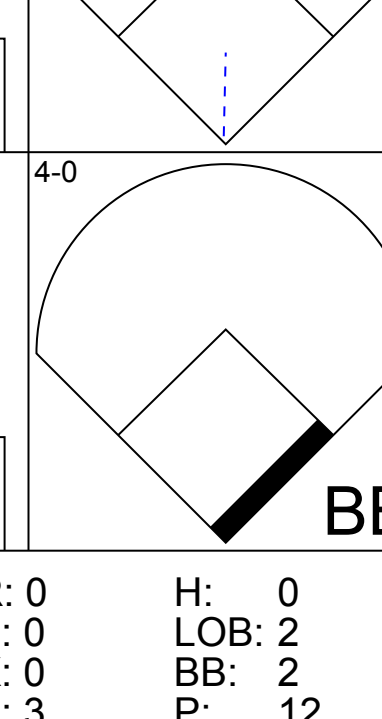
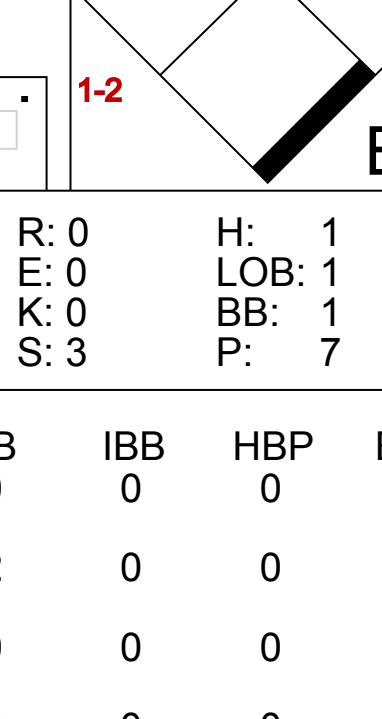
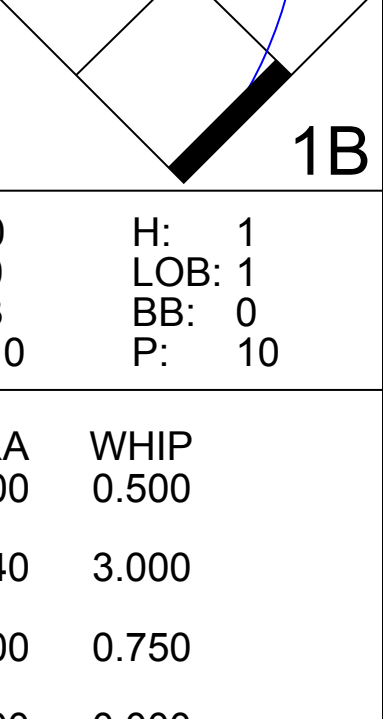
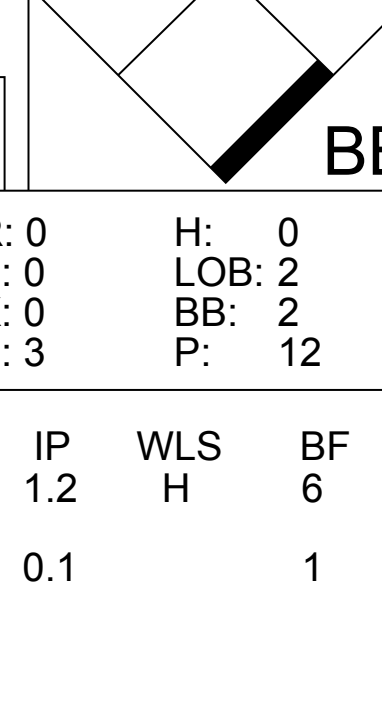


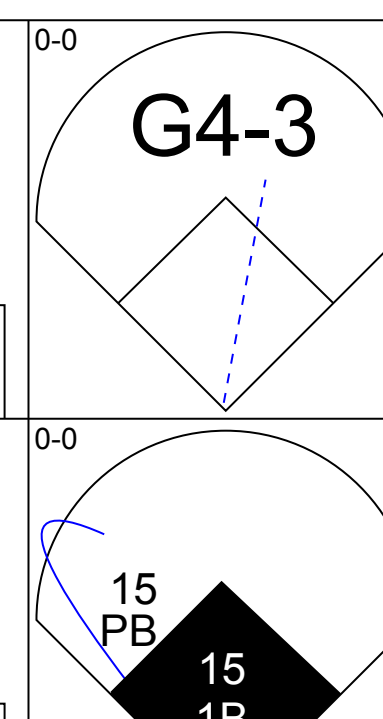
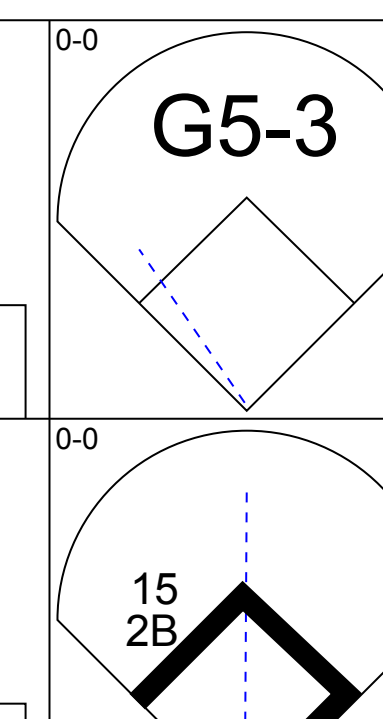
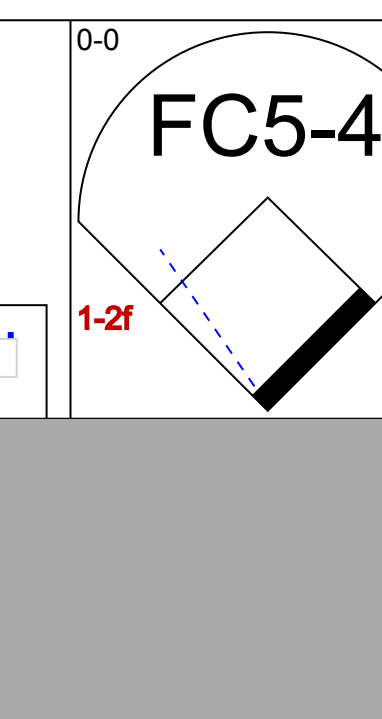
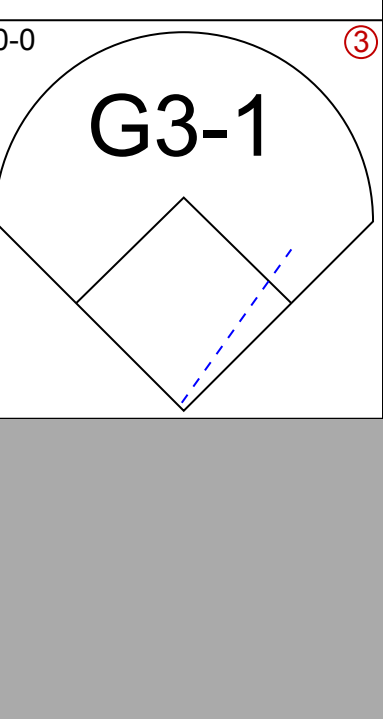
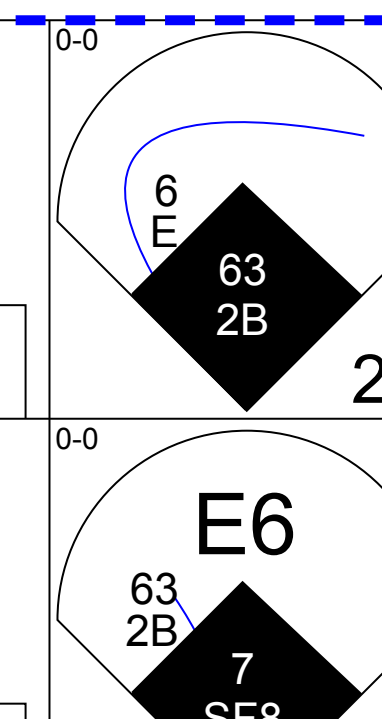
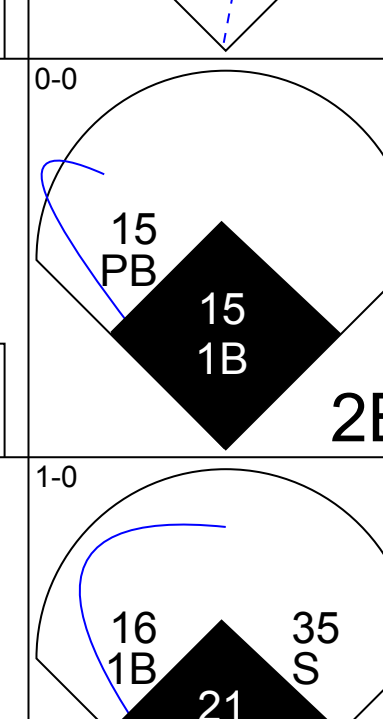
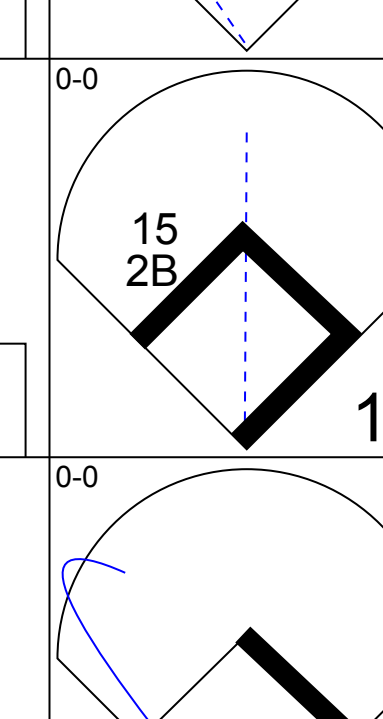
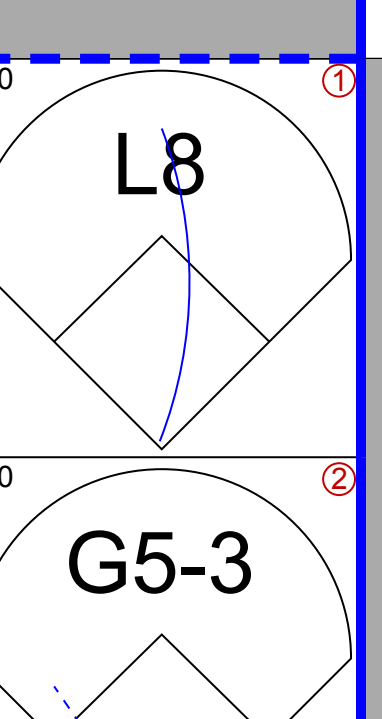
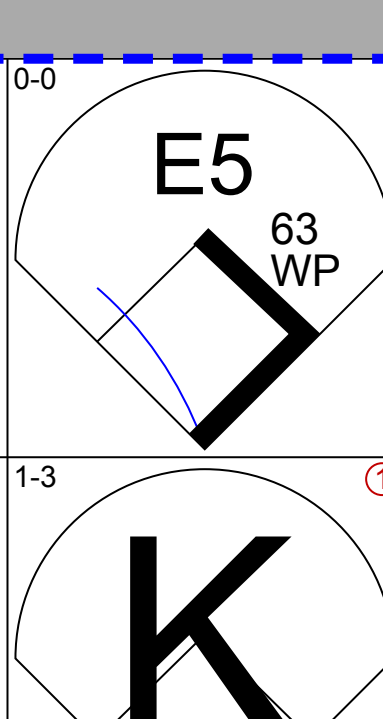
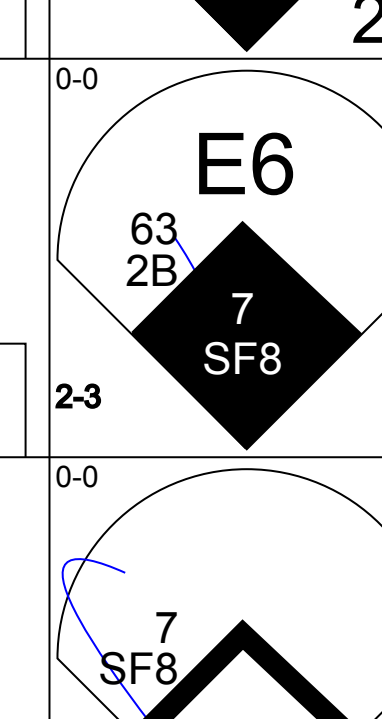
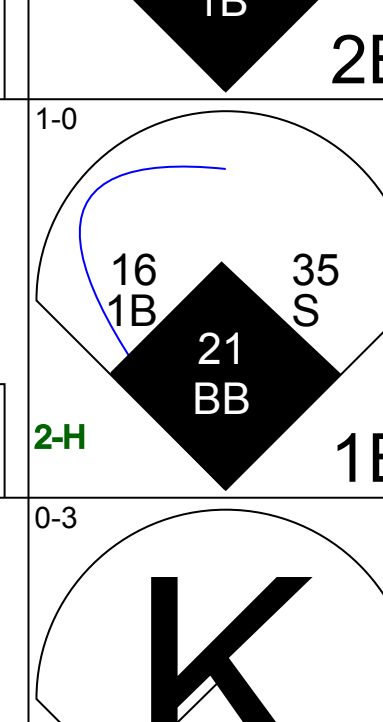
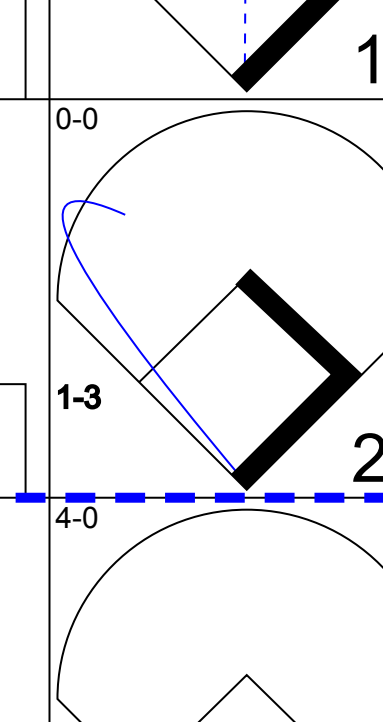
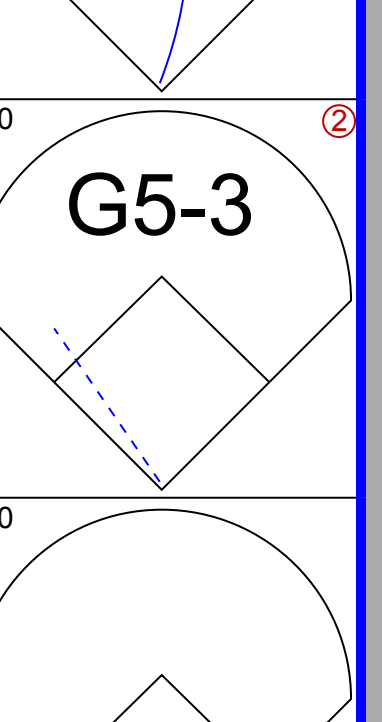
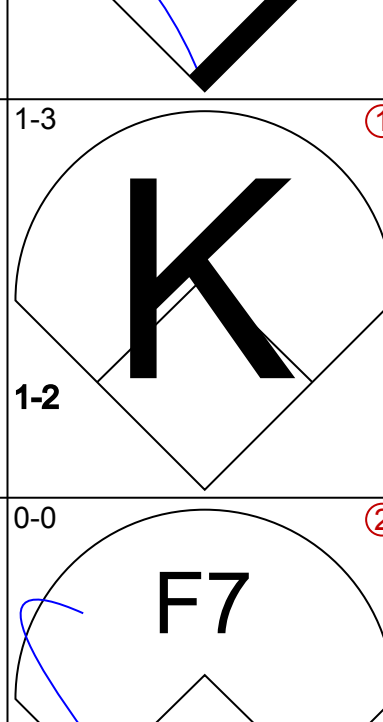
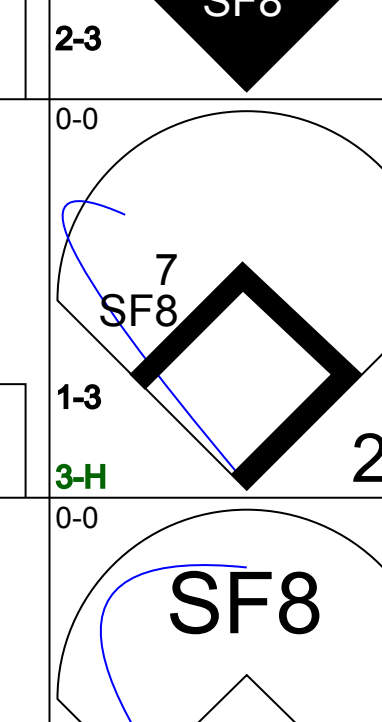
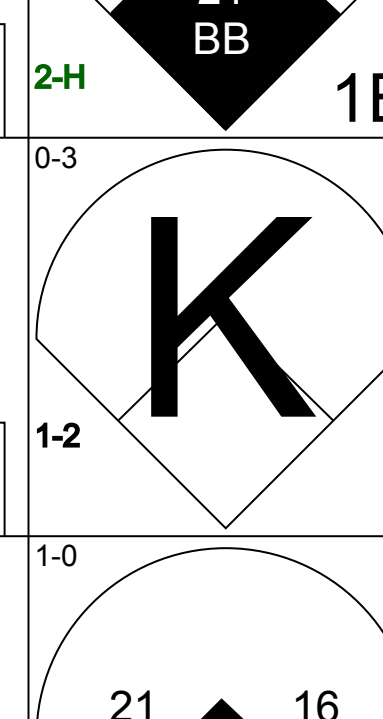
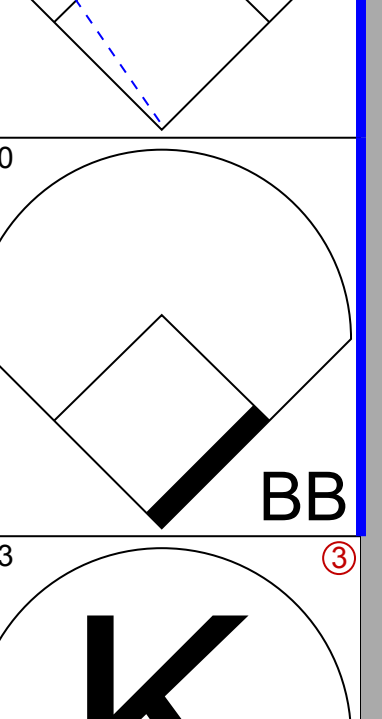
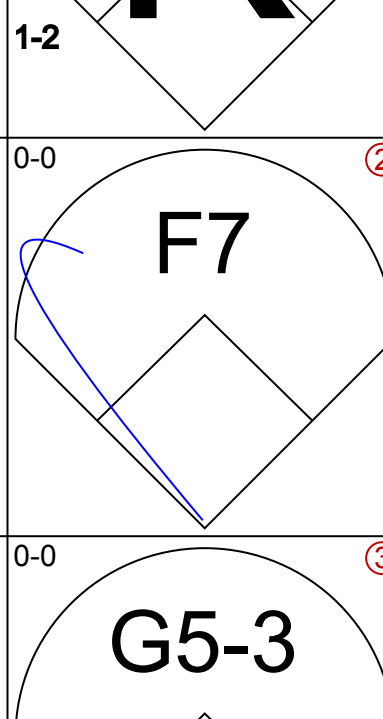
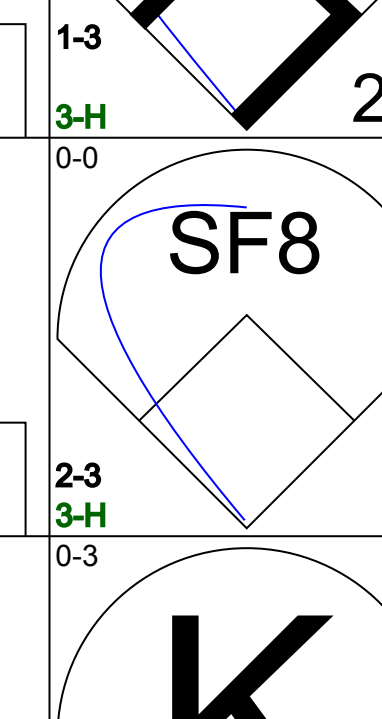
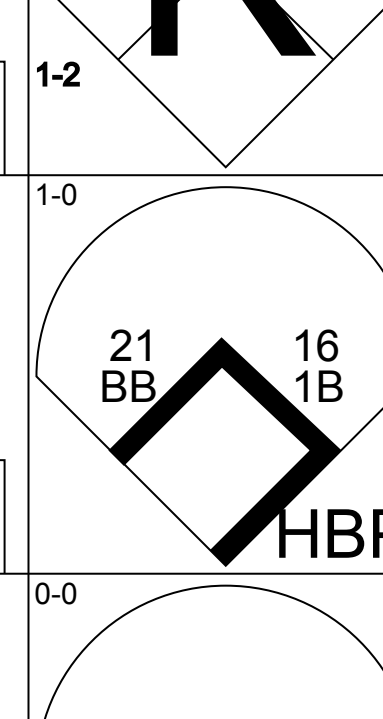
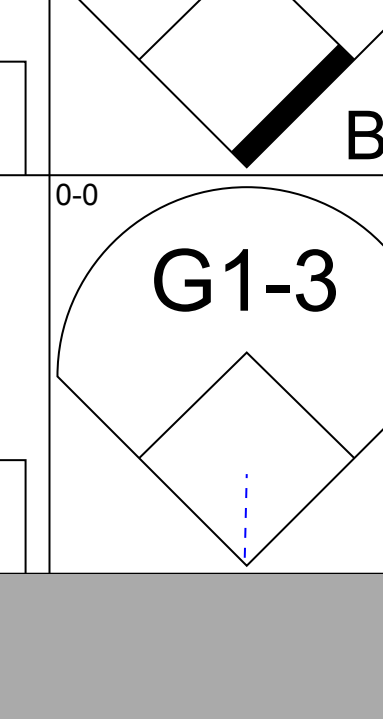
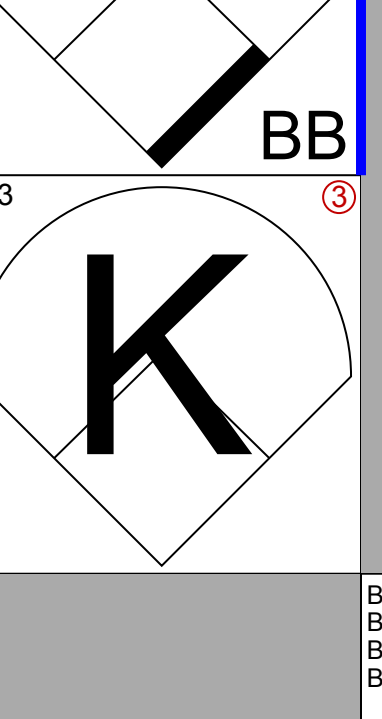
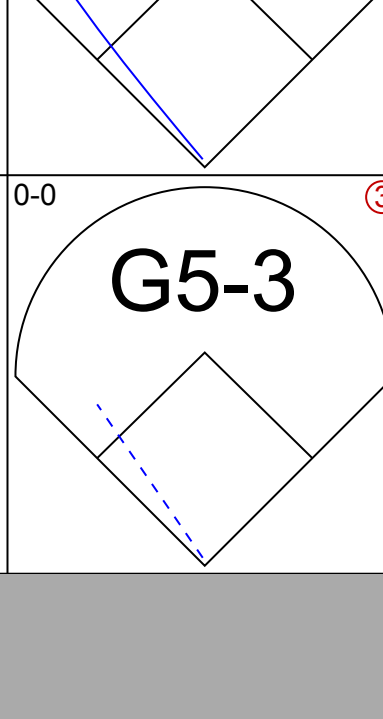
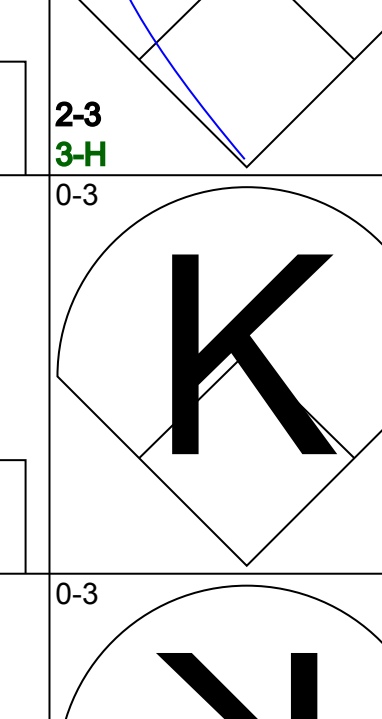
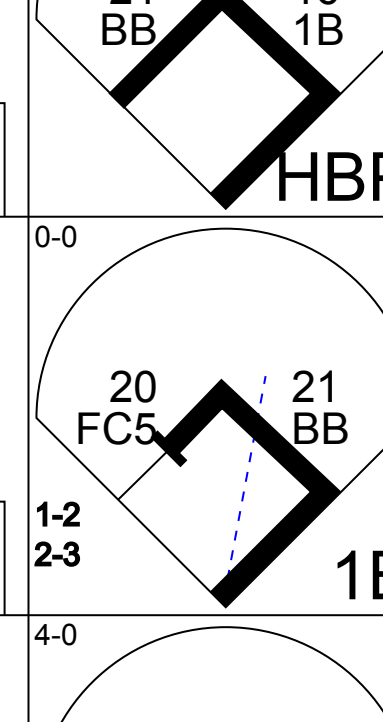
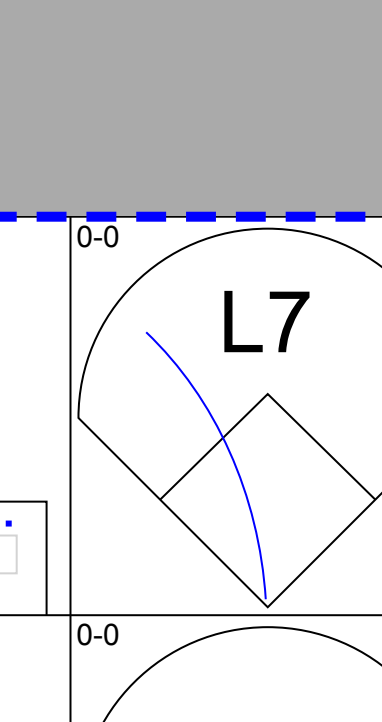
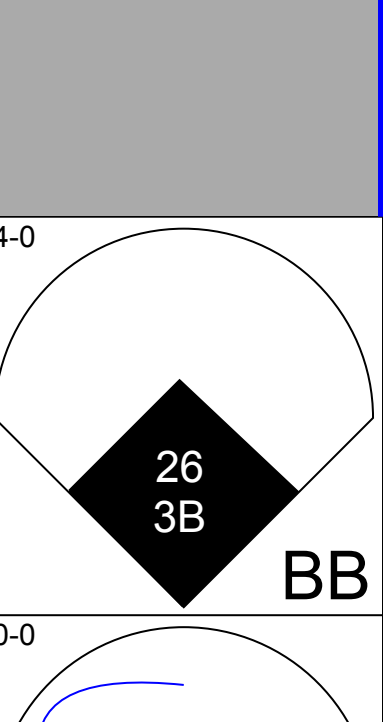
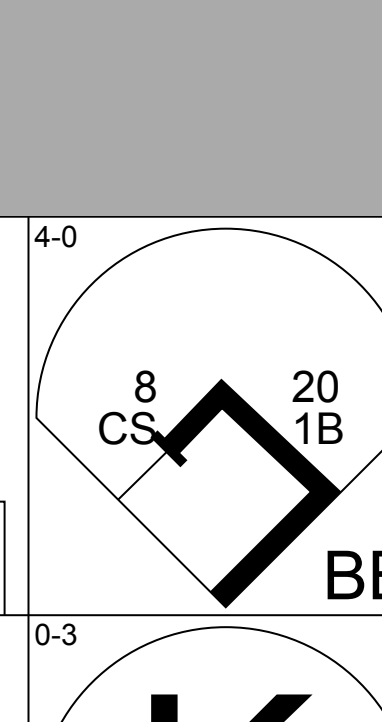

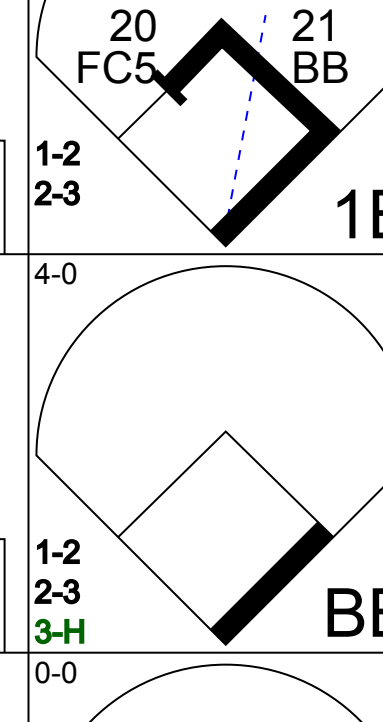
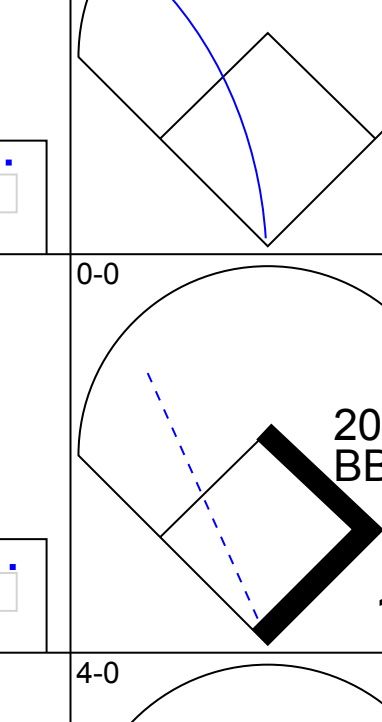
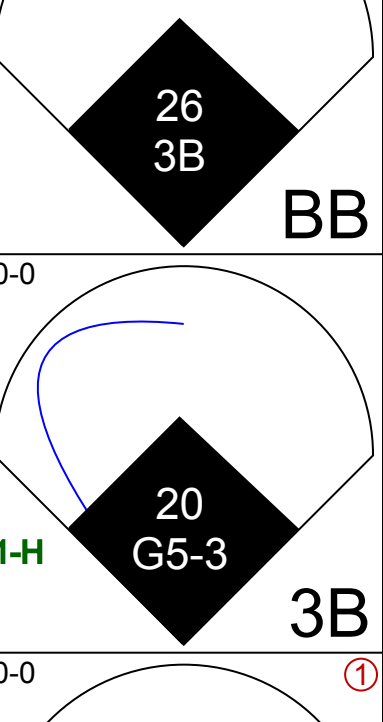
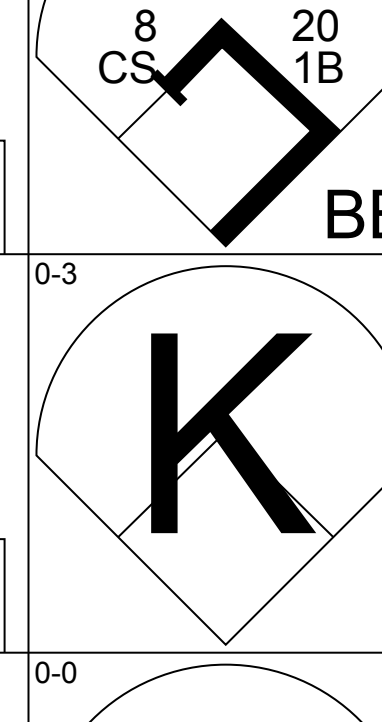
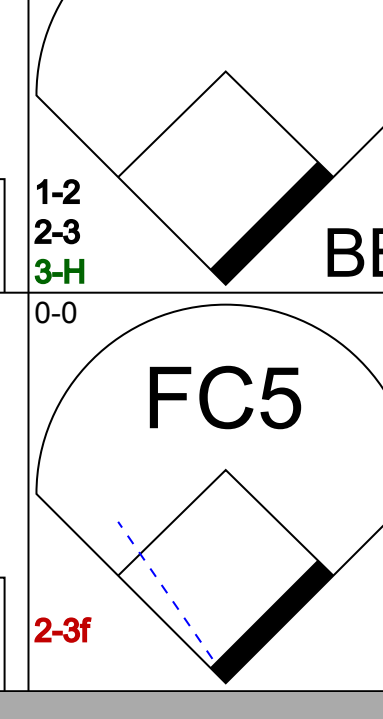
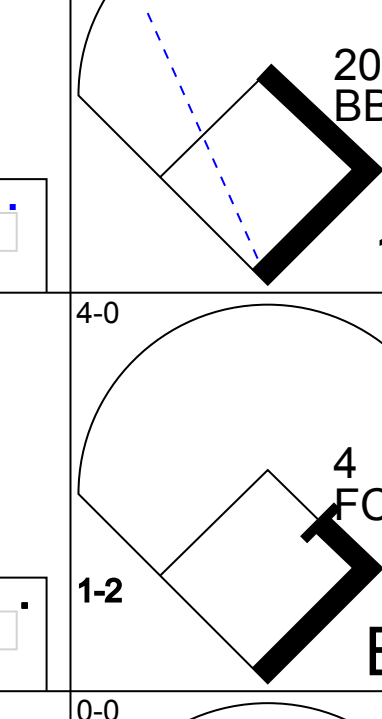
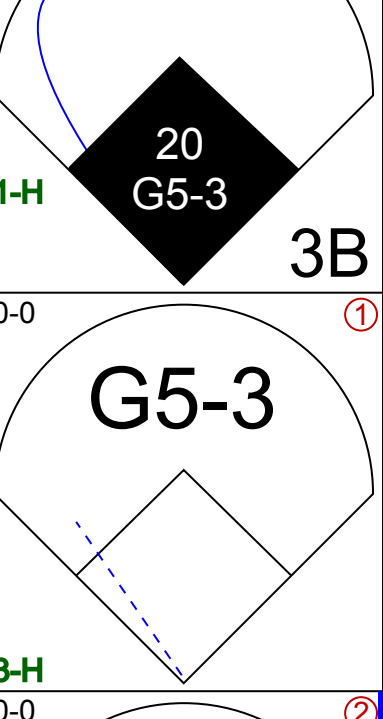
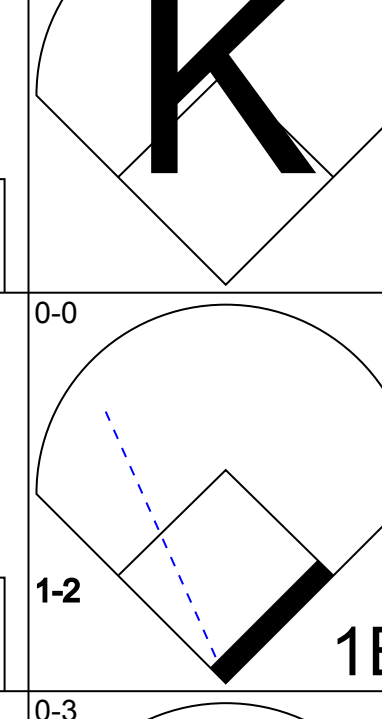
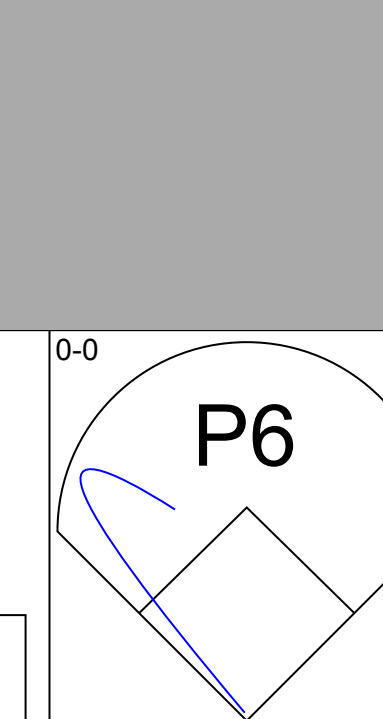
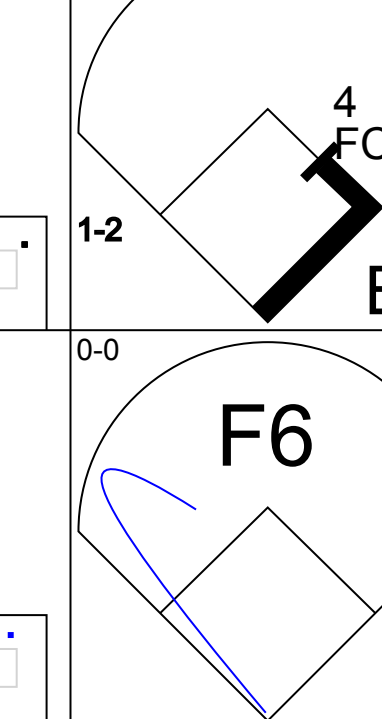
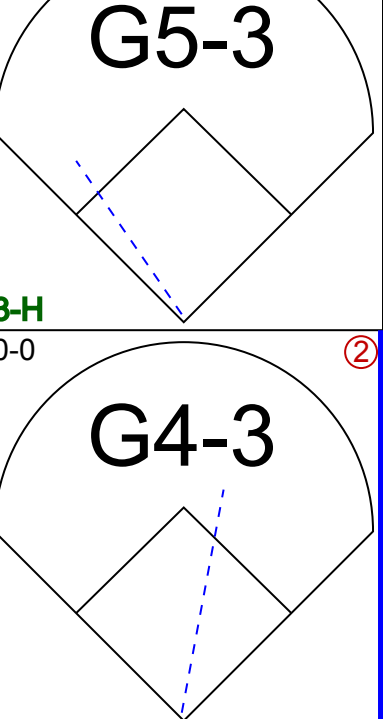
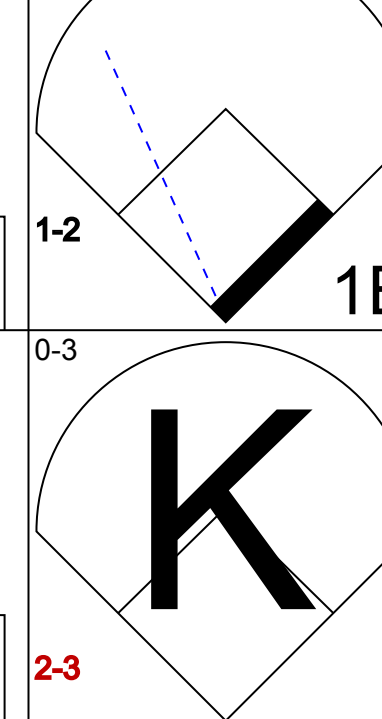
Batter	1	2	3	4	5	6	7	8	9	AB	R	H	RBI	BB	SO	LOB	BOTTOM			
11 David Eckstein, R (1,6) OBP: 0.333, SLG: 0.200 60 Pedro Lopez, R (6,6) OBP: 0.333, SLG: 0.200	G6-3		L9			21 HR		G4-3	G4-3	3	1	1	0	0	0	1	<b>Cincinnati Reds @ Toronto Blue Jays</b> Knology Park, Dunedin, FL Sun Mar 02 2008, 12:35 PM EST Att.: 4,972 - Sunny - 70 F			
Reed Johnson, R (1,7) OBP: 0.500, SLG: 0.333 21 Buck Coats, L (5,7) OBP: 0.500, SLG: 1.000 (7,8)	P2			33 1B		1B		63 S		2	1	1	0	0	0	0				
10 Vernon Wells, R (1,8) 63 Wayne Lydon, S (7,7) OBP: 0.333, SLG: 0.333	F9					1B		16 1B		3	0	0	0	0	1	1				
Frank Thomas, R (1,10) 16 Travis Snider, L (7,PH) OBP: 0.167, SLG: 0.333 OBP: 0.750, SLG: 1.500 (8,10)		G1-4-3			P2					3	0	0	0	0	0	1				
33 Scott Rolen, R (1,5) 20 Sergio Santos, R (6,5) OBP: 0.500, SLG: 0.500 OBP: 0.200, SLG: 0.200										2	0	1	0	0	0	0				
Matt Stairs, L (1,9) 66 Matt Watson, L (7,9)										3	1	2	2	0	0	0				
35 Lyle Overbay, L (1,3) 43 Ryan Patterson, R (6,PR) 62 Chip Cannon, L (7,3)										3	0	1	0	0	0	2				
2 Aaron Hill, R (1,4) 1 Joe Inglett, L (6,4) OBP: 0.429, SLG: 0.500 OBP: 0.687, SLG: 1.000										0	1	0	0	0	0	0				
9 Gregg Zaun, S (1,2) 13 Sal Fasano, R (7,2)										2	0	1	0	0	0	0				
Inning Stats	R: 0 E: 0 K: 0 S: 3	H: 0 LOB: 0 BB: 0 P: 3	R: 0 E: 0 K: 0 S: 3	H: 0 LOB: 0 BB: 0 P: 3	R: 0 E: 0 K: 1 S: 6	H: 1 LOB: 1 BB: 0 P: 6	R: 1 E: 0 K: 1 S: 8	H: 3 LOB: 2 BB: 0 P: 8	R: 2 E: 0 K: 0 S: 6	H: 2 LOB: 1 BB: 0 P: 6	R: 2 E: 0 K: 0 S: 6	H: 3 LOB: 1 BB: 0 P: 7	R: 1 E: 0 K: 1 S: 7	H: 2 LOB: 1 BB: 0 P: 9	R: 2 E: 0 K: 0 S: 6	H: 1 LOB: 0 BB: 1 P: 12		1B: 8 2B: 1 3B: 0 HR: 3	SF: 0 SAC: 0 DP: 0 HBP: 0	WP: 0 PB: 0 SB: 1 CS: 0
PITCHER	IP	WLS	BF	H	R	ER	SO	BB	IBB	HBP	BLK	WP	HR	S	P	ERA	WHIP			
61 Bronson Arroyo, R (1,1) ERA: 4.5	2.0		10	4	1	1	2	0	0	0	0	0	0	14	14	4.50	2.000			
77 Johnny Cueto, R (3,1) ERA: 9.0	1.0	B	5	2	2	2	0	0	0	0	0	0	1	6	6	18.00	2.000			
25 David Weathers, R (6,1) ERA: 9.0	1.0	L	6	3	2	2	0	0	0	0	0	0	1	6	7	18.00	3.000			
48 Francisco Cordero, R (7,1) ERA: 4.5	1.0		5	2	1	1	1	0	0	0	0	0	0	7	9	9.00	2.000			
50 Kent Mercker, L (8,1) ERA: 9.00	1.0		5	1	2	2	0	1	0	0	0	0	1	6	12	18.00	2.000			

AB	36
R	8
H	12
RBI	8
BB	1
SO	3
LOB	9





Batter	1	2	3	4	5	6	7	8	9	AB	R	H	RBI	BB	SO	LOB	TOP			
29 Josh Barfield, R OBP: 0.333, SLG: 0.200										4	0	0	0	0	2	4	<b>Cleveland Indians @ Toronto Blue Jays</b> Knology Park, Dunedin, FL Mon Mar 03 2008, 1:05 PM EST Att: 3,602 - Partly Cloudy - 68 F			
11 Jamey Carroll, R 59 Aaron Herr, R										3	0	0	0	0	1	1				
20 David Dellucci, L 75 Brad Snyder, L										3	1	1	1	0	0	0				
25 Ryan Garko, R 78 Beau Mills, L										2	0	1	0	1	1	0				
12 Ben Francisco, R 26 Andy González, R										3	0	1	0	0	0	1				
15 Andy Marte, R 67 Jordan Brown, L										2	0	0	0	1	1	2				
11 Danny Sandoval, S										4	0	0	0	0	0	4				
62 Trevor Crowe, S										4	0	1	0	0	1	2				
73 Yamid Haad, R 77 Dave Wallace, R										1	0	1	0	2	0	0				
										0	0	0	0	0	0	0				
<b>Inning Stats</b>	R: 0 E: 0 K: 1 S: 5	H: 0 LOB: 0 BB: 0 P: 5	R: 0 E: 0 K: 1 S: 5	H: 1 LOB: 0 BB: 0 P: 5	R: 0 E: 0 K: 0 S: 3	H: 1 LOB: 1 BB: 1 P: 7	R: 1 E: 0 K: 0 S: 5	H: 2 LOB: 2 BB: 1 P: 9	R: 0 E: 0 K: 3 S: 10	H: 0 LOB: 0 BB: 0 P: 10	R: 0 E: 0 K: 0 S: 3	H: 0 LOB: 2 BB: 2 P: 12	R: 0 E: 1 K: 1 S: 6	H: 0 LOB: 0 BB: 0 P: 3	R: 0 E: 1 K: 1 S: 6	H: 0 LOB: 1 BB: 0 P: 6	1B: 4 2B: 0 3B: 0 HR: 1	SF: 0 SAC: 0 DP: 1 HBP: 0	WP: 0 PB: 1 SB: 0 CS: 0	PA: 35
<b>PITCHER</b>	IP WLS BF H R ER SO BB IBB HBP BLK WP HR S P ERA WHIP	28 Shaun Marcum, R (1, 1) 2.0 W 6 1 0 0 2 0 0 0 0 0 0 0 10 10 0.00 0.500 31 John Parrish, L (3, 1) 1.2 H 9 3 1 1 0 2 0 0 0 0 0 1 7 15 5.40 3.000 56 Brian Tallet, L (4, 1) 1.1 H 5 1 0 0 3 0 0 0 0 0 0 0 11 11 0.00 0.750 49 Jeremy Accardo, R (6, 1) 1.0 H 3 0 0 0 1 0 0 0 0 0 0 0 5 5 0.00 0.000 22 Brandon League, R (7, 1) 1.0 H 5 0 0 0 0 2 0 0 0 0 0 0 3 12 0.00 2.000 40 Brian Wolfe, R (8, 1) 1.2 H 6 0 0 0 1 0 0 0 0 0 0 0 8 8 0.00 0.000 48 Kane Davis, R (9, 1) 0.1 1 0 0 0 0 0 0 0 0 0 0 0 1 1 0.00 0.000																		

Batter	1	2	3	4	5	6	7	8	9	AB	R	H	RBI	BB	SO	LOB	BOTTOM			
4 Shannon Stewart, R 66 Matt Watson, L										3	0	0	0	0	0	2	<b>Cleveland Indians @ Toronto Blue Jays</b> Knology Park, Dunedin, FL Mon Mar 03 2008, 1:05 PM EST Att: 3,602 - Partly Cloudy - 68 F			
19 Marco Scutaro, R 6 John McDonald, R									3	1	2	0	0	0	0	0				
15 Alex Rios, R 63 Wayne Lydon, S									3	1	2	1	0	0	0	0				
35 Lyle Overbay, L 7 Curtis Thigpen, R									1	0	0	0	2	1	1	1				
20 Rod Barajas, R 14 Robinson Diaz, R 68 Brian Jeroloman, L									2	0	0	0	0	1	4	1				
16 Travis Snider, L										3	1	1	0	2	1	1				
21 Buck Coats, L 26 Adam Lind, L									1	0	1	1	1	0	0	0				
20 Sergio Santos, R									3	0	1	1	1	0	3	0				
1 Joe Inglett, L 8 Russ Adams, L									3	0	0	0	0	0	2	2				
										1	0	0	0	0	1	2				
<b>Inning Stats</b>	R: 2 E: 0 K: 1 S: 8	H: 3 LOB: 3 BB: 1 P: 14	R: 0 E: 0 K: 0 S: 5	H: 2 LOB: 3 BB: 1 P: 9	R: 0 E: 0 K: 0 S: 4	H: 1 LOB: 2 BB: 1 P: 8	R: 0 E: 0 K: 1 S: 5	H: 0 LOB: 1 BB: 1 P: 9	R: 2 E: 0 K: 0 S: 4	H: 1 LOB: 0 BB: 1 P: 8	R: 0 E: 1 K: 1 S: 6	H: 0 LOB: 1 BB: 0 P: 7	R: 0 E: 0 K: 2 S: 7	H: 1 LOB: 2 BB: 1 P: 11	R: 2 E: 1 K: 2 S: 10	H: 2 LOB: 1 BB: 0 P: 10	1B: 5 2B: 5 3B: 1 HR: 0	SF: 1 SAC: 0 DP: 1 HBP: 1	WP: 1 PB: 1 SB: 1 CS: 1	PA: 42
<b>PITCHER</b>	IP WLS BF H R ER SO BB IBB HBP BLK WP HR S P ERA WHIP	55 Roberto Hernandez, R (1, 1) 1.2 L 12 5 2 2 1 0 1 0 0 0 0 0 0 1 5 10.80 3.600 65 Jeff Stevens, R (2, 1) 0.1 2 0 0 0 0 1 0 0 0 0 0 0 1 5 0.00 3.000 53 Rafael Perez, L (3, 1) 1.0 5 1 0 0 0 1 0 0 0 0 0 0 4 8 0.00 2.000 Aaron Fultz, L (4, 1) 2.0 9 1 2 2 0 1 2 0 0 0 0 0 9 17 9.00 1.500 40 Tom Mastny, R (6, 1) 2.0 8 1 0 0 3 1 0 0 0 0 1 0 13 18 0.00 1.000 64 Reid Santos, L (8, 1) 1.0 6 2 2 1 2 0 0 0 0 0 0 0 10 10 9.00 2.000																		





Batter	1	2	3	4	5	6	7	8	9	AB	R	H	RBI	BB	SO	LOB	TOP				
18 Johnny Damon, L OBP: 0.222, SLG: 0.333 96 Gregory Porter, L (3, 7)	G4-3	L8			F8					2	0	0	0	0	0	1	<b>New York Yankees @ Toronto Blue Jays</b> Knology Park, Dunedin, FL Tue Mar 04 2008, 1:05 PM EST Att: 5,510 - Rain - 65 F				
2 Derek Jeter, R OBP: 0.286, SLG: 0.333 73 Alberto Gonzalez, R OBP: 0.250, SLG: 0.250 (3, PH)	K		G4-3		F8					1	0	0	0	0	1						
Bobby Abreu, L OBP: 0.714, SLG: 0.714 72 Juan Miranda, L (3, PH)	1B		HBP		CS					1	0	1	0	0	0						
13 Alex Rodriguez, R OBP: 0.667, SLG: 1.250 60 Cody Ransom, R OBP: 0.333, SLG: 0.333 (3, PH)	BB		G5-4-3		BB					0	0	0	0	1	0						
Jason Giambi, L OBP: 0.500, SLG: 1.500 21 Morgan Ensberg, R OBP: 0.375, SLG: 0.625 (3, 3)	G3-1				BB					0	0	0	0	1	0						
20 Jorge Posada, S 26 José Molina, R (3, 2)		G4-3			G4-3					1	0	0	0	0	0						
17 Shelley Duncan, R OBP: 0.667, SLG: 1.333 93 Colin Curtis, L OBP: 0.500, SLG: 0.500 (4, 9)					BB					2	1	2	1	0	0						
28 Melky Cabrera, S OBP: 0.625, SLG: 0.800 90 Justin Christian, R (3, 8)					BB					0	0	0	0	0	0						
66 Bernie Castro, S OBP: 0.500, SLG: 0.333 (1, 4)					BB					1	0	1	1	0	0						
<b>Inning Stats</b>	R: 0 E: 0 K: 1 S: 6	H: 1 LOB: 2 BB: 1 P: 10	R: 1 E: 0 K: 0 S: 5	H: 2 LOB: 1 BB: 0 P: 5	R: 0 E: 0 K: 0 S: 2	H: 0 LOB: 0 BB: 0 P: 3	R: 1 E: 0 K: 0 S: 4	H: 2 LOB: 0 BB: 0 P: 4	R: 0 E: 0 K: 0 S: 3	H: 1 LOB: 0 BB: 0 P: 4	R: 0 E: 0 K: 0 S: 1	H: 1 LOB: 2 BB: 1 P: 5									
<b>PITCHER</b>	IP	WLS	BF	H	R	ER	SO	BB	IBB	HBP	BLK	WP	HR	S	P	ERA	WHIP				
51 Jesse Litsch, R ERA: 11.25	2.0	L	10	3	1	1	1	1	0	0	0	0	0	11	15	4.50	2.000				
37 Scott Downs, L ERA: 4.5	1.0		3	0	0	0	0	0	0	1	0	0	0	2	3	0.00	0.000				
57 Shawn Camp, R ERA: 3.0	1.0		4	2	1	1	0	0	0	0	0	0	0	4	4	9.00	2.000				
27 Lance Carter, R ERA:	1.0		3	1	0	0	0	0	0	0	0	0	0	3	4	0.00	1.000				
Randy Wells, R ERA:	0.0		2	1	0	0	0	1	0	0	0	0	0	1	5	∞	∞				

AB	19
R	2
H	7
RBI	2
BB	2
SO	1
LOB	9



1B: 5	SF: 0	WP: 0	PA: 23
2B: 2	SAC: 0	SB: 0	
3B: 0	DP: 2	CS: 1	
HR: 0	HBP: 1		

Batter	1	2	3	4	5	6	7	8	9	AB	R	H	RBI	BB	SO	LOB	BOTTOM				
11 David Eckstein, R OBP: 0.286, SLG: 0.167 60 Pedro Lopez, R OBP: 0.286, SLG: 0.167 (3, 6)	G4-3			G5-3						1	0	0	0	0	0	0	<b>New York Yankees @ Toronto Blue Jays</b> Knology Park, Dunedin, FL Tue Mar 04 2008, 1:05 PM EST Att: 5,510 - Rain - 65 F				
33 Scott Rolen, R OBP: 0.400, SLG: 0.400 1 Joe Inglett, L OBP: 0.462, SLG: 0.667 (3, 5)	F9			F7						1	0	0	0	0	0						
Reed Johnson, R OBP: 0.444, SLG: 0.286 26 Adam Lind, L OBP: 0.143, SLG: 0.429 (3, 9)	G3-1			K2-3						1	0	0	0	0	1						
10 Vernon Wells, R 21 Buck Coats, L OBP: 0.500, SLG: 0.778 (3, 8)	G4-3			K						0	0	0	0	0	0						
Frank Thomas, R OBP: 0.125, SLG: 0.250 (1, 10)	P2			K						2	0	0	0	1	1						
35 Lyle Overbay, L OBP: 0.596, SLG: 0.714 62 Chip Cannon, L (2, PH)	K			K						0	0	0	0	0	0						
2 Aaron Hill, R OBP: 0.429, SLG: 0.500 8 Russ Adams, L OBP: 0.286, SLG: 0.167 (3, 4)				K						0	0	0	0	0	0						
4 Shannon Stewart, R 66 Matt Watson, L (3, 7)				G6-3						0	0	0	0	0	0						
9 Gregg Zaun, S 7 Curtis Thigpen, R (3, 2)				L8						0	0	0	0	0	0						
<b>Inning Stats</b>	R: 0 E: 0 K: 0 S: 3	H: 0 LOB: 0 BB: 0 P: 3	R: 0 E: 0 K: 1 S: 5	H: 0 LOB: 0 BB: 0 P: 5	R: 0 E: 0 K: 1 S: 5	H: 0 LOB: 0 BB: 0 P: 5	R: 0 E: 0 K: 3 S: 9	H: 0 LOB: 0 BB: 0 P: 9													
<b>PITCHER</b>	IP	WLS	BF	H	R	ER	SO	BB	IBB	HBP	BLK	WP	HR	S	P	ERA	WHIP				
34 Phil Hughes, R ERA:	1.0	H	3	0	0	0	1	0	0	0	0	0	0	5	5	0.00	0.000				
70 Scott Patterson, R ERA:	2.0	H	6	0	0	0	2	0	0	0	0	0	0	10	10	0.00	0.000				
29 Kei Igawa, L ERA:	1.0	S	3	0	0	0	3	0	0	0	0	0	0	9	9	0.00	0.000				

AB	15
R	0
H	0
RBI	0
BB	0
SO	6
LOB	0



1B: 0	SF: 0	WP: 0	PA: 15
2B: 0	SAC: 0	SB: 0	
3B: 0	DP: 0	CS: 0	
HR: 0	HBP: 0		











Batter	1	2	3	4	5	6	7	8	9	AB	R	H	RBI	BB	SO	LOB	TOP						
22 Carlos Gómez, R OBP: 0.238, SLG: 0.389										5	2	2	1	0	0	1	<b>Minnesota Twins @ Toronto Blue Jays</b> Knology Park, Dunedin, FL Fri Mar 07 2008, 1:05 PM EST Att. 2,814 - Overcast - 72 F						
8 Nick Punto, S OBP: 0.200, SLG: 0.111										2	0	0	1	0	1	1							
25 Alexi Casilla, S OBP: 0.444, SLG: 0.286										3	0	1	1	0	0	1							
21 Delmon Young, R OBP: 0.388, SLG: 0.750										1	0	0	0	0	0	0							
11 Jason Pridie, L OBP: 0.267, SLG: 0.286										3	0	1	0	0	1	1							
50 Garrett Jones, L OBP: 0.214, SLG: 0.429										1	0	0	0	0	1	0							
44 Jon Knott, R OBP: 0.214, SLG: 0.500										4	1	3	1	0	0	2							
73 Randy Ruiz, R OBP: 0.467, SLG: 0.857										4	0	1	0	0	1	1							
32 Brian Buscher, L OBP: 0.385, SLG: 0.583										4	0	1	0	0	1	1							
18 Matt Macri, R OBP: 0.308, SLG: 0.333										4	0	0	0	0	1	2							
58 Jose Morales, S OBP: 0.333, SLG: 0.250										3	0	1	0	0	0	2							
85 Drew Butera, R OBP: 0.400, SLG: 0.250										1	0	0	0	0	1	0							
12 Adam Everett, R OBP: 0.200, SLG: 0.400										2	0	1	0	0	0	1							
20 Matt Tolbert, S OBP: 0.400, SLG: 0.250										2	1	1	0	0	0	0							
<b>Inning Stats</b>	R: 1 E: 0 K: 0 S: 6	H: 3 LOB: 1 BB: 0 P: 6	R: 0 E: 0 K: 0 S: 4	H: 1 LOB: 1 BB: 0 P: 4	R: 0 E: 0 K: 1 S: 5	H: 0 LOB: 0 BB: 0 P: 5	R: 0 E: 0 K: 1 S: 7	H: 2 LOB: 2 BB: 0 P: 7	R: 2 E: 0 K: 1 S: 7	H: 2 LOB: 1 BB: 0 P: 7	R: 1 E: 0 K: 0 S: 6	H: 1 LOB: 0 BB: 0 P: 7	R: 0 E: 0 K: 0 S: 3	H: 0 LOB: 0 BB: 0 P: 3	R: 0 E: 0 K: 2 S: 8	H: 1 LOB: 1 BB: 0 P: 8	R: 0 E: 1 K: 1 S: 7	H: 1 LOB: 2 BB: 0 P: 7	1B: 8 2B: 1 3B: 1 HR: 1	SF: 0 SAC: 1 DP: 1 HBP: 0	WP: 0 PB: 0 SB: 1 CS: 0	PA: 38	
<b>PITCHER</b>	IP WLS BF H R ER SO BB IBB HBP BLK WP HR S P ERA WHIP											<b>PITCHER</b>	IP WLS BF H R ER SO BB IBB HBP BLK WP HR S P ERA WHIP										
A.J. Burnett, R ERA: 5.4	(1, 1) 3.0 L 12 4 1 1 0 1 0 0 0 0 0 0 0 0 3.00 1.333											Randy Wells, R ERA: 2.25	(8, 1) 1.0 4 1 0 0 2 0 0 0 0 0 0 0 0 0 0.00 1.000										
37 Scott Downs, L ERA: 3.0	(4, 1) 1.0 5 2 0 0 1 0 0 0 0 0 0 0 7 7 0.00 2.000											57 Shawn Camp, R ERA: 2.25	(9, 1) 1.0 5 1 0 0 1 0 0 0 0 0 0 0 7 7 0.00 1.000										
56 Brian Tallet, L ERA: 5.4	(5, 1) 1.0 5 2 2 2 1 0 0 0 0 0 0 0 7 7 18.00 2.000																						
49 Jeremy Accardo, R ERA: 3.0	(6, 1) 1.0 4 1 1 1 0 0 0 0 0 0 0 1 6 7 9.00 1.000																						
22 Brandon League, R ERA:	(7, 1) 1.0 3 0 0 0 0 0 0 0 0 0 0 0 3 3 0.00 0.000																						

Batter	1	2	3	4	5	6	7	8	9	AB	R	H	RBI	BB	SO	LOB	BOTTOM						
15 Alex Rios, R OBP: 0.214, SLG: 0.231										2	0	0	0	1	1	0	<b>Minnesota Twins @ Toronto Blue Jays</b> Knology Park, Dunedin, FL Fri Mar 07 2008, 1:05 PM EST Att. 2,814 - Overcast - 72 F						
21 Buck Coats, L OBP: 0.571, SLG: 0.750										3	0	1	0	0	0	0							
9 Gregg Zaun, S OBP: 0.100, SLG: 0.100										1	0	0	0	0	2	2							
7 Curtis Thigpen, R										3	0	0	0	0	2	2							
Matt Stairs, L OBP: 0.375, SLG: 0.750										1	0	0	0	0	3	3							
66 Matt Watson, L										3	0	0	0	0	2	2							
Frank Thomas, R OBP: 0.071, SLG: 0.143										3	0	0	0	0	1	2							
16 Travis Snider, L OBP: 0.727, SLG: 0.500										0	0	0	0	1	0	0							
35 Lyle Overbay, L OBP: 0.333, SLG: 0.385										3	0	0	0	0	2	2							
62 Chip Cannon, L										1	0	0	0	0	1	1							
26 Adam Lind, L OBP: 0.394, SLG: 0.636										4	0	3	0	0	0	0							
6 John McDonald, R OBP: 0.250, SLG: 0.250										3	0	0	0	0	2	2							
60 Pedro Lopez, R OBP: 0.200, SLG: 0.111										1	0	0	0	0	2	2							
1 Joe Inglett, L OBP: 0.353, SLG: 0.500										2	0	0	0	0	1	1							
20 Sergio Santos, R OBP: 0.250, SLG: 0.182										1	0	0	0	0	0	0							
8 Russ Adams, L OBP: 0.200, SLG: 0.111										3	0	0	0	0	1	2							
<b>Inning Stats</b>	R: 0 E: 0 K: 1 S: 6	H: 1 LOB: 2 BB: 1 P: 10	R: 0 E: 0 K: 1 S: 6	H: 1 LOB: 0 BB: 0 P: 6	R: 0 E: 0 K: 1 S: 5	H: 0 LOB: 0 BB: 0 P: 5	R: 0 E: 0 K: 1 S: 6	H: 1 LOB: 1 BB: 0 P: 6	R: 0 E: 0 K: 2 S: 7	H: 0 LOB: 0 BB: 0 P: 7	R: 0 E: 0 K: 1 S: 5	H: 0 LOB: 0 BB: 0 P: 5	R: 0 E: 0 K: 1 S: 5	H: 0 LOB: 0 BB: 0 P: 5	R: 0 E: 2 K: 0 S: 5	H: 1 LOB: 2 BB: 0 P: 5	R: 0 E: 0 K: 0 S: 3	H: 1 LOB: 1 BB: 1 P: 7	1B: 4 2B: 1 3B: 0 HR: 0	SF: 0 SAC: 0 DP: 2 HBP: 0	WP: 0 PB: 0 SB: 0 CS: 0	PA: 34	
<b>PITCHER</b>	IP WLS BF H R ER SO BB IBB HBP BLK WP HR S P ERA WHIP											<b>PITCHER</b>	IP WLS BF H R ER SO BB IBB HBP BLK WP HR S P ERA WHIP										
15 Glen Perkins, L ERA: 6.0	(1, 1) 3.0 W 12 2 0 0 3 1 0 0 0 0 0 0 13 13 0.00 0.500																						
38 Philip Humber, R ERA:	(4, 1) 2.0 H 7 1 0 0 3 0 0 0 0 0 0 0 13 13 0.00 0.500																						
88 Kevin Mulvey, R ERA: 2.25	(6, 1) 2.0 6 0 0 0 2 0 0 0 0 0 0 0 10 10 0.00 0.000																						
51 Julio DePaula, R ERA: 1.8	(8, 1) 1.0 5 1 0 0 0 0 0 0 0 0 0 5 5 0.00 1.000																						
78 Ricky Barrett, L ERA: 4.5	(9, 1) 1.0 4 1 0 0 0 1 0 0 0 0 0 0 3 7 0.00 2.000																						

AB	37
R	4
H	11
RBI	4
BB	0
SO	6
LOB	14





Batter	1	2	3	4	5	6	7	8	9	AB	R	H	RBI	BB	SO	LOB	TOP										
28 Curtis Granderson, L (1.8) OBP: 0.319, SLG: 0.762 46 Freddy Guzman, S (7.8) OBP: 0.429, SLG: 0.450	0-0 G6-3		0-0 F9		0-3 K			0-0 F7		3	0	0	0	0	1	2											
14 Placido Polanco, R (1.4) OBP: 0.591, SLG: 0.842 72 Scott Sizemore, R (7.4) OBP: 0.412, SLG: 0.357	0-0 G5-3		1-0 24 E 1-2 HBP		1-1 HR			0-0 F8		2	1	1	1	0	0	0											
Jacque Jones, L (1.7) OBP: 0.333, SLG: 0.200 27 Brent Cleven, R (6.7) OBP: 0.529, SLG: 0.647	0-0 G3-1		0-3 K		0-3 K			0-0 2B		3	0	0	0	0	2	3											
24 Miguel Cabrera, R (1.5) OBP: 0.143, SLG: 0.190 65 Michael Hollimon, S (6.5) OBP: 0.286, SLG: 0.250		0-0 G5-3	0-0 E5		0-0 F9			4-0 BB		3	0	0	0	0	0	2											
33 Marcus Thames, R (1.9) OBP: 0.350, SLG: 0.778 66 Matt Joyce, L (8.9) OBP: 0.556, SLG: 0.714		0-0 P4	0-0 G5-3		0-3 K			0-3 BB		4	0	0	0	0	2	5											
26 Mike Hessman, R (1.3) OBP: 0.421, SLG: 0.688		0-0 HR			0-3 K			0-0 1B		4	1	2	1	0	2	0											
73 James Skelton, L (1.10) OBP: 0.222, SLG: 0.222 78 Danny Worth, R (9.7) OBP: 0.222, SLG: 0.222		0-3 K			0-3 K			0-0 G6-3		3	0	0	0	0	2	0											
74 Max St. Pierre, R (1.2) OBP: 0.455, SLG: 0.333 76 Clete Thomas, L (9.7) OBP: 0.235, SLG: 0.313			4-0 28 F9 24 S 39 S E BB		0-0 F8			0-0 1B		3	1	1	0	1	0	0											
39 Ramon Santiago, S (1.6) OBP: 0.647, SLG: 0.714			4-0 24 E 14 HBP 1-2 BB		0-3 K			0-0 L7		3	0	0	0	1	2	1											
<b>Inning Stats</b>	R: 0 E: 0 K: 0 S: 3	H: 0 LOB: 0 BB: 0 P: 3	R: 1 E: 0 K: 1 S: 6	H: 1 LOB: 0 BB: 0 P: 6	R: 1 E: 1 K: 1 S: 6	H: 0 LOB: 3 BB: 2 P: 15	R: 0 E: 0 K: 2 S: 7	H: 0 LOB: 0 BB: 0 P: 7	R: 1 E: 0 K: 3 S: 11	H: 1 LOB: 0 BB: 0 P: 12	R: 0 E: 0 K: 2 S: 7	H: 0 LOB: 0 BB: 0 P: 7	R: 0 E: 0 K: 1 S: 5	H: 0 LOB: 0 BB: 0 P: 5	R: 0 E: 0 K: 1 S: 6	H: 1 LOB: 2 BB: 0 P: 10	R: 0 E: 0 K: 0 S: 4	H: 2 LOB: 1 BB: 0 P: 4	1B: 2 2B: 1 3B: 0 HR: 2	SF: 0 SAC: 0 DP: 1 HBP: 1	WP: 0 PB: 0 SB: 1 CS: 0	PA: 36					
<b>PITCHER</b>	IP	WLS	BF	H	R	ER	SO	BB	IBB	HBP	BLK	WP	HR	S	P	ERA	WHIP										
28 Shaun Marcum, R (1.1) ERA: 1.8	3.0		14	1	2	1	2	2	0	1	0	0	1	15	24	3.00	1.000										
31 John Parrish, L (4.1) ERA: 3.18	3.0	B	10	1	1	1	7	0	0	0	0	0	1	25	26	3.00	0.333										
54 Jason Frasor, R (7.1) ERA: 3.18	1.0		3	0	0	0	1	0	0	0	0	0	0	5	5	0.00	0.000										
39 Gustavo Chacin, L (8.1) ERA: 6.0	1.0	W	5	1	0	0	1	1	0	0	0	0	0	6	10	0.00	2.000										
Davis Romero, L (9.1) ERA: 6.0	1.0	S	4	2	0	0	0	0	0	0	0	0	0	4	4	0.00	2.000										

**Detroit Tigers @ Toronto Blue Jays**  
Knology Park, Dunedin, FL  
Sat Mar 08 2008, 1:05 PM EST  
Att: 5,510 - Partly Cloudy - 65 F

**AB 32**  
**R 3**  
**H 5**  
**RBI 2**  
**BB 3**  
**SO 11**  
**LOB 14**



Batter	1	2	3	4	5	6	7	8	9	AB	R	H	RBI	BB	SO	LOB	BOTTOM											
11 David Eckstein, R (1.6) OBP: 0.267, SLG: 0.385 63 Wayne Lydon, S (5.7) OBP: 0.500, SLG: 0.600 19 Marco Scutaro, R (6.6) OBP: 0.333, SLG: 0.333	0-0 P6	0-0 G4-6-3			1-0 10 BB HBP		4-0 BB			2	0	0	0	0	0	2												
15 Alex Rios, R (1.9) OBP: 0.176, SLG: 0.188 Reed Johnson, R (6.9) OBP: 0.235, SLG: 0.133	0-3 K		0-0 F9		0-3 K		0-0 P6			3	0	0	0	0	2	1												
10 Vernon Wells, R (1.8) OBP: 0.200, SLG: 0.214 21 Buck Coats, L (6.8) OBP: 0.533, SLG: 0.692	0-0 F7		0-0 F7		4-0 1-2 BB			0-0 E3		2	0	0	0	1	0	0												
33 Scott Rolen, R (1.5) OBP: 0.385, SLG: 0.750 18 Hector Luna, R (6.5) OBP: 1.000, SLG: 1.000		1-0 HR	0-0 P3		0-3 K			0-0 1B		3	1	1	1	0	1	2												
Matt Stairs, L (1.10) OBP: 0.400, SLG: 0.700 20 Rod Barajas, R (6.7) OBP: 0.571, SLG: 0.600		0-0 4 G2-3 2 1B 1B		0-0 G4-3		0-0 P6		0-0 G4-3		2	1	1	0	0	0	0												
35 Lyle Overbay, L (1.3) OBP: 0.333, SLG: 0.375 7 Curtis Thigpen, R (7.3)		0-0 4 G2-3 2 1B 1B		0-0 L8		0-0 P5		0-0 G6-3		3	1	1	0	0	0	0												
4 Shannon Stewart, R (1.7) OBP: 0.286, SLG: 0.462 66 Matt Watson, L (7.7)		0-0 G2-3		0-0 G4-3		0-0 2 CS 2B		0-0 G4-3		3	0	2	0	0	0	2												
2 Aaron Hill, R (1.4) OBP: 0.600, SLG: 0.583 1 Joe Inglett, L (7.7) OBP: 0.353, SLG: 0.500		0-0 13 HBP 2H 3H 1B		0-0 K		1-0 CS		0-0 1B		3	0	2	2	0	1	1												
13 Sal Fasano, R (1.2) 68 Brian Jeroloman, L (7.2)		0-0 11 G4-6-3 HBP		0-0 G5-3		0-3 K		0-0 K		1	0	0	0	0	0	1												
<b>Inning Stats</b>	R: 0 E: 0 K: 1 S: 5	H: 0 LOB: 0 BB: 0 P: 5	R: 3 E: 0 K: 0 S: 6	H: 4 LOB: 1 BB: 0 P: 8	R: 0 E: 0 K: 0 S: 3	H: 0 LOB: 0 BB: 0 P: 3	R: 0 E: 0 K: 1 S: 6	H: 1 LOB: 1 BB: 0 P: 6	R: 0 E: 0 K: 2 S: 7	H: 0 LOB: 2 BB: 1 P: 12	R: 0 E: 0 K: 0 S: 3	H: 1 LOB: 1 BB: 0 P: 4	R: 0 E: 0 K: 1 S: 5	H: 1 LOB: 1 BB: 0 P: 9	R: 1 E: 1 K: 0 S: 5	H: 1 LOB: 1 BB: 0 P: 5	1B: 5 2B: 2 3B: 0 HR: 1	SF: 0 SAC: 0 DP: 1 HBP: 2	WP: 0 PB: 0 SB: 0 CS: 2	PA: 35								
<b>PITCHER</b>	IP	WLS	BF	H	R	ER	SO	BB	IBB	HBP	BLK	WP	HR	S	P	ERA	WHIP											
38 Jeremy Bondeman, R (1.1) ERA: 5.0	4.0		17	5	3	3	2	0	0	1	0	0	0	1	20	22	6.75	1.250										
52 Denny Bautista, R (5.1) ERA: 5.0	1.0		5	0	0	0	2	1	0	1	0	0	0	7	12	0.00	1.000											
44 Bobby Seay, L (6.1) ERA: 4.5	1.0		3	1	0	0	0	0	0	0	0	0	0	3	4	0.00	1.000											
Jason Grilli, R (7.1) ERA: 4.5	1.0		4	1	0	0	1	1	0	0	0	0	0	5	9	0.00	2.000											
67 Chris Lambert, R (8.1) ERA: 4.5	1.0	L	5	1	1	0	0	0	0	0	0	0	0	5	5	0.00	1.000											

**Detroit Tigers @ Toronto Blue Jays**  
Knology Park, Dunedin, FL  
Sat Mar 08 2008, 1:05 PM EST  
Att: 5,510 - Partly Cloudy - 65 F

**AB 30**  
**R 4**  
**H 8**  
**RBI 4**  
**BB 2**  
**SO 5**  
**LOB 13**





Batter	1	2	3	4	5	6	7	8	9	AB	R	H	RBI	BB	SO	LOB	TOP					
11 David Eckstein, R OBP: 0.333, SLG: 0.467 6 John McDonald, R OBP: 0.267, SLG: 0.231	L5	10 1B	33 HBP 10 1B		K		P2		1-2 1B	2	1	1	2	1	0	0	<b>Toronto Blue Jays @ Philadelphia Phillies</b> Bright House Networks Field, Clearwater, FL Sun Mar 09 2008, 1:05 PM EDT Att: 9,402 - Sunny - 58 F					
Matt Stairs, L OBP: 0.385, SLG: 0.615 4 Shannon Stewart, R OBP: 0.313, SLG: 0.467 66 Matt Watson, L		K	F9		F9		F7		G3-1	3	0	1	0	0	1	5						
10 Vernon Wells, R OBP: 0.278, SLG: 0.294 21 Buck Coats, L OBP: 0.471, SLG: 0.600	G6-4-3	33 1B	33 HBP 1B		G4-6-3				G4-3	1	3	0	2	4	0	1						
33 Scott Rolen, R OBP: 0.500, SLG: 0.786 20 Sergio Santos, R OBP: 0.296, SLG: 0.231		35 1B					L8		16 G4-3 1B	2	2	1	2	0	0	0						
Frank Thomas, R OBP: 0.059, SLG: 0.118 16 Travis Snider, L OBP: 0.615, SLG: 0.375		F7			F9		G3-1		G4-3	2	3	0	0	0	0	6						
35 Lyle Overbay, L OBP: 0.455, SLG: 0.444 7 Curtis Thigpen, R		4-0 2 2B	9 BB 2 1B				1 E 1 WP 1B		G5-3	3	2	2	0	2	0	0						
2 Aaron Hill, R OBP: 0.316, SLG: 0.444 1 Joe Inglett, L OBP: 0.316, SLG: 0.444		1-2 1B	11 BB 10 1B		P3		E4		P5	1	3	2	2	2	0	1						
9 Gregg Zaun, S OBP: 0.214, SLG: 0.083 14 Robinson Diaz, R OBP: 0.200, SLG: 0.200 68 Brian Jeroloman, L		4-0 11 2B	11 BB 10 1B		F9		P3		G6-3	2	2	2	0	2	0	3						
Reed Johnson, R OBP: 0.238, SLG: 0.158 26 Adam Lind, L OBP: 0.417, SLG: 0.667		11 2B 10 1B			P5		G5-3		K	1	4	1	1	1	0	1						
		1-2 2H			G5-3				6 1B 1B	1	1	0	1	0	0	0						
<b>Inning Stats</b>	R: 0 E: 0 K: 0 S: 3	H: 1 LOB: 0 BB: 0 P: 3	R: 6 E: 0 K: 1 S: 11	H: 6 LOB: 2 BB: 2 P: 19	R: 3 E: 0 K: 0 S: 6	H: 3 LOB: 3 BB: 2 P: 15	R: 0 E: 0 K: 0 S: 3	H: 0 LOB: 1 BB: 1 P: 7	R: 0 E: 0 K: 1 S: 5	H: 1 LOB: 0 BB: 0 P: 5	R: 0 E: 0 K: 1 S: 5	H: 0 LOB: 0 BB: 0 P: 5	R: 0 E: 0 K: 0 S: 4	H: 1 LOB: 1 BB: 0 P: 4	R: 0 E: 0 K: 0 S: 5	H: 2 LOB: 2 BB: 0 P: 5		1B: 13 2B: 2 3B: 0 HR: 0	SF: 0 SAC: 0 DP: 2 HBP: 1	WP: 2 PB: 0 SB: 0 CS: 0	PA: 47	
<b>PITCHER</b>	IP WLS BF H R ER SO BB IBB HBP BLK WP HR S P ERA WHIP	IP WLS BF H R ER SO BB IBB HBP BLK WP HR S P ERA WHIP	IP WLS BF H R ER SO BB IBB HBP BLK WP HR S P ERA WHIP	IP WLS BF H R ER SO BB IBB HBP BLK WP HR S P ERA WHIP	IP WLS BF H R ER SO BB IBB HBP BLK WP HR S P ERA WHIP	IP WLS BF H R ER SO BB IBB HBP BLK WP HR S P ERA WHIP	IP WLS BF H R ER SO BB IBB HBP BLK WP HR S P ERA WHIP	IP WLS BF H R ER SO BB IBB HBP BLK WP HR S P ERA WHIP	IP WLS BF H R ER SO BB IBB HBP BLK WP HR S P ERA WHIP	IP WLS BF H R ER SO BB IBB HBP BLK WP HR S P ERA WHIP	IP WLS BF H R ER SO BB IBB HBP BLK WP HR S P ERA WHIP	IP WLS BF H R ER SO BB IBB HBP BLK WP HR S P ERA WHIP	IP WLS BF H R ER SO BB IBB HBP BLK WP HR S P ERA WHIP	IP WLS BF H R ER SO BB IBB HBP BLK WP HR S P ERA WHIP	IP WLS BF H R ER SO BB IBB HBP BLK WP HR S P ERA WHIP	IP WLS BF H R ER SO BB IBB HBP BLK WP HR S P ERA WHIP		IP WLS BF H R ER SO BB IBB HBP BLK WP HR S P ERA WHIP	IP WLS BF H R ER SO BB IBB HBP BLK WP HR S P ERA WHIP	IP WLS BF H R ER SO BB IBB HBP BLK WP HR S P ERA WHIP	IP WLS BF H R ER SO BB IBB HBP BLK WP HR S P ERA WHIP	IP WLS BF H R ER SO BB IBB HBP BLK WP HR S P ERA WHIP



Batter	1	2	3	4	5	6	7	8	9	AB	R	H	RBI	BB	SO	LOB	BOTTOM					
11 Jimmy Rollins, S OBP: 0.185, SLG: 0.160 29 Ray Olmedo, S OBP: 0.077, SLG: 0.077	K		K		G4-3		G5-3			3	0	0	1	0	2	1	<b>Toronto Blue Jays @ Philadelphia Phillies</b> Bright House Networks Field, Clearwater, FL Sun Mar 09 2008, 1:05 PM EDT Att: 9,402 - Sunny - 58 F					
8 Shane Victorino, S OBP: 0.308, SLG: 0.400 12 T.J. Bohn, R OBP: 0.200, SLG: 0.111	K		G4-3		F9				G4-3	3	0	0	0	0	1	1						
26 Chase Utley, L OBP: 0.296, SLG: 0.520 4 Eric Bruntlett, R OBP: 0.346, SLG: 0.500	G1-3				F8		K		K	1	0	0	0	0	0	0						
6 Ryan Howard, L OBP: 0.483, SLG: 0.815 9 Chris Snelling, L OBP: 0.276, SLG: 0.188		3-2 HR			K		F8			3	1	1	1	0	1	0						
7 Pedro Feliz, R OBP: 0.308, SLG: 0.500 78 Brennan King, R OBP: 0.333, SLG: 0.444		G5-3			P4		HR		K	3	1	1	1	0	0	0						
10 Geoff Jenkins, L OBP: 0.207, SLG: 0.310					K		P6		K	4	0	1	0	0	2	0						
19 Greg Dobbs, L OBP: 0.318, SLG: 0.550		G6-3			2B				K	4	1	1	0	0	1	1						
So Taguchi, R OBP: 0.524, SLG: 0.529		K							L8	3	1	1	1	1	1	1						
51 Carlos Ruiz, R OBP: 0.444, SLG: 0.571 23 Jason Jaramillo, S OBP: 0.167, SLG: 0.091			K						F9	2	0	0	0	0	1	1						
					E5 11 G4-3					1	0	0	0	0	0	1						
<b>Inning Stats</b>	R: 0 E: 0 K: 2 S: 7	H: 0 LOB: 0 BB: 0 P: 7	R: 1 E: 0 K: 1 S: 9	H: 2 LOB: 1 BB: 0 P: 12	R: 0 E: 0 K: 2 S: 7	H: 0 LOB: 0 BB: 0 P: 7	R: 0 E: 0 K: 1 S: 5	H: 0 LOB: 0 BB: 0 P: 5	R: 2 E: 1 K: 1 S: 8	H: 2 LOB: 1 BB: 0 P: 8	R: 1 E: 0 K: 0 S: 7	H: 1 LOB: 0 BB: 0 P: 8	R: 0 E: 0 K: 2 S: 8	H: 1 LOB: 1 BB: 1 P: 8	R: 0 E: 0 K: 2 S: 7	H: 0 LOB: 0 BB: 0 P: 7		1B: 1 2B: 3 3B: 0 HR: 2	SF: 0 SAC: 0 DP: 0 HBP: 0	WP: 1 PB: 0 SB: 0 CS: 0	PA: 35	
<b>PITCHER</b>	IP WLS BF H R ER SO BB IBB HBP BLK WP HR S P ERA WHIP	IP WLS BF H R ER SO BB IBB HBP BLK WP HR S P ERA WHIP	IP WLS BF H R ER SO BB IBB HBP BLK WP HR S P ERA WHIP	IP WLS BF H R ER SO BB IBB HBP BLK WP HR S P ERA WHIP	IP WLS BF H R ER SO BB IBB HBP BLK WP HR S P ERA WHIP	IP WLS BF H R ER SO BB IBB HBP BLK WP HR S P ERA WHIP	IP WLS BF H R ER SO BB IBB HBP BLK WP HR S P ERA WHIP	IP WLS BF H R ER SO BB IBB HBP BLK WP HR S P ERA WHIP	IP WLS BF H R ER SO BB IBB HBP BLK WP HR S P ERA WHIP	IP WLS BF H R ER SO BB IBB HBP BLK WP HR S P ERA WHIP	IP WLS BF H R ER SO BB IBB HBP BLK WP HR S P ERA WHIP	IP WLS BF H R ER SO BB IBB HBP BLK WP HR S P ERA WHIP	IP WLS BF H R ER SO BB IBB HBP BLK WP HR S P ERA WHIP	IP WLS BF H R ER SO BB IBB HBP BLK WP HR S P ERA WHIP	IP WLS BF H R ER SO BB IBB HBP BLK WP HR S P ERA WHIP	IP WLS BF H R ER SO BB IBB HBP BLK WP HR S P ERA WHIP		IP WLS BF H R ER SO BB IBB HBP BLK WP HR S P ERA WHIP	IP WLS BF H R ER SO BB IBB HBP BLK WP HR S P ERA WHIP	IP WLS BF H R ER SO BB IBB HBP BLK WP HR S P ERA WHIP	IP WLS BF H R ER SO BB IBB HBP BLK WP HR S P ERA WHIP	IP WLS BF H R ER SO BB IBB HBP BLK WP HR S P ERA WHIP






Batter	1	2	3	4	5	6	7	8	9	AB	R	H	RBI	BB	SO	LOB	TOP			
21 Buck Coats, L OBP: 0.476, SLG: 0.579 63 Wayne Lydon, S OBP: 0.500, SLG: 0.600	F9		15 G6-3 26 S 2B		26 CS 1B		K			4	1	2	0	0	1	1	<b>Toronto Blue Jays @ Houston Astros</b> Osceola County Stadium, Kissimmee, FL Mon Mar 10 2008, 1:05 PM EDT Att: 3,752 - Sunny - 78 F			
15 Alex Rios, R OBP: 0.200, SLG: 0.263 43 Ryan Patterson, R OBP: 0.286, SLG: 0.429	26 F9 2B		G6-3		F8			P4		3	0	1	0	0	0	2				
26 Adam Lind, L OBP: 0.400, SLG: 0.667 Johermyn Chavez, R (7, 7)	F9		20 2B		F7			G6-3		3	1	1	1	0	0	2				
19 Marco Scutaro, R OBP: 0.278, SLG: 0.267 Justin Jackson, R (7, 6)	F9		3-H 2B		F9			G4-3		3	0	0	0	0	0	2				
20 Rod Barajas, R OBP: 0.529, SLG: 0.615 68 Brian Jeroloman, L OBP: 0.167, SLG: 0.167		G1-3			F7				16 L3 1B	3	0	1	1	0	0	0				
16 Travis Snider, L OBP: 0.471, SLG: 0.250			2-H 2B							4	0	0	0	0	3	2				
7 Curtis Thigpen, R OBP: 0.067, SLG: 0.143 Josh Kreuzer, R (7, 3)										3	1	1	0	0	0	0				
18 Hector Luna, R OBP: 0.667, SLG: 0.667 14 Robinson Diaz, R OBP: 0.333, SLG: 0.333										2	0	1	1	0	1	0				
8 Russ Adams, L OBP: 0.154, SLG: 0.083										3	0	0	0	0	0	2				
<b>Inning Stats</b>	R: 0 E: 0 K: 0 S: 4	H: 1 LOB: 1 BB: 0 P: 4	R: 1 E: 0 K: 1 S: 7	H: 2 LOB: 1 BB: 0 P: 7	R: 2 E: 0 K: 1 S: 8	H: 3 LOB: 1 BB: 0 P: 9	R: 0 E: 0 K: 1 S: 5	H: 0 LOB: 0 BB: 0 P: 5	R: 0 E: 0 K: 1 S: 3	H: 1 LOB: 1 BB: 0 P: 6	R: 0 E: 0 K: 0 S: 3	H: 0 LOB: 0 BB: 0 P: 3	R: 0 E: 0 K: 1 S: 5	H: 1 LOB: 0 BB: 0 P: 5	R: 0 E: 0 K: 0 S: 3	H: 0 LOB: 0 BB: 0 P: 3		1B: 5 2B: 5 3B: 0 HR: 0	SF: 0 SAC: 0 DP: 1 HBP: 0	WP: 0 PB: 0 SB: 1 CS: 1
<b>PITCHER</b>	IP WLS BF H R ER SO BB IBB HBP BLK WP HR S P ERA WHIP																			
44 Roy Oswalt, R ERA: 4.0	4.0	18	6	3	3	3	0	0	0	0	0	0	0	0	24	25	6.75	1.500		
23 Stephen Randolph, L ERA: 13.5	1.0	W	3	1	0	0	0	0	0	0	0	0	0	0	3	3	0.00	1.000		
Oscar Villarreal, R ERA:	2.0	H	7	1	0	0	2	0	0	0	0	0	0	11	11	0.00	0.500			
66 Carlos Hines, R ERA:	1.0	H	3	0	0	0	0	0	0	0	0	0	0	3	3	0.00	0.000			
29 Geoff Geary, R ERA: 7.11	1.0	S	3	1	0	0	1	0	0	0	0	0	0	5	5	0.00	1.000			

AB	34
R	3
H	9
RBI	3
BB	0
SO	6
LOB	11



Batter	1	2	3	4	5	6	7	8	9	AB	R	H	RBI	BB	SO	LOB	BOTTOM			
9 Hunter Pence, R OBP: 0.368, SLG: 0.471 22 José Cruz Jr., S OBP: 0.375, SLG: 0.400	K	G4-3			17 S 45 G6-3 2 1B		K			3	1	1	0	0	1	2	<b>Toronto Blue Jays @ Houston Astros</b> Osceola County Stadium, Kissimmee, FL Mon Mar 10 2008, 1:05 PM EDT Att: 3,752 - Sunny - 78 F			
2 Darin Erstad, L OBP: 0.346, SLG: 0.480 Alberto Castillo, R (8, 2)	G6-3				17 S 1B		K			4	0	1	0	0	2	1				
17 Lance Berkman, S OBP: 0.409, SLG: 0.730 55 Humberto Quintero, R OBP: 0.471, SLG: 0.400					45 SF8 3B			60 1B 2B		4	2	3	1	0	1	2				
46 Carlos Lee, R OBP: 0.474, SLG: 0.813 60 Reggie Abercrombie, R OBP: 0.308, SLG: 0.304	G6-3				G6-3			21 S 1B		2	0	0	2	0	0	1				
10 Miguel Tejada, R OBP: 0.208, SLG: 0.261 31 David Newhan, L OBP: 0.296, SLG: 0.417					G6-3				P6	3	0	0	0	0	1	1				
27 Geoff Blum, S OBP: 0.378, SLG: 0.360					G6-3				P3	4	1	1	0	0	0	3				
21 Ty Wigginton, R OBP: 0.179, SLG: 0.393					L9					4	0	1	0	0	1	4				
Mark Loretta, R OBP: 0.440, SLG: 0.522 13 Tomas Perez, S OBP: 0.296, SLG: 0.333					G6-3					3	0	1	1	0	1	1				
Brad Ausmus, R OBP: 0.462, SLG: 0.615 20 Nick Gorneault, R OBP: 0.600, SLG: 0.615					K					0	0	0	0	0	0	0				
<b>Inning Stats</b>	R: 1 E: 0 K: 1 S: 6	H: 1 LOB: 0 BB: 0 P: 7	R: 1 E: 0 K: 1 S: 8	H: 3 LOB: 0 BB: 0 P: 8	R: 1 E: 0 K: 1 S: 6	H: 1 LOB: 0 BB: 0 P: 6	R: 0 E: 0 K: 2 S: 8	H: 1 LOB: 1 BB: 0 P: 8	R: 1 E: 0 K: 1 S: 7	H: 2 LOB: 1 BB: 0 P: 7	R: 0 E: 0 K: 0 S: 3	H: 0 LOB: 0 BB: 0 P: 3	R: 0 E: 0 K: 2 S: 7	H: 1 LOB: 1 BB: 0 P: 7	R: 0 E: 0 K: 1 S: 7	H: 2 LOB: 2 BB: 0 P: 7		1B: 6 2B: 3 3B: 1 HR: 1	SF: 1 SAC: 0 DP: 0 HBP: 0	WP: 0 PB: 0 SB: 3 CS: 1
<b>PITCHER</b>	IP WLS BF H R ER SO BB IBB HBP BLK WP HR S P ERA WHIP																			
32 Roy Halladay, R ERA: 4.0	4.0	18	6	3	3	5	0	0	0	0	0	0	0	0	10	10	4.50	1.000		
22 Brandon League, R ERA: 1.8	2.0	L	8	2	1	1	1	0	0	0	0	0	0	7	7	0.00	1.000			
57 Shawn Camp, R ERA: 1.8	1.0		3	1	0	0	2	0	0	0	0	0	0	7	7	0.00	2.000			
41 Tracy Thorpe, R ERA: 3.0	1.0		5	2	0	0	1	0	0	0	0	0	0	7	7	0.00	2.000			

AB	33
R	4
H	11
RBI	4
BB	0
SO	9
LOB	20









Batter	1	2	3	4	5	6	7	8	9	AB	R	H	RBI	BB	SO	LOB	TOP																				
13 Nate McLouth, L (1.8) 74 Andrew McCutchen, R (7.8) OBP: 0.500, SLG: 0.750 OBP: 0.281, SLG: 0.300										3	0	3	1	0	0	0	<b>Pittsburgh Pirates @ Toronto Blue Jays</b> Knology Park, Dunedin, FL Wed Mar 12 2008, 1:05 PM EDT Att: 5,044 - Cloudy - 75 F																				
2 Jack Wilson, R (1.6) 80 Luis Alfonso Cruz, R (7.6) OBP: 0.500, SLG: 0.591 OBP: 0.333, SLG: 0.956										1	0	0	0	1	1	2																					
12 Freddy Sanchez, R (1.10) OBP: 0.367, SLG: 0.407										4	0	0	0	0	1	3																					
Jason Bay, R (1.7) 15 Kevin Thompson, R (7.7) OBP: 0.269, SLG: 0.348 OBP: 0.393, SLG: 0.440										3	0	1	0	0	2	1																					
25 Adam LaRoche, L (1.3) 16 Doug Mientkewicz, L (7.3) OBP: 0.360, SLG: 0.619 OBP: 0.346, SLG: 0.316										3	0	1	0	0	0	1																					
Xavier Nady, R (1.9) 51 Steve Pearce, R (7.9) OBP: 0.333, SLG: 0.261 OBP: 0.290, SLG: 0.621										3	0	0	0	0	0	0																					
26 Ronny Paulino, R (1.2) 63 Raul Chavez, R (7.2) OBP: 0.500, SLG: 1.250										3	0	0	0	0	1	0																					
19 José Bautista, R (1.5) 65 Jorge Velandia, R (7.5) OBP: 0.346, SLG: 0.250 OBP: 0.375, SLG: 0.250										3	1	1	0	0	1	0																					
31 Luis Rivas, R (1.4) 83 Josh Wilson, R (7.4) OBP: 0.500, SLG: 0.524 OBP: 0.250, SLG: 0.222										1	0	0	0	1	0	1																					
										1	0	0	0	0	0	0																					
<b>Inning Stats</b>	R: 0 E: 0 K: 2 S: 8	H: 1 LOB: 1 BB: 0 P: 8	R: 0 E: 0 K: 1 S: 5	H: 1 LOB: 0 BB: 0 P: 5	R: 1 E: 0 K: 0 S: 4	H: 2 LOB: 1 BB: 1 P: 8	R: 0 E: 0 K: 1 S: 5	H: 0 LOB: 0 BB: 0 P: 5	R: 0 E: 0 K: 1 S: 6	H: 1 LOB: 2 BB: 1 P: 10	R: 0 E: 0 K: 0 S: 3	H: 0 LOB: 0 BB: 0 P: 3	R: 0 E: 0 K: 1 S: 5	H: 0 LOB: 0 BB: 0 P: 5	R: 0 E: 0 K: 0 S: 3	H: 0 LOB: 0 BB: 0 P: 3	R: 0 E: 0 K: 0 S: 3	H: 0 LOB: 0 BB: 0 P: 3	1B: 3 2B: 3 3B: 0 HR: 0	SF: 0 SAC: 1 DP: 2 HBP: 0	WP: 0 PB: 0 SB: 0 CS: 0	PA: 32															
<b>PITCHER</b>	IP	WLS	BF	H	R	ER	SO	BB	IBB	HBP	BLK	WP	HR	S	P	ERA	WHIP	<b>PITCHER</b>	IP	WLS	BF	H	R	ER	SO	BB	IBB	HBP	BLK	WP	HR	S	P	ERA	WHIP		
A.J. Burnett, R (1.1) ERA: 4.0	4.0	W	15	4	1	1	4	1	0	0	0	0	0	22	26	2.25	1.250																				
54 Jason Frasor, R (5.1) ERA: 1.59	1.0	H	5	1	0	0	1	1	0	0	0	0	0	6	10	0.00	2.000																				
40 Brian Wolfe, R (6.1) ERA: 1.59	2.0	H	6	1	0	0	1	0	0	0	0	0	0	8	8	0.00	0.500																				
Randy Wells, R (8.1) ERA: 9.0	1.0	H	3	0	0	0	0	0	0	0	0	0	0	3	3	0.00	0.000																				
Josh Banks, R (9.1) ERA: 9.0	1.0	S	3	0	0	0	0	0	0	0	0	0	0	3	3	0.00	0.000																				

Batter	1	2	3	4	5	6	7	8	9	AB	R	H	RBI	BB	SO	LOB	BOTTOM																					
11 David Eckstein, R (1.6) Josh Kreuzer, R (6.3) OBP: 0.333, SLG: 0.450										3	1	1	0	0	0	0	<b>Pittsburgh Pirates @ Toronto Blue Jays</b> Knology Park, Dunedin, FL Wed Mar 12 2008, 1:05 PM EDT Att: 5,044 - Cloudy - 75 F																					
15 Alex Rios, R (1.9) 26 Adam Lind, L (7.9) OBP: 0.174, SLG: 0.227 OBP: 0.438, SLG: 0.688										3	0	0	0	0	1																							
10 Vernon Wells, R (1.8) 63 Wayne Lydon, S (7.8) OBP: 0.292, SLG: 0.435 OBP: 0.428, SLG: 0.500										3	1	1	2	0	0																							
Frank Thomas, R (1.10) 66 Matt Watson, L (6, PH) OBP: 0.043, SLG: 0.087 OBP: 0.091, SLG: 0.091										3	0	0	0	0	1																							
33 Scott Rolen, R (1.5) 18 Hector Luna, R (6.5) 14 Robinson Diaz, R (8.5) OBP: 0.429, SLG: 0.611 OBP: 0.400, SLG: 0.490 OBP: 0.250, SLG: 0.250										2	0	0	0	0	0																							
2 Aaron Hill, R (1.4) 1 Joe Inglett, L (7, PR) OBP: 0.625, SLG: 0.700 OBP: 0.300, SLG: 0.421										2	0	2	0	1	0																							
Reed Johnson, R (1.7) 21 Buck Coats, L (7, PR) OBP: 0.308, SLG: 0.217 OBP: 0.455, SLG: 0.550										2	0	1	0	0	0																							
20 Rod Barajas, R (1.2) 7 Curtis Thigpen, R (8.2) OBP: 0.450, SLG: 0.500 OBP: 0.125, SLG: 0.200										3	0	0	0	0	1																							
19 Marco Scutaro, R (1.3) OBP: 0.286, SLG: 0.278										3	1	1	0	0	0																							
										1B: 6 2B: 2 3B: 0 HR: 1	SF: 0 SAC: 0 DP: 2 HBP: 2	WP: 0 PB: 0 SB: 1 CS: 1	PA: 32																									
<b>Inning Stats</b>	R: 1 E: 0 K: 0 S: 4	H: 1 LOB: 0 BB: 0 P: 4	R: 0 E: 0 K: 1 S: 6	H: 2 LOB: 1 BB: 0 P: 7	R: 0 E: 0 K: 0 S: 3	H: 0 LOB: 0 BB: 0 P: 3	R: 1 E: 0 K: 0 S: 6	H: 2 LOB: 1 BB: 0 P: 8	R: 0 E: 0 K: 0 S: 3	H: 0 LOB: 0 BB: 0 P: 3	R: 0 E: 0 K: 1 S: 5	H: 0 LOB: 1 BB: 1 P: 5	R: 0 E: 0 K: 1 S: 4	H: 0 LOB: 1 BB: 1 P: 10	R: 2 E: 0 K: 0 S: 5	H: 3 LOB: 1 BB: 0 P: 6	R: 0 E: 0 K: 0 S: 3	H: 0 LOB: 0 BB: 0 P: 6	1B: 6 2B: 2 3B: 0 HR: 1	SF: 0 SAC: 0 DP: 2 HBP: 2	WP: 0 PB: 0 SB: 1 CS: 1	PA: 32																
<b>PITCHER</b>	IP	WLS	BF	H	R	ER	SO	BB	IBB	HBP	BLK	WP	HR	S	P	ERA	WHIP	<b>PITCHER</b>	IP	WLS	BF	H	R	ER	SO	BB	IBB	HBP	BLK	WP	HR	S	P	ERA	WHIP			
57 Zach Duke, L (1.1) ERA: 6.0	4.0	L	16	5	2	2	1	0	0	0	0	0	0	19	22	4.50	1.250																					
55 Matt Capps, R (5.1) ERA: 3.6	1.0		3	0	0	0	0	0	0	0	0	0	0	3	3	0.00	0.000																					
61 Sean Burnett, L (6.1) ERA: 1.8	1.0		3	0	0	0	1	0	0	0	0	0	0	5	5	0.00	0.000																					
18 Masumi Kuwata, R (7.1) ERA: 13.5	1.0		4	0	0	0	1	1	0	1	0	0	0	4	10	0.00	1.000																					
39 Brian Rogers, R (8.1) ERA: 13.5	0.1		5	3	2	2	0	0	0	1	0	0	0	4	5	54.00	9.000																					

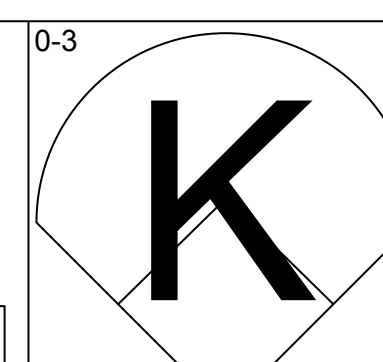
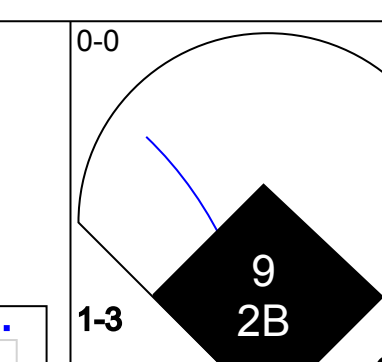
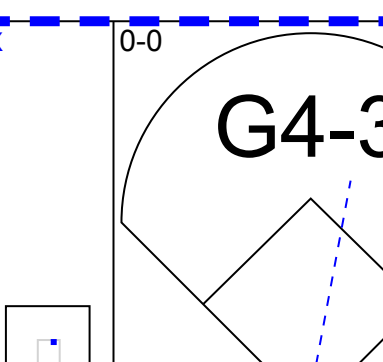
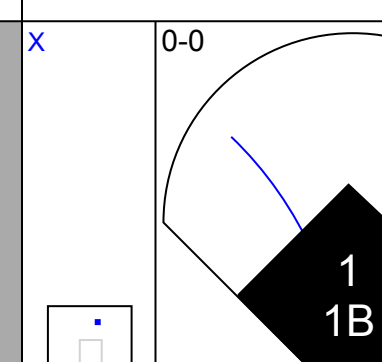
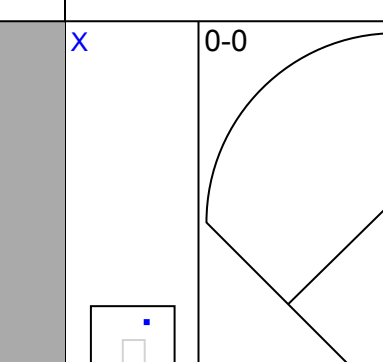
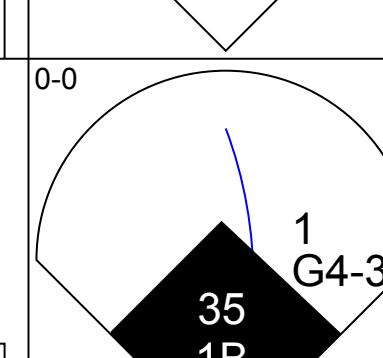
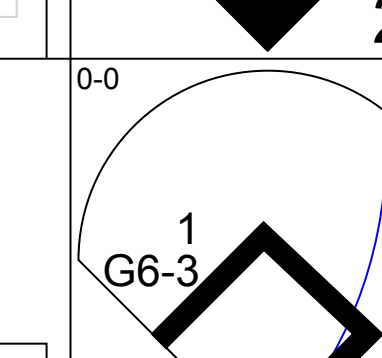
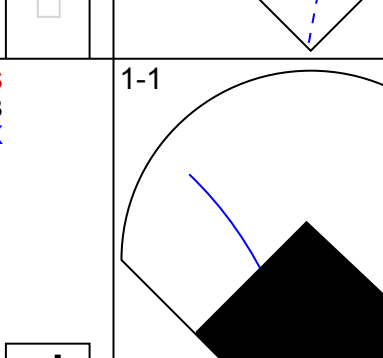
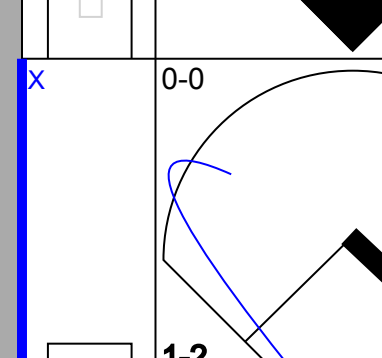
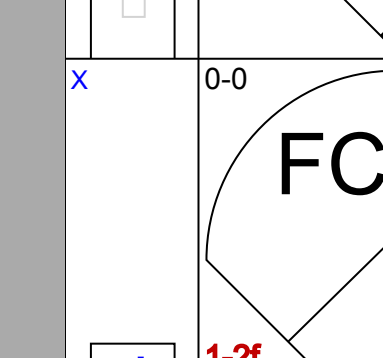
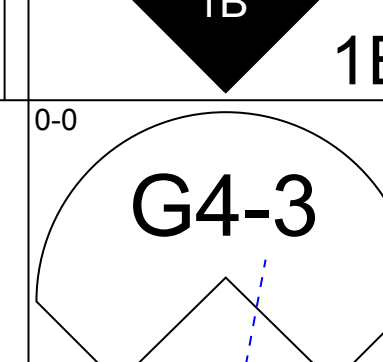
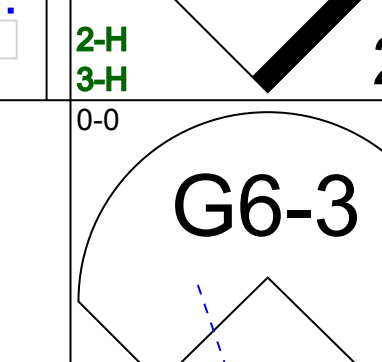
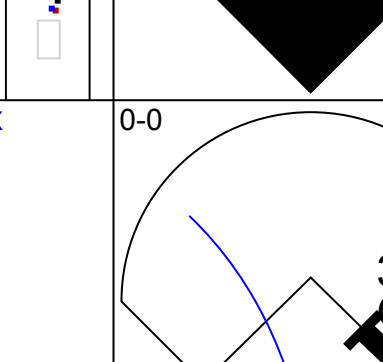
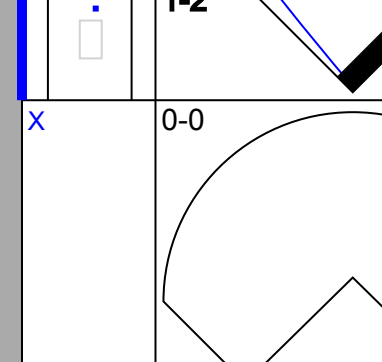
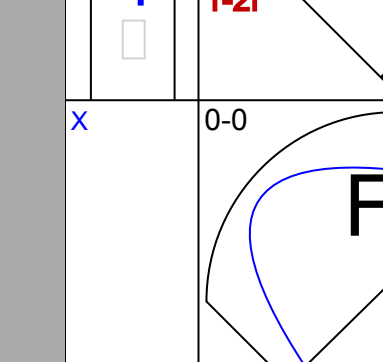
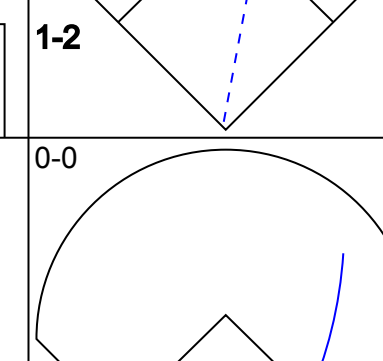
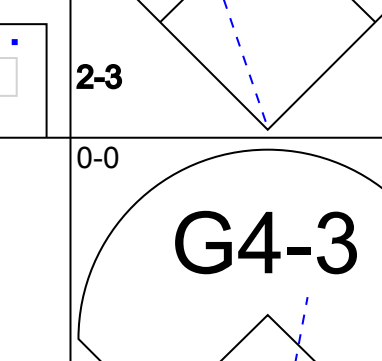
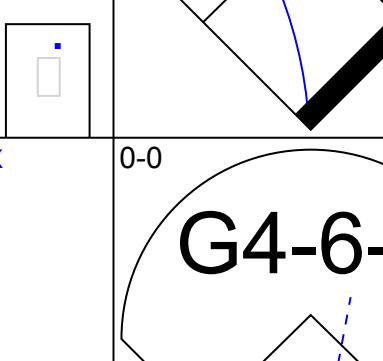
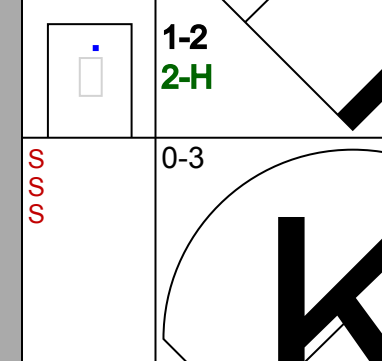
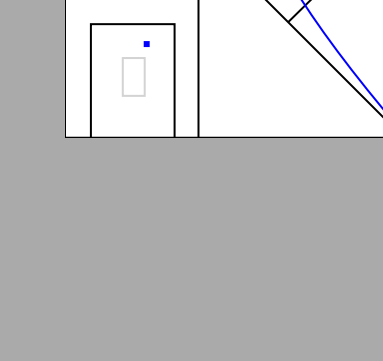
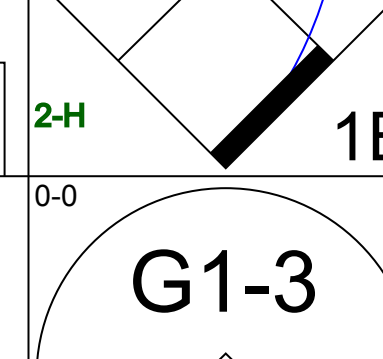
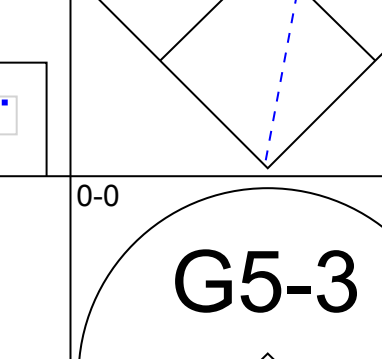
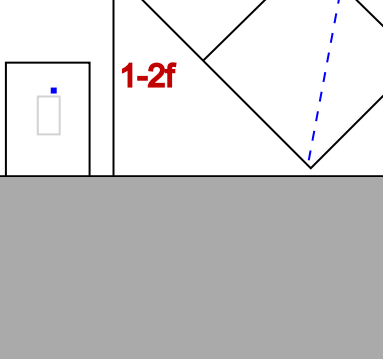
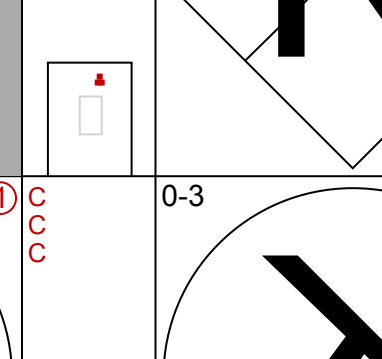

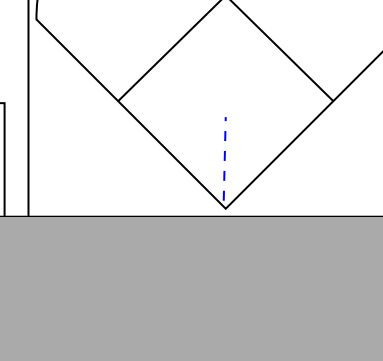
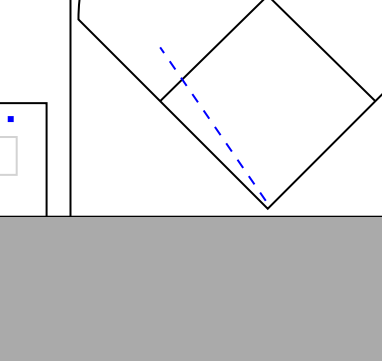

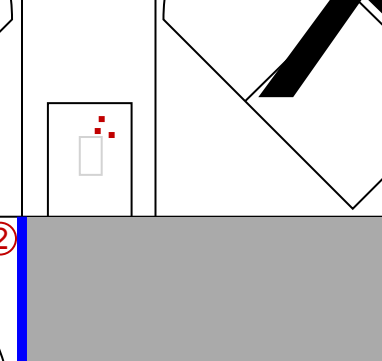






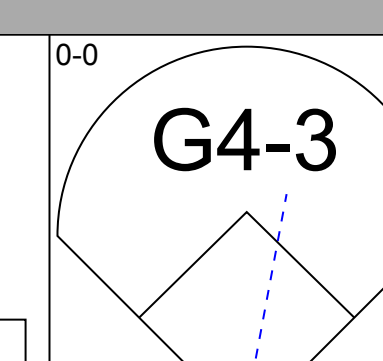
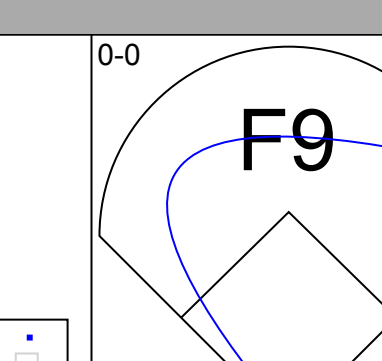
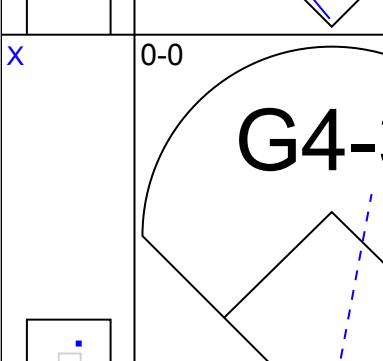
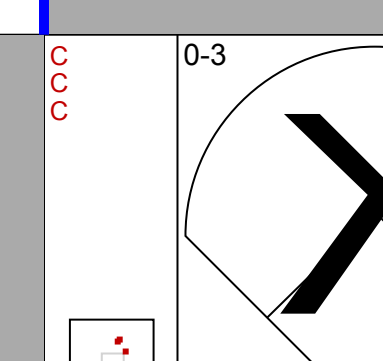
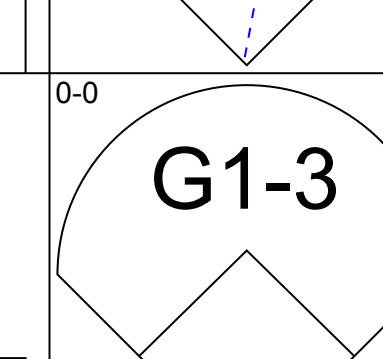
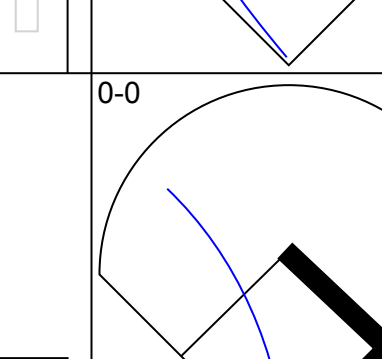
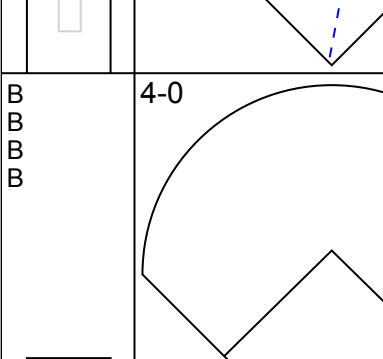
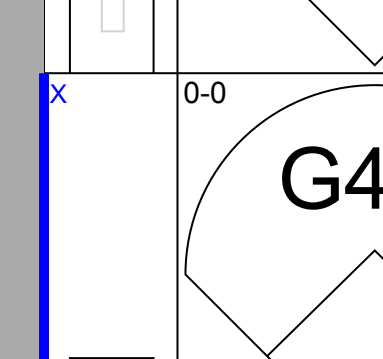
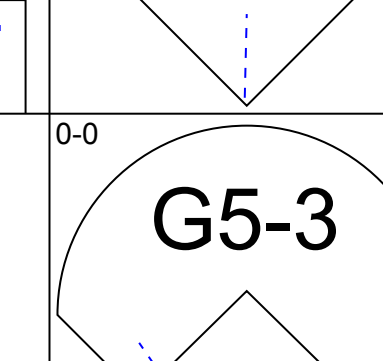
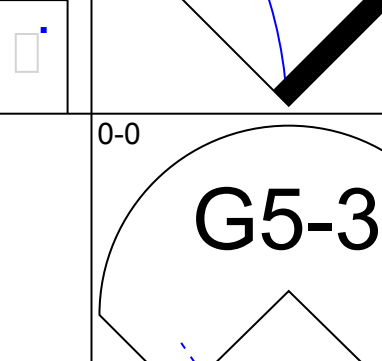
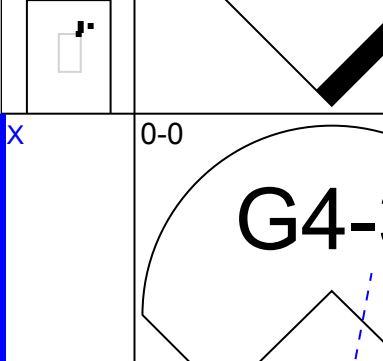
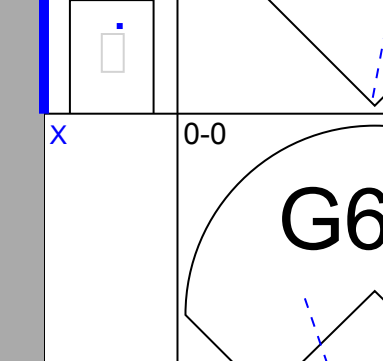
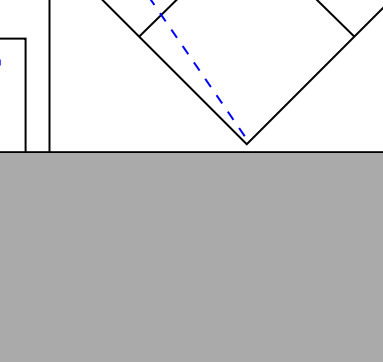
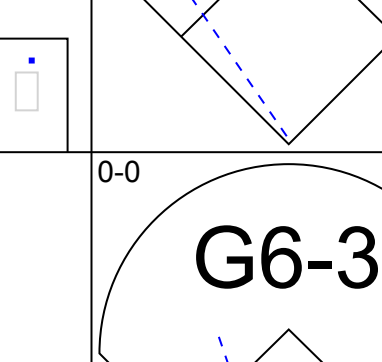
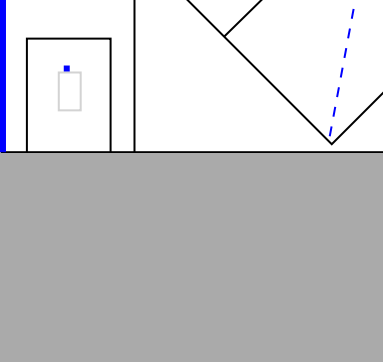
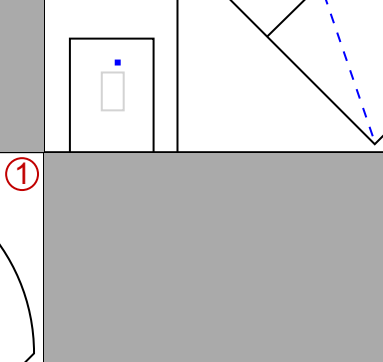

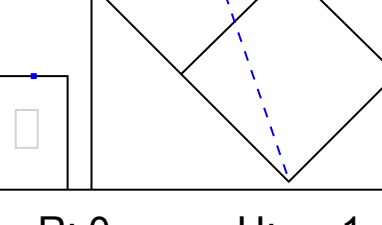


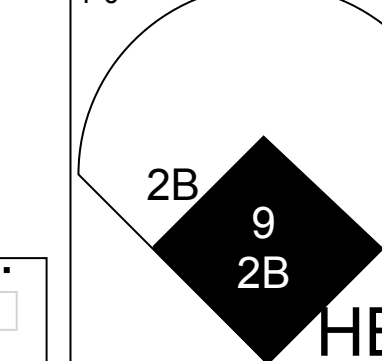
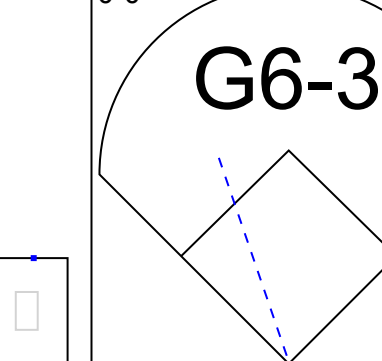
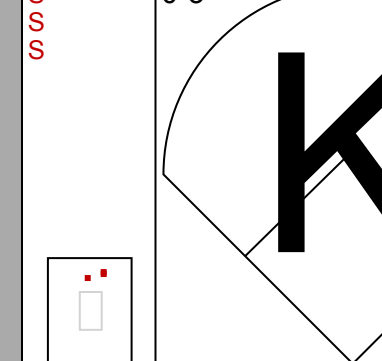
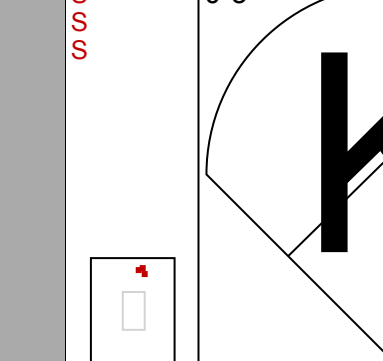
AB 29  
R 1  
H 6  
RBI 1  
BB 2  
SO 6  
LOB 8

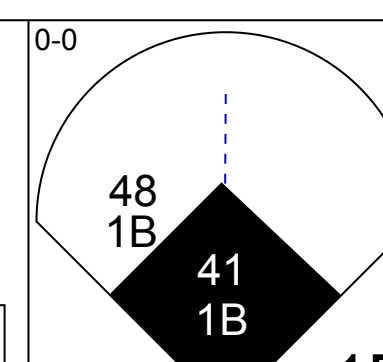
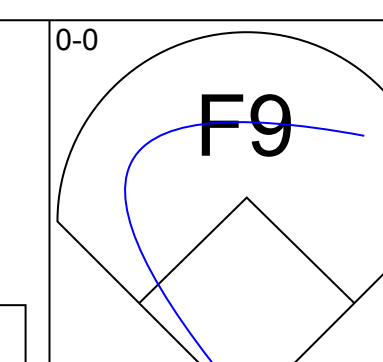
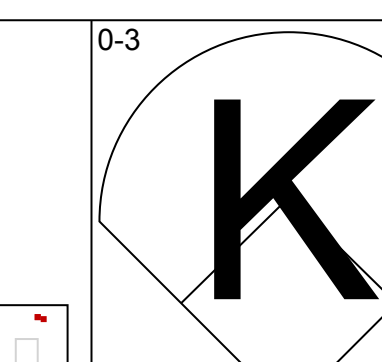
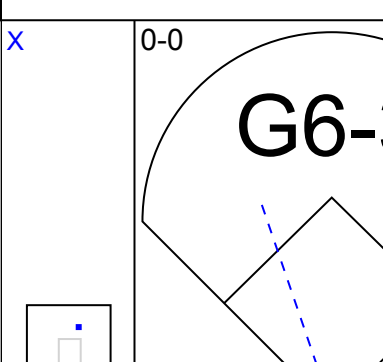
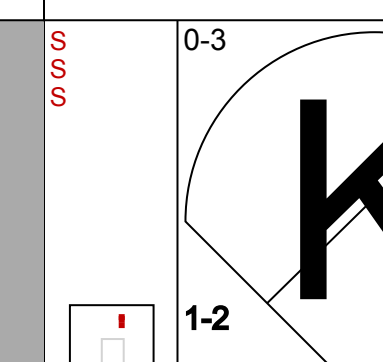
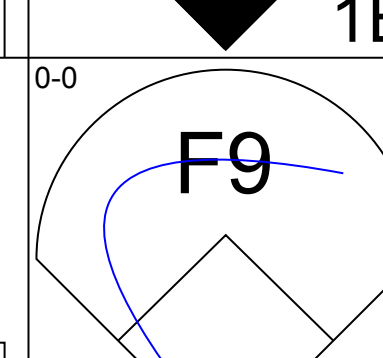
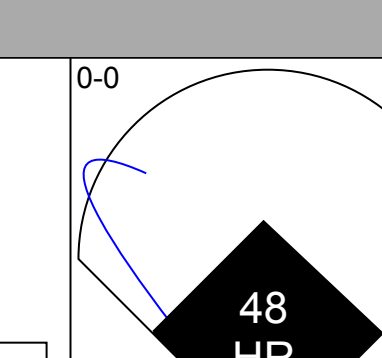
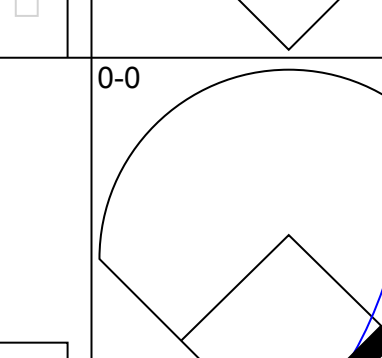
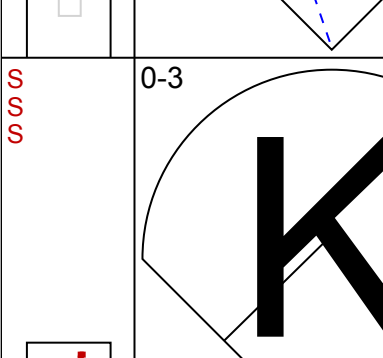
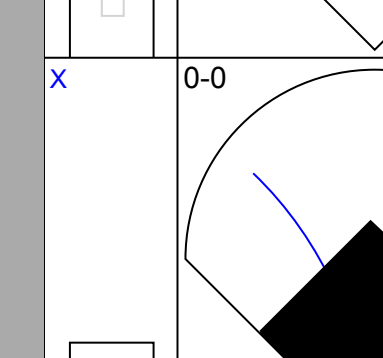
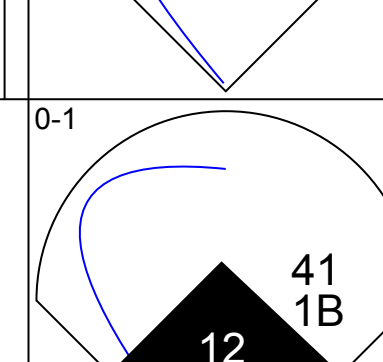
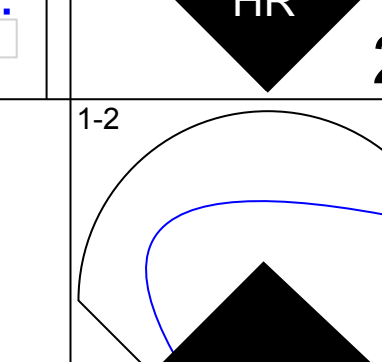
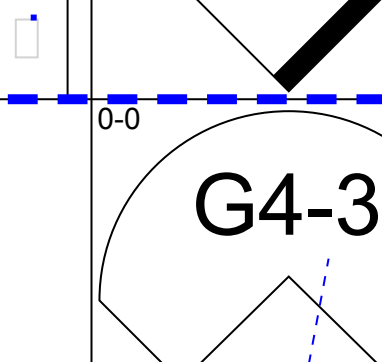
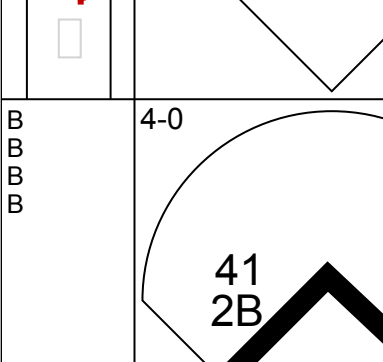
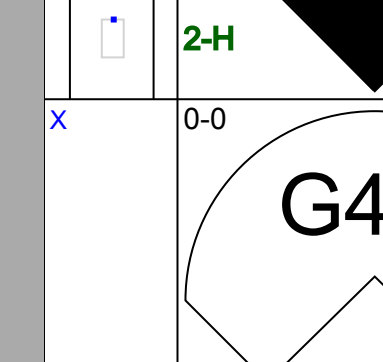
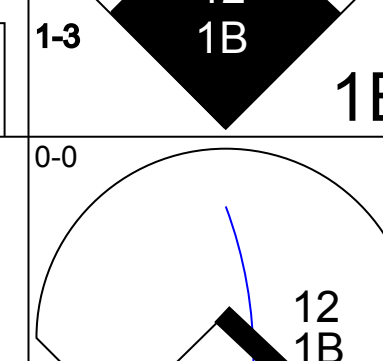
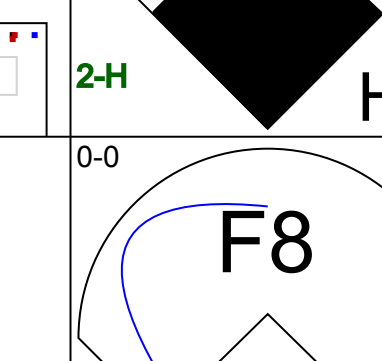
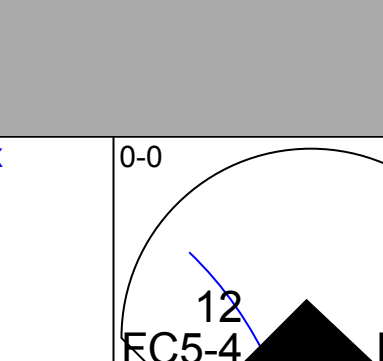
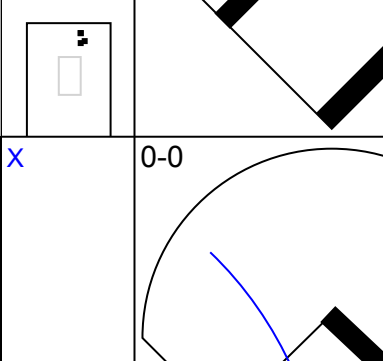

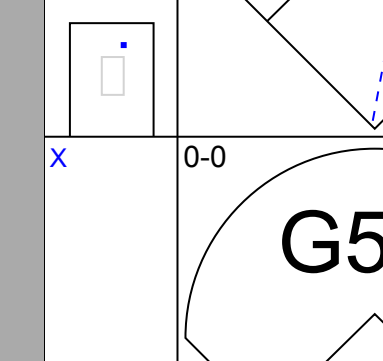
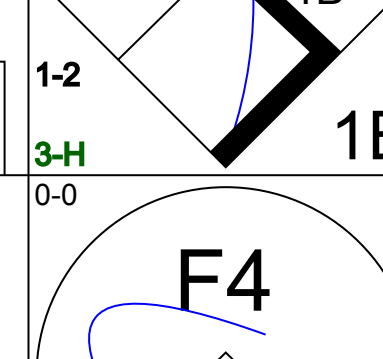
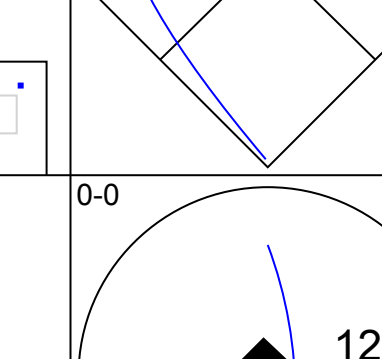

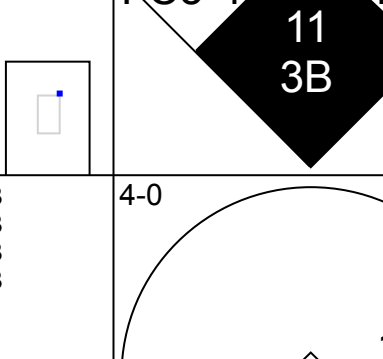
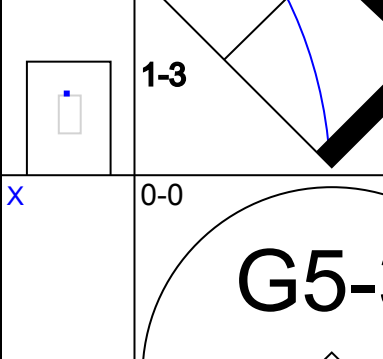

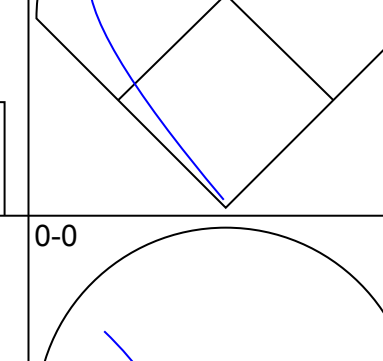
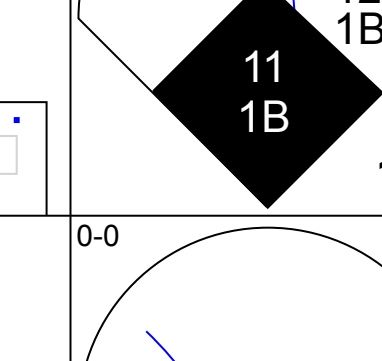

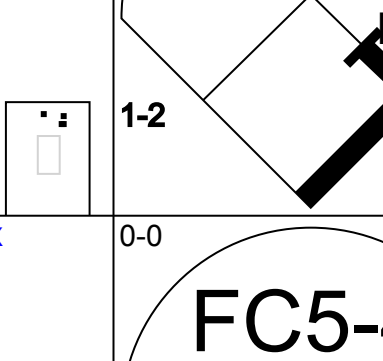
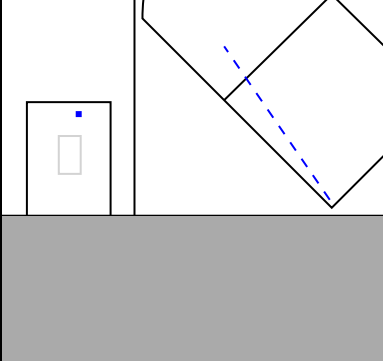
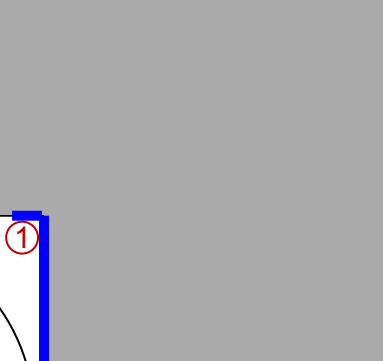
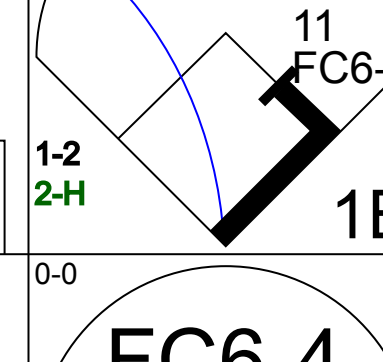
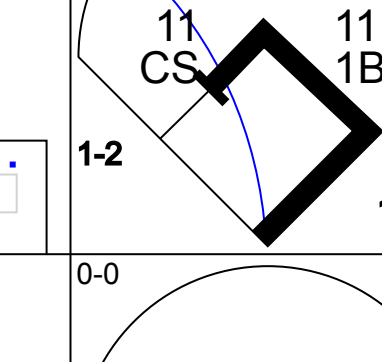

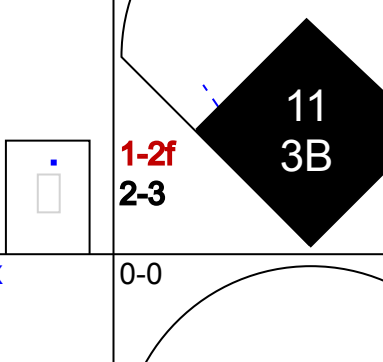

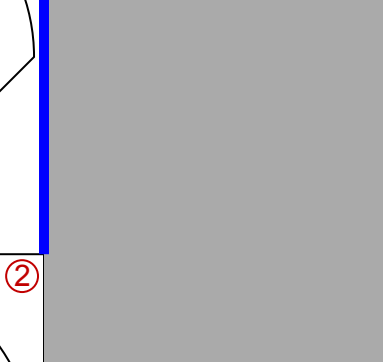
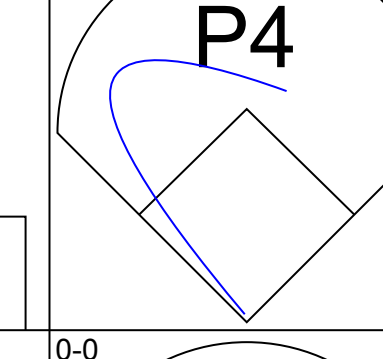
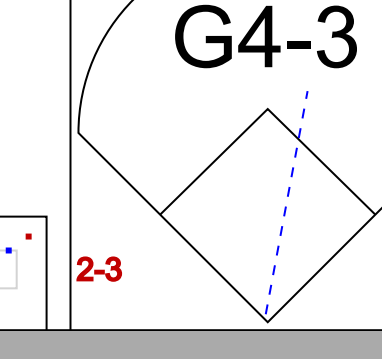
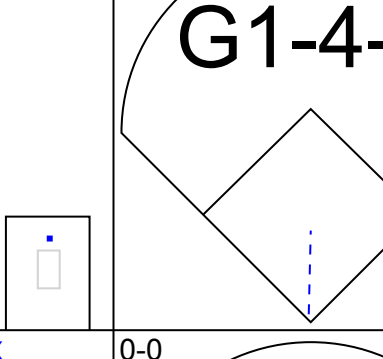
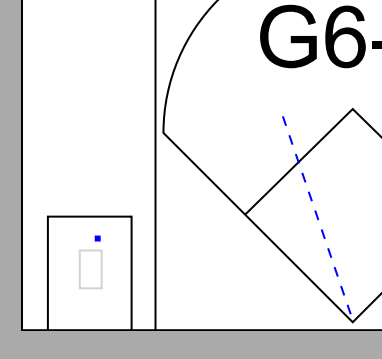

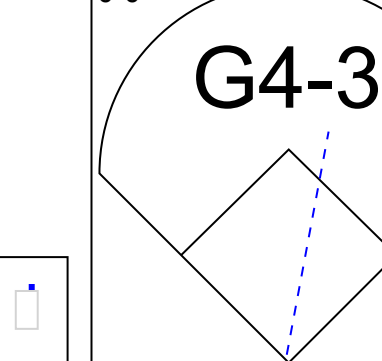

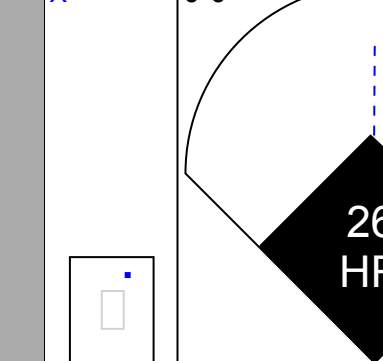


AB 29  
R 4  
H 8  
RBI 4  
BB 1  
SO 3  
LOB 9





Batter	1	2	3	4	5	6	7	8	9	AB	R	H	RBI	BB	SO	LOB	TOP					
Reed Johnson, R OBP: 0.333, SLG: 0.296 (1, 9)										4	1	2	0	0	1	0	<b>Toronto Blue Jays @ Cleveland Indians</b> Chain of Lakes Park, Winter Haven, FL Thu Mar 13 2008, 1:05 PM EDT Att.: 5,398 - Sunny - 72 F					
63 Wayne Lydon, S OBP: 0.500, SLG: 0.571 (7, PR)										1	1	1	0	0	0	0						
9 Greg Zaun, S OBP: 0.350, SLG: 0.471 (1, 10)										3	2	3	3	0	0	0						
Erik Kratz, R OBP: 0.500, SLG: 0.500 (7, PH)										2	0	1	0	0	0	1						
1 Joe Inglett, L OBP: 0.333, SLG: 0.435 Scott Campbell, L (7, PR)										4	0	2	1	0	0	2						
35 Lyle Overbay, L OBP: 0.414, SLG: 0.400 7 Curtis Thigpen, R OBP: 0.125, SLG: 0.200 (7, 3)										4	0	1	1	0	1	4						
26 Adam Lind, L OBP: 0.350, SLG: 0.550 (1, 7)										4	0	0	0	0	1	4						
43 Ryan Patterson, R OBP: 0.286, SLG: 0.429 (7, 9)										0	0	0	0	0	0	0						
6 John McDonald, R OBP: 0.211, SLG: 0.176 Luis Sanchez, R (6, 6)										3	0	0	0	0	0	0						
21 Buck Coats, L OBP: 0.490, SLG: 0.591 (1, 8)										2	0	1	0	1	0	0						
50 Aaron Mathews, R (7, 7)										1	0	0	0	0	0	0						
18 Hector Luna, R OBP: 0.286, SLG: 0.286 14 Robinson Diaz, R OBP: 0.200, SLG: 0.200 (1, 5)										2	0	0	0	0	0	1						
14 Robinson Diaz, R OBP: 0.200, SLG: 0.200 (5, 5)										2	0	0	0	0	0	1						
13 Sal Fasano, R (1, 2)										3	1	0	0	0	2	1						
<b>Inning Stats</b>	R: 1 E: 0 K: 1 S: 7	H: 2 LOB: 1 BB: 0 P: 7	R: 0 E: 0 K: 0 S: 3	H: 0 LOB: 0 BB: 0 P: 3	R: 2 E: 0 K: 0 S: 5	H: 2 LOB: 1 BB: 0 P: 6	R: 0 E: 0 K: 0 S: 4	H: 1 LOB: 1 BB: 0 P: 4	R: 1 E: 0 K: 0 S: 5	H: 2 LOB: 0 BB: 0 P: 6	R: 0 E: 0 K: 0 S: 3	H: 0 LOB: 0 BB: 0 P: 7	R: 1 E: 0 K: 3 S: 12	H: 3 LOB: 2 BB: 0 P: 12	R: 0 E: 0 K: 1 S: 5	H: 0 LOB: 0 BB: 0 P: 5	R: 0 E: 0 K: 1 S: 6	H: 1 LOB: 1 BB: 0 P: 6	1B: 7 2B: 3 3B: 0 HR: 1	SF: 0 SAC: 0 DP: 1 HBP: 1	WP: 0 PB: 0 SB: 0 CS: 0	PA: 39
<b>PITCHER</b>	IP WLS BF H R ER SO BB IBB HBP BLK WP HR S P ERA WHIP	4.0 W 18 5 3 3 1 0 0 1 0 0 0 19 20 6.75 1.250	4.0 H 17 5 2 2 4 1 0 0 0 0 0 1 25 30 4.50 1.500	1.0 4 1 0 0 1 0 0 0 0 0 0 0 6 6 0.00 1.000	<b>PITCHER</b>										IP WLS BF H R ER SO BB IBB HBP BLK WP HR S P ERA WHIP							
55 Roberto Hernandez, R ERA: 5.19 32 Aaron Laffey, L ERA: 11.25 44 Jorge Julio, R ERA: 2.57																						

Batter	1	2	3	4	5	6	7	8	9	AB	R	H	RBI	BB	SO	LOB	BOTTOM			
29 Josh Barfield, R OBP: 0.424, SLG: 0.483 59 Aaron Herr, R OBP: 0.214, SLG: 0.167 (1, 4)										4	1	1	0	0	1	0	<b>Toronto Blue Jays @ Cleveland Indians</b> Chain of Lakes Park, Winter Haven, FL Thu Mar 13 2008, 1:05 PM EDT Att.: 5,398 - Sunny - 72 F			
20 David Dellucci, L OBP: 0.292, SLG: 0.381 26 Andy Gonzalez, R OBP: 0.273, SLG: 0.500 (1, 7)										4	1	2	0	0	1	1				
48 Travis Hafner, L OBP: 0.583, SLG: 0.778 67 Jordan Brown, L OBP: 0.143, SLG: 0.143 (1, 10)										3	2	2	2	1	0	1				
41 Victor Martinez, S OBP: 0.318, SLG: 0.364 73 Yamid Haad, R OBP: 0.333, SLG: 0.300 (9, 2)										5	1	3	1	0	0	0				
Casey Blake, R OBP: 0.364, SLG: 0.278 78 Beau Mills, L OBP: 0.429, SLG: 0.625 (1, 3)										3	1	1	0	1	0	5				
12 Ben Francisco, R OBP: 0.412, SLG: 0.567 62 Trevor Crowe, S OBP: 0.346, SLG: 0.333 (1, 9)										4	1	2	1	0	1	2				
11 Jamey Carroll, R OBP: 0.261, SLG: 0.333 (1, 6)										4	0	2	3	0	0	2				
11 Danny Sandoval, S OBP: 0.233, SLG: 0.333 (1, 5)										4	0	0	0	0	0	3				
16 Jason Tyner, L OBP: 0.400, SLG: 0.381 (1, 8)										4	1	1	0	0	0	1				
<b>Inning Stats</b>	R: 2 E: 0 K: 0 S: 8	H: 4 LOB: 2 BB: 0 P: 8	R: 0 E: 0 K: 0 S: 3	H: 0 LOB: 0 BB: 0 P: 3	R: 3 E: 0 K: 0 S: 10	H: 5 LOB: 1 BB: 0 P: 11	R: 0 E: 0 K: 1 S: 6	H: 1 LOB: 1 BB: 0 P: 6	R: 2 E: 0 K: 1 S: 5	H: 2 LOB: 3 BB: 1 P: 10	R: 0 E: 0 K: 1 S: 5	H: 0 LOB: 0 BB: 0 P: 5	R: 2 E: 0 K: 1 S: 7	H: 2 LOB: 0 BB: 0 P: 7	1B: 10 2B: 2 3B: 1 HR: 2	SF: 0 SAC: 0 DP: 0 HBP: 0		WP: 1 PB: 0 SB: 0 CS: 1	PA: 40	
<b>PITCHER</b>	IP WLS BF H R ER SO BB IBB HBP BLK WP HR S P ERA WHIP	3.2 L 20 3 2 2 1 2 0 0 0 0 0 12 20 7.71 2.143	1.0 3 0 0 0 1 0 0 0 0 0 0 5 5 0.00 0.000	1.0 5 2 2 2 1 0 0 0 0 1 1 7 7 18.00 2.000	<b>PITCHER</b>										IP WLS BF H R ER SO BB IBB HBP BLK WP HR S P ERA WHIP					
28 Shaun Marcum, R ERA: 4.15 31 John Parrish, L ERA: 4.5 57 Shawn Camp, R ERA: 1.5 46 Mike Gosling, L ERA: 4.5																				






Batter	1	2	3	4	5	6	7	8	9	AB	R	H	RBI	BB	SO	LOB											
11 David Eckstein, R OBP: 0.296, SLG: 0.391 6 John McDonald, R OBP: 0.200, SLG: 0.167	L6		G3-1		F8		G5-3			3	0	0	0	0	0	0											
33 Scott Rolen, R OBP: 0.458, SLG: 0.579 18 Hector Luna, R OBP: 0.250, SLG: 0.250	F7		15 HR BB		BB		P3			1	1	0	0	2	0	0											
15 Alex Rios, R OBP: 0.192, SLG: 0.360 Eric Nielsen, R	F7		1-H HR		G1-3		K			3	1	1	2	0	0	1											
10 Vernon Wells, R OBP: 0.296, SLG: 0.462 Sean Shoffit, L		G4-3	F8				G1-3			3	0	1	0	0	0	0											
Matt Stairs, L OBP: 0.333, SLG: 0.471 Jacob Butler, R		4 BB 35 2B BB	F8				F9			2	1	0	0	1	0	1											
4 Shannon Stewart, R OBP: 0.384, SLG: 0.474 66 Matt Watson, L OBP: 0.167, SLG: 0.091		35 2B 2 SF8 BB			G4-3		P6			2	1	0	0	1	0	1											
35 Lyle Overbay, L OBP: 0.419, SLG: 0.444 Josh Kreuzer, R		1-3 2-H 2B			F9		K			2	0	1	1	0	0	0											
2 Aaron Hill, R OBP: 0.577, SLG: 0.667 19 Marco Scutaro, R OBP: 0.291, SLG: 0.250		SF8			G5-3		P3			1	0	0	1	0	0	0											
20 Rod Barajas, R OBP: 0.391, SLG: 0.421 13 Sal Fasano, R		3-H G6-3			F9		F8			3	0	0	0	0	0	1											
<b>Inning Stats</b>	R: 0 E: 0 K: 0 S: 3	H: 0 LOB: 0 BB: 0 P: 3	R: 2 E: 0 K: 0 S: 4	H: 1 LOB: 1 BB: 2 P: 12	R: 2 E: 0 K: 0 S: 5	H: 1 LOB: 0 BB: 1 P: 10	R: 0 E: 0 K: 0 S: 3	H: 0 LOB: 0 BB: 0 P: 3	R: 0 E: 0 K: 1 S: 6	H: 1 LOB: 1 BB: 0 P: 6	R: 0 E: 0 K: 0 S: 3	H: 0 LOB: 0 BB: 0 P: 3	R: 0 E: 0 K: 1 S: 5	H: 0 LOB: 0 BB: 0 P: 5	R: 0 E: 0 K: 2 S: 7	H: 0 LOB: 1 BB: 1 P: 11	1B: 0 2B: 2 3B: 0 HR: 1	SF: 1 SAC: 0 DP: 0 HBP: 0	WP: 0 PB: 0 SB: 0 CS: 0	PA: 35							
<b>PITCHER</b>	IP	WLS	BF	H	R	ER	SO	BB	IBB	HBP	BLK	WP	HR	S	P	ERA	WHIP										
36 Edwin Jackson, R ERA: 7.36	5.0		21	2	4	4	0	4	0	0	0	0	1	18	35	7.20	1.200										
28 Al Reyes, R ERA:	1.0	H	4	1	0	0	1	0	0	0	0	0	0	6	6	0.00	1.000										
Trever Miller, L ERA: 2.08	1.1	H	4	0	0	0	0	0	0	0	0	0	0	4	4	0.00	0.000										
50 Grant Balfour, R ERA: 4.5	1.2	W	6	0	0	0	3	1	0	0	0	0	0	11	15	0.00	0.600										

**Toronto Blue Jays @ Tampa Bay Rays**  
 Progress Energy Park, Home of Al Lang Field, St. Petersburg, FL  
 Fri Mar 14 2008, 1:05 PM EDT  
 Att: 3,736 - Drizzle - 63 F

**AB 29**  
**R 4**  
**H 3**  
**RBI 4**  
**BB 5**  
**SO 4**  
**LOB 7**



Batter	1	2	3	4	5	6	7	8	9	AB	R	H	RBI	BB	SO	LOB											
43 Elliot Johnson, S OBP: 0.577, SLG: 0.773 3 Evan Longoria, R OBP: 0.467, SLG: 0.750	G1-3		K		1B		K			3	0	1	0	0	1	0											
13 Carl Crawford, L OBP: 0.380, SLG: 0.542 Ronnie Merrill, S OBP: 0.800, SLG: 1.500	K		K		16 BB 1B		1B			3	0	1	0	0	2	0											
16 Willy Aybar, S OBP: 0.406, SLG: 0.391 29 Joel Guzman, R OBP: 0.273, SLG: 0.158	K		P5		1-2 BB		K			2	0	0	0	1	1	0											
15 Cliff Floyd, L OBP: 0.292, SLG: 0.391		30 1B 32 BB 26 G3-1 1B			P3		P4			4	1	1	0	0	0	2											
32 Eric Hinske, L OBP: 0.542, SLG: 0.619 61 Hector Gimenez, S OBP: 0.571, SLG: 1.167		26 G3-1 67 G3-1 30 1B BB			30 G4-3 26 1B 2B		F7			2	2	1	0	1	0	0											
30 Dioner Navarro, S OBP: 0.384, SLG: 0.450 62 Chris Richard, L OBP: 0.476, SLG: 0.400		67 G3-1 26 G3-1 1B			G4-3		K			3	0	1	0	0	1	1											
26 John Rodriguez, L OBP: 0.278, SLG: 0.219 31 Jeremy Owens, R		G3-1			1B		1B			3	1	2	2	0	0	2											
67 Reid Brignac, L OBP: 0.278, SLG: 0.188 6 Johnny Raburn, S OBP: 0.333, SLG: 0.333		1-2 2-3 3-H G3-1			F7		G4-3			0	0	0	0	0	0	0											
63 Jon Weber, L OBP: 0.308, SLG: 0.391		2-3 3-H G3-1			F8		G4-3			4	1	1	0	0	0	1											
<b>Inning Stats</b>	R: 0 E: 0 K: 2 S: 7	H: 0 LOB: 0 BB: 0 P: 7	R: 2 E: 0 K: 0 S: 5	H: 2 LOB: 1 BB: 1 P: 12	R: 0 E: 0 K: 2 S: 7	H: 0 LOB: 0 BB: 0 P: 7	R: 1 E: 0 K: 0 S: 5	H: 2 LOB: 1 BB: 0 P: 5	R: 0 E: 0 K: 1 S: 6	H: 1 LOB: 1 BB: 0 P: 6	R: 0 E: 0 K: 2 S: 8	H: 1 LOB: 1 BB: 0 P: 8	R: 0 E: 0 K: 1 S: 10	H: 4 LOB: 0 BB: 0 P: 11	1B: 10 2B: 1 3B: 0 HR: 1	SF: 0 SAC: 0 DP: 0 HBP: 1	WP: 0 PB: 0 SB: 0 CS: 0	PA: 38									
<b>PITCHER</b>	IP	WLS	BF	H	R	ER	SO	BB	IBB	HBP	BLK	WP	HR	S	P	ERA	WHIP										
52 B.J. Ryan, L ERA:	1.0																										
51 Jesse Litsch, R ERA: 6.39	4.2	H	22	7	3	3	3	2	0	0	0	0	0	26	37	5.79	1.929										
37 Scott Downs, L ERA: 2.08	1.1	H	5	1	0	0	2	0	0	0	0	0	0	9	9	0.00	0.750										
56 Brian Tallet, L ERA: 13.5	0.2	L	6	3	4	4	0	0	0	1	0	0	0	5	6	54.00	4.500										
49 Jeremy Accardo, R ERA: 5.4	0.1		2	1	1	1	1	0	0	0	0	0	1	5	5	27.00	3.000										

**Toronto Blue Jays @ Tampa Bay Rays**  
 Progress Energy Park, Home of Al Lang Field, St. Petersburg, FL  
 Fri Mar 14 2008, 1:05 PM EDT  
 Att: 3,736 - Drizzle - 63 F

**AB 35**  
**R 8**  
**H 12**  
**RBI 6**  
**BB 2**  
**SO 8**  
**LOB 11**





Batter	1	2	3	4	5	6	7	8	9	AB	R	H	RBI	BB	SO	LOB	TOP								
3 Niyer Morgan, L (1, 8) OBP: 0.286, SLG: 0.263 15 Kevin Thompson, R (7, 8) OBP: 0.394, SLG: 0.414	G4-3		K		G4-3		G3		L7	4	0	0	0	0	1	5									
74 Andrew McCutchen, R (1, 7) OBP: 0.297, SLG: 0.294	G5-3		F8				K			4	0	1	0	0	1	3									
Chris Gomez, R (1, 3) OBP: 0.393, SLG: 0.292	G4-3				G5-3		P6		G4-3	4	0	0	0	0	0	1									
Xavier Nady, R (1, 9) OBP: 0.324, SLG: 0.214 51 Steve Pearce, R (6, 9) OBP: 0.324, SLG: 0.676		K			K					2	0	0	0	1	2	0									
26 Ronny Paulino, R (1, 10) OBP: 0.265, SLG: 0.200										4	0	1	0	0	1	2									
77 Neil Walker, S (1, 5) OBP: 0.333, SLG: 0.391 16 Doug Mientkiewicz, L (6, 5) OBP: 0.400, SLG: 0.385										3	0	1	0	0	1	3									
10 Brian Bixler, R (1, 6) OBP: 0.190, SLG: 0.222 65 Jorge Velandia, R (6, 6) OBP: 0.400, SLG: 0.313										2	0	1	0	0	0	1									
63 Raul Chavez, R (1, 2) OBP: 0.333, SLG: 0.833 67 Michel Hernandez, R (7, 2) OBP: 0.500, SLG: 0.500										3	0	0	0	0	0	3									
83 Josh Wilson, R (1, 4) OBP: 0.259, SLG: 0.240 80 Luis Alfonso Cruz, R (7, 4) OBP: 0.358, SLG: 0.462										3	0	2	0	0	1	2									
<b>Inning Stats</b>	R: 0 E: 0 K: 0 S: 3	H: 0 LOB: 0 BB: 0 P: 3	R: 0 E: 0 K: 1 S: 6	H: 1 LOB: 1 BB: 0 P: 6	R: 0 E: 0 K: 1 S: 6	H: 1 LOB: 1 BB: 0 P: 6	R: 0 E: 0 K: 1 S: 5	H: 0 LOB: 0 BB: 0 P: 5	R: 0 E: 0 K: 1 S: 7	H: 2 LOB: 2 BB: 0 P: 7	R: 0 E: 0 K: 2 S: 8	H: 1 LOB: 2 BB: 1 P: 12	R: 0 E: 0 K: 1 S: 7	H: 2 LOB: 2 BB: 0 P: 7	R: 1 E: 0 K: 0 S: 4	H: 1 LOB: 0 BB: 0 P: 4	R: 0 E: 1 K: 0 S: 4	H: 1 LOB: 1 BB: 0 P: 4	1B: 8 2B: 0 3B: 0 HR: 1	SF: 0 SAC: 0 DP: 1 HBP: 0	WP: 0 PB: 0 SB: 1 CS: 0	PA: 37			
<b>PITCHER</b>	IP	WLS	BF	H	R	ER	SO	BB	IBB	HBP	BLK	WP	HR	S	P	ERA	WHIP								
32 Roy Halladay, R (1, 1) ERA: 2.57	5.0	W	19	4	0	0	4	0	0	0	0	0	0	27	27	0.00	0.800								
54 Jason Frasor, R (6, 1) ERA:	1.0	H	5	1	0	0	2	1	0	0	0	0	0	8	12	0.00	2.000								
40 Brian Wolfe, R (7, 1) ERA: 2.35	2.0	H	9	3	1	1	1	0	0	0	0	0	1	11	11	4.50	1.500								
57 Shawn Camp, R (9, 1) ERA: 1.29	1.0	S	4	1	0	0	0	0	0	0	0	0	0	4	4	0.00	1.000								

Pittsburgh Pirates @ Toronto Blue Jays  
Knology Park, Dunedin, FL  
Sat Mar 15 2008, 1:05 PM EDT  
Att. 5,214 - Overcast - 74 F

AB 36  
R 1  
H 9  
RBI 1  
BB 1  
SO 7  
LOB 23



Batter	1	2	3	4	5	6	7	8	9	AB	R	H	RBI	BB	SO	LOB	BOTTOM								
11 David Eckstein, R (1, 6) OBP: 0.267, SLG: 0.346 Luis Sanchez, R (6, 6)	G5-3				G6-3					3	0	0	0	0	0	2									
15 Alex Rios, R (1, 9) OBP: 0.207, SLG: 0.393 66 Matt Watson, L (6, 9) OBP: 0.154, SLG: 0.083										3	0	1	0	0	0	0									
10 Vernon Wells, R (1, 8) OBP: 0.300, SLG: 0.448 Reed Johnson, R (6, 8) OBP: 0.355, SLG: 0.357										3	1	1	0	0	0	2									
33 Scott Rolen, R (1, 5) OBP: 0.481, SLG: 0.619 18 Hector Luna, R (6, 5) OBP: 0.222, SLG: 0.222										2	1	1	0	1	0	2									
Frank Thomas, R (1, 10) OBP: 0.037, SLG: 0.074										4	0	0	0	0	2	5									
Matt Stairs, L (1, 7) OBP: 0.350, SLG: 0.526 4 Shannon Stewart, R (5, 7) OBP: 0.333, SLG: 0.429										2	0	1	2	0	1	0									
35 Lyle Overbay, L (1, 3) OBP: 0.441, SLG: 0.500 62 Chip Cannon, L (7, 3) OBP: 0.222, SLG: 0.500										3	0	2	0	0	1	1									
2 Aaron Hill, R (1, 4) OBP: 0.552, SLG: 0.609 63 Chris Gutierrez, R (7, 4) OBP: 1.000, SLG: 1.000 67 Ryan Kistner, R (9, 4)										2	0	0	0	1	1	1									
9 Gregg Zaun, S (1, 2) OBP: 0.304, SLG: 0.400 Erik Kratz, R (8, 2) OBP: 0.667, SLG: 1.000										3	0	0	0	0	1	3									
<b>Inning Stats</b>	R: 0 E: 0 K: 0 S: 4	H: 1 LOB: 2 BB: 1 P: 8	R: 0 E: 0 K: 1 S: 6	H: 1 LOB: 1 BB: 1 P: 10	R: 2 E: 0 K: 2 S: 10	H: 3 LOB: 1 BB: 0 P: 10	R: 0 E: 0 K: 1 S: 5	H: 0 LOB: 0 BB: 0 P: 5	R: 0 E: 0 K: 1 S: 6	H: 1 LOB: 1 BB: 0 P: 6	R: 0 E: 0 K: 1 S: 6	H: 1 LOB: 1 BB: 0 P: 6	R: 0 E: 0 K: 0 S: 7	H: 3 LOB: 1 BB: 0 P: 9	R: 2 E: 0 K: 0 S: 7	H: 3 LOB: 1 BB: 0 P: 9	1B: 3 2B: 6 3B: 0 HR: 1	SF: 0 SAC: 0 DP: 1 HBP: 0	WP: 0 PB: 0 SB: 0 CS: 0	PA: 37					
<b>PITCHER</b>	IP	WLS	BF	H	R	ER	SO	BB	IBB	HBP	BLK	WP	HR	S	P	ERA	WHIP								
45 Ian Snell, R (1, 1) ERA: 4.15	4.0	L	19	5	2	2	4	2	0	0	0	0	0	6	6	4.50	1.750								
48 Hector Carrasco, R (6, 1) ERA: 2.25	1.0		4	0	0	0	1	0	0	0	0	0	0	6	6	0.00	0.000								
30 Elmer Dessens, R (6, 1) ERA:	1.0		4	1	0	0	1	0	0	0	0	0	0	6	6	0.00	1.000								
55 Matt Capps, R (7, 1) ERA: 3.0	1.0		4	1	0	0	1	0	0	0	0	0	0	6	6	0.00	1.000								
39 Brian Rogers, R (8, 1) ERA: 15.43	1.0		6	3	2	2	0	0	0	0	0	0	1	7	9	18.00	3.000								

Pittsburgh Pirates @ Toronto Blue Jays  
Knology Park, Dunedin, FL  
Sat Mar 15 2008, 1:05 PM EDT  
Att. 5,214 - Overcast - 74 F

AB 35  
R 4  
H 10  
RBI 4  
BB 2  
SO 7  
LOB 18





Batter	1	2	3	4	5	6	7	8	9	AB	R	H	RBI	BB	SO	LOB	TOP					
Reed Johnson, R (1,8) David Smith, R (7,PH) (7,9)										3	1	1	0	0	0	1	<b>Toronto Blue Jays @ Minnesota Twins</b> Hammond Stadium, Fort Myers, FL Sun Mar 16 2008, 1:05 PM EDT Att: 7,909 - Cloudy - 82 F					
6 John McDonald, R (1,6) Justin Jackson, R (7,PH) (7,6)										3	1	3	1	1	0	0						
19 Marco Scutaro, R (1,4) Anthony Hatch, L (7,5)										4	1	1	2	0	1	4						
20 Rod Barajas, R (1,3) 20 Kyle Phillips, L (7,3)										4	1	1	0	0	0	4						
66 Matt Watson, L (1,7) Eric Nielsen, R (8,PR) (8,7)										4	0	2	1	0	0	1						
18 Hector Luna, R (1,5) John Tolisano, S (5,4)										3	1	1	0	0	1	2						
68 Brian Jeroloman, L (1,2)										4	1	3	2	1	1	0						
43 Ryan Patterson, R (1,9) (7,8)										3	0	0	1	1	1	3						
Sean Shoffit, L (1,10) Jacob Butler, R (6,PH) (6,10) C.J. Ebarb, L (9,PH) (9,10)										1	1	0	0	1	0	1						
<b>Inning Stats</b>	R: 0 E: 0 K: 0 S: 3	H: 1 LOB: 0 BB: 0 P: 3	R: 1 E: 0 K: 2 S: 9	H: 2 LOB: 1 BB: 0 P: 9	R: 1 E: 0 K: 1 S: 7	H: 1 LOB: 1 BB: 1 P: 11	R: 1 E: 0 K: 0 S: 6	H: 2 LOB: 2 BB: 1 P: 6	R: 3 E: 0 K: 0 S: 7	H: 4 LOB: 2 BB: 1 P: 11	R: 0 E: 0 K: 0 S: 4	H: 1 LOB: 2 BB: 1 P: 8	R: 2 E: 0 K: 0 S: 4	H: 2 LOB: 2 BB: 3 P: 16	R: 0 E: 0 K: 2 S: 8	H: 1 LOB: 1 BB: 0 P: 8		R: 0 E: 0 K: 1 S: 5	H: 0 LOB: 0 BB: 0 P: 5	1B: 9 2B: 4 3B: 1 HR: 0	SF: 2 SAC: 1 DP: 1 HBP: 0	WP: 0 PB: 0 SB: 3 CS: 1
<b>PITCHER</b>	IP WLS BF H R ER SO BB IBB HBP BLK WP HR S P ERA WHIP																					
Livan Hernandez, R (1,1) ERA: 9.69	4.0 L 21 9 6 6 3 1 0 0 0 0 0 0 0 28 32 13.50 2.500																					
19 Randy Keister, L (5,1) ERA: 5.4	2.0 10 2 0 0 0 2 0 0 0 0 0 0 0 8 16 0.00 2.000																					
Juan Rincon, R (7,1) ERA: 4.5	1.0 7 2 2 2 0 0 3 0 0 0 0 0 0 4 16 18.00 5.000																					
36 Joe Nathan, R (8,1) ERA: 1.5	1.0 4 1 0 0 2 0 0 0 0 0 0 0 0 8 8 0.00 1.000																					
28 Jesse Crain, R (9,1) ERA: 3.0	1.0 3 0 0 0 1 0 0 0 0 0 0 0 0 5 5 0.00 0.000																					

Batter	1	2	3	4	5	6	7	8	9	AB	R	H	RBI	BB	SO	LOB	BOTTOM			
12 Adam Everett, R (1,6) 20 Matt Tolbert, S (8,6) OBP: 0.304, SLG: 0.286										4	0	0	0	0	0	2	<b>Toronto Blue Jays @ Minnesota Twins</b> Hammond Stadium, Fort Myers, FL Sun Mar 16 2008, 1:05 PM EDT Att: 7,909 - Cloudy - 82 F			
7 Joe Mauer, L (1,2) 85 Drew Butera, R (7,2)										3	2	2	1	0	0	1				
5 Michael Cuddyer, R (1,9) 44 Jon Knott, R (9,9)										4	0	0	0	0	2	2				
33 Justin Morneau, L (1,3) 50 Garrett Jones, L (6,3)										3	0	2	1	0	0	0				
Craig Monroe, R (1,7) 2 Denard Span, L (6,8) OBP: 0.412, SLG: 0.393										3	0	1	1	0	1	1				
32 Brian Buscher, L (1,5) 77 Chris Basak, R (7,5) OBP: 0.444, SLG: 0.500										2	0	0	0	0	0	0				
23 Brendan Harris, R (1,4) OBP: 0.242, SLG: 0.290										4	0	0	0	0	2	6				
8 Nick Punto, S (1,10) OBP: 0.286, SLG: 0.280										4	0	1	0	0	0	3				
22 Carlos Gómez, R (1,8) 11 Jason Pridie, L (5,8) OBP: 0.324, SLG: 0.313										2	1	1	0	0	1	1				
<b>Inning Stats</b>	R: 1 E: 0 K: 2 S: 9	H: 2 LOB: 1 BB: 0 P: 9	R: 0 E: 0 K: 0 S: 3	H: 0 LOB: 0 BB: 0 P: 3	R: 2 E: 0 K: 0 S: 8	H: 4 LOB: 3 BB: 0 P: 9	R: 0 E: 1 K: 1 S: 6	H: 1 LOB: 1 BB: 0 P: 6	R: 0 E: 0 K: 1 S: 5	H: 0 LOB: 0 BB: 0 P: 5	R: 0 E: 0 K: 1 S: 5	H: 0 LOB: 0 BB: 0 P: 5	R: 0 E: 0 K: 1 S: 6	H: 1 LOB: 3 BB: 2 P: 14	R: 0 E: 0 K: 0 S: 3	H: 0 LOB: 0 BB: 0 P: 3		1B: 7 2B: 1 3B: 0 HR: 0	SF: 0 SAC: 0 DP: 0 HBP: 1	WP: 0 PB: 0 SB: 0 CS: 0
<b>PITCHER</b>	IP WLS BF H R ER SO BB IBB HBP BLK WP HR S P ERA WHIP																			
29 Dustin McGowan, R (1,1) ERA: 6.0	5.0 W 23 7 3 3 4 0 0 0 0 0 0 0 10 10 5.40 1.400																			
59 Jesse Carlson, L (6,1) ERA:	2.0 H 6 0 0 0 2 0 0 0 0 0 0 0 10 10 0.00 0.000																			
Randy Wells, R (8,1) ERA:	1.0 6 1 0 0 1 2 0 0 0 0 0 0 6 14 0.00 3.000																			
Bubba Nelson, R (9,1) ERA:	1.0 3 0 0 0 0 0 0 0 0 0 0 0 3 3 0.00 0.000																			



Batter	1	2	3	4	5	6	7	8	9	AB	R	H	RBI	BB	SO	LOB	TOP										
11 David Eckstein, R OBP: 0.273, SLG: 0.345 19 Marco Scutaro, R OBP: 0.286, SLG: 0.320										3	0	1	0	0	0	1	Toronto Blue Jays @ Pittsburgh Pirates McKechnie Field, Bradenton, FL Mon Mar 17 2008, 1:05 PM EDT Att: 5,239 - Sunny - 80 F										
15 Alex Rios, R OBP: 0.188, SLG: 0.355 Reed Johnson, R OBP: 0.343, SLG: 0.355										3	0	0	0	0	0	1											
10 Vernon Wells, R OBP: 0.273, SLG: 0.406 66 Matt Watson, L OBP: 0.211, SLG: 0.176										3	0	0	0	0	0	1											
33 Scott Rolen, R OBP: 0.444, SLG: 0.542 18 Hector Luna, R OBP: 0.250, SLG: 0.250										3	0	0	0	0	1	0											
Frank Thomas, R OBP: 0.067, SLG: 0.100										3	0	1	0	0	0	0											
4 Shannon Stewart, R OBP: 0.296, SLG: 0.375 50 Aaron Mathews, R OBP: 0.296, SLG: 0.375										3	0	0	0	0	0	0											
35 Lyle Overbay, L OBP: 0.444, SLG: 0.531 20 Rod Barajas, R OBP: 0.357, SLG: 0.417										2	0	1	0	0	1	0											
2 Aaron Hill, R OBP: 0.548, SLG: 0.600 6 John McDonald, R OBP: 0.333, SLG: 0.286 Matt Stairs, L OBP: 0.333, SLG: 0.500										2	0	1	0	0	0	1											
9 Gregg Zaun, S OBP: 0.308, SLG: 0.364 67 Ryan Klosterman, R9, PR										2	0	0	0	1	0	2											
<b>Inning Stats</b>	R: 0 E: 0 K: 0 S: 3	H: 1 LOB: 0 BB: 0 P: 3	R: 0 E: 0 K: 0 S: 3	H: 0 LOB: 0 BB: 0 P: 3	R: 0 E: 0 K: 1 S: 5	H: 1 LOB: 0 BB: 0 P: 5	R: 0 E: 0 K: 0 S: 3	H: 0 LOB: 0 BB: 0 P: 3	R: 0 E: 0 K: 0 S: 3	H: 1 LOB: 0 BB: 0 P: 3	R: 0 E: 0 K: 0 S: 3	H: 0 LOB: 0 BB: 0 P: 3	R: 0 E: 0 K: 0 S: 3	H: 0 LOB: 0 BB: 0 P: 3	R: 1 E: 0 K: 1 S: 6	H: 1 LOB: 1 BB: 1 P: 10		1B: 4 2B: 2 3B: 0 HR: 0	SF: 1 SAC: 0 DP: 2 HBP: 0	WP: 0 PB: 0 SB: 0 CS: 0	PA: 30						
<b>PITCHER</b>	IP	WLS	BF	H	R	ER	SO	BB	IBB	HBP	BLK	WP	HR	S	P	ERA	WHIP										
57 Zach Duke, L ERA: 3.88	5.0	W	15	3	0	0	1	0	0	0	0	0	0	17	17	0.00	0.600										
52 Franquelis Osoia, R ERA:	1.0		4	1	0	0	0	0	0	0	0	0	0	4	4	0.00	1.000										
61 Sean Burnett, L ERA: 1.13	2.0		6	0	0	0	1	0	0	0	0	0	0	8	8	0.00	0.000										
44 Evan Meek, R ERA: 4.5	1.0		5	1	1	1	1	1	0	0	0	0	0	6	10	9.00	2.000										

Batter	1	2	3	4	5	6	7	8	9	AB	R	H	RBI	BB	SO	LOB	BOTTOM										
13 Nate McLouth, L OBP: 0.432, SLG: 0.656 3 Nyjer Morgan, L OBP: 0.295, SLG: 0.275										2	2	1	1	1	0	0	Toronto Blue Jays @ Pittsburgh Pirates McKechnie Field, Bradenton, FL Mon Mar 17 2008, 1:05 PM EDT Att: 5,239 - Sunny - 80 F										
2 Jack Wilson, R OBP: 0.425, SLG: 0.457 83 Josh Wilson, R OBP: 0.250, SLG: 0.231										2	1	1	0	1	0	0											
12 Freddy Sanchez, R OBP: 0.405, SLG: 0.447										3	0	1	1	1	0	1											
Jason Bay, R OBP: 0.275, SLG: 0.286 15 Kevin Thompson, R OBP: 0.412, SLG: 0.433										1	0	0	1	2	0	1											
25 Adam LaRoche, L OBP: 0.361, SLG: 0.567 Chris Gomez, R OBP: 0.379, SLG: 0.280										1	0	1	0	0	0	0											
Xavier Nady, R OBP: 0.300, SLG: 0.194 Alex Presley, L OBP: 0.379, SLG: 0.280										2	0	0	0	1	0	3											
26 Ronny Paulino, R OBP: 0.243, SLG: 0.182 63 Raul Chavez, R OBP: 0.308, SLG: 0.769										1	0	0	0	0	0	1											
19 José Bautista, R OBP: 0.359, SLG: 0.233 65 Jorge Velandia, R OBP: 0.429, SLG: 0.353										3	0	0	0	0	0	2											
31 Luis Rivas, R OBP: 0.472, SLG: 0.613 Angel Gonzalez, L OBP: 0.379, SLG: 0.280										1	0	0	0	0	0	1											
19 José Bautista, R OBP: 0.359, SLG: 0.233 65 Jorge Velandia, R OBP: 0.429, SLG: 0.353										3	0	1	0	0	0	0											
31 Luis Rivas, R OBP: 0.472, SLG: 0.613 Angel Gonzalez, L OBP: 0.379, SLG: 0.280										3	1	1	0	0	0	1											
<b>Inning Stats</b>	R: 0 E: 0 K: 0 S: 3	H: 0 LOB: 2 BB: 2 P: 11	R: 0 E: 0 K: 0 S: 3	H: 0 LOB: 0 BB: 0 P: 3	R: 2 E: 0 K: 0 S: 5	H: 2 LOB: 1 BB: 1 P: 10	R: 0 E: 0 K: 0 S: 3	H: 0 LOB: 0 BB: 0 P: 3	R: 2 E: 0 K: 1 S: 4	H: 2 LOB: 2 BB: 3 P: 16	R: 0 E: 0 K: 1 S: 6	H: 1 LOB: 1 BB: 0 P: 6	R: 0 E: 0 K: 0 S: 4	H: 1 LOB: 1 BB: 0 P: 4	R: 0 E: 0 K: 1 S: 6	H: 1 LOB: 1 BB: 0 P: 6	1B: 5 2B: 1 3B: 1 HR: 0	SF: 0 SAC: 0 DP: 1 HBP: 0	WP: 1 PB: 0 SB: 2 CS: 0	PA: 36							
<b>PITCHER</b>	IP	WLS	BF	H	R	ER	SO	BB	IBB	HBP	BLK	WP	HR	S	P	ERA	WHIP										
A.J. Burnett, R ERA: 5.54	4.0	L	20	4	4	4	0	4	0	0	0	0	0	16	33	9.00	2.000										
Mike Gallo, L ERA:	1.0		4	0	0	0	0	2	0	0	0	0	0	2	10	0.00	2.000										
52 B.J. Ryan, L ERA:	1.0		4	1	0	0	1	0	0	0	0	0	0	6	6	0.00	1.000										
49 Jeremy Accardo, R ERA: 4.15	1.0		4	1	0	0	0	0	0	0	0	0	0	4	4	0.00	1.000										
22 Brandon League, R ERA: 1.5	1.0		4	1	0	0	1	0	0	0	0	0	0	6	6	0.00	1.000										

















Batter	1	2	3	4	5	6	7	8	9	AB R H RBI BB SO LOB	TOP																								
											<p>Toronto Blue Jays @ New York Yankees Legends Field, Tampa, FL Sat Mar 22 2008, 1:15 PM EDT</p> <p><a href="http://livebaseballscorecards.com">livebaseballscorecards.com</a></p> <p>AB 0 R 0 H 0 RBI 0 BB 0 SO 0 LOB 0</p> 																								
Inning Stats											1B: 0 SF: 0 WP: 0 PA: 0 2B: 0 SAC: 0 FB: 0 3B: 0 DP: 0 SB: 0 HR: 0 HBP: 0 CS: 0																								
PITCHER	IP	WLS	BF	H	R	ER	SO	BB	IBB	HBP	BLK	WP	HR	S	P	ERA	WHIP	PITCHER	IP	WLS	BF	H	R	ER	SO	BB	IBB	HBP	BLK	WP	HR	S	P	ERA	WHIP

Batter	1	2	3	4	5	6	7	8	9	AB R H RBI BB SO LOB	BOTTOM																								
											<p>Toronto Blue Jays @ New York Yankees Legends Field, Tampa, FL Sat Mar 22 2008, 1:15 PM EDT</p> <p><a href="http://livebaseballscorecards.com">livebaseballscorecards.com</a></p> <p>AB 0 R 0 H 0 RBI 0 BB 0 SO 0 LOB 0</p> 																								
Inning Stats											1B: 0 SF: 0 WP: 0 PA: 0 2B: 0 SAC: 0 FB: 0 3B: 0 DP: 0 SB: 0 HR: 0 HBP: 0 CS: 0																								
PITCHER	IP	WLS	BF	H	R	ER	SO	BB	IBB	HBP	BLK	WP	HR	S	P	ERA	WHIP	PITCHER	IP	WLS	BF	H	R	ER	SO	BB	IBB	HBP	BLK	WP	HR	S	P	ERA	WHIP



Batter	1	2	3	4	5	6	7	8	9	AB	R	H	RBI	BB	SO	LOB	TOP					
11 Jimmy Rollins, S So Taguchi, R OBP: 0.278, SLG: 0.327 OBP: 0.475, SLG: 0.424	G3-1		G4-3			8 1B 6 BB 8 PB		29 1B 75 HR	G3	3	1	1	0	0	0	0	<b>Philadelphia Phillies @ Toronto Blue Jays</b> Knology Park, Dunedin, FL Sun Mar 23 2008, 1:05 PM EDT Att: 5,389 - Partly Cloudy - 75 F					
8 Shane Victorino, S 29 Ray Olmedo, S OBP: 0.250, SLG: 0.358 OBP: 0.257, SLG: 0.242	G4-3		F8			6 BB 9 SF7		75 HR	K	3	1	1	0	0	0	0						
26 Chase Utley, L 75 Jason Donald, R OBP: 0.353, SLG: 0.556 OBP: 0.429, SLG: 1.429	HR					10 2B			HR	2	2	2	1	1	0	0						
6 Ryan Howard, L 19 Greg Dobbs, L OBP: 0.390, SLG: 0.686 OBP: 0.297, SLG: 0.488	K								K	2	0	0	1	1	2	1						
9 Chris Snelling, L OBP: 0.404, SLG: 0.314			K						F8	3	0	0	1	0	1	1						
10 Geoff Jenkins, L 19 Michael Spidale, R OBP: 0.246, SLG: 0.418 OBP: 0.500, SLG: 1.000			P6							4	1	1	1	0	1	3						
7 Pedro Feliz, R Wes Helms, R OBP: 0.372, SLG: 0.444 OBP: 0.372, SLG: 0.474									HR	1	1	1	0	0	0	0						
4 Eric Bruntlett, R OBP: 0.275, SLG: 0.283			F8							4	1	0	0	1	2	2						
51 Carlos Ruiz, R OBP: 0.429, SLG: 0.543			G4-3						G3	5	1	2	1	0	0	0						
<b>Inning Stats</b>	R: 1 E: 0 K: 1 S: 8	H: 1 LOB: 0 BB: 0 P: 9	R: 0 E: 0 K: 1 S: 6	H: 1 LOB: 1 BB: 0 P: 6	R: 0 E: 0 K: 0 S: 3	H: 0 LOB: 0 BB: 0 P: 3	R: 2 E: 0 K: 1 S: 8	H: 3 LOB: 1 BB: 0 P: 8	R: 2 E: 0 K: 0 S: 5	H: 2 LOB: 2 BB: 2 P: 14	R: 5 E: 0 K: 1 S: 8	H: 3 LOB: 1 BB: 2 P: 17	R: 0 E: 0 K: 1 S: 5	H: 0 LOB: 0 BB: 0 P: 5	R: 5 E: 0 K: 2 S: 14	H: 5 LOB: 0 BB: 0 P: 15		R: 0 E: 0 K: 1 S: 6	H: 1 LOB: 1 BB: 0 P: 6	1B: 7 2B: 5 3B: 0 HR: 4	SF: 1 SAC: 0 DP: 0 HBP: 1	WP: 0 PB: 1 SB: 0 CS: 0
<b>PITCHER</b>	IP WLS BF H R ER SO BB IBB HBP BLK WP HR S P ERA WHIP																					
A.J. Burnett, R ERA: 7.36	5.1 L 27 8 7 7 3 3 0 0 0 0 0 1 32 46 11.81 2.062																					
22 Brandon League, R ERA: 4.15	1.2 9 2 3 3 2 1 0 0 0 0 0 1 11 16 16.20 1.800																					
31 John Parrish, L ERA: 7.36	1.0 8 5 5 5 2 0 0 0 0 0 0 2 14 15 45.00 5.000																					
57 Shawn Camp, R ERA: 3.6	1.0 4 1 0 0 1 0 0 0 0 0 0 0 6 6 0.00 1.000																					

Batter	1	2	3	4	5	6	7	8	9	AB	R	H	RBI	BB	SO	LOB	BOTTOM					
11 David Eckstein, R 6 John McDonald, R OBP: 0.279, SLG: 0.342 OBP: 0.375, SLG: 0.296	K		FC6-4			FC6-4		F9		3	0	1	0	0	1	1	<b>Philadelphia Phillies @ Toronto Blue Jays</b> Knology Park, Dunedin, FL Sun Mar 23 2008, 1:05 PM EDT Att: 5,389 - Partly Cloudy - 75 F					
4 Shannon Stewart, R Matt Stairs, L 50 Aaron Mathews, R OBP: 0.316, SLG: 0.412 OBP: 0.333, SLG: 0.478 OBP: 0.400, SLG: 0.400			FC6-4			F7		K		3	0	1	0	0	0	2						
15 Alex Rios, R 66 Matt Watson, L OBP: 0.444, SLG: 0.341 OBP: 0.185, SLG: 0.125						F9		K		3	0	0	0	0	2							
10 Vernon Wells, R Sean Shoffit, L OBP: 0.333, SLG: 0.500			F9					K		3	1	2	0	0	0	0						
Frank Thomas, R Matt Luzzi, R OBP: 0.132, SLG: 0.135			G5-3					K		3	1	1	0	1	1	1						
2 Aaron Hill, R Jonathan Diaz, R OBP: 0.500, SLG: 0.588 OBP: 1.000, SLG: 1.000						G6-3				3	0	1	0	0	0	3						
35 Lyle Overbay, L Josh Kreuzer, R OBP: 0.444, SLG: 0.525 OBP: 0.333, SLG: 0.200								K		3	1	2	1	0	1	1						
19 Marco Scutaro, R 18 Hector Luna, R OBP: 0.364, SLG: 0.483 OBP: 0.278, SLG: 0.294			L6							3	1	2	3	0	0	0						
20 Rod Barajas, R 57 Shawn Camp, R OBP: 0.389, SLG: 0.467			F7							2	0	1	1	1	0	0						
<b>Inning Stats</b>	R: 0 E: 0 K: 1 S: 5	H: 1 LOB: 0 BB: 0 P: 5	R: 0 E: 0 K: 1 S: 6	H: 1 LOB: 1 BB: 0 P: 6	R: 0 E: 0 K: 0 S: 4	H: 1 LOB: 1 BB: 0 P: 4	R: 0 E: 0 K: 1 S: 6	H: 1 LOB: 1 BB: 0 P: 6	R: 2 E: 0 K: 0 S: 5	H: 2 LOB: 1 BB: 1 P: 9	R: 3 E: 0 K: 1 S: 9	H: 4 LOB: 3 BB: 1 P: 14	R: 2 E: 0 K: 1 S: 8	H: 3 LOB: 3 BB: 1 P: 13	R: 0 E: 0 K: 3 S: 10	H: 1 LOB: 1 BB: 0 P: 10		R: 0 E: 0 K: 0 S: 3	H: 1 LOB: 0 BB: 0 P: 3	1B: 11 2B: 2 3B: 1 HR: 1	SF: 2 SAC: 0 DP: 2 HBP: 1	WP: 1 PB: 0 SB: 0 CS: 0
<b>PITCHER</b>	IP WLS BF H R ER SO BB IBB HBP BLK WP HR S P ERA WHIP																					
35 Cole Hamels, L ERA: 7.16	5.1 W 26 9 5 5 3 2 0 0 0 0 0 1 30 38 8.44 2.062																					
55 Clay Condrey, R ERA: 4.5	1.2 11 4 2 2 2 1 0 1 0 0 1 0 13 19 10.80 3.000																					
45 Tom Gordon, R ERA: 6.75	1.0 4 1 0 0 3 0 0 0 0 0 0 0 10 10 0.00 1.000																					
82 Gary Knotts, R ERA: 6.0	1.0 3 1 0 0 0 0 0 0 0 0 0 0 3 3 0.00 1.000																					





Batter	1	2	3	4	5	6	7	8	9	AB	R	H	RBI	BB	SO	LOB	TOP										
11 David Eckstein, R OBP: 0.283, SLG: 0.325 Justin Jackson, R OBP: 0.400, SLG: 0.750	G5-3		FC6-4							2	0	0	0	1	0	1	Toronto Blue Jays @ Cincinnati Reds Ed Smith Stadium, Sarasota, FL Mon Mar 24 2008, 7:05 PM EDT Att. 7,319 - Clear - 66 F										
Buck Coats, L OBP: 0.454, SLG: 0.560 Jacob Butler, R OBP: 0.650, SLG: 0.667			F8							3	0	1	0	0	0	4											
2 Aaron Hill, R OBP: 0.468, SLG: 0.556 Scott Campbell, L	G6-4-3									2	0	0	0	1	0	1											
10 Vernon Wells, R OBP: 0.333, SLG: 0.488 43 Ryan Patterson, R OBP: 0.200, SLG: 0.231										3	0	1	0	0	1	0											
19 Marco Scutaro, R OBP: 0.333, SLG: 0.438 43 Kevin Ahrens, R										3	0	0	0	0	1	2											
66 Matt Watson, L OBP: 0.187, SLG: 0.111 58 Cory Patton, L										3	0	0	0	0	0	1											
62 Chip Cannon, L OBP: 0.267, SLG: 0.462 Josh Kreuzer, R OBP: 0.428, SLG: 0.200										2	0	0	0	1	0	0											
68 Brian Jeroloman, L OBP: 0.533, SLG: 0.500 Erik Krazt, R OBP: 0.750, SLG: 1.250										1	1	1	0	2	0	0											
59 Jesse Carlson, L 28 Shaun Marcum, R 46 Mike Gosling, L C.J. Ebarb, L										0	0	0	0	0	0	0											
<b>Inning Stats</b>	R: 0 E: 0 K: 0 S: 3	H: 1 LOB: 0 BB: 0 P: 3	R: 0 E: 0 K: 1 S: 5	H: 0 LOB: 0 BB: 0 P: 5	R: 1 E: 1 K: 0 S: 3	H: 0 LOB: 1 BB: 2 P: 11	R: 0 E: 0 K: 0 S: 3	H: 1 LOB: 1 BB: 1 P: 7	R: 0 E: 0 K: 1 S: 4	H: 0 LOB: 0 BB: 3 P: 16	R: 0 E: 0 K: 0 S: 5	H: 1 LOB: 1 BB: 0 P: 4	R: 0 E: 0 K: 1 S: 5	H: 0 LOB: 2 BB: 2 P: 14	R: 2 E: 0 K: 1 S: 7	H: 2 LOB: 1 BB: 1 P: 11		1B: 3 2B: 1 3B: 1 HR: 0	SF: 0 SAC: 0 DP: 3 HBP: 0	WP: 1 PB: 0 SB: 0 CS: 0	PA: 38						
<b>PITCHER</b>	IP	WLS	BF	H	R	ER	SO	BB	IBB	HBP	BLK	WP	HR	S	P	ERA	WHIP										
34 Homer Bailey, R ERA: 5.21	4.1	W	19	2	1	0	2	6	0	0	0	0	0	17	41	0.00	1.846										
51 Jared Burton, R ERA: 9.45	0.2	H	1	0	0	0	0	0	0	0	0	0	0	1	1	0.00	0.000										
84 Mike Lincoln, R ERA: 6.1	2.0	H	7	1	0	0	1	0	0	0	0	0	0	9	9	0.00	0.500										
50 Kent Mercker, L ERA: 2.57	1.0		5	0	0	0	1	2	0	0	0	0	0	5	14	0.00	2.000										
Jeremy Affeldt, L ERA: 12.51	1.0		6	2	2	2	1	1	0	0	0	0	0	7	11	18.00	3.000										

Toronto Blue Jays @ Cincinnati Reds  
Ed Smith Stadium, Sarasota, FL  
Mon Mar 24 2008, 7:05 PM EDT  
Att. 7,319 - Clear - 66 F

AB	29
R	3
H	5
RBI	2
BB	9
SO	5
LOB	20




Batter	1	2	3	4	5	6	7	8	9	AB	R	H	RBI	BB	SO	LOB	BOTTOM										
23 Corey Patterson, L OBP: 0.353, SLG: 0.394 15 Jerry Hairston, R OBP: 0.500, SLG: 0.600	G4-3		G3-1							3	0	0	0	0	0	1	Toronto Blue Jays @ Cincinnati Reds Ed Smith Stadium, Sarasota, FL Mon Mar 24 2008, 7:05 PM EDT Att. 7,319 - Clear - 66 F										
27 Jeff Keppinger, R OBP: 0.391, SLG: 0.419 Juan Castro, R OBP: 0.361, SLG: 0.313										2	0	2	1	0	0	0											
Ken Griffey Jr., L OBP: 0.460, SLG: 0.538 62 Jerry Gil, R OBP: 0.263, SLG: 0.632										3	0	1	0	0	0	2											
4 Brandon Phillips, R OBP: 0.472, SLG: 0.453 6 Ryan Freel, R OBP: 0.373, SLG: 0.333										3	0	0	0	0	0	1											
Adam Dunn, L OBP: 0.294, SLG: 0.386 60 Andy Green, R OBP: 0.500, SLG: 0.727										3	1	1	1	0	2	1											
28 Edwin Encarnación, R OBP: 0.241, SLG: 0.245 46 Andy Phillips, R OBP: 0.283, SLG: 0.442										3	0	0	0	0	3	1											
Scott Hatteberg, L OBP: 0.533 54 Jolbert Cabrera, R OBP: 0.340, SLG: 0.444										3	0	0	0	0	0	0											
81 Chris Kroski, L OBP: 0.429, SLG: 0.500 85 Chris Denove, R										1	1	1	0	1	0	0											
34 Homer Bailey, R 51 Jared Burton, R 19 Joey Votto, L 84 Mike Lincoln, R 92 Chris Valaika, R 50 Kent Mercker, L Jeremy Affeldt, L										1	1	0	0	0	0	1											
<b>Inning Stats</b>	R: 0 E: 0 K: 0 S: 3	H: 1 LOB: 0 BB: 0 P: 3	R: 1 E: 0 K: 1 S: 6	H: 1 LOB: 0 BB: 0 P: 6	R: 1 E: 0 K: 0 S: 5	H: 2 LOB: 1 BB: 0 P: 5	R: 0 E: 0 K: 2 S: 7	H: 0 LOB: 0 BB: 0 P: 7	R: 2 E: 0 K: 0 S: 4	H: 1 LOB: 0 BB: 1 P: 9	R: 0 E: 0 K: 2 S: 8	H: 1 LOB: 1 BB: 0 P: 8	R: 1 E: 0 K: 1 S: 7	H: 2 LOB: 1 BB: 0 P: 7	R: 0 E: 1 K: 0 S: 3	H: 0 LOB: 1 BB: 1 P: 7		1B: 4 2B: 2 3B: 0 HR: 2	SF: 0 SAC: 0 DP: 2 HBP: 0	WP: 0 PB: 0 SB: 0 CS: 0	PA: 33						
<b>PITCHER</b>	IP	WLS	BF	H	R	ER	SO	BB	IBB	HBP	BLK	WP	HR	S	P	ERA	WHIP										
59 Jesse Carlson, L ERA: 5.52	1.0	L	26	7	5	5	6	1	0	0	0	0	2	37	42	7.50	1.333										
46 Mike Gosling, L ERA: 3.0	1.0		4	0	0	0	0	1	0	0	0	0	0	3	7	0.00	1.000										


Toronto Blue Jays @ Cincinnati Reds  
Ed Smith Stadium, Sarasota, FL  
Mon Mar 24 2008, 7:05 PM EDT  
Att. 7,319 - Clear - 66 F

AB	31
R	5
H	8
RBI	5
BB	2
SO	6
LOB	11





Batter	1	2	3	4	5	6	7	8	9	AB R H RBI BB SO LOB	TOP													
43 Elliot Johnson, S (1,6) 6 Johnny Raburn, S (8,6) OBP: 0.491, SLG: 0.596 OBP: 0.200, SLG: 0.200	G4-3		L1-3		SH 2B	FC6-4	1B			4 1 1 0 0 0 2 0 0 0 0 0 0 0	<p>Tampa Bay Rays @ Toronto Blue Jays</p> <p>Knology Park, Dunedin, FL</p> <p>Tue Mar 25 2008, 1:05 PM EDT</p> <p>Att: 4,104 - Sunny - 62 F</p> <p>livebaseballscorecards.com</p> <p>AB 41 R 10 H 12 RBI 7 BB 2 SO 8 LOB 15</p> 													
13 Carl Crawford, L (1,7) 26 John Rodriguez, L (6,7) OBP: 0.333, SLG: 0.476 OBP: 0.326, SLG: 0.189	1B		G4-3		FC4	F7	K			4 1 1 1 0 0 2 1 0 0 0 0 1 2														
23 Carlos Pena, L (1,3) 20 Mike DiFelice, R (6,2) OBP: 0.358, SLG: 0.587 OBP: 0.375, SLG: 0.688	G3			K	2B	K		K		4 1 1 2 0 2 1 1 0 0 0 0 1 0														
2 B.J. Upton, R (1,8) 62 Chris Richard, L (6,3) OBP: 0.469, SLG: 0.711 OBP: 0.371, SLG: 0.429	K			G4-3	15 WP 2B	1B		K		4 1 2 1 0 1 1 1 0 0 0 0 1 0														
15 Cliff Floyd, L (1,10) 9 Shawn Riggans, R (8, PH) OBP: 0.279, SLG: 0.282 OBP: 0.292, SLG: 0.286		G4-3		BB	E3 2B	P2		G4-3		3 1 0 0 1 0 1 1 0 0 0 0 0 0														
32 Eric Hinske, L (1,5) 29 Joel Guzman, R (6, PH) OBP: 0.420, SLG: 0.587 OBP: 0.300, SLG: 0.351		K		G4-3	2H 31 E 2B	K		G4-3		3 1 1 1 0 1 1 2 0 0 0 0 1 1														
31 Jonny Gomes, R (1,9) Sergio Pedraza, L (7,7) OBP: 0.520, SLG: 0.520 OBP: 0.667, SLG: 0.667		1B			HR	E2 1B	G5-3		L4	4 2 3 1 0 0 0 1 0 0 0 0 0 0														
30 Dioner Navarro, S (1,2) 63 Jon Weber, L (6,8) OBP: 0.447, SLG: 0.606 OBP: 0.315, SLG: 0.381		F9			43 1B	G4-3			F7	3 1 1 0 0 0 2 1 0 0 0 1 0 0														
64 Andy Cannizaro, R (1,4) OBP: 0.435, SLG: 0.550					E4 1B				L5	4 1 2 1 0 0 2														
<b>Inning Stats</b>	R: 0 E: 0 K: 1 S: 6	H: 1 LOB: 1 BB: 0 P: 6	R: 0 E: 0 K: 1 S: 6	H: 1 LOB: 1 BB: 0 P: 6	R: 0 E: 0 K: 0 S: 3	H: 1 LOB: 0 BB: 0 P: 3	R: 0 E: 0 K: 1 S: 5	H: 0 LOB: 1 BB: 1 P: 9	R: 10 E: 4 K: 0 S: 14	H: 7 LOB: 1 BB: 0 P: 15		R: 0 E: 0 K: 2 S: 8	H: 1 LOB: 2 BB: 1 P: 8	R: 0 E: 0 K: 1 S: 6	H: 1 LOB: 1 BB: 1 P: 10	R: 0 E: 0 K: 2 S: 7	H: 0 LOB: 0 BB: 0 P: 7	R: 0 E: 0 K: 0 S: 3	H: 0 LOB: 0 BB: 0 P: 3	1B: 8 2B: 4 3B: 0 HR: 1	SF: 0 SAC: 1 DP: 1 HBP: 0	WP: 1 PB: 0 SB: 0 CS: 0	PA: 44	
<b>PITCHER</b>	IP WLS BF H R ER SO BB IBB HBP BLK WP HR S P ERA WHIP											<b>PITCHER</b>	IP WLS BF H R ER SO BB IBB HBP BLK WP HR S P ERA WHIP											
32 Roy Halladay, R (1,1) ERA: 4.0	4.0 L 25 9 10 4 3 1 0 0 0 0 1 1 30 35 9.00 2.500											60 Zach Dials, R (9,1) ERA:	1.0 3 0 0 0 0 0 0 0 0 0 0 3 3 0.00 0.000											
43 Connor Falkenbach, R (5,1) ERA:	1.0 4 1 0 0 0 0 0 0 0 0 0 4 4 0.00 1.000																							
37 Scott Downs, L (6,1) ERA: 1.69	1.0 4 1 0 0 2 0 0 0 0 0 0 8 8 0.00 1.000																							
54 Jason Frasor, R (7,1) ERA: 1.8	1.0 5 1 0 0 1 1 0 0 0 0 0 6 10 0.00 2.000																							
49 Jeremy Accardo, R (8,1) ERA: 9.98	1.0 3 0 0 0 2 0 0 0 0 0 0 7 7 0.00 0.000																							

Batter	1	2	3	4	5	6	7	8	9	AB R H RBI BB SO LOB	BOTTOM													
4 Shannon Stewart, R (1,7) OBP: 0.333, SLG: 0.421	1B		G4-3			K				4 0 2 0 0 1 0	<p>Tampa Bay Rays @ Toronto Blue Jays</p> <p>Knology Park, Dunedin, FL</p> <p>Tue Mar 25 2008, 1:05 PM EDT</p> <p>Att: 4,104 - Sunny - 62 F</p> <p>livebaseballscorecards.com</p> <p>AB 30 R 0 H 5 RBI 0 BB 0 SO 8 LOB 5</p> 													
35 Lyle Overbay, L (1,3) OBP: 0.423, SLG: 0.500	G4-6-3			G3-1		1B				4 0 1 0 0 1 1														
15 Alex Rios, R (1,9) OBP: 0.224, SLG: 0.311	G5-3			F7		F9				4 0 0 0 0 1 1														
Frank Thomas, R (1,10) OBP: 0.146, SLG: 0.175		K			2B	K				3 0 1 0 0 2 0														
20 Rod Barajas, R (1,2) OBP: 0.385, SLG: 0.455		1B			L5	G6-3				3 0 1 0 0 0 1														
18 Hector Luna, R (1,5) OBP: 0.238, SLG: 0.250		K				F9				3 0 0 0 0 2 1														
21 Buck Coats, L (1,8) OBP: 0.419, SLG: 0.500						K				3 0 0 0 0 1 1														
6 John McDonald, R (1,6) OBP: 0.343, SLG: 0.267										3 0 0 0 0 0 0														
John Tolisano, S (1,4) OBP: 0.167, SLG: 0.500										3 0 0 0 0 0 0														
<b>Inning Stats</b>	R: 0 E: 0 K: 0 S: 3	H: 1 LOB: 0 BB: 0 P: 3	R: 0 E: 0 K: 2 S: 8	H: 1 LOB: 1 BB: 0 P: 9	R: 0 E: 0 K: 0 S: 3	H: 0 LOB: 0 BB: 0 P: 3	R: 0 E: 0 K: 0 S: 4	H: 1 LOB: 1 BB: 0 P: 4	R: 0 E: 0 K: 2 S: 7	H: 0 LOB: 0 BB: 0 P: 7		R: 0 E: 0 K: 1 S: 6	H: 1 LOB: 1 BB: 0 P: 6	R: 0 E: 0 K: 1 S: 5	H: 0 LOB: 0 BB: 0 P: 5	R: 0 E: 0 K: 0 S: 3	H: 0 LOB: 0 BB: 0 P: 3	R: 0 E: 0 K: 2 S: 7	H: 1 LOB: 0 BB: 0 P: 7	1B: 4 2B: 1 3B: 0 HR: 0	SF: 0 SAC: 0 DP: 1 HBP: 0	WP: 1 PB: 0 SB: 0 CS: 0	PA: 30	
<b>PITCHER</b>	IP WLS BF H R ER SO BB IBB HBP BLK WP HR S P ERA WHIP											<b>PITCHER</b>	IP WLS BF H R ER SO BB IBB HBP BLK WP HR S P ERA WHIP											
49 Jason Hammel, R (1,1) ERA: 6.23	1.0 3 0 0 0 2 0 0 0 0 0 0 7 7 0.00 0.000											40 Troy Percival, R (9,1) ERA: 10.29	1.0 3 1 0 0 2 0 0 0 0 0 0 7 7 0.00 1.000											
Treyver Miller, L (5,1) ERA: 1.59	1.0 3 0 0 0 2 0 0 0 0 0 0 6 6 0.00 1.000																							
47 Gary Glover, R (6,1) ERA:	1.0 4 1 0 0 1 0 0 0 0 0 0 6 6 0.00 1.000																							
35 Dan Wheeler, R (7,1) ERA: 3.0	1.0 3 0 0 0 1 0 0 0 0 0 0 5 5 0.00 0.000																							
28 Al Reyes, R (8,1) ERA:	1.0 3 0 0 0 0 0 0 0 0 0 0 3 3 0.00 0.000																							



Batter	1	2	3	4	5	6	7	8	9	AB	R	H	RBI	BB	SO	LOB	TOP			
6 Ryan Freel, R OBP: 0.368, SLG: 0.321 86 Drew Stubbs, R (4, 8)	G4-3		G6-4-3			G5-3		1B		2	0	0	0	0	0	2	<b>Cincinnati Reds @ Toronto Blue Jays</b> Knology Park, Dunedin, FL Wed Mar 26 2008, 7:05 PM EDT Att: 5,175 - Clear - 72 F			
27 Jeff Kaplinger, R OBP: 0.404, SLG: 0.429 Juan Castro, R OBP: 0.378, SLG: 0.333	G5-3			G6-3			19 BB 54 FC6-4 1B	1B		3	1	1	0	0	0	0				
Scott Hatteberg, L OBP: 0.456, SLG: 0.510	G5-3			G4-3			54 FC6-4 46 BB 1B	K		4	1	1	0	0	1	2				
19 Joey Votto, L OBP: 0.306, SLG: 0.352		F8		G4-3			54 FC6-4 1B	K		3	0	0	0	1	1	0				
54 Jolbert Cabrera, R OBP: 0.333, SLG: 0.449		E4 46 G5-4-3			L8		FC6-4 46 E	46 BB 2B		4	1	1	1	0	0	2				
46 Andy Phillips, R OBP: 0.280, SLG: 0.435		G5-4-3			G5-3		SF8	15 PB 1B		3	0	1	2	0	0	1				
15 Jerry Hairston, R OBP: 0.484, SLG: 0.522					G6-3		F8	K		3	0	0	0	0	1	2				
60 Andy Green, R OBP: 0.469, SLG: 0.667 82 Adam Rosales, R OBP: 0.310, SLG: 0.483					FC5 6 G6-4-3		K	F8	G4-3	3	0	0	0	0	1	1				
26 David Ross, R OBP: 0.333, SLG: 0.344					K		G2-3	K		2	0	0	0	0	1	2				
										1	0	0	0	0	1	0				
<b>Inning Stats</b>	R: 0 E: 0 K: 0 S: 3	H: 0 LOB: 0 BB: 0 P: 3	R: 0 E: 1 K: 0 S: 3	H: 0 LOB: 0 BB: 0 P: 3	R: 0 E: 1 K: 1 S: 5	H: 0 LOB: 1 BB: 0 P: 6	R: 0 E: 0 K: 0 S: 3	H: 0 LOB: 0 BB: 0 P: 3	R: 0 E: 0 K: 1 S: 5	H: 0 LOB: 0 BB: 0 P: 5	R: 2 E: 1 K: 0 S: 5	H: 2 LOB: 1 BB: 1 P: 9	R: 0 E: 0 K: 2 S: 8	H: 1 LOB: 2 BB: 0 P: 12	R: 1 E: 0 K: 2 S: 9	H: 2 LOB: 1 BB: 0 P: 10	1B: 4 2B: 1 3B: 0 HR: 0	SF: 1 SAC: 0 DP: 2 HBP: 1	WP: 0 PB: 1 SB: 0 CS: 0	PA: 35
<b>PITCHER</b>	IP WLS BF H R ER SO BB IBB HBP BLK WP HR S P ERA WHIP																			
51 Jesse Litsch, R ERA: 4.91	(1, 1)	7.0 W 25	2 2 2 2	1 0 1 0	0 0 0 0	0 0 0 0	0 0 0 0	0 0 0 0	0 0 0 0	0 0 0 0	0 0 0 0	0 0 0 0	0 0 0 0	0 0 0 0	0 0 0 0	0 0 0 0	2.57 0.429			
56 Brian Tallet, L ERA: 7.71	(8, 1)	1.0	5 1 0 0 2	1 0 0 0	0 0 0 0	0 0 0 0	0 0 0 0	0 0 0 0	0 0 0 0	0 0 0 0	0 0 0 0	0 0 0 0	0 0 0 0	0 0 0 0	0 0 0 0	0 0 0 0	0.00 2.000			
22 Brandon League, R ERA: 4.66	(9, 1)	1.0	5 2 1 1 2	0 0 0 0	0 0 0 0	0 0 0 0	0 0 0 0	0 0 0 0	0 0 0 0	0 0 0 0	0 0 0 0	0 0 0 0	0 0 0 0	0 0 0 0	0 0 0 0	0 0 0 0	9.00 2.000			



Batter	1	2	3	4	5	6	7	8	9	AB	R	H	RBI	BB	SO	LOB	BOTTOM			
11 David Eckstein, R OBP: 0.320, SLG: 0.386 6 John McDonald, R OBP: 0.343, SLG: 0.267	P6									4	0	3	1	0	0	0	<b>Cincinnati Reds @ Toronto Blue Jays</b> Knology Park, Dunedin, FL Wed Mar 26 2008, 7:05 PM EDT Att: 5,175 - Clear - 72 F			
4 Shannon Stewart, R OBP: 0.311, SLG: 0.390 21 Buck Coats, L OBP: 0.438, SLG: 0.517	F9									3	0	0	0	0	1	1				
15 Alex Rios, R OBP: 0.226, SLG: 0.306 50 Aaron Mathews, R OBP: 0.400, SLG: 0.400					L9					4	0	1	0	0	0	2				
10 Vernon Wells, R OBP: 0.327, SLG: 0.468 Jacob Butler, R OBP: 0.600, SLG: 0.667	F8									4	0	1	0	0	0	3				
Frank Thomas, R OBP: 0.159, SLG: 0.256 66 Matt Watson, L OBP: 0.161, SLG: 0.107	F9				G1-6-4-3					3	1	1	1	0	0	1				
35 Lyle Overbay, L OBP: 0.442, SLG: 0.500 20 Rod Barajas, R OBP: 0.400, SLG: 0.471	F8									2	2	1	0	1	0	0				
2 Aaron Hill, R OBP: 0.466, SLG: 0.525 67 Ryan Kistnerman, R OBP: 0.333, SLG: 0.333	F9									4	1	1	0	0	1	2				
19 Marco Scutaro, R OBP: 0.359, SLG: 0.486 18 Hector Luna, R OBP: 0.227, SLG: 0.238										3	1	2	2	0	1	0				
9 Gregg Zaun, S OBP: 0.286, SLG: 0.355	F7									3	1	1	1	0	0	2				
										1	0	0	0	0	0	1				
<b>Inning Stats</b>	R: 0 E: 0 K: 0 S: 4	H: 1 LOB: 1 BB: 0 P: 4	R: 0 E: 0 K: 0 S: 3	H: 0 LOB: 0 BB: 0 P: 3	R: 0 E: 0 K: 2 S: 8	H: 1 LOB: 0 BB: 0 P: 8	R: 0 E: 0 K: 0 S: 3	H: 1 LOB: 0 BB: 0 P: 3	R: 2 E: 0 K: 0 S: 5	H: 4 LOB: 2 BB: 0 P: 5	R: 0 E: 0 K: 0 S: 3	H: 0 LOB: 0 BB: 0 P: 3	R: 4 E: 0 K: 0 S: 9	H: 5 LOB: 2 BB: 1 P: 13	R: 0 E: 0 K: 1 S: 6	H: 1 LOB: 1 BB: 0 P: 6	1B: 9 2B: 3 3B: 0 HR: 1	SF: 0 SAC: 0 DP: 1 HBP: 0	WP: 0 PB: 0 SB: 0 CS: 0	PA: 35
<b>PITCHER</b>	IP WLS BF H R ER SO BB IBB HBP BLK WP HR S P ERA WHIP																			
39 Aaron Harang, R ERA: 2.86	(1, 1)	6.0 L 23	8 3 3 2	0 0 0 0	0 0 0 0	0 0 0 0	0 0 0 0	0 0 0 0	0 0 0 0	0 0 0 0	0 0 0 0	0 0 0 0	0 0 0 0	0 0 0 0	0 0 0 0	0 0 0 0	4.50 1.333			
45 Bill Bray, L ERA: 3.69	(7, 1)	0.1	5 3 2 2 0	1 0 0 0	0 0 0 0	0 0 0 0	0 0 0 0	0 0 0 0	0 0 0 0	0 0 0 0	0 0 0 0	0 0 0 0	0 0 0 0	0 0 0 0	0 0 0 0	0 0 0 0	54.00 12.000			
84 Mike Lincoln, R ERA: 5.73	(7, 1)	0.2	3 1 1 1 0	0 0 0 0	0 0 0 0	0 0 0 0	0 0 0 0	0 0 0 0	0 0 0 0	0 0 0 0	0 0 0 0	0 0 0 0	0 0 0 0	0 0 0 0	0 0 0 0	0 0 0 0	13.50 1.500			
Jeremy Affeldt, L ERA: 11.66	(8, 1)	1.0	4 1 0 0 1	0 0 0 0	0 0 0 0	0 0 0 0	0 0 0 0	0 0 0 0	0 0 0 0	0 0 0 0	0 0 0 0	0 0 0 0	0 0 0 0	0 0 0 0	0 0 0 0	0 0 0 0	0.00 1.000			





Batter	1	2	3	4	5	6	7	8	9	AB	R	H	RBI	BB	SO	LOB	TOP		
21 Michael Bourn, L (1, 8) Wladimir Sutil, R (8, 4)	4-0 FC1-6 BB		0-3 K		0-0 F8		0-0 G6-3			3	0	0	0	1	1	0			
9 Hunter Pence, R (1, 9) 60 Reggie Abercrombie, R (6, 9)	0-0 FC1-6 CS				0-0 G4-3		0-0 G4-3		0-0 G6-3	3	0	0	0	0	0	1			
2 Darin Erstad, L (1, 3) 46 J.R. Towles, R (7, 2)	1-0 2B			4-0 BB BB	0-0 BB	0-0 2B 1B		0-3 K		2	1	2	0	1	0	0			
21 Ty Wigginton, R (1, 5) 87 Tim Torres, S (7, 5)	0-0 L8			0-0 F9		0-0 P6		0-0 F7		3	0	0	0	0	0	3			
22 José Cruz Jr., S (1, 7) 20 Nick Gorneault, R (6, PR)		0-3 K		4-0 BB BB	1-2 BB	1-0 HR 2B		0-0 G5-4-3 1B		2	0	1	1	1	1	0			
Mark Loretta, R (1, 10) 27 Geoff Blum, S (9, PH)		0-0 G6-3		4-0 BB BB	1-2 BB	3-2 HR		0-0 F8		2	1	1	2	1	0	0			
31 David Newhan, L (1, 4) OBP: 0.259, SLG: 0.364		0-0 G4-3		0-3 K		0-0 G3		0-0 G5-4-3 1B		4	0	0	0	0	1	5			
13 Tomas Perez, S (1, 6) OBP: 0.375, SLG: 0.500			0-0 F7		0-0 G3		0-3 K			3	0	0	0	0	1	0			
55 Humberto Quintero, R (1, 2) OBP: 0.409, SLG: 0.475			0-0 G1-3		0-0 G6-3		0-0 F7			3	0	0	0	0	0	0			
<b>Inning Stats</b>	R: 0 E: 0 K: 1 S: 3	H: 1 LOB: 1 BB: 1 P: 8	R: 0 E: 0 K: 1 S: 5	H: 0 LOB: 0 BB: 0 P: 5	R: 0 E: 0 K: 1 S: 5	H: 0 LOB: 3 BB: 3 P: 17	R: 0 E: 0 K: 0 S: 3	H: 0 LOB: 0 BB: 0 P: 3	R: 3 E: 0 K: 0 S: 8	H: 3 LOB: 1 BB: 0 P: 12	R: 0 E: 0 K: 1 S: 5	H: 0 LOB: 0 BB: 0 P: 5	R: 0 E: 0 K: 0 S: 3	H: 1 LOB: 0 BB: 0 P: 3	1B: 2 2B: 2 3B: 0 HR: 1	SF: 0 SAC: 0 DP: 1 HBP: 0	WP: 0 PB: 0 SB: 1 CS: 1	PA: 34	
<b>PITCHER</b>	IP WLS BF H R ER SO BB IBB HBP BLK WP HR S P ERA WHIP																		
29 Dustin McGowan, R (1, 1) ERA: 5.06	7.0 W 28	4 3 3 4	4 3 3 4	4 0 0 0	4 0 0 0	4 0 0 0	4 0 0 0	4 0 0 0	4 0 0 0	4 0 0 0	4 0 0 0	4 0 0 0	4 0 0 0	4 0 0 0	4 0 0 0	4 0 0 0	4 0 0 0	4 0 0 0	4 0 0 0
37 Scott Downs, L (8, 1) ERA: 1.42	1.0 H 3	0 0 0 1	0 0 0 1	0 0 0 0	0 0 0 0	0 0 0 0	0 0 0 0	0 0 0 0	0 0 0 0	0 0 0 0	0 0 0 0	0 0 0 0	0 0 0 0	0 0 0 0	0 0 0 0	0 0 0 0	0 0 0 0	0 0 0 0	0 0 0 0
54 Jason Frasor, R (9, 1) ERA: 1.69	0.1 2	1 0 0 0	1 0 0 0	0 0 0 0	0 0 0 0	0 0 0 0	0 0 0 0	0 0 0 0	0 0 0 0	0 0 0 0	0 0 0 0	0 0 0 0	0 0 0 0	0 0 0 0	0 0 0 0	0 0 0 0	0 0 0 0	0 0 0 0	0 0 0 0
49 Jeremy Accardo, R (9, 1) ERA: 5.14	0.2 1	0 0 0 0	0 0 0 0	0 0 0 0	0 0 0 0	0 0 0 0	0 0 0 0	0 0 0 0	0 0 0 0	0 0 0 0	0 0 0 0	0 0 0 0	0 0 0 0	0 0 0 0	0 0 0 0	0 0 0 0	0 0 0 0	0 0 0 0	0 0 0 0

Houston Astros @ Toronto Blue Jays  
Knology Park, Dunedin, FL  
Thu Mar 27 2008, 1:05 PM EDT  
Att: 3,075 - Sunny - 74 F

AB	30
R	3
H	5
RBI	3
BB	4
SO	5
LOB	10



Batter	1	2	3	4	5	6	7	8	9	AB	R	H	RBI	BB	SO	LOB	BOTTOM			
11 David Eckstein, R (1, 6) 6 John McDonald, R (5, 6)	0-0 G6-3		0-0 G3		0-0 FC1-6-5 2B	0-0 1B		0-0 G6-4-3 1B		2	0	0	0	0	0	0				
4 Shannon Stewart, R (1, 7) 66 Matt Watson, L (5, 7)	0-0 L9		0-0 E5 G6-4-3		0-0 2B	0-0 SF7		0-3 K		2	0	0	0	0	0	0				
15 Alex Rios, R (1, 9) 50 Aaron Mathews, R (5, 9)	0-0 1B		0-0 G6-4-3		0-3 K	0-0 G4-3		0-0 G6-4-3		2	0	1	0	0	0	1				
10 Vernon Wells, R (1, 8) 21 Buck Coats, L (5, 8)	4-0 BB			0-0 G4-3		0-0 HR		0-0 G4-3		1	0	0	0	1	0	0				
Frank Thomas, R (1, 10) Jacob Butler, R (4, PR)	0-3 K			0-0 2B 1B		4-0 FC2-5 20 1B		0-3 K		2	0	1	0	0	1	2				
35 Lyle Overbay, L (1, 3) 20 Kyle Phillips, L (5, 3)		0-0 F7		0-0 F9		0-0 1B		0-0 G6-3		2	0	0	0	0	0	1				
2 Aaron Hill, R (1, 4) 67 Ryan Kistnerman, R (5, 4)		0-0 G5-3		0-0 2B		0-0 FC2-5 18 HR		0-0 1B		2	0	1	0	0	0	0				
19 Marco Scutaro, R (1, 5) 18 Hector Luna, R (6, 5)		0-0 1B		0-0 F8		0-0 HR		0-0 2B		2	0	1	0	0	0	0				
20 Rod Barajas, R (1, 2) Erik Kratz, R (8, 2)		1-0 G6-3		0-0 2B		0-0 2B		0-0 E4 1B		3	1	2	0	0	0	1				
<b>Inning Stats</b>	R: 0 E: 0 K: 1 S: 6	H: 1 LOB: 2 BB: 1 P: 10	R: 0 E: 0 K: 0 S: 4	H: 1 LOB: 1 BB: 0 P: 5	R: 0 E: 1 K: 0 S: 3	H: 0 LOB: 0 BB: 0 P: 3	R: 0 E: 0 K: 0 S: 4	H: 2 LOB: 3 BB: 0 P: 4	R: 1 E: 0 K: 1 S: 7	H: 2 LOB: 1 BB: 0 P: 7	R: 5 E: 0 K: 0 S: 8	H: 5 LOB: 1 BB: 1 P: 12	R: 0 E: 0 K: 1 S: 5	H: 0 LOB: 0 BB: 0 P: 5	R: 2 E: 1 K: 1 S: 8	H: 3 LOB: 1 BB: 0 P: 8	1B: 7 2B: 5 3B: 0 HR: 2	SF: 1 SAC: 0 DP: 2 HBP: 0	WP: 0 PB: 0 SB: 0 CS: 0	PA: 39
<b>PITCHER</b>	IP WLS BF H R ER SO BB IBB HBP BLK WP HR S P ERA WHIP																			
41 Brandon Backe, R (1, 1) 38 Brian Moehler, R (6, 1) 47 Jose Valverde, R (7, 1) Oscar Villarreal, R (8, 1)	5.1 L 28	2 0 0 0	2 0 0 0	2 0 0 0	2 0 0 0	2 0 0 0	2 0 0 0	2 0 0 0	2 0 0 0	2 0 0 0	2 0 0 0	2 0 0 0	2 0 0 0	2 0 0 0	2 0 0 0	2 0 0 0	2 0 0 0	2 0 0 0	2 0 0 0	2 0 0 0

Houston Astros @ Toronto Blue Jays  
Knology Park, Dunedin, FL  
Thu Mar 27 2008, 1:05 PM EDT  
Att: 3,075 - Sunny - 74 F

AB	36
R	8
H	14
RBI	8
BB	2
SO	4
LOB	15









Batter	1	2	3	4	5	6	7	8	9	AB	R	H	RBI	BB	SO	LOB	TOP										
11 David Eckstein, R OBP: 0.298, SLG: 0.353 6 John McDonald, R OBP: 0.366, SLG: 0.306	G4-3		G4-3		SH5-4	F9			K	2	0	0	0	0	0	1	Toronto Blue Jays @ Philadelphia Phillies Citizens Bank Park, Philadelphia, PA Sat Mar 29 2008, 1:05 PM EDT Att: 35,530 - Sunny - 43 F										
4 Shannon Stewart, R OBP: 0.302, SLG: 0.375 21 Buck Coats, L OBP: 0.395, SLG: 0.543	G6-4-3 1B			15 2B 10 FC6-4 1B	SF9		B1-3		K	2	1	2	1	0	0	0											
15 Alex Rios, R OBP: 0.230, SLG: 0.316 66 Matt Watson, L OBP: 0.167, SLG: 0.156	G6-4-3			10 2B	G5-3		K		K	3	0	1	0	0	0	3											
10 Vernon Wells, R OBP: 0.321, SLG: 0.453 63 Wayne Lydon, S OBP: 0.455, SLG: 0.590		P4		2 HR	FC6-5-4	F8			G4-3	3	1	0	1	0	0	1											
Frank Thomas, R OBP: 0.176, SLG: 0.260 46 Mike Gosling, L (6, PR)	F9				K				K	3	0	1	0	0	1	1											
2 Aaron Hill, R OBP: 0.500, SLG: 0.476 67 Ryan Kistnerman, R OBP: 0.250, SLG: 0.250	F8			HR		1B			K	3	1	2	2	0	0	0											
35 Lyle Overbay, L OBP: 0.424, SLG: 0.472 62 Chip Cannon, L OBP: 0.235, SLG: 0.400					G4-3				K	3	0	2	0	0	0	0											
19 Marco Scutaro, R OBP: 0.370, SLG: 0.476 18 Hector Luna, R OBP: 0.308, SLG: 0.480	K					1B			K	3	1	2	1	0	1	1											
9 Gregg Zaun, S OBP: 0.308, SLG: 0.353 Erik Kratz, R OBP: 0.500, SLG: 0.714	K					1B			K	1	0	1	0	0	0	0											
						1B			BB	1	0	0	0	1	1	3											
<b>Inning Stats</b>	R: 0 E: 0 K: 0 S: 4	H: 1 LOB: 0 BB: 0 P: 6	R: 0 E: 0 K: 0 S: 8	H: 0 LOB: 0 BB: 0 P: 16	R: 0 E: 0 K: 2 S: 10	H: 1 LOB: 1 BB: 0 P: 17	R: 3 E: 0 K: 1 S: 14	H: 3 LOB: 0 BB: 0 P: 21	R: 1 E: 0 K: 0 S: 10	H: 1 LOB: 2 BB: 1 P: 18	R: 1 E: 0 K: 1 S: 15	H: 4 LOB: 3 BB: 0 P: 23	R: 0 E: 0 K: 3 S: 10	H: 0 LOB: 0 BB: 0 P: 16	R: 0 E: 0 K: 3 S: 10	H: 0 LOB: 0 BB: 0 P: 16	R: 0 E: 0 K: 2 S: 11	H: 1 LOB: 1 BB: 1 P: 18	1B: 9 2B: 1 3B: 0 HR: 1	SF: 1 SAC: 1 DP: 1 HBP: 0	WP: 0 PB: 0 SB: 0 CS: 1	PA: 38					
<b>PITCHER</b>	IP	WLS	BF	H	R	ER	SO	BB	IBB	HBP	BLK	WP	HR	S	P	ERA	WHIP										
Jamie Moyer, L ERA: 4.37	5.0	L	21	6	4	4	3	1	0	0	0	0	1	46	78	7.20	1.400										
Tim Lincecum, R ERA: 6.75	1.0		7	4	1	1	1	0	0	0	0	0	0	5	23	9.00	4.000										
Matt Childers, R ERA:	1.0		3	0	0	0	1	0	0	0	0	0	0	7	10	0.00	0.000										
16 J.C. Romero, L ERA: 2.0	1.0		3	0	0	0	3	0	0	0	0	0	0	10	16	0.00	0.000										
45 Tom Gordon, R ERA: 11.0	1.0		4	1	0	0	2	1	0	0	0	0	0	11	18	0.00	2.000										

Batter	1	2	3	4	5	6	7	8	9	AB	R	H	RBI	BB	SO	LOB	BOTTOM										
11 Jimmy Rollins, S OBP: 0.268, SLG: 0.281 4 Eric Bruntlett, R OBP: 0.266, SLG: 0.271	G5-3	FC6-4			K		G4-3			3	0	0	0	0	1	1	Toronto Blue Jays @ Philadelphia Phillies Citizens Bank Park, Philadelphia, PA Sat Mar 29 2008, 1:05 PM EDT Att: 35,530 - Sunny - 43 F										
8 Shane Victorino, S OBP: 0.292, SLG: 0.382 So Taguchi, R OBP: 0.469, SLG: 0.450	G3-1 HR		G5-3		6 BB 26 BB 1B		G3			3	1	2	0	0	0	0											
26 Chase Utley, L OBP: 0.323, SLG: 0.446 19 Greg Dobbs, L OBP: 0.288, SLG: 0.426	G3-1		F9		6 BB BB		G1			2	0	0	0	1	0	1											
6 Ryan Howard, L OBP: 0.408, SLG: 0.609 65 Greg Golson, R OBP: 0.400, SLG: 0.667	HR BB		FC5-4 1B						K	1	1	1	0	2	0	0											
Pat Burrell, R OBP: 0.371, SLG: 0.448 Wes Helms, R OBP: 0.333, SLG: 0.413	HR		FC5-4 1B						F8	3	1	1	3	0	1	4											
7 Pedro Feliz, R OBP: 0.243, SLG: 0.486 Joey Hammond, R	G5-3								G1-3	3	0	0	0	0	1	3											
										1	0	0	0	0	0	0											
10 Geoff Jenkins, L OBP: 0.284, SLG: 0.429	G1-3								K	4	0	0	0	0	3	0											
28 Jayson Werth, R OBP: 0.241, SLG: 0.189	K								K	4	0	1	0	0	3	0											
27 Chris Coste, R OBP: 0.216, SLG: 0.286	G4-3								L3	4	0	1	0	0	0	1											
<b>Inning Stats</b>	R: 3 E: 0 K: 0 S: 11	H: 2 LOB: 0 BB: 1 P: 17	R: 0 E: 0 K: 1 S: 9	H: 1 LOB: 0 BB: 0 P: 13	R: 0 E: 0 K: 0 S: 12	H: 1 LOB: 1 BB: 0 P: 19	R: 0 E: 0 K: 2 S: 8	H: 1 LOB: 1 BB: 0 P: 13	R: 0 E: 0 K: 2 S: 20	H: 0 LOB: 3 BB: 2 P: 34	R: 0 E: 0 K: 2 S: 9	H: 0 LOB: 0 BB: 0 P: 14	R: 0 E: 0 K: 0 S: 7	H: 0 LOB: 0 BB: 0 P: 10	R: 0 E: 0 K: 1 S: 9	H: 0 LOB: 0 BB: 0 P: 17	R: 0 E: 0 K: 2 S: 9	H: 0 LOB: 0 BB: 0 P: 12	1B: 5 2B: 0 3B: 0 HR: 1	SF: 0 SAC: 0 DP: 0 HBP: 0	WP: 0 PB: 0 SB: 1 CS: 0	PA: 36					
<b>PITCHER</b>	IP	WLS	BF	H	R	ER	SO	BB	IBB	HBP	BLK	WP	HR	S	P	ERA	WHIP										
31 John Parrish, L ERA: 7.71	3.0		14	4	3	3	1	1	0	0	0	0	0	8	13	9.00	1.667										
56 Brian Tallet, L ERA: 6.75	1.0	W	4	1	0	0	2	0	0	0	0	0	0	8	13	0.00	1.000										
22 Brandon League, R ERA: 4.22	1.0	H	6	1	0	0	2	2	0	0	0	0	0	20	34	0.00	3.000										
54 Jason Frasor, R ERA: 1.42	1.0	H	3	0	0	0	2	0	0	0	0	0	0	9	14	0.00	0.000										
37 Scott Downs, L ERA: 1.23	1.0	H	3	0	0	0	0	0	0	0	0	0	0	7	10	0.00	0.000										
<b>PITCHER</b>	IP	WLS	BF	H	R	ER	SO	BB	IBB	HBP	BLK	WP	HR	S	P	ERA	WHIP										
49 Jeremy Accardo, R ERA: 4.5	1.0		3	0	0	0	2	0	0	0	0	0	0	9	17	0.00	0.000										
Jordan De Jong, R ERA:	1.0	S	3	0	0	0	2	0	0	0	0	0	0	9	12	0.00	0.000										





Batter	1	2	3	4	5	6	7	8	9	AB	R	H	RBI	BB	SO	LOB	TOP								
11 David Eckstein, R (1,6)	G6-3		K		G3		G5-3			4	0	0	0	0	1	3	<p>Toronto Blue Jays @ New York Yankees Yankee Stadium, Bronx, NY Tue Apr 01 2008, 7:05 PM EDT Att: 43,584 - Partly Cloudy - 64 F</p> <p>livebaseballscorecards.com</p>								
23 Shannon Stewart, R (1,7) OBP: 0.250, SLG: 0.250	15B		G4-3		G5-3		G4-3			4	0	1	1	0	0	1									
15 Alex Rios, R (1,9) OBP: 0.750, SLG: 0.500	10 4-3		10 FC6-4		K		10 S			2	0	1	0	2	1	1									
10 Vernon Wells, R (1,8)	L4-3		FC6-4		G5-3		K			4	0	0	0	0	1	4									
Frank Thomas, R (1,10) OBP: 0.250, SLG: 0.250		2 F9	35 1B		G6-3		G6-3			4	1	1	0	0	1	1									
35 Lyle Overbay, L (1,3) OBP: 0.250, SLG: 0.250	19 FC3-6		19 FC3-6		F8		G4-3			4	0	1	0	0	1	0									
2 Aaron Hill, R (1,4) OBP: 0.250, SLG: 0.500	F9		F8		F8		9 G6-3			4	0	1	0	0	0	2									
19 Marco Scutaro, R (1,5)	FC3-6		9 S		9 1B		L3			3	1	0	1	1	0	2									
9 Gregg Zaun, S (1,2) OBP: 0.333, SLG: 0.333	G6-3		11 G3		G6-3		G6-3			3	0	1	0	0	0	2									
<b>Inning Stats</b>	R: 0 E: 0 K: 0 S: 9	H: 2 LOB: 1 BB: 0 P: 14	R: 1 E: 0 K: 0 S: 12	H: 2 LOB: 1 BB: 0 P: 18	R: 0 E: 0 K: 1 S: 6	H: 0 LOB: 0 BB: 1 P: 11	R: 0 E: 0 K: 0 S: 7	H: 0 LOB: 0 BB: 0 P: 8	R: 1 E: 0 K: 1 S: 11	H: 1 LOB: 1 BB: 1 P: 22	R: 0 E: 0 K: 0 S: 5	H: 0 LOB: 0 BB: 0 P: 9	R: 0 E: 0 K: 2 S: 14	H: 1 LOB: 1 BB: 0 P: 10	R: 0 E: 0 K: 2 S: 14	H: 0 LOB: 1 BB: 1 P: 21		R: 0 E: 0 K: 1 S: 8	H: 0 LOB: 0 BB: 0 P: 12	1B: 5 2B: 2 3B: 0 HR: 0	SF: 0 SAC: 0 DP: 1 HBP: 0	WP: 0 PB: 0 SB: 3 CS: 0	PA: 35		
<b>PITCHER</b>	IP	WLS	BF	H	R	ER	SO	BB	IBB	HBP	BLK	WP	HR	S	P	ERA	WHIP								
40 Chien-Ming Wang, R (1,1) ERA: 2.57	7.0	W	28	6	2	2	2	2	0	0	0	0	0	56	92	2.57	1.143								
62 Jose Chamberlain, R (8,1) ERA:	1.0	H	4	0	0	0	2	1	0	0	0	0	0	14	21	0.00	1.000								
42 Mariano Rivera, R (9,1) ERA:	1.0	S	3	0	0	0	1	0	0	0	0	0	0	8	12	0.00	0.000								

Batter	1	2	3	4	5	6	7	8	9	AB	R	H	RBI	BB	SO	LOB	BOTTOM								
18 Johnny Damon, L (1,7) OBP: 0.250, SLG: 0.750	K		G5-3		G3		G3			4	0	1	0	0	1	0	<p>Toronto Blue Jays @ New York Yankees Yankee Stadium, Bronx, NY Tue Apr 01 2008, 7:05 PM EDT Att: 43,584 - Partly Cloudy - 64 F</p> <p>livebaseballscorecards.com</p>								
2 Derek Jeter, R (1,6) OBP: 0.250, SLG: 0.250	G1-3		CS		G1-3		G1-3			4	0	1	0	0	0	1									
Bobby Abreu, L (1,9) OBP: 0.500, SLG: 0.500	13 2B		CS		13 G6-4-3		G4-3			4	1	2	0	0	0	1									
13 Alex Rodriguez, R (1,5) OBP: 0.750, SLG: 1.000	1H		G6-4-3		G6-4-3		24 G6-3			3	1	2	1	1	0	1									
Jason Giambi, L (1,3)	F8		G1-3		G1-3		55 FC4-6			3	0	0	0	1	0	3									
24 Robinson Cano, L (1,4) OBP: 0.333, SLG: 0.333	20 G3-6-3		F9		F9		G6-3			3	0	1	0	0	0	2									
20 Jorge Posada, S (1,2)	G3-6-3		K		K		55 FC4-6			2	0	0	0	1	1	1									
55 Hideki Matsui, L (1,10)	G4-3		G6-3		G6-3		FC4-6			3	0	0	1	0	0	2									
28 Melky Cabrera, S (1,8) OBP: 0.333, SLG: 1.333	G3		G3		G3		HR			3	1	1	1	0	1	2									
<b>Inning Stats</b>	R: 1 E: 0 K: 1 S: 12	H: 2 LOB: 1 BB: 0 P: 18	R: 0 E: 0 K: 0 S: 4	H: 1 LOB: 0 BB: 0 P: 4	R: 0 E: 0 K: 0 S: 10	H: 1 LOB: 0 BB: 0 P: 15	R: 0 E: 0 K: 0 S: 3	H: 1 LOB: 0 BB: 0 P: 5	R: 0 E: 0 K: 1 S: 9	H: 0 LOB: 0 BB: 0 P: 13	R: 1 E: 0 K: 0 S: 13	H: 1 LOB: 0 BB: 0 P: 22	R: 1 E: 0 K: 1 S: 10	H: 1 LOB: 2 BB: 2 P: 18	R: 0 E: 0 K: 0 S: 6	H: 1 LOB: 2 BB: 1 P: 13		1B: 5 2B: 1 3B: 1 HR: 1	SF: 0 SAC: 0 DP: 2 HBP: 0	WP: 0 PB: 0 SB: 0 CS: 1	PA: 33				
<b>PITCHER</b>	IP	WLS	BF	H	R	ER	SO	BB	IBB	HBP	BLK	WP	HR	S	P	ERA	WHIP								
32 Roy Halladay, R (1,1) ERA: 3.86	7.0	L	27	7	3	3	3	1	1	0	0	0	0	61	95	3.86	1.143								
37 Scott Downs, L (8,1) ERA:	1.0		5	1	0	0	0	0	1	0	0	0	0	6	13	0.00	1.000								



Batter	1	2	3	4	5	6	7	8	9	AB	R	H	RBI	BB	SO	LOB	TOP
11 David Eckstein, R (1,6)										5	1	0	0	0	0	3	<b>Toronto Blue Jays @ New York Yankees</b> Yankee Stadium, Bronx, NY Wed Apr 02 2008, 7:05 PM EDT Att: 48,549 - Partly Cloudy - 44 F
23 Shannon Stewart, R (1,7) 21 Buck Coats, L (7,7)										4	0	1	0	0	0	1	
15 Alex Rios, R (1,9) OBP: 0.750, SLG: 0.600										3	1	2	2	1	0	0	
10 Vernon Wells, R (1,8) OBP: 0.375, SLG: 0.750										4	2	3	2	0	0	2	
Frank Thomas, R (1,10) OBP: 0.250, SLG: 0.143										3	0	0	0	0	0	2	
35 Lyle Overbay, L (1,3) OBP: 0.375, SLG: 0.571										3	0	1	0	1	1	2	
2 Aaron Hill, R (1,4) OBP: 0.375, SLG: 0.500										4	0	2	1	0	1	1	
19 Marco Scutaro, R (1,5) OBP: 0.375, SLG: 0.167										3	0	1	0	0	1	4	
20 Rod Barajas, R (1,2) OBP: 0.500, SLG: 0.750										4	1	2	0	0	1	3	
<b>Inning Stats</b>	R: 1 H: 2 E: 0 K: 0 S: 12	H: 1 R: 0 ER: 0 LOB: 1 BB: 0 P: 17	R: 2 H: 1 E: 0 K: 1 S: 7	H: 1 R: 0 ER: 0 LOB: 0 BB: 1 P: 15	R: 0 H: 1 E: 0 K: 1 S: 8	H: 1 R: 0 ER: 0 LOB: 0 BB: 0 P: 12	R: 0 H: 1 E: 0 K: 0 S: 14	H: 2 R: 1 ER: 0 LOB: 0 BB: 0 P: 17	H: 2 R: 0 ER: 0 LOB: 1 BB: 0 P: 16	R: 0 H: 0 E: 0 K: 1 S: 7	H: 0 R: 0 ER: 0 LOB: 0 BB: 0 P: 9	1B: 9 2B: 1 3B: 1 HR: 1	SF: 0 SAC: 0 DP: 5 HBP: 2	WP: 0 PB: 0 SB: 0 CS: 2	PA: 39		
<b>PITCHER</b>	IP WLS BF H R ER SO BB IBB HBP BLK WP HR S P ERA WHIP																
35 Mike Mussina, R (1,1) ERA: 4.76	5.2 L 25 8 4 3 2 2 0 1 0 0 1 62 91 4.76 1.765																
LaTroy Hawkins, R (6,1) ERA: 6.75	1.1 5 2 1 1 0 0 0 0 0 0 0 14 16 6.75 1.500																
Kyle Farnsworth, R (8,1) ERA: 0.00	1.0 4 2 0 0 1 0 0 0 0 0 0 8 16 0.00 2.000																
39 Ross Ohlendorf, R (9,1) ERA: 0.00	1.0 3 0 0 0 1 0 0 0 1 0 0 7 9 0.00 0.000																

Batter	1	2	3	4	5	6	7	8	9	AB	R	H	RBI	BB	SO	LOB	BOTTOM
18 Johnny Damon, L (1,7) OBP: 0.125, SLG: 0.375										4	0	0	0	0	1	2	<b>Toronto Blue Jays @ New York Yankees</b> Yankee Stadium, Bronx, NY Wed Apr 02 2008, 7:05 PM EDT Att: 48,549 - Partly Cloudy - 44 F
2 Derek Jeter, R (1,6) OBP: 0.375, SLG: 0.375										4	0	2	0	0	0	1	
Bobby Abreu, L (1,9) OBP: 0.500, SLG: 0.429										3	1	1	0	1	0	1	
13 Alex Rodriguez, R (1,5) OBP: 0.500, SLG: 1.000										4	1	1	2	0	2	2	
Jason Giambi, L (1,3)										4	0	0	0	0	1	2	
24 Robinson Cano, L (1,4) OBP: 0.143, SLG: 0.143										4	0	0	0	0	2	2	
55 Hideki Matsui, L (1,10) OBP: 0.167, SLG: 0.167										3	0	1	0	0	1	0	
26 José Molina, R (1,2) OBP: 0.333, SLG: 0.333										3	0	1	0	0	0	1	
28 Melky Cabrera, S (1,8) OBP: 0.333, SLG: 0.833										3	0	1	0	0	0	1	
<b>Inning Stats</b>	R: 0 H: 1 E: 0 K: 0 S: 10	H: 0 R: 0 ER: 0 LOB: 0 BB: 0 P: 12	R: 0 H: 1 E: 0 K: 1 S: 10	H: 1 R: 0 ER: 0 LOB: 1 BB: 0 P: 17	R: 0 H: 0 E: 1 K: 0 S: 9	H: 0 R: 0 ER: 0 LOB: 0 BB: 0 P: 14	R: 0 H: 1 E: 0 K: 0 S: 9	H: 1 R: 2 ER: 0 LOB: 0 BB: 1 P: 24	R: 0 H: 0 E: 0 K: 1 S: 8	H: 2 R: 0 ER: 0 LOB: 2 BB: 0 P: 17	1B: 6 2B: 0 3B: 0 HR: 1	SF: 0 SAC: 0 DP: 1 HBP: 0	WP: 0 PB: 0 SB: 0 CS: 1	PA: 34			
<b>PITCHER</b>	IP WLS BF H R ER SO BB IBB HBP BLK WP HR S P ERA WHIP																
A.J. Burnett, R (1,1) ERA: 3.0	6.0 W 22 5 2 2 3 1 0 0 0 0 0 16 22 3.00 1.000																
56 Brian Tallet, L (7,1)	2.0 H 6 0 0 0 3 0 0 0 0 0 0 16 22 0.00 0.000																
49 Jeremy Accardo, R (9,1) ERA: 0.00	1.0 S 5 2 0 0 1 0 0 0 0 0 0 12 17 0.00 2.000																







Batter	1	2	3	4	5	6	7	8	9	AB	R	H	RBI	BB	SO	LOB	TOP																					
15 Dustin Pedroia, R OBP: 0.238, SLG: 0.250	L6		G3-1			L5		F9		4	0	0	0	0	0	1																						
20 Kevin Youkilis, R OBP: 0.409, SLG: 0.474	G5-3			F8			K		L9	4	0	0	0	0	1	0																						
34 David Ortiz, L OBP: 0.273, SLG: 0.278	G6-3			P3			25 1B 7 HR		G5-3	3	1	0	0	1	0	0																						
Manny Ramirez, R OBP: 0.273, SLG: 0.476		F8		K			K			4	0	1	0	0	2	1																						
25 Mike Lowell, R OBP: 0.273, SLG: 0.200	F8				G5-3					4	1	1	0	0	0	1																						
7 J.D. Drew, L OBP: 0.250, SLG: 0.625				K						3	1	1	3	0	2	0																						
23 Julio Lugo, R OBP: 0.397, SLG: 0.308										3	0	0	0	0	2	0																						
2 Jacoby Ellsbury, L OBP: 0.182, SLG: 0.182										2	0	0	0	0	0	0																						
Coco Crisp, S OBP: 0.308, SLG: 0.385										1	0	0	0	0	0	0																						
Kevin Cash, R OBP: 0.500, SLG: 1.000										2	0	1	0	0	1	0																						
Jason Varitek, S OBP: 0.278, SLG: 0.471										1	0	0	0	0	1	0																						
<b>Inning Stats</b>	R: 0 E: 0 K: 0 S: 6	H: 0 LOB: 0 BB: 0 P: 11	R: 0 E: 0 K: 1 S: 6	H: 0 LOB: 0 BB: 0 P: 6	R: 0 E: 0 K: 1 S: 7	H: 1 LOB: 1 BB: 0 P: 13	R: 0 E: 0 K: 1 S: 6	H: 0 LOB: 0 BB: 0 P: 9	R: 0 E: 0 K: 1 S: 5	H: 0 LOB: 0 BB: 0 P: 7	R: 3 E: 0 K: 2 S: 17	H: 2 LOB: 1 BB: 1 P: 27	R: 0 E: 0 K: 1 S: 8	H: 0 LOB: 0 BB: 0 P: 12	R: 0 E: 0 K: 0 S: 6	H: 1 LOB: 1 BB: 0 P: 9	1B: 2 2B: 1 3B: 0 HR: 1	SF: 0 SAC: 0 DP: 0 HBP: 0	WP: 0 PB: 0 SB: 0 CS: 0	PA: 32																		
<b>PITCHER</b>	IP	WLS	BF	H	R	ER	SO	BB	IBB	HBP	BLK	WP	HR	S	P	ERA	WHIP	<b>PITCHER</b>				IP	WLS	BF	H	R	ER	SO	BB	IBB	HBP	BLK	WP	HR	S	P	ERA	WHIP
28 Shaun Marcum, R ERA: 3.86	7.0	W	25	3	3	3	8	1	0	0	0	0	1	55	87	3.86	0.571																					
56 Brian Tallet, L ERA:	1.0	H	3	0	0	0	1	0	0	0	0	0	0	8	12	0.00	0.000																					
49 Jeremy Accardo, R ERA:	1.0	S	4	1	0	0	0	0	0	0	0	0	0	6	9	0.00	1.000																					

**Boston Red Sox @ Toronto Blue Jays**  
Rogers Centre, Toronto, ON  
Fri Apr 04 2008, 7:15 PM EDT  
Att. 50,171 - Roof Closed - 68 F

AB 31  
R 3  
H 4  
RBI 3  
BB 1  
SO 9  
LOB 3



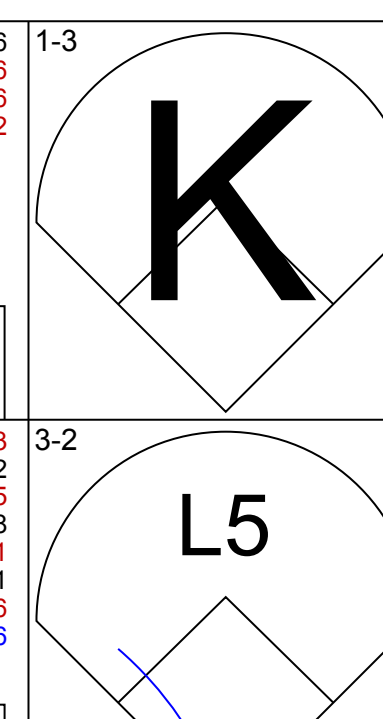
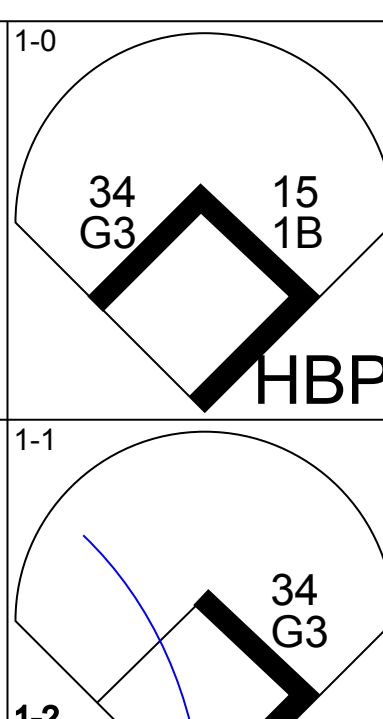
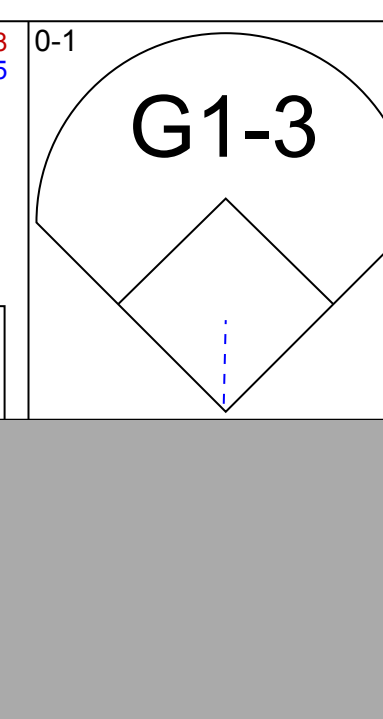
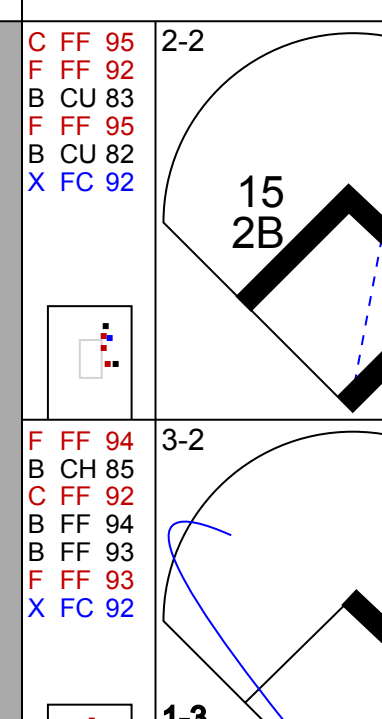
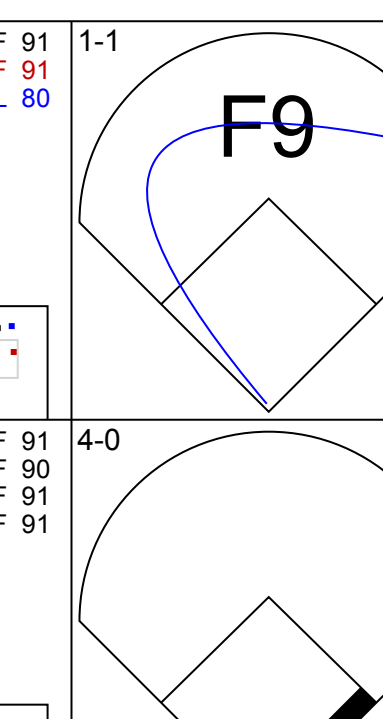
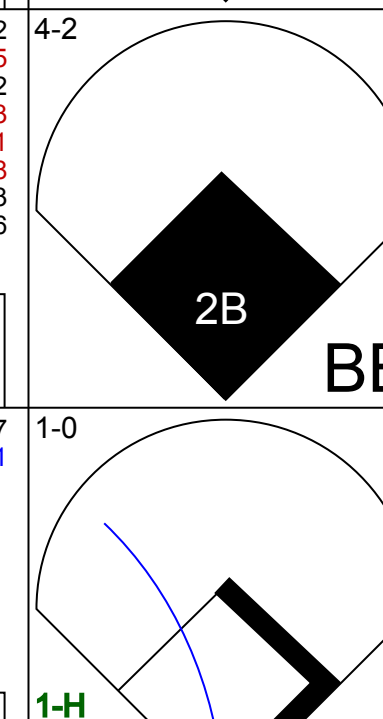
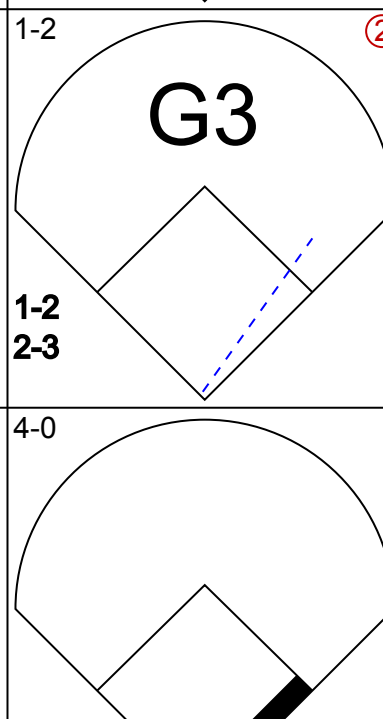
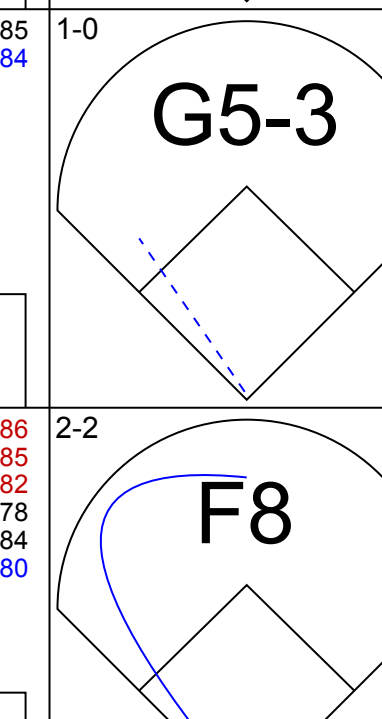
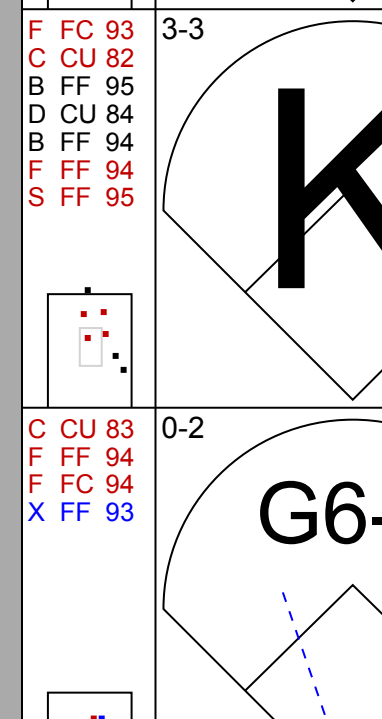
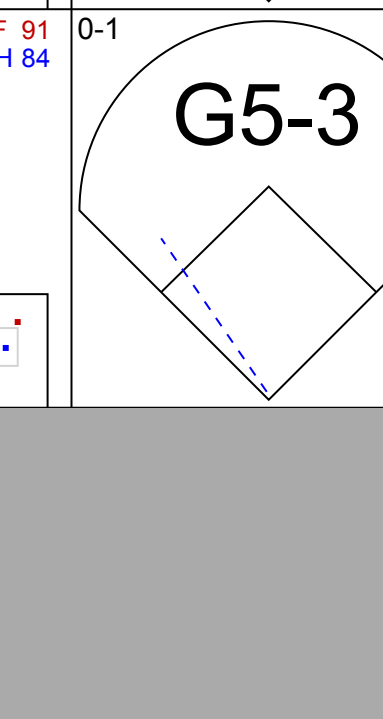
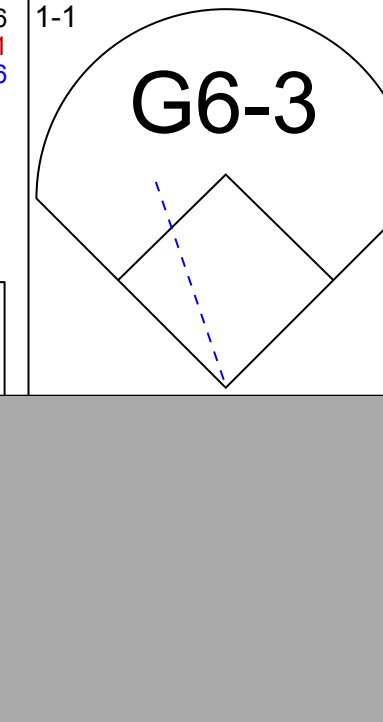
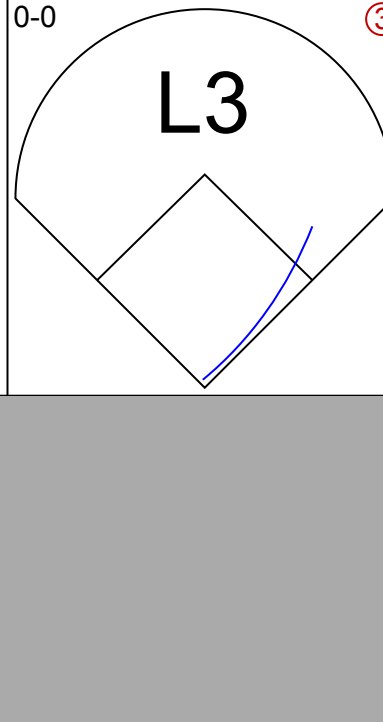








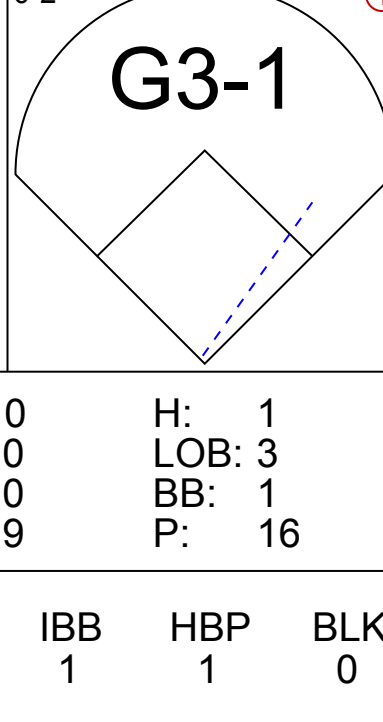
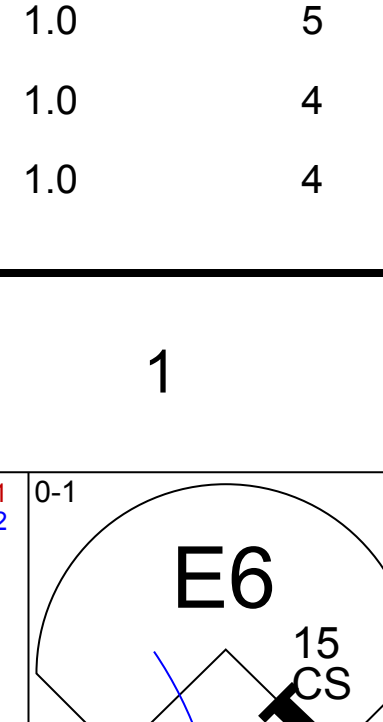
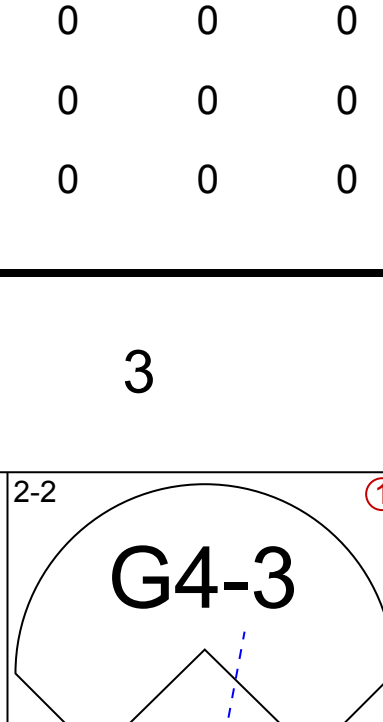
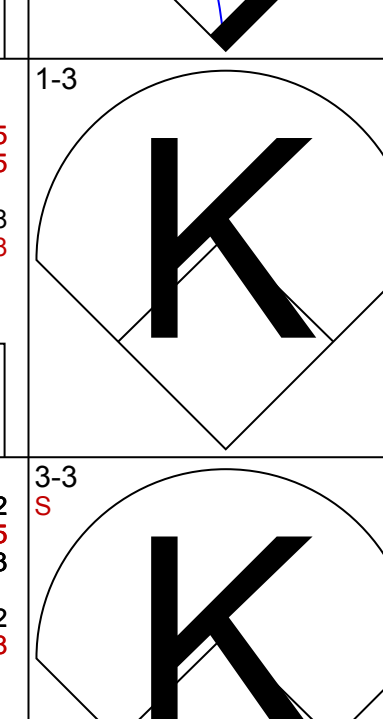
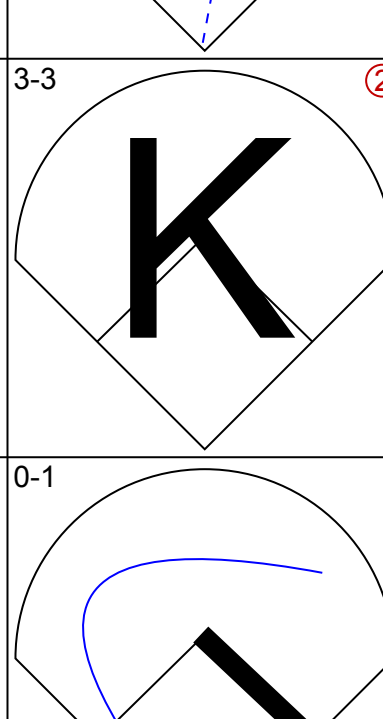




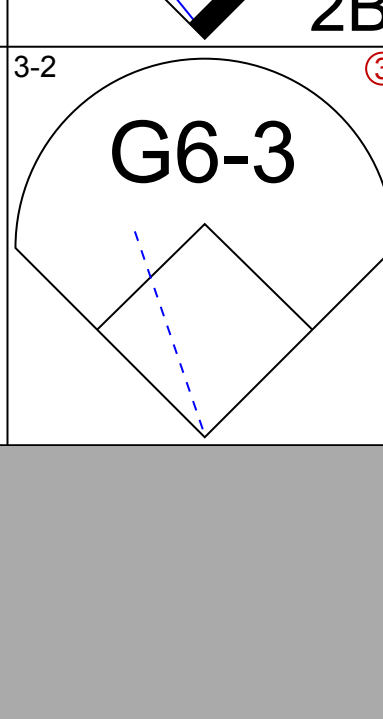
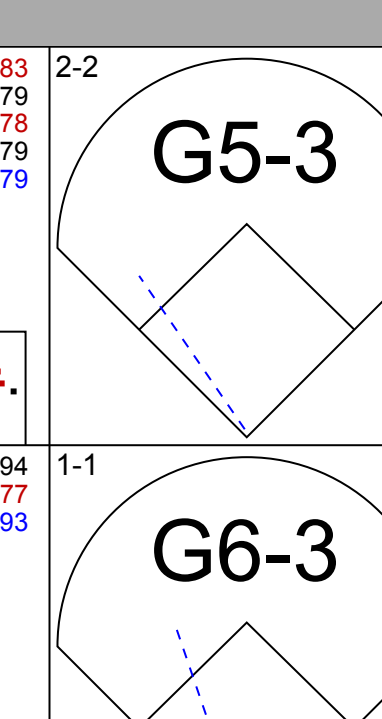




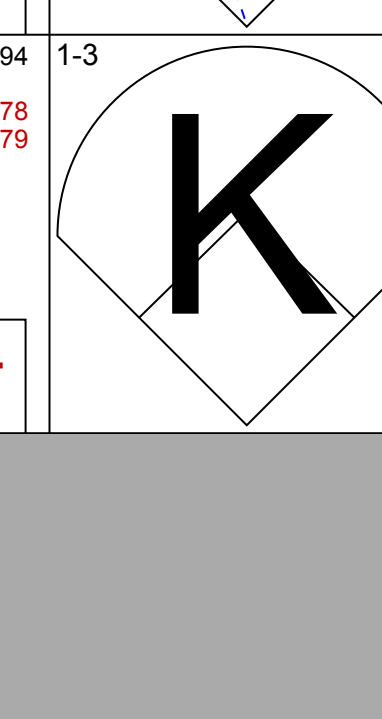
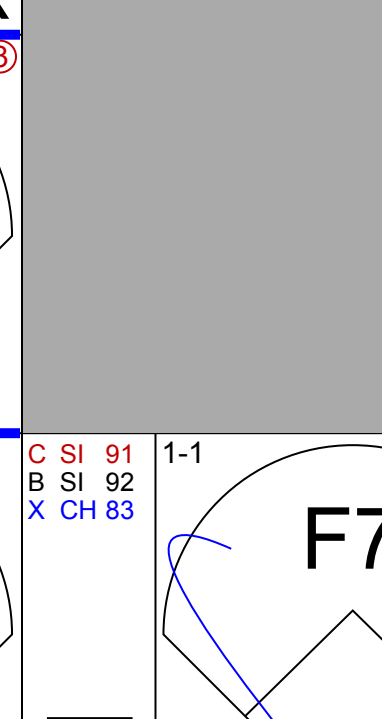




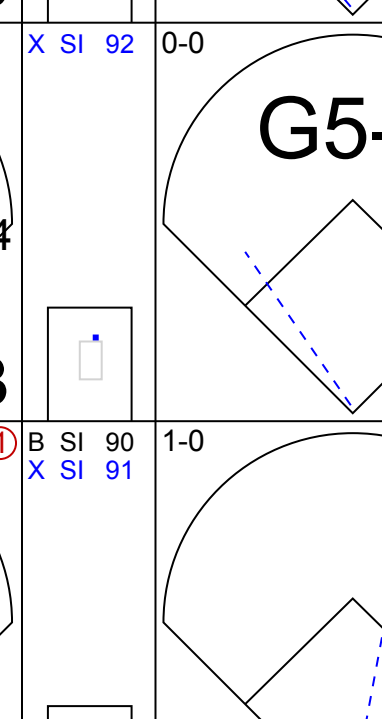

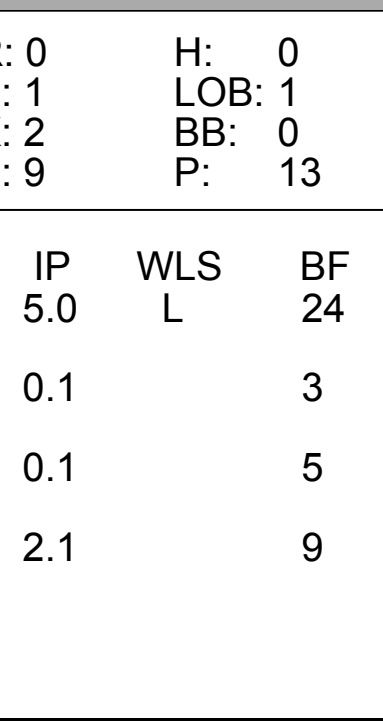
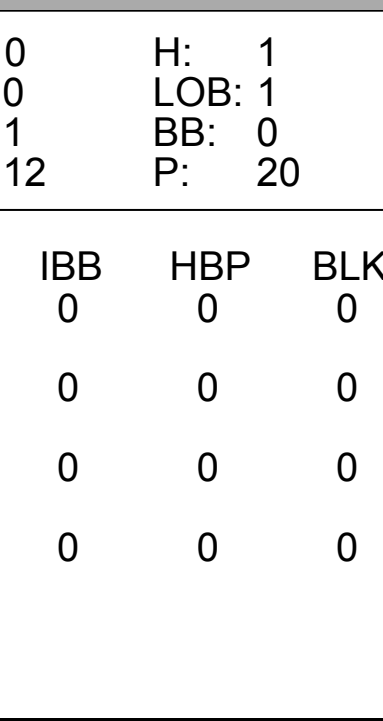
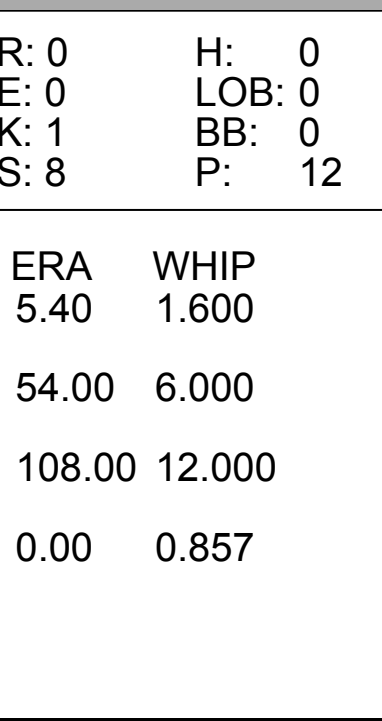
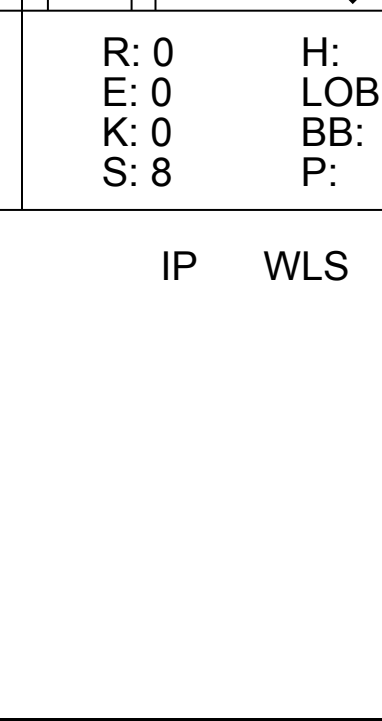

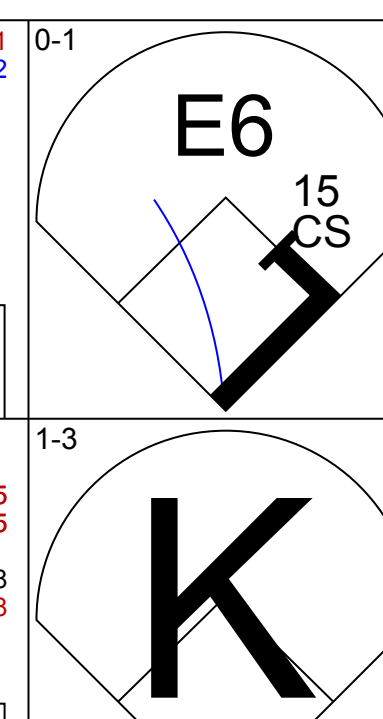
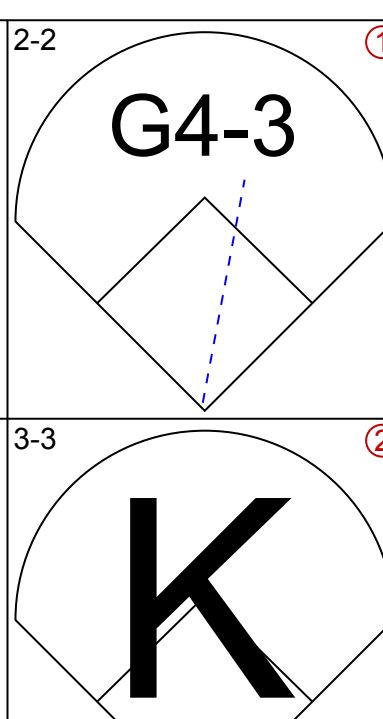
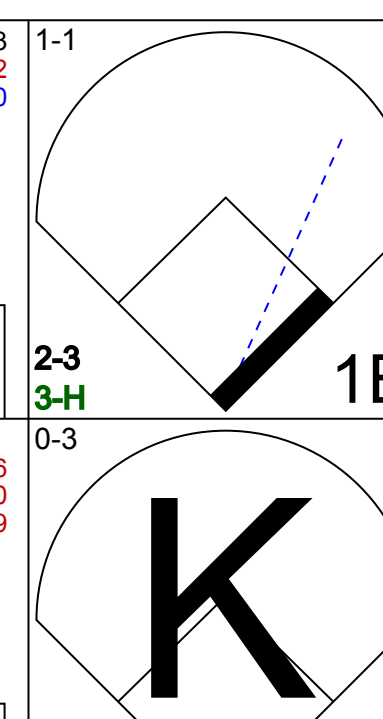
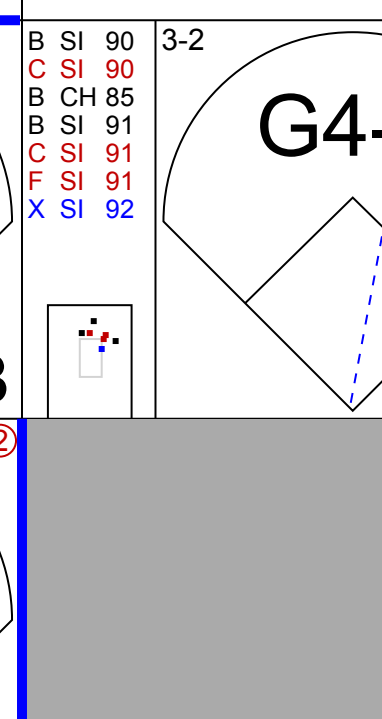
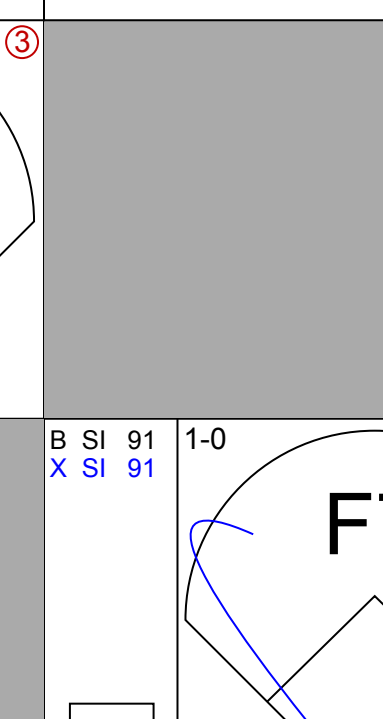
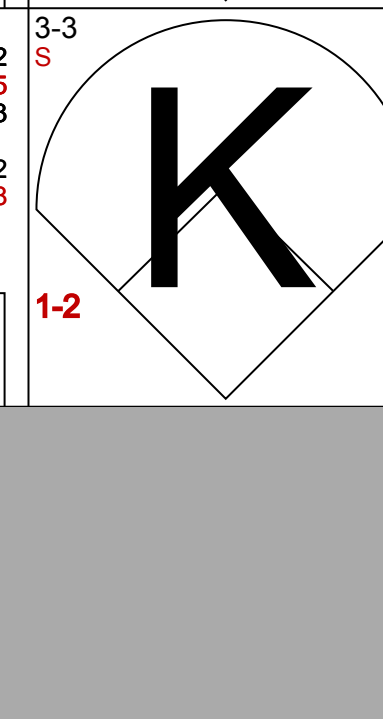
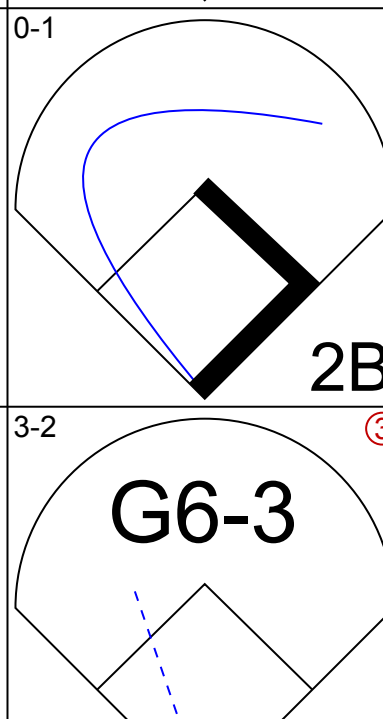
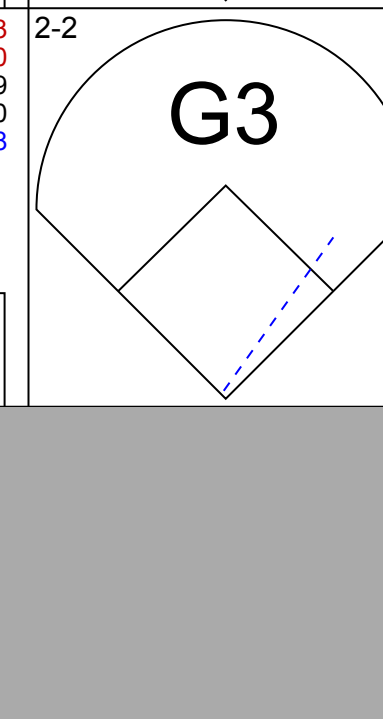




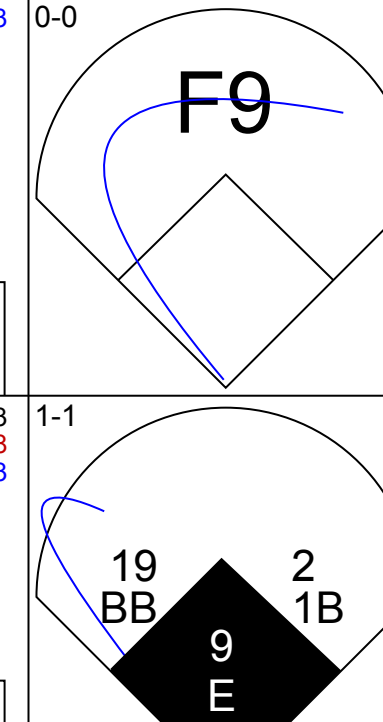




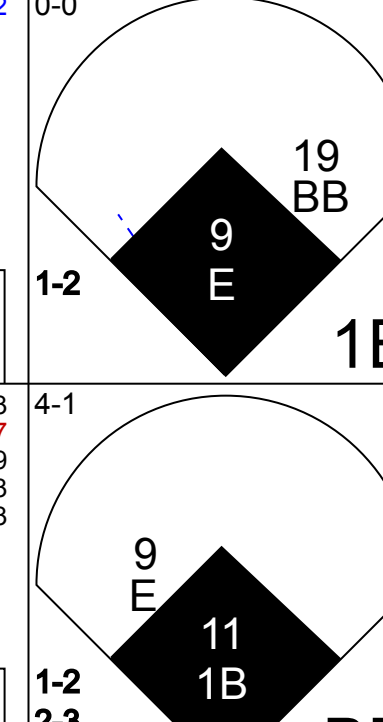
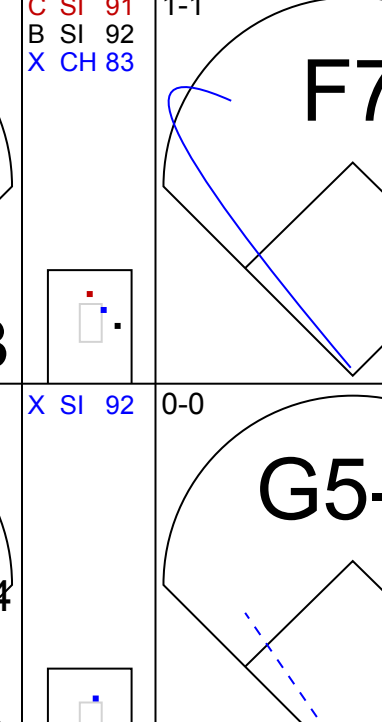


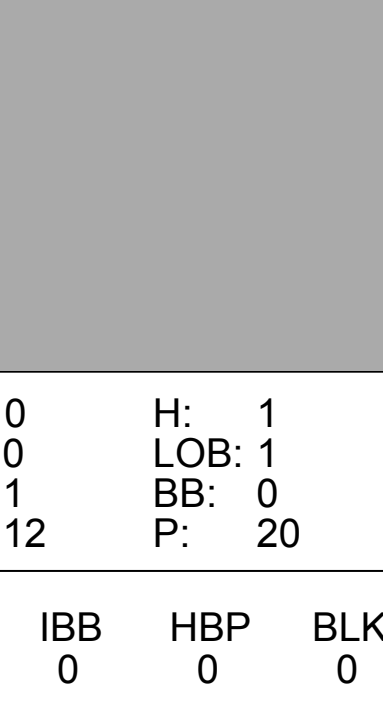
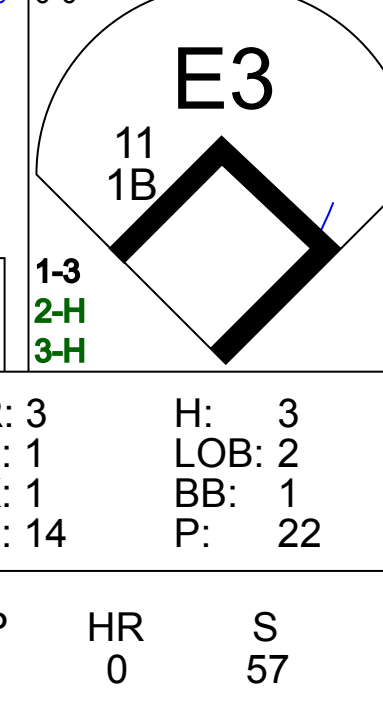
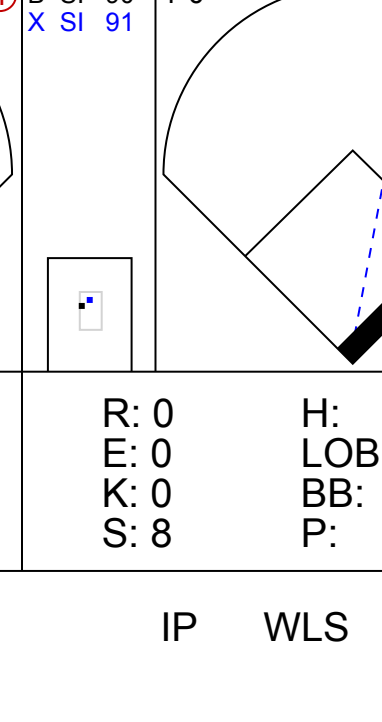






Batter	1	2	3	4	5	6	7	8	9	AB	R	H	RBI	BB	SO	LOB	BOTTOM																					
11 David Eckstein, R OBP: 0.278, SLG: 0.250	G4-3 HBP		K2-3			P4				3	1	1	1	1	1	0																						
Matt Stairs, L OBP: 0.286, SLG: 0.714	G4-3									3	1	1	1	0	0	1																						
23 Shannon Stewart, R (7, PH) OBP: 0.273, SLG: 0.273										1	1	1	0	0	0	0																						
21 Buck Coats, L										1	0	0	0	0	1	1																						
15 Alex Rios, R OBP: 0.500, SLG: 0.333	F7									3	1	0	0	1	0	3																						
10 Vernon Wells, R OBP: 0.313, SLG: 0.467										3	0	0	0	1	1	3																						
Frank Thomas, R OBP: 0.286, SLG: 0.250										3	1	1	2	1	1	2																						
6 John McDonald, R										0	0	0	0	0	0	0																						
35 Lyle Overbay, L OBP: 0.313, SLG: 0.400		L7								4	0	2	1	0	0	1																						
2 Aaron Hill, R OBP: 0.313, SLG: 0.375		L5								4	1	2	1	0	0	1																						
19 Marco Scutaro, R OBP: 0.429, SLG: 0.273										3	0	2	0	0	0	0																						
9 Gregg Zaun, S OBP: 0.200, SLG: 0.300										4	0	0	0	0	2	5																						
<b>Inning Stats</b>	R: 0 E: 0 K: 1 S: 7	H: 0 LOB: 2 BB: 1 P: 16	R: 0 E: 0 K: 1 S: 9	H: 1 LOB: 1 BB: 0 P: 15	R: 0 E: 0 K: 1 S: 9	H: 0 LOB: 0 BB: 0 P: 11	R: 0 E: 0 K: 0 S: 8	H: 1 LOB: 1 BB: 0 P: 10	R: 0 E: 0 K: 0 S: 7	H: 0 LOB: 0 BB: 0 P: 9	R: 3 E: 0 K: 1 S: 13	H: 4 LOB: 2 BB: 2 P: 27	R: 2 E: 0 K: 0 S: 16	H: 2 LOB: 1 BB: 1 P: 25	R: 1 E: 0 K: 2 S: 12	H: 2 LOB: 1 BB: 0 P: 19	1B: 8 2B: 1 3B: 0 HR: 1	SF: 0 SAC: 1 DP: 1 HBP: 1	WP: 1 PB: 0 SB: 2 CS: 0	PA: 38																		
<b>PITCHER</b>	IP	WLS	BF	H	R	ER	SO	BB	IBB	HBP	BLK	WP	HR	S	P	ERA	WHIP	<b>PITCHER</b>				IP	WLS	BF	H	R	ER	SO	BB	IBB	HBP	BLK	WP	HR	S	P	ERA	WHIP
49 Tim Wakefield, R ERA: 4.5	6.0	L	1	0	1	1	0	1	0	0	0	0	0	7	11	4.50	1.500																					
53 David Aardsma, R ERA: 5.4	0.0		1	0	0	0	0	0	0	0	0	0	0	3	4	5.40	1.500																					
4B Javier López, L ERA: 9.0	0.0		1	0	0	0	0	0	0	0	0	0	0	3	4	9.00	1.500																					
17 Manny Delcarmen, R ERA: 2.45	1.2		8	3	2	2	1	0	0	0	0	0	0	15	25	10.80	1.800																					
Bryan Corey, R ERA: 2.45	0.1		1	0	0	0	1	0	0	0	0	0	0	3	4	0.00	0.000																					

**Boston Red Sox @ Toronto Blue Jays**  
Rogers Centre, Toronto, ON  
Fri Apr 04 2008, 7:15 PM EDT  
Att. 50,171 - Roof Closed - 68 F

AB 32  
R 6  
H 10  
RBI 6  
BB 4  
SO 6  
LOB 17





Batter	1	2	3	4	5	6	7	8	9	AB	R	H	RBI	BB	SO	LOB	TOP			
23 Julio Lugo, R OBP: 0.308, SLG: 0.294										4	0	1	0	0	1	1	<b>Boston Red Sox @ Toronto Blue Jays</b> Rogers Centre, Toronto, ON Sat Apr 05 2008, 1:07 PM EDT Att: 35,238 - Roof Closed - 68 F			
15 Dustin Pedroia, R OBP: 0.308, SLG: 0.333										4	0	2	0	1	0	0				
34 David Ortiz, L OBP: 0.259, SLG: 0.227										4	1	0	0	1	1	5				
Manny Ramirez, R OBP: 0.308, SLG: 0.500										3	0	1	1	1	0	2				
2 Jacoby Ellsbury, L OBP: 0.182, SLG: 0.182										0	0	0	0	0	0	0				
25 Mike Lowell, R OBP: 0.269, SLG: 0.208										4	0	1	0	0	0	4				
7 J.D. Drew, L OBP: 0.333, SLG: 0.667										4	1	2	0	0	1	1				
Jason Varitek, S OBP: 0.421										2	0	0	0	1	0	2				
Kevin Cash, R OBP: 0.333, SLG: 0.667										1	0	0	0	0	1	1				
22 Sean Casey, L OBP: 0.200, SLG: 0.200										4	0	1	1	0	0	3				
Coco Crisp, S OBP: 0.235, SLG: 0.294										4	0	0	0	0	0	1				
<b>Inning Stats</b>	R: 1 E: 0 K: 1 S: 15	H: 1 LOB: 1 BB: 1 P: 25	R: 0 E: 0 K: 1 S: 7	H: 0 LOB: 0 BB: 1 P: 15	R: 0 E: 0 K: 0 S: 9	H: 1 LOB: 3 BB: 1 P: 16	R: 1 E: 0 K: 0 S: 10	H: 2 LOB: 1 BB: 0 P: 13	R: 0 E: 0 K: 0 S: 6	H: 1 LOB: 2 BB: 0 P: 10	R: 0 E: 0 K: 1 S: 17	H: 2 LOB: 2 BB: 0 P: 25	R: 0 E: 0 K: 1 S: 11	H: 1 LOB: 1 BB: 0 P: 16	R: 0 E: 0 K: 0 S: 6	H: 0 LOB: 1 BB: 1 P: 12	1B: 5 2B: 4 3B: 0 HR: 0	SF: 0 SAC: 0 DP: 1 HBP: 1	WP: 0 PB: 0 SB: 0 CS: 0	PA: 39
<b>PITCHER</b>	IP WLS BF H R ER SO BB IBB HBP BLK WP HR S P ERA WHIP	IP WLS BF H R ER SO BB IBB HBP BLK WP HR S P ERA WHIP	IP WLS BF H R ER SO BB IBB HBP BLK WP HR S P ERA WHIP	IP WLS BF H R ER SO BB IBB HBP BLK WP HR S P ERA WHIP	IP WLS BF H R ER SO BB IBB HBP BLK WP HR S P ERA WHIP	IP WLS BF H R ER SO BB IBB HBP BLK WP HR S P ERA WHIP	IP WLS BF H R ER SO BB IBB HBP BLK WP HR S P ERA WHIP	IP WLS BF H R ER SO BB IBB HBP BLK WP HR S P ERA WHIP	IP WLS BF H R ER SO BB IBB HBP BLK WP HR S P ERA WHIP	IP WLS BF H R ER SO BB IBB HBP BLK WP HR S P ERA WHIP	IP WLS BF H R ER SO BB IBB HBP BLK WP HR S P ERA WHIP	IP WLS BF H R ER SO BB IBB HBP BLK WP HR S P ERA WHIP	IP WLS BF H R ER SO BB IBB HBP BLK WP HR S P ERA WHIP	IP WLS BF H R ER SO BB IBB HBP BLK WP HR S P ERA WHIP	IP WLS BF H R ER SO BB IBB HBP BLK WP HR S P ERA WHIP	IP WLS BF H R ER SO BB IBB HBP BLK WP HR S P ERA WHIP	IP WLS BF H R ER SO BB IBB HBP BLK WP HR S P ERA WHIP			
51 Jesse Litsch, R ERA: 3.6	5.0 W 23	5 2 2 2	2 1 1 0	0 0 0 0	0 0 0 0	0 0 5 10	0 0 17 25	0 0 11 16	0 0 6 12	3.60 1.400										
56 Brian Tallet, L ERA: 4.5	6.1 H 3	0 0 0 0	0 0 0 0	0 0 0 0	0 0 0 0	0 0 5 10	0 0 17 25	0 0 11 16	0 0 6 12	0.00 0.000										
40 Brian Wolfe, R ERA: 4.5	7.1 H 5	2 0 0 1	0 0 0 0	0 0 0 0	0 0 0 0	0 0 5 10	0 0 17 25	0 0 11 16	0 0 6 12	0.00 2.000										
54 Jason Frasor, R ERA: 4.5	8.1 H 4	1 0 0 1	0 0 0 0	0 0 0 0	0 0 0 0	0 0 5 10	0 0 17 25	0 0 11 16	0 0 6 12	0.00 1.000										
Randy Wells, R ERA: 4.5	9.1 H 4	0 0 0 0	0 0 0 0	0 0 0 0	0 0 0 0	0 0 5 10	0 0 17 25	0 0 11 16	0 0 6 12	0.00 1.000										
<b>Batter</b>	<b>1</b>	<b>2</b>	<b>3</b>	<b>4</b>	<b>5</b>	<b>6</b>	<b>7</b>	<b>8</b>	<b>9</b>	<b>AB</b>	<b>R</b>	<b>H</b>	<b>RBI</b>	<b>BB</b>	<b>SO</b>	<b>LOB</b>	<b>BOTTOM</b>			
11 David Eckstein, R OBP: 0.304, SLG: 0.286										5	1	2	3	0	0	1	<b>Boston Red Sox @ Toronto Blue Jays</b> Rogers Centre, Toronto, ON Sat Apr 05 2008, 1:07 PM EDT Att: 35,238 - Roof Closed - 68 F			
Matt Stairs, L OBP: 0.182, SLG: 0.455									4	0	0	0	0	3	4					
21 Buck Coats, L									1	0	0	0	0	0	0					
15 Alex Rios, R OBP: 0.476, SLG: 0.471										5	1	2	1	0	1	3				
10 Vernon Wells, R OBP: 0.381, SLG: 0.444										3	2	1	1	2	0	1				
Frank Thomas, R OBP: 0.316, SLG: 0.471										5	1	2	2	0	0	1				
35 Lyle Overbay, L OBP: 0.350, SLG: 0.421									4	1	2	1	0	1	0					
2 Aaron Hill, R OBP: 0.350, SLG: 0.368									3	2	1	0	1	1	2					
19 Marco Scutaro, R OBP: 0.444, SLG: 0.231									2	2	0	0	2	1	2					
9 Gregg Zaun, S OBP: 0.231, SLG: 0.308										3	0	1	1	0	0	3				
<b>Inning Stats</b>	R: 0 E: 1 K: 2 S: 9	H: 0 LOB: 1 BB: 0 P: 13	R: 1 E: 0 K: 2 S: 14	H: 2 LOB: 2 BB: 1 P: 22	R: 0 E: 0 K: 1 S: 12	H: 1 LOB: 1 BB: 0 P: 20	R: 3 E: 1 K: 1 S: 14	H: 3 LOB: 2 BB: 1 P: 22	R: 0 E: 0 K: 1 S: 8	H: 0 LOB: 0 BB: 0 P: 12	R: 6 E: 0 K: 0 S: 16	H: 4 LOB: 2 BB: 2 P: 31	R: 0 E: 0 K: 0 S: 8	H: 1 LOB: 1 BB: 0 P: 13	R: 0 E: 0 K: 0 S: 8	H: 0 LOB: 1 BB: 1 P: 17	1B: 8 2B: 3 3B: 0 HR: 1	SF: 0 SAC: 1 DP: 1 HBP: 0	WP: 1 PB: 0 SB: 0 CS: 1	PA: 41
<b>PITCHER</b>	IP WLS BF H R ER SO BB IBB HBP BLK WP HR S P ERA WHIP	IP WLS BF H R ER SO BB IBB HBP BLK WP HR S P ERA WHIP	IP WLS BF H R ER SO BB IBB HBP BLK WP HR S P ERA WHIP	IP WLS BF H R ER SO BB IBB HBP BLK WP HR S P ERA WHIP	IP WLS BF H R ER SO BB IBB HBP BLK WP HR S P ERA WHIP	IP WLS BF H R ER SO BB IBB HBP BLK WP HR S P ERA WHIP	IP WLS BF H R ER SO BB IBB HBP BLK WP HR S P ERA WHIP	IP WLS BF H R ER SO BB IBB HBP BLK WP HR S P ERA WHIP	IP WLS BF H R ER SO BB IBB HBP BLK WP HR S P ERA WHIP	IP WLS BF H R ER SO BB IBB HBP BLK WP HR S P ERA WHIP	IP WLS BF H R ER SO BB IBB HBP BLK WP HR S P ERA WHIP	IP WLS BF H R ER SO BB IBB HBP BLK WP HR S P ERA WHIP	IP WLS BF H R ER SO BB IBB HBP BLK WP HR S P ERA WHIP	IP WLS BF H R ER SO BB IBB HBP BLK WP HR S P ERA WHIP	IP WLS BF H R ER SO BB IBB HBP BLK WP HR S P ERA WHIP	IP WLS BF H R ER SO BB IBB HBP BLK WP HR S P ERA WHIP				
61 Clay Buchholz, R ERA: 5.4	5.0 L 24	4 R 3 7	2 R 0 2	0 R 0 0	0 R 0 0	0 R 1 2	0 R 13 19	0 R 11 16	0 R 17 25	5.40 1.600										
Kyle Snyder, R ERA: 21.6	6.1 H 3	0 R 2 4	0 R 0 0	0 R 0 0	0 R 0 0	0 R 1 2	0 R 13 19	0 R 11 16	0 R 17 25	54.00 6.000										
Bryan Corey, R ERA: 11.25	6.1 H 5	4 R 4 4	0 R 0 0	0 R 0 0	0 R 0 0	0 R 1 2	0 R 13 19	0 R 11 16	0 R 17 25	108.00 12.000										
Julian Tavarez, R ERA: 11.25	6.1 H 9	1 R 0 0	0 R 0 0	0 R 0 0	0 R 0 0	0 R 1 2	0 R 13 19	0 R 11 16	0 R 17 25	0.00 0.857										





Batter	1	2	3	4	5	6	7	8	9	AB	R	H	RBI	BB	SO	LOB	TOP								
15 Dustin Pedroia, R OBP: 0.300, SLG: 0.321										4	0	1	0	0	0	0	<b>Boston Red Sox @ Toronto Blue Jays</b> Rogers Centre, Toronto, ON Sun Apr 06 2008, 1:07 PM EDT Att: 30,114 - Roof Closed - 68 F								
20 Kevin Youkilis, R OBP: 0.423, SLG: 0.545										3	1	1	0	1	1										
34 David Ortiz, L OBP: 0.258, SLG: 0.231										4	0	1	1	0	1	2									
Manny Ramirez, R OBP: 0.300, SLG: 0.500										4	0	1	0	0	1	1									
25 Mike Lowell, R OBP: 0.267, SLG: 0.214										4	0	1	0	0	1	1									
7 J.D. Drew, L OBP: 0.375, SLG: 0.813										4	1	2	1	0	1	1									
Jason Varitek, S OBP: 0.320, SLG: 0.565										4	1	2	1	0	1	1									
2 Jacoby Ellsbury, L OBP: 0.200, SLG: 0.400										4	1	1	1	0	1	2									
23 Julio Lugo, R OBP: 0.304, SLG: 0.238										4	0	0	0	0	0	2									
<b>Inning Stats</b>	R: 0 E: 0 K: 1 S: 11	H: 1 LOB: 0 BB: 0 P: 14	R: 0 E: 0 K: 1 S: 11	H: 1 LOB: 1 BB: 0 P: 14	R: 1 E: 0 K: 0 S: 11	H: 1 LOB: 1 BB: 1 P: 19	R: 0 E: 0 K: 1 S: 7	H: 0 LOB: 0 BB: 0 P: 10	R: 1 E: 0 K: 0 S: 8	H: 1 LOB: 0 BB: 0 P: 13	R: 0 E: 0 K: 2 S: 11	H: 1 LOB: 0 BB: 0 P: 16	R: 1 E: 0 K: 1 S: 8	H: 1 LOB: 0 BB: 0 P: 10	R: 1 E: 0 K: 0 S: 10	H: 2 LOB: 0 BB: 0 P: 11		R: 0 E: 0 K: 1 S: 16	H: 2 LOB: 2 BB: 0 P: 24	1B: 5 2B: 1 3B: 1 HR: 3	SF: 0 SAC: 0 DP: 2 HBP: 0	WP: 0 PB: 0 SB: 0 CS: 0	PA: 36		
<b>PITCHER</b>	IP WLS BF H R ER SO BB IBB HBP BLK WP HR S P ERA WHIP	8.0 W 31 8 4 4 6 1 0 0 0 0 3 77 107 4.50 1.125	1.0 S 5 2 0 0 1 0 0 0 0 0 0 16 24 0.00 2.000																						

Batter	1	2	3	4	5	6	7	8	9	AB	R	H	RBI	BB	SO	LOB	BOTTOM							
23 Shannon Stewart, R OBP: 0.267, SLG: 0.214										3	0	0	0	1	1	1	<b>Boston Red Sox @ Toronto Blue Jays</b> Rogers Centre, Toronto, ON Sun Apr 06 2008, 1:07 PM EDT Att: 30,114 - Roof Closed - 68 F							
21 Buck Coats, L (7, 7)										4	1	2	1	0	0	2								
2 Aaron Hill, R OBP: 0.267, SLG: 0.435										2	2	1	0	2	0	2								
15 Alex Rios, R OBP: 0.520, SLG: 0.526										3	2	1	2	1	0	1								
10 Vernon Wells, R OBP: 0.400, SLG: 0.571										4	1	1	4	0	0	1								
Frank Thomas, R OBP: 0.304, SLG: 0.571										4	1	1	4	0	0	1								
35 Lyle Overbay, L OBP: 0.292, SLG: 0.348										4	0	0	0	0	3	0								
19 Marco Scutaro, R OBP: 0.364, SLG: 0.176										4	1	0	0	0	2	0								
20 Rod Barajas, R OBP: 0.250, SLG: 0.375										4	0	0	0	0	3	2								
6 John McDonald, R (1, 6)										3	0	0	0	1	3	1								
<b>Inning Stats</b>	R: 0 E: 1 K: 0 S: 11	H: 1 LOB: 1 BB: 0 P: 16	R: 0 E: 0 K: 2 S: 8	H: 0 LOB: 0 BB: 0 P: 13	R: 0 E: 0 K: 1 S: 9	H: 0 LOB: 1 BB: 1 P: 13	R: 2 E: 1 K: 2 S: 19	H: 1 LOB: 1 BB: 1 P: 28	R: 4 E: 0 K: 2 S: 19	H: 2 LOB: 0 BB: 2 P: 30	R: 1 E: 1 K: 2 S: 14	H: 1 LOB: 2 BB: 1 P: 26	R: 0 E: 1 K: 0 S: 7	H: 0 LOB: 0 BB: 0 P: 9	R: 0 E: 0 K: 3 S: 9	H: 0 LOB: 0 BB: 0 P: 12	1B: 1 2B: 2 3B: 0 HR: 2	SF: 0 SAC: 0 DP: 2 HBP: 0	WP: 0 PB: 0 SB: 1 CS: 0	PA: 36				
<b>PITCHER</b>	IP WLS BF H R ER SO BB IBB HBP BLK WP HR S P ERA WHIP	4.2 L 22 3 5 5 6 4 0 0 0 0 1 7 8 27.00 3.000	0.1 1 1 1 1 0 0 0 0 0 0 0 1 7 8 27.00 3.000	1.0 6 1 1 0 2 1 0 0 0 0 0 0 14 26 0.00 2.000	1.0 3 0 0 0 2 1 0 0 0 0 0 0 7 9 0.00 0.000	1.0 3 0 0 0 3 0 0 0 0 0 0 0 9 12 0.00 0.000																		





Batter	1	2	3	4	5	6	7	8	9	AB	R	H	RBI	BB	SO	LOB	TOP			
6 Travis Buck, L OBP: 0.103, SLG: 0.111	P2	14 3B 2B		G4-3		5 BB 32 FC3-6 1B		G3-1	F7	6	2	2	1	0	0	1	<b>Oakland Athletics @ Toronto Blue Jays</b> Rogers Centre, Toronto, ON Tue Apr 08 2008, 7:07 PM EDT Att: 31,336 - Roof Closed - 68 F  <b>AB 39</b> <b>R 9</b> <b>H 13</b> <b>RBI 8</b> <b>BB 6</b> <b>SO 4</b> <b>LOB 14</b> 			
14 Mark Ellis, R OBP: 0.278, SLG: 0.452	G5-3	10 SF7 3B				L4		L5		5	1	2	1	0	0	1				
10 Daric Barton, L OBP: 0.389, SLG: 0.393	5 2B 1B	SF7		K		32 E BB		BB		2	2	1	1	2	1	1				
5 Mike Sweeney, R OBP: 0.414, SLG: 0.273	1H 2B	G6-3		F9		32 FC3-6 BB		BB		3	0	1	1	2	0	1				
32 Jack Cust, L Emil Brown, R OBP: 0.286, SLG: 0.304 OBP: 0.250, SLG: 0.391	G4-3			G3-1		G4-3		FC3-6	F7	5	0	0	1	0	0	4				
7 Bobby Crosby, R OBP: 0.303, SLG: 0.323		8 WP 22 BB 8 G6-3 1B		G6-3		G6-3		F7		5	1	1	0	0	0	1				
22 Jack Hannahan, L OBP: 0.333, SLG: 0.360		15 WP 2B BB		1B		8 1B BB		K	K	3	1	1	0	2	2	0				
8 Kurt Suzuki, R OBP: 0.452, SLG: 0.483		G6-3		1B		G6-3		G6-3	15 3B 1B	5	1	3	1	0	0	1				
15 Ryan Sweeney, L OBP: 0.438, SLG: 0.625	2H 2B	6 2B 2B		G3		G3-1		K	1H 3B	5	1	2	2	0	1	4				
<b>Inning Stats</b>	R: 1 E: 0 K: 0 S: 14	H: 2 LOB: 1 BB: 0 P: 16	R: 5 E: 0 K: 0 S: 17	H: 4 LOB: 0 BB: 1 P: 31	R: 0 E: 0 K: 0 S: 13	H: 2 LOB: 2 BB: 0 P: 20	R: 0 E: 0 K: 1 S: 9	H: 1 LOB: 1 BB: 0 P: 15	R: 0 E: 0 K: 0 S: 8	H: 0 LOB: 0 BB: 0 P: 15	R: 0 E: 0 K: 2 S: 10	H: 0 LOB: 0 BB: 0 P: 15	R: 0 E: 0 K: 0 S: 11	H: 0 LOB: 2 BB: 0 P: 22	R: 1 E: 0 K: 1 S: 13	H: 2 LOB: 1 BB: 0 P: 21		1B: 7 2B: 4 3B: 2 HR: 0	SF: 1 2B: 4 3B: 2 HBP: 0	WP: 1 PB: 0 SB: 0 CS: 0
<b>PITCHER</b>	IP WLS BF H R ER SO BB IBB HBP BLK WP HR S P ERA WHIP	IP WLS BF H R ER SO BB IBB HBP BLK WP HR S P ERA WHIP	IP WLS BF H R ER SO BB IBB HBP BLK WP HR S P ERA WHIP	IP WLS BF H R ER SO BB IBB HBP BLK WP HR S P ERA WHIP	IP WLS BF H R ER SO BB IBB HBP BLK WP HR S P ERA WHIP	IP WLS BF H R ER SO BB IBB HBP BLK WP HR S P ERA WHIP	IP WLS BF H R ER SO BB IBB HBP BLK WP HR S P ERA WHIP	IP WLS BF H R ER SO BB IBB HBP BLK WP HR S P ERA WHIP	IP WLS BF H R ER SO BB IBB HBP BLK WP HR S P ERA WHIP	IP WLS BF H R ER SO BB IBB HBP BLK WP HR S P ERA WHIP	IP WLS BF H R ER SO BB IBB HBP BLK WP HR S P ERA WHIP	IP WLS BF H R ER SO BB IBB HBP BLK WP HR S P ERA WHIP	IP WLS BF H R ER SO BB IBB HBP BLK WP HR S P ERA WHIP	IP WLS BF H R ER SO BB IBB HBP BLK WP HR S P ERA WHIP	IP WLS BF H R ER SO BB IBB HBP BLK WP HR S P ERA WHIP	IP WLS BF H R ER SO BB IBB HBP BLK WP HR S P ERA WHIP	IP WLS BF H R ER SO BB IBB HBP BLK WP HR S P ERA WHIP			
A.J. Burnett, R ERA: 6.75	4.2	26	10	6	6	1	2	0	0	0	0	0	0	0	0	0	11.57	2.571		
56 Brian Tallet, L ERA: 1.8	1.0	6	1	2	1	0	2	0	0	0	0	0	0	0	0	0	14	25		
40 Brian Wolfe, R ERA: 2.7	1.1	4	0	0	0	2	0	0	0	0	0	0	0	0	0	0	12	19		
22 Brandon League, R ERA: 2.5	1.0	5	0	0	0	0	2	0	0	0	0	0	0	0	0	0	11	22		
49 Jeremy Accardo, R ERA: 2.25	1.0	L 5	2	1	1	1	0	0	0	0	0	0	0	0	0	0	13	21		
<b>PITCHER</b>	IP WLS BF H R ER SO BB IBB HBP BLK WP HR S P ERA WHIP	IP WLS BF H R ER SO BB IBB HBP BLK WP HR S P ERA WHIP	IP WLS BF H R ER SO BB IBB HBP BLK WP HR S P ERA WHIP	IP WLS BF H R ER SO BB IBB HBP BLK WP HR S P ERA WHIP	IP WLS BF H R ER SO BB IBB HBP BLK WP HR S P ERA WHIP	IP WLS BF H R ER SO BB IBB HBP BLK WP HR S P ERA WHIP	IP WLS BF H R ER SO BB IBB HBP BLK WP HR S P ERA WHIP	IP WLS BF H R ER SO BB IBB HBP BLK WP HR S P ERA WHIP	IP WLS BF H R ER SO BB IBB HBP BLK WP HR S P ERA WHIP	IP WLS BF H R ER SO BB IBB HBP BLK WP HR S P ERA WHIP	IP WLS BF H R ER SO BB IBB HBP BLK WP HR S P ERA WHIP	IP WLS BF H R ER SO BB IBB HBP BLK WP HR S P ERA WHIP	IP WLS BF H R ER SO BB IBB HBP BLK WP HR S P ERA WHIP	IP WLS BF H R ER SO BB IBB HBP BLK WP HR S P ERA WHIP	IP WLS BF H R ER SO BB IBB HBP BLK WP HR S P ERA WHIP	IP WLS BF H R ER SO BB IBB HBP BLK WP HR S P ERA WHIP	IP WLS BF H R ER SO BB IBB HBP BLK WP HR S P ERA WHIP			
11 David Eckstein, R OBP: 0.286, SLG: 0.269	G6-3	E5		G4-6-3 1B		G4-6-3 1B		F8	G6-3	5	0	1	1	0	0	0	<b>Oakland Athletics @ Toronto Blue Jays</b> Rogers Centre, Toronto, ON Tue Apr 08 2008, 7:07 PM EDT Att: 31,336 - Roof Closed - 68 F  <b>AB 38</b> <b>R 8</b> <b>H 12</b> <b>RBI 8</b> <b>BB 2</b> <b>SO 6</b> <b>LOB 10</b> 			
Matt Stairs, L OBP: 0.188, SLG: 0.375	15 1B 10 HR 1B	G4-6-3		G4-6-3		G4-6-3		G4-3	G4-3	5	1	1	0	0	0	2				
15 Alex Rios, R OBP: 0.500, SLG: 0.478	10 HR 1B			K		L9		G6-3	BB	4	1	1	0	1	1	0				
10 Vernon Wells, R OBP: 0.400, SLG: 0.692	HR 1B			K		P4		HR 2B	K	5	2	2	3	0	2	1				
Frank Thomas, R OBP: 0.296, SLG: 0.640	P3			K		F8		HR		4	1	1	2	0	1	0				
35 Lyle Overbay, L OBP: 0.321, SLG: 0.370	2 1B 1B			2 HR 1B		K		K	K	4	1	2	0	0	2	0				
2 Aaron Hill, R OBP: 0.464, SLG: 0.630	1B			HR 1B		1B		1B	1B	4	1	4	2	0	0	0				
19 Marco Scutaro, R OBP: 0.346, SLG: 0.150	F8			9 G3 11 1B BB		F7		F8		3	1	0	0	1	0	4				
9 Gregg Zaun, S OBP: 0.188, SLG: 0.250	F7			G3		G6-3		G6-3		3	0	0	0	0	0	2				
23 Shannon Stewart, R, PH OBP: 0.250, SLG: 0.200										1	0	0	0	0	0	1				
20 Rod Barajas, R OBP: 0.250, SLG: 0.375										0	0	0	0	0	0	0				
<b>Inning Stats</b>	R: 3 E: 0 K: 0 S: 17	H: 5 LOB: 2 BB: 0 P: 23	R: 0 E: 1 K: 0 S: 10	H: 0 LOB: 0 BB: 0 P: 11	R: 0 E: 0 K: 3 S: 12	H: 0 LOB: 0 BB: 0 P: 18	R: 3 E: 1 K: 0 S: 13	H: 3 LOB: 0 BB: 1 P: 25	R: 0 E: 0 K: 0 S: 8	H: 1 LOB: 1 BB: 0 P: 13	R: 0 E: 0 K: 1 S: 9	H: 0 LOB: 0 BB: 0 P: 7	R: 0 E: 0 K: 1 S: 12	H: 3 LOB: 1 BB: 0 P: 20	R: 0 E: 0 K: 1 S: 10	H: 0 LOB: 1 BB: 1 P: 16	1B: 8 2B: 1 3B: 0 HR: 3	SF: 0 2B: 1 3B: 0 HBP: 0	WP: 0 PB: 0 SB: 0 CS: 0	PA: 40
<b>PITCHER</b>	IP WLS BF H R ER SO BB IBB HBP BLK WP HR S P ERA WHIP	IP WLS BF H R ER SO BB IBB HBP BLK WP HR S P ERA WHIP	IP WLS BF H R ER SO BB IBB HBP BLK WP HR S P ERA WHIP	IP WLS BF H R ER SO BB IBB HBP BLK WP HR S P ERA WHIP	IP WLS BF H R ER SO BB IBB HBP BLK WP HR S P ERA WHIP	IP WLS BF H R ER SO BB IBB HBP BLK WP HR S P ERA WHIP	IP WLS BF H R ER SO BB IBB HBP BLK WP HR S P ERA WHIP	IP WLS BF H R ER SO BB IBB HBP BLK WP HR S P ERA WHIP	IP WLS BF H R ER SO BB IBB HBP BLK WP HR S P ERA WHIP	IP WLS BF H R ER SO BB IBB HBP BLK WP HR S P ERA WHIP	IP WLS BF H R ER SO BB IBB HBP BLK WP HR S P ERA WHIP	IP WLS BF H R ER SO BB IBB HBP BLK WP HR S P ERA WHIP	IP WLS BF H R ER SO BB IBB HBP BLK WP HR S P ERA WHIP	IP WLS BF H R ER SO BB IBB HBP BLK WP HR S P ERA WHIP	IP WLS BF H R ER SO BB IBB HBP BLK WP HR S P ERA WHIP	IP WLS BF H R ER SO BB IBB HBP BLK WP HR S P ERA WHIP	IP WLS BF H R ER SO BB IBB HBP BLK WP HR S P ERA WHIP			
Chad Gaudin, R ERA: 11.25	4.0	20	8	6	5	3	1	0	0	0	0	0	0	0	0	0	11.25	2.250		
59 Andrew Brown, R ERA: 1.5	2.0	7	1	0	0	1	0	0	0	0	0	0	0	0	0	0	17	27		
29 Keith Foulke, R ERA: 1.5	1.0	H 3	0	0	0	0	0	0	0	0	0	0	0	0	0	0	5	7		
Alan Embree, L ERA: 5.4	1.0	W 6	3	2	2	1	0	0	0	0	1	12	20	18.00	3.000					
Huston Street, R ERA: 9.64	1.0	S 4	0	0	0	1	1	0	0	0	0	10	16	0.00	1.000					



Batter	1	2	3	4	5	6	7	8	9	AB	R	H	RBI	BB	SO	LOB	TOP				
6 Travis Buck, L OBP: 0.176, SLG: 0.226										4	1	2	0	0	1	1					
14 Mark Ellis, R OBP: 0.341, SLG: 0.556										5	1	4	1	0	0	0					
10 Daric Barton, L OBP: 0.366, SLG: 0.344										4	1	0	0	1	2	3					
32 Jack Cust, L OBP: 0.303, SLG: 0.269										3	1	0	0	2	3	4					
19 Chris Denorfia, R OBP: 0.143, SLG: 0.143										0	1	0	0	0	0	0					
Emil Brown, R OBP: 0.276, SLG: 0.393										5	1	2	1	0	0	4					
7 Bobby Crosby, R OBP: 0.342, SLG: 0.417										5	0	3	3	0	0	3					
22 Jack Hannahan, L OBP: 0.314, SLG: 0.310										4	0	0	1	1	2	4					
8 Kurt Suzuki, R OBP: 0.417, SLG: 0.424										4	0	0	0	1	1	4					
15 Ryan Sweeney, L OBP: 0.400, SLG: 0.526										3	0	0	0	1	1	6					
<b>Inning Stats</b>	R: 0 H: 2 E: 0 K: 2 S: 11	H: 2 LOB: 1 BB: 0 P: 19	R: 0 H: 0 E: 0 K: 1 S: 8	H: 0 LOB: 0 BB: 0 P: 12	R: 0 H: 0 E: 0 K: 2 S: 9	H: 0 LOB: 0 BB: 0 P: 13	R: 2 H: 3 E: 0 K: 1 S: 17	H: 3 LOB: 3 BB: 2 P: 28	R: 0 H: 2 E: 0 K: 1 S: 20	H: 2 LOB: 1 BB: 1 P: 29	R: 0 H: 0 E: 0 K: 0 S: 10	H: 0 LOB: 0 BB: 0 P: 12	R: 0 H: 2 E: 0 K: 1 S: 10	H: 2 LOB: 2 BB: 1 P: 23	R: 4 H: 2 E: 0 K: 1 S: 17	H: 2 LOB: 1 BB: 1 P: 35	1B: 6 2B: 4 3B: 1 HR: 0	SF: 0 SAC: 0 DP: 1 HBP: 1	WP: 1 PB: 0 SB: 2 CS: 0	PA: 44	
<b>PITCHER</b>	IP: 5.0 WLS: 3 BF: 24 ERA: 3.27	WLS: 3 BF: 24 ERA: 3.27	H: 7 R: 2 ER: 2 SO: 7	H: 2 R: 0 ER: 0 SO: 2	H: 2 R: 0 ER: 0 SO: 2	H: 0 R: 0 ER: 0 SO: 2	BB: 3 IBB: 0 HBP: 0 BLK: 0	BB: 0 IBB: 0 HBP: 0 BLK: 0	WP: 0 HR: 0 S: 65 P: 101	HR: 0 S: 15 P: 0.00 ERA: 1.500	HR: 0 S: 20 P: 0.00 ERA: 0.857	HR: 0 S: 10 P: 108.00 ERA: 3.000	HR: 0 S: 12 P: 0.00 ERA: 1.500								

Oakland Athletics @ Toronto Blue Jays  
Rogers Centre, Toronto, ON  
Wed Apr 09 2008, 7:07 PM EDT  
Att: 16,102 - Roof Closed - 68 F

AB	37
R	6
H	11
RBI	6
BB	6
SO	10
LOB	29



Batter	1	2	3	4	5	6	7	8	9	AB	R	H	RBI	BB	SO	LOB	BOTTOM					
11 David Eckstein, R OBP: 0.303, SLG: 0.267										4	1	1	0	0	1	1						
23 Shannon Stewart, R OBP: 0.400, SLG: 0.250										1	1	1	0	3	0	0						
21 Buck Coats, L										0	0	0	0	1	0	0						
Matt Stairs, L OBP: 0.235, SLG: 0.375										5	0	1	0	0	3	6						
15 Alex Rios, R OBP: 0.457, SLG: 0.429										4	1	1	1	1	1	6						
10 Vernon Wells, R OBP: 0.400, SLG: 0.633										4	1	1	1	1	1	6						
Frank Thomas, R OBP: 0.281, SLG: 0.552										4	0	0	0	1	1	4						
2 Aaron Hill, R OBP: 0.436, SLG: 0.586										2	0	0	1	1	1	0						
35 Lyle Overbay, L OBP: 0.313, SLG: 0.333										3	0	0	0	1	0	3						
19 Marco Scutaro, R OBP: 0.333, SLG: 0.130										3	0	0	0	1	1	0						
9 Gregg Zaun, S OBP: 0.200, SLG: 0.250										4	0	1	0	0	0	2						
<b>Inning Stats</b>	R: 3 H: 1 E: 1 K: 1 S: 20	H: 1 LOB: 1 BB: 2 P: 35	R: 0 H: 0 E: 0 K: 0 S: 7	H: 0 LOB: 0 BB: 0 P: 9	R: 0 H: 0 E: 0 K: 2 S: 9	H: 0 LOB: 0 BB: 1 P: 17	R: 0 H: 0 E: 0 K: 0 S: 5	H: 0 LOB: 0 BB: 0 P: 8	R: 0 H: 1 E: 0 K: 1 S: 12	H: 1 LOB: 1 BB: 0 P: 18	R: 0 H: 0 E: 0 K: 1 S: 6	H: 0 LOB: 1 BB: 2 P: 16	R: 0 H: 2 E: 0 K: 2 S: 13	H: 2 LOB: 3 BB: 1 P: 22	R: 0 H: 0 E: 0 K: 1 S: 15	H: 0 LOB: 2 BB: 2 P: 26	R: 0 H: 1 E: 0 K: 0 S: 14	H: 1 LOB: 2 BB: 1 P: 22	1B: 5 2B: 0 3B: 0 HR: 0	SF: 1 SAC: 0 DP: 1 HBP: 1	WP: 0 PB: 0 SB: 1 CS: 0	PA: 41
<b>PITCHER</b>	IP: 6.0 WLS: 3 BF: 25 ERA: 3.0	WLS: 3 BF: 25 ERA: 3.0	H: 2 R: 3 ER: 2 SO: 5	H: 2 R: 0 ER: 0 SO: 2	H: 2 R: 0 ER: 0 SO: 2	H: 0 R: 0 ER: 0 SO: 2	BB: 5 IBB: 0 HBP: 0 BLK: 0	BB: 0 IBB: 0 HBP: 0 BLK: 0	WP: 0 HR: 0 S: 59 P: 103	HR: 0 S: 13 P: 0.00 ERA: 3.000	HR: 0 S: 26 P: 0.00 ERA: 2.000	HR: 0 S: 14 P: 0.00 ERA: 2.000										

Oakland Athletics @ Toronto Blue Jays  
Rogers Centre, Toronto, ON  
Wed Apr 09 2008, 7:07 PM EDT  
Att: 16,102 - Roof Closed - 68 F

AB	30
R	3
H	5
RBI	2
BB	9
SO	8
LOB	22





Batter	1	2	3	4	5	6	7	8	9	10	11	12	AB	R	H	RBI	BB	SO	LOB	TOP		
6 Travis Buck, L OBP: 0.225, SLG: 0.351 (1.9)													6	0	3	3	0	2	0			
14 Mark Ellis, R OBP: 0.340, SLG: 0.512 (1.4)													5	0	1	0	1	1	2			
10 Daric Barton, L OBP: 0.362, SLG: 0.324 (1.3)													5	0	1	0	1	4	5			
5 Mike Sweeney, R OBP: 0.382, SLG: 0.259 (1.10)													5	0	1	0	0	0	2			
32 Jack Cust, L OBP: 0.270, SLG: 0.233 19 Chris Denorfa, R OBP: 0.250, SLG: 0.250 (10.8)													4	0	0	0	0	2	2			
7 Bobby Crosby, R OBP: 0.326, SLG: 0.375 (1.6)													4	0	0	0	1	2	3			
22 Jack Hannahan, L OBP: 0.300, SLG: 0.273 (1.5)													4	1	0	0	1	1	3			
8 Kurt Suzuki, R OBP: 0.380, SLG: 0.378 (1.2)													4	1	0	0	0	1	1			
15 Ryan Sweeney, L OBP: 0.391, SLG: 0.300 Emil Brown, R OBP: 0.258, SLG: 0.367 (10.7)													3	1	1	0	0	0	0			
<b>Inning Stats</b>	R: 0 E: 0 K: 2 S: 11	H: 1 LOB: 1 BB: 0 P: 20	R: 0 E: 0 K: 1 S: 9	H: 0 LOB: 1 BB: 1 P: 18	R: 0 E: 0 K: 1 S: 9	H: 1 LOB: 1 BB: 0 P: 13	R: 0 E: 0 K: 1 S: 6	H: 0 LOB: 0 BB: 0 P: 9	R: 0 E: 0 K: 1 S: 13	H: 2 LOB: 2 BB: 0 P: 12	R: 0 E: 0 K: 2 S: 7	H: 0 LOB: 0 BB: 0 P: 13	R: 0 E: 0 K: 1 S: 9	H: 0 LOB: 0 BB: 0 P: 10	R: 0 E: 0 K: 0 S: 4	H: 0 LOB: 0 BB: 1 P: 10	R: 2 E: 0 K: 1 S: 12	H: 2 LOB: 3 BB: 2 P: 25	1B: 5 2B: 3 3B: 0 HR: 0	SF: 0 SAC: 0 DP: 1 HBP: 1	WP: 0 PB: 0 SB: 0 CS: 0	PA: 48
<b>PITCHER</b>	IP WLS BF H R ER SO BB IBB HBP BLK WP HR S P ERA WHIP	28 Shaun Marcum, R ERA: 2.57 54 Jason Frasor, R ERA: 1.29 56 Brian Tallet, L ERA: 1.29 22 Brandon League, R ERA: 6.75 39 Jesse Carlson, L ERA: 12.1	1.0 3 0 0 0 1 0 0 0 0 0 0 0 9 12 0.00 0.000	2.0 6 0 0 0 4 0 0 0 0 0 0 0 17 23 0.00 0.000	1.2 L 10 2 2 2 0 2 1 1 0 0 0 13 32 10.80 2.400	0.1 1 0 0 0 1 0 0 0 0 0 0 0 3 3 0.00 0.000																

Oakland Athletics @ Toronto Blue Jays  
Rogers Centre, Toronto, ON  
Thu Apr 10 2008, 7:07 PM EDT  
Att. 16,521 - Roof Closed - 68 F

AB 43  
R 3  
H 8  
RBI 3  
BB 4  
SO 14  
LOB 21



Batter	1	2	3	4	5	6	7	8	9	10	11	12	AB	R	H	RBI	BB	SO	LOB	BOTTOM						
11 David Eckstein, R OBP: 0.282, SLG: 0.250 (1.6)													6	0	1	0	0	0	4							
23 Shannon Stewart, R OBP: 0.346, SLG: 0.238 (1.7)													5	0	1	1	0	0	2							
15 Alex Rios, R OBP: 0.463, SLG: 0.455 (1.9)													5	1	2	0	1	1	2							
10 Vernon Wells, R OBP: 0.390, SLG: 0.811 (1.8)													6	0	2	1	0	1	5							
Frank Thomas, R OBP: 0.289, SLG: 0.485 21 Buck Coats, L (12, PR)													4	0	0	0	2	4	3							
2 Aaron Hill, R OBP: 0.395, SLG: 0.500 (1.4)													5	0	0	0	1	0	4							
35 Lyle Overbay, L OBP: 0.314, SLG: 0.333 6 John McDonald, R OBP: 0.400, SLG: 0.250 (10.5)													3	0	1	0	0	2	2							
20 Rod Barajas, R OBP: 0.300, SLG: 0.400 Matt Stairs, L OBP: 0.222, SLG: 0.353 9 Gregg Zaun, S OBP: 0.273, SLG: 0.286 (7, PH)														2	0	1	0	0	0	1						
19 Marco Scutaro, R OBP: 0.343, SLG: 0.222 (10.3)													4	1	1	0	1	0	5							
<b>Inning Stats</b>	R: 0 E: 0 K: 1 S: 10	H: 0 LOB: 0 BB: 0 P: 16	R: 0 E: 0 K: 2 S: 10	H: 1 LOB: 1 BB: 0 P: 15	R: 0 E: 0 K: 0 S: 3	H: 1 LOB: 0 BB: 0 P: 5	R: 0 E: 0 K: 0 S: 3	H: 0 LOB: 0 BB: 0 P: 6	R: 0 E: 0 K: 1 S: 7	H: 0 LOB: 1 BB: 1 P: 16	R: 0 E: 1 K: 1 S: 14	H: 0 LOB: 1 BB: 1 P: 19	R: 1 E: 0 K: 1 S: 11	H: 1 LOB: 1 BB: 1 P: 24	R: 0 E: 0 K: 1 S: 12	H: 1 LOB: 2 BB: 1 P: 20	R: 0 E: 0 K: 0 S: 11	H: 2 LOB: 2 BB: 0 P: 11	R: 0 E: 0 K: 0 S: 4	H: 2 LOB: 2 BB: 0 P: 25	R: 1 E: 0 K: 0 S: 12	H: 2 LOB: 2 BB: 1 P: 19	1B: 8 2B: 2 3B: 1 HR: 0	SF: 1 SAC: 0 DP: 3 HBP: 0	WP: 0 PB: 0 SB: 1 CS: 0	PA: 51
<b>PITCHER</b>	IP WLS BF H R ER SO BB IBB HBP BLK WP HR S P ERA WHIP	30 Dana Eveland, L ERA: 1.68 44 Santiago Casilla, R ERA: 5.87 Alan Entree, L ERA: 5.87 59 Andrew Brown, R ERA: 10.1 33 Joey Devine, R ERA: 10.1	6.1 2 1 1 1 0 1 0 0 0 0 0 0 11 24 9.00 2.000	6.2 H 1 5 1 1 0 1 0 0 0 0 0 12 20 0.00 2.000	2.0 W 10 4 0 0 1 0 0 0 0 0 0 29 36 0.00 2.000																					

Oakland Athletics @ Toronto Blue Jays  
Rogers Centre, Toronto, ON  
Thu Apr 10 2008, 7:07 PM EDT  
Att. 16,521 - Roof Closed - 68 F

AB 43  
R 2  
H 11  
RBI 2  
BB 6  
SO 8  
LOB 30





Batter	1	2	3	4	5	6	7	8	9	AB	R	H	RBI	BB	SO	LOB	TOP					
11 David Eckstein, R OBP: 0.318, SLG: 0.300	G5-3			10 2B	10 FC5-2	HBP	F7			4	1	2	0	0	0	2						
2 Aaron Hill, R OBP: 0.372, SLG: 0.462	K			10 2B	K	L9		P2		5	1	1	0	0	2	4						
15 Alex Rios, R OBP: 0.457, SLG: 0.417	G5-3			K	10 FC5-2			K		3	1	0	0	2	2	2						
10 Vernon Wells, R OBP: 0.413, SLG: 0.634		K		35 2B	FC5-2			9 1B		5	2	3	2	0	1	3						
Matt Stairs, L OBP: 0.261, SLG: 0.333	G4-3			35 2B	F7			K		4	2	1	0	1	1	4						
35 Lyle Overbay, L OBP: 0.325, SLG: 0.368	F8			9 G3-1				19 1B		5	0	2	3	0	0	2						
9 Gregg Zaun, S OBP: 0.296, SLG: 0.308			G4-3	G3-1		E7		F7		5	1	2	1	0	0	2						
19 Marco Scutaro, R OBP: 0.325, SLG: 0.219			P4	G5-3		F9		G3		5	0	1	1	0	0	3						
21 Buck Coats, L OBP: 0.333, SLG: 0.200			K		11 2B			FC6-2		3	0	1	0	1	1	2						
<b>Inning Stats</b>	R: 0 E: 0 K: 1 S: 7	H: 0 LOB: 0 BB: 0 P: 10	R: 0 E: 0 K: 1 S: 10	H: 0 LOB: 0 BB: 0 P: 15	R: 0 E: 0 K: 1 S: 6	H: 0 LOB: 0 BB: 0 P: 8	R: 4 E: 0 K: 1 S: 16	H: 4 LOB: 1 BB: 1 P: 25	R: 0 E: 0 K: 1 S: 14	H: 2 LOB: 3 BB: 1 P: 22	R: 1 E: 1 K: 0 S: 9	H: 1 LOB: 2 BB: 1 P: 17	R: 3 E: 0 K: 0 S: 28	H: 4 LOB: 2 BB: 1 P: 38	R: 0 E: 0 K: 2 S: 11	H: 1 LOB: 1 BB: 0 P: 20	R: 0 E: 0 K: 0 S: 10	H: 1 LOB: 0 BB: 0 P: 11	1B: 10 2B: 3 3B: 0 HR: 0	SF: 0 SAC: 0 DP: 0 HBP: 1	WP: 0 PB: 0 SB: 4 CS: 1	PA: 44
<b>PITCHER</b>	IP	WLS	BF	H	R	ER	SO	BB	IBB	HBP	BLK	WP	HR	S	P	ERA	WHIP					
44 Vicente Padilla, R ERA: 3.79	6.0	L	29	7	5	4	5	2	1	1	0	0	0	62	97	6.00	1.500					
14 Kazuo Fukumori, R ERA: 32.4	0.1		6	4	3	3	0	1	0	0	0	0	0	22	30	81.00	15.000					
57 Dustin Nippert, R ERA: 16.2	2.2		9	2	0	0	2	0	0	0	0	0	0	27	39	0.00	0.750					

Toronto Blue Jays @ Texas Rangers  
Rangers Ballpark in Arlington, Arlington, TX

AB 39  
R 8  
H 13  
RBI 7  
BB 4  
SO 7  
LOB 24



livebaseballscores.com

Batter	1	2	3	4	5	6	7	8	9	AB	R	H	RBI	BB	SO	LOB	BOTTOM					
5 Ian Kinsler, R OBP: 0.370, SLG: 0.400	F7			HBP	10 F9		G6-3		10 DI	3	2	1	0	1	0	0						
10 Michael Young, R OBP: 0.326, SLG: 0.400	F9		L9		F9		32 HR		K	4	1	0	0	1	1	4						
32 Josh Hamilton, L OBP: 0.326, SLG: 0.550	L1		G3		SF7		HR		FC6-4	4	1	2	4	0	0	2						
Milton Bradley, S OBP: 0.359, SLG: 0.394		K		7 FC4-6	F7		E6		FC6-4	5	0	1	0	0	1	1						
9 Hank Blalock, L OBP: 0.368, SLG: 0.455		HR		K			F7		G4-3	5	1	2	1	0	1	3						
7 David Murphy, L OBP: 0.375, SLG: 0.444		K		15 BB	FC4-6		F8		P4	4	0	0	0	0	1	3						
Frank Catalanotto, L OBP: 0.190, SLG: 0.105										3	0	1	0	0	1	1						
22 Marlon Byrd, R OBP: 0.162, SLG: 0.105										1	0	0	0	0	0	0						
15 Gerald Laird, R OBP: 0.355, SLG: 0.519		K							K	3	0	1	0	1	2	0						
Ben Broussard, L OBP: 0.343, SLG: 0.548					G3-1		P2		L5	3	0	0	0	1	0	5						
<b>Inning Stats</b>	R: 0 E: 0 K: 0 S: 5	H: 1 LOB: 0 BB: 0 P: 8	R: 1 E: 0 K: 3 S: 10	H: 1 LOB: 0 BB: 0 P: 14	R: 0 E: 0 K: 1 S: 8	H: 0 LOB: 1 BB: 1 P: 17	R: 0 E: 0 K: 1 S: 19	H: 2 LOB: 3 BB: 1 P: 29	R: 1 E: 0 K: 0 S: 9	H: 1 LOB: 0 BB: 0 P: 12	R: 0 E: 0 K: 0 S: 12	H: 2 LOB: 2 BB: 0 P: 17	R: 2 E: 1 K: 0 S: 10	H: 1 LOB: 1 BB: 1 P: 17	R: 0 E: 0 K: 1 S: 8	H: 0 LOB: 0 BB: 0 P: 9	R: 1 E: 0 K: 1 S: 18	H: 1 LOB: 1 BB: 1 P: 30	1B: 5 2B: 1 3B: 0 HR: 2	SF: 1 SAC: 0 DP: 0 HBP: 1	WP: 1 PB: 0 SB: 0 CS: 0	PA: 41
<b>PITCHER</b>	IP	WLS	BF	H	R	ER	SO	BB	IBB	HBP	BLK	WP	HR	S	P	ERA	WHIP					
51 Jesse Litsch, R ERA: 3.38	5.2	W	26	6	2	2	2	1	0	0	0	0	1	10	16	27.00	3.000					
40 Brian Wolfe, R ERA: 5.79	0.2	H	5	1	2	2	0	1	0	0	0	0	1	10	16	27.00	3.000					
39 Jesse Carlson, L ERA:	1.2		5	0	0	0	1	0	0	0	0	0	0	11	14	0.00	0.000					
54 Jason Frasor, R ERA: 3.0	0.1		3	1	1	1	1	1	0	0	0	0	0	11	18	27.00	6.000					
37 Scott Downs, L ERA:	0.2	S	2	0	0	0	0	0	0	0	0	1	0	7	12	0.00	0.000					

Toronto Blue Jays @ Texas Rangers  
Rangers Ballpark in Arlington, Arlington, TX

AB 35  
R 5  
H 8  
RBI 5  
BB 4  
SO 7  
LOB 19



livebaseballscores.com

Fri Apr 11 2008, 8:05 PM EDT  
Att: 24,209 - Clear - 70 F



Batter	1	2	3	4	5	6	7	8	9	AB	R	H	RBI	BB	SO	LOB	TOP				
11 David Eckstein, R (1, 6) OBP: 0.354, SLG: 0.310										2	1	1	0	1	1	1	Toronto Blue Jays @ Texas Rangers Rangers Ballpark in Arlington, Arlington, TX Sat Apr 12 2008, 8:05 PM EDT Att: 34,960 - Partly Cloudy - 68 F				
2 Aaron Hill, R (1, 4) OBP: 0.396, SLG: 0.488										4	0	2	3	0	0	2					
15 Alex Rios, R (1, 9) OBP: 0.451, SLG: 0.400										4	0	1	0	1	2	4					
10 Vernon Wells, R (1, 8) OBP: 0.373, SLG: 0.565										5	0	0	0	0	0	4					
Frank Thomas, R (1, 10) OBP: 0.326, SLG: 0.457										2	0	0	0	3	0	1					
6 John McDonald, R (9, PR) OBP: 0.400, SLG: 0.250										0	0	0	0	0	0	0					
Matt Stairs, L (1, 7) OBP: 0.321, SLG: 0.385										5	1	3	0	0	0	1					
35 Lyle Overbay, L (1, 3) OBP: 0.295, SLG: 0.333										4	0	0	0	0	0	5					
9 Gregg Zaun, S (1, 2) OBP: 0.290, SLG: 0.300										4	1	1	0	0	0	5					
1 Joe Inglett, L (1, 5) OBP: 0.750, SLG: 0.750										4	1	3	1	0	0	0					
19 Marco Scutaro, R (8, 5) OBP: 0.325, SLG: 0.219										0	0	0	0	0	0	0					
<b>Inning Stats</b>	R: 1 H: 1 E: 0 K: 0 S: 10	H: 1 LOB: 1 BB: 2 P: 20	R: 0 H: 0 E: 0 K: 0 S: 5	H: 1 LOB: 1 BB: 0 P: 9	R: 0 H: 2 E: 0 K: 1 S: 10	H: 2 LOB: 2 BB: 0 P: 14	R: 3 H: 3 E: 1 K: 0 S: 20	H: 3 LOB: 2 BB: 1 P: 31	R: 0 H: 1 E: 0 K: 1 S: 9	H: 1 LOB: 2 BB: 0 P: 12	R: 0 H: 1 E: 0 K: 0 S: 16	H: 1 LOB: 2 BB: 1 P: 25	R: 0 H: 1 E: 0 K: 1 S: 12	H: 1 LOB: 1 BB: 0 P: 16	R: 0 H: 0 E: 0 K: 0 S: 6	H: 0 LOB: 1 BB: 1 P: 13	1B: 10 2B: 1 3B: 0 HR: 0	SF: 0 SAC: 1 DP: 1 HBP: 2	WP: 0 PB: 0 SB: 0 CS: 2	PA: 42	
<b>PITCHER</b>	IP WLS BF H R ER SO BB IBB HBP BLK WP HR S P ERA WHIP	IP WLS BF H R ER SO BB IBB HBP BLK WP HR S P ERA WHIP	IP WLS BF H R ER SO BB IBB HBP BLK WP HR S P ERA WHIP	IP WLS BF H R ER SO BB IBB HBP BLK WP HR S P ERA WHIP	IP WLS BF H R ER SO BB IBB HBP BLK WP HR S P ERA WHIP	IP WLS BF H R ER SO BB IBB HBP BLK WP HR S P ERA WHIP	IP WLS BF H R ER SO BB IBB HBP BLK WP HR S P ERA WHIP	IP WLS BF H R ER SO BB IBB HBP BLK WP HR S P ERA WHIP	IP WLS BF H R ER SO BB IBB HBP BLK WP HR S P ERA WHIP	IP WLS BF H R ER SO BB IBB HBP BLK WP HR S P ERA WHIP	IP WLS BF H R ER SO BB IBB HBP BLK WP HR S P ERA WHIP	IP WLS BF H R ER SO BB IBB HBP BLK WP HR S P ERA WHIP	IP WLS BF H R ER SO BB IBB HBP BLK WP HR S P ERA WHIP	IP WLS BF H R ER SO BB IBB HBP BLK WP HR S P ERA WHIP	IP WLS BF H R ER SO BB IBB HBP BLK WP HR S P ERA WHIP	IP WLS BF H R ER SO BB IBB HBP BLK WP HR S P ERA WHIP	IP WLS BF H R ER SO BB IBB HBP BLK WP HR S P ERA WHIP	IP WLS BF H R ER SO BB IBB HBP BLK WP HR S P ERA WHIP	IP WLS BF H R ER SO BB IBB HBP BLK WP HR S P ERA WHIP	IP WLS BF H R ER SO BB IBB HBP BLK WP HR S P ERA WHIP	IP WLS BF H R ER SO BB IBB HBP BLK WP HR S P ERA WHIP

Batter	1	2	3	4	5	6	7	8	9	AB	R	H	RBI	BB	SO	LOB	BOTTOM				
5 Ian Kinsler, R (1, 4) OBP: 0.380, SLG: 0.395										3	0	1	0	0	0	1	Toronto Blue Jays @ Texas Rangers Rangers Ballpark in Arlington, Arlington, TX Sat Apr 12 2008, 8:05 PM EDT Att: 34,960 - Partly Cloudy - 68 F				
10 Michael Young, R (1, 6) OBP: 0.300, SLG: 0.364										4	0	0	0	0	1	3					
32 Josh Hamilton, L (1, 9) OBP: 0.340, SLG: 0.535										3	1	1	0	1	1	0					
9 Hank Blalock, L (1, 5) OBP: 0.333, SLG: 0.405										4	0	0	0	0	1	3					
22 Marlon Byrd, R (1, 8) OBP: 0.231, SLG: 0.217										4	0	2	1	0	1	2					
7 David Murphy, L (1, 7) OBP: 0.364, SLG: 0.450										4	0	1	0	0	1	2					
Frank Catalanotto, L (1, 10) OBP: 0.160, SLG: 0.067										4	0	0	0	0	0	3					
15 Gerald Laird, R (1, 2) OBP: 0.324, SLG: 0.467										3	0	0	0	0	1	1					
Ben Broussard, L (1, 3) OBP: 0.342, SLG: 0.529										3	0	1	0	0	0	1					
<b>Inning Stats</b>	R: 0 H: 1 E: 0 K: 1 S: 7	H: 1 LOB: 2 BB: 1 P: 11	R: 0 H: 1 E: 0 K: 1 S: 11	H: 1 LOB: 0 BB: 0 P: 17	R: 0 H: 0 E: 0 K: 2 S: 5	H: 0 LOB: 0 BB: 0 P: 7	R: 0 H: 0 E: 0 K: 2 S: 7	H: 0 LOB: 0 BB: 0 P: 10	R: 0 H: 0 E: 0 K: 1 S: 12	H: 0 LOB: 0 BB: 0 P: 15	R: 0 H: 1 E: 0 K: 1 S: 9	H: 1 LOB: 1 BB: 0 P: 13	R: 0 H: 1 E: 0 K: 0 S: 7	H: 1 LOB: 1 BB: 0 P: 12	R: 1 H: 2 E: 0 K: 0 S: 8	H: 2 LOB: 1 BB: 0 P: 15		1B: 4 2B: 2 3B: 0 HR: 0	SF: 0 SAC: 0 DP: 1 HBP: 1	WP: 0 PB: 0 SB: 1 CS: 0	PA: 34
<b>PITCHER</b>	IP WLS BF H R ER SO BB IBB HBP BLK WP HR S P ERA WHIP	IP WLS BF H R ER SO BB IBB HBP BLK WP HR S P ERA WHIP	IP WLS BF H R ER SO BB IBB HBP BLK WP HR S P ERA WHIP	IP WLS BF H R ER SO BB IBB HBP BLK WP HR S P ERA WHIP	IP WLS BF H R ER SO BB IBB HBP BLK WP HR S P ERA WHIP	IP WLS BF H R ER SO BB IBB HBP BLK WP HR S P ERA WHIP	IP WLS BF H R ER SO BB IBB HBP BLK WP HR S P ERA WHIP	IP WLS BF H R ER SO BB IBB HBP BLK WP HR S P ERA WHIP	IP WLS BF H R ER SO BB IBB HBP BLK WP HR S P ERA WHIP	IP WLS BF H R ER SO BB IBB HBP BLK WP HR S P ERA WHIP	IP WLS BF H R ER SO BB IBB HBP BLK WP HR S P ERA WHIP	IP WLS BF H R ER SO BB IBB HBP BLK WP HR S P ERA WHIP	IP WLS BF H R ER SO BB IBB HBP BLK WP HR S P ERA WHIP	IP WLS BF H R ER SO BB IBB HBP BLK WP HR S P ERA WHIP	IP WLS BF H R ER SO BB IBB HBP BLK WP HR S P ERA WHIP	IP WLS BF H R ER SO BB IBB HBP BLK WP HR S P ERA WHIP	IP WLS BF H R ER SO BB IBB HBP BLK WP HR S P ERA WHIP	IP WLS BF H R ER SO BB IBB HBP BLK WP HR S P ERA WHIP	IP WLS BF H R ER SO BB IBB HBP BLK WP HR S P ERA WHIP	IP WLS BF H R ER SO BB IBB HBP BLK WP HR S P ERA WHIP	IP WLS BF H R ER SO BB IBB HBP BLK WP HR S P ERA WHIP



AB	34
R	4
H	11
RBI	4
BB	5
SO	3
LOB	23

AB	32
R	1
H	6
RBI	1
BB	1
SO	6
LOB	16







Batter	1	2	3	4	5	6	7	8	9	AB	R	H	RBI	BB	SO	LOB	TOP				
11 David Eckstein, R OBP: 0.333, SLG: 0.292	G6-3		G3		FC6			G4-3		4	0	1	0	0	0	1	<b>Toronto Blue Jays @ Baltimore Orioles</b> Oriole Park at Camden Yards, Baltimore, MD Mon Apr 14 2008, 7:05 PM EDT Att: 11,510 - Partly Cloudy - 57 F				
Matt Stairs, L OBP: 0.333, SLG: 0.387	10 1B		F8			G1-3		G4-3		4	1	1	0	0	0	1					
2 Aaron Hill, R OBP: 0.375, SLG: 0.440	10 1B		F8			E6		G5-3		4	0	1	0	0	0	1					
10 Vernon Wells, R OBP: 0.400, SLG: 0.556	G5-4-3				G5-3		G5-4-3		15 HR	4	1	2	1	0	0	1					
Frank Thomas, R OBP: 0.346, SLG: 0.429	G5-4-3				35 G6-3		G1-3		F9	4	0	1	0	0	0	3					
35 Lyle Overbay, L OBP: 0.346, SLG: 0.340			23 G5-3							2	0	1	0	1	0	1					
15 Alex Rios, R OBP: 0.421, SLG: 0.444									HR	1	1	1	2	0	0	0					
23 Shannon Stewart, R OBP: 0.343, SLG: 0.241	G5-3				F8				K	4	0	0	0	0	1	2					
9 Gregg Zaun, S OBP: 0.250, SLG: 0.257			K		G6-3				L7	4	0	0	0	0	1	2					
1 Joe Inglett, L OBP: 0.417, SLG: 0.455	G4-3							G3		3	0	1	0	0	0	1					
<b>Inning Stats</b>	R: 1 E: 0 K: 0 S: 13	H: 3 LOB: 1 BB: 0 P: 21	R: 0 E: 0 K: 1 S: 10	H: 0 LOB: 1 BB: 1 P: 21	R: 0 E: 0 K: 0 S: 6	H: 0 LOB: 0 BB: 0 P: 9	R: 0 E: 0 K: 0 S: 6	H: 1 LOB: 0 BB: 0 P: 12	R: 0 E: 1 K: 0 S: 5	H: 0 LOB: 0 BB: 0 P: 10	R: 0 E: 0 K: 0 S: 13	H: 1 LOB: 1 BB: 0 P: 20	R: 0 E: 0 K: 0 S: 10	H: 1 LOB: 1 BB: 0 P: 15	R: 2 E: 0 K: 1 S: 18	H: 2 LOB: 0 BB: 0 P: 24	1B: 8 2B: 0 3B: 0 HR: 1	SF: 0 SAC: 0 DP: 3 HBP: 0	WP: 0 PB: 0 SB: 0 CS: 0	PA: 35	
<b>PITCHER</b>	IP	WLS	BF	H	R	ER	SO	BB	IBB	HBP	BLK	WP	HR	S	P	ERA	WHIP				
34 Matt Albers, R ERA: 0.79	5.0	W	19	5	1	1	1	1	0	0	0	0	0	47	83	1.80	1.200				
43 Jim Johnson, R ERA:	2.1	H	9	2	0	0	0	0	0	0	0	0	0	23	38	0.00	0.857				
32 Jamie Walker, L ERA: 8.31	0.1	H	1	0	0	0	0	0	0	0	0	0	0	3	4	0.00	0.000				
Chad Bradford, R ERA: 1.93	0.1	H	1	0	0	0	0	0	0	0	0	0	0	2	3	0.00	0.000				
52 George Sherrill, L ERA: 3.19	1.0	S	5	2	2	2	1	0	0	0	0	0	1	18	24	18.00	2.000				

Batter	1	2	3	4	5	6	7	8	9	AB	R	H	RBI	BB	SO	LOB	BOTTOM				
1 Brian Roberts, S OBP: 0.411, SLG: 0.490	6 1B		F8		P5			FC3-2		4	1	2	0	0	0	2	<b>Toronto Blue Jays @ Baltimore Orioles</b> Oriole Park at Camden Yards, Baltimore, MD Mon Apr 14 2008, 7:05 PM EDT Att: 11,510 - Partly Cloudy - 57 F				
6 Melvin Mora, R OBP: 0.314, SLG: 0.447	1B				G2-3			SH1-4		3	0	2	0	0	0	0					
21 Nick Markakis, L OBP: 0.473, SLG: 0.429	F9				K			FC3-2		3	1	0	0	1	1	5					
Kevin Millar, R OBP: 0.333, SLG: 0.417	17 G1-6-3				K			FC6-4		4	1	2	3	0	1	3					
17 Aubrey Huff, L OBP: 0.315, SLG: 0.449	G1-6-3				K			FC6-4		4	1	1	0	0	2	3					
30 Luke Scott, L OBP: 0.444, SLG: 0.600					G3-1					4	0	2	0	0	1	0					
Jay Payton, R OBP: 0.211, SLG: 0.368										0	0	0	0	0	0	0					
Ramon Hernandez, R OBP: 0.186, SLG: 0.385	F9				G6-3					3	0	0	1	0	0	1					
10 Adam Jones, R OBP: 0.295, SLG: 0.366	2 1B									3	0	3	0	1	0	0					
2 Luis Hernandez, S OBP: 0.367, SLG: 0.304	1B				G5-3					3	0	1	0	1	0	3					
<b>Inning Stats</b>	R: 1 E: 0 K: 0 S: 12	H: 3 LOB: 1 BB: 0 P: 17	R: 0 E: 0 K: 1 S: 12	H: 2 LOB: 2 BB: 0 P: 17	R: 0 E: 0 K: 3 S: 11	H: 1 LOB: 1 BB: 0 P: 16	R: 0 E: 1 K: 0 S: 10	H: 1 LOB: 1 BB: 0 P: 16	R: 2 E: 0 K: 1 S: 11	H: 1 LOB: 0 BB: 1 P: 23	R: 0 E: 0 K: 0 S: 9	H: 2 LOB: 0 BB: 0 P: 11	R: 0 E: 0 K: 0 S: 6	H: 1 LOB: 2 BB: 1 P: 11	R: 1 E: 0 K: 0 S: 13	H: 2 LOB: 2 BB: 1 P: 22	1B: 12 2B: 2 3B: 0 HR: 1	SF: 1 SAC: 1 DP: 3 HBP: 0	WP: 0 PB: 0 SB: 4 CS: 1	PA: 37	
<b>PITCHER</b>	IP	WLS	BF	H	R	ER	SO	BB	IBB	HBP	BLK	WP	HR	S	P	ERA	WHIP				
29 Dustin McGowan, R ERA: 3.71	6.0	L	26	10	3	3	5	1	0	0	0	0	0	11	65	4.50	1.833				
56 Brian Tallet, L ERA: 2.19	1.0		7	3	1	1	0	1	0	0	0	0	0	8	14	0.00	1.000				
54 Jason Frasor, R ERA: 2.25	1.0		3	0	0	0	0	1	0	0	0	0	0	8	14	0.00	1.000				









Batter	1	2	3	4	5	6	7	8	9	10	11	12	13	14	AB	R	H	RBI	BB	SO	LOB	TOP					
Frank Catalanotto, L OBP: 0.288, SLG: 0.410	F7		10 G4-3 32 1B 2B		F9	K		HR		G4-3		G3		FC6-2 32 WP 2B	7	3	3	1	1	1	0						
10 Michael Young, R OBP: 0.306, SLG: 0.359	G6-3		G4-3		F9	F9		G4-3						FC6-2 32 WP 2B	8	1	2	0	0	0	6						
32 Josh Hamilton, L OBP: 0.389, SLG: 0.574	L1		1B		G4-3									FC6-2 32 WP 2B	7	0	4	2	1	0	1						
Milton Bradley, S OBP: 0.466, SLG: 0.489		K																									
9 Hank Blalock, L OBP: 0.393, SLG: 0.472																											
2 Adam Wethouse, S OBP: 0.214, SLG: 0.154																											
Jason Botts, S OBP: 0.300, SLG: 0.667																											
Ben Broussard, L OBP: 0.280, SLG: 0.400																											
22 Marlon Byrd, R OBP: 0.260, SLG: 0.256																											
7 David Murphy, L OBP: 0.328, SLG: 0.400																											
15 Gerald Laird, R OBP: 0.327, SLG: 0.395																											
Ramón Vázquez, L OBP: 0.333, SLG: 0.455																											
5 Ian Kinsler, R OBP: 0.343, SLG: 0.350																											
<b>Inning Stats</b>	R: 0 E: 0 K: 0 S: 8	H: 0 LOB: 0 BB: 0 P: 12	H: 3 LOB: 2 BB: 0 P: 20	R: 1 E: 0 K: 1 S: 13	H: 3 LOB: 0 BB: 0 P: 21	R: 1 E: 0 K: 1 S: 10	H: 1 LOB: 0 BB: 0 P: 17	R: 0 E: 0 K: 1 S: 10	H: 1 LOB: 2 BB: 1 P: 22	R: 1 E: 0 K: 0 S: 11	H: 1 LOB: 0 BB: 0 P: 15	R: 0 E: 0 K: 0 S: 7	H: 0 LOB: 0 BB: 0 P: 11	R: 0 E: 0 K: 3 S: 11	H: 2 LOB: 3 BB: 1 P: 18	R: 0 E: 0 K: 1 S: 7	H: 1 LOB: 0 BB: 2 P: 17	R: 2 E: 0 K: 2 S: 16	H: 3 LOB: 2 BB: 1 P: 24	1B: 9 2B: 7 3B: 0 HR: 2	SF: 0 SAC: 0 DP: 0 HBP: 0	WP: 1 PB: 0 CS: 0	PA: 68				
<b>PITCHER</b>	IP: 5.0 WLS: 23 BF: 9	H: 4 R: 4 ER: 4 SO: 5	BB: 0 IBB: 0 HBP: 0 BLK: 0	WP: 0 HR: 1 S: 9	P: 94 ERA: 4.6	WHIP: 1.800	<b>PITCHER</b>	IP: 1.0 WLS: 5 BF: 6	H: 2 R: 0 ER: 0 SO: 1	BB: 0 IBB: 0 HBP: 0 BLK: 0	WP: 0 HR: 0 S: 15	P: 27 ERA: 0.00	WHIP: 2.000	<b>PITCHER</b>	IP: 1.0 WLS: 3 BF: 12	H: 1 R: 0 ER: 0 SO: 4	BB: 0 IBB: 0 HBP: 0 BLK: 0	WP: 0 HR: 0 S: 27	P: 43 ERA: 0.00	WHIP: 0.333	<b>PITCHER</b>	IP: 1.0 WLS: 7 BF: 3	H: 2 R: 2 ER: 2 SO: 2	BB: 1 IBB: 0 HBP: 0 BLK: 0	WP: 0 HR: 0 S: 16	P: 24 ERA: 7.27	WHIP: 4.000
51 Jesse Litsch, R ERA: 4.6	56 Brian Tallet, L ERA: 2.0	54 Jason Frasor, R ERA: 2.08	37 Scott Downs, L ERA: 7.1	49 Jeremy Accardo, R ERA: 8.53	52 B.J. Ryan, L ERA: 3.88	40 Brian Wolfe, R ERA: 3.88	39 Jesse Carlson, L ERA: 1.35	A.J. Burnett, R ERA: 7.27																			

Texas Rangers @ Toronto Blue Jays  
Rogers Centre, Toronto, ON  
Wed Apr 16 2008; 7:07 PM EDT  
Att. 15,686 - Roof Closed - 68 F

AB: 59  
R: 7  
H: 18  
RBI: 6  
BB: 9  
SO: 13  
LOB: 41



Batter	1	2	3	4	5	6	7	8	9	10	11	12	13	14	AB	R	H	RBI	BB	SO	LOB	BOTTOM					
11 David Eckstein, R OBP: 0.379, SLG: 0.316	F9		10 G4-3 15 1B HBP		G5-3										5	1	1	0	1	0	2						
2 Aaron Hill, R OBP: 0.394, SLG: 0.500	G4-3		F7												5	1	1	0	1	1	4						
15 Alex Rios, R OBP: 0.429, SLG: 0.456	G4-3		20 FC5 10 1B												7	0	3	1	0	0	3						
10 Vernon Wells, R OBP: 0.403, SLG: 0.516	G2		20 FC5 1B												6	0	1	1	1	0	3						
Frank Thomas, R OBP: 0.344, SLG: 0.385			L9												6	1	1	0	1	0	4						
20 Rod Barajas, R OBP: 0.313, SLG: 0.438			20 FC5-4-3 1B												3	0	0	0	0	0	5						
Matt Stairs, L OBP: 0.342, SLG: 0.400			G5-4-3												3	0	0	0	0	0	0						
9 Gregg Zaun, S OBP: 0.296, SLG: 0.293			FC5												3	0	1	0	0	0	0						
35 Lyle Overbay, L OBP: 0.399, SLG: 0.351			19 1B												6	1	2	0	1	2	1						
19 Marco Scutaro, R OBP: 0.373, SLG: 0.293			1B												4	0	2	1	2	0	0						
6 John McDonald, R OBP: 0.273, SLG: 0.111			G5-3												3	0	0	0	0	1	2						
1 Joe Inglett, L OBP: 0.353, SLG: 0.375			K												3	0	0	1	0	1	5						
<b>Inning Stats</b>	R: 0 E: 0 K: 0 S: 10	H: 1 LOB: 1 BB: 0 P: 13	H: 3 LOB: 2 BB: 0 P: 23	R: 1 E: 0 K: 0 S: 14	H: 2 LOB: 0 BB: 0 P: 12	R: 0 E: 0 K: 1 S: 8	H: 0 LOB: 0 BB: 0 P: 14	R: 1 E: 0 K: 1 S: 7	H: 1 LOB: 2 BB: 3 P: 22	R: 0 E: 0 K: 0 S: 7	H: 0 LOB: 0 BB: 0 P: 11	R: 0 E: 0 K: 0 S: 7	H: 2 LOB: 1 BB: 0 P: 9	R: 0 E: 0 K: 2 S: 9	H: 1 LOB: 1 BB: 0 P: 16	R: 0 E: 0 K: 0 S: 8	H: 1 LOB: 1 BB: 0 P: 13	R: 0 E: 0 K: 0 S: 6	H: 0 LOB: 0 BB: 0 P: 9	1B: 11 2B: 2 3B: 0 HR: 0	SF: 0 SAC: 1 DP: 3 HBP: 1	WP: 0 PB: 1 CS: 0	PA: 61				
<b>PITCHER</b>	IP: 6.0 WLS: 27 BF: 7	H: 2 R: 2 ER: 2 SO: 2	BB: 2 IBB: 0 HBP: 0 BLK: 0	WP: 0 HR: 0 S: 57	P: 94 ERA: 2.41	WHIP: 1.000	<b>PITCHER</b>	IP: 1.0 WLS: 4 BF: 1	H: 0 R: 0 ER: 0 SO: 0	BB: 0 IBB: 0 HBP: 0 BLK: 0	WP: 0 HR: 0 S: 8	P: 13 ERA: 0.00	WHIP: 1.000	<b>PITCHER</b>	IP: 1.0 WLS: 3 BF: 3	H: 0 R: 0 ER: 0 SO: 0	BB: 0 IBB: 0 HBP: 0 BLK: 0	WP: 0 HR: 0 S: 6	P: 9 ERA: 0.00	WHIP: 0.000	<b>PITCHER</b>	IP: 1.0 WLS: 2 BF: 2	H: 1 R: 1 ER: 1 SO: 0	BB: 0 IBB: 0 HBP: 0 BLK: 0	WP: 0 HR: 0 S: 13	P: 16 ERA: 11.81	WHIP: 4.000
13 Kason Gabbard, L ERA: 2.41	Janey Wright, R ERA: 1.04	53 Joaquin Benoit, R ERA: 5.06	58 Wes Littleton, R ERA: 8.1	Franklyn German, R ERA: 11.7	57 Dustin Nippert, R ERA: 11.81	36 C.J. Wilson, L ERA: 11.81																					

Texas Rangers @ Toronto Blue Jays  
Rogers Centre, Toronto, ON  
Wed Apr 16 2008; 7:07 PM EDT  
Att. 15,686 - Roof Closed - 68 F

AB: 52  
R: 5  
H: 13  
RBI: 4  
BB: 7  
SO: 5  
LOB: 29





Batter	1	2	3	4	5	6	7	8	9	AB	R	H	RBI	BB	SO	LOB	TOP								
<b>5 Ian Kinsler, R</b> OBP: 0.365, SLG: 0.375										4	1	3	0	0	0	0									
<b>Frank Catalanotto, L</b> OBP: 0.263, SLG: 0.365										4	0	1	1	0	0	2									
<b>32 Josh Hamilton, L</b> OBP: 0.382, SLG: 0.554										4	0	1	0	0	0	1									
<b>Milton Bradley, S</b> OBP: 0.452, SLG: 0.471										4	1	1	0	0	0	1									
<b>Jason Botts, S</b> OBP: 0.214, SLG: 0.462										4	0	0	0	0	2	1									
<b>7 David Murphy, L</b> OBP: 0.354, SLG: 0.475										4	2	3	1	0	0	0									
<b>15 Gerald Laird, R</b> OBP: 0.340, SLG: 0.404										4	0	2	2	0	0	1									
<b>Ramón Vázquez, L</b> OBP: 0.313, SLG: 0.357										3	0	0	0	1	1	1									
<b>6 German Duran, R</b> OBP: 0.313, SLG: 0.357										3	0	0	0	0	3	2									
<b>Inning Stats</b>	R: 0 E: 0 K: 0 S: 6	H: 1 LOB: 0 BB: 0 P: 7	R: 1 E: 0 K: 0 S: 9	H: 2 LOB: 1 BB: 0 P: 12	R: 1 E: 0 K: 1 S: 12	H: 2 LOB: 0 BB: 0 P: 17	R: 0 E: 0 K: 1 S: 8	H: 0 LOB: 0 BB: 0 P: 12	R: 0 E: 0 K: 2 S: 8	H: 0 LOB: 0 BB: 0 P: 12	R: 0 E: 0 K: 0 S: 6	H: 0 LOB: 0 BB: 0 P: 9	R: 1 E: 0 K: 1 S: 14	H: 2 LOB: 2 BB: 1 P: 24	R: 0 E: 0 K: 0 S: 6	H: 2 LOB: 1 BB: 0 P: 8	R: 1 E: 0 K: 1 S: 10	H: 2 LOB: 0 BB: 0 P: 16	1B: 8 2B: 3 3B: 0 HR: 0	SF: 0 SAC: 0 DP: 3 HBP: 0	WP: 0 PB: 0 SB: 1 CS: 0	PA: 35			
<b>PITCHER</b> <b>32 Roy Halladay, R</b> ERA: 3.27	IP: 9.0 WLS: L BF: 35	H: 11 R: 4 ER: 4 SO: 6	BB: 1 IBB: 0 HBP: 0 BLK: 0	WP: 0 HR: 0 S: 79 P: 117	ERA: 4.00 WHIP: 1.333																				

Texas Rangers @ Toronto Blue Jays  
Rogers Centre, Toronto, ON  
Thu Apr 17 2008, 7:07 PM EDT  
Att: 15,809 - Clear - 70 F

AB	34
R	4
H	11
RBI	4
BB	1
SO	6
LOB	9



Batter	1	2	3	4	5	6	7	8	9	AB	R	H	RBI	BB	SO	LOB	BOTTOM								
<b>11 David Eckstein, R</b> OBP: 0.380, SLG: 0.323										5	0	2	1	0	0	2									
<b>2 Aaron Hill, R</b> OBP: 0.386, SLG: 0.484										4	0	1	0	0	0	3									
<b>15 Alex Rios, R</b> OBP: 0.432, SLG: 0.459										4	0	2	0	0	1	1									
<b>10 Vernon Wells, R</b> OBP: 0.408, SLG: 0.507										3	0	1	0	1	0	3									
<b>Frank Thomas, R</b> OBP: 0.324, SLG: 0.357										4	0	0	0	0	2	4									
<b>Matt Stairs, L</b> OBP: 0.333, SLG: 0.385										4	0	1	0	0	0	2									
<b>35 Lyle Overbay, L</b> OBP: 0.358, SLG: 0.339										2	0	0	0	1	0	1									
<b>23 Shannon Stewart, R</b> OBP: 0.333, SLG: 0.233										1	0	0	0	0	1	0									
<b>9 Gregg Zaun, S</b> OBP: 0.313, SLG: 0.318										3	1	1	0	1	0	1									
<b>1 Joe Inglett, L</b> OBP: 0.350, SLG: 0.333										2	0	0	0	1	0	1									
<b>19 Marco Scutaro, R</b> OBP: 0.365, SLG: 0.286										1	0	0	0	0	0	1									
<b>Inning Stats</b>	R: 0 E: 0 K: 0 S: 13	H: 1 LOB: 2 BB: 1 P: 23	R: 0 E: 0 K: 0 S: 4	H: 0 LOB: 0 BB: 1 P: 12	R: 0 E: 0 K: 0 S: 9	H: 2 LOB: 0 BB: 0 P: 17	R: 0 E: 0 K: 0 S: 5	H: 1 LOB: 0 BB: 0 P: 9	R: 0 E: 0 K: 2 S: 11	H: 0 LOB: 1 BB: 0 P: 15	R: 0 E: 0 K: 0 S: 11	H: 1 LOB: 1 BB: 0 P: 16	R: 1 E: 0 K: 0 S: 11	H: 2 LOB: 1 BB: 0 P: 20	R: 0 E: 0 K: 1 S: 11	H: 1 LOB: 1 BB: 0 P: 16	R: 0 E: 0 K: 1 S: 11	H: 0 LOB: 1 BB: 1 P: 18	1B: 7 2B: 1 3B: 0 HR: 0	SF: 0 SAC: 0 DP: 2 HBP: 0	WP: 1 PB: 0 SB: 1 CS: 0	PA: 37			
<b>PITCHER</b> <b>44 Vicente Padilla, R</b> ERA: 3.12	IP: 7.0 WLS: W BF: 29	H: 7 R: 1 ER: 1 SO: 2	BB: 3 IBB: 0 HBP: 0 BLK: 0	WP: 0 HR: 0 S: 61 P: 112	ERA: 1.29 WHIP: 1.429																				
<b>Jamey Wright, R</b> ERA: 0.93	IP: 1.0 WLS: H BF: 4	H: 1 R: 0 ER: 0 SO: 1	BB: 0 IBB: 0 HBP: 0 BLK: 0	WP: 1 HR: 0 S: 11 P: 16	ERA: 0.00 WHIP: 1.000																				
<b>36 C.J. Wilson, L</b> ERA:	IP: 1.0 WLS: S BF: 4	H: 0 R: 0 ER: 0 SO: 1	BB: 1 IBB: 0 HBP: 0 BLK: 0	WP: 0 HR: 0 S: 11 P: 18	ERA: 0.00 WHIP: 1.000																				

Texas Rangers @ Toronto Blue Jays  
Rogers Centre, Toronto, ON  
Thu Apr 17 2008, 7:07 PM EDT  
Att: 15,809 - Clear - 70 F

AB	33
R	1
H	8
RBI	1
BB	4
SO	4
LOB	19





Batter	1	2	3	4	5	6	7	8	9	AB	R	H	RBI	BB	SO	LOB	TOP					
Ivan Rodriguez, R OBP: 0.258, SLG: 0.362										5	1	2	1	0	1	2	<b>Detroit Tigers @ Toronto Blue Jays</b> Rogers Centre, Toronto, ON Fri Apr 18 2008, 7:07 PM EDT Att: 24,924 - Clear - 66 F					
14 Placido Polanco, R OBP: 0.292, SLG: 0.167										2	0	0	0	3	0	1						
3 Gary Sheffield, R OBP: 0.387, SLG: 0.333										5	1	1	0	0	3	6						
30 Magglio Ordonez, R OBP: 0.366, SLG: 0.469										3	1	1	1	2	1	0						
24 Miguel Cabrera, R OBP: 0.348, SLG: 0.500										4	1	2	1	0	0	3						
9 Carlos Guillen, S OBP: 0.453, SLG: 0.630										5	2	1	0	0	0	4						
36 Clete Thomas, L OBP: 0.326, SLG: 0.409										0	0	0	0	0	0	0						
Edgar Renteria, R OBP: 0.356, SLG: 0.441										4	1	2	3	1	0	2						
33 Marcus Thames, R OBP: 0.258, SLG: 0.286										3	1	1	1	1	0	0						
25 Ryan Raburn, R OBP: 0.500, SLG: 0.690										1	0	0	0	0	0	1						
15 Brandon Inge, R OBP: 0.379, SLG: 0.510										3	0	0	0	0	2	1						
<b>Inning Stats</b>	R: 1 E: 0 K: 1 S: 10	H: 1 LOB: 2 BB: 2 P: 25	R: 0 E: 0 K: 2 S: 12	H: 0 LOB: 3 BB: 3 P: 28	R: 0 E: 0 K: 0 S: 8	H: 1 LOB: 0 BB: 0 P: 11	R: 0 E: 0 K: 0 S: 6	H: 0 LOB: 0 BB: 0 P: 9	R: 0 E: 0 K: 0 S: 6	H: 0 LOB: 0 BB: 0 P: 15	R: 2 E: 0 K: 1 S: 13	H: 3 LOB: 1 BB: 2 P: 24	R: 4 E: 1 K: 1 S: 14	H: 3 LOB: 0 BB: 0 P: 20	R: 0 E: 0 K: 1 S: 8	H: 0 LOB: 0 BB: 0 P: 11	R: 1 E: 0 K: 1 S: 14	H: 2 LOB: 1 BB: 0 P: 20	1B: 2 2B: 7 HR: 1	SF: 1 SAC: 1 DP: 0 HBP: 0	WP: 2 PB: 1 SB: 1 CS: 0	PA: 44
<b>PITCHER</b>	IP WLS BF H R ER SO BB IBB HBP BLK WP HR S P ERA WHIP															IP WLS BF H R ER SO BB IBB HBP BLK WP HR S P ERA WHIP						
25 David Purcey, L ERA: 2.08	4.1 22 2 1 1 3 7 0 0 0 1 0 40 86 2.08 2.077																					
54 Jason Frasor, R ERA: 4.75	1.1 6 3 2 2 1 0 0 0 0 0 1 0 13 21 13.50 2.250																					
49 Jeremy Accardo, R ERA: 10.29	0.2 L 5 2 3 3 0 0 0 0 0 0 0 0 0 15 40.50 3.000																					
37 Scott Downs, L ERA: 1.04	1.2 6 1 1 0 2 0 0 0 0 0 1 14 21 0.00 0.600																					
56 Brian Tallet, L ERA: 2.7	1.0 5 2 1 1 1 0 0 0 0 0 0 0 14 20 9.00 2.000																					

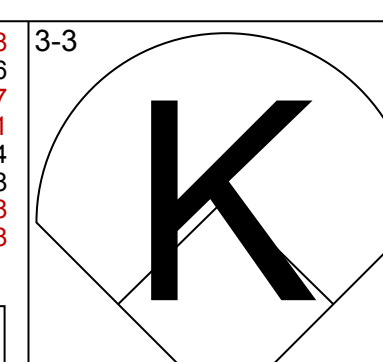
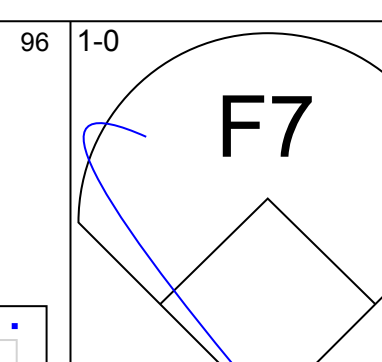
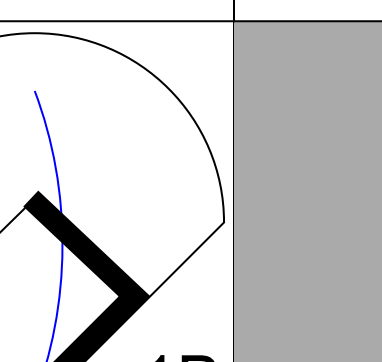
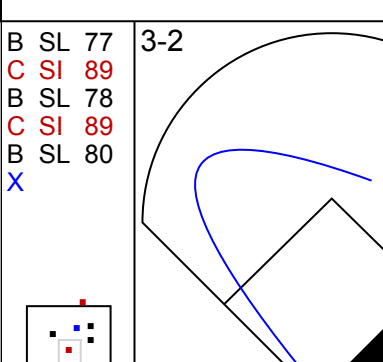
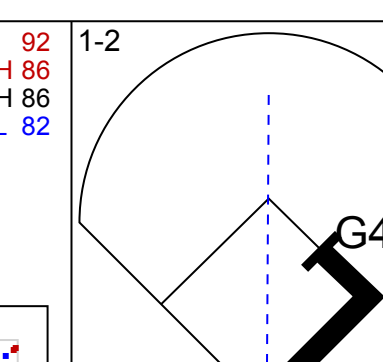
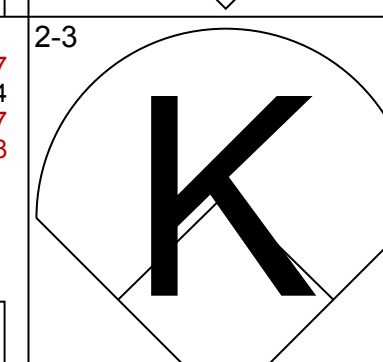
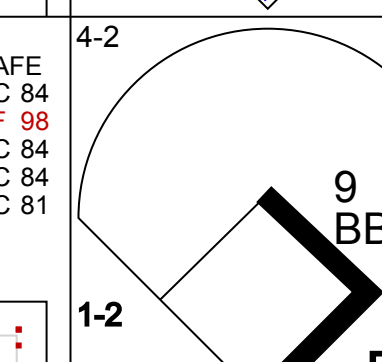
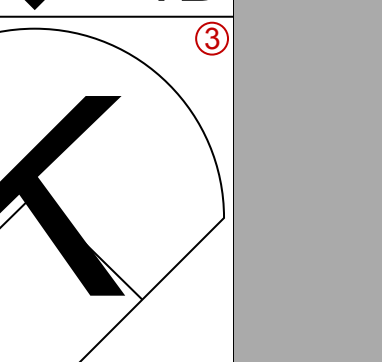
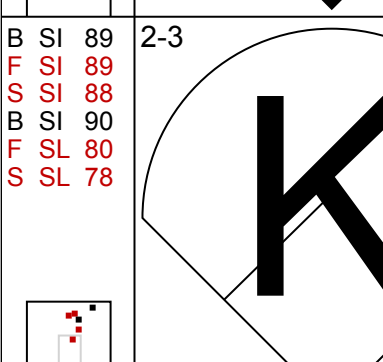
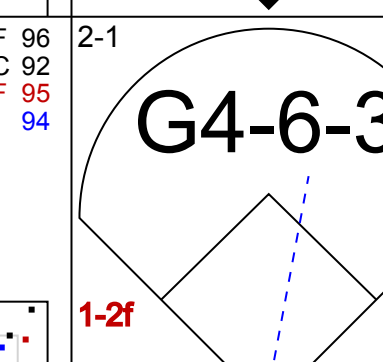
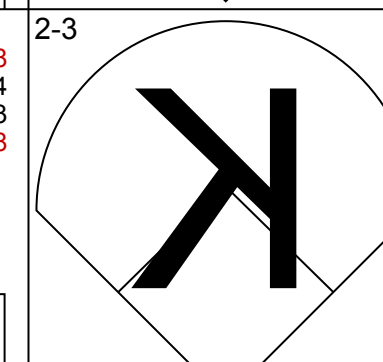
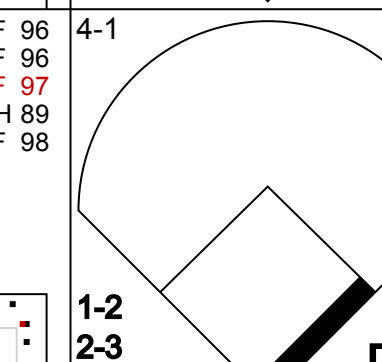
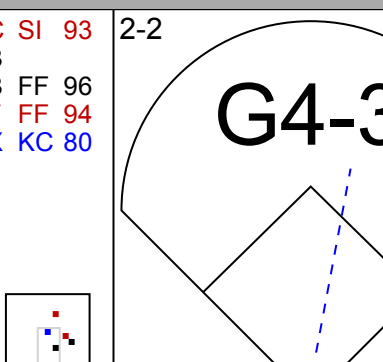
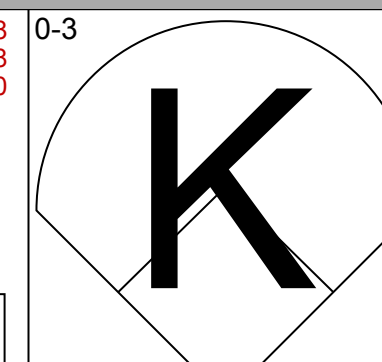
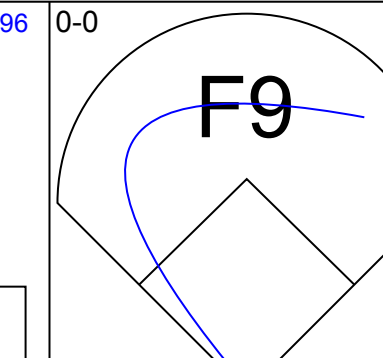
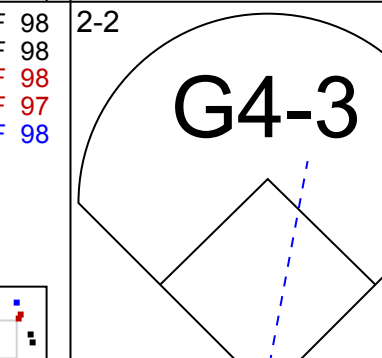
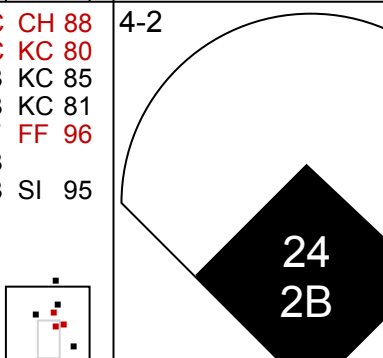
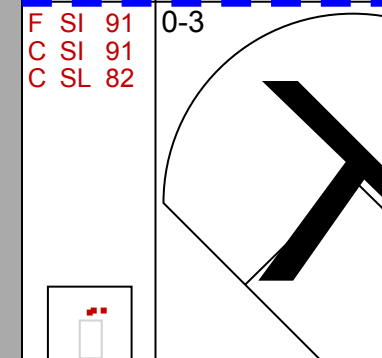
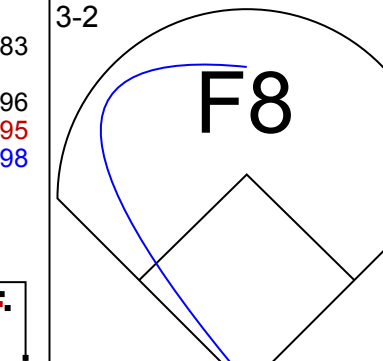
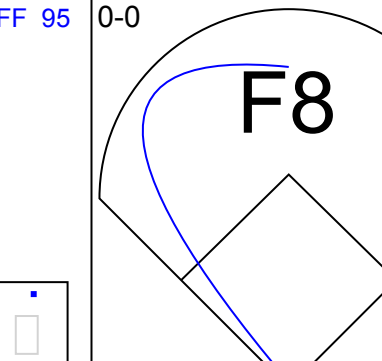
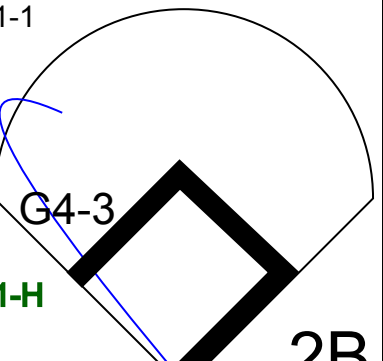
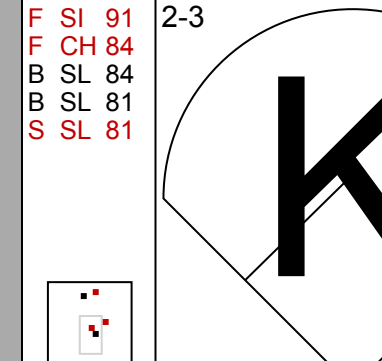
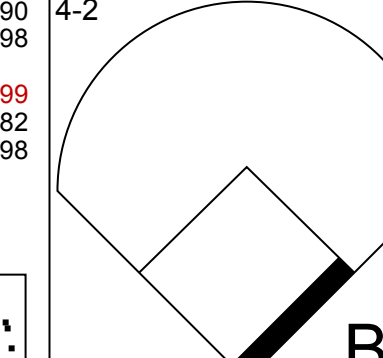
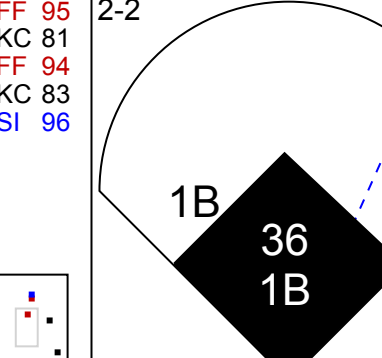
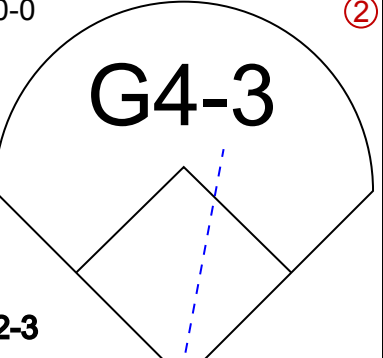
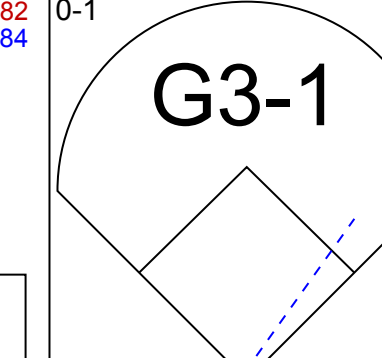
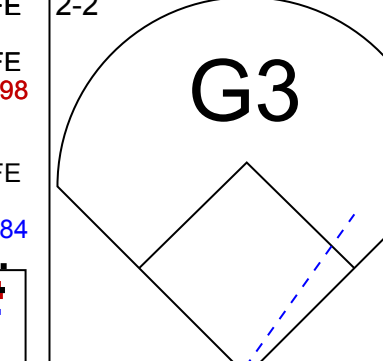
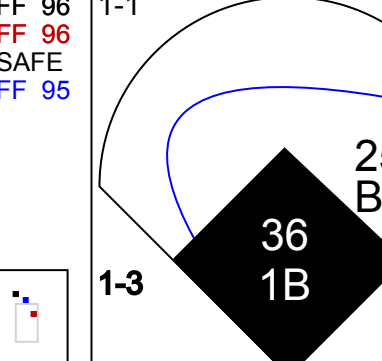
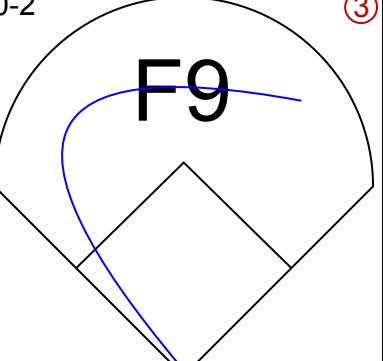
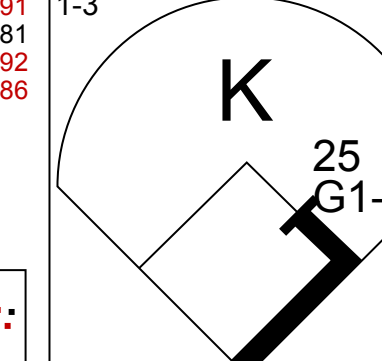
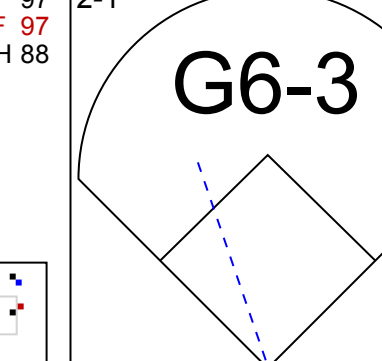
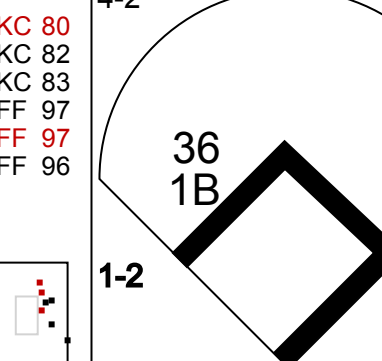
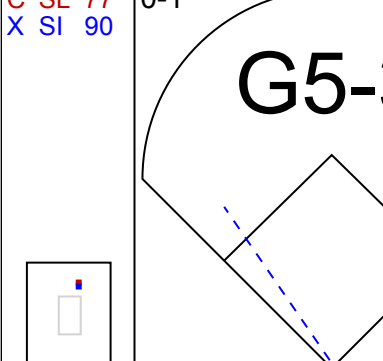
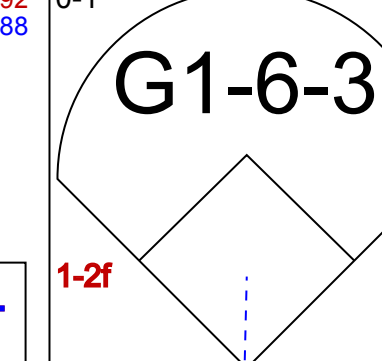
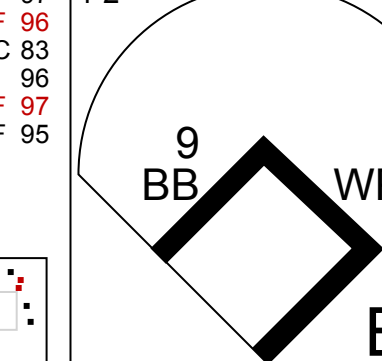
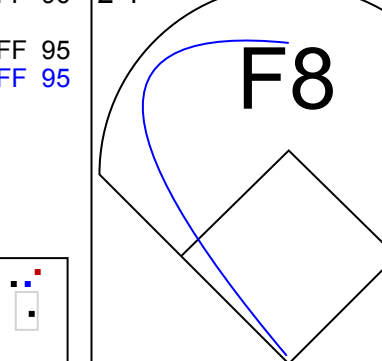
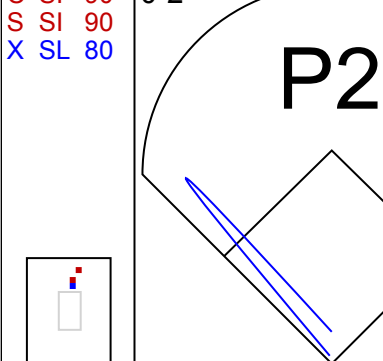
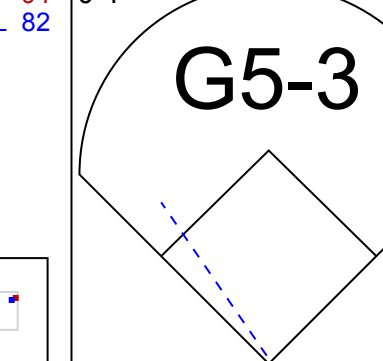
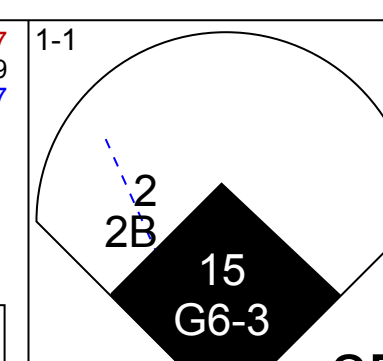
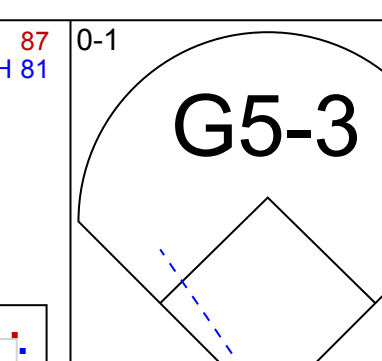
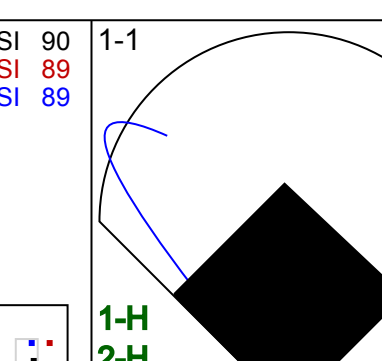
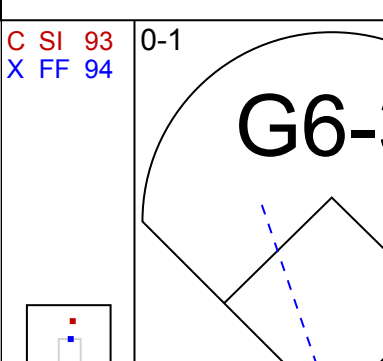
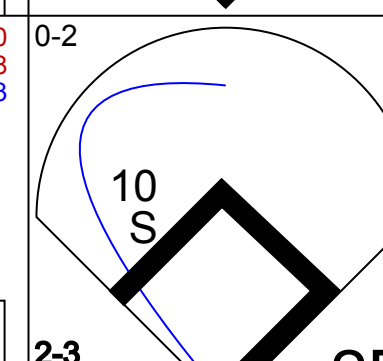
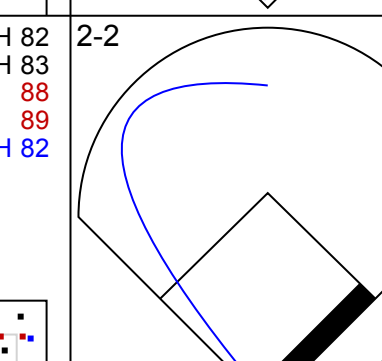
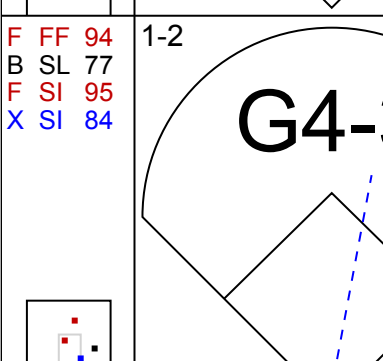
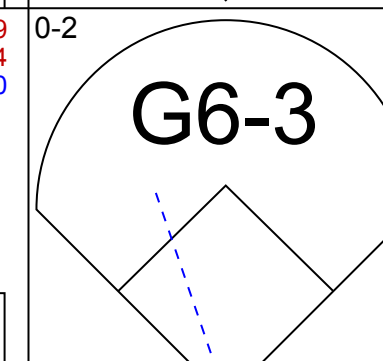
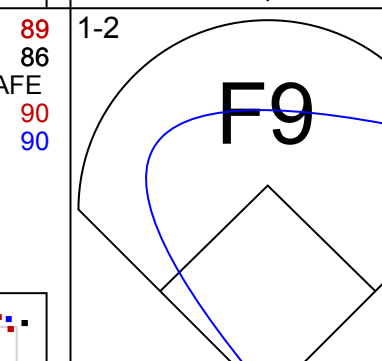

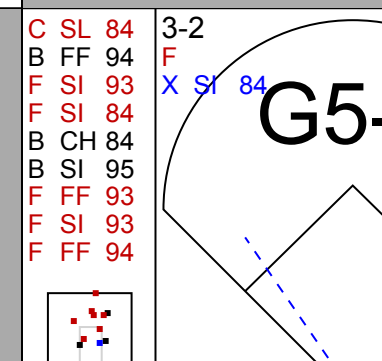
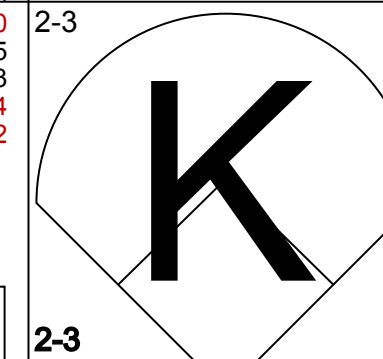
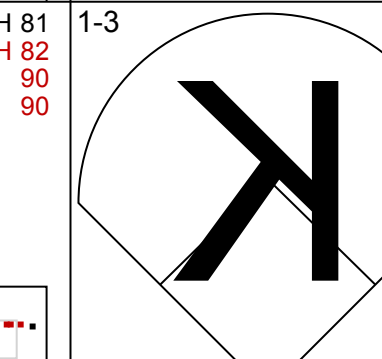
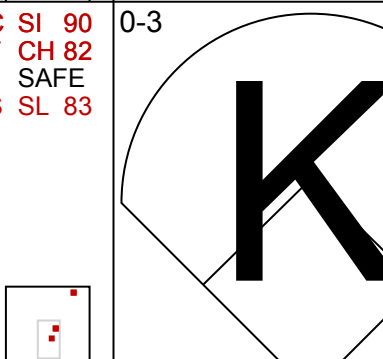
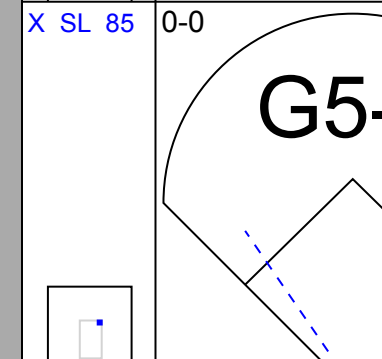
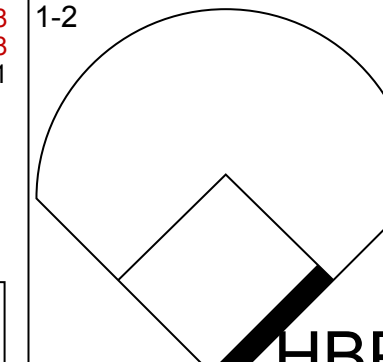

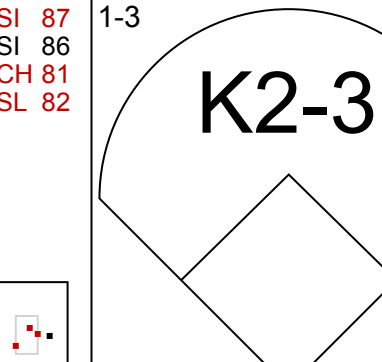
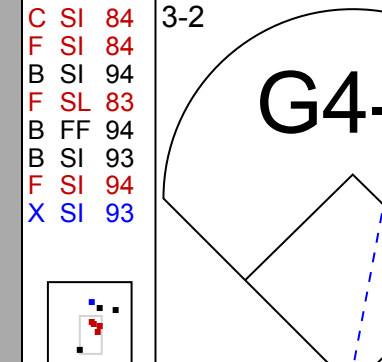
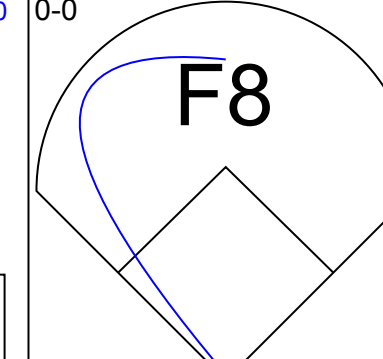

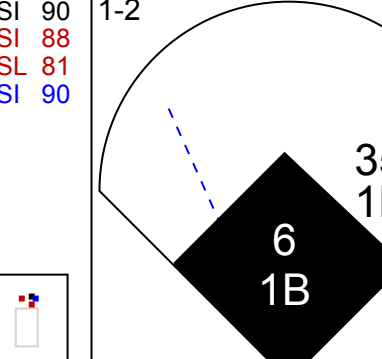
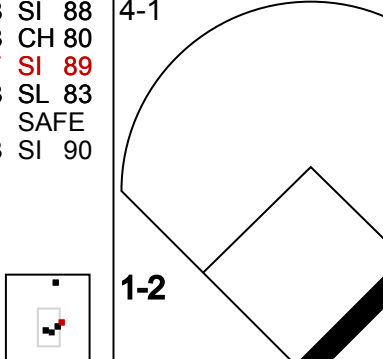
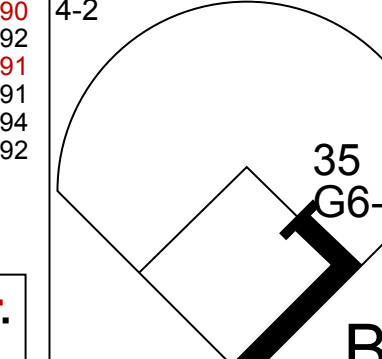


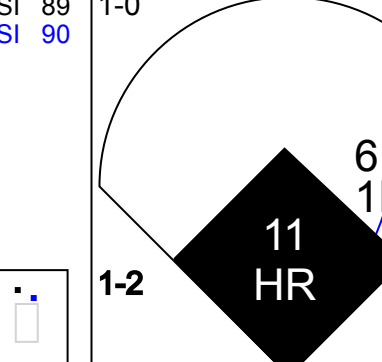
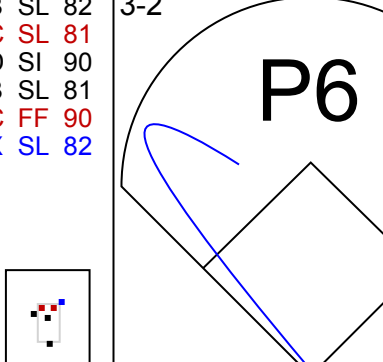
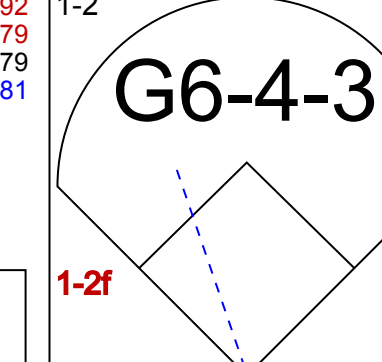



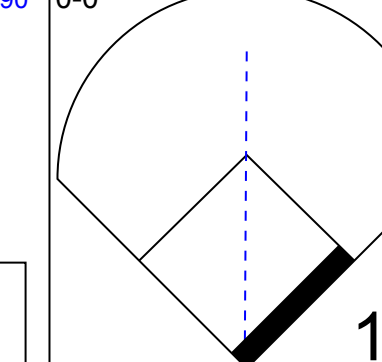


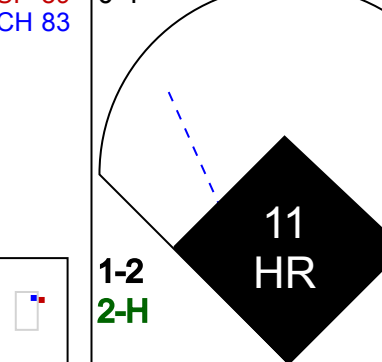

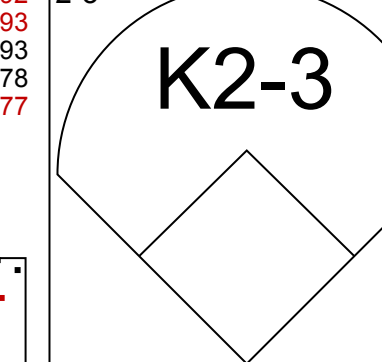
Batter	1	2	3	4	5	6	7	8	9	AB	R	H	RBI	BB	SO	LOB	BOTTOM			
23 Shannon Stewart, R OBP: 0.341, SLG: 0.294										4	1	1	2	1	0	3	<b>Detroit Tigers @ Toronto Blue Jays</b> Rogers Centre, Toronto, ON Fri Apr 18 2008, 7:07 PM EDT Att: 24,924 - Clear - 66 F			
2 Aaron Hill, R OBP: 0.376, SLG: 0.470										4	0	1	1	0	0	1				
15 Alex Rios, R OBP: 0.423, SLG: 0.438										3	0	0	0	1	0	2				
10 Vernon Wells, R OBP: 0.400, SLG: 0.486										3	0	0	0	1	0	2				
Frank Thomas, R OBP: 0.306, SLG: 0.333										4	0	0	0	0	1	1				
20 Rod Barajas, R OBP: 0.350, SLG: 0.579										3	1	1	1	0	0	0				
19 Marco Scutaro, R OBP: 0.345, SLG: 0.267										3	0	0	0	0	1	1				
35 Lyle Overbay, L OBP: 0.368, SLG: 0.339										2	1	0	0	2	0	0				
9 Gregg Zaun, S OBP: 0.327, SLG: 0.304										2	1	0	0	1	0	2				
6 John McDonald, R OBP: 0.286, SLG: 0.091										1	0	0	0	0	0	2				
1 Joe Inglett, L OBP: 0.333, SLG: 0.316																				
<b>Inning Stats</b>	R: 0 E: 0 K: 0 S: 7	H: 0 LOB: 1 BB: 1 P: 14	R: 1 E: 0 K: 0 S: 10	H: 1 LOB: 0 BB: 0 P: 12	R: 0 E: 0 K: 0 S: 6	H: 0 LOB: 0 BB: 0 P: 9	R: 0 E: 0 K: 0 S: 9	H: 0 LOB: 1 BB: 1 P: 17	R: 0 E: 0 K: 0 S: 9	H: 0 LOB: 0 BB: 0 P: 7	R: 0 E: 0 K: 1 S: 8	H: 0 LOB: 1 BB: 1 P: 16	R: 0 E: 0 K: 1 S: 12	H: 0 LOB: 1 BB: 1 P: 19	R: 0 E: 0 K: 0 S: 10	H: 0 LOB: 2 BB: 2 P: 21	1B: 1 2B: 0 3B: 1 HR: 1	SF: 0 SAC: 0 DP: 1 HBP: 1	WP: 0 PB: 0 SB: 0 CS: 0	PA: 37
<b>PITCHER</b>	IP WLS BF H R ER SO BB IBB HBP BLK WP HR S P ERA WHIP															IP WLS BF H R ER SO BB IBB HBP BLK WP HR S P ERA WHIP				
Kenny Rogers, L ERA: 6.33	6.2 W 27 3 4 4 0 4 0 0 0 0 0 2 3 5.40 1.050																			
45 Aquilino Lopez, R ERA: 0.71	0.1 H 1 0 0 0 0 0 0 0 0 0 0 2 3 0.00 0.000																			
52 Denny Bautista, R ERA: 1.13	1.0 H 4 0 0 0 1 1 0 0 0 0 0 0 12 19 0.00 1.000																			
59 Todd Jones, R ERA: 1.29	1.0 5 0 0 0 0 2 0 0 0 0 0 0 10 21 0.00 2.000																			









Batter	1	2	3	4	5	6	7	8	9	AB	R	H	RBI	BB	SO	LOB	TOP					
36 Clete Thomas, L OBP: 0.327, SLG: 0.396										5	0	3	2	0	1	1						
Ivan Rodriguez, R OBP: 0.292, SLG: 0.369										4	0	0	0	1	3	4						
9 Carlos Guillen, S OBP: 0.458, SLG: 0.623										3	0	0	0	1	2	0						
30 Magglio Ordonez, R OBP: 0.354, SLG: 0.429										3	1	0	0	1	1	3						
24 Miguel Cabrera, R OBP: 0.338, SLG: 0.485										4	0	1	1	0	1	0						
Jacque Jones, L OBP: 0.244, SLG: 0.195										3	1	1	0	1	0	1						
Edgar Renteria, R OBP: 0.333, SLG: 0.408										4	1	1	0	0	1	2						
25 Ryan Raburn, R OBP: 0.429, SLG: 0.455										3	0	0	0	1	0	1						
15 Brandon Inge, R OBP: 0.371, SLG: 0.481										3	0	0	0	1	0	3						
<b>Inning Stats</b>	R: 0 E: 0 K: 3 S: 11	H: 0 LOB: 0 BB: 0 P: 18	R: 0 E: 0 K: 0 S: 10	H: 0 LOB: 1 BB: 1 P: 19	R: 0 E: 0 K: 0 S: 11	H: 0 LOB: 3 BB: 3 P: 28	R: 2 E: 0 K: 1 S: 17	H: 3 LOB: 2 BB: 1 P: 29	R: 1 E: 0 K: 0 S: 12	H: 1 LOB: 1 BB: 1 P: 19	R: 0 E: 0 K: 3 S: 9	H: 0 LOB: 0 BB: 0 P: 11	R: 0 E: 0 K: 1 S: 7	H: 0 LOB: 0 BB: 0 P: 8	R: 0 E: 0 K: 0 S: 7	H: 1 LOB: 0 BB: 0 P: 10	1B: 5 2B: 1 3B: 0 HR: 0	SF: 0 SAC: 0 DP: 2 HBP: 0	WP: 1 PB: 1 SB: 0 CS: 0	PA: 38		
<b>PITCHER</b>	IP WLS BF H R ER SO BB IBB HBP BLK WP HR S P ERA WHIP	IP WLS BF H R ER SO BB IBB HBP BLK WP HR S P ERA WHIP	IP WLS BF H R ER SO BB IBB HBP BLK WP HR S P ERA WHIP	IP WLS BF H R ER SO BB IBB HBP BLK WP HR S P ERA WHIP	IP WLS BF H R ER SO BB IBB HBP BLK WP HR S P ERA WHIP	IP WLS BF H R ER SO BB IBB HBP BLK WP HR S P ERA WHIP	IP WLS BF H R ER SO BB IBB HBP BLK WP HR S P ERA WHIP	IP WLS BF H R ER SO BB IBB HBP BLK WP HR S P ERA WHIP	IP WLS BF H R ER SO BB IBB HBP BLK WP HR S P ERA WHIP	IP WLS BF H R ER SO BB IBB HBP BLK WP HR S P ERA WHIP	IP WLS BF H R ER SO BB IBB HBP BLK WP HR S P ERA WHIP	IP WLS BF H R ER SO BB IBB HBP BLK WP HR S P ERA WHIP	IP WLS BF H R ER SO BB IBB HBP BLK WP HR S P ERA WHIP	IP WLS BF H R ER SO BB IBB HBP BLK WP HR S P ERA WHIP	IP WLS BF H R ER SO BB IBB HBP BLK WP HR S P ERA WHIP	IP WLS BF H R ER SO BB IBB HBP BLK WP HR S P ERA WHIP	IP WLS BF H R ER SO BB IBB HBP BLK WP HR S P ERA WHIP	IP WLS BF H R ER SO BB IBB HBP BLK WP HR S P ERA WHIP	IP WLS BF H R ER SO BB IBB HBP BLK WP HR S P ERA WHIP	IP WLS BF H R ER SO BB IBB HBP BLK WP HR S P ERA WHIP	IP WLS BF H R ER SO BB IBB HBP BLK WP HR S P ERA WHIP	
A.J. Burnett, R ERA: 6.85	5.0	W	25	4	3	3	4	6	0	0	0	0	0	0	0	0	0	0	15	20	0.00	0.750
39 Jesse Carlson, L ERA: 1.13	1.1	H	5	1	0	0	2	0	0	0	0	0	0	0	0	0	0	0	1	2	0.00	0.000
57 Shawn Camp, R ERA: 9.0	1.2	H	5	0	0	0	3	0	0	0	0	0	0	0	0	0	0	0	7	10	0.00	1.000
49 Jeremy Accardo, R ERA: 9.0	1.0	S	3	1	0	0	0	0	0	0	0	0	0	0	0	0	0	0	7	10	0.00	1.000
<b>Batter</b>	<b>1</b>	<b>2</b>	<b>3</b>	<b>4</b>	<b>5</b>	<b>6</b>	<b>7</b>	<b>8</b>	<b>9</b>	<b>AB</b>	<b>R</b>	<b>H</b>	<b>RBI</b>	<b>BB</b>	<b>SO</b>	<b>LOB</b>	<b>BOTTOM</b>					
11 David Eckstein, R OBP: 0.367, SLG: 0.371										4	2	2	3	0	0	1						
2 Aaron Hill, R OBP: 0.376, SLG: 0.486										4	0	2	0	0	0	1						
15 Alex Rios, R OBP: 0.419, SLG: 0.472										4	0	1	1	0	0	2						
10 Vernon Wells, R OBP: 0.375, SLG: 0.449										4	0	0	0	0	3	3						
20 Rod Barajas, R OBP: 0.321, SLG: 0.440										3	0	0	0	0	1	1						
19 Marco Scutaro, R OBP: 0.385, SLG: 0.260										2	1	1	0	2	0	2						
35 Lyle Overbay, L OBP: 0.368, SLG: 0.323										4	1	1	0	0	1	3						
9 Gregg Zaun, S OBP: 0.339, SLG: 0.320										4	0	2	0	0	0	2						
6 John McDonald, R OBP: 0.294, SLG: 0.143										3	1	1	1	0	1	1						
<b>Inning Stats</b>	R: 1 E: 0 K: 1 S: 14	H: 2 LOB: 2 BB: 0 P: 18	R: 0 E: 0 K: 1 S: 9	H: 0 LOB: 0 BB: 0 P: 14	R: 0 E: 0 K: 1 S: 11	H: 1 LOB: 1 BB: 0 P: 15	R: 4 E: 0 K: 1 S: 16	H: 4 LOB: 0 BB: 0 P: 22	R: 0 E: 0 K: 0 S: 14	H: 1 LOB: 2 BB: 1 P: 24	R: 0 E: 0 K: 0 S: 7	H: 1 LOB: 1 BB: 0 P: 8	R: 0 E: 0 K: 0 S: 14	H: 0 LOB: 0 BB: 0 P: 20	R: 0 E: 0 K: 1 S: 9	H: 1 LOB: 1 BB: 1 P: 16	1B: 7 2B: 2 3B: 0 HR: 1	SF: 0 SAC: 1 DP: 1 HBP: 1	WP: 0 PB: 0 SB: 1 CS: 0	PA: 36		
<b>PITCHER</b>	IP WLS BF H R ER SO BB IBB HBP BLK WP HR S P ERA WHIP	IP WLS BF H R ER SO BB IBB HBP BLK WP HR S P ERA WHIP	IP WLS BF H R ER SO BB IBB HBP BLK WP HR S P ERA WHIP	IP WLS BF H R ER SO BB IBB HBP BLK WP HR S P ERA WHIP	IP WLS BF H R ER SO BB IBB HBP BLK WP HR S P ERA WHIP	IP WLS BF H R ER SO BB IBB HBP BLK WP HR S P ERA WHIP	IP WLS BF H R ER SO BB IBB HBP BLK WP HR S P ERA WHIP	IP WLS BF H R ER SO BB IBB HBP BLK WP HR S P ERA WHIP	IP WLS BF H R ER SO BB IBB HBP BLK WP HR S P ERA WHIP	IP WLS BF H R ER SO BB IBB HBP BLK WP HR S P ERA WHIP	IP WLS BF H R ER SO BB IBB HBP BLK WP HR S P ERA WHIP	IP WLS BF H R ER SO BB IBB HBP BLK WP HR S P ERA WHIP	IP WLS BF H R ER SO BB IBB HBP BLK WP HR S P ERA WHIP	IP WLS BF H R ER SO BB IBB HBP BLK WP HR S P ERA WHIP	IP WLS BF H R ER SO BB IBB HBP BLK WP HR S P ERA WHIP	IP WLS BF H R ER SO BB IBB HBP BLK WP HR S P ERA WHIP	IP WLS BF H R ER SO BB IBB HBP BLK WP HR S P ERA WHIP	IP WLS BF H R ER SO BB IBB HBP BLK WP HR S P ERA WHIP	IP WLS BF H R ER SO BB IBB HBP BLK WP HR S P ERA WHIP	IP WLS BF H R ER SO BB IBB HBP BLK WP HR S P ERA WHIP	IP WLS BF H R ER SO BB IBB HBP BLK WP HR S P ERA WHIP	
29 Nate Robertson, L ERA: 7.48	5.0	L	25	5	5	5	0	1	0	0	0	0	0	0	0	0	0	0	21	28	0.00	0.500
31 Zach Miner, R ERA: 12.6	2.0		7	1	0	0	0	0	0	0	0	0	0	0	0	0	0	0	9	16	0.00	2.000
44 Bobby Seay, L ERA: 4.76	1.0		4	1	0	0	1	1	0	0	0	0	0	0	0	0	0	0	9	16	0.00	2.000

Detroit Tigers @ Toronto Blue Jays  
Rogers Centre, Toronto, ON  
Sun Apr 20 2008, 1:07 PM EDT  
Att: 30,139 - Sunny - 68 F

AB 32  
R 3  
H 6  
RBI 3  
BB 6  
SO 9  
LOB 15



Detroit Tigers @ Toronto Blue Jays  
Rogers Centre, Toronto, ON  
Sun Apr 20 2008, 1:07 PM EDT  
Att: 30,139 - Sunny - 68 F

AB 32  
R 5  
H 10  
RBI 5  
SO 6  
LOB 16





Batter	1	2	3	4	5	6	7	8	9	AB	R	H	RBI	BB	SO	LOB	TOP
36 Clete Thomas, L OBP: 0.333, SLG: 0.386	G1-3	G1		FC3-6		1B			G4-3	4	0	1	0	1	0	1	
Ivan Rodriguez, R OBP: 0.316, SLG: 0.414		2B		FC6-4		1B			24 BB	5	0	4	1	0	0	1	
9 Carlos Guillen, S OBP: 0.429, SLG: 0.576	P6	G1		G4-3		P3			P5	5	0	0	0	0	0	7	
30 Magglio Ordonez, R OBP: 0.357, SLG: 0.419	F9					G4-3				4	0	1	0	1	1	1	
24 Miguel Cabrera, R OBP: 0.341, SLG: 0.465						G5-3			F9	3	1	0	0	2	0	3	
Jacque Jones, L OBP: 0.224, SLG: 0.178	E6	F8				F9				4	1	0	0	0	1	1	
39 Ramon Santiago, S OBP: 0.500, SLG: 0.500									G3	1	0	0	0	0	0	3	
Edgar Renteria, R OBP: 0.341, SLG: 0.450				G6-3		HR			P4	4	2	2	1	0	0	0	
25 Ryan Raburn, R OBP: 0.389, SLG: 0.400						F9			K	4	1	1	2	0	2	0	
15 Brandon Inge, R OBP: 0.364, SLG: 0.463	SF8								G5-3	2	0	0	1	1	1	0	
<b>Inning Stats</b>	R: 0 H: 1 E: 0 K: 0 S: 14	H: 3 R: 2 ER: 2 LOB: 3 BB: 0 P: 20	R: 0 H: 0 E: 0 K: 1 S: 9	H: 0 R: 0 ER: 0 LOB: 1 BB: 1 P: 12	R: 0 H: 0 E: 0 K: 0 S: 9	H: 0 R: 0 ER: 0 LOB: 1 BB: 1 P: 15	R: 1 H: 3 E: 0 K: 1 S: 14	H: 3 R: 0 ER: 0 LOB: 0 BB: 0 P: 19	R: 0 H: 0 E: 0 K: 2 S: 7	H: 0 R: 0 ER: 0 LOB: 0 BB: 0 P: 13	R: 0 H: 2 E: 0 K: 0 S: 14	H: 2 R: 0 ER: 0 LOB: 3 BB: 1 P: 21	1B: 7 2B: 1 3B: 0 HR: 1	SF: 1 SAC: 0 DP: 0 HBP: 0	WP: 0 PB: 0 SB: 0 CS: 0	PA: 42	
<b>PITCHER</b>	IP WLS BF H R ER SO BB IBB HBP BLK WP HR S P ERA WHIP																
28 Shaun Marcum, R ERA: 3.42	5.2 L 27 5 5 4 2 4 0 0 0 0 1 62 103 6.35 1.588																
56 Brian Tallet, L ERA: 2.39	1.1 6 2 0 0 2 0 0 0 0 0 0 15 19 0.00 1.500																
54 Jason Frasor, R ERA: 3.52	2.0 9 2 0 0 1 1 0 0 0 0 0 22 34 0.00 1.500																

**Detroit Tigers @ Toronto Blue Jays**  
 Rogers Centre, Toronto, ON  
 Mon Apr 21 2008, 12:37 PM EDT  
 Att: 25,287 - Partly Cloudy - 66 F

**AB 36**  
**R 5**  
**H 9**  
**RBI 5**  
**BB 5**  
**SO 5**  
**LOB 17**




Batter	1	2	3	4	5	6	7	8	9	AB	R	H	RBI	BB	SO	LOB	BOTTOM			
11 David Eckstein, R OBP: 0.397, SLG: 0.351	K		L7						F8	4	0	0	0	1	1	3				
23 Shannon Stewart, R OBP: 0.326, SLG: 0.263	F7								L9	4	0	0	0	1	0	2				
2 Aaron Hill, R OBP: 0.372, SLG: 0.468	P3		G6-3							3	0	0	0	1	1	3				
15 Alex Rios, R OBP: 0.400, SLG: 0.447		G6-3		F8		G6-3				4	0	0	0	0	1	1				
Matt Stairs, L OBP: 0.360, SLG: 0.391		F8				P6			F8	4	0	1	0	0	0	1				
35 Lyle Overbay, L OBP: 0.388, SLG: 0.338										3	0	2	0	1	1	0				
19 Marco Scutaro, R OBP: 0.358, SLG: 0.245			G5-3						F9	3	0	0	0	1	1	3				
9 Gregg Zaun, S OBP: 0.350, SLG: 0.377										3	1	1	1	1	1	3				
1 Joe Inglett, L OBP: 0.393, SLG: 0.480									G3-1	4	0	2	0	0	0	3				
<b>Inning Stats</b>	R: 0 H: 0 E: 0 K: 1 S: 7	H: 0 R: 0 ER: 0 LOB: 0 BB: 0 P: 11	R: 0 H: 0 E: 0 K: 1 S: 8	H: 0 R: 0 ER: 0 LOB: 0 BB: 0 P: 15	R: 0 H: 1 E: 0 K: 0 S: 13	H: 2 R: 0 ER: 0 LOB: 3 BB: 1 P: 24	R: 0 H: 0 E: 0 K: 1 S: 8	H: 0 R: 0 ER: 0 LOB: 0 BB: 1 P: 16	R: 0 H: 1 E: 0 K: 1 S: 11	H: 1 R: 0 ER: 0 LOB: 1 BB: 0 P: 17	R: 0 H: 0 E: 0 K: 1 S: 12	H: 0 R: 0 ER: 0 LOB: 2 BB: 2 P: 20	R: 0 H: 0 E: 0 K: 1 S: 8	H: 0 R: 0 ER: 0 LOB: 0 BB: 0 P: 23	R: 1 H: 1 E: 0 K: 0 S: 10	H: 1 R: 0 ER: 0 LOB: 0 BB: 0 P: 17	1B: 4 2B: 1 3B: 0 HR: 1	SF: 0 SAC: 0 DP: 1 HBP: 0	WP: 1 PB: 0 SB: 0 CS: 0	PA: 38
<b>PITCHER</b>	IP WLS BF H R ER SO BB IBB HBP BLK WP HR S P ERA WHIP																			
58 Armando Galarraga, R ERA: 1.5	5.1 W 22 3 0 0 4 4 0 0 0 0 0 46 85 0.00 1.312																			
50 Clay Rapada, L ERA:	0.1 2 1 0 0 0 0 0 0 0 0 0 5 7 0.00 3.000																			
45 Aquilino Lopez, R ERA: 0.63	1.1 5 1 0 0 1 0 0 0 0 1 0 16 26 0.00 0.750																			
52 Denny Bautista, R ERA: 1.0	1.0 5 0 0 0 1 2 0 0 0 0 0 0 8 23 0.00 2.000																			
59 Todd Jones, R ERA: 2.25	1.0 4 1 1 1 0 0 0 0 0 0 1 10 17 9.00 1.000																			


**Detroit Tigers @ Toronto Blue Jays**  
 Rogers Centre, Toronto, ON  
 Mon Apr 21 2008, 12:37 PM EDT  
 Att: 25,287 - Partly Cloudy - 66 F

**AB 32**  
**R 1**  
**H 6**  
**RBI 1**  
**BB 6**  
**SO 6**  
**LOB 19**





Batter	1	2	3	4	5	6	7	8	9	AB	R	H	RBI	BB	SO	LOB	TOP				
11 David Eckstein, R OBP: 0.341, SLG: 0.333	G1-3	CS	L6		F9		G5-3			4	0	0	0	0	0	0	<p>Toronto Blue Jays @ Tampa Bay Rays</p> <p>Champion Stadium, Lake Buena Vista, FL</p> <p>Tue Apr 22 2008, 7:10 PM EDT</p> <p>Att: 8,269 - Partly Cloudy - 80 F</p> <p>livebaseballscores.com</p> <p>AB 32 R 4 H 6 RBI 3 BB 2 SO 6 LOB 7</p> 				
2 Aaron Hill, R OBP: 0.367, SLG: 0.457	G1-3		K		G3-6-3 1B			L4		4	0	1	0	0	1	0					
Matt Stairs, L OBP: 0.352, SLG: 0.380	FC5-4 1B		K		G3-6-3 1-2			P6		4	0	1	0	0	1	1					
10 Vernon Wells, R OBP: 0.370, SLG: 0.476	FC5-4 1-2				F9			F9		4	1	1	1	0	0	1					
35 Lyle Overbay, L OBP: 0.381, SLG: 0.324		23 BB			G4-3			G6-3		3	1	0	0	1	1	0					
23 Shannon Stewart, R OBP: 0.340, SLG: 0.268		19 FC3-6 BB			9 1B			K		3	2	1	0	1	1	0					
9 Gregg Zaun, S OBP: 0.344, SLG: 0.368		19 FC3-6 BB			19 1B			F8		4	0	1	0	0	1	1					
19 Marco Scutaro, R OBP: 0.357, SLG: 0.250		11 CS FC3-6			1-3 2H 1B			K		3	0	1	2	0	1	1					
1 Joe Inglett, L OBP: 0.355, SLG: 0.429	F8				G4-3			G4-3		3	0	0	0	0	0	3					
Inning Stats	R: 0 E: 0 K: 0 S: 11	H: 1 LOB: 1 BB: 0 P: 14	R: 2 E: 1 K: 0 S: 12	H: 0 LOB: 0 BB: 2 P: 26	R: 0 E: 0 K: 2 S: 10	H: 0 LOB: 0 BB: 0 P: 15	R: 1 E: 0 K: 0 S: 13	H: 3 LOB: 2 BB: 0 P: 21	R: 0 E: 0 K: 0 S: 4	H: 1 LOB: 0 BB: 0 P: 7	R: 1 E: 0 K: 2 S: 10	H: 1 LOB: 0 BB: 0 P: 16	R: 0 E: 0 K: 1 S: 9	H: 0 LOB: 0 BB: 0 P: 10	R: 0 E: 0 K: 1 S: 8	H: 0 LOB: 0 BB: 0 P: 13		1B: 5 2B: 0 3B: 0 HR: 1	SF: 0 SAC: 0 DP: 1 HBP: 0	WP: 0 PB: 0 SB: 0 CS: 1	PA: 35
PITCHER	IP	WLS	BF	H	R	ER	SO	BB	IBB	HBP	BLK	WP	HR	S	P	ERA	WHIP				
33 James Shields, R ERA: 3.3	7.0	W	28	6	4	2	5	2	0	0	0	0	1	69	109	2.57	1.143				
35 Dan Wheeler, R ERA: 1.5	1.0	H	3	0	0	0	0	0	0	0	0	0	0	5	10	0.00	0.000				
40 Troy Percival, R ERA:	1.0	S	3	0	0	0	1	0	0	0	0	0	0	8	13	0.00	0.000				

Batter	1	2	3	4	5	6	7	8	9	AB	R	H	RBI	BB	SO	LOB	BOTTOM				
1 Akinori Iwamura, L OBP: 0.295, SLG: 0.231	G3		13 1B	FC1-2			F7			4	0	1	0	0	0	2	<p>Toronto Blue Jays @ Tampa Bay Rays</p> <p>Champion Stadium, Lake Buena Vista, FL</p> <p>Tue Apr 22 2008, 7:10 PM EDT</p> <p>Att: 8,269 - Partly Cloudy - 80 F</p> <p>livebaseballscores.com</p> <p>AB 34 R 6 H 12 RBI 6 BB 2 SO 11 LOB 11</p> 				
13 Carl Crawford, L OBP: 0.289, SLG: 0.356	G4-3		2 1B	G4-3			F8 2 1B			4	0	2	0	0	0	2					
2 B.J. Upton, R OBP: 0.400, SLG: 0.453	G3		G6-4-3				F8 1-3			4	0	0	0	0	1	3					
23 Carlos Pena, L OBP: 0.341, SLG: 0.463							K			4	0	0	0	0	4	1					
3 Evan Longoria, R OBP: 0.399, SLG: 0.485							K			3	2	1	1	1	2	0					
32 Eric Hinske, L OBP: 0.407, SLG: 0.750							K			4	3	3	2	0	1	0					
30 Dioner Navarro, S OBP: 0.462, SLG: 0.538							K			4	1	3	2	0	0	0					
Nathan Haynes, L OBP: 0.297, SLG: 0.257							K			3	0	1	0	1	1	1					
8 Jason Bartlett, R OBP: 0.235, SLG: 0.242							K			4	0	1	1	0	2	2					
Inning Stats	R: 0 E: 0 K: 0 S: 7	H: 0 LOB: 0 BB: 0 P: 9	R: 2 E: 0 K: 2 S: 17	H: 3 LOB: 1 BB: 0 P: 25	R: 0 E: 0 K: 1 S: 11	H: 2 LOB: 1 BB: 0 P: 15	R: 3 E: 0 K: 1 S: 17	H: 3 LOB: 1 BB: 2 P: 31	R: 0 E: 0 K: 3 S: 11	H: 0 LOB: 0 BB: 0 P: 17	R: 1 E: 0 K: 0 S: 4	H: 1 LOB: 0 BB: 0 P: 7	R: 0 E: 0 K: 1 S: 8	H: 1 LOB: 1 BB: 0 P: 11	R: 0 E: 0 K: 3 S: 13	H: 2 LOB: 2 BB: 0 P: 21		1B: 8 2B: 2 3B: 1 HR: 2	SF: 0 SAC: 0 DP: 2 HBP: 0	WP: 1 PB: 0 SB: 1 CS: 1	PA: 36
PITCHER	IP	WLS	BF	H	R	ER	SO	BB	IBB	HBP	BLK	WP	HR	S	P	ERA	WHIP				
51 Jesse Litsch, R ERA: 6.16	3.1	L	18	8	5	4	3	2	0	0	0	0	1	49	76	13.50	3.000				
39 Jesse Carlson, L ERA: 1.74	2.1		8	1	1	1	3	0	0	0	0	0	1	17	26	3.86	0.429				
57 Shawn Camp, R ERA:	1.0		4	1	0	0	0	0	0	0	0	0	0	6	10	0.00	1.000				
37 Scott Downs, L ERA: 0.82	1.1		6	2	0	0	4	0	0	0	0	1	0	16	24	0.00	1.500				



Batter	1	2	3	4	5	6	7	8	9	AB	R	H	RBI	BB	SO	LOB	TOP										
11 David Eckstein, R (1, 6) OBP: 0.352, SLG: 0.338	4-0 G6-3 23 G5-3 BB		1-1 SH1-3		1-3 K		0-0 G5-4-3 1B			2	0	1	0	1	1	1	<p>Toronto Blue Jays @ Tampa Bay Rays</p> <p>Champion Stadium, Lake Buena Vista, FL</p> <p>Wed Apr 23 2008, 7:10 PM EDT</p> <p>Att: 8,989 - Cloudy - 72 F</p> <p>livebaseballscorecards.com</p>										
23 Shannon Stewart, R (1, 7) OBP: 0.333, SLG: 0.290	1-2 G5-3		4-0 FC6-4 BB		2-1 P5		1-0 G5-4-3 1-2			3	0	0	0	1	0	3											
2 Aaron Hill, R (1, 4) OBP: 0.351, SLG: 0.435	1-1 G6-3		0-1 P4		1-0 G5-3			0-1 G5-3		4	0	0	0	0	0	4											
10 Vernon Wells, R (1, 8) OBP: 0.375, SLG: 0.477	3-2 K		2-2 FC6-4		0-0 HR			3-2 1B		4	1	2	0	0	1	3											
Matt Stairs, L (1, 9) OBP: 0.362, SLG: 0.500		1-1 HR		2-2 F7		1-1 HR		2-1 F7		4	2	3	0	0	0	1											
20 Rod Barajas, R (1, 3) OBP: 0.281, SLG: 0.379	1-1 L6		2-1 F7		1-0 G6-3			2-2 G6-3		4	0	0	0	0	0	1											
9 Gregg Zaun, S (1, 2) OBP: 0.338, SLG: 0.350	1-2 G4-3		4-2 BB		0-0 G3			3-2 L9		3	0	0	0	1	0	0											
14 Robinson Diaz, R (1, 10)	0-0 G4-3		0-0 L8		2-2 G6-3			1-3 K		4	0	0	0	0	1	1											
1 Joe Inglett, L (1, 5) OBP: 0.371, SLG: 0.419			4-2 SH1-3 BB		1-2 S		1-1 F7		2-2 F7	3	0	1	0	1	0	0											
<b>Inning Stats</b>	R: 0 E: 0 K: 1 S: 8	H: 0 LOB: 1 BB: 1 P: 17	R: 1 E: 0 K: 0 S: 8	H: 1 LOB: 0 BB: 0 P: 11	R: 0 E: 0 K: 0 S: 9	H: 0 LOB: 2 BB: 2 P: 20	R: 0 E: 0 K: 0 S: 8	H: 0 LOB: 1 BB: 1 P: 16	R: 0 E: 0 K: 1 S: 10	H: 1 LOB: 0 BB: 0 P: 15	R: 2 E: 0 K: 0 S: 10	H: 2 LOB: 0 BB: 0 P: 14	R: 0 E: 0 K: 0 S: 4	H: 1 LOB: 0 BB: 0 P: 6	R: 0 E: 0 K: 0 S: 10	H: 0 LOB: 1 BB: 0 P: 17	R: 0 E: 0 K: 1 S: 15	H: 0 LOB: 0 BB: 0 P: 21	1B: 4 2B: 0 3B: 0 HR: 2	SF: 0 SAC: 1 DP: 1 HBP: 0	WP: 0 PB: 0 SB: 2 CS: 0	PA: 36					
<b>PITCHER</b>	IP	WLS	BF	H	R	ER	SO	BB	IBB	HBP	BLK	WP	HR	S	P	ERA	WHIP										
49 Jason Hammel, R (1, 1) ERA: 4.32	6.0	W	26	4	3	3	2	4	0	0	0	0	2	53	93	4.50	1.333										
35 Dan Wheeler, R (7, 1) ERA: 1.5	2.0	H	7	2	0	0	0	0	0	0	0	0	0	14	23	0.00	1.000										
40 Troy Percival, R (9, 1) ERA:	1.0	S	3	0	0	0	1	0	0	0	0	0	0	15	21	0.00	0.000										


Batter	1	2	3	4	5	6	7	8	9	AB	R	H	RBI	BB	SO	LOB	BOTTOM										
1 Akinori Iwamura, L (1, 4) OBP: 0.293, SLG: 0.232	2-2 G6-3			2-1 F8 13 G3 1B		1-3 K	1-0 G5-3			4	0	1	0	0	1	2	<p>Toronto Blue Jays @ Tampa Bay Rays</p> <p>Champion Stadium, Lake Buena Vista, FL</p> <p>Wed Apr 23 2008, 7:10 PM EDT</p> <p>Att: 8,989 - Cloudy - 72 F</p> <p>livebaseballscorecards.com</p>										
13 Carl Crawford, L (1, 7) OBP: 0.288, SLG: 0.385	2-2 G4-3			0-2 G3		0-0 2 BB		0-0 2 SF8		4	2	2	1	0	0	1											
2 B.J. Upton, R (1, 8) OBP: 0.393, SLG: 0.442	1-3 K			3-2 F8		3-H 3 1B		1-1 SF8		2	1	0	1	1	1	1											
23 Carlos Pena, L (1, 3) OBP: 0.337, SLG: 0.451		2-1 G5-4-3 1B		2-3 K		1-2 3 1B BB		3-H 1-2 G3-1		4	0	1	0	0	2	4											
3 Evan Longoria, R (1, 5) OBP: 0.349, SLG: 0.459		1-0 G5-4-3			0-1 G5-3		1-0 32 1B		0-2 G4-3	4	0	1	2	0	0	1											
32 Eric Hinske, L (1, 9) OBP: 0.403, SLG: 0.727		1-1 F9			0-1 P5		1-3 2-H 3-H 1B			3	0	1	1	0	0	0											
Nathan Haynes, L (8, 9) OBP: 0.297, SLG: 0.257										0	0	0	0	0	0	0											
31 Jonny Gomes, R (1, 10) OBP: 0.382, SLG: 0.522				0-0 G6-3 1B		0-0 G6-3		0-1 P4		3	0	1	0	0	0	2											
30 Dioner Navarro, S (1, 2) OBP: 0.438, SLG: 0.563				1-0 G6-3		2-1 8 1B 13 1B		1-0 G4-3		3	1	1	0	0	0	1											
8 Jason Bartlett, R (1, 6) OBP: 0.239, SLG: 0.246				1-1 G5-3		3-2 13 1B 3 1B		3-1 L4		3	1	1	0	0	0	0											
<b>Inning Stats</b>	R: 0 E: 0 K: 1 S: 10	H: 0 LOB: 0 BB: 0 P: 15	R: 0 E: 0 K: 0 S: 5	H: 1 LOB: 0 BB: 0 P: 9	R: 0 E: 0 K: 0 S: 4	H: 1 LOB: 0 BB: 0 P: 6	R: 0 E: 0 K: 1 S: 11	H: 1 LOB: 1 BB: 0 P: 18	R: 0 E: 0 K: 0 S: 5	H: 0 LOB: 0 BB: 0 P: 5	R: 4 E: 0 K: 2 S: 19	H: 5 LOB: 2 BB: 1 P: 34	R: 0 E: 0 K: 0 S: 4	H: 0 LOB: 0 BB: 0 P: 9	R: 1 E: 0 K: 0 S: 9	H: 1 LOB: 0 BB: 0 P: 11	1B: 7 2B: 1 3B: 1 HR: 0	SF: 1 SAC: 0 DP: 2 HBP: 0	WP: 0 PB: 0 SB: 0 CS: 0	PA: 32							
<b>PITCHER</b>	IP	WLS	BF	H	R	ER	SO	BB	IBB	HBP	BLK	WP	HR	S	P	ERA	WHIP										
32 Roy Halladay, R (1, 1) ERA: 3.73	8.0	L	32	9	5	5	4	1	0	0	0	0	0	67	107	5.62	1.250										




Batter	1	2	3	4	5	6	7	8	9	AB	R	H	RBI	BB	SO	LOB	TOP									
11 David Eckstein, R OBP: 0.337, SLG: 0.321	F9		SH2-4		G6-3		F9		F8	4	0	0	0	0	0	4	<b>Toronto Blue Jays @ Tampa Bay Rays</b> Champion Stadium, Lake Buena Vista, FL Thu Apr 24 2008, 7:10 PM EDT Att: 9,540 - Partly Cloudy - 79 F									
2 Aaron Hill, R OBP: 0.347, SLG: 0.438	G4-3		P6		G3-1 10 WP		L8			4	1	1	0	0	0	2										
15 Alex Rios, R OBP: 0.391, SLG: 0.436 1 Joe Inglett, L OBP: 0.351, SLG: 0.394	K		K		G3-1			G6-3		2	0	0	0	0	2	1										
10 Vernon Wells, R OBP: 0.360, SLG: 0.456		K		L7	F7			L7		4	0	0	0	0	1	0										
Matt Stairs, L OBP: 0.344, SLG: 0.474 20 Rod Barajas, R OBP: 0.273, SLG: 0.367	F9			L6		P2		P6		3	0	0	0	0	0	0										
23 Shannon Stewart, R OBP: 0.345, SLG: 0.292	F7					F8				4	0	2	0	0	0	0										
35 Lyle Overbay, L OBP: 0.399, SLG: 0.329 6 John McDonald, R OBP: 0.294, SLG: 0.143			9 BB 19 BB			G3-1			9 BB 35 BB	2	1	1	0	2	0	0										
9 Gregg Zaun, S OBP: 0.361, SLG: 0.365			11 SH2-4 19 BB					F9		3	1	2	0	1	0	2										
19 Marco Scutaro, R OBP: 0.351, SLG: 0.250			11 SH2-4 3H		F9		G4-3		K	4	0	1	1	0	1	6										
<b>Inning Stats</b>	R: 0 E: 0 K: 1 S: 8	H: 0 LOB: 0 BB: 0 P: 11	R: 0 E: 0 K: 1 S: 11	H: 0 LOB: 0 BB: 0 P: 16	R: 2 E: 0 K: 1 S: 11	H: 3 LOB: 1 BB: 0 P: 14	R: 0 E: 0 K: 0 S: 15	H: 1 LOB: 3 BB: 2 P: 26	R: 1 E: 0 K: 0 S: 10	H: 1 LOB: 0 BB: 0 P: 18	R: 0 E: 0 K: 0 S: 7	H: 0 LOB: 0 BB: 0 P: 10	R: 0 E: 0 K: 0 S: 12	H: 1 LOB: 1 BB: 0 P: 19	R: 0 E: 0 K: 0 S: 7	H: 0 LOB: 0 BB: 0 P: 11		R: 0 E: 0 K: 1 S: 8	H: 1 LOB: 3 BB: 1 P: 16	1B: 5 2B: 2 3B: 0 HR: 0	SF: 0 SAC: 1 DP: 0 HBP: 0	WP: 1 PB: 0 SB: 1 CS: 0	PA: 37			
<b>PITCHER</b>	IP	WLS	BF	H	R	ER	SO	BB	IBB	HBP	BLK	WP	HR	S	P	ERA	WHIP									
21 Andy Sonnanstine, R ERA: 5.28	(1, 1)	6.1	W 27	6	3	3	3	2	0	0	0	0	1	0	67	104	4.26	1.263								
47 Gary Glover, R ERA: 1.86	(7, 1)	1.1	H 4	0	0	0	0	0	0	0	0	0	0	0	11	17	0.00	0.000								
Trever Miller, L ERA: 2.7	(8, 1)	0.1	H 1	0	0	0	0	0	0	0	0	0	0	3	4	0.00	0.000									
40 Troy Percival, R ERA:	(9, 1)	1.0	S 5	1	0	0	1	1	0	0	0	0	0	8	16	0.00	2.000									

Batter	1	2	3	4	5	6	7	8	9	AB	R	H	RBI	BB	SO	LOB	BOTTOM								
1 Akinori Iwamura, L OBP: 0.281, SLG: 0.221	K		SH2-4	F7		F8		K		4	0	0	0	0	2	3	<b>Toronto Blue Jays @ Tampa Bay Rays</b> Champion Stadium, Lake Buena Vista, FL Thu Apr 24 2008, 7:10 PM EDT Att: 9,540 - Partly Cloudy - 79 F								
13 Carl Crawford, L OBP: 0.313, SLG: 0.396	K		G6-3		23 BB 3 SF9					5	1	3	1	0	1	1									
2 B.J. Upton, R OBP: 0.383, SLG: 0.420	G5-3		K		3 SF9 32 BB		L7			4	1	0	0	1	1	3									
23 Carlos Pena, L OBP: 0.333, SLG: 0.432		K		F7	32 BB 30 BB		K			3	1	0	0	1	2	1									
3 Evan Longoria, R OBP: 0.383, SLG: 0.564					32 BB 3B		SF9		30 S	2	1	2	1	1	0	0									
32 Eric Hinske, L OBP: 0.394, SLG: 0.695		K			26 CS 30 BB		F8			4	0	1	2	0	1	3									
26 Gabe Gross, L OBP: 0.345, SLG: 0.261		K			3H 8 WP 30 BB		P2			3	0	0	0	1	2	4									
30 Dioner Navarro, S OBP: 0.500, SLG: 0.556			1 SH2-4 13 G6-3		8 WP 8 BB				G3	2	1	1	1	2	0	1									
8 Jason Bartlett, R OBP: 0.253, SLG: 0.250			13 G6-3 1 SH2-4		1-2 2H		K		F8	3	0	1	0	1	1	2									
<b>Inning Stats</b>	R: 0 E: 0 K: 2 S: 8	H: 0 LOB: 0 BB: 0 P: 9	R: 0 E: 0 K: 3 S: 9	H: 0 LOB: 1 BB: 1 P: 17	R: 1 E: 0 K: 1 S: 11	H: 1 LOB: 1 BB: 1 P: 20	R: 1 E: 0 K: 0 S: 10	H: 2 LOB: 3 BB: 3 P: 27	R: 3 E: 1 K: 1 S: 16	H: 2 LOB: 2 BB: 2 P: 30	R: 0 E: 0 K: 1 S: 12	H: 1 LOB: 1 BB: 0 P: 15	R: 0 E: 0 K: 1 S: 12	H: 1 LOB: 1 BB: 0 P: 18	R: 0 E: 0 K: 1 S: 14	H: 1 LOB: 1 BB: 0 P: 21		1B: 6 2B: 1 3B: 1 HR: 0	SF: 1 SAC: 1 DP: 0 HBP: 0	WP: 1 PB: 0 SB: 3 CS: 1	PA: 39				
<b>PITCHER</b>	IP	WLS	BF	H	R	ER	SO	BB	IBB	HBP	BLK	WP	HR	S	P	ERA	WHIP								
29 Dustin McGowan, R ERA: 4.18	(1, 1)	4.0	L 22	4	5	4	6	7	0	0	0	0	0	7	11	9.00	2.750								
56 Brian Tallet, L ERA: 2.25	(5, 1)	0.2	4	1	0	0	0	0	0	0	0	0	0	7	11	0.00	1.500								
57 Shawn Camp, R ERA:	(5, 1)	1.0	4	1	0	0	1	0	0	0	0	0	0	12	15	0.00	1.000								
39 Jesse Carlson, L ERA: 1.59	(6, 1)	1.0	4	1	0	0	2	0	0	0	0	0	0	12	18	0.00	1.000								
49 Jeremy Accardo, R ERA: 8.64	(7, 1)	0.1	1	0	0	0	0	0	0	0	0	0	0	3	4	0.00	0.000								
<b>PITCHER</b>	IP	WLS	BF	H	R	ER	SO	BB	IBB	HBP	BLK	WP	HR	S	P	ERA	WHIP								
52 B.J. Ryan, L ERA:	(8, 1)	1.0	4	1	0	0	1	0	0	0	0	0	0	14	21	0.00	1.000								

**AB 33**  
**R 3**  
**H 7**  
**RBI 1**  
**BB 3**  
**SO 4**  
**LOB 16**



**AB 30**  
**R 5**  
**H 8**  
**RBI 5**  
**BB 7**  
**SO 10**  
**LOB 18**





Batter	1	2	3	4	5	6	7	8	9	AB	R	H	RBI	BB	SO	LOB	TOP							
11 David Eckstein, R OBP: 0.330, SLG: 0.315										5	0	1	0	0	1	0	Toronto Blue Jays @ Kansas City Royals Kauffman Stadium, Kansas City, MO Fri Apr 25 2008, 7:10 PM CDT Att: 22,561 - Cloudy - 48 F							
2 Aaron Hill, R OBP: 0.343, SLG: 0.430										4	1	1	0	0	0	1								
15 Alex Rios, R OBP: 0.396, SLG: 0.439										4	1	2	0	0	0	1								
10 Vernon Wells, R OBP: 0.346, SLG: 0.436										4	0	0	1	0	0	3								
Matt Stairs, L OBP: 0.354, SLG: 0.483										3	1	1	0	0	1	1								
33 Scott Rolen, R OBP: 0.500, SLG: 0.667										3	0	1	2	1	0	1								
35 Lyle Overbay, L OBP: 0.402, SLG: 0.377										4	1	2	1	0	0	2								
23 Shannon Stewart, R OBP: 0.323, SLG: 0.269										4	0	0	0	0	1	2								
20 Rod Barajas, R OBP: 0.250, SLG: 0.333										3	0	0	0	0	1	2								
9 Gregg Zaun, S OBP: 0.356, SLG: 0.359										1	0	0	0	0	0	0								
<b>Inning Stats</b>	R: 0 E: 0 K: 1 S: 14	H: 1 LOB: 1 BB: 0 P: 20	R: 0 E: 0 K: 2 S: 12	H: 1 LOB: 2 BB: 1 P: 21	R: 0 E: 0 K: 0 S: 7	H: 0 LOB: 0 BB: 0 P: 9	R: 0 E: 0 K: 0 S: 8	H: 1 LOB: 1 BB: 0 P: 10	R: 0 E: 0 K: 1 S: 7	H: 0 LOB: 0 BB: 0 P: 11	R: 0 E: 0 K: 0 S: 6	H: 1 LOB: 1 BB: 0 P: 9	R: 1 E: 0 K: 1 S: 9	H: 1 LOB: 0 BB: 0 P: 13	R: 3 E: 0 K: 0 S: 15	H: 3 LOB: 1 BB: 0 P: 23	R: 0 E: 0 K: 0 S: 8	H: 0 LOB: 0 BB: 0 P: 12	1B: 5 2B: 2 3B: 0 HR: 1	SF: 0 SAC: 0 DP: 0 HBP: 1	WP: 0 PB: 0 SB: 0 CS: 0	PA: 37		
<b>PITCHER</b>	IP WLS BF H R ER SO BB IBB HBP BLK WP HR S P ERA WHIP	IP WLS BF H R ER SO BB IBB HBP BLK WP HR S P ERA WHIP	IP WLS BF H R ER SO BB IBB HBP BLK WP HR S P ERA WHIP	IP WLS BF H R ER SO BB IBB HBP BLK WP HR S P ERA WHIP	IP WLS BF H R ER SO BB IBB HBP BLK WP HR S P ERA WHIP	IP WLS BF H R ER SO BB IBB HBP BLK WP HR S P ERA WHIP	IP WLS BF H R ER SO BB IBB HBP BLK WP HR S P ERA WHIP	IP WLS BF H R ER SO BB IBB HBP BLK WP HR S P ERA WHIP	IP WLS BF H R ER SO BB IBB HBP BLK WP HR S P ERA WHIP	IP WLS BF H R ER SO BB IBB HBP BLK WP HR S P ERA WHIP	IP WLS BF H R ER SO BB IBB HBP BLK WP HR S P ERA WHIP	IP WLS BF H R ER SO BB IBB HBP BLK WP HR S P ERA WHIP	IP WLS BF H R ER SO BB IBB HBP BLK WP HR S P ERA WHIP	IP WLS BF H R ER SO BB IBB HBP BLK WP HR S P ERA WHIP	IP WLS BF H R ER SO BB IBB HBP BLK WP HR S P ERA WHIP	IP WLS BF H R ER SO BB IBB HBP BLK WP HR S P ERA WHIP	IP WLS BF H R ER SO BB IBB HBP BLK WP HR S P ERA WHIP	IP WLS BF H R ER SO BB IBB HBP BLK WP HR S P ERA WHIP	IP WLS BF H R ER SO BB IBB HBP BLK WP HR S P ERA WHIP	IP WLS BF H R ER SO BB IBB HBP BLK WP HR S P ERA WHIP	IP WLS BF H R ER SO BB IBB HBP BLK WP HR S P ERA WHIP	IP WLS BF H R ER SO BB IBB HBP BLK WP HR S P ERA WHIP	IP WLS BF H R ER SO BB IBB HBP BLK WP HR S P ERA WHIP	IP WLS BF H R ER SO BB IBB HBP BLK WP HR S P ERA WHIP

AB	35
R	4
H	8
RBI	4
BB	1
SO	4
LOB	13



Batter	1	2	3	4	5	6	7	8	9	AB	R	H	RBI	BB	SO	LOB	BOTTOM							
9 David DeJesus, L OBP: 0.455, SLG: 0.517										4	0	2	3	1	1	1	Toronto Blue Jays @ Kansas City Royals Kauffman Stadium, Kansas City, MO Fri Apr 25 2008, 7:10 PM CDT Att: 22,561 - Cloudy - 48 F							
13 Alberto Callaspo, S OBP: 0.394, SLG: 0.433										4	0	1	1	1	1	3								
4 Alex Gordon, L OBP: 0.362, SLG: 0.471										5	0	1	0	0	2	5								
11 Jose Guillen, R OBP: 0.209, SLG: 0.307										5	1	1	0	0	2	4								
2 Joey Gathright, L OBP: 0.296, SLG: 0.265										0	0	0	0	0	0	0								
24 Mark Teahen, L OBP: 0.351, SLG: 0.376										3	1	1	0	1	0	0								
16 Billy Butler, R OBP: 0.358, SLG: 0.384										4	0	1	1	0	0	1								
Esteban German, R OBP: 0.118, SLG: 0.063										0	1	0	0	0	0	0								
Ross Gload, L OBP: 0.343, SLG: 0.313										4	2	1	1	0	1	1								
14 John Buck, R OBP: 0.324, SLG: 0.328										4	2	2	2	0	0	0								
1 Tony Pena Jr., R OBP: 0.172, SLG: 0.164										2	1	1	0	1	0	0								
<b>Inning Stats</b>	R: 0 E: 0 K: 1 S: 9	H: 1 LOB: 1 BB: 0 P: 13	R: 0 E: 0 K: 0 S: 5	H: 0 LOB: 0 BB: 0 P: 5	R: 0 E: 0 K: 1 S: 9	H: 0 LOB: 1 BB: 1 P: 17	R: 0 E: 0 K: 2 S: 10	H: 1 LOB: 1 BB: 0 P: 15	R: 1 E: 0 K: 1 S: 8	H: 2 LOB: 2 BB: 1 P: 15	R: 0 E: 0 K: 0 S: 4	H: 0 LOB: 0 BB: 0 P: 7	R: 1 E: 1 K: 1 S: 13	H: 2 LOB: 1 BB: 0 P: 18	R: 6 E: 2 K: 1 S: 29	H: 5 LOB: 3 BB: 2 P: 43	R: 0 E: 0 K: 1 S: 8	H: 0 LOB: 0 BB: 0 P: 12	1B: 8 2B: 3 3B: 0 HR: 0	SF: 0 SAC: 1 DP: 0 HBP: 0	WP: 1 PB: 0 SB: 0 CS: 0	PA: 40		
<b>PITCHER</b>	IP WLS BF H R ER SO BB IBB HBP BLK WP HR S P ERA WHIP	IP WLS BF H R ER SO BB IBB HBP BLK WP HR S P ERA WHIP	IP WLS BF H R ER SO BB IBB HBP BLK WP HR S P ERA WHIP	IP WLS BF H R ER SO BB IBB HBP BLK WP HR S P ERA WHIP	IP WLS BF H R ER SO BB IBB HBP BLK WP HR S P ERA WHIP	IP WLS BF H R ER SO BB IBB HBP BLK WP HR S P ERA WHIP	IP WLS BF H R ER SO BB IBB HBP BLK WP HR S P ERA WHIP	IP WLS BF H R ER SO BB IBB HBP BLK WP HR S P ERA WHIP	IP WLS BF H R ER SO BB IBB HBP BLK WP HR S P ERA WHIP	IP WLS BF H R ER SO BB IBB HBP BLK WP HR S P ERA WHIP	IP WLS BF H R ER SO BB IBB HBP BLK WP HR S P ERA WHIP	IP WLS BF H R ER SO BB IBB HBP BLK WP HR S P ERA WHIP	IP WLS BF H R ER SO BB IBB HBP BLK WP HR S P ERA WHIP	IP WLS BF H R ER SO BB IBB HBP BLK WP HR S P ERA WHIP	IP WLS BF H R ER SO BB IBB HBP BLK WP HR S P ERA WHIP	IP WLS BF H R ER SO BB IBB HBP BLK WP HR S P ERA WHIP	IP WLS BF H R ER SO BB IBB HBP BLK WP HR S P ERA WHIP	IP WLS BF H R ER SO BB IBB HBP BLK WP HR S P ERA WHIP	IP WLS BF H R ER SO BB IBB HBP BLK WP HR S P ERA WHIP	IP WLS BF H R ER SO BB IBB HBP BLK WP HR S P ERA WHIP	IP WLS BF H R ER SO BB IBB HBP BLK WP HR S P ERA WHIP	IP WLS BF H R ER SO BB IBB HBP BLK WP HR S P ERA WHIP	IP WLS BF H R ER SO BB IBB HBP BLK WP HR S P ERA WHIP	IP WLS BF H R ER SO BB IBB HBP BLK WP HR S P ERA WHIP

AB	35
R	8
H	11
RBI	8
BB	4
SO	7
LOB	15





Batter	1	2	3	4	5	6	7	8	9	AB	R	H	RBI	BB	SO	LOB	TOP	
11 David Eckstein, R OBP: 0.343, SLG: 0.330										5	0	3	0	0	1	1	Toronto Blue Jays @ Kansas City Royals Kauffman Stadium, Kansas City, MO Sat Apr 26 2008, 6:10 PM CDT Att: 24,078 - Partly Cloudy - 60 F	
2 Aaron Hill, R OBP: 0.327, SLG: 0.408										5	0	0	0	0	1	5		
15 Alex Rios, R OBP: 0.396, SLG: 0.430										4	0	1	1	1	0	3		
10 Vernon Wells, R OBP: 0.333, SLG: 0.418										4	0	0	0	0	1	5		
Matt Stairs, L OBP: 0.362, SLG: 0.484										4	0	2	0	0	0	0		
6 John McDonald, R OBP: 0.294, SLG: 0.143										0	0	0	0	0	0	0		
33 Scott Rolen, R OBP: 0.500, SLG: 0.667										3	0	1	0	1	1	3		
35 Lyle Overbay, L OBP: 0.406, SLG: 0.367										2	0	0	0	2	0	1		
26 Adam Lind, L										4	0	0	0	0	0	6		
9 Gregg Zaun, S OBP: 0.364, SLG: 0.373										3	1	1	0	1	0	2		
<b>Inning Stats</b>	R: 0 H: 1 E: 0 K: 2 S: 12	H: 1 LOB: 1 BB: 0 P: 17	R: 0 H: 0 E: 0 K: 0 S: 6	H: 0 LOB: 2 BB: 2 P: 17	R: 0 H: 1 E: 0 K: 0 S: 10	H: 1 LOB: 1 BB: 0 P: 14	R: 1 H: 2 E: 1 K: 1 S: 18	H: 2 LOB: 1 BB: 0 P: 26	R: 0 H: 1 E: 0 K: 0 S: 6	H: 0 LOB: 1 BB: 1 P: 18	R: 0 H: 1 E: 0 K: 1 S: 11	H: 1 LOB: 3 BB: 2 P: 23	R: 0 H: 1 E: 0 K: 0 S: 8	H: 1 LOB: 1 BB: 0 P: 14	1B: 6 2B: 2 3B: 0 HR: 0	SF: 0 SAC: 0 DP: 2 HBP: 0	WP: 0 PB: 0 SB: 3 CS: 0	PA: 39
<b>PITCHER</b>	IP WLS BF H R ER SO BB IBB HBP BLK WP HR S P ERA WHIP																	
44 Luke Hochevar, R ERA: 5.91	6.0	W 25	6	1	1	3	2	0	0	0	0	0	0	63	99	1.50	1.333	
32 Ron Mahay, L ERA: 2.45	1.0	H 4	0	0	0	0	1	0	0	0	0	0	0	10	18	0.00	1.000	
46 Juan Carlos Oviedo, R ERA: 2.61	0.1	H 3	1	0	0	0	1	0	0	0	0	0	0	3	8	0.00	6.000	
Ramon E Ramirez, R ERA: 0.82	0.2	H 3	0	0	0	1	1	0	0	0	0	0	0	8	15	0.00	1.500	
48 Joakim Soria, R ERA:	1.0	S 4	1	0	0	0	0	0	0	0	0	0	0	8	14	0.00	1.000	
<b>Batter</b>	<b>1</b>	<b>2</b>	<b>3</b>	<b>4</b>	<b>5</b>	<b>6</b>	<b>7</b>	<b>8</b>	<b>9</b>	<b>AB</b>	<b>R</b>	<b>H</b>	<b>RBI</b>	<b>BB</b>	<b>SO</b>	<b>LOB</b>	<b>BOTTOM</b>	
9 David DeJesus, L OBP: 0.405, SLG: 0.455										4	0	0	0	0	2	1	Toronto Blue Jays @ Kansas City Royals Kauffman Stadium, Kansas City, MO Sat Apr 26 2008, 6:10 PM CDT Att: 24,078 - Partly Cloudy - 60 F	
13 Alberto Callaspo, S OBP: 0.405, SLG: 0.424										3	0	1	0	1	1	0		
Esteban German, R OBP: 0.118, SLG: 0.063										0	0	0	0	0	0	0		
4 Alex Gordon, L OBP: 0.367, SLG: 0.461										2	0	0	0	2	1	1		
11 Jose Guillen, R OBP: 0.211, SLG: 0.337										4	1	1	1	0	0	5		
24 Mark Teahen, L OBP: 0.347, SLG: 0.382										4	1	1	0	0	0	1		
16 Billy Butler, R OBP: 0.347, SLG: 0.371										3	0	0	0	0	0	1		
Ross Gload, L OBP: 0.342, SLG: 0.313										3	0	1	1	0	1	0		
14 John Buck, R OBP: 0.311, SLG: 0.313										3	0	0	0	0	0	1		
1 Tony Pena Jr., R OBP: 0.179, SLG: 0.203										3	0	1	0	0	0	1		
<b>Inning Stats</b>	R: 0 H: 0 E: 0 K: 2 S: 16	H: 0 LOB: 0 BB: 0 P: 26	R: 0 H: 1 E: 0 K: 0 S: 14	H: 1 LOB: 3 BB: 2 P: 27	R: 1 H: 2 E: 0 K: 0 S: 10	H: 2 LOB: 1 BB: 0 P: 13	R: 0 H: 0 E: 0 K: 0 S: 6	H: 0 LOB: 0 BB: 0 P: 8	R: 1 H: 1 E: 0 K: 0 S: 10	H: 1 LOB: 0 BB: 0 P: 14	R: 0 H: 0 E: 0 K: 1 S: 6	H: 0 LOB: 0 BB: 0 P: 9	R: 0 H: 1 E: 0 K: 1 S: 8	H: 1 LOB: 1 BB: 0 P: 14	1B: 2 2B: 1 3B: 1 HR: 1	SF: 0 SAC: 0 DP: 0 HBP: 0	WP: 0 PB: 0 SB: 0 CS: 0	PA: 32
<b>PITCHER</b>	IP WLS BF H R ER SO BB IBB HBP BLK WP HR S P ERA WHIP																	
28 Shaun Marcum, R ERA: 3.24	7.0	L 28	4	2	2	4	3	0	0	0	0	0	0	69	109	2.57	1.000	
39 Jesse Carlson, L ERA: 1.54	0.1	2	1	0	0	1	0	0	0	0	0	0	5	8	0.00	3.000		
49 Jeremy Accardo, R ERA: 8.0	0.2	2	0	0	0	0	0	0	0	0	0	0	3	6	0.00	0.000		



Batter	1	2	3	4	5	6	7	8	9	AB	R	H	RBI	BB	SO	LOB	TOP					
15 Alex Rios, R OBP: 0.415, SLG: 0.484										5	3	4	0	0	0	1						
35 Lyle Overbay, L OBP: 0.396, SLG: 0.357										5	0	1	1	0	1	2						
33 Scott Rolen, R OBP: 0.462, SLG: 0.818										5	1	2	2	0	0	4						
Matt Stairs, L OBP: 0.351, SLG: 0.456										4	0	0	0	1	2	2						
10 Vernon Wells, R OBP: 0.330, SLG: 0.412										4	0	1	0	0	0	0						
2 Aaron Hill, R OBP: 0.333, SLG: 0.412										4	0	2	0	0	0	2						
26 Adam Lind, L OBP: 0.333, SLG: 0.412										3	0	0	0	1	0	2						
20 Rod Barajas, R OBP: 0.250, SLG: 0.324										4	0	1	0	0	1	2						
6 John McDonald, R OBP: 0.286, SLG: 0.222										4	1	1	0	0	0	1						
<b>Inning Stats</b>	R: 2 H: 2 K: 0 S: 14	H: 2 LOB: 0 BB: 0 P: 26	R: 0 H: 1 K: 0 S: 8	H: 1 LOB: 0 BB: 0 P: 12	R: 0 H: 1 K: 1 S: 12	H: 1 LOB: 1 BB: 0 P: 17	R: 0 H: 1 K: 1 S: 11	H: 2 LOB: 1 BB: 0 P: 20	R: 1 H: 2 K: 1 S: 18	H: 2 LOB: 1 BB: 0 P: 28	R: 0 H: 0 K: 0 S: 5	H: 0 LOB: 0 BB: 0 P: 6	R: 0 H: 2 K: 0 S: 17	H: 2 LOB: 2 BB: 0 P: 27	R: 0 H: 1 K: 0 S: 8	H: 1 LOB: 1 BB: 1 P: 16	R: 2 H: 2 K: 1 S: 13	H: 2 LOB: 1 BB: 0 P: 19	1B: 8 2B: 3 HR: 1	SF: 0 SAC: 0 DP: 1 HBP: 0	WP: 2 PB: 0 SB: 0 CS: 1	PA: 40
<b>PITCHER</b>	IP WLS BF H R ER SO BB IBB HBP BLK WP HR S P ERA WHIP	IP WLS BF H R ER SO BB IBB HBP BLK WP HR S P ERA WHIP																				
55 Gil Meche, R ERA: 7.22	6.2 L 29 9 3 3 3 1 0 0 0 1 1 81 129 4.05 1.500																					
57 Joel Peralta, R ERA: 6.0	1.2 8 3 2 2 0 1 0 0 0 0 0 17 31 10.80 2.400																					
41 Jimmy Gobble, L ERA: 5.4	0.2 3 0 0 0 1 0 0 0 0 1 0 8 11 0.00 0.000																					

Toronto Blue Jays @ Kansas City Royals  
Kauffman Stadium, Kansas City, MO  
Sun Apr 27 2008, 1:10 PM CDT  
Att: 13,998 - Partly Cloudy - 52 F

livebaseballscores.com

AB 38  
R 5  
H 12  
RBI 3  
BB 2  
SO 4  
LOB 16

Batter	1	2	3	4	5	6	7	8	9	AB	R	H	RBI	BB	SO	LOB	BOTTOM	
9 David DeJesus, L OBP: 0.390, SLG: 0.432										4	0	1	2	0	0	0		
13 Alberto Callaspo, S OBP: 0.415, SLG: 0.432										4	0	2	0	0	0	1		
4 Alex Gordon, L OBP: 0.353, SLG: 0.441										4	0	0	0	0	3	3		
11 Jose Guillen, R OBP: 0.202, SLG: 0.323										4	0	0	0	0	0	0		
24 Mark Teahen, L OBP: 0.346, SLG: 0.380										3	0	1	0	0	0	0		
16 Billy Butler, R OBP: 0.337, SLG: 0.359										3	0	0	0	0	0	1		
21 Miguel Olivo, R OBP: 0.300, SLG: 0.579										3	0	0	0	0	1	1		
Ross Gload, L OBP: 0.355, SLG: 0.329										3	1	2	0	0	0	0		
1 Tony Pena Jr., R OBP: 0.171, SLG: 0.194										3	1	0	0	0	1	2		
<b>Inning Stats</b>	R: 0 H: 1 K: 1 S: 10	H: 0 LOB: 0 BB: 0 P: 18	R: 0 H: 0 K: 0 S: 7	H: 0 LOB: 0 BB: 0 P: 11	R: 2 H: 2 K: 1 S: 14	H: 2 LOB: 1 BB: 0 P: 19	R: 0 H: 0 K: 0 S: 6	H: 0 LOB: 0 BB: 0 P: 11	R: 0 H: 1 K: 1 S: 9	H: 1 LOB: 1 BB: 0 P: 12	R: 0 H: 0 K: 1 S: 7	H: 0 LOB: 0 BB: 0 P: 9	R: 0 H: 1 K: 0 S: 7	H: 1 LOB: 0 BB: 0 P: 8	1B: 6 2B: 1 3B: 0 HR: 0	SF: 0 SAC: 0 DP: 3 HBP: 0	WP: 0 PB: 0 SB: 0 CS: 1	PA: 31
<b>PITCHER</b>	IP WLS BF H R ER SO BB IBB HBP BLK WP HR S P ERA WHIP	IP WLS BF H R ER SO BB IBB HBP BLK WP HR S P ERA WHIP																
51 Jesse Litsch, R ERA: 4.85	7.0 W 25 5 2 1 4 0 0 0 0 0 7 9 0.00 0.714																	
52 B.J. Ryan, L ERA: 1.42	1.0 H 3 0 0 0 1 0 0 0 0 0 7 9 0.00 0.000																	
39 Jesse Carlson, L ERA: 1.42	1.0 S 3 1 0 0 0 0 0 0 0 0 7 8 0.00 1.000																	

Toronto Blue Jays @ Kansas City Royals  
Kauffman Stadium, Kansas City, MO  
Sun Apr 27 2008, 1:10 PM CDT  
Att: 13,998 - Partly Cloudy - 52 F

livebaseballscores.com

AB 31  
R 2  
H 6  
RBI 2  
BB 0  
SO 5  
LOB 8







Batter	1	2	3	4	5	6	7	8	9	AB	R	H	RBI	BB	SO	LOB	TOP					
15 Alex Rios, R OBP: 0.386, SLG: 0.449	G4-3		L8			G4-1		SF9		3	0	0	1	0	0	1	Toronto Blue Jays @ Boston Red Sox Fenway Park, Boston, MA Wed Apr 30 2008, 7:05 PM EDT Att: 37,710 - Cloudy - 50 F					
11 David Eckstein, R OBP: 0.321, SLG: 0.307	G4-3			K		F7		K		4	0	0	0	0	2	1						
33 Scott Rolen, R OBP: 0.361, SLG: 0.684	K			P3				K		4	0	1	0	0	2	1						
Matt Stairs, L OBP: 0.354, SLG: 0.452		L3								4	0	2	0	0	1	1						
6 John McDonald, R OBP: 0.296, SLG: 0.222										0	0	0	0	0	0	0						
10 Vernon Wells, R OBP: 0.325, SLG: 0.389		G4-3								3	0	0	0	1	0	1						
35 Lyle Overbay, L OBP: 0.398, SLG: 0.344										4	0	0	0	0	0	3						
2 Aaron Hill, R OBP: 0.325, SLG: 0.393										3	0	0	0	0	1	0						
26 Adam Lind, L OBP: 0.143, SLG: 0.077										3	1	1	0	0	0	0						
9 Gregg Zaun, S OBP: 0.373, SLG: 0.380										2	0	1	0	1	0	0						
19 Marco Scutaro, R OBP: 0.351, SLG: 0.250										0	0	0	0	0	0	0						
20 Rod Barajas, R OBP: 0.250, SLG: 0.324										0	0	0	0	0	0	0						
<b>Inning Stats</b>	R: 0 E: 0 K: 1 S: 6	H: 0 LOB: 0 BB: 0 P: 12	R: 0 E: 0 K: 0 S: 9	H: 0 LOB: 0 BB: 0 P: 15	R: 0 E: 0 K: 1 S: 13	H: 0 LOB: 1 BB: 1 P: 21	R: 0 E: 0 K: 1 S: 13	H: 1 LOB: 2 BB: 1 P: 23	R: 0 E: 0 K: 0 S: 8	H: 0 LOB: 0 BB: 0 P: 11	R: 0 E: 0 K: 1 S: 14	H: 1 LOB: 1 BB: 0 P: 20	R: 0 E: 0 K: 0 S: 6	H: 0 LOB: 0 BB: 0 P: 9	R: 1 E: 0 K: 2 S: 13	H: 2 LOB: 1 BB: 0 P: 19	R: 0 E: 0 K: 0 S: 9	H: 1 LOB: 1 BB: 0 P: 14	1B: 3 2B: 2 3B: 0 HR: 0	SF: 1 SAC: 0 DP: 0 HBP: 0	WP: 0 PB: 0 SB: 0 CS: 0	PA: 33
<b>PITCHER</b>	IP WLS BF H R ER SO BB IBB HBP BLK WP HR S P ERA WHIP	7.0 25 2 0 0 4 2 0 0 0 0 0 69 111 0.00 0.571	0.0 1 1 1 1 0 0 0 0 0 0 0 0 2 2 ∞ ∞	1.0 B 4 1 0 0 2 0 0 0 0 0 11 17 0.00 1.000	1.0 W 3 1 0 0 0 0 0 0 0 0 9 14 0.00 1.000	<b>PITCHER</b>										IP WLS BF H R ER SO BB IBB HBP BLK WP HR S P ERA WHIP						

Batter	1	2	3	4	5	6	7	8	9	AB	R	H	RBI	BB	SO	LOB	BOTTOM					
15 Dustin Pedroia, R OBP: 0.346, SLG: 0.420	F8		G5-3			G1-3		F8		4	0	0	0	0	0	2	Toronto Blue Jays @ Boston Red Sox Fenway Park, Boston, MA Wed Apr 30 2008, 7:05 PM EDT Att: 37,710 - Cloudy - 50 F					
20 Kevin Youkilis, R OBP: 0.387, SLG: 0.471	K							FC6-4		4	0	0	0	0	1	2						
34 David Ortiz, L OBP: 0.294, SLG: 0.350										4	1	2	1	0	1	0						
12 Jed Lowrie, S OBP: 0.371, SLG: 0.419	F7									0	0	0	0	0	0	0						
Manny Ramirez, R OBP: 0.410, SLG: 0.619										3	1	1	0	1	1	0						
25 Mike Lowell, R OBP: 0.268, SLG: 0.216										4	0	1	0	0	1	3						
44 Brandon Moss, L OBP: 0.286, SLG: 0.500										4	0	1	0	0	1	2						
Jason Varitek, S OBP: 0.291, SLG: 0.432										4	0	1	1	0	1	1						
Coco Crisp, S OBP: 0.311, SLG: 0.379										3	0	1	0	0	0	0						
23 Julio Lugo, R OBP: 0.324, SLG: 0.313										2	0	0	0	1	0	0						
<b>Inning Stats</b>	R: 0 E: 0 K: 1 S: 7	H: 0 LOB: 0 BB: 0 P: 11	R: 0 E: 0 K: 0 S: 7	H: 1 LOB: 1 BB: 0 P: 9	R: 0 E: 0 K: 0 S: 10	H: 0 LOB: 0 BB: 0 P: 14	R: 0 E: 0 K: 2 S: 9	H: 0 LOB: 0 BB: 0 P: 13	R: 0 E: 0 K: 1 S: 6	H: 0 LOB: 0 BB: 0 P: 11	R: 0 E: 0 K: 0 S: 11	H: 0 LOB: 0 BB: 0 P: 16	R: 1 E: 0 K: 1 S: 8	H: 2 LOB: 1 BB: 0 P: 12	R: 0 E: 0 K: 0 S: 11	H: 1 LOB: 2 BB: 1 P: 23	R: 1 E: 0 K: 1 S: 11	H: 3 LOB: 2 BB: 1 P: 24	1B: 4 2B: 2 3B: 0 HR: 1	SF: 0 SAC: 0 DP: 0 HBP: 0	WP: 0 PB: 0 SB: 0 CS: 0	PA: 34
<b>PITCHER</b>	IP WLS BF H R ER SO BB IBB HBP BLK WP HR S P ERA WHIP	7.1 27 4 1 1 1 1 1 0 0 0 0 0 4 7 0.00 0.000	0.2 2 0 0 0 0 0 0 0 0 0 0 0 4 7 0.00 0.000	0.2 L 5 3 1 1 1 1 0 0 0 0 0 11 24 13.50 6.000	<b>PITCHER</b>										IP WLS BF H R ER SO BB IBB HBP BLK WP HR S P ERA WHIP							





Batter	1	2	3	4	5	6	7	8	9	AB R H RBI BB SO LOB	TOP											
15 Alex Rios, R OBP: 0.395, SLG: 0.485	G5-3		F7				HR		G3-1	5 2 3 1 0 0 3	<b>Toronto Blue Jays @ Boston Red Sox</b> Fenway Park, Boston, MA Thu May 01 2008, 7:05 PM EDT Att: 37,821 - Partly Cloudy + 55 F											
11 David Eckstein, R OBP: 0.325, SLG: 0.314	G4-3		F9				G6-3		G3-1	4 0 1 0 1 0 3												
33 Scott Rolen, R OBP: 0.385, SLG: 0.609	G4-3						F9		G4-3	4 1 1 1 0 0 2												
Matt Stairs, L OBP: 0.349, SLG: 0.442		G3-1	P2				F8			4 0 1 0 0 0 1												
10 Vernon Wells, R OBP: 0.323, SLG: 0.382		G3-1					F8			2 0 0 1 0 0 0												
2 Aaron Hill, R OBP: 0.331, SLG: 0.400		G3-1					F7			3 0 1 0 1 0 1												
23 Shannon Stewart, R OBP: 0.304, SLG: 0.254		G3-1					F7			3 0 1 0 1 0 1												
20 Rod Barajas, R OBP: 0.250, SLG: 0.300		G3-1					F7			3 0 0 0 1 0 3												
19 Marco Scutaro, R OBP: 0.351, SLG: 0.242		G3-1					F8			2 0 0 0 1 0 0												
35 Lyle Overbay, L OBP: 0.394, SLG: 0.352							G6-3			1 0 1 0 0 0 0												
<b>Inning Stats</b>	R: 0 E: 0 K: 0 S: 5	H: 0 LOB: 0 BB: 1 P: 9	R: 0 E: 0 K: 0 S: 7	H: 0 LOB: 2 BB: 1 P: 15	R: 1 E: 0 K: 0 S: 15	H: 2 LOB: 1 BB: 0 P: 19	R: 0 E: 0 K: 0 S: 8	H: 1 LOB: 3 BB: 2 P: 23	R: 1 E: 0 K: 0 S: 8	H: 2 LOB: 1 BB: 0 P: 12	R: 0 E: 0 K: 0 S: 5	H: 0 LOB: 1 BB: 0 P: 7	R: 1 E: 0 K: 0 S: 8	H: 1 LOB: 0 BB: 0 P: 12	R: 0 E: 0 K: 0 S: 7	H: 1 LOB: 1 BB: 0 P: 10	R: 0 E: 0 K: 0 S: 11	H: 2 LOB: 1 BB: 0 P: 18	1B: 6 2B: 2 3B: 0 HR: 1	SF: 1 SAC: 0 DP: 1 HBP: 2	WP: 0 PB: 0 SB: 2 CS: 2	PA: 39
<b>PITCHER</b>	IP WLS BF H R ER SO BB IBB HBP BLK WP HR S P ERA WHIP											<b>PITCHER</b>	IP WLS BF H R ER SO BB IBB HBP BLK WP HR S P ERA WHIP									
49 Tim Wakefield, R ERA: 4.03	7.0 L 31 6 3 3 0 4 0 2 0 0 1 56 97 3.86 1.429																					
53 David Aardsma, R ERA: 3.07	1.0 4 1 0 0 0 0 0 0 0 0 0 7 12 0.00 1.000																					
48 Javier López, L ERA: 4.22	0.2 3 2 0 0 0 0 0 0 0 0 0 8 13 0.00 3.000																					
50 Mike Timlin, R ERA: 12.79	0.1 1 0 0 0 0 0 0 0 0 0 0 3 5 0.00 0.000																					

Batter	1	2	3	4	5	6	7	8	9	AB R H RBI BB SO LOB	BOTTOM									
15 Dustin Pedroia, R OBP: 0.336, SLG: 0.407	K		F9						F8	4 0 0 0 0 1 2	<b>Toronto Blue Jays @ Boston Red Sox</b> Fenway Park, Boston, MA Thu May 01 2008, 7:05 PM EDT Att: 37,821 - Partly Cloudy + 55 F									
20 Kevin Youkilis, R OBP: 0.382, SLG: 0.457	G6-4-3		G6-4-3						L7	3 0 0 0 1 0 1										
34 David Ortiz, L OBP: 0.301, SLG: 0.355	F7								F9	4 0 2 0 0 0 1										
Manny Ramirez, R OBP: 0.413, SLG: 0.607	K								K	2 0 0 0 2 2 1										
25 Mike Lowell, R OBP: 0.267, SLG: 0.244									F8	4 0 1 0 0 0 4										
44 Brandon Moss, L OBP: 0.276, SLG: 0.412									1B	3 0 0 0 1 1 5										
Coco Crisp, S OBP: 0.308, SLG: 0.371									1B	4 0 1 0 0 1 1										
12 Jed Lowrie, S OBP: 0.333, SLG: 0.371									K	4 0 0 0 0 1 3										
Kevin Cash, R OBP: 0.395, SLG: 0.406									K	1 0 0 0 2 1 0										
<b>Inning Stats</b>	R: 0 E: 0 K: 2 S: 13	H: 0 LOB: 1 BB: 1 P: 19	R: 0 E: 0 K: 0 S: 6	H: 1 LOB: 0 BB: 0 P: 10	R: 0 E: 0 K: 0 S: 8	H: 0 LOB: 0 BB: 1 P: 15	R: 0 E: 0 K: 0 S: 6	H: 1 LOB: 1 BB: 1 P: 15	R: 0 E: 0 K: 1 S: 14	H: 0 LOB: 2 BB: 1 P: 22	R: 0 E: 0 K: 2 S: 9	H: 0 LOB: 0 BB: 0 P: 10	R: 0 E: 0 K: 0 S: 5	H: 0 LOB: 0 BB: 0 P: 6	R: 0 E: 0 K: 2 S: 16	H: 1 LOB: 2 BB: 1 P: 27	1B: 3 2B: 2 3B: 0 HR: 0	SF: 0 SAC: 0 DP: 2 HBP: 0	WP: 0 PB: 0 SB: 0 CS: 0	PA: 35
<b>PITCHER</b>	IP WLS BF H R ER SO BB IBB HBP BLK WP HR S P ERA WHIP											<b>PITCHER</b>	IP WLS BF H R ER SO BB IBB HBP BLK WP HR S P ERA WHIP							
A.J. Burnett, R ERA: 4.82	7.2 W 29 3 0 0 0 5 0 0 0 0 0 68 112 0.00 1.043																			
39 Jesse Carlson, L ERA: 1.39	0.1 H 1 0 0 0 0 0 0 0 0 0 0 3 3 0.00 0.000																			
52 B.J. Ryan, L ERA:	1.0 S 5 1 0 0 2 1 0 0 1 0 0 16 27 0.00 2.000																			

AB	32
R	3
H	9
RBI	3
BB	4
SO	0
LOB	16





Batter	1	2	3	4	5	6	7	8	9	AB	R	H	RBI	BB	SO	LOB	TOP										
Nick Swisher, S OBP: 0.366, SLG: 0.327	F7		K			G3-1		G5-3		4	0	0	0	0	1	0	Chicago White Sox @ Toronto Blue Jays Rogers Centre, Toronto, ON Fri May 02 2008, 7:07 PM EDT Att: 21,057 - Roof Closed - 68 F										
Orlando Cabrera, R OBP: 0.306, SLG: 0.270	K			1B		1B		G5-6-3		4	0	2	0	0	1	0											
25 Jim Thome, L OBP: 0.359, SLG: 0.469		BB		K		K		K		3	0	0	0	1	3	2											
23 Jermaine Dye, R OBP: 0.320, SLG: 0.438	K			K			P4		K	4	0	0	0	0	3	2											
12 A.J. Pierzynski, L OBP: 0.343, SLG: 0.467		F8		K			F8		G3	4	0	0	0	0	1	1											
20 Carlos Quentin, R OBP: 0.427, SLG: 0.596		K				G6-3			G5-3	3	0	0	0	1	1	0											
24 Joe Crede, R OBP: 0.315, SLG: 0.505		P2				F7		BB		2	0	0	0	1	0	0											
32 Brian Anderson, R OBP: 0.361, SLG: 0.344				K		G6-3				2	0	0	0	1	1	0											
5 Juan Uribe, R OBP: 0.209, SLG: 0.296						F9				3	0	0	0	0	0	3											
<b>Inning Stats</b>	R: 0 E: 0 K: 2 S: 10	H: 0 LOB: 1 BB: 1 P: 20	R: 0 E: 0 K: 1 S: 7	H: 0 LOB: 0 BB: 0 P: 8	R: 0 E: 0 K: 2 S: 9	H: 0 LOB: 0 BB: 0 P: 14	R: 0 E: 0 K: 3 S: 13	H: 1 LOB: 1 BB: 0 P: 20	R: 0 E: 0 K: 0 S: 6	H: 0 LOB: 0 BB: 0 P: 8	R: 0 E: 0 K: 1 S: 11	H: 1 LOB: 1 BB: 0 P: 16	R: 0 E: 0 K: 0 S: 12	H: 0 LOB: 3 BB: 3 P: 25	R: 0 E: 0 K: 1 S: 8	H: 0 LOB: 0 BB: 0 P: 13	R: 0 E: 0 K: 1 S: 8	H: 0 LOB: 0 BB: 0 P: 13	1B: 2 2B: 0 3B: 0 HR: 0	SF: 0 SAC: 0 DP: 0 HBP: 0	WP: 0 PB: 0 CS: 0	PA: 33					
<b>PITCHER</b>	IP	WLS	BF	H	R	ER	SO	BB	IBB	HBP	BLK	WP	HR	S	P	ERA	WHIP										
28 Shaun Marcum, R ERA: 2.7	6.2	W	25	2	0	0	9	3	0	0	0	0	0	62	100	0.00	0.750										
49 Jeremy Accardo, R ERA: 7.5	0.1	H	2	0	0	0	0	1	0	0	0	0	0	6	11	0.00	3.000										
39 Jesse Carlson, L ERA: 1.29	1.0	H	3	0	0	0	1	0	0	0	0	0	0	8	13	0.00	0.000										
57 Shawn Camp, R ERA:	0.1	H	1	0	0	0	1	0	0	0	0	0	0	3	4	0.00	0.000										
37 Scott Downs, L ERA: 3.65	0.2	S	2	0	0	0	0	0	0	0	0	0	0	5	9	0.00	0.000										

Batter	1	2	3	4	5	6	7	8	9	AB	R	H	RBI	BB	SO	LOB	BOTTOM										
15 Alex Rios, R OBP: 0.382, SLG: 0.467	L6		G6-3			F8		K		4	0	0	0	0	1	0	Chicago White Sox @ Toronto Blue Jays Rogers Centre, Toronto, ON Fri May 02 2008, 7:07 PM EDT Att: 21,057 - Roof Closed - 68 F										
2 Aaron Hill, R OBP: 0.320, SLG: 0.386	K		G1-3			K		G5-3		4	0	0	0	0	2	0											
33 Scott Rolen, R OBP: 0.379, SLG: 0.577	E5		G5-3			BB				3	1	1	0	0	0	0											
10 Vernon Wells, R OBP: 0.331, SLG: 0.398		BB		BB		G6-4-3				3	1	2	0	0	0	1											
23 Shannon Stewart, R OBP: 0.319, SLG: 0.274		BB		BB		F9				3	0	2	2	0	0	0											
35 Lyle Overbay, L OBP: 0.394, SLG: 0.340	K			K				G4-3		3	0	0	0	0	2	3											
9 Gregg Zaun, S OBP: 0.360, SLG: 0.365		L4				G6-3				3	0	0	0	0	1	2											
26 Adam Lind, L OBP: 0.118, SLG: 0.063		K2-3				G3-1		F8		3	0	0	0	0	1	2											
6 John McDonald, R OBP: 0.250, SLG: 0.190		G6-3				G6-3		F9		3	0	0	0	0	0	0											
<b>Inning Stats</b>	R: 2 E: 1 K: 2 S: 15	H: 2 LOB: 1 BB: 0 P: 23	R: 0 E: 0 K: 1 S: 12	H: 0 LOB: 0 BB: 0 P: 15	R: 0 E: 0 K: 0 S: 6	H: 0 LOB: 0 BB: 0 P: 9	R: 0 E: 0 K: 2 S: 11	H: 2 LOB: 2 BB: 0 P: 15	R: 0 E: 0 K: 1 S: 9	H: 0 LOB: 0 BB: 0 P: 13	R: 0 E: 0 K: 0 S: 9	H: 1 LOB: 0 BB: 0 P: 9	R: 0 E: 0 K: 0 S: 5	H: 0 LOB: 0 BB: 0 P: 7	R: 0 E: 0 K: 1 S: 7	H: 0 LOB: 0 BB: 0 P: 9	R: 0 E: 0 K: 1 S: 7	H: 0 LOB: 0 BB: 0 P: 9	1B: 4 2B: 1 3B: 0 HR: 0	SF: 0 SAC: 0 DP: 1 HBP: 0	WP: 0 PB: 0 CS: 0	PA: 29					
<b>PITCHER</b>	IP	WLS	BF	H	R	ER	SO	BB	IBB	HBP	BLK	WP	HR	S	P	ERA	WHIP										
56 Mark Buehrle, L ERA: 4.42	8.0	L	29	5	2	0	7	0	0	0	0	0	0	74	100	0.00	0.625										





Batter	1	2	3	4	5	6	7	8	9	AB	R	H	RBI	BB	SO	LOB	TOP										
Nick Swisher, S OBP: 0.354, SLG: 0.314	G3-1			K		L3		K		4	0	0	0	0	2	2	Chicago White Sox @ Toronto Blue Jays Rogers Centre, Toronto, ON Sat May 03 2008, 1:07 PM EDT Att: 27,778 - Roof Closed - 68 F										
Orlando Cabrera, R OBP: 0.297, SLG: 0.261	P4			L5		G5-3		FC6-4		4	0	0	0	0	0	2											
25 Jim Thome, L OBP: 0.347, SLG: 0.450	G4-3			G4-3				F8		4	0	0	0	0	1	0											
14 Paul Konerko, R OBP: 0.372, SLG: 0.433		F7				12 FC3-6 1B		F7		4	0	2	0	0	0	0											
23 Jermaine Dye, R OBP: 0.317, SLG: 0.462		F8				K				4	1	1	1	0	1	2											
12 A.J. Pierzynski, L OBP: 0.330, SLG: 0.448						FC3-6 20 FC5-4 1-2		G4-1		4	0	0	0	0	2	2											
20 Carlos Quentin, R OBP: 0.425, SLG: 0.620						FC5-4 1-2				3	1	1	1	0	0	1											
24 Joe Crede, R OBP: 0.315, SLG: 0.510								SH1-3 2B		3	0	1	0	0	0	0											
Pablo Ozuna, R OBP: 0.227, SLG: 0.227								SH1-3 2-3		2	0	1	0	0	0	0											
								FC6-4 1B																			
<b>Inning Stats</b>	R: 0 H: 0 E: 0 K: 0 S: 9	H: 0 LOB: 0 BB: 0 P: 13	R: 0 H: 0 E: 0 K: 1 S: 6	H: 0 LOB: 0 BB: 0 P: 7	R: 0 H: 0 E: 0 K: 0 S: 7	H: 0 LOB: 0 BB: 0 P: 8	R: 0 H: 0 E: 0 K: 1 S: 9	H: 0 LOB: 0 BB: 0 P: 11	R: 0 H: 1 E: 0 K: 1 S: 8	H: 1 LOB: 1 BB: 0 P: 13	R: 0 H: 1 E: 0 K: 0 S: 7	H: 1 LOB: 0 BB: 0 P: 7	R: 1 H: 1 E: 0 K: 0 S: 9	H: 1 LOB: 0 BB: 0 P: 14	R: 1 H: 2 E: 0 K: 1 S: 8	H: 2 LOB: 1 BB: 0 P: 13	R: 0 H: 1 E: 0 K: 2 S: 14	H: 1 LOB: 1 BB: 0 P: 18	1B: 3 2B: 1 3B: 0 HR: 2	SF: 0 SAC: 1 DP: 0 HBP: 0	WP: 0 PB: 0 SB: 0 CS: 0	PA: 33					
<b>PITCHER</b>	IP	WLS	BF	H	R	ER	SO	BB	IBB	HBP	BLK	WP	HR	S	P	ERA	WHIP										
51 Jesse Litsch, R ERA: 4.32	7.1	W	27	5	2	2	3	0	0	0	0	0	2	59	78	2.46	0.682										
37 Scott Downs, L ERA: 3.45	0.2	H	2	0	0	0	1	0	0	0	0	0	0	4	8	0.00	0.000										
52 B.J. Ryan, L ERA:	1.0	S	4	1	0	0	2	0	0	0	0	0	0	14	18	0.00	1.000										

Batter	1	2	3	4	5	6	7	8	9	AB	R	H	RBI	BB	SO	LOB	BOTTOM										
15 Alex Rios, R OBP: 0.383, SLG: 0.473	G4-3		G5-3		K			SH1-3 2B		5	1	2	0	0	1	0	Chicago White Sox @ Toronto Blue Jays Rogers Centre, Toronto, ON Sat May 03 2008, 1:07 PM EDT Att: 27,778 - Roof Closed - 68 F										
11 David Eckstein, R OBP: 0.328, SLG: 0.327					G6-3			P3		5	1	2	0	0	1	4											
2 Aaron Hill, R OBP: 0.323, SLG: 0.381	L4									4	0	1	0	1	1	4											
10 Vernon Wells, R OBP: 0.341, SLG: 0.407								P4		5	0	3	3	0	1	3											
Matt Stairs, L OBP: 0.341, SLG: 0.420										4	0	0	0	1	2	3											
23 Shannon Stewart, R OBP: 0.316, SLG: 0.273										4	0	1	0	0	0	3											
35 Lyle Overbay, L OBP: 0.379, SLG: 0.337										4	0	1	0	0	2	1											
20 Rod Barajas, R OBP: 0.271, SLG: 0.302										3	1	1	0	1	0	2											
19 Marco Scutaro, R OBP: 0.358, SLG: 0.292										3	2	1	1	0	0	4											
<b>Inning Stats</b>	R: 1 H: 2 E: 0 K: 1 S: 16	H: 2 LOB: 1 BB: 0 P: 25	R: 0 H: 0 E: 0 K: 1 S: 8	H: 0 LOB: 0 BB: 0 P: 12	R: 1 H: 2 E: 0 K: 2 S: 20	H: 2 LOB: 1 BB: 0 P: 31	R: 0 H: 1 E: 1 K: 0 S: 12	H: 1 LOB: 2 BB: 0 P: 17	R: 0 H: 2 E: 0 K: 1 S: 16	H: 2 LOB: 3 BB: 1 P: 27	R: 3 H: 2 E: 0 K: 2 S: 21	H: 2 LOB: 2 BB: 1 P: 33	R: 0 H: 2 E: 0 K: 0 S: 11	H: 2 LOB: 2 BB: 0 P: 14	R: 0 H: 1 E: 0 K: 1 S: 12	H: 1 LOB: 1 BB: 1 P: 23	1B: 9 2B: 2 3B: 0 HR: 1	SF: 0 SAC: 0 DP: 0 HBP: 1	WP: 0 PB: 0 SB: 1 CS: 0	PA: 41							
<b>PITCHER</b>	IP	WLS	BF	H	R	ER	SO	BB	IBB	HBP	BLK	WP	HR	S	P	ERA	WHIP										
50 John Danks, L ERA: 3.12	4.2	L	23	7	2	2	5	1	0	0	0	0	0	4	5	0.00	0.000										
43 Ehren Wassermann, R ERA: 6.75	0.1		1	0	0	0	0	0	0	0	0	0	0	4	5	0.00	0.000										
26 Octavio Dotel, R ERA: 4.66	1.0		7	2	3	0	2	1	0	1	0	0	0	21	33	0.00	3.000										
57 Boone Logan, L ERA: 3.75	0.2		4	2	0	0	0	0	0	0	0	0	0	9	12	0.00	3.000										
71 Scott Linebrink, R ERA: 2.25	1.1		6	1	0	0	1	1	0	0	0	0	0	14	25	0.00	1.500										

AB	32
R	2
H	6
RBI	2
BB	0
SO	6
LOB	9

AB	37
R	5
H	12
RBI	4
BB	3
SO	8
LOB	24





Batter	1	2	3	4	5	6	7	8	9	AB	R	H	RBI	BB	SO	LOB	TOP					
Nick Swisher, S OBP: 0.351, SLG: 0.321										4	1	1	0	0	2	0						
Orlando Cabrera, R OBP: 0.295, SLG: 0.269										4	1	1	0	0	1	1						
25 Jim Thome, L OBP: 0.344, SLG: 0.442										4	1	1	1	0	2	1						
14 Paul Konerko, R OBP: 0.368, SLG: 0.436										4	0	1	1	0	0	0						
23 Jermaine Dye, R OBP: 0.305, SLG: 0.443										4	0	0	0	0	2	2						
12 A.J. Pierzynski, L OBP: 0.316, SLG: 0.430										4	0	0	1	0	0	1						
20 Carlos Quentin, R OBP: 0.422, SLG: 0.606										2	0	0	0	0	1	0						
24 Joe Crede, R OBP: 0.307, SLG: 0.495										3	0	0	0	0	0	2						
Pablo Ozuna, R OBP: 0.200, SLG: 0.200										3	0	0	0	0	1	0						
<b>Inning Stats</b>	R: 0 E: 0 K: 3 S: 12	H: 0 LOB: 0 BB: 0 P: 19	R: 0 E: 0 K: 1 S: 9	H: 0 LOB: 0 BB: 0 P: 12	R: 0 E: 0 K: 0 S: 6	H: 0 LOB: 0 BB: 0 P: 10	R: 3 E: 1 K: 1 S: 15	H: 3 LOB: 2 BB: 0 P: 27	R: 0 E: 0 K: 0 S: 6	H: 0 LOB: 0 BB: 0 P: 7	R: 0 E: 0 K: 0 S: 6	H: 0 LOB: 0 BB: 0 P: 8	R: 0 E: 0 K: 1 S: 11	H: 0 LOB: 0 BB: 0 P: 15	R: 0 E: 0 K: 2 S: 11	H: 1 LOB: 1 BB: 0 P: 14	R: 0 E: 0 K: 0 S: 5	H: 0 LOB: 0 BB: 0 P: 8	1B: 1 2B: 3 3B: 0 HR: 0	SF: 0 SAC: 0 DP: 0 HBP: 1	WP: 0 PB: 0 SB: 0 CS: 0	PA: 33
<b>PITCHER</b>	IP WLS BF H R ER SO BB IBB HBP BLK WP HR S P ERA WHIP	IP WLS BF H R ER SO BB IBB HBP BLK WP HR S P ERA WHIP															IP WLS BF H R ER SO BB IBB HBP BLK WP HR S P ERA WHIP					
32 Roy Halladay, R ERA: 3.0	7.1	W	27	3	3	1	7	0	0	1	0	0	0	0	0	68	101	1.23	0.409			
39 Jesse Carlson, L ERA: 1.23	0.2	H	3	1	0	0	2	0	0	0	0	0	0	0	8	11	0.00	1.500				
49 Jeremy Accardo, R ERA: 6.75	0.2	H	2	0	0	0	0	0	0	0	0	0	0	3	5	0.00	0.000					
37 Scott Downs, L ERA: 3.38	0.1	S	1	0	0	0	0	0	0	0	0	0	0	2	3	0.00	0.000					

Chicago White Sox @ Toronto Blue Jays  
Rogers Centre, Toronto, ON  
Sun May 04 2008, 1:07 PM EDT  
Att: 26,247 - Roof Closed - 68 F

AB	32
R	3
H	4
RBI	3
BB	0
SO	9
LOB	7



Batter	1	2	3	4	5	6	7	8	9	AB	R	H	RBI	BB	SO	LOB	BOTTOM			
15 Alex Rios, R OBP: 0.379, SLG: 0.474										4	1	1	0	0	1	0				
11 David Eckstein, R OBP: 0.317, SLG: 0.316										4	0	0	0	0	0	2				
33 Scott Rolen, R OBP: 0.333, SLG: 0.500										4	0	0	0	0	0	2				
Matt Stairs, L OBP: 0.352, SLG: 0.452										3	2	2	2	0	0	0				
10 Vernon Wells, R OBP: 0.341, SLG: 0.405										3	0	1	1	0	0	1				
35 Lyle Overbay, L OBP: 0.370, SLG: 0.330										2	0	0	1	0	2	1				
2 Aaron Hill, R OBP: 0.323, SLG: 0.388										3	0	1	0	0	0	0				
26 Adam Lind, L OBP: 0.100, SLG: 0.053										3	0	0	0	0	2	1				
9 Gregg Zaun, S OBP: 0.360, SLG: 0.364										3	1	1	0	0	0	0				
<b>Inning Stats</b>	R: 0 E: 0 K: 1 S: 9	H: 0 LOB: 0 BB: 0 P: 9	R: 1 E: 0 K: 0 S: 12	H: 2 LOB: 1 BB: 0 P: 18	R: 3 E: 0 K: 1 S: 13	H: 4 LOB: 1 BB: 0 P: 22	R: 0 E: 0 K: 1 S: 8	H: 0 LOB: 0 BB: 0 P: 10	R: 0 E: 0 K: 0 S: 7	H: 0 LOB: 0 BB: 0 P: 14	R: 0 E: 0 K: 1 S: 10	H: 0 LOB: 0 BB: 0 P: 14	R: 0 E: 0 K: 1 S: 5	H: 0 LOB: 0 BB: 0 P: 7	R: 0 E: 0 K: 0 S: 7	H: 0 LOB: 0 BB: 0 P: 10	1B: 2 2B: 4 3B: 0 HR: 0	SF: 1 SAC: 0 DP: 0 HBP: 0	WP: 0 PB: 0 SB: 0 CS: 0	PA: 30
<b>PITCHER</b>	IP WLS BF H R ER SO BB IBB HBP BLK WP HR S P ERA WHIP	IP WLS BF H R ER SO BB IBB HBP BLK WP HR S P ERA WHIP															IP WLS BF H R ER SO BB IBB HBP BLK WP HR S P ERA WHIP			
52 Jose Contreras, R ERA: 4.08	8.0	L	30	6	4	4	5	0	0	0	0	0	0	0	71	104	4.50	0.750		

Chicago White Sox @ Toronto Blue Jays  
Rogers Centre, Toronto, ON  
Sun May 04 2008, 1:07 PM EDT  
Att: 26,247 - Roof Closed - 68 F

AB	29
R	4
H	6
RBI	4
BB	0
SO	5
LOB	7





Batter	1	2	3	4	5	6	7	8	9	AB	R	H	RBI	BB	SO	LOB	TOP										
<b>Orlando Cabrera, R</b> OBP: 0.287, SLG: 0.260 (1, 6)										4	0	0	0	0	0	4	<b>Chicago White Sox @ Toronto Blue Jays</b> Rogers Centre, Toronto, ON Mon May 05 2008, 7:07 PM EDT Att: 16,602 - Roof Closed - 68 F										
<b>20 Carlos Quentin, R</b> OBP: 0.408, SLG: 0.582 (1, 7)										4	0	0	0	0	4												
<b>25 Jim Thome, L</b> OBP: 0.341, SLG: 0.435 (1, 10)										4	0	1	0	0	2												
<b>14 Paul Konerko, R</b> OBP: 0.364, SLG: 0.423 <b>32 Brian Anderson, R</b> OBP: 0.361, SLG: 0.344 (9, PR)										3	0	0	0	1	2												
<b>23 Jermaine Dye, R</b> OBP: 0.303, SLG: 0.430 (1, 9)										3	0	0	0	1	0												
<b>Nick Swisher, S</b> OBP: 0.348, SLG: 0.312 (1, 8)										3	0	0	0	1	1												
<b>Pablo Ozuna, R</b> OBP: 0.172, SLG: 0.172 (1, 5)										4	0	0	0	0	1												
<b>5 Juan Uribe, R</b> OBP: 0.225, SLG: 0.310 (1, 4)										3	0	2	0	0	0												
<b>Toby Hall, R</b> OBP: 0.286, SLG: 0.333 <b>12 A.J. Pierzynski, L</b> OBP: 0.324, SLG: 0.430 (8, PH)										2	0	1	0	0	0												
<b>Inning Stats</b>	R: 0 E: 0 K: 0 S: 6	H: 1 LOB: 1 BB: 0 P: 9	R: 0 E: 0 K: 1 S: 9	H: 0 LOB: 0 BB: 0 P: 14	R: 0 E: 0 K: 1 S: 11	H: 2 LOB: 2 BB: 0 P: 20	R: 0 E: 0 K: 1 S: 11	H: 0 LOB: 0 BB: 0 P: 15	R: 0 E: 0 K: 1 S: 8	H: 0 LOB: 0 BB: 0 P: 11	R: 0 E: 0 K: 1 S: 7	H: 0 LOB: 0 BB: 0 P: 12	R: 0 E: 0 K: 1 S: 10	H: 0 LOB: 0 BB: 0 P: 17	R: 0 E: 0 K: 0 S: 8	H: 1 LOB: 2 BB: 0 P: 13		R: 0 E: 0 K: 0 S: 12	H: 0 LOB: 2 BB: 3 P: 28	1B: 3 2B: 1 3B: 0 HR: 0	SF: 0 SAC: 0 DP: 1 HBP: 1	WP: 0 PB: 0 SB: 0 CS: 0	PA: 34				
<b>PITCHER</b>	IP	WLS	BF	H	R	ER	SO	BB	IBB	HBP	BLK	WP	HR	S	P	ERA	WHIP										
<b>29 Dustin McGowan, R</b> ERA: 2.95 (1, 1)	7.1	W	26	4	0	0	6	0	0	0	0	0	0	66	103	0.00	0.545										
<b>39 Jesse Carlson, L</b> ERA: 1.23 (8, 1)	0.0		1	0	0	0	0	0	0	1	0	0	0	1	4	∞	∞										
<b>57 Shawn Camp, R</b> ERA: (8, 1)	0.2	H	2	0	0	0	0	0	0	0	0	0	0	3	4	0.00	0.000										
<b>52 B.J. Ryan, L</b> ERA: (9, 1)	1.0	S	5	0	0	0	0	3	0	0	0	0	0	12	28	0.00	3.000										

Batter	1	2	3	4	5	6	7	8	9	AB	R	H	RBI	BB	SO	LOB	BOTTOM										
<b>15 Alex Rios, R</b> OBP: 0.368, SLG: 0.458 (1, 9)										4	0	0	0	0	3	0	<b>Chicago White Sox @ Toronto Blue Jays</b> Rogers Centre, Toronto, ON Mon May 05 2008, 7:07 PM EDT Att: 16,602 - Roof Closed - 68 F										
<b>23 Shannon Stewart, R</b> OBP: 0.338, SLG: 0.329 (1, 7)										4	0	3	0	0	0												
<b>33 Scott Rolen, R</b> OBP: 0.351, SLG: 0.485 (1, 5)										3	0	1	0	1	0												
<b>Matt Stairs, L</b> OBP: 0.347, SLG: 0.477 (1, 10)										4	1	1	1	0	2												
<b>10 Vernon Wells, R</b> OBP: 0.341, SLG: 0.411 (1, 8)										3	0	1	0	0	1												
<b>35 Lyle Overbay, L</b> OBP: 0.361, SLG: 0.320 (1, 3)										3	0	0	0	0	1												
<b>2 Aaron Hill, R</b> OBP: 0.324, SLG: 0.395 (1, 4)										3	0	1	0	0	1												
<b>9 Gregg Zaun, S</b> OBP: 0.359, SLG: 0.363 (1, 2)										3	0	1	0	0	2												
<b>11 David Eckstein, R</b> OBP: 0.310, SLG: 0.308 <b>6 John McDonald, R</b> OBP: 0.250, SLG: 0.190 (9, 6)										3	0	0	0	0	0												
<b>Inning Stats</b>	R: 0 E: 0 K: 1 S: 5	H: 0 LOB: 0 BB: 0 P: 9	R: 0 E: 0 K: 2 S: 9	H: 0 LOB: 0 BB: 0 P: 16	R: 0 E: 0 K: 1 S: 9	H: 1 LOB: 0 BB: 0 P: 11	R: 0 E: 0 K: 0 S: 10	H: 2 LOB: 1 BB: 0 P: 15	R: 0 E: 0 K: 1 S: 12	H: 1 LOB: 1 BB: 0 P: 15	R: 0 E: 0 K: 1 S: 10	H: 1 LOB: 1 BB: 0 P: 14	R: 1 E: 0 K: 2 S: 13	H: 2 LOB: 1 BB: 0 P: 18	R: 0 E: 0 K: 2 S: 17	H: 1 LOB: 2 BB: 1 P: 29		1B: 4 2B: 2 3B: 1 HR: 1	SF: 0 SAC: 0 DP: 1 HBP: 0	WP: 0 PB: 0 SB: 0 CS: 0	PA: 31						
<b>PITCHER</b>	IP	WLS	BF	H	R	ER	SO	BB	IBB	HBP	BLK	WP	HR	S	P	ERA	WHIP										
<b>Javier Vazquez, R</b> ERA: 3.3 (1, 1)	7.2	L	30	8	1	1	9	1	0	0	0	0	0	81	121	1.17	1.174										
<b>37 Matt Thornton, L</b> ERA: 3.65 (8, 1)	0.1		1	0	0	0	1	0	0	0	0	0	0	4	6	0.00	0.000										

livebaseballscorecards.com

AB 30  
R 0  
H 4  
RBI 0  
BB 3  
SO 6  
LOB 14

livebaseballscorecards.com

AB 30  
R 1  
H 8  
RBI 1  
BB 1  
SO 10  
LOB 9



Batter	1	2	3	4	5	6	7	8	9	AB	R	H	RBI	BB	SO	LOB	TOP					
1 Akinori Iwamura, L OBP: 0.306, SLG: 0.315										5	1	2	2	0	2	0	<b>Tampa Bay Rays @ Toronto Blue Jays</b> Rogers Centre, Toronto, ON Tue May 06 2008, 7:07 PM EDT Att: 30,397 - Roof Closed - 68 F					
13 Carl Crawford, L OBP: 0.306, SLG: 0.388										3	0	0	1	1	0	0						
2 B.J. Upton, R OBP: 0.383, SLG: 0.431										4	0	2	1	0	1	1						
23 Carlos Pena, L OBP: 0.313, SLG: 0.405										4	0	0	0	0	4	3						
3 Evan Longoria, R OBP: 0.341, SLG: 0.419										3	0	0	0	1	2	0						
32 Eric Hinske, L OBP: 0.396, SLG: 0.622										4	1	2	1	0	1	1						
30 Dioner Navarro, S OBP: 0.392, SLG: 0.396										4	1	1	0	0	0	2						
26 Gabe Gross, L OBP: 0.341, SLG: 0.284										3	1	1	0	1	2	2						
8 Jason Bartlett, R OBP: 0.277, SLG: 0.271										4	1	1	0	0	2	3						
<b>Inning Stats</b>	R: 0 H: 0 E: 0 K: 2 S: 9	H: 0 LOB: 0 BB: 0 P: 12	R: 0 H: 0 E: 0 K: 3 S: 9	H: 0 LOB: 0 BB: 0 P: 14	R: 3 H: 3 E: 0 K: 1 S: 13	H: 3 LOB: 1 BB: 1 P: 22	R: 0 H: 1 E: 0 K: 2 S: 9	H: 1 LOB: 1 BB: 0 P: 13	R: 1 H: 3 E: 0 K: 1 S: 11	H: 3 LOB: 1 BB: 0 P: 15	R: 1 H: 2 E: 0 K: 1 S: 13	H: 2 LOB: 1 BB: 0 P: 21	R: 0 H: 0 E: 0 K: 1 S: 11	H: 0 LOB: 1 BB: 1 P: 17	R: 0 H: 0 E: 0 K: 2 S: 10	H: 0 LOB: 0 BB: 0 P: 12	1B: 6 2B: 2 3B: 0 HR: 1	SF: 1 SAC: 0 DP: 0 HBP: 0	WP: 1 PB: 0 SB: 2 CS: 0	PA: 38		
<b>PITCHER</b>	IP WLS BF H R ER SO BB IBB HBP BLK WP HR S P ERA WHIP	IP WLS BF H R ER SO BB IBB HBP BLK WP HR S P ERA WHIP	IP WLS BF H R ER SO BB IBB HBP BLK WP HR S P ERA WHIP	IP WLS BF H R ER SO BB IBB HBP BLK WP HR S P ERA WHIP	IP WLS BF H R ER SO BB IBB HBP BLK WP HR S P ERA WHIP	IP WLS BF H R ER SO BB IBB HBP BLK WP HR S P ERA WHIP	IP WLS BF H R ER SO BB IBB HBP BLK WP HR S P ERA WHIP	IP WLS BF H R ER SO BB IBB HBP BLK WP HR S P ERA WHIP	IP WLS BF H R ER SO BB IBB HBP BLK WP HR S P ERA WHIP	IP WLS BF H R ER SO BB IBB HBP BLK WP HR S P ERA WHIP	IP WLS BF H R ER SO BB IBB HBP BLK WP HR S P ERA WHIP	IP WLS BF H R ER SO BB IBB HBP BLK WP HR S P ERA WHIP	IP WLS BF H R ER SO BB IBB HBP BLK WP HR S P ERA WHIP	IP WLS BF H R ER SO BB IBB HBP BLK WP HR S P ERA WHIP	IP WLS BF H R ER SO BB IBB HBP BLK WP HR S P ERA WHIP	IP WLS BF H R ER SO BB IBB HBP BLK WP HR S P ERA WHIP	IP WLS BF H R ER SO BB IBB HBP BLK WP HR S P ERA WHIP	IP WLS BF H R ER SO BB IBB HBP BLK WP HR S P ERA WHIP	IP WLS BF H R ER SO BB IBB HBP BLK WP HR S P ERA WHIP	IP WLS BF H R ER SO BB IBB HBP BLK WP HR S P ERA WHIP	IP WLS BF H R ER SO BB IBB HBP BLK WP HR S P ERA WHIP	IP WLS BF H R ER SO BB IBB HBP BLK WP HR S P ERA WHIP
A.J. Burnett, R ERA: 5.19	6.0	L	27	9	5	5	10	1	0	0	0	0	0	0	0	0	7.50	1.667				
56 Brian Tallet, L ERA: 1.93	2.0	H	8	0	0	0	2	2	0	0	0	0	0	0	0	0	0.00	1.000				
57 Shawn Camp, R ERA:	1.0	S	3	0	0	0	2	0	0	0	0	0	0	0	0	0	0.00	0.000				

**Tampa Bay Rays @ Toronto Blue Jays**  
 Rogers Centre, Toronto, ON  
 Tue May 06 2008, 7:07 PM EDT  
 Att: 30,397 - Roof Closed - 68 F

AB 34  
 R 5  
 H 9  
 RBI 5  
 BB 3  
 SO 14  
 LOB 12



Batter	1	2	3	4	5	6	7	8	9	AB	R	H	RBI	BB	SO	LOB	BOTTOM					
15 Alex Rios, R OBP: 0.355, SLG: 0.440										5	0	0	0	0	3	2	<b>Tampa Bay Rays @ Toronto Blue Jays</b> Rogers Centre, Toronto, ON Tue May 06 2008, 7:07 PM EDT Att: 30,397 - Roof Closed - 68 F					
23 Shannon Stewart, R OBP: 0.333, SLG: 0.324										4	0	1	0	0	0	1						
33 Scott Rolen, R OBP: 0.341, SLG: 0.457										2	0	0	1	1	0	0						
Matt Stairs, L OBP: 0.343, SLG: 0.467										4	0	1	0	0	0	3						
10 Vernon Wells, R OBP: 0.345, SLG: 0.430										4	2	2	0	0	0	1						
35 Lyle Overbay, L OBP: 0.373, SLG: 0.343										2	0	2	2	1	0	0						
2 Aaron Hill, R OBP: 0.314, SLG: 0.383										4	0	0	0	0	0	3						
9 Gregg Zaun, S OBP: 0.365, SLG: 0.369										4	1	2	0	0	0	0						
11 David Eckstein, R OBP: 0.315, SLG: 0.322										1	1	1	1	0	0	0						
6 John McDonald, R OBP: 0.280, SLG: 0.227										1	0	1	0	0	0	0						
19 Marco Scutaro, R OBP: 0.349, SLG: 0.284										2	0	0	0	0	1	2						
<b>Inning Stats</b>	R: 0 H: 0 E: 0 K: 0 S: 8	H: 2 LOB: 1 BB: 0 P: 16	R: 2 H: 3 E: 0 K: 1 S: 16	H: 3 LOB: 1 BB: 0 P: 22	R: 1 H: 1 E: 0 K: 0 S: 8	H: 1 LOB: 0 BB: 0 P: 11	R: 0 H: 1 E: 0 K: 1 S: 8	H: 3 LOB: 1 BB: 0 P: 13	R: 1 H: 3 E: 0 K: 0 S: 13	H: 3 LOB: 1 BB: 0 P: 16	R: 0 H: 0 E: 0 K: 1 S: 6	H: 0 LOB: 0 BB: 0 P: 9	R: 0 H: 0 E: 0 K: 0 S: 10	H: 0 LOB: 1 BB: 1 P: 17	R: 0 H: 0 E: 0 K: 1 S: 8	H: 0 LOB: 0 BB: 0 P: 12	1B: 7 2B: 2 3B: 1 HR: 0	SF: 2 SAC: 0 DP: 1 HBP: 0	WP: 0 PB: 0 SB: 0 CS: 1	PA: 37		
<b>PITCHER</b>	IP WLS BF H R ER SO BB IBB HBP BLK WP HR S P ERA WHIP	IP WLS BF H R ER SO BB IBB HBP BLK WP HR S P ERA WHIP	IP WLS BF H R ER SO BB IBB HBP BLK WP HR S P ERA WHIP	IP WLS BF H R ER SO BB IBB HBP BLK WP HR S P ERA WHIP	IP WLS BF H R ER SO BB IBB HBP BLK WP HR S P ERA WHIP	IP WLS BF H R ER SO BB IBB HBP BLK WP HR S P ERA WHIP	IP WLS BF H R ER SO BB IBB HBP BLK WP HR S P ERA WHIP	IP WLS BF H R ER SO BB IBB HBP BLK WP HR S P ERA WHIP	IP WLS BF H R ER SO BB IBB HBP BLK WP HR S P ERA WHIP	IP WLS BF H R ER SO BB IBB HBP BLK WP HR S P ERA WHIP	IP WLS BF H R ER SO BB IBB HBP BLK WP HR S P ERA WHIP	IP WLS BF H R ER SO BB IBB HBP BLK WP HR S P ERA WHIP	IP WLS BF H R ER SO BB IBB HBP BLK WP HR S P ERA WHIP	IP WLS BF H R ER SO BB IBB HBP BLK WP HR S P ERA WHIP	IP WLS BF H R ER SO BB IBB HBP BLK WP HR S P ERA WHIP	IP WLS BF H R ER SO BB IBB HBP BLK WP HR S P ERA WHIP	IP WLS BF H R ER SO BB IBB HBP BLK WP HR S P ERA WHIP	IP WLS BF H R ER SO BB IBB HBP BLK WP HR S P ERA WHIP	IP WLS BF H R ER SO BB IBB HBP BLK WP HR S P ERA WHIP	IP WLS BF H R ER SO BB IBB HBP BLK WP HR S P ERA WHIP	IP WLS BF H R ER SO BB IBB HBP BLK WP HR S P ERA WHIP	IP WLS BF H R ER SO BB IBB HBP BLK WP HR S P ERA WHIP
21 Andy Sonnanstine, R ERA: 4.63	6.0	W	27	10	4	4	2	1	0	0	0	0	0	0	0	0	6.00	1.833				
35 Dan Wheeler, R ERA: 1.5	2.0	H	7	0	0	0	1	1	0	0	0	0	0	0	0	0	0.00	0.500				
40 Troy Percival, R ERA:	1.0	S	3	0	0	0	1	0	0	0	0	0	0	0	0	0	0.00	0.000				

**Tampa Bay Rays @ Toronto Blue Jays**  
 Rogers Centre, Toronto, ON  
 Tue May 06 2008, 7:07 PM EDT  
 Att: 30,397 - Roof Closed - 68 F

AB 33  
 R 4  
 H 10  
 RBI 4  
 BB 2  
 SO 4  
 LOB 12













Batter	1	2	3	4	5	6	7	8	9	AB	R	H	RBI	BB	SO	LOB	TOP								
15 Alex Rios, R OBP: 0.338, SLG: 0.421										5	0	0	0	0	3	3	<b>Toronto Blue Jays @ Cleveland Indians</b> Progressive Field, Cleveland, OH Fri May 09 2008, 7:05 PM EDT Att: 26,472 - Overcast - 54 F								
2 Aaron Hill, R OBP: 0.316, SLG: 0.390										3	0	1	0	0	1	2									
33 Scott Rolen, R OBP: 0.400, SLG: 0.604										4	0	2	0	0	0	3									
10 Vernon Wells, R OBP: 0.348, SLG: 0.439										3	0	1	0	0	1	1									
23 Shannon Stewart, R OBP: 0.305, SLG: 0.295										1	0	0	0	0	0	1									
36 Kevin Mench, R Matt Stairs, L OBP: 0.316, SLG: 0.422										2	0	0	0	1	1	2									
35 Lyle Overbay, L OBP: 0.344, SLG: 0.368										3	0	0	0	1	2	2									
20 Rod Barajas, R OBP: 0.293, SLG: 0.340										4	1	1	0	0	1	3									
35 Brad Wilkerson, L OBP: 0.348, SLG: 0.305										3	0	1	0	0	1	1									
19 Marco Scutaro, R OBP: 0.371, SLG: 0.313										3	0	1	1	1	0	0									
<b>Inning Stats</b>	R: 0 E: 0 K: 2 S: 9	H: 0 LOB: 1 BB: 0 P: 17	R: 0 E: 0 K: 3 S: 11	H: 0 LOB: 1 BB: 1 P: 20	R: 0 E: 0 K: 0 S: 6	H: 0 LOB: 0 BB: 0 P: 6	R: 0 E: 0 K: 0 S: 10	H: 2 LOB: 1 BB: 0 P: 13	R: 1 E: 0 K: 0 S: 12	H: 3 LOB: 2 BB: 0 P: 18	R: 0 E: 0 K: 2 S: 10	H: 0 LOB: 0 BB: 0 P: 15	R: 0 E: 0 K: 2 S: 10	H: 1 LOB: 2 BB: 1 P: 17	R: 0 E: 0 K: 0 S: 16	H: 1 LOB: 2 BB: 1 P: 22	R: 0 E: 0 K: 1 S: 10	H: 0 LOB: 0 BB: 0 P: 16	1B: 5 2B: 2 3B: 0 HR: 0	SF: 0 SAC: 1 DP: 1 HBP: 1	WP: 0 PB: 0 SB: 1 CS: 0	PA: 37			
<b>PITCHER</b>	IP	WLS	BF	H	R	ER	SO	BB	IBB	HBP	BLK	WP	HR	S	P	ERA	WHIP								
CC Sabathia, L ERA: 6.55	7.0	W	29	6	1	1	9	2	0	1	0	0	0	68	106	1.29	1.143								
50 Jensen Lewis, R ERA: 2.95	1.0		5	1	0	0	0	1	0	0	0	0	0	16	22	0.00	2.000								
30 Masa Kobayashi, R ERA: 2.08	1.0		3	0	0	0	1	0	0	0	0	0	0	10	16	0.00	0.000								

Batter	1	2	3	4	5	6	7	8	9	AB	R	H	RBI	BB	SO	LOB	BOTTOM								
24 Grady Sizemore, L OBP: 0.388, SLG: 0.421										5	0	2	0	0	0	3	<b>Toronto Blue Jays @ Cleveland Indians</b> Progressive Field, Cleveland, OH Fri May 09 2008, 7:05 PM EDT Att: 26,472 - Overcast - 54 F								
Franklin Gutierrez, R OBP: 0.291, SLG: 0.345										4	1	0	0	1	0	3									
20 David Dellucchi, L OBP: 0.326, SLG: 0.440										3	0	0	0	0	2	1									
12 Ben Francisco, R OBP: 0.421, SLG: 0.556										1	1	1	2	0	0	0									
41 Victor Martinez, S OBP: 0.380, SLG: 0.400										2	0	1	0	2	0	0									
2 Johnny Peralta, R OBP: 0.276, SLG: 0.397										3	0	0	1	0	2	3									
48 Travis Hafner, L OBP: 0.314, SLG: 0.356										3	1	2	0	1	1	1									
25 Ryan Garko, R OBP: 0.346, SLG: 0.336										3	0	1	0	0	1	2									
11 Jamey Carroll, R OBP: 0.357, SLG: 0.244										1	1	0	0	0	1	0									
13 Adrúbal Cabrera, S OBP: 0.291, SLG: 0.234										3	1	0	0	1	2	1									
Casey Blake, R OBP: 0.296, SLG: 0.365										4	1	2	2	0	2	1									
<b>Inning Stats</b>	R: 0 E: 0 K: 1 S: 7	H: 0 LOB: 0 BB: 0 P: 10	R: 0 E: 0 K: 2 S: 9	H: 0 LOB: 1 BB: 1 P: 17	R: 0 E: 0 K: 2 S: 14	H: 0 LOB: 0 BB: 0 P: 20	R: 0 E: 0 K: 1 S: 9	H: 1 LOB: 1 BB: 0 P: 10	R: 0 E: 0 K: 1 S: 14	H: 1 LOB: 1 BB: 0 P: 19	R: 0 E: 0 K: 1 S: 15	H: 1 LOB: 2 BB: 1 P: 25	R: 6 E: 0 K: 1 S: 18	H: 4 LOB: 1 BB: 3 P: 34	R: 0 E: 0 K: 1 S: 12	H: 2 LOB: 2 BB: 0 P: 18	1B: 6 2B: 3 3B: 0 HR: 0	SF: 1 SAC: 0 DP: 0 HBP: 0	WP: 2 PB: 0 SB: 0 CS: 0	PA: 38					
<b>PITCHER</b>	IP	WLS	BF	H	R	ER	SO	BB	IBB	HBP	BLK	WP	HR	S	P	ERA	WHIP								
32 Roy Halladay, R ERA: 3.29	6.0	L	27	6	5	5	9	2	1	0	0	0	0	73	111	7.50	1.333								
39 Jesse Carlson, L ERA: 1.72	0.1		2	0	0	0	0	0	1	0	0	0	0	5	10	0.00	0.000								
49 Jeremy Accardo, R ERA: 6.57	0.2		4	1	1	1	1	0	1	0	0	1	0	8	14	13.50	1.500								
56 Brian Tallet, L ERA: 1.8	1.0		5	2	0	0	1	0	0	0	0	0	0	12	18	0.00	2.000								

AB	32
R	1
H	7
RBI	1
BB	3
SO	10
LOB	19



AB	32
R	6
H	9
RBI	5
BB	5
SO	11
LOB	15





Batter	1	2	3	4	5	6	7	8	9	AB	R	H	RBI	BB	SO	LOB	TOP										
15 Alex Rios, R OBP: 0.348, SLG: 0.427	G4-3		BB			1B		1B		3	0	2	0	1	0	0	Toronto Blue Jays @ Cleveland Indians Progressive Field, Cleveland, OH Sat May 10 2008, 7:05 PM EDT Att: 38,141 - Cloudy - 61 F										
35 Brad Wilkerson, L OBP: 0.329, SLG: 0.286	G4-3		G4-3			F7		K		4	0	0	0	0	1	4											
33 Scott Rolen, R OBP: 0.386, SLG: 0.580										2	0	0	0	0	1	0											
1 Joe Inglett, L OBP: 0.333, SLG: 0.371	K					L6		FC4-6		2	0	0	0	0	0	2											
36 Kevin Mench, R OBP: 0.286, SLG: 0.167		G5-3						G6-3		4	0	1	0	0	0	1											
23 Shannon Stewart, R OBP: 0.293, SLG: 0.273										4	0	0	0	0	1	1											
35 Lyle Overbay, L OBP: 0.387, SLG: 0.373										4	0	2	0	0	0	0											
19 Marco Scutaro, R OBP: 0.376, SLG: 0.333										4	0	2	0	0	1	1											
9 Gregg Zaun, S OBP: 0.368, SLG: 0.366										4	0	2	0	0	0	1											
Jorge Velandia, R										4	0	0	0	0	1	6											
<b>Inning Stats</b>	R: 0 E: 0 K: 1 S: 7	H: 0 LOB: 0 BB: 0 P: 9	R: 0 E: 0 K: 1 S: 7	H: 0 LOB: 0 BB: 0 P: 8	R: 0 E: 0 K: 0 S: 11	H: 1 LOB: 2 BB: 1 P: 20	R: 0 E: 0 K: 0 S: 5	H: 0 LOB: 0 BB: 0 P: 8	R: 0 E: 0 K: 0 S: 8	H: 0 LOB: 0 BB: 0 P: 13	R: 0 E: 0 K: 0 S: 7	H: 1 LOB: 1 BB: 0 P: 10	R: 0 E: 0 K: 0 S: 13	H: 4 LOB: 3 BB: 0 P: 21	R: 0 E: 0 K: 1 S: 13	H: 1 LOB: 1 BB: 0 P: 16	R: 0 E: 0 K: 2 S: 11	H: 2 LOB: 2 BB: 0 P: 18	1B: 8 2B: 1 3B: 0 HR: 0	SF: 0 SAC: 0 DP: 1 HBP: 0	WP: 0 PB: 0 SB: 0 CS: 0	PA: 36					
<b>PITCHER</b>	IP	WLS	BF	H	R	ER	SO	BB	IBB	HBP	BLK	WP	HR	S	P	ERA	WHIP										
32 Aaron Laffey, L ERA: 1.83	7.0	W	27	6	0	0	2	1	0	0	0	0	0	58	89	0.00	1.000										
Craig Breslow, L ERA: 2.25	2.0		9	3	0	0	3	0	0	0	0	0	0	24	34	0.00	1.500										

Batter	1	2	3	4	5	6	7	8	9	AB	R	H	RBI	BB	SO	LOB	BOTTOM										
24 Grady Sizemore, L OBP: 0.395, SLG: 0.481	HR									5	3	3	5	0	1	1	Toronto Blue Jays @ Cleveland Indians Progressive Field, Cleveland, OH Sat May 10 2008, 7:05 PM EDT Att: 38,141 - Cloudy - 61 F										
11 Jamey Carroll, R OBP: 0.344, SLG: 0.240										5	1	1	0	0	1	2											
20 David Dellucci, L OBP: 0.333, SLG: 0.425										3	1	0	0	1	0	2											
Franklin Gutierrez, R OBP: 0.297, SLG: 0.360										1	0	1	0	0	0	0											
41 Victor Martinez, S OBP: 0.384, SLG: 0.404										4	1	2	3	0	0	0											
10 Kelly Shoppach, R OBP: 0.327, SLG: 0.362										1	0	0	0	0	0	1											
12 Ben Francisco, R OBP: 0.348, SLG: 0.476										3	0	0	1	0	0	1											
48 Travis Hafner, L OBP: 0.312, SLG: 0.347										3	1	0	0	0	1	0											
25 Ryan Garko, R OBP: 0.351, SLG: 0.345										3	1	1	0	0	0	2											
13 Andrubal Cabrera, S OBP: 0.298, SLG: 0.245										4	2	2	2	0	1	2											
Casey Blake, R OBP: 0.314, SLG: 0.377										2	2	2	1	1	0	0											
Andy Marte, R OBP: 0.182, SLG: 0.100										1	0	0	0	0	1	1											
<b>Inning Stats</b>	R: 6 E: 1 K: 0 S: 20	H: 5 LOB: 1 BB: 1 P: 37	R: 0 E: 0 K: 0 S: 6	H: 0 LOB: 0 BB: 0 P: 11	R: 0 E: 0 K: 0 S: 5	H: 0 LOB: 0 BB: 0 P: 5	R: 3 E: 0 K: 1 S: 16	H: 4 LOB: 1 BB: 0 P: 28	R: 3 E: 0 K: 2 S: 18	H: 2 LOB: 0 BB: 1 P: 26	R: 0 E: 0 K: 0 S: 6	H: 0 LOB: 0 BB: 0 P: 8	R: 0 E: 0 K: 1 S: 16	H: 0 LOB: 1 BB: 0 P: 25	R: 0 E: 0 K: 1 S: 13	H: 1 LOB: 1 BB: 0 P: 21	1B: 7 2B: 3 3B: 0 HR: 2	SF: 1 SAC: 0 DP: 0 HBP: 2	WP: 0 PB: 0 SB: 0 CS: 0	PA: 40							
<b>PITCHER</b>	IP	WLS	BF	H	R	ER	SO	BB	IBB	HBP	BLK	WP	HR	S	P	ERA	WHIP										
29 Dustin McGowan, R ERA: 4.47	3.2	L	22	9	9	9	1	1	0	0	0	0	1	46	79	22.09	2.727										
54 Jason Frasor, R ERA: 4.91	1.1		7	2	3	3	2	1	0	0	0	0	1	19	28	20.25	2.250										
39 Jesse Carlson, L ERA: 1.62	1.0		3	0	0	0	0	0	0	0	0	0	0	6	8	0.00	0.000										
57 Shawn Camp, R ERA: 5.87	1.0		4	0	0	0	1	0	0	1	0	0	0	16	25	0.00	0.000										
56 Brian Tallet, L ERA: 1.69	1.0		4	1	0	0	1	0	0	0	0	0	0	13	21	0.00	1.000										

AB	35
R	0
H	9
RBI	0
BB	1
SO	5
LOB	16

AB	35
R	12
H	12
RBI	12
BB	2
SO	5
LOB	12





Batter	1	2	3	4	5	6	7	8	9	AB	R	H	RBI	BB	SO	LOB	TOP					
35 Brad Wilkerson, L OBP: 0.312, SLG: 0.269	F7		F8		L9			G3-1		4	0	0	0	0	0	3	Toronto Blue Jays @ Cleveland Indians Progressive Field, Cleveland, OH Mon May 12 2008, 4:05 PM EDT Overcast - 54 F					
2 Aaron Hill, R OBP: 0.310, SLG: 0.379	G5-3		K			K		K		4	0	0	0	0	3	2						
15 Alex Rios, R OBP: 0.345, SLG: 0.422	G5-3					G5-3		G6-3		4	0	1	0	0	0	0						
33 Scott Rolen, R OBP: 0.377, SLG: 0.547		G6-4-3 BB		FC5-4 1B		G5-3			F8	3	0	0	0	1	0	1						
Matt Stairs, L OBP: 0.333, SLG: 0.434	G6-4-3			1B						4	0	3	0	0	0	1						
35 Lyle Overbay, L OBP: 0.377, SLG: 0.361	G3-1			G4-3			FC4-6 1B			4	0	0	0	0	0	3						
19 Marco Scutaro, R OBP: 0.365, SLG: 0.322			G6-3		L4			F9		3	0	0	0	0	0	1						
20 Rod Barajas, R OBP: 0.311, SLG: 0.345			G5-3 1B		G5-3					2	0	1	0	1	0	0						
1 Joe Inglett, L OBP: 0.357, SLG: 0.361								G3-1		1	0	0	0	2	0	2						
<b>Inning Stats</b>	R: 0 E: 0 K: 0 S: 7	H: 0 LOB: 0 BB: 0 P: 9	R: 0 E: 0 K: 0 S: 6	H: 0 LOB: 0 BB: 1 P: 12	R: 0 E: 0 K: 1 S: 9	H: 1 LOB: 2 BB: 1 P: 18	R: 0 E: 0 K: 0 S: 8	H: 2 LOB: 1 BB: 0 P: 9	R: 0 E: 0 K: 1 S: 6	H: 0 LOB: 1 BB: 1 P: 17	R: 0 E: 0 K: 1 S: 6	H: 0 LOB: 0 BB: 0 P: 6	R: 0 E: 0 K: 0 S: 7	H: 1 LOB: 2 BB: 1 P: 14	R: 0 E: 0 K: 1 S: 9	H: 0 LOB: 0 BB: 0 P: 12	R: 0 E: 0 K: 0 S: 8	H: 1 LOB: 0 BB: 0 P: 11	1B: 5 2B: 0 3B: 0 HR: 0	SF: 0 SAC: 0 DP: 2 HBP: 0	WP: 0 PB: 0 SB: 0 CS: 0	PA: 33
<b>PITCHER</b> 55 Roberto Hernandez, R ERA: 2.4	IP: 9.0 WLS: W BF: 33 H: 5 R: 0 ER: 0 SO: 3 BB: 4 IBB: 0 HBP: 0 BLK: 0 WP: 0 HR: 0 S: 69 P: 108 ERA: 0.00 WHIP: 1.000																					

Batter	1	2	3	4	5	6	7	8	9	AB	R	H	RBI	BB	SO	LOB	BOTTOM			
24 Grady Sizemore, L OBP: 0.391, SLG: 0.481	K		K			G4-3 2B		F8		4	1	1	0	0	2	1	Toronto Blue Jays @ Cleveland Indians Progressive Field, Cleveland, OH Mon May 12 2008, 4:05 PM EDT Overcast - 54 F			
11 Jamey Carroll, R OBP: 0.323, SLG: 0.222	K		K			G4-3		G5-3		4	0	0	0	2	2					
20 David Dellucci, L OBP: 0.330, SLG: 0.429					G4-3			G4-3		4	0	2	1	0	0	0				
41 Victor Martinez, S OBP: 0.388, SLG: 0.402			G4-3		G3-1					3	0	1	0	1	0	1				
12 Ben Francisco, R OBP: 0.333, SLG: 0.417			K		F8		P2			3	0	0	0	1	1	2				
48 Travis Hafner, L OBP: 0.317, SLG: 0.341		G1-3			F9					2	1	0	0	2	0	0				
25 Ryan Garko, R OBP: 0.341, SLG: 0.333		G1-3			G6-3			F7		4	0	0	0	0	1	4				
13 Asdrubal Cabrera, S OBP: 0.299, SLG: 0.277			E1		K					3	1	1	2	0	1	0				
Casey Blake, R OBP: 0.306, SLG: 0.367			FC6-4				G5-3		K	3	0	0	0	0	1	1				
<b>Inning Stats</b>	R: 0 E: 0 K: 2 S: 9	H: 1 LOB: 1 BB: 0 P: 12	R: 0 E: 0 K: 1 S: 9	H: 0 LOB: 0 BB: 0 P: 14	R: 0 E: 0 K: 2 S: 9	H: 0 LOB: 1 BB: 0 P: 15	R: 0 E: 0 K: 0 S: 6	H: 0 LOB: 0 BB: 0 P: 11	R: 0 E: 0 K: 1 S: 8	H: 0 LOB: 0 BB: 0 P: 13	R: 1 E: 0 K: 0 S: 10	H: 3 LOB: 2 BB: 0 P: 16	R: 2 E: 0 K: 1 S: 12	H: 1 LOB: 0 BB: 1 P: 21	R: 0 E: 0 K: 1 S: 12	H: 0 LOB: 3 BB: 3 P: 28	1B: 3 2B: 1 3B: 0 HR: 1	SF: 0 SAC: 0 DP: 0 HBP: 0	WP: 0 PB: 0 SB: 0 CS: 0	PA: 34
<b>PITCHER</b> A.J. Burnett, R ERA: 4.94	IP: 7.2 WLS: L BF: 32 H: 5 R: 3 ER: 3 SO: 7 BB: 3 IBB: 0 HBP: 0 BLK: 0 WP: 0 HR: 1 S: 68 P: 117 ERA: 3.52 WHIP: 1.043																			
39 Jesse Carlson, L ERA: 1.02	IP: 8.1 WLS: 1 BF: 0 H: 0 R: 0 ER: 0 SO: 0 BB: 1 IBB: 0 HBP: 0 BLK: 0 WP: 0 HR: 0 S: 2 P: 6 ERA: 1.02																			
57 Shawn Camp, R ERA: 5.63	IP: 8.1 WLS: 1 BF: 0 H: 0 R: 0 ER: 0 SO: 1 BB: 0 IBB: 0 HBP: 0 BLK: 0 WP: 0 HR: 0 S: 5 P: 7 ERA: 5.63																			









Batter	1	2	3	4	5	6	7	8	9	AB	R	H	RBI	BB	SO	LOB	TOP					
35 Brad Wilkerson, L (1,9) OBP: 0.313, SLG: 0.264										5	0	1	0	0	2	3	<b>Toronto Blue Jays @ Minnesota Twins</b> Hubert H. Humphrey Metrodome, Minneapolis, MN Tue May 13 2008, 8:10 PM EDT Att: 18,110 - Dome - 67 F <a href="http://livebaseballscorecards.com">livebaseballscorecards.com</a>					
2 Aaron Hill, R (1,4) OBP: 0.329, SLG: 0.388										4	0	2	1	1	0	1						
15 Alex Rios, R (1,8) OBP: 0.331, SLG: 0.397										4	0	0	0	1	3	2						
33 Scott Rolen, R (1,5) OBP: 0.357, SLG: 0.516										5	0	0	0	0	2	5						
Matt Stairs, L (1,10) OBP: 0.356, SLG: 0.472 36 Kevin Mench, R (8,PH) OBP: 0.333, SLG: 0.273										1	2	1	1	2	0	0						
35 Lyle Overbay, L (1,3) OBP: 0.377, SLG: 0.369										4	1	2	1	0	0	1						
23 Shannon Stewart, R (1,7) OBP: 0.315, SLG: 0.298										3	0	2	1	1	0	1						
9 Gregg Zaun, S (1,2) OBP: 0.354, SLG: 0.354										3	1	0	1	0	0	2						
19 Marco Scutaro, R (1,6) OBP: 0.360, SLG: 0.319										4	0	1	0	0	1	3						
<b>Inning Stats</b>	R: 0 H: 1 E: 1 K: 3 S: 13	H: 1 LOB: 1 BB: 0 P: 19	R: 0 H: 0 E: 0 K: 0 S: 9	LOB: 0 BB: 1 P: 17	R: 0 H: 1 E: 0 K: 1 S: 13	H: 1 LOB: 1 BB: 0 P: 18	R: 2 H: 2 E: 0 K: 0 S: 12	H: 2 LOB: 1 BB: 1 P: 19	R: 0 H: 0 E: 0 K: 0 S: 8	H: 0 LOB: 0 BB: 0 P: 12	R: 1 H: 1 E: 0 K: 1 S: 20	H: 1 LOB: 0 BB: 0 P: 26	R: 1 H: 3 E: 0 K: 2 S: 19	H: 3 LOB: 3 BB: 1 P: 33	R: 1 H: 2 E: 0 K: 0 S: 10	H: 2 LOB: 2 BB: 1 P: 17		R: 0 H: 0 E: 0 K: 1 S: 8	H: 0 LOB: 0 BB: 1 P: 17	1B: 7 2B: 2 3B: 0 HR: 1	SF: 1 SAC: 0 DP: 1 HBP: 0	WP: 0 PB: 0 CS: 1
<b>PITCHER</b>	IP WLS BF H R ER SO BB IBB HBP BLK WP HR S P ERA WHIP	5.2 L 23 5 3 3 5 2 0 0 0 0 1 72 107 4.76 1.235	6.1 1.1 8 3 1 1 2 0 1 0 0 0 0 22 37 6.75 2.250	8.1 0.0 2 2 1 1 0 0 0 0 0 0 0 3 3 ∞ ∞	8.1 2.0 7 0 0 0 1 2 0 0 0 0 0 15 31 0.00 1.000	<b>PITCHER</b>										IP WLS BF H R ER SO BB IBB HBP BLK WP HR S P ERA WHIP						

Batter	1	2	3	4	5	6	7	8	9	AB	R	H	RBI	BB	SO	LOB	BOTTOM					
22 Carlos Gómez, R (1,8) OBP: 0.304, SLG: 0.415										4	1	2	1	0	2	0	<b>Toronto Blue Jays @ Minnesota Twins</b> Hubert H. Humphrey Metrodome, Minneapolis, MN Tue May 13 2008, 8:10 PM EDT Att: 18,110 - Dome - 67 F <a href="http://livebaseballscorecards.com">livebaseballscorecards.com</a>					
23 Brendan Harris, R (1,4) OBP: 0.318, SLG: 0.353										3	1	0	0	1	0	1						
7 Joe Mauer, L (1,2) OBP: 0.414, SLG: 0.421										4	0	1	0	0	0	2						
33 Justin Morneau, L (1,3) OBP: 0.353, SLG: 0.468										4	0	1	1	0	0	2						
5 Michael Cuddyer, R (1,9) OBP: 0.326, SLG: 0.375										4	0	1	0	0	0	1						
Craig Monroe, R (1,10) OBP: 0.321, SLG: 0.521										4	0	0	0	0	3	1						
21 Delmon Young, R (1,7) OBP: 0.307, SLG: 0.299										4	0	0	0	0	0	1						
Mike Lamb, L (1,5) OBP: 0.259, SLG: 0.287										4	0	1	0	0	0	1						
12 Adam Everett, R (1,6) OBP: 0.224, SLG: 0.321 16 Jason Kubel, L (8,PH) OBP: 0.244, SLG: 0.390 25 Alexi Casilla, S (9,6)										2	0	0	0	0	0	1						
<b>Inning Stats</b>	R: 0 H: 1 E: 0 K: 1 S: 10	H: 0 LOB: 0 BB: 0 P: 14	R: 0 H: 0 E: 0 K: 0 S: 9	LOB: 0 BB: 0 P: 12	R: 1 H: 1 E: 0 K: 0 S: 8	H: 1 LOB: 0 BB: 0 P: 12	R: 0 H: 0 E: 0 K: 0 S: 6	H: 0 LOB: 0 BB: 0 P: 10	R: 0 H: 1 E: 0 K: 1 S: 9	H: 1 LOB: 1 BB: 0 P: 13	R: 1 H: 2 E: 0 K: 0 S: 10	H: 2 LOB: 1 BB: 0 P: 16	R: 0 H: 0 E: 0 K: 1 S: 8	H: 0 LOB: 0 BB: 0 P: 13	R: 1 H: 1 E: 0 K: 1 S: 11	H: 1 LOB: 1 BB: 1 P: 19		R: 0 H: 1 E: 0 K: 1 S: 12	H: 1 LOB: 1 BB: 0 P: 14	1B: 4 2B: 0 3B: 1 HR: 2	SF: 0 SAC: 0 DP: 0 HBP: 0	WP: 0 PB: 0 CS: 0
<b>PITCHER</b>	IP WLS BF H R ER SO BB IBB HBP BLK WP HR S P ERA WHIP	5.2 W 21 4 2 2 2 0 0 0 0 0 0 1 48 70 3.18 0.706	6.1 0.0 1 1 0 0 0 0 0 0 0 0 0 1 1 ∞ ∞	6.1 1.1 H 4 0 0 0 1 0 0 0 0 0 11 19 0.00 0.000	8.1 0.1 H 3 1 1 1 1 1 0 0 0 0 1 7 14 27.00 6.000	8.1 0.2 H 2 0 0 0 0 0 0 0 0 0 4 5 0.00 0.000	<b>PITCHER</b>										IP WLS BF H R ER SO BB IBB HBP BLK WP HR S P ERA WHIP					



Batter	1	2	3	4	5	6	7	8	9	AB R H RBI BB SO LOB	TOP											
35 Brad Wilkerson, L (1,9) OBP: 0.330, SLG: 0.276										4 1 2 1 1 1 0	<b>Toronto Blue Jays @ Minnesota Twins</b> Hubert H. Humphrey Metrodome, Minneapolis, MN Wed May 14, 2008, 8:10 PM EDT Att: 21,026 - Dome - 70 F											
2 Aaron Hill, R (1,4) OBP: 0.327, SLG: 0.385										4 1 1 0 0 0 3												
15 Alex Rios, R (1,8) OBP: 0.324, SLG: 0.388										4 0 0 0 0 1 2												
33 Scott Rolen, R (1,5) OBP: 0.365, SLG: 0.523										3 2 1 0 1 0 0												
Matt Stairs, L (1,10) OBP: 0.352, SLG: 0.491										4 1 1 4 0 1 0												
35 Lyle Overbay, L (1,3) OBP: 0.373, SLG: 0.361										3 0 0 0 1 0 0												
23 Shannon Stewart, R (1,7) OBP: 0.313, SLG: 0.289										3 1 0 0 1 0 1												
36 Kevin Mench, R (9,7) OBP: 0.333, SLG: 0.273										0 0 0 0 0 0 0												
9 Gregg Zaun, S (1,2) OBP: 0.342, SLG: 0.340										4 0 0 0 0 2 1												
19 Marco Scutaro, R (1,6) OBP: 0.357, SLG: 0.316										4 0 1 0 0 0 0												
<b>Inning Stats</b>	R: 4 E: 0 K: 1 S: 20	H: 3 LOB: 0 BB: 1 P: 29	R: 0 E: 0 K: 0 S: 6	H: 0 LOB: 1 BB: 1 P: 12	R: 0 E: 0 K: 0 S: 9	H: 0 LOB: 0 BB: 0 P: 15	R: 1 E: 0 K: 0 S: 12	H: 2 LOB: 2 BB: 1 P: 25	R: 0 E: 0 K: 1 S: 8	H: 0 LOB: 0 BB: 0 P: 14	R: 0 E: 0 K: 1 S: 6	H: 0 LOB: 0 BB: 0 P: 6	R: 0 E: 0 K: 0 S: 7	H: 0 LOB: 0 BB: 0 P: 11	R: 1 E: 0 K: 0 S: 9	H: 1 LOB: 1 BB: 1 P: 18	R: 0 E: 0 K: 2 S: 11	H: 0 LOB: 0 BB: 0 P: 17	1B: 4 2B: 1 HR: 1	SF: 0 SAC: 0 DP: 0 HBP: 0	WP: 0 PB: 0 SB: 1 CS: 0	PA: 37
<b>PITCHER</b>	IP WLS BF H R ER SO BB IBB HBP BLK WP HR S P ERA WHIP											<b>PITCHER</b>	IP WLS BF H R ER SO BB IBB HBP BLK WP HR S P ERA WHIP									
26 Boof Bonser, R (1,1) ERA: 5.37	6.0 L 26 5 5 5 3 3 0 0 0 0 0 1 61 101 7.50 1.333																					
Juan Rincon, R (7,1) ERA: 3.39	1.0 3 0 0 0 0 0 0 0 0 0 0 7 11 0.00 0.000																					
28 Jesse Crain, R (8,1) ERA: 4.26	1.0 5 1 1 0 0 1 0 0 0 0 0 9 18 0.00 2.000																					
36 Joe Nathan, R (9,1) ERA: 1.8	1.0 3 0 0 0 2 0 0 0 0 0 0 11 17 0.00 0.000																					

Batter	1	2	3	4	5	6	7	8	9	AB R H RBI BB SO LOB	BOTTOM									
22 Carlos Gómez, R (1,8) OBP: 0.301, SLG: 0.408										5 0 1 0 0 2 0	<b>Toronto Blue Jays @ Minnesota Twins</b> Hubert H. Humphrey Metrodome, Minneapolis, MN Wed May 14, 2008, 8:10 PM EDT Att: 21,026 - Dome - 70 F									
20 Matt Tolbert, S (1,4) OBP: 0.317, SLG: 0.359										5 2 2 0 0 0 1										
7 Joe Mauer, L (1,2) OBP: 0.410, SLG: 0.416										4 0 1 0 0 0 2										
33 Justin Morneau, L (1,3) OBP: 0.356, SLG: 0.490										4 2 2 2 0 1 2										
5 Michael Cuddyer, R (1,9) OBP: 0.322, SLG: 0.369										4 1 1 1 0 1 2										
16 Jason Kubel, L (1,10) OBP: 0.252, SLG: 0.410										4 0 2 2 0 0 2										
21 Delmon Young, R (1,7) OBP: 0.312, SLG: 0.304										4 0 2 0 0 1 2										
Mike Lamb, L (1,5) OBP: 0.252, SLG: 0.279										3 0 0 0 0 2 2										
23 Brendan Harris, R (8,PH) OBP: 0.316, SLG: 0.350										1 0 0 0 0 1 1										
25 Alexi Casilla, S (1,6) OBP: 0.316, SLG: 0.514										3 0 0 0 0 2 0										
<b>Inning Stats</b>	R: 3 E: 0 K: 2 S: 19	H: 4 LOB: 1 BB: 0 P: 28	R: 0 E: 0 K: 3 S: 10	H: 0 LOB: 0 BB: 0 P: 15	R: 1 E: 0 K: 1 S: 12	H: 2 LOB: 1 BB: 0 P: 16	R: 0 E: 0 K: 2 S: 8	H: 1 LOB: 0 BB: 0 P: 13	R: 0 E: 0 K: 0 S: 8	H: 1 LOB: 2 BB: 0 P: 10	R: 0 E: 1 K: 0 S: 7	H: 1 LOB: 1 BB: 0 P: 13	R: 1 E: 0 K: 2 S: 18	H: 2 LOB: 1 BB: 0 P: 27	R: 0 E: 0 K: 0 S: 8	H: 0 LOB: 0 BB: 0 P: 12	1B: 8 2B: 2 HR: 1	SF: 0 SAC: 0 DP: 0 HBP: 0	WP: 0 PB: 0 SB: 0 CS: 0	PA: 38
<b>PITCHER</b>	IP WLS BF H R ER SO BB IBB HBP BLK WP HR S P ERA WHIP											<b>PITCHER</b>	IP WLS BF H R ER SO BB IBB HBP BLK WP HR S P ERA WHIP							
32 Roy Halladay, R (1,1) ERA: 3.49	6.2 H 2 1 1 4 0 0 0 0 0 0 0 7 11 27.00 3.000																			
39 Jesse Carlson, L (7,1) ERA: 2.12	0.1 H 2 1 1 1 0 0 0 0 0 0 0 7 10 0.00 1.500																			
57 Shawn Camp, R (8,1) ERA: 5.19	0.2 H 3 1 0 0 1 0 0 0 0 0 0 7 10 0.00 0.000																			
56 Brian Tallet, L (8,1) ERA: 1.85	0.1 H 1 0 0 0 1 0 0 0 0 0 0 5 8 0.00 0.000																			
37 Scott Downs, L (9,1) ERA: 2.6	1.0 S 3 0 0 0 0 0 0 0 0 0 0 8 12 0.00 0.000																			



Batter	1	2	3	4	5	6	7	8	9	10	11	AB	R	H	RBI	BB	SO	LOB	TOP					
35 Brad Wilkerson, L (1.9) OBP: 0.319, SLG: 0.268												6	1	1	0	0	2	6						
2 Aaron Hill, R (1.4) OBP: 0.330, SLG: 0.381												4	1	1	0	1	2	0						
15 Alex Rios, R (1.8) OBP: 0.321, SLG: 0.382												5	0	1	1	0	2	1						
33 Scott Rolen, R (1.5) OBP: 0.367, SLG: 0.529												5	1	2	1	0	0	1						
36 Kevin Mench, R (1.7) OBP: 0.235, SLG: 0.188												5	0	0	0	0	1	3						
23 Shannon Stewart, R (1.10) OBP: 0.316, SLG: 0.234												5	0	2	0	0	1	2						
35 Lyle Overbay, L (1.3) OBP: 0.374, SLG: 0.353												3	0	0	0	2	2	2						
20 Rod Barajas, R (1.2) OBP: 0.308, SLG: 0.339												4	0	1	0	0	0	3						
9 Grego Zaun, S (11, PH) OBP: 0.347, SLG: 0.340												0	0	0	0	1	0	0						
19 Marco Scutaro, R (1.6) OBP: 0.350, SLG: 0.487												3	0	1	0	0	0	2						
Matt Stairs, L (10, PH) OBP: 0.350, SLG: 0.487												1	0	0	0	0	1	0						
Jorge Velandia, R (10, 6) OBP: 0.372, SLG: 0.378												1	0	1	1	0	0	0						
1 Joe Inglett, L (11, PH) OBP: 0.372, SLG: 0.378												1	0	1	1	0	0	0						
<b>Inning Stats</b>	R: 0 E: 0 K: 2 S: 9	H: 0 LOB: 0 BB: 0 P: 14	R: 0 E: 0 K: 1 S: 12	H: 1 LOB: 2 BB: 1 P: 20	R: 2 E: 0 K: 0 S: 14	H: 2 LOB: 1 BB: 1 P: 25	R: 0 E: 0 K: 1 S: 17	H: 2 LOB: 2 BB: 0 P: 22	R: 0 E: 0 K: 1 S: 7	H: 0 LOB: 0 BB: 0 P: 9	R: 0 E: 0 K: 1 S: 9	H: 0 LOB: 0 BB: 0 P: 12	R: 0 E: 0 K: 1 S: 10	H: 1 LOB: 1 BB: 0 P: 14	R: 0 E: 0 K: 2 S: 17	H: 1 LOB: 1 BB: 0 P: 25	R: 1 E: 0 K: 0 S: 8	H: 2 LOB: 3 BB: 2 P: 20	1B: 9 2B: 2 3B: 0 HR: 0	SF: 0 SAC: 0 DP: 1 HBP: 0	WP: 0 PB: 0 SB: 0 CS: 0	PA: 46		
<b>PITCHER</b>	IP 6.0	WLS 3	BF 25	H 5	R 2	ER 2	SO 6	BB 2	IBB 0	HBP 0	BLK 0	WP 0	HR 0	S 68	P 102	ERA 3.00	WHIP 1.167							
15 Glen Perkins, L (1.1) ERA: 3.75																								
54 Matt Guerrier, R (7.1) ERA: 3.65	2.1	8	2	0	0	2	0	0	0	0	0	0	0	21	30	0.00	0.857							
Dennys Reyes, L (9.1) ERA: 0.75	0.2	2	0	0	0	1	0	0	0	0	0	0	0	4	5	0.00	0.000							
36 Joe Nathan, R (10.1) ERA: 1.69	1.0	4	1	0	0	2	0	0	0	0	0	0	0	17	25	0.00	1.000							
28 Jesse Crain, R (11.1) ERA: 4.61	1.0	L 7	2	1	1	0	1	1	0	0	0	0	0	8	20	9.00	3.000							

Toronto Blue Jays @ Minnesota Twins  
Hubert H. Humphrey Metrodome, Minneapolis, MN  
Thu May 15 2008, 1:10 PM EDT  
Att. 18,701 - Dome - 68 F

livebaseballscores.com

AB 42  
R 3  
H 10  
RBI 3  
BB 4  
SO 11  
LOB 20



Batter	1	2	3	4	5	6	7	8	9	10	11	AB	R	H	RBI	BB	SO	LOB	BOTTOM					
20 Matt Tolbert, S (1.5) OBP: 0.307, SLG: 0.337												5	1	0	0	1	1	2						
23 Brendan Harris, R (1.4) OBP: 0.312, SLG: 0.344												5	0	1	0	0	1	1						
16 Jason Kubel, L (1.10) OBP: 0.285, SLG: 0.413												4	0	2	0	1	1	2						
25 Alexi Casilla, S (10, PR) OBP: 0.364, SLG: 0.497												4	0	2	1	1	1	1						
5 Michael Cuddyer, R (1.9) OBP: 0.316, SLG: 0.352												4	0	0	0	1	0	2						
Craig Monroe, R (1.8) OBP: 0.325, SLG: 0.519												3	0	1	0	1	0	0						
22 Carlos Gómez, R (9.8) OBP: 0.299, SLG: 0.405												4	0	0	0	0	0	1						
21 Delmon Young, R (1.7) OBP: 0.309, SLG: 0.296												3	0	0	0	1	0	2						
55 Mike Redmond, R (1.2) OBP: 0.281, SLG: 0.300												2	1	0	0	1	0	2						
Mike Lamb, L (10.5) OBP: 0.250, SLG: 0.277												2	0	1	0	0	0	0						
12 Adam Everett, R (1.6) OBP: 0.230, SLG: 0.310												2	1	0	0	1	0	2						
7 Joe Mauer, L (9, PH) OBP: 0.411, SLG: 0.417												2	0	1	0	0	0	0						
<b>Inning Stats</b>	R: 0 E: 0 K: 1 S: 10	H: 0 LOB: 0 BB: 0 P: 12	R: 0 E: 0 K: 0 S: 13	H: 0 LOB: 2 BB: 1 P: 22	R: 1 E: 0 K: 0 S: 19	H: 0 LOB: 2 BB: 3 P: 36	R: 0 E: 0 K: 0 S: 10	H: 0 LOB: 0 BB: 0 P: 12	R: 1 E: 0 K: 2 S: 12	H: 2 LOB: 2 BB: 1 P: 19	R: 0 E: 0 K: 0 S: 12	H: 2 LOB: 2 BB: 1 P: 21	R: 0 E: 0 K: 0 S: 8	H: 2 LOB: 2 BB: 0 P: 14	R: 0 E: 0 K: 0 S: 11	H: 0 LOB: 0 BB: 0 P: 14	R: 0 E: 0 K: 0 S: 6	H: 0 LOB: 0 BB: 0 P: 8	R: 0 E: 0 K: 1 S: 12	H: 1 LOB: 1 BB: 0 P: 12	1B: 5 2B: 2 3B: 0 HR: 0	SF: 0 SAC: 0 DP: 0 HBP: 1	WP: 1 PB: 0 SB: 1 CS: 0	PA: 46
<b>PITCHER</b>	IP 5.0	WLS 1	BF 22	H 2	R 2	ER 2	SO 3	BB 5	IBB 0	HBP 1	BLK 0	WP 1	HR 0	S 64	P 101	ERA 3.60	WHIP 1.400							
29 Dustin McGowan, R (1.1) ERA: 4.38																								
54 Jason Frasor, R (6.1) ERA: 3.86	1.2	7	1	0	0	0	0	0	0	0	0	0	0	17	30	0.00	1.200							
56 Brian Tallet, L (7.1) ERA: 1.65	0.1	2	2	0	0	0	0	0	0	0	0	0	0	3	5	0.00	6.000							
Armando Benitez, R (8.1) ERA: 5.4	1.1	4	0	0	0	0	0	0	0	0	0	0	0	13	17	0.00	0.000							
39 Jesse Carlson, L (9.1) ERA: 1.96	1.1	5	1	0	0	1	0	0	0	0	0	0	0	13	17	0.00	0.750							
<b>PITCHER</b>	IP 0.1	WLS 0	BF 4	H 1	R 0	ER 0	SO 1	BB 1	IBB 0	HBP 0	BLK 0	WP 0	HR 0	S 3	P 7	ERA 0.00	WHIP 3.000							
57 Shawn Camp, R (10.1) ERA: 5.0																								
52 B.J. Ryan, L (11.1) ERA: 5.0	1.0	S 2	4	1	0	0	1	0	0	0	0	0	0	9	12	0.00	1.000							

Toronto Blue Jays @ Minnesota Twins  
Hubert H. Humphrey Metrodome, Minneapolis, MN  
Thu May 15 2008, 1:10 PM EDT  
Att. 18,701 - Dome - 68 F

livebaseballscores.com

AB 38  
R 2  
H 7  
RBI 1  
BB 7  
SO 5  
LOB 15

















Batter	1	2	3	4	5	6	7	8	9	AB	R	H	RBI	BB	SO	LOB	TOP			
6 Maicer Izturis, S OBP: 0.287, SLG: 0.258	E6 27 1B 24 BB G4-6-3	FC3-2		G4-3			G3		K	5	1	0	0	0	1	3	<b>Los Angeles Angels @ Toronto Blue Jays</b> Rogers Centre, Toronto, ON Tue May 20 2008, 7:07 PM EDT Att: 31,487 - Roof Closed - 68 F			
24 Gary Matthews, S OBP: 0.313, SLG: 0.359	G4-6-3 27 1B	F8		K			27 SF9 3B		G5-3	4	1	1	0	1	1	3				
27 Vladimir Guerrero, R OBP: 0.324, SLG: 0.498	G4-6-3 1B		K			L7	SF9			3	0	1	1	0	1	0				
Garret Anderson, L OBP: 0.309, SLG: 0.443	G4-6-3	G4-6-3		F7		P2	G3-1			4	0	0	0	0	0	2				
48 Tori Hunter, R OBP: 0.352, SLG: 0.482	G5-3					G6-3				3	1	1	0	1	0	1				
Casey Kotchman, L OBP: 0.388, SLG: 0.494		39 BB 44 BB 6 FC3-2 1B				G3			F8	4	0	2	1	0	0	1				
44 Mike Napoli, R OBP: 0.337, SLG: 0.607		6 FC3-2 39 BB 1B								0	0	0	0	3	0	0				
18 Sean Rodriguez, R OBP: 0.262, SLG: 0.184										4	0	0	0	0	2	7				
2 Erick Aybar, S OBP: 0.287, SLG: 0.362						G5-3				0	0	0	0	0	0	0				
39 Robb Quinlan, R OBP: 0.304, SLG: 0.294						G4-3			G6-3	3	0	0	0	1	0	1				
<b>Inning Stats</b>	R: 1 E: 0 K: 0 S: 9	H: 1 LOB: 1 BB: 1 P: 17	R: 0 E: 0 K: 1 S: 12	H: 1 LOB: 3 BB: 2 P: 26	R: 1 E: 0 K: 1 S: 10	H: 2 LOB: 2 BB: 1 P: 19	R: 0 E: 0 K: 1 S: 7	H: 0 LOB: 0 BB: 0 P: 10	R: 0 E: 0 K: 1 S: 5	H: 0 LOB: 1 BB: 0 P: 7	R: 0 E: 0 K: 0 S: 5	H: 0 LOB: 0 BB: 0 P: 14	R: 1 E: 0 K: 0 S: 8	H: 1 LOB: 0 BB: 0 P: 10	R: 0 E: 0 K: 0 S: 5	H: 0 LOB: 1 BB: 2 P: 22	1B: 2 2B: 2 3B: 1 HR: 0	SF: 1 SAC: 0 DP: 2 HBP: 1	WP: 0 PB: 0 SB: 0 CS: 0	PA: 38
<b>PITCHER</b>	IP WLS BF H R ER SO BB IBB HBP BLK WP HR S P ERA WHIP	IP WLS BF H R ER SO BB IBB HBP BLK WP HR S P ERA WHIP	IP WLS BF H R ER SO BB IBB HBP BLK WP HR S P ERA WHIP	IP WLS BF H R ER SO BB IBB HBP BLK WP HR S P ERA WHIP	IP WLS BF H R ER SO BB IBB HBP BLK WP HR S P ERA WHIP	IP WLS BF H R ER SO BB IBB HBP BLK WP HR S P ERA WHIP	IP WLS BF H R ER SO BB IBB HBP BLK WP HR S P ERA WHIP	IP WLS BF H R ER SO BB IBB HBP BLK WP HR S P ERA WHIP	IP WLS BF H R ER SO BB IBB HBP BLK WP HR S P ERA WHIP	IP WLS BF H R ER SO BB IBB HBP BLK WP HR S P ERA WHIP	IP WLS BF H R ER SO BB IBB HBP BLK WP HR S P ERA WHIP	IP WLS BF H R ER SO BB IBB HBP BLK WP HR S P ERA WHIP	IP WLS BF H R ER SO BB IBB HBP BLK WP HR S P ERA WHIP	IP WLS BF H R ER SO BB IBB HBP BLK WP HR S P ERA WHIP	IP WLS BF H R ER SO BB IBB HBP BLK WP HR S P ERA WHIP	IP WLS BF H R ER SO BB IBB HBP BLK WP HR S P ERA WHIP	IP WLS BF H R ER SO BB IBB HBP BLK WP HR S P ERA WHIP			
29 Dustin McGowan, R ERA: 4.21	6.1 L	29 5 3 2 4	3 1 1 0	0 0 0 0	0 0 0 0	0 0 0 0	0 0 4 8	0.00 1.500	0.00 0.000	0.00 0.000	0.00 0.000	2.84 1.263	1.263							
54 Jason Frasor, R ERA: 3.94	7.1 0.2	3 0 0 0	0 0 0 0	0 0 0 0	0 0 0 0	0 0 0 0	0 0 3 8	0.00 0.000	0.00 0.000	0.00 0.000	0.00 0.000	0.00 1.500	1.500							
39 Jesse Carlson, L ERA: 1.86	8.1 1.0	3 0 0 0	0 0 0 0	0 0 0 0	0 0 0 0	0 0 0 0	0 0 3 7	0.00 0.000	0.00 0.000	0.00 0.000	0.00 0.000	0.00 0.000	0.000							
37 Scott Downs, L ERA: 2.29	9.1 1.0	3 0 0 0	0 0 0 1	0 0 0 0	0 0 0 0	0 0 0 0	0 0 7 10	0.00 0.000	0.00 0.000	0.00 0.000	0.00 0.000	0.00 0.000	0.000							

Batter	1	2	3	4	5	6	7	8	9	AB	R	H	RBI	BB	SO	LOB	BOTTOM					
35 Brad Wilkerson, L OBP: 0.315, SLG: 0.287	HR	BB		K			G4-6-3		BB	3	1	1	1	2	1	3	<b>Los Angeles Angels @ Toronto Blue Jays</b> Rogers Centre, Toronto, ON Tue May 20 2008, 7:07 PM EDT Att: 31,487 - Roof Closed - 68 F					
2 Aaron Hill, R OBP: 0.332, SLG: 0.385	K	L8				33 CS 1B			F5	5	0	2	0	0	1	6						
15 Alex Rios, R OBP: 0.317, SLG: 0.374	33 CS 1B					L9				4	0	1	0	1	2	4						
33 Scott Rolen, R OBP: 0.365, SLG: 0.494	1B					L8				4	0	1	0	0	1	2						
Matt Stairs, L OBP: 0.341, SLG: 0.460	L1					G5-3				4	0	0	0	0	2	4						
23 Shannon Stewart, R OBP: 0.326, SLG: 0.319	G6-3					9 G6-3 35 BB 1B				4	0	1	0	0	0	3						
35 Lyle Overbay, L OBP: 0.371, SLG: 0.367	F7					9 G6-3 BB				3	0	0	0	1	0	0						
9 Gregg Zaun, S OBP: 0.344, SLG: 0.324	35 BB 19 BB 1B					G6-3				3	0	1	0	1	1	2						
19 Marco Scutaro, R OBP: 0.385, SLG: 0.321	35 BB 1B									2	0	2	0	2	0	0						
<b>Inning Stats</b>	R: 1 E: 0 K: 2 S: 11	H: 2 LOB: 1 BB: 0 P: 20	R: 0 E: 0 K: 0 S: 13	H: 2 LOB: 3 BB: 1 P: 21	R: 0 E: 0 K: 2 S: 10	H: 0 LOB: 0 BB: 0 P: 10	R: 0 E: 0 K: 1 S: 11	H: 1 LOB: 2 BB: 2 P: 21	R: 0 E: 0 K: 0 S: 6	H: 1 LOB: 0 BB: 0 P: 9	R: 0 E: 0 K: 0 S: 8	H: 0 LOB: 0 BB: 0 P: 12	R: 0 E: 0 K: 1 S: 8	H: 1 LOB: 0 BB: 0 P: 13	R: 0 E: 0 K: 1 S: 8	H: 2 LOB: 2 BB: 1 P: 14	R: 0 E: 0 K: 1 S: 14	H: 0 LOB: 3 BB: 3 P: 33	1B: 8 2B: 0 3B: 0 HR: 1	SF: 0 SAC: 0 DP: 3 HBP: 0	WP: 0 PB: 0 SB: 1 CS: 1	PA: 39
<b>PITCHER</b>	IP WLS BF H R ER SO BB IBB HBP BLK WP HR S P ERA WHIP	IP WLS BF H R ER SO BB IBB HBP BLK WP HR S P ERA WHIP	IP WLS BF H R ER SO BB IBB HBP BLK WP HR S P ERA WHIP	IP WLS BF H R ER SO BB IBB HBP BLK WP HR S P ERA WHIP	IP WLS BF H R ER SO BB IBB HBP BLK WP HR S P ERA WHIP	IP WLS BF H R ER SO BB IBB HBP BLK WP HR S P ERA WHIP	IP WLS BF H R ER SO BB IBB HBP BLK WP HR S P ERA WHIP	IP WLS BF H R ER SO BB IBB HBP BLK WP HR S P ERA WHIP	IP WLS BF H R ER SO BB IBB HBP BLK WP HR S P ERA WHIP	IP WLS BF H R ER SO BB IBB HBP BLK WP HR S P ERA WHIP	IP WLS BF H R ER SO BB IBB HBP BLK WP HR S P ERA WHIP	IP WLS BF H R ER SO BB IBB HBP BLK WP HR S P ERA WHIP	IP WLS BF H R ER SO BB IBB HBP BLK WP HR S P ERA WHIP	IP WLS BF H R ER SO BB IBB HBP BLK WP HR S P ERA WHIP	IP WLS BF H R ER SO BB IBB HBP BLK WP HR S P ERA WHIP	IP WLS BF H R ER SO BB IBB HBP BLK WP HR S P ERA WHIP	IP WLS BF H R ER SO BB IBB HBP BLK WP HR S P ERA WHIP					
41 John Lackey, R ERA: 1.25	7.0 W	28 7 1 1 6	3 0 0 0	0 0 0 0	0 0 0 0	0 0 0 0	0 0 8 14	0.00 3.000	0.00 3.000	0.00 3.000	0.00 3.000	0.00 1.429	1.429									
62 Scot Shields, R ERA: 3.93	8.1 1.0	5 2 0 0	0 0 0 1	1 0 0 0	0 0 0 0	0 0 0 0	0 0 8 14	0.00 3.000	0.00 3.000	0.00 3.000	0.00 3.000	0.00 1.429	1.429									
Francisco Rodriguez, R ERA: 2.79	9.1 1.0	6 0 0 0	0 0 0 1	3 0 0 0	0 0 0 0	0 0 0 0	0 0 14 33	0.00 3.000	0.00 3.000	0.00 3.000	0.00 3.000	0.00 1.429	1.429									












Batter	1	2	3	4	5	6	7	8	9	AB	R	H	RBI	BB	SO	LOB	TOP					
9 David DeJesus, L (1, 9) OBP: 0.338, SLG: 0.386			L6		F7			F7		4	1	1	0	0	0	1						
15 Mark Grudzielanek, R (1, 4) OBP: 0.356, SLG: 0.363 Esteban German, R (6, 4) OBP: 0.194, SLG: 0.097	P4		G6-3			G5-3			K	3	0	0	0	0	0	1						
4 Alex Gordon, L (1, 5) OBP: 0.370, SLG: 0.441	G3-1		K				K		K	4	0	0	0	0	3	1						
11 Jose Guillen, R (1, 7) OBP: 0.291, SLG: 0.449 13 Alberto Callaspo, S (7, 7) OBP: 0.347, SLG: 0.313					F8					3	0	1	1	0	0	0						
24 Mark Teahen, L (1, 3) OBP: 0.339, SLG: 0.343	FC5-4				L5				G3-1	3	0	0	0	0	0	1						
16 Billy Butler, R (1, 10) OBP: 0.335, SLG: 0.345	G6-3				G3					3	0	0	0	0	0	0						
21 Miguel Olivo, R (1, 2) OBP: 0.320, SLG: 0.602	G6-3								P3	3	0	1	0	0	0	0						
1 Tony Pena Jr., R (1, 6) OBP: 0.188, SLG: 0.211					K				F9	3	0	1	0	0	1	1						
2 Joey Gathright, L (1, 8) OBP: 0.304, SLG: 0.287	G6-3				FC5-4				G6-3	3	0	0	0	0	0	2						
<b>Inning Stats</b>	R: 1 H: 2 E: 0 K: 0 S: 12	H: 2 LOB: 1 BB: 0 P: 18	R: 0 H: 1 E: 0 K: 0 S: 9	H: 1 LOB: 1 BB: 0 P: 10	R: 0 H: 0 E: 0 K: 1 S: 8	H: 0 LOB: 0 BB: 0 P: 10	R: 0 H: 0 E: 0 K: 0 S: 9	H: 0 LOB: 0 BB: 0 P: 14	R: 0 H: 1 E: 0 K: 1 S: 7	H: 1 LOB: 1 BB: 0 P: 11	R: 0 H: 0 E: 0 K: 1 S: 6	H: 0 LOB: 0 BB: 0 P: 7	R: 0 H: 0 E: 0 K: 0 S: 7	H: 0 LOB: 0 BB: 0 P: 11	R: 0 H: 0 E: 0 K: 2 S: 5	H: 0 LOB: 0 BB: 0 P: 8	R: 0 H: 0 E: 0 K: 2 S: 10	H: 0 LOB: 0 BB: 0 P: 15	1B: 4 2B: 0 3B: 0 HR: 0	SF: 0 SAC: 0 DP: 0 HBP: 0	WP: 0 PB: 0 SB: 2 CS: 0	PA: 31
<b>PITCHER</b> 32 Roy Halladay, R (1, 1) ERA: 3.11	IP: 9.0 WLS: W BF: 31 H: 4 R: 1 ER: 1 SO: 5 BB: 0 IBB: 0 HBP: 0 BLK: 0 WP: 0 HR: 0 S: 73 P: 104 ERA: 1.00 WHIP: 0.444															<b>PITCHER</b>	IP: 9.0 WLS: W BF: 31 H: 4 R: 1 ER: 1 SO: 5 BB: 0 IBB: 0 HBP: 0 BLK: 0 WP: 0 HR: 0 S: 73 P: 104 ERA: 1.00 WHIP: 0.444					

Kansas City Royals @ Toronto Blue Jays  
Rogers Centre, Toronto, ON  
Fri May 23 2008, 7:07 PM EDT  
Att: 24,207 - Roof Closed - 68 F


AB 31  
R 1  
H 4  
RBI 1  
BB 0  
SO 5  
LOB 7



Batter	1	2	3	4	5	6	7	8	9	AB	R	H	RBI	BB	SO	LOB	BOTTOM					
23 Shannon Stewart, R (1, 7) OBP: 0.324, SLG: 0.317	L4				K					5	1	1	0	0	1	0						
2 Aaron Hill, R (1, 4) OBP: 0.325, SLG: 0.371	F7		G4-3		F9					4	0	0	0	0	0	1						
15 Alex Rios, R (1, 8) OBP: 0.326, SLG: 0.381	G5-3				G3					4	2	2	1	0	0	0						
33 Scott Rolen, R (1, 5) OBP: 0.376, SLG: 0.479										2	2	2	0	2	0	0						
35 Lyle Overbay, L (1, 3) OBP: 0.389, SLG: 0.413										3	2	3	1	1	0	0						
36 Kevin Mench, R (1, 10) OBP: 0.217, SLG: 0.143		P3			F9					3	0	0	0	1	0	6						
9 Gregg Zaun, S (1, 2) OBP: 0.346, SLG: 0.322		G1-3	P3		F7					4	0	0	0	0	0	8						
19 Marco Scutaro, R (1, 6) OBP: 0.390, SLG: 0.336					G1-3					4	0	2	4	0	0	2						
1 Joe Inglett, L (1, 9) OBP: 0.352, SLG: 0.396		K	G4-3							4	0	0	0	0	1	3						
<b>Inning Stats</b>	R: 0 H: 0 E: 0 K: 0 S: 7	H: 0 LOB: 0 BB: 0 P: 11	R: 2 H: 3 E: 0 K: 1 S: 18	H: 3 LOB: 1 BB: 0 P: 25	R: 4 H: 4 E: 0 K: 0 S: 13	H: 4 LOB: 2 BB: 2 P: 23	R: 0 H: 0 E: 0 K: 1 S: 9	H: 0 LOB: 0 BB: 0 P: 13	R: 0 H: 2 E: 0 K: 0 S: 12	H: 2 LOB: 2 BB: 0 P: 21	R: 0 H: 0 E: 0 K: 0 S: 5	H: 0 LOB: 0 BB: 0 P: 9	R: 1 H: 1 E: 0 K: 0 S: 8	H: 1 LOB: 1 BB: 2 P: 16	R: 0 H: 0 E: 0 K: 0 S: 4	H: 0 LOB: 0 BB: 0 P: 7	R: 0 H: 0 E: 0 K: 0 S: 4	H: 0 LOB: 0 BB: 0 P: 7	1B: 9 2B: 1 3B: 0 HR: 0	SF: 0 SAC: 0 DP: 1 HBP: 0	WP: 0 PB: 0 SB: 0 CS: 0	PA: 37
<b>PITCHER</b> 23 Zack Greinke, R (1, 1) ERA: 2.82 57 Joel Peralta, R (6, 1) ERA: 5.74 32 Ron Mahay, L (7, 1) ERA: 3.0 41 Jimmy Gobble, L (8, 1) ERA: 6.0	IP: 5.0 WLS: L BF: 26 H: 5 R: 0 ER: 6 SO: 2 BB: 2 IBB: 0 HBP: 0 BLK: 0 WP: 0 HR: 0 S: 59 P: 93 ERA: 10.80 WHIP: 2.200															<b>PITCHER</b>	IP: 5.0 WLS: L BF: 26 H: 5 R: 0 ER: 6 SO: 2 BB: 2 IBB: 0 HBP: 0 BLK: 0 WP: 0 HR: 0 S: 59 P: 93 ERA: 10.80 WHIP: 2.200					

Kansas City Royals @ Toronto Blue Jays  
Rogers Centre, Toronto, ON  
Fri May 23 2008, 7:07 PM EDT  
Att: 24,207 - Roof Closed - 68 F

AB 33  
R 7  
H 10  
RBI 6  
BB 4  
SO 2  
LOB 20






Batter	1	2	3	4	5	6	7	8	9	AB	R	H	RBI	BB	SO	LOB	TOP					
9 David DeJesus, L (1,7) OBP: 0.336, SLG: 0.382										4	0	1	0	0	0	1						
15 Mark Grudzielanek, R (1,4) OBP: 0.360, SLG: 0.375										4	0	2	0	0	0	1						
4 Alex Gordon, L (1,5) OBP: 0.363, SLG: 0.431										4	0	0	0	0	2	3						
11 Jose Guillen, R (1,10) OBP: 0.280, SLG: 0.445										4	0	1	0	0	0	2						
24 Mark Teahen, L (1,9) OBP: 0.337, SLG: 0.337										3	0	0	0	1	1	1						
16 Billy Butler, R (1,3) OBP: 0.333, SLG: 0.343										4	0	1	0	0	0	2						
14 John Buck, R (1,2) OBP: 0.323, SLG: 0.357										3	0	1	0	0	0	2						
1 Tony Pena Jr., R (1,6) OBP: 0.184, SLG: 0.206										3	0	0	0	0	0	3						
2 Joey Gathright, L (1,8) OBP: 0.305, SLG: 0.288										3	0	1	0	0	0	1						
<b>Inning Stats</b>	R: 0 E: 0 K: 1 S: 9	H: 1 LOB: 1 BB: 0 P: 16	R: 0 E: 0 K: 1 S: 10	H: 2 LOB: 2 BB: 0 P: 15	R: 0 E: 0 K: 0 S: 4	H: 0 LOB: 0 BB: 0 P: 6	R: 0 E: 0 K: 0 S: 5	H: 0 LOB: 0 BB: 0 P: 7	R: 0 E: 0 K: 0 S: 6	H: 1 LOB: 1 BB: 0 P: 9	R: 0 E: 0 K: 0 S: 7	H: 1 LOB: 1 BB: 0 P: 12	R: 0 E: 0 K: 0 S: 5	H: 0 LOB: 0 BB: 0 P: 8	R: 0 E: 0 K: 0 S: 7	H: 1 LOB: 2 BB: 1 P: 8	R: 0 E: 0 K: 1 S: 12	H: 1 LOB: 2 BB: 1 P: 22	1B: 5 2B: 3 3B: 0 HR: 0	SF: 0 SAC: 0 DP: 2 HBP: 0	WP: 1 PB: 0 SB: 1 CS: 0	PA: 33
<b>PITCHER</b> 51 Jesse Litsch, R (1,1) ERA: 3.57	IP: 9.0 WLS: W BF: 33 H: 7 R: 0 ER: 0 SO: 3 BB: 1 IBB: 0 HBP: 0 BLK: 0 WP: 1 HR: 0 S: 65 P: 103 ERA: 0.00 WHIP: 0.889																					

Kansas City Royals @ Toronto Blue Jays  
Rogers Centre, Toronto, ON  
Sat May 24 2008, 1:07 PM EDT  
Att: 28,162 - Sunny - 61 F


AB 32  
R 0  
H 7  
RBI 0  
BB 1  
SO 3  
LOB 16



Batter	1	2	3	4	5	6	7	8	9	AB	R	H	RBI	BB	SO	LOB	BOTTOM			
23 Shannon Stewart, R (1,10) OBP: 0.340, SLG: 0.320										2	1	1	0	2	0	0				
2 Aaron Hill, R (1,4) OBP: 0.327, SLG: 0.377										5	1	2	0	0	0	3				
15 Alex Rios, R (1,8) OBP: 0.323, SLG: 0.374										4	0	0	0	1	2	3				
33 Scott Rolen, R (1,5) OBP: 0.389, SLG: 0.480										2	2	1	0	2	0	3				
35 Lyle Overbay, L (1,3) OBP: 0.402, SLG: 0.416										1	1	1	1	3	0	0				
35 Brad Wilkerson, L (1,9) OBP: 0.306, SLG: 0.302										4	1	1	4	0	1	7				
19 Marco Scutaro, R (1,6) OBP: 0.380, SLG: 0.325										4	0	0	0	0	0	5				
9 Gregg Zaun, S (1,2) OBP: 0.343, SLG: 0.320										4	0	1	0	0	1	0				
1 Joe Inglett, L (1,7) OBP: 0.345, SLG: 0.423										4	0	1	0	0	0	2				
<b>Inning Stats</b>	R: 4 E: 0 K: 1 S: 14	H: 4 LOB: 0 BB: 1 P: 27	R: 0 E: 0 K: 0 S: 10	H: 0 LOB: 1 BB: 0 P: 14	R: 0 E: 0 K: 1 S: 7	H: 0 LOB: 2 BB: 2 P: 18	R: 0 E: 0 K: 1 S: 11	H: 0 LOB: 0 BB: 0 P: 16	R: 0 E: 0 K: 0 S: 6	H: 0 LOB: 0 BB: 0 P: 9	R: 1 E: 1 K: 1 S: 14	H: 2 LOB: 2 BB: 1 P: 24	R: 1 E: 0 K: 0 S: 14	H: 1 LOB: 3 BB: 3 P: 30	R: 0 E: 0 K: 0 S: 9	H: 1 LOB: 2 BB: 1 P: 14	1B: 5 2B: 1 3B: 1 HR: 1	SF: 0 SAC: 0 DP: 1 HBP: 1	WP: 1 PB: 0 SB: 1 CS: 0	PA: 39
<b>PITCHER</b> 44 Luke Hochevar, R (1,1) ERA: 4.54 27 Yasuhiro Yabuta, R (7,1) ERA: 6.3 Ramon E Ramirez, R (7,1) ERA: 1.77 46 Juan Carlos Oviedo, R (8,1) ERA: 1.37	IP: 6.0 WLS: L BF: 27 H: 6 R: 5 ER: 4 SO: 4 BB: 5 IBB: 0 HBP: 0 BLK: 0 WP: 1 HR: 1 S: 62 P: 108 ERA: 6.00 WHIP: 1.667																			

Kansas City Royals @ Toronto Blue Jays  
Rogers Centre, Toronto, ON  
Sat May 24 2008, 1:07 PM EDT  
Att: 28,162 - Sunny - 61 F

AB 30  
R 6  
H 8  
RBI 5  
BB 8  
SO 4  
LOB 23









Batter	1	2	3	4	5	6	7	8	9	AB	R	H	RBI	BB	SO	LOB	TOP										
9 David DeJesus, L (1,7) OBP: 0.329, SLG: 0.365	G4-3		BB		HBP		G4-3		G3-1	3	0	0	0	1	0	1	<b>Kansas City Royals @ Toronto Blue Jays</b> Rogers Centre, Toronto, ON Mon May 26 2008, 12:37 PM EDT Att. 23,157 - Roof Closed - 68 F  <b>AB 33</b> <b>R 2</b> <b>H 7</b> <b>RBI 2</b> <b>BB 1</b> <b>SO 8</b> <b>LOB 18</b>										
15 Mark Grudzielanek, R (1,4) OBP: 0.349, SLG: 0.361	K		G5-3		FC6-4		K		K	5	0	0	0	0	3	4											
4 Alex Gordon, L (1,5) OBP: 0.368, SLG: 0.431	K				FC4				1B	3	1	2	0	0	1	0											
11 Jose Guillen, R (1,10) OBP: 0.279, SLG: 0.439		G5-3		L9			HBP		F8	3	0	0	0	0	0	2											
16 Billy Butler, R (1,3) OBP: 0.330, SLG: 0.339	P3			FC4			HBP		1B	4	1	1	0	0	0	3											
24 Mark Teahen, L (1,9) OBP: 0.340, SLG: 0.341	K			1B			FC3-6		1B	4	0	2	1	0	1	1											
21 Miguel Olivo, R (1,2) OBP: 0.317, SLG: 0.594			1B	K			E4		1B	4	0	2	1	0	1	1											
1 Tony Pena Jr., R (1,6) OBP: 0.184, SLG: 0.204				K			F8			3	0	0	0	0	1	2											
Esteban German, R (9,PH) OBP: 0.220, SLG: 0.139					G5-3				K	1	0	0	0	0	1	0											
2 Joey Gathright, L (1,8) OBP: 0.304, SLG: 0.288	F7			B1-3			F8		1B	4	0	1	0	0	0	1											
<b>Inning Stats</b>	R: 0 E: 0 K: 2 S: 8	H: 0 LOB: 0 BB: 0 P: 12	R: 0 E: 0 K: 1 S: 7	H: 0 LOB: 0 BB: 0 P: 10	R: 0 E: 0 K: 1 S: 6	H: 1 LOB: 2 BB: 1 P: 11	R: 0 E: 0 K: 1 S: 12	H: 2 LOB: 2 BB: 0 P: 18	R: 0 E: 0 K: 0 S: 14	H: 0 LOB: 1 BB: 0 P: 19	R: 2 E: 1 K: 0 S: 10	H: 0 LOB: 0 BB: 0 P: 13	R: 0 E: 0 K: 0 S: 7	H: 3 LOB: 2 BB: 0 P: 9	R: 0 E: 0 K: 2 S: 12	H: 1 LOB: 1 BB: 0 P: 20	1B: 7 2B: 0 3B: 0 HR: 0	SF: 1 SAC: 0 DP: 0 HBP: 3	WP: 1 PB: 0 SB: 1 CS: 0	PA: 38							
<b>PITCHER</b>	IP	WLS	BF	H	R	ER	SO	BB	IBB	HBP	BLK	WP	HR	S	P	ERA	WHIP										
28 Shaun Marcum, R (1,1) ERA: 2.64	7.1	W	32	5	2	1	6	1	0	3	0	1	0	68	99	1.23	0.818										
39 Jesse Carlson, L (8,1) ERA: 1.74	0.1		1	1	0	0	0	0	0	0	0	0	0	1	1	0.00	3.000										
54 Jason Frasor, R (8,1) ERA: 3.63	1.1		5	1	0	0	2	0	0	0	0	0	0	14	23	0.00	0.750										

Batter	1	2	3	4	5	6	7	8	9	AB	R	H	RBI	BB	SO	LOB	BOTTOM										
23 Shannon Stewart, R (1,7) OBP: 0.342, SLG: 0.324	K	P4			F9		1B			4	0	1	0	0	1	1	<b>Kansas City Royals @ Toronto Blue Jays</b> Rogers Centre, Toronto, ON Mon May 26 2008, 12:37 PM EDT Att. 23,157 - Roof Closed - 68 F  <b>AB 31</b> <b>R 7</b> <b>H 9</b> <b>RBI 7</b> <b>BB 1</b> <b>SO 5</b> <b>LOB 10</b>										
1 Joe Inglett, L (1,4) OBP: 0.323, SLG: 0.393	G4-3		G4-3		E3		F7			4	1	0	0	0	0	2											
2 Aaron Hill, R (8,4) OBP: 0.321, SLG: 0.369			G4-3		15 2B					0	0	0	0	0	0	0											
15 Alex Rios, R (1,8) OBP: 0.329, SLG: 0.380	G5-3		1B		2B		G6-4-3			4	0	2	2	0	0	1											
33 Scott Rolen, R (1,5) OBP: 0.380, SLG: 0.481		35 1B	F7		K				K	4	1	1	0	0	2	2											
Matt Stairs, L (1,10) OBP: 0.336, SLG: 0.441	K		K		F7				35 G1-6-3	3	0	0	0	1	2	3											
35 Lyle Overbay, L (1,3) OBP: 0.396, SLG: 0.405		19 1B	35 SF9		F8		F8		G1-6-3	4	1	1	1	0	0	1											
19 Marco Scutaro, R (1,6) OBP: 0.376, SLG: 0.346		9 HR			F9		HR			3	2	2	1	0	0	0											
35 Brad Wilkerson, L (1,9) OBP: 0.297, SLG: 0.304		SF9			G4-3		G1-3			2	0	0	1	0	0	0											
9 Gregg Zaun, S (1,2) OBP: 0.350, SLG: 0.360		HR			15 2B		P3			3	2	2	0	0	0	0											
<b>Inning Stats</b>	R: 0 E: 0 K: 1 S: 11	H: 0 LOB: 0 BB: 0 P: 16	R: 4 E: 0 K: 1 S: 15	H: 4 LOB: 0 BB: 0 P: 24	R: 0 E: 0 K: 1 S: 11	H: 1 LOB: 1 BB: 0 P: 19	R: 0 E: 0 K: 0 S: 6	H: 0 LOB: 0 BB: 0 P: 11	R: 2 E: 0 K: 1 S: 12	H: 2 LOB: 1 BB: 0 P: 22	R: 1 E: 0 K: 0 S: 12	H: 1 LOB: 0 BB: 0 P: 16	R: 0 E: 0 K: 0 S: 5	H: 1 LOB: 0 BB: 0 P: 10	R: 0 E: 0 K: 1 S: 10	H: 0 LOB: 0 BB: 1 P: 15	1B: 4 2B: 3 3B: 0 HR: 2	SF: 1 SAC: 0 DP: 2 HBP: 0	WP: 0 PB: 0 SB: 2 CS: 0	PA: 33							
<b>PITCHER</b>	IP	WLS	BF	H	R	ER	SO	BB	IBB	HBP	BLK	WP	HR	S	P	ERA	WHIP										
Brett Tomko, R (1,1) ERA: 6.11	6.0	L	27	8	7	6	4	0	0	0	0	0	0	108	9.00	1.333											
57 Joel Paralta, R (7,1) ERA: 5.4	1.0		3	1	0	0	0	0	0	0	0	0	0	5	10	0.00	1.000										
4B Joaquin Soria, R (8,1) ERA: 0.93	1.0		3	0	0	0	1	1	0	0	0	0	0	10	15	0.00	1.000										



Batter	1	2	3	4	5	6	7	8	9	AB	R	H	RBI	BB	SO	LOB	TOP										
23 Shannon Stewart, R (1, 10) OBP: 0.333, SLG: 0.314 Matt Stairs, L (9, FH) OBP: 0.333, SLG: 0.438	F8		L9		G5-3		P4		F9	4	0	0	0	0	0	3											
2 Aaron Hill, R (1, 4) OBP: 0.316, SLG: 0.362	BB		F9		G6-3		F9		K	4	0	0	0	1	1	3											
15 Alex Rios, R (1, 8) OBP: 0.332, SLG: 0.383	P4		F9		F9		33 1B		36 1B	4	1	2	0	0	0	3											
33 Scott Rolen, R (1, 5) OBP: 0.384, SLG: 0.477	F7		F8		F8		36 1B		36 1B	3	0	1	0	1	0	1											
20 Rod Barajas, R (1, 2) OBP: 0.329, SLG: 0.447	P5		K		K		F9		F9	4	0	0	0	0	2	4											
36 Kevin Mench, R (1, 9) OBP: 0.250, SLG: 0.192	G6-3		1B		F8		1B		1B	4	0	2	1	0	0	2											
35 Lyle Overbay, L (1, 3) OBP: 0.388, SLG: 0.395	G3		P6		K		K2-3		K2-3	4	0	0	0	0	2	3											
19 Marco Scutaro, R (1, 7) OBP: 0.373, SLG: 0.343	1B		1B		P3		G1-3		F8	4	0	1	0	0	0	0											
David Eckstein, R (1, 6) OBP: 0.328, SLG: 0.331	1B		L9		L9		1B		2 DI	3	0	2	0	1	0	0											
<b>Inning Stats</b>	R: 0 H: 0 E: 0 K: 0 S: 12	H: 0 LOB: 1 BB: 1 P: 20	R: 0 H: 0 E: 0 K: 0 S: 8	H: 0 LOB: 0 BB: 0 P: 11	R: 0 H: 2 E: 0 K: 0 S: 13	H: 2 LOB: 2 BB: 0 P: 21	R: 0 H: 1 E: 0 K: 1 S: 10	H: 1 LOB: 1 BB: 0 P: 14	R: 0 H: 0 E: 0 K: 0 S: 6	H: 0 LOB: 0 BB: 0 P: 9	R: 0 H: 2 E: 0 K: 1 S: 14	H: 2 LOB: 2 BB: 0 P: 22	R: 0 H: 1 E: 0 K: 1 S: 9	H: 1 LOB: 0 BB: 0 P: 12	R: 1 H: 2 E: 0 K: 1 S: 11	H: 2 LOB: 2 BB: 1 P: 18	R: 0 H: 0 E: 0 K: 1 S: 13	H: 0 LOB: 1 BB: 1 P: 20	1B: 8 2B: 0 3B: 0 HR: 0	SF: 0 SAC: 0 DP: 0 HBP: 0	WP: 0 PB: 0 SB: 0 CS: 0	PA: 38					
<b>PITCHER</b>	IP	WLS	BF	H	R	ER	SO	BB	IBB	HBP	BLK	WP	HR	S	P	ERA	WHIP										
Greg Smith, L (1, 1) ERA: 2.84	6.2	W	27	6	0	0	3	1	0	0	0	0	0	71	107	0.00	1.050										
Alan Embree, L (7, 1) ERA: 4.3	1.1	H	7	2	1	1	1	1	0	0	0	0	0	12	20	6.75	2.250										
Huston Street, R (9, 1) ERA: 3.7	1.0	S	4	0	0	0	1	1	0	0	0	0	0	13	20	0.00	1.000										

Toronto Blue Jays @ Oakland Athletics  
McAfee Coliseum, Oakland, CA  
Tue May 27 2008, 10:05 PM EDT  
Att: 10,635 - Clear - 56 F

AB	35
R	1
H	8
RBI	1
BB	3
SO	5
LOB	20



Batter	1	2	3	4	5	6	7	8	9	AB	R	H	RBI	BB	SO	LOB	BOTTOM										
22 Jack Hannahan, L (1, 5) OBP: 0.351, SLG: 0.341	G6-3		K		7 1B		CS		K	4	1	1	1	0	2	2											
7 Bobby Crosby, R (1, 6) OBP: 0.327, SLG: 0.389	E3		K		32 S		F9		F9	4	0	1	1	0	1	0											
32 Jack Cust, L (1, 7) OBP: 0.418, SLG: 0.458	K		K		2H		F9		BB	3	0	0	0	1	3	2											
11 Rajai Davis, R (7, PR) OBP: 0.222, SLG: 0.250	K		K		K		BB		G5-3	0	0	0	0	0	0	0											
35 Frank Thomas, R (1, 10) OBP: 0.372, SLG: 0.444	K		15 1B		K		G5-3		G5-3	2	0	1	0	0	1	1											
5 Mike Sweeney, R (6, PH) OBP: 0.349, SLG: 0.414	K		2B		K		G5-3		G5-3	2	0	0	0	0	1	1											
15 Ryan Sweeney, L (1, 8) OBP: 0.353, SLG: 0.400	K		1B		G3-1		F7		F7	4	0	1	0	0	1	0											
Emil Brown, R (1, 9) OBP: 0.275, SLG: 0.376	14 S		F9		G6-3		K		K	4	1	1	0	0	1	2											
14 Mark Ellis, R (1, 4) OBP: 0.323, SLG: 0.380	10 1B		1B		P3		P4		F9	3	0	0	0	1	0	0											
10 Daric Barton, L (1, 3) OBP: 0.330, SLG: 0.317	BB		G4-3		G4-3		K		K	3	0	1	0	0	1	0											
8 Kurt Suzuki, R (1, 2) OBP: 0.316, SLG: 0.311	K		2B		22 2B		22 CS		1B	2	1	1	0	1	1	2											
<b>Inning Stats</b>	R: 0 H: 0 E: 1 K: 2 S: 11	H: 2 LOB: 2 BB: 1 P: 18	R: 1 H: 2 E: 0 K: 3 S: 18	H: 2 LOB: 1 BB: 1 P: 28	R: 0 H: 2 E: 0 K: 2 S: 10	H: 2 LOB: 0 BB: 0 P: 15	R: 2 H: 2 E: 0 K: 1 S: 8	H: 2 LOB: 1 BB: 1 P: 20	R: 0 H: 0 E: 0 K: 1 S: 7	H: 0 LOB: 0 BB: 0 P: 10	R: 0 H: 1 E: 0 K: 1 S: 11	H: 1 LOB: 0 BB: 0 P: 18	R: 0 H: 0 E: 0 K: 1 S: 9	H: 0 LOB: 1 BB: 1 P: 17	R: 0 H: 0 E: 0 K: 1 S: 5	H: 0 LOB: 0 BB: 0 P: 6	R: 0 H: 0 E: 0 K: 1 S: 13	H: 0 LOB: 1 BB: 1 P: 20	1B: 5 2B: 2 3B: 0 HR: 0	SF: 0 SAC: 0 DP: 0 HBP: 0	WP: 0 PB: 0 SB: 3 CS: 1	PA: 35					
<b>PITCHER</b>	IP	WLS	BF	H	R	ER	SO	BB	IBB	HBP	BLK	WP	HR	S	P	ERA	WHIP										
A.J. Burnett, R (1, 1) ERA: 4.57	5.2	L	27	7	3	2	10	2	0	0	0	0	0	64	108	3.18	1.588										
56 Brian Tallet, L (6, 1) ERA: 1.21	1.0		3	0	0	0	1	1	0	0	0	0	0	9	16	0.00	1.000										
57 Shawn Camp, R (7, 1) ERA: 4.38	0.1		1	0	0	0	0	0	0	0	0	0	0	1	2	0.00	0.000										
Armando Benitez, R (8, 1) ERA: 6.0	1.0		3	0	0	0	1	0	0	0	0	0	0	5	6	0.00	0.000										

Toronto Blue Jays @ Oakland Athletics  
McAfee Coliseum, Oakland, CA  
Tue May 27 2008, 10:05 PM EDT  
Att: 10,635 - Clear - 56 F

AB	31
R	3
H	7
RBI	2
BB	3
SO	12
LOB	10





Batter	1	2	3	4	5	6	7	8	9	AB	R	H	RBI	BB	SO	LOB	TOP										
23 Shannon Stewart, R (1.7) 1 Joe Inglett, L (9.7) OBP: 0.337, SLG: 0.315	F9		G6-3			F7			SH5-3	3	1	1	1	1	0	0											
2 Aaron Hill, R (1.4) OBP: 0.314, SLG: 0.356	K		G6-3			K			SH5-3	3	0	0	0	0	0	2											
15 Alex Rios, R (1.8) OBP: 0.331, SLG: 0.385	G5-3					E3			2B	4	0	1	1	0	0	0											
33 Scott Rolen, R (1.5) OBP: 0.372, SLG: 0.460	F9					K			G5-3	4	0	0	0	0	1	1											
Matt Stairs, L (1.10) OBP: 0.338, SLG: 0.436						F7				3	0	1	0	1	0	0											
35 Lyle Overbay, L (1.3) OBP: 0.381, SLG: 0.386	G4-3					G1-3			F8	4	0	0	0	0	1	3											
19 Marco Scutaro, R (1.6) OBP: 0.372, SLG: 0.350						G5-3				3	0	1	0	0	0	0											
35 Brad Wilkerson, L (1.9) OBP: 0.298, SLG: 0.304						G4-3			G3	3	1	1	0	0	0	1											
20 Rod Barajas, R (1.2) OBP: 0.329, SLG: 0.443						K			P5	3	0	1	0	0	1	1											
<b>Inning Stats</b>	R: 0 H: 0 E: 0 K: 1 S: 10	H: 0 LOB: 0 BB: 0 P: 17	R: 0 H: 1 E: 0 K: 0 S: 12	H: 1 LOB: 0 BB: 0 P: 16	R: 1 H: 3 E: 0 K: 0 S: 10	H: 3 LOB: 1 BB: 0 P: 17	R: 0 H: 0 E: 0 K: 1 S: 9	H: 0 LOB: 0 BB: 0 P: 11	R: 0 H: 1 E: 0 K: 1 S: 12	H: 1 LOB: 1 BB: 0 P: 18	R: 0 H: 0 E: 1 K: 1 S: 11	H: 0 LOB: 0 BB: 0 P: 15	R: 0 H: 0 E: 0 K: 1 S: 6	H: 0 LOB: 0 BB: 0 P: 10	R: 0 H: 0 E: 0 K: 0 S: 6	H: 0 LOB: 0 BB: 0 P: 12	R: 1 H: 1 E: 0 K: 0 S: 15	H: 1 LOB: 2 BB: 2 P: 28	1B: 4 2B: 2 3B: 0 HR: 0	SF: 0 SAC: 1 DP: 1 HBP: 0	WP: 0 PB: 0 SB: 0 CS: 2	PA: 34					
<b>PITCHER</b>	IP	WLS	BF	H	R	ER	SO	BB	IBB	HBP	BLK	WP	HR	S	P	ERA	WHIP										
Rich Harden, R (1.1) ERA: 2.6	7.0		24	5	1	1	5	0	0	0	0	0	0	70	104	1.29	0.714										
Chad Gaudin, R (8.1) ERA: 3.48	1.0		3	0	0	0	0	0	0	0	0	0	0	6	12	0.00	0.000										
29 Keith Foulke, R (9.1) ERA: 3.38	1.0	L	6	1	1	1	0	1	1	0	0	0	0	15	28	9.00	2.000										

Toronto Blue Jays @ Oakland Athletics  
 McAfee Coliseum, Oakland, CA  
 Wed May 28 2008, 10:05 PM EDT  
 Att: 17,460 - Partly Cloudy - 62 F

AB	30
R	2
H	6
RBI	2
BB	2
SO	5
LOB	8



Batter	1	2	3	4	5	6	7	8	9	AB	R	H	RBI	BB	SO	LOB	BOTTOM										
22 Jack Hannahan, L (1.5) OBP: 0.353, SLG: 0.333	K		G4-3			HBP			FC6-4	3	0	0	0	1	1	1											
7 Bobby Crosby, R (1.6) OBP: 0.325, SLG: 0.389	K					K			FC6-4	5	1	1	0	0	2	4											
32 Jack Cust, L (1.7) OBP: 0.426, SLG: 0.466	G4-3					FC3-2			FC6-4	4	0	3	1	0	0	0											
5 Mike Sweeney, R (1.10) OBP: 0.338, SLG: 0.400	F9		F9			F8			K	4	0	0	0	0	1	3											
15 Ryan Sweeney, L (1.8) OBP: 0.353, SLG: 0.407	G6-3					FC3-2			FC6-4	3	0	1	0	0	0	0											
11 Rajai Davis, R (8.8) OBP: 0.219, SLG: 0.246						FC3-2			K	1	0	0	0	0	0	1											
Emil Brown, R (1.9) OBP: 0.280, SLG: 0.378						FC3-2			K	4	0	2	0	0	1	3											
14 Mark Ellis, R (1.4) OBP: 0.326, SLG: 0.375						G5-4-3			F8	2	0	0	0	2	0	3											
10 Daric Barton, L (1.3) OBP: 0.330, SLG: 0.317	K					K			SH3-4	3	0	1	0	0	2	2											
8 Kurt Suzuki, R (1.2) OBP: 0.310, SLG: 0.304	G5-3					K			F7	4	0	0	0	0	2	2											
<b>Inning Stats</b>	R: 0 H: 0 E: 0 K: 2 S: 9	H: 1 LOB: 2 BB: 0 P: 12	R: 0 H: 1 E: 0 K: 1 S: 7	H: 1 LOB: 1 BB: 1 P: 15	R: 1 H: 2 E: 0 K: 0 S: 8	H: 2 LOB: 1 BB: 0 P: 11	R: 0 H: 1 E: 0 K: 0 S: 8	H: 1 LOB: 0 BB: 0 P: 9	R: 0 H: 0 E: 0 K: 3 S: 12	H: 0 LOB: 1 BB: 0 P: 17	R: 0 H: 2 E: 0 K: 0 S: 11	H: 2 LOB: 2 BB: 0 P: 17	R: 0 H: 1 E: 0 K: 1 S: 11	H: 1 LOB: 1 BB: 0 P: 14	R: 0 H: 1 E: 0 K: 2 S: 16	H: 1 LOB: 1 BB: 0 P: 21	R: 0 H: 0 E: 0 K: 0 S: 9	H: 0 LOB: 2 BB: 2 P: 19	1B: 6 2B: 2 3B: 0 HR: 0	SF: 0 SAC: 1 DP: 1 HBP: 1	WP: 0 PB: 0 SB: 1 CS: 0	PA: 38					
<b>PITCHER</b>	IP	WLS	BF	H	R	ER	SO	BB	IBB	HBP	BLK	WP	HR	S	P	ERA	WHIP										
32 Roy Halladay, R (1.1) ERA: 2.93	8.0		33	8	1	1	9	1	0	0	0	0	0	82	116	1.12	1.125										
52 B.J. Ryan, L (9.1) ERA: 0.53	1.0	S	5	0	0	0	0	2	0	0	0	0	0	9	19	0.00	2.000										

Toronto Blue Jays @ Oakland Athletics  
 McAfee Coliseum, Oakland, CA  
 Wed May 28 2008, 10:05 PM EDT  
 Att: 17,460 - Partly Cloudy - 62 F

AB	33
R	1
H	8
RBI	1
BB	3
SO	9
LOB	19

















Batter	1	2	3	4	5	6	7	8	9	AB	R	H	RBI	BB	SO	LOB	TOP			
David Eckstein, R (1,6) OBP: 0.349, SLG: 0.348										3	0	1	0	1	0	1	Toronto Blue Jays @ Los Angeles Angels Angel Stadium of Anaheim, Anaheim, CA Sun Jun 01 2008, 12:35 PM PDT Att: 40,026 - Sunny - 73 F			
19 Marco Scutaro, R (1,4) OBP: 0.366, SLG: 0.354										4	0	1	1	0	2	1				
15 Alex Rios, R (1,8) OBP: 0.320, SLG: 0.369										5	1	1	0	0	1	3				
33 Scott Rolen, R (1,5) OBP: 0.388, SLG: 0.481										4	0	3	0	0	1	1				
35 Lyle Overbay, L (1,3) OBP: 0.386, SLG: 0.422										3	0	1	0	1	1	2				
20 Rod Barajas, R (1,2) OBP: 0.359, SLG: 0.532										3	1	1	1	1	0	3				
35 Brad Wilkerson, L (1,9) OBP: 0.302, SLG: 0.326										4	0	1	0	0	2	3				
36 Kevin Mench, R (1,10) OBP: 0.289, SLG: 0.265										3	1	0	0	1	0	1				
1 Joe Inglett, L (1,7) OBP: 0.318, SLG: 0.383										2	0	1	0	0	0	0				
23 Shannon Stewart, R (6,PH) OBP: 0.337, SLG: 0.327										2	0	0	0	0	1	1				
<b>Inning Stats</b>	R: 1 H: 2 E: 0 K: 1 S: 29	H: 2 R: 3 ER: 0 LOB: 3 P: 44	R: 1 H: 1 E: 0 K: 0 S: 8	H: 1 R: 1 ER: 0 LOB: 1 P: 15	R: 1 H: 1 E: 0 K: 1 S: 10	H: 1 R: 0 ER: 0 LOB: 1 P: 16	R: 0 H: 0 E: 0 K: 0 S: 10	H: 0 R: 0 ER: 0 LOB: 1 P: 17	R: 0 H: 1 E: 0 K: 1 S: 16	H: 1 R: 0 ER: 0 LOB: 2 P: 23	R: 0 H: 2 E: 0 K: 2 S: 16	H: 2 R: 0 ER: 0 LOB: 2 P: 28	R: 0 H: 0 E: 0 K: 1 S: 7	H: 0 R: 0 ER: 0 LOB: 0 P: 12	R: 0 H: 2 E: 0 K: 1 S: 11	H: 2 R: 1 ER: 0 LOB: 0 P: 18	1B: 7 RBI: 2 SF: 1 2B: 2 3B: 0 HR: 1	SF: 1 SAC: 1 DP: 2 HBP: 1	WP: 2 PA: 40 PB: 0 SB: 0 CS: 0	
<b>PITCHER</b>	IP WLS BF H R ER SO BB IBB HBP BLK WP HR S P ERA WHIP	IP WLS BF H R ER SO BB IBB HBP BLK WP HR S P ERA WHIP	IP WLS BF H R ER SO BB IBB HBP BLK WP HR S P ERA WHIP	IP WLS BF H R ER SO BB IBB HBP BLK WP HR S P ERA WHIP	IP WLS BF H R ER SO BB IBB HBP BLK WP HR S P ERA WHIP	IP WLS BF H R ER SO BB IBB HBP BLK WP HR S P ERA WHIP	IP WLS BF H R ER SO BB IBB HBP BLK WP HR S P ERA WHIP	IP WLS BF H R ER SO BB IBB HBP BLK WP HR S P ERA WHIP	IP WLS BF H R ER SO BB IBB HBP BLK WP HR S P ERA WHIP	IP WLS BF H R ER SO BB IBB HBP BLK WP HR S P ERA WHIP	IP WLS BF H R ER SO BB IBB HBP BLK WP HR S P ERA WHIP	IP WLS BF H R ER SO BB IBB HBP BLK WP HR S P ERA WHIP	IP WLS BF H R ER SO BB IBB HBP BLK WP HR S P ERA WHIP	IP WLS BF H R ER SO BB IBB HBP BLK WP HR S P ERA WHIP	IP WLS BF H R ER SO BB IBB HBP BLK WP HR S P ERA WHIP	IP WLS BF H R ER SO BB IBB HBP BLK WP HR S P ERA WHIP	IP WLS BF H R ER SO BB IBB HBP BLK WP HR S P ERA WHIP	IP WLS BF H R ER SO BB IBB HBP BLK WP HR S P ERA WHIP	IP WLS BF H R ER SO BB IBB HBP BLK WP HR S P ERA WHIP	IP WLS BF H R ER SO BB IBB HBP BLK WP HR S P ERA WHIP
Jon Garland, R (1,1) ERA: 3.99	5.0	24	5	3	3	3	4	0	0	1	0	1	1	73	115	5.40	1.800			
Darren Oliver, L (6,1) ERA: 2.42	1.2	8	3	0	0	3	0	0	0	0	0	0	0	26	40	0.00	1.800			
66 Jose Arredondo, R (7,1) ERA: 1.08	2.1	W	8	2	0	2	0	0	0	0	0	0	0	20	35	0.00	0.857			

Batter	1	2	3	4	5	6	7	8	9	AB	R	H	RBI	BB	SO	LOB	BOTTOM			
6 Maicer Izturis, S (1,6) OBP: 0.305, SLG: 0.290										4	0	2	1	1	1	0	Toronto Blue Jays @ Los Angeles Angels Angel Stadium of Anaheim, Anaheim, CA Sun Jun 01 2008, 12:35 PM PDT Att: 40,026 - Sunny - 73 F			
24 Gary Matthews, S (1,9) OBP: 0.303, SLG: 0.344										4	0	0	0	0	1	2				
Garret Anderson, L (1,7) OBP: 0.308, SLG: 0.411										4	0	0	0	0	0	2				
27 Vladimir Guerrero, R (1,10) OBP: 0.316, SLG: 0.424										2	0	1	0	2	1	0				
48 Tori Hunter, R (1,8) OBP: 0.345, SLG: 0.471										4	1	1	0	0	1	3				
Casey Kotchman, L (1,3) OBP: 0.363, SLG: 0.465										4	1	0	0	0	0	3				
44 Mike Napoli, R (1,2) OBP: 0.305, SLG: 0.491										3	0	0	0	1	1	0				
3 Brandon Wood, R (1,5) OBP: 0.170, SLG: 0.180										3	1	1	0	0	1	0				
Juan Rivera, R (9,PH) OBP: 0.234, SLG: 0.227										1	0	0	0	0	1	3				
18 Sean Rodríguez, R (1,4) OBP: 0.274, SLG: 0.246										2	1	1	2	0	1	0				
77 Reggie Willis, S (8,PH) OBP: 0.381, SLG: 0.343										1	0	0	0	0	1	0				
47 Howie Kendrick, R (9,4) OBP: 0.458, SLG: 0.614										0	0	0	1	0	0	0				
<b>Inning Stats</b>	R: 0 H: 0 E: 0 K: 0 S: 5	H: 0 R: 2 ER: 0 LOB: 0 P: 10	R: 0 H: 0 E: 0 K: 1 S: 6	H: 0 R: 2 ER: 0 LOB: 0 P: 9	R: 2 H: 2 E: 0 K: 1 S: 11	H: 2 R: 0 ER: 0 LOB: 0 P: 19	R: 0 H: 0 E: 0 K: 0 S: 6	H: 0 R: 0 ER: 0 LOB: 1 P: 12	R: 0 H: 0 E: 0 K: 2 S: 6	H: 0 R: 0 ER: 0 LOB: 2 P: 11	R: 0 H: 0 E: 0 K: 1 S: 7	H: 0 R: 0 ER: 0 LOB: 0 P: 8	R: 0 H: 1 E: 0 K: 1 S: 9	H: 1 R: 0 ER: 0 LOB: 0 P: 13	R: 2 H: 3 E: 0 K: 1 S: 10	H: 3 R: 2 ER: 0 LOB: 1 P: 20	1B: 5 RBI: 4 SF: 0 2B: 0 3B: 0 HR: 1	SF: 0 SAC: 0 DP: 0 HBP: 1	WP: 0 PA: 37 PB: 0 SB: 1 CS: 0	
<b>PITCHER</b>	IP WLS BF H R ER SO BB IBB HBP BLK WP HR S P ERA WHIP	IP WLS BF H R ER SO BB IBB HBP BLK WP HR S P ERA WHIP	IP WLS BF H R ER SO BB IBB HBP BLK WP HR S P ERA WHIP	IP WLS BF H R ER SO BB IBB HBP BLK WP HR S P ERA WHIP	IP WLS BF H R ER SO BB IBB HBP BLK WP HR S P ERA WHIP	IP WLS BF H R ER SO BB IBB HBP BLK WP HR S P ERA WHIP	IP WLS BF H R ER SO BB IBB HBP BLK WP HR S P ERA WHIP	IP WLS BF H R ER SO BB IBB HBP BLK WP HR S P ERA WHIP	IP WLS BF H R ER SO BB IBB HBP BLK WP HR S P ERA WHIP	IP WLS BF H R ER SO BB IBB HBP BLK WP HR S P ERA WHIP	IP WLS BF H R ER SO BB IBB HBP BLK WP HR S P ERA WHIP	IP WLS BF H R ER SO BB IBB HBP BLK WP HR S P ERA WHIP	IP WLS BF H R ER SO BB IBB HBP BLK WP HR S P ERA WHIP	IP WLS BF H R ER SO BB IBB HBP BLK WP HR S P ERA WHIP	IP WLS BF H R ER SO BB IBB HBP BLK WP HR S P ERA WHIP	IP WLS BF H R ER SO BB IBB HBP BLK WP HR S P ERA WHIP	IP WLS BF H R ER SO BB IBB HBP BLK WP HR S P ERA WHIP	IP WLS BF H R ER SO BB IBB HBP BLK WP HR S P ERA WHIP	IP WLS BF H R ER SO BB IBB HBP BLK WP HR S P ERA WHIP	IP WLS BF H R ER SO BB IBB HBP BLK WP HR S P ERA WHIP
A.J. Burnett, R (1,1) ERA: 4.32	8.0	30	3	2	2	1	0	1	1	0	0	0	0	10	20	27.00	4.500			
52 B.J. Ryan, L (9,1) ERA: 1.53	0.2	L	7	3	2	2	1	0	1	0	0	0	0	10	20	27.00	4.500			



Batter	1	2	3	4	5	6	7	8	9	AB	R	H	RBI	BB	SO	LOB	TOP															
23 Shannon Stewart, R (1.7) 1 Joe Inglett, L (7.7) OBP: 0.344, SLG: 0.327 OBP: 0.328, SLG: 0.393										3	1	1	0	2	0	1	<b>Toronto Blue Jays @ New York Yankees</b> Yankee Stadium, Bronx, NY Tue Jun 03 2008, 7:05 PM EDT Att: 53,629 - Partly Cloudy - 76 F  <b>AB 36</b> <b>R 9</b> <b>H 12</b> <b>RBI 9</b> <b>BB 10</b> <b>SO 7</b> <b>LOB 20</b>															
19 Marco Scutaro, R (1.4) OBP: 0.360, SLG: 0.350										5	1	1	1	0	2	5																
15 Alex Rios, R (1.8) OBP: 0.321, SLG: 0.366										5	2	1	1	1	0	6																
33 Scott Rolen, R (1.5) OBP: 0.382, SLG: 0.470										5	0	1	1	0	1	2																
Matt Stairs, L (1.10) OBP: 0.345, SLG: 0.416										2	1	0	0	3	0	0																
35 Lyle Overbay, L (1.3) OBP: 0.390, SLG: 0.418										2	1	0	1	3	0	1																
20 Rod Barajas, R (1.2) OBP: 0.361, SLG: 0.545										5	2	2	2	0	2	4																
35 Brad Wilkerson, L (1.9) OBP: 0.318, SLG: 0.346										4	1	3	0	1	0	0																
David Eckstein, R (1.6) OBP: 0.350, SLG: 0.360										4	0	2	3	0	2	1																
<b>Inning Stats</b>	R: 1 E: 0 K: 2 S: 21	H: 1 LOB: 3 BB: 3 P: 38	R: 0 E: 0 K: 1 S: 9	H: 0 LOB: 0 BB: 0 P: 16	R: 1 E: 0 K: 0 S: 10	H: 0 LOB: 1 BB: 2 P: 22	R: 1 E: 0 K: 0 S: 15	H: 3 LOB: 2 BB: 0 P: 26	R: 0 E: 0 K: 0 S: 5	H: 0 LOB: 0 BB: 0 P: 11	R: 0 E: 0 K: 0 S: 8	H: 2 LOB: 1 BB: 0 P: 14	R: 6 E: 0 K: 1 S: 21	H: 4 LOB: 4 BB: 4 P: 47	R: 0 E: 0 K: 1 S: 13	H: 0 LOB: 1 BB: 1 P: 21		R: 0 E: 0 K: 2 S: 16	H: 2 LOB: 2 BB: 0 P: 22	1B: 8 2B: 4 3B: 0 HR: 0	SF: 2 2B: 4 SAC: 0 DP: 0 HBP: 0	WP: 0 PB: 1 SB: 1 CS: 1	PA: 48									
<b>PITCHER</b>	IP WLS BF H R ER SO BB IBB HBP BLK WP HR S P ERA WHIP																															
62 Joba Chamberlain, R (1.1) ERA: 2.42	2.1	12	1	2	1	3	4	0	0	0	1	0	0	32	62	3.86	2.143															
38 Dan Giese, R (3.1) ERA: 2.45	3.2	16	5	1	1	0	1	0	0	0	0	0	0	36	65	2.46	1.636															
41 Jose Veras, R (7.1) ERA: 5.25	0.1	3	2	2	2	1	0	0	0	0	0	0	0	10	16	54.00	6.000															
36 Edwar Ramirez, R (7.1) ERA: 2.81	0.0	4	1	1	1	0	2	1	0	0	0	0	0	3	17	=	=															
LaTroy Hawkins, R (7.1) ERA: 6.31	1.2	8	1	3	3	1	2	0	0	0	0	0	0	21	35	16.20	1.800															

Batter	1	2	3	4	5	6	7	8	9	AB	R	H	RBI	BB	SO	LOB	BOTTOM															
18 Johnny Damon, L (1.7) OBP: 0.372, SLG: 0.493										4	1	3	0	1	0	0	<b>Toronto Blue Jays @ New York Yankees</b> Yankee Stadium, Bronx, NY Tue Jun 03 2008, 7:05 PM EDT Att: 53,629 - Partly Cloudy - 76 F  <b>AB 35</b> <b>R 3</b> <b>H 9</b> <b>RBI 3</b> <b>BB 3</b> <b>SO 6</b> <b>LOB 24</b>															
2 Derek Jeter, R (1.6) OBP: 0.336, SLG: 0.392										5	0	2	0	0	4																	
Bobby Abreu, L (1.9) OBP: 0.350, SLG: 0.462										5	0	0	1	0	2	5																
13 Alex Rodriguez, R (1.5) OBP: 0.377, SLG: 0.545										3	1	0	0	1	1	4																
55 Hideki Matsui, L (1.10) OBP: 0.410, SLG: 0.480										4	0	2	1	0	0	1																
Jason Giambi, L (1.3) OBP: 0.389, SLG: 0.526										2	0	1	1	0	0	2																
17 Shelley Duncan, R (8.3) OBP: 0.262, SLG: 0.281										1	0	1	0	0	0	0																
24 Robinson Cano, L (1.4) OBP: 0.283, SLG: 0.319										4	0	0	0	0	0	6																
26 José Molina, R (1.2) OBP: 0.222, SLG: 0.307										4	0	0	0	0	2	2																
28 Melky Cabrera, S (1.8) OBP: 0.321, SLG: 0.396										3	1	0	0	1	1	0																
<b>Inning Stats</b>	R: 2 E: 0 K: 1 S: 13	H: 3 LOB: 2 BB: 0 P: 20	R: 0 E: 0 K: 1 S: 12	H: 1 LOB: 1 BB: 0 P: 18	R: 0 E: 0 K: 0 S: 11	H: 1 LOB: 2 BB: 1 P: 20	R: 0 E: 0 K: 0 S: 9	H: 0 LOB: 0 BB: 0 P: 15	R: 0 E: 0 K: 0 S: 10	H: 1 LOB: 0 BB: 0 P: 15	R: 0 E: 0 K: 0 S: 9	H: 0 LOB: 0 BB: 0 P: 14	R: 1 E: 0 K: 0 S: 12	H: 0 LOB: 1 BB: 2 P: 24	R: 0 E: 0 K: 1 S: 10	H: 1 LOB: 1 BB: 0 P: 15	R: 0 E: 0 K: 2 S: 14	H: 2 LOB: 2 BB: 0 P: 23	1B: 6 2B: 2 3B: 1 HR: 0	SF: 0 2B: 2 SAC: 0 DP: 1 HBP: 2	WP: 1 PB: 0 SB: 0 CS: 0	PA: 40										
<b>PITCHER</b>	IP WLS BF H R ER SO BB IBB HBP BLK WP HR S P ERA WHIP																															
32 Roy Halladay, R (1.1) ERA: 2.94	6.0	26	6	2	2	3	1	0	0	2	0	0	0	64	102	3.00	1.167															
56 Brian Tallet, L (7.1) ERA: 1.99	1.0	5	0	1	1	0	2	0	0	0	0	0	0	12	24	9.00	2.000															
39 Jesse Carlson, L (8.1) ERA: 1.59	1.0	4	1	0	0	1	0	0	0	0	0	0	0	10	15	0.00	1.000															
54 Jason Frasor, R (9.1) ERA: 3.38	1.0	5	2	0	0	2	0	0	0	0	1	0	0	14	23	0.00	2.000															



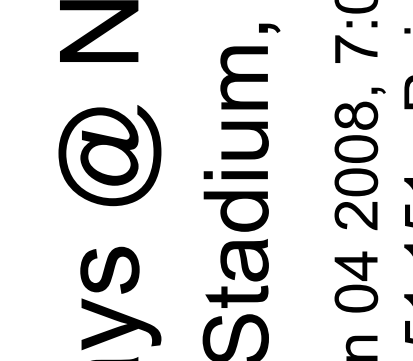
Batter	1	2	3	4	5	6	7	8	9	AB	R	H	RBI	BB	SO	LOB	TOP										
23 Shannon Stewart, R (1, 7) OBP: 0.337, SLG: 0.319	L9		G5-3			G6-3		L6		4	0	0	0	0	0	0	<b>Toronto Blue Jays @ New York Yankees</b> Yankee Stadium, Bronx, NY Wed Jun 04 2008, 7:05 PM EDT Att: 51,151 - Rain - 70 F										
19 Marco Scutaro, R (1, 4) OBP: 0.356, SLG: 0.347	1B							G1-3		4	0	1	0	0	2	0											
15 Alex Rios, R (1, 8) OBP: 0.327, SLG: 0.373	1B									3	1	2	0	1	1	0											
33 Scott Rolen, R (1, 5) OBP: 0.378, SLG: 0.471	G4-6-3									4	0	1	1	0	1	3											
Matt Stairs, L (1, 10) OBP: 0.337, SLG: 0.405		F7								4	0	0	0	0	2	2											
35 Lyle Overbay, L (1, 3) OBP: 0.392, SLG: 0.420	1B									4	0	2	0	0	1	1											
20 Rod Barajas, R (1, 2) 7 Curtis Thigpen, R (6, 2)										2	0	0	0	0	1	1											
35 Brad Wilkerson, L (1, 9) OBP: 0.312, SLG: 0.338										3	0	0	0	0	1	2											
David Eckstein, R (1, 6) OBP: 0.344, SLG: 0.352										3	0	0	0	0	0	1											
<b>Inning Stats</b>	R: 0 E: 0 K: 0 S: 6	H: 2 LOB: 1 BB: 0 P: 7	R: 0 E: 0 K: 1 S: 14	H: 1 LOB: 1 BB: 0 P: 21	R: 0 E: 0 K: 1 S: 9	H: 0 LOB: 0 BB: 0 P: 15	R: 0 E: 0 K: 2 S: 13	H: 1 LOB: 1 BB: 0 P: 19	R: 0 E: 0 K: 1 S: 9	H: 0 LOB: 0 BB: 0 P: 11	R: 1 E: 0 K: 1 S: 16	H: 1 LOB: 1 BB: 0 P: 30	R: 0 E: 0 K: 0 S: 10	H: 1 LOB: 1 BB: 0 P: 18	R: 0 E: 0 K: 1 S: 9	H: 0 LOB: 0 BB: 0 P: 13		R: 0 E: 0 K: 2 S: 10	H: 0 LOB: 0 BB: 0 P: 14	1B: 4 2B: 2 3B: 0 HR: 0	SF: 0 SAC: 0 DP: 1 HBP: 0	WP: 1 PB: 0 SB: 0 CS: 0	PA: 33				
<b>PITCHER</b>	IP	WLS	BF	H	R	ER	SO	BB	IBB	HBP	BLK	WP	HR	S	P	ERA	WHIP										
35 Mike Mussina, R (1, 1) ERA: 4.01	6.0	W	23	5	1	1	6	1	0	0	0	0	0	67	103	1.50	1.000										
39 Ross Ohlendorf, R (7, 1) ERA: 5.79	1.0	H	4	1	0	0	0	0	0	0	0	1	0	10	18	0.00	1.000										
Kyle Farnsworth, R (8, 1) ERA: 4.28	1.0		3	0	0	0	1	0	0	0	0	0	0	9	13	0.00	0.000										
42 Mariano Rivera, R (9, 1) ERA: 0.35	1.0		3	0	0	0	2	0	0	0	0	0	0	10	14	0.00	0.000										

Batter	1	2	3	4	5	6	7	8	9	AB	R	H	RBI	BB	SO	LOB	BOTTOM										
18 Johnny Damon, L (1, 7) OBP: 0.378, SLG: 0.498	1B									4	0	3	1	0	0	2	<b>Toronto Blue Jays @ New York Yankees</b> Yankee Stadium, Bronx, NY Wed Jun 04 2008, 7:05 PM EDT Att: 51,151 - Rain - 70 F										
2 Derek Jeter, R (1, 6) OBP: 0.335, SLG: 0.390										4	0	1	1	0	1	2											
Bobby Abreu, L (1, 9) OBP: 0.348, SLG: 0.455	F8									3	1	0	0	1	0	3											
13 Alex Rodriguez, R (1, 5) OBP: 0.373, SLG: 0.544	FC6-4									4	0	1	0	0	0	2											
55 Hideki Matsui, L (1, 10) OBP: 0.416, SLG: 0.483										3	0	2	1	1	0	0											
Wilson Betemit, S (1, 3) OBP: 0.296, SLG: 0.429	F9									4	1	1	1	0	0	4											
24 Robinson Cano, L (1, 4) OBP: 0.283, SLG: 0.323	G3-6-1									4	1	1	0	0	0	1											
26 José Molina, R (1, 2) OBP: 0.240, SLG: 0.325										3	2	2	0	1	0	0											
28 Melky Cabrera, S (1, 8) OBP: 0.319, SLG: 0.393	F8									4	0	1	1	0	1	2											
<b>Inning Stats</b>	R: 0 E: 0 K: 1 S: 9	H: 1 LOB: 1 BB: 0 P: 16	R: 0 E: 0 K: 0 S: 12	H: 1 LOB: 0 BB: 0 P: 18	R: 1 E: 0 K: 0 S: 14	H: 3 LOB: 1 BB: 0 P: 23	R: 2 E: 0 K: 0 S: 13	H: 3 LOB: 2 BB: 1 P: 23	R: 0 E: 0 K: 0 S: 7	H: 1 LOB: 2 BB: 1 P: 14	R: 1 E: 0 K: 0 S: 8	H: 2 LOB: 1 BB: 0 P: 12	R: 1 E: 0 K: 0 S: 10	H: 1 LOB: 0 BB: 1 P: 17	R: 0 E: 0 K: 1 S: 7	H: 0 LOB: 0 BB: 0 P: 10		1B: 8 2B: 3 3B: 0 HR: 1	SF: 0 SAC: 0 DP: 3 HBP: 0	WP: 0 PB: 0 SB: 0 CS: 0	PA: 36						
<b>PITCHER</b>	IP	WLS	BF	H	R	ER	SO	BB	IBB	HBP	BLK	WP	HR	S	P	ERA	WHIP										
51 Jesse Litsch, R (1, 1) ERA: 3.45	5.1	L	26	10	4	4	1	1	1	0	0	0	0	59	99	6.75	2.062										
57 Shawn Camp, R (6, 1) ERA: 4.11	1.0		5	1	1	1	0	1	0	0	0	0	0	8	16	9.00	2.000										
37 Scott Downs, L (7, 1) ERA: 1.88	0.2		2	1	0	0	0	0	0	0	0	0	0	6	8	0.00	1.500										
Armando Benitez, R (8, 1) ERA: 3.18	1.0		3	0	0	0	1	0	0	0	0	0	0	7	10	0.00	0.000										

AB 32  
R 1  
H 6  
RBI 1  
BB 1  
SO 9  
LOB 11



AB 33  
R 5  
H 12  
RBI 5  
BB 3  
SO 2  
LOB 16





Batter	1	2	3	4	5	6	7	8	9	AB	R	H	RBI	BB	SO	LOB	TOP								
23 Shannon Stewart, R (1.7) OBP: 0.335, SLG: 0.314 19 Marco Scutaro, R (7.4) OBP: 0.356, SLG: 0.345	G6-3		FC6-5 BB		L1-3	L9		FC6-2		3	0	0	0	1	0	1									
David Eckstein, R (1.6) OBP: 0.338, SLG: 0.347	G5-3		K		L9	L9		F8		5	1	1	0	0	1	5									
15 Alex Rios, R (1.8) OBP: 0.328, SLG: 0.371	K		FC6-5		E8					4	2	1	0	1	1	4									
33 Scott Rolen, R (1.5) OBP: 0.391, SLG: 0.475	G4-3									3	2	2	0	1	0	0									
Matt Stairs, L (1.10) OBP: 0.345, SLG: 0.437	K									5	2	3	5	0	1	2									
35 Lyle Overbay, L (1.3) OBP: 0.388, SLG: 0.419	G4-3									5	0	1	2	0	1	3									
36 Kevin Mench, R (1.9) OBP: 0.268, SLG: 0.243 35 Brad Wilkerson, L (7.9) OBP: 0.321, SLG: 0.338	F7		L8		P4					3	0	0	0	0	0	1									
20 Rod Barajas, R (1.2) OBP: 0.357, SLG: 0.519			K		K					3	0	0	0	1	3	4									
1 Joe Inglett, L (1.4) OBP: 0.338, SLG: 0.391										3	1	1	0	1	0	3									
<b>Inning Stats</b>	R: 0 E: 0 K: 1 S: 7	H: 0 LOB: 0 BB: 0 P: 11	R: 0 E: 0 K: 1 S: 8	H: 0 LOB: 0 BB: 0 P: 15	R: 0 E: 0 K: 1 S: 11	H: 1 LOB: 3 BB: 2 P: 25	R: 2 E: 0 K: 1 S: 14	H: 1 LOB: 0 BB: 1 P: 20	R: 5 E: 0 K: 0 S: 16	H: 3 LOB: 1 BB: 1 P: 28	R: 0 E: 0 K: 0 S: 7	H: 0 LOB: 0 BB: 0 P: 10	R: 0 E: 0 K: 1 S: 12	H: 1 LOB: 1 BB: 1 P: 22	R: 0 E: 0 K: 0 S: 13	H: 0 LOB: 2 BB: 1 P: 25	R: 1 E: 0 K: 1 S: 15	H: 3 LOB: 3 BB: 1 P: 26	1B: 6 2B: 2 HR: 1	SF: 0 SAC: 1 DP: 1 HBP: 2	WP: 0 PB: 0 SB: 1 CS: 0	PA: 45			
<b>PITCHER</b>	IP	WLS	BF	H	R	ER	SO	BB	IBB	HBP	BLK	WP	HR	S	P	ERA	WHIP								
40 Chien-Ming Wang, R (1.1) ERA: 4.57	4.1		24	5	7	6	4	4	0	1	0	0	1	51	90	12.46	2.077								
39 Ross Ohlendorf, R (5.1) ERA: 5.67	0.2		2	0	0	0	1	0	0	0	0	0	0	5	9	0.00	0.000								
LaTroy Hawkins, R (6.1) ERA: 6.08	1.0		5	1	0	0	0	1	0	0	0	0	0	14	22	0.00	2.000								
41 Jose Veras, R (7.1) ERA: 4.5	2.0		7	0	0	0	1	1	0	1	0	0	0	18	35	0.00	0.500								
Kyle Farnsworth, R (9.1) ERA: 4.45	1.0	W	7	3	1	1	1	0	1	0	0	0	0	15	26	9.00	3.000								

Toronto Blue Jays @ New York Yankees  
Yankee Stadium, Bronx, NY  
Thu Jun 05 2008, 1:05 PM EDT  
Att: 53,571 - Cloudy - 71 F

AB	35
R	8
H	9
RBI	7
BB	7
SO	7
LOB	25



Batter	1	2	3	4	5	6	7	8	9	AB	R	H	RBI	BB	SO	LOB	BOTTOM								
18 Johnny Damon, L (1.10) OBP: 0.387, SLG: 0.500	G4-3 BB		1B		G3-1 2 HBP 13 SF4 BB			F9		3	2	2	0	2	0	2									
2 Derek Jeter, R (1.6) OBP: 0.336, SLG: 0.392	G4-3 13 SF9 2B		K		G3-1 HBP		CS			4	1	1	0	0	1	1									
Bobby Abreu, L (1.9) OBP: 0.349, SLG: 0.459	G4-3				G3-1					5	0	2	2	0	0	3									
13 Alex Rodriguez, R (1.5) OBP: 0.368, SLG: 0.540	SF9		P4		SF4					3	1	1	2	0	0	3									
55 Hideki Matsui, L (1.7) OBP: 0.412, SLG: 0.476	G6-3		K		G3-1					5	1	1	1	0	2	4									
20 Jorge Posada, S (1.2) OBP: 0.343, SLG: 0.470 17 Shelley Duncan, R (6, FR) OBP: 0.262, SLG: 0.281 26 Jose Molina, R (9, 2) OBP: 0.240, SLG: 0.325 Jason Giambi, L (9, PH) OBP: 0.392, SLG: 0.548			G3-6-1 1B		F8					3	0	1	0	1	1	0									
24 Robinson Cano, L (1.4) OBP: 0.267, SLG: 0.326			G3-6-1 1B		G1-3					4	1	2	0	0	0	1									
Wilson Betemit, S (1.3) OBP: 0.277, SLG: 0.500			G3-6-1		K					4	1	2	2	0	1	2									
28 Melky Cabrera, S (1.8) OBP: 0.323, SLG: 0.392	K									3	1	1	0	1	2	1									
<b>Inning Stats</b>	R: 2 E: 0 K: 0 S: 12	H: 1 LOB: 1 BB: 1 P: 22	R: 0 E: 0 K: 1 S: 13	H: 2 LOB: 0 BB: 0 P: 18	R: 0 E: 0 K: 2 S: 15	H: 2 LOB: 0 BB: 0 P: 22	R: 0 E: 0 K: 1 S: 8	H: 0 LOB: 0 BB: 0 P: 11	R: 2 E: 0 K: 0 S: 12	H: 3 LOB: 1 BB: 1 P: 20	R: 2 E: 0 K: 2 S: 14	H: 3 LOB: 0 BB: 0 P: 21	R: 0 E: 0 K: 1 S: 11	H: 1 LOB: 1 BB: 0 P: 19	R: 0 E: 0 K: 0 S: 10	H: 1 LOB: 3 BB: 2 P: 23	R: 3 E: 0 K: 0 S: 14	H: 3 LOB: 0 BB: 0 P: 21	1B: 10 2B: 2 HR: 2	SF: 2 SAC: 0 DP: 2 HBP: 1	WP: 0 PB: 1 SB: 1 CS: 1	PA: 43			
<b>PITCHER</b>	IP	WLS	BF	H	R	ER	SO	BB	IBB	HBP	BLK	WP	HR	S	P	ERA	WHIP								
29 Dustin McGowan, R (1.1) ERA: 4.26	5.1		25	7	5	5	5	2	0	1	0	0	1	8	13	27.00	6.000								
39 Jesse Carlson, L (6.1) ERA: 1.96	0.1	H	3	2	1	1	1	0	0	0	0	0	0	7	12	0.00	1.500								
54 Jason Frasor, R (6.1) ERA: 3.26	0.2	H	2	1	0	0	0	0	0	0	0	0	0	15	31	0.00	1.800								
37 Scott Downs, L (7.1) ERA: 1.75	1.2	H	7	1	0	0	1	2	0	0	0	0	0	14	21	40.50	4.500								
52 B.J. Ryan, L (9.1) ERA: 2.55	0.2	L	5	3	3	3	0	0	0	0	0	0	1	14	21	40.50	4.500								

Toronto Blue Jays @ New York Yankees  
Yankee Stadium, Bronx, NY  
Thu Jun 05 2008, 1:05 PM EDT  
Att: 53,571 - Cloudy - 71 F

AB	35
R	9
H	14
RBI	9
BB	4
SO	7
LOB	17





Batter	1	2	3	4	5	6	7	8	9	AB R H RBI BB SO LOB	TOP																	
1 Brian Roberts, S OBP: 0.395, SLG: 0.443										5 1 2 0 0 1 0	<p><b>Baltimore Orioles @ Toronto Blue Jays</b> Rogers Centre, Toronto, ON Fri Jun 06 2008, 7:07 PM EDT Att: 23,649 - Clear - 90 F</p> <p>livebaseballscorecards.com</p> <p>AB 37 R 6 H 12 RBI 6 BB 4 SO 6 LOB 14</p>																	
21 Nick Markakis, L OBP: 0.395, SLG: 0.477										4 1 4 1 1 0 0																		
6 Melvin Mora, R OBP: 0.300, SLG: 0.430										4 1 1 2 1 0 4																		
17 Aubrey Huff, L OBP: 0.312, SLG: 0.439										4 0 1 0 1 1 0																		
Kevin Millar, R OBP: 0.336, SLG: 0.424										5 1 2 1 0 0 4																		
30 Luke Scott, L OBP: 0.352, SLG: 0.451										3 1 0 0 1 0 1																		
Jay Payton, R OBP: 0.289, SLG: 0.372										0 0 0 0 0 0 0																		
10 Adam Jones, R OBP: 0.296, SLG: 0.384										4 1 1 2 0 1 3																		
Ramon Hernandez, R OBP: 0.254, SLG: 0.349										4 0 0 0 0 1 2																		
Freddie Bynum, L OBP: 0.260, SLG: 0.274										4 0 1 0 0 2 0																		
<b>Inning Stats</b>	R: 0 E: 0 K: 1 S: 8	H: 1 LOB: 0 BB: 0 P: 15	R: 0 E: 0 K: 1 S: 14	H: 1 LOB: 2 BB: 1 P: 22	R: 0 E: 0 K: 1 S: 8	H: 0 LOB: 1 BB: 1 P: 15	R: 0 E: 0 K: 1 S: 10	H: 3 LOB: 2 BB: 0 P: 17	R: 0 E: 0 K: 0 S: 6	H: 0 LOB: 0 BB: 0 P: 7	R: 0 E: 0 K: 0 S: 3	H: 0 LOB: 0 BB: 0 P: 6	R: 6 E: 1 K: 2 S: 21	H: 5 LOB: 0 BB: 0 P: 34	R: 0 E: 0 K: 0 S: 8	H: 1 LOB: 2 BB: 1 P: 21	1B: 6 2B: 3 3B: 0 HR: 3	SF: 0 SAC: 0 DP: 2 HBP: 0	WP: 0 PB: 0 SB: 0 CS: 1	PA: 41								
<b>PITCHER</b>	IP WLS BF H R ER SO BB IBB HBP BLK WP HR S P ERA WHIP											IP WLS BF H R ER SO BB IBB HBP BLK WP HR S P ERA WHIP																
28 Shaun Marcum, R ERA: 2.52	7.0		28	7	1	1	4	2	0	0	0	0	0	0	60	100	1.29	1.286										
56 Brian Tallet, L ERA: 2.59	0.1		3	2	2	2	0	0	0	0	0	0	0	1	4	10	54.00	6.000										
Armando Benitez, R ERA: 5.68	0.2	L	5	2	3	2	2	0	0	0	0	0	0	2	15	21	27.00	3.000										
39 Jesse Carlson, L ERA: 1.93	0.1		4	1	0	0	0	1	1	0	0	0	0	5	16	0.00	6.000											
57 Shawn Camp, R ERA: 3.94	0.2		1	0	0	0	0	0	0	0	0	0	0	3	5	0.00	0.000											

Batter	1	2	3	4	5	6	7	8	9	AB R H RBI BB SO LOB	BOTTOM																	
23 Shannon Stewart, R OBP: 0.327, SLG: 0.305										5 0 0 0 0 0 5	<p><b>Baltimore Orioles @ Toronto Blue Jays</b> Rogers Centre, Toronto, ON Fri Jun 06 2008, 7:07 PM EDT Att: 23,649 - Clear - 90 F</p> <p>livebaseballscorecards.com</p> <p>AB 33 R 5 H 10 RBI 5 BB 6 SO 4 LOB 20</p>																	
19 Marco Scutaro, R OBP: 0.397, SLG: 0.343										4 0 1 0 1 0 1																		
15 Alex Rios, R OBP: 0.326, SLG: 0.372										5 1 1 0 0 2 2																		
33 Scott Rolen, R OBP: 0.404, SLG: 0.483										2 1 1 0 2 0 0																		
36 Kevin Mench, R OBP: 0.267, SLG: 0.250										3 0 1 1 0 0 3																		
1 Joe Inglett, L OBP: 0.347, SLG: 0.391										0 0 0 0 1 0 0																		
35 Lyle Overbay, L OBP: 0.388, SLG: 0.416										4 2 1 0 1 1 4																		
20 Rod Barajas, R OBP: 0.370, SLG: 0.523										3 1 2 1 1 0 0																		
35 Brad Wilkerson, L OBP: 0.325, SLG: 0.343										4 0 2 1 0 1 2																		
David Eckstein, R OBP: 0.339, SLG: 0.356										2 0 1 1 0 0 2																		
Matt Stairs, L OBP: 0.343, SLG: 0.434										1 0 0 1 0 0 1																		
<b>Inning Stats</b>	R: 0 E: 0 K: 0 S: 10	H: 0 LOB: 0 BB: 0 P: 13	R: 2 E: 0 K: 0 S: 15	H: 3 LOB: 1 BB: 1 P: 31	R: 1 E: 0 K: 0 S: 14	H: 1 LOB: 1 BB: 1 P: 25	R: 0 E: 0 K: 0 S: 9	H: 1 LOB: 0 BB: 0 P: 14	R: 0 E: 0 K: 1 S: 8	H: 2 LOB: 1 BB: 0 P: 16	R: 1 E: 0 K: 1 S: 15	H: 2 LOB: 1 BB: 0 P: 22	R: 0 E: 0 K: 0 S: 7	H: 2 LOB: 2 BB: 1 P: 15	R: 1 E: 0 K: 0 S: 8	H: 1 LOB: 1 BB: 1 P: 15	R: 0 E: 0 K: 2 S: 14	H: 0 LOB: 1 BB: 1 P: 23	1B: 7 2B: 3 3B: 0 HR: 0	SF: 2 SAC: 0 DP: 2 HBP: 1	WP: 0 PB: 1 SB: 2 CS: 0	PA: 42						
<b>PITCHER</b>	IP WLS BF H R ER SO BB IBB HBP BLK WP HR S P ERA WHIP											IP WLS BF H R ER SO BB IBB HBP BLK WP HR S P ERA WHIP																
56 Brian Burres, L ERA: 4.96	4.1		22	5	3	3	1	3	0	1	0	0	0	0	23	40	3.86	2.143										
Lance Cormier, R ERA: 2.7	2.1		10	4	1	1	1	1	0	0	0	0	0	2	2	0.00	0.000											
45 Dennis Sarfate, R ERA: 3.24	0.1	W	1	0	0	0	0	0	0	0	0	0	0	2	2	0.00	0.000											
Chad Bradford, R ERA: 2.79	1.0	H	5	1	1	0	0	1	0	0	0	0	0	8	15	0.00	2.000											
52 George Sherrill, L ERA: 2.92	1.0	S	4	0	0	0	2	1	0	0	0	0	0	14	23	0.00	1.000											



Batter	1	2	3	4	5	6	7	8	9	AB	R	H	RBI	BB	SO	LOB	TOP						
1 Brian Roberts, S OBP: 0.360, SLG: 0.451										3	1	2	1	1	1	0	<b>Baltimore Orioles @ Toronto Blue Jays</b> Rogers Centre, Toronto, ON Sat Jun 07 2008, 1:07 PM EDT Att: 25,122 - Sunny - 82 F						
10 Adam Jones, R OBP: 0.291, SLG: 0.377										4	0	0	0	0	1	4							
21 Nick Markakis, L OBP: 0.398, SLG: 0.489										5	1	3	1	0	0	0							
17 Aubrey Huff, L OBP: 0.314, SLG: 0.433										3	1	0	0	2	0	2							
Kevin Millar, R OBP: 0.342, SLG: 0.427										3	2	2	1	1	1	2							
Freddie Bynum, L OBP: 0.256, SLG: 0.270										1	0	0	0	0	0	1							
30 Luke Scott, L OBP: 0.353, SLG: 0.455										5	2	2	0	0	1	4							
Jay Payton, R OBP: 0.302, SLG: 0.390										5	1	3	5	0	0	1							
Guillermo Quiroz, R OBP: 0.270, SLG: 0.293										5	1	1	1	0	2	2							
13 Alex Cintron, S OBP: 0.379, SLG: 0.333										5	0	1	0	0	1	1							
<b>Inning Stats</b>	R: 1 H: 2 E: 0 K: 2 S: 11	H: 2 LOB: 2 BB: 1 P: 22	R: 0 H: 1 E: 1 K: 1 S: 13	H: 1 LOB: 2 BB: 1 P: 23	R: 2 H: 2 E: 0 K: 0 S: 14	H: 2 LOB: 1 BB: 1 P: 22	R: 0 H: 0 E: 0 K: 2 S: 10	H: 0 LOB: 0 BB: 0 P: 14	R: 5 H: 5 E: 0 K: 0 S: 16	H: 5 LOB: 1 BB: 1 P: 23	R: 1 H: 2 E: 0 K: 0 S: 13	H: 2 LOB: 1 BB: 0 P: 20	R: 0 H: 1 E: 0 K: 1 S: 7	H: 1 LOB: 1 BB: 0 P: 10	R: 0 H: 1 E: 0 K: 0 S: 9	H: 1 LOB: 1 BB: 0 P: 13	R: 0 H: 0 E: 0 K: 1 S: 7	H: 0 LOB: 0 BB: 0 P: 8	1B: 8 2B: 6 3B: 0 HR: 0	SF: 1 SAC: 1 DP: 0 HBP: 0	WP: 0 PB: 0 SB: 1 CS: 0	PA: 45	
<b>PITCHER</b>	IP WLS BF H R ER SO BB IBB HBP BLK WP HR S P ERA WHIP	IP WLS BF H R ER SO BB IBB HBP BLK WP HR S P ERA WHIP	IP WLS BF H R ER SO BB IBB HBP BLK WP HR S P ERA WHIP	IP WLS BF H R ER SO BB IBB HBP BLK WP HR S P ERA WHIP	IP WLS BF H R ER SO BB IBB HBP BLK WP HR S P ERA WHIP	IP WLS BF H R ER SO BB IBB HBP BLK WP HR S P ERA WHIP	IP WLS BF H R ER SO BB IBB HBP BLK WP HR S P ERA WHIP	IP WLS BF H R ER SO BB IBB HBP BLK WP HR S P ERA WHIP	IP WLS BF H R ER SO BB IBB HBP BLK WP HR S P ERA WHIP	IP WLS BF H R ER SO BB IBB HBP BLK WP HR S P ERA WHIP	IP WLS BF H R ER SO BB IBB HBP BLK WP HR S P ERA WHIP	IP WLS BF H R ER SO BB IBB HBP BLK WP HR S P ERA WHIP	IP WLS BF H R ER SO BB IBB HBP BLK WP HR S P ERA WHIP	IP WLS BF H R ER SO BB IBB HBP BLK WP HR S P ERA WHIP	IP WLS BF H R ER SO BB IBB HBP BLK WP HR S P ERA WHIP	IP WLS BF H R ER SO BB IBB HBP BLK WP HR S P ERA WHIP	IP WLS BF H R ER SO BB IBB HBP BLK WP HR S P ERA WHIP	IP WLS BF H R ER SO BB IBB HBP BLK WP HR S P ERA WHIP	IP WLS BF H R ER SO BB IBB HBP BLK WP HR S P ERA WHIP	IP WLS BF H R ER SO BB IBB HBP BLK WP HR S P ERA WHIP	IP WLS BF H R ER SO BB IBB HBP BLK WP HR S P ERA WHIP	IP WLS BF H R ER SO BB IBB HBP BLK WP HR S P ERA WHIP	IP WLS BF H R ER SO BB IBB HBP BLK WP HR S P ERA WHIP
A.J. Burnett, R ERA: 4.98	4.1	L	27	10	8	8	5	4	0	0	0	0	0	0	0	0	0	0	0	61	100	16.61	3.231
40 Brian Wolfe, R ERA: 4.0	1.2	7	2	1	1	0	0	0	0	0	0	0	0	0	0	0	0	0	0	7	10	5.40	1.200
54 Jason Frasor, R ERA: 3.1	1.0	4	1	0	0	1	0	0	0	0	0	0	0	0	0	0	0	0	0	6	10	0.00	1.000
56 Brian Tallet, L ERA: 2.49	1.0	4	1	0	0	0	0	0	0	0	0	0	0	0	0	0	0	0	0	9	13	0.00	1.000
57 Shawn Camp, R ERA: 3.71	1.0	3	0	0	0	1	0	0	0	0	0	0	0	0	0	0	0	0	0	7	8	0.00	0.000
<b>Batter</b>	1	2	3	4	5	6	7	8	9	AB	R	H	RBI	BB	SO	LOB	BOTTOM						
23 Shannon Stewart, R OBP: 0.325, SLG: 0.303										1	0	0	0	0	0	0	<b>Baltimore Orioles @ Toronto Blue Jays</b> Rogers Centre, Toronto, ON Sat Jun 07 2008, 1:07 PM EDT Att: 25,122 - Sunny - 82 F						
10 Vernon Wells, R OBP: 0.352, SLG: 0.451										4	1	1	1	1	3								
19 Marco Scutaro, R OBP: 0.385, SLG: 0.347										3	0	1	1	0	0	1							
15 Alex Rios, R OBP: 0.326, SLG: 0.372										2	0	1	0	0	1	1							
7 Curtis Thigpen, R OBP: 0.400, SLG: 0.250										2	0	1	0	0	1	1							
33 Scott Rolen, R OBP: 0.399, SLG: 0.476										2	0	0	0	0	0	1							
6 John McDonald, R OBP: 0.259, SLG: 0.295										2	0	0	0	0	0	3							
Matt Stairs, L OBP: 0.346, SLG: 0.436										4	1	2	0	0	1	0							
35 Lyle Overbay, L OBP: 0.386, SLG: 0.413										4	1	1	0	0	0	2							
20 Rod Barajas, R OBP: 0.354, SLG: 0.514										2	0	0	0	0	2	2							
36 Kevin Mench, R OBP: 0.277, SLG: 0.286										2	1	1	2	0	0	0							
35 Brad Wilkerson, L OBP: 0.323, SLG: 0.336										3	1	0	0	1	2	1							
David Eckstein, R OBP: 0.343, SLG: 0.355										3	0	1	0	1	0	0							
<b>Inning Stats</b>	R: 1 H: 2 E: 0 K: 0 S: 9	H: 2 LOB: 0 BB: 0 P: 14	R: 0 H: 1 E: 0 K: 1 S: 14	H: 1 LOB: 0 BB: 0 P: 20	R: 0 H: 1 E: 0 K: 0 S: 8	H: 1 LOB: 1 BB: 0 P: 9	R: 0 H: 0 E: 0 K: 2 S: 9	H: 0 LOB: 0 BB: 0 P: 15	R: 0 H: 1 E: 0 K: 2 S: 12	H: 1 LOB: 1 BB: 0 P: 16	R: 0 H: 0 E: 0 K: 0 S: 6	H: 0 LOB: 0 BB: 0 P: 8	R: 0 H: 0 E: 0 K: 1 S: 7	H: 0 LOB: 0 BB: 0 P: 9	R: 0 H: 2 E: 0 K: 0 S: 9	H: 2 LOB: 2 BB: 1 P: 16	R: 4 H: 2 E: 1 K: 1 S: 16	H: 2 LOB: 1 BB: 2 P: 32	1B: 7 2B: 3 3B: 0 HR: 0	SF: 1 SAC: 0 DP: 1 HBP: 0	WP: 1 PB: 0 SB: 1 CS: 1	PA: 39	
<b>PITCHER</b>	IP WLS BF H R ER SO BB IBB HBP BLK WP HR S P ERA WHIP	IP WLS BF H R ER SO BB IBB HBP BLK WP HR S P ERA WHIP	IP WLS BF H R ER SO BB IBB HBP BLK WP HR S P ERA WHIP	IP WLS BF H R ER SO BB IBB HBP BLK WP HR S P ERA WHIP	IP WLS BF H R ER SO BB IBB HBP BLK WP HR S P ERA WHIP	IP WLS BF H R ER SO BB IBB HBP BLK WP HR S P ERA WHIP	IP WLS BF H R ER SO BB IBB HBP BLK WP HR S P ERA WHIP	IP WLS BF H R ER SO BB IBB HBP BLK WP HR S P ERA WHIP	IP WLS BF H R ER SO BB IBB HBP BLK WP HR S P ERA WHIP	IP WLS BF H R ER SO BB IBB HBP BLK WP HR S P ERA WHIP	IP WLS BF H R ER SO BB IBB HBP BLK WP HR S P ERA WHIP	IP WLS BF H R ER SO BB IBB HBP BLK WP HR S P ERA WHIP	IP WLS BF H R ER SO BB IBB HBP BLK WP HR S P ERA WHIP	IP WLS BF H R ER SO BB IBB HBP BLK WP HR S P ERA WHIP	IP WLS BF H R ER SO BB IBB HBP BLK WP HR S P ERA WHIP	IP WLS BF H R ER SO BB IBB HBP BLK WP HR S P ERA WHIP	IP WLS BF H R ER SO BB IBB HBP BLK WP HR S P ERA WHIP	IP WLS BF H R ER SO BB IBB HBP BLK WP HR S P ERA WHIP	IP WLS BF H R ER SO BB IBB HBP BLK WP HR S P ERA WHIP	IP WLS BF H R ER SO BB IBB HBP BLK WP HR S P ERA WHIP	IP WLS BF H R ER SO BB IBB HBP BLK WP HR S P ERA WHIP	IP WLS BF H R ER SO BB IBB HBP BLK WP HR S P ERA WHIP	IP WLS BF H R ER SO BB IBB HBP BLK WP HR S P ERA WHIP
46 Jeremy Guthrie, R ERA: 3.4	7.0	W	26	6	4	1	0	0	0	0	0	0	0	0	0	0	0	0	0	65	91	1.29	0.857
Steve Trachsel, R ERA: 8.39	1.0	9	4	4	2	0	0	2	0	0	0	0	0	0	0	0	0	0	0	18	35	18.00	6.000
45 Dennis Sarfate, R ERA: 3.12	1.0	4	0	0	0	1	0	1	0	0	0	0	0	0	0	0	0	0	0	7	13	0.00	1.000



Batter	1	2	3	4	5	6	7	8	9	AB	R	H	RBI	BB	SO	LOB	TOP			
1 Brian Roberts, S (1,4) OBP: 0.365, SLG: 0.456										4	0	3	0	0	1	0	<b>Baltimore Orioles @ Toronto Blue Jays</b> Rogers Centre, Toronto, ON Sun Jun 08 2008, 1:07 PM EDT Att: 25,365 - Partly Cloudy - 84 F			
21 Nick Markakis, L (1,9) OBP: 0.393, SLG: 0.481										4	0	0	0	0	0	4				
6 Melvin Mora, R (1,5) OBP: 0.304, SLG: 0.429										3	0	1	1	0	0	1				
17 Aubrey Huff, L (1,10) OBP: 0.313, SLG: 0.427										3	1	0	0	0	1	3				
Kevin Millar, R (1,3) OBP: 0.337, SLG: 0.420										4	0	0	0	0	2	3				
30 Luke Scott, L (1,7) OBP: 0.356, SLG: 0.489										4	2	2	3	0	0	0				
Ramon Hernandez, R (1,2) OBP: 0.254, SLG: 0.353										4	0	1	0	0	1	0				
Jay Payton, R (1,8) OBP: 0.297, SLG: 0.383										2	0	0	0	0	0	0				
10 Adam Jones, R (4,8) OBP: 0.289, SLG: 0.373										2	0	0	0	0	2	1				
Freddie Bynum, L (1,6) OBP: 0.259, SLG: 0.273										3	1	1	0	0	1	0				
Guillermo Quiroz, R (9,PH) OBP: 0.256, SLG: 0.288										1	0	0	0	0	0	0				
<b>Inning Stats</b>	R: 0 E: 0 K: 1 S: 8	H: 0 LOB: 1 BB: 0 P: 12	R: 1 E: 0 K: 1 S: 9	H: 1 LOB: 0 BB: 0 P: 15	R: 1 E: 0 K: 2 S: 12	H: 3 LOB: 2 BB: 0 P: 17	R: 0 E: 0 K: 0 S: 8	H: 0 LOB: 0 BB: 0 P: 13	R: 0 E: 0 K: 1 S: 8	H: 1 LOB: 0 BB: 0 P: 10	R: 2 E: 0 K: 1 S: 11	H: 2 LOB: 1 BB: 0 P: 17	R: 0 E: 0 K: 0 S: 9	H: 1 LOB: 0 BB: 0 P: 10	R: 0 E: 0 K: 1 S: 10	H: 0 LOB: 0 BB: 0 P: 12	1B: 5 2B: 1 3B: 0 HR: 2	SF: 0 SAC: 0 DP: 1 HBP: 2	WP: 0 PB: 0 SB: 0 CS: 0	PA: 36
<b>PITCHER</b>	IP WLS BF H R ER SO BB IBB HBP BLK WP HR S P ERA WHIP																			
32 Roy Halladay, R (1,1) ERA: 3.07	7.2 W 32 8 4 4 7 0 0 2 0 0 2 70 100 4.70 1.043																			
37 Scott Downs, L (8,1) ERA: 1.73	0.1 H 1 0 0 0 0 0 0 0 0 0 0 4 7 0.00 0.000																			
52 B.J. Ryan, L (9,1) ERA: 2.79	1.0 S 3 0 0 0 1 0 0 0 0 0 0 10 12 0.00 0.000																			

Batter	1	2	3	4	5	6	7	8	9	AB	R	H	RBI	BB	SO	LOB	BOTTOM			
15 Alex Rios, R (1,9) OBP: 0.325, SLG: 0.370										4	0	1	0	0	1	0	<b>Baltimore Orioles @ Toronto Blue Jays</b> Rogers Centre, Toronto, ON Sun Jun 08 2008, 1:07 PM EDT Att: 25,365 - Partly Cloudy - 84 F			
Matt Stairs, L (1,10) OBP: 0.344, SLG: 0.428										3	0	0	0	1	1	0				
33 Scott Rolen, R (1,5) OBP: 0.390, SLG: 0.463										4	0	0	0	0	1	1				
10 Vernon Wells, R (1,8) OBP: 0.362, SLG: 0.479										4	2	3	1	0	1	0				
35 Lyle Overbay, L (1,3) OBP: 0.388, SLG: 0.409										2	1	0	0	2	2	1				
20 Rod Barajas, R (1,2) OBP: 0.368, SLG: 0.531										4	1	2	1	0	0	4				
35 Brad Wilkerson, L (1,7) OBP: 0.327, SLG: 0.331										2	1	0	0	2	0	1				
19 Marco Scutaro, R (1,4) OBP: 0.356, SLG: 0.346										3	0	1	2	0	0	2				
6 John McDonald, R (1,6) OBP: 0.233, SLG: 0.185										3	0	0	0	0	0	1				
<b>Inning Stats</b>	R: 0 E: 0 K: 1 S: 12	H: 2 LOB: 0 BB: 1 P: 15	R: 2 E: 0 K: 1 S: 17	H: 2 LOB: 1 BB: 1 P: 28	R: 0 E: 0 K: 0 S: 11	H: 2 LOB: 3 BB: 2 P: 24	R: 0 E: 0 K: 0 S: 9	H: 0 LOB: 0 BB: 0 P: 14	R: 0 E: 0 K: 1 S: 6	H: 0 LOB: 0 BB: 0 P: 10	R: 3 E: 0 K: 0 S: 11	H: 2 LOB: 0 BB: 1 P: 18	R: 0 E: 0 K: 1 S: 6	H: 0 LOB: 0 BB: 0 P: 9	R: 0 E: 0 K: 2 S: 10	H: 1 LOB: 2 BB: 1 P: 20		1B: 4 2B: 2 3B: 0 HR: 1	SF: 1 SAC: 0 DP: 0 HBP: 0	WP: 0 PB: 0 SB: 2 CS: 1
<b>PITCHER</b>	IP WLS BF H R ER SO BB IBB HBP BLK WP HR S P ERA WHIP																			
62 Radhames Liz, R (1,1) ERA: 3.48	5.0 L 21 4 2 2 3 3 0 0 0 0 0 1 11 18 27.00 3.000																			
34 Matt Albers, R (6,1) ERA: 2.74	1.0 L 6 2 3 3 0 1 0 0 0 0 0 1 11 18 27.00 3.000																			
Lance Cormier, R (7,1) ERA: 2.41	2.0 8 1 0 0 3 0 1 0 0 0 0 0 16 29 0.00 0.500																			



Batter	1	2	3	4	5	6	7	8	9	10	AB	R	H	RBI	BB	SO	LOB	TOP							
51 Ichiro Suzuki, L OBP: 0.352, SLG: 0.381											3	1	1	0	2	0	1								
Jose Vidro, S OBP: 0.265, SLG: 0.330											5	1	1	2	0	1	6								
Raul Ibanez, L OBP: 0.332, SLG: 0.435 16 Willie Bloomquist, R OBP: 0.320, SLG: 0.171											4	0	1	0	1	0	0								
29 Adrian Beltré, R OBP: 0.303, SLG: 0.427											5	0	0	0	0	2	2								
4 Jose Lopez, R OBP: 0.316, SLG: 0.431											4	0	1	0	1	1	1								
Jeremy Reed, L OBP: 0.311, SLG: 0.333 50 Wladimir Balentien, R OBP: 0.266, SLG: 0.354											3	0	2	0	0	1	0								
Richie Sexson, R OBP: 0.291, SLG: 0.399 Miguel Cairo, R OBP: 0.279, SLG: 0.255											3	0	2	0	1	0	2								
2 Kenji Johjima, R OBP: 0.263, SLG: 0.301											4	0	2	0	0	0	5								
7 Yuniesky Betancourt, R OBP: 0.294, SLG: 0.410											4	0	0	0	0	0	6								
<b>Inning Stats</b>	R: 2 E: 0 K: 0 S: 10	H: 2 LOB: 0 BB: 0 P: 16	R: 0 E: 0 K: 1 S: 17	H: 2 LOB: 3 BB: 1 P: 29	R: 0 E: 0 K: 1 S: 9	H: 2 LOB: 2 BB: 0 P: 15	R: 0 E: 0 K: 1 S: 8	H: 1 LOB: 1 BB: 0 P: 14	R: 0 E: 0 K: 1 S: 11	H: 2 LOB: 1 BB: 0 P: 16	R: 0 E: 0 K: 0 S: 8	H: 0 LOB: 0 BB: 0 P: 12	R: 0 E: 0 K: 0 S: 6	H: 0 LOB: 0 BB: 0 P: 7	R: 0 E: 0 K: 0 S: 7	H: 0 LOB: 2 BB: 2 P: 16	R: 1 E: 0 K: 1 S: 11	H: 0 LOB: 3 BB: 3 P: 27	1B: 9 2B: 1 3B: 0 HR: 1	SF: 0 SAC: 2 DP: 1 HBP: 0	WP: 0 PB: 0 SB: 1 CS: 3	PA: 44			
<b>PITCHER</b>	IP WLS BF H R ER SO ERA WHIP	51 Jesse Litsch, R ERA: 3.42	37 Scott Downs, L ERA: 1.67	57 Shawn Camp, R ERA: 3.5	52 B.J. Ryan, L ERA: 2.66	54 Jason Frasor, R ERA: 3.46	40 Brian Wolfe, R ERA: 3.72	IP WLS BF H R ER SO ERA WHIP	10.1 0.2 2 0 0 0 0 0 0.00 0.000	6.0 1.0 1.0 1.0 0.1	6 10 3 0 0 0 0 0 3.00 1.833	7 12 8 7 16 22	103 103 103 103 103	3 12 7 16 22	3 12 7 16 22	3 12 7 16 22	3 12 7 16 22	3 12 7 16 22	3 12 7 16 22	3 12 7 16 22	3 12 7 16 22	3 12 7 16 22	3 12 7 16 22	3 12 7 16 22	3 12 7 16 22

Seattle Mariners @ Toronto Blue Jays  
Rogers Centre, Toronto, ON  
Mon Jun 09 2008, 7:07 PM EDT  
Att: 20,073 - Cloudy - 81 F

AB 36  
R 3  
H 10  
RBI 3  
BB 6  
SO 5  
LOB 23



Batter	1	2	3	4	5	6	7	8	9	10	AB	R	H	RBI	BB	SO	LOB	BOTTOM							
15 Alex Rios, R OBP: 0.333, SLG: 0.375											4	0	3	0	1	0	0								
Matt Stairs, L OBP: 0.339, SLG: 0.420 6 John McDonald, R OBP: 0.233, SLG: 0.185											3	0	0	0	0	2	3								
1 Joe Inglett, L OBP: 0.342, SLG: 0.385 33 Scott Rolen, R OBP: 0.364, SLG: 0.451											4	0	0	0	1	1	6								
10 Vernon Wells, R OBP: 0.351, SLG: 0.464											5	0	0	0	0	0	3								
20 Rod Barajas, R OBP: 0.302, SLG: 0.517											5	0	1	0	0	1	4								
36 Kevin Mench, R OBP: 0.300, SLG: 0.318 35 Brad Wilkerson, L OBP: 0.329, SLG: 0.329											2	1	1	0	1	0	0								
35 Lyle Overbay, L OBP: 0.384, SLG: 0.408											5	0	1	1	0	1	4								
19 Marco Scutaro, R OBP: 0.357, SLG: 0.341											3	0	0	0	2	0	0								
David Eckstein, R OBP: 0.350, SLG: 0.359											4	1	2	0	1	0	5								
<b>Inning Stats</b>	R: 0 E: 0 K: 1 S: 8	H: 1 LOB: 0 BB: 0 P: 12	R: 0 E: 0 K: 0 S: 9	H: 1 LOB: 1 BB: 0 P: 14	R: 0 E: 0 K: 1 S: 12	H: 2 LOB: 2 BB: 0 P: 17	R: 1 E: 0 K: 1 S: 12	H: 1 LOB: 2 BB: 2 P: 27	R: 0 E: 0 K: 0 S: 8	H: 0 LOB: 0 BB: 0 P: 15	R: 0 E: 0 K: 1 S: 10	H: 0 LOB: 0 BB: 0 P: 15	R: 1 E: 1 K: 1 S: 13	H: 1 LOB: 2 BB: 1 P: 21	R: 0 E: 0 K: 1 S: 8	H: 0 LOB: 0 BB: 0 P: 12	R: 0 E: 0 K: 1 S: 11	H: 1 LOB: 1 BB: 1 P: 18	R: 0 E: 1 K: 0 S: 18	H: 1 LOB: 3 BB: 2 P: 29	1B: 6 2B: 2 3B: 0 HR: 0	SF: 0 SAC: 1 DP: 2 HBP: 0	WP: 1 PB: 1 SB: 1 CS: 0	PA: 45	
<b>PITCHER</b>	IP WLS BF H R ER SO ERA WHIP	56 Jarrod Washburn, L ERA: 6.09	57 Mark Lowe, R ERA: 4.94	Arthur Rhodes, L ERA: 5.06	43 Miguel Batista, R ERA: 6.0	R.A. Dickey, R ERA: 2.67	20 J.J. Putz, R ERA: 5.21	IP WLS BF H R ER SO ERA WHIP	10.1 1.0 6 1 0 0 0 0 0.00 3.000	6.0 0.0 0.1 0.2 2.0	6 26 1 0 0 0 0 0 1.50 1.333	5 1 0 0 0 0 0 0 0.00 0.000	5 10 3 5 8 10 19	104 104 104 104 104	1 6 5 10 30	1 6 5 10 30	1 6 5 10 30	1 6 5 10 30	1 6 5 10 30	1 6 5 10 30	1 6 5 10 30	1 6 5 10 30	1 6 5 10 30	1 6 5 10 30	1 6 5 10 30

Seattle Mariners @ Toronto Blue Jays  
Rogers Centre, Toronto, ON  
Mon Jun 09 2008, 7:07 PM EDT  
Att: 20,073 - Cloudy - 81 F

AB 37  
R 2  
H 8  
RBI 1  
BB 7  
SO 7  
LOB 26





Batter	1	2	3	4	5	6	7	8	9	AB	R	H	RBI	BB	SO	LOB	TOP			
51 Ichiro Suzuki, L (1, 8) OBP: 0.394, SLG: 0.381										3	0	1	0	1	0	1				
Jose Vidro, S (1, 10) OBP: 0.260, SLG: 0.323										4	0	0	0	0	0	4				
Raul Ibanez, L (1, 7) OBP: 0.331, SLG: 0.437										4	0	1	0	0	1	1				
29 Adrian Beltré, R (1, 5) OBP: 0.299, SLG: 0.420										4	0	0	0	0	1	2				
4 Jose Lopez, R (1, 4) OBP: 0.312, SLG: 0.425										4	0	0	0	0	3	1				
Jeremy Reed, L (1, 9) OBP: 0.327, SLG: 0.400										3	1	1	1	1	1	0				
Richie Sexson, R (1, 3) OBP: 0.291, SLG: 0.396										4	0	1	0	0	0	2				
Jamie Burke, R (1, 2) OBP: 0.271, SLG: 0.295										3	0	0	0	0	1	1				
7 Yuniesky Betancourt, R (1, 6) OBP: 0.294, SLG: 0.409										3	0	1	0	0	0	0				
<b>Inning Stats</b>	R: 0 E: 0 K: 1 S: 11	H: 1 LOB: 1 BB: 0 P: 18	R: 0 E: 0 K: 1 S: 10	H: 0 LOB: 0 BB: 0 P: 14	R: 0 E: 1 K: 0 S: 7	H: 0 LOB: 1 BB: 0 P: 11	R: 0 E: 0 K: 1 S: 7	H: 0 LOB: 0 BB: 0 P: 14	R: 1 E: 0 K: 0 S: 12	H: 3 LOB: 2 BB: 1 P: 20	R: 0 E: 0 K: 1 S: 9	H: 1 LOB: 0 BB: 1 P: 15	R: 0 E: 0 K: 1 S: 9	H: 0 LOB: 0 BB: 0 P: 12	R: 0 E: 0 K: 1 S: 6	H: 0 LOB: 0 BB: 0 P: 9	1B: 3 2B: 1 3B: 0 HR: 1	SF: 0 SAC: 0 DP: 1 HBP: 0	WP: 0 PB: 0 SB: 0 CS: 0	PA: 34
<b>PITCHER</b> 29 Dustin McGowan, R (1, 1) ERA: 3.92	IP: 9.0 WLS: W BF: 34 H: 5 R: 1 ER: 1 SO: 7 BB: 2 IBB: 0 HBP: 0 BLK: 0 WP: 0 HR: 1 S: 78 P: 125 ERA: 1.00 WHIP: 0.778																			

Seattle Mariners @ Toronto Blue Jays  
Rogers Centre, Toronto, ON  
Tue Jun 10 2008, 7:07 PM EDT  
Att: 36,170 - Clear - 73 F

AB 32  
R 1  
H 5  
RBI 1  
BB 2  
SO 7  
LOB 12



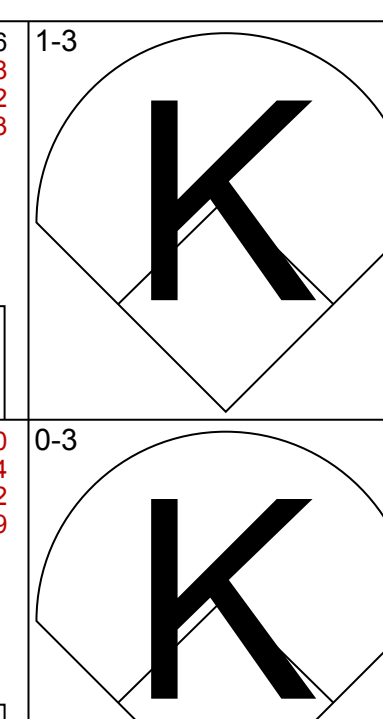
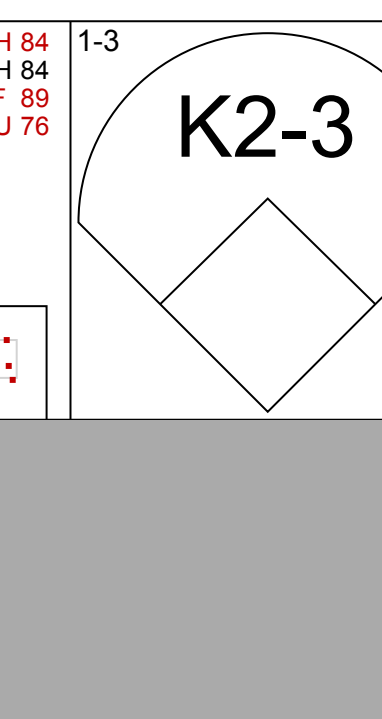
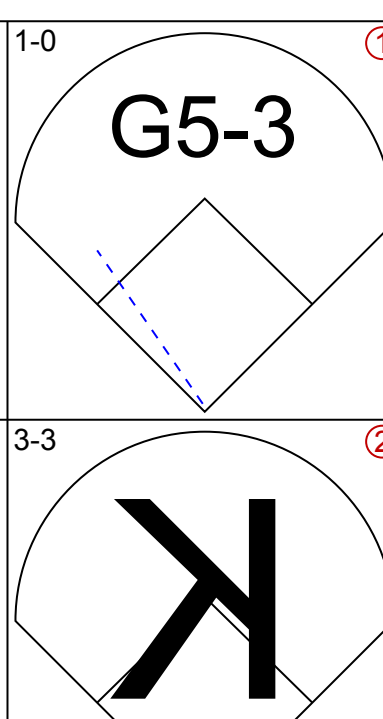
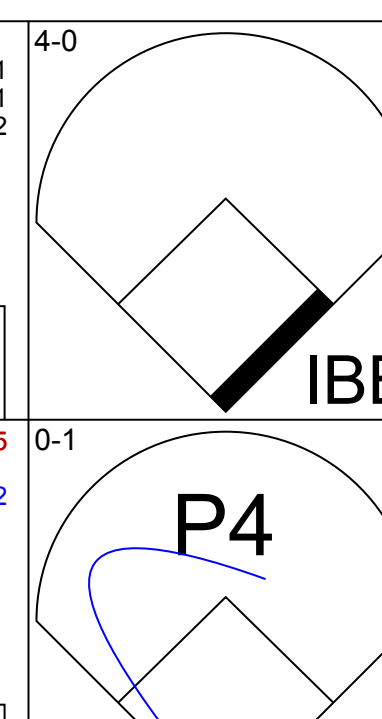
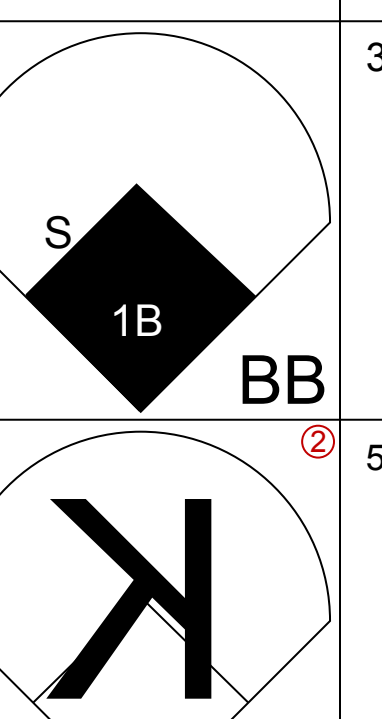
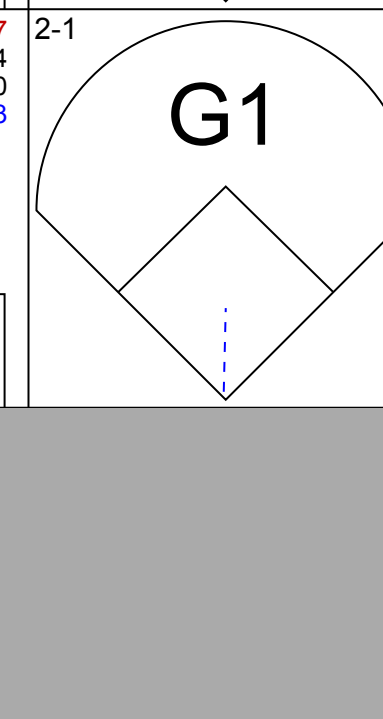
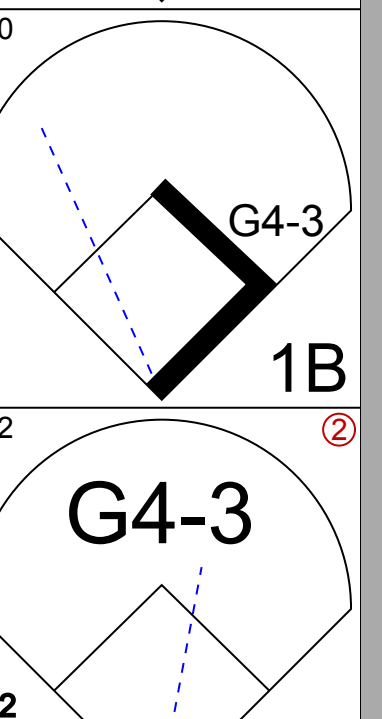
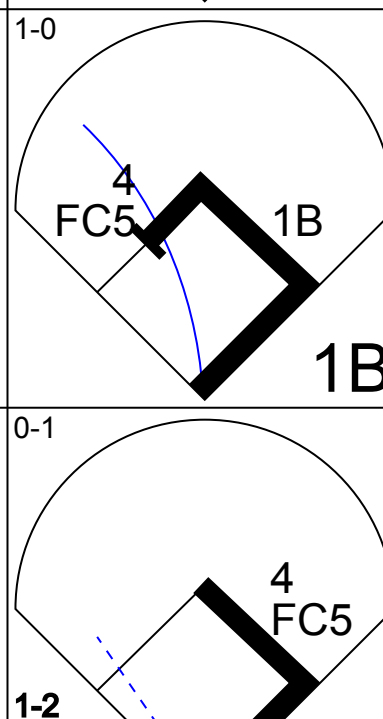

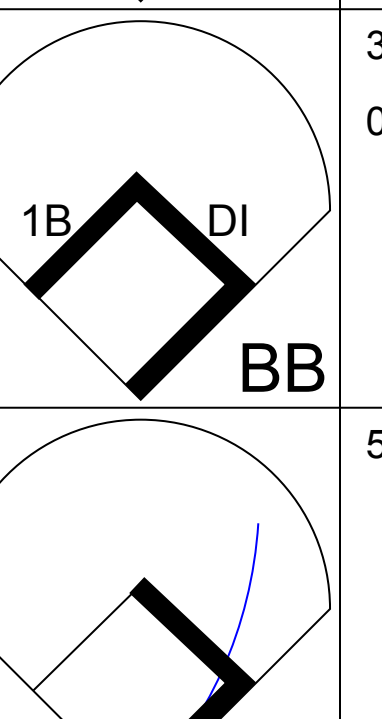

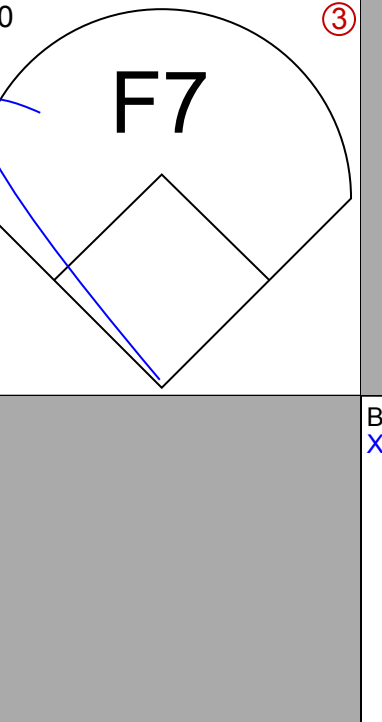
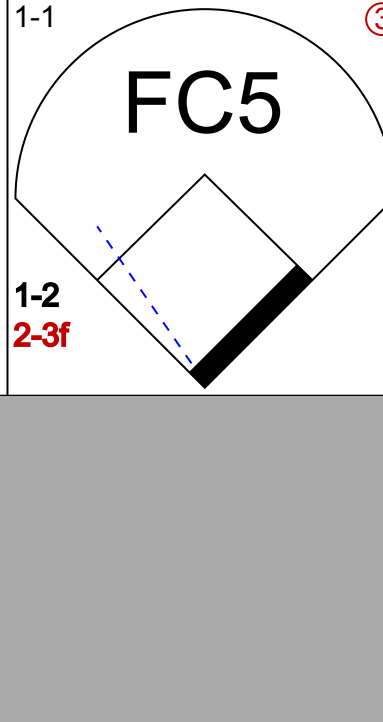
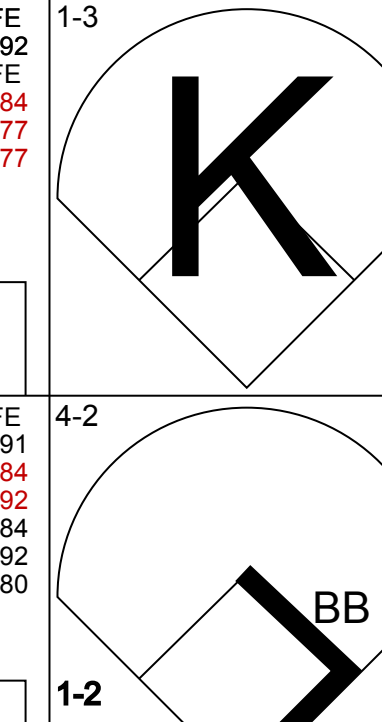
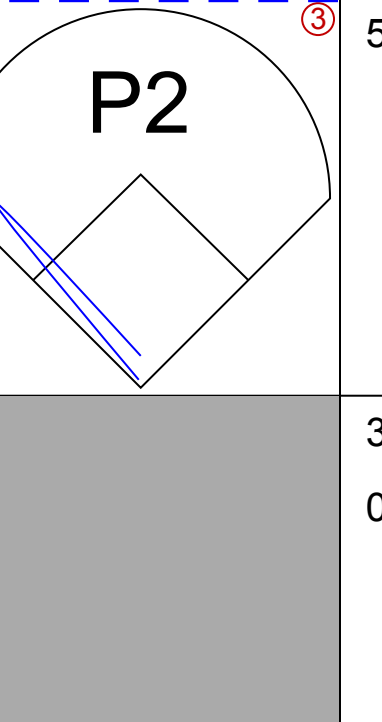
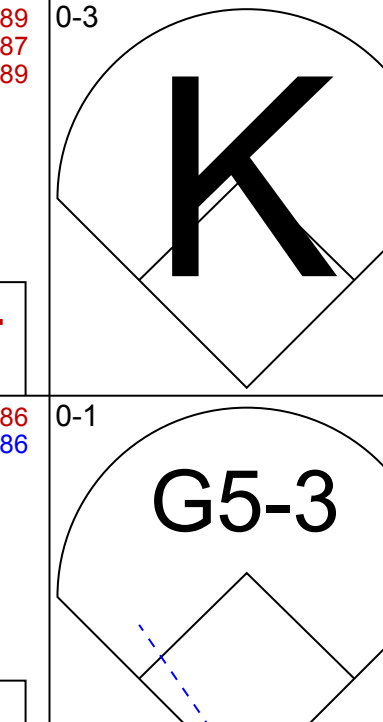
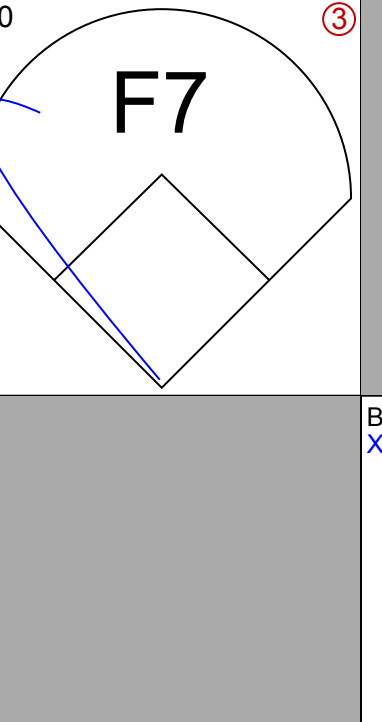
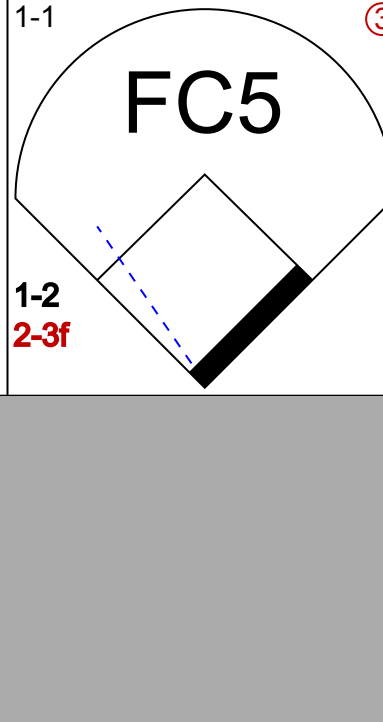
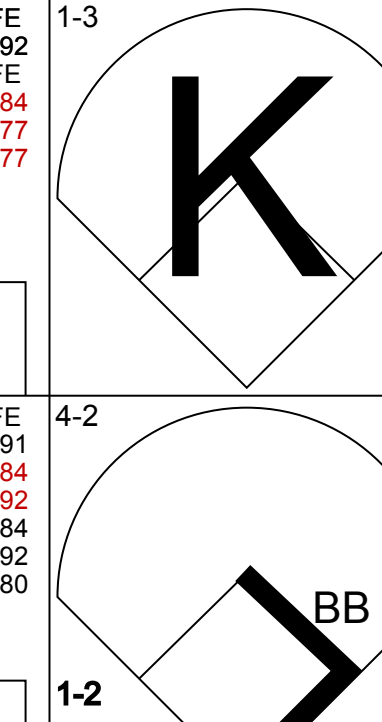
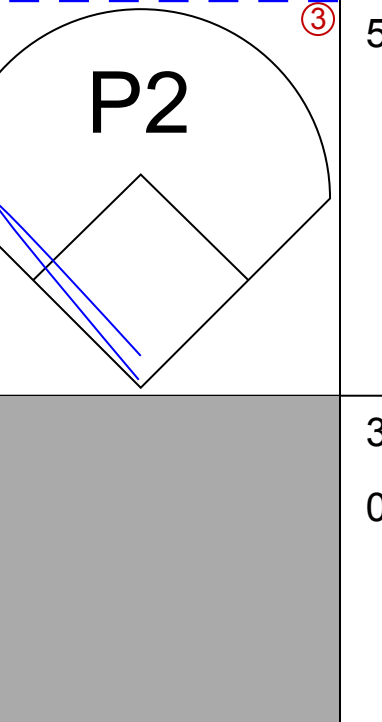



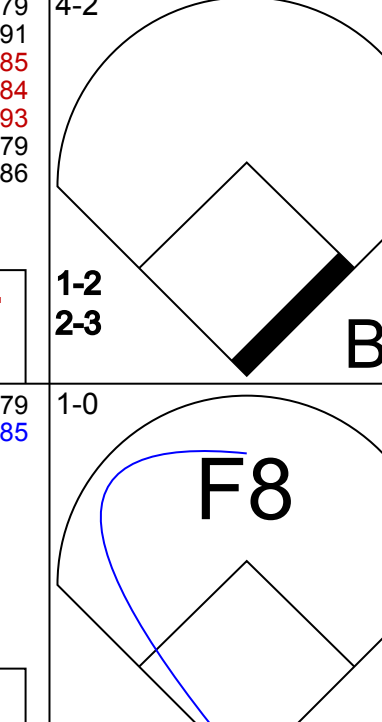


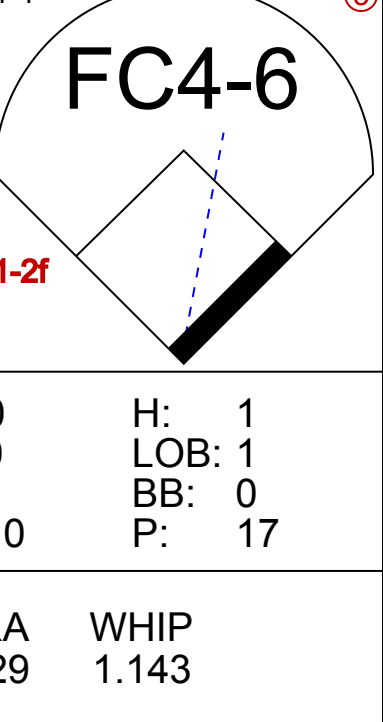
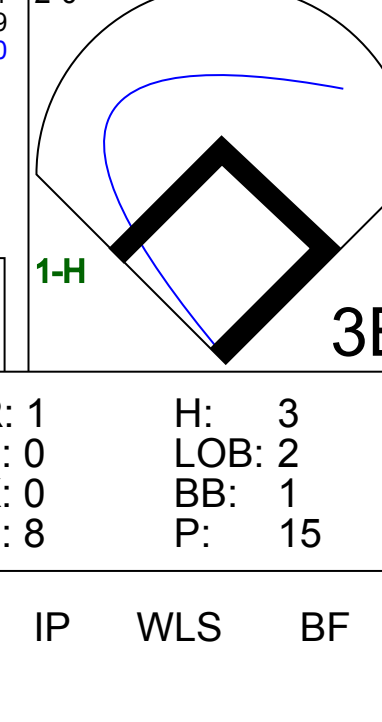
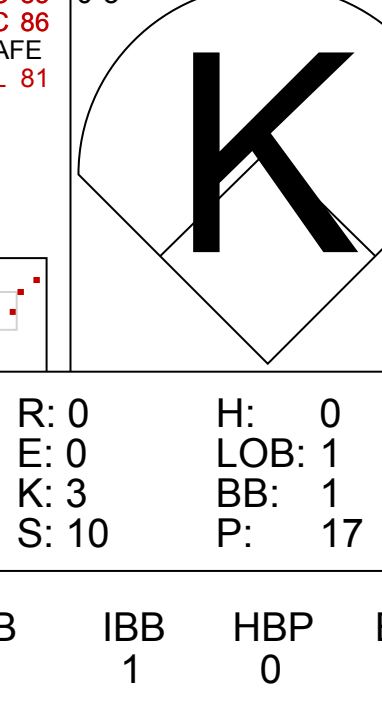
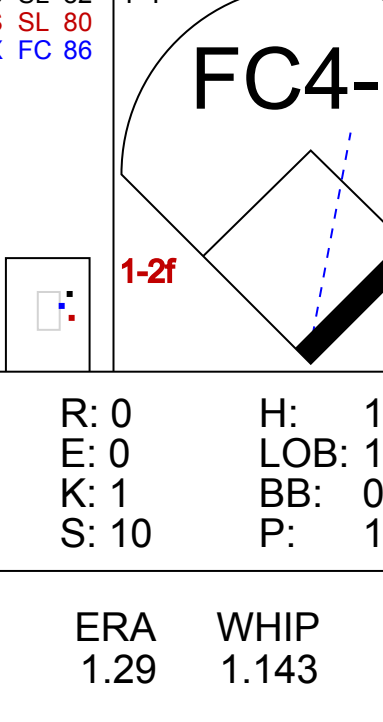
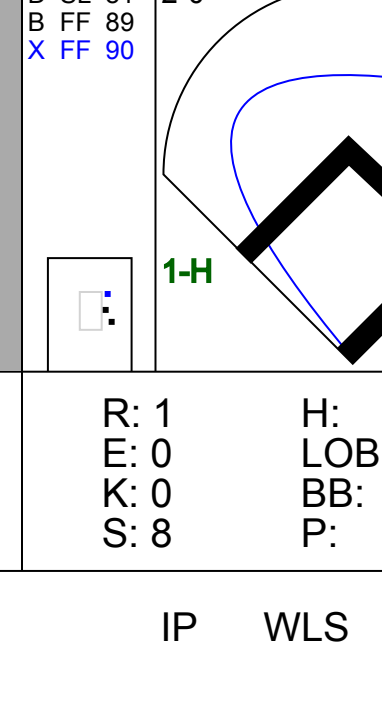
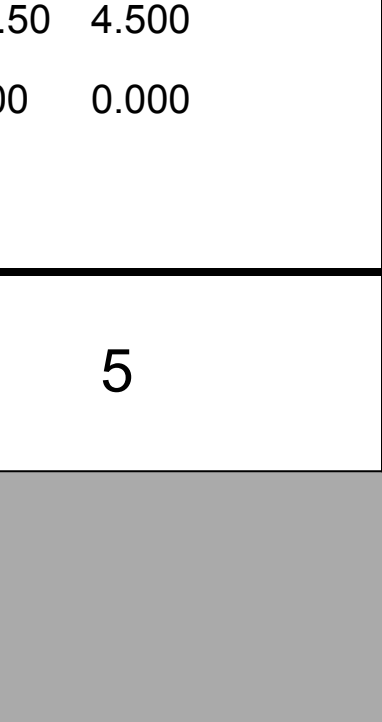
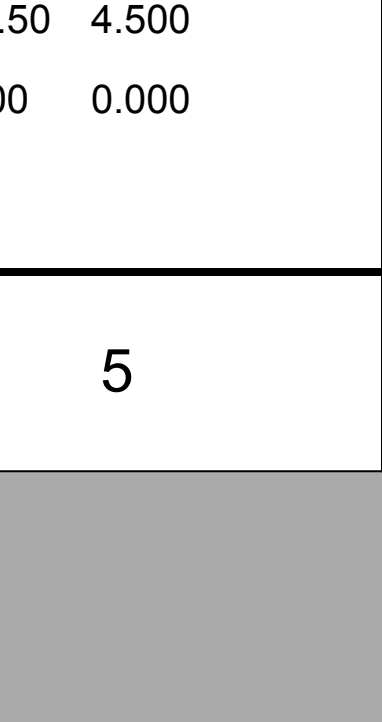
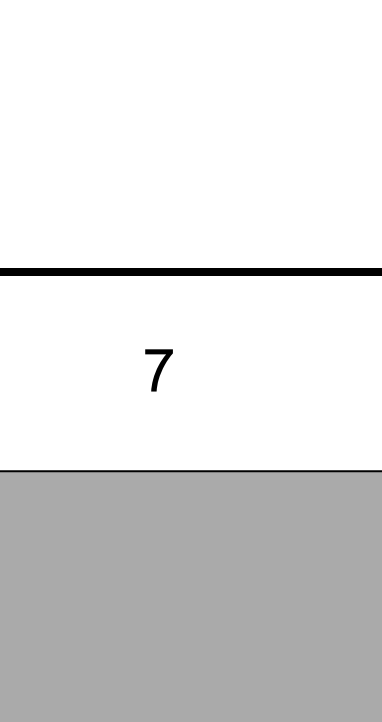



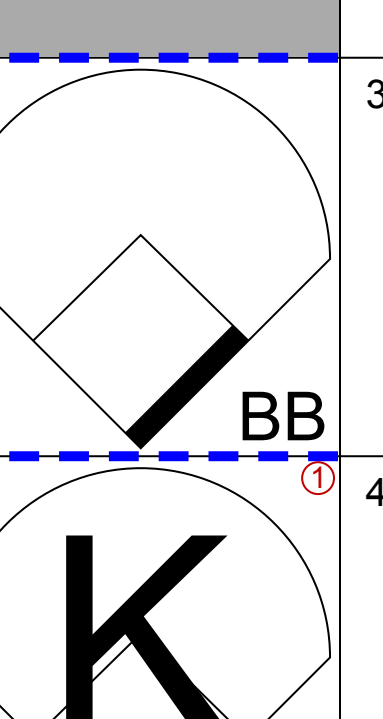
Batter	1	2	3	4	5	6	7	8	9	AB	R	H	RBI	BB	SO	LOB	BOTTOM			
15 Alex Rios, R (1, 9) OBP: 0.329, SLG: 0.370										4	0	0	0	0	1	3				
Matt Stairs, L (1, 10) OBP: 0.337, SLG: 0.422										4	1	1	0	0	0	1				
33 Scott Rolen, R (1, 5) OBP: 0.361, SLG: 0.446										4	0	1	1	0	1	0				
10 Vernon Wells, R (1, 8) OBP: 0.355, SLG: 0.484										4	1	2	1	0	0	0				
35 Lyle Overbay, L (1, 3) OBP: 0.380, SLG: 0.403										3	0	0	0	0	0	2				
20 Rod Barajas, R (1, 2) OBP: 0.353, SLG: 0.504										3	0	0	0	0	0	0				
35 Brad Wilkerson, L (1, 7) OBP: 0.335, SLG: 0.355										3	1	2	1	0	1	0				
1 Joe Inglett, L (1, 4) OBP: 0.342, SLG: 0.382										3	0	1	0	0	0	0				
David Eckstein, R (1, 6) OBP: 0.356, SLG: 0.365										3	0	2	0	0	0	0				
6 John McDonald, R (8, 6) OBP: 0.233, SLG: 0.185										0	0	0	0	0	0	0				
<b>Inning Stats</b>	R: 0 E: 0 K: 0 S: 5	H: 0 LOB: 0 BB: 0 P: 10	R: 1 E: 0 K: 1 S: 11	H: 1 LOB: 0 BB: 0 P: 17	R: 0 E: 0 K: 0 S: 8	H: 1 LOB: 1 BB: 0 P: 12	R: 0 E: 0 K: 1 S: 6	H: 0 LOB: 0 BB: 0 P: 8	R: 1 E: 0 K: 0 S: 8	H: 1 LOB: 0 BB: 0 P: 12	R: 1 E: 0 K: 0 S: 12	H: 3 LOB: 1 BB: 0 P: 18	R: 0 E: 0 K: 0 S: 16	H: 3 LOB: 2 BB: 0 P: 19	R: 0 E: 0 K: 0 S: 5	H: 0 LOB: 0 BB: 0 P: 7	1B: 6 2B: 1 3B: 0 HR: 2	SF: 0 SAC: 0 DP: 1 HBP: 0	WP: 0 PB: 0 SB: 0 CS: 1	PA: 31
<b>PITCHER</b> 52 Carlos Silva, R (1, 1) ERA: 5.79	IP: 7.0 WLS: L BF: 28 H: 9 R: 3 ER: 3 SO: 3 BB: 9 IBB: 0 HBP: 0 BLK: 0 WP: 0 HR: 2 S: 66 P: 96 ERA: 3.86 WHIP: 1.286																			
<b>PITCHER</b> 35 Brandon Morrow, R (8, 1) ERA: 1.06	IP: 1.0 WLS: W BF: 3 H: 0 R: 0 ER: 0 SO: 0 BB: 0 IBB: 0 HBP: 0 BLK: 0 WP: 0 HR: 0 S: 5 P: 7 ERA: 0.00 WHIP: 0.000																			

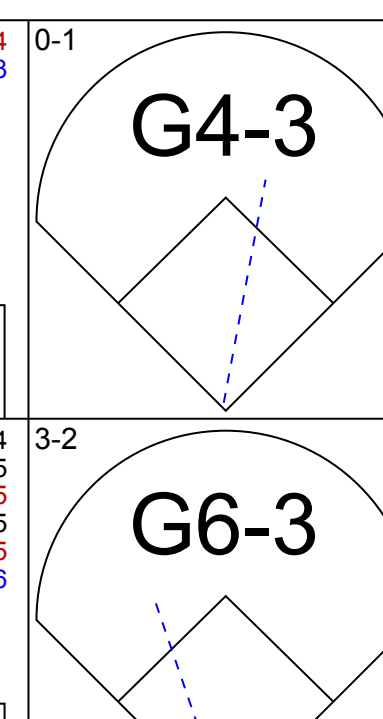
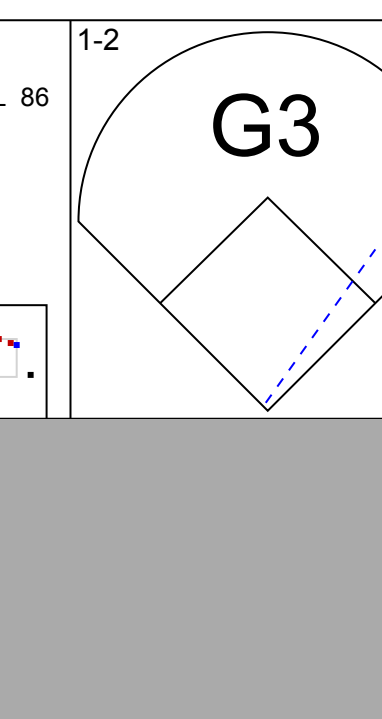
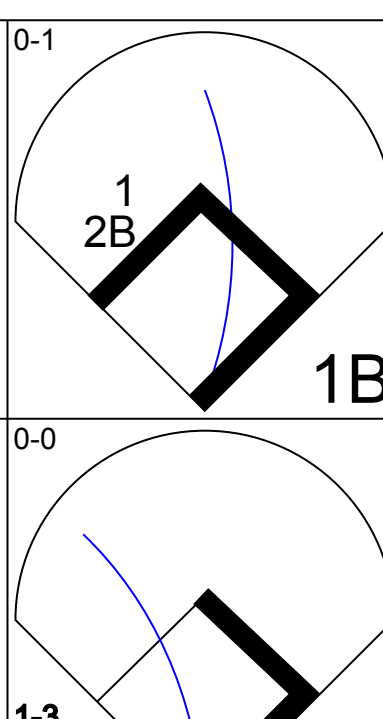
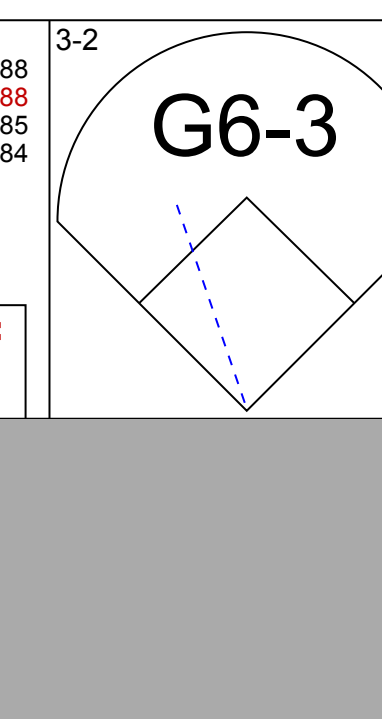
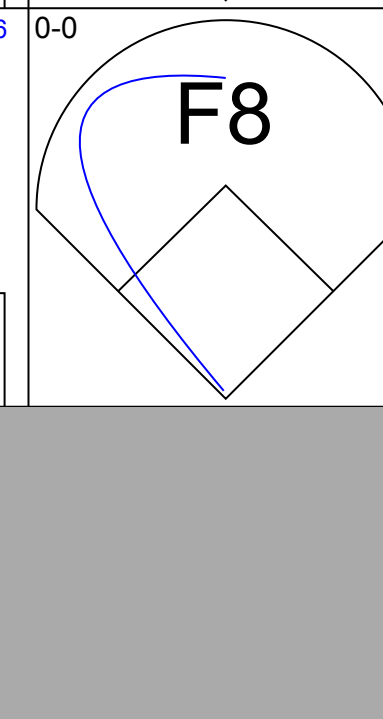
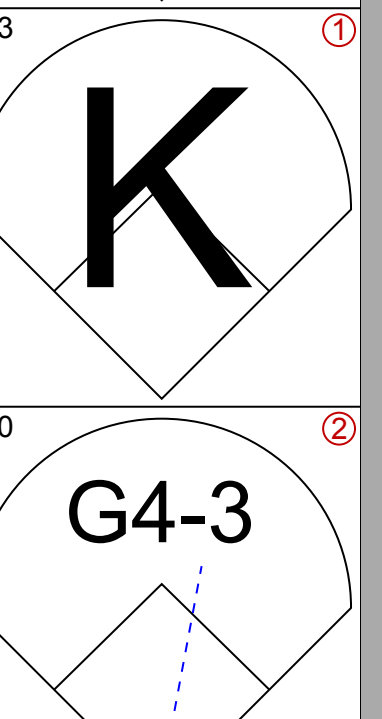
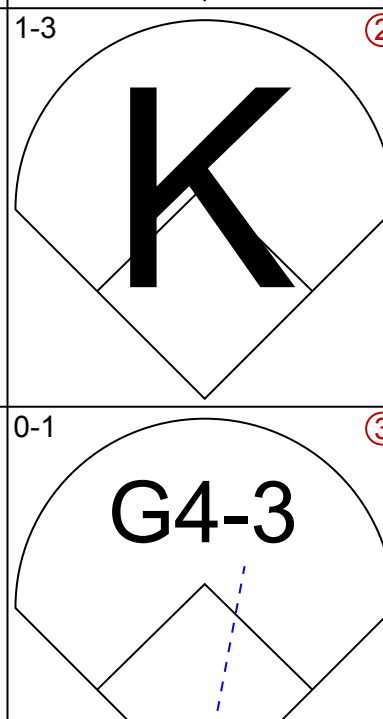
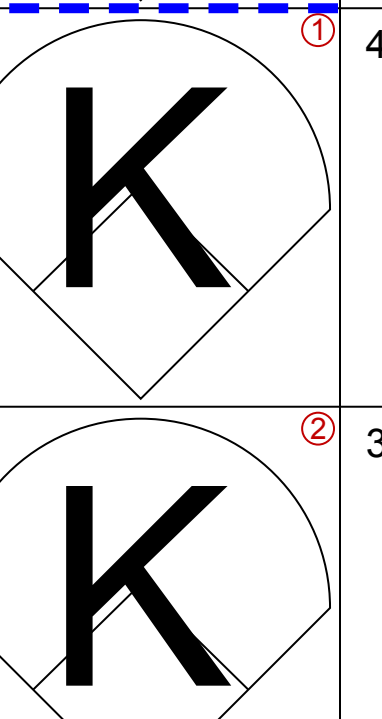

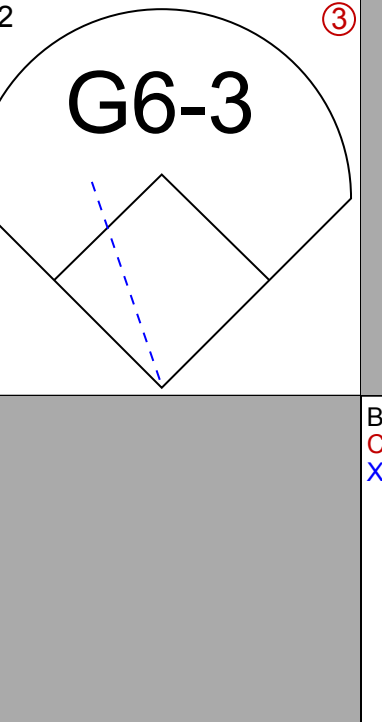

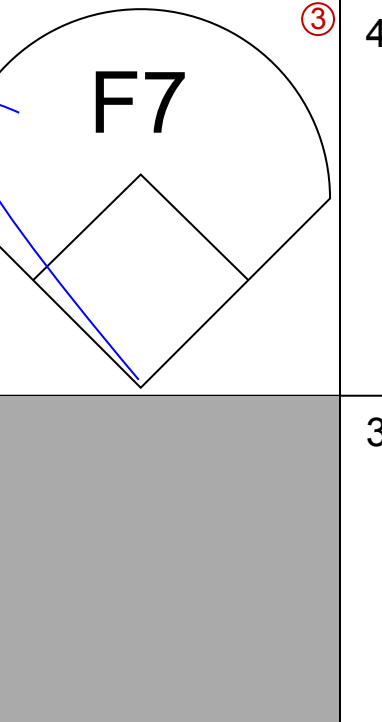
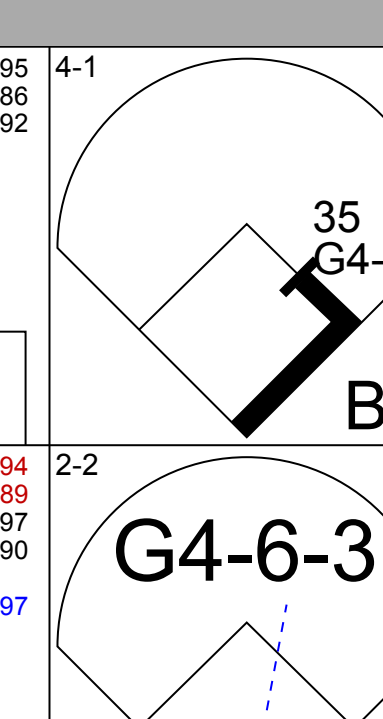
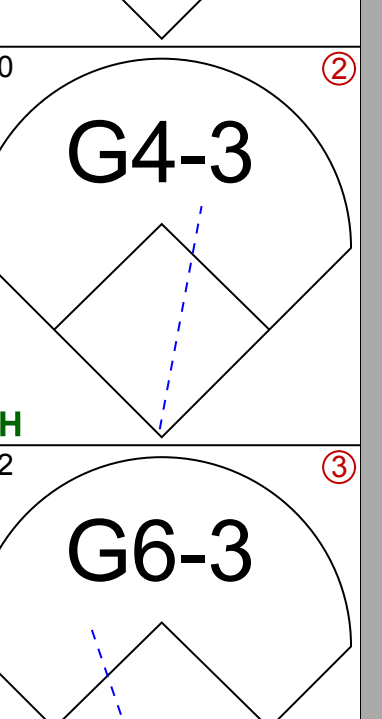
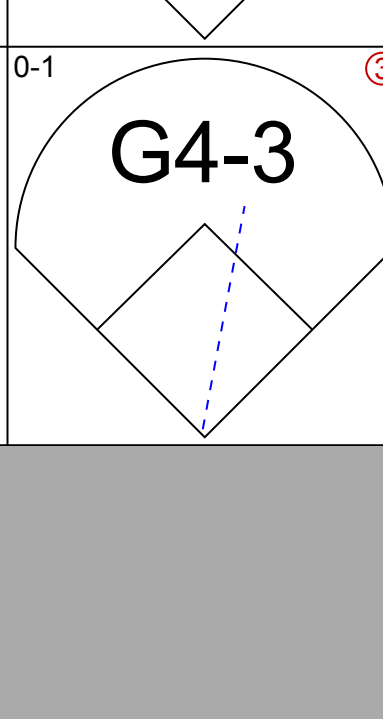
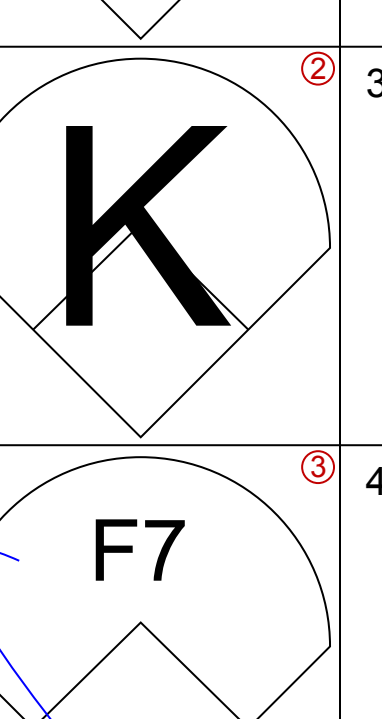
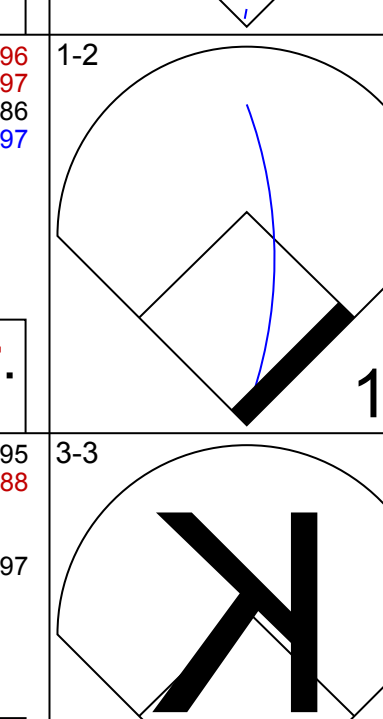

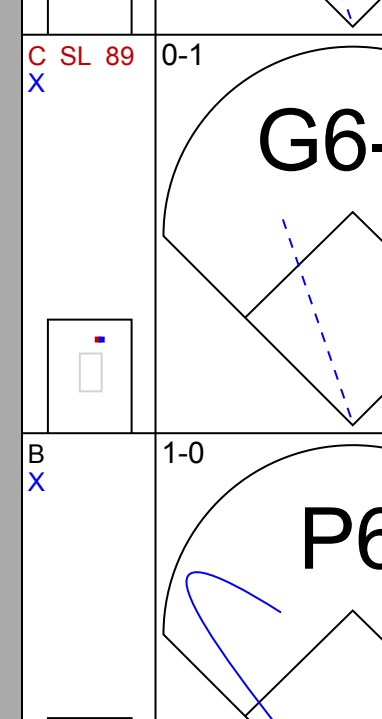


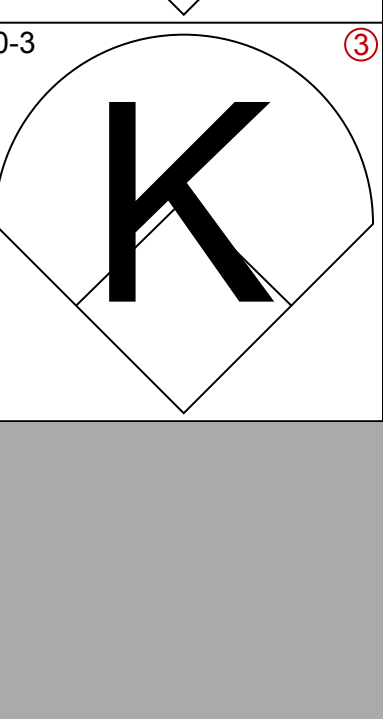

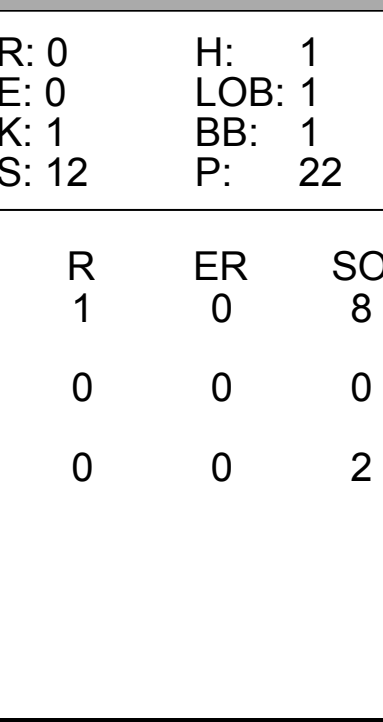
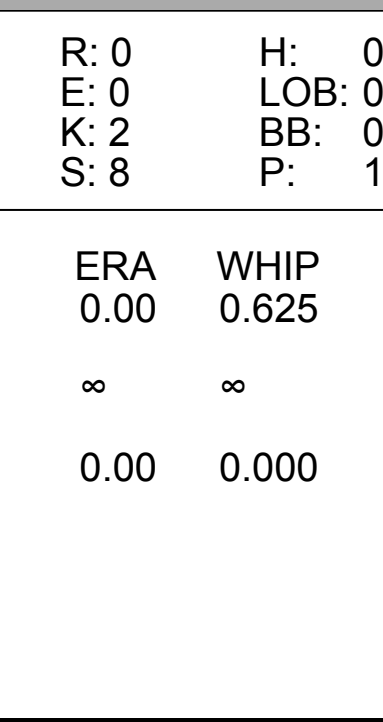
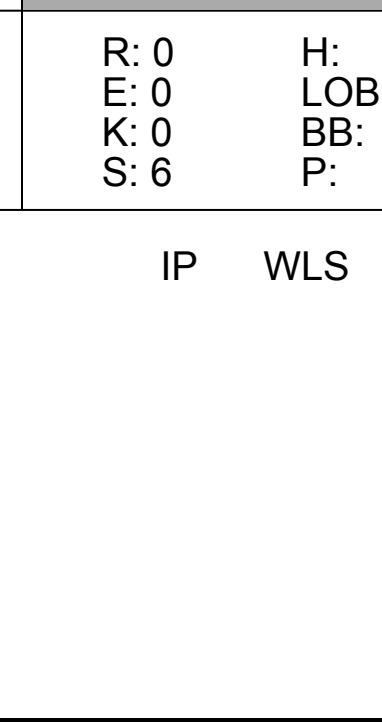
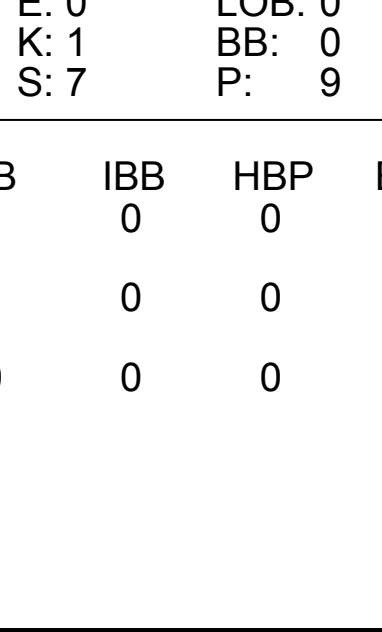


Seattle Mariners @ Toronto Blue Jays  
Rogers Centre, Toronto, ON  
Tue Jun 10 2008, 7:07 PM EDT  
Att: 36,170 - Clear - 73 F

AB 31  
R 3  
H 9  
RBI 3  
BB 0  
SO 3  
LOB 6





Batter	1	2	3	4	5	6	7	8	9	AB	R	H	RBI	BB	SO	LOB	TOP					
51 Ichiro Suzuki, L (1, 8) OBP: 0.395, SLG: 0.376										3	1	0	0	2	2	1	<b>Seattle Mariners @ Toronto Blue Jays</b> Rogers Centre, Toronto, ON Wed Jun 11 2008, 12:37 PM EDT Att: 35,702 - Partly Cloudy - 74 F <a href="http://livebaseballscorecards.com">livebaseballscorecards.com</a>					
16 Willie Bloomquist, R (1, 5) OBP: 0.291, SLG: 0.192										5	0	0	0	0	4	3						
Jose Vidro, S (1, 10) Miguel Cairo, R (8, PR) OBP: 0.290, SLG: 0.255										3	0	2	0	1	0	0						
Raul Ibanez, L (1, 7) OBP: 0.332, SLG: 0.436										5	0	2	1	0	0	2						
4 Jose Lopez, R (1, 4) OBP: 0.306, SLG: 0.417										5	0	0	0	0	2	6						
Jeremy Reed, L (1, 9) 29 Adrián Beltré, R (8, PH) OBP: 0.301, SLG: 0.420										3	0	1	0	0	0	0						
Richie Sexson, R (1, 3)										3	1	1	0	1	2	0						
2 Kenji Johjima, R (1, 2) OBP: 0.268, SLG: 0.301										3	0	1	0	1	0	5						
7 Yuniesky Betancourt, R (1, 6) OBP: 0.294, SLG: 0.415										4	0	1	1	0	1	2						
<b>Inning Stats</b>	R: 0 K: 2 S: 9	H: 0 BB: 0 P: 12	R: 0 K: 1 S: 6	H: 0 BB: 0 P: 6	R: 0 K: 3 S: 10	H: 0 BB: 1 P: 17	R: 0 K: 1 S: 9	H: 1 BB: 0 P: 14	R: 0 K: 1 S: 10	H: 1 BB: 0 P: 17	R: 0 K: 1 S: 10	H: 2 BB: 0 P: 16	R: 1 K: 0 S: 8	H: 3 BB: 1 P: 15	R: 0 K: 1 S: 14	H: 0 BB: 3 P: 29		R: 1 K: 1 S: 16	H: 1 BB: 2 P: 30	1B: 7 2B: 1 3B: 1 HR: 0	SF: 0 SAC: 0 DP: 1 HBP: 0	WP: 0 PB: 0 SB: 3 CS: 0
<b>PITCHER</b>	IP WLS BF H R ER SO BB IBB HBP BLK WP HR S P ERA WHIP																					
28 Shaun Marcum, R (1, 1) ERA: 2.43	7.0	29	7	1	1	9	1	1	0	0	0	0	0	0	62	97	1.29	1.143				
37 Scott Downs, L (8, 1) ERA: 1.51	1.0	6	0	0	0	1	3	0	0	0	0	0	0	0	14	29	0.00	3.000				
52 B.J. Ryan, L (9, 1) ERA: 3.0	0.2	5	1	1	1	1	2	0	0	0	0	0	0	0	12	26	13.50	4.500				
57 Shawn Camp, R (9, 1) ERA: 3.44	0.1	1	0	0	0	0	0	0	0	0	0	0	0	4	4	0.00	0.000					

Batter	1	2	3	4	5	6	7	8	9	AB	R	H	RBI	BB	SO	LOB	BOTTOM					
David Eckstein, R (1, 6) OBP: 0.353, SLG: 0.362										4	0	1	0	0	0	0	<b>Seattle Mariners @ Toronto Blue Jays</b> Rogers Centre, Toronto, ON Wed Jun 11 2008, 12:37 PM EDT Att: 35,702 - Partly Cloudy - 74 F <a href="http://livebaseballscorecards.com">livebaseballscorecards.com</a>					
1 Joe Inglett, L (1, 4) OBP: 0.363, SLG: 0.423										3	1	2	0	1	0	0						
10 Vernon Wells, R (1, 8) OBP: 0.347, SLG: 0.472										4	0	0	0	0	3	4						
Matt Stairs, L (1, 10) OBP: 0.335, SLG: 0.415										3	0	0	1	1	1	3						
35 Lyle Overbay, L (1, 3) OBP: 0.374, SLG: 0.395										4	0	0	0	0	0	2						
36 Kevin Mench, R (1, 7) OBP: 0.302, SLG: 0.319										3	0	1	0	0	0	0						
35 Brad Wilkerson, L (1, 9) OBP: 0.330, SLG: 0.348										3	0	0	0	0	2	1						
19 Marco Scutaro, R (1, 5) OBP: 0.352, SLG: 0.335										3	0	0	0	0	1	0						
7 Curtis Thippen, R (1, 2) OBP: 0.286, SLG: 0.167										2	0	0	0	0	2	0						
20 J.J. Putz, R (8, PH) OBP: 0.351, SLG: 0.500										1	0	0	0	0	1	0						
<b>Inning Stats</b>	R: 0 K: 0 S: 6	H: 0 BB: 0 P: 9	R: 0 K: 1 S: 12	H: 1 BB: 1 P: 22	R: 0 K: 1 S: 7	H: 0 BB: 0 P: 9	R: 1 K: 1 S: 9	H: 1 BB: 0 P: 13	R: 0 K: 2 S: 8	H: 0 BB: 0 P: 11	R: 0 K: 2 S: 11	H: 2 BB: 0 P: 12	R: 0 K: 0 S: 6	H: 0 BB: 0 P: 9	R: 0 K: 1 S: 8	H: 0 BB: 0 P: 12	R: 0 K: 2 S: 12	H: 0 BB: 1 P: 21	1B: 2 2B: 2 3B: 0 HR: 0	SF: 0 SAC: 0 DP: 1 HBP: 0	WP: 0 PB: 0 SB: 0 CS: 0	PA: 32
<b>PITCHER</b>	IP WLS BF H R ER SO BB IBB HBP BLK WP HR S P ERA WHIP																					
34 Félix Hernández, R (1, 1) ERA: 2.81	8.0	28	4	1	0	0	1	0	0	0	0	0	0	0	67	97	0.00	0.625				
20 J.J. Putz, R (9, 1) ERA: 5.21	0.0	1	0	0	0	0	1	0	0	0	0	0	0	3	7	∞	∞					
35 Brandon Morrow, R (9, 1) ERA: 1.0	1.0	3	0	0	0	2	0	0	0	0	0	0	0	9	14	0.00	0.000					



Batter	1	2	3	4	5	6	7	8	9	AB	R	H	RBI	BB	SO	LOB	TOP							
<b>2 Ryan Theriot, R</b> OBP: 0.389, SLG: 0.375										4	0	0	0	1	1	3								
<b>6 Micah Hoffpauir, L</b> OBP: 0.417, SLG: 0.500										3	0	0	0	0	3	1								
<b>9 Reed Johnson, R</b> OBP: 0.344, SLG: 0.361										1	0	0	0	0	0	0								
<b>25 Derrek Lee, R</b> OBP: 0.338, SLG: 0.500										3	0	0	0	2	1	1								
<b>16 Aramis Ramirez, R</b> OBP: 0.420, SLG: 0.502										5	0	2	0	0	1	3								
<b>1 Kosuke Fukudome, L</b> OBP: 0.409, SLG: 0.438										3	2	2	0	1	1	1								
<b>18 Geovany Soto, R</b> OBP: 0.376, SLG: 0.532										3	0	1	0	1	0	4								
<b>Jason Marquis, L</b> OBP: 0.222, SLG: 0.240										0	0	0	0	0	0	0								
<b>17 Mike Fontenot, L</b> OBP: 0.337, SLG: 0.386										0	0	0	0	0	0	0								
<b>Jim Edmonds, L</b> OBP: 0.289, SLG: 0.342										3	0	2	1	0	0	0								
<b>Henry Blanco, R</b> OBP: 0.348, SLG: 0.372										1	0	0	0	0	1	1								
<b>Mark DeRosa, R</b> OBP: 0.394, SLG: 0.479										4	0	0	0	0	3	5								
<b>4 Eric Patterson, L</b> OBP: 0.143, SLG: 0.143										3	0	1	1	0	2	0								
<b>Ronny Cedeno, R</b> OBP: 0.361, SLG: 0.392										1	0	0	0	0	0	1								
<b>Inning Stats</b>	R: 0 E: 0 K: 1 S: 16	H: 1 LOB: 3 BB: 2 P: 33	R: 0 E: 0 K: 1 S: 7	H: 0 LOB: 0 BB: 0 P: 10	R: 0 E: 0 K: 2 S: 12	H: 0 LOB: 1 BB: 0 P: 16	R: 1 E: 0 K: 2 S: 12	H: 2 LOB: 1 BB: 0 P: 22	R: 0 E: 0 K: 1 S: 12	H: 0 LOB: 2 BB: 1 P: 20	R: 1 E: 0 K: 1 S: 12	H: 3 LOB: 2 BB: 1 P: 22	R: 0 E: 0 K: 2 S: 10	H: 1 LOB: 1 BB: 0 P: 15	R: 0 E: 0 K: 2 S: 15	H: 1 LOB: 1 BB: 1 P: 25	R: 0 E: 0 K: 1 S: 10	H: 0 LOB: 1 BB: 1 P: 15	1B: 7 2B: 1 3B: 0 HR: 0	SF: 0 SAC: 0 DP: 1 HBP: 1	WP: 1 PB: 0 SB: 1 CS: 0	PA: 40		
<b>PITCHER</b>	IP WLS BF H R ER SO BB IBB HBP BLK WP HR S P ERA WHIP	IP WLS BF H R ER SO BB IBB HBP BLK WP HR S P ERA WHIP	IP WLS BF H R ER SO BB IBB HBP BLK WP HR S P ERA WHIP	IP WLS BF H R ER SO BB IBB HBP BLK WP HR S P ERA WHIP	IP WLS BF H R ER SO BB IBB HBP BLK WP HR S P ERA WHIP	IP WLS BF H R ER SO BB IBB HBP BLK WP HR S P ERA WHIP	IP WLS BF H R ER SO BB IBB HBP BLK WP HR S P ERA WHIP	IP WLS BF H R ER SO BB IBB HBP BLK WP HR S P ERA WHIP	IP WLS BF H R ER SO BB IBB HBP BLK WP HR S P ERA WHIP	IP WLS BF H R ER SO BB IBB HBP BLK WP HR S P ERA WHIP	IP WLS BF H R ER SO BB IBB HBP BLK WP HR S P ERA WHIP	IP WLS BF H R ER SO BB IBB HBP BLK WP HR S P ERA WHIP	IP WLS BF H R ER SO BB IBB HBP BLK WP HR S P ERA WHIP	IP WLS BF H R ER SO BB IBB HBP BLK WP HR S P ERA WHIP	IP WLS BF H R ER SO BB IBB HBP BLK WP HR S P ERA WHIP	IP WLS BF H R ER SO BB IBB HBP BLK WP HR S P ERA WHIP	IP WLS BF H R ER SO BB IBB HBP BLK WP HR S P ERA WHIP	IP WLS BF H R ER SO BB IBB HBP BLK WP HR S P ERA WHIP	IP WLS BF H R ER SO BB IBB HBP BLK WP HR S P ERA WHIP	IP WLS BF H R ER SO BB IBB HBP BLK WP HR S P ERA WHIP	IP WLS BF H R ER SO BB IBB HBP BLK WP HR S P ERA WHIP	IP WLS BF H R ER SO BB IBB HBP BLK WP HR S P ERA WHIP	IP WLS BF H R ER SO BB IBB HBP BLK WP HR S P ERA WHIP	IP WLS BF H R ER SO BB IBB HBP BLK WP HR S P ERA WHIP

Chicago Cubs @ Toronto Blue Jays  
Rogers Centre, Toronto, ON  
Fri Jun 13 2008, 7:07 PM EDT  
Att: 27,803 - Roof Closed - 68 F

AB	34
R	2
H	8
RBI	2
BB	5
SO	13
LOB	20



Batter	1	2	3	4	5	6	7	8	9	AB	R	H	RBI	BB	SO	LOB	BOTTOM							
<b>15 Alex Rios, R</b> OBP: 0.334, SLG: 0.383										4	1	3	0	0	0	1								
<b>Matt Stairs, L</b> OBP: 0.333, SLG: 0.428										4	1	1	2	0	2	3								
<b>33 Scott Rolen, R</b> OBP: 0.378, SLG: 0.460										4	1	1	1	0	0	2								
<b>10 Vernon Wells, R</b> OBP: 0.344, SLG: 0.466										4	0	1	0	0	0	1								
<b>35 Lyle Overbay, L</b> OBP: 0.368, SLG: 0.388										4	0	0	0	0	3	1								
<b>20 Rod Barajas, R</b> OBP: 0.362, SLG: 0.504										3	0	2	0	1	0	1								
<b>35 Brad Wilkerson, L</b> OBP: 0.324, SLG: 0.342										3	0	0	0	0	1	3								
<b>1 Joe Inglett, L</b> OBP: 0.378, SLG: 0.431										1	0	1	0	1	0	0								
<b>19 Marco Scutaro, R</b> OBP: 0.350, SLG: 0.333										1	0	0	0	0	0	1								
<b>David Eckstein, R</b> OBP: 0.353, SLG: 0.361										3	0	1	0	0	0	3								
<b>6 John McDonald, R</b> OBP: 0.233, SLG: 0.185										0	0	0	0	0	0	0								
<b>Inning Stats</b>	R: 0 E: 0 K: 1 S: 11	H: 1 LOB: 1 BB: 0 P: 18	R: 0 E: 0 K: 1 S: 12	H: 1 LOB: 1 BB: 1 P: 22	R: 3 E: 0 K: 1 S: 15	H: 4 LOB: 1 BB: 0 P: 26	R: 0 E: 0 K: 1 S: 11	H: 0 LOB: 1 BB: 1 P: 18	R: 0 E: 0 K: 1 S: 9	H: 0 LOB: 0 BB: 0 P: 13	R: 0 E: 0 K: 0 S: 10	H: 2 LOB: 2 BB: 0 P: 14	R: 0 E: 0 K: 1 S: 9	H: 1 LOB: 0 BB: 0 P: 14	R: 0 E: 0 K: 1 S: 9	H: 1 LOB: 1 BB: 0 P: 19	R: 0 E: 0 K: 1 S: 9	H: 0 LOB: 0 BB: 0 P: 19	1B: 6 2B: 2 3B: 0 HR: 2	SF: 0 SAC: 1 DP: 1 HBP: 0	WP: 0 PB: 0 SB: 1 CS: 0	PA: 34		
<b>PITCHER</b>	IP WLS BF H R ER SO BB IBB HBP BLK WP HR S P ERA WHIP	IP WLS BF H R ER SO BB IBB HBP BLK WP HR S P ERA WHIP	IP WLS BF H R ER SO BB IBB HBP BLK WP HR S P ERA WHIP	IP WLS BF H R ER SO BB IBB HBP BLK WP HR S P ERA WHIP	IP WLS BF H R ER SO BB IBB HBP BLK WP HR S P ERA WHIP	IP WLS BF H R ER SO BB IBB HBP BLK WP HR S P ERA WHIP	IP WLS BF H R ER SO BB IBB HBP BLK WP HR S P ERA WHIP	IP WLS BF H R ER SO BB IBB HBP BLK WP HR S P ERA WHIP	IP WLS BF H R ER SO BB IBB HBP BLK WP HR S P ERA WHIP	IP WLS BF H R ER SO BB IBB HBP BLK WP HR S P ERA WHIP	IP WLS BF H R ER SO BB IBB HBP BLK WP HR S P ERA WHIP	IP WLS BF H R ER SO BB IBB HBP BLK WP HR S P ERA WHIP	IP WLS BF H R ER SO BB IBB HBP BLK WP HR S P ERA WHIP	IP WLS BF H R ER SO BB IBB HBP BLK WP HR S P ERA WHIP	IP WLS BF H R ER SO BB IBB HBP BLK WP HR S P ERA WHIP	IP WLS BF H R ER SO BB IBB HBP BLK WP HR S P ERA WHIP	IP WLS BF H R ER SO BB IBB HBP BLK WP HR S P ERA WHIP	IP WLS BF H R ER SO BB IBB HBP BLK WP HR S P ERA WHIP	IP WLS BF H R ER SO BB IBB HBP BLK WP HR S P ERA WHIP	IP WLS BF H R ER SO BB IBB HBP BLK WP HR S P ERA WHIP	IP WLS BF H R ER SO BB IBB HBP BLK WP HR S P ERA WHIP	IP WLS BF H R ER SO BB IBB HBP BLK WP HR S P ERA WHIP	IP WLS BF H R ER SO BB IBB HBP BLK WP HR S P ERA WHIP	IP WLS BF H R ER SO BB IBB HBP BLK WP HR S P ERA WHIP

Chicago Cubs @ Toronto Blue Jays  
Rogers Centre, Toronto, ON  
Fri Jun 13 2008, 7:07 PM EDT  
Att: 27,803 - Roof Closed - 68 F

AB	31
R	3
H	10
RBI	3
BB	2
SO	6
LOB	16





Batter	1	2	3	4	5	6	7	8	9	AB	R	H	RBI	BB	SO	LOB	TOP		
<b>9 Reed Johnson, R</b> OBP: 0.340, SLG: 0.374	G5-3	1-H 2-H HR		P4		FC4-6 FC6-4		G4-3		5	1	1	3	0	0	1	<b>Chicago Cubs @ Toronto Blue Jays</b> Rogers Centre, Toronto, ON Sat Jun 14 2008, 1:07 PM EDT Att: 34,048 - Partly Cloudy - 73 F		
<b>1 Kosuke Fukudome, L</b> OBP: 0.405, SLG: 0.430	G3-1			F8		FC6-4		25 1B BB		4	0	0	0	1	1				
<b>25 Derrek Lee, R</b> OBP: 0.345, SLG: 0.511				1B 1B		FC3 3B		16 FC6-4 1B		4	2	3	0	1	1	0			
<b>16 Aramis Ramirez, R</b> OBP: 0.416, SLG: 0.496	K			F8		K		17 HBP 1B FC6-4		5	0	1	0	0	2	5			
<b>Jim Edmonds, L</b> OBP: 0.292, SLG: 0.344				G4-3		FC3 FC6-4		17 HBP 1B		5	0	2	1	0	0	0			
<b>Mark DeRosa, R</b> OBP: 0.390, SLG: 0.473	G5-3			FC6-4		F7		P3		5	0	1	1	0	0	3			
<b>17 Mike Fontenot, L</b> OBP: 0.340, SLG: 0.380	1B E 1B			K		G3		F8		4	1	1	0	0	1	3			
<b>Henry Blanco, R</b> OBP: 0.340, SLG: 0.362				K		F8		P4		4	1	1	0	0	1	5			
<b>Ronny Cedeno, R</b> OBP: 0.357, SLG: 0.386	E6 9 HR			F8		F8 FC4-6 1B		F9		4	1	1	0	0	0	1			
<b>Inning Stats</b>	R: 0 H: 0 K: 1 S: 6	H: 0 LOB: 1 BB: 1 P: 13	R: 4 H: 3 K: 1 S: 19	H: 3 LOB: 0 BB: 0 P: 30	R: 1 H: 3 K: 2 S: 22	H: 3 LOB: 2 BB: 0 P: 32	R: 0 H: 0 K: 0 S: 5	H: 0 LOB: 0 BB: 0 P: 5	R: 1 H: 1 K: 1 S: 13	H: 1 LOB: 1 BB: 0 P: 15	R: 0 H: 1 K: 0 S: 12	H: 2 LOB: 3 BB: 0 P: 23	R: 0 H: 1 K: 0 S: 13	H: 1 LOB: 2 BB: 1 P: 22	R: 0 H: 0 K: 0 S: 5	H: 0 LOB: 0 BB: 0 P: 9		1B: 9 2B: 0 3B: 1 HR: 1	SF: 0 SAC: 0 DP: 0 HBP: 1
<b>PITCHER</b>	IP WLS BF H R ER SO BB IBB HBP BLK WP HR S P ERA WHIP																		
<b>32 Roy Halladay, R</b> ERA: 3.09	5.0 L 25 7 6 2 5 1 0 0 0 0 1 65 95 3.60 1.600																		
<b>56 Brian Tallet, L</b> ERA: 2.33	1.2 9 3 0 0 1 0 0 0 0 0 0 0 26 39 0.00 1.800																		
<b>54 Jason Frasor, R</b> ERA: 3.27	1.1 6 1 0 0 0 1 0 0 0 0 0 0 15 25 0.00 1.500																		
<b>40 Brian Wolfe, R</b> ERA: 3.09	1.0 3 0 0 0 0 0 0 0 0 0 0 0 5 9 0.00 0.000																		

Batter	1	2	3	4	5	6	7	8	9	AB	R	H	RBI	BB	SO	LOB	BOTTOM				
<b>15 Alex Rios, R</b> OBP: 0.330, SLG: 0.377	G6-3			F9		G5-3		K		4	0	0	0	0	1	3	<b>Chicago Cubs @ Toronto Blue Jays</b> Rogers Centre, Toronto, ON Sat Jun 14 2008, 1:07 PM EDT Att: 34,048 - Partly Cloudy - 73 F				
<b>Matt Stairs, L</b> OBP: 0.337, SLG: 0.423	33 G5-4-3 BB			F8		F8		BB		2	0	0	1	2	0	0					
<b>33 Scott Rolen, R</b> OBP: 0.376, SLG: 0.451	G5-4-3			10 G4-3 BB		F8		P4		3	0	0	0	1	0	4					
<b>10 Vernon Wells, R</b> OBP: 0.339, SLG: 0.458				G4-3		P3		35 SF7 3B		3	0	0	0	0	0	1					
<b>36 Kevin Mench, R</b> OBP: 0.315, SLG: 0.375						K		SF7		1	1	1	0	0	0	0					
<b>35 Lyle Overbay, L</b> OBP: 0.367, SLG: 0.388	G4-3			1B				SF7		3	0	1	1	0	1	0					
<b>20 Rod Barajas, R</b> OBP: 0.359, SLG: 0.496	E8			F8		1B BB 1B		P6		4	1	1	0	0	0	1					
<b>35 Brad Wilkerson, L</b> OBP: 0.328, SLG: 0.352	G4-3			F8		BB 1B 1B		2B		4	0	2	0	0	0	2					
<b>David Eckstein, R</b> OBP: 0.351, SLG: 0.359				G5-3		G6-3		K		4	0	1	0	0	1	2					
<b>1 Joe Inglett, L</b> OBP: 0.365, SLG: 0.413	F9			F9		G3		K		3	0	0	0	0	1	3					
<b>Inning Stats</b>	R: 0 H: 0 K: 0 S: 5	H: 0 LOB: 1 BB: 1 P: 11	R: 0 H: 0 K: 0 S: 8	H: 0 LOB: 0 BB: 0 P: 14	R: 0 H: 0 K: 0 S: 5	H: 0 LOB: 0 BB: 0 P: 6	R: 0 H: 0 K: 0 S: 4	H: 0 LOB: 0 BB: 1 P: 9	R: 0 H: 1 K: 0 S: 9	H: 1 LOB: 0 BB: 0 P: 10	R: 0 H: 0 K: 0 S: 7	H: 0 LOB: 0 BB: 0 P: 13	R: 0 H: 0 K: 1 S: 6	H: 0 LOB: 0 BB: 0 P: 8	R: 1 H: 3 K: 2 S: 15	H: 3 LOB: 3 BB: 1 P: 27	R: 1 H: 2 K: 0 S: 12	H: 2 LOB: 1 BB: 0 P: 20	1B: 4 2B: 1 3B: 1 HR: 0	SF: 1 SAC: 0 DP: 2 HBP: 0	WP: 0 PA: 35 PB: 0 SB: 0 CS: 0
<b>PITCHER</b>	IP WLS BF H R ER SO BB IBB HBP BLK WP HR S P ERA WHIP																				
<b>Jason Marquis, R</b> ERA: 4.24	7.0 W 26 4 4 1 1 2 0 0 0 0 0 49 78 1.29 0.857																				
<b>49 Carlos Marmol, R</b> ERA: 2.14	1.0 4 0 0 0 2 1 0 0 0 0 0 0 10 20 0.00 1.000																				
<b>Bob Howry, R</b> ERA: 5.08	1.0 5 2 1 1 1 0 0 0 0 0 0 0 12 20 9.00 2.000																				

AB	40
R	6
H	11
RBI	5
BB	2
SO	6
LOB	19










Batter	1	2	3	4	5	6	7	8	9	AB	R	H	RBI	BB	SO	LOB	TOP										
15 Alex Rios, R OBP: 0.327, SLG: 0.371			G4-3		K		K			4	0	0	0	0	3	4	<b>Toronto Blue Jays @ Milwaukee Brewers</b> Miller Park, Milwaukee, WI Tue Jun 17 2008, 7:05 PM CDT Att: 37,065 - Clear - 76 F										
19 Marco Scutaro, R OBP: 0.345, SLG: 0.325			G3		P4			L8		3	0	0	0	1	0	2											
33 Scott Rolen, R OBP: 0.367, SLG: 0.435	L4		K		L8			K		4	0	0	0	0	2	1											
10 Vernon Wells, R OBP: 0.328, SLG: 0.443	F9				G6-3			P4		4	0	1	0	0	0	1											
36 Kevin Mench, R OBP: 0.306, SLG: 0.333		K2-3			F8			L8		4	0	0	0	0	1	1											
20 Rod Barajas, R OBP: 0.347, SLG: 0.474	F9		G5-4-3					K		4	0	1	0	0	1	1											
35 Lyle Overbay, L OBP: 0.369, SLG: 0.387					L3			P4		3	0	1	0	1	0	0											
David Eckstein, R OBP: 0.356, SLG: 0.357					L6					1	0	0	0	2	0	2											
29 Dustin McGowan, R 35 Brad Wilkerson, L 40 Brian Wolfe, R 1 Joe Inglett, L 39 Jesse Carlson, L 54 Jason Frasor, R			G4-3							1	0	0	0	0	0	2											
<b>Inning Stats</b>	R: 0 H: 0 E: 0 K: 1 S: 11	H: 0 LOB: 1 BB: 1 P: 19	R: 0 H: 0 E: 0 K: 1 S: 11	H: 0 LOB: 2 BB: 2 P: 24	R: 0 H: 0 E: 0 K: 1 S: 10	H: 0 LOB: 0 BB: 0 P: 15	R: 0 H: 1 E: 0 K: 0 S: 7	H: 1 LOB: 0 BB: 0 P: 10	R: 0 H: 1 E: 0 K: 1 S: 9	H: 1 LOB: 2 BB: 1 P: 15	R: 0 H: 0 E: 0 K: 0 S: 5	H: 0 LOB: 0 BB: 0 P: 9	R: 0 H: 2 E: 0 K: 1 S: 12	H: 2 LOB: 2 BB: 0 P: 16	R: 0 H: 0 E: 0 K: 1 S: 7	H: 0 LOB: 0 BB: 0 P: 10		R: 0 H: 0 E: 0 K: 1 S: 9	H: 0 LOB: 0 BB: 0 P: 13	1B: 4 2B: 0 3B: 0 HR: 0	SF: 0 SAC: 0 DP: 1 HBP: 0	WP: 0 PB: 0 SB: 0 CS: 0	PA: 34				
<b>PITCHER</b>	IP	WLS	BF	H	R	ER	SO	BB	IBB	HBP	BLK	WP	HR	S	P	ERA	WHIP										
26 Manny Parra, L ERA: 4.22	7.0	W	28	4	0	0	5	4	0	0	0	0	0	65	108	0.00	1.143										
45 Mark DiFelice, R ERA: 4.35	2.0		6	0	0	0	2	0	0	0	0	0	0	16	23	0.00	0.000										

AB	30
R	0
H	4
RBI	0
BB	4
SO	7
LOB	16



Batter	1	2	3	4	5	6	7	8	9	AB	R	H	RBI	BB	SO	LOB	BOTTOM											
Craig Counsell, L OBP: 0.310, SLG: 0.353	F8		HR		G4-6-3			F9		4	1	1	1	0	0	1	<b>Toronto Blue Jays @ Milwaukee Brewers</b> Miller Park, Milwaukee, WI Tue Jun 17 2008, 7:05 PM CDT Att: 37,065 - Clear - 76 F											
27 Joe Dillon, R OBP: 0.403, SLG: 0.327	F9		K				K		3	1	0	0	1	2	0													
8 Ryan Braun, R OBP: 0.322, SLG: 0.586	G6-3				14 HR		HR		4	3	3	3	0	0	0													
28 Prince Fielder, L OBP: 0.373, SLG: 0.486					K		G1-3		4	1	1	1	0	1	1													
1 Corey Hart, R OBP: 0.326, SLG: 0.481					P6		G2-3		3	0	0	0	0	0	1													
14 Russell Branyan, L OBP: 0.403, SLG: 0.804 45 Mark DiFelice, R					HR		K		3	1	1	2	0	2	0													
25 Mike Cameron, R OBP: 0.295, SLG: 0.461					F9		G5-3		3	0	0	0	0	0	0													
18 Jason Kendall, R OBP: 0.326, SLG: 0.347					K		G3-1		3	0	0	0	0	1	0													
26 Manny Parra, L OBP: 0.241, SLG: 0.286 2 Bill Hall, R					K2-3		G4-6-3		2	0	1	0	0	1	0													
<b>Inning Stats</b>	R: 0 H: 0 E: 0 K: 0 S: 6	H: 1 LOB: 0 BB: 0 P: 9	R: 1 H: 1 E: 0 K: 1 S: 9	H: 1 LOB: 0 BB: 0 P: 11	R: 1 H: 1 E: 0 K: 3 S: 19	H: 1 LOB: 0 BB: 0 P: 29	R: 2 H: 2 E: 0 K: 1 S: 15	H: 2 LOB: 0 BB: 0 P: 24	R: 0 H: 1 E: 0 K: 0 S: 7	H: 1 LOB: 0 BB: 0 P: 10	R: 1 H: 1 E: 0 K: 1 S: 10	H: 1 LOB: 0 BB: 0 P: 12	R: 0 H: 0 E: 0 K: 1 S: 15	H: 0 LOB: 0 BB: 0 P: 19	R: 2 H: 1 E: 0 K: 1 S: 12	H: 1 LOB: 0 BB: 1 P: 20		1B: 1 2B: 1 3B: 0 HR: 5	SF: 0 SAC: 0 DP: 1 HBP: 0	WP: 0 PB: 0 SB: 0 CS: 0	PA: 31							
<b>PITCHER</b>	IP	WLS	BF	H	R	ER	SO	BB	IBB	HBP	BLK	WP	HR	S	P	ERA	WHIP											
29 Dustin McGowan, R ERA: 4.15	4.0	L	16	4	4	4	4	0	0	0	0	0	0	3	49	73	9.00	1.000										
40 Brian Wolfe, R ERA: 3.29	2.0		7	2	1	1	1	0	0	0	0	0	1	17	22	4.50	1.000											
39 Jesse Carlson, L ERA: 1.8	1.0		3	0	0	0	1	0	0	0	0	0	0	15	19	0.00	0.000											
54 Jason Frasor, R ERA: 3.91	1.0		5	1	2	2	1	1	0	0	0	0	1	12	20	18.00	2.000											

AB	30
R	7
H	7
RBI	7
BB	1
SO	8
LOB	3










Batter	1	2	3	4	5	6	7	8	9	AB	R	H	RBI	BB	SO	LOB	TOP									
19 Marco Scutaro, R 56 Brian Tallet, L 35 Brad Wilkerson, L 52 B.J. Ryan, L 20 Rod Barajas, R 6 John McDonald, R	(1, 4) B SI 90 B SI 89 C SI 90 X SI 90 2-1 P3			B CU 69 F SI 89 F CU 89 F SI 89 F CH 82 F CH 83 X SI 90 3-2 F7	X FC 83 0-0 G4-3		F FF 87 B SI 89 B SI 82 B SI 82 C SI 90 X CU 71 2-3 K	B SI 94 B SI 94 B SI 94 B SI 94 X SI 94 2-2 1B	3 0 0 0 0 0 1 0 0 0 0 0 0 0 1 0 0 0 0 0 1 2 0 0 0 0 0 0 0 0 1 0 1 0 0 0 0 0 0 0 0 0 0 0 0 0																	
Matt Stairs, L OBP: 0.327, SLG: 0.408	(1, 7) B SI 90 B SI 90 S FF 88 C SI 84 X SI 89 2-2 F9		B CU 70 C SI 82 C SI 82 X SI 90 2-1 G1-3		F FF 86 B SI 81 B SI 88 F SI 82 F SI 82 X SI 89 2-2 F8			5 1 1 0 0 1 1																		
33 Scott Rolen, R OBP: 0.361, SLG: 0.425	(1, 5) C SI 90 X CU 72 0-1 F7		X CU 71 0-0 F7		F SI 90 F SI 82 F SI 89 X SI 89 1-2 F8			4 0 0 0 0 0 1																		
10 Vernon Wells, R OBP: 0.328, SLG: 0.443	(1, 8)	B SI 89 B CH 82 F CH 81 X CU 70 2-2 F8		X CH 84 0-0 G6-3		B CH 83 B SI 89 F SI 82 X SI 91 1-2 P5		B SI 94 B SI 94 X SI 90 1-1 G5-3	4 0 0 0 0 0 1																	
35 Lyle Overbay, L OBP: 0.372, SLG: 0.407	(1, 3)	C SI 89 B SI 82 B SI 82 F SI 86 F SI 86 X SI 89 3-2 G1-3		B SI 89 B SI 82 B SI 86 X SI 89 3-1 F7		B CH 82 X FF 87 1-0 15 1B		C SI 94 B SI 94 B SI 94 X SI 94 2-1 HR	4 2 2 2 0 0 0																	
15 Alex Rios, R OBP: 0.328, SLG: 0.372	(1, 9)	F SI 89 B SI 90 X SI 90 1-1 P4		B SI 90 C CH 84 X SI 91 1-1 G5-3		C FC 81 F SI 83 X CU 70 0-2 G3 HBP		B SI 89 B SI 94 B SI 94 X SI 94 3-1 BB 1 HR	4 1 2 1 0 0 0																	
Gregg Zaun, S OBP: 0.368, SLG: 0.414	(1, 2)	B SI 88 B SI 88 C SI 83 C SI 83 S SI 83 2-3 K		C SI 89 B CU 70 B SI 82 B SI 89 S SI 89 X SI 89 4-2 FC4-6 BB		B SI 88 B SI 88 B SI 89 X SI 89 2-2 FC4-6 1 FC6-4		B SI 88 B SI 88 B SI 89 X SI 89 4-1 BB 1 HR BB	2 1 0 0 2 1 1																	
David Eckstein, R OBP: 0.361, SLG: 0.358	(1, 6)	C SI 89 X SI 90 0-1 G3-1		B SI 88 B SI 89 X SI 89 1-2 FC6-4		C SI 88 B SI 88 B SI 89 X SI 89 2-2 1 HR BB		B SI 88 B SI 88 B SI 89 X SI 89 4-1 1 HR BB	2 1 0 0 1 0 1																	
A.J. Burnett, R 1 Joe Inglett, L	(1, 1) (6, PH) (6, 4)	C SI 89 B CU 70 X SI 82 1-2 G4-3		B SI 88 B SI 89 X SI 89 1-0 FC6-4		C SI 88 B SI 88 B SI 89 X SI 89 0-2 G3		B SI 88 B SI 88 B SI 89 X SI 89 3-2 HR	1 0 0 0 0 0 0 3 1 1 4 0 0 3																	
Inning Stats	R: 0 E: 0 K: 0 S: 8	H: 0 LOB: 0 BB: 0 P: 12	R: 0 E: 0 K: 0 S: 9	H: 0 LOB: 0 BB: 0 P: 15	R: 0 E: 0 K: 1 S: 8	H: 0 LOB: 0 BB: 0 P: 11	R: 0 E: 0 K: 0 S: 7	H: 0 LOB: 0 BB: 0 P: 12	R: 0 E: 0 K: 0 S: 5	H: 0 LOB: 0 BB: 0 P: 9	R: 0 E: 0 K: 0 S: 7	H: 0 LOB: 0 BB: 0 P: 14	R: 0 E: 0 K: 0 S: 10	H: 0 LOB: 0 BB: 0 P: 14	R: 1 E: 0 K: 1 S: 14	H: 2 LOB: 2 BB: 2 P: 19	R: 6 E: 0 K: 1 S: 23	H: 5 LOB: 1 BB: 2 P: 45	1B: 4 2B: 0 3B: 1 HR: 2	SF: 0 SAC: 0 DP: 0 HBP: 1	WP: 0 PB: 0 SB: 0 CS: 0	PA: 38				
PITCHER	IP	WLS	BF	H	R	ER	SO	BB	IBB	HBP	BLK	WP	HR	S	P	ERA	WHIP									
31 Dave Bush, R ERA: 5.26	(1, 1)	8.0	W	28	2	1	1	2	1	0	1	0	0	0	68	106	1.12	0.375								
48 Tim Lillard, R ERA: 5.4	(9, 1)	0.2		6	3	4	4	0	1	0	0	0	1	10	21	54.00	6.000									
54 David Riske, R ERA: 5.57	(9, 1)	0.0		2	1	2	2	0	1	0	0	0	1	6	13	∞	∞									
Salomon Torres, R ERA: 2.36	(9, 1)	0.1	S	2	1	0	0	1	0	0	0	0	0	7	11	0.00	3.000									

**Toronto Blue Jays @ Milwaukee Brewers**  
Miller Park, Milwaukee, WI  
Thu Jun 19 2008, 1:05 PM CDT  
Att: 35,173 - Partly Cloudy - 73 F

AB 34  
R 7  
H 7  
RBI 7  
BB 3  
SO 3  
LOB 11



Batter	1	2	3	4	5	6	7	8	9	AB	R	H	RBI	BB	SO	LOB	BOTTOM								
Craig Counsell, L OBP: 0.325, SLG: 0.355	(1, 4) C FF 93 X FF 94 0-1 P6	D CH 87 B FF 96 C FF 96 C KC 80 T FF 94 B FF 96 4-2 2B BB		B FF 93 B FF 93 B FF 94 C SI 93 C SI 93 X SI 94 3-3 K		B SI 90 B SI 88 B SI 90 B SI 90 4-0 7 G5-4-3 BB		C FC 89 B SI 94 B SI 90 X SI 94 2-2 F7	3 0 0 0 2 1 0																
7 J.J. Hardy, R OBP: 0.322, SLG: 0.352	(1, 6) B FF 94 C SI 94 X KC 81 1-1 G6-3	B FF 96 X SI 96 1-0 1-3 2-H 2B		C CH 86 X FF 96 0-1 F8		C FF 91 F CH 83 X SI 88 0-2 G5-4-3		C FC 90 C FC 89 B SI 86 B SI 86 X SI 90 2-2 G4-3	5 0 1 1 0 0 1																
8 Ryan Braun, R OBP: 0.320, SLG: 0.575	(1, 7) C KC 92 F FF 95 X KC 82 0-2 1 2B 1B	C SI 96 F SI 85 C KC 82 0-3 K2-3		B FF 96 C CH 86 C FF 96 S KC 82 1-3 K		B CH 82 B SI 89 B SI 88 B SI 90 4-0 BB		C FC 86 B SI 83 B SI 83 X FC 89 2-2 G4-3	3 1 1 0 1 2 2 1 0 0 0 0 0 0																
28 Prince Fielder, L OBP: 0.373, SLG: 0.492	(1, 3) SAFE X SI 96 0-0 1 2B 1B		C FF 97 B KC 81 C KC 82 F KC 82 B KC 80 B KC 81 4-2 1 HR BB		X KC 79 0-0 F8		X SI 84 0-0 F8	3 3 2 1 1 0 1																	
1 Corey Hart, R OBP: 0.334, SLG: 0.491	(1, 9) S FF 94 B FF 94 X SI 96 0-2 1-H 2-H 2B		B FF 96 B FF 96 B FF 96 B KC 82 4-2 14 HR BB		C FC 94 B KC 79 B KC 79 B SI 94 S CH 88 2-3 K		F SI 90 X CH 81 1-1 18 E 1B	3 1 2 2 1 1 0																	
14 Russell Branyan, L OBP: 0.405, SLG: 0.855	(1, 5) B FF 96 S CH 88 S FF 96 B KC 80 S KC 81 2-3 K		B FF 96 B CH 88 S CH 86 C FF 96 T FF 96 X SI 95 3-2 33 FC5-4 BB		B SI 94 B CH 88 S CH 86 C FC 81 B CH 87 B FF 96 4-2 1-H 2-H HR		S SI 86 B FF 92 B SI 86 S SI 84 X SI 86 2-2 F8	3 1 1 3 1 1 2																	
33 Gabe Kapler, R OBP: 0.356, SLG: 0.532	(1, 8)	B FF 94 C FF 94 B KC 79 X FF 96 2-2 F8		B FF 96 X FF 94 1-0 G6-3		B FF 94 B CH 85 X SI 94 2-1 FC5-4 18 2B		C SI 91 B SI 88 S SI 88 S SI 88 1-3 K	4 1 0 0 0 1 2																
18 Jason Kendall, R OBP: 0.336, SLG: 0.359	(1, 2)	F FF 95 X SI 94 0-1 31 SH3 7 2B 1B		C FF 93 X SI 95 0-2 L4		B SI 94 1-0 1-H 2B		C SI 91 X SI 89 0-1 E5	4 1 2 1 0 0 1																
31 Dave Bush, R OBP: 0.111, SLG: 0.148	(1, 1)	X FF 93 0-0 SH3		D FF 93 S SI 94 X SI 93 1-2 G4-3		F SI 91 S SI 87 0-3 K			3 0 0 0 0 1 3 0																
48 Tim Lillard, R OBP: 1.000, SLG: 1.000	(9, 1)																								
54 David Riske, R	(9, 1)																								
Salomon Torres, R	(9, 1)																								
Inning Stats	R: 2 E: 0 K: 1 S: 14	H: 3 LOB: 1 BB: 0 P: 17	R: 1 E: 0 K: 1 S: 13	H: 2 LOB: 2 BB: 1 P: 20	R: 3 E: 0 K: 0 S: 16	H: 1 LOB: 0 BB: 2 P: 29	R: 0 E: 0 K: 2 S: 9	H: 0 LOB: 0 BB: 0 P: 13	R: 2 E: 0 K: 1 S: 12	H: 2 LOB: 1 BB: 1 P: 22	R: 0 E: 0 K: 0 S: 4	H: 0 LOB: 2 BB: 2 P: 12	R: 0 E: 1 K: 2 S: 13	H: 1 LOB: 2 BB: 0 P: 17	R: 0 E: 0 K: 0 S: 9	H: 0 LOB: 0 BB: 0 P: 15	1B: 4 2B: 3 3B: 0 HR: 2	SF: 0 SAC: 1 DP: 1 HBP: 0	WP: 0 PB: 0 SB: 0 CS: 0	PA: 39					
PITCHER	IP	WLS	BF	H	R	ER	SO	BB	IBB	HBP	BLK	WP	HR	S	P	ERA	WHIP								
A.J. Burnett, R ERA: 5.42	(1, 1)	5.0	L	27	8	8	5	4	0	0	0	0	0	17	29	0.00	1.500								
56 Brian Tallet, L ERA: 2.17	(6, 1)	2.0		9	1	0	0	2	2	0	0	0	0	9	15	0.00	0.000								
52 B.J. Ryan, L ERA: 2.74	(8, 1)	1.0		3	0	0	0	0	0	0	0	0	0	9	15	0.00	0.000								

**Toronto Blue Jays @ Milwaukee Brewers**  
Miller Park, Milwaukee, WI  
Thu Jun 19 2008, 1:05 PM CDT  
Att: 35,173 - Partly Cloudy - 73 F

AB 32  
R 8  
H 9  
RBI 8  
BB 6  
SO 7  
LOB 12





Batter	1	2	3	4	5	6	7	8	9	10	11	12	AB	R	H	RBI	BB	SO	LOB	TOP
19 Marco Scutaro, R OBP: 0.343, SLG: 0.317													4	0	0	0	1	0	2	
35 Lyle Overbay, L OBP: 0.371, SLG: 0.404 35 Brad Wilkerson, L OBP: 0.333, SLG: 0.349													4	0	1	0	0	0	1	
15 Alex Rios, R OBP: 0.329, SLG: 0.379													5	0	2	0	0	1	2	
10 Vernon Wells, R OBP: 0.325, SLG: 0.436													5	0	1	0	0	2	2	
33 Scott Rolen, R OBP: 0.357, SLG: 0.415													4	0	0	0	1	0	2	
20 Rod Barajas, R OBP: 0.353, SLG: 0.472													4	0	1	0	0	0	1	
36 Kevin Mench, R OBP: 0.279, SLG: 0.300													5	0	0	0	0	2	3	
6 John McDonald, R OBP: 0.256, SLG: 0.200													5	0	2	0	0	0	2	
32 Roy Halladay, R 37 Scott Downs, L Matt Stairs, L 40 Brian Wolfe, R 52 B.J. Ryan, L 1 Jose Bautista, R 39 Jesse Carlson, L 54 Jason Frasor, R													3	0	0	0	0	2	4	
<b>Inning Stats</b>	R: 0 E: 0 K: 11 S: 11	H: 1 LOB: 1 BB: 1 P: 19	R: 0 E: 0 K: 2 S: 12	H: 1 LOB: 2 BB: 0 P: 22	R: 0 E: 0 K: 1 S: 9	H: 1 LOB: 1 BB: 0 P: 10	R: 0 E: 0 K: 0 S: 6	H: 0 LOB: 0 BB: 0 P: 10	R: 0 E: 0 K: 0 S: 6	H: 1 LOB: 1 BB: 0 P: 11	R: 0 E: 0 K: 1 S: 8	H: 0 LOB: 0 BB: 0 P: 15	R: 0 E: 0 K: 0 S: 8	H: 0 LOB: 1 BB: 1 P: 13	R: 0 E: 0 K: 0 S: 6	H: 0 LOB: 1 BB: 1 P: 13	1B: 6 2B: 2 3B: 0 HR: 0	SF: 0 SAC: 1 DP: 2 HBP: 1	WP: 0 PB: 0 SB: 0 CS: 0	PA: 46
<b>PITCHER</b>	IP 7.0	WLS 28	BF 28	H 6	R 0	ER 0	SO 7	BB 1	IBB 0	HBP 0	BLK 0	WP 0	HR 0	S 64	P 97	ERA 0.00	WHIP 1.000			
57 Zach Duke, L ERA: 3.91	2.0	7	1	0	0	1	1	0	0	0	0	0	0	20	27	0.00	1.000			
Damaso Marte, L ERA: 3.22	1.0	4	1	0	0	2	0	0	0	0	0	0	0	11	17	0.00	1.000			
55 Matt Capps, R ERA: 2.8	2.0	W	7	0	0	0	1	1	0	0	0	0	0	17	28	0.00	0.500			
30 Tyler Yates, R ERA: 3.79																				

Toronto Blue Jays @ Pittsburgh Pirates  
PNC Park, Pittsburgh, PA  
Fri Jun 20 2008, 7:05 PM EDT  
Att. 28,962 - Partly Cloudy - 74 F

AB 41  
R 0  
H 8  
RBI 0  
BB 3  
SO 8  
LOB 20



Batter	1	2	3	4	5	6	7	8	9	10	11	12	AB	R	H	RBI	BB	SO	LOB	BOTTOM	
3 Nyjer Morgan, L OBP: 0.225, SLG: 0.167													5	0	0	0	0	1	4		
12 Freddy Sanchez, R OBP: 0.266, SLG: 0.316													5	0	2	0	0	1	1		
13 Nate McLouth, L OBP: 0.376, SLG: 0.552													5	0	0	0	0	3	2		
Jason Bay, R OBP: 0.582, SLG: 0.517													5	0	0	0	0	2	2		
25 Adam LaRoche, L OBP: 0.289, SLG: 0.360													5	0	1	0	0	1	1		
16 Doug Mientkiewicz, L OBP: 0.365, SLG: 0.331													4	1	3	0	1	1	0		
2 Jack Wilson, R OBP: 0.337, SLG: 0.330													4	0	2	0	0	0	1		
Raul Chavez, R OBP: 0.273, SLG: 0.294													3	0	1	0	2	1	2		
57 Zach Duke, L ERA: 3.91	2.0	6	0	0	0	2	0	0	0	0	0	0	0	12	19	0.00	0.000				
37 Scott Downs, L ERA: 1.39	1.0	4	1	0	0	2	0	0	0	0	0	0	0	7	12	0.00	0.000				
40 Brian Wolfe, R ERA: 3.07	1.0	3	0	0	0	2	0	0	0	0	0	0	0	7	12	0.00	0.000				
52 B.J. Ryan, L ERA: 2.63	0.0	L	2	2	1	0	0	0	0	0	0	0	0	8	10						
39 Jesse Carlson, L ERA: 1.8																					
<b>Inning Stats</b>	R: 0 E: 0 K: 1 S: 8	H: 0 LOB: 0 BB: 0 P: 13	R: 0 E: 0 K: 1 S: 10	H: 1 LOB: 1 BB: 0 P: 14	R: 0 E: 0 K: 2 S: 15	H: 1 LOB: 1 BB: 0 P: 15	R: 0 E: 0 K: 1 S: 9	H: 0 LOB: 0 BB: 0 P: 9	R: 0 E: 0 K: 0 S: 6	H: 1 LOB: 1 BB: 0 P: 18	R: 0 E: 0 K: 1 S: 10	H: 0 LOB: 0 BB: 0 P: 13	R: 0 E: 0 K: 0 S: 8	R: 0 E: 0 K: 0 S: 11	R: 0 E: 0 K: 0 S: 11	R: 0 E: 0 K: 0 S: 10	H: 2 LOB: 3 BB: 1 P: 16	1B: 8 2B: 2 3B: 0 HR: 0	SF: 0 SAC: 2 DP: 1 HBP: 0	WP: 0 PB: 0 SB: 0 CS: 0	PA: 45
<b>PITCHER</b>	IP 7.0	WLS 28	BF 28	H 6	R 0	ER 0	SO 7	BB 1	IBB 0	HBP 0	BLK 0	WP 0	HR 0	S 62	P 96	ERA 0.00	WHIP 1.000				
54 Jason Frasor, R ERA: 3.86	0.0	2	0	0	0	0	0	0	0	0	0	0	0	16	22	0.00	0.000				

Toronto Blue Jays @ Pittsburgh Pirates  
PNC Park, Pittsburgh, PA  
Fri Jun 20 2008, 7:05 PM EDT  
Att. 28,962 - Partly Cloudy - 74 F

AB 40  
R 1  
H 9  
RBI 0  
BB 3  
SO 13  
LOB 19









Batter	1	2	3	4	5	6	7	8	9	AB	R	H	RBI	BB	SO	LOB	TOP																	
19 Marco Scutaro, R OBP: 0.347, SLG: 0.316										3	3	1	0	2	0	2	<b>Toronto Blue Jays @ Pittsburgh Pirates</b> PNC Park, Pittsburgh, PA Sun Jun 22 2008, 1:35 PM EDT Att: 22,983 - Sunny - 77 F																	
1 Joe Inglett, L OBP: 0.373, SLG: 0.451										4	1	3	0	0	1	0																		
15 Alex Rios, R OBP: 0.329, SLG: 0.379										4	1	2	1	1	1	1																		
10 Vernon Wells, R OBP: 0.321, SLG: 0.431										3	0	0	2	0	0	3																		
35 Lyle Overbay, L OBP: 0.369, SLG: 0.406										5	1	2	2	0	0	3																		
33 Scott Rolen, R OBP: 0.370, SLG: 0.431										2	1	1	2	2	0	0																		
Gregg Zaun, S OBP: 0.360, SLG: 0.399										4	0	0	0	1	0	5																		
26 Adam Lind, L OBP: 0.208, SLG: 0.273										3	1	2	1	1	0	0																		
37 Scott Downs, L										0	0	0	0	0	0	0																		
David Eckstein, R OBP: 0.367, SLG: 0.358										0	0	0	0	1	0	0																		
52 B.J. Ryan, L										0	0	0	0	0	0	0																		
29 Dustin McGowan, R										2	0	0	0	0	1	1																		
54 Jason Frasor, R										0	0	0	0	0	0	0																		
39 Jesse Carlson, L										0	0	0	0	0	0	0																		
35 Brad Wilkerson, L OBP: 0.328, SLG: 0.343										2	0	0	0	0	2	2																		
<b>Inning Stats</b>	R: 2 E: 0 K: 0 S: 10	H: 2 LOB: 0 BB: 1 P: 20	R: 0 E: 0 K: 0 S: 12	H: 1 LOB: 2 BB: 1 P: 17	R: 0 E: 0 K: 1 S: 13	H: 2 LOB: 3 BB: 1 P: 22	R: 2 E: 0 K: 1 S: 22	H: 3 LOB: 2 BB: 1 P: 32	R: 0 E: 0 K: 0 S: 11	H: 0 LOB: 1 BB: 1 P: 19	R: 4 E: 0 K: 0 S: 16	H: 3 LOB: 0 BB: 0 P: 23	R: 0 E: 0 K: 1 S: 7	H: 0 LOB: 0 BB: 0 P: 8	R: 0 E: 0 K: 1 S: 8	H: 0 LOB: 0 BB: 0 P: 9	R: 0 E: 0 K: 1 S: 13	H: 0 LOB: 0 BB: 2 P: 24	1B: 7 2B: 2 3B: 0 HR: 2	SF: 2 SAC: 2 DP: 1 HBP: 1	WP: 1 PB: 0 SB: 0 CS: 0	PA: 45												
<b>PITCHER</b>	IP WLS BF H R ER SO BB IBB HBP BLK WP HR S P ERA WHIP																																	
45 Ian Snell, R ERA: 5.99	(1, 1)	4.0	23	8	4	4	2	4	0	0	0	1	1	57	91	9.00	3.000																	
48 T.J. Beam, R ERA: 6.75	(5, 1)	1.1	L	6	0	1	1	0	2	0	1	0	0	0	16	28	6.75	1.500																
52 Franquelis Osoria, R ERA: 5.72	(6, 1)	1.2		8	3	3	3	1	0	0	0	0	1	18	22	16.20	1.800																	
30 Tyler Yates, R ERA: 3.68	(8, 1)	1.0		3	0	0	0	1	0	0	0	0	0	8	9	0.00	0.000																	
17 Sean Burnett, L ERA: 6.5	(9, 1)	1.0		5	0	0	0	1	2	0	0	0	0	13	24	0.00	2.000																	

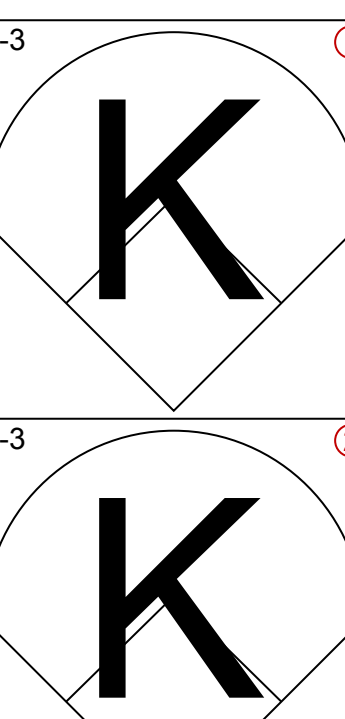
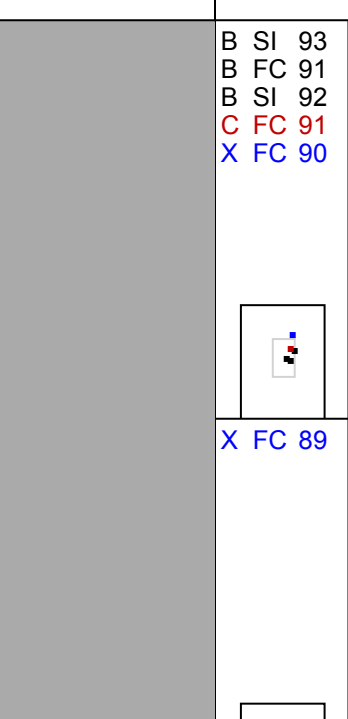
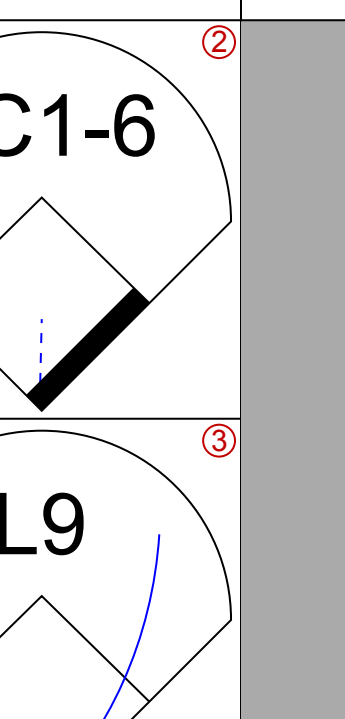
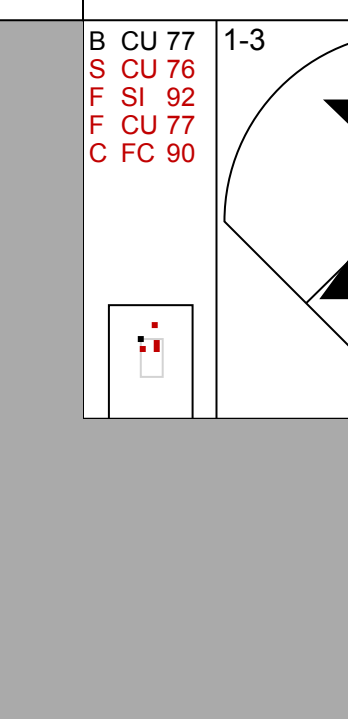
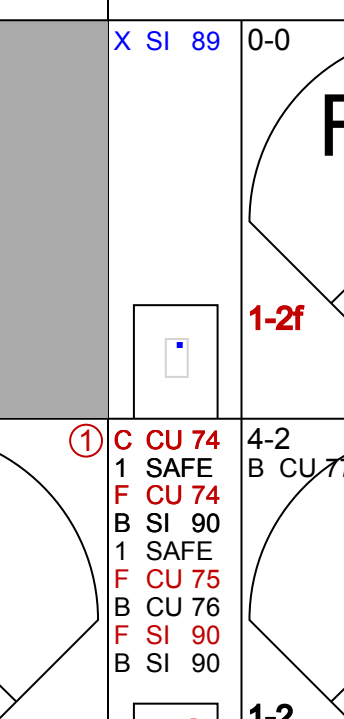
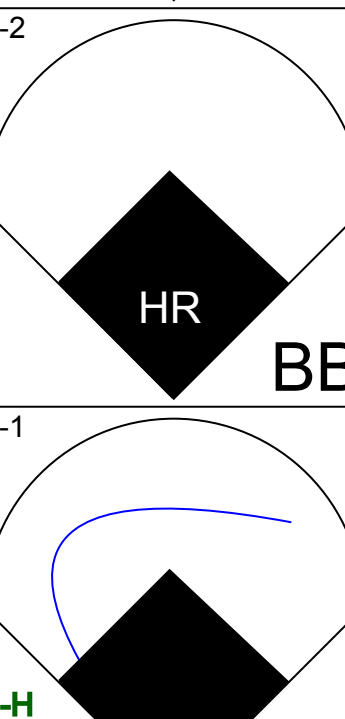
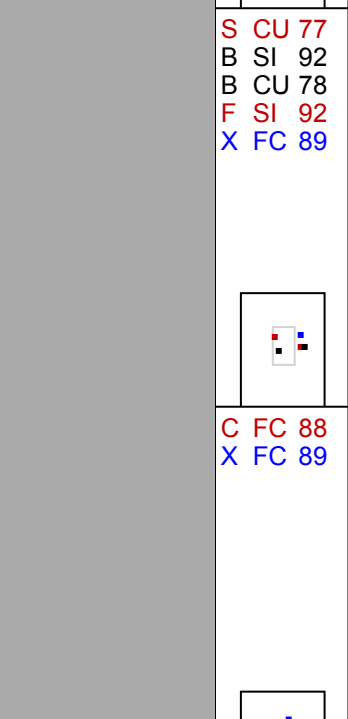
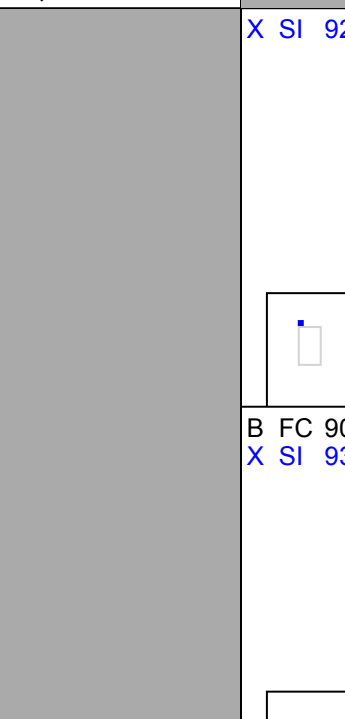
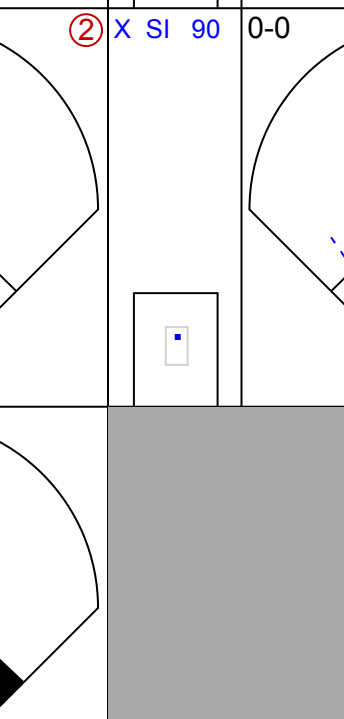
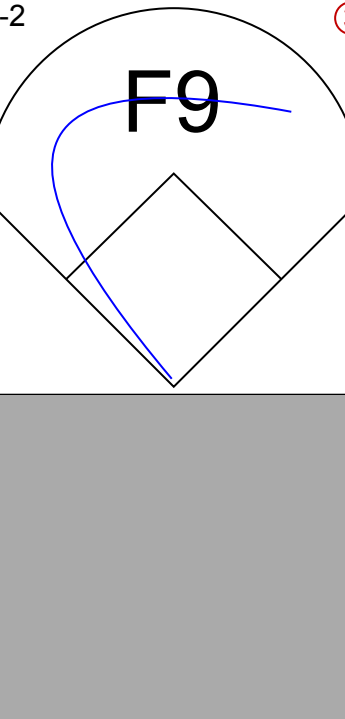
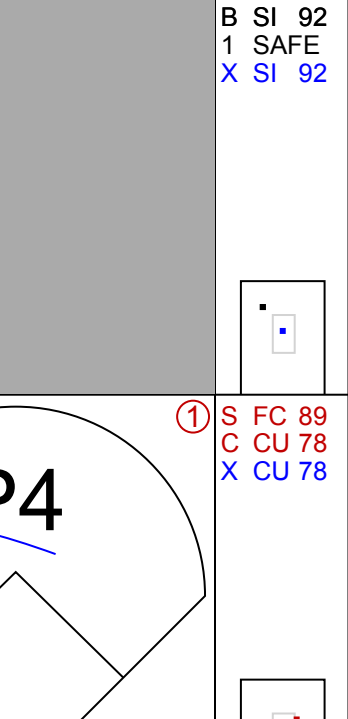
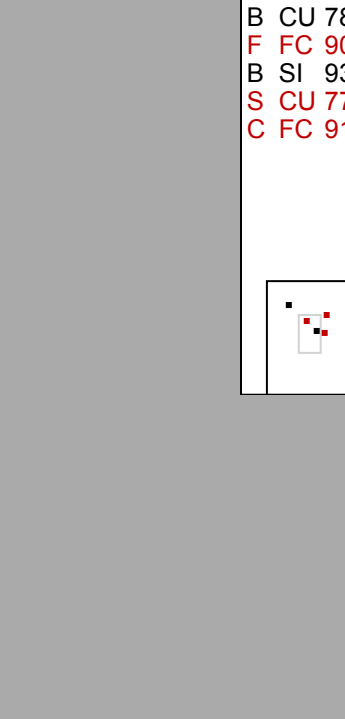
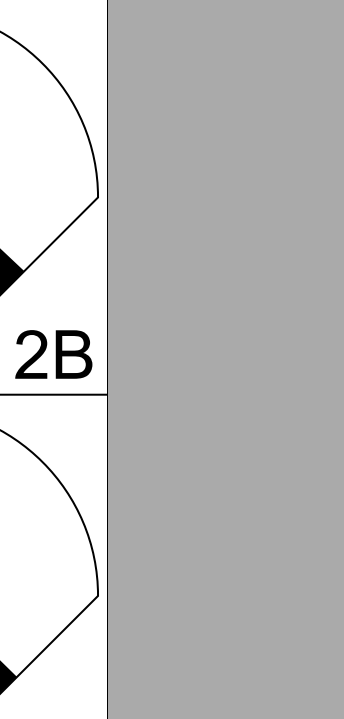

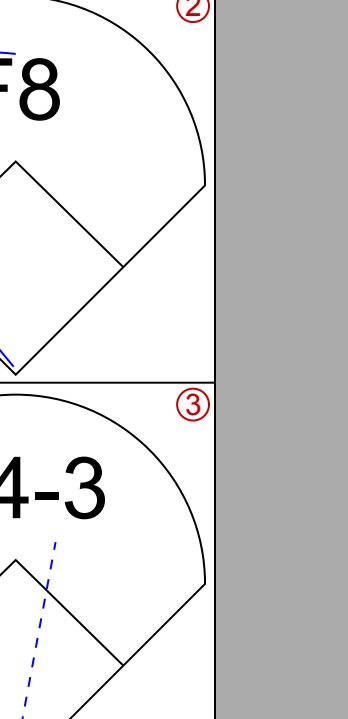
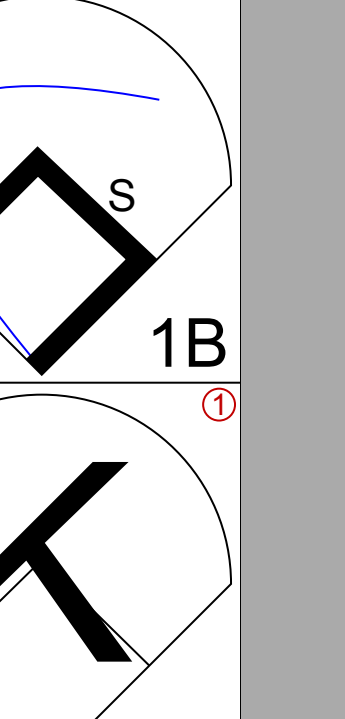
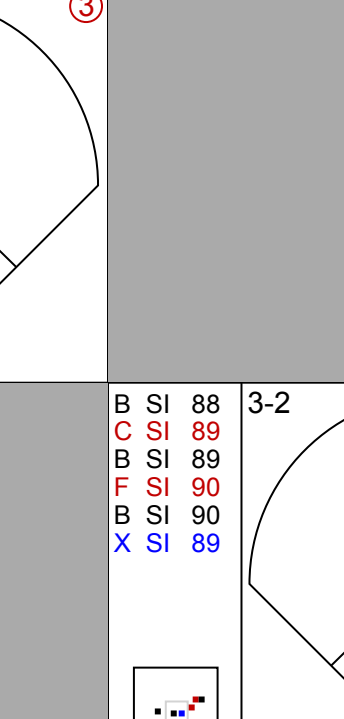
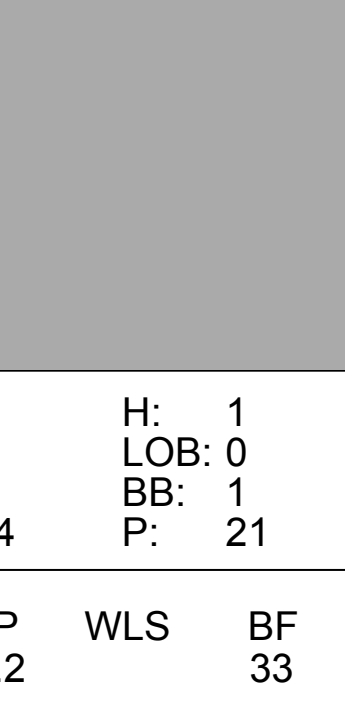
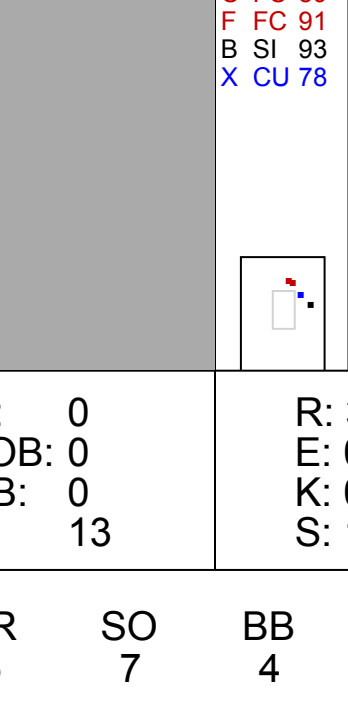
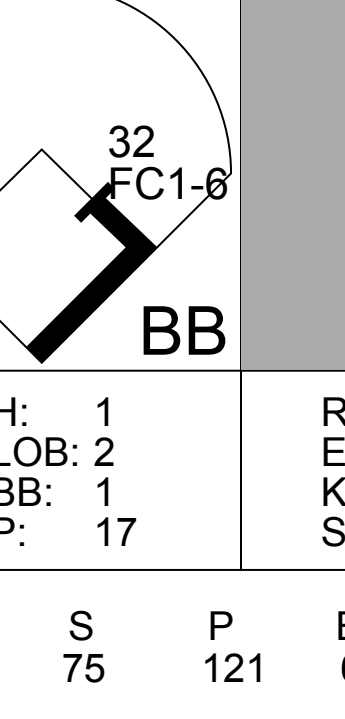
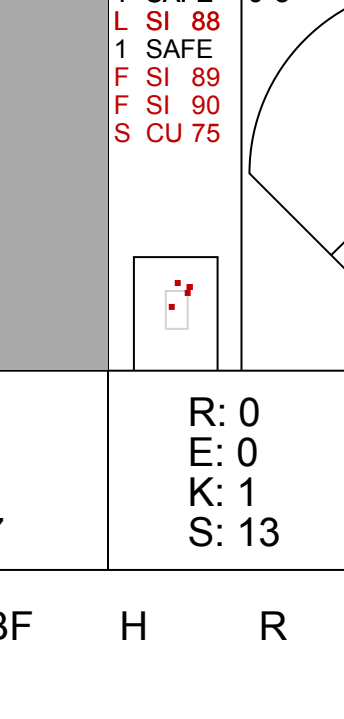
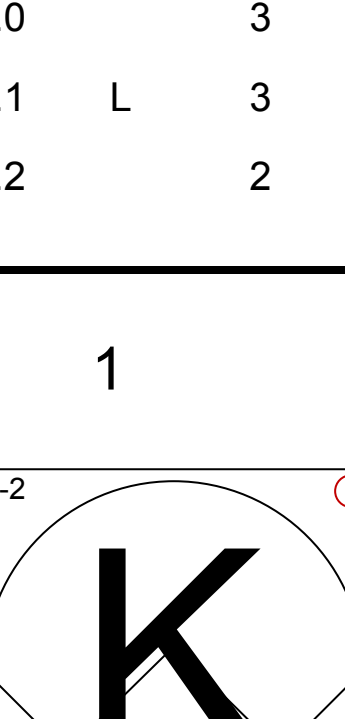
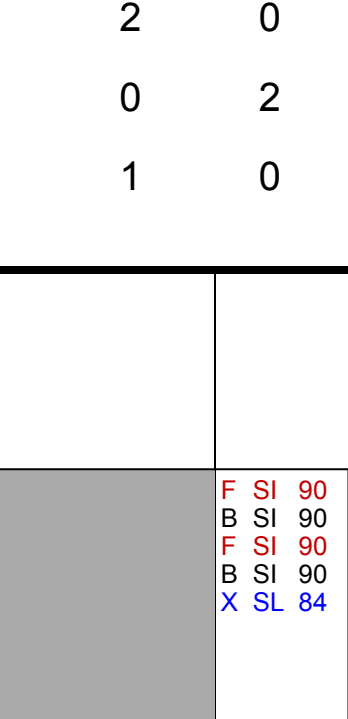

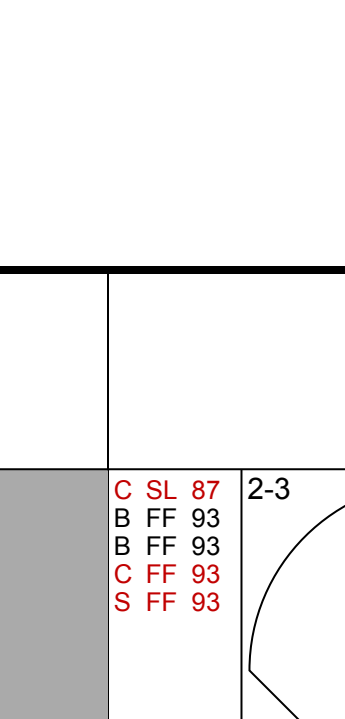
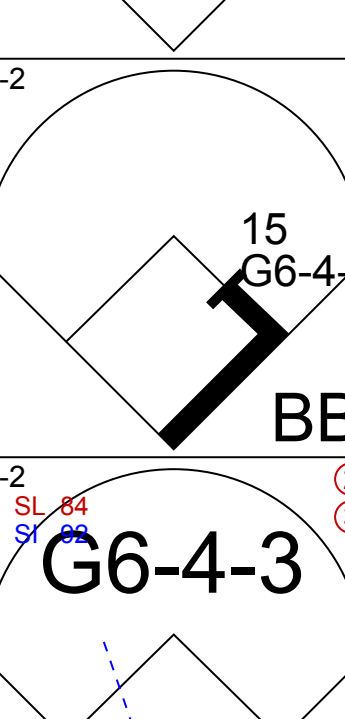
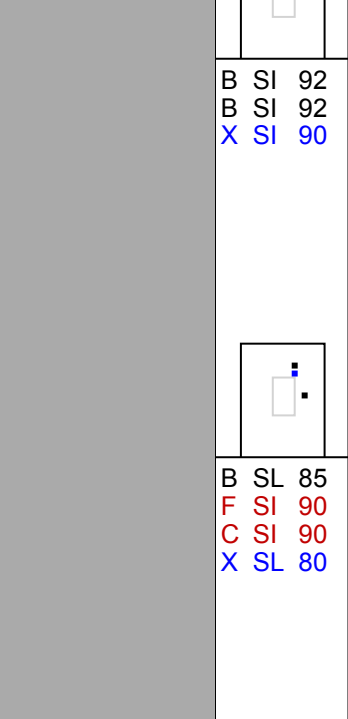
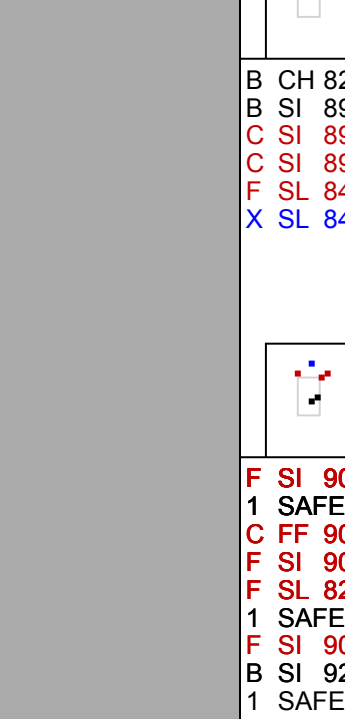
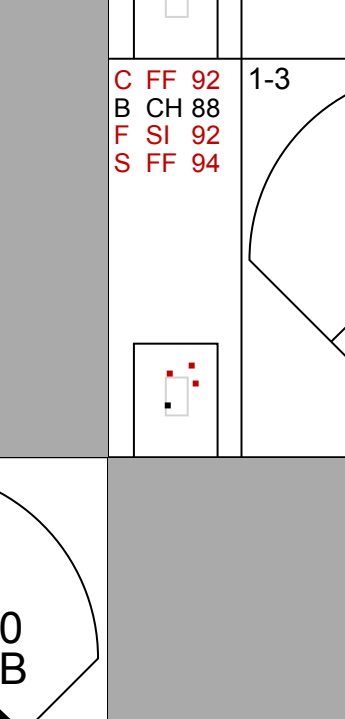

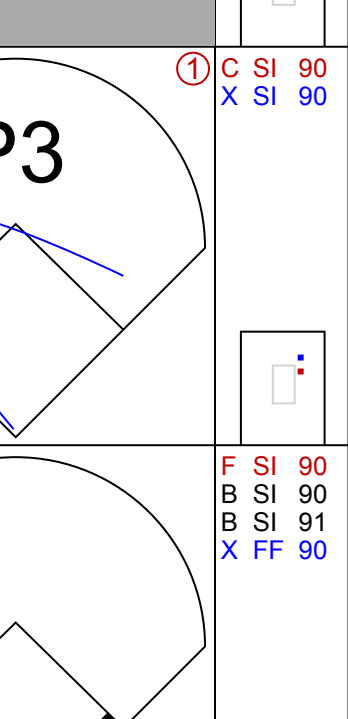
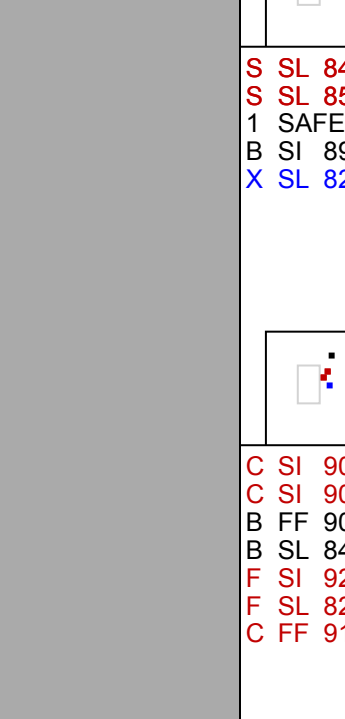
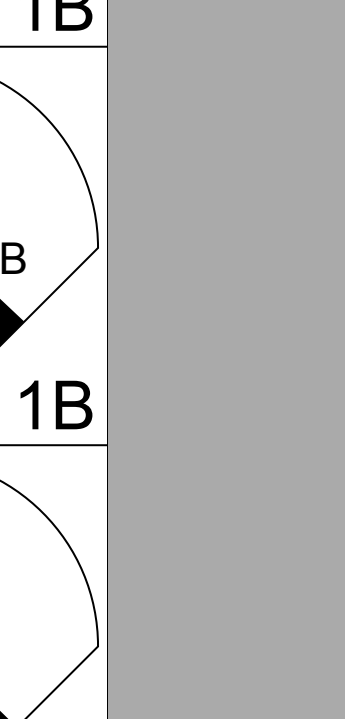

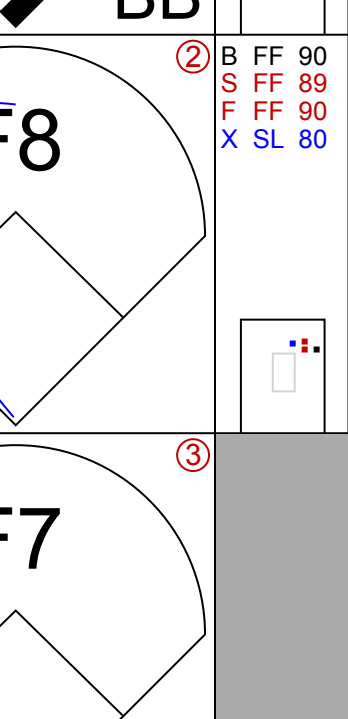

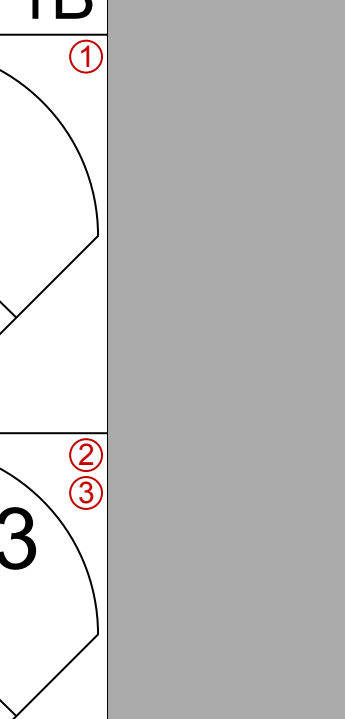
Batter	1	2	3	4	5	6	7	8	9	AB	R	H	RBI	BB	SO	LOB	BOTTOM																	
Luis Rivas, R OBP: 0.269, SLG: 0.373										5	0	0	1	0	1	3	<b>Toronto Blue Jays @ Pittsburgh Pirates</b> PNC Park, Pittsburgh, PA Sun Jun 22 2008, 1:35 PM EDT Att: 22,983 - Sunny - 77 F																	
2 Jack Wilson, R OBP: 0.327, SLG: 0.320									5	1	2	0	0	0	3																			
13 Nate McLouth, L OBP: 0.375, SLG: 0.546									5	0	2	0	0	1	2																			
Jason Bay, R OBP: 0.393, SLG: 0.524										3	1	1	1	1	0	1																		
25 Adam LaRoche, L OBP: 0.295, SLG: 0.354										4	1	1	0	0	0	3																		
Jason Michaels, R OBP: 0.288, SLG: 0.370										4	1	1	0	0	0	2																		
19 José Bautista, R OBP: 0.339, SLG: 0.433										3	0	1	2	0	0	2																		
52 Franquelis Osoria, R OBP: 0.400, SLG: 0.400										0	0	0	0	0	0	0																		
30 Tyler Yates, R										0	0	0	0	0	0	0																		
3 Nyjer Morgan, L OBP: 0.222, SLG: 0.162										1	0	0	0	0	0	0																		
17 Sean Burnett, L										0	0	0	0	0	0	0																		
Raul Chavez, R OBP: 0.274, SLG: 0.345									4	1	1	1	0	0	0	0																		
45 Ian Snell, R OBP: 0.185, SLG: 0.192										1	0	0	0	0	1	0																		
12 Freddy Sanchez, R OBP: 0.262, SLG: 0.311										1	0	0	0	0	0	2																		
48 T.J. Beam, R										0	0	0	0	0	0	0																		
Chris Gomez, R OBP: 0.339, SLG: 0.350										2	0	1	0	0	1	0																		
<b>Inning Stats</b>	R: 1 E: 1 K: 0 S: 9	H: 2 LOB: 1 BB: 0 P: 14	R: 0 E: 0 K: 0 S: 7	H: 0 LOB: 0 BB: 0 P: 9	R: 0 E: 0 K: 2 S: 13	H: 1 LOB: 1 BB: 0 P: 19	R: 3 E: 0 K: 0 S: 19	H: 5 LOB: 2 BB: 0 P: 27	R: 0 E: 0 K: 0 S: 7	H: 1 LOB: 2 BB: 1 P: 18	R: 1 E: 1 K: 0 S: 11	H: 1 LOB: 1 BB: 0 P: 17	R: 0 E: 0 K: 1 S: 7	H: 0 LOB: 0 BB: 0 P: 12	R: 0 E: 0 K: 1 S: 11	H: 0 LOB: 0 BB: 0 P: 16	R: 0 E: 0 K: 1 S: 7	H: 0 LOB: 0 BB: 0 P: 10	1B: 10 2B: 0 3B: 0 HR: 0	SF: 0 SAC: 0 DP: 0 HBP: 0	WP: 1 PB: 0 SB: 2 CS: 0	PA: 39												
<b>PITCHER</b>	IP WLS BF H R ER SO BB IBB HBP BLK WP HR S P ERA WHIP																																	
29 Dustin McGowan, R ERA: 4.21	(1, 1)	5.0	W	25	9	4	3	2	1	0	0	0	1	0	9	14	0.00	1.500																
54 Jason Frasor, R ERA: 3.75	(6, 1)	0.2		4	1	1	0	0	0	0	0	0	0	2	3	0.00	0.000																	
39 Jesse Carlson, L ERA: 1.78	(6, 1)	0.1	H	1	0	0	0	0	0	0	0	0	0	0	18	28	0.00	0.000																
37 Scott Downs, L ERA: 1.31	(7, 1)	2.0	H	6	0	0	0	1	0	0	0	0	0	0	18	28	0.00	0.000																
52 B.J. Ryan, L ERA: 2.22	(9, 1)	1.0	S	3	0	0	0	1	0	0	0	0	0	7	10	0.00	0.000																	

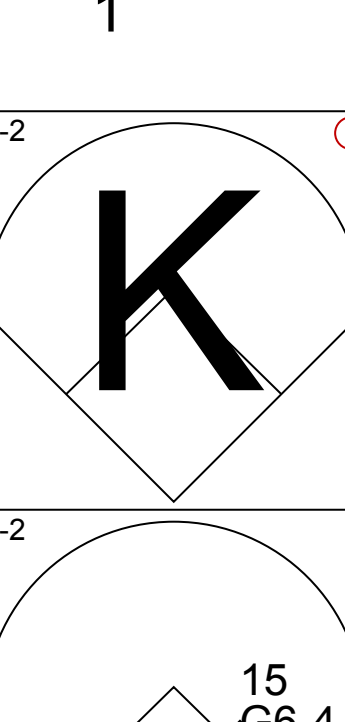
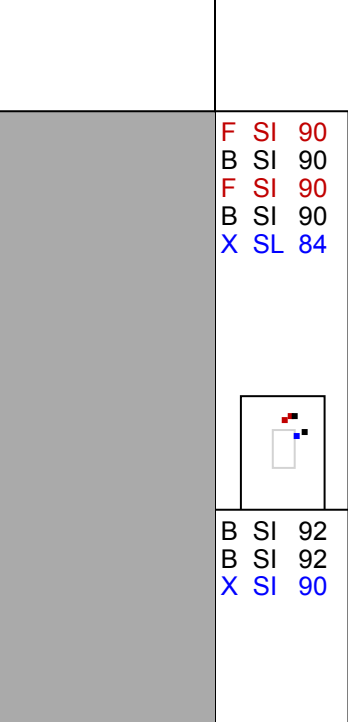
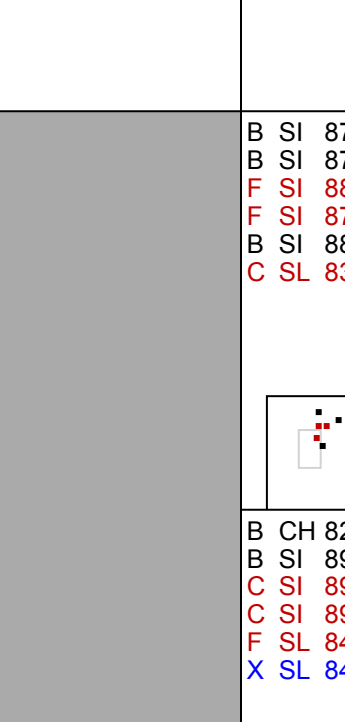
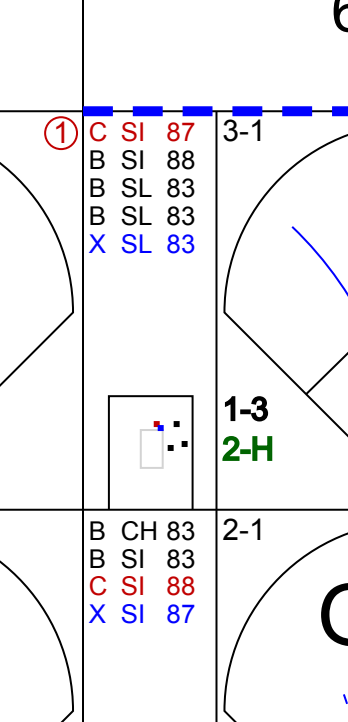
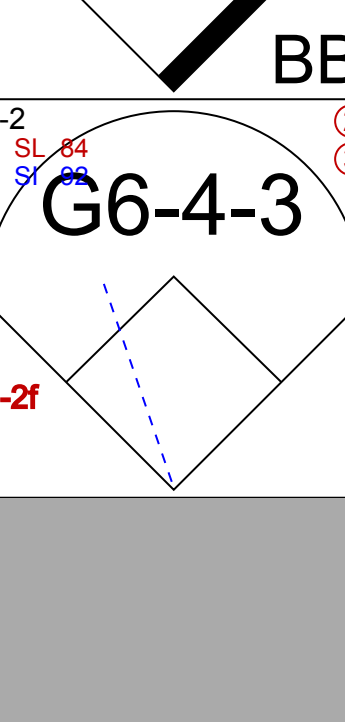
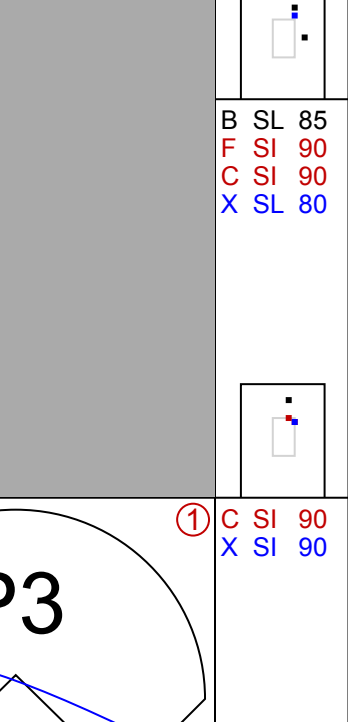
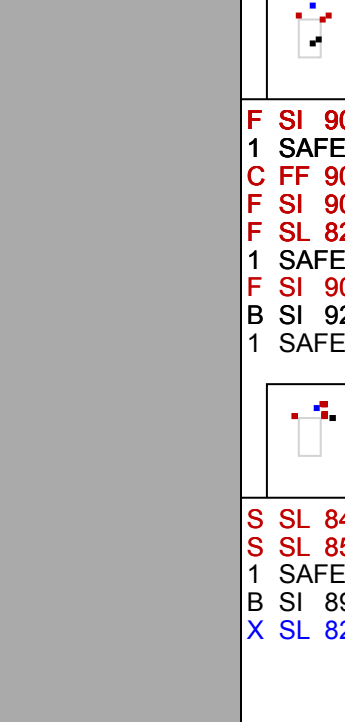
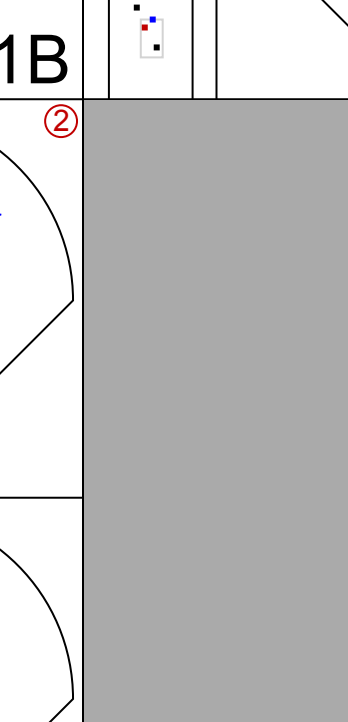

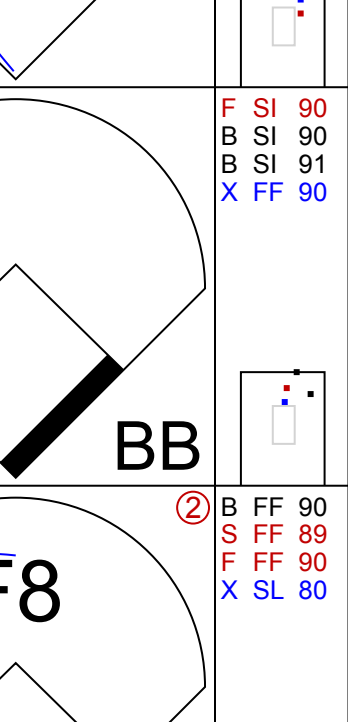
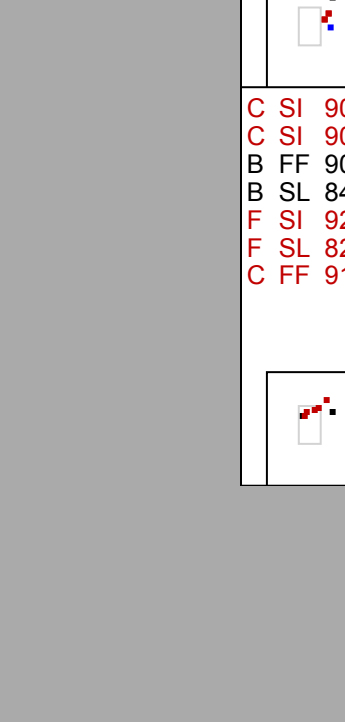
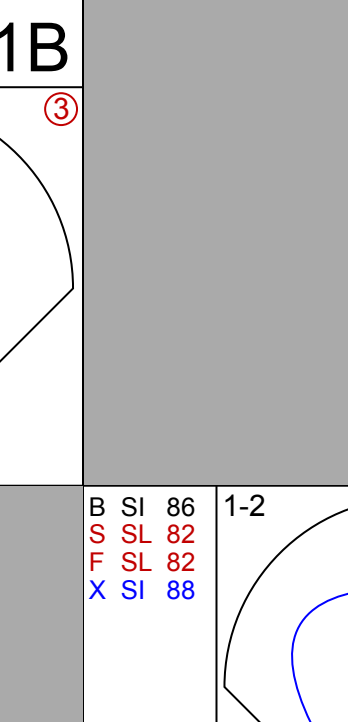
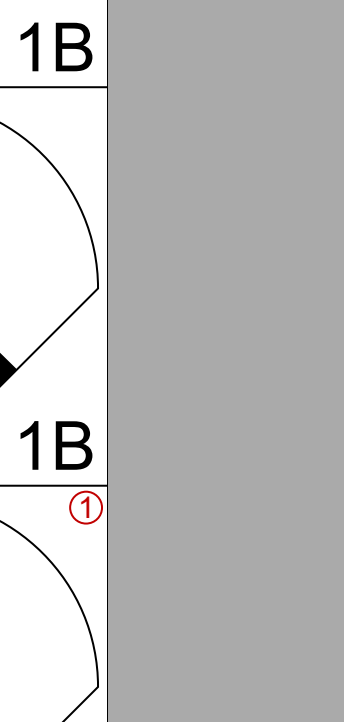

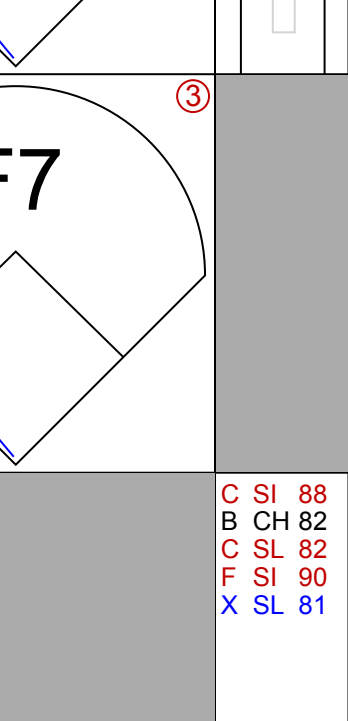
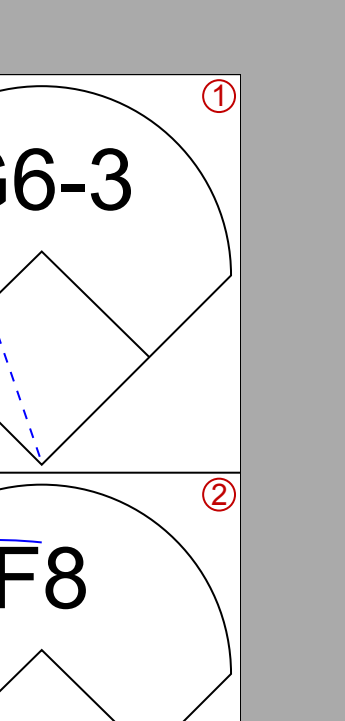
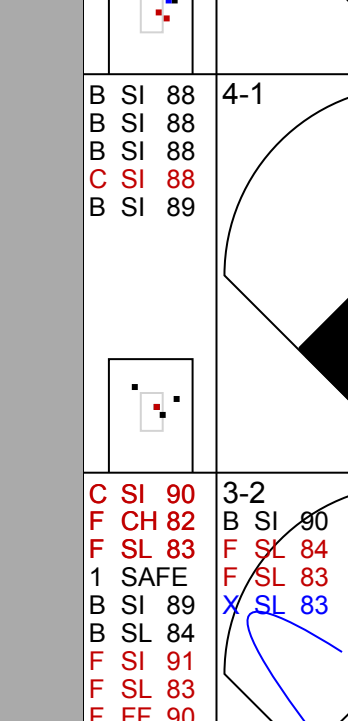
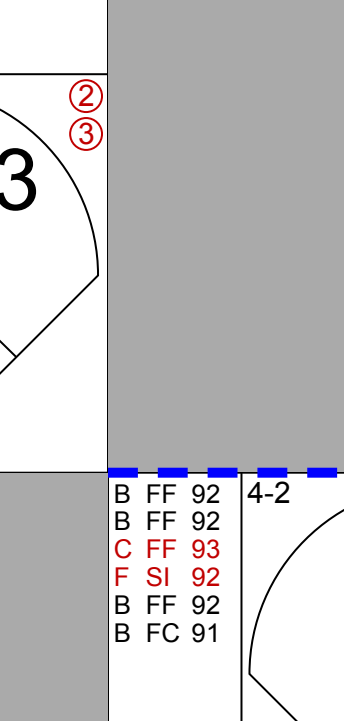
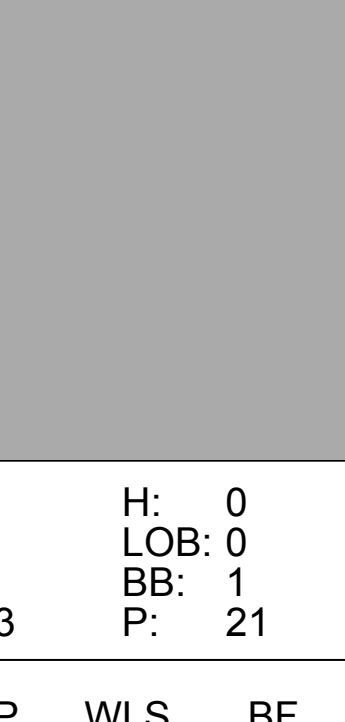
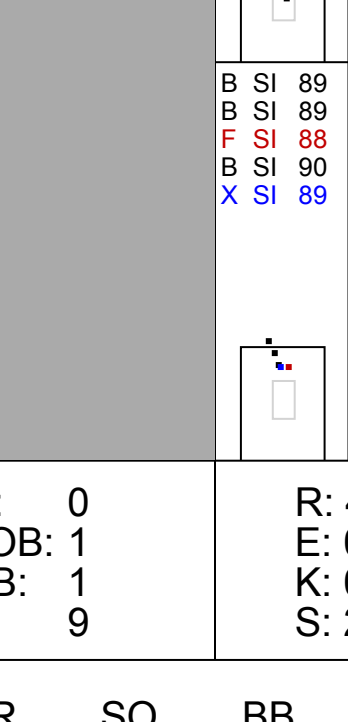
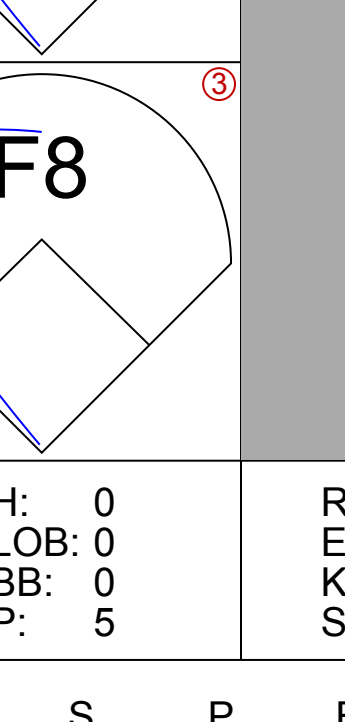
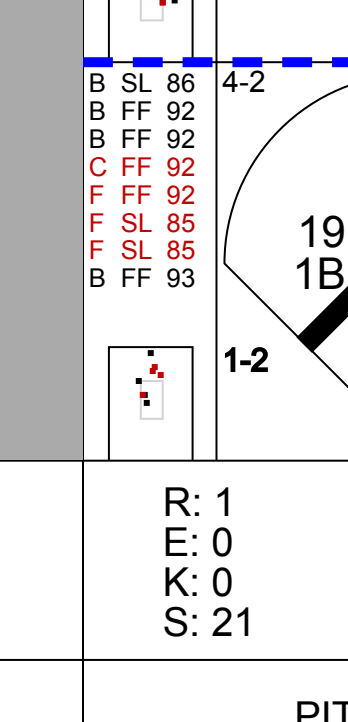
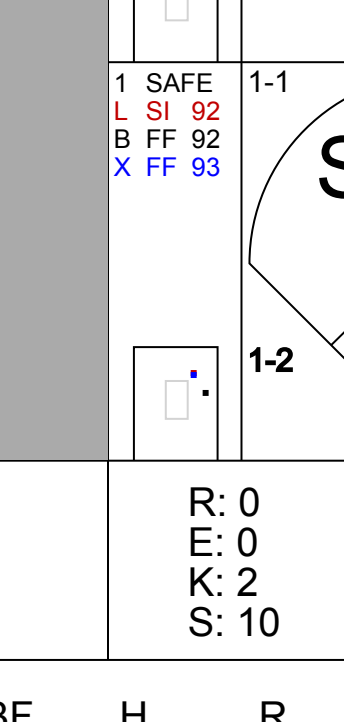
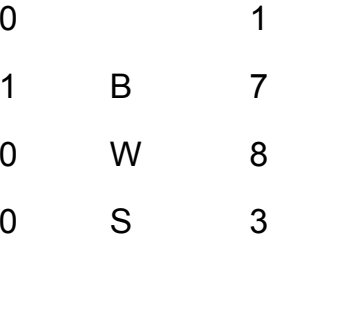






Batter	1	2	3	4	5	6	7	8	9	AB	R	H	RBI	BB	SO	LOB	TOP				
<b>30 Norris Hopper, R</b> OBP: 0.295, SLG: 0.225	G4-3		G5-3		L9			K		4	0	0	0	0	1	1	<b>Cincinnati Reds @ Toronto Blue Jays</b> Rogers Centre, Toronto, ON Tue Jun 24 2008, 7:07 PM EDT Att: 28,153 - Partly Cloudy - 73 F				
<b>Adam Dunn, L</b> OBP: 0.386, SLG: 0.494	G4-3		K			G5-3		BB		3	0	1	0	1	1	0					
<b>Ken Griffey Jr., L</b> OBP: 0.355, SLG: 0.395	F9				K		F7			4	0	0	0	0	2	2					
<b>4 Brandon Phillips, R</b> OBP: 0.323, SLG: 0.488		BB								4	1	2	0	0	0	2					
<b>19 Joey Votto, L</b> OBP: 0.355, SLG: 0.494		BB								3	0	0	0	1	1	2					
<b>Jeff Keppinger, R</b> OBP: 0.368, SLG: 0.435 <b>Javier Valentin, S</b> OBP: 0.267, SLG: 0.273		BB								2	0	0	0	1	0	1					
<b>32 Jay Bruce, L</b> OBP: 0.381, SLG: 0.466										1	0	0	0	0	0	0					
<b>7 Paul Janish, R</b> OBP: 0.257, SLG: 0.190										2	0	0	0	0	1	3					
<b>Paul Bako, L</b> OBP: 0.301, SLG: 0.379										3	0	0	0	0	2	2					
<b>Inning Stats</b>	R: 0 E: 0 K: 0 S: 5	H: 0 LOB: 0 BB: 0 P: 6	R: 1 E: 0 K: 0 S: 9	H: 1 LOB: 1 BB: 2 P: 19	R: 0 E: 0 K: 1 S: 7	H: 0 LOB: 0 BB: 0 P: 12	R: 0 E: 0 K: 1 S: 9	H: 1 LOB: 1 BB: 0 P: 15	R: 0 E: 0 K: 1 S: 8	H: 0 LOB: 1 BB: 0 P: 12	R: 0 E: 0 K: 2 S: 10	H: 1 LOB: 1 BB: 0 P: 16	R: 0 E: 0 K: 2 S: 16	H: 0 LOB: 1 BB: 1 P: 24	R: 0 E: 0 K: 1 S: 12	H: 0 LOB: 0 BB: 0 P: 17		1B: 3 2B: 1 3B: 0 HR: 0	SF: 1 SAC: 0 DP: 1 HBP: 1	WP: 0 PB: 0 SB: 1 CS: 0	PA: 34
<b>PITCHER</b>	IP	WLS	BF	H	R	ER	SO	BB	IBB	HBP	BLK	WP	HR	S	P	ERA	WHIP				
<b>A.J. Burnett, R</b> ERA: 5.07	8.0	W	31	4	1	1	7	3	0	1	0	0	0	69	111	1.12	0.875				
<b>56 Brian Tallet, L</b> ERA: 2.1	1.0		3	0	0	0	1	0	0	0	0	0	0	12	17	0.00	0.000				

Batter	1	2	3	4	5	6	7	8	9	AB	R	H	RBI	BB	SO	LOB	BOTTOM				
<b>19 Marco Scutaro, R</b> OBP: 0.355, SLG: 0.326					F9			F8		6	1	4	1	0	0	1	<b>Cincinnati Reds @ Toronto Blue Jays</b> Rogers Centre, Toronto, ON Tue Jun 24 2008, 7:07 PM EDT Att: 28,153 - Partly Cloudy - 73 F				
<b>1 Joe Inglett, L</b> OBP: 0.380, SLG: 0.458										5	2	2	1	1	0	5					
<b>15 Alex Rios, R</b> OBP: 0.335, SLG: 0.395										6	3	4	1	0	2	3					
<b>10 Vernon Wells, R</b> OBP: 0.326, SLG: 0.430										5	1	2	1	0	1	4					
<b>Matt Stairs, L</b> OBP: 0.330, SLG: 0.418 <b>35 Brad Wilkerson, L</b> OBP: 0.325, SLG: 0.339										2	1	1	2	0	0	0					
<b>33 Scott Rolen, R</b> OBP: 0.375, SLG: 0.453										2	0	0	0	0	0	4					
<b>33 Scott Rolen, R</b> OBP: 0.375, SLG: 0.453										4	2	2	4	0	1	1					
<b>35 Lyle Overbay, L</b> OBP: 0.377, SLG: 0.415										4	3	3	0	1	1	3					
<b>Gregg Zaun, S</b> OBP: 0.367, SLG: 0.423										4	1	2	3	1	0	3					
<b>26 Adam Lind, L</b> OBP: 0.241, SLG: 0.296										5	0	2	1	0	0	6					
<b>Inning Stats</b>	R: 6 E: 0 K: 1 S: 21	H: 7 LOB: 2 BB: 1 P: 33	R: 5 E: 0 K: 1 S: 28	H: 7 LOB: 2 BB: 0 P: 44	R: 0 E: 0 K: 1 S: 8	H: 0 LOB: 0 BB: 0 P: 12	R: 0 E: 0 K: 0 S: 9	H: 1 LOB: 1 BB: 0 P: 12	R: 1 E: 0 K: 0 S: 11	H: 3 LOB: 1 BB: 0 P: 19	R: 1 E: 0 K: 0 S: 6	H: 1 LOB: 1 BB: 2 P: 17	R: 1 E: 0 K: 1 S: 13	H: 2 LOB: 3 BB: 0 P: 25	R: 0 E: 0 K: 1 S: 8	H: 1 LOB: 1 BB: 0 P: 9	1B: 15 2B: 4 3B: 0 HR: 3	SF: 1 SAC: 0 DP: 2 HBP: 2	WP: 1 PB: 0 SB: 0 CS: 0	PA: 49	
<b>PITCHER</b>	IP	WLS	BF	H	R	ER	SO	BB	IBB	HBP	BLK	WP	HR	S	P	ERA	WHIP				
<b>61 Bronson Arroyo, R</b> ERA: 6.52	1.0	L	15	11	10	10	1	1	0	0	0	0	0	33	52	90.00	12.000				
<b>38 Gary Majewski, R</b> ERA: 5.05	3.0		16	7	2	2	2	0	0	0	0	0	0	40	59	6.00	2.333				
<b>Jeremy Affeldt, L</b> ERA: 4.5	2.0		7	1	1	1	0	2	0	0	0	0	0	10	26	4.50	1.500				
<b>David Weathers, R</b> ERA: 4.03	1.0		7	2	1	1	1	0	0	2	0	0	0	13	25	9.00	2.000				
<b>45 Bill Bray, L</b> ERA: 2.59	1.0		4	1	0	0	1	0	0	0	0	0	0	8	9	0.00	1.000				



Batter	1	2	3	4	5	6	7	8	9	10	AB	R	H	RBI	BB	SO	LOB	TOP							
<b>32 Jay Bruce, L</b> OBP: 0.371, SLG: 0.463 (1, 9)											5	1	1	1	0	2	5	<b>Cincinnati Reds @ Toronto Blue Jays</b> Rogers Centre, Toronto, ON Wed Jun 25 2008, 7:07 PM EDT Att: 25,437 - Clear - 79 F  livebaseballscorecards.com  <b>AB 38</b> <b>R 6</b> <b>H 10</b> <b>RBI 6</b> <b>BB 7</b> <b>SO 12</b> <b>LOB 22</b>							
<b>Adam Dunn, L</b> OBP: 0.385, SLG: 0.487 (1, 7)											5	1	1	1	1	3	3								
<b>4 Brandon Phillips, R</b> OBP: 0.324, SLG: 0.485 (1, 4)											4	1	1	1	1	1	2								
<b>Ken Griffey Jr., L</b> OBP: 0.356, SLG: 0.405 (1, 10)											4	1	1	2	1	1	2								
<b>19 Joey Votto, L</b> OBP: 0.332, SLG: 0.492 (1, 3)											5	0	1	1	0	2	1								
<b>Jeff Keppinger, R</b> OBP: 0.370, SLG: 0.430 (6, 5)											4	0	1	0	1	0	1								
<b>Corey Patterson, L</b> OBP: 0.224, SLG: 0.344 <b>30 Norris Hopper, R</b> OBP: 0.304, SLG: 0.220 (7, PH) (7, 8)											3	0	1	0	0	0	1								
<b>Javier Valentin, S</b> OBP: 0.270, SLG: 0.276 <b>7 Paul Janish, R</b> OBP: 0.278, SLG: 0.203 (6, 6)											1	0	1	0	1	0	0								
<b>David Ross, R</b> OBP: 0.363, SLG: 0.316 (1, 2)											3	1	1	0	1	1	3								
<b>Inning Stats</b>	R: 2 E: 0 K: 2 S: 14	H: 1 LOB: 0 BB: 1 P: 21	R: 0 E: 0 K: 0 S: 9	H: 0 LOB: 0 BB: 0 P: 13	R: 3 E: 0 K: 0 S: 15	H: 4 LOB: 1 BB: 0 P: 22	R: 0 E: 0 K: 1 S: 10	H: 0 LOB: 0 BB: 0 P: 8	R: 0 E: 0 K: 1 S: 13	H: 2 LOB: 2 BB: 0 P: 17	R: 0 E: 0 K: 3 S: 12	H: 1 LOB: 3 BB: 2 P: 27	R: 0 E: 0 K: 1 S: 13	H: 1 LOB: 2 BB: 1 P: 20	R: 0 E: 0 K: 2 S: 14	H: 0 LOB: 0 BB: 0 P: 20	R: 1 E: 0 K: 1 S: 10		H: 0 LOB: 1 BB: 2 P: 19	1B: 7 2B: 2 3B: 0 HR: 1	SF: 1 SAC: 1 DP: 0 HBP: 0	WP: 0 PB: 0 SB: 1 CS: 0	PA: 47		
<b>PITCHER</b>	IP WLS BF H R ER SO BB IBB HBP BLK WP HR S P ERA WHIP	<b>PITCHER</b>										IP WLS BF H R ER SO BB IBB HBP BLK WP HR S P ERA WHIP													
<b>32 Roy Halladay, R</b> ERA: 3.12 <b>37 Scott Downs, L</b> ERA: 1.26 <b>52 B.J. Ryan, L</b> ERA: 2.42 <b>40 Brian Wolfe, R</b> ERA: 3.6 <b>39 Jesse Carlson, L</b> ERA: 1.73	(1, 1) 6.2 1.1 6 1 0 0 2 1 0 0 0 0 0 16 24 0.00 1.500	(7, 1) 1.1 6 1 0 0 2 1 0 0 0 0 0 0 14 20 0.00 0.000	(9, 1) 1.0 3 0 0 0 2 0 0 0 0 0 0 0 3 12 27.00 6.000	(10, 1) 0.1 L 3 0 1 1 0 2 0 0 0 0 0 0 7 7 0.00 0.000	(10, 1) 0.2 2 0 0 0 1 0 0 0 0 0 0 0 7 7 0.00 0.000																				

Batter	1	2	3	4	5	6	7	8	9	10	AB	R	H	RBI	BB	SO	LOB	BOTTOM							
<b>19 Marco Scutaro, R</b> OBP: 0.355, SLG: 0.327 (1, 6)											5	1	2	1	0	3	2	<b>Cincinnati Reds @ Toronto Blue Jays</b> Rogers Centre, Toronto, ON Wed Jun 25 2008, 7:07 PM EDT Att: 25,437 - Clear - 79 F  livebaseballscorecards.com  <b>AB 39</b> <b>R 5</b> <b>H 12</b> <b>RBI 5</b> <b>BB 5</b> <b>SO 7</b> <b>LOB 25</b>							
<b>1 Joe Inglett, L</b> OBP: 0.389, SLG: 0.490 (1, 4)											4	1	2	2	1	1	4								
<b>15 Alex Rios, R</b> OBP: 0.339, SLG: 0.401 (1, 9)											5	0	3	0	0	0	2								
<b>10 Vernon Wells, R</b> OBP: 0.327, SLG: 0.429 (1, 8)											5	0	2	0	0	0	2								
<b>Matt Stairs, L</b> OBP: 0.332, SLG: 0.414 (1, 10)											4	0	1	0	1	1	4								
<b>33 Scott Rolen, R</b> OBP: 0.367, SLG: 0.442 (1, 5)											5	0	0	0	0	1	6								
<b>35 Lyle Overbay, L</b> OBP: 0.374, SLG: 0.409 (1, 3)											4	1	0	0	1	1	4								
<b>Gregg Zaun, S</b> OBP: 0.371, SLG: 0.421 <b>6 John McDonald, R</b> OBP: 0.256, SLG: 0.200 <b>20 Rod Barajas, R</b> OBP: 0.354, SLG: 0.476 (8, PR) (9, 2)											3	1	1	0	1	0	1								
<b>26 Adam Lind, L</b> OBP: 0.273, SLG: 0.400 (1, 7)											0	0	0	0	0	0	0								
<b>Inning Stats</b>	R: 0 E: 0 K: 1 S: 13	H: 0 LOB: 0 BB: 1 P: 21	R: 0 E: 0 K: 0 S: 4	H: 0 LOB: 1 BB: 1 P: 9	R: 4 E: 0 K: 0 S: 20	H: 5 LOB: 1 BB: 0 P: 32	R: 0 E: 0 K: 0 S: 4	H: 0 LOB: 0 BB: 0 P: 5	R: 0 E: 0 K: 2 S: 21	H: 2 LOB: 2 BB: 0 P: 30	R: 1 E: 0 K: 0 S: 21	H: 1 LOB: 1 BB: 2 P: 38	R: 0 E: 0 K: 0 S: 5	H: 3 LOB: 2 BB: 0 P: 6	R: 0 E: 0 K: 2 S: 10	H: 0 LOB: 2 BB: 1 P: 18	R: 0 E: 0 K: 1 S: 8		H: 1 LOB: 1 BB: 0 P: 15	R: 0 E: 0 K: 1 S: 8	H: 0 LOB: 0 BB: 0 P: 8	1B: 9 2B: 1 3B: 0 HR: 2	SF: 0 SAC: 1 DP: 2 HBP: 0	WP: 0 PB: 0 SB: 1 CS: 0	PA: 45
<b>PITCHER</b>	IP WLS BF H R ER SO BB IBB HBP BLK WP HR S P ERA WHIP	<b>PITCHER</b>										IP WLS BF H R ER SO BB IBB HBP BLK WP HR S P ERA WHIP													
<b>39 Aaron Harang, R</b> ERA: 4.51 <b>45 Bill Bray, L</b> ERA: 2.26 <b>David Weathers, R</b> ERA: 3.86 <b>51 Jared Burton, R</b> ERA: 2.4 <b>48 Francisco Cordero, R</b> ERA: 2.07	(1, 1) 5.2 0.0 1 0 0 0 0 3 0 0 0 0 0 9 15 0.00 3.000	(6, 1) 0.0 1 0 0 0 0 1 0 0 0 0 0 0 8 33 0.00 1.000	(6, 1) 1.1 B 7 4 0 0 0 0 0 0 0 0 0 15 33 0.00 1.000	(8, 1) 2.0 W 8 1 0 0 3 1 0 0 0 0 0 8 8 0.00 0.000	(10, 1) 1.0 S 3 0 0 0 1 0 0 0 0 0 0 8 8 0.00 0.000																				

**Cincinnati Reds @ Toronto Blue Jays**  
 Rogers Centre, Toronto, ON  
 Wed Jun 25 2008, 7:07 PM EDT  
 Att: 25,437 - Clear - 79 F











Batter	1	2	3	4	5	6	7	8	9	AB	R	H	RBI	BB	SO	LOB	TOP			
1 Grégor Blanco, L (1, 8) OBP: 0.357, SLG: 0.312										4	1	2	1	1	0	0	<b>Atlanta Braves @ Toronto Blue Jays</b> Rogers Centre, Toronto, ON Fri Jun 27 2008, 7:07 PM EDT Att: 24,282 - Partly Cloudy - 79 F			
8 Ruben Gotay S (1, 5) OBP: 0.324, SLG: 0.295										4	1	1	0	1	1	4				
2 Kelly Johnson, L (1, 4) OBP: 0.353, SLG: 0.451										5	0	0	0	0	2	5				
Mark Teixeira, S (1, 3) OBP: 0.370, SLG: 0.487										3	1	2	3	1	0	0				
16 Brian McCann, L (1, 2) OBP: 0.371, SLG: 0.544										4	0	1	0	0	1	2				
Greg Norton S (1, 10) OBP: 0.347, SLG: 0.381										2	0	1	0	2	0	1				
7 Jeff Francoeur, R (1, 9) OBP: 0.298, SLG: 0.394										4	0	0	0	0	2	4				
28 Brandon Jones, L (1, 7) OBP: 0.347, SLG: 0.500										4	1	1	0	0	1	1				
1 Brent Lillibridge, R (1, 6) OBP: 0.133, SLG: 0.267										4	0	1	0	0	1	2				
<b>Inning Stats</b>	R: 2 H: 3 E: 0 K: 1 S: 11	H: 3 LOB: 1 BB: 0 P: 17	R: 0 H: 0 E: 0 K: 2 S: 7	H: 0 LOB: 0 BB: 0 P: 12	R: 1 H: 2 E: 0 K: 0 S: 8	H: 2 LOB: 1 BB: 0 P: 12	R: 0 H: 1 E: 0 K: 0 S: 7	H: 1 LOB: 1 BB: 0 P: 12	R: 0 H: 0 E: 0 K: 0 S: 12	H: 0 LOB: 0 BB: 1 P: 21	R: 0 H: 2 E: 0 K: 0 S: 9	H: 2 LOB: 0 BB: 0 P: 13	R: 0 H: 0 E: 0 K: 3 S: 16	H: 0 LOB: 2 BB: 2 P: 28	R: 0 H: 1 E: 0 K: 2 S: 17	H: 2 LOB: 2 BB: 1 P: 28	1B: 4 2B: 4 3B: 1 HR: 1	SF: 0 SAC: 0 DP: 1 HBP: 0	WP: 0 PB: 0 SB: 0 CS: 1	PA: 40
<b>PITCHER</b>	IP WLS BF H R ER SO BB IBB HBP BLK WP HR S P ERA WHIP	IP WLS BF H R ER SO BB IBB HBP BLK WP HR S P ERA WHIP																		
29 Dustin McGowan, R (1, 1) ERA: 4.26	7.1 L 31 8 4 4 4 3 0 0 0 0 0 1 65 108 4.91 1.500																			
39 Jesse Carlson, L (8, 1) ERA: 1.59	0.2 3 0 0 0 2 1 0 0 0 0 0 0 10 16 0.00 1.500																			
54 Jason Frasor, R (9, 1) ERA: 3.6	1.0 5 1 0 0 2 1 0 0 0 0 0 0 17 28 0.00 2.000																			

Batter	1	2	3	4	5	6	7	8	9	AB	R	H	RBI	BB	SO	LOB	BOTTOM			
19 Marco Scutaro, R (1, 6) OBP: 0.348, SLG: 0.317										4	0	0	0	0	1	0	<b>Atlanta Braves @ Toronto Blue Jays</b> Rogers Centre, Toronto, ON Fri Jun 27 2008, 7:07 PM EDT Att: 24,282 - Partly Cloudy - 79 F			
1 Joe Inglett, L (1, 4) OBP: 0.383, SLG: 0.472										3	0	0	0	0	0	0				
David Eckstein, R (9, PH) OBP: 0.365, SLG: 0.356										3	0	1	0	0	0	0				
15 Alex Rios, R (1, 9) OBP: 0.338, SLG: 0.402										3	0	1	0	0	0	0				
10 Vernon Wells, R (1, 8) OBP: 0.322, SLG: 0.425										3	0	1	0	0	0	0				
Matt Stairs, L (1, 10) OBP: 0.335, SLG: 0.409										3	0	0	0	0	0	1				
33 Scott Rolen, R (1, 5) OBP: 0.369, SLG: 0.461										3	0	1	0	0	0	1				
35 Lyle Overbay, L (1, 3) OBP: 0.369, SLG: 0.402										3	0	0	0	0	0	1				
Gregg Zaun, S (1, 2) OBP: 0.362, SLG: 0.404										2	0	0	0	1	1	1				
26 Adam Lind, L (1, 7) OBP: 0.231, SLG: 0.333										3	0	0	0	0	1	1				
<b>Inning Stats</b>	R: 0 H: 0 E: 0 K: 0 S: 7	H: 0 LOB: 0 BB: 0 P: 11	R: 0 H: 0 E: 0 K: 2 S: 10	H: 0 LOB: 0 BB: 0 P: 15	R: 0 H: 0 E: 0 K: 0 S: 6	H: 0 LOB: 0 BB: 0 P: 9	R: 0 H: 1 E: 0 K: 0 S: 7	H: 0 LOB: 0 BB: 1 P: 10	R: 0 H: 0 E: 0 K: 0 S: 8	H: 0 LOB: 1 BB: 1 P: 14	R: 0 H: 1 E: 0 K: 1 S: 13	H: 1 LOB: 1 BB: 0 P: 16	R: 0 H: 1 E: 0 K: 0 S: 9	H: 1 LOB: 0 BB: 0 P: 17	R: 0 H: 0 E: 0 K: 0 S: 7	H: 0 LOB: 0 BB: 1 P: 8	1B: 3 2B: 0 3B: 0 HR: 0	SF: 0 SAC: 0 DP: 2 HBP: 0	WP: 0 PB: 0 SB: 0 CS: 0	PA: 29
<b>PITCHER</b>	IP WLS BF H R ER SO BB IBB HBP BLK WP HR S P ERA WHIP	IP WLS BF H R ER SO BB IBB HBP BLK WP HR S P ERA WHIP																		
49 Jair Jurrjens, R (1, 1) ERA: 2.94	8.0 W 26 3 0 0 0 1 0 0 0 0 0 0 7 8 0.00 0.500																			
51 Michael Gonzalez, L (9, 1) ERA: 4.5	1.0 3 0 0 0 0 0 0 0 0 0 0 0 7 8 0.00 0.000																			





Batter	1	2	3	4	5	6	7	8	9	AB	R	H	RBI	BB	SO	LOB	TOP						
1 Grégor Blanco, L (1.8) OBP: 0.366, SLG: 0.333	G1-3			G5-4-3 1B		BB 2B 1B		2B 1B 3B	1-2 1B	5	1	4	1	0	0	0	<b>Atlanta Braves @ Toronto Blue Jays</b> Rogers Centre, Toronto, ON Sat Jun 28 2008, 1:07 PM EDT Att: 28,518 - Roof Closed - 68 F						
8 Ruben Gotay S (1.5) OBP: 0.303, SLG: 0.273	K		G5-4-3	G5-4-3	P3			K	G6-3	5	0	0	0	0	2	5							
2 Kelly Johnson, L (1.4) OBP: 0.355, SLG: 0.451	F7		G3-1	G3-1	1-0 1B			HR 1B		4	1	2	1	0	0	0							
Mark Teixeira, S (1.3) OBP: 0.374, SLG: 0.497	L8	L8		16 2B BB	BB			HR 1B		2	2	1	2	2	0	0							
Greg Norton, S (1.10) OBP: 0.367, SLG: 0.367	K	K		L6	P4			K		4	0	0	0	0	2	4							
16 Brian McCann, L (1.2) OBP: 0.369, SLG: 0.544	F9			FC6-5 2B			G3-1	G3		4	0	1	1	0	0	0							
7 Jeff Francoeur, R (1.9) OBP: 0.295, SLG: 0.389	L7		L7	FC6-5	K				F9	4	0	0	0	0	1	1							
1 Brent Lillibridge, R (1.6) OBP: 0.198, SLG: 0.263	K2-3		K2-3	F9			K			4	0	1	0	0	2	1							
28 Brandon Jones, L (1.7) OBP: 0.340, SLG: 0.500	K		K		F8			FC5-4 1B		4	1	1	0	0	1	1							
<b>Inning Stats</b>	R: 0 E: 0 K: 1 S: 9	H: 0 LOB: 0 BB: 0 P: 14	R: 0 E: 0 K: 1 S: 6	H: 0 LOB: 0 BB: 0 P: 10	R: 0 E: 0 K: 2 S: 7	H: 0 LOB: 0 BB: 0 P: 13	R: 0 E: 0 K: 0 S: 12	H: 1 LOB: 0 BB: 0 P: 19	R: 1 E: 0 K: 0 S: 10	H: 1 LOB: 1 BB: 1 P: 20	R: 0 E: 0 K: 0 S: 11	H: 2 LOB: 3 BB: 1 P: 22	R: 0 E: 0 K: 2 S: 10	H: 0 LOB: 0 BB: 0 P: 13	R: 4 E: 0 K: 2 S: 16	H: 4 LOB: 2 BB: 0 P: 20	R: 0 E: 0 K: 0 S: 12	H: 2 LOB: 2 BB: 0 P: 19	1B: 6 2B: 2 HR: 1	SF: 0 SAC: 0 DP: 1 HBP: 0	WP: 0 PB: 0 SB: 0 CS: 0	PA: 38	
<b>PITCHER</b>	IP WLS BF H R ER SO BB IBB HBP BLK WP HR S P ERA WHIP	IP WLS BF H R ER SO BB IBB HBP BLK WP HR S P ERA WHIP	IP WLS BF H R ER SO BB IBB HBP BLK WP HR S P ERA WHIP	IP WLS BF H R ER SO BB IBB HBP BLK WP HR S P ERA WHIP	IP WLS BF H R ER SO BB IBB HBP BLK WP HR S P ERA WHIP	IP WLS BF H R ER SO BB IBB HBP BLK WP HR S P ERA WHIP	IP WLS BF H R ER SO BB IBB HBP BLK WP HR S P ERA WHIP	IP WLS BF H R ER SO BB IBB HBP BLK WP HR S P ERA WHIP	IP WLS BF H R ER SO BB IBB HBP BLK WP HR S P ERA WHIP	IP WLS BF H R ER SO BB IBB HBP BLK WP HR S P ERA WHIP	IP WLS BF H R ER SO BB IBB HBP BLK WP HR S P ERA WHIP	IP WLS BF H R ER SO BB IBB HBP BLK WP HR S P ERA WHIP	IP WLS BF H R ER SO BB IBB HBP BLK WP HR S P ERA WHIP	IP WLS BF H R ER SO BB IBB HBP BLK WP HR S P ERA WHIP	IP WLS BF H R ER SO BB IBB HBP BLK WP HR S P ERA WHIP	IP WLS BF H R ER SO BB IBB HBP BLK WP HR S P ERA WHIP							
31 John Parrish, L (1.1) ERA: 1.5	6.0	W	23	4	1	1	4	2	0	0	0	0	0	0	0	0	0	0	0	55	98	1.50	1.000
37 Scott Downs, L (7.1) ERA: 1.23	1.0		3	0	0	0	2	0	0	0	0	0	0	0	0	0	0	0	0	10	13	0.00	0.000
56 Brian Tallet, L (8.1) ERA: 3.09	1.0		7	4	4	4	2	0	0	0	0	0	0	0	0	0	0	0	1	16	20	36.00	4.000
52 B.J. Ryan, L (9.1) ERA: 2.33	1.0		5	2	0	0	0	0	0	0	0	0	0	0	0	0	0	0	0	12	19	0.00	2.000

Batter	1	2	3	4	5	6	7	8	9	AB	R	H	RBI	BB	SO	LOB	BOTTOM						
David Eckstein, R (1.6) OBP: 0.371, SLG: 0.355	G6-3		G6-3		15 PB 1 G3 BB	1B HBP		10 2B 1B		3	1	1	1	1	0	0	<b>Atlanta Braves @ Toronto Blue Jays</b> Rogers Centre, Toronto, ON Sat Jun 28 2008, 1:07 PM EDT Att: 28,518 - Roof Closed - 68 F						
1 Joe Inglett, L (1.4) OBP: 0.394, SLG: 0.468	G1-3		15 FC4-6 1B		G3			G3		5	0	2	2	0	0	2							
15 Alex Rios, R (1.9) OBP: 0.336, SLG: 0.397	K		FC4-6		G6-3		K			4	1	0	0	1	2	4							
10 Vernon Wells, R (1.8) OBP: 0.328, SLG: 0.447	G5-3		L6		HR		FC3-6 1B			5	1	3	3	0	0	0							
Matt Stairs, L (1.10) OBP: 0.342, SLG: 0.417	33 2B 35 G4-3 1B		33 WP 2B		35 BB 20 1B BB		FC3-6 1B			3	1	2	0	1	0	1							
33 Scott Rolen, R (1.5) OBP: 0.371, SLG: 0.466	35 G4-3 2B		K		20 FC1-4-2 26 SF8 1B		K			4	1	2	0	0	2	2							
35 Lyle Overbay, L (1.3) OBP: 0.367, SLG: 0.397	G4-3		L7		26 SF8 1 BB 1B		K			3	1	0	1	1	1	3							
20 Rod Barajas, R (1.2) OBP: 0.358, SLG: 0.503	G5-3		FC1-4-2 1B HBP		26 G3-1 1B 2B					4	3	2	1	0	0	4							
26 Adam Lind, L (1.7) OBP: 0.209, SLG: 0.308	K		G6-3		SF8		G3-1			3	0	0	1	0	1	1							
35 Brad Wilkerson, L (9.7) OBP: 0.325, SLG: 0.339	K		K		G6-3		G3-1			0	0	0	0	0	0	0							
<b>Inning Stats</b>	R: 0 E: 0 K: 1 S: 7	H: 2 LOB: 1 BB: 0 P: 10	R: 1 E: 0 K: 0 S: 8	H: 2 LOB: 1 BB: 0 P: 11	R: 0 E: 0 K: 1 S: 10	H: 1 LOB: 1 BB: 0 P: 15	R: 0 E: 0 K: 1 S: 8	H: 1 LOB: 1 BB: 0 P: 12	R: 1 E: 0 K: 0 S: 15	H: 1 LOB: 1 BB: 1 P: 25	R: 4 E: 0 K: 1 S: 23	H: 3 LOB: 2 BB: 2 P: 38	R: 0 E: 0 K: 2 S: 10	H: 1 LOB: 1 BB: 0 P: 16	R: 3 E: 0 K: 0 S: 13	H: 3 LOB: 1 BB: 1 P: 23	1B: 6 2B: 4 3B: 1 HR: 2	SF: 1 SAC: 0 DP: 0 HBP: 1	WP: 1 PB: 1 SB: 0 CS: 0	PA: 40			
<b>PITCHER</b>	IP WLS BF H R ER SO BB IBB HBP BLK WP HR S P ERA WHIP	IP WLS BF H R ER SO BB IBB HBP BLK WP HR S P ERA WHIP	IP WLS BF H R ER SO BB IBB HBP BLK WP HR S P ERA WHIP	IP WLS BF H R ER SO BB IBB HBP BLK WP HR S P ERA WHIP	IP WLS BF H R ER SO BB IBB HBP BLK WP HR S P ERA WHIP	IP WLS BF H R ER SO BB IBB HBP BLK WP HR S P ERA WHIP	IP WLS BF H R ER SO BB IBB HBP BLK WP HR S P ERA WHIP	IP WLS BF H R ER SO BB IBB HBP BLK WP HR S P ERA WHIP	IP WLS BF H R ER SO BB IBB HBP BLK WP HR S P ERA WHIP	IP WLS BF H R ER SO BB IBB HBP BLK WP HR S P ERA WHIP	IP WLS BF H R ER SO BB IBB HBP BLK WP HR S P ERA WHIP	IP WLS BF H R ER SO BB IBB HBP BLK WP HR S P ERA WHIP	IP WLS BF H R ER SO BB IBB HBP BLK WP HR S P ERA WHIP	IP WLS BF H R ER SO BB IBB HBP BLK WP HR S P ERA WHIP	IP WLS BF H R ER SO BB IBB HBP BLK WP HR S P ERA WHIP	IP WLS BF H R ER SO BB IBB HBP BLK WP HR S P ERA WHIP							
15 Tim Hudson, R (1.1) ERA: 3.31	5.0	L	25	7	6	6	3	3	0	0	0	0	0	0	0	0	0	0	1	16	21	0.00	1.000
30 Jeff Bennett, R (6.1) ERA: 4.19	1.0		5	1	0	0	1	0	0	0	0	0	0	0	0	0	0	0	0	16	16	0.00	1.000
Will Ohman, L (7.1) ERA: 3.31	1.0		4	1	0	0	2	0	0	0	0	0	0	0	0	0	0	0	0	10	16	0.00	1.000
46 Manny Acosta, R (8.1) ERA: 4.69	1.0		6	3	3	3	0	1	0	0	0	0	0	0	0	0	0	0	0	13	23	27.00	4.000



Batter	1	2	3	4	5	6	7	8	9	AB	R	H	RBI	BB	SO	LOB	TOP			
1 Grégor Blanco, L (1, 8) OBP: 0.368, SLG: 0.336										4	0	2	0	0	1	0	<b>Atlanta Braves @ Toronto Blue Jays</b> Rogers Centre, Toronto, ON Sun Jun 29 2008, 1:07 PM EDT Att. 30,514 - Roof Closed - 68 F			
8 Ruben Gotay S (1, 5) OBP: 0.304, SLG: 0.275										3	0	1	0	0	1	1				
2 Kelly Johnson, L (1, 4) OBP: 0.356, SLG: 0.450										3	0	1	0	1	1	2				
Mark Teixeira, S (1, 3) OBP: 0.379, SLG: 0.495										1	0	0	0	3	1	1				
16 Brian McCann, L (1, 2) OBP: 0.365, SLG: 0.536										4	0	0	0	0	1	6				
Greg Norton S (1, 10) OBP: 0.333, SLG: 0.372										4	0	1	0	0	2	2				
7 Jeff Francoeur, R (1, 9) OBP: 0.294, SLG: 0.385										3	0	0	0	1	1	1				
28 Brandon Jones, L (1, 7) OBP: 0.316, SLG: 0.463										4	0	0	0	0	3	2				
1 Brent Lillbridge, R (1, 6) OBP: 0.136, SLG: 0.227										3	0	0	0	0	2	1				
<b>Inning Stats</b>	R: 0 E: 0 K: 2 S: 13	H: 1 LOB: 1 BB: 0 P: 17	R: 0 E: 0 K: 2 S: 12	H: 0 LOB: 1 BB: 1 P: 20	R: 0 E: 0 K: 1 S: 5	H: 1 LOB: 0 BB: 0 P: 8	R: 0 E: 0 K: 0 S: 7	H: 0 LOB: 1 BB: 2 P: 17	R: 0 E: 0 K: 2 S: 9	H: 0 LOB: 0 BB: 0 P: 11	R: 0 E: 0 K: 2 S: 15	H: 1 LOB: 2 BB: 1 P: 26	R: 0 E: 0 K: 2 S: 13	H: 1 LOB: 1 BB: 0 P: 20	R: 0 E: 0 K: 0 S: 10	H: 0 LOB: 0 BB: 0 P: 11		1B: 4 2B: 1 3B: 0 HR: 0	SF: 0 SAC: 1 DP: 1 HBP: 0	WP: 1 PB: 0 CS: 1
<b>PITCHER</b>	IP WLS BF H R ER SO BB IBB HBP BLK WP HR S P ERA WHIP	IP WLS BF H R ER SO BB IBB HBP BLK WP HR S P ERA WHIP	IP WLS BF H R ER SO BB IBB HBP BLK WP HR S P ERA WHIP	IP WLS BF H R ER SO BB IBB HBP BLK WP HR S P ERA WHIP	IP WLS BF H R ER SO BB IBB HBP BLK WP HR S P ERA WHIP	IP WLS BF H R ER SO BB IBB HBP BLK WP HR S P ERA WHIP	IP WLS BF H R ER SO BB IBB HBP BLK WP HR S P ERA WHIP	IP WLS BF H R ER SO BB IBB HBP BLK WP HR S P ERA WHIP	IP WLS BF H R ER SO BB IBB HBP BLK WP HR S P ERA WHIP	IP WLS BF H R ER SO BB IBB HBP BLK WP HR S P ERA WHIP	IP WLS BF H R ER SO BB IBB HBP BLK WP HR S P ERA WHIP	IP WLS BF H R ER SO BB IBB HBP BLK WP HR S P ERA WHIP	IP WLS BF H R ER SO BB IBB HBP BLK WP HR S P ERA WHIP	IP WLS BF H R ER SO BB IBB HBP BLK WP HR S P ERA WHIP	IP WLS BF H R ER SO BB IBB HBP BLK WP HR S P ERA WHIP	IP WLS BF H R ER SO BB IBB HBP BLK WP HR S P ERA WHIP	IP WLS BF H R ER SO BB IBB HBP BLK WP HR S P ERA WHIP			
A.J. Burnett, R (1, 1) ERA: 4.74	7.0	W	27	4	0	0	11	3	1	0	0	0	1	0	74	119	0.00	1.000		
37 Scott Downs, L (8, 1) ERA: 1.19	1.0	H	5	1	0	0	0	0	1	0	0	0	0	0	10	21	0.00	1.000		
52 B.J. Ryan, L (9, 1) ERA: 2.25	1.0	S	3	0	0	0	2	0	0	0	0	0	0	7	11	0.00	0.000			

Batter	1	2	3	4	5	6	7	8	9	AB	R	H	RBI	BB	SO	LOB	BOTTOM			
David Eckstein, R (1, 10) OBP: 0.364, SLG: 0.348										4	0	0	0	0	0	4	<b>Atlanta Braves @ Toronto Blue Jays</b> Rogers Centre, Toronto, ON Sun Jun 29 2008, 1:07 PM EDT Att. 30,514 - Roof Closed - 68 F			
19 Marco Scutaro, R (1, 4) OBP: 0.347, SLG: 0.316										4	1	1	0	0	0	1				
15 Alex Rios, R (1, 9) OBP: 0.338, SLG: 0.404										4	0	2	1	0	1	0				
10 Vernon Wells, R (1, 8) OBP: 0.326, SLG: 0.448										4	0	1	0	0	2	2				
20 Rod Barajas, R (1, 2) OBP: 0.349, SLG: 0.490										4	0	0	0	0	1	3				
33 Scott Rolen, R (1, 5) OBP: 0.370, SLG: 0.469										3	0	1	0	0	0	1				
35 Lyle Overbay, L (1, 3) OBP: 0.367, SLG: 0.396										3	0	1	0	0	1	2				
35 Brad Wilkerson, L (1, 7) OBP: 0.330, SLG: 0.337										1	0	0	0	2	0	1				
6 John McDonald, R (1, 6) OBP: 0.262, SLG: 0.211										3	0	1	0	0	1	3				
<b>Inning Stats</b>	R: 0 E: 0 K: 1 S: 6	H: 0 LOB: 0 BB: 0 P: 7	R: 0 E: 0 K: 1 S: 12	H: 1 LOB: 1 BB: 0 P: 20	R: 0 E: 0 K: 0 S: 6	H: 1 LOB: 1 BB: 1 P: 12	R: 0 E: 0 K: 1 S: 8	H: 0 LOB: 0 BB: 0 P: 12	R: 0 E: 0 K: 2 S: 11	H: 1 LOB: 1 BB: 0 P: 16	R: 1 E: 0 K: 0 S: 11	H: 2 LOB: 1 BB: 0 P: 15	R: 0 E: 0 K: 0 S: 14	H: 1 LOB: 2 BB: 1 P: 20	R: 0 E: 0 K: 1 S: 11	H: 1 LOB: 1 BB: 0 P: 16		1B: 3 2B: 4 3B: 0 HR: 0	SF: 0 SAC: 0 DP: 1 HBP: 0	WP: 0 PB: 1 CS: 0
<b>PITCHER</b>	IP WLS BF H R ER SO BB IBB HBP BLK WP HR S P ERA WHIP	IP WLS BF H R ER SO BB IBB HBP BLK WP HR S P ERA WHIP	IP WLS BF H R ER SO BB IBB HBP BLK WP HR S P ERA WHIP	IP WLS BF H R ER SO BB IBB HBP BLK WP HR S P ERA WHIP	IP WLS BF H R ER SO BB IBB HBP BLK WP HR S P ERA WHIP	IP WLS BF H R ER SO BB IBB HBP BLK WP HR S P ERA WHIP	IP WLS BF H R ER SO BB IBB HBP BLK WP HR S P ERA WHIP	IP WLS BF H R ER SO BB IBB HBP BLK WP HR S P ERA WHIP	IP WLS BF H R ER SO BB IBB HBP BLK WP HR S P ERA WHIP	IP WLS BF H R ER SO BB IBB HBP BLK WP HR S P ERA WHIP	IP WLS BF H R ER SO BB IBB HBP BLK WP HR S P ERA WHIP	IP WLS BF H R ER SO BB IBB HBP BLK WP HR S P ERA WHIP	IP WLS BF H R ER SO BB IBB HBP BLK WP HR S P ERA WHIP	IP WLS BF H R ER SO BB IBB HBP BLK WP HR S P ERA WHIP	IP WLS BF H R ER SO BB IBB HBP BLK WP HR S P ERA WHIP	IP WLS BF H R ER SO BB IBB HBP BLK WP HR S P ERA WHIP				
37 Jo-Jo Reyes, L (1, 1) ERA: 4.15	7.0	L	28	6	1	1	50	2	0	0	0	0	0	0	68	102	1.29	1.143		
56 Blaine Boyer, R (8, 1) ERA: 3.63	1.0		4	1	0	0	1	0	0	0	0	0	0	11	16	0.00	1.000			









Batter	1	2	3	4	5	6	7	8	9	AB	R	H	RBI	BB	SO	LOB	TOP				
David Eckstein, R (1, 10) OBP: 0.362, SLG: 0.351 Matt Stairs, L (6, 10) OBP: 0.342, SLG: 0.415										3	0	0	0	0	0	1	<b>Toronto Blue Jays @ Seattle Mariners</b> Safeco Field, Seattle, WA Tue Jul 01 2008, 7:10 PM PDT Att: 24,600 - Overcast - 70 F				
19 Marco Scutaro, R (1, 4) OBP: 0.349, SLG: 0.320										5	1	2	0	0	1	4					
15 Alex Rios, R (1, 9) OBP: 0.332, SLG: 0.395										4	1	0	0	1	1	1					
10 Vernon Wells, R (1, 8) OBP: 0.331, SLG: 0.452										5	1	3	1	0	1	0					
35 Lyle Overbay, L (1, 3) OBP: 0.369, SLG: 0.391										3	2	0	0	1	2	2					
33 Scott Rolen, R (1, 5) OBP: 0.373, SLG: 0.466										4	1	0	0	1	1	5					
Gregg Zaun, S (1, 2) OBP: 0.365, SLG: 0.406										4	0	2	2	0	0	2					
26 Adam Lind, L (1, 7) OBP: 0.255, SLG: 0.372										4	0	3	3	0	1	1					
6 John McDonald, R (1, 6) OBP: 0.234, SLG: 0.186										4	0	0	0	0	0	6					
<b>Inning Stats</b>	R: 0 E: 0 K: 0 S: 10	H: 0 LOB: 0 BB: 0 P: 12	R: 0 E: 0 K: 1 S: 10	H: 0 LOB: 0 BB: 0 P: 13	R: 0 E: 0 K: 0 S: 7	H: 1 LOB: 1 BB: 0 P: 9	R: 3 E: 0 K: 0 S: 20	H: 3 LOB: 2 BB: 1 P: 29	R: 0 E: 0 K: 1 S: 6	H: 1 LOB: 0 BB: 0 P: 8	R: 0 E: 0 K: 1 S: 8	H: 2 LOB: 2 BB: 0 P: 11	R: 0 E: 0 K: 2 S: 14	H: 2 LOB: 1 BB: 1 P: 23	R: 0 E: 0 K: 3 S: 13	H: 0 LOB: 1 BB: 1 P: 19		1B: 9 2B: 3 3B: 0 HR: 0	SF: 0 SAC: 0 DP: 1 HBP: 1	WP: 1 PB: 0 SB: 0 CS: 0	PA: 42
<b>PITCHER</b>	IP WLS BF H R ER SO	IP WLS BF H R ER SO	IP WLS BF H R ER SO	IP WLS BF H R ER SO	IP WLS BF H R ER SO	IP WLS BF H R ER SO	IP WLS BF H R ER SO	IP WLS BF H R ER SO	IP WLS BF H R ER SO	IP WLS BF H R ER SO	IP WLS BF H R ER SO	IP WLS BF H R ER SO	IP WLS BF H R ER SO	IP WLS BF H R ER SO	IP WLS BF H R ER SO	IP WLS BF H R ER SO	ERA WHIP	ERA WHIP			
18 Ryan Rowland-Smith, L (1, 1) ERA: 3.05	3.2	17	4	3	3	1	1	0	1	0	0	0	0	46	62	7.36	1.364				
48 Roy Corcoran, R (4, 1) ERA: 3.6	1.2	10	4	3	2	0	1	0	0	0	0	0	0	17	29	10.80	3.000				
37 Cesar Jimenez, L (6, 1) ERA: 3.52	1.2	6	1	0	0	2	0	0	0	0	0	0	0	16	23	0.00	0.600				
Arthur Rhodes, L (8, 1) ERA: 3.52	0.2	4	2	0	0	1	0	0	0	0	0	0	0	10	16	0.00	3.000				
Sean Green, R (8, 1) ERA: 3.3	0.1	1	0	0	0	1	0	0	0	0	0	0	1	4	7	0.00	0.000				


Batter	1	2	3	4	5	6	7	8	9	AB	R	H	RBI	BB	SO	LOB	BOTTOM				
51 Ichiro Suzuki, L (1, 9) OBP: 0.353, SLG: 0.370										5	0	2	0	0	0	4	<b>Toronto Blue Jays @ Seattle Mariners</b> Safeco Field, Seattle, WA Tue Jul 01 2008, 7:10 PM PDT Att: 24,600 - Overcast - 70 F				
4 Jose Lopez, R (1, 4) OBP: 0.315, SLG: 0.407										5	0	0	0	0	2	2					
Raul Ibanez, L (1, 7) OBP: 0.345, SLG: 0.438										4	1	2	0	1	1	0					
Jose Vidro, S (1, 10) OBP: 0.269, SLG: 0.325										4	1	1	0	0	0	3					
29 Adrian Beltré, R (1, 5) OBP: 0.327, SLG: 0.455										4	2	3	2	1	0	0					
Jeremy Reed, L (1, 8) OBP: 0.363, SLG: 0.402										3	1	1	0	0	0	2					
16 Willie Bloomquist, R (7, 8) OBP: 0.360, SLG: 0.256										2	0	1	1	0	0	0					
Richie Sexson, R (1, 3) OBP: 0.312, SLG: 0.387										4	2	1	1	0	0	2					
9 Jeff Clement, L (1, 2) OBP: 0.298, SLG: 0.325										3	0	2	0	0	1	0					
7 Yuniesky Betancourt, R (1, 6) OBP: 0.260, SLG: 0.387										4	0	2	2	0	0	2					
<b>Inning Stats</b>	R: 0 E: 0 K: 1 S: 13	H: 2 LOB: 1 BB: 0 P: 17	R: 0 E: 0 K: 0 S: 15	H: 1 LOB: 2 BB: 0 P: 26	R: 0 E: 0 K: 0 S: 8	H: 0 LOB: 0 BB: 0 P: 10	R: 2 E: 0 K: 0 S: 12	H: 3 LOB: 2 BB: 0 P: 19	R: 0 E: 0 K: 0 S: 4	H: 1 LOB: 0 BB: 0 P: 7	R: 2 E: 0 K: 1 S: 17	H: 2 LOB: 0 BB: 0 P: 23	R: 1 E: 0 K: 2 S: 11	H: 2 LOB: 1 BB: 0 P: 17	R: 1 E: 0 K: 0 S: 4	H: 1 LOB: 2 BB: 2 P: 13	1B: 13 2B: 0 3B: 0 HR: 2	SF: 0 SAC: 1 DP: 1 HBP: 1	WP: 0 PB: 0 SB: 1 CS: 1	PA: 42	
<b>PITCHER</b>	IP WLS BF H R ER SO	IP WLS BF H R ER SO	IP WLS BF H R ER SO	IP WLS BF H R ER SO	IP WLS BF H R ER SO	IP WLS BF H R ER SO	IP WLS BF H R ER SO	IP WLS BF H R ER SO	IP WLS BF H R ER SO	IP WLS BF H R ER SO	IP WLS BF H R ER SO	IP WLS BF H R ER SO	IP WLS BF H R ER SO	IP WLS BF H R ER SO	IP WLS BF H R ER SO	IP WLS BF H R ER SO	ERA WHIP	ERA WHIP			
51 Jesse Litsch, R (1, 1) ERA: 3.69	5.2	27	10	3	1	1	0	0	0	0	0	0	0	1	20	27	13.50	1.500			
39 Jesse Carlson, L (6, 1) ERA: 2.25	1.1	H	6	2	2	2	1	0	0	0	0	0	0	1	14	29	13.50	2.250			
37 Scott Downs, L (8, 1) ERA: 1.62	1.1	L	8	2	2	2	2	1	1	0	0	0	0	1	14	29	13.50	2.250			
57 Shawn Camp, R (9, 1) ERA: 3.8	0.0		1	1	0	0	0	0	0	0	0	0	0	1	1	∞	∞				




Batter	1	2	3	4	5	6	7	8	9	AB	R	H	RBI	BB	SO	LOB	TOP											
David Eckstein, R (1, 6) OBP: 0.360, SLG: 0.348	F8		G6-3				P3			4	0	1	0	0	0	0	<b>Toronto Blue Jays @ Seattle Mariners</b> Safeco Field, Seattle, WA Wed Jul 02 2008, 7:10 PM PDT Att: 23,327 - Overcast - 70 F											
19 Marco Scutaro, R (1, 4) OBP: 0.349, SLG: 0.320	F9				SH1-4			E5		3	0	1	0	0	0													
15 Alex Rios, R (1, 9) OBP: 0.332, SLG: 0.393	F8			F8	G4-3			K		4	0	1	0	0	1													
10 Vernon Wells, R (1, 8) OBP: 0.329, SLG: 0.446	G4-3					P3		G5-3		3	0	0	0	1	0													
Matt Stairs, L (1, 10) Gregg Zaun, S (8, PH) OBP: 0.363, SLG: 0.404	F8							F8		3	0	0	0	0	2													
33 Scott Rolen, R (1, 5) OBP: 0.375, SLG: 0.464									F9	3	0	1	0	1	1													
20 Rod Barajas, R (1, 2) OBP: 0.333, SLG: 0.466									L4	4	0	0	0	0	1													
35 Lyle Overbay, L (1, 3) OBP: 0.370, SLG: 0.393									F7	4	1	2	0	0	1													
26 Adam Lind, L (1, 7) OBP: 0.260, SLG: 0.435										3	1	1	2	0	0													
<b>Inning Stats</b>	R: 0 E: 0 K: 0 S: 6	H: 1 LOB: 1 BB: 0 P: 8	R: 0 E: 0 K: 0 S: 12	H: 1 LOB: 0 BB: 0 P: 17	R: 0 E: 0 K: 0 S: 6	H: 1 LOB: 0 BB: 0 P: 10	R: 0 E: 0 K: 2 S: 15	H: 1 LOB: 3 BB: 2 P: 28	R: 2 E: 0 K: 0 S: 13	H: 3 LOB: 1 BB: 0 P: 21	R: 0 E: 0 K: 2 S: 9	H: 0 LOB: 0 BB: 0 P: 14	R: 0 E: 0 K: 1 S: 7	H: 0 LOB: 0 BB: 0 P: 11	R: 0 E: 1 K: 1 S: 9	H: 0 LOB: 1 BB: 0 P: 14		1B: 6 2B: 0 3B: 0 HR: 1	SF: 0 SAC: 1 DP: 2 HBP: 0	WP: 0 PB: 0 SB: 0 CS: 0	PA: 35							
<b>PITCHER</b>	IP	WLS	BF	H	R	ER	SO	BB	IBB	HBP	BLK	WP	HR	S	P	ERA	WHIP											
56 Jarrod Washburn, L (1, 1) ERA: 5.08	6.0	W	25	7	2	2	4	2	0	0	0	0	0	1	61	98	3.00	1.500										
37 Cesar Jimenez, L (7, 1) ERA:	1.0	H	3	0	0	0	1	0	0	0	0	0	0	7	11	0.00	0.000											
Sean Green, R (8, 1) ERA: 3.25	0.2	H	3	0	0	0	1	0	0	0	0	0	0	8	13	0.00	0.000											
Arthur Rhodes, L (8, 1) ERA: 3.45	0.1	H	1	0	0	0	0	0	0	0	0	0	0	1	1	0.00	0.000											
35 Brandon Morrow, R (9, 1) ERA: 0.71	1.0	S	3	0	0	0	0	0	0	0	0	0	0	8	11	0.00	0.000											

Batter	1	2	3	4	5	6	7	8	9	AB	R	H	RBI	BB	SO	LOB	BOTTOM										
51 Ichiro Suzuki, L (1, 9) OBP: 0.359, SLG: 0.375	E									3	2	3	0	1	0	0	<b>Toronto Blue Jays @ Seattle Mariners</b> Safeco Field, Seattle, WA Wed Jul 02 2008, 7:10 PM PDT Att: 23,327 - Overcast - 70 F										
Miguel Cairo, R (1, 4) OBP: 0.305, SLG: 0.278	K							G5-3		4	1	2	3	0	1												
Raul Ibanez, L (1, 7) OBP: 0.343, SLG: 0.435	L8									4	0	1	1	0	1												
29 Adrián Beltré, R (1, 5) OBP: 0.324, SLG: 0.450	L8							G6-3		4	0	0	0	0	2												
Jeremy Reed, L (1, 8) OBP: 0.358, SLG: 0.407	B3									4	0	1	0	0	1												
Richie Sexson, R (1, 3) OBP: 0.311, SLG: 0.382	G4-3									3	0	0	0	1	0												
16 Willie Bloomquist, R (8, PR) OBP: 0.360, SLG: 0.256	G4-3									0	0	0	0	0	0												
9 Jeff Clement, L (1, 10) OBP: 0.286, SLG: 0.310	G4-3									4	0	0	0	0	2												
2 Kenji Johjima, R (1, 2) OBP: 0.267, SLG: 0.312	F7									3	0	0	0	0	0												
7 Yuniesky Betancourt, R (1, 6) OBP: 0.264, SLG: 0.388	F8									2	1	1	0	1	0												
<b>Inning Stats</b>	R: 0 E: 1 K: 1 S: 7	H: 1 LOB: 1 BB: 0 P: 12	R: 0 E: 0 K: 0 S: 6	H: 0 LOB: 0 BB: 0 P: 8	R: 2 E: 0 K: 1 S: 14	H: 2 LOB: 1 BB: 1 P: 24	R: 0 E: 0 K: 2 S: 9	H: 0 LOB: 0 BB: 0 P: 12	R: 2 E: 0 K: 1 S: 11	H: 3 LOB: 1 BB: 0 P: 13	R: 0 E: 0 K: 0 S: 6	H: 0 LOB: 0 BB: 0 P: 7	R: 0 E: 0 K: 0 S: 6	H: 1 LOB: 1 BB: 1 P: 15	R: 0 E: 0 K: 2 S: 10	H: 1 LOB: 2 BB: 1 P: 17	1B: 5 2B: 3 3B: 0 HR: 0	SF: 0 SAC: 0 DP: 1 HBP: 0	WP: 0 PB: 0 SB: 0 CS: 0	PA: 34							
<b>PITCHER</b>	IP	WLS	BF	H	R	ER	SO	BB	IBB	HBP	BLK	WP	HR	S	P	ERA	WHIP										
29 Dustin McGowan, R (1, 1) ERA: 4.36	6.0	L	25	6	4	4	5	1	0	0	0	0	0	16	76	6.00	1.167										
22 Brandon League, R (7, 1) ERA: 3.96	2.0		9	2	0	0	2	2	0	0	0	0	0	16	32	0.00	2.000										

**AB 32**  
**R 2**  
**H 7**  
**RBI 2**  
**BB 2**  
**SO 6**  
**LOB 14**



**AB 31**  
**R 4**  
**H 8**  
**RBI 4**  
**BB 3**  
**SO 7**  
**LOB 10**





Batter	1	2	3	4	5	6	7	8	9	AB	R	H	RBI	BB	SO	LOB	TOP										
19 Marco Scutaro, R OBP: 0.347, SLG: 0.323	(1,6) C FF 90 B SL 81 X FF 91 F7		(3,3) F FF 92 B SL 83 C SL 78 X FF 91 K		(2,2) C SL 80 F FF 91 B SL 80 X FF 90 F9			(1,0) B FF 88 X FF 88 1 3B 2B		4	1	1	0	0	1	2											
1 Joe Inglett, L OBP: 0.388, SLG: 0.487	(1,4) C FF 91 L CH 82 X FF 94 1B			(2,2) C FF 90 C CU 71 X CH 80 G5-3		(0,0) X CH 81 G5-3		(3,1) B FF 88 C CH 75 B FF 90 B CH 78 X FF 88 15 1B 2H 3B		4	1	2	1	0	0	0											
15 Alex Rios, R OBP: 0.333, SLG: 0.394	(1,9) C FF 91 F CH 82 T SAFE B FF 90 S SL 81 K		(1,2) C SL 78 F FF 89 B SL 81 F CU 74 X FF 90 1B		(2,2) B FF 90 S CH 80 C CH 80 F SL 79 F FF 88 T CH 81 K		(1,0) B FC 84 X FC 86 1B		(2,2) F SI 91 B SL 81 B SL 82 X FC 85 3H F8		4	0	2	1	0	2	1										
10 Vernon Wells, R OBP: 0.324, SLG: 0.439	(1,8) B FF 90 X SL 80 F8			(1,1) F FF 90 T SAFE X FF 90 P3		(0,2) F CH 80 X SL 92 G6-3		(2,2) F SI 91 B SL 81 B SL 82 X FC 85 F8		4	0	0	0	0	0	3											
Matt Stairs, L OBP: 0.340, SLG: 0.406		(2,3) B FF 89 C CH 81 C FF 90 S CH 82 K		(2,2) C CU 70 D SL 79 F FF 91 T CH 83 K			(4,1) C CU 70 B FF 89 B FF 88 B FF 88 B FF 88 1-2 BB		(4,2) S SI 91 B SL 81 F FC 85 B SL 82 X FF 92 1-2 BB		2	0	0	0	2	2	1										
33 Scott Rolen, R OBP: 0.369, SLG: 0.456	(1,5) B SL 80 F FF 90 S SL 81 X FF 90 F9			(0,0) X CH 78 P2		(0,3) C SL 78 S FF 91 K		(2,3) S FC 86 B SL 86 F FC 86 F SI 91 C FC 86 K		4	0	0	0	0	2	3											
6 John McDonald, R OBP: 0.234, SLG: 0.186										0	0	0	0	0	0	0											
20 Rod Barajas, R OBP: 0.326, SLG: 0.455	(1,2) T FF 91 X FF 92 F9			(2,1) B FF 91 B SL 81 S CH 80 X FF 91 F8		(1,1) S CH 79 B SL 79 X SL 79 L4		(0,1) C FF 91 X FF 91 G6-3		4	0	0	0	0	0	1											
35 Lyle Overbay, L OBP: 0.369, SLG: 0.394			(0,1) C FF 90 X FF 90 L9		(0,0) X SI 90 26 1B 2B		(0,1) C CU 89 X CU 89 G6-3		(0,0) X FF 92 G5-3		4	0	1	0	0	0	1										
26 Adam Lind, L OBP: 0.259, SLG: 0.420			(1,0) B FF 90 X FF 90 G3-1		(1,1) C CU 72 B CH 82 X CH 82 G3		(0,2) C CH 77 F FF 89 B SL 80 X CH 78 G3		(1,3) B SL 79 T FF 90 S SL 80 K		4	0	1	0	0	1	0										
Inning Stats	R: 0 E: 0 K: 1 S: 9	H: 1 LOB: 1 BB: 0 P: 13	R: 0 E: 0 K: 1 S: 10	H: 0 LOB: 0 BB: 0 P: 15	R: 0 E: 0 K: 1 S: 6	H: 0 LOB: 0 BB: 0 P: 10	R: 0 E: 0 K: 1 S: 14	H: 1 LOB: 1 BB: 0 P: 18	R: 0 E: 0 K: 1 S: 9	H: 2 LOB: 2 BB: 0 P: 14	R: 0 E: 0 K: 1 S: 9	H: 0 LOB: 0 BB: 0 P: 11	R: 0 E: 0 K: 1 S: 8	H: 0 LOB: 0 BB: 1 P: 13	R: 2 E: 0 K: 1 S: 18	H: 3 LOB: 2 BB: 1 P: 31	R: 0 E: 0 K: 1 S: 6	H: 0 LOB: 0 BB: 0 P: 7	1B: 4 2B: 2 3B: 1 HR: 0	SF: 0 SAC: 0 DP: 0 HBP: 0	WP: 0 PB: 0 SB: 3 CS: 0	PA: 36					
PITCHER	IP	WLS	BF	H	R	ER	SO	BB	IBB	HBP	BLK	WP	HR	S	P	ERA	WHIP										
36 Jered Weaver, R ERA: 4.17	(1,1) 7.1	W	29	6	2	2	6	1	0	0	0	0	0	73	106	2.46	0.955										
33 Justin Speier, R ERA: 4.95	(8,1) 0.2		4	1	0	0	1	1	0	0	0	0	0	10	19	0.00	3.000										
Darren Oliver, L ERA: 3.13	(9,1) 1.0		3	0	0	0	1	0	0	0	0	0	0	6	7	0.00	0.000										

Toronto Blue Jays @ Los Angeles Angels  
Angel Stadium of Anaheim, Anaheim, CA  
Fri Jul 04 2008, 6:05 PM PDT  
Att: 44,021 - Partly Cloudy - 86 F

AB 34  
R 2  
H 7  
RBI 2  
BB 2  
SO 8  
LOB 12



Batter	1	2	3	4	5	6	7	8	9	AB	R	H	RBI	BB	SO	LOB	BOTTOM										
9 Chone Figgins, S OBP: 0.383, SLG: 0.318	(1,5) B FF 94 B FF 94 B FF 94 X FF 95 L4	(3,1) C FF 96 B KC 78 B FF 95 X FF 95 F7			(0,0) 1 SAFE X FF 92 SH5-3	(1,3) C FF 95 X SI 94 G1-3		(0,1) C FF 96 X FF 96 DI 1B		4	0	1	0	0	0	3											
Casey Kotchman, L OBP: 0.336, SLG: 0.435	(1,3) C FF 96 B CH 88 X FF 95 G6-3		(1,2) C KC 79 F FF 93 B KC 80 F KC 82 X FF 96 G3		(0,0) X FF 96 G6-3		(0,0) X CH 86 6 1B 2B	(0,3) C FF 96 S FF 96 K		5	1	1	0	0	1	2											
6 Maicer Izturis, S OBP: 0.326, SLG: 0.344	(1,6) C FF 96 X FF 96 F7		(1,1) C SI 94 B KC 80 X FF 95 G1-3		(3,3) B FF 94 C KC 80 F FF 96 X FF 96 K		(2,0) B FF 96 B FF 94 X FF 93 2H 1B			4	0	1	1	0	1	1											
27 Vladimir Guerrero, R OBP: 0.342, SLG: 0.481	(1,9) T FF 95 X FF 96 G3-1	(0,2) T FF 95 X FF 96 G3-1	(1,1) F CH 87 X SI 95 F9		(0,0) X SI 92 48 2B 2B		(0,1) F FF 94 X FF 95 HR 1B			4	2	2	0	0	0	0											
77 Reggie Willits, S OBP: 0.301, SLG: 0.217	(8,7)									0	0	0	0	0	0	0											
48 Torii Hunter, R OBP: 0.325, SLG: 0.452	(1,8) X FF 96 G5-3		(1,2) C KC 81 P KC 82 B KC 81 X SI 94 HR		(1,1) F FF 96 X KC 81 E6 24 1B 2B		(0,1) F FF 96 X KC 81 L8			4	2	1	1	0	0	2											
Garret Anderson, L OBP: 0.297, SLG: 0.399	(1,10) B FF 94 C KC 80 B KC 83 X FF 94 24 E 47 2B 1B	(2,1) B SI 93 C KC 80 B KC 83 X FF 94 24 E 47 2B 1B		(2,1) B SI 94 C SI 94 X KC 80 1B		(0,0) X FF 94 L9		(2,2) F FF 94 C FF 95 B SI 94 B FF 94 X SI 96 1H HR		4	2	3	2	0	0	2											
24 Gary Matthews, S OBP: 0.316, SLG: 0.362	(1,7) X SI 93 0,0 FC5 47 2B			(0,0) X SI 94 F8		(1,1) 1 SAFE C FF 94 B KC 79 X KC 80 47 1B 2B		(2,2) B KC 81 C FF 95 B KC 82 X FF 96 P6		4	1	1	1	0	0	2											
47 Howie Kendrick, R OBP: 0.338, SLG: 0.434	(1,4) C KC 80 X FF 95 K		(0,1) C KC 80 X FF 95 K		(0,3) F FF 96 T SAFE F FF 95 S KC 81 K		(1,2) C KC 83 B FF 92 3 SAFE S KC 84 F FF 96 X KC 82 2H 3H 1B		(2,1) F FF 93 B SL 83 X FF 95 G4-3		4	0	2	3	0	1	1										
5 Jeff Mathis, R OBP: 0.293, SLG: 0.350	(1,2) B FF 95 L KC 83 S FF 96 K		(1,3) B FF 95 S FF 96 K		(0,2) S KC 79 X SI 94 G6-3 9 SH5-3 1B		(1,1) B FF 95 X FF 94 P4		(1,0) B FF 95 X FF 94 P4		4	0	1	0	0	1	3										
Inning Stats	R: 0 E: 0 K: 0 S: 6	H: 0 LOB: 0 BB: 0 P: 10	R: 2 E: 1 K: 1 S: 14	H: 3 LOB: 2 BB: 0 P: 20	R: 0 E: 0 K: 0 S: 8	H: 0 LOB: 0 BB: 0 P: 11	R: 0 E: 0 K: 1 S: 10	H: 1 LOB: 1 BB: 0 P: 13	R: 0 E: 0 K: 1 S: 8	H: 1 LOB: 1 BB: 0 P: 11	R: 3 E: 1 K: 0 S: 14	H: 3 LOB: 1 BB: 0 P: 18	R: 3 E: 0 K: 0 S: 12	H: 4 LOB: 0 BB: 0 P: 18	R: 0 E: 0 K: 1 S: 8	H: 1 LOB: 0 BB: 0 P: 11	1B: 7 2B: 4 3B: 0 HR: 2	SF: 0 SAC: 1 DP: 0 HBP: 0	WP: 0 PB: 0 SB: 0 CS: 0	PA: 38							
PITCHER	IP	WLS	BF	H	R	ER	SO	BB	IBB	HBP	BLK	WP	HR	S	P	ERA	WHIP										
A.J. Burnett, R ERA: 4.92	(1,1) 7.0	L	34	12	8	6	3	0	0	0	0	0	0	72	101	7.71	1.714										
54 Jason Frasor, R ERA: 3.46	(8,1) 1.0		4	1	0	0	1	0	0	0	0	0	0	8	11	0.00	1.000										

Toronto Blue Jays @ Los Angeles Angels  
Angel Stadium of Anaheim, Anaheim, CA  
Fri Jul 04 2008, 6:05 PM PDT  
Att: 44,021 - Partly Cloudy - 86 F

AB 37  
R 8  
H 13  
RBI 8  
BB 0  
SO 4  
LOB 16





Batter	1	2	3	4	5	6	7	8	9	AB	R	H	RBI	BB	SO	LOB	TOP							
1 Joe Inglett, L OBP: 0.381, SLG: 0.475 (1,4)										5	1	1	0	0	2	1								
19 Marco Scutaro, R OBP: 0.348, SLG: 0.325 (1,6)										4	2	1	0	1	0	1								
15 Alex Rios, R OBP: 0.337, SLG: 0.397 (1,9)											5	1	3	2	0	0	1							
10 Vernon Wells, R OBP: 0.322, SLG: 0.446 (1,8)											5	1	1	2	0	1	3							
35 Brad Wilkerson, L OBP: 0.330, SLG: 0.330 (1,7)											4	0	1	0	1	1	2							
33 Scott Rolen, R OBP: 0.344, SLG: 0.448 (1,5)											4	0	0	0	0	3	4							
35 Lyle Overbay, L OBP: 0.371, SLG: 0.397 (1,3)										3	1	1	0	1	1	0								
Gregg Zaun, S OBP: 0.355, SLG: 0.394 (1,2)											4	0	0	0	0	1	3							
26 Adam Lind, L OBP: 0.259, SLG: 0.407 (1,10)											4	1	1	1	0	1	0							
<b>Inning Stats</b>	R: 0 H: 1 E: 1 K: 1 S: 10	H: 0 LOB: 1 BB: 0 P: 16	R: 0 H: 0 E: 0 K: 3 S: 11	H: 0 LOB: 0 BB: 0 P: 17	R: 3 H: 3 E: 1 K: 1 S: 20	H: 3 LOB: 2 BB: 1 P: 27	R: 0 H: 0 E: 0 K: 0 S: 6	H: 0 LOB: 0 BB: 0 P: 8	R: 2 H: 3 E: 0 K: 2 S: 18	H: 3 LOB: 1 BB: 0 P: 24	R: 1 H: 1 E: 0 K: 0 S: 9	H: 1 LOB: 1 BB: 0 P: 12	R: 1 H: 1 E: 1 K: 1 S: 13	H: 1 LOB: 2 BB: 0 P: 23	R: 0 H: 0 E: 0 K: 1 S: 8	H: 0 LOB: 0 BB: 0 P: 12	R: 0 H: 0 E: 0 K: 1 S: 6	H: 0 LOB: 0 BB: 0 P: 9	1B: 6 2B: 2 3B: 0 HR: 1	SF: 0 SAC: 0 DP: 0 HBP: 0	WP: 0 PB: 1 SB: 4 CS: 0	PA: 41		
<b>PITCHER</b>	IP	WLS	BF	H	R	ER	SO	BB	IBB	HBP	BLK	WP	HR	S	P	ERA	WHIP							
41 John Lackey, R ERA: 1.93 (1,1)	6.0	L	29	8	6	5	7	1	0	0	0	0	1	74	104	7.50	1.500							
33 Justin Speier, R ERA: 5.09 (7,1)	1.0		6	1	1	1	1	1	1	0	0	0	0	13	23	9.00	2.000							
53 Darren O'Day, R ERA: 3.62 (8,1)	2.0		6	0	0	0	2	0	0	0	0	0	0	14	21	0.00	0.000							

Toronto Blue Jays @ Los Angeles Angels  
Angel Stadium of Anaheim, Anaheim, CA  
Sat Jul 05 2008, 6:05 PM PDT  
Att: 43,767 - Clear - 78 F

AB 38  
R 7  
H 9  
RBI 5  
BB 3  
SO 10  
LOB 15



Batter	1	2	3	4	5	6	7	8	9	AB	R	H	RBI	BB	SO	LOB	BOTTOM							
9 Chone Figgins, S OBP: 0.388, SLG: 0.330 (1,5)										5	1	3	0	0	0	2								
Casey Kotchman, L OBP: 0.338, SLG: 0.434 (1,3)										5	1	2	0	0	0	2								
6 Maicer Izturis, S OBP: 0.321, SLG: 0.338 (1,6)										4	0	0	0	0	1	4								
27 Vladimir Guerrero, R OBP: 0.343, SLG: 0.495 (1,9)										4	1	2	3	0	0	0								
48 Torii Hunter, R OBP: 0.322, SLG: 0.446 (1,8)										4	0	0	0	0	2	1								
Garret Anderson, L OBP: 0.300, SLG: 0.399 (1,10)										3	1	1	0	1	1	0								
24 Gary Matthews, S OBP: 0.315, SLG: 0.360 (1,7)										4	1	1	0	0	2	1								
47 Howie Kendrick, R OBP: 0.341, SLG: 0.436 (1,4)										4	0	2	1	0	0	0								
44 Mike Napoli, R OBP: 0.308, SLG: 0.472 (1,2)										3	0	0	0	1	1	1								
<b>Inning Stats</b>	R: 0 H: 0 E: 0 K: 0 S: 9	H: 0 LOB: 0 BB: 0 P: 13	R: 0 H: 0 E: 0 K: 2 S: 8	H: 0 LOB: 0 BB: 0 P: 14	R: 0 H: 1 E: 0 K: 1 S: 8	H: 1 LOB: 1 BB: 1 P: 14	R: 2 H: 3 E: 0 K: 1 S: 10	H: 3 LOB: 1 BB: 0 P: 17	R: 0 H: 2 E: 0 K: 0 S: 16	H: 2 LOB: 2 BB: 0 P: 24	R: 0 H: 0 E: 0 K: 1 S: 7	H: 0 LOB: 0 BB: 0 P: 8	R: 0 H: 0 E: 0 K: 2 S: 9	H: 0 LOB: 0 BB: 0 P: 17	R: 1 H: 2 E: 0 K: 0 S: 12	H: 2 LOB: 1 BB: 0 P: 18	R: 2 H: 3 E: 0 K: 0 S: 17	H: 3 LOB: 1 BB: 1 P: 25	1B: 8 2B: 2 3B: 0 HR: 1	SF: 0 SAC: 0 DP: 2 HBP: 0	WP: 1 PB: 0 SB: 1 CS: 0	PA: 38		
<b>PITCHER</b>	IP	WLS	BF	H	R	ER	SO	BB	IBB	HBP	BLK	WP	HR	S	P	ERA	WHIP							
32 Roy Halladay, R ERA: 2.88 (1,1)	7.0	W	27	6	2	2	7	1	0	0	0	0	1	67	107	2.57	1.000							
37 Scott Downs, L ERA: 1.8 (8,1)	1.0		5	2	1	1	0	0	0	0	0	1	0	12	18	9.00	2.000							
52 B.J. Ryan, L ERA: 2.79 (9,1)	1.0		6	3	2	2	0	1	0	0	0	0	0	17	25	18.00	4.000							

Toronto Blue Jays @ Los Angeles Angels  
Angel Stadium of Anaheim, Anaheim, CA  
Sat Jul 05 2008, 6:05 PM PDT  
Att: 43,767 - Clear - 78 F

AB 36  
R 5  
H 11  
RBI 4  
BB 2  
SO 7  
LOB 11





Batter	1	2	3	4	5	6	7	8	9	AB	R	H	RBI	BB	SO	LOB	TOP					
1 Joe Inglett, L (1,4) OBP: 0.370, SLG: 0.460	G4-3		F8			G4-3		G4-3		4	0	0	0	0	0	0	Toronto Blue Jays @ Los Angeles Angels Angel Stadium of Anaheim, Anaheim, CA Sun Jul 06 2008, 12:35 PM PDT Att: 41,026 - Sunny - 81 F					
19 Marco Scutaro, R (1,6) OBP: 0.347, SLG: 0.328	F9			G6-3				F8		4	0	1	0	0	0	0						
15 Alex Rios, R (1,9) OBP: 0.336, SLG: 0.398	G6-3			F8			P3			4	0	1	0	0	0	1						
10 Vernon Wells, R (1,8) OBP: 0.321, SLG: 0.447		35 WP 2B		E6			G6-3			4	0	1	0	0	0	2						
35 Lyle Overbay, L (1,3) OBP: 0.369, SLG: 0.399		K								4	0	1	0	0	1	1						
33 Scott Rolen, R (1,5) OBP: 0.363, SLG: 0.446		K								3	0	1	0	0	1	1						
Gregg Zaun, S (1,10) OBP: 0.349, SLG: 0.387		G3-1								3	0	0	0	0	1	2						
20 Rod Barajas, R (1,2) OBP: 0.326, SLG: 0.471			P4					F9		3	1	1	1	0	0	1						
26 Adam Lind, L (1,7) OBP: 0.246, SLG: 0.386			G1-3			G3-1				3	0	0	0	0	0	0						
<b>Inning Stats</b>	R: 0 E: 0 K: 0 S: 4	H: 0 LOB: 0 BB: 0 P: 9	R: 0 E: 0 K: 2 S: 10	H: 1 LOB: 1 BB: 0 P: 18	R: 0 E: 0 K: 0 S: 7	H: 0 LOB: 0 BB: 0 P: 9	R: 0 E: 1 K: 0 S: 7	H: 1 LOB: 2 BB: 0 P: 9	R: 1 E: 0 K: 0 S: 9	H: 1 LOB: 0 BB: 0 P: 11	R: 0 E: 0 K: 0 S: 7	H: 1 LOB: 1 BB: 0 P: 9	R: 0 E: 0 K: 1 S: 12	H: 0 LOB: 0 BB: 0 P: 17	R: 0 E: 0 K: 0 S: 6	H: 0 LOB: 0 BB: 0 P: 9	R: 0 E: 0 K: 0 S: 5	H: 1 LOB: 0 BB: 0 P: 7	1B: 1 2B: 5 3B: 0 HR: 1	SF: 0 SAC: 0 DP: 1 HBP: 0	WP: 1 PB: 0 SB: 0 CS: 0	PA: 32
<b>PITCHER</b> Jon Garland, R (1,1) ERA: 3.76	IP: 9.0 WLS: W BF: 32 H: 6 R: 1 ER: 1 SO: 3 BB: 0 IBB: 0 HBP: 0 BLK: 0 WP: 1 HR: 1 S: 67 P: 98 ERA: 1.00 WHIP: 0.667																					

Batter	1	2	3	4	5	6	7	8	9	AB	R	H	RBI	BB	SO	LOB	BOTTOM	
9 Chone Figgins, S (1,5) OBP: 0.388, SLG: 0.328	FC1-5 HBP 1B		F7		F9			F9		4	0	1	0	1	0	1	Toronto Blue Jays @ Los Angeles Angels Angel Stadium of Anaheim, Anaheim, CA Sun Jul 06 2008, 12:35 PM PDT Att: 41,026 - Sunny - 81 F	
Casey Kotchman, L (1,3) OBP: 0.398, SLG: 0.432	27 FC1-5 HBP 2B					G4-3		F9		4	1	1	0	0	0	3		
27 Vladimir Guerrero, R (1,10) OBP: 0.330, SLG: 0.497	FC1-5 2B					G6-3		G4-3		5	1	0	0	0	1	5		
48 Torii Hunter, R (1,8) OBP: 0.321, SLG: 0.443	F7					G1-3				4	1	1	0	0	1	3		
Garret Anderson, L (1,7) OBP: 0.306, SLG: 0.405	2 SAFE CU79 SL87 SL90 CH81 SL87 SL87							F8		3	1	2	2	1	0	1		
47 Howie Kendrick, R (1,4) OBP: 0.336, SLG: 0.438	1-H 2-H 2B							K		4	1	1	0	0	1	4		
Juan Rivera, R (1,9) OBP: 0.247, SLG: 0.324										3	1	1	1	1	0	2		
77 Reggie Willits, S (8,9) OBP: 0.301, SLG: 0.217										0	0	0	0	0	0	0		
5 Jeff Mathis, R (1,2) OBP: 0.298, SLG: 0.355										4	1	2	3	0	1	0		
2 Erick Aybar, S (1,6) OBP: 0.301, SLG: 0.387										4	0	2	0	0	0	2		
<b>Inning Stats</b>	R: 2 E: 0 K: 0 S: 10	H: 2 LOB: 1 BB: 0 P: 21	R: 1 E: 0 K: 1 S: 8	H: 1 LOB: 0 BB: 0 P: 14	R: 0 E: 0 K: 1 S: 11	H: 1 LOB: 2 BB: 1 P: 20	R: 0 E: 0 K: 0 S: 9	H: 1 LOB: 0 BB: 0 P: 15	R: 3 E: 0 K: 0 S: 27	H: 4 LOB: 2 BB: 1 P: 40	R: 1 E: 0 K: 1 S: 11	H: 2 LOB: 2 BB: 1 P: 17	R: 0 E: 0 K: 1 S: 10	H: 0 LOB: 0 BB: 0 P: 16	1B: 8 2B: 2 3B: 0 HR: 1	SF: 0 SAC: 0 DP: 0 HBP: 1	WP: 1 PB: 0 SB: 0 CS: 0	PA: 39
<b>PITCHER</b> 51 Jesse Litsch, R (1,1) ERA: 4.01 39 Jesse Carlson, L (6,1) ERA: 2.22 22 Brandon League, R (6,1) ERA: 4.5 56 Brian Tallet, L (8,1) ERA: 3.0	IP: 5.1 WLS: L BF: 26 H: 8 R: 6 ER: 2 SO: 2 BB: 1 IBB: 0 HBP: 0 BLK: 0 WP: 0 HR: 1 S: 55 P: 94 ERA: 10.12 WHIP: 6.000																	

AB	32
R	1
H	6
RBI	1
BB	0
SO	3
LOB	8



AB	35
R	7
H	11
RBI	6
BB	3
SO	4
LOB	21





Batter	1	2	3	4	5	6	7	8	9	AB	R	H	RBI	BB	SO	LOB	TOP										
1 Brian Roberts, S OBP: 0.375, SLG: 0.490	P5		21 1B 17 SF8 BB		G6-3		21 1B IBB		G6-3	3	1	0	0	2	0	0											
21 Nick Markakis, L OBP: 0.396, SLG: 0.488	G4-3		FC6-4 1B		P6		1-2 2-H 3-H 1B			4	0	2	2	0	0	0											
17 Aubrey Huff, L OBP: 0.343, SLG: 0.530	HR		SF8		G6-3		K			3	1	1	2	0	1	2											
Kevin Millar, R OBP: 0.348, SLG: 0.407	L4		FC6-4		F9		G6-3			4	0	0	0	0	0	3											
30 Luke Scott, L OBP: 0.336, SLG: 0.489	K		K2-3		G4-3		G6-3			4	0	0	0	0	2	0											
6 Melvin Mora, R OBP: 0.301, SLG: 0.392	G6-3		10 2B 1B		G4-3		G4-3			4	1	1	0	0	0	0											
Ramon Hernandez, R OBP: 0.286, SLG: 0.379	L9		P3				12 2B 21 1B BB		G5-3	3	1	0	0	1	0	1											
10 Adam Jones, R OBP: 0.321, SLG: 0.399			E5 12 SH1-3 1 WP				K		F8	4	1	1	1	0	1	1											
12 Brandon Fahey, L OBP: 0.265, SLG: 0.396			SH1-3		G4-3				G1-3	2	1	1	0	0	0	1											
Jay Payton, R OBP: 0.280, SLG: 0.366							21 1B 2B			1	0	0	0	0	0	0											
Freddie Bynum, L OBP: 0.230, SLG: 0.234										0	0	0	0	0	0	0											
<b>Inning Stats</b>	R: 1 E: 0 K: 0 S: 7	H: 1 LOB: 0 BB: 0 P: 14	R: 0 E: 0 K: 1 S: 8	H: 0 LOB: 0 BB: 0 P: 14	R: 2 E: 1 K: 0 S: 12	H: 1 LOB: 1 BB: 1 P: 20	R: 1 E: 0 K: 1 S: 12	H: 2 LOB: 1 BB: 0 P: 18	R: 0 E: 0 K: 0 S: 6	H: 0 LOB: 0 BB: 0 P: 9	R: 0 E: 0 K: 0 S: 11	H: 0 LOB: 0 BB: 0 P: 17	R: 2 E: 0 K: 2 S: 17	H: 2 LOB: 2 BB: 2 P: 33	R: 0 E: 0 K: 0 S: 5	H: 0 LOB: 0 BB: 0 P: 8	R: 0 E: 0 K: 0 S: 9	H: 0 LOB: 0 BB: 0 P: 16	1B: 3 2B: 2 3B: 0 HR: 1	SF: 1 SAC: 1 DP: 0 HBP: 0	WP: 1 PB: 0 SB: 1 CS: 0	PA: 37					
<b>PITCHER</b>	IP	WLS	BF	H	R	ER	SO	BB	IBB	HBP	BLK	WP	HR	S	P	ERA	WHIP										
29 Dustin McGowan, R ERA: 4.37	4.0		18	4	4	2	2	1	0	0	0	1	1	39	66	4.50	1.250										
56 Brian Tallet, L ERA: 2.53	2.0		6	0	0	0	0	0	0	0	0	0	0	17	26	0.00	0.000										
54 Jason Frasor, R ERA: 4.1	0.1		3	1	2	2	1	1	0	0	0	0	0	11	20	54.00	6.000										
37 Scott Downs, L ERA: 1.73	1.2		7	1	0	0	1	0	1	0	0	0	0	11	21	0.00	0.600										
52 B.J. Ryan, L ERA: 2.7	1.0	W	3	0	0	0	0	0	0	0	0	0	0	9	16	0.00	0.000										

Baltimore Orioles @ Toronto Blue Jays  
Rogers Centre, Toronto, ON  
Tue Jul 08 2008, 7:07 PM EDT  
Att: 23,276 - Roof Closed - 68 F

AB 32  
R 6  
H 6  
RBI 5  
BB 3  
SO 4  
LOB 8



Batter	1	2	3	4	5	6	7	8	9	AB	R	H	RBI	BB	SO	LOB	BOTTOM										
1 Joe Inglett, L OBP: 0.371, SLG: 0.457	19 1B G6-3		19 1B G5-4-3		G3		F7		F8	5	1	2	0	0	2												
19 Marco Scutaro, R OBP: 0.344, SLG: 0.323	G6-3		G5-4-3		F7		15 3B BB		K	4	1	0	0	1	1	2											
15 Alex Rios, R OBP: 0.337, SLG: 0.402	K		F8		G4-3		10 1B 3B		10 1B 33 E BB	4	2	1	3	1	1	1											
10 Vernon Wells, R OBP: 0.326, SLG: 0.448	2H 1B				20 1B BB		G5-3		33 HBP 1B	4	1	2	2	1	1	1											
Matt Stairs, L OBP: 0.345, SLG: 0.405	F7				35 BB 20 1B BB		P6		33 HBP 1B	3	0	1	0	2	0	1											
33 Scott Rolen, R OBP: 0.364, SLG: 0.441			35 S BB		F4		G6-3		20 FC6-4 HBP	3	0	0	0	1	0	3											
20 Rod Barajas, R OBP: 0.330, SLG: 0.471	L5				35 BB 1B				FC6-4	4	1	2	1	0	0	4											
35 Lyle Overbay, L OBP: 0.368, SLG: 0.395	K				26 G5-4-3 BB		F7		F7	3	0	0	0	1	1	2											
26 Adam Lind, L OBP: 0.246, SLG: 0.377					G5-4-3				L8	4	1	1	0	0	1	4											
35 Brad Wilkerson, L OBP: 0.330, SLG: 0.330							15 3B 1B			0	0	0	0	0	0	0											
<b>Inning Stats</b>	R: 1 E: 0 K: 1 S: 10	H: 2 LOB: 1 BB: 0 P: 17	R: 0 E: 0 K: 2 S: 11	H: 0 LOB: 1 BB: 1 P: 22	R: 0 E: 0 K: 0 S: 6	H: 1 LOB: 0 BB: 0 P: 10	R: 1 E: 0 K: 0 S: 9	H: 1 LOB: 2 BB: 3 P: 26	R: 0 E: 0 K: 0 S: 7	H: 0 LOB: 0 BB: 0 P: 10	R: 0 E: 0 K: 0 S: 5	H: 0 LOB: 0 BB: 0 P: 8	R: 4 E: 0 K: 0 S: 17	H: 5 LOB: 3 BB: 1 P: 32	R: 0 E: 0 K: 0 S: 4	H: 0 LOB: 0 BB: 0 P: 7	R: 1 E: 2 K: 2 S: 10	H: 0 LOB: 2 BB: 2 P: 22	1B: 8 2B: 0 3B: 1 HR: 0	SF: 0 SAC: 0 DP: 2 HBP: 1	WP: 0 PB: 0 SB: 2 CS: 0	PA: 42					
<b>PITCHER</b>	IP	WLS	BF	H	R	ER	SO	BB	IBB	HBP	BLK	WP	HR	S	P	ERA	WHIP										
40 Daniel Cabrera, R ERA: 4.4	6.1		27	4	4	4	3	4	0	0	0	0	0	7	14	54.00	9.000										
45 Dennis Sarfate, R ERA: 3.6	0.1	B	4	2	2	2	0	1	0	0	0	0	0	3	8	*	*										
Alberto Castillo, L ERA:	0.0		2	1	0	0	0	0	0	1	0	0	0	3	8	*	*										
Chad Bradford, R ERA: 2.76	0.1		1	0	0	0	0	0	0	0	0	0	0	1	2	0.00	0.000										
43 Jim Johnson, R ERA: 1.81	1.2	L	8	0	1	0	2	1	1	0	0	0	0	14	29	0.00	0.600										

Baltimore Orioles @ Toronto Blue Jays  
Rogers Centre, Toronto, ON  
Tue Jul 08 2008, 7:07 PM EDT  
Att: 23,276 - Roof Closed - 68 F

AB 34  
R 7  
H 9  
RBI 6  
BB 7  
SO 5  
LOB 20





Batter	1	2	3	4	5	6	7	8	9	AB	R	H	RBI	BB	SO	LOB	TOP								
<b>1 Brian Roberts, S</b> OBP: 0.373, SLG: 0.486										5	0	1	0	0	2	1	<b>Baltimore Orioles @ Toronto Blue Jays</b> Rogers Centre, Toronto, ON Wed Jul 09 2008, 7:07 PM EDT Att: 22,365 - Clear - 77 F								
<b>21 Nick Markakis, L</b> OBP: 0.399, SLG: 0.499										5	3	3	1	0	1	0									
<b>17 Aubrey Huff, L</b> OBP: 0.347, SLG: 0.533										4	1	2	0	1	1	1									
<b>Kevin Millar, R</b> OBP: 0.346, SLG: 0.404										5	0	1	1	0	1	4									
<b>30 Luke Scott, L</b> OBP: 0.341, SLG: 0.489										2	1	1	0	2	0	0									
<b>6 Melvin Mora, R</b> OBP: 0.301, SLG: 0.390										4	1	1	2	0	2	2									
<b>Ramon Hernandez, R</b> OBP: 0.286, SLG: 0.377										4	1	1	1	0	0	0									
<b>10 Adam Jones, R</b> OBP: 0.321, SLG: 0.407										4	1	1	3	0	2	0									
<b>12 Brandon Fahey, L</b> OBP: 0.269, SLG: 0.380 <b>Jay Payton, R</b> OBP: 0.279, SLG: 0.364										2	0	0	0	1	1	0									
<b>Inning Stats</b>	R: 0 E: 0 K: 0 S: 4	H: 0 LOB: 0 BB: 0 P: 9	R: 0 E: 0 K: 1 S: 9	H: 0 LOB: 0 BB: 0 P: 16	R: 0 E: 0 K: 2 S: 7	H: 0 LOB: 0 BB: 0 P: 10	R: 1 E: 0 K: 2 S: 14	H: 2 LOB: 2 BB: 1 P: 26	R: 0 E: 0 K: 2 S: 13	H: 0 LOB: 1 BB: 1 P: 22	R: 6 E: 0 K: 0 S: 21	H: 6 LOB: 0 BB: 1 P: 37	R: 0 E: 0 K: 2 S: 15	H: 2 LOB: 0 BB: 0 P: 19	R: 0 E: 0 K: 0 S: 4	H: 0 LOB: 0 BB: 0 P: 6	R: 1 E: 0 K: 2 S: 12	H: 1 LOB: 1 BB: 1 P: 23	1B: 8 2B: 1 3B: 0 HR: 2	SF: 0 SAC: 0 DP: 0 HBP: 0	WP: 0 PB: 0 SB: 1 CS: 1	PA: 41			
<b>PITCHER</b>	IP	WLS	BF	H	R	ER	SO	BB	IBB	HBP	BLK	WP	HR	S	P	ERA	WHIP								
<b>A.J. Burnett, R</b> ERA: 5.23	5.1	W	26	7	7	7	7	3	0	0	0	0	1	62	112	11.81	1.875								
<b>39 Jesse Carlson, L</b> ERA: 2.1	1.2	H	6	3	0	0	2	0	0	0	0	0	0	21	27	0.00	1.800								
<b>37 Scott Downs, L</b> ERA: 1.69	1.0	H	3	0	0	0	0	0	0	0	0	0	0	4	6	0.00	0.000								
<b>52 B.J. Ryan, L</b> ERA: 2.9	1.0	S	5	1	1	1	2	1	0	0	0	0	1	12	23	9.00	2.000								

AB	36
R	8
H	11
RBI	8
BB	4
SO	11
LOB	8



Batter	1	2	3	4	5	6	7	8	9	AB	R	H	RBI	BB	SO	LOB	BOTTOM								
<b>David Eckstein, R</b> OBP: 0.365, SLG: 0.361										4	1	2	2	1	2	1	<b>Baltimore Orioles @ Toronto Blue Jays</b> Rogers Centre, Toronto, ON Wed Jul 09 2008, 7:07 PM EDT Att: 22,365 - Clear - 77 F								
<b>19 Marco Scutaro, R</b> OBP: 0.352, SLG: 0.327										3	1	2	0	2	0	0									
<b>15 Alex Rios, R</b> OBP: 0.338, SLG: 0.402										5	1	2	2	0	0	5									
<b>10 Vernon Wells, R</b> OBP: 0.329, SLG: 0.449 <b>35 Brad Wilkerson, L</b> OBP: 0.329, SLG: 0.328										4	2	2	1	0	0	3									
<b>20 Rod Barajas, R</b> OBP: 0.326, SLG: 0.464										5	0	1	0	0	1	4									
<b>33 Scott Rolen, R</b> OBP: 0.368, SLG: 0.439										3	1	1	1	1	0	0									
<b>Gregg Zaun, S</b> OBP: 0.352, SLG: 0.382 <b>35 Lyle Overbay, L</b> OBP: 0.368, SLG: 0.395										2	2	0	1	2	1	3									
<b>26 Adam Lind, L</b> OBP: 0.246, SLG: 0.385 <b>1 Joe Inglett, L</b> OBP: 0.371, SLG: 0.457										0	0	0	0	0	0	0									
<b>6 John McDonald, R</b> OBP: 0.235, SLG: 0.191										4	1	1	1	0	0	1									
<b>Inning Stats</b>	R: 0 E: 1 K: 0 S: 6	H: 1 LOB: 1 BB: 1 P: 11	R: 0 E: 0 K: 1 S: 14	H: 0 LOB: 0 BB: 1 P: 23	R: 0 E: 0 K: 1 S: 6	H: 0 LOB: 0 BB: 0 P: 7	R: 7 E: 0 K: 0 S: 21	H: 6 LOB: 2 BB: 2 P: 41	R: 1 E: 0 K: 0 S: 10	H: 1 LOB: 1 BB: 1 P: 20	R: 1 E: 0 K: 0 S: 12	H: 3 LOB: 2 BB: 0 P: 18	R: 0 E: 0 K: 0 S: 10	H: 1 LOB: 2 BB: 1 P: 17	R: 0 E: 0 K: 1 S: 7	H: 0 LOB: 0 BB: 0 P: 12	1B: 9 2B: 3 3B: 0 HR: 0	SF: 0 SAC: 0 DP: 1 HBP: 1	WP: 0 PB: 0 SB: 1 CS: 0	PA: 42					
<b>PITCHER</b>	IP	WLS	BF	H	R	ER	SO	BB	IBB	HBP	BLK	WP	HR	S	P	ERA	WHIP								
<b>18 Garrett Olson, L</b> ERA: 5.65	3.2	L	22	7	7	7	2	4	0	1	0	0	0	43	76	17.18	3.000								
<b>Lance Cormier, R</b> ERA: 2.62	2.0		10	3	2	2	1	1	0	0	0	0	0	22	36	9.00	2.000								
<b>Fernando Cabrera, R</b> ERA: 1.88	1.1		7	2	0	0	0	1	0	0	0	0	0	14	25	0.00	2.250								
<b>35 Greg Aquino, R</b> ERA: 11.88	1.0		3	0	0	0	1	0	0	0	0	0	0	7	12	0.00	0.000								

AB	35
R	9
H	12
RBI	9
BB	6
SO	4
LOB	21





Batter	1	2	3	4	5	6	7	8	9	AB	R	H	RBI	BB	SO	LOB	TOP										
1 Brian Roberts, S OBP: 0.373, SLG: 0.483	F8	F7			BB			BB		4	1	1	0	1	1	0	<b>Baltimore Orioles @ Toronto Blue Jays</b> Rogers Centre, Toronto, ON Thu Jul 10 2008, 7:07 PM EDT Att: 22,279 - Partly Cloudy - 79 F  <a href="http://livebaseballscorecards.com">livebaseballscorecards.com</a>										
21 Nick Markakis, L OBP: 0.399, SLG: 0.499	G5-3				BB			G3	G4-3	4	1	1	0	1	1	1											
Kevin Millar, R OBP: 0.283, SLG: 0.399	G5-3				BB			F9		4	0	0	0	0	0	2											
17 Aubrey Huff, L OBP: 0.351, SLG: 0.537					BB					3	1	2	1	1	0	0											
Ramon Hernandez, R OBP: 0.285, SLG: 0.373					BB					3	0	0	0	1	1	2											
6 Melvin Mora, R OBP: 0.303, SLG: 0.394										4	1	2	2	0	0	0											
Jay Payton, R OBP: 0.283, SLG: 0.373										4	1	2	1	0	0	0											
10 Adam Jones, R OBP: 0.320, SLG: 0.411										4	0	1	0	0	0	4											
12 Brandon Fahey, L OBP: 0.250, SLG: 0.352										4	0	0	1	0	1	1											
<b>Inning Stats</b>	R: 1 H: 2 E: 0 K: 1 S: 11	H: 2 LOB: 1 BB: 0 P: 20	R: 2 H: 2 E: 0 K: 0 S: 16	H: 2 LOB: 0 BB: 0 P: 26	R: 0 H: 1 E: 0 K: 1 S: 8	H: 1 LOB: 1 BB: 0 P: 13	R: 0 H: 0 E: 0 K: 0 S: 5	H: 0 LOB: 0 BB: 0 P: 10	R: 0 H: 0 E: 0 K: 0 S: 3	H: 0 LOB: 0 BB: 2 P: 11	R: 0 H: 1 E: 0 K: 1 S: 13	H: 1 LOB: 1 BB: 0 P: 18	R: 2 H: 3 E: 0 K: 0 S: 21	H: 3 LOB: 2 BB: 2 P: 38	R: 0 H: 0 E: 0 K: 1 S: 7	H: 0 LOB: 0 BB: 0 P: 8	1B: 4 2B: 4 3B: 1 HR: 0	SF: 0 SAC: 0 DP: 0 HBP: 0	WP: 0 PB: 0 SB: 1 CS: 0	PA: 39							
<b>PITCHER</b>	IP	WLS	BF	H	R	ER	SO	BB	IBB	HBP	BLK	WP	HR	S	P	ERA	WHIP										
31 John Parrish, L ERA: 2.77	7.0		27	6	3	3	3	2	0	0	0	0	0	61	106	3.86	1.143										
56 Brian Tallet, L ERA: 3.09	0.1		2	1	1	1	0	0	0	0	0	0	0	12	17	27.00	3.000										
22 Brandon League, R ERA: 5.4	0.2		6	2	1	1	0	1	1	0	0	0	0	9	21	13.50	4.500										
57 Shawn Camp, R ERA: 3.65	1.0	W	3	0	0	0	1	0	0	0	0	0	0	7	8	0.00	0.000										

Batter	1	2	3	4	5	6	7	8	9	AB	R	H	RBI	BB	SO	LOB	BOTTOM										
1 Joe Inglett, L OBP: 0.367, SLG: 0.451	G2-3									4	1	1	1	0	0	2	<b>Baltimore Orioles @ Toronto Blue Jays</b> Rogers Centre, Toronto, ON Thu Jul 10 2008, 7:07 PM EDT Att: 22,279 - Partly Cloudy - 79 F  <a href="http://livebaseballscorecards.com">livebaseballscorecards.com</a>										
David Eckstein, R OBP: 0.380, SLG: 0.356										3	0	0	2	0	1	0											
15 Alex Rios, R OBP: 0.337, SLG: 0.401										4	0	1	1	0	0	0											
Matt Stairs, L OBP: 0.345, SLG: 0.401										2	0	0	0	1	0	1											
19 Marco Scutaro, R OBP: 0.351, SLG: 0.326										1	0	0	0	0	1	0											
20 Rod Barajas, R OBP: 0.325, SLG: 0.459										4	0	1	0	0	1	1											
6 John McDonald, R OBP: 0.235, SLG: 0.191										0	1	0	0	0	0	0											
33 Scott Rolen, R OBP: 0.367, SLG: 0.440										4	1	1	0	0	1	0											
35 Brad Wilkerson, L OBP: 0.324, SLG: 0.323										3	0	0	0	0	0	0											
Gregg Zaun, S OBP: 0.356, SLG: 0.382										0	0	0	0	1	0	0											
35 Lyle Overbay, L OBP: 0.369, SLG: 0.397										3	1	2	1	0	0	0											
26 Adam Lind, L OBP: 0.274, SLG: 0.435										4	2	3	1	0	0	1											
<b>Inning Stats</b>	R: 0 H: 0 E: 0 K: 1 S: 10	H: 0 LOB: 0 BB: 0 P: 14	R: 0 H: 0 E: 0 K: 0 S: 7	H: 0 LOB: 0 BB: 0 P: 11	R: 0 H: 1 E: 0 K: 0 S: 6	H: 1 LOB: 0 BB: 0 P: 10	R: 1 H: 1 E: 0 K: 0 S: 10	H: 1 LOB: 1 BB: 1 P: 19	R: 0 H: 0 E: 0 K: 0 S: 8	H: 0 LOB: 0 BB: 0 P: 15	R: 1 H: 2 E: 0 K: 0 S: 10	H: 2 LOB: 1 BB: 0 P: 16	R: 0 H: 0 E: 0 K: 2 S: 10	H: 0 LOB: 0 BB: 0 P: 16	R: 2 H: 2 E: 0 K: 0 S: 8	H: 2 LOB: 0 BB: 0 P: 14	R: 2 H: 3 E: 0 K: 1 S: 7	H: 3 LOB: 2 BB: 1 P: 15	1B: 6 2B: 3 3B: 0 HR: 0	SF: 1 SAC: 1 DP: 1 HBP: 0	WP: 0 PB: 1 SB: 1 CS: 0	PA: 36					
<b>PITCHER</b>	IP	WLS	BF	H	R	ER	SO	BB	IBB	HBP	BLK	WP	HR	S	P	ERA	WHIP										
46 Jeremy Guthrie, R ERA: 3.49	7.0		25	4	2	1	3	1	0	0	0	0	0	61	101	1.29	0.714										
43 Jim Johnson, R ERA: 2.13	1.0	H	5	2	2	2	0	0	0	0	0	0	0	8	14	18.00	2.000										
52 George Sherrill, L ERA: 4.12	0.2	L	6	3	2	2	1	0	1	0	0	0	0	7	15	27.00	4.500										



Batter	1	2	3	4	5	6	7	8	9	AB	R	H	RBI	BB	SO	LOB	TOP			
11 Brett Gardner, L (1,7) OBP: 0.200, SLG: 0.129										3	0	0	0	0	0	0				
2 Derek Jeter, R (1,6) OBP: 0.348, SLG: 0.391										4	0	1	0	0	1	1				
Bobby Abreu, L (1,9) OBP: 0.345, SLG: 0.436										3	0	0	0	0	2	2				
13 Alex Rodriguez, R (1,5) OBP: 0.394, SLG: 0.578										4	0	1	0	0	1	2				
Jason Giambi, L (1,10) OBP: 0.389, SLG: 0.526										3	0	0	0	0	1	1				
20 Jorge Posada, S (1,2) OBP: 0.356, SLG: 0.429										3	0	0	0	0	1	1				
24 Robinson Cano, L (1,4) OBP: 0.286, SLG: 0.361										2	0	0	0	1	0	0				
Wilson Betemit, S (1,3) OBP: 0.269, SLG: 0.417										3	0	0	0	0	1	1				
28 Melky Cabrera, S (1,8) OBP: 0.303, SLG: 0.349										3	0	0	0	0	1	0				
<b>Inning Stats</b>	R: 0 H: 0 E: 0 K: 2 S: 12	H: 0 LOB: 1 BB: 0 P: 20	R: 0 H: 0 E: 0 K: 2 S: 9	H: 0 LOB: 1 BB: 1 P: 16	R: 0 H: 0 E: 0 K: 1 S: 6	H: 0 LOB: 0 BB: 0 P: 10	R: 0 H: 1 E: 0 K: 0 S: 10	H: 0 LOB: 1 BB: 0 P: 14	R: 0 H: 0 E: 0 K: 0 S: 7	H: 0 LOB: 0 BB: 0 P: 11	R: 0 H: 0 E: 0 K: 0 S: 4	H: 0 LOB: 0 BB: 0 P: 6	R: 0 H: 0 E: 0 K: 1 S: 7	H: 0 LOB: 0 BB: 0 P: 9	R: 0 H: 1 E: 0 K: 1 S: 15	H: 1 LOB: 1 BB: 0 P: 20	1B: 1 2B: 1 3B: 0 HR: 0	SF: 0 SAC: 0 DP: 0 HBP: 2	WP: 0 PB: 0 SB: 1 CS: 1	PA: 32
<b>PITCHER</b> 32 Roy Halladay, R (1,1) ERA: 2.71	IP: 9.0 WLS: W BF: 31	H: 2 R: 0 ER: 0 SO: 8	BB: 1 IBB: 0 HBP: 2 BLK: 0	WP: 0 HR: 0 S: 76 P: 113	ERA: 0.00 WHIP: 0.333															

**New York Yankees @ Toronto Blue Jays**  
Rogers Centre, Toronto, ON  
Fri Jul 11 2008, 7:07 PM EDT  
Att: 43,078 - Clear - 73 F

AB	28
R	0
H	2
RBI	0
BB	1
SO	8
LOB	8



Batter	1	2	3	4	5	6	7	8	9	AB	R	H	RBI	BB	SO	LOB	BOTTOM			
1 Joe Inglett, L (1,9) OBP: 0.364, SLG: 0.445										4	1	1	0	0	1	1				
David Eckstein, R (1,6) OBP: 0.356, SLG: 0.351										3	0	0	0	0	2	2				
6 John McDonald, R (8,6) OBP: 0.231, SLG: 0.188										1	0	0	0	0	0	0				
35 Lyle Overbay, L (1,3) OBP: 0.374, SLG: 0.405										4	1	3	1	0	0	0				
Matt Stairs, L (1,10) OBP: 0.344, SLG: 0.412										4	1	1	3	0	1	2				
20 Rod Barajas, R (1,2) OBP: 0.323, SLG: 0.471										4	1	1	1	0	1	1				
33 Scott Rolen, R (1,5) OBP: 0.361, SLG: 0.433										4	0	0	0	0	3	0				
35 Brad Wilkerson, L (1,8) OBP: 0.324, SLG: 0.323										3	0	1	0	0	1	0				
19 Marco Scutaro, R (1,4) OBP: 0.347, SLG: 0.322										3	0	0	0	0	1	1				
26 Adam Lind, L (1,7) OBP: 0.289, SLG: 0.458										3	1	2	0	0	0	0				
36 Kevin Mench, R (8,7) OBP: 0.282, SLG: 0.290										0	0	0	0	0	0	0				
<b>Inning Stats</b>	R: 0 H: 1 E: 0 K: 1 S: 11	H: 1 LOB: 1 BB: 0 P: 17	R: 0 H: 1 E: 0 K: 1 S: 16	H: 1 LOB: 1 BB: 0 P: 25	R: 2 H: 3 E: 0 K: 2 S: 16	H: 3 LOB: 1 BB: 0 P: 19	R: 0 H: 0 E: 0 K: 0 S: 10	H: 0 LOB: 0 BB: 0 P: 13	R: 0 H: 0 E: 0 K: 1 S: 8	H: 0 LOB: 0 BB: 0 P: 9	R: 1 H: 1 E: 0 K: 2 S: 9	H: 1 LOB: 0 BB: 0 P: 11	R: 0 H: 1 E: 0 K: 2 S: 12	H: 1 LOB: 1 BB: 0 P: 17	R: 2 H: 2 E: 0 K: 1 S: 12	H: 2 LOB: 0 BB: 0 P: 18	1B: 5 2B: 2 3B: 0 HR: 2	SF: 0 SAC: 0 DP: 0 HBP: 0	WP: 1 PB: 1 SB: 0 CS: 0	PA: 33
<b>PITCHER</b> 62 Joba Chamberlain, R (1,1) ERA: 2.69	IP: 6.2 WLS: L BF: 27	H: 7 R: 3 ER: 3 SO: 9	BB: 0 IBB: 0 HBP: 0 BLK: 0	WP: 0 HR: 1 S: 79 P: 108	ERA: 4.05 WHIP: 1.050															
61 Billy Traher, L (7,1) ERA: 6.0	IP: 1.1 WLS: L BF: 6	H: 2 R: 2 ER: 2 SO: 1	BB: 0 IBB: 0 HBP: 0 BLK: 0	WP: 0 HR: 1 S: 15 P: 21	ERA: 13.50 WHIP: 1.500															

**New York Yankees @ Toronto Blue Jays**  
Rogers Centre, Toronto, ON  
Fri Jul 11 2008, 7:07 PM EDT  
Att: 43,078 - Clear - 73 F

AB	33
R	5
H	9
RBI	5
BB	0
SO	10
LOB	7





Batter	1	2	3	4	5	6	7	8	9	AB	R	H	RBI	BB	SO	LOB	TOP					
<b>2 Derek Jeter, R</b> OBP: 0.349, SLG: 0.399										5	1	2	3	0	0	4						
<b>Bobby Abreu, L</b> OBP: 0.344, SLG: 0.432										5	0	1	0	0	2	5						
<b>13 Alex Rodriguez, R</b> OBP: 0.394, SLG: 0.585											5	1	2	3	0	3	2					
<b>Jason Giambi, L</b> OBP: 0.384, SLG: 0.518											4	0	0	0	0	3						
<b>Wilson Betemit, S</b> OBP: 0.275, SLG: 0.423											1	0	1	0	0	0						
<b>20 Jorge Posada, S</b> OBP: 0.304, SLG: 0.421												3	1	0	0	2	1	1				
<b>24 Robinson Cano, L</b> OBP: 0.358, SLG: 0.362												5	1	1	0	0	1	3				
<b>28 Melky Cabrera, S</b> OBP: 0.304, SLG: 0.350												5	2	2	0	0	2	3				
<b>Chad Moeller, R</b> OBP: 0.333, SLG: 0.364											3	1	0	0	0	0	3					
<b>11 Brett Gardner, L</b> OBP: 0.282, SLG: 0.182											2	2	2	3	2	0	0					
<b>Inning Stats</b>	R: 1 E: 0 K: 1 S: 12	H: 1 LOB: 0 BB: 0 P: 20	R: 4 E: 1 K: 2 S: 19	H: 3 LOB: 1 BB: 1 P: 34	R: 3 E: 1 K: 0 S: 20	H: 3 LOB: 1 BB: 0 P: 29	R: 1 E: 0 K: 2 S: 14	H: 2 LOB: 0 BB: 0 P: 24	R: 0 E: 0 K: 0 S: 7	H: 0 LOB: 0 BB: 0 P: 11	R: 0 E: 0 K: 1 S: 9	H: 1 LOB: 0 BB: 1 P: 15	R: 0 E: 0 K: 0 S: 7	H: 0 LOB: 1 BB: 1 P: 14	R: 0 E: 0 K: 2 S: 12	H: 0 LOB: 1 BB: 1 P: 20	R: 0 E: 0 K: 1 S: 8	H: 1 LOB: 1 BB: 0 P: 9	1B: 8 2B: 2 3B: 0 HR: 2	SF: 0 SAC: 0 DP: 2 HBP: 1	WP: 0 PB: 0 SB: 0 CS: 0	PA: 43
<b>PITCHER</b>	IP WLS BF H R ER SO BB IBB HBP BLK WP HR S P ERA WHIP																	<b>PITCHER</b>	IP WLS BF H R ER SO BB IBB HBP BLK WP HR S P ERA WHIP			
<b>51 Jesse Litsch, R</b> ERA: 4.16	(1, 1) 2.2 L 19 7 8 3 3 1 0 1 0 0 0 1 48 80 10.12 3.000																					
<b>56 Brian Tallet, L</b> ERA: 3.19	(3, 1) 1.1 6 2 1 1 2 0 0 0 0 0 0 1 17 27 6.75 1.500																					
<b>40 Brian Wolfe, R</b> ERA: 3.18	(5, 1) 2.0 6 1 0 0 1 1 0 0 0 0 0 0 16 26 0.00 1.000																					
<b>54 Jason Frasor, R</b> ERA: 3.81	(7, 1) 2.0 8 0 0 0 2 2 0 0 0 0 0 0 19 34 0.00 1.000																					
<b>22 Brandon League, R</b> ERA: 4.7	(9, 1) 1.0 4 1 0 0 1 0 0 0 0 0 0 0 8 9 0.00 1.000																					

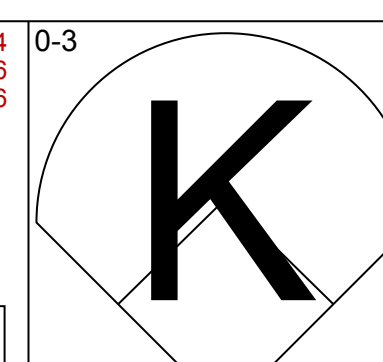
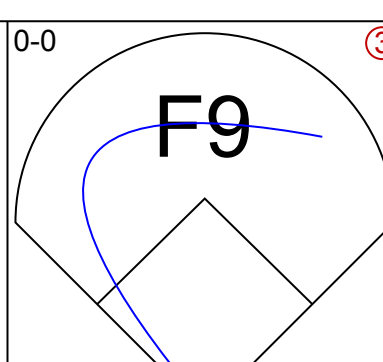
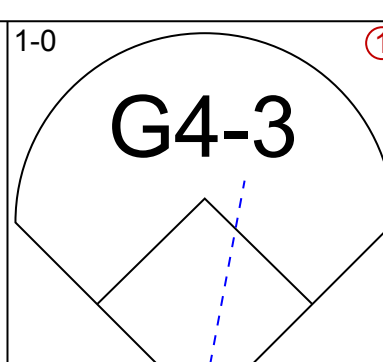
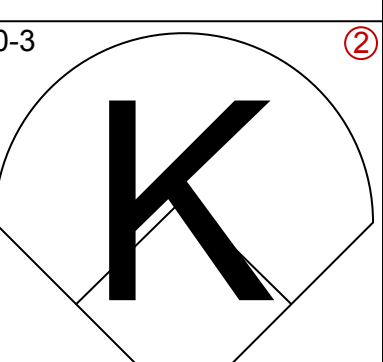
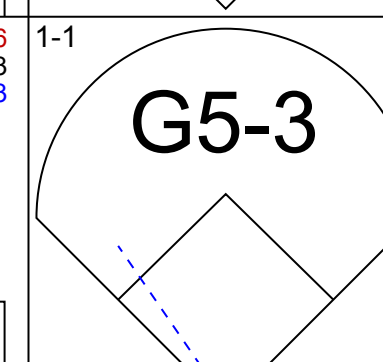
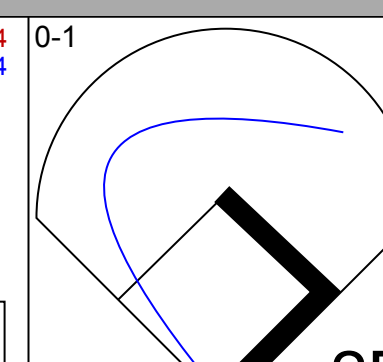
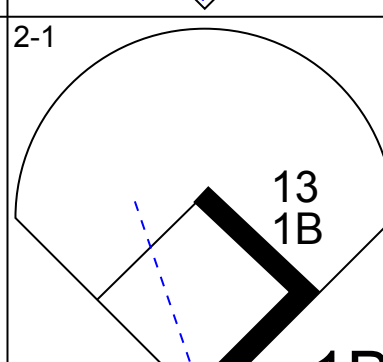
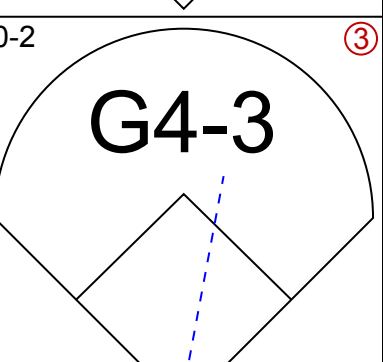
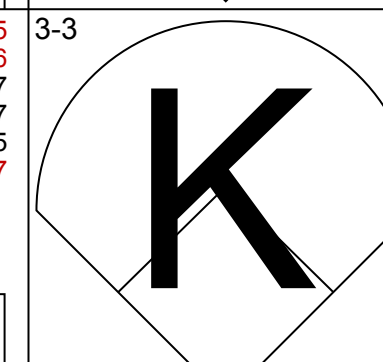
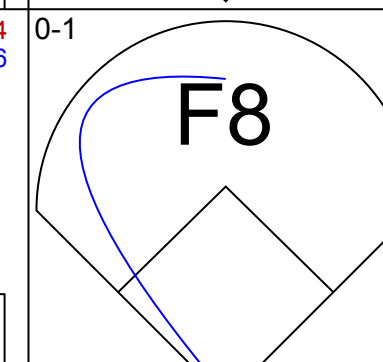
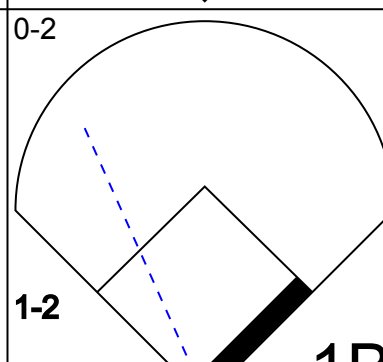

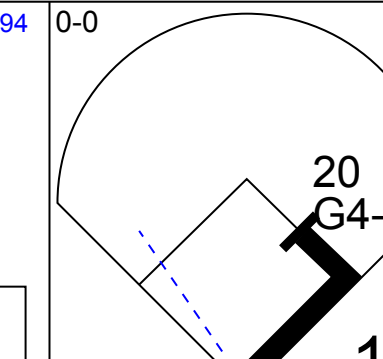
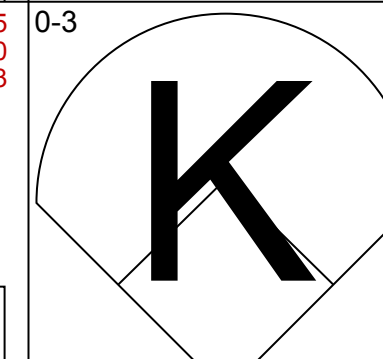
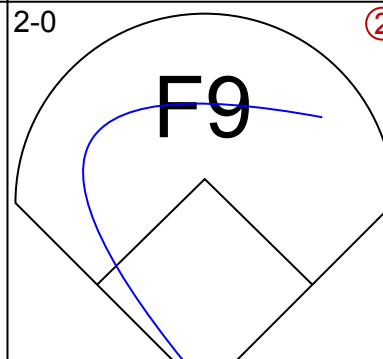

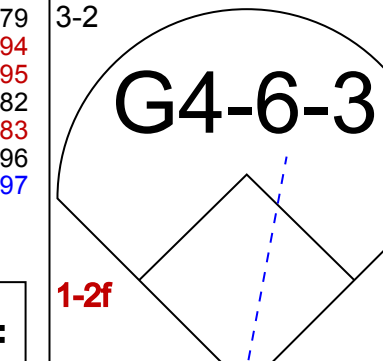
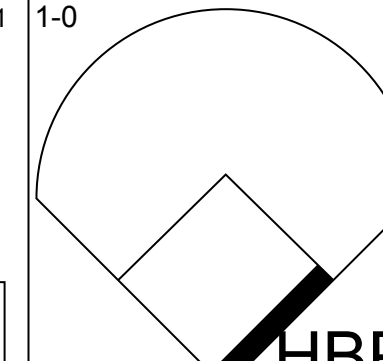
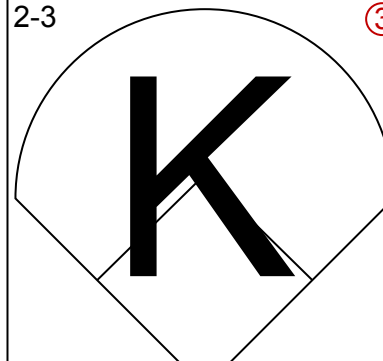

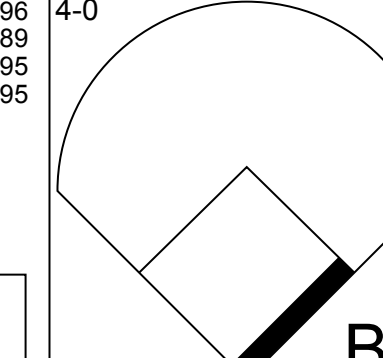
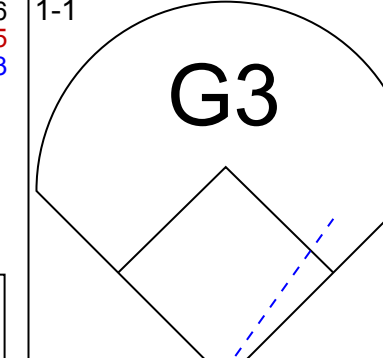
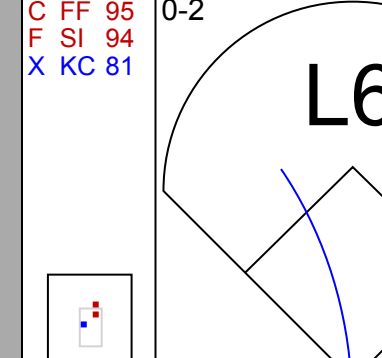
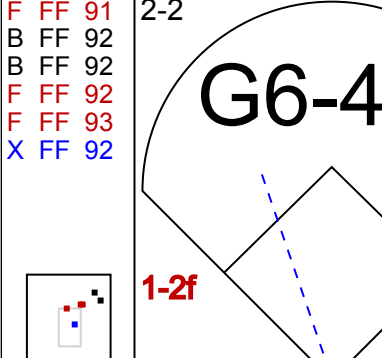
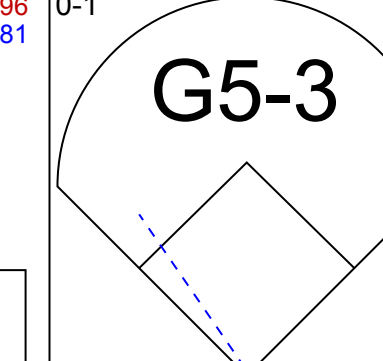
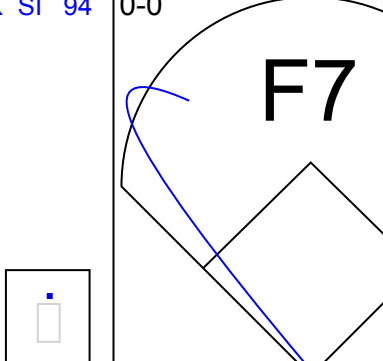
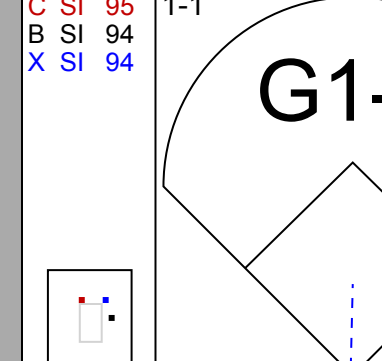
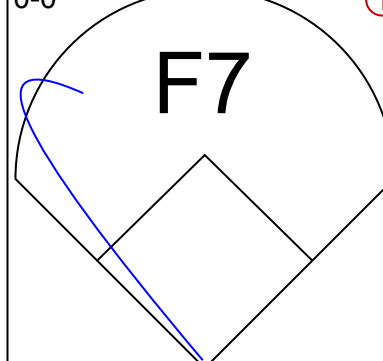
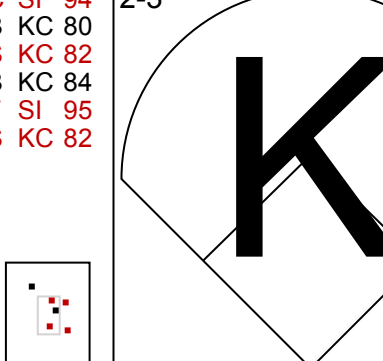
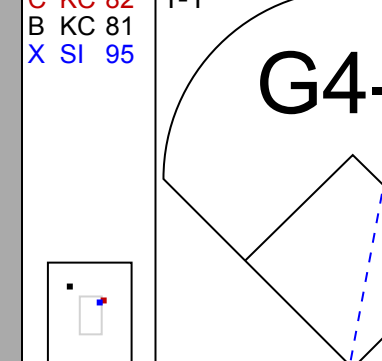
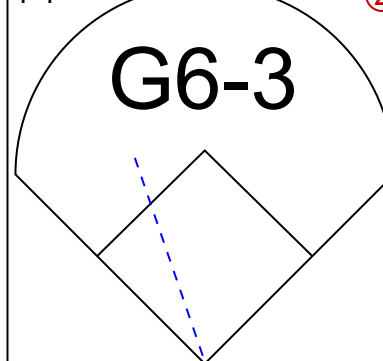
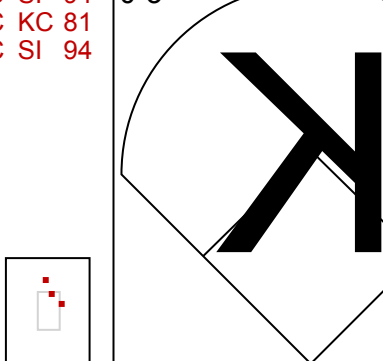
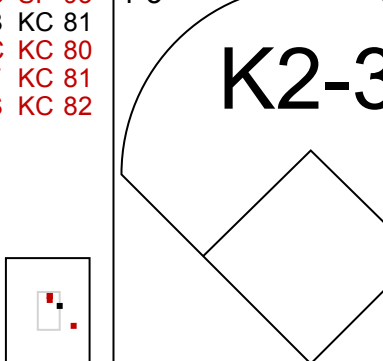
New York Yankees @ Toronto Blue Jays  
Rogers Centre, Toronto, ON  
Sat Jul 12 2008, 1:07 PM EDT  
Att: 44,363 - Partly Cloudy - 72 F

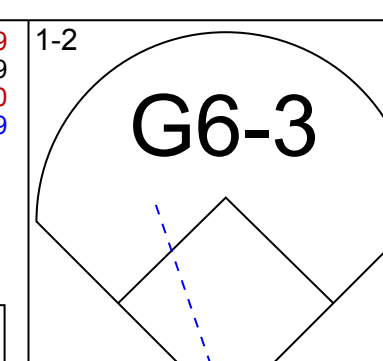
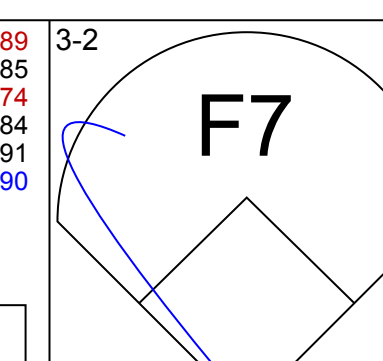
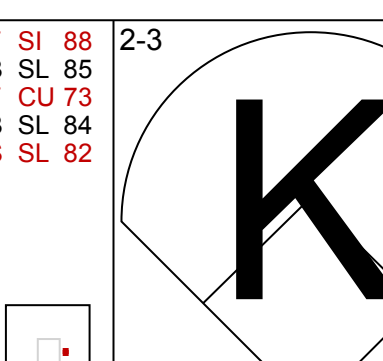
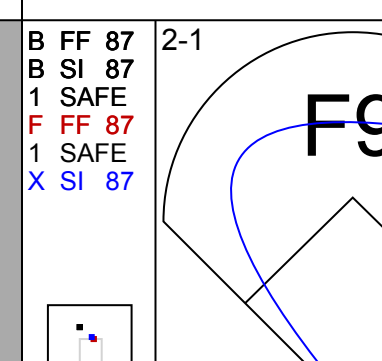
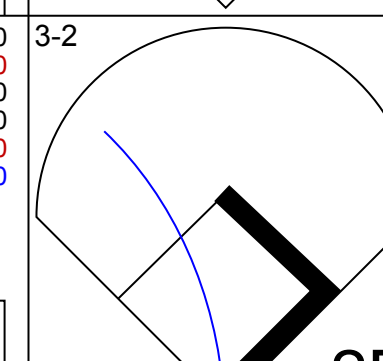
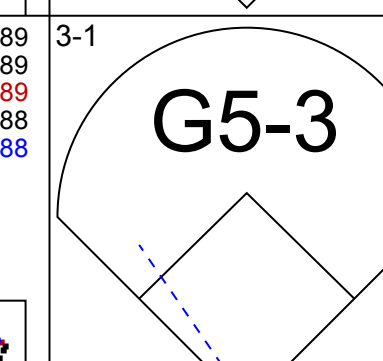
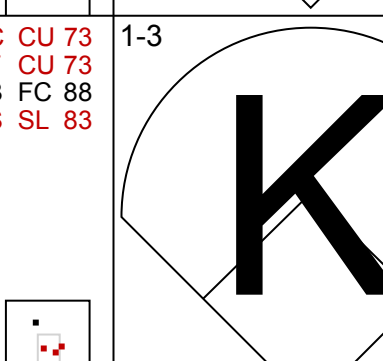
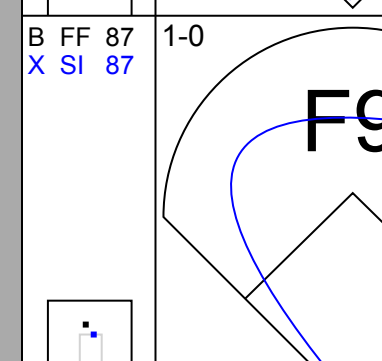
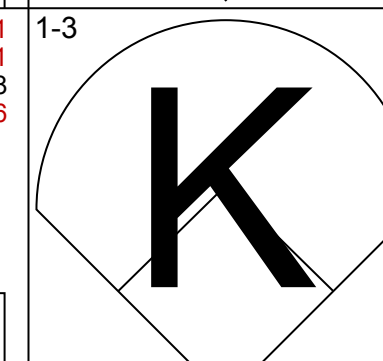
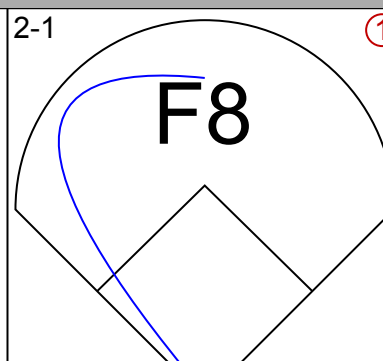
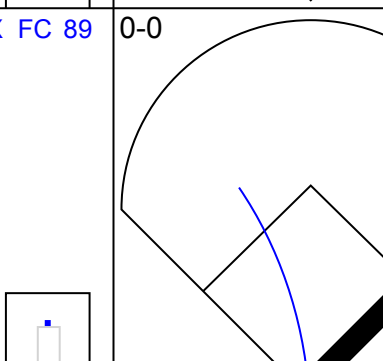
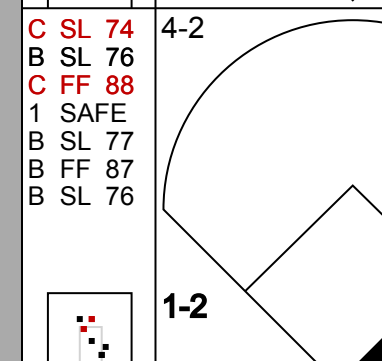
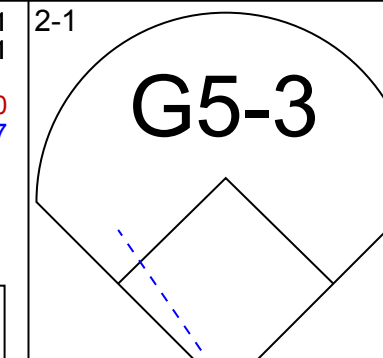
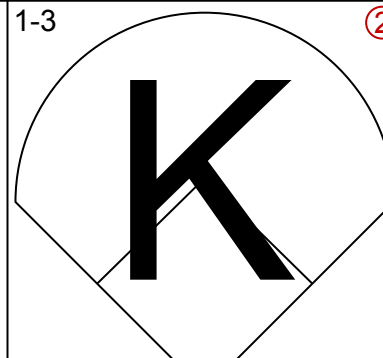
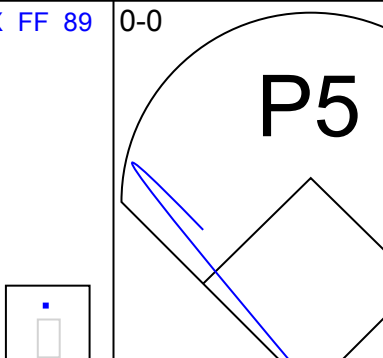
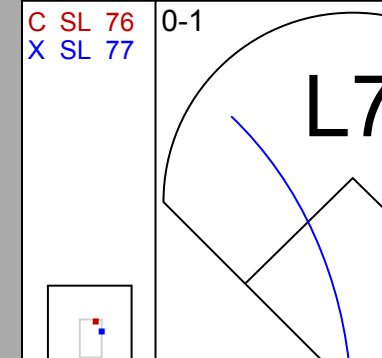
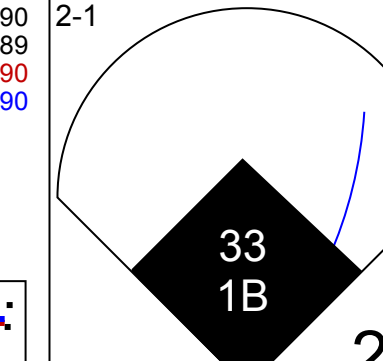
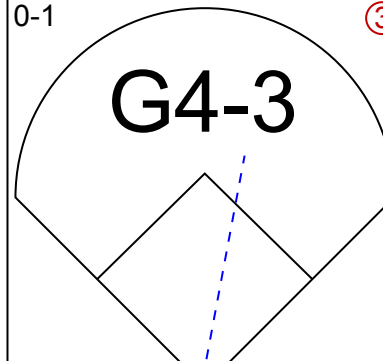
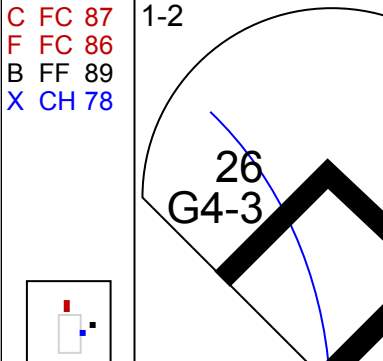
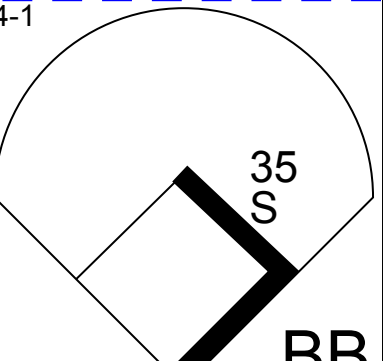
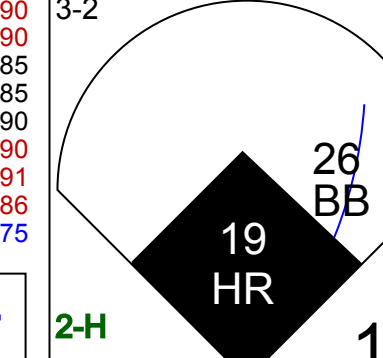
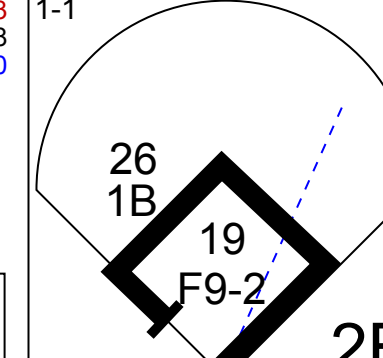
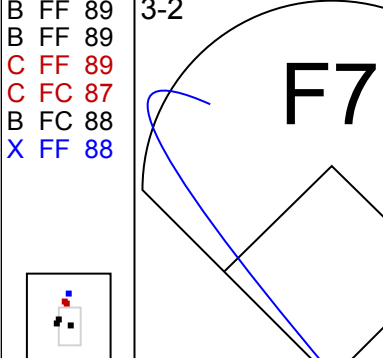
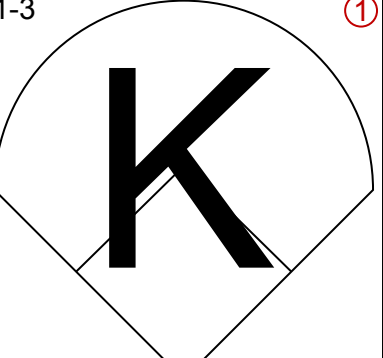
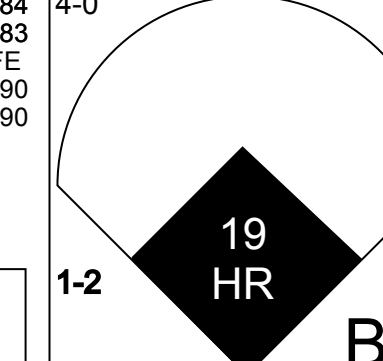
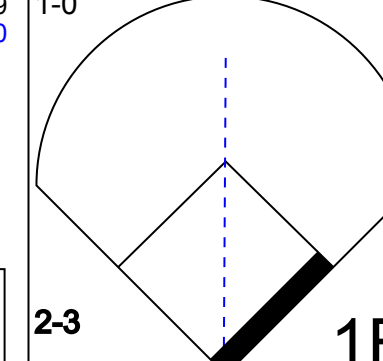
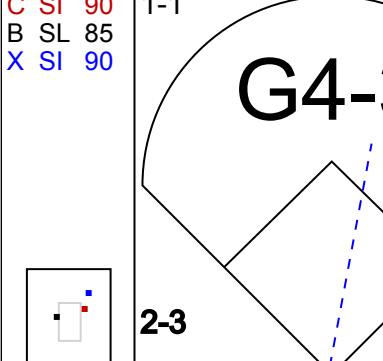
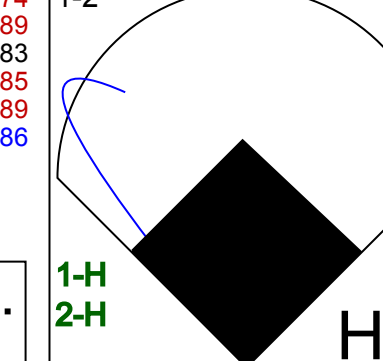
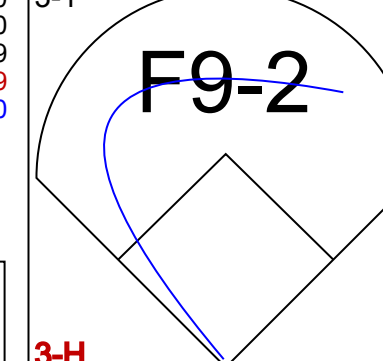
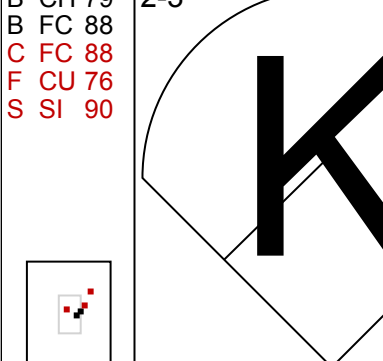
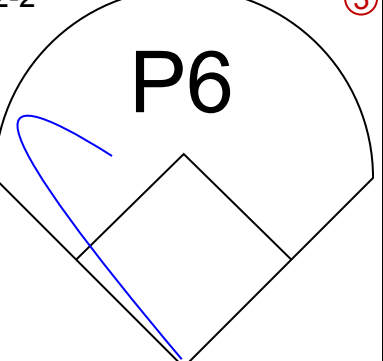
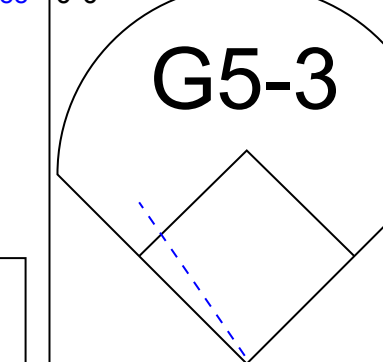
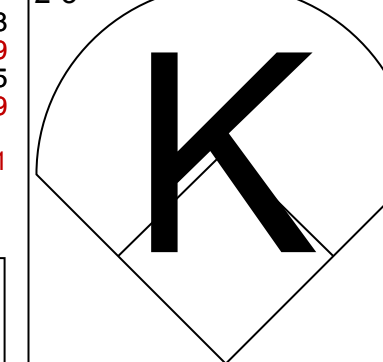


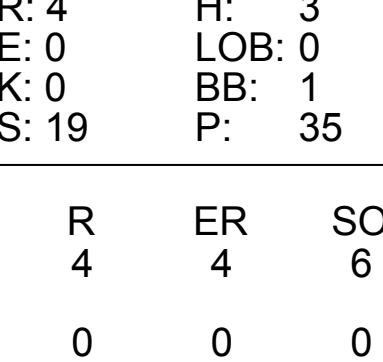
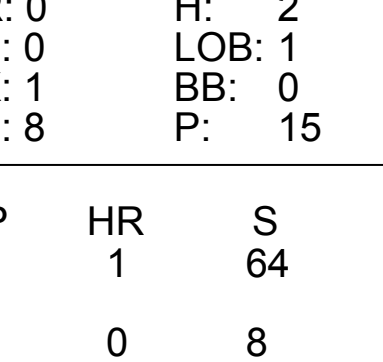
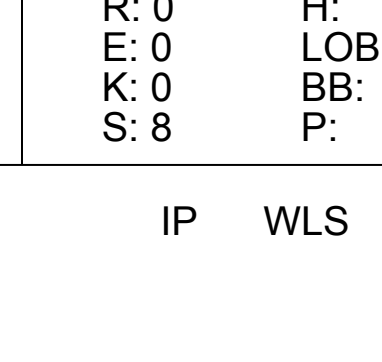
AB	38
R	9
H	11
RBI	9
BB	4
SO	9
LOB	24



Batter	1	2	3	4	5	6	7	8	9	AB	R	H	RBI	BB	SO	LOB	BOTTOM
<b>1 Joe Inglett, L</b> OBP: 0.365, SLG: 0.458											5	1	2	0	0	1	0
<b>19 Marco Scutaro, R</b> OBP: 0.346, SLG: 0.324																	



Batter	1	2	3	4	5	6	7	8	9	AB	R	H	RBI	BB	SO	LOB	TOP				
<b>2 Derek Jeter, R</b> OBP: 0.345, SLG: 0.395										4	0	0	0	0	2	0	<b>New York Yankees @ Toronto Blue Jays</b> Rogers Centre, Toronto, ON Sun Jul 13 2008, 1:07 PM EDT Att: 43,854 - Sunny - 77 F				
<b>Bobby Abreu, L</b> OBP: 0.345, SLG: 0.436										4	0	2	0	0	0	0					
<b>13 Alex Rodriguez, R</b> OBP: 0.392, SLG: 0.581										4	0	1	0	0	1	1					
<b>Jason Giambi, L</b> OBP: 0.386, SLG: 0.529										4	1	2	1	0	1	3					
<b>20 Jorge Posada, S</b> OBP: 0.360, SLG: 0.420										3	0	1	0	0	1	3					
<b>24 Robinson Cano, L</b> OBP: 0.285, SLG: 0.358										3	0	0	0	1	0	3					
<b>28 Melky Cabrera, S</b> OBP: 0.301, SLG: 0.347										3	0	0	0	0	0	1					
<b>Wilson Betemit, S</b> OBP: 0.268, SLG: 0.411										3	0	0	0	0	1	0					
<b>11 Brett Gardner, L</b> OBP: 0.262, SLG: 0.167										3	0	0	0	0	2	0					
<b>Inning Stats</b>	R: 0 E: 0 K: 2 S: 8	H: 0 LOB: 0 BB: 0 P: 12	R: 0 E: 0 K: 0 S: 7	H: 1 LOB: 1 BB: 1 P: 14	R: 0 E: 0 K: 0 S: 4	H: 0 LOB: 0 BB: 0 P: 5	R: 0 E: 0 K: 1 S: 9	H: 1 LOB: 2 BB: 0 P: 11	R: 0 E: 0 K: 2 S: 10	H: 2 LOB: 2 BB: 0 P: 17	R: 0 E: 0 K: 0 S: 10	H: 0 LOB: 0 BB: 0 P: 9	R: 0 E: 0 K: 2 S: 10	H: 0 LOB: 0 BB: 0 P: 11	R: 1 E: 0 K: 0 S: 10	H: 2 LOB: 0 BB: 0 P: 15	1B: 4 2B: 1 3B: 0 HR: 1	SF: 0 SAC: 0 DP: 2 HBP: 1	WP: 0 PB: 0 SB: 0 CS: 0	PA: 33	
<b>PITCHER</b>	IP	WLS	BF	H	R	ER	SO	BB	IBB	HBP	BLK	WP	HR	S	P	ERA	WHIP				
<b>A.J. Burnett, R</b> ERA: 4.96	(1, 1)	8.1	W	32	6	1	1	8	1	0	1	0	0	1	69	98	1.08	0.840			
<b>52 B.J. Ryan, L</b> ERA: 2.94	(9, 1)	0.2	S	1	0	0	0	0	0	0	0	0	0	4	6	0.00	0.000				

Batter	1	2	3	4	5	6	7	8	9	AB	R	H	RBI	BB	SO	LOB	BOTTOM				
<b>1 Joe Inglett, L</b> OBP: 0.356, SLG: 0.445										4	0	0	0	0	1	1	<b>New York Yankees @ Toronto Blue Jays</b> Rogers Centre, Toronto, ON Sun Jul 13 2008, 1:07 PM EDT Att: 43,854 - Sunny - 77 F				
<b>David Eckstein, R</b> OBP: 0.354, SLG: 0.354										4	0	1	0	0	1	1					
<b>35 Lyle Overbay, L</b> OBP: 0.371, SLG: 0.399										3	0	1	0	1	1	1					
<b>20 Rod Barajas, R</b> OBP: 0.317, SLG: 0.461										4	0	0	0	0	1	4					
<b>36 Kevin Mench, R</b> OBP: 0.307, SLG: 0.338										3	1	2	0	1	0	0					
<b>33 Scott Rolen, R</b> OBP: 0.358, SLG: 0.431										4	1	2	1	0	1	2					
<b>26 Adam Lind, L</b> OBP: 0.301, SLG: 0.474										2	1	1	0	1	0	1					
<b>35 Brad Wilkerson, L</b> OBP: 0.326, SLG: 0.327										1	0	0	0	0	1	1					
<b>19 Marco Scutaro, R</b> OBP: 0.347, SLG: 0.333										4	1	1	3	0	1	4					
<b>6 John McDonald, R</b> OBP: 0.237, SLG: 0.200										3	0	1	0	0	1	1					
<b>Inning Stats</b>	R: 0 E: 0 K: 1 S: 11	H: 1 LOB: 1 BB: 0 P: 18	R: 4 E: 0 K: 0 S: 19	H: 3 LOB: 0 BB: 1 P: 35	R: 0 E: 0 K: 1 S: 7	H: 0 LOB: 0 BB: 0 P: 10	R: 0 E: 0 K: 1 S: 8	H: 2 LOB: 1 BB: 0 P: 15	R: 0 E: 0 K: 2 S: 8	H: 1 LOB: 1 BB: 0 P: 11	R: 0 E: 0 K: 1 S: 11	H: 1 LOB: 2 BB: 1 P: 18	R: 0 E: 0 K: 0 S: 8	H: 1 LOB: 1 BB: 1 P: 16	R: 0 E: 0 K: 2 S: 10	H: 0 LOB: 1 BB: 1 P: 20	1B: 4 2B: 5 3B: 0 HR: 1	SF: 0 SAC: 0 DP: 1 HBP: 0	WP: 0 PB: 0 SB: 2 CS: 0	PA: 35	
<b>PITCHER</b>	IP	WLS	BF	H	R	ER	SO	BB	IBB	HBP	BLK	WP	HR	S	P	ERA	WHIP				
<b>Andy Pettitte, L</b> ERA: 4.03	(1, 1)	6.0	L	26	8	4	4	6	1	0	0	0	0	1	64	107	6.00	1.500			
<b>38 Dan Giese, R</b> ERA: 2.7	(7, 1)	1.0		5	1	0	0	0	1	0	0	0	0	8	16	0.00	2.000				
<b>30 David Robertson, R</b> ERA: 2.25	(8, 1)	1.0		4	0	0	0	2	1	0	0	0	0	10	20	0.00	1.000				



Batter	1	2	3	4	5	6	7	8	9	AB	R	H	RBI	BB	SO	LOB	TOP				
1 Joe Inglett, L OBP: 0.350, SLG: 0.436	F8		F8		G4-3			SH1-4		3	0	0	0	0	0	1					
19 Marco Scutaro, R OBP: 0.343, SLG: 0.329	L9		K			G6-3		G3		4	0	0	0	0	1	1					
15 Alex Rios, R OBP: 0.336, SLG: 0.399	F7				F9			K		4	0	1	0	0	1	1					
Matt Stairs, L OBP: 0.341, SLG: 0.401		K				K				3	0	0	0	1	3	1					
20 Rod Barajas, R OBP: 0.311, SLG: 0.451	K				F8			P5		4	0	0	0	0	1	1					
35 Lyle Overbay, L OBP: 0.372, SLG: 0.404					G4-3					4	0	2	0	0	1	1					
33 Scott Rolen, R OBP: 0.355, SLG: 0.426										3	0	0	0	0	0	2					
35 Brad Wilkerson, L OBP: 0.326, SLG: 0.323			F7					L7		2	0	0	0	1	0	1					
26 Adam Lind, L OBP: 0.302, SLG: 0.506					F8			E6		3	1	1	1	0	0	1					
<b>Inning Stats</b>	R: 0 E: 0 K: 0 S: 8	H: 0 LOB: 0 BB: 0 P: 11	R: 0 E: 0 K: 2 S: 14	H: 1 LOB: 1 BB: 0 P: 20	R: 1 E: 0 K: 1 S: 11	H: 1 LOB: 0 BB: 0 P: 18	R: 0 E: 0 K: 0 S: 10	H: 0 LOB: 1 BB: 0 P: 15	R: 0 E: 0 K: 1 S: 7	H: 1 LOB: 0 BB: 0 P: 13	R: 0 E: 0 K: 0 S: 8	H: 1 LOB: 1 BB: 0 P: 13	R: 0 E: 1 K: 1 S: 10	H: 0 LOB: 0 BB: 0 P: 18	R: 0 E: 0 K: 2 S: 8	H: 0 LOB: 0 BB: 0 P: 13	1B: 2 2B: 1 3B: 0 HR: 1	SF: 0 SAC: 1 DP: 0 HBP: 0	WP: 0 PB: 0 SB: 0 CS: 1	PA: 34	
<b>PITCHER</b>	IP	WLS	BF	H	R	ER	SO	BB	IBB	HBP	BLK	WP	HR	S	P	ERA	WHIP				
33 James Shields, R ERA: 3.69	7.0	W	26	4	1	1	4	2	0	0	0	0	1	65	105	1.29	0.857				
39 J.P. Howell, L ERA: 2.55	0.2	H	3	0	0	0	0	0	0	0	0	0	0	6	11	0.00	0.000				
50 Grant Balfour, R ERA: 1.54	1.1	S	4	0	0	0	3	0	0	0	0	0	0	12	20	0.00	0.000				

Toronto Blue Jays @ Tampa Bay Rays  
Tropicana Field, St. Petersburg, FL  
Fri Jul 18 2008, 7:10 PM EDT  
Att: 23,706 - Dome - 72 F

AB 30  
R 1  
H 4  
RBI 1  
BB 2  
SO 7  
LOB 10



Batter	1	2	3	4	5	6	7	8	9	AB	R	H	RBI	BB	SO	LOB	BOTTOM				
1 Akinori Iwamura, L OBP: 0.349, SLG: 0.376	G3-1				K					4	0	2	0	0	1	2					
13 Carl Crawford, L OBP: 0.314, SLG: 0.384	E1				G6-3			L9		4	0	1	0	0	0	1					
2 B.J. Upton, R OBP: 0.380, SLG: 0.398	K					G4-3		K		4	0	0	0	0	3	3					
23 Carlos Pena, L OBP: 0.339, SLG: 0.433	G3-1				K			K		3	0	0	0	1	2	2					
3 Evan Longoria, R OBP: 0.345, SLG: 0.508	K					G6-4-3				3	0	0	0	0	2	3					
15 Cliff Floyd, L OBP: 0.345, SLG: 0.435		G6-3			G3-1			G4-3		3	0	0	0	0	0	0					
30 Dioner Navarro, S OBP: 0.364, SLG: 0.429								F8		2	0	1	0	0	0	0					
32 Eric Hinske, L OBP: 0.355, SLG: 0.513										2	1	0	0	1	0	2					
26 Gabe Gross, L OBP: 0.332, SLG: 0.397					F9					0	0	0	0	0	0	0					
18 Ben Zobrist, S OBP: 0.295, SLG: 0.518										2	1	1	2	1	0	0					
<b>Inning Stats</b>	R: 0 E: 1 K: 2 S: 17	H: 1 LOB: 2 BB: 0 P: 23	R: 0 E: 0 K: 0 S: 11	H: 1 LOB: 1 BB: 1 P: 23	R: 0 E: 0 K: 2 S: 7	H: 1 LOB: 0 BB: 0 P: 12	R: 0 E: 0 K: 1 S: 6	H: 0 LOB: 1 BB: 0 P: 12	R: 0 E: 0 K: 1 S: 8	H: 0 LOB: 0 BB: 0 P: 9	R: 0 E: 0 K: 0 S: 5	H: 0 LOB: 1 BB: 1 P: 11	R: 2 E: 0 K: 0 S: 8	H: 2 LOB: 0 BB: 1 P: 16	R: 0 E: 0 K: 2 S: 7	H: 0 LOB: 0 BB: 0 P: 10	1B: 3 2B: 1 3B: 0 HR: 1	SF: 0 SAC: 0 DP: 1 HBP: 1	WP: 0 PB: 0 SB: 0 CS: 2	PA: 32	
<b>PITCHER</b>	IP	WLS	BF	H	R	ER	SO	BB	IBB	HBP	BLK	WP	HR	S	P	ERA	WHIP				
A.J. Burnett, R ERA: 4.84	7.0	L	28	5	2	2	6	3	0	1	0	0	0	106	166	2.57	1.143				
37 Scott Downs, L ERA: 1.65	1.0		3	0	0	0	2	0	0	0	0	0	0	7	10	0.00	0.000				

Toronto Blue Jays @ Tampa Bay Rays  
Tropicana Field, St. Petersburg, FL  
Fri Jul 18 2008, 7:10 PM EDT  
Att: 23,706 - Dome - 72 F

AB 27  
R 2  
H 5  
RBI 2  
BB 3  
SO 8  
LOB 13





Batter	1	2	3	4	5	6	7	8	9	AB	R	H	RBI	BB	SO	LOB	TOP			
1 Joe Inglett, L (1,4) OBP: 0.347, SLG: 0.438	F7		G4-3			F8			19 1B	4	1	1	0	0	0	1	<p>Toronto Blue Jays @ Tampa Bay Rays</p> <p>Tropicana Field, St. Petersburg, FL</p> <p>Sat Jul 19 2008, 6:10 PM EDT</p> <p>Att: 32,669 - Dome - 72 F</p>			
19 Marco Scutaro, R (1,6) OBP: 0.345, SLG: 0.331	K			F7		15 G6-4-3			20 G4-3	4	1	2	2	0	1	0				
15 Alex Rios, R (1,8) OBP: 0.333, SLG: 0.395	F9			F9		G6-4-3			P3	4	0	0	0	0	0	2				
Matt Stairs, L (1,10) OBP: 0.339, SLG: 0.403		K			K				20 G4-3	4	1	1	0	0	2	0				
20 Rod Barajas, R (1,2) OBP: 0.305, SLG: 0.442		F8				G1-3			G4-3	4	0	0	1	0	0	1				
35 Lyle Overbay, L (1,3) OBP: 0.371, SLG: 0.405										4	0	1	1	0	1	1				
33 Scott Rolen, R (1,5) OBP: 0.353, SLG: 0.424										4	0	1	0	0	0	2				
35 Brad Wilkerson, L (1,9) OBP: 0.323, SLG: 0.320										4	0	1	1	0	1	1				
36 Kevin Mench, R (8,PH) OBP: 0.333										4	0	1	0	0	0	2				
26 Adam Lind, L (1,7) OBP: 0.303, SLG: 0.500										3	1	1	0	0	0	1				
<b>Inning Stats</b>	R: 0 E: 0 K: 1 S: 12	H: 0 LOB: 0 BB: 0 P: 17	R: 0 E: 0 K: 1 S: 11	H: 0 LOB: 0 BB: 0 P: 14	R: 0 E: 0 K: 1 S: 13	H: 1 LOB: 1 BB: 0 P: 18	R: 0 E: 0 K: 1 S: 6	H: 0 LOB: 0 BB: 0 P: 13	R: 0 E: 0 K: 1 S: 11	H: 0 LOB: 0 BB: 0 P: 16	R: 0 E: 0 K: 1 S: 7	H: 0 LOB: 0 BB: 0 P: 10	R: 0 E: 1 K: 1 S: 7	H: 0 LOB: 1 BB: 0 P: 12	R: 4 E: 0 K: 0 S: 20	H: 5 LOB: 1 BB: 0 P: 26	1B: 4 2B: 3 3B: 0 HR: 0	SF: 0 SAC: 0 DP: 1 HBP: 0	WP: 0 PB: 0 SB: 0 CS: 0	PA: 34
<b>PITCHER</b>	IP WLS BF H R ER SO BB IBB HBP BLK WP HR S P ERA WHIP																			
22 Matt Garza, R (1,1) ERA: 3.88	7.2 W 25 2 0 0 6 0 0 0 0 0 0 70 107 0.00 0.261																			
39 J.P. Howell, L (8,1) ERA: 2.54	0.1 1 0 0 1 0 0 0 0 0 0 0 3 4 0.00 0.000																			
Trever Miller, L (9,1) ERA: 4.01	0.0 2 2 2 0 0 0 0 0 0 0 0 5 8 ∞ ∞																			
Al Reyes, R (9,1) ERA: 5.06	0.1 3 2 0 0 0 0 0 0 0 0 0 6 8 0.00 6.000																			
35 Dan Wheeler, R (9,1) ERA: 2.34	0.2 S 3 1 2 2 0 0 0 0 0 0 0 9 10 27.00 1.500																			

AB	34
R	4
H	7
RBI	4
BB	0
SO	7
LOB	10



Batter	1	2	3	4	5	6	7	8	9	AB	R	H	RBI	BB	SO	LOB	BOTTOM			
1 Akinori Iwamura, L (1,4) OBP: 0.352, SLG: 0.376	FC3-6		FC3-6			23 1B			K	3	1	1	0	2	1	3	<p>Toronto Blue Jays @ Tampa Bay Rays</p> <p>Tropicana Field, St. Petersburg, FL</p> <p>Sat Jul 19 2008, 6:10 PM EDT</p> <p>Att: 32,669 - Dome - 72 F</p>			
13 Carl Crawford, L (1,7) OBP: 0.314, SLG: 0.382	G4-6-3		P6			23 1B			F8	4	1	1	0	0	0	4				
23 Carlos Pena, L (1,3) OBP: 0.337, SLG: 0.431					G3-1	3 HR			K	4	1	1	1	0	2	1				
32 Eric Hinske, L (1,9) OBP: 0.351, SLG: 0.506					G4-3	3 HR				3	0	0	0	0	2	3				
26 Gabe Gross, L (7,9) OBP: 0.335, SLG: 0.400										1	0	1	0	0	0	0				
3 Evan Longoria, R (1,5) OBP: 0.344, SLG: 0.514		L7			P4				K	4	1	1	4	0	1	2				
15 Cliff Floyd, L (1,10) OBP: 0.342, SLG: 0.453		G3-1			G4-3	1 HR				4	1	1	1	0	1	0				
2 B.J. Upton, R (1,8) OBP: 0.381, SLG: 0.398										3	0	1	0	1	1	0				
30 Dioner Navarro, S (1,2) OBP: 0.370, SLG: 0.432										3	0	2	0	0	1	0				
18 Ben Zobrist, S (1,6) OBP: 0.308, SLG: 0.508										3	1	1	0	1	1	3				
<b>Inning Stats</b>	R: 0 E: 0 K: 1 S: 7	H: 0 LOB: 0 BB: 1 P: 14	R: 0 E: 0 K: 1 S: 6	H: 0 LOB: 0 BB: 0 P: 10	R: 0 E: 0 K: 0 S: 9	H: 1 LOB: 2 BB: 2 P: 19	R: 0 E: 0 K: 0 S: 6	H: 0 LOB: 0 BB: 0 P: 8	R: 0 E: 0 K: 2 S: 9	H: 0 LOB: 0 BB: 0 P: 12	R: 5 E: 0 K: 2 S: 26	H: 7 LOB: 2 BB: 0 P: 33	R: 0 E: 0 K: 2 S: 12	H: 1 LOB: 2 BB: 1 P: 21	R: 1 E: 0 K: 2 S: 8	H: 1 LOB: 1 BB: 0 P: 13	1B: 8 2B: 0 3B: 0 HR: 2	SF: 0 SAC: 0 DP: 1 HBP: 1	WP: 0 PB: 0 SB: 0 CS: 1	PA: 37
<b>PITCHER</b>	IP WLS BF H R ER SO BB IBB HBP BLK WP HR S P ERA WHIP																			
32 Roy Halladay, R (1,1) ERA: 2.89	6.0 L 27 8 5 5 6 3 0 0 0 0 0 0 12 21 0.00 2.000																			
39 Jesse Carlson, L (7,1) ERA: 2.03	1.0 5 1 0 0 2 1 0 0 0 0 0 0 12 21 0.00 2.000																			
22 Brandon League, R (8,1) ERA: 5.63	0.1 3 1 1 1 0 0 0 0 1 0 0 1 2 3 27.00 3.000																			
56 Brian Tallet, L (8,1) ERA: 3.13	0.2 2 0 0 0 2 0 0 0 0 0 0 0 6 10 0.00 0.000																			

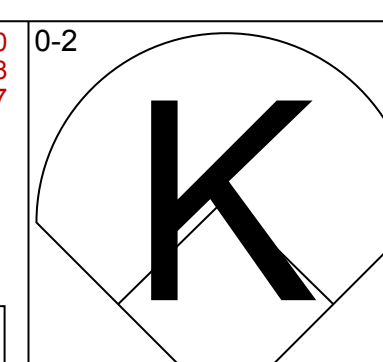
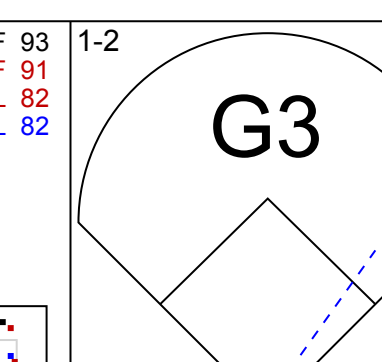
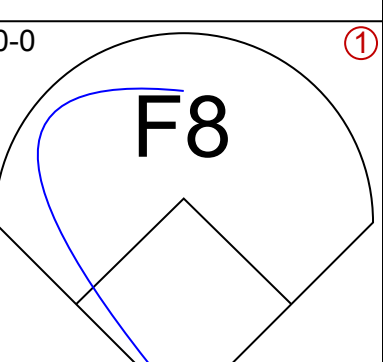
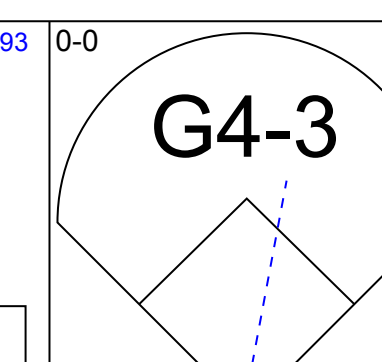
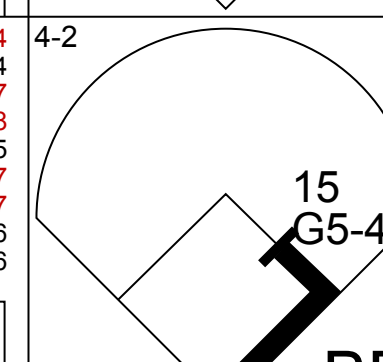
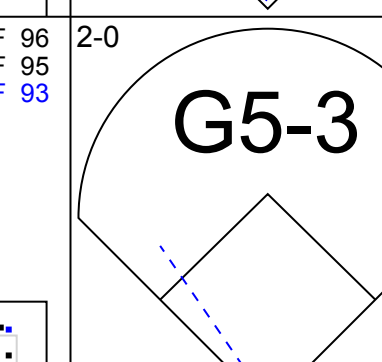
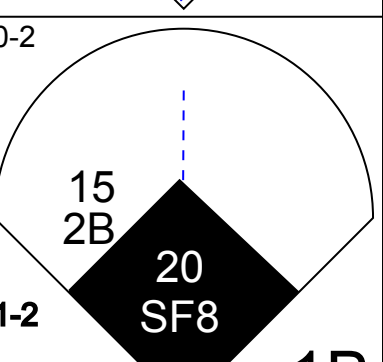
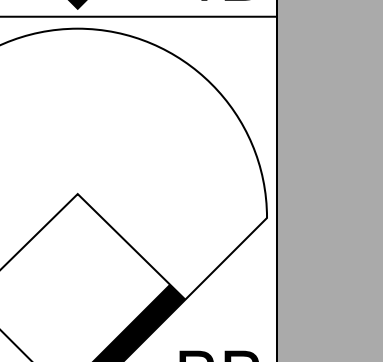
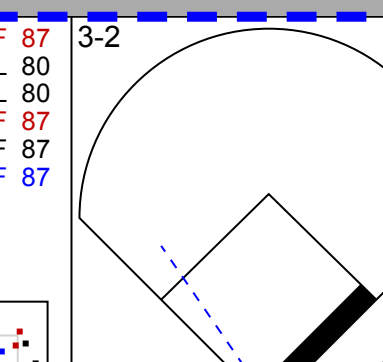
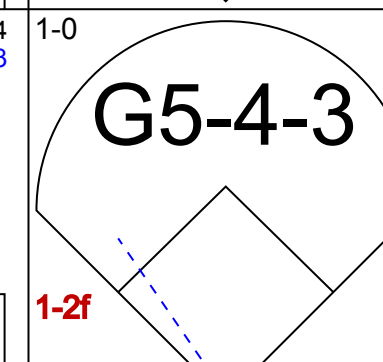
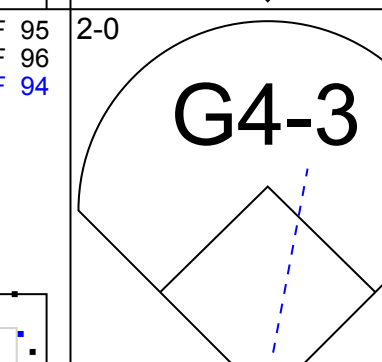
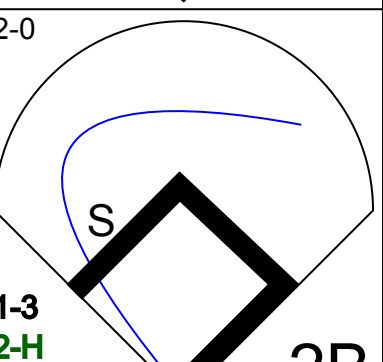
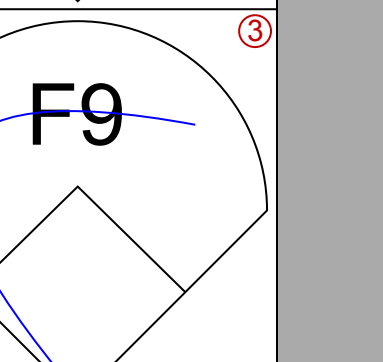
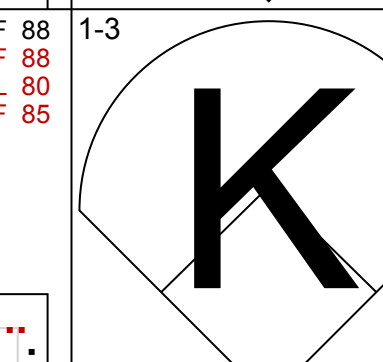
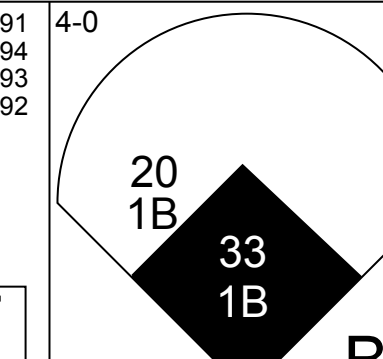
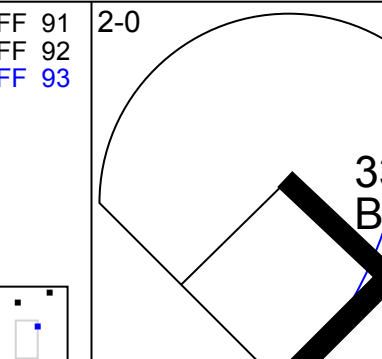
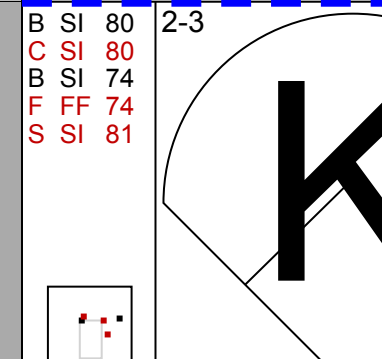
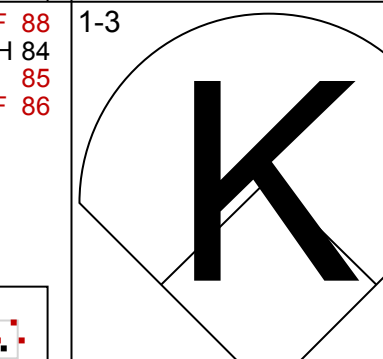
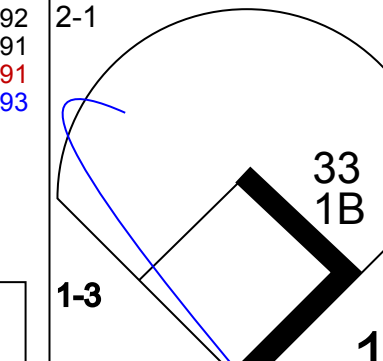
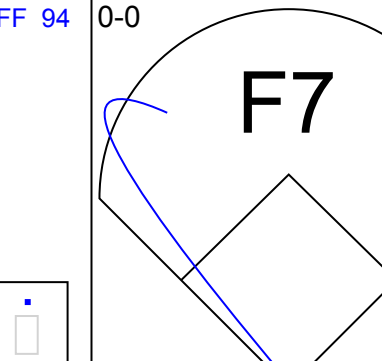
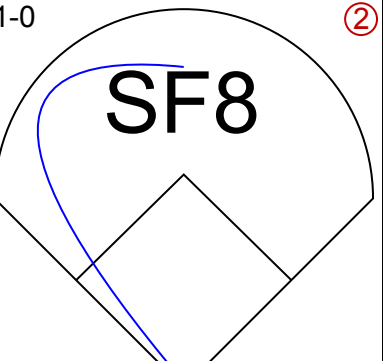
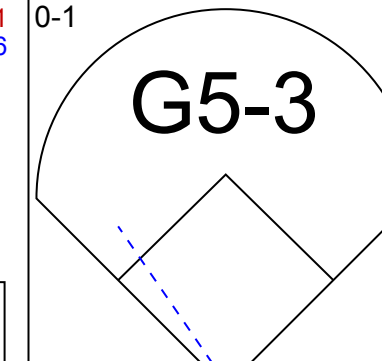
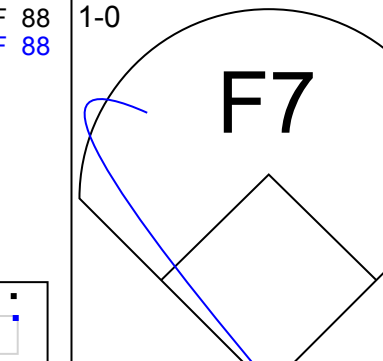
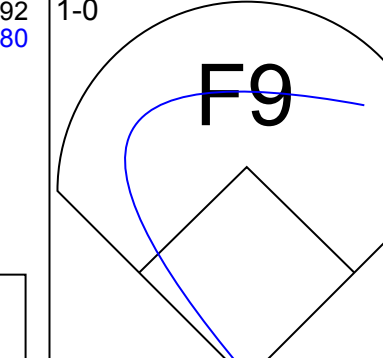
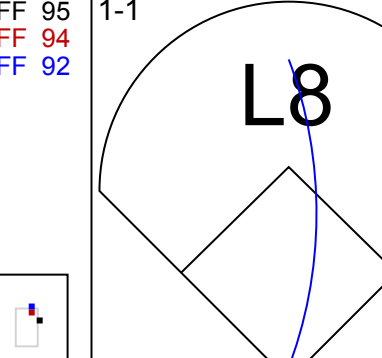
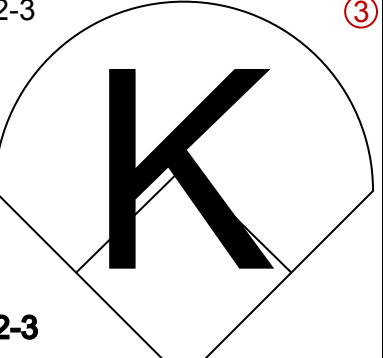
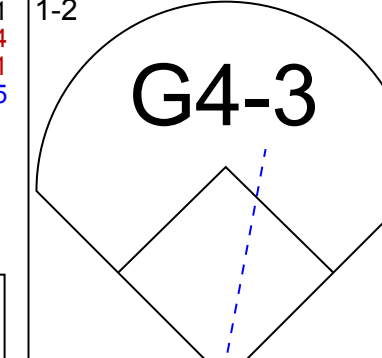
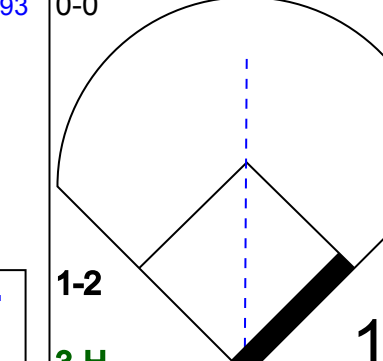
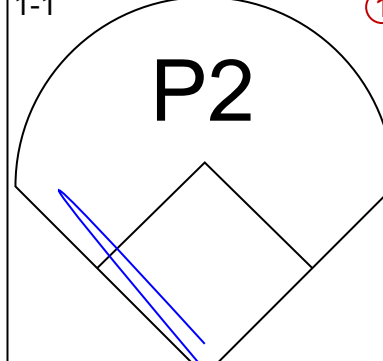
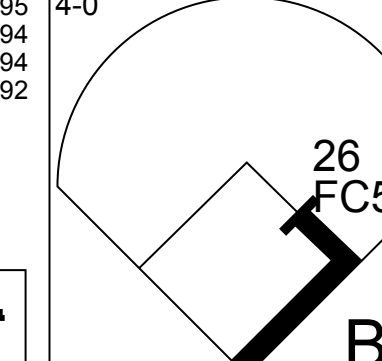
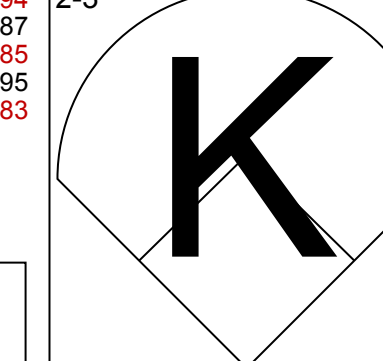
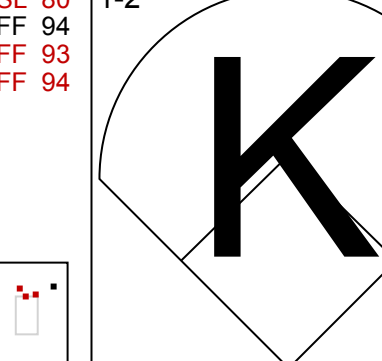
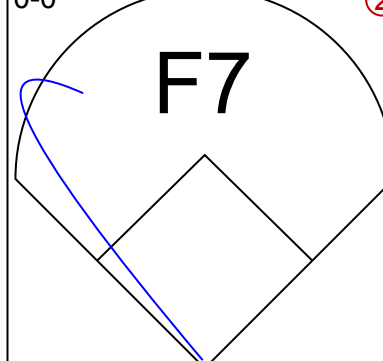
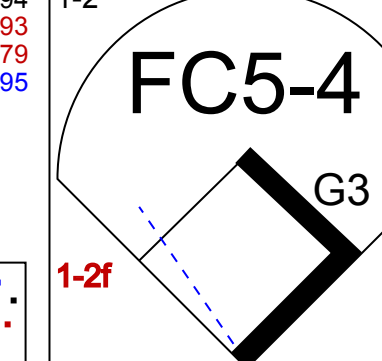
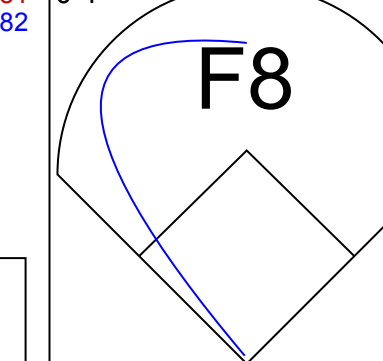
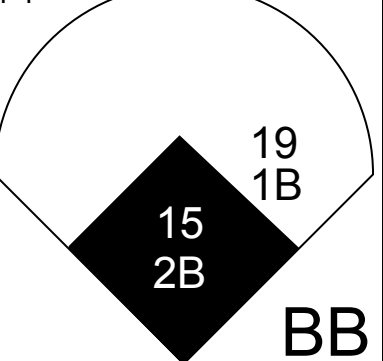
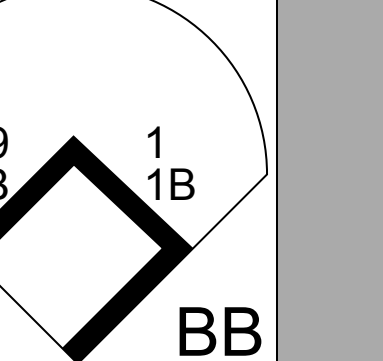
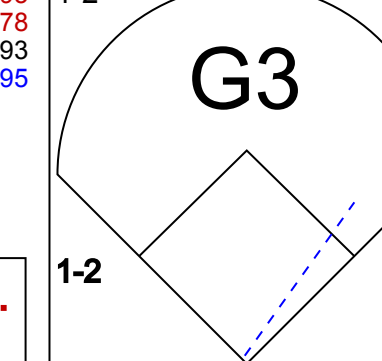
AB	32
R	6
H	10
RBI	6
BB	4
SO	10
LOB	16

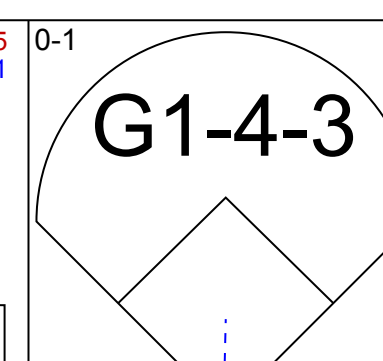
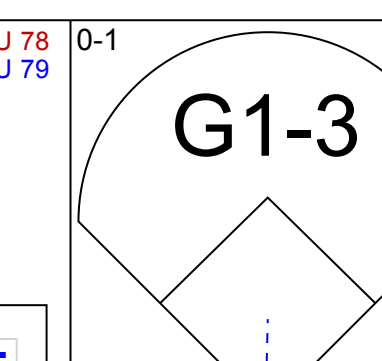
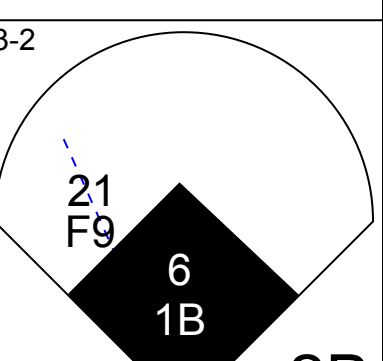
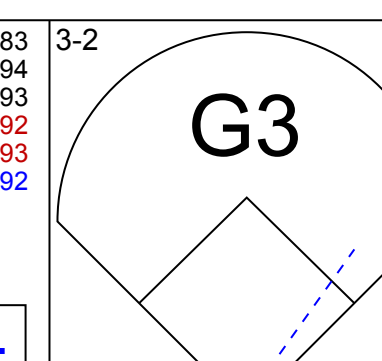
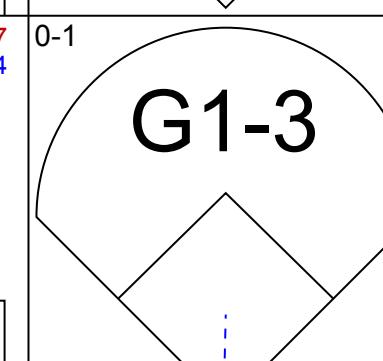
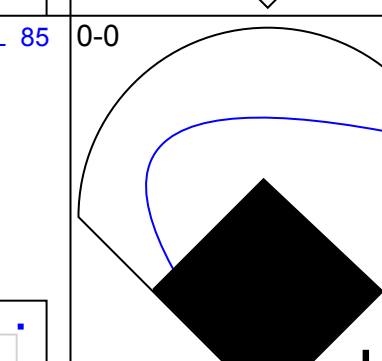
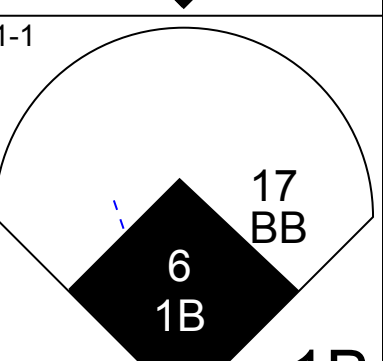
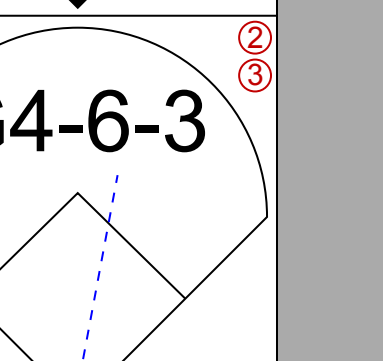
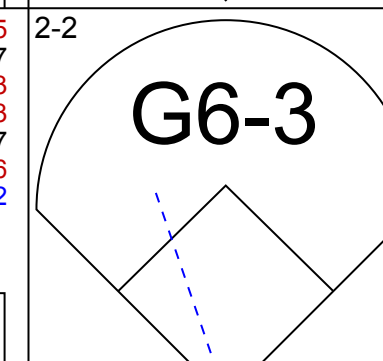
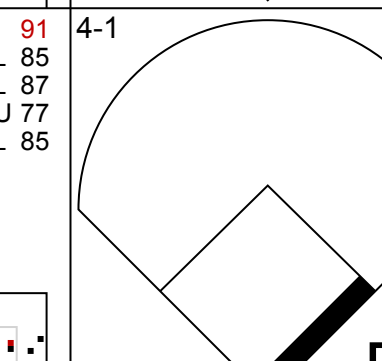
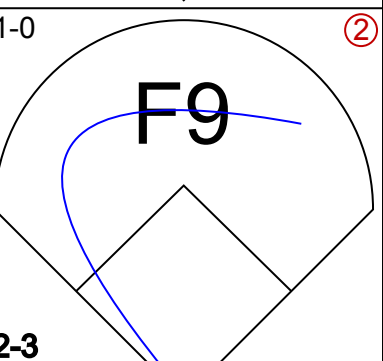
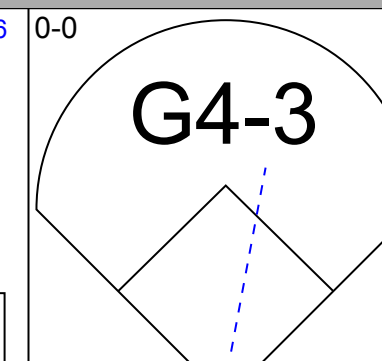

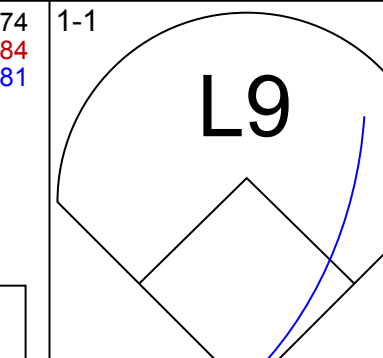
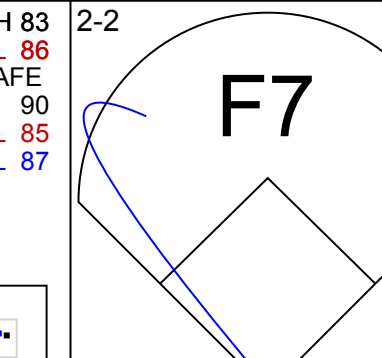
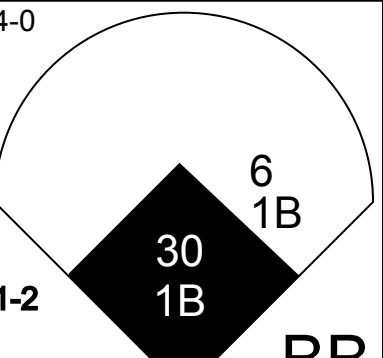
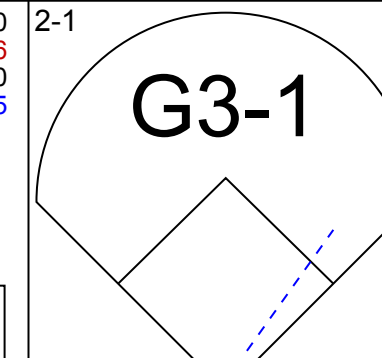

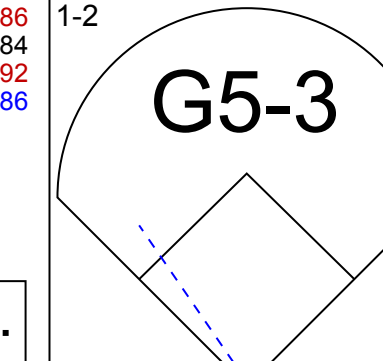
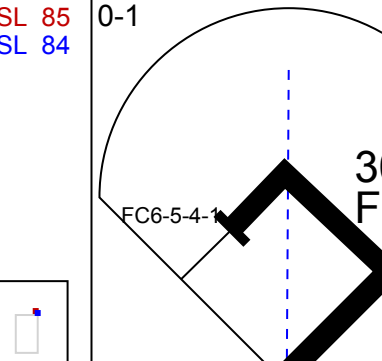
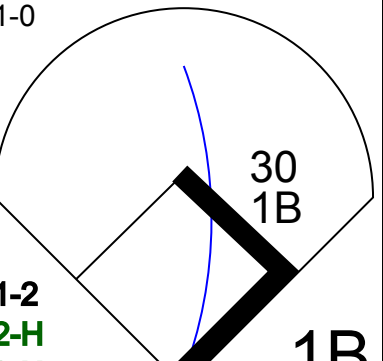
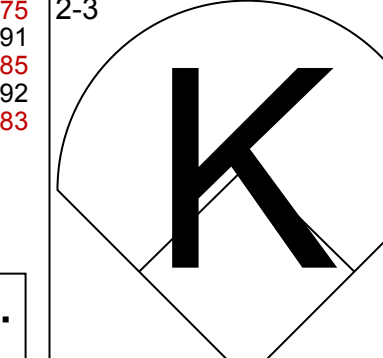
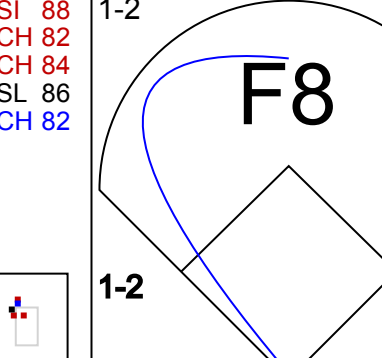
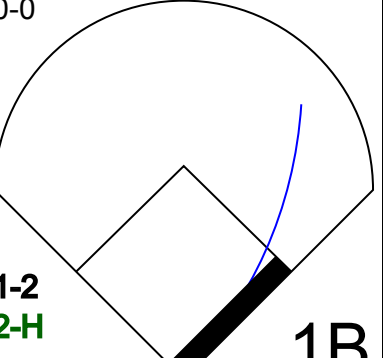
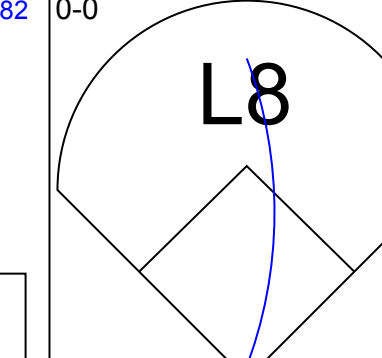
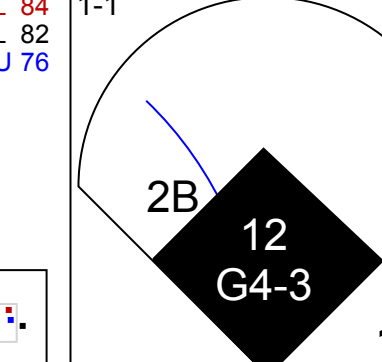
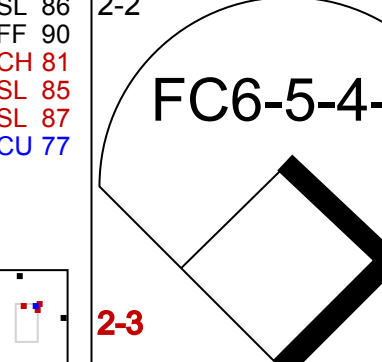
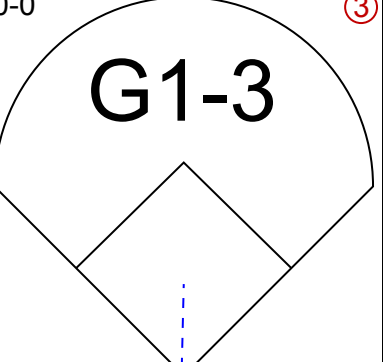
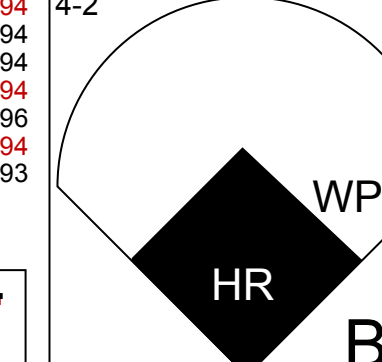
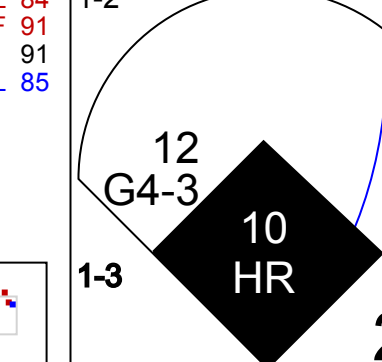
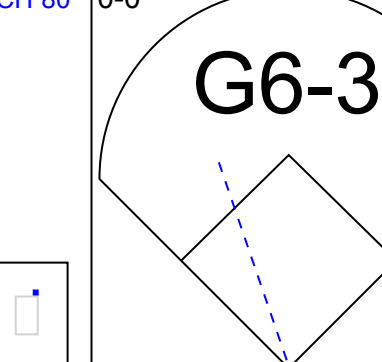
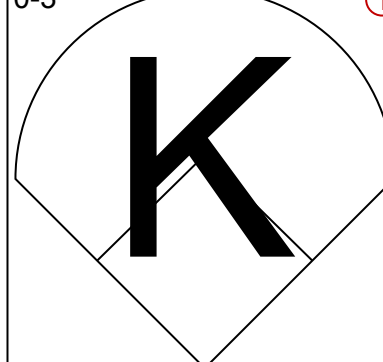
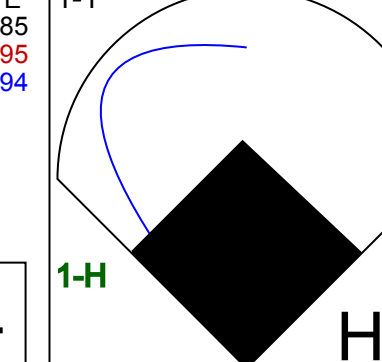

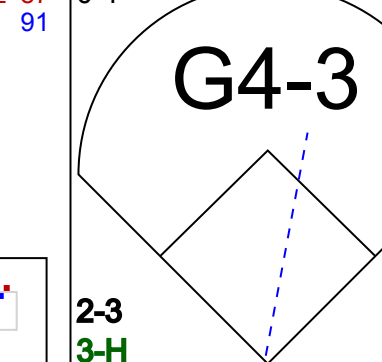
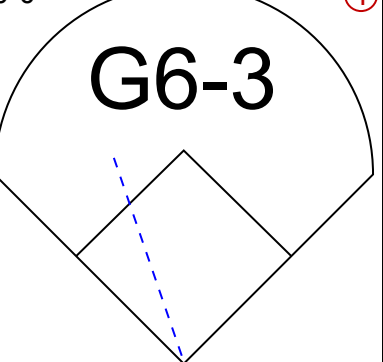
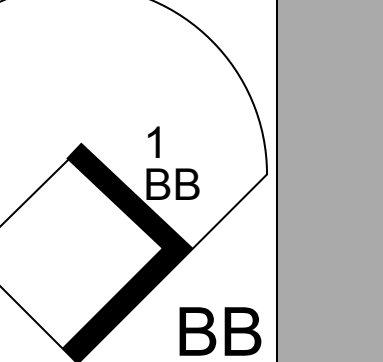
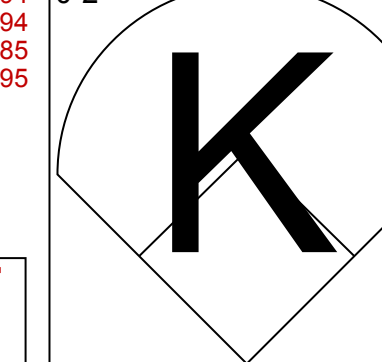









Batter	1	2	3	4	5	6	7	8	9	AB	R	H	RBI	BB	SO	LOB	TOP								
1 Joe Inglett, L OBP: 0.350, SLG: 0.432										5	0	1	0	0	1	2	Toronto Blue Jays @ Baltimore Orioles Oriole Park at Camden Yards, Baltimore, MD Mon Jul 21 2008, 7:05 PM EDT Att: 12,772 - Partly Cloudy - 97 F								
19 Marco Scutaro, R OBP: 0.352, SLG: 0.344										3	1	2	0	2	0	0									
15 Alex Rios, R OBP: 0.334, SLG: 0.411										5	0	1	1	0	1	5									
35 Lyle Overbay, L OBP: 0.377, SLG: 0.404										3	1	1	0	2	2	1									
20 Rod Barajas, R OBP: 0.303, SLG: 0.438										4	0	1	1	0	0	2									
Matt Stairs, L OBP: 0.331, SLG: 0.391										4	0	0	0	0	1	5									
33 Scott Rolen, R OBP: 0.366, SLG: 0.431										2	0	1	1	2	0	0									
26 Adam Lind, L OBP: 0.286, SLG: 0.467										4	0	0	0	0	2	5									
David Eckstein, R OBP: 0.356, SLG: 0.350										2	1	0	0	2	0	3									
<b>Inning Stats</b>	R: 0 E: 0 K: 1 S: 9	H: 0 LOB: 0 BB: 1 P: 14	R: 1 E: 0 K: 1 S: 9	H: 2 LOB: 2 BB: 1 P: 18	R: 0 E: 0 K: 0 S: 5	H: 0 LOB: 0 BB: 0 P: 10	R: 0 E: 0 K: 1 S: 7	H: 1 LOB: 2 BB: 1 P: 15	R: 2 E: 0 K: 1 S: 10	H: 2 LOB: 2 BB: 2 P: 23	R: 0 E: 0 K: 0 S: 9	H: 1 LOB: 3 BB: 2 P: 19	R: 0 E: 0 K: 1 S: 8	H: 0 LOB: 0 BB: 0 P: 11	R: 0 E: 0 K: 0 S: 7	H: 0 LOB: 1 BB: 1 P: 13	R: 0 E: 0 K: 2 S: 10	H: 1 LOB: 1 BB: 0 P: 16	1B: 6 2B: 1 3B: 0 HR: 0	SF: 1 SAC: 0 DP: 1 HBP: 0	WP: 0 PB: 0 SB: 1 CS: 0	PA: 41			
<b>PITCHER</b>	IP	WLS	BF	H	R	ER	SO	BB	IBB	HBP	BLK	WP	HR	S	P	ERA	WHIP								
62 Radhames Liz, R ERA: 7.19	5.2	W	27	5	3	3	4	5	1	0	0	0	0	44	89	4.76	1.765								
45 Dennis Sarfate, R ERA: 4.03	0.1	H	3	1	0	0	0	1	0	0	0	0	0	5	10	0.00	6.000								
Chad Bradford, R ERA: 2.45	1.0	H	3	0	0	0	1	0	0	0	0	0	0	8	11	0.00	0.000								
43 Jim Johnson, R ERA: 1.95	1.0	H	4	0	0	0	0	1	0	0	0	0	0	7	13	0.00	1.000								
Randor Bierd, R ERA: 1.75	1.0		4	1	0	0	2	0	0	0	0	0	0	10	16	0.00	1.000								

Batter	1	2	3	4	5	6	7	8	9	AB	R	H	RBI	BB	SO	LOB	BOTTOM										
1 Brian Roberts, S OBP: 0.374, SLG: 0.486										4	1	1	0	1	0	1	Toronto Blue Jays @ Baltimore Orioles Oriole Park at Camden Yards, Baltimore, MD Mon Jul 21 2008, 7:05 PM EDT Att: 12,772 - Partly Cloudy - 97 F										
10 Adam Jones, R OBP: 0.325, SLG: 0.412										4	2	2	2	0	0	2											
21 Nick Markakis, L OBP: 0.400, SLG: 0.480										3	0	0	0	1	0	2											
17 Aubrey Huff, L OBP: 0.349, SLG: 0.523										3	1	0	0	1	0	1											
6 Melvin Mora, R OBP: 0.312, SLG: 0.416										4	0	2	2	0	0	0											
30 Luke Scott, L OBP: 0.345, SLG: 0.510										4	0	1	1	0	1	1											
Kevin Millar, R OBP: 0.340, SLG: 0.396										3	2	1	0	1	0	3											
Ramon Hernandez, R OBP: 0.294, SLG: 0.405										4	2	2	2	0	1	1											
12 Brandon Fahey, L OBP: 0.260, SLG: 0.338										3	0	0	1	1	1	1											
<b>Inning Stats</b>	R: 0 E: 0 K: 0 S: 9	H: 0 LOB: 0 BB: 0 P: 11	R: 0 E: 0 K: 1 S: 8	H: 0 LOB: 0 BB: 0 P: 12	R: 3 E: 0 K: 0 S: 14	H: 3 LOB: 1 BB: 1 P: 22	R: 0 E: 0 K: 0 S: 11	H: 1 LOB: 1 BB: 0 P: 14	R: 3 E: 0 K: 0 S: 13	H: 4 LOB: 2 BB: 1 P: 23	R: 0 E: 0 K: 1 S: 7	H: 0 LOB: 1 BB: 2 P: 16	R: 0 E: 0 K: 0 S: 5	H: 0 LOB: 0 BB: 0 P: 10	R: 2 E: 0 K: 1 S: 13	H: 1 LOB: 0 BB: 1 P: 21	1B: 5 2B: 2 3B: 0 HR: 2	SF: 0 SAC: 0 DP: 1 HBP: 0	WP: 1 PB: 0 SB: 0 CS: 0	PA: 37							
<b>PITCHER</b>	IP	WLS	BF	H	R	ER	SO	BB	IBB	HBP	BLK	WP	HR	S	P	ERA	WHIP										
51 Jesse Litsch, R ERA: 4.46	4.2	L	23	7	6	6	1	2	0	0	0	0	0	14	28	0.00	1.286										
22 Brandon League, R ERA: 4.35	2.1		9	1	0	0	1	2	0	0	0	0	0	1	1	13	21	18.00	2.000								
54 Jason Frasor, R ERA: 4.2	1.0		5	1	2	2	1	1	0	0	0	1	1	13	21	18.00	2.000										

AB	32
R	3
H	7
RBI	3
BB	8
SO	7
LOB	23



AB	32
R	8
H	9
RBI	8
BB	5
SO	3
LOB	12













Batter	1	2	3	4	5	6	7	8	9	10	AB	R	H	RBI	BB	SO	LOB	TOP								
51 Ichiro Suzuki, L OBP: 0.373, SLG: 0.367	G1-3		G6-3		G6-3		K			G3-1	5	0	0	0	0	1	0									
16 Willie Bloomquist, R OBP: 0.373, SLG: 0.285	BB 1B		G1-3 2B		K		G6-3			S BB	4	2	2	0	1	1	0									
Raul Ibanez, L OBP: 0.344, SLG: 0.452 Jeremy Reed, L OBP: 0.309, SLG: 0.344	G5-4-3 BB		G1-3		G4-3		K			1B	3	0	0	0	1	1	1									
29 Adrian Beltré, R OBP: 0.329, SLG: 0.432	G5-4-3		2B		K		G4-3			F9	5	1	1	1	0	1	3									
4 Jose Lopez, R OBP: 0.319, SLG: 0.410	F7		1B		G3		G3			F9	3	0	1	1	1	0	0									
Jose Vidro, S OBP: 0.271, SLG: 0.329	G5-3		G5-3		G3		F9			F9	4	0	0	0	0	0	2									
Miguel Cairo, R OBP: 0.308, SLG: 0.290	2B		G6-3		F9		K			K	4	1	2	0	0	0	1									
2 Kenji Johjima, R OBP: 0.249, SLG: 0.285	1B 2B		F7 1B		K		G5-3			P3	4	0	2	1	0	2	1									
7 Yuniesky Betancourt, R OBP: 0.273, SLG: 0.364	L9		F7		G5-3						4	0	0	0	0	0	2									
<b>Inning Stats</b>	R: 0 E: 0 K: 0 S: 8	H: 1 LOB: 1 BB: 1 P: 15	R: 1 E: 0 K: 0 S: 15	H: 2 LOB: 1 BB: 0 P: 26	R: 2 E: 0 K: 0 S: 18	H: 3 LOB: 1 BB: 0 P: 27	R: 0 E: 0 K: 0 S: 7	H: 1 LOB: 0 BB: 1 P: 13	R: 0 E: 0 K: 1 S: 10	H: 0 LOB: 0 BB: 0 P: 12	R: 0 E: 0 K: 1 S: 10	H: 0 LOB: 0 BB: 0 P: 16	R: 0 E: 0 K: 2 S: 13	H: 0 LOB: 0 BB: 0 P: 18	R: 0 E: 0 K: 1 S: 7	H: 1 LOB: 1 BB: 0 P: 10	R: 0 E: 0 K: 1 S: 11	H: 1 LOB: 1 BB: 0 P: 17	R: 1 E: 0 K: 0 S: 12	H: 1 LOB: 1 BB: 1 P: 20	1B: 7 2B: 2 3B: 0 HR: 0	SF: 0 SAC: 0 DP: 1 HBP: 0	WP: 0 PB: 0 SB: 1 CS: 0	PA: 40		
<b>PITCHER</b>	IP WLS BF H R ER SO BB IBB HBP BLK WP HR S P ERA WHIP	5.0 2.0 1.0 1.0 1.0 1.0	7 0 3 4 1 5	3 0 0 1 0 1	3 0 0 0 1 0	1 0 0 0 0 0	0 0 0 0 0 0	0 0 0 0 0 0	0 0 0 0 0 0	0 0 0 0 0 0	0 0 0 0 0 0	0 0 0 0 0 0	0 0 0 0 0 0	0 0 0 0 0 0	0 0 0 0 0 0	0 0 0 0 0 0	0 0 0 0 0 0	0 0 0 0 0 0	0 0 0 0 0 0	0 0 0 0 0 0	0 0 0 0 0 0	0 0 0 0 0 0	0 0 0 0 0 0	0 0 0 0 0 0	0 0 0 0 0 0	0 0 0 0 0 0

Seattle Mariners @ Toronto Blue Jays  
Rogers Centre, Toronto, ON  
Fri Jul 25 2008, 7:07 PM EDT  
Att: 28,463 - Partly Cloudy - 79 F

AB	37
R	4
H	9
RBI	4
BB	3
SO	6
LOB	10



Batter	1	2	3	4	5	6	7	8	9	10	AB	R	H	RBI	BB	SO	LOB	BOTTOM										
1 Joe Inglett, L OBP: 0.344, SLG: 0.408	K		G4-3		BB		F9			SH3-4	4	0	1	3	1	1	1											
19 Marco Scutaro, R OBP: 0.352, SLG: 0.344	F9		1B		L4-6		FC6-4 BB			BB	3	0	1	0	2	0	3											
15 Alex Rios, R OBP: 0.330, SLG: 0.413	P3		L7		G6-3		FC6-4			L7	5	0	0	0	0	0	5											
35 Lyle Overbay, L OBP: 0.378, SLG: 0.405	L8		G3		2B BB		G6-3			K	4	1	1	0	1	1	2											
20 Rod Barajas, R David Eckstein, R Gregg Zaun, S	F8		G4-3		K		G5-3 1B			FC3-5 1B	4	0	1	0	0	0	1											
Matt Stairs, L 6 John McDonald, R	HR		K		K		G5-3 1B			FC1 1B	1	1	0	0	0	0	1											
33 Scott Rolen, R OBP: 0.361, SLG: 0.417	G6-3		G6-3		K		G5-3			FC3-5 1B	5	1	0	0	0	1	6											
26 Adam Lind, L OBP: 0.336, SLG: 0.541	G4-3 2B		G3		K		K			F8	5	1	2	0	0	2	4											
35 Brad Wilkerson, L OBP: 0.340, SLG: 0.327	G3		G3		1B BB		SH3-4 BB			1B	2	0	1	0	3	0	1											
<b>Inning Stats</b>	R: 0 E: 0 K: 1 S: 6	H: 0 LOB: 0 BB: 0 P: 11	R: 1 E: 0 K: 0 S: 13	H: 1 LOB: 0 BB: 0 P: 18	R: 1 E: 0 K: 0 S: 13	H: 2 LOB: 1 BB: 0 P: 18	R: 0 E: 0 K: 1 S: 7	H: 0 LOB: 0 BB: 0 P: 12	R: 0 E: 0 K: 2 S: 9	H: 1 LOB: 2 BB: 1 P: 18	R: 0 E: 0 K: 1 S: 8	H: 0 LOB: 2 BB: 2 P: 19	R: 1 E: 0 K: 1 S: 15	H: 3 LOB: 2 BB: 0 P: 21	R: 0 E: 0 K: 1 S: 15	H: 0 LOB: 2 BB: 2 P: 29	R: 2 E: 1 K: 0 S: 12	H: 2 LOB: 2 BB: 1 P: 20	1B: 7 2B: 4 3B: 0 HR: 1	SF: 0 SAC: 1 DP: 2 HBP: 0	WP: 0 PB: 1 SB: 0 CS: 0	PA: 46						
<b>PITCHER</b>	IP WLS BF H R ER SO BB IBB HBP BLK WP HR S P ERA WHIP	5.1 0.1 0.1 0.1 0.2 0.1	22 1 1 0 0 0	2 0 0 0 0 0	2 0 0 0 0 0	2 0 0 0 0 0	47 0 0 0 0 0	7 5 0 0 0 0	80 0 0 0 0 0	3.38 0.00 0.00 0.00 0.00 0.00	1.312 3.000 0.000 1.500 3.000	0.1 1.0 0.2	5 0 6	3 0 2	1 1 0	1 1 0	1 1 0	1 1 0	1 1 0	1 1 0	1 1 0	1 1 0	1 1 0	1 1 0	1 1 0	1 1 0	1 1 0	1 1 0

Seattle Mariners @ Toronto Blue Jays  
Rogers Centre, Toronto, ON  
Fri Jul 25 2008, 7:07 PM EDT  
Att: 28,463 - Partly Cloudy - 79 F

AB	38
R	5
H	11
RBI	5
BB	7
SO	7
LOB	24









Batter	1	2	3	4	5	6	7	8	9	AB	R	H	RBI	BB	SO	LOB	TOP					
51 Ichiro Suzuki, L OBP: 0.398, SLG: 0.371										4	1	2	0	1	0	0	<b>Seattle Mariners @ Toronto Blue Jays</b> Rogers Centre, Toronto, ON Sun Jul 27 2008, 1:07 PM EDT Att: 33,367 - Sunny - 70 F					
Jose Vidro, S OBP: 0.295, SLG: 0.336										5	2	2	2	0	0	2						
Raul Ibanez, L OBP: 0.390, SLG: 0.460 16 Willie Bloomquist, R OBP: 0.364, SLG: 0.277										4	1	3	0	1	1	0						
29 Adrián Beltré, R OBP: 0.329, SLG: 0.430										4	0	0	0	1	1	4						
4 Jose Lopez, R OBP: 0.324, SLG: 0.420										3	0	1	1	2	0	2						
Jeremy Reed, L OBP: 0.305, SLG: 0.346										4	1	1	0	0	0	5						
2 Kenji Johjima, R OBP: 0.249, SLG: 0.288										4	0	1	2	0	0	0						
39 Bryan LaHair, L OBP: 0.278, SLG: 0.235 Miguel Cairo, R OBP: 0.315, SLG: 0.291										4	0	1	0	0	2	0						
7 Yuniesky Betancourt, R OBP: 0.267, SLG: 0.356										4	0	0	0	0	1	2						
<b>Inning Stats</b>	R: 0 E: 0 K: 0 S: 8	H: 1 LOB: 1 BB: 0 P: 12	R: 0 E: 0 K: 0 S: 5	H: 0 LOB: 0 BB: 0 P: 9	R: 0 E: 0 K: 1 S: 14	H: 1 LOB: 1 BB: 0 P: 20	R: 0 E: 0 K: 1 S: 12	H: 1 LOB: 2 BB: 1 P: 17	R: 0 E: 0 K: 0 S: 8	H: 0 LOB: 0 BB: 0 P: 13	R: 4 E: 0 K: 1 S: 15	H: 4 LOB: 2 BB: 2 P: 29	R: 1 E: 0 K: 0 S: 8	H: 3 LOB: 2 BB: 1 P: 16	R: 0 E: 0 K: 1 S: 8	H: 0 LOB: 0 BB: 0 P: 11		R: 0 E: 0 K: 1 S: 10	H: 1 LOB: 2 BB: 1 P: 25	1B: 5 2B: 4 3B: 1 HR: 1	SF: 0 SAC: 0 DP: 1 HBP: 0	WP: 0 PB: 0 SB: 0 CS: 0
<b>PITCHER</b>	IP WLS BF H R ER SO BB IBB HBP BLK WP HR S P ERA WHIP																					
28 Shaun Marcum, R ERA: 3.22	5.2 L 25 6 4 4 2 3 0 0 0 0 1 58 94 6.35 1.588																					
57 Shawn Camp, R ERA: 3.16	1.1 8 4 1 1 1 0 1 0 0 0 0 12 22 6.75 3.000																					
54 Jason Frasor, R ERA: 3.71	2.0 8 1 0 0 2 0 1 0 0 0 0 18 36 0.00 0.500																					

AB	36
R	5
H	11
RBI	5
BB	5
SO	5
LOB	15



Batter	1	2	3	4	5	6	7	8	9	AB	R	H	RBI	BB	SO	LOB	BOTTOM					
David Eckstein, R OBP: 0.397, SLG: 0.351										4	0	1	0	0	0	1	<b>Seattle Mariners @ Toronto Blue Jays</b> Rogers Centre, Toronto, ON Sun Jul 27 2008, 1:07 PM EDT Att: 33,367 - Sunny - 70 F					
19 Marco Scutaro, R OBP: 0.311, SLG: 0.341										3	0	0	0	1	0	1						
15 Alex Rios, R OBP: 0.331, SLG: 0.426										4	0	0	0	0	0	3						
35 Lyle Overbay, L OBP: 0.378, SLG: 0.401										3	0	1	0	1	0	0						
20 Rod Barajas, R OBP: 0.297, SLG: 0.418										4	0	0	0	0	0	2						
26 Adam Lind, L OBP: 0.339, SLG: 0.526										4	0	1	0	0	1	2						
33 Scott Rolen, R OBP: 0.355, SLG: 0.498										4	0	0	0	0	0	3						
36 Kevin Mench, R OBP: 0.326, SLG: 0.356										3	0	1	0	0	1	0						
6 John McDonald, R OBP: 0.257, SLG: 0.284										3	1	1	1	0	0	1						
<b>Inning Stats</b>	R: 0 E: 0 K: 0 S: 6	H: 0 LOB: 0 BB: 0 P: 10	R: 0 E: 0 K: 0 S: 13	H: 0 LOB: 1 BB: 1 P: 18	R: 0 E: 0 K: 0 S: 16	H: 1 LOB: 1 BB: 1 P: 26	R: 0 E: 0 K: 1 S: 9	H: 1 LOB: 1 BB: 0 P: 14	R: 1 E: 0 K: 0 S: 6	H: 1 LOB: 0 BB: 0 P: 7	R: 0 E: 0 K: 0 S: 5	H: 0 LOB: 0 BB: 0 P: 7	R: 0 E: 0 K: 1 S: 6	H: 0 LOB: 0 BB: 0 P: 9	R: 0 E: 0 K: 0 S: 7	H: 1 LOB: 1 BB: 0 P: 10		R: 0 E: 0 K: 0 S: 10	H: 1 LOB: 1 BB: 0 P: 18	1B: 3 2B: 1 3B: 0 HR: 1	SF: 0 SAC: 0 DP: 0 HBP: 0	WP: 0 PB: 0 SB: 0 CS: 0
<b>PITCHER</b>	IP WLS BF H R ER SO BB IBB HBP BLK WP HR S P ERA WHIP																					
56 Jarrod Washburn, L ERA: 4.5	8.0 W 30 4 1 1 2 2 0 0 0 0 0 68 101 1.12 0.750																					
J.J. Putz, R ERA: 4.5	1.0 4 1 0 0 0 0 0 0 0 0 0 10 18 0.00 1.000																					

AB	32
R	1
H	5
RBI	1
BB	2
SO	2
LOB	13













Batter	1	2	3	4	5	6	7	8	9	AB	R	H	RBI	BB	SO	LOB	TOP			
1 Akinori Iwamura, L (1.4) OBP: 0.347, SLG: 0.371										4	0	2	0	0	0	0	Tampa Bay Rays @ Toronto Blue Jays Rogers Centre, Toronto, ON Wed Jul 30 2008, 12:37 PM EDT Att. 40,322 - Roof Closed - 68 F			
2 B.J. Upton, R (1.8) OBP: 0.391, SLG: 0.388										3	1	0	0	0	0	1				
13 Carl Crawford, L (1.7) OBP: 0.310, SLG: 0.398										4	0	2	1	0	1	1				
3 Evan Longoria, R (1.5) OBP: 0.351, SLG: 0.523										3	0	0	0	1	2	2				
23 Carlos Pena, L (1.3) OBP: 0.339, SLG: 0.454										4	1	1	1	0	2	3				
32 Eric Hinske, L (1.10) OBP: 0.352, SLG: 0.500											3	1	1	0	0	2		0		
16 Willy Aybar, S (9.10) OBP: 0.308, SLG: 0.364											1	0	1	0	0	0				
30 Dioner Navarro, S (1.2) OBP: 0.370, SLG: 0.421											4	0	2	0	0	0		1		
26 Gabe Gross, L (1.9) OBP: 0.323, SLG: 0.379											4	0	0	0	0	0		3		
8 Jason Bartlett, R (1.6) OBP: 0.294, SLG: 0.292											4	0	0	0	0	1		2		
<b>Inning Stats</b>	R: 1 H: 2 E: 0 K: 1 S: 12	H: 2 LOB: 1 BB: 0 P: 24	R: 0 H: 1 E: 0 K: 2 S: 11	H: 1 LOB: 1 BB: 0 P: 19	R: 0 H: 1 E: 0 K: 0 S: 12	H: 1 LOB: 1 BB: 0 P: 19	R: 2 H: 3 E: 0 K: 0 S: 9	H: 3 LOB: 0 BB: 0 P: 16	R: 0 H: 0 E: 0 K: 3 S: 11	H: 0 LOB: 0 BB: 0 P: 15	R: 0 H: 0 E: 0 K: 0 S: 6	H: 0 LOB: 0 BB: 0 P: 8	R: 0 H: 1 E: 0 K: 2 S: 8	H: 1 LOB: 2 BB: 1 P: 17	R: 0 H: 1 E: 0 K: 0 S: 10	H: 1 LOB: 1 BB: 0 P: 14	1B: 4 2B: 3 3B: 1 HR: 1	SF: 0 SAC: 1 DP: 1 HBP: 0	WP: 0 PB: 0 SB: 0 CS: 0	PA: 36
<b>PITCHER</b>	IP	WLS	BF	H	R	ER	SO	BB	IBB	HBP	BLK	WP	HR	S	P	ERA	WHIP			
48 Scott Richmond, R (1.1) ERA: 5.06	5.1	L	22	7	3	3	4	0	0	0	0	0	1	54	92	5.06	1.312			
39 Jesse Carlson, L (6.1) ERA: 1.95	1.2		5	0	0	0	2	0	0	0	0	0	0	14	19	0.00	0.000			
37 Scott Downs, L (8.1) ERA: 1.45	1.0		5	1	0	0	2	0	1	0	0	0	0	8	17	0.00	1.000			
52 B.J. Ryan, L (9.1) ERA: 2.7	1.0		4	1	0	0	0	0	0	0	0	0	0	10	14	0.00	1.000			

Batter	1	2	3	4	5	6	7	8	9	AB	R	H	RBI	BB	SO	LOB	BOTTOM			
1 Joe Inglett, L (1.4) OBP: 0.352, SLG: 0.429										5	0	3	0	0	1	0	Tampa Bay Rays @ Toronto Blue Jays Rogers Centre, Toronto, ON Wed Jul 30 2008, 12:37 PM EDT Att. 40,322 - Roof Closed - 68 F			
19 Marco Scutaro, R (1.5) OBP: 0.341, SLG: 0.330										5	0	0	0	0	1	4				
15 Alex Rios, R (1.8) OBP: 0.323, SLG: 0.422										5	1	2	0	0	0	2				
35 Lyle Overbay, L (1.3) OBP: 0.379, SLG: 0.408										3	1	1	2	1	2	2				
Matt Stairs, L (1.10) OBP: 0.333, SLG: 0.411										3	0	0	0	1	2	2				
26 Adam Lind, L (1.7) OBP: 0.336, SLG: 0.540											4	0	1	0	0	0		3		
35 Brad Wilkerson, L (1.9) OBP: 0.332, SLG: 0.326										2	0	0	0	0	0	1				
36 Kevin Mench, R (6.7) OBP: 0.318, SLG: 0.347										2	0	0	0	0	1	0				
Gregg Zaun, S (1.2) OBP: 0.352, SLG: 0.375										3	0	1	0	1	0	1				
6 John McDonald, R (1.6) OBP: 0.256, SLG: 0.282										4	0	1	0	0	0	3				
<b>Inning Stats</b>	R: 2 H: 3 E: 0 K: 1 S: 9	H: 3 LOB: 0 BB: 0 P: 14	R: 0 H: 1 E: 0 K: 0 S: 10	H: 1 LOB: 1 BB: 0 P: 13	R: 0 H: 1 E: 0 K: 1 S: 10	H: 1 LOB: 1 BB: 0 P: 20	R: 0 H: 1 E: 0 K: 0 S: 12	H: 1 LOB: 3 BB: 1 P: 20	R: 0 H: 2 E: 0 K: 1 S: 8	H: 2 LOB: 0 BB: 0 P: 12	R: 0 H: 0 E: 0 K: 2 S: 13	H: 0 LOB: 0 BB: 0 P: 16	R: 0 H: 0 E: 0 K: 1 S: 13	H: 0 LOB: 1 BB: 1 P: 22	R: 0 H: 0 E: 0 K: 0 S: 10	H: 0 LOB: 0 BB: 0 P: 17	1B: 5 2B: 1 3B: 2 HR: 1	SF: 0 SAC: 0 DP: 1 HBP: 0	WP: 1 PB: 0 SB: 0 CS: 0	PA: 39
<b>PITCHER</b>	IP	WLS	BF	H	R	ER	SO	BB	IBB	HBP	BLK	WP	HR	S	P	ERA	WHIP			
36 Edwin Jackson, R (1.1) ERA: 4.2	5.0	W	24	7	2	2	3	2	0	0	0	0	1	52	89	3.60	1.800			
39 J.P. Howell, L (6.1) ERA: 2.49	1.0	H	5	2	0	0	1	0	0	0	0	0	0	8	12	0.00	2.000			
50 Grant Balfour, R (7.1) ERA: 1.26	1.0	H	3	0	0	0	2	0	0	0	0	0	0	13	16	0.00	0.000			
35 Dan Wheeler, R (8.1) ERA: 2.14	1.0	H	4	0	0	0	1	1	0	0	0	0	0	13	22	0.00	1.000			
40 Troy Percival, R (9.1) ERA: 3.58	1.0	S	3	0	0	0	0	0	0	0	0	0	0	10	17	0.00	0.000			















Batter	1	2	3	4	5	6	7	8	9	AB	R	H	RBI	BB	SO	LOB	TOP					
22 Jack Hannahan, L (1, 5) OBP: 0.319, SLG: 0.348	F8		G5-3			K		K2-3		4	0	0	0	0	2	1						
8 Kurt Suzuki, R (1, 2) OBP: 0.348, SLG: 0.387	K			L9		K		F8		4	0	0	0	0	2	0						
32 Jack Cust, L (1, 7) OBP: 0.377, SLG: 0.441	K				2B	G1-3			28 G6-3 35 BB	4	0	2	0	0	1	0						
35 Frank Thomas, R (1, 10) OBP: 0.367, SLG: 0.421		G5-4-3 BB		K			F8		28 G6-3 BB	2	0	0	0	2	1	1						
28 Carlos González, L (1, 8) OBP: 0.297, SLG: 0.399		F9		K			G3		G6-3	4	0	0	0	0	1	4						
Emil Brown, R (1, 9) OBP: 0.286, SLG: 0.385		G5-4-3			K		G5-3		K	4	0	0	0	0	2	3						
14 Mark Ellis, R (1, 4) OBP: 0.326, SLG: 0.374			10 G4-3 7 G6-3 1B		G6-3			F9		3	0	1	0	0	0	0						
7 Bobby Crosby, R (1, 6) OBP: 0.311, SLG: 0.361			G6-3						HR	3	1	2	1	0	0	1						
10 Daric Barton, L (1, 3) OBP: 0.317, SLG: 0.308			G4-3		G5-3			F8		3	0	0	0	0	0	2						
<b>Inning Stats</b>	R: 0 E: 0 K: 2 S: 11	H: 0 LOB: 0 BB: 0 P: 19	R: 0 E: 0 K: 0 S: 5	H: 0 LOB: 0 BB: 1 P: 10	R: 0 E: 0 K: 0 S: 13	H: 1 LOB: 1 BB: 0 P: 18	R: 0 E: 0 K: 2 S: 13	H: 1 LOB: 1 BB: 0 P: 16	R: 0 E: 0 K: 1 S: 11	H: 1 LOB: 1 BB: 0 P: 16	R: 0 E: 0 K: 2 S: 8	H: 0 LOB: 0 BB: 0 P: 10	R: 0 E: 0 K: 0 S: 9	H: 0 LOB: 0 BB: 0 P: 11	R: 1 E: 0 K: 1 S: 8	H: 1 LOB: 0 BB: 0 P: 13	R: 0 E: 0 K: 1 S: 10	H: 1 LOB: 2 BB: 1 P: 19	1B: 3 2B: 1 3B: 0 HR: 1	SF: 0 SAC: 0 DP: 1 HBP: 0	WP: 0 PB: 0 SB: 0 CS: 0	PA: 33
<b>PITCHER</b>	IP	WLS	BF	H	R	ER	SO	BB	IBB	HBP	BLK	WP	HR	S	P	ERA	WHIP					
32 Roy Halladay, R (1, 1) ERA: 2.77	8.0	W	28	4	1	1	8	1	0	0	0	0	1	78	113	1.12	0.625					
37 Scott Downs, L (9, 1) ERA: 1.34	1.0		5	1	0	0	1	1	0	0	0	0	0	10	19	0.00	2.000					

Oakland Athletics @ Toronto Blue Jays  
Rogers Centre, Toronto, ON  
Mon Aug 04 2008, 6:07 PM EDT  
Att: 24,761 - Clear - 75 F

AB	31
R	1
H	5
RBI	1
BB	2
SO	9
LOB	12



Batter	1	2	3	4	5	6	7	8	9	AB	R	H	RBI	BB	SO	LOB	BOTTOM					
19 Marco Scutaro, R (1, 5) OBP: 0.346, SLG: 0.331	FC4-6 BB		K			35 G3 2B		F9		3	0	1	1	1	1	1						
David Eckstein, R (1, 4) OBP: 0.356, SLG: 0.359	FC4-6					L4		15 BB 35 FC5 2B		5	1	2	0	0	0	5						
15 Alex Rios, R (1, 8) OBP: 0.333, SLG: 0.426	K		20 BB 26 HBP 2B		P4			20 FC6-4 35 FC5 1B		4	1	2	0	0	1	2						
35 Lyle Overbay, L (1, 3) OBP: 0.375, SLG: 0.410	F7		26 HBP 20 BB PB		K			FC5 20 FC6-4		4	1	0	1	1	1	5						
20 Rod Barajas, R (1, 2) OBP: 0.305, SLG: 0.420		6 BB 19 HBP BB	19 BB 6 HBP 1B		F8			FC6-4		4	2	1	0	1	0	5						
26 Adam Lind, L (1, 7) OBP: 0.322, SLG: 0.514		19 HBP 6 BB 1B	19 HBP 6 BB 1B			F8		P3		4	1	1	1	0	1	2						
Matt Stairs, L (1, 10) OBP: 0.343, SLG: 0.411						K				4	0	2	1	0	2	2						
35 Brad Wilkerson, L (1, 9) OBP: 0.328, SLG: 0.327						K		F8		3	0	1	1	0	1	3						
6 John McDonald, R (1, 6) OBP: 0.247, SLG: 0.260						F7		F7		3	0	0	0	1	0	3						
<b>Inning Stats</b>	R: 0 E: 0 K: 1 S: 10	H: 0 LOB: 1 BB: 1 P: 18	R: 1 E: 0 K: 2 S: 20	H: 1 LOB: 3 BB: 2 P: 36	R: 4 E: 0 K: 1 S: 19	H: 3 LOB: 1 BB: 1 P: 40	R: 0 E: 0 K: 1 S: 17	H: 1 LOB: 1 BB: 0 P: 23	R: 0 E: 0 K: 1 S: 8	H: 1 LOB: 1 BB: 0 P: 12	R: 0 E: 0 K: 0 S: 10	H: 1 LOB: 2 BB: 0 P: 16	R: 0 E: 0 K: 1 S: 10	H: 1 LOB: 1 BB: 0 P: 15	R: 1 E: 0 K: 0 S: 15	H: 2 LOB: 2 BB: 0 P: 20	1B: 6 2B: 4 3B: 0 HR: 0	SF: 1 SAC: 0 DP: 0 HBP: 3	WP: 0 PB: 1 SB: 0 CS: 0	PA: 42		
<b>PITCHER</b>	IP	WLS	BF	H	R	ER	SO	BB	IBB	HBP	BLK	WP	HR	S	P	ERA	WHIP					
36 Sean Gallagher, R (1, 1) ERA: 4.39	3.0	L	19	4	5	4	4	4	0	2	0	0	0	49	94	12.00	2.667					
53 Dan Meyer, L (4, 1) ERA:	4.0		17	4	0	0	3	0	0	1	0	0	0	45	66	0.00	1.000					
13 Jerry Blevins, L (8, 1) ERA: 1.23	1.0		6	2	1	1	0	0	0	0	0	0	0	15	20	9.00	2.000					

Oakland Athletics @ Toronto Blue Jays  
Rogers Centre, Toronto, ON  
Mon Aug 04 2008, 6:07 PM EDT  
Att: 24,761 - Clear - 75 F

AB	34
R	6
H	10
RBI	5
BB	4
SO	7
LOB	28





Batter	1	2	3	4	5	6	7	8	9	AB	R	H	RBI	BB	SO	LOB	TOP			
15 Ryan Sweeney, L (1,9) OBP: 0.348, SLG: 0.384	F7		8 G6-3 1B		8 G6-3 1B		8 G4-6-3 1B		K	5	0	3	0	0	1	0				
8 Kurt Suzuki, R (1,2) OBP: 0.345, SLG: 0.383	G6-3		G6-3		G6-3		G4-6-3			4	0	0	0	0	0	4				
32 Jack Cust, L (1,7) 11 Rajai Davis, R (8,PR) OBP: 0.228, SLG: 0.265	F8		K		K				28 1B 35 BB BB	3	0	0	0	1	2	1				
35 Frank Thomas, R (1,10) Emil Brown, R (8,PR) OBP: 0.296, SLG: 0.385	K		F8		F8		F8		14 L6-4 28 1B BB	3	0	0	0	1	1	0				
28 Carlos González, L (1,8) OBP: 0.309, SLG: 0.415	14 1B 2B		7 3B 1B		7 3B 1B		1B		1B	4	2	4	0	0	0	0				
14 Mark Ellis, R (1,4) OBP: 0.325, SLG: 0.373	F9		F9		F9		P6		L6-4	4	0	1	1	0	0	5				
22 Jack Hannahan, L (1,5) OBP: 0.318, SLG: 0.345	F7		7 3B BB		G4-3		G4-3		G5-3	3	1	0	0	1	0	5				
7 Bobby Crosby, R (1,6) OBP: 0.310, SLG: 0.365	G6-3		1-H 2-H 3B		F8		F8		G5-3	4	0	1	2	0	0	1				
10 Daric Barton, L (1,3) OBP: 0.316, SLG: 0.307	F8		F8		K		15 1B		F8	4	0	1	0	0	1	1				
<b>Inning Stats</b>	R: 0 E: 0 K: 0 S: 8	H: 0 LOB: 0 BB: 0 P: 11	R: 1 E: 0 K: 1 S: 10	H: 2 LOB: 1 BB: 0 P: 19	R: 0 E: 0 K: 1 S: 8	H: 1 LOB: 1 BB: 0 P: 13	R: 2 E: 0 K: 1 S: 13	H: 2 LOB: 1 BB: 1 P: 22	R: 0 E: 0 K: 0 S: 7	H: 1 LOB: 1 BB: 0 P: 15	R: 0 E: 0 K: 0 S: 9	H: 2 LOB: 1 BB: 0 P: 12	R: 0 E: 0 K: 0 S: 11	H: 1 LOB: 3 BB: 2 P: 21	R: 0 E: 0 K: 1 S: 7	H: 0 LOB: 0 BB: 0 P: 9	1B: 8 2B: 2 3B: 1 HR: 0	SF: 0 SAC: 0 DP: 3 HBP: 0	WP: 0 PB: 0 SB: 0 CS: 0	PA: 37
<b>PITCHER</b>	IP WLS BF H R ER SO BB IBB HBP BLK WP HR S P ERA WHIP																			
48 Scott Richmond, R (1,1) ERA: 4.91	5.2 24 7 3 3 4 1 0 0 0 0 0 0 52 88 4.76 1.412																			
31 John Parrish, L (6,1) ERA: 4.18	1.1 6 2 0 0 0 1 0 0 0 0 0 0 14 24 0.00 2.250																			
22 Brandon League, R (8,1) ERA: 2.93	1.1 5 1 0 0 0 1 0 0 0 0 0 0 9 16 0.00 1.500																			
39 Jesse Carlson, L (9,1) ERA: 2.18	0.2 W 2 0 0 0 1 0 0 0 0 0 0 0 5 6 0.00 0.000																			

Oakland Athletics @ Toronto Blue Jays  
Rogers Centre, Toronto, ON  
Tue Aug 05 2008, 7:07 PM EDT  
Att: 23,580 - Roof Closed - 68 F

AB	34
R	3
H	10
RBI	3
BB	3
SO	5
LOB	17



Batter	1	2	3	4	5	6	7	8	9	AB	R	H	RBI	BB	SO	LOB	BOTTOM			
19 Marco Scutaro, R (1,4) OBP: 0.345, SLG: 0.330	G5-3		F7		L5-3 1B				FC1-6 G3-6	4	0	1	1	0	0	1				
David Eckstein, R (1,10) OBP: 0.356, SLG: 0.359 Matt Stairs, L (8,PH) OBP: 0.342, SLG: 0.410	F7		F7		L5-3				G3-6	3	0	1	0	0	0	1				
15 Alex Rios, R (1,8) OBP: 0.333, SLG: 0.425	L6		F8		K				20 2B 1B	4	1	1	0	0	1	1				
35 Lyle Overbay, L (1,3) OBP: 0.372, SLG: 0.406	K		F8		F8				F8	4	0	0	0	0	1	1				
20 Rod Barajas, R (1,2) OBP: 0.308, SLG: 0.426 35 Brad Wilkerson, L (9,PR) OBP: 0.328, SLG: 0.327	26 3B 1B		F8		F7				33 G1-3 36 1B 2B	4	1	2	1	0	0	0				
26 Adam Lind, L (1,7) OBP: 0.333, SLG: 0.528	1-H 3B		BB		BB				36 1B 33 G1-3 IBB	2	0	1	1	2	0	0				
33 Scott Rolen, R (1,5) OBP: 0.343, SLG: 0.404	K		K		K				G1-3	4	0	0	0	0	2	4				
36 Kevin Mench, R (1,9) OBP: 0.330, SLG: 0.363	F7		6 SH1-4 1B BB		G1-3				G1-3	3	1	1	1	1	0	1				
6 John McDonald, R (1,6) OBP: 0.253, SLG: 0.256	P4		SH1-4		SH1-4				19 FC1-6 BB	1	0	0	0	1	0	0				
<b>Inning Stats</b>	R: 0 E: 0 K: 0 S: 6	H: 0 LOB: 0 BB: 0 P: 8	R: 1 E: 0 K: 2 S: 13	H: 2 LOB: 1 BB: 0 P: 22	R: 0 E: 0 K: 1 S: 11	H: 1 LOB: 1 BB: 0 P: 14	R: 0 E: 0 K: 1 S: 10	H: 0 LOB: 1 BB: 1 P: 19	R: 1 E: 0 K: 0 S: 7	H: 1 LOB: 0 BB: 1 P: 14	R: 0 E: 0 K: 1 S: 7	H: 0 LOB: 0 BB: 0 P: 10	R: 0 E: 0 K: 0 S: 6	H: 0 LOB: 0 BB: 1 P: 13	R: 0 E: 0 K: 0 S: 6	H: 0 LOB: 3 BB: 1 P: 22	1B: 5 2B: 2 3B: 1 HR: 0	SF: 0 SAC: 1 DP: 2 HBP: 0	WP: 0 PB: 0 SB: 0 CS: 0	PA: 35
<b>PITCHER</b>	IP WLS BF H R ER SO BB IBB HBP BLK WP HR S P ERA WHIP																			
Greg Smith, L (1,1) ERA: 3.99	6.0 23 4 2 2 4 1 0 0 0 0 0 0 12 20 0.00 1.000																			
31 Brad Ziegler, R (7,1) ERA: 4.2	2.0 H 6 0 0 0 0 1 0 0 0 0 0 0 12 20 0.00 0.500																			
Huston Street, R (9,1)	0.2 L 6 3 2 2 0 0 1 0 0 0 0 0 0 12 22 27.00 4.500																			

Oakland Athletics @ Toronto Blue Jays  
Rogers Centre, Toronto, ON  
Tue Aug 05 2008, 7:07 PM EDT  
Att: 23,580 - Roof Closed - 68 F

AB	30
R	4
H	7
RBI	4
BB	4
SO	4
LOB	10





Batter	1	2	3	4	5	6	7	8	9	AB	R	H	RBI	BB	SO	LOB	TOP					
15 Ryan Sweeney, L (1,9) OBP: 0.343, SLG: 0.379	F8		G3			F7		K		4	0	0	0	0	1	0						
8 Kurt Suzuki, R (1,2) OBP: 0.344, SLG: 0.380	G1-3		G6-3			K				3	0	0	0	1	1	0						
35 Frank Thomas, R (1,10) OBP: 0.368, SLG: 0.412										3	0	1	0	1	1	1						
28 Carlos González, L (1,8) OBP: 0.308, SLG: 0.412										4	0	1	0	0	1	2						
32 Jack Cust, L (1,7) OBP: 0.374, SLG: 0.433		P5								3	0	0	0	1	2	1						
14 Mark Ellis, R (1,4) OBP: 0.323, SLG: 0.370	F8									3	0	0	0	0	1	3						
22 Jack Hannahan, L (1,5) OBP: 0.316, SLG: 0.341										3	0	0	0	0	1	3						
7 Bobby Crosby, R (1,6) OBP: 0.310, SLG: 0.372										3	1	1	1	0	1	0						
10 Daric Barton, L (1,3) OBP: 0.313, SLG: 0.304										3	0	0	0	0	0	0						
<b>Inning Stats</b>	R: 0 E: 0 K: 0 S: 6	H: 0 LOB: 1 BB: 1 P: 11	R: 0 E: 0 K: 0 S: 6	H: 0 LOB: 0 BB: 0 P: 9	R: 0 E: 0 K: 1 S: 9	H: 0 LOB: 0 BB: 0 P: 12	R: 0 E: 0 K: 2 S: 9	H: 0 LOB: 0 BB: 0 P: 16	R: 0 E: 0 K: 3 S: 9	H: 0 LOB: 0 BB: 0 P: 12	R: 1 E: 0 K: 1 S: 10	H: 1 LOB: 0 BB: 0 P: 13	R: 0 E: 0 K: 0 S: 11	H: 2 LOB: 2 BB: 1 P: 16	R: 0 E: 0 K: 1 S: 5	H: 0 LOB: 0 BB: 0 P: 7	R: 0 E: 0 K: 1 S: 11	H: 0 LOB: 1 BB: 1 P: 23	1B: 2 2B: 0 3B: 0 HR: 1	SF: 0 SAC: 0 DP: 1 HBP: 0	WP: 0 PB: 0 SB: 0 CS: 0	PA: 32
<b>PITCHER</b>	IP	WLS	BF	H	R	ER	SO	BB	IBB	HBP	BLK	WP	HR	S	P	ERA	WHIP					
28 Shaun Marcum, R (1,1) ERA: 3.44	7.0	W	25	3	1	1	7	2	0	0	0	0	1	60	89	1.29	0.714					
37 Scott Downs, L (8,1) ERA: 1.32	1.0		3	0	0	0	1	0	0	0	0	0	0	5	7	0.00	0.000					
52 B.J. Ryan, L (9,1) ERA: 3.23	1.0		4	0	0	0	1	1	0	0	0	0	0	11	23	0.00	1.000					

Oakland Athletics @ Toronto Blue Jays  
Rogers Centre, Toronto, ON  
Wed Aug 06 2008, 7:07 PM EDT  
Att: 29,256 - Partly Cloudy - 79 F

AB	29
R	1
H	3
RBI	1
BB	3
SO	9
LOB	10



Batter	1	2	3	4	5	6	7	8	9	AB	R	H	RBI	BB	SO	LOB	BOTTOM					
19 Marco Scutaro, R (1,4) OBP: 0.344, SLG: 0.328	L8		G5-3							3	0	0	0	1	1	0						
David Eckstein, R (1,10) OBP: 0.352, SLG: 0.354										3	0	0	0	0	1	0						
Matt Stairs, L (7,PH) (8,10)										1	0	0	1	0	0	2						
15 Alex Rios, R (1,8) OBP: 0.332, SLG: 0.425										4	1	1	0	0	0	0						
35 Lyle Overbay, L (1,3) OBP: 0.375, SLG: 0.405										1	1	0	0	3	0	0						
20 Rod Barajas, R (1,2) OBP: 0.307, SLG: 0.435										4	1	1	3	0	2	2						
26 Adam Lind, L (1,7) OBP: 0.340, SLG: 0.531										3	1	2	0	0	1	0						
35 Brad Wilkerson, L (8,9) ERA: 1.15										1	0	0	0	0	0	1						
33 Scott Rolen, R (1,5) OBP: 0.343, SLG: 0.401										2	1	0	0	1	0	1						
36 Kevin Mench, R (1,9) (8,7)										3	0	0	0	0	0	2						
6 John McDonald, R (1,6) OBP: 0.244, SLG: 0.247										3	0	0	1	0	0	1						
<b>Inning Stats</b>	R: 3 E: 0 K: 1 S: 12	H: 3 LOB: 1 BB: 1 P: 25	R: 0 E: 0 K: 0 S: 6	H: 0 LOB: 0 BB: 0 P: 13	R: 0 E: 0 K: 0 S: 10	H: 0 LOB: 1 BB: 1 P: 18	R: 0 E: 0 K: 1 S: 8	H: 0 LOB: 0 BB: 0 P: 11	R: 0 E: 0 K: 1 S: 7	H: 0 LOB: 0 BB: 0 P: 8	R: 0 E: 0 K: 1 S: 10	H: 0 LOB: 0 BB: 0 P: 17	R: 2 E: 0 K: 0 S: 10	H: 1 LOB: 1 BB: 2 P: 23	R: 0 E: 0 K: 1 S: 10	H: 0 LOB: 1 BB: 1 P: 16	1B: 2 2B: 2 3B: 0 HR: 1	SF: 0 SAC: 0 DP: 1 HBP: 0	WP: 1 PB: 0 SB: 0 CS: 0	PA: 33		
<b>PITCHER</b>	IP	WLS	BF	H	R	ER	SO	BB	IBB	HBP	BLK	WP	HR	S	P	ERA	WHIP					
47 Gio González, L (1,1) ERA: 6.0	6.0	L	24	4	4	4	4	2	0	0	0	0	1	55	95	6.00	1.000					
44 Santiago Casilla, R (7,1) ERA: 2.34	0.1		4	0	0	0	0	2	0	0	0	1	0	6	17	0.00	6.000					
33 Joey Devine, R (7,1) ERA: 1.15	0.2		1	0	1	1	0	0	0	0	0	0	0	2	3	13.50	0.000					
Alan Embree, L (8,1) ERA: 4.89	1.0		4	0	0	0	1	1	0	0	0	0	0	10	16	0.00	1.000					

Oakland Athletics @ Toronto Blue Jays  
Rogers Centre, Toronto, ON  
Wed Aug 06 2008, 7:07 PM EDT  
Att: 29,256 - Partly Cloudy - 79 F

AB	28
R	5
H	4
RBI	5
BB	5
SO	5
LOB	9





Batter	1	2	3	4	5	6	7	8	9	AB	R	H	RBI	BB	SO	LOB	TOP		
15 Ryan Sweeney, L (1,9) OBP: 0.344, SLG: 0.388	G5-3	K			HR		F8		14 1B HBP	4	1	1	1	0	1	1	<b>Oakland Athletics @ Toronto Blue Jays</b> Rogers Centre, Toronto, ON Thu Aug 07 2008, 7:07 PM EDT Att: 28,821 - Roof Closed - 68 F		
14 Mark Ellis, R (1,4) OBP: 0.321, SLG: 0.368	P3		K		P5		K		35 G6-4-3 1B	5	0	1	0	0	2	0			
35 Frank Thomas, R (1,10) OBP: 0.364, SLG: 0.496	G6-3		F9		28 1B		F8		G6-4-3 1B	5	0	1	0	0	0	2			
28 Carlos González, L (1,8) OBP: 0.312, SLG: 0.411		7 2B BB	K						K	3	1	1	0	1	2	0			
Emil Brown, R (1,7) OBP: 0.288, SLG: 0.387	P3				F9				7 1B	4	0	2	0	0	0	3			
7 Bobby Crosby, R (1,6) OBP: 0.312, SLG: 0.376	22 G1-3 10 HR				P6				1B	4	1	2	1	0	1	3			
22 Jack Hannahan, L (1,5) OBP: 0.312, SLG: 0.337	G1-3				FC4-6 10 BB		F8		F9	4	0	0	0	0	0	4			
10 Daric Barton, L (1,3) OBP: 0.315, SLG: 0.315							G4-3		K	3	1	1	2	1	1	2			
Rob Bowen, S (1,2) OBP: 0.246, SLG: 0.263									G5-3	3	0	1	0	0	2	2			
8 Kurt Suzuki, R (9,PH) OBP: 0.343, SLG: 0.379					K		K			1	0	0	0	0	0	0			
<b>Inning Stats</b>	R: 0 E: 0 K: 0 S: 9	H: 0 LOB: 0 BB: 0 P: 13	R: 3 E: 0 K: 1 S: 15	H: 3 LOB: 1 BB: 1 P: 29	R: 0 E: 0 K: 2 S: 8	H: 0 LOB: 0 BB: 0 P: 13	R: 0 E: 0 K: 1 S: 10	H: 1 LOB: 2 BB: 1 P: 22	R: 1 E: 0 K: 1 S: 11	H: 3 LOB: 2 BB: 0 P: 21	R: 0 E: 0 K: 1 S: 7	H: 0 LOB: 0 BB: 0 P: 12	R: 0 E: 0 K: 1 S: 9	H: 2 LOB: 2 BB: 0 P: 19	R: 0 E: 0 K: 2 S: 12	H: 1 LOB: 1 BB: 0 P: 19	1B: 7 2B: 1 3B: 0 HR: 2	SF: 0 SAC: 0 DP: 1 HBP: 1	WP: 0 PA: 39 PB: 0 SB: 0 CS: 0
<b>PITCHER</b>	IP WLS BF H R ER SO BB IBB HBP BLK WP HR S P ERA WHIP																		
A.J. Burnett, R (1,1) ERA: 4.62	6.0 W 27 7 4 4 6 2 0 0 0 0 0 2 60 110 6.00 1.500																		
39 Jesse Carlson, L (7,1) ERA: 2.13	1.0 H 3 0 0 0 1 0 0 0 0 0 0 9 12 0.00 0.000																		
37 Scott Downs, L (8,1) ERA: 1.29	1.0 H 5 2 0 0 2 0 0 0 0 0 0 12 19 0.00 2.000																		
52 B.J. Ryan, L (9,1) ERA: 3.15	1.0 S 4 1 0 0 0 0 0 0 1 0 0 0 11 19 0.00 1.000																		

Batter	1	2	3	4	5	6	7	8	9	AB	R	H	RBI	BB	SO	LOB	BOTTOM		
1 Joe Inglett, L (1,4) OBP: 0.351, SLG: 0.418	35 G4-3 1B		K		K				1 SAFE B SI 84 B SI 85 B SI 86 B SI 87 B SI 88 B SI 89 B SI 90 B SI 91 B SI 92 B SI 93 B SI 94 B SI 95 B SI 96 B SI 97 B SI 98 B SI 99 B SI 00 C SI 84 C SI 85 C SI 86 C SI 87 C SI 88 C SI 89 C SI 90 C SI 91 C SI 92 C SI 93 C SI 94 C SI 95 C SI 96 C SI 97 C SI 98 C SI 99 C SI 00 F SI 84 F SI 85 F SI 86 F SI 87 F SI 88 F SI 89 F SI 90 F SI 91 F SI 92 F SI 93 F SI 94 F SI 95 F SI 96 F SI 97 F SI 98 F SI 99 F SI 00 X SI 84 X SI 85 X SI 86 X SI 87 X SI 88 X SI 89 X SI 90 X SI 91 X SI 92 X SI 93 X SI 94 X SI 95 X SI 96 X SI 97 X SI 98 X SI 99 X SI 00	4	0	2	1	0	2	0	<b>Oakland Athletics @ Toronto Blue Jays</b> Rogers Centre, Toronto, ON Thu Aug 07 2008, 7:07 PM EDT Att: 28,821 - Roof Closed - 68 F		
35 Brad Wilkerson, L (1,9) OBP: 0.321, SLG: 0.320	G4-3		G3		K		SF8		G3	4	0	0	1	0	1	3			
15 Alex Rios, R (1,8) OBP: 0.333, SLG: 0.427	35 BB				35 2B		P6			3	0	1	0	1	1	2			
35 Lyle Overbay, L (1,3) OBP: 0.374, SLG: 0.402	E4		G3-1				G4-3			3	0	0	0	1	0	1			
20 Rod Barajas, R (1,2) OBP: 0.306, SLG: 0.432	P4		26 1B 33 1B		F7		F9			4	1	1	0	0	0	4			
26 Adam Lind, L (1,7) OBP: 0.344, SLG: 0.527			K				G5-3			3	2	1	0	0	1	0			
19 Marco Scutaro, R (8,4) OBP: 0.344, SLG: 0.328			33 1B 1B		6 1B 33 1B HBP		G5-3			0	0	0	0	0	0	0			
Matt Stairs, L (1,10) ERA: 2.57										2	1	1	0	0	1	0			
36 Kevin Mench, R (6,PH) OBP: 0.313, SLG: 0.341					6 2B 1B		K		G4-3	2	0	0	0	0	1	1			
33 Scott Rolen, R (1,5) OBP: 0.344, SLG: 0.401			L6		6 2B 1B				G6-3	3	2	1	2	1	0	0			
6 John McDonald, R (1,6) OBP: 0.266, SLG: 0.274			G6-3		1H 2H 3H				1B	3	0	2	2	1	0	0			
<b>Inning Stats</b>	R: 0 E: 1 K: 0 S: 9	H: 1 LOB: 2 BB: 1 P: 15	R: 0 E: 0 K: 2 S: 10	H: 0 LOB: 0 BB: 0 P: 17	R: 0 E: 0 K: 1 S: 10	H: 0 LOB: 0 BB: 0 P: 17	R: 4 E: 0 K: 1 S: 18	H: 5 LOB: 1 BB: 0 P: 28	R: 0 E: 0 K: 2 S: 13	H: 1 LOB: 2 BB: 1 P: 24	R: 2 E: 1 K: 1 S: 15	H: 0 LOB: 2 BB: 2 P: 30	R: 0 E: 0 K: 0 S: 12	H: 0 LOB: 0 BB: 0 P: 14	R: 0 E: 0 K: 0 S: 12	H: 2 LOB: 2 BB: 0 P: 19	1B: 7 2B: 2 3B: 0 HR: 0	SF: 1 SAC: 0 DP: 0 HBP: 2	WP: 0 PA: 38 PB: 0 SB: 1 CS: 0
<b>PITCHER</b>	IP WLS BF H R ER SO BB IBB HBP BLK WP HR S P ERA WHIP																		
58 Justin Duchschere, R (1,1) ERA: 2.57	5.0 23 7 4 4 6 2 0 0 0 0 0 11 23 7.20 1.800																		
13 Jerry Stebins, L (6,1) ERA: 2.4	0.1 L 5 0 2 2 1 2 0 2 0 0 0 0 11 23 54.00 6.000																		
33 Joey Devine, R (6,1) ERA: 1.11	1.2 5 0 0 0 0 0 0 0 0 0 0 16 21 0.00 0.000																		
31 Brad Ziegler, R (8,1) ERA:	1.0 5 2 0 0 0 0 0 0 0 0 0 12 19 0.00 2.000																		

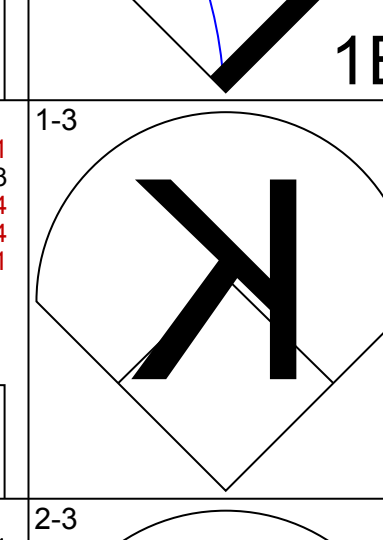


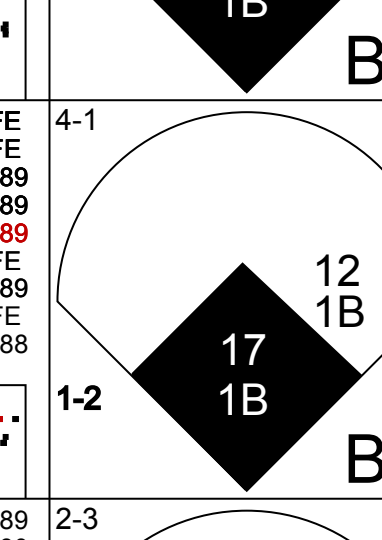


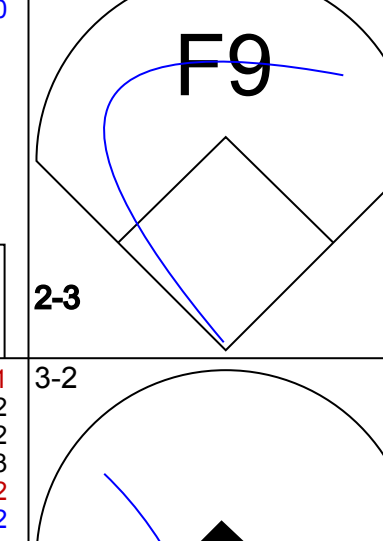

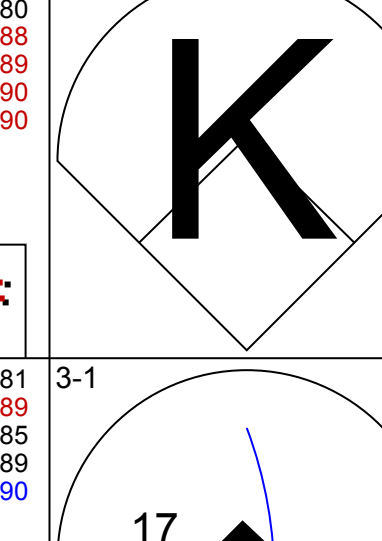


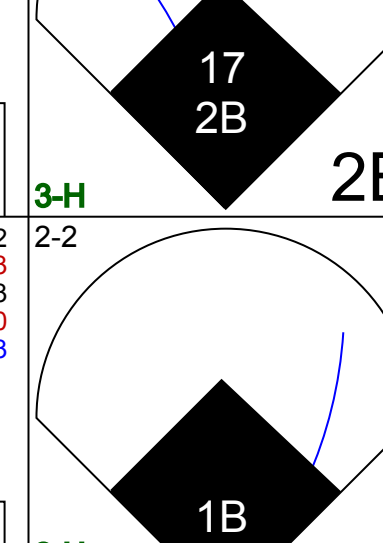

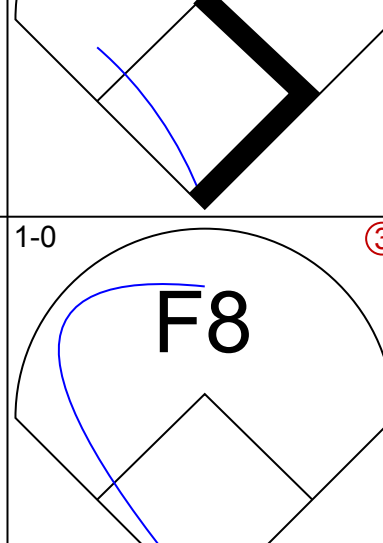
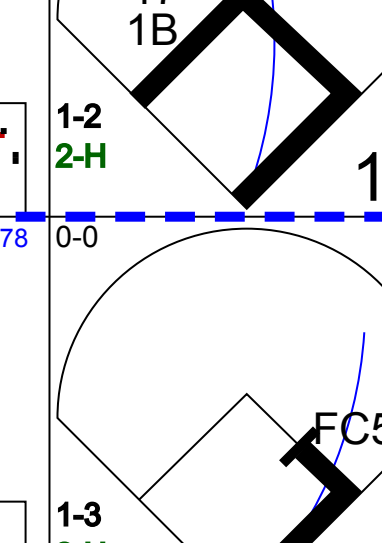

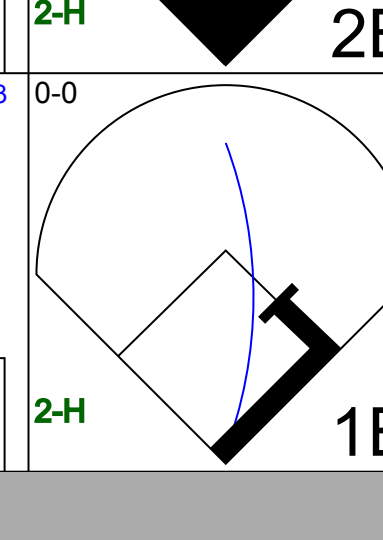


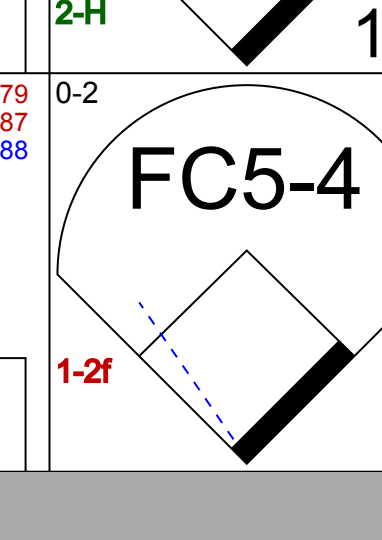
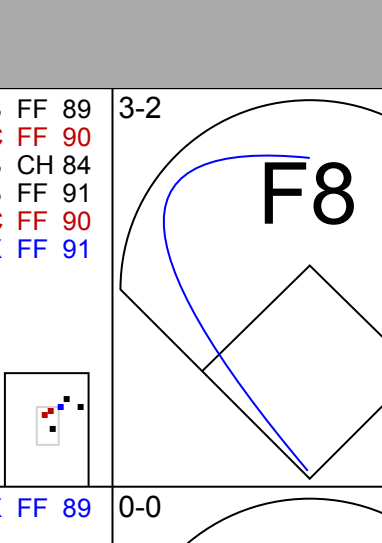
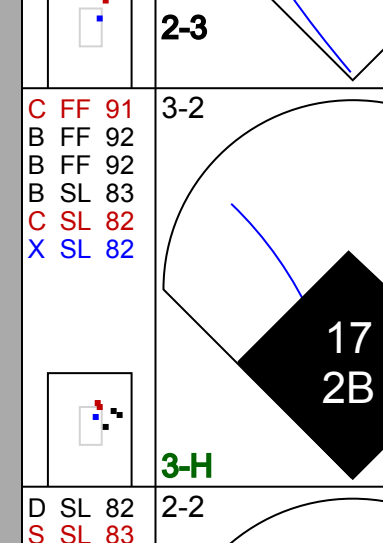
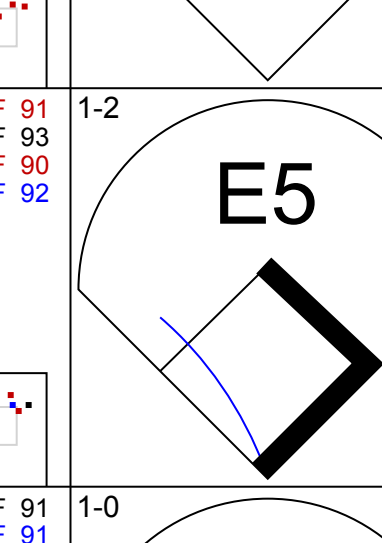
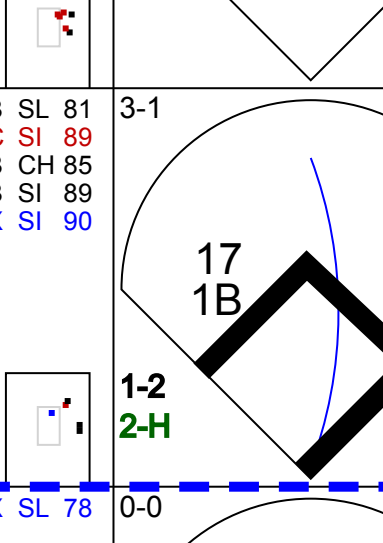
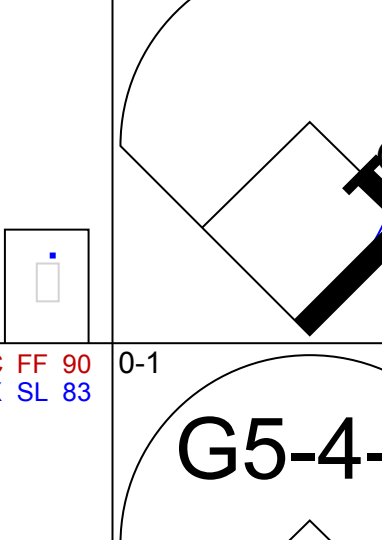
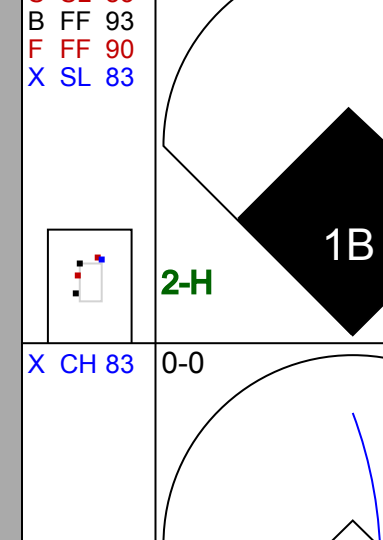
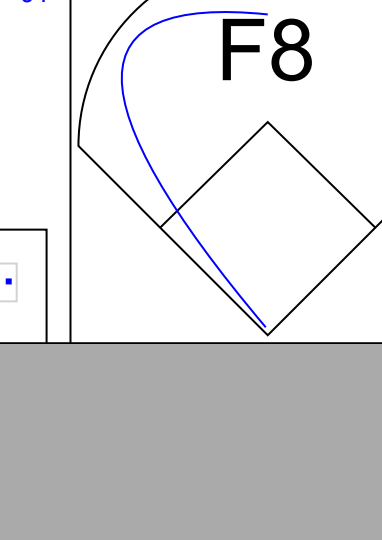
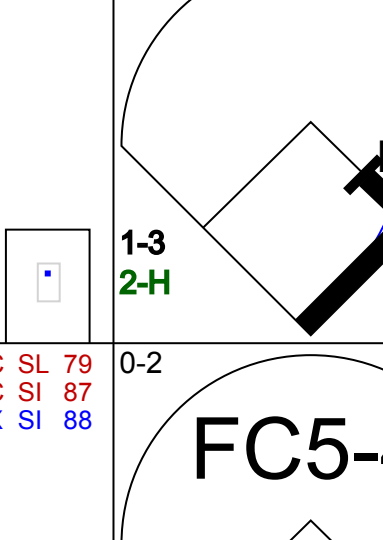
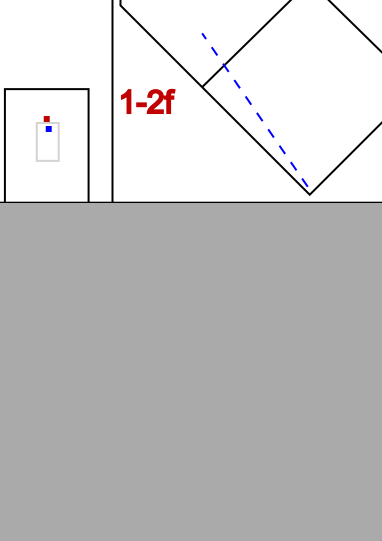
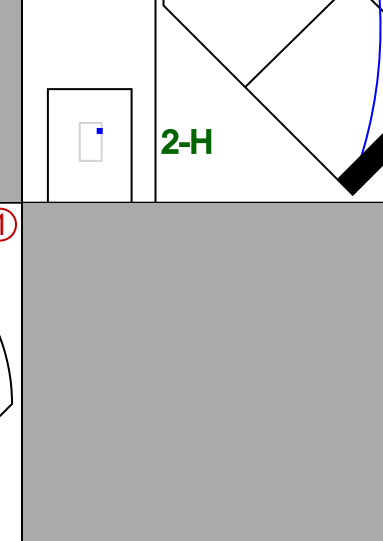
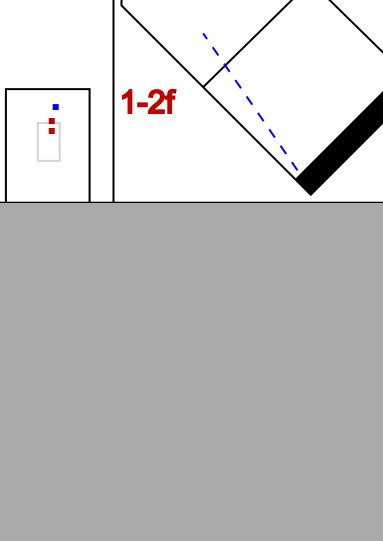
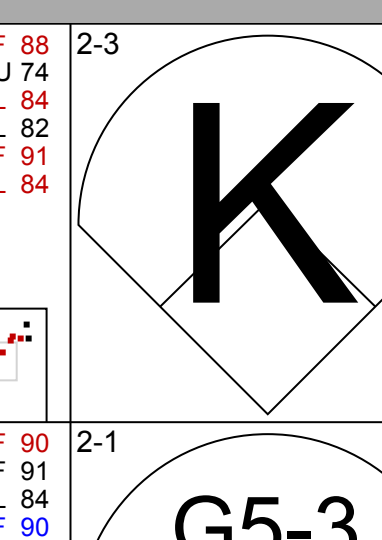
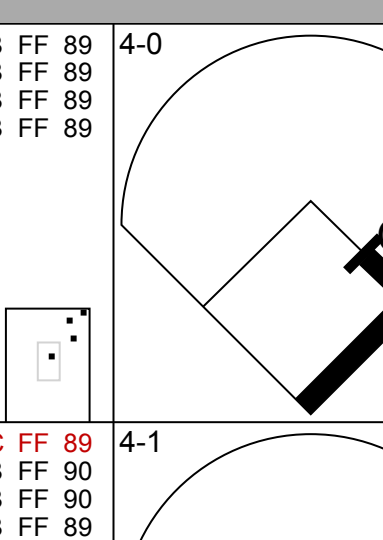
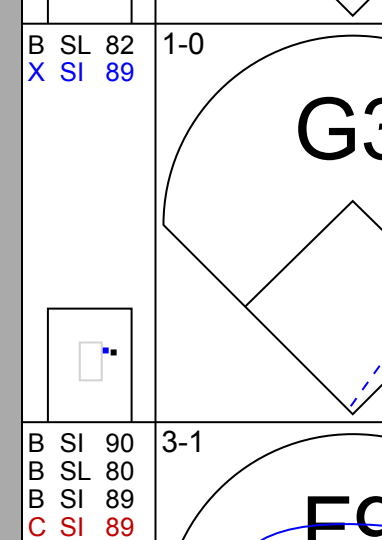
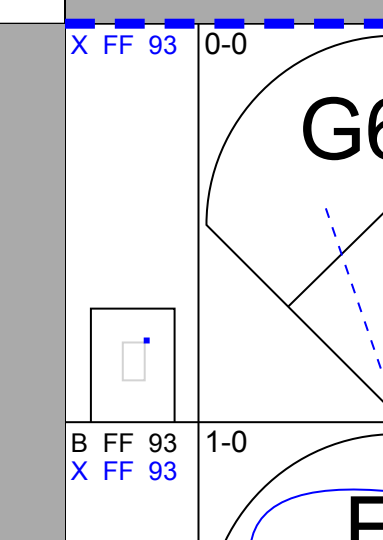
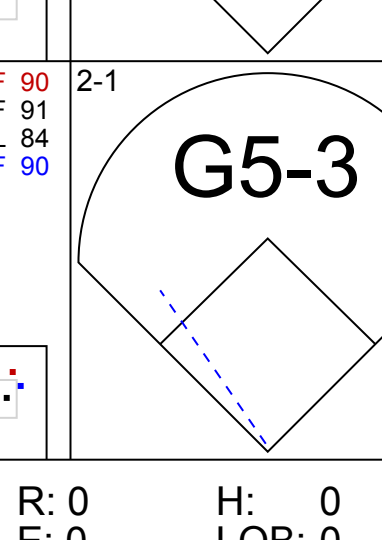
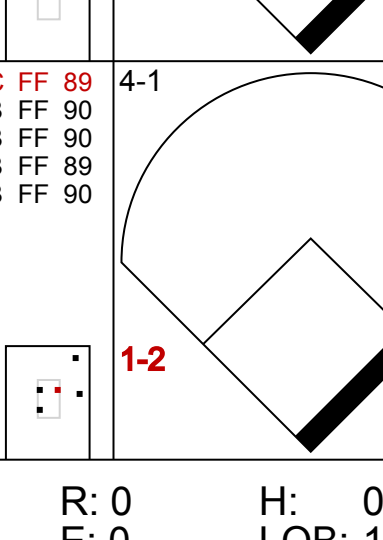
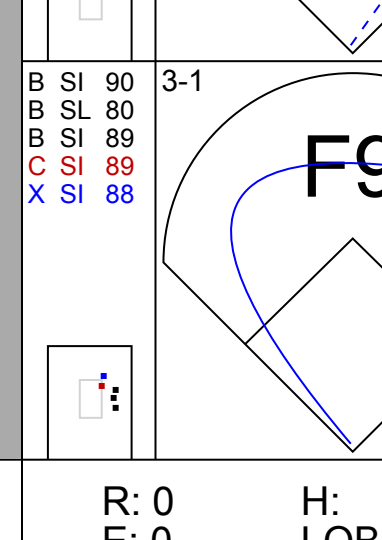
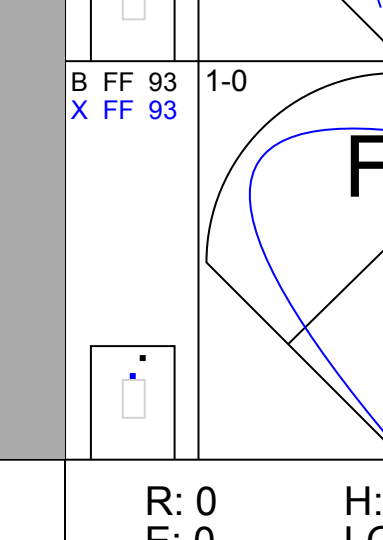
AB	36
R	4
H	10
RBI	4
BB	2
SO	9
LOB	17



AB	31
R	6
H	9
RBI	6
BB	4
SO	7
LOB	11



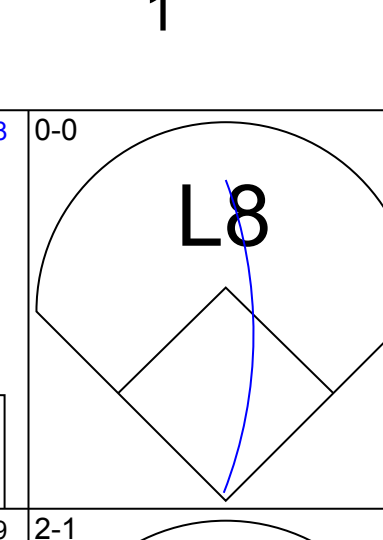
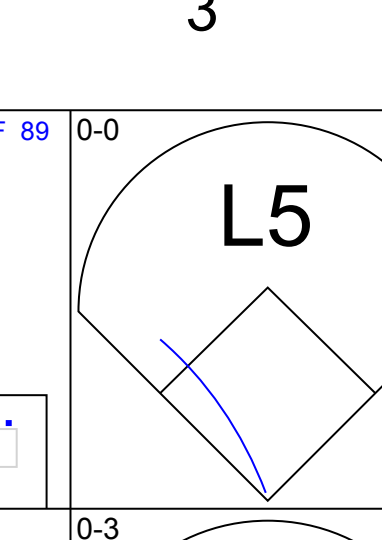
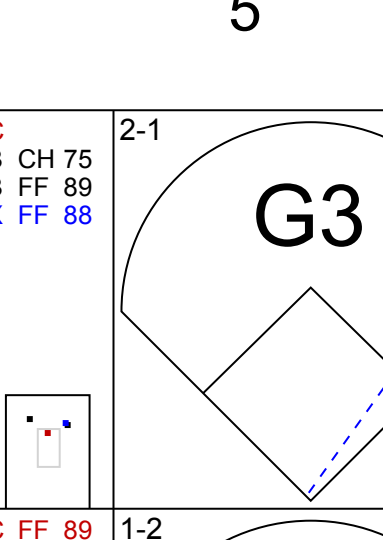
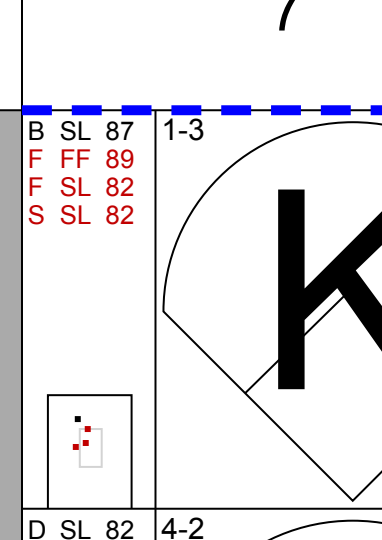
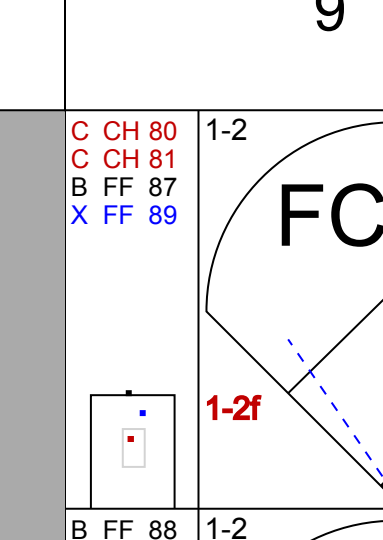
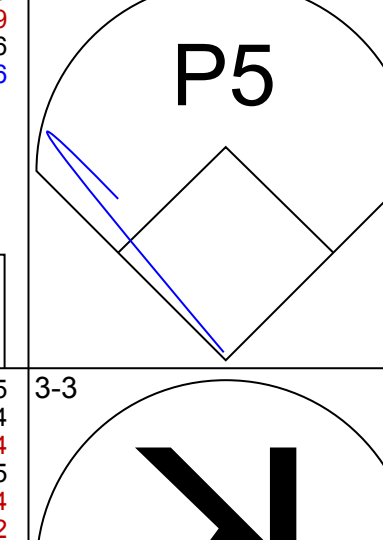
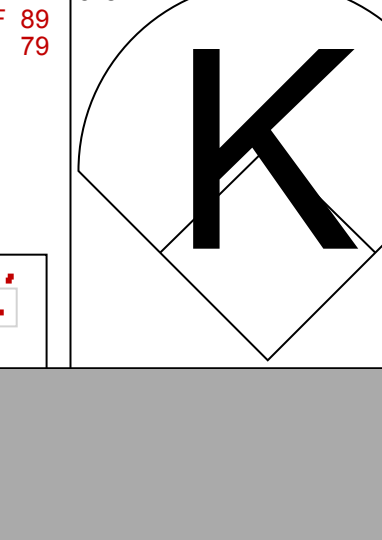
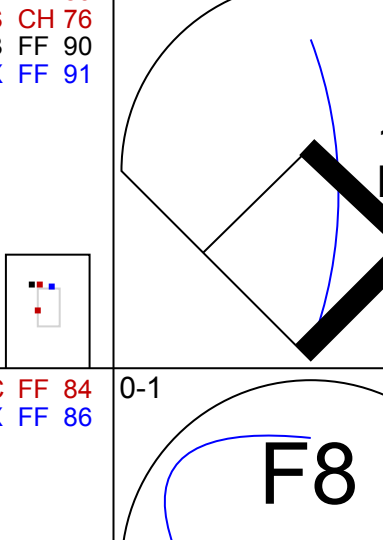
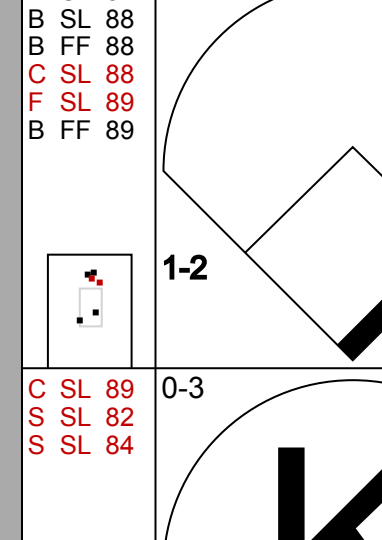
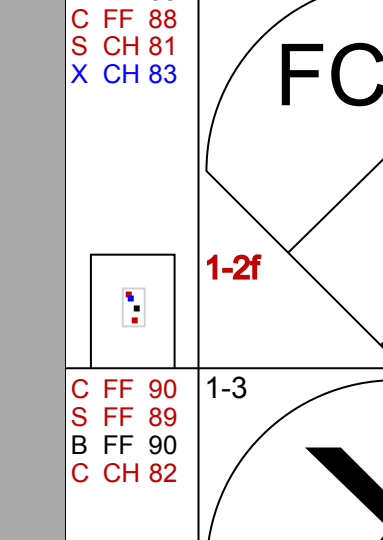
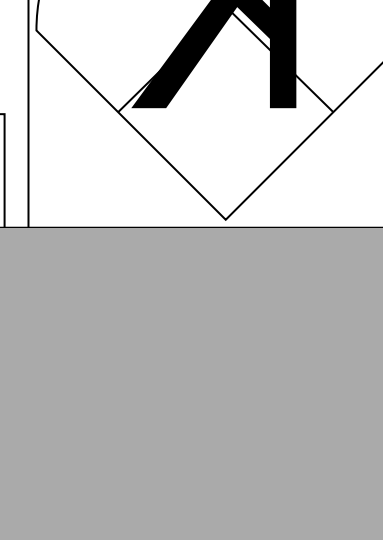

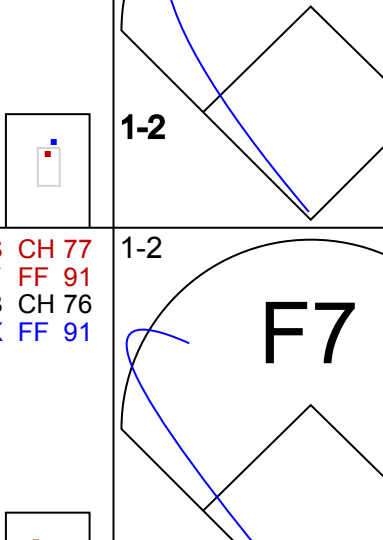
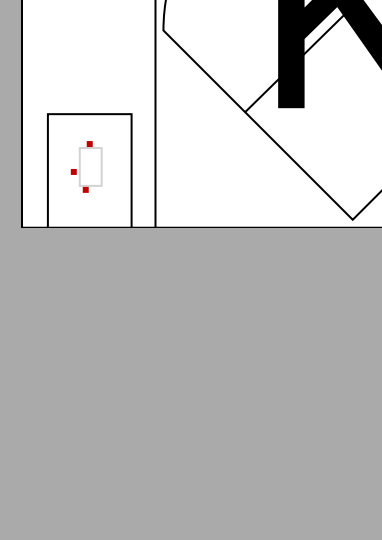
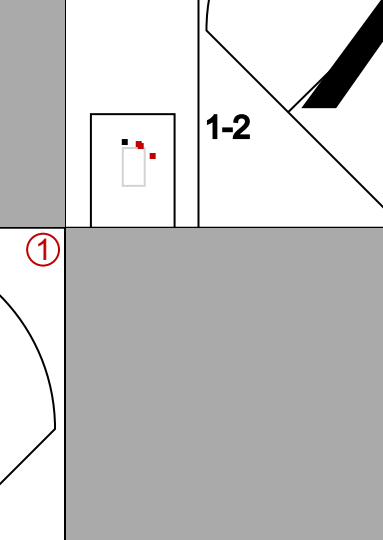
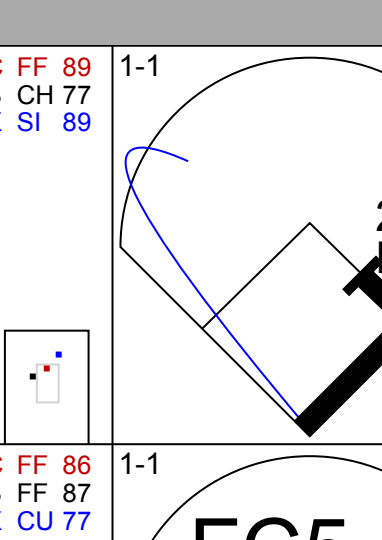
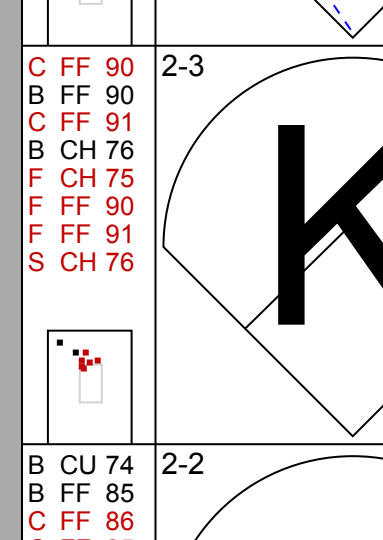
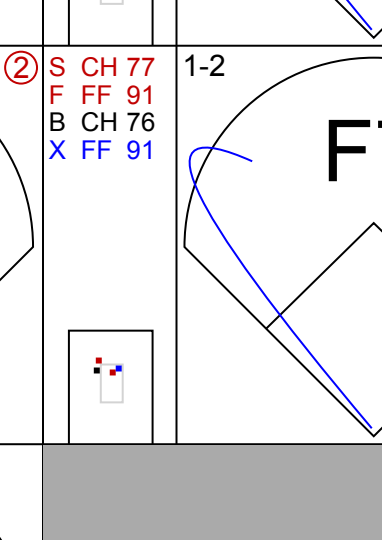

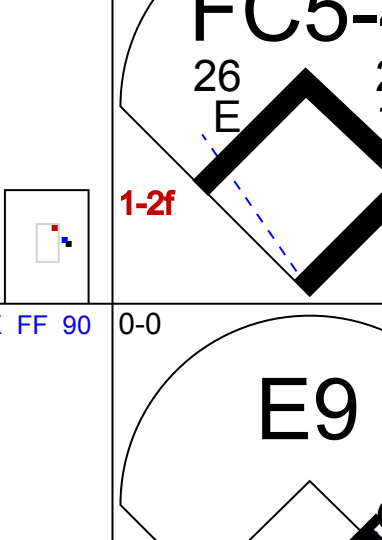
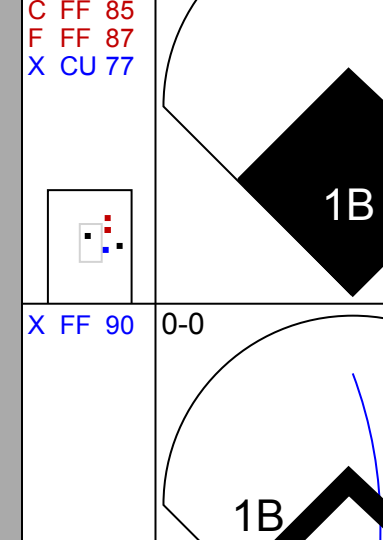
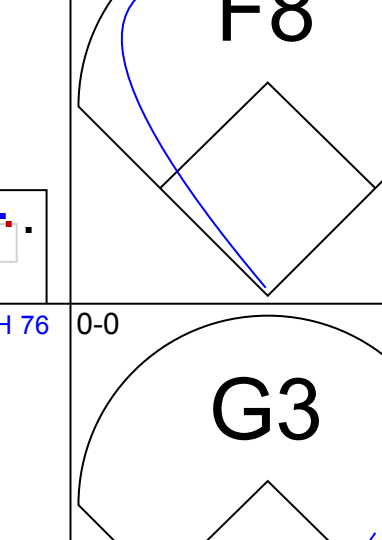
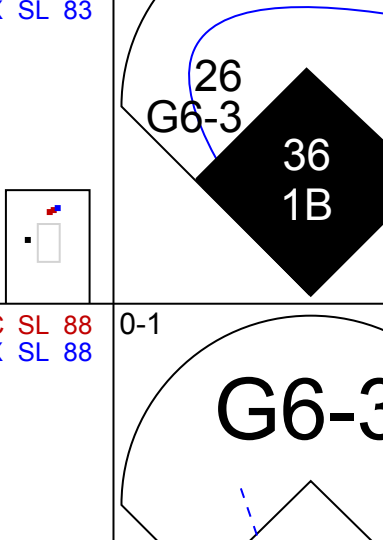
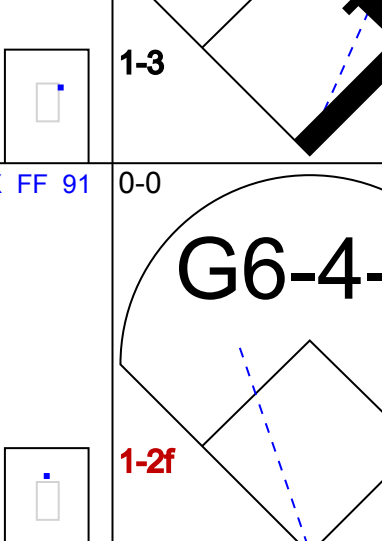
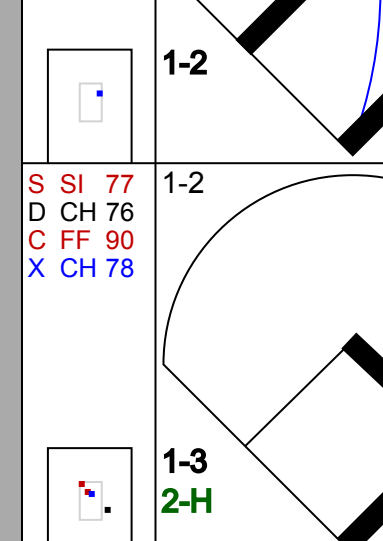
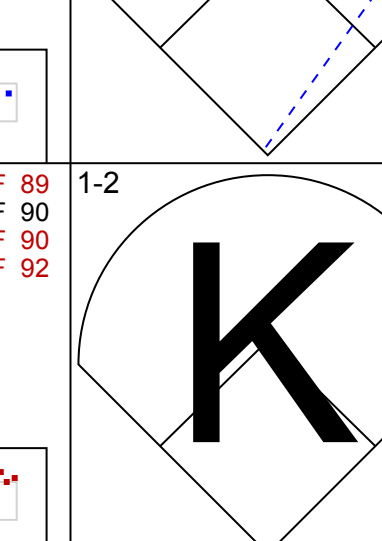
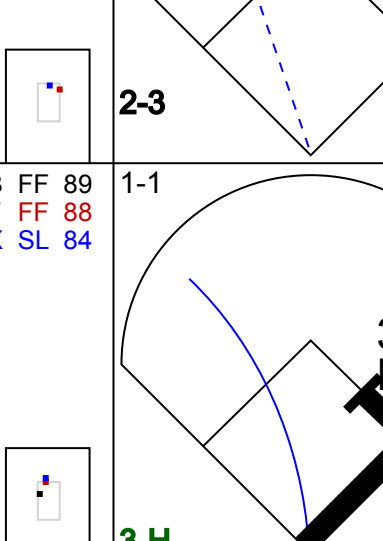

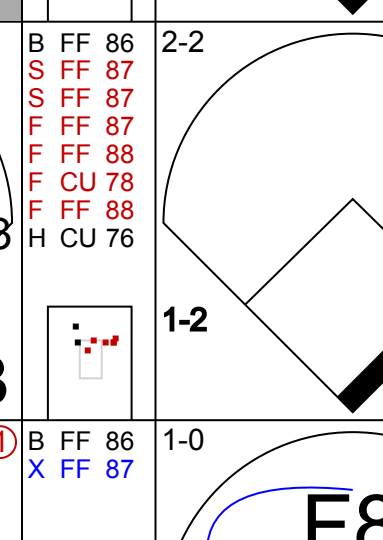

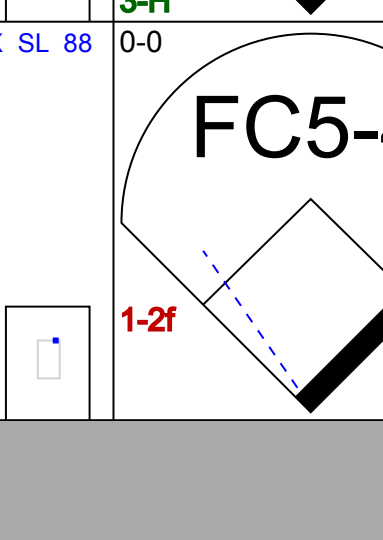
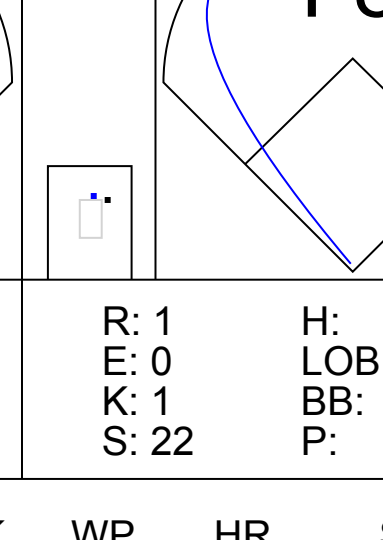
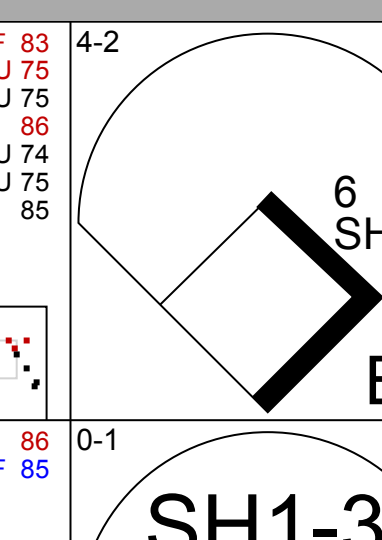

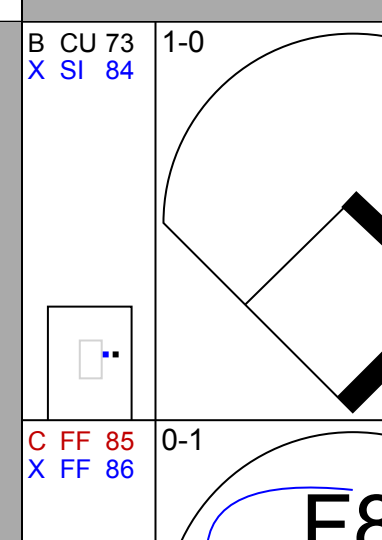
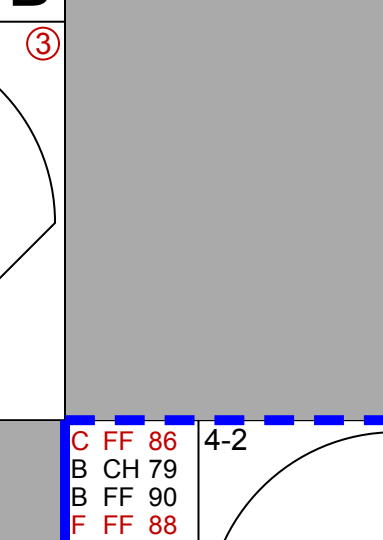
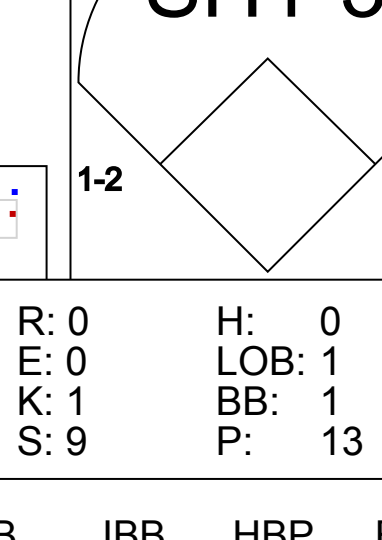
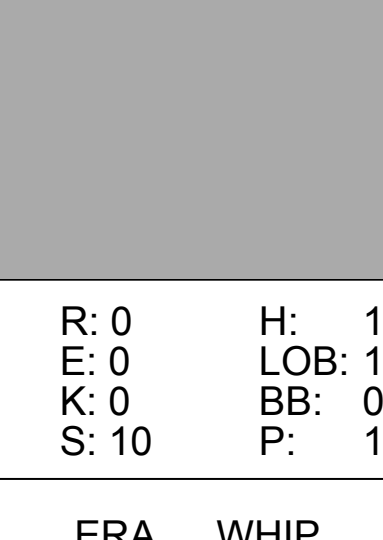
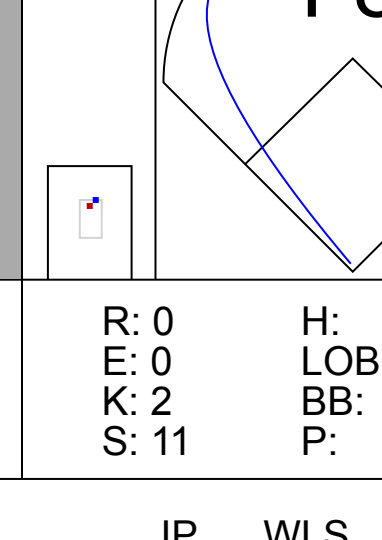
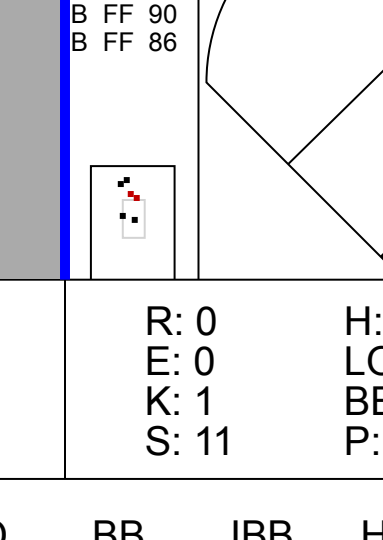


Batter	1	2	3	4	5	6	7	8	9	AB	R	H	RBI	BB	SO	LOB	TOP							
24 Grady Sizemore, L (1,8) OBP: 0.382, SLG: 0.532										4	0	0	0	0	2	1								
11 Jamey Carroll, R (1,4) OBP: 0.343, SLG: 0.332										4	1	1	0	1	1	2								
10 Kelly Shoppach, R (1,2) OBP: 0.350, SLG: 0.534										3	2	1	0	1	2	1								
2 Jhonny Peralta, R (1,6) OBP: 0.320, SLG: 0.506										4	0	0	0	0	3	4								
12 Ben Francisco, R (1,10) OBP: 0.333, SLG: 0.455										4	1	2	2	0	0	0								
17 Shin-Soo Choo, L (1,7) OBP: 0.348, SLG: 0.420										4	1	3	2	0	0	1								
Franklin Gutierrez, R (1,9) OBP: 0.262, SLG: 0.354										4	0	1	1	0	1	3								
26 Andy González, R (1,3) OBP: 0.400, SLG: 0.200										3	0	0	0	1	1	0								
Andy Marte, R (1,5) OBP: 0.229, SLG: 0.280										3	0	0	0	1	0	0								
<b>Inning Stats</b>	R: 0 E: 0 K: 3 S: 16	H: 1 LOB: 1 BB: 0 P: 24	R: 0 E: 0 K: 0 S: 6	H: 1 LOB: 0 BB: 0 P: 9	R: 0 E: 0 K: 2 S: 10	H: 0 LOB: 0 BB: 0 P: 16	R: 3 E: 0 K: 0 S: 11	H: 4 LOB: 1 BB: 0 P: 17	R: 0 E: 0 K: 1 S: 5	H: 0 LOB: 1 BB: 2 P: 15	R: 0 E: 1 K: 2 S: 10	H: 0 LOB: 1 BB: 0 P: 16	R: 0 E: 0 K: 1 S: 6	H: 0 LOB: 0 BB: 0 P: 12	R: 2 E: 0 K: 1 S: 14	H: 2 LOB: 2 BB: 2 P: 29	R: 0 E: 0 K: 0 S: 5	H: 0 LOB: 0 BB: 0 P: 9	1B: 5 2B: 3 HR: 0	SF: 0 2B: 3 3B: 0	SAC: 0 DP: 1 HBP: 1	WP: 0 PB: 0 SB: 0 CS: 1	PA: 38	
<b>PITCHER</b>	IP	WLS	BF	H	R	ER	SO	BB	IBB	HBP	BLK	WP	HR	S	P	ERA	WHIP							
25 David Purcey, L (1,1) ERA: 7.4	6.0	L	24	6	3	3	8	2	0	0	0	0	0	58	97	4.50	1.333							
57 Shawn Camp, R (7,1) ERA: 3.74	1.2		8	1	2	2	2	2	0	0	0	0	0	16	37	10.80	1.800							
39 Jesse Carlson, L (8,1) ERA: 2.11	0.1		2	1	0	0	0	0	0	0	0	0	0	4	4	0.00	3.000							
54 Jason Frasor, R (9,1) ERA: 3.57	1.0		4	0	0	0	0	0	0	1	0	0	0	5	9	0.00	0.000							

Cleveland Indians @ Toronto Blue Jays  
Rogers Centre, Toronto, ON  
Fri Aug 08 2008, 7:07 PM EDT  
Att: 31,627 - Partly Cloudy - 70 F

AB 33  
R 5  
H 8  
RBI 5  
BB 4  
SO 10  
LOB 12



Batter	1	2	3	4	5	6	7	8	9	AB	R	H	RBI	BB	SO	LOB	BOTTOM							
1 Joe Inglett, L (1,4) OBP: 0.343, SLG: 0.408										5	0	0	0	0	1	3								
35 Brad Wilkerson, L (1,9) OBP: 0.322, SLG: 0.319										4	0	1	0	1	1	2								
15 Alex Rios, R (1,8) OBP: 0.330, SLG: 0.422										5	0	0	0	0	3	4								
35 Lyle Overbay, L (1,3) OBP: 0.373, SLG: 0.400										4	0	1	0	0	1	1								
20 Rod Barajas, R (1,2) OBP: 0.309, SLG: 0.437										4	2	2	0	0	0	1								
26 Adam Lind, L (1,7) OBP: 0.347, SLG: 0.526										4	0	2	0	0	0	1								
Matt Stairs, L (1,10) OBP: 0.341, SLG: 0.408										3	0	1	1	0	1	2								
36 Kevin Mench, R (8,PH) OBP: 0.320, SLG: 0.349										1	0	1	1	0	0	0								
33 Scott Rolen, R (1,5) OBP: 0.349, SLG: 0.401										2	0	1	0	1	0	1								
6 John McDonald, R (1,6) OBP: 0.260, SLG: 0.267										2	0	0	0	0	0	4								
Gregg Zaun, S (8,PH) OBP: 0.348, SLG: 0.367										0	0	0	0	1	0	0								
<b>Inning Stats</b>	R: 0 E: 0 K: 1 S: 6	H: 2 LOB: 1 BB: 0 P: 8	R: 0 E: 0 K: 0 S: 6	H: 0 LOB: 0 BB: 0 P: 9	R: 1 E: 0 K: 1 S: 22	H: 3 LOB: 3 BB: 0 P: 30	R: 0 E: 0 K: 0 S: 10	H: 1 LOB: 0 BB: 0 P: 14	R: 0 E: 0 K: 1 S: 6	H: 0 LOB: 0 BB: 0 P: 8	R: 0 E: 0 K: 2 S: 11	H: 1 LOB: 2 BB: 1 P: 17	R: 1 E: 0 K: 0 S: 11	H: 2 LOB: 1 BB: 0 P: 15	R: 0 E: 0 K: 1 S: 11	H: 0 LOB: 1 BB: 1 P: 18	1B: 8 2B: 1 HR: 0	SF: 0 2B: 1 3B: 0	SAC: 1 DP: 1 HBP: 1	WP: 0 PB: 0 SB: 0 CS: 0	PA: 39			
<b>PITCHER</b>	IP	WLS	BF	H	R	ER	SO	BB	IBB	HBP	BLK	WP	HR	S	P	ERA	WHIP							
27 Anthony Reyes, R (1,1) ERA: 3.86	6.1	W	27	7	1	1	4	1	0	0	0	0	0	62	88	1.42	1.263							
53 Rafael Perez, L (7,1) ERA: 2.93	1.2	H	8	2	1	1	2	1	0	0	0	0	0	19	28	5.40	1.800							
50 Jensen Lewis, R (9,1) ERA: 4.17	1.0	S	4	0	0	0	1	1	0	0	0	0	0	11	18	0.00	1.000							

Cleveland Indians @ Toronto Blue Jays  
Rogers Centre, Toronto, ON  
Fri Aug 08 2008, 7:07 PM EDT  
Att: 31,627 - Partly Cloudy - 70 F

AB 34  
R 2  
H 9  
RBI 2  
BB 3  
SO 7  
LOB 19





Batter	1	2	3	4	5	6	7	8	9	AB	R	H	RBI	BB	SO	LOB	TOP										
24 Grady Sizemore, L OBP: 0.378, SLG: 0.526	G6-3		F7		K	FC3-2 20 BB		K		5	0	0	0	0	2	4	<b>Cleveland Indians @ Toronto Blue Jays</b> Rogers Centre, Toronto, ON Sat Aug 09 2008, 1:07 PM EDT Att: 39,623 - Roof Closed - 68 F										
20 David Dellucci, L OBP: 0.312, SLG: 0.426	1B		1B		G6-3	BB		1B		4	0	3	1	1	0	0											
10 Kelly Shoppach, R OBP: 0.347, SLG: 0.524	K		K		K	F9		BB		4	0	0	0	1	3	6											
2 Jhonny Peralta, R OBP: 0.319, SLG: 0.502		K	G5-3			1B	F7	G3-1		5	1	1	0	0	1	4											
17 Shin-Soo Choo, L OBP: 0.345, SLG: 0.414		1B			E8 25 2B	1B	K		K	5	2	1	0	0	2	1											
12 Ben Francisco, R OBP: 0.335, SLG: 0.458	1B				B1		SH1-4	PB 2B	L9	4	0	2	0	0	0	1											
25 Ryan Garko, R OBP: 0.315, SLG: 0.352	F9				F9	1B	BB FC3-2 1B	HBP	G4-3	4	0	2	2	0	0	2											
Andy Marte, R OBP: 0.229, SLG: 0.279	P3				G5-3		FC3-2 20 BB 1B	G6-3		4	1	1	1	0	0	5											
Asdrubal Cabrera, S OBP: 0.300, SLG: 0.286			1B		L7		20 BB FC3-2 BB	G3-1		3	0	1	0	1	0	1											
<b>Inning Stats</b>	R: 0 E: 0 K: 1 S: 8	H: 1 LOB: 0 BB: 0 P: 11	R: 0 E: 0 K: 1 S: 13	H: 2 LOB: 2 BB: 0 P: 21	R: 0 E: 0 K: 1 S: 13	H: 2 LOB: 1 BB: 0 P: 17	R: 1 E: 1 K: 0 S: 13	H: 1 LOB: 1 BB: 0 P: 17	R: 0 E: 0 K: 2 S: 7	H: 0 LOB: 0 BB: 0 P: 13	R: 3 E: 0 K: 0 S: 18	H: 3 LOB: 3 BB: 2 P: 30	R: 0 E: 0 K: 1 S: 14	H: 1 LOB: 2 BB: 0 P: 26	R: 0 E: 0 K: 1 S: 10	H: 0 LOB: 2 BB: 1 P: 16		R: 0 E: 0 K: 1 S: 9	H: 0 LOB: 0 BB: 0 P: 14	1B: 9 2B: 3 3B: 0 HR: 0	SF: 0 SAC: 1 DP: 1 HBP: 1	WP: 0 PB: 1 CS: 1	PA: 43				
<b>PITCHER</b>	IP WLS BF H R ER SO BB IBB HBP BLK WP HR S P ERA WHIP	6.2 L 34 10 4 1 6 2 0 1 0 0 0 83 130 1.35 1.800	1.1 6 1 0 0 1 1 0 0 0 0 0 13 21 0.00 1.500	1.0 3 0 0 0 1 0 0 0 0 0 0 9 14 0.00 0.000											IP WLS BF H R ER SO BB IBB HBP BLK WP HR S P ERA WHIP												
32 Roy Halladay, R ERA: 2.72											6.2	L	34	10	4	1	6	2	0	1	0	0	0	83	130	1.35	1.800
22 Brandon League, R ERA: 2.7											1.1	6	1	0	0	1	1	0	0	0	0	0	0	13	21	0.00	1.500
54 Jason Frasor, R ERA: 3.47											1.0	3	0	0	0	1	0	0	0	0	0	0	9	14	0.00	0.000	

AB 38  
R 4  
H 11  
RBI 4  
BB 3  
SO 8  
LOB 24



Batter	1	2	3	4	5	6	7	8	9	AB	R	H	RBI	BB	SO	LOB	BOTTOM										
1 Joe Inglett, L OBP: 0.350, SLG: 0.429	19 SF8 3B		2B		1B			G4-3		4	1	3	0	0	0	0	<b>Cleveland Indians @ Toronto Blue Jays</b> Rogers Centre, Toronto, ON Sat Aug 09 2008, 1:07 PM EDT Att: 39,623 - Roof Closed - 68 F										
19 Marco Scutaro, R OBP: 0.341, SLG: 0.325	SF8		L4		F9			P3		3	0	0	1	0	0	2											
15 Alex Rios, R OBP: 0.327, SLG: 0.419	P2		P3			G5-3		G4-3		4	0	0	0	0	0	1											
26 Adam Lind, L OBP: 0.339, SLG: 0.513	F8		G4-3			G3		G4-3		4	0	0	0	0	0	1											
35 Lyle Overbay, L OBP: 0.374, SLG: 0.401		G5-3 35 2B 1B		F7		K		1B		4	1	2	0	0	1	0											
Matt Stairs, L OBP: 0.338, SLG: 0.404		G5-3		P6				G1-3		3	0	0	0	0	0	1											
35 Brad Wilkerson, L OBP: 0.323, SLG: 0.324		G4-3		K				F8		3	0	1	1	0	1	0											
Gregg Zaun, S OBP: 0.344, SLG: 0.361		G4-3				F8		G3		3	0	0	0	0	0	1											
6 John McDonald, R OBP: 0.253, SLG: 0.258	F9					G6-3		G6-3		3	0	0	0	0	0	1											
<b>Inning Stats</b>	R: 1 E: 0 K: 0 S: 8	H: 1 LOB: 0 BB: 0 P: 10	R: 1 E: 0 K: 0 S: 8	H: 2 LOB: 1 BB: 0 P: 12	R: 0 E: 0 K: 0 S: 10	H: 1 LOB: 1 BB: 0 P: 12	R: 0 E: 0 K: 1 S: 6	H: 0 LOB: 0 BB: 0 P: 9	R: 0 E: 0 K: 0 S: 6	H: 1 LOB: 1 BB: 0 P: 8	R: 0 E: 0 K: 1 S: 9	H: 0 LOB: 0 BB: 0 P: 15	R: 0 E: 0 K: 0 S: 7	H: 0 LOB: 0 BB: 0 P: 10	R: 0 E: 0 K: 0 S: 4	H: 0 LOB: 0 BB: 0 P: 4		R: 0 E: 0 K: 0 S: 10	H: 1 LOB: 1 BB: 0 P: 14	1B: 3 2B: 2 3B: 1 HR: 0	SF: 1 SAC: 0 DP: 0 HBP: 0	WP: 0 PB: 0 CS: 0	PA: 32				
<b>PITCHER</b>	IP WLS BF H R ER SO BB IBB HBP BLK WP HR S P ERA WHIP	9.0 W 32 6 2 2 2 0 0 0 0 0 0 68 94 2.00 0.667											IP WLS BF H R ER SO BB IBB HBP BLK WP HR S P ERA WHIP														
Paul Byrd, R ERA: 4.53											9.0	W	32	6	2	2	2	0	0	0	0	0	0	68	94	2.00	0.667

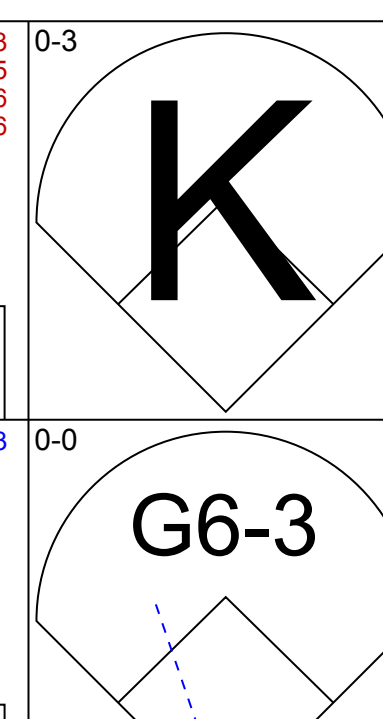
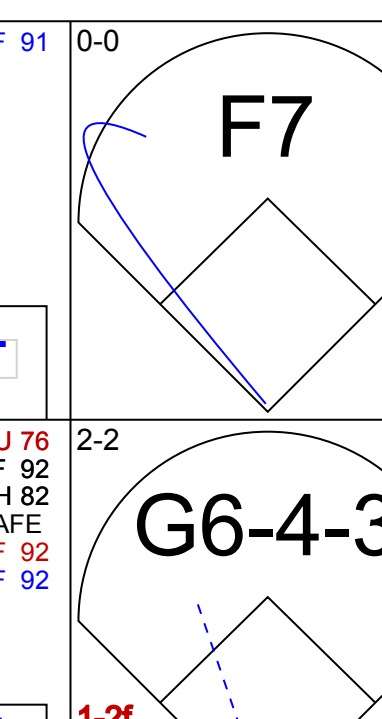
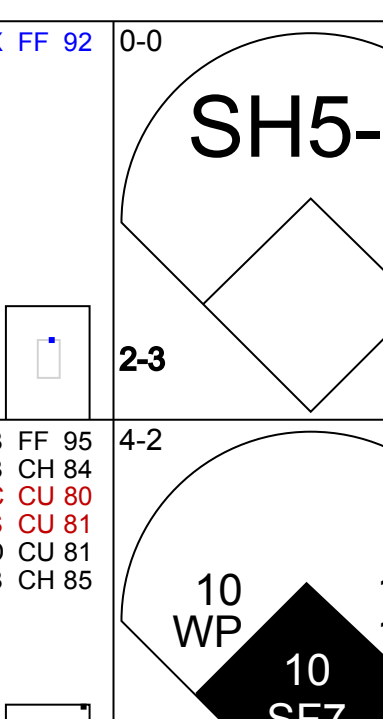
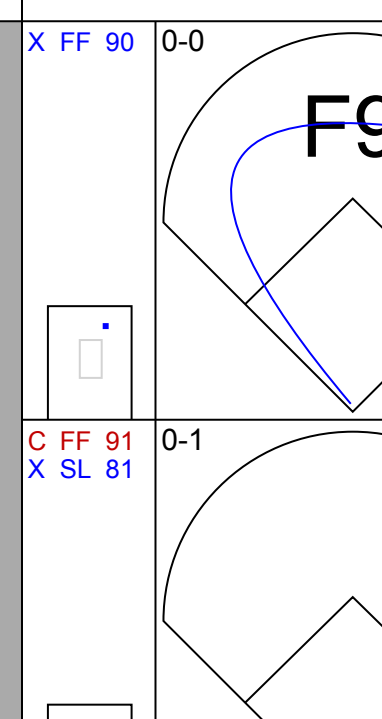
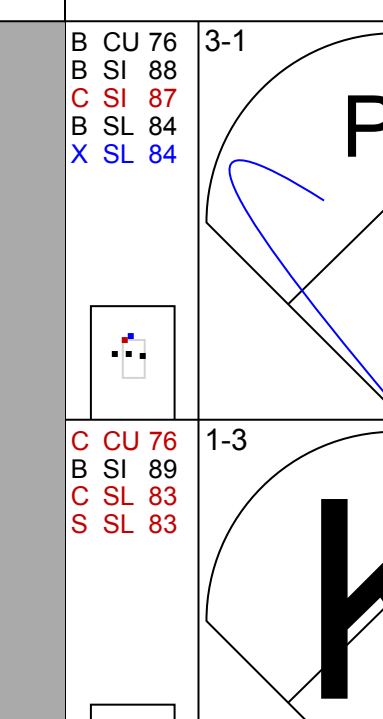

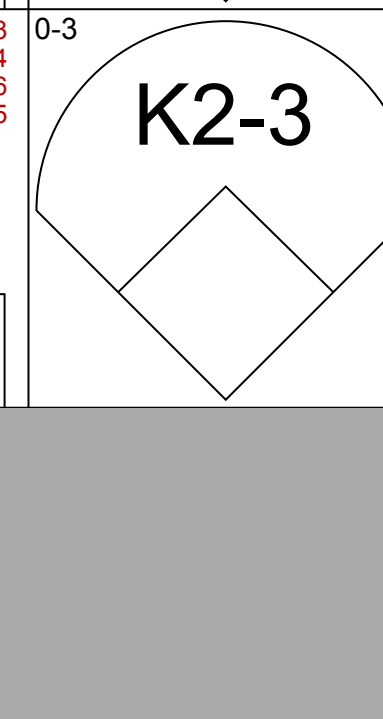

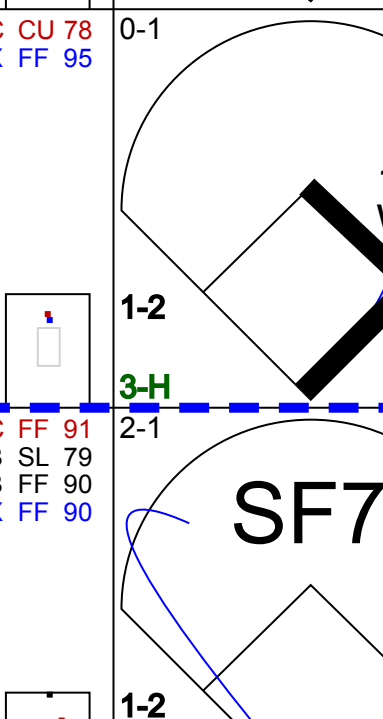
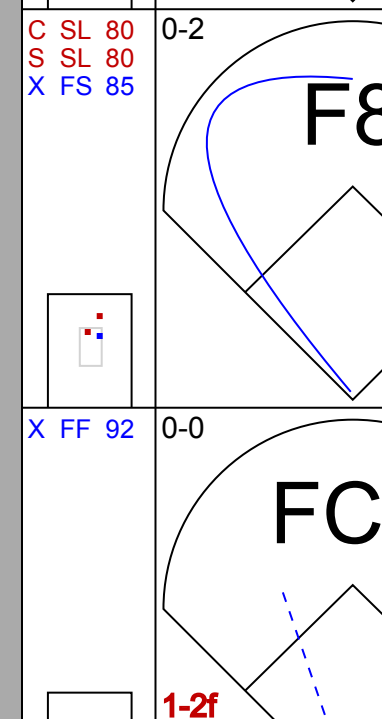


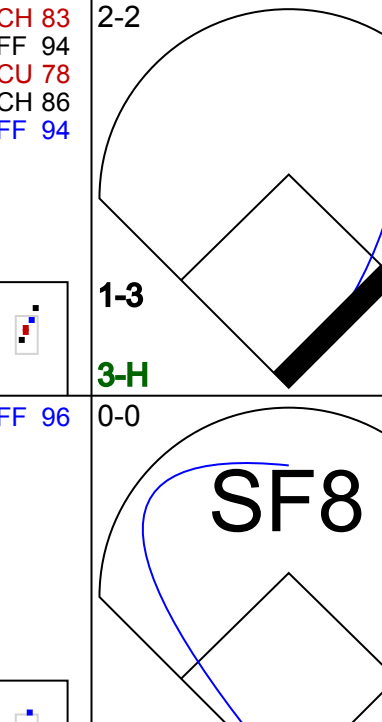
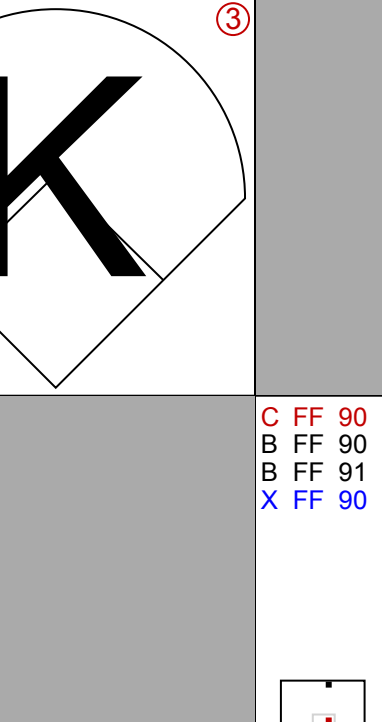

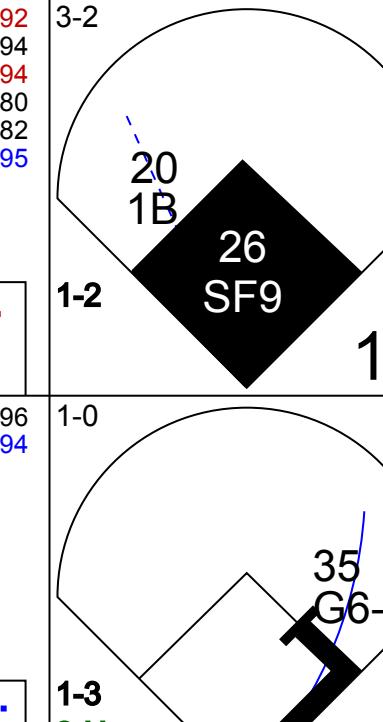
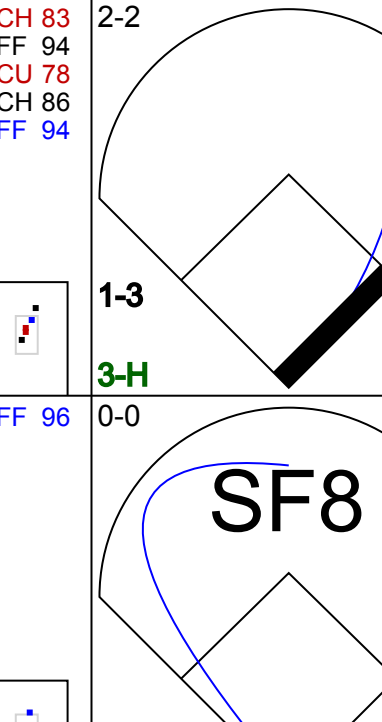
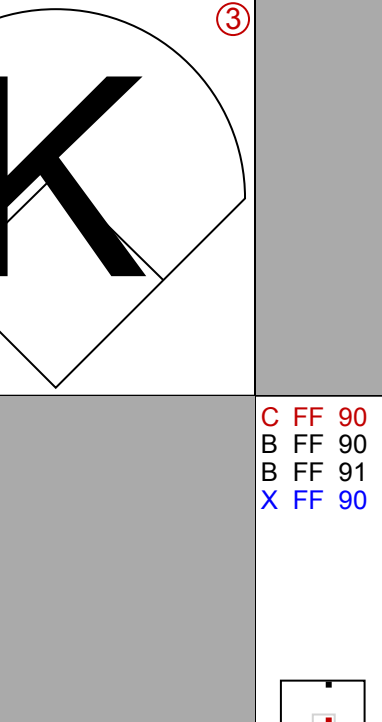

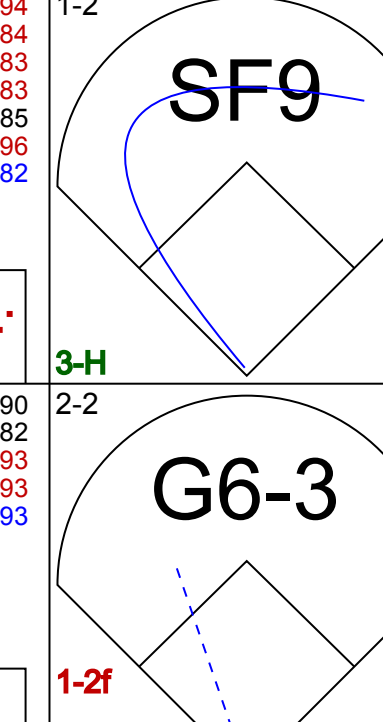
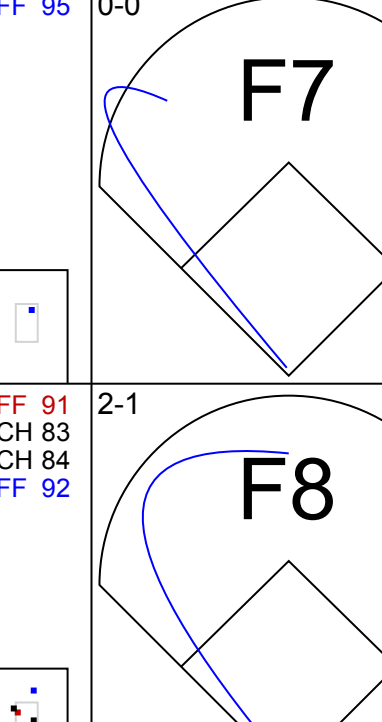
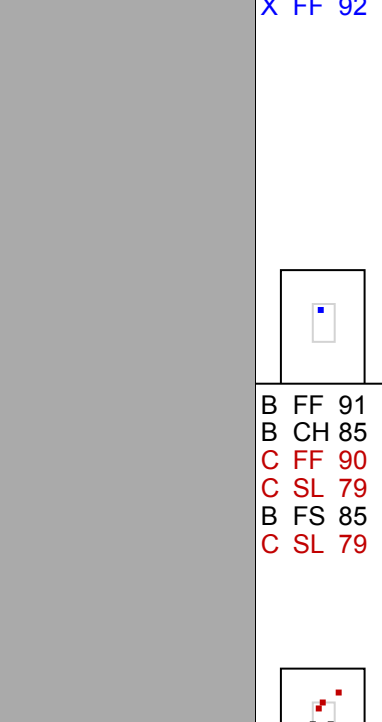
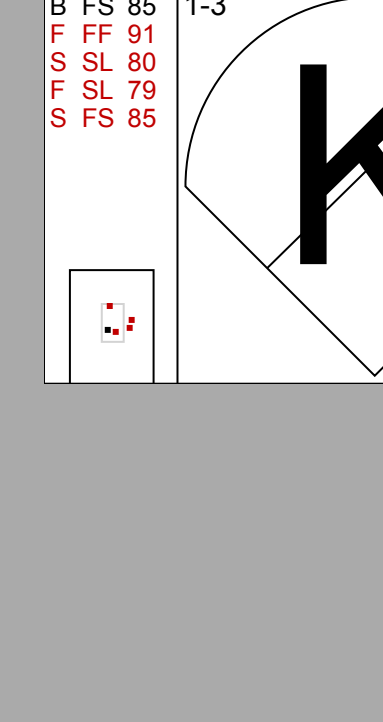
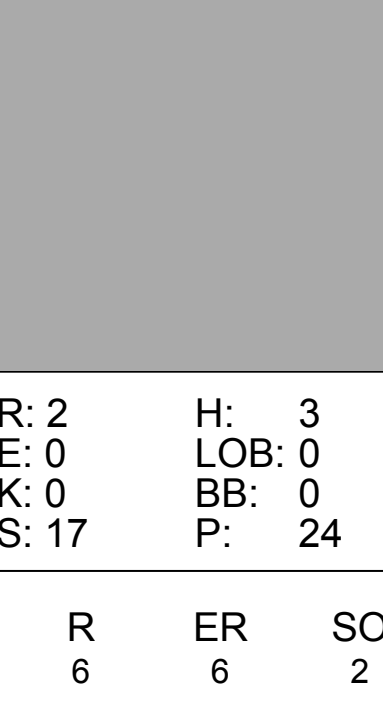
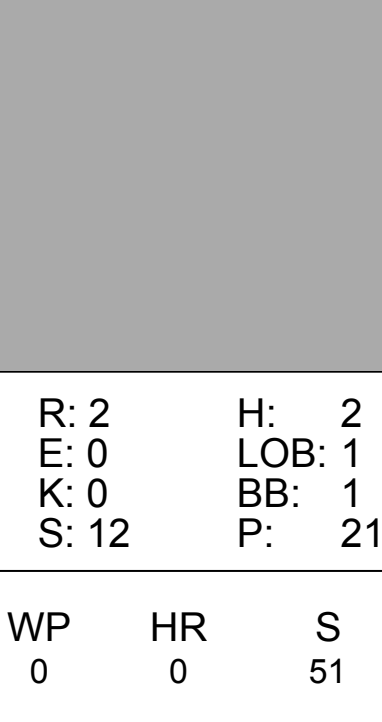
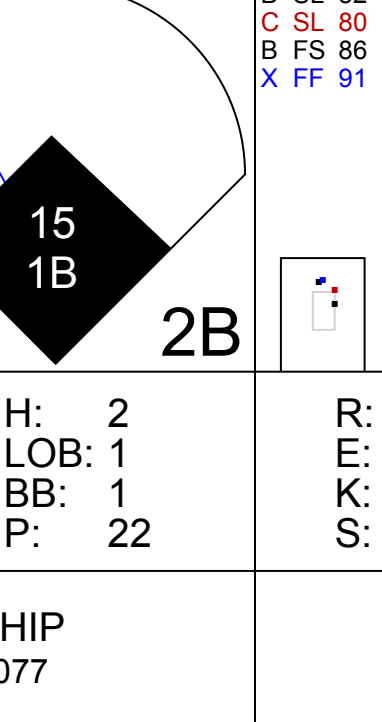
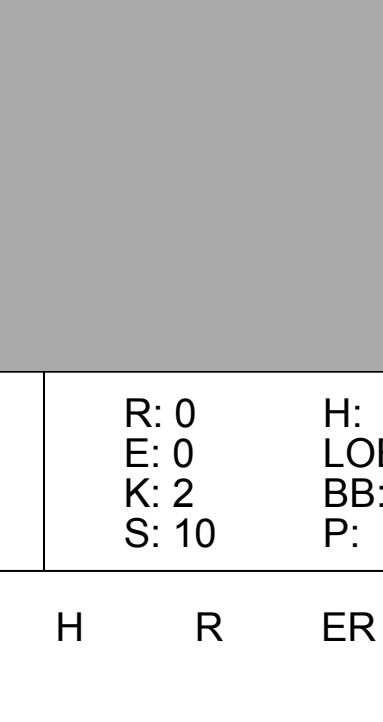
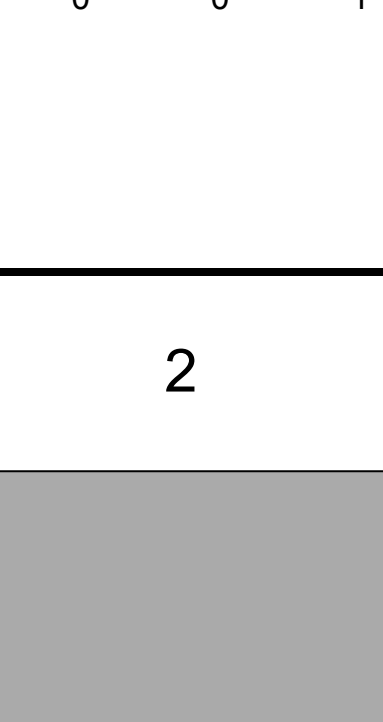
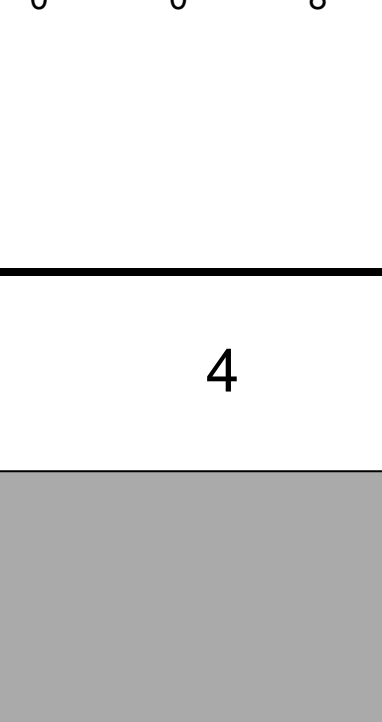
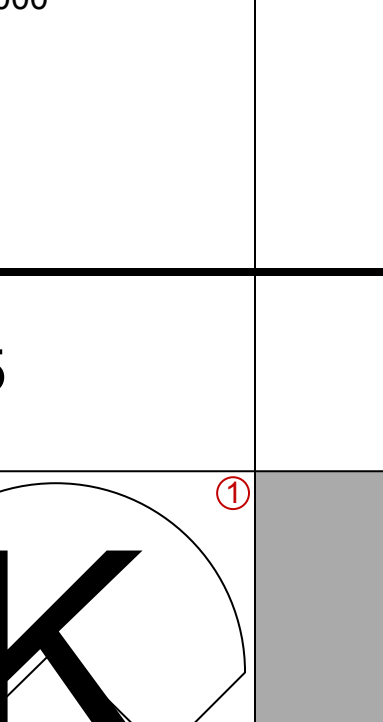
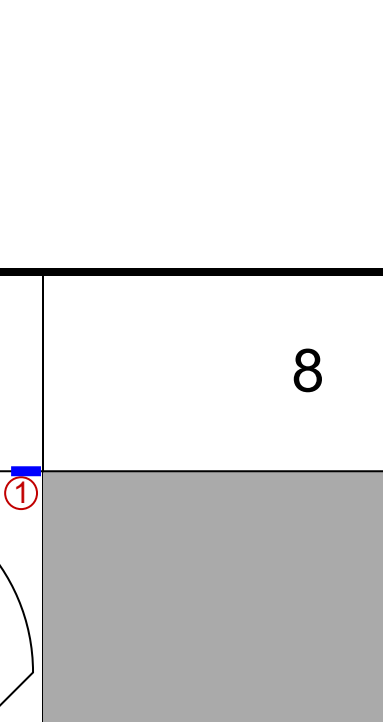


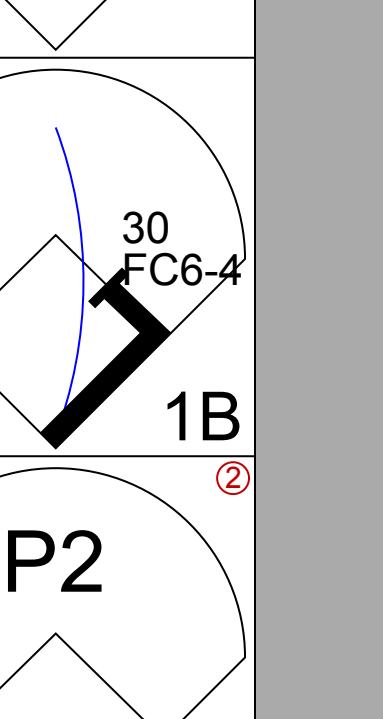
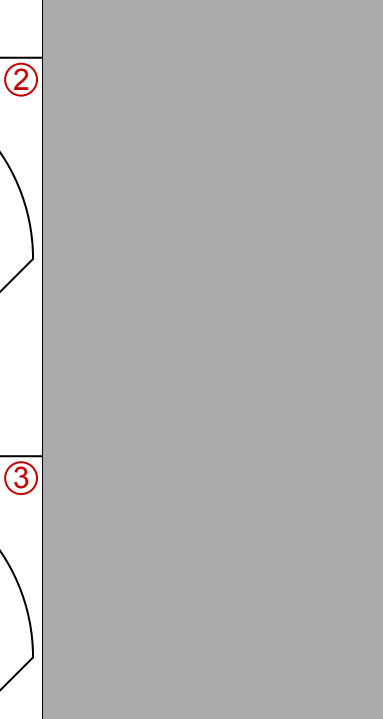
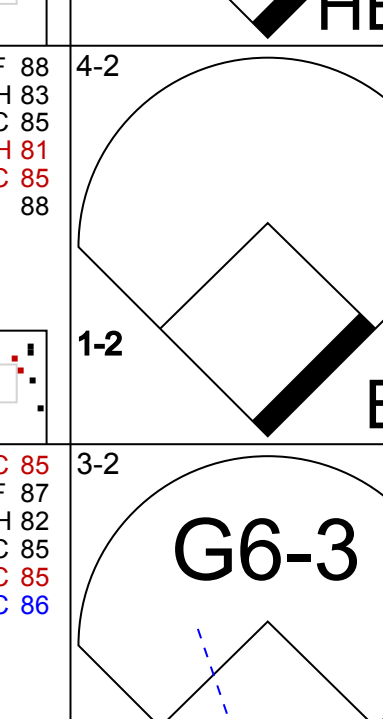
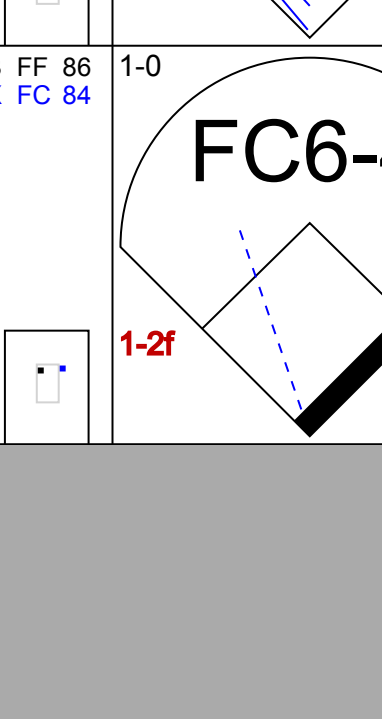

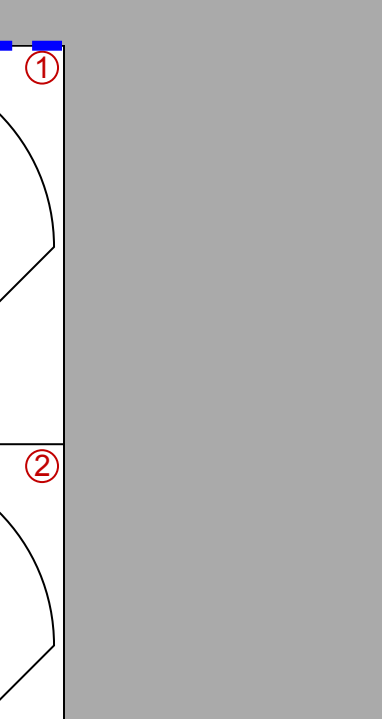
AB 31  
R 2  
H 6  
RBI 2  
BB 0  
SO 2  
LOB 7

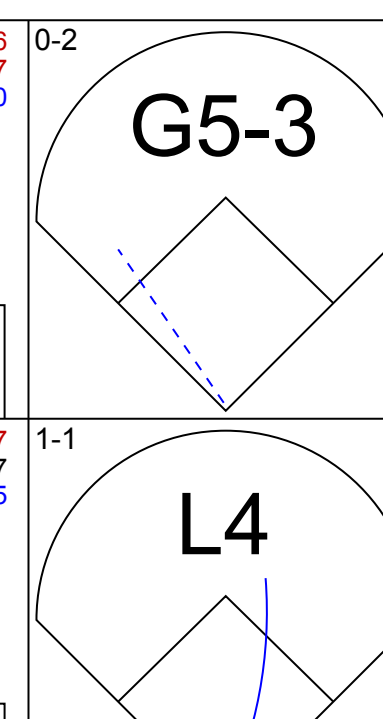
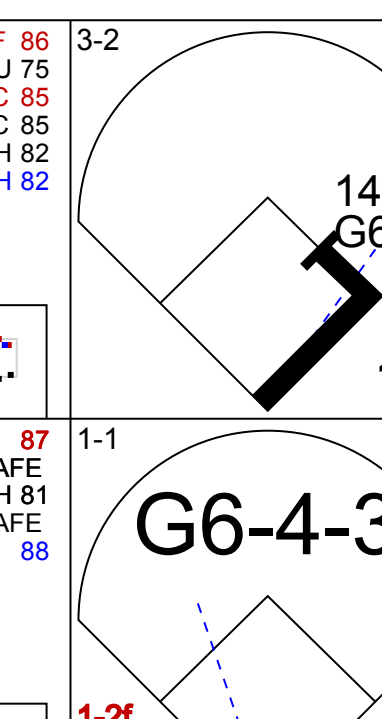
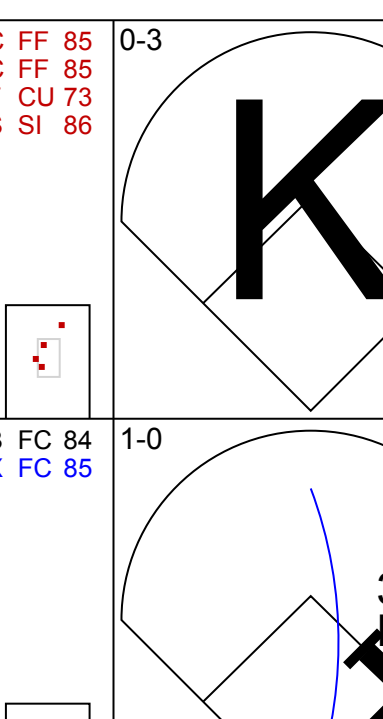
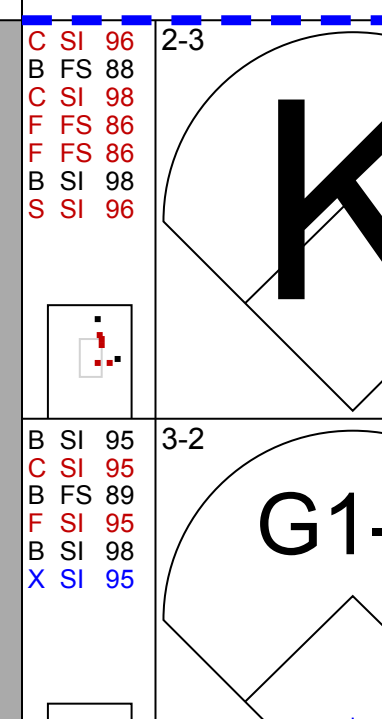
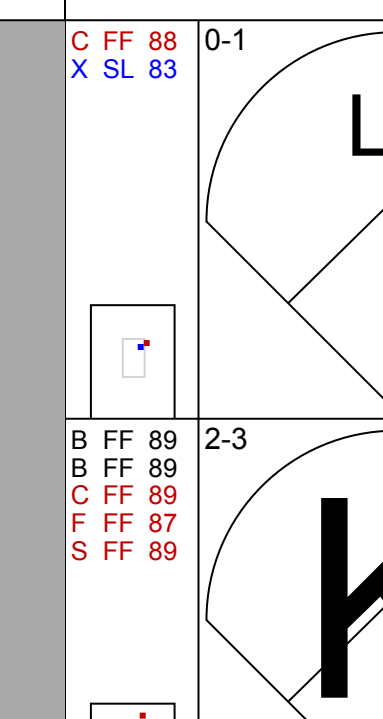

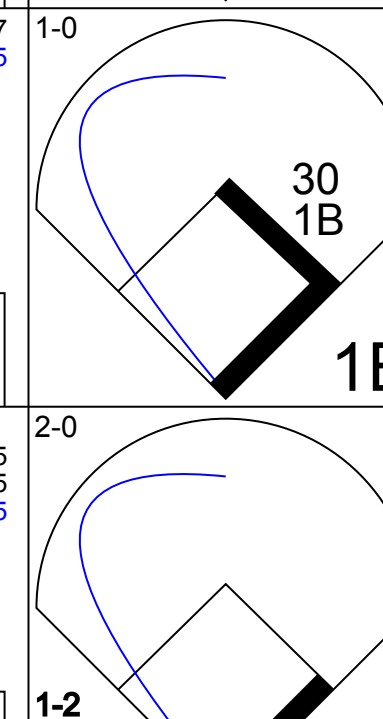
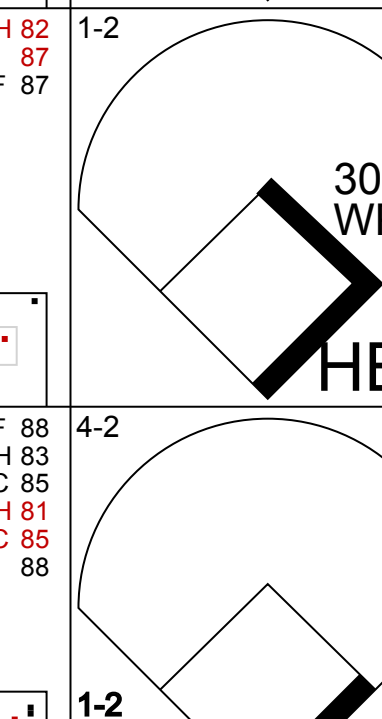
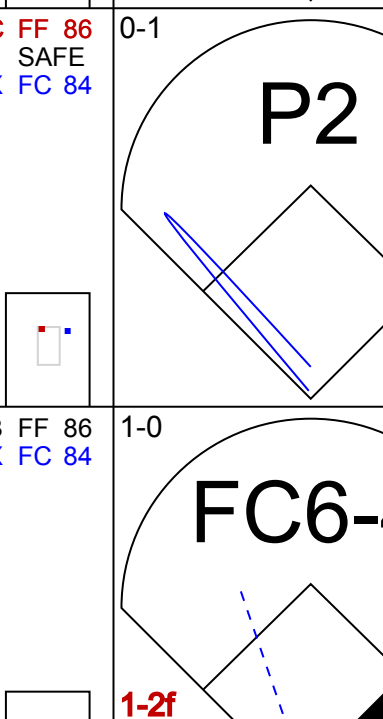
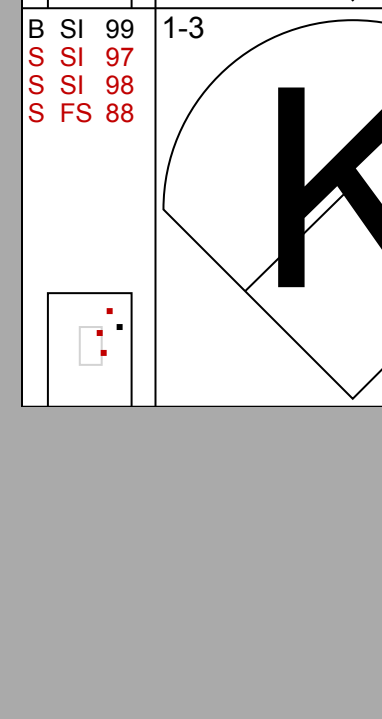
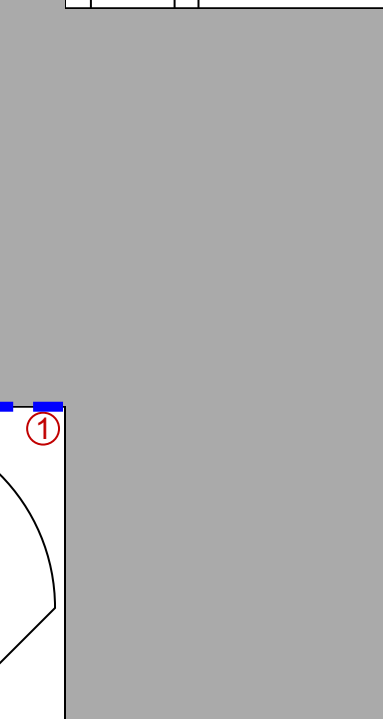
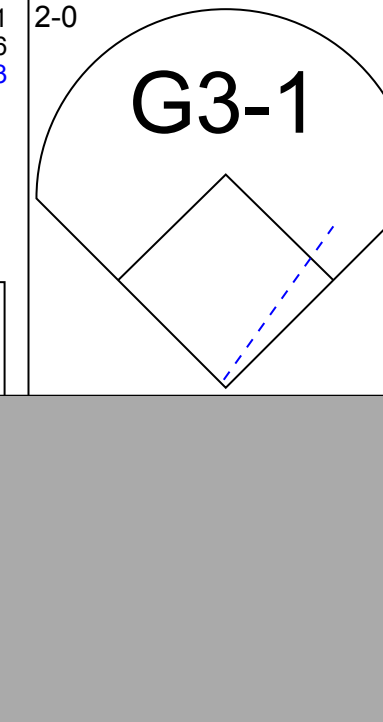
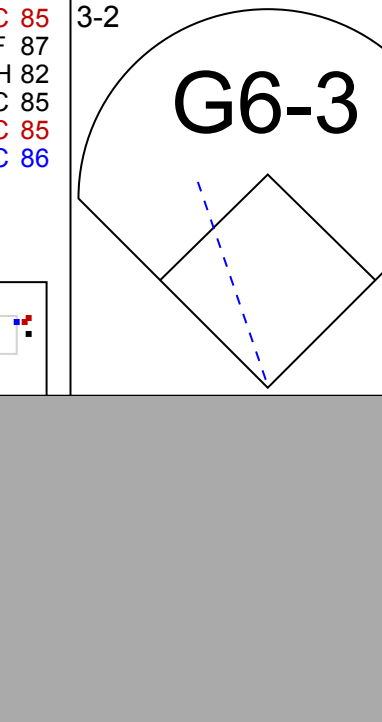






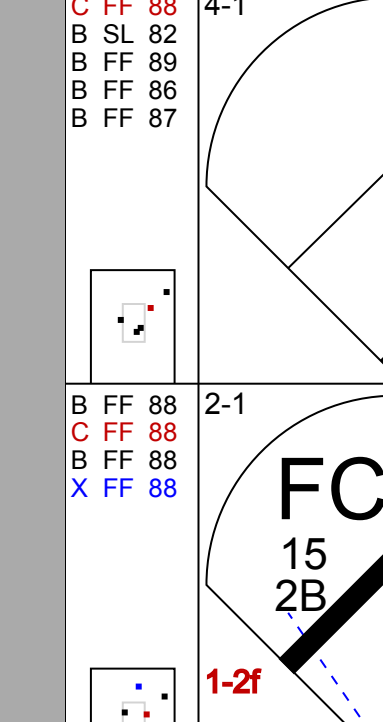
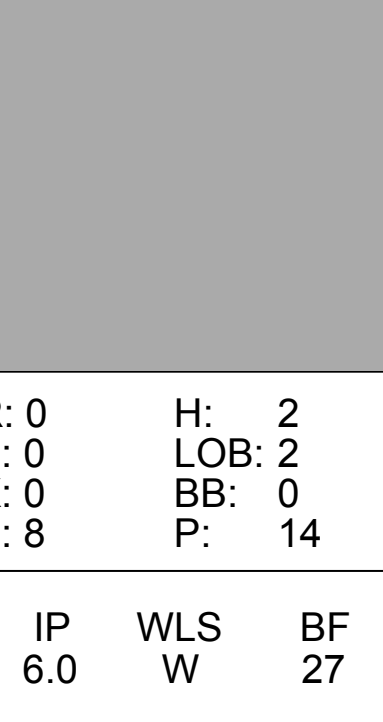
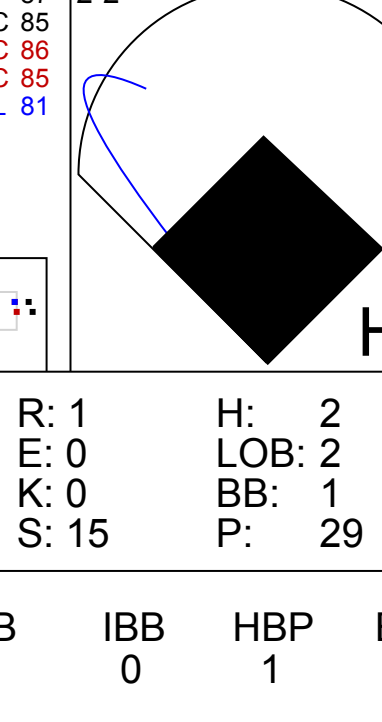
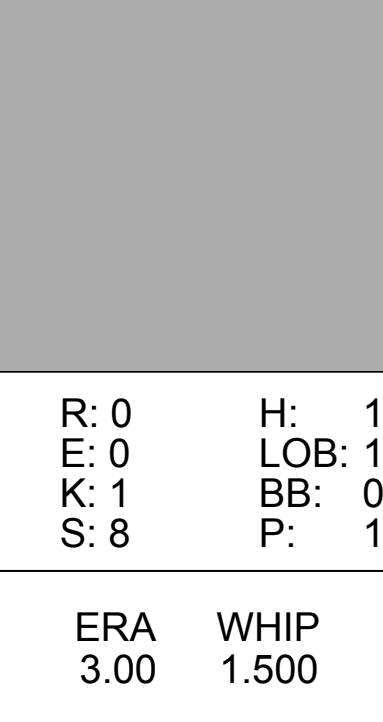
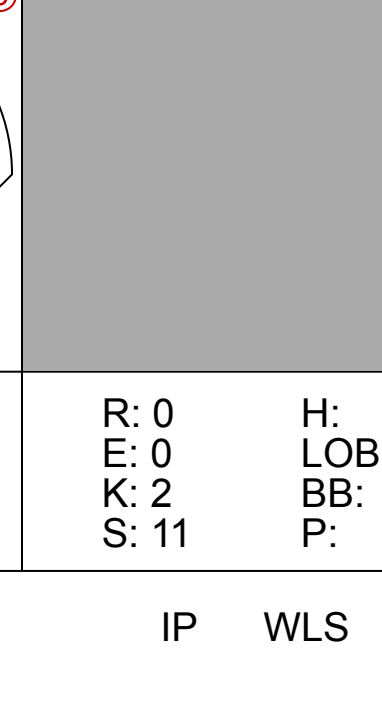
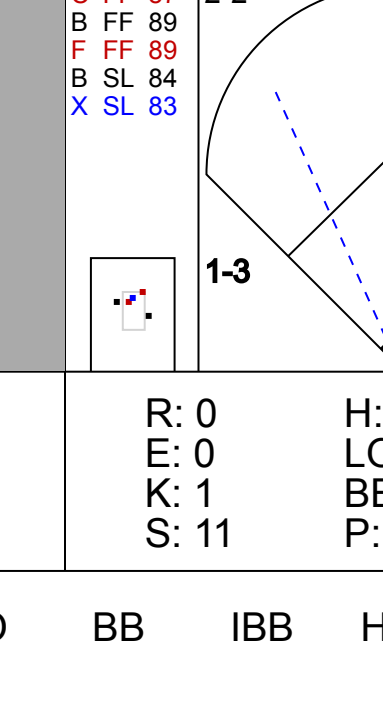
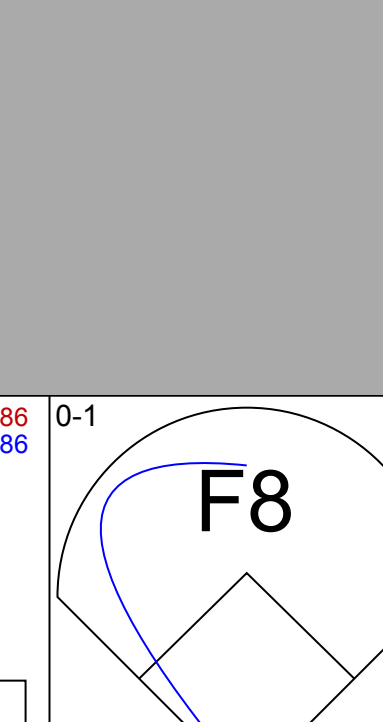
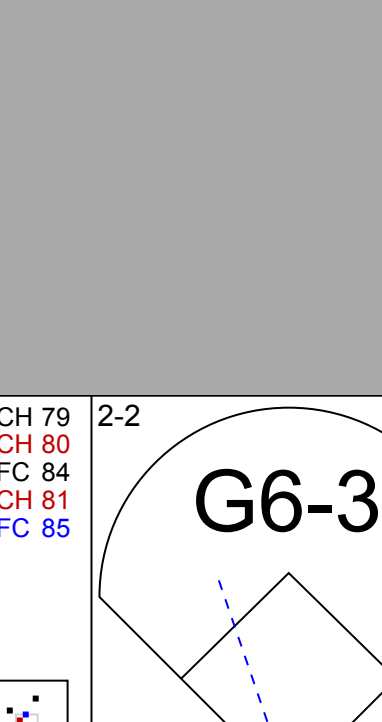
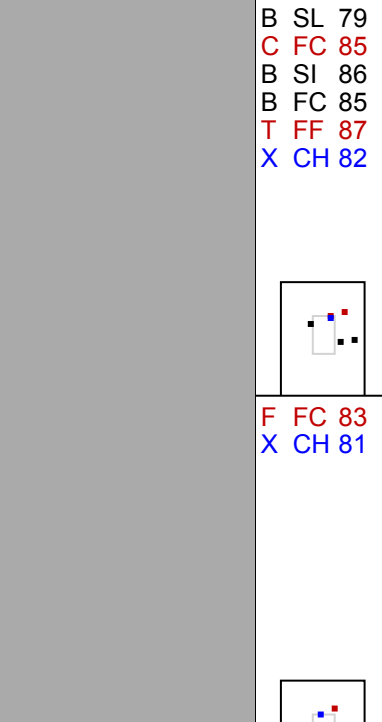
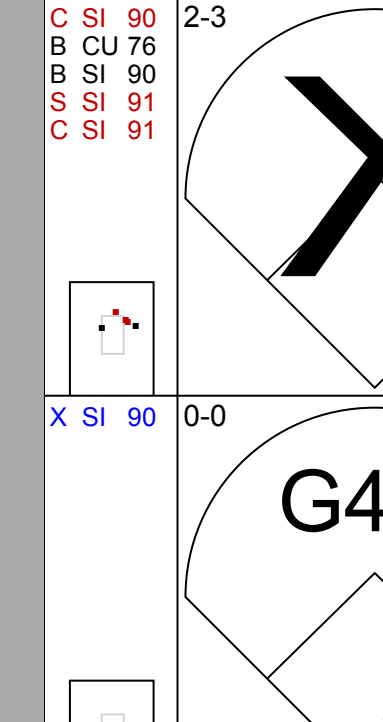
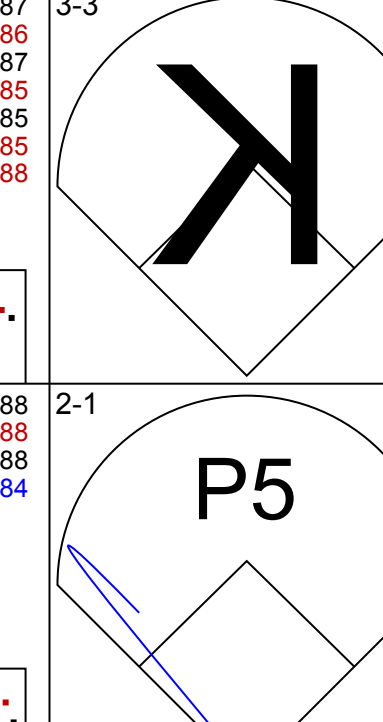
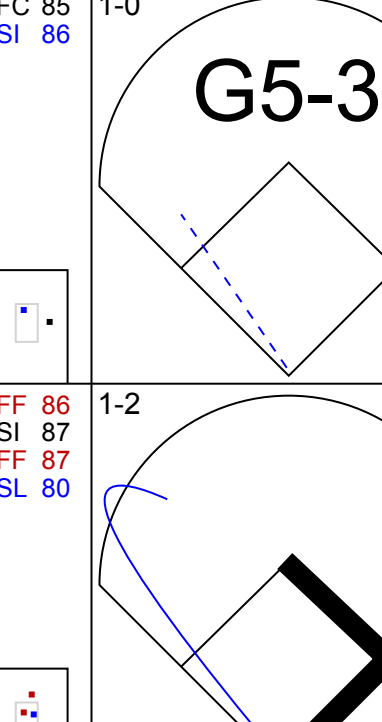
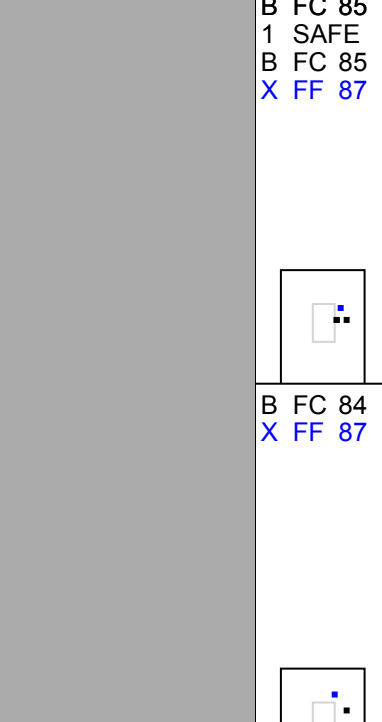

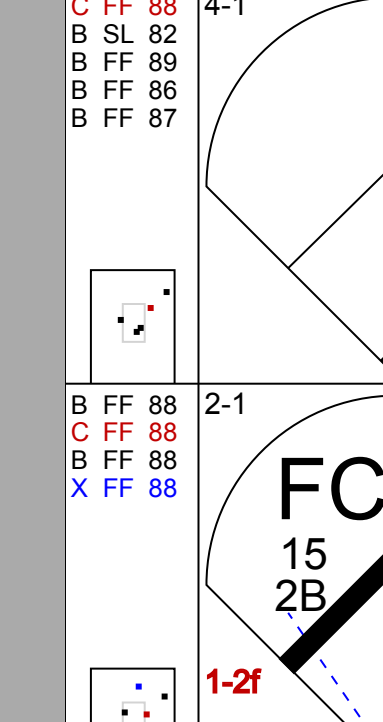

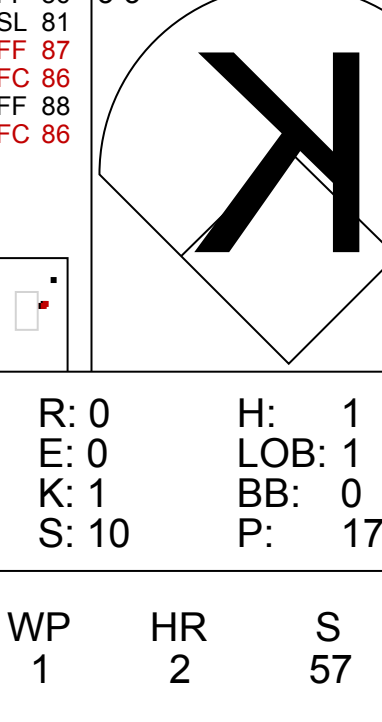
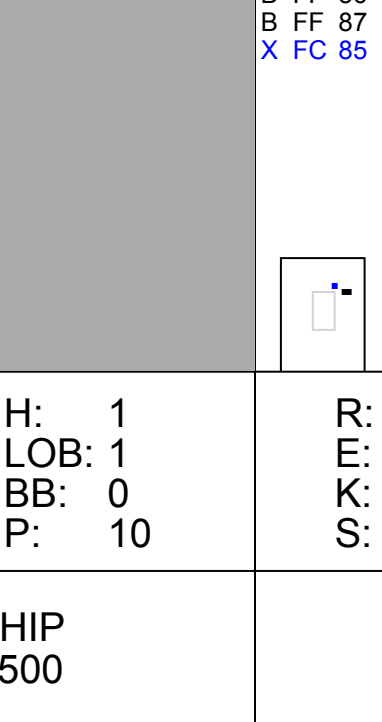

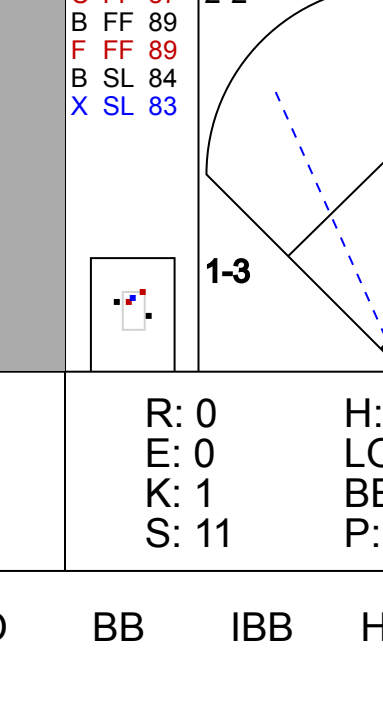









Batter	1	2	3	4	5	6	7	8	9	AB	R	H	RBI	BB	SO	LOB	TOP					
24 Grady Sizemore, L OBP: 0.378, SLG: 0.525										5	1	2	1	0	1	5	<b>Cleveland Indians @ Toronto Blue Jays</b> Rogers Centre, Toronto, ON Sun Aug 10 2008, 1:07 PM EDT Att: 36,447 - Roof Closed - 68 F					
20 David Dellucci, L OBP: 0.315, SLG: 0.430 12 Ben Francisco, R OBP: 0.333, SLG: 0.455										2	1	1	1	0	0	1		2				
10 Kelly Shoppach, R OBP: 0.340, SLG: 0.513										5	0	0	0	0	4	3						
2 Jhonny Peralta, R OBP: 0.317, SLG: 0.499										5	0	1	1	0	1	0						
17 Shin-Soo Choo, L OBP: 0.353, SLG: 0.438										4	1	3	0	0	1	0						
25 Ryan Garko, R OBP: 0.317, SLG: 0.354										4	1	2	1	0	1	3						
Franklin Gutierrez, R OBP: 0.262, SLG: 0.350										3	0	0	0	1	0	4						
Andy Marte, R OBP: 0.236, SLG: 0.285										4	0	2	0	0	1	2						
Asdrubal Cabrera, S OBP: 0.307, SLG: 0.291										3	0	2	0	0	0	2						
<b>Inning Stats</b>	R: 2 E: 0 K: 1 S: 11	H: 4 LOB: 2 BB: 0 P: 16	R: 0 E: 1 K: 1 S: 15	H: 1 LOB: 1 BB: 0 P: 22	R: 1 E: 0 K: 1 S: 13	H: 2 LOB: 0 BB: 0 P: 20	R: 0 E: 0 K: 1 S: 9	H: 1 LOB: 2 BB: 0 P: 13	R: 0 E: 0 K: 0 S: 13	H: 1 LOB: 1 BB: 0 P: 22	R: 0 E: 0 K: 0 S: 8	H: 2 LOB: 1 BB: 0 P: 12	R: 0 E: 0 K: 2 S: 7	H: 0 LOB: 0 BB: 0 P: 9	R: 1 E: 0 K: 1 S: 10	H: 2 LOB: 2 BB: 1 P: 20		R: 0 E: 0 K: 2 S: 13	H: 0 LOB: 0 BB: 0 P: 14	1B: 9 2B: 4 3B: 0 HR: 0	SF: 0 SAC: 0 DP: 2 HBP: 2	WP: 0 PB: 0 SB: 1 CS: 0
<b>PITCHER</b>	IP WLS BF H R ER SO BB IBB HBP BLK WP HR S P ERA WHIP																					
48 Scott Richmond, R ERA: 5.06	5.0 L 25 9 3 3 5 0 0 2 0 0 0 61 93 5.40 1.800																					
31 John Parrish, L ERA: 4.05	3.0 12 4 1 1 3 1 0 0 0 0 0 25 41 3.00 1.667																					
57 Shawn Camp, R ERA: 3.63	1.0 3 0 0 0 2 0 0 0 0 0 0 13 14 0.00 0.000																					
Batter	1	2	3	4	5	6	7	8	9	AB	R	H	RBI	BB	SO	LOB	BOTTOM					
19 Marco Scutaro, R OBP: 0.342, SLG: 0.327										4	0	2	0	0	0	1	<b>Cleveland Indians @ Toronto Blue Jays</b> Rogers Centre, Toronto, ON Sun Aug 10 2008, 1:07 PM EDT Att: 36,447 - Roof Closed - 68 F					
David Eckstein, R OBP: 0.347, SLG: 0.348										4	0	0	0	0	3							
15 Alex Rios, R OBP: 0.329, SLG: 0.421										4	0	2	0	0	2							
10 Vernon Wells, R OBP: 0.324, SLG: 0.442										4	0	0	0	0	3							
26 Adam Lind, L OBP: 0.331, SLG: 0.500										4	0	0	0	0	1	0						
20 Rod Barajas, R OBP: 0.304, SLG: 0.430										4	0	0	0	0	2	0						
35 Lyle Overbay, L OBP: 0.375, SLG: 0.402										4	0	2	0	0	1	0						
35 Brad Wilkerson, L OBP: 0.319, SLG: 0.320										3	0	0	0	0	2							
6 John McDonald, R OBP: 0.265, SLG: 0.272										3	0	2	0	0	0	0						
<b>Inning Stats</b>	R: 0 E: 0 K: 0 S: 8	H: 1 LOB: 1 BB: 0 P: 9	R: 0 E: 0 K: 0 S: 11	H: 1 LOB: 0 BB: 0 P: 12	R: 0 E: 0 K: 0 S: 16	H: 2 LOB: 0 BB: 0 P: 19	R: 0 E: 0 K: 0 S: 12	H: 1 LOB: 1 BB: 0 P: 16	R: 0 E: 0 K: 1 S: 10	H: 2 LOB: 1 BB: 0 P: 12	R: 0 E: 0 K: 0 S: 8	H: 0 LOB: 0 BB: 0 P: 8	R: 0 E: 0 K: 0 S: 11	H: 1 LOB: 0 BB: 0 P: 16	R: 0 E: 0 K: 0 S: 7	H: 0 LOB: 0 BB: 0 P: 12		R: 0 E: 0 K: 3 S: 9	H: 0 LOB: 0 BB: 0 P: 11	1B: 7 2B: 1 3B: 0 HR: 0	SF: 0 SAC: 0 DP: 1 HBP: 0	WP: 0 PB: 0 SB: 0 CS: 0
<b>PITCHER</b>	IP WLS BF H R ER SO BB IBB HBP BLK WP HR S P ERA WHIP																					
31 Cliff Lee, L ERA: 2.45	8.0 W 31 8 0 0 3 0 0 0 0 0 0 83 104 0.00 1.000																					
53 Rafael Perez, L ERA: 2.88	1.0 3 0 0 0 3 0 0 0 0 0 0 9 11 0.00 0.000																					



Batter	1	2	3	4	5	6	7	8	9	AB R H RBI BB SO LOB	TOP											
1 Joe Inglett, L (1,4) OBP: 0.344, SLG: 0.421										4 0 0 0 0 1 2	<p><b>Toronto Blue Jays @ Detroit Tigers</b> Comerica Park, Detroit, MI Mon Aug 11 2008, 7:05 PM EDT Att: 39,718 - Partly Cloudy - 76 F</p> <p>livebaseballscorecards.com</p> <p>AB 32 R 7 H 10 RBI 7 BB 2 SO 7 LOB 11</p> 											
19 Marco Scutaro, R (1,5) OBP: 0.343, SLG: 0.326										4 1 1 0 1 1 2												
15 Alex Rios, R (1,9) OBP: 0.330, SLG: 0.421										3 1 1 1 1 1 1												
10 Vernon Wells, R (1,8) OBP: 0.326, SLG: 0.444										3 2 2 1 0 0 1												
Matt Stairs, L (1,10) OBP: 0.304, SLG: 0.405										4 1 2 1 0 1 1												
20 Rod Barajas, R (1,2) OBP: 0.307, SLG: 0.444										3 1 2 3 0 1 0												
26 Adam Lind, L (1,7) OBP: 0.324, SLG: 0.491										3 0 0 1 0 1 1												
35 Lyle Overbay, L (1,3) OBP: 0.374, SLG: 0.401										4 0 1 0 0 1 2												
6 John McDonald, R (1,6) OBP: 0.264, SLG: 0.281										4 1 1 0 0 0 1												
<b>Inning Stats</b>	R: 0 E: 0 K: 2 S: 9	H: 0 LOB: 0 BB: 0 P: 9	R: 2 E: 0 K: 0 S: 17	H: 3 LOB: 0 BB: 24 P: 24	R: 0 E: 1 K: 0 S: 5	H: 0 LOB: 0 BB: 9 P: 9	R: 2 E: 0 K: 0 S: 12	H: 2 LOB: 1 BB: 21 P: 21	R: 2 E: 0 K: 1 S: 13	H: 2 LOB: 1 BB: 1 P: 22		R: 1 E: 0 K: 1 S: 8	H: 1 LOB: 0 BB: 15 P: 15	R: 0 E: 0 K: 2 S: 10	H: 0 LOB: 0 BB: 7 P: 16	R: 0 E: 0 K: 2 S: 10	H: 0 LOB: 0 BB: 16 P: 16	R: 0 E: 0 K: 1 S: 8	H: 1 LOB: 1 BB: 0 P: 14	1B: 8 2B: 1 3B: 0 HR: 1	SF: 3 SAC: 1 DP: 2 HBP: 0	WP: 1 PB: 0 SB: 0 CS: 0
<b>PITCHER</b>	IP WLS BF H R ER SO BB IBB HBP BLK WP HR S P ERA WHIP											IP WLS BF H R ER SO BB IBB HBP BLK WP HR S P ERA WHIP										
35 Justin Verlander, R (1,1) ERA: 4.77	4.1 L 21 7 6 6 2 2 0 0 0 0 0 0 51 78 12.46 2.077																					
Aquilino Lopez, R (5,1) ERA: 3.1	3.2 13 2 1 1 4 0 0 0 0 0 1 1 30 45 2.46 0.545																					
49 Casey Fossum, L (9,1) ERA: 5.09	1.0 4 1 0 0 1 0 0 0 0 0 0 0 8 14 0.00 1.000																					

Batter	1	2	3	4	5	6	7	8	9	AB R H RBI BB SO LOB	BOTTOM											
28 Curtis Granderson, L (1,8) OBP: 0.365, SLG: 0.497										5 0 1 0 0 2 2	<p><b>Toronto Blue Jays @ Detroit Tigers</b> Comerica Park, Detroit, MI Mon Aug 11 2008, 7:05 PM EDT Att: 39,718 - Partly Cloudy - 76 F</p> <p>livebaseballscorecards.com</p> <p>AB 35 R 2 H 9 RBI 2 BB 2 SO 7 LOB 16</p> 											
14 Placido Polanco, R (1,4) OBP: 0.354, SLG: 0.426										5 0 1 0 0 1 3												
9 Carlos Guillen, S (1,5) OBP: 0.376, SLG: 0.433										3 0 1 0 0 1 1												
30 Magglio Ordonez, R (1,9) OBP: 0.379, SLG: 0.486										3 0 1 0 1 0 1												
24 Miguel Cabrera, R (1,3) OBP: 0.363, SLG: 0.529										4 1 1 1 0 1 4												
Matt Joyce, L (1,7) OBP: 0.333, SLG: 0.569										4 0 1 0 0 0 0												
Gary Sheffield, R (1,10) OBP: 0.321, SLG: 0.371										3 0 0 0 1 1 1												
Edgar Renteria, R (1,6) OBP: 0.314, SLG: 0.346										4 0 1 0 0 0 2												
15 Brandon Inge, R (1,2) OBP: 0.320, SLG: 0.429										4 1 2 1 0 1 2												
<b>Inning Stats</b>	R: 0 E: 0 K: 0 S: 8	H: 2 LOB: 2 BB: 0 P: 14	R: 0 E: 0 K: 1 S: 8	H: 0 LOB: 0 BB: 0 P: 13	R: 1 E: 0 K: 0 S: 15	H: 2 LOB: 1 BB: 1 P: 29	R: 0 E: 0 K: 1 S: 10	H: 1 LOB: 1 BB: 0 P: 17	R: 0 E: 0 K: 1 S: 8	H: 1 LOB: 1 BB: 0 P: 10		R: 1 E: 0 K: 0 S: 8	H: 2 LOB: 1 BB: 0 P: 16	R: 0 E: 0 K: 2 S: 11	H: 0 LOB: 0 BB: 7 P: 17	R: 0 E: 0 K: 1 S: 5	H: 0 LOB: 0 BB: 0 P: 7	R: 0 E: 0 K: 1 S: 11	H: 1 LOB: 2 BB: 1 P: 21	1B: 5 2B: 2 3B: 0 HR: 2	SF: 0 SAC: 0 DP: 1 HBP: 1	WP: 1 PB: 0 SB: 0 CS: 0
<b>PITCHER</b>	IP WLS BF H R ER SO BB IBB HBP BLK WP HR S P ERA WHIP											IP WLS BF H R ER SO BB IBB HBP BLK WP HR S P ERA WHIP										
28 Shaun Marcum, R (1,1) ERA: 3.42	6.0 W 27 8 2 2 3 1 0 0 0 0 0 0 11 17 3.00 1.500																					
22 Brandon League, R (7,1) ERA: 2.55	1.0 3 0 0 0 2 0 0 0 0 0 0 0 5 7 0.00 0.000																					
37 Scott Downs, L (8,1) ERA: 1.27	1.0 3 0 0 0 1 0 0 0 0 0 0 0 5 7 0.00 0.000																					
52 B.J. Ryan, L (9,1) ERA: 3.07	1.0 5 1 0 0 1 1 0 0 0 0 0 0 11 21 0.00 2.000																					



Batter	1	2	3	4	5	6	7	8	9	AB	R	H	RBI	BB	SO	LOB	TOP										
1 Joe Inglett, L (1,4) OBP: 0.346, SLG: 0.418	G4-3		F8		FC6-4		G4-3	BB		4	0	1	1	1	0	1	<b>Toronto Blue Jays @ Detroit Tigers</b> Comerica Park, Detroit, MI Tue Aug 12 2008, 7:05 PM EDT Att: 39,790 - Partly Cloudy - 75 F										
19 Marco Scutaro, R (1,5) OBP: 0.344, SLG: 0.330	F8				F8		BB	G5-3		5	1	2	1	0	0	3											
15 Alex Rios, R (1,9) OBP: 0.331, SLG: 0.419	10 S				FC6-4		BB			4	1	1	0	1	1	3											
10 Vernon Wells, R (1,8) OBP: 0.328, SLG: 0.447	K						BB			5	0	2	2	0	1	2											
Matt Stairs, L (1,10) OBP: 0.341, SLG: 0.401 36 Kevin Mench, R (9, PR) OBP: 0.320, SLG: 0.349	K				F8		BB			3	0	0	0	2	1	1											
20 Rod Barajas, R (1,2) OBP: 0.305, SLG: 0.439	G5-3				L4		BB			0	1	0	0	0	0	0											
26 Adam Lind, L (1,7) OBP: 0.332, SLG: 0.512 35 Brad Wilkerson, L (9,7) OBP: 0.319, SLG: 0.320	HR				K		BB			3	0	0	0	2	0	1											
35 Lyle Overbay, L (1,3) OBP: 0.370, SLG: 0.395	K				G4-3		L5	L9		5	2	3	2	0	1	4											
6 John McDonald, R (1,6) OBP: 0.273, SLG: 0.293	L5				L5		G6-3			5	0	0	0	0	2	4											
<b>Inning Stats</b>	R: 0 H: 1 E: 0 K: 1 S: 13	H: 1 LOB: 1 BB: 0 P: 22	R: 1 H: 1 E: 0 K: 2 S: 9	H: 1 LOB: 0 BB: 0 P: 13	R: 0 H: 1 E: 0 K: 1 S: 7	H: 1 LOB: 1 BB: 0 P: 11	R: 0 H: 1 E: 0 K: 1 S: 12	H: 1 LOB: 1 BB: 1 P: 19	R: 0 H: 0 E: 0 K: 0 S: 9	H: 0 LOB: 0 BB: 0 P: 17	R: 4 H: 4 E: 0 K: 1 S: 20	H: 4 LOB: 3 BB: 3 P: 41	R: 0 H: 0 E: 0 K: 0 S: 9	H: 0 LOB: 1 BB: 2 P: 14	R: 1 H: 1 E: 1 K: 0 S: 12	H: 1 LOB: 3 BB: 2 P: 26		1B: 6 2B: 3 3B: 0 HR: 1	SF: 0 SAC: 0 DP: 0 HBP: 0	WP: 1 PB: 0 SB: 2 CS: 0	PA: 44						
<b>PITCHER</b>	IP	WLS	BF	H	R	ER	SO	BB	IBB	HBP	BLK	WP	HR	S	P	ERA	WHIP										
31 Zach Miner, R (1,1) ERA: 3.41	6.0		24	5	1	1	5	1	0	0	0	0	1	64	103	1.50	1.000										
44 Bobby Seay, L (7,1) ERA: 2.55	0.2	H	4	2	2	2	1	0	0	0	0	0	0	14	19	27.00	3.000										
54 Joel Zumaya, R (7,1) ERA: 3.47	0.0	L	5	2	2	2	0	2	1	0	0	0	0	5	20	∞	∞										
48 Kyle Farnsworth, R (7,1) ERA: 3.96	1.1		5	0	0	0	0	1	0	0	0	0	0	10	16	0.00	0.750										
34 Freddy Dolsi, R (9,1) ERA: 3.96	1.0		6	1	1	1	0	1	1	0	0	1	0	12	26	9.00	2.000										

Batter	1	2	3	4	5	6	7	8	9	AB	R	H	RBI	BB	SO	LOB	BOTTOM										
28 Curtis Granderson, L (1,8) OBP: 0.363, SLG: 0.496	F9				P6		G3-1		F8	5	0	1	0	0	0	2	<b>Toronto Blue Jays @ Detroit Tigers</b> Comerica Park, Detroit, MI Tue Aug 12 2008, 7:05 PM EDT Att: 39,790 - Partly Cloudy - 75 F										
14 Placido Polanco, R (1,4) OBP: 0.355, SLG: 0.426	FC4-6		L8		FC5-2		FC4-6			4	0	2	0	0	0	3											
9 Carlos Guillen, S (1,5) OBP: 0.373, SLG: 0.429 25 Ryan Raburn, R (8,5) OBP: 0.319, SLG: 0.423	FC4-6				K		FC4-6			4	0	0	0	0	2	5											
30 Magglio Ordonez, R (1,9) OBP: 0.378, SLG: 0.491	G3-1				K		L7			4	1	1	1	0	1	2											
24 Miguel Cabrera, R (1,3) OBP: 0.360, SLG: 0.524	G5-3				K		G5-3		G5-3	4	0	0	0	0	1	0											
Matt Joyce, L (1,7) OBP: 0.331, SLG: 0.558	K				HBP		K		K	3	0	0	0	0	3	0											
Gary Sheffield, R (1,10) OBP: 0.323, SLG: 0.394	HR				G5-3		HR		P6	4	2	2	2	0	0	1											
Edgar Renteria, R (1,6) OBP: 0.315, SLG: 0.349	G6-3						HR		K	3	1	1	0	1	1	0											
15 Brandon Inge, R (1,2) OBP: 0.323, SLG: 0.435	G5-3						BB		F8	4	0	2	1	0	0	0											
<b>Inning Stats</b>	R: 0 H: 1 E: 0 K: 0 S: 10	H: 1 LOB: 1 BB: 0 P: 17	R: 1 H: 1 E: 0 K: 1 S: 14	H: 1 LOB: 0 BB: 0 P: 20	R: 0 H: 1 E: 0 K: 1 S: 12	H: 1 LOB: 1 BB: 0 P: 20	R: 0 H: 0 E: 0 K: 2 S: 10	H: 0 LOB: 1 BB: 0 P: 15	R: 0 H: 1 E: 0 K: 1 S: 9	H: 1 LOB: 2 BB: 1 P: 15	R: 3 H: 4 E: 0 K: 1 S: 13	H: 4 LOB: 0 BB: 0 P: 21	R: 0 H: 1 E: 0 K: 0 S: 12	H: 1 LOB: 1 BB: 0 P: 18	R: 0 H: 0 E: 0 K: 1 S: 10	H: 0 LOB: 0 BB: 0 P: 13		R: 0 H: 0 E: 0 K: 1 S: 7	H: 0 LOB: 0 BB: 0 P: 12	1B: 3 2B: 3 3B: 0 HR: 3	SF: 0 SAC: 0 DP: 0 HBP: 1	WP: 1 PB: 0 SB: 1 CS: 1	PA: 38				
<b>PITCHER</b>	IP	WLS	BF	H	R	ER	SO	BB	IBB	HBP	BLK	WP	HR	S	P	ERA	WHIP										
A.J. Burnett, R (1,1) ERA: 4.67	6.0	W	27	8	4	4	6	1	0	1	0	0	3	68	108	6.00	1.500										
22 Brandon League, R (7,1) ERA: 2.41	1.0	H	4	1	0	0	0	0	0	0	0	1	0	12	18	0.00	1.000										
37 Scott Downs, L (8,1) ERA: 1.25	1.0	H	3	0	0	0	1	0	0	0	0	0	0	10	13	0.00	0.000										
52 B.J. Ryan, L (9,1) ERA: 3.0	1.0	S	3	0	0	0	1	0	0	0	0	0	0	7	12	0.00	0.000										

AB	37
R	6
H	10
RBI	6
BB	7
SO	6
LOB	19



AB	35
R	4
H	9
RBI	4
BB	1
SO	8
LOB	13





Batter	1	2	3	4	5	6	7	8	9	AB	R	H	RBI	BB	SO	LOB	TOP										
19 Marco Scutaro, R OBP: 0.342, SLG: 0.326	G6-3		15 HR 10 HR BB	G4-3			E5 15 FC6-4 1B		F7	4	1	0	0	1	0	0											
David Eckstein, R OBP: 0.355, SLG: 0.359	2B		15 HR 10 HR 1B		F9		15 FC6-4 1B		BB	4	1	3	0	1	0	0											
15 Alex Rios, R OBP: 0.329, SLG: 0.417	P6		10 HR 1B		G6-3		FC6-4		G4-3	5	1	1	0	0	0	4											
10 Vernon Wells, R OBP: 0.330, SLG: 0.457	BB		HR		G4-3		F8			3	1	1	4	1	0	2											
20 Rod Barajas, R OBP: 0.304, SLG: 0.433	F7		G6-3			P5		G5-3		4	0	0	0	0	0	2											
26 Adam Lind, L OBP: 0.329, SLG: 0.509		1B	K			BB		K		3	0	1	0	1	2	0											
35 Lyle Overbay, L OBP: 0.369, SLG: 0.393	K		F8			F8		36 WP BB		3	0	0	0	1	1	2											
36 Kevin Mench, R OBP: 0.308, SLG: 0.333	F8				F8		G4-3		K	4	0	0	0	0	1	3											
6 John McDonald, R OBP: 0.272, SLG: 0.291	G4-3				F9				G6-3	4	0	1	0	0	0	1											
<b>Inning Stats</b>	R: 0 H: 1 E: 0 K: 0 S: 8	H: 1 LOB: 2 BB: 1 P: 18	R: 0 H: 1 E: 0 K: 1 S: 11	H: 1 LOB: 1 BB: 0 P: 19	R: 4 H: 3 E: 0 K: 1 S: 11	H: 3 LOB: 0 BB: 1 P: 19	R: 0 H: 0 E: 0 K: 0 S: 5	H: 0 LOB: 0 BB: 0 P: 8	R: 0 H: 0 E: 0 K: 0 S: 9	H: 0 LOB: 1 BB: 0 P: 15	R: 0 H: 2 E: 1 K: 0 S: 13	H: 2 LOB: 2 BB: 0 P: 19	R: 0 H: 0 E: 0 K: 2 S: 13	H: 0 LOB: 1 BB: 1 P: 19	R: 0 H: 0 E: 0 K: 0 S: 5	H: 0 LOB: 1 BB: 1 P: 11	1B: 5 2B: 1 3B: 0 HR: 1	SF: 0 SAC: 0 DP: 0 HBP: 0	WP: 1 PA: 39 PB: 0 SB: 0 CS: 0								
<b>PITCHER</b>	IP	WLS	BF	H	R	ER	SO	BB	IBB	HBP	BLK	WP	HR	S	P	ERA	WHIP										
Kenny Rogers, L ERA: 4.95	6.1	L	29	7	4	4	2	3	0	0	0	0	1	55	95	5.68	1.579										
Francis Beltran, R ERA: 3.68	2.2		10	0	0	0	2	2	0	0	0	1	0	25	40	0.00	0.750										

Toronto Blue Jays @ Detroit Tigers  
Comerica Park, Detroit, MI  
Wed Aug 13 2008, 7:05 PM EDT  
Att: 39,073 - Cloudy - 73 F

AB	34
R	4
H	7
RBI	4
BB	5
SO	4
LOB	14



Batter	1	2	3	4	5	6	7	8	9	AB	R	H	RBI	BB	SO	LOB	BOTTOM										
28 Curtis Granderson, L OBP: 0.359, SLG: 0.491	F8		F8		G3			F7		4	0	0	0	0	0	1											
14 Placido Polanco, R OBP: 0.356, SLG: 0.424	30 S BB		G6-3			G6-3			30 1B 24 G5-3 BB	2	1	0	0	2	0	0											
30 Magglio Ordonez, R OBP: 0.379, SLG: 0.491	K				P6		24 G4-6-3 1B		E 24 G5-3 2B	4	1	2	0	0	1	1											
24 Miguel Cabrera, R OBP: 0.358, SLG: 0.520	K				F9		G4-6-3		G5-3	4	0	0	1	0	1	3											
Gary Sheffield, R OBP: 0.323, SLG: 0.391	P6								E8 2B	2	0	0	0	1	1	0											
Matt Joyce, L OBP: 0.329, SLG: 0.554					BB				2B	1	1	0	0	0	0	1											
25 Ryan Raburn, R OBP: 0.309, SLG: 0.409	F9				P4				K	4	0	0	0	0	1	3											
Edgar Renteria, R OBP: 0.317, SLG: 0.351									G5-3	3	0	1	2	1	1	0											
15 Brandon Inge, R OBP: 0.318, SLG: 0.427	F8								2B	4	0	0	0	0	2	2											
39 Ramon Santiago, S OBP: 0.451, SLG: 0.478					F7				L5	3	0	1	0	0	0	0											
<b>Inning Stats</b>	R: 0 H: 0 E: 0 K: 2 S: 14	H: 0 LOB: 1 BB: 1 P: 21	R: 0 H: 0 E: 0 K: 0 S: 4	H: 0 LOB: 1 BB: 1 P: 11	R: 0 H: 0 E: 0 K: 0 S: 5	H: 0 LOB: 0 BB: 0 P: 11	R: 0 H: 0 E: 0 K: 0 S: 8	H: 0 LOB: 1 BB: 1 P: 18	R: 0 H: 1 E: 0 K: 2 S: 17	H: 1 LOB: 1 BB: 0 P: 25	R: 0 H: 1 E: 0 K: 0 S: 8	H: 0 LOB: 0 BB: 0 P: 13	R: 0 H: 0 E: 0 K: 1 S: 8	H: 0 LOB: 0 BB: 0 P: 10	R: 0 H: 0 E: 0 K: 0 S: 10	H: 0 LOB: 0 BB: 0 P: 15	R: 3 H: 2 E: 1 K: 2 S: 17	H: 2 LOB: 1 BB: 1 P: 25	1B: 3 2B: 1 3B: 0 HR: 0	SF: 0 SAC: 0 DP: 1 HBP: 0	WP: 0 PA: 35 PB: 0 SB: 1 CS: 0						
<b>PITCHER</b>	IP	WLS	BF	H	R	ER	SO	BB	IBB	HBP	BLK	WP	HR	S	P	ERA	WHIP										
25 David Purcey, L ERA: 5.93	6.0	W	22	2	0	0	4	3	0	0	0	0	0	56	99	0.00	0.833										
54 Jason Frasor, R ERA: 3.29	2.0		6	0	0	0	1	0	0	0	0	0	0	18	25	0.00	0.000										
37 Scott Downs, L ERA: 1.4	0.0		2	1	2	1	0	1	0	0	0	0	0	4	8	∞	∞										
22 Brandon League, R ERA: 2.29	1.0	S	5	1	1	0	2	0	0	0	0	0	0	13	17	0.00	1.000										

Toronto Blue Jays @ Detroit Tigers  
Comerica Park, Detroit, MI  
Wed Aug 13 2008, 7:05 PM EDT  
Att: 39,073 - Cloudy - 73 F

AB	31
R	3
H	4
RBI	3
BB	4
SO	7
LOB	11





Batter	1	2	3	4	5	6	7	8	9	AB	R	H	RBI	BB	SO	LOB	TOP							
1 Joe Inglett, L (1,4) OBP: 0.348, SLG: 0.419										4	0	2	0	0	2	1	<b>Toronto Blue Jays @ Detroit Tigers</b> Comerica Park, Detroit, MI Thu Aug 14 2008, 1:05 PM EDT Att: 41,259 - Partly Cloudy - 81 F							
19 Marco Scutaro, R (1,5) OBP: 0.341, SLG: 0.325										4	0	1	0	0	0	2								
15 Alex Rios, R (1,9) OBP: 0.329, SLG: 0.420										4	0	1	0	0	1	4								
10 Vernon Wells, R (1,8) OBP: 0.326, SLG: 0.451										4	0	0	0	0	0	2								
Matt Stairs, L (1,10) OBP: 0.340, SLG: 0.397										3	0	0	0	1	1	1								
26 Adam Lind, L (1,7) OBP: 0.333, SLG: 0.500										3	0	0	0	1	0	1								
35 Lyle Overbay, L (1,3) OBP: 0.368, SLG: 0.399										4	1	1	1	0	1	2								
Gregg Zaun, S (1,2) OBP: 0.338, SLG: 0.354										4	0	0	0	0	2	1								
6 John McDonald, R (1,6) OBP: 0.274, SLG: 0.292										3	0	1	0	0	1	0								
<b>Inning Stats</b>	R: 0 E: 0 K: 0 S: 8	H: 1 LOB: 1 BB: 0 P: 11	R: 0 E: 0 K: 2 S: 8	H: 0 LOB: 1 BB: 1 P: 15	R: 0 E: 0 K: 2 S: 17	H: 1 LOB: 1 BB: 0 P: 26	R: 0 E: 0 K: 0 S: 5	H: 0 LOB: 0 BB: 0 P: 7	R: 1 E: 0 K: 1 S: 13	H: 3 LOB: 2 BB: 0 P: 19	R: 0 E: 0 K: 0 S: 9	H: 0 LOB: 1 BB: 0 P: 16	R: 0 E: 0 K: 1 S: 9	H: 0 LOB: 0 BB: 0 P: 14	R: 0 E: 0 K: 0 S: 9	H: 1 LOB: 1 BB: 0 P: 13		R: 0 E: 0 K: 2 S: 8	H: 0 LOB: 0 BB: 0 P: 15	1B: 4 2B: 0 3B: 1 HR: 1	SF: 0 SAC: 0 DP: 0 HBP: 0	WP: 0 PB: 0 SB: 0 CS: 0	PA: 35	
<b>PITCHER</b>	IP WLS BF H R ER SO BB IBB HBP BLK WP HR S P ERA WHIP	8.0 W 32 6 1 1 6 2 0 0 0 0 1 78 121 1.12 1.000	1.0 H 3 0 0 0 2 0 0 0 0 0 0 8 15 0.00 0.000																					

AB	33
R	1
H	6
RBI	1
BB	2
SO	8
LOB	14



Batter	1	2	3	4	5	6	7	8	9	AB	R	H	RBI	BB	SO	LOB	BOTTOM						
28 Curtis Granderson, L (1,8) OBP: 0.381, SLG: 0.487										3	0	0	0	1	1	0	<b>Toronto Blue Jays @ Detroit Tigers</b> Comerica Park, Detroit, MI Thu Aug 14 2008, 1:05 PM EDT Att: 41,259 - Partly Cloudy - 81 F						
14 Placido Polanco, R (1,4) OBP: 0.355, SLG: 0.422										3	1	0	0	1	0	1							
30 Magglio Ordonez, R (1,9) OBP: 0.380, SLG: 0.490										3	0	1	0	1	0	1							
24 Miguel Cabrera, R (1,3) OBP: 0.359, SLG: 0.520										4	1	2	1	0	0	2							
Gary Sheffield, R (1,10) OBP: 0.322, SLG: 0.387										3	1	0	0	1	1	1							
Matt Joyce, L (1,7) OBP: 0.333, SLG: 0.550										3	1	1	0	1	1	0							
Edgar Renteria, R (1,6) OBP: 0.319, SLG: 0.355										4	1	2	2	0	0	1							
15 Brandon Inge, R (1,5) OBP: 0.320, SLG: 0.426										3	0	1	2	0	0	1							
Dane Sardinha, R (1,2) OBP: 0.125, SLG: 0.161										4	0	0	0	0	1	4							
<b>Inning Stats</b>	R: 0 E: 0 K: 0 S: 7	H: 0 LOB: 1 BB: 1 P: 13	R: 0 E: 0 K: 2 S: 12	H: 1 LOB: 2 BB: 0 P: 21	R: 0 E: 0 K: 0 S: 13	H: 1 LOB: 1 BB: 1 P: 22	R: 0 E: 0 K: 0 S: 10	H: 0 LOB: 0 BB: 0 P: 16	R: 0 E: 0 K: 1 S: 10	H: 0 LOB: 0 BB: 0 P: 15	R: 0 E: 0 K: 0 S: 8	H: 1 LOB: 1 BB: 0 P: 13	R: 0 E: 0 K: 0 S: 8	H: 1 LOB: 0 BB: 0 P: 11	R: 5 E: 0 K: 1 S: 17	H: 3 LOB: 3 BB: 3 P: 31		R: 0 E: 0 K: 1 S: 8	H: 0 LOB: 1 BB: 0 P: 15	1B: 6 2B: 1 3B: 0 HR: 0	SF: 0 SAC: 0 DP: 1 HBP: 1	WP: 1 PB: 0 SB: 0 CS: 0	PA: 36
<b>PITCHER</b>	IP WLS BF H R ER SO BB IBB HBP BLK WP HR S P ERA WHIP	7.0 H 1 0 0 0 0 0 0 0 0 0 1 2 0.00 0.000	0.1 L 6 2 3 3 0 2 1 0 0 1 0 10 22 81.00 12.000	0.1 H 2 1 2 2 1 0 0 0 0 0 0 6 7 54.00 3.000																			

AB	30
R	5
H	7
RBI	5
BB	5
SO	4
LOB	11

















Batter	1	2	3	4	5	6	7	8	9	AB	R	H	RBI	BB	SO	LOB	TOP			
18 Johnny Damon, L (1,8) OBP: 0.386, SLG: 0.447										4	2	2	1	1	0	1	<b>New York Yankees @ Toronto Blue Jays</b> Rogers Centre, Toronto, ON Wed Aug 20 2008, 7:07 PM EDT Att: 34,910 - Clear - 68 F			
2 Derek Jeter, R (1,6) OBP: 0.358, SLG: 0.411										5	2	3	2	0	1	1				
Bobby Abreu, L (1,9) OBP: 0.364, SLG: 0.465										4	0	1	0	0	0	2				
13 Alex Rodriguez, R (1,5) OBP: 0.397, SLG: 0.589										4	0	0	0	0	1	3				
Jason Giambi, L (1,3) OBP: 0.384, SLG: 0.501										3	0	0	1	0	1	0				
12 Cody Ransom, R (8,3) OBP: 1.000, SLG: 4.000										0	0	0	0	0	0	0				
22 Xavier Nady, R (1,7) OBP: 0.385, SLG: 0.553										4	0	2	1	0	0	0				
55 Hideki Matsui, L (1,10) OBP: 0.397, SLG: 0.453										4	0	1	0	0	0	3				
24 Robinson Cano, L (1,4) OBP: 0.303, SLG: 0.392										3	1	0	0	1	2	1				
26 José Molina, R (1,2) OBP: 0.275, SLG: 0.314										4	0	1	0	0	1	0				
<b>Inning Stats</b>	R: 2 H: 4 E: 0 K: 0 S: 15	H: 4 LOB: 2 BB: 0 P: 29	R: 0 H: 1 E: 0 K: 1 S: 13	H: 1 LOB: 2 BB: 1 P: 21	R: 0 H: 0 E: 0 K: 1 S: 10	H: 0 LOB: 0 BB: 0 P: 14	R: 3 H: 2 E: 0 K: 0 S: 7	H: 2 LOB: 0 BB: 1 P: 15	R: 0 H: 1 E: 0 K: 2 S: 10	H: 1 LOB: 1 BB: 0 P: 15	R: 0 H: 0 E: 0 K: 0 S: 8	H: 0 LOB: 0 BB: 0 P: 13	R: 0 H: 1 E: 0 K: 0 S: 7	H: 1 LOB: 0 BB: 0 P: 9	R: 0 H: 0 E: 0 K: 1 S: 9	H: 0 LOB: 0 BB: 0 P: 11	1B: 8 2B: 2 3B: 0 HR: 1	SF: 1 SAC: 0 DP: 1 HBP: 0	WP: 0 PB: 0 SB: 0 CS: 0	PA: 38
<b>PITCHER</b>	IP WLS BF H R ER SO BB IBB HBP BLK WP HR S P ERA WHIP																			
25 David Purcey, L (1,1) ERA: 6.55	4.0 L 21 7 5 5 2 2 0 0 0 0 0 1 45 79 11.25 2.250																			
56 Brian Tallet, L (5,1) ERA: 2.93	2.0 8 2 0 0 3 0 0 0 0 0 0 0 18 25 0.00 1.000																			
39 Jesse Carlson, L (7,1) ERA: 2.2	1.0 3 0 0 0 0 0 0 0 0 0 0 0 8 13 0.00 0.000																			
54 Jason Frasor, R (8,1) ERA: 4.2	2.0 6 1 0 0 1 0 0 0 0 0 0 0 16 20 0.00 0.500																			

Batter	1	2	3	4	5	6	7	8	9	AB	R	H	RBI	BB	SO	LOB	BOTTOM					
David Eckstein, R (1,4) OBP: 0.353, SLG: 0.357										4	1	1	0	0	1	0	<b>New York Yankees @ Toronto Blue Jays</b> Rogers Centre, Toronto, ON Wed Aug 20 2008, 7:07 PM EDT Att: 34,910 - Clear - 68 F					
19 Marco Scutaro, R (1,5) OBP: 0.345, SLG: 0.332										4	0	1	0	0	0	0						
15 Alex Rios, R (1,9) OBP: 0.333, SLG: 0.439										4	0	1	1	0	0	0						
10 Vernon Wells, R (1,8) OBP: 0.330, SLG: 0.448										4	0	1	0	0	2	2						
26 Adam Lind, L (1,7) OBP: 0.330, SLG: 0.534										4	0	0	0	0	2	3						
20 Rod Barajas, R (1,2) OBP: 0.302, SLG: 0.418										3	0	1	0	0	0	1						
35 Lyle Overbay, L (1,3) OBP: 0.368, SLG: 0.401										3	0	0	0	0	0	2						
36 Kevin Mench, R (1,10) OBP: 0.299, SLG: 0.323										3	0	0	0	0	0	1						
6 John McDonald, R (1,6) OBP: 0.265, SLG: 0.298										3	0	0	0	0	0	0						
<b>Inning Stats</b>	R: 0 H: 0 E: 0 K: 1 S: 6	H: 0 LOB: 0 BB: 0 P: 8	R: 0 H: 1 E: 0 K: 1 S: 13	H: 1 LOB: 0 BB: 0 P: 16	R: 0 H: 0 E: 0 K: 0 S: 7	H: 0 LOB: 0 BB: 0 P: 12	R: 0 H: 0 E: 0 K: 0 S: 5	H: 0 LOB: 0 BB: 0 P: 9	R: 0 H: 1 E: 0 K: 1 S: 9	H: 1 LOB: 1 BB: 0 P: 11	R: 1 H: 3 E: 0 K: 1 S: 14	H: 3 LOB: 2 BB: 0 P: 15	R: 0 H: 0 E: 0 K: 0 S: 8	H: 0 LOB: 0 BB: 0 P: 12	R: 0 H: 0 E: 0 K: 0 S: 5	H: 0 LOB: 0 BB: 0 P: 6		R: 0 H: 0 E: 0 K: 1 S: 12	H: 0 LOB: 0 BB: 0 P: 18	1B: 5 2B: 0 3B: 0 HR: 0	SF: 0 SAC: 0 DP: 0 HBP: 0	WP: 0 PB: 0 SB: 0 CS: 0
<b>PITCHER</b>	IP WLS BF H R ER SO BB IBB HBP BLK WP HR S P ERA WHIP																					
Andy Pettitte, L (1,1) ERA: 4.17	7.0 W 26 5 1 1 4 1 0 0 0 0 0 0 17 24 0.00 0.714																					
38 Brian Bruney, R (8,1) ERA: 2.33	2.0 6 0 0 0 1 0 0 0 0 0 0 0 17 24 0.00 0.000																					



Batter	1	2	3	4	5	6	7	8	9	AB	R	H	RBI	BB	SO	LOB	TOP			
18 Johnny Damon, L OBP: 0.387, SLG: 0.446										3	0	1	0	1	2	1	<b>New York Yankees @ Toronto Blue Jays</b> Rogers Centre, Toronto, ON Thu Aug 21 2008, 7:07 PM EDT Att: 37,037 - Clear - 73 F			
2 Derek Jeter, R OBP: 0.357, SLG: 0.410										4	0	1	0	0	2	3				
12 Cody Ransom, R OBP: 1.000, SLG: 4.000										0	0	0	0	0	0	0				
Bobby Abreu, L OBP: 0.362, SLG: 0.461										4	0	0	0	0	1	3				
26 José Molina, R OBP: 0.275, SLG: 0.314										1	0	0	0	0	0	0				
13 Alex Rodriguez, R OBP: 0.397, SLG: 0.586										2	1	0	0	1	1	1				
Wilson Betemit, S OBP: 0.299, SLG: 0.405										1	0	0	0	0	0	0				
Jason Giambi, L OBP: 0.386, SLG: 0.503										3	0	2	0	0	1	0				
11 Brett Gardner, L OBP: 0.256, SLG: 0.243										1	0	0	0	0	0	0				
22 Xavier Nady, R OBP: 0.383, SLG: 0.550										4	1	1	0	0	1	3				
55 Hideki Matsui, L OBP: 0.395, SLG: 0.462										4	1	1	3	0	0	2				
24 Robinson Canó, L OBP: 0.301, SLG: 0.390										3	0	0	0	0	1	0				
Ivan Rodriguez, R OBP: 0.332, SLG: 0.409										3	0	1	0	0	1	0				
<b>Inning Stats</b>	R: 0 E: 0 K: 2 S: 9	H: 1 LOB: 1 BB: 0 P: 14	R: 0 E: 0 K: 1 S: 7	H: 1 LOB: 0 BB: 0 P: 8	R: 0 E: 0 K: 2 S: 13	H: 0 LOB: 1 BB: 1 P: 18	R: 0 E: 0 K: 2 S: 9	H: 0 LOB: 0 BB: 0 P: 15	R: 0 E: 0 K: 1 S: 5	H: 1 LOB: 1 BB: 0 P: 6	R: 3 E: 0 K: 1 S: 14	H: 2 LOB: 0 BB: 1 P: 22	R: 0 E: 0 K: 1 S: 10	H: 1 LOB: 1 BB: 0 P: 13	R: 0 E: 0 K: 0 S: 6	H: 1 LOB: 1 BB: 0 P: 8	1B: 6 2B: 1 3B: 0 HR: 1	SF: 0 SAC: 0 DP: 2 HBP: 0	WP: 0 PB: 0 SB: 2 CS: 0	PA: 34
<b>PITCHER</b>	IP WLS BF H R ER SO BB IBB HBP BLK WP HR S P ERA WHIP																			
32 Roy Halladay, R ERA: 2.68	7.0 W 27 5 3 3 9 2 0 0 0 0 0 1 66 94 3.86 1.000																			
37 Scott Downs, L ERA: 1.39	1.0 3 1 0 0 1 0 0 0 0 0 0 0 10 13 0.00 1.000																			
22 Brandon League, R ERA: 2.08	1.0 4 1 0 0 0 0 0 0 0 0 0 0 6 8 0.00 1.000																			

AB	32
R	3
H	7
RBI	3
BB	2
SO	10
LOB	13



Batter	1	2	3	4	5	6	7	8	9	AB	R	H	RBI	BB	SO	LOB	BOTTOM			
1 Joe Inglett, L OBP: 0.363, SLG: 0.429											5	3	4	0	1	0	2			
19 Marco Scutaro, R OBP: 0.350, SLG: 0.347										6	3	4	4	0	1	4				
15 Alex Rios, R OBP: 0.335, SLG: 0.442											6	2	3	3	0	1	2			
10 Vernon Wells, R OBP: 0.328, SLG: 0.442											4	1	0	0	1	0	3			
26 Adam Lind, L OBP: 0.336, SLG: 0.535											5	3	3	1	0	1	0			
35 Lyle Overbay, L OBP: 0.369, SLG: 0.400											4	0	1	0	1	2	4			
Matt Stairs, L OBP: 0.338, SLG: 0.397											5	0	2	3	0	1	5			
20 Rod Barajas, R OBP: 0.303, SLG: 0.423										4	1	2	1	0	0	4				
6 John McDonald, R OBP: 0.270, SLG: 0.302										5	1	2	2	0	0	4				
<b>Inning Stats</b>	R: 1 E: 0 K: 0 S: 11	H: 2 LOB: 0 BB: 0 P: 22	R: 1 E: 0 K: 0 S: 9	H: 2 LOB: 1 BB: 0 P: 10	R: 5 E: 0 K: 1 S: 23	H: 5 LOB: 2 BB: 2 P: 41	R: 3 E: 0 K: 1 S: 20	H: 4 LOB: 1 BB: 0 P: 29	R: 3 E: 0 K: 1 S: 11	H: 3 LOB: 0 BB: 0 P: 13	R: 0 E: 0 K: 1 S: 14	H: 2 LOB: 3 BB: 1 P: 21	R: 0 E: 1 K: 1 S: 11	H: 0 LOB: 1 BB: 0 P: 16	R: 1 E: 0 K: 1 S: 16	H: 3 LOB: 2 BB: 0 P: 22	1B: 15 2B: 5 3B: 0 HR: 1	SF: 1 SAC: 0 DP: 0 HBP: 0	WP: 0 PB: 0 SB: 0 CS: 1	PA: 48
<b>PITCHER</b>	IP WLS BF H R ER SO BB IBB HBP BLK WP HR S P ERA WHIP																			
Sidney Ponson, R ERA: 4.67	2.0 L 14 8 3 2 2 1 1 0 0 0 0 0 19 31 13.50 4.500																			
30 David Robertson, R ERA: 5.96	1.1 8 3 2 2 1 1 0 0 0 0 0 0 19 31 13.50 3.000																			
61 Billy Traber, L ERA: 7.02	2.1 15 7 4 4 2 1 0 0 0 0 0 1 34 48 15.43 3.429																			
36 Edwar Ramirez, R ERA: 3.57	0.1 1 0 0 0 1 0 0 0 0 0 0 0 4 6 0.00 0.000																			
39 Chris Britton, R ERA: 4.61	2.0 10 3 1 1 2 0 0 0 0 0 0 0 27 38 4.50 1.500																			

AB	44
R	14
H	21
RBI	14
BB	3
SO	6
LOB	28





Batter	1	2	3	4	5	6	7	8	9	AB	R	H	RBI	BB	SO	LOB	TOP								
2 Jacoby Ellsbury, L OBP: 0.329, SLG: 0.366	G6-3	F7		G3		F7		34 G3 15 1B		5	0	1	2	0	0	5	<b>Boston Red Sox @ Toronto Blue Jays</b> Rogers Centre, Toronto, ON Fri Aug 22 2008, 7:07 PM EDT Att. 40,181 - Clear - 79 F								
15 Dustin Pedroia, R OBP: 0.363, SLG: 0.477	HR		F7	SF9		K		34 G3 1B		4	1	2	3	0	1	1									
34 David Ortiz, L OBP: 0.371, SLG: 0.487	K		P6	L6				G3		4	0	0	0	1	1	3									
20 Kevin Youkilis, R OBP: 0.386, SLG: 0.575	2B		F8		K			P3		5	0	1	0	0	2	3									
44 Jason Bay, R OBP: 0.378, SLG: 0.525	F7			BB	BB			G5-3		4	1	1	0	1	0	2									
12 Jed Lowrie, S OBP: 0.371, SLG: 0.469	F9		HBP	G5-4-3				K		4	1	0	0	1	2	2									
Jason Varitek, S OBP: 0.314, SLG: 0.371	1B		1B	HBP	BB			G2-3		3	3	2	1	1	0	0									
Alex Cora, L OBP: 0.394, SLG: 0.360	1B		2 G3	1B	HBP			G2-3		3	1	1	1	0	1	1									
Coco Crisp, S OBP: 0.317, SLG: 0.387	K		15 SF9	2 G3	1B			15 1B		4	1	3	1	0	1	2									
<b>Inning Stats</b>	R: 1 H: 2 E: 0 K: 1 S: 14	WLS: 2 BF: 20 LOB: 1 P: 22	R: 0 H: 2 E: 0 K: 1 S: 16	H: 2 BB: 0 LOB: 2 P: 24	R: 0 H: 0 E: 0 K: 0 S: 5	H: 0 BB: 0 LOB: 0 P: 9	R: 4 H: 2 E: 0 K: 0 S: 13	H: 2 BB: 2 LOB: 1 P: 26	R: 0 H: 0 E: 0 K: 1 S: 8	H: 0 BB: 1 LOB: 0 P: 16	R: 1 H: 2 E: 0 K: 2 S: 15	H: 2 BB: 0 LOB: 1 P: 23	R: 0 H: 0 E: 0 K: 2 S: 16	H: 0 BB: 1 LOB: 1 P: 27	R: 2 H: 3 E: 0 K: 0 S: 18	H: 3 BB: 0 LOB: 2 P: 26		R: 0 H: 0 E: 0 K: 1 S: 8	H: 0 BB: 0 LOB: 0 P: 11	1B: 8 2B: 1 3B: 0 HR: 2	SF: 1 SAC: 0 DP: 1 HBP: 2	WP: 0 PB: 0 SB: 1 CS: 0	PA: 43		
<b>PITCHER</b>	IP	WLS	BF	H	R	ER	SO	BB	IBB	HBP	BLK	WP	HR	S	P	ERA	WHIP								
28 Shaun Marcum, R ERA: 3.6	3.2	L	20	6	5	5	2	2	0	1	0	0	1	46	77	12.27	2.182								
56 Brian Tallet, L ERA: 2.95	2.0		8	2	1	1	2	1	0	0	0	0	1	21	37	4.50	1.500								
54 Jason Frasor, R ERA: 4.07	1.1		5	0	0	0	3	1	0	0	0	0	0	20	33	0.00	0.750								
57 Shawn Camp, R ERA: 4.03	2.0		10	3	2	2	1	0	0	1	0	0	0	26	37	9.00	1.500								

AB	36
R	8
H	11
RBI	8
BB	4
SO	8
LOB	19



Batter	1	2	3	4	5	6	7	8	9	AB	R	H	RBI	BB	SO	LOB	BOTTOM								
1 Joe Inglett, L OBP: 0.367, SLG: 0.430	19 S 15 HR		10 PO				G4-6-3		G6-3	4	1	2	0	1	0	2	<b>Boston Red Sox @ Toronto Blue Jays</b> Rogers Centre, Toronto, ON Fri Aug 22 2008, 7:07 PM EDT Att. 40,181 - Clear - 79 F								
19 Marco Scutaro, R OBP: 0.349, SLG: 0.344	K		P5		F9		15 BB			3	0	0	0	1	1	3									
15 Alex Rios, R OBP: 0.336, SLG: 0.447	2H		P3		F8					3	1	1	2	1	0	2									
10 Vernon Wells, R OBP: 0.324, SLG: 0.436	P4		PO		G1		P5		G2-3	4	0	0	0	0	0	2									
26 Adam Lind, L OBP: 0.335, SLG: 0.530	K2-3			35 HR		G1-3		K		4	1	1	0	0	2	0									
35 Lyle Overbay, L OBP: 0.370, SLG: 0.407	K			1H		BB		G4-3		4	1	2	2	0	1	0									
Matt Stairs, L ERA: 4.81						1B		G4-3		1	0	0	0	1	0	0									
19 José Bautista, R OBP: 0.324, SLG: 0.403				G1-3				G5-3		1	0	0	0	0	0	0									
Gregg Zaun, S OBP: 0.332, SLG: 0.347						G4-3				4	0	0	0	0	2	3									
6 John McDonald, R OBP: 0.277, SLG: 0.308	G6-3					P6		G4-6-3		4	0	2	0	0	0	1									
<b>Inning Stats</b>	R: 2 H: 1 E: 0 K: 2 S: 14	WLS: 1 BF: 26 LOB: 0 P: 20	R: 0 H: 0 E: 0 K: 1 S: 6	H: 0 BB: 0 LOB: 0 P: 10	R: 0 H: 1 E: 0 K: 0 S: 7	H: 1 BB: 0 LOB: 0 P: 10	R: 2 H: 2 E: 0 K: 1 S: 15	H: 2 BB: 0 LOB: 0 P: 21	R: 0 H: 1 E: 0 K: 0 S: 8	H: 1 BB: 1 LOB: 1 P: 9	R: 0 H: 1 E: 0 K: 0 S: 11	H: 1 BB: 2 LOB: 2 P: 16	R: 0 H: 1 E: 0 K: 0 S: 9	H: 1 BB: 2 LOB: 2 P: 21	R: 0 H: 0 E: 0 K: 1 S: 10	H: 0 BB: 0 LOB: 0 P: 17	R: 0 H: 1 E: 0 K: 1 S: 10	H: 1 BB: 0 LOB: 0 P: 14	1B: 6 2B: 0 3B: 0 HR: 2	SF: 0 SAC: 0 DP: 2 HBP: 1	WP: 0 PB: 0 SB: 1 CS: 0	PA: 38			
<b>PITCHER</b>	IP	WLS	BF	H	R	ER	SO	BB	IBB	HBP	BLK	WP	HR	S	P	ERA	WHIP								
36 Paul Byrd, R ERA: 4.81	6.0	W	26	6	4	4	4	2	0	1	0	0	0	61	86	6.00	1.333								
63 Justin Masterson, R ERA: 3.3	1.0	H	5	1	0	0	0	2	0	0	0	0	0	9	21	0.00	3.000								
37 Hideki Okajima, L ERA: 2.94	1.0		3	0	0	0	1	0	0	0	0	0	0	10	17	0.00	0.000								
58 Jonathan Papelbon, R ERA: 1.81	1.0		3	1	0	0	1	0	0	0	0	0	0	10	14	0.00	1.000								

AB	32
R	4
H	8
RBI	4
BB	4
SO	6
LOB	13





Batter	1	2	3	4	5	6	7	8	9	AB	R	H	RBI	BB	SO	LOB	TOP								
2 Jacoby Ellsbury, L (1, 9) OBP: 0.331, SLG: 0.365										3	0	1	0	1	0	4									
15 Dustin Pedroia, R (1, 4) OBP: 0.362, SLG: 0.475										3	0	0	0	1	0	1									
34 David Ortiz, L (1, 10) OBP: 0.367, SLG: 0.480										4	0	0	0	0	1	2									
20 Kevin Youkilis, R (1, 3) OBP: 0.385, SLG: 0.572										4	0	1	0	0	3	2									
44 Jason Bay, R (1, 7) OBP: 0.376, SLG: 0.522										3	0	0	0	0	1	3									
55 Jeff Bailey, R (6, 7) OBP: 0.353, SLG: 0.286										1	0	0	0	0	0	0									
12 Jed Lowrie, S (1, 5) OBP: 0.368, SLG: 0.463										4	0	1	0	0	1	0									
Jason Varitek, S (1, 2) OBP: 0.314, SLG: 0.369										2	0	0	0	1	0	0									
Kevin Cash, R (6, 2) OBP: 0.286, SLG: 0.333										1	0	0	0	0	0	1									
Alex Cora, L (1, 6) OBP: 0.398, SLG: 0.370										3	0	1	0	0	1	1									
Coco Crisp, S (1, 8) OBP: 0.316, SLG: 0.382										3	0	0	0	1	1	3									
<b>Inning Stats</b>	R: 0 E: 0 K: 2 S: 16	H: 1 LOB: 2 BB: 1 P: 25	R: 0 E: 0 K: 1 S: 13	H: 0 LOB: 2 BB: 1 P: 25	R: 0 E: 0 K: 0 S: 6	LOB: 1 BB: 0 P: 10	R: 0 E: 0 K: 0 S: 13	H: 1 LOB: 2 BB: 1 P: 20	R: 0 E: 0 K: 1 S: 9	H: 0 LOB: 0 BB: 0 P: 13	R: 0 E: 0 K: 0 S: 6	H: 0 LOB: 0 BB: 0 P: 12	R: 0 E: 0 K: 0 S: 8	H: 0 LOB: 1 BB: 1 P: 16	R: 0 E: 0 K: 2 S: 10	H: 0 LOB: 0 BB: 0 P: 14	R: 0 E: 0 K: 2 S: 14	H: 1 LOB: 1 BB: 0 P: 22	1B: 3 2B: 1 3B: 0 HR: 0	SF: 0 SAC: 0 DP: 0 HBP: 1	WP: 1 PB: 0 SB: 0 CS: 0	PA: 36			
<b>PITCHER</b>	IP	WLS	BF	H	R	ER	SO	BB	IBB	HBP	BLK	WP	HR	S	P	ERA	WHIP								
51 Jesse Litsch, R (1, 1) ERA: 4.01	6.0	W	25	3	0	0	4	3	0	1	0	0	0	63	105	0.00	1.000								
39 Jesse Carlson, L (7, 1) ERA: 2.15	1.0		4	0	0	0	0	1	0	0	0	0	0	8	16	0.00	1.000								
22 Brandon League, R (8, 1) ERA: 1.99	1.0		3	0	0	0	2	0	0	0	0	0	0	10	14	0.00	0.000								
52 B.J. Ryan, L (9, 1) ERA: 2.8	1.0		4	1	0	0	2	0	0	0	0	1	0	14	22	0.00	1.000								

**Boston Red Sox @ Toronto Blue Jays**  
Rogers Centre, Toronto, ON  
Sat Aug 23 2008, 1:07 PM EDT  
Att: 44,896 - Sunny - 79 F

AB 31  
R 0  
H 4  
RBI 0  
BB 4  
SO 8  
LOB 17



Batter	1	2	3	4	5	6	7	8	9	AB	R	H	RBI	BB	SO	LOB	BOTTOM								
19 Marco Scutaro, R (1, 4) OBP: 0.349, SLG: 0.352										3	1	1	2	1	0	0									
19 José Bautista, R (1, 5) OBP: 0.320, SLG: 0.398										4	0	0	1	0	1	1									
15 Alex Rios, R (1, 9) OBP: 0.338, SLG: 0.451										5	2	3	0	0	1	1									
10 Vernon Wells, R (1, 8) OBP: 0.331, SLG: 0.462										5	4	4	3	0	0	1									
26 Adam Lind, L (1, 7) OBP: 0.341, SLG: 0.529										4	1	2	0	1	0	3									
20 Rod Barajas, R (1, 2) OBP: 0.305, SLG: 0.419										3	0	0	1	1	2	3									
35 Lyle Overbay, L (1, 3) OBP: 0.370, SLG: 0.410										5	1	2	3	0	1	4									
36 Kevin Mench, R (1, 10) OBP: 0.313, SLG: 0.357										5	2	3	1	0	1	0									
6 Manny Delcarmen, R (1, 6) OBP: 0.276, SLG: 0.306										4	0	1	0	0	1	3									
<b>Inning Stats</b>	R: 2 E: 0 K: 1 S: 15	H: 2 LOB: 2 BB: 1 P: 26	R: 1 E: 0 K: 1 S: 17	H: 1 LOB: 1 BB: 1 P: 29	R: 4 E: 1 K: 1 S: 19	H: 5 LOB: 1 BB: 0 P: 28	R: 2 E: 0 K: 2 S: 17	H: 4 LOB: 2 BB: 0 P: 25	R: 2 E: 0 K: 0 S: 19	H: 3 LOB: 2 BB: 1 P: 30	R: 0 E: 0 K: 1 S: 9	H: 0 LOB: 0 BB: 0 P: 12	R: 0 E: 0 K: 0 S: 12	H: 1 LOB: 1 BB: 0 P: 19	R: 0 E: 0 K: 1 S: 8	H: 0 LOB: 0 BB: 0 P: 12	1B: 9 2B: 4 3B: 0 HR: 3	SF: 2 SAC: 0 DP: 0 HBP: 1	WP: 0 PB: 0 SB: 0 CS: 0	PA: 44					
<b>PITCHER</b>	IP	WLS	BF	H	R	ER	SO	BB	IBB	HBP	BLK	WP	HR	S	P	ERA	WHIP								
31 Jon Lester, L (1, 1) ERA: 3.49	2.1	L	18	8	7	7	2	2	0	1	0	0	1	47	78	27.00	4.286								
59 Chris Smith, R (3, 1) ERA: 5.06	2.1		13	6	4	4	3	0	0	0	0	0	2	32	46	15.43	2.571								
50 Mike Timlin, R (5, 1) ERA: 5.12	1.1		6	1	0	0	1	1	0	0	0	0	0	17	26	0.00	1.500								
48 Javier López, L (7, 1) ERA: 2.98	1.0		4	1	0	0	0	0	0	0	0	0	0	12	19	0.00	1.000								
17 Manny Delcarmen, R (8, 1) ERA: 4.36	1.0		3	0	0	0	1	0	0	0	0	0	0	8	12	0.00	0.000								

**Boston Red Sox @ Toronto Blue Jays**  
Rogers Centre, Toronto, ON  
Sat Aug 23 2008, 1:07 PM EDT  
Att: 44,896 - Sunny - 79 F

AB 38  
R 11  
H 16  
RBI 11  
BB 3  
SO 7  
LOB 16









Batter	1	2	3	4	5	6	7	8	9	AB	R	H	RBI	BB	SO	LOB	TOP			
1 Joe Inglett, L OBP: 0.356, SLG: 0.415 (1, 4)										4	0	0	0	0	0	4				
19 Marco Scutaro, R OBP: 0.348, SLG: 0.350 (1, 5)										5	1	1	0	0	0	2				
15 Alex Rios, R OBP: 0.339, SLG: 0.450 (1, 9)										4	1	2	0	1	1	1				
10 Vernon Wells, R OBP: 0.339, SLG: 0.487 (1, 8)										5	1	3	3	0	0	2				
26 Adam Lind, L OBP: 0.330, SLG: 0.507 19 José Bautista, R OBP: 0.318, SLG: 0.396 (1, 7)										4	1	0	0	1	2	3				
35 Lyle Overbay, L OBP: 0.371, SLG: 0.422 (1, 3)										4	0	2	2	0	0	0				
Matt Stairs, L OBP: 0.342, SLG: 0.394 (1, 10)										4	0	1	0	0	0	1				
20 Rod Barajas, R OBP: 0.307, SLG: 0.431 (1, 2)										4	1	2	1	0	1	2				
6 John McDonald, R OBP: 0.275, SLG: 0.298 (1, 6)										3	1	1	0	1	1	3				
<b>Inning Stats</b>	R: 1 E: 0 K: 1 S: 16	H: 2 LOB: 1 BB: 0 P: 22	R: 0 E: 0 K: 2 S: 13	H: 2 LOB: 2 BB: 0 P: 20	R: 2 E: 0 K: 0 S: 12	H: 2 LOB: 1 BB: 1 P: 20	R: 0 E: 0 K: 0 S: 7	H: 1 LOB: 1 BB: 0 P: 11	R: 0 E: 0 K: 1 S: 7	H: 0 LOB: 0 BB: 0 P: 9	R: 0 E: 0 K: 0 S: 6	H: 0 LOB: 2 BB: 1 P: 17	R: 1 E: 0 K: 0 S: 10	H: 1 LOB: 1 BB: 1 P: 18	R: 1 E: 0 K: 1 S: 7	H: 1 LOB: 0 BB: 0 P: 10	1B: 8 2B: 2 3B: 0 HR: 2	SF: 0 SAC: 1 DP: 1 HBP: 0	WP: 2 PB: 0 SB: 1 CS: 0	PA: 41
<b>PITCHER</b>	IP WLS BF H R ER SO BB IBB HBP BLK WP HR S P ERA WHIP																			
33 James Shields, R ERA: 3.75	6.2 L 30 9 4 4 4 2 0 0 0 0 2 0 67 104 5.40 1.650																			
53 Chad Bradford, R ERA: 2.09	0.0 1 1 0 0 0 0 0 0 0 0 0 0 2 4 ∞ ∞																			
39 J.P. Howell, L ERA: 2.64	1.1 6 1 1 1 0 1 0 0 0 0 0 1 13 20 6.75 1.500																			
49 Jason Hammel, R ERA: 4.26	0.2 3 1 1 1 0 0 0 0 0 0 0 1 4 7 13.50 1.500																			
Trever Miller, L ERA: 4.36	0.1 1 0 0 0 1 0 0 0 0 0 0 0 0 3 3 0.00 0.000																			

Toronto Blue Jays @ Tampa Bay Rays  
Tropicana Field, St. Petersburg, FL  
Tue Aug 26 2008, 7:10 PM EDT  
Att: 13,478 - Dome - 72 F

livebaseballscorecards.com

AB 37  
R 6  
H 12  
RBI 6  
BB 3  
SO 5  
LOB 18

Batter	1	2	3	4	5	6	7	8	9	AB	R	H	RBI	BB	SO	LOB	BOTTOM			
1 Akinori Iwamura, L OBP: 0.345, SLG: 0.370 (1, 4)										4	1	1	0	0	0	1				
2 B.J. Upton, R OBP: 0.377, SLG: 0.393 (1, 8)										4	0	0	0	0	3	2				
23 Carlos Pena, L OBP: 0.357, SLG: 0.494 (1, 3)										4	1	1	0	0	0	0				
15 Cliff Floyd, L OBP: 0.347, SLG: 0.444 Rocco Baldelli, R OBP: 0.345, SLG: 0.556 (8, PH)										3	0	1	0	0	1	2				
16 Willy Aybar, S OBP: 0.311, SLG: 0.397 (1, 5)										3	0	0	0	0	1	1				
32 Eric Hinske, L OBP: 0.342, SLG: 0.503 18 Ben Zobrist, S OBP: 0.305, SLG: 0.422 (1, 7)										3	0	2	2	0	0	0				
30 Dioner Navarro, S OBP: 0.347, SLG: 0.402 9 Shawn Riggans, R OBP: 0.302, SLG: 0.396 (6, PH)										2	0	0	0	0	0	2				
26 Gabe Gross, L OBP: 0.332, SLG: 0.405 10 Justin Ruggiano, R OBP: 0.277, SLG: 0.356 (9, PH)										2	0	0	0	0	1	2				
8 Jason Bartlett, R OBP: 0.309, SLG: 0.335 (1, 6)										3	0	1	0	0	1	1				
<b>Inning Stats</b>	R: 0 E: 0 K: 1 S: 7	H: 0 LOB: 0 BB: 0 P: 11	R: 0 E: 0 K: 1 S: 11	H: 2 LOB: 2 BB: 0 P: 21	R: 0 E: 0 K: 0 S: 7	H: 0 LOB: 0 BB: 0 P: 13	R: 0 E: 0 K: 1 S: 9	H: 0 LOB: 0 BB: 0 P: 13	R: 0 E: 0 K: 3 S: 22	H: 3 LOB: 2 BB: 0 P: 32	R: 0 E: 0 K: 2 S: 8	H: 1 LOB: 1 BB: 0 P: 11	R: 0 E: 0 K: 0 S: 3	H: 0 LOB: 0 BB: 0 P: 5	R: 0 E: 0 K: 2 S: 11	H: 0 LOB: 0 BB: 0 P: 16	1B: 7 2B: 0 3B: 0 HR: 0	SF: 0 SAC: 0 DP: 0 HBP: 1	WP: 1 PB: 0 SB: 0 CS: 0	PA: 35
<b>PITCHER</b>	IP WLS BF H R ER SO BB IBB HBP BLK WP HR S P ERA WHIP																			
32 Roy Halladay, R ERA: 2.69	6.0 W 25 6 2 2 2 1 0 0 0 0 0 0 5 8 3.00 1.000																			
39 Jesse Carlson, L ERA: 2.12	0.2 H 3 1 0 0 1 0 0 0 0 0 0 0 5 8 0.00 1.500																			
22 Brandon League, R ERA: 2.25	0.1 H 1 0 0 0 1 0 0 0 0 0 0 0 3 3 0.00 0.000																			
37 Scott Downs, L ERA: 1.31	1.0 H 3 0 0 0 0 0 0 0 0 0 0 0 3 5 0.00 0.000																			
52 B.J. Ryan, L ERA: 2.88	1.0 3 0 0 0 2 0 0 0 0 0 0 0 11 16 0.00 0.000																			

Toronto Blue Jays @ Tampa Bay Rays  
Tropicana Field, St. Petersburg, FL  
Tue Aug 26 2008, 7:10 PM EDT  
Att: 13,478 - Dome - 72 F

livebaseballscorecards.com

AB 34  
R 2  
H 7  
RBI 2  
BB 0  
SO 11  
LOB 13



Batter	1	2	3	4	5	6	7	8	9	AB	R	H	RBI	BB	SO	LOB	TOP			
1 Joe Inglett, L (1,4) OBP: 0.358, SLG: 0.420										4	0	2	0	0	1	0	Toronto Blue Jays @ Tampa Bay Rays Tropicana Field, St. Petersburg, FL Wed Aug 27 2008, 7:10 PM EDT Att: 12,678 - Dome - 72 F			
19 Marco Scutaro, R (1,5) OBP: 0.347, SLG: 0.348										3	0	0	0	1	0	1				
15 Alex Rios, R (1,9) OBP: 0.339, SLG: 0.448										3	0	0	0	1	0	3				
10 Vernon Wells, R (1,8) OBP: 0.338, SLG: 0.482										3	0	0	0	1	0	1				
26 Adam Lind, L (1,7) OBP: 0.329, SLG: 0.502										4	0	1	0	0	1	2				
35 Lyle Overbay, L (1,3) OBP: 0.370, SLG: 0.420										4	0	1	0	0	0	1				
Matt Stairs, L (1,10) 19 José Bautista, R (7,PR) OBP: 0.317, SLG: 0.394										3	0	1	0	0	1	1				
20 Rod Barajas, R (1,2) OBP: 0.306, SLG: 0.429										4	0	1	0	0	2	0				
6 John McDonald, R (1,6) OBP: 0.269, SLG: 0.292										3	0	0	0	0	1	2				
<b>Inning Stats</b>	R: 0 E: 0 K: 0 S: 8	H: 1 LOB: 1 BB: 0 P: 11	R: 0 E: 0 K: 1 S: 10	H: 1 LOB: 0 BB: 0 P: 16	R: 0 E: 0 K: 1 S: 11	H: 1 LOB: 2 BB: 1 P: 19	R: 0 E: 0 K: 0 S: 7	H: 1 LOB: 1 BB: 0 P: 8	R: 0 E: 0 K: 3 S: 10	H: 0 LOB: 0 BB: 0 P: 16	R: 0 E: 0 K: 0 S: 7	H: 0 LOB: 0 BB: 0 P: 11	R: 0 E: 0 K: 1 S: 9	H: 0 LOB: 2 BB: 2 P: 21	R: 0 E: 0 K: 1 S: 6	H: 0 LOB: 0 BB: 0 P: 11	1B: 5 2B: 1 3B: 0 HR: 0	SF: 0 SAC: 0 DP: 1 HBP: 0	WP: 0 PB: 0 SB: 0 CS: 0	PA: 35
<b>PITCHER</b>	IP WLS BF H R ER SO BB IBB HBP BLK WP HR S P ERA WHIP																			
22 Matt Garza, R (1,1) ERA: 3.53	7.2 W 31 6 0 0 5 3 0 0 0 0 0 0 0 69 115 0.00 1.174																			
50 Grant Balfour, R (8,1) ERA: 1.45	0.1 H 1 0 0 0 1 0 0 0 0 0 0 0 3 3 0.00 0.000																			
35 Dan Wheeler, R (9,1) ERA: 2.53	1.0 S 3 0 0 0 1 0 0 0 0 0 0 0 6 11 0.00 0.000																			

AB	32
R	0
H	6
RBI	0
BB	3
SO	7
LOB	11



Batter	1	2	3	4	5	6	7	8	9	AB	R	H	RBI	BB	SO	LOB	BOTTOM			
1 Akinori Iwamura, L (1,4) OBP: 0.345, SLG: 0.369										4	0	1	0	0	2	1	Toronto Blue Jays @ Tampa Bay Rays Tropicana Field, St. Petersburg, FL Wed Aug 27 2008, 7:10 PM EDT Att: 12,678 - Dome - 72 F			
2 B.J. Upton, R (1,8) OBP: 0.375, SLG: 0.390										3	0	0	0	0	0	1				
23 Carlos Pena, L (1,3) OBP: 0.358, SLG: 0.503										3	1	2	1	0	0	1				
Rocco Baldelli, R (1,10) OBP: 0.313, SLG: 0.500										3	0	0	0	0	3	2				
16 Willy Aybar, S (1,5) OBP: 0.312, SLG: 0.396										3	0	1	0	0	1	0				
18 Ben Zobrist, S (1,7) OBP: 0.299, SLG: 0.412										3	0	0	0	0	2	1				
26 Gabe Gross, L (9,9) OBP: 0.332, SLG: 0.405										0	0	0	0	0	0	0				
9 Shawn Riggans, R (1,2) OBP: 0.295, SLG: 0.386										3	0	0	0	0	1	1				
10 Justin Ruggiano, R (1,9) (9,7)										3	0	0	0	0	1	1				
8 Jason Bartlett, R (1,6) OBP: 0.309, SLG: 0.335										3	0	1	0	0	1	0				
<b>Inning Stats</b>	R: 0 E: 0 K: 2 S: 9	H: 1 LOB: 1 BB: 0 P: 12	R: 0 E: 0 K: 2 S: 14	H: 1 LOB: 0 BB: 0 P: 19	R: 0 E: 0 K: 2 S: 7	H: 0 LOB: 0 BB: 0 P: 9	R: 1 E: 0 K: 3 S: 10	H: 1 LOB: 0 BB: 0 P: 12	R: 0 E: 0 K: 1 S: 7	H: 0 LOB: 0 BB: 0 P: 9	R: 0 E: 0 K: 1 S: 6	H: 1 LOB: 1 BB: 0 P: 9	R: 0 E: 0 K: 0 S: 9	H: 0 LOB: 0 BB: 0 P: 11	R: 0 E: 0 K: 0 S: 8	H: 1 LOB: 1 BB: 0 P: 11	1B: 4 2B: 0 3B: 0 HR: 1	SF: 0 SAC: 1 DP: 0 HBP: 0	WP: 0 PB: 0 SB: 0 CS: 0	PA: 29
<b>PITCHER</b>	IP WLS BF H R ER SO BB IBB HBP BLK WP HR S P ERA WHIP																			
25 David Purcey, L (1,1) ERA: 5.53	8.0 L 29 5 1 1 11 0 0 0 0 0 0 1 70 92 1.12 0.625																			

AB	28
R	1
H	5
RBI	1
BB	0
SO	11
LOB	8





Batter	1	2	3	4	5	6	7	8	9	AB	R	H	RBI	BB	SO	LOB	TOP										
1 Joe Inglett, L OBP: 0.358, SLG: 0.416	F7		CS BB				L8		K	3	0	0	0	2	1	0											
19 Marco Scutaro, R OBP: 0.346, SLG: 0.346	G5-3		1B				G4-3		L4	5	0	1	0	0	0	1											
15 Alex Rios, R OBP: 0.340, SLG: 0.449			P5						HBP	3	1	1	0	0	0	2											
10 Vernon Wells, R OBP: 0.337, SLG: 0.483	F8		P5							4	0	1	0	0	0	3											
26 Adam Lind, L OBP: 0.332, SLG: 0.502		K		F7						4	1	2	1	0	1	0											
35 Lyle Overbay, L OBP: 0.370, SLG: 0.419		E4 20 1B								4	0	1	0	0	1	3											
20 Rod Barajas, R OBP: 0.353, SLG: 0.357			1B	F8						4	0	2	1	0	0	3											
19 José Bautista, R OBP: 0.314, SLG: 0.390			K		L8					4	0	0	0	0	2	6											
6 John McDonald, R OBP: 0.264, SLG: 0.286			F7							3	0	0	0	0	0	2											
Gregg Zaun, S OBP: 0.330, SLG: 0.345					F9					1	0	0	0	0	1	0											
<b>Inning Stats</b>	R: 0 E: 0 K: 0 S: 9	H: 0 LOB: 1 BB: 0 P: 14	R: 0 E: 1 K: 2 S: 15	H: 1 LOB: 2 BB: 0 P: 21	R: 0 E: 0 K: 0 S: 11	H: 1 LOB: 1 BB: 0 P: 19	R: 0 E: 0 K: 0 S: 11	H: 0 LOB: 1 BB: 1 P: 14	R: 0 E: 0 K: 0 S: 9	H: 2 LOB: 2 BB: 0 P: 10	R: 0 E: 0 K: 0 S: 7	H: 0 LOB: 0 BB: 0 P: 9	R: 2 E: 0 K: 2 S: 18	H: 3 LOB: 1 BB: 0 P: 24	R: 0 E: 0 K: 2 S: 7	H: 0 LOB: 0 BB: 0 P: 12	1B: 5 2B: 3 HR: 0	SF: 0 SAC: 0 DP: 1 HBP: 0	WP: 0 PB: 0 SB: 0 CS: 1	PA: 38							
<b>PITCHER</b>	IP	WLS	BF	H	R	ER	SO	BB	IBB	HBP	BLK	WP	HR	S	P	ERA	WHIP										
36 Edwin Jackson, R ERA: 3.81	7.0	W	30	6	1	1	2	2	0	1	0	0	0	70	106	1.29	1.143										
53 Chad Bradford, R ERA: 2.27	0.1	H	2	1	0	0	0	0	0	0	0	0	0	5	5	0.00	3.000										
Trever Miller, L ERA: 4.32	0.1	H	1	0	0	0	1	0	0	0	0	0	0	3	4	0.00	0.000										
50 Grant Balfour, R ERA: 1.44	0.1	H	2	1	1	1	1	0	0	0	0	0	0	8	12	27.00	3.000										
35 Dan Wheeler, R ERA: 2.49	1.0	S	3	0	0	0	2	0	0	0	0	0	0	7	12	0.00	0.000										

Toronto Blue Jays @ Tampa Bay Rays  
Tropicana Field, St. Petersburg, FL  
Thu Aug 28 2008, 7:10 PM EDT  
Att: 14,039 - Dome - 72 F

AB	35
R	2
H	8
RBI	2
BB	2
SO	6
LOB	20



Batter	1	2	3	4	5	6	7	8	9	AB	R	H	RBI	BB	SO	LOB	BOTTOM										
1 Akinori Iwamura, L OBP: 0.346, SLG: 0.374	2 SF8 15	G1-3			F8					4	1	2	0	0	0	1											
2 B.J. Upton, R OBP: 0.376, SLG: 0.391	1B 16		G5-3				G6-3			4	0	2	0	0	0	1											
23 Carlos Pena, L OBP: 0.358, SLG: 0.499	P6		K							3	0	0	0	1	2	3											
15 Cliff Floyd, L OBP: 0.347, SLG: 0.460	SF8									2	1	1	2	0	0	0											
Rocco Baldelli, R OBP: 0.303, SLG: 0.484			HR							1	0	0	0	0	1	2											
16 Willy Aybar, S OBP: 0.318, SLG: 0.414	1B 3H									4	1	3	1	0	0	0											
32 Eric Hinske, L OBP: 0.338, SLG: 0.498	G3									3	0	0	0	0	0	3											
10 Justin Ruggiano, R OBP: 0.255, SLG: 0.327			F7							1	0	0	0	0	0	0											
26 Gabe Gross, L OBP: 0.334, SLG: 0.412	G6-3		L4							3	0	1	0	1	0	0											
9 Shawn Riggans, R OBP: 0.293, SLG: 0.381			1B 8 FC6-4		F8					4	0	1	0	0	0	2											
8 Jason Bartlett, R OBP: 0.306, SLG: 0.332	FC6-4		G6-3							3	0	0	0	0	0	1											
<b>Inning Stats</b>	R: 1 E: 0 K: 0 S: 10	H: 3 LOB: 2 BB: 0 P: 13	R: 0 E: 0 K: 0 S: 17	H: 1 LOB: 1 BB: 0 P: 23	R: 1 E: 0 K: 1 S: 11	H: 2 LOB: 1 BB: 0 P: 18	R: 0 E: 0 K: 0 S: 9	H: 0 LOB: 0 BB: 0 P: 13	R: 0 E: 0 K: 1 S: 8	H: 1 LOB: 0 BB: 0 P: 14	R: 1 E: 0 K: 0 S: 11	H: 2 LOB: 1 BB: 0 P: 12	R: 0 E: 0 K: 1 S: 12	H: 1 LOB: 2 BB: 1 P: 24	R: 0 E: 0 K: 0 S: 6	H: 0 LOB: 1 BB: 1 P: 13	1B: 5 2B: 2 3B: 1 HR: 2	SF: 1 SAC: 0 DP: 0 HBP: 0	WP: 0 PB: 0 SB: 1 CS: 0	PA: 35							
<b>PITCHER</b>	IP	WLS	BF	H	R	ER	SO	BB	IBB	HBP	BLK	WP	HR	S	P	ERA	WHIP										
51 Jesse Litsch, R ERA: 4.01	6.2	L	29	10	3	3	2	0	0	0	0	0	0	6	13	4.05	1.500										
56 Brian Tallet, L ERA: 2.93	0.1		2	0	0	0	1	1	0	0	0	0	0	6	13	0.00	3.000										
54 Jason Frasor, R ERA: 3.98	1.0		4	0	0	0	0	1	0	0	0	0	0	6	13	0.00	1.000										

Toronto Blue Jays @ Tampa Bay Rays  
Tropicana Field, St. Petersburg, FL  
Thu Aug 28 2008, 7:10 PM EDT  
Att: 14,039 - Dome - 72 F

AB	32
R	3
H	10
RBI	3
BB	2
SO	3
LOB	13





Batter	1	2	3	4	5	6	7	8	9	AB	R	H	RBI	BB	SO	LOB	TOP				
1 Joe Inglett, L OBP: 0.357, SLG: 0.413 (1,4)										4	0	1	0	0	0	3	<b>Toronto Blue Jays @ New York Yankees</b> Yankee Stadium, Bronx, NY Fri Aug 29 2008, 7:05 PM EDT Att: 53,088 - Cloudy - 73 F				
19 Marco Scutaro, R OBP: 0.346, SLG: 0.346 (1,6)										3	0	1	1	0	1	3					
15 Alex Rios, R OBP: 0.337, SLG: 0.446 (1,9)										4	0	0	0	0	2	2					
10 Vernon Wells, R OBP: 0.336, SLG: 0.480 (1,8)										4	0	1	0	0	0	1					
26 Adam Lind, L OBP: 0.331, SLG: 0.496 (1,10)										3	0	0	0	1	2	1					
35 Lyle Overbay, L OBP: 0.367, SLG: 0.415 (1,3)										4	0	0	0	0	0	2					
20 Rod Barajas, R OBP: 0.308, SLG: 0.435 (6, PR)										3	0	1	0	0	0	0					
David Eckstein, R OBP: 0.353, SLG: 0.357 (8, PR)										0	0	0	0	0	0	0					
Gregg Zaun, S OBP: 0.330, SLG: 0.345 (8, 2)										0	0	0	0	0	0	0					
33 Scott Rolen, R OBP: 0.349, SLG: 0.399 (1,5)										2	0	0	0	1	0	0					
45 Travis Snider, L OBP: 0.333, SLG: 0.667 (1,7)										3	1	1	0	0	1	2					
<b>Inning Stats</b>	R: 0 E: 0 K: 0 S: 10	H: 1 LOB: 1 BB: 0 P: 16	R: 0 E: 0 K: 0 S: 7	H: 0 LOB: 0 BB: 1 P: 12	R: 0 E: 0 K: 0 S: 4	H: 0 LOB: 0 BB: 0 P: 6	R: 0 E: 0 K: 0 S: 5	H: 0 LOB: 0 BB: 0 P: 8	R: 0 E: 0 K: 1 S: 9	H: 2 LOB: 1 BB: 0 P: 18	R: 0 E: 0 K: 1 S: 6	H: 0 LOB: 0 BB: 0 P: 9	R: 0 E: 0 K: 2 S: 12	H: 1 LOB: 3 BB: 1 P: 20	R: 0 E: 0 K: 2 S: 9	H: 1 LOB: 3 BB: 0 P: 12	1B: 3 2B: 2 3B: 0 HR: 0	SF: 0 SAC: 1 DP: 1 HBP: 0	WP: 0 PB: 0 SB: 0 CS: 0	PA: 33	
<b>PITCHER</b>	IP WLS BF H R ER SO BB IBB HBP BLK WP HR S P ERA WHIP	IP WLS BF H R ER SO BB IBB HBP BLK WP HR S P ERA WHIP	IP WLS BF H R ER SO BB IBB HBP BLK WP HR S P ERA WHIP	IP WLS BF H R ER SO BB IBB HBP BLK WP HR S P ERA WHIP	IP WLS BF H R ER SO BB IBB HBP BLK WP HR S P ERA WHIP	IP WLS BF H R ER SO BB IBB HBP BLK WP HR S P ERA WHIP	IP WLS BF H R ER SO BB IBB HBP BLK WP HR S P ERA WHIP	IP WLS BF H R ER SO BB IBB HBP BLK WP HR S P ERA WHIP	IP WLS BF H R ER SO BB IBB HBP BLK WP HR S P ERA WHIP	IP WLS BF H R ER SO BB IBB HBP BLK WP HR S P ERA WHIP	IP WLS BF H R ER SO BB IBB HBP BLK WP HR S P ERA WHIP	IP WLS BF H R ER SO BB IBB HBP BLK WP HR S P ERA WHIP	IP WLS BF H R ER SO BB IBB HBP BLK WP HR S P ERA WHIP	IP WLS BF H R ER SO BB IBB HBP BLK WP HR S P ERA WHIP	IP WLS BF H R ER SO BB IBB HBP BLK WP HR S P ERA WHIP	IP WLS BF H R ER SO BB IBB HBP BLK WP HR S P ERA WHIP	IP WLS BF H R ER SO BB IBB HBP BLK WP HR S P ERA WHIP	IP WLS BF H R ER SO BB IBB HBP BLK WP HR S P ERA WHIP	IP WLS BF H R ER SO BB IBB HBP BLK WP HR S P ERA WHIP	IP WLS BF H R ER SO BB IBB HBP BLK WP HR S P ERA WHIP	IP WLS BF H R ER SO BB IBB HBP BLK WP HR S P ERA WHIP

AB	30
R	1
H	5
RBI	1
BB	2
SO	6
LOB	14



Batter	1	2	3	4	5	6	7	8	9	AB	R	H	RBI	BB	SO	LOB	BOTTOM				
18 Johnny Damon, L OBP: 0.387, SLG: 0.460 (1,8)										3	1	2	0	1	0	0	<b>Toronto Blue Jays @ New York Yankees</b> Yankee Stadium, Bronx, NY Fri Aug 29 2008, 7:05 PM EDT Att: 53,088 - Cloudy - 73 F				
2 Derek Jeter, R OBP: 0.352, SLG: 0.400 (1,6)										4	0	0	0	0	2	4					
Bobby Abreu, L OBP: 0.370, SLG: 0.465 (1,9)										4	1	2	1	0	1	0					
13 Alex Rodriguez, R OBP: 0.395, SLG: 0.579 (1,5)										3	0	1	0	0	0	1					
Jason Giambi, L OBP: 0.377, SLG: 0.511 (1,3)										2	0	0	1	0	2	0					
12 Cody Ransom, R OBP: 0.800, SLG: 2.500 (9, 3)										0	0	0	0	0	0	0					
22 Xavier Nady, R OBP: 0.379, SLG: 0.543 (1,7)										3	0	0	0	0	2	1					
55 Hideki Matsui, L OBP: 0.388, SLG: 0.448 (1,10)										3	0	0	0	0	0	0					
24 Robinson Cano, L OBP: 0.306, SLG: 0.408 (1,4)										3	0	2	0	0	0	0					
Ivan Rodriguez, R OBP: 0.323, SLG: 0.392 (1,2)										3	0	0	0	0	1	2					
<b>Inning Stats</b>	R: 0 E: 0 K: 0 S: 6	H: 1 LOB: 0 BB: 0 P: 9	R: 0 E: 0 K: 2 S: 7	H: 0 LOB: 0 BB: 0 P: 11	R: 0 E: 0 K: 0 S: 8	H: 0 LOB: 0 BB: 0 P: 13	R: 2 E: 0 K: 1 S: 12	H: 3 LOB: 1 BB: 0 P: 18	R: 0 E: 0 K: 1 S: 8	H: 1 LOB: 0 BB: 0 P: 12	R: 0 E: 0 K: 2 S: 11	H: 1 LOB: 1 BB: 0 P: 14	R: 0 E: 0 K: 1 S: 6	H: 0 LOB: 0 BB: 0 P: 11	R: 0 E: 0 K: 1 S: 6	H: 0 LOB: 0 BB: 0 P: 11	1B: 5 2B: 2 3B: 0 HR: 0	SF: 1 SAC: 0 DP: 2 HBP: 0	WP: 0 PB: 0 SB: 1 CS: 0	PA: 30	
<b>PITCHER</b>	IP WLS BF H R ER SO BB IBB HBP BLK WP HR S P ERA WHIP	IP WLS BF H R ER SO BB IBB HBP BLK WP HR S P ERA WHIP	IP WLS BF H R ER SO BB IBB HBP BLK WP HR S P ERA WHIP	IP WLS BF H R ER SO BB IBB HBP BLK WP HR S P ERA WHIP	IP WLS BF H R ER SO BB IBB HBP BLK WP HR S P ERA WHIP	IP WLS BF H R ER SO BB IBB HBP BLK WP HR S P ERA WHIP	IP WLS BF H R ER SO BB IBB HBP BLK WP HR S P ERA WHIP	IP WLS BF H R ER SO BB IBB HBP BLK WP HR S P ERA WHIP	IP WLS BF H R ER SO BB IBB HBP BLK WP HR S P ERA WHIP	IP WLS BF H R ER SO BB IBB HBP BLK WP HR S P ERA WHIP	IP WLS BF H R ER SO BB IBB HBP BLK WP HR S P ERA WHIP	IP WLS BF H R ER SO BB IBB HBP BLK WP HR S P ERA WHIP	IP WLS BF H R ER SO BB IBB HBP BLK WP HR S P ERA WHIP	IP WLS BF H R ER SO BB IBB HBP BLK WP HR S P ERA WHIP	IP WLS BF H R ER SO BB IBB HBP BLK WP HR S P ERA WHIP	IP WLS BF H R ER SO BB IBB HBP BLK WP HR S P ERA WHIP	IP WLS BF H R ER SO BB IBB HBP BLK WP HR S P ERA WHIP	IP WLS BF H R ER SO BB IBB HBP BLK WP HR S P ERA WHIP	IP WLS BF H R ER SO BB IBB HBP BLK WP HR S P ERA WHIP	IP WLS BF H R ER SO BB IBB HBP BLK WP HR S P ERA WHIP	IP WLS BF H R ER SO BB IBB HBP BLK WP HR S P ERA WHIP

AB	28
R	2
H	7
RBI	2
BB	1
SO	8
LOB	8









Batter	1	2	3	4	5	6	7	8	9	AB R H RBI BB SO LOB	TOP									
19 Marco Scutaro, R OBP: 0.346, SLG: 0.348										4 2 1 0 1 2 0	<b>Toronto Blue Jays @ New York Yankees</b> Yankee Stadium, Bronx, NY Sun Aug 31 2008, 1:05 PM EDT Att: 53,634 - Partly Cloudy - 80 F									
David Eckstein, R OBP: 0.354, SLG: 0.358										4 0 2 1 0 1 0										
15 Alex Rios, R OBP: 0.336, SLG: 0.442										4 1 1 0 0 1 2										
10 Vernon Wells, R OBP: 0.344, SLG: 0.491										3 1 2 1 1 0 1										
20 Rod Barajas, R OBP: 0.308, SLG: 0.436										4 0 1 2 0 1 3										
26 Adam Lind, L OBP: 0.327, SLG: 0.485										4 0 0 0 0 1 1										
1 Joe Inglett, L OBP: 0.358, SLG: 0.413										0 0 0 0 0 0 0										
19 José Bautista, R OBP: 0.316, SLG: 0.393										3 0 1 0 0 1 1										
35 Lyle Overbay, L OBP: 0.366, SLG: 0.414										1 0 0 0 0 1 0										
33 Scott Rolen, R OBP: 0.348, SLG: 0.406										4 1 1 1 0 1 1										
6 John McDonald, R OBP: 0.264, SLG: 0.285										4 1 1 0 0 0 1										
<b>Inning Stats</b>	R: 3 H: 3 E: 0 K: 2 S: 19	H: 3 LOB: 1 BB: 1 P: 30	R: 1 H: 1 E: 0 K: 0 S: 13	H: 1 LOB: 0 BB: 0 P: 17	R: 0 H: 1 E: 0 K: 0 S: 6	H: 1 LOB: 0 BB: 0 P: 11	R: 0 H: 1 E: 0 K: 1 S: 16	H: 1 LOB: 1 BB: 0 P: 19	R: 0 H: 0 E: 0 K: 0 S: 7	H: 0 LOB: 0 BB: 0 P: 12	R: 2 H: 3 E: 0 K: 2 S: 20	H: 3 LOB: 2 BB: 1 P: 34	R: 0 H: 0 E: 0 K: 1 S: 9	H: 0 LOB: 0 BB: 0 P: 10	R: 0 H: 0 E: 0 K: 2 S: 8	H: 0 LOB: 0 BB: 0 P: 9	1B: 6 2B: 3 3B: 0 HR: 1	SF: 0 SAC: 1 DP: 1 HBP: 0	WP: 1 PB: 0 SB: 0 CS: 0	PA: 38
<b>PITCHER</b>	IP WLS BF H R ER SO BB IBB HBP BLK WP HR S P ERA WHIP											IP WLS BF H R ER SO BB IBB HBP BLK WP HR S P ERA WHIP								
Andy Pettitte, L ERA: 4.52	(1, 1) 6.1 L 29 10 6 6 4 1 0 0 0 0 0 1 78 112 8.53 1.737																			
41 Jose Veras, R ERA: 3.51	(7, 1) 0.2 3 0 0 0 2 0 1 0 0 1 0 12 22 0.00 0.000																			
91 Alfredo Aceves, R ERA:	(8, 1) 2.0 6 0 0 0 3 0 0 0 0 0 0 0 17 19 0.00 0.000																			

Batter	1	2	3	4	5	6	7	8	9	AB R H RBI BB SO LOB	BOTTOM											
18 Johnny Damon, L OBP: 0.385, SLG: 0.456										5 0 2 0 0 1 0	<b>Toronto Blue Jays @ New York Yankees</b> Yankee Stadium, Bronx, NY Sun Aug 31 2008, 1:05 PM EDT Att: 53,634 - Partly Cloudy - 80 F											
2 Derek Jeter, R OBP: 0.351, SLG: 0.398										4 0 0 0 0 0 2												
Bobby Abreu, L OBP: 0.371, SLG: 0.464										4 0 1 0 0 0 2												
13 Alex Rodriguez, R OBP: 0.394, SLG: 0.580										3 1 1 1 0 0 2												
Jason Giambi, L OBP: 0.379, SLG: 0.516										3 1 1 1 0 0 0												
22 Xavier Nady, R OBP: 0.377, SLG: 0.540										4 0 2 0 0 0 2												
55 Hideki Matsui, L OBP: 0.384, SLG: 0.446										4 0 1 0 0 0 3												
24 Robinson Canó, L OBP: 0.305, SLG: 0.412										4 0 0 0 0 1 3												
26 José Molina, R OBP: 0.271, SLG: 0.321										3 0 0 0 0 1 2												
Wilson Betemit, S OBP: 0.287, SLG: 0.403										1 0 0 0 0 0 0												
<b>Inning Stats</b>	R: 0 H: 1 E: 0 K: 1 S: 11	H: 1 LOB: 0 BB: 0 P: 15	R: 0 H: 1 E: 0 K: 0 S: 8	H: 1 LOB: 0 BB: 0 P: 10	R: 0 H: 1 E: 0 K: 0 S: 15	H: 1 LOB: 1 BB: 0 P: 20	R: 1 H: 3 E: 0 K: 1 S: 17	H: 3 LOB: 2 BB: 0 P: 23	R: 0 H: 1 E: 0 K: 0 S: 7	H: 1 LOB: 0 BB: 0 P: 11	R: 1 H: 1 E: 0 K: 0 S: 13	H: 1 LOB: 0 BB: 0 P: 17	R: 0 H: 0 E: 0 K: 1 S: 5	H: 0 LOB: 0 BB: 0 P: 7	R: 0 H: 0 E: 0 K: 0 S: 8	H: 0 LOB: 2 BB: 0 P: 14	R: 0 H: 0 E: 0 K: 0 S: 9	H: 0 LOB: 0 BB: 0 P: 15	1B: 5 2B: 1 3B: 0 HR: 2	SF: 0 SAC: 0 DP: 0 HBP: 2	WP: 1 PB: 0 SB: 0 CS: 0	PA: 37
<b>PITCHER</b>	IP WLS BF H R ER SO BB IBB HBP BLK WP HR S P ERA WHIP											IP WLS BF H R ER SO BB IBB HBP BLK WP HR S P ERA WHIP										
32 Roy Halladay, R ERA: 2.69	(1, 1) 7.0 W 29 8 2 2 3 0 0 0 0 0 0 2 76 103 2.57 1.143																					
37 Scott Downs, L ERA: 1.27	(8, 1) 1.0 5 0 0 0 0 0 0 2 0 0 0 8 14 0.00 0.000																					
22 Brandon League, R ERA: 2.08	(9, 1) 1.0 3 0 0 0 0 0 0 0 0 0 0 9 15 0.00 0.000																					



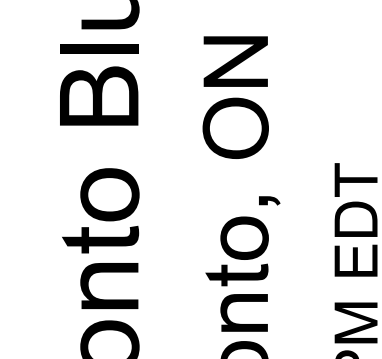
Batter	1	2	3	4	5	6	7	8	9	AB	R	H	RBI	BB	SO	LOB	TOP			
<b>2 Denard Span, L</b> OBP: 0.382, SLG: 0.443										5	1	1	1	0	2	2	<b>Minnesota Twins @ Toronto Blue Jays</b> Rogers Centre, Toronto, ON Tue Sep 02 2008, 7:07 PM EDT Att: 21,254 - Clear - 79 F			
<b>25 Alexi Casilla, S</b> OBP: 0.338, SLG: 0.412										4	1	1	0	0	0	1				
<b>7 Joe Mauer, L</b> OBP: 0.413, SLG: 0.445										3	1	2	1	0	0	0				
<b>33 Justin Morneau, L</b> OBP: 0.387, SLG: 0.517										4	1	1	1	0	0	2				
<b>16 Jason Kubel, L</b> OBP: 0.342, SLG: 0.470										4	0	1	0	0	0	4				
<b>Randy Ruiz, R</b> OBP: 0.342, SLG: 0.396										3	0	0	0	1	1	2				
<b>21 Delmon Young, R</b> OBP: 0.331, SLG: 0.397										4	0	2	1	0	1	1				
<b>32 Brian Buscher, L</b> OBP: 0.342, SLG: 0.423										2	0	0	0	1	1	3				
<b>27 Matt Macri, R</b> OBP: 0.394, SLG: 0.484										1	0	0	0	0	1	0				
<b>Nick Punto, S</b> OBP: 0.342, SLG: 0.404										4	1	1	0	0	1	2				
<b>Inning Stats</b>	R: 0 E: 0 K: 0 S: 7	H: 1 LOB: 2 BB: 0 P: 15	R: 0 E: 0 K: 2 S: 14	H: 0 LOB: 2 BB: 2 P: 29	R: 3 E: 0 K: 2 S: 20	H: 4 LOB: 1 BB: 0 P: 30	R: 2 E: 0 K: 0 S: 14	H: 2 LOB: 0 BB: 0 P: 22	R: 0 E: 0 K: 0 S: 6	H: 0 LOB: 0 BB: 0 P: 7	R: 0 E: 0 K: 0 S: 7	H: 0 LOB: 0 BB: 0 P: 9	R: 0 E: 0 K: 1 S: 6	H: 0 LOB: 0 BB: 0 P: 10	R: 0 E: 0 K: 2 S: 13	H: 0 LOB: 0 BB: 0 P: 18	1B: 9 2B: 0 3B: 0 HR: 0	SF: 1 SAC: 0 DP: 1 HBP: 1	WP: 1 PB: 0 SB: 2 CS: 0	PA: 38
<b>PITCHER</b>	IP WLS BF H R ER SO BB IBB HBP BLK WP HR S P ERA WHIP																ERA WHIP			
<b>25 David Purcey, L</b> ERA: 6.15	(1, 1) 3.0 19 7 5 5 4 2 0 1 0 1 0 47 86 15.00 3.000																			
<b>56 Brian Tallet, L</b> ERA: 3.13	(4, 1) 2.0 7 2 0 0 0 0 0 0 0 0 0 15 17 0.00 1.000																			
<b>39 Jesse Carlson, L</b> ERA: 2.03	(6, 1) 2.0 W 6 0 0 0 0 0 0 0 0 0 0 13 16 0.00 0.000																			
<b>37 Scott Downs, L</b> ERA: 1.25	(8, 1) 1.0 H 3 0 0 0 1 0 0 0 0 0 0 6 10 0.00 0.000																			
<b>52 B.J. Ryan, L</b> ERA: 2.57	(9, 1) 1.0 S 3 0 0 0 2 0 0 0 0 0 0 0 13 18 0.00 0.000																			

Batter	1	2	3	4	5	6	7	8	9	AB	R	H	RBI	BB	SO	LOB	BOTTOM			
<b>19 Marco Scutaro, R</b> OBP: 0.349, SLG: 0.349										4	2	0	1	0	0	0	<b>Minnesota Twins @ Toronto Blue Jays</b> Rogers Centre, Toronto, ON Tue Sep 02 2008, 7:07 PM EDT Att: 21,254 - Clear - 79 F			
<b>19 José Bautista, R</b> OBP: 0.322, SLG: 0.411										5	2	4	2	0	0	1				
<b>15 Alex Rios, R</b> OBP: 0.340, SLG: 0.453										5	1	4	2	0	1	1				
<b>10 Vernon Wells, R</b> OBP: 0.348, SLG: 0.491										4	0	2	1	1	0	1				
<b>20 Rod Barajas, R</b> OBP: 0.303, SLG: 0.429										5	0	0	0	0	1	5				
<b>26 Adam Lind, L</b> OBP: 0.333, SLG: 0.490										4	0	3	0	0	0	0				
<b>Brad Wilkerson, L</b> OBP: 0.311, SLG: 0.317										1	0	0	0	0	1	3				
<b>33 Scott Rolen, R</b> OBP: 0.347, SLG: 0.402										3	1	0	0	1	0	4				
<b>35 Lyle Overbay, L</b> OBP: 0.367, SLG: 0.421										4	1	2	2	0	1	3				
<b>6 John McDonald, R</b> OBP: 0.257, SLG: 0.277										4	0	0	0	0	1	3				
<b>Inning Stats</b>	R: 0 E: 0 K: 0 S: 8	H: 2 LOB: 1 BB: 0 P: 12	R: 0 E: 0 K: 1 S: 12	H: 2 LOB: 0 BB: 0 P: 19	R: 1 E: 0 K: 0 S: 10	H: 3 LOB: 1 BB: 0 P: 16	R: 0 E: 0 K: 0 S: 8	H: 1 LOB: 0 BB: 0 P: 13	R: 3 E: 0 K: 0 S: 18	H: 2 LOB: 0 BB: 1 P: 28	R: 2 E: 0 K: 1 S: 13	H: 2 LOB: 1 BB: 1 P: 22	R: 0 E: 0 K: 1 S: 14	H: 2 LOB: 2 BB: 0 P: 18	R: 1 E: 0 K: 2 S: 12	H: 3 LOB: 3 BB: 1 P: 20	1B: 12 2B: 2 3B: 0 HR: 3	SF: 0 SAC: 0 DP: 1 HBP: 0	WP: 0 PB: 0 SB: 0 CS: 0	PA: 42
<b>PITCHER</b>	IP WLS BF H R ER SO BB IBB HBP BLK WP HR S P ERA WHIP																ERA WHIP			
<b>15 Glen Perkins, L</b> ERA: 4.08	(1, 1) 5.0 24 10 4 4 4 1 1 0 0 0 0 1 56 88 7.20 2.200																			
<b>26 Boof Bonser, R</b> ERA: 6.17	(6, 1) 1.0 L 6 2 2 2 1 1 0 0 0 0 0 1 13 22 18.00 3.000																			
<b>28 Jesse Crain, R</b> ERA: 3.93	(7, 1) 0.2 4 2 0 0 0 0 0 0 0 0 0 11 15 0.00 3.000																			
<b>Dennys Reyes, L</b> ERA: 2.31	(7, 1) 0.1 1 0 0 0 1 0 0 0 0 0 0 3 3 0.00 0.000																			
<b>54 Matt Guerrier, R</b> ERA: 4.63	(8, 1) 0.2 6 3 1 1 1 0 1 0 0 0 0 9 16 13.50 4.500																			

AB 34  
R 5  
H 9  
RBI 4  
BB 2  
SO 7  
LOB 17



AB 39  
R 7  
H 17  
RBI 7  
BB 3  
SO 5  
LOB 21





Batter	1	2	3	4	5	6	7	8	9	10	11	AB	R	H	RBI	BB	SO	LOB	TOP				
2 Denard Span, L OBP: 0.378, SLG: 0.436	(1, 9) 2-3 C SI 95 F KC 82 B KC 83 C SI 95		X FF 93 0-0 1B		F CH 87 F KC 81 F KC 82 S KC 82		S KC 82 S KC 82 S KC 81	B SI 89 1-0 X SI 89	B SI 96 2-1 B SI 97 B SI 98 X SI 97			6	0	1	0	0	3	6					
25 Alexi Casilla, S OBP: 0.334, SLG: 0.405	(1, 4) 1-0 B FF 96 X SI 94		1 SAFE C SI 93 I SAFE C FF 93 B KC 91 I SAFE B SI 91 B SI 95 X FF 95	G3	C KC 82 X FF 94		B SI 94 4-0 B SI 94 B SI 94 B SI 94		B FF 98 1-1 B SI 94 C FF 88 X FF 88	B SI 97 1-1 X SI 98		5	1	0	0	1	0	3					
7 Joe Mauer, L OBP: 0.412, SLG: 0.445	(1, 2) 2-1 C FF 96 B CH 89 B SI 97 X SI 96		C CH 88 2-3 B KC 84 B KC 82 S CH 90		B KC 80 1-1 C FF 93 X FF 93		B SI 89 3-1 B SI 90 B SI 90 B SI 90		C FF 89 1-1 B SI 94 C FF 88 X FF 88				6	0	2	3	0	1	0				
33 Justin Morneau, L OBP: 0.390, SLG: 0.519	(1, 3) 0-2 C FF 96 X KC 83				B CH 88 4-1 B CH 89 B FF 94 B FF 94		B SI 89 4-0 B SI 89 B SI 89		F SI 82 1-2 B SI 94 C FF 88 X SI 94			4	1	2	0	2	0	0					
16 Jason Kubel, L OBP: 0.338, SLG: 0.466	(1, 7) 2-3 B FF 96 B SI 96 B SI 96 C KC 83				C FF 96 2-1 B KC 79 X SI 95		B SI 94 1-2 B SI 94 C KC 83 C KC 80 X CH 87		B FF 99 4-0 B FF 99 B FF 97			5	0	1	0	1	1	5					
32 Brian Buscher, L OBP: 0.337, SLG: 0.416	(1, 10) 1-3 B FF 93 S CH 88 S KC 83				X SI 94 0-0		C CH 88 2-1 B CH 88 B KC 81 X FF 94		S FF 98 3-2 C FF 88 D SL 89 B SI 90 C FF 88 X FF 88			3	0	0	0	0	1	2					
23 Brendan Harris, R OBP: 0.319, SLG: 0.388	(8, PH) (9, 10) 0-1 C FF 96 X CH 88				B FF 94 1-0 X SI 93		C FF 92 4-2 C FF 94 B KC 86 B KC 86 B KC 86 B KC 81		C SI 87 0-1 X SI 88			4	1	1	0	1	0	3					
Nick Punto, S OBP: 0.343, SLG: 0.402	(1, 6) 4-0 B FF 96 B SI 94 B FF 94				X FF 92 0-0		B CH 87 3-2 B KC 79 B SI 90 C SI 91 C SI 95 C CU 75		1 SAFE C SI 95 C CU 75			4	0	2	0	1	1	2					
20 Matt Tolbert, S OBP: 0.323, SLG: 0.368	(1, 5) 3-3 B FF 94 B KC 81 F FF 95 I SAFE B SI 91 B SI 96 C FF 96 C FF 96				B FF 96 3-3 B KC 81 F FF 95 I SAFE B SI 91 B SI 96 C FF 96 C FF 96		B FF 96 3-3 B KC 81 F FF 95 I SAFE B SI 91 B SI 96 C FF 96 C FF 96		L SI 97 0-1 X SI 97			2	0	0	0	0	2	2					
22 Carlos Gómez, R OBP: 0.333, SLG: 0.400	(1, 8) (7, PH) (7, PR) (7, 9) 1-2 B FF 96 B KC 81 F FF 95 I SAFE B SI 91 B SI 96 C FF 96 C FF 96				B FF 96 3-3 B KC 81 F FF 95 I SAFE B SI 91 B SI 96 C FF 96 C FF 96		B FF 96 3-3 B KC 81 F FF 95 I SAFE B SI 91 B SI 96 C FF 96 C FF 96					2	0	0	0	0	2	2					
21 Delmon Young, R OBP: 0.333, SLG: 0.400	(1, 8) (7, PH) (7, PR) (7, 9) 1-2 B FF 96 B KC 81 F FF 95 I SAFE B SI 91 B SI 96 C FF 96 C FF 96				B FF 96 3-3 B KC 81 F FF 95 I SAFE B SI 91 B SI 96 C FF 96 C FF 96		B FF 96 3-3 B KC 81 F FF 95 I SAFE B SI 91 B SI 96 C FF 96 C FF 96					2	0	0	0	0	2	2					
11 Jason Pridie, L OBP: 0.333, SLG: 0.400	(1, 8) (7, PH) (7, PR) (7, 9) 1-2 B FF 96 B KC 81 F FF 95 I SAFE B SI 91 B SI 96 C FF 96 C FF 96				B FF 96 3-3 B KC 81 F FF 95 I SAFE B SI 91 B SI 96 C FF 96 C FF 96		B FF 96 3-3 B KC 81 F FF 95 I SAFE B SI 91 B SI 96 C FF 96 C FF 96					2	0	0	0	0	2	2					
Inning Stats	R: 0 E: 0 K: 2 S: 12	H: 2 LOB: 2 BB: 0 P: 19	R: 0 E: 0 K: 2 S: 10	H: 0 LOB: 1 BB: 1 P: 18	R: 0 E: 0 K: 1 S: 7	H: 1 LOB: 0 BB: 0 P: 12	R: 0 E: 0 K: 0 S: 5	H: 0 LOB: 1 BB: 1 P: 12	R: 0 E: 0 K: 2 S: 11	H: 1 LOB: 1 BB: 0 P: 15	R: 0 E: 0 K: 1 S: 9	H: 1 LOB: 2 BB: 1 P: 14	R: 1 E: 0 K: 0 S: 14	H: 2 LOB: 2 BB: 1 P: 24	R: 0 E: 0 K: 0 S: 9	H: 1 LOB: 1 BB: 0 P: 15	R: 0 E: 0 K: 0 S: 6	H: 0 LOB: 0 BB: 0 P: 9	1B: 7 2B: 3 3B: 1 HR: 0	SF: 0 SAC: 1 DP: 0 HBP: 0	WP: 1 PB: 0 SB: 1 CS: 1	PA: 50	
PITCHER	IP 6.2	WLS 1	BF 29	H 6	R 3	ER 3	SO 8	BB 0	IBB 0	HBP 0	BLK 0	WP 0	HR 0	S 64	P 113	ERA 4.05	WHIP 1.500						
A.J. Burnett, R ERA: 4.47	(1, 1)																						
37 Scott Downs, L ERA: 1.23	(7, 1)	1.1	B	8	2	0	0	1	2	0	0	0	0	0	12	25	0.00	3.000					
52 B.J. Ryan, L ERA: 2.7	(9, 1)	1.0		6	2	1	1	0	1	0	0	0	1	0	14	24	9.00	3.000					
22 Brandon League, R ERA: 2.0	(10, 1)	1.0		4	1	0	0	0	0	0	0	0	0	0	15	15	0.00	1.000					
39 Jesse Carlson, L ERA: 1.98	(11, 1)	1.0	W	3	0	0	0	0	0	0	0	0	0	6	9	0.00	0.000						

Minnesota Twins @ Toronto Blue Jays  
Rogers Centre, Toronto, ON  
Wed Sep 03 2008, 7:07 PM EDT  
Att. 21,475 - Clear - 84 F

AB	42
R	4
H	11
RBI	4
BB	7
SO	9
LOB	23



Batter	1	2	3	4	5	6	7	8	9	10	11	AB	R	H	RBI	BB	SO	LOB	BOTTOM					
1 Joe Inglett, L OBP: 0.357, SLG: 0.423	(1, 4) 0-0 X SI 91		C SI 90 0-1 X SI 91		C SI 91 1-2 B SI 89 B SI 92		IN 79 4-0 IN 81 IN 81		B FF 94 3-3 B SI 94 B SI 94 B SI 94			3	1	1	2	0	0	1						
19 José Bautista, R OBP: 0.324, SLG: 0.411	(7, PH) (8, 6) 1-1 C SI 92 B CU 77 X SI 90		C CU 78 0-1 X SI 91		C SI 91 1-2 B SI 89 B SI 92		IN 79 4-0 IN 81 IN 81		B FF 94 3-3 B SI 94 B SI 94 B SI 94			0	0	0	0	1	0	0						
6 John McDonald, R OBP: 0.280, SLG: 0.280	(8, 6) 1-1 C SI 92 B CU 77 X SI 90		C CU 78 0-1 X SI 91		C SI 91 1-2 B SI 89 B SI 92		IN 79 4-0 IN 81 IN 81		B FF 94 3-3 B SI 94 B SI 94 B SI 94			2	0	1	1	0	1	2						
19 Marco Scutaro, R OBP: 0.345, SLG: 0.345	(1, 6) (8, 4) 1-1 C SI 92 B CU 77 X SI 90		C CU 78 0-1 X SI 91		C SI 91 1-2 B SI 89 B SI 92		IN 79 4-0 IN 81 IN 81		B FF 94 3-3 B SI 94 B SI 94 B SI 94			5	0	0	0	0	0	3						
15 Alex Rios, R OBP: 0.340, SLG: 0.458	(1, 9) 1-0 B CH 84 X FC 99		C CH 84 2-3 B CU 80 F CU 78 C SI 92		C SI 91 1-2 B SI 89 B SI 92		B FC 85 1-2 C FC 86 X FC 86 X FC 79		B FC 85 1-2 C FC 86 X FC 86 X FC 79			5	0	2	0	0	1	0						
10 Vernon Wells, R OBP: 0.346, SLG: 0.485	(1, 8) 0-3 C CU 76 S FC 88		B SI 91 1-0 X SI 91		C SI 91 1-2 B SI 89 B SI 92		B FC 85 1-2 C FC 86 X FC 86 X FC 79		B FC 85 1-2 C FC 86 X FC 86 X FC 79			4	0	0	0	1	1	1						
26 Adam Lind, L OBP: 0.335, SLG: 0.486	(1, 7) 3-2 B SI 91 B SI 92 B SI 92 X SI 94		B SI 91 3-2 C FC 88 B FC 88 S CH 91 S FC 90		C SI 91 1-2 B SI 89 B SI 92		B FC 85 1-2 C FC 86 X FC 86 X FC 79		B FC 85 1-2 C FC 86 X FC 86 X FC 79			4	0	1	0	1	1	0						
20 Rod Barajas, R OBP: 0.303, SLG: 0.428	(1, 2) 2-2 B CU 78 F SI 88 F SI 91 F SI 98		C FC 88 0-3 F SI 91 S CU 80		C SI 91 1-2 B SI 89 B SI 92		B FC 85 1-2 C FC 86 X FC 86 X FC 79		B FC 85 1-2 C FC 86 X FC 86 X FC 79			3	0	1	0	0	2	1						
Kevin Mench, R OBP: 0.313, SLG: 0.357	(7, PR) 2-2 B CU 78 F SI 88 F SI 91 F SI 98		C FC 88 0-3 F SI 91 S CU 80		C SI 91 1-2 B SI 89 B SI 92		B FC 85 1-2 C FC 86 X FC 86 X FC 79		B FC 85 1-2 C FC 86 X FC 86 X FC 79			0	1	0	0	0	0	0						
Grego Zaun, S OBP: 0.332, SLG: 0.340	(8, 2) 2-2 B CU 78 F SI 88 F SI 91 F SI 98		C FC 88 0-3 F SI 91 S CU 80		C SI 91 1-2 B SI 89 B SI 92		B FC 85 1-2 C FC 86 X FC 86 X FC 79		B FC 85 1-2 C FC 86 X FC 86 X FC 79			0	0	0	0	1	0	0						
7 Curtis Thigpen, R OBP: 0.250, SLG: 0.143	(9, PR) (10, 2) 0-0 X SI 91		B SI 91 0-0 X SI 91		C SI 91 1-2 B SI 89 B SI 92		B FC 85 1-2 C FC 86 X FC 86 X FC 79		B FC 85 1-2 C FC 86 X FC 86 X FC 79			1	1	0	0	0	1	3						
35 Lyle Overbay, L OBP: 0.365, SLG: 0.418	(1, 3) 0-0 X SI 91		B SI 91 0-0 X SI 91		C SI 91 1-2 B SI 89 B SI 92		B FC 85 1-2 C FC 86 X FC 86 X FC 79		B FC 85 1-2 C FC 86 X FC 86 X FC 79			5	0	1	0	0	0	6						
33 Scott Rolen, R OBP: 0.345, SLG: 0.402	(1, 5) 3-3 B SI 91 B SI 92 B SI 92 X SI 94		C SI 91 3-3 B SI 91 B SI 92 B SI 92 X SI 94		C SI 91 1-2 B SI 89 B SI 92		B FC 85 1-2 C FC 86 X FC 86 X FC 79		B FC 85 1-2 C FC 86 X FC 86 X FC 79			5	1	1	0	0	1	3						
45 Travis Snider, L OBP: 0.333, SLG: 0.417	(1, 10) 2-0 B SI 91 B SI 91 X SI 91		B SI 91 2-0 B SI 91 X SI 91		C SI 91 1-2 B SI 89 B SI 92		B FC 85 1-2 C FC 86 X FC 86 X FC 79		B FC 85 1-2 C FC 86 X FC 86 X FC 79			5	1	3	0	0	0	2						
Inning Stats	R: 0 E: 0 K: 1 S: 7	H: 1 LOB: 1 BB: 0 P: 9	R: 0 E: 0 K: 1 S: 7	H: 0 LOB: 0 BB: 0 P: 12	R: 2 E: 0 K: 2 S: 13	H: 2 LOB: 0 BB: 0 P: 20	R: 0 E: 0 K: 2 S: 7	H: 0 LOB: 0 BB: 0 P: 10	R: 0 E: 0 K: 0 S: 5	H: 0 LOB: 0 BB: 0 P: 6	R: 1 E: 2 K: 0 S: 15	H: 1 LOB: 3 BB: 1 P: 24	R: 0 E: 0 K: 0 S: 8	H: 0 LOB: 0 BB: 0 P: 12	R: 1 E: 1 K: 1 S: 12	H: 1 LOB: 2 BB: 1 P: 24	R: 0 E: 0 K: 1 S: 10	H: 3 LOB: 3 BB: 2 P: 21	R: 1 E: 0 K: 0 S: 9	H: 3 LOB: 2 BB: 0 P: 14	1B: 7 2B: 2 3B: 1 HR: 1	SF: 0 SAC: 0 DP: 1 HBP: 0	WP: 0 PB: 0 SB: 0 CS: 0	PA: 46
PITCHER	IP 6.17	WLS 1	BF 1	H 1	R 0	ER 0	SO 0	BB 0	IBB 0	HBP 0	BLK 0	WP 0	HR 0	S 58	P 84	ERA 2.70	WHIP 0.900							
26 Boof Bonser, R ERA: 6.17	(11, 1)																							

Minnesota Twins @ Toronto Blue Jays  
Rogers Centre, Toronto, ON  
Wed Sep 03 2008, 7:07 PM EDT  
Att. 21,475 - Clear - 84 F

AB	42
R	5
H	11
RBI	3
BB	4
SO	8
LOB	22









Batter	1	2	3	4	5	6	7	8	9	AB	R	H	RBI	BB	SO	LOB	TOP								
1 Akinori Iwamura, L (1,4) OBP: 0.347, SLG: 0.381	E4 2B 23 SF9		G3		G3		FC1-5-2		K	5	1	0	0	0	1	3									
2 B.J. Upton, R (1,8) OBP: 0.382, SLG: 0.399	23 SF9 2B					K	K		E6 23 S	5	1	2	0	0	2	4									
23 Carlos Pena, L (1,3) OBP: 0.369, SLG: 0.491	SF9					K		G4-3	K	4	0	0	1	0	3	3									
15 Cliff Floyd, L (1,10) OBP: 0.360, SLG: 0.485 Rocco Baldelli, R (8,PH) OBP: 0.422, SLG: 0.590	SF9				K			G5-3		2	0	1	1	0	1	0									
16 Willy Aybar, S (1,5) OBP: 0.324, SLG: 0.418	K									1	0	0	0	0	0	0									
32 Eric Hinske, L (1,7) 9 Shawn Riggans, R (7,2) OBP: 0.293, SLG: 0.417		G3			P5			G4-3	K2-3	3	0	0	0	0	0	1									
30 Dioner Navarro, S (1,2) 38 Fernando Perez, R (7,PR) OBP: 1.000, SLG: 1.000		G4-3			G5-3					3	0	1	0	0	0	1									
26 Gabe Gross, L (1,9) 18 Ben Zobrist, S (9,PH) OBP: 0.343, SLG: 0.442							G3-1			3	0	1	0	0	1	0									
8 Jason Bartlett, R (1,6) OBP: 0.319, SLG: 0.352					L7		G3-1			4	0	2	2	0	0	0									
<b>Inning Stats</b>	R: 2 H: 1 E: 1 K: 1 S: 10	H: 1 LOB: 0 BB: 0 P: 15	R: 0 H: 0 E: 0 K: 1 S: 9	H: 0 LOB: 0 BB: 0 P: 14	R: 0 H: 1 E: 0 K: 1 S: 14	H: 1 LOB: 1 BB: 0 P: 20	R: 0 H: 1 E: 0 K: 1 S: 10	H: 1 LOB: 1 BB: 0 P: 12	R: 0 H: 0 E: 0 K: 0 S: 8	H: 0 LOB: 0 BB: 0 P: 14	R: 0 H: 1 E: 0 K: 2 S: 9	H: 1 LOB: 1 BB: 0 P: 13	R: 1 H: 3 E: 0 K: 1 S: 9	H: 3 LOB: 3 BB: 0 P: 13	R: 0 H: 1 E: 0 K: 1 S: 8	H: 1 LOB: 1 BB: 0 P: 12	R: 1 H: 2 E: 1 K: 2 S: 15	H: 2 LOB: 2 BB: 0 P: 25	1B: 7 2B: 3 HR: 0	SF: 2 SAC: 0 DP: 0 HBP: 0	WP: 0 PB: 0 SB: 1 CS: 0	PA: 39			
<b>PITCHER</b>	IP WLS BF ERA WHIP	IP WLS BF ERA WHIP	IP WLS BF ERA WHIP	IP WLS BF ERA WHIP	IP WLS BF ERA WHIP	IP WLS BF ERA WHIP	IP WLS BF ERA WHIP	IP WLS BF ERA WHIP	IP WLS BF ERA WHIP	IP WLS BF ERA WHIP	IP WLS BF ERA WHIP	IP WLS BF ERA WHIP	IP WLS BF ERA WHIP	IP WLS BF ERA WHIP	IP WLS BF ERA WHIP	IP WLS BF ERA WHIP	IP WLS BF ERA WHIP	IP WLS BF ERA WHIP	IP WLS BF ERA WHIP	IP WLS BF ERA WHIP	IP WLS BF ERA WHIP	IP WLS BF ERA WHIP	IP WLS BF ERA WHIP	IP WLS BF ERA WHIP	
32 Roy Halladay, R (1,1) ERA: 2.64	7.0 W 29	7 3 1 7	0 0 0 0	0 0 0 0	0 0 0 0	0 0 0 0	0 0 8 12	0.00 1.000																	
37 Scott Downs, L (8,1) ERA: 1.21	1.0 H 4	1 0 0 1	0 0 0 0	0 0 0 0	0 0 0 0	0 0 0 0	0 0 15 25	9.00 2.000																	
52 B.J. Ryan, L (9,1) ERA: 2.82	1.0 S 6	2 1 1 2	0 0 0 0	0 0 0 0	0 0 0 0	0 0 0 0																			

Tampa Bay Rays @ Toronto Blue Jays  
Rogers Centre, Toronto, ON  
Fri Sep 05 2008, 7:07 PM EDT  
Att: 32,477 - Roof Closed - 68 F

AB 37  
R 4  
H 10  
RBI 4  
BB 0  
SO 10  
LOB 15



Batter	1	2	3	4	5	6	7	8	9	AB	R	H	RBI	BB	SO	LOB	BOTTOM								
1 Joe Inglett, L (1,4) OBP: 0.357, SLG: 0.422	K	K			F8			F7		4	0	0	0	0	2	1									
6 John McDonald, R (1,6) OBP: 0.280, SLG: 0.286	G5-3		F9		L5			15 HR 2B		4	1	1	0	0	0	0									
15 Alex Rios, R (1,9) OBP: 0.342, SLG: 0.468	F7		HR		P3			2H HR		4	2	2	3	0	0	0									
10 Vernon Wells, R (1,8) OBP: 0.346, SLG: 0.494		20 1B 35 2B 2B	F7		F8			G6-3		4	1	1	0	0	0	0									
26 Adam Lind, L (1,10) OBP: 0.338, SLG: 0.488		20 1B 35 2B 1B	G4-3		G3-1			K		4	1	1	0	0	1	0									
20 Rod Barajas, R (1,2) OBP: 0.302, SLG: 0.424		35 2B 33 SF9 1B	G6-3		P3					3	1	1	0	0	0	0									
35 Lyle Overbay, L (1,3) OBP: 0.364, SLG: 0.419		45 G4-3 1B 2B	G4-3		L9					3	0	1	2	0	0	0									
33 Scott Rolen, R (1,5) OBP: 0.346, SLG: 0.402		SF9								1	0	0	1	1	1	0									
45 Travis Snider, L (1,7) OBP: 0.421, SLG: 0.611		G4-3			K			K		3	0	0	0	0	2	2									
<b>Inning Stats</b>	R: 0 H: 0 E: 0 K: 1 S: 10	H: 4 LOB: 0 BB: 0 P: 13	R: 3 H: 4 E: 0 K: 1 S: 18	H: 4 LOB: 1 BB: 0 P: 29	R: 1 H: 1 E: 0 K: 0 S: 8	H: 1 LOB: 0 BB: 0 P: 11	R: 0 H: 0 E: 0 K: 1 S: 8	H: 0 LOB: 1 BB: 1 P: 12	R: 0 H: 0 E: 0 K: 0 S: 6	H: 0 LOB: 0 BB: 0 P: 7	R: 0 H: 0 E: 0 K: 0 S: 7	H: 0 LOB: 0 BB: 0 P: 8	R: 0 H: 0 E: 0 K: 2 S: 7	H: 0 LOB: 0 BB: 0 P: 9	R: 2 H: 2 E: 0 K: 1 S: 14	H: 2 LOB: 0 BB: 0 P: 17	1B: 2 2B: 3 HR: 2	SF: 1 SAC: 0 DP: 0 HBP: 0	WP: 0 PB: 0 SB: 0 CS: 0	PA: 32					
<b>PITCHER</b>	IP WLS BF ERA WHIP	IP WLS BF ERA WHIP	IP WLS BF ERA WHIP	IP WLS BF ERA WHIP	IP WLS BF ERA WHIP	IP WLS BF ERA WHIP	IP WLS BF ERA WHIP	IP WLS BF ERA WHIP	IP WLS BF ERA WHIP	IP WLS BF ERA WHIP	IP WLS BF ERA WHIP	IP WLS BF ERA WHIP	IP WLS BF ERA WHIP	IP WLS BF ERA WHIP	IP WLS BF ERA WHIP	IP WLS BF ERA WHIP	IP WLS BF ERA WHIP	IP WLS BF ERA WHIP	IP WLS BF ERA WHIP	IP WLS BF ERA WHIP	IP WLS BF ERA WHIP	IP WLS BF ERA WHIP	IP WLS BF ERA WHIP	IP WLS BF ERA WHIP	
21 Andy Sonnanstine, R (1,1) ERA: 4.66	6.0 L 24	4 4 4 3	1 0 0 0	1 0 0 0	1 0 0 0	1 0 0 0	1 0 7 9	0.00 0.000																	
39 J.P. Howell, L (7,1) ERA: 2.56	1.0 3 0	0 0 0 2	0 0 0 0	0 0 0 0	0 0 0 0	0 0 0 0	0 0 14 17	18.00 2.000																	
50 Grant Balfour, R (8,1) ERA: 1.74	1.0 5 2	2 2 2 1	0 0 0 0	0 0 0 0	0 0 0 0	0 0 0 0																			

Tampa Bay Rays @ Toronto Blue Jays  
Rogers Centre, Toronto, ON  
Fri Sep 05 2008, 7:07 PM EDT  
Att: 32,477 - Roof Closed - 68 F

AB 30  
R 6  
H 7  
RBI 6  
BB 1  
SO 6  
LOB 3





Batter	1	2	3	4	5	6	7	8	9	10	11	12	13	AB	R	H	RBI	BB	SO	LOB	TOP									
1 <b>Akinori Iwamura, L</b> OBP: 0.351, SLG: 0.354														4	0	3	0	2	0	0										
2 <b>J. Upton, R</b> OBP: 0.361, SLG: 0.396														4	0	0	0	2	1	4										
23 <b>Carlos Pena, L</b> OBP: 0.375, SLG: 0.491														4	1	2	0	1	0	5										
15 <b>Cliff Floyd, L</b> OBP: 0.355, SLG: 0.478 <b>Rocco Baldelli, R</b> OBP: 0.438, SLG: 0.667														3	0	0	0	0	0	3										
16 <b>Willy Aybar, S</b> OBP: 0.327, SLG: 0.415 38 <b>Fernando Perez, R</b> OBP: 0.333, SLG: 0.333														2	0	0	0	2	2	0										
32 <b>Eric Hinske, L</b> OBP: 0.331, SLG: 0.476 10 <b>Justin Ruggiano, R</b> OBP: 0.213, SLG: 0.271														2	0	0	0	0	2	2										
28 <b>John Jaso, L</b> 10 <b>Troy Percival, R</b>														1	0	0	0	0	0	1										
30 <b>Dioner Navarro, S</b> OBP: 0.352, SLG: 0.410														6	0	2	1	0	0	1										
26 <b>Gabe Gross, L</b> OBP: 0.341, SLG: 0.439 8 <b>Jason Bartlett, R</b> OBP: 0.316, SLG: 0.346														2	0	0	0	0	1	1										
18 <b>Ben Zobrist, S</b> OBP: 0.298, SLG: 0.407														3	0	0	0	1	2	1										
<b>Inning Stats</b>	R: 0 E: 0 K: 1 S: 8	H: 1 LOB: 1 BB: 1 P: 14	R: 0 E: 0 K: 1 S: 11	H: 0 LOB: 0 BB: 1 P: 20	R: 0 E: 0 K: 2 S: 11	H: 1 LOB: 2 BB: 1 P: 18	R: 0 E: 0 K: 1 S: 9	H: 0 LOB: 0 BB: 0 P: 11	R: 0 E: 0 K: 0 S: 6	H: 0 LOB: 0 BB: 0 P: 10	R: 0 E: 0 K: 0 S: 8	H: 1 LOB: 1 BB: 0 P: 13	R: 0 E: 0 K: 2 S: 11	H: 0 LOB: 0 BB: 0 P: 17	R: 0 E: 0 K: 0 S: 3	H: 0 LOB: 1 BB: 2 P: 13	R: 3 E: 1 K: 2 S: 13	H: 1 LOB: 1 BB: 1 P: 25	R: 0 E: 0 K: 0 S: 7	H: 1 LOB: 0 BB: 0 P: 9	R: 0 E: 0 K: 2 S: 14	H: 1 LOB: 1 BB: 0 P: 23	R: 0 E: 0 K: 1 S: 12	H: 1 LOB: 3 BB: 2 P: 28	R: 1 E: 0 K: 1 S: 15	H: 2 LOB: 2 BB: 1 P: 28	1B: 8 2B: 2 3B: 0 HR: 1	SF: 0 SAC: 0 DP: 5 HBP: 1	WP: 1 PB: 0 SB: 2 CS: 1	PA: 54
<b>PITCHER</b>	IP: 7.0 WLS: 25 H: 4 ER: 0 SO: 7 BB: 3 IBB: 0 HBP: 0 BLK: 0 WP: 0 HR: 0 S: 64 P: 103 ERA: 0.00 WHIP: 1.000	28 <b>Shaun Marcum, R</b> ERA: 3.42	37 <b>Scott Downs, L</b> ERA: 1.15	52 <b>B.J. Ryan, L</b> ERA: 3.12	22 <b>Brandon League, R</b> ERA: 1.93	39 <b>Jesse Carlson, L</b> ERA: 1.94	54 <b>Jason Frasor, R</b> ERA: 3.86	John <b>Parrish, L</b> ERA: 4.65	57 <b>Shawn Camp, R</b> ERA: 4.19	56 <b>Brian Tallet, L</b> ERA: 3.11	IP: 0.1 WLS: 4 H: 1 ER: 0 SO: 1 BB: 1 IBB: 1 HBP: 0 BLK: 0 WP: 0 HR: 0 S: 7 P: 18 ERA: 0.00 WHIP: 6.000	IP: 0.1 WLS: 1 H: 0 ER: 0 SO: 0 BB: 0 IBB: 0 HBP: 0 BLK: 0 WP: 0 HR: 0 S: 6 P: 6 ERA: 0.00 WHIP: 0.000	IP: 0.2 WLS: 3 H: 1 ER: 1 SO: 0 BB: 0 IBB: 0 HBP: 0 BLK: 0 WP: 0 HR: 0 S: 12 P: 15 ERA: 13.50 WHIP: 1.500	IP: 0.1 WLS: 3 H: 1 ER: 0 SO: 1 BB: 0 IBB: 0 HBP: 0 BLK: 0 WP: 0 HR: 0 S: 16 P: 16 ERA: 0.00 WHIP: 6.000																

Tampa Bay Rays @ Toronto Blue Jays  
Rogers Centre, Toronto, ON  
Sat Sep 06 2008, 1:07 PM EDT  
Att. 34,649 - Cloudy - 64 F

AB 44  
R 4  
H 10  
RBI 3  
BB 9  
SO 13  
LOB 25



Batter	1	2	3	4	5	6	7	8	9	10	11	12	13	AB	R	H	RBI	BB	SO	LOB	BOTTOM									
1 <b>Joe Inglett, L</b> OBP: 0.350, SLG: 0.423														6	0	3	0	0	0	1										
19 <b>Marco Scutaro, R</b> OBP: 0.243, SLG: 0.240														5	1	0	0	1	1	3										
15 <b>Alex Rios, R</b> OBP: 0.340, SLG: 0.467														6	0	1	1	0	0	2										
10 <b>Vernon Wells, R</b> OBP: 0.343, SLG: 0.489														6	1	1	0	0	1	2										
26 <b>Adam Lind, L</b> OBP: 0.335, SLG: 0.482 Brad <b>Wilkinson, L</b> OBP: 0.311, SLG: 0.318														3	0	0	0	0	0	1										
35 <b>Lyle Overbay, L</b> OBP: 0.368, SLG: 0.433 6 <b>John McDonald, R</b> OBP: 0.260, SLG: 0.286														5	2	3	2	1	1	2										
33 <b>Scott Rolen, R</b> OBP: 0.346, SLG: 0.402														3	0	1	0	0	0	0										
Gregg <b>Zaun, S</b> OBP: 0.340, SLG: 0.361														5	1	3	4	1	1	0										
45 <b>Travis Snider, L</b> OBP: 0.333, SLG: 0.478														5	0	0	0	0	2	2										
<b>Inning Stats</b>	R: 1 E: 0 K: 0 S: 10	H: 2 LOB: 1 BB: 0 P: 14	R: 1 E: 0 K: 0 S: 11	H: 2 LOB: 1 BB: 0 P: 18	R: 0 E: 0 K: 0 S: 6	H: 0 LOB: 0 BB: 1 P: 10	R: 1 E: 0 K: 1 S: 10	H: 1 LOB: 1 BB: 1 P: 20	R: 0 E: 0 K: 0 S: 6	H: 0 LOB: 0 BB: 0 P: 8	R: 0 E: 0 K: 1 S: 9	H: 1 LOB: 1 BB: 0 P: 11	R: 0 E: 0 K: 2 S: 11	H: 1 LOB: 1 BB: 0 P: 17	R: 0 E: 0 K: 0 S: 7	H: 0 LOB: 0 BB: 0 P: 10	R: 0 E: 0 K: 1 S: 7	H: 2 LOB: 2 BB: 0 P: 12	R: 0 E: 0 K: 0 S: 11	H: 1 LOB: 1 BB: 0 P: 17	R: 0 E: 0 K: 2 S: 14	H: 0 LOB: 1 BB: 0 P: 23	R: 0 E: 0 K: 2 S: 13	H: 1 LOB: 3 BB: 2 P: 28	R: 4 E: 0 K: 0 S: 9	H: 3 LOB: 1 BB: 1 P: 15	1B: 8 2B: 2 3B: 0 HR: 3	SF: 0 SAC: 0 DP: 1 HBP: 0	WP: 0 PB: 0 SB: 0 CS: 0	PA: 53
<b>PITCHER</b>	IP: 8.0 WLS: 31 H: 6 ER: 3 SO: 3 BB: 2 IBB: 0 HBP: 0 BLK: 0 WP: 0 HR: 2 S: 61 P: 96 ERA: 3.64 WHIP: 3.38	33 <b>James Shields, R</b> ERA: 3.64	35 <b>Dan Wheeler, R</b> ERA: 2.54	39 <b>J.P. Howell, L</b> ERA: 2.64	53 <b>Chad Bradford, R</b> ERA: 2.06	50 <b>Grant Balfour, R</b> ERA: 1.7	40 <b>Troy Percival, R</b> ERA: 4.91	40 <b>Troy Percival, R</b> ERA: 4.91	IP: 0.2 WLS: 6 H: 3 ER: 4 SO: 4 BB: 0 IBB: 0 HBP: 0 BLK: 0 WP: 0 HR: 1 S: 15 P: 15 ERA: 54.00 WHIP: 6.000	IP: 0.2 WLS: 6 H: 3 ER: 4 SO: 4 BB: 0 IBB: 0 HBP: 0 BLK: 0 WP: 0 HR: 1 S: 15 P: 15 ERA: 54.00 WHIP: 6.000																				

Tampa Bay Rays @ Toronto Blue Jays  
Rogers Centre, Toronto, ON  
Sat Sep 06 2008, 1:07 PM EDT  
Att. 34,649 - Cloudy - 64 F

AB 49  
R 7  
H 13  
RBI 7  
BB 4  
SO 6  
LOB 15





Batter	1	2	3	4	5	6	7	8	9	AB	R	H	RBI	BB	SO	LOB	TOP					
1 Akinori Iwamura, L (1,4) OBP: 0.349, SLG: 0.381										4	0	0	0	0	1	1	<b>Tampa Bay Rays @ Toronto Blue Jays</b> Rogers Centre, Toronto, ON Sun Sep.07 2008, 1:07 PM EDT Att: 39,854 - Roof Closed - 68 F					
2 B.J. Upton, R (1,8) OBP: 0.394, SLG: 0.398										4	0	3	0	0	1	0						
23 Carlos Pena, L (1,3) OBP: 0.372, SLG: 0.487										3	0	0	0	1	1	2						
Rocco Baldelli, R (1,10) OBP: 0.404, SLG: 0.609										4	0	0	0	0	0	4						
16 Willy Aybar, S (1,5) OBP: 0.332, SLG: 0.421										3	0	2	0	1	1	0						
8 Jason Bartlett, R (1,6) OBP: 0.317, SLG: 0.350										4	0	1	0	0	2	2						
38 Fernando Perez, R (1,9) OBP: 0.143, SLG: 0.143										4	0	0	0	0	2	3						
9 Shawn Riggans, R (1,2) OBP: 0.287, SLG: 0.407										3	0	0	0	0	1	1						
18 Ben Zobrist, S (1,7) OBP: 0.298, SLG: 0.401										2	0	0	0	1	0	0						
<b>Inning Stats</b>	R: 0 E: 0 K: 1 S: 6	H: 0 LOB: 0 BB: 0 P: 8	R: 0 E: 0 K: 0 S: 8	H: 2 LOB: 1 BB: 0 P: 15	R: 0 E: 0 K: 1 S: 10	H: 0 LOB: 0 BB: 0 P: 15	R: 0 E: 0 K: 1 S: 6	H: 1 LOB: 0 BB: 0 P: 7	R: 0 E: 0 K: 1 S: 13	H: 1 LOB: 1 BB: 0 P: 19	R: 0 E: 0 K: 1 S: 6	H: 1 LOB: 1 BB: 0 P: 7	R: 0 E: 0 K: 2 S: 12	H: 0 LOB: 1 BB: 1 P: 20	R: 0 E: 0 K: 0 S: 10	H: 1 LOB: 3 BB: 2 P: 20		R: 0 E: 0 K: 2 S: 9	H: 0 LOB: 0 BB: 0 P: 11	1B: 4 2B: 2 3B: 0 HR: 0	SF: 0 SAC: 0 DP: 0 HBP: 0	WP: 0 PB: 0 SB: 0 CS: 1
<b>PITCHER</b>	IP: 8.0 WLS: W BF: 31 ERA: 5.23	IP: 1.0 WLS: S BF: 3 ERA: 1.9																				

Batter	1	2	3	4	5	6	7	8	9	AB	R	H	RBI	BB	SO	LOB	BOTTOM			
1 Joe Inglett, L (1,4) OBP: 0.358, SLG: 0.419										3	0	0	0	1	2	2	<b>Tampa Bay Rays @ Toronto Blue Jays</b> Rogers Centre, Toronto, ON Sun Sep.07 2008, 1:07 PM EDT Att: 39,854 - Roof Closed - 68 F			
19 Marco Scutaro, R (1,6) OBP: 0.340, SLG: 0.337										4	0	0	0	0	1	4				
15 Alex Rios, R (1,10) OBP: 0.339, SLG: 0.469										4	0	1	0	0	2	3				
10 Vernon Wells, R (1,8) OBP: 0.342, SLG: 0.486										4	0	1	0	0	0	1				
26 Adam Lind, L (1,7) OBP: 0.333, SLG: 0.483										4	1	1	0	0	1	1				
Brad Wilkerson, L (9,7) OBP: 0.311, SLG: 0.318										0	0	0	0	0	0	0				
35 Lyle Overbay, L (1,3) OBP: 0.397, SLG: 0.432										3	0	1	0	0	0	2				
20 Rod Barajas, R (1,2) OBP: 0.300, SLG: 0.421										2	0	0	1	0	0	2				
33 Scott Rolen, R (1,5) OBP: 0.346, SLG: 0.402										3	0	1	0	0	1	0				
45 Travis Snider, L (1,9) OBP: 0.333, SLG: 0.462										3	0	1	0	0	1	0				
<b>Inning Stats</b>	R: 0 E: 0 K: 2 S: 10	H: 1 LOB: 1 BB: 0 P: 13	R: 1 E: 0 K: 0 S: 8	H: 1 LOB: 0 BB: 0 P: 11	R: 0 E: 1 K: 2 S: 11	H: 0 LOB: 1 BB: 0 P: 17	R: 0 E: 0 K: 0 S: 12	H: 1 LOB: 0 BB: 0 P: 19	R: 0 E: 0 K: 1 S: 10	H: 2 LOB: 2 BB: 0 P: 11	R: 0 E: 0 K: 1 S: 7	H: 1 LOB: 1 BB: 0 P: 12	R: 0 E: 0 K: 1 S: 8	H: 0 LOB: 1 BB: 1 P: 17	R: 0 E: 0 K: 1 S: 8	H: 0 LOB: 0 BB: 0 P: 13	1B: 4 2B: 1 3B: 1 HR: 0	SF: 1 SAC: 0 DP: 0 HBP: 0	WP: 0 PB: 0 SB: 1 CS: 0	PA: 32
<b>PITCHER</b>	IP: 7.0 WLS: L BF: 29 ERA: 3.55	IP: 1.0 WLS: 3 BF: 3 ERA: 2.49																		



Batter	1	2	3	4	5	6	7	8	9	AB	R	H	RBI	BB	SO	LOB	TOP						
1 Joe Inglett, L (1,4) OBP: 0.356, SLG: 0.415	G4-3		G1-3		P6		F7		1B	5	0	1	1	0	0	3	<p>Toronto Blue Jays @ Chicago White Sox</p> <p>U.S. Cellular Field, Chicago, IL</p> <p>Tue Sep 09 2008, 2:05 PM EDT</p> <p>Att: 24,621 - Sunny - 66 F</p>						
6 John McDonald, R (1,6) OBP: 0.258, SLG: 0.279	FC1-6 10 15 BB		K			F7	FC6-4		K	4	0	0	0	1	2	3							
15 Alex Rios, R (1,9) OBP: 0.340, SLG: 0.468	1B				G3-6-1 10 BB	F8		G5-3		3	0	1	0	1	0	0							
10 Vernon Wells, R (1,8) OBP: 0.341, SLG: 0.483	FC1-6 1-2 2-3		G3-6-1 1-2				26 1B 35 2B	F9		4	1	1	0	0	0	3							
26 Adam Lind, L (1,10) OBP: 0.332, SLG: 0.479	G3		K				35 2B	K		4	1	1	0	0	2	2							
35 Lyle Overbay, L (1,3) OBP: 0.368, SLG: 0.437		K						K		4	0	2	2	0	2	0							
33 Scott Rolen, R (1,5) OBP: 0.343, SLG: 0.397		P4						K		4	0	0	0	0	1	2							
Gregg Zaun, S (1,2) OBP: 0.340, SLG: 0.357										2	0	0	0	1	0	0							
20 Rod Barajas, R (8,2) OBP: 0.302, SLG: 0.423									45 1B 1 1B	1	1	1	0	0	0	0							
45 Travis Snider, L (1,7) OBP: 0.355, SLG: 0.448			K2-3							3	0	1	0	1	1	2							
<b>Inning Stats</b>	R: 0 H: 1 E: 0 K: 0 S: 11	H: 1 LOB: 2 BB: 1 P: 17	R: 0 H: 0 E: 0 K: 1 S: 6	H: 0 LOB: 0 BB: 0 P: 9	R: 0 H: 0 E: 0 K: 2 S: 10	H: 0 LOB: 0 BB: 1 P: 15	R: 0 H: 1 E: 0 K: 1 S: 14	H: 3 LOB: 1 BB: 1 P: 22	R: 0 H: 0 E: 0 K: 1 S: 13	H: 0 LOB: 1 BB: 1 P: 23	R: 0 H: 0 E: 0 K: 1 S: 10	H: 0 LOB: 0 BB: 0 P: 13	R: 1 H: 3 E: 0 K: 2 S: 14	H: 3 LOB: 2 BB: 0 P: 21	1B: 6 2B: 2 3B: 0 HR: 0	SF: 0 SAC: 0 DP: 1 HBP: 0	WP: 0 PA: 38 PB: 0 SB: 0 CS: 0						
<b>PITCHER</b>	IP WLS BF H R ER SO	IP WLS BF H R ER SO	IP WLS BF H R ER SO	IP WLS BF H R ER SO	IP WLS BF H R ER SO	IP WLS BF H R ER SO	IP WLS BF H R ER SO	IP WLS BF H R ER SO	IP WLS BF H R ER SO	IP WLS BF H R ER SO	IP WLS BF H R ER SO	IP WLS BF H R ER SO	IP WLS BF H R ER SO	IP WLS BF H R ER SO	IP WLS BF H R ER SO	IP WLS BF H R ER SO	IP WLS BF H R ER SO						
Javier Vazquez, R (1,1) ERA: 4.28	6.0	L	25	5	2	2	5	3	0	0	0	0	0	0	0	0	0	0	0	65	98	3.00	1.333
49 Horacio Ramirez, L (7,1) ERA: 3.67	0.2		3	0	0	0	0	1	0	0	0	0	0	0	0	0	0	0	0	10	18	0.00	1.500
43 Ehren Wassemann, R (7,1) ERA: 7.23	1.0		3	0	0	0	0	0	0	0	0	0	0	0	0	0	0	0	0	10	15	0.00	0.000
37 Matt Thornton, L (8,1) ERA: 2.59	0.2		2	0	0	0	2	0	0	0	0	0	0	0	0	0	0	0	6	8	0.00	0.000	
47 Mike MacDougal, R (9,1) ERA: 2.98	0.2		5	3	1	1	1	0	0	0	0	0	0	0	0	0	0	0	11	16	13.50	4.500	

Batter	1	2	3	4	5	6	7	8	9	AB	R	H	RBI	BB	SO	LOB	BOTTOM					
Orlando Cabrera, R (1,6) OBP: 0.330, SLG: 0.362	G6-3		K			12 FC2-6 1B		12 FC1-6 BB		3	0	1	0	1	1	2	<p>Toronto Blue Jays @ Chicago White Sox</p> <p>U.S. Cellular Field, Chicago, IL</p> <p>Tue Sep 09 2008, 2:05 PM EDT</p> <p>Att: 24,621 - Sunny - 66 F</p>					
12 A.J. Pierzynski, L (1,2) OBP: 0.319, SLG: 0.426	G3-1		G6-3			25 WP 23 E 25 SF7		23 1B		4	1	0	0	0	0	4						
Jerry Owens, L (8, FR) OBP: 0.143, SLG: 0.143										0	0	0	0	0	0	0						
27 Paul Phillips, R (9,2) OBP: 0.143, SLG: 0.143										0	0	0	0	0	0	0						
23 Jermaine Dye, R (1,9) OBP: 0.347, SLG: 0.556	K				G4-3	FC6 25 WP		25 G6-4-3 1B		4	0	1	0	0	1	1						
25 Jim Thome, L (1,10) OBP: 0.363, SLG: 0.511		F8			F7	SF7		G6-4-3		3	0	0	1	0	0	2						
14 Paul Konerko, R (1,3) OBP: 0.355, SLG: 0.419										2	0	0	0	2	1	1						
38 Jason Bourgeois, R(9, FR) OBP: 0.355, SLG: 0.419										0	0	0	0	0	0	0						
Ken Griffey Jr., L (1,8) OBP: 0.352, SLG: 0.414										3	0	0	0	1	1	1						
32 Brian Anderson, R (9, FR) OBP: 0.266, SLG: 0.429										0	0	0	0	0	0	0						
10 Alexei Ramirez, R (1,4) OBP: 0.319, SLG: 0.476						G4-3		E6		3	0	0	0	0	1	2						
Nick Swisher, S (1,7) OBP: 0.341, SLG: 0.428							P5			4	0	0	0	0	2	4						
Juan Uribe, R (1,5) OBP: 0.290, SLG: 0.398							L4			4	0	0	0	0	2	5						
<b>Inning Stats</b>	R: 0 H: 0 E: 0 K: 1 S: 11	H: 0 LOB: 0 BB: 0 P: 18	R: 0 H: 0 E: 0 K: 1 S: 7	H: 0 LOB: 0 BB: 0 P: 10	R: 0 H: 0 E: 1 K: 2 S: 13	H: 0 LOB: 2 BB: 0 P: 20	R: 0 H: 0 E: 0 K: 0 S: 11	H: 0 LOB: 0 BB: 0 P: 19	R: 1 H: 1 E: 1 K: 0 S: 9	H: 1 LOB: 1 BB: 0 P: 18	R: 0 H: 0 E: 0 K: 2 S: 9	H: 0 LOB: 1 BB: 0 P: 14	R: 0 H: 1 E: 0 K: 0 S: 5	H: 1 LOB: 2 BB: 1 P: 12	R: 0 H: 0 E: 0 K: 2 S: 10	H: 0 LOB: 2 BB: 2 P: 20	1B: 2 2B: 0 3B: 0 HR: 0	SF: 1 SAC: 0 DP: 1 HBP: 1	WP: 1 PA: 36 PB: 0 SB: 1 CS: 0			
<b>PITCHER</b>	IP WLS BF H R ER SO	IP WLS BF H R ER SO	IP WLS BF H R ER SO	IP WLS BF H R ER SO	IP WLS BF H R ER SO	IP WLS BF H R ER SO	IP WLS BF H R ER SO	IP WLS BF H R ER SO	IP WLS BF H R ER SO	IP WLS BF H R ER SO	IP WLS BF H R ER SO	IP WLS BF H R ER SO	IP WLS BF H R ER SO	IP WLS BF H R ER SO	IP WLS BF H R ER SO	IP WLS BF H R ER SO	IP WLS BF H R ER SO					
A.J. Burnett, R (1,1) ERA: 4.31	7.0	W	27	1	1	0	7	1	0	1	0	0	0	0	0	0	0	0	65	112	0.00	0.286
37 Scott Downs, L (8,1) ERA: 1.17	1.0	H	4	1	0	0	0	1	0	0	0	0	0	0	0	0	0	0	5	12	0.00	2.000
52 B.J. Ryan, L (9,1) ERA: 3.06	1.0	S	5	0	0	0	2	2	0	0	0	0	0	0	0	0	0	0	10	20	0.00	2.000

AB	34
R	3
H	8
RBI	3
BB	4
SO	8
LOB	15



AB	30
R	1
H	2
RBI	1
BB	4
SO	9
LOB	22













Batter	1	2	3	4	5	6	7	8	9	AB	R	H	RBI	BB	SO	LOB	TOP			
1 Joe Inglett, L (1,4) OBP: 0.356, SLG: 0.415	G5-3		G4-3		G4-1			SH5-3	1B	4	0	1	0	0	0	0	Toronto Blue Jays @ Chicago White Sox U.S. Cellular Field, Chicago, IL Thu Sep 11 2008, 8:11 PM EDT Att: 27,170 - Overcast - 73 F			
19 Marco Scutaro, R (1,6) OBP: 0.351, SLG: 0.357	FC5-4 2B		G6-3			FC5-4 1B		1B	BB	4	1	3	1	1	0					
15 Alex Rios, R (1,9) OBP: 0.345, SLG: 0.476	FC5-4 BB		E5		FC5-4 G6-4-3			1B	1B	4	1	2	0	1	0					
10 Vernon Wells, R (1,8) OBP: 0.344, SLG: 0.492	FC5-4		P6		G6-4-3			1B	1B	5	1	1	0	0	0					
26 Adam Lind, L (1,10) OBP: 0.328, SLG: 0.471	L6			F7				1B	K	5	0	1	0	0	2					
35 Lyle Overbay, L (1,3)		G4-3		F7				1B		4	1	1	2	0	0					
20 Rod Barajas, R (1,2)		P5		G5-3				1B		4	1	1	1	0	1					
33 Scott Rolen, R (1,5) OBP: 0.345, SLG: 0.403		E6			K			1B		4	0	1	2	0	1					
45 Travis Snider, L (1,7) OBP: 0.353, SLG: 0.469		P4			P5			1B	G4-3	3	0	1	0	0	0	livebaseballscorecards.com				
Brad Wilkerson, L (8, PR) OBP: 0.310, SLG: 0.316								2B		1	1	0	0	0	0					
<b>Inning Stats</b>	R: 0 E: 0 K: 0 S: 11	H: 1 LOB: 2 BB: 1 P: 18	R: 0 E: 1 K: 0 S: 5	H: 0 LOB: 1 BB: 0 P: 8	R: 0 E: 1 K: 0 S: 8	H: 0 LOB: 1 BB: 0 P: 14	R: 0 E: 0 K: 0 S: 7	H: 0 LOB: 0 BB: 0 P: 10	R: 0 E: 0 K: 1 S: 7	H: 1 LOB: 1 BB: 0 P: 10	R: 0 E: 0 K: 1 S: 7	H: 1 LOB: 1 BB: 0 P: 9	R: 6 E: 0 K: 1 S: 14	H: 7 LOB: 2 BB: 0 P: 23	R: 0 E: 0 K: 1 S: 8	H: 2 LOB: 3 BB: 1 P: 14	1B: 8 2B: 4 3B: 0 HR: 0	SF: 0 SAC: 1 DP: 1 HBP: 0	WP: 0 PB: 0 SB: 0 CS: 0	PA: 41
<b>PITCHER</b>	IP WLS BF H R ER SO	IP WLS BF H R ER SO	IP WLS BF H R ER SO	IP WLS BF H R ER SO	IP WLS BF H R ER SO	IP WLS BF H R ER SO	IP WLS BF H R ER SO	IP WLS BF H R ER SO	IP WLS BF H R ER SO	IP WLS BF H R ER SO	IP WLS BF H R ER SO	IP WLS BF H R ER SO	IP WLS BF H R ER SO	IP WLS BF H R ER SO	IP WLS BF H R ER SO	IP WLS BF H R ER SO	ERA WHIP	ERA WHIP		
34 Gavin Floyd, R (1,1) ERA: 3.77	7.1 L 31 7 4 4 2																4.91 1.091			
37 Matt Thornton, L (8,1) ERA: 2.73	0.1 2 1 0 0 1																0.00 3.000			
43 Ehren Wasermann, R (8,1) ERA: 7.58	0.1 2 2 2 2 0																54.00 6.000			
49 Horacio Ramirez, L (9,1) ERA: 3.63	0.1 2 1 0 0 0																0.00 3.000			
53 D.J. Carrasco, R (9,1) ERA: 3.25	0.1 3 1 0 0 0																0.00 6.000			
57 Boone Logan, L (9,1) ERA: 5.36	0.1 1 0 0 0 1																0.00 0.000			

Batter	1	2	3	4	5	6	7	8	9	AB	R	H	RBI	BB	SO	LOB	BOTTOM					
Orlando Cabrera, R (1,6) OBP: 0.329, SLG: 0.358	P4		K2-3		G3			1B	K	5	1	1	0	0	2	3	Toronto Blue Jays @ Chicago White Sox U.S. Cellular Field, Chicago, IL Thu Sep 11 2008, 8:11 PM EDT Att: 27,170 - Overcast - 73 F					
31 Dewayne Wise, L (1,7) OBP: 0.306, SLG: 0.443	G4-3		F8					1B		3	0	0	0	0	0							
32 Brian Anderson, R (8, PH) OBP: 0.269, SLG: 0.429								1B		1	0	0	0	0	2							
23 Jermaine Dye, R (1,9) OBP: 0.350, SLG: 0.559	G5-3							2B		4	1	2	2	0	0							
25 Jim Thome, L (1,10) OBP: 0.364, SLG: 0.513		K						2B		4	1	1	2	0	2							
10 Alexei Ramirez, R (1,4) OBP: 0.317, SLG: 0.473								HR		4	0	1	0	0	1							
12 A.J. Pierzynski, L (1,2) OBP: 0.320, SLG: 0.426										3	0	0	0	0	2							
38 Jason Bourgeois, R (8, PR)										0	0	0	0	0	0							
Ken Griffey Jr., L (1,8) OBP: 0.350, SLG: 0.410										3	0	0	0	1	1	livebaseballscorecards.com						
Nick Swisher, S (1,3) OBP: 0.336, SLG: 0.423										4	0	0	0	0	2							
Juan Uribe, R (1,5) OBP: 0.296, SLG: 0.402										4	1	2	0	0	1	livebaseballscorecards.com						
										4	1	2	0	0	1							
<b>Inning Stats</b>	R: 0 E: 0 K: 0 S: 7	H: 0 LOB: 0 BB: 0 P: 10	R: 0 E: 0 K: 1 S: 11	H: 1 LOB: 2 BB: 1 P: 17	R: 0 E: 0 K: 2 S: 8	H: 0 LOB: 0 BB: 0 P: 11	R: 0 E: 0 K: 2 S: 10	H: 1 LOB: 1 BB: 0 P: 15	R: 0 E: 0 K: 0 S: 7	H: 0 LOB: 0 BB: 0 P: 12	R: 0 E: 0 K: 0 S: 7	H: 0 LOB: 0 BB: 0 P: 10	R: 0 E: 0 K: 0 S: 6	H: 0 LOB: 0 BB: 0 P: 11	R: 4 E: 0 K: 1 S: 20	H: 4 LOB: 0 BB: 0 P: 35	R: 0 E: 1 K: 3 S: 14	H: 0 LOB: 2 BB: 0 P: 25	1B: 4 2B: 2 3B: 0 HR: 1	SF: 0 SAC: 0 DP: 0 HBP: 1	WP: 0 PB: 0 SB: 1 CS: 0	PA: 37
<b>PITCHER</b>	IP WLS BF H R ER SO	IP WLS BF H R ER SO	IP WLS BF H R ER SO	IP WLS BF H R ER SO	IP WLS BF H R ER SO	IP WLS BF H R ER SO	IP WLS BF H R ER SO	IP WLS BF H R ER SO	IP WLS BF H R ER SO	IP WLS BF H R ER SO	IP WLS BF H R ER SO	IP WLS BF H R ER SO	IP WLS BF H R ER SO	IP WLS BF H R ER SO	IP WLS BF H R ER SO	IP WLS BF H R ER SO	ERA WHIP	ERA WHIP				
28 Shaun Marcum, R (1,1) ERA: 3.38	7.1 W 28 5 2 2 0																2.46 0.818					
37 Scott Downs, L (8,1) ERA: 1.43	0.1 3 2 2 2 0																54.00 6.000					
22 Brandon League, R (8,1) ERA: 1.84	0.1 H 1 0 0 0																0.00 0.000					
52 B.J. Ryan, L (9,1) ERA: 3.0	1.0 S 5 0 0 3																0.00 0.000					

AB 38  
R 6  
H 12  
RBI 6  
BB 2  
SO 4  
LOB 20



AB 35  
R 4  
H 7  
RBI 4  
BB 1  
SO 9  
LOB 14






Batter	1	2	3	4	5	6	7	8	9	AB	R	H	RBI	BB	SO	LOB	TOP										
19 Marco Scutaro, R OBP: 0.348, SLG: 0.354										4	0	0	0	0	1	1											
Brad Wilkerson, L OBP: 0.306, SLG: 0.312										4	0	0	0	0	1	1											
15 Alex Rios, R OBP: 0.343, SLG: 0.473										4	0	0	0	0	1	0											
10 Vernon Wells, R OBP: 0.341, SLG: 0.488										3	0	0	0	0	0	0											
35 Lyle Overbay, L OBP: 0.368, SLG: 0.435										3	0	1	0	0	1	0											
Kevin Mench, R OBP: 0.320, SLG: 0.364										3	0	1	0	0	0	1											
20 Rod Barajas, R OBP: 0.291, SLG: 0.409										3	0	0	0	0	0	1											
33 Scott Rolen, R OBP: 0.345, SLG: 0.405										3	0	1	0	0	0	0											
6 John McDonald, R OBP: 0.261, SLG: 0.280										3	0	0	0	0	0	1											
<b>Inning Stats</b>	R: 0 E: 0 K: 1 S: 8	H: 0 LOB: 0 BB: 0 P: 11	R: 0 E: 0 K: 1 S: 10	H: 1 LOB: 1 BB: 0 P: 15	R: 0 E: 0 K: 0 S: 7	H: 1 LOB: 1 BB: 0 P: 12	R: 0 E: 0 K: 0 S: 7	H: 1 LOB: 1 BB: 0 P: 8	R: 0 E: 0 K: 0 S: 12	H: 0 LOB: 0 BB: 0 P: 17	R: 0 E: 0 K: 2 S: 9	H: 0 LOB: 0 BB: 0 P: 16	R: 0 E: 0 K: 0 S: 5	H: 0 LOB: 0 BB: 0 P: 5	R: 0 E: 0 K: 0 S: 7	H: 0 LOB: 0 BB: 0 P: 10	R: 0 E: 0 K: 0 S: 9	H: 0 LOB: 0 BB: 0 P: 13	1B: 1 2B: 2 3B: 0 HR: 0	SF: 0 SAC: 0 DP: 0 HBP: 0	WP: 0 PB: 1 SB: 0 CS: 0	PA: 30					
<b>PITCHER</b>	IP	WLS	BF	H	R	ER	SO	BB	IBB	HBP	BLK	WP	HR	S	P	ERA	WHIP										
49 Tim Wakefield, R ERA: 3.92	8.0	W	27	3	0	0	4	0	0	0	0	0	0	65	94	0.00	0.375										
17 Manny Delcarmen, R ERA: 3.59	1.0		3	0	0	0	0	0	0	0	0	0	0	9	13	0.00	0.000										

Toronto Blue Jays @ Boston Red Sox  
Fenway Park, Boston, MA  
Fri Sep 12 2008, 7:05 PM EDT  
Att: 37,398 - Rain - 66 F

livebaseballscores.com

AB	30
R	0
H	3
RBI	0
BB	0
SO	4
LOB	5




Batter	1	2	3	4	5	6	7	8	9	AB	R	H	RBI	BB	SO	LOB	BOTTOM										
Coco Crisp, S OBP: 0.348, SLG: 0.416										4	1	1	0	1	0	2											
15 Dustin Pedroia, R OBP: 0.377, SLG: 0.498										5	0	1	0	0	1	4											
34 David Ortiz, L OBP: 0.376, SLG: 0.481										4	0	1	2	0	0	2											
20 Kevin Youkilis, R OBP: 0.385, SLG: 0.556										4	0	0	0	0	2	3											
44 Jason Bay, R OBP: 0.369, SLG: 0.520										3	2	0	0	1	1	0											
25 Mike Lowell, R OBP: 0.339, SLG: 0.463										4	1	2	0	0	0	1											
Mark Kotsay, L OBP: 0.334, SLG: 0.413										4	0	0	0	0	0	4											
12 Jed Lowrie, S OBP: 0.364, SLG: 0.445										2	2	2	2	1	0	0											
Kevin Cash, R OBP: 0.301, SLG: 0.357										3	1	1	3	1	2	2											
<b>Inning Stats</b>	R: 0 E: 1 K: 1 S: 9	H: 0 LOB: 1 BB: 0 P: 15	R: 1 E: 0 K: 1 S: 15	H: 1 LOB: 1 BB: 1 P: 29	R: 0 E: 0 K: 1 S: 9	H: 1 LOB: 1 BB: 0 P: 18	R: 1 E: 1 K: 0 S: 13	H: 1 LOB: 2 BB: 1 P: 22	R: 0 E: 0 K: 1 S: 7	H: 0 LOB: 0 BB: 0 P: 11	R: 0 E: 0 K: 1 S: 7	H: 0 LOB: 0 BB: 0 P: 11	R: 2 E: 0 K: 1 S: 9	H: 3 LOB: 1 BB: 0 P: 15	R: 3 E: 0 K: 0 S: 18	H: 2 LOB: 1 BB: 2 P: 28	R: 3 E: 0 K: 0 S: 18	H: 2 LOB: 1 BB: 2 P: 28	1B: 3 2B: 4 3B: 0 HR: 1	SF: 1 SAC: 0 DP: 0 HBP: 0	WP: 1 PB: 0 SB: 0 CS: 0	PA: 38					
<b>PITCHER</b>	IP	WLS	BF	H	R	ER	SO	BB	IBB	HBP	BLK	WP	HR	S	P	ERA	WHIP										
25 David Purcey, L ERA: 5.1	6.2	L	30	6	4	3	6	2	0	0	0	1	0	68	120	4.05	1.200										
54 Jason Frasor, R ERA: 4.24	1.1		8	2	3	3	0	2	0	0	0	0	1	19	29	20.25	3.000										

Toronto Blue Jays @ Boston Red Sox  
Fenway Park, Boston, MA  
Fri Sep 12 2008, 7:05 PM EDT  
Att: 37,398 - Rain - 66 F

livebaseballscores.com

AB	33
R	7
H	8
RBI	7
BB	4
SO	6
LOB	18









Batter	1	2	3	4	5	6	7	8	9	AB	R	H	RBI	BB	SO	LOB	TOP			
1 Joe Inglett, L (1,4) OBP: 0.356, SLG: 0.416										4	1	1	2	0	0	0	<b>Toronto Blue Jays @ Boston Red Sox</b> Fenway Park, Boston, MA Sat Sep 13 2008, 7:05 PM EDT Att: 37,846 - Partly Cloudy - 68 F			
19 Marco Scutaro, R (1,6) OBP: 0.347, SLG: 0.355										3	0	1	1	0	0	0				
15 Alex Rios, R (1,8) OBP: 0.340, SLG: 0.468										4	0	1	1	0	0	2				
10 Vernon Wells, R (1,10) OBP: 0.340, SLG: 0.488										4	0	0	0	0	1	2				
35 Lyle Overbay, L (1,3) OBP: 0.368, SLG: 0.434										4	0	1	0	0	0	0				
26 Adam Lind, L (1,7) OBP: 0.328, SLG: 0.472										4	1	2	0	0	1	1				
33 Scott Rolen, R (1,5) OBP: 0.346, SLG: 0.408										4	1	1	0	0	0	2				
Gregg Zaun, S (1,2) OBP: 0.333, SLG: 0.349										3	1	0	0	0	0	2				
45 Travis Snider, L (1,9) OBP: 0.366, SLG: 0.553										2	1	0	1	1	1	0				
<b>Inning Stats</b>	R: 0 H: 1 E: 0 K: 0 S: 11	H: 1 LOB: 1 BB: 0 P: 15	R: 5 H: 4 E: 1 K: 1 S: 19	H: 4 LOB: 1 BB: 1 P: 30	R: 0 H: 1 E: 0 K: 0 S: 6	H: 1 LOB: 0 BB: 0 P: 9	R: 0 H: 0 E: 0 K: 0 S: 6	H: 0 LOB: 0 BB: 0 P: 12	R: 0 H: 0 E: 0 K: 0 S: 5	H: 1 LOB: 0 BB: 0 P: 5	R: 0 H: 0 E: 0 K: 1 S: 6	H: 0 LOB: 0 BB: 0 P: 10	R: 0 H: 0 E: 1 K: 0 S: 5	H: 0 LOB: 0 BB: 0 P: 9	R: 0 H: 0 E: 0 K: 1 S: 9	H: 0 LOB: 0 BB: 0 P: 12		1B: 6 2B: 1 3B: 0 HR: 0	SF: 1 SAC: 0 DP: 3 HBP: 0	WP: 0 PB: 0 SB: 0 CS: 0
<b>PITCHER</b>	IP WLS BF H R ER SO BB IBB HBP BLK WP HR S P ERA WHIP																			
40 Bartolo Colon, R (1,1) ERA: 3.92	6.0 25 7 5 2 1 1 0 0 0 0 0 53 80 3.00 1.333																			
48 Javier Lopez, L (7,1) ERA: 2.51	1.0 3 0 0 0 1 0 0 0 0 0 0 6 10 0.00 0.000																			
63 Justin Masterson, R (8,1) ERA: 3.09	1.0 W 3 0 0 0 0 0 0 0 0 0 0 5 9 0.00 0.000																			
58 Jonathan Papelbon, R (9,1) ERA: 1.86	1.0 S 3 0 0 0 1 0 0 0 0 0 0 9 12 0.00 0.000																			

Batter	1	2	3	4	5	6	7	8	9	AB	R	H	RBI	BB	SO	LOB	BOTTOM			
2 Jacoby Ellsbury, L (1,8) OBP: 0.328, SLG: 0.366										4	3	2	1	1	0	2	<b>Toronto Blue Jays @ Boston Red Sox</b> Fenway Park, Boston, MA Sat Sep 13 2008, 7:05 PM EDT Att: 37,846 - Partly Cloudy - 68 F			
15 Dustin Pedroia, R (1,4) OBP: 0.380, SLG: 0.502										5	1	3	0	0	0	1				
34 David Ortiz, L (1,10) OBP: 0.477										4	0	1	1	1	2	3				
20 Kevin Youkilis, R (1,3) OBP: 0.385, SLG: 0.555										4	1	1	1	1	1	3				
Mark Kotsay, L (1,9) OBP: 0.333, SLG: 0.410										3	0	0	0	1	0	2				
44 Jason Bay, R (1,7) OBP: 0.371, SLG: 0.522										4	1	3	0	0	0	1				
12 Jed Lowrie, S (1,5) OBP: 0.357, SLG: 0.435										3	1	1	2	0	0	1				
Alex Cora, L (1,6) OBP: 0.378, SLG: 0.363										2	0	0	0	0	0	1				
25 Mike Lowell, R (6,PH) OBP: 0.336, SLG: 0.458										1	0	0	0	0	0	2				
David Ross, R (7,2) OBP: 0.378, SLG: 0.362										0	0	0	0	0	0	0				
Jason Varitek, S (9,2) OBP: 0.315, SLG: 0.365										0	0	0	0	0	0	0				
Kevin Cash, R (1,2) OBP: 0.306, SLG: 0.354										0	0	0	0	2	0	0				
Coco Crisp, S (6,PH) OBP: 0.343, SLG: 0.409										2	0	0	0	0	0	3				
<b>Inning Stats</b>	R: 2 H: 1 E: 0 K: 1 S: 16	H: 1 LOB: 2 BB: 2 P: 30	R: 0 H: 0 E: 0 K: 0 S: 7	H: 0 LOB: 1 BB: 1 P: 15	R: 0 H: 0 E: 0 K: 1 S: 11	H: 0 LOB: 0 BB: 0 P: 16	R: 0 H: 1 E: 0 K: 0 S: 10	H: 1 LOB: 1 BB: 0 P: 16	R: 0 H: 1 E: 0 K: 1 S: 10	H: 2 LOB: 2 BB: 1 P: 17	R: 1 H: 2 E: 0 K: 0 S: 13	H: 1 LOB: 1 BB: 1 P: 18	R: 1 H: 1 E: 0 K: 0 S: 12	H: 5 LOB: 2 BB: 0 P: 34	R: 3 H: 5 E: 0 K: 0 S: 20	H: 5 LOB: 2 BB: 0 P: 34	1B: 5 2B: 6 3B: 0 HR: 0	SF: 1 SAC: 1 DP: 1 HBP: 0	WP: 1 PB: 0 SB: 0 CS: 0	PA: 40
<b>PITCHER</b>	IP WLS BF H R ER SO BB IBB HBP BLK WP HR S P ERA WHIP																			
51 Jesse Litsch, R (1,1) ERA: 3.75	5.1 25 5 3 3 3 0 0 0 0 0 0 3 4 0.00 0.000																			
39 Jesse Carlson, L (6,1) ERA: 1.92	0.1 H 1 0 0 0 0 0 0 0 0 0 0 3 4 0.00 0.000																			
22 Brandon League, R (6,1) ERA: 2.1	0.2 H 3 1 1 1 0 0 0 0 0 0 0 8 9 13.50 1.500																			
37 Scott Downs, L (7,1) ERA: 1.78	1.1 L 8 3 3 3 0 1 0 0 0 0 0 0 18 30 20.25 3.000																			
57 Shawn Camp, R (8,1) ERA: 4.15	0.1 3 2 0 0 0 0 0 0 0 0 0 0 8 15 0.00 6.000																			

AB	32
R	5
H	7
RBI	5
BB	1
SO	3
LOB	9



AB	32
R	7
H	11
RBI	5
BB	6
SO	3
LOB	19





Batter	1	2	3	4	5	6	7	8	9	AB	R	H	RBI	BB	SO	LOB	TOP			
19 Marco Scutaro, R OBP: 0.344, SLG: 0.352										4	0	0	0	0	0	0	<b>Toronto Blue Jays @ Boston Red Sox</b> Fenway Park, Boston, MA Sun Sep 14 2008, 1:35 PM EDT Att: 37,007 - Cloudy - 71 F			
19 José Bautista, R OBP: 0.319, SLG: 0.410										4	1	1	1	0	1	0				
15 Alex Rios, R OBP: 0.340, SLG: 0.468										4	0	1	0	0	0	0				
10 Vernon Wells, R OBP: 0.341, SLG: 0.490										3	1	1	0	0	0	1				
Kevin Mench, R OBP: 0.312, SLG: 0.355 26 Adam Lind, L OBP: 0.331, SLG: 0.474										3	0	0	0	0	2	1				
35 Lyle Overbay, L OBP: 0.369, SLG: 0.435										4	0	2	0	0	2	0				
33 Scott Rolen, R OBP: 0.347, SLG: 0.408										3	0	1	1	1	0	1				
Gregg Zaun, S OBP: 0.332, SLG: 0.344										3	0	0	0	1	0	2				
6 John McDonald, R OBP: 0.255, SLG: 0.274										3	0	0	0	0	1	3				
<b>Inning Stats</b>	R: 1 H: 1 E: 0 K: 1 S: 11	H: 1 LOB: 1 BB: 0 P: 19	R: 0 H: 0 E: 0 K: 2 S: 13	H: 0 LOB: 1 BB: 1 P: 20	R: 0 H: 1 E: 0 K: 0 S: 9	H: 1 LOB: 1 BB: 0 P: 14	R: 0 H: 1 E: 0 K: 0 S: 7	H: 0 LOB: 0 BB: 0 P: 11	R: 0 H: 0 E: 0 K: 1 S: 5	H: 0 LOB: 0 BB: 0 P: 10	R: 0 H: 1 E: 0 K: 1 S: 8	H: 1 LOB: 1 BB: 1 P: 15	R: 0 H: 0 E: 0 K: 0 S: 5	H: 0 LOB: 0 BB: 0 P: 6	R: 2 H: 3 E: 0 K: 0 S: 12	H: 3 LOB: 0 BB: 0 P: 17		1B: 4 2B: 2 3B: 0 HR: 1	SF: 0 SAC: 0 DP: 1 HBP: 1	WP: 0 PB: 0 SB: 0 CS: 0
<b>PITCHER</b>	IP WLS BF H R ER SO BB IBB HBP BLK WP HR S P ERA WHIP	IP WLS BF H R ER SO BB IBB HBP BLK WP HR S P ERA WHIP	IP WLS BF H R ER SO BB IBB HBP BLK WP HR S P ERA WHIP	IP WLS BF H R ER SO BB IBB HBP BLK WP HR S P ERA WHIP	IP WLS BF H R ER SO BB IBB HBP BLK WP HR S P ERA WHIP	IP WLS BF H R ER SO BB IBB HBP BLK WP HR S P ERA WHIP	IP WLS BF H R ER SO BB IBB HBP BLK WP HR S P ERA WHIP	IP WLS BF H R ER SO BB IBB HBP BLK WP HR S P ERA WHIP	IP WLS BF H R ER SO BB IBB HBP BLK WP HR S P ERA WHIP	IP WLS BF H R ER SO BB IBB HBP BLK WP HR S P ERA WHIP	IP WLS BF H R ER SO BB IBB HBP BLK WP HR S P ERA WHIP	IP WLS BF H R ER SO BB IBB HBP BLK WP HR S P ERA WHIP	IP WLS BF H R ER SO BB IBB HBP BLK WP HR S P ERA WHIP	IP WLS BF H R ER SO BB IBB HBP BLK WP HR S P ERA WHIP	IP WLS BF H R ER SO BB IBB HBP BLK WP HR S P ERA WHIP	IP WLS BF H R ER SO BB IBB HBP BLK WP HR S P ERA WHIP	IP WLS BF H R ER SO BB IBB HBP BLK WP HR S P ERA WHIP			

AB	32
R	3
H	7
RBI	3
BB	2
SO	6
LOB	8



Batter	1	2	3	4	5	6	7	8	9	AB	R	H	RBI	BB	SO	LOB	BOTTOM			
2 Jacoby Ellsbury, L OBP: 0.328, SLG: 0.365										4	1	1	0	0	1	3	<b>Toronto Blue Jays @ Boston Red Sox</b> Fenway Park, Boston, MA Sun Sep 14 2008, 1:35 PM EDT Att: 37,007 - Cloudy - 71 F			
15 Dustin Pedroia, R OBP: 0.378, SLG: 0.499										3	0	0	0	0	0	0				
34 David Ortiz, L OBP: 0.373, SLG: 0.480										4	1	1	1	0	1	0				
20 Kevin Youkilis, R OBP: 0.384, SLG: 0.554										3	0	1	1	0	0	0				
25 Mike Lowell, R OBP: 0.336, SLG: 0.456										4	1	1	0	0	1	1				
44 Jason Bay, R OBP: 0.371, SLG: 0.523										3	1	1	0	0	1	1				
Jason Varitek, S OBP: 0.313, SLG: 0.362										3	0	0	0	0	0	2				
Alex Cora, L OBP: 0.371, SLG: 0.355										3	0	0	0	0	1	3				
Coco Crisp, S OBP: 0.346, SLG: 0.412										3	0	2	2	0	0	0				
<b>Inning Stats</b>	R: 1 H: 2 E: 0 K: 0 S: 11	H: 2 LOB: 1 BB: 0 P: 16	R: 1 H: 2 E: 0 K: 1 S: 18	H: 2 LOB: 1 BB: 0 P: 26	R: 0 H: 0 E: 0 K: 1 S: 10	H: 0 LOB: 0 BB: 0 P: 16	R: 0 H: 0 E: 0 K: 2 S: 11	H: 0 LOB: 0 BB: 0 P: 14	R: 0 H: 0 E: 0 K: 1 S: 9	H: 0 LOB: 0 BB: 0 P: 12	R: 0 H: 0 E: 0 K: 0 S: 9	H: 0 LOB: 0 BB: 0 P: 16	R: 1 H: 2 E: 1 K: 0 S: 12	H: 2 LOB: 2 BB: 0 P: 16	R: 1 H: 1 E: 0 K: 0 S: 8	H: 1 LOB: 0 BB: 0 P: 14		1B: 5 2B: 1 3B: 1 HR: 0	SF: 1 SAC: 1 DP: 0 HBP: 0	WP: 0 PB: 0 SB: 1 CS: 0
<b>PITCHER</b>	IP WLS BF H R ER SO BB IBB HBP BLK WP HR S P ERA WHIP	IP WLS BF H R ER SO BB IBB HBP BLK WP HR S P ERA WHIP	IP WLS BF H R ER SO BB IBB HBP BLK WP HR S P ERA WHIP	IP WLS BF H R ER SO BB IBB HBP BLK WP HR S P ERA WHIP	IP WLS BF H R ER SO BB IBB HBP BLK WP HR S P ERA WHIP	IP WLS BF H R ER SO BB IBB HBP BLK WP HR S P ERA WHIP	IP WLS BF H R ER SO BB IBB HBP BLK WP HR S P ERA WHIP	IP WLS BF H R ER SO BB IBB HBP BLK WP HR S P ERA WHIP	IP WLS BF H R ER SO BB IBB HBP BLK WP HR S P ERA WHIP	IP WLS BF H R ER SO BB IBB HBP BLK WP HR S P ERA WHIP	IP WLS BF H R ER SO BB IBB HBP BLK WP HR S P ERA WHIP	IP WLS BF H R ER SO BB IBB HBP BLK WP HR S P ERA WHIP	IP WLS BF H R ER SO BB IBB HBP BLK WP HR S P ERA WHIP	IP WLS BF H R ER SO BB IBB HBP BLK WP HR S P ERA WHIP	IP WLS BF H R ER SO BB IBB HBP BLK WP HR S P ERA WHIP	IP WLS BF H R ER SO BB IBB HBP BLK WP HR S P ERA WHIP	IP WLS BF H R ER SO BB IBB HBP BLK WP HR S P ERA WHIP			

AB	30
R	4
H	7
RBI	4
BB	0
SO	5
LOB	10





Batter	1	2	3	4	5	6	7	8	9	AB	R	H	RBI	BB	SO	LOB	TOP									
1 Brian Roberts, S OBP: 0.378, SLG: 0.456	G3-1		17 BB 2B	G5-3			K		BB K	4	0	1	1	1	1	2	<b>Baltimore Orioles @ Toronto Blue Jays</b> Rogers Centre, Toronto, ON Tue Sep 16 2008, 7:07 PM EDT Att: 25,746 - Clear - 64 F  <a href="http://livebaseballscorecards.com">livebaseballscorecards.com</a>									
21 Nick Markakis, L OBP: 0.405, SLG: 0.496	2B		17 BB BB	G6-3			BB		BB K	2	0	1	0	3	1	2										
6 Melvin Mora, R Kevin Millar, R OBP: 0.325, SLG: 0.400	G6-3		K	G6-3			F7			2	0	0	0	0	1	3										
17 Aubrey Huff, L OBP: 0.370, SLG: 0.572	BB		G6-3	BB			L9		G3-1	2	0	0	0	2	0	1										
Ramon Hernandez, R OBP: 0.308, SLG: 0.413	G5-3		G6-3	G6-3			G6-3		K	4	0	0	0	0	1	6										
30 Luke Scott, L OBP: 0.350, SLG: 0.498	G1-6-3		HR	HR			G5-4-3 1B		G3	4	1	2	1	0	0	0										
Adam Jones, R OBP: 0.313, SLG: 0.403	G6-3		G6-3	G6-3			G5-4-3		G1-3	4	0	0	0	0	0	1										
Oscar Salazar, R Brandon Fahey, L OBP: 0.351, SLG: 0.583 OBP: 0.260, SLG: 0.344	K		G5-3 1B	G5-3 1B			K		G4-3 BB	3	0	1	0	1	2	0										
Juan Castro, R OBP: 0.236, SLG: 0.255	BB		1 2B BB	1-2 1B			G5-3		G4-3	3	1	1	0	1	0	1										
<b>Inning Stats</b>	R: 0 E: 0 K: 0 S: 12	H: 1 LOB: 2 BB: 1 P: 21	R: 0 E: 0 K: 1 S: 8	H: 0 LOB: 0 BB: 0 P: 12	R: 1 E: 0 K: 1 S: 13	H: 1 LOB: 2 BB: 3 P: 31	R: 1 E: 0 K: 0 S: 11	H: 3 LOB: 1 BB: 0 P: 18	R: 0 E: 0 K: 0 S: 6	H: 0 LOB: 1 BB: 1 P: 16	R: 0 E: 0 K: 1 S: 5	H: 1 LOB: 0 BB: 0 P: 7	R: 0 E: 0 K: 1 S: 12	H: 0 LOB: 1 BB: 1 P: 19	R: 0 E: 0 K: 1 S: 7	H: 0 LOB: 0 BB: 0 P: 12		R: 0 E: 0 K: 1 S: 13	H: 0 LOB: 2 BB: 2 P: 23	1B: 3 2B: 2 HR: 1	SF: 0 SAC: 0 DP: 3 HBP: 0	WP: 0 PB: 0 SB: 0 CS: 0	PA: 38			
<b>PITCHER</b>	IP WLS BF H R ER SO BB IBB HBP BLK WP HR S P ERA WHIP	2.0 L 11 2 1 1 1 3 0 0 0 0 0 28 52 4.50 2.500	3.0 L 12 3 1 1 1 2 0 0 0 0 1 22 46 3.00 1.667	2.0 L 7 1 0 0 2 1 0 0 0 0 17 26 0.00 1.000	1.0 L 3 0 0 0 1 0 0 0 0 0 7 12 0.00 0.000	0.2 L 4 0 0 0 0 2 0 0 0 0 0 9 19 0.00 3.000																				
28 Shaun Marcum, R ERA: 3.39																										
John Parrish, L ERA: 4.5																										
40 Brian Wolfe, R ERA: 2.7																										
56 Brian Tallet, L ERA: 3.04																										
54 Jason Frasor, R ERA: 4.19																										
39 Jesse Carlson, L ERA: 1.81																										
19 Marco Scutaro, R OBP: 0.342, SLG: 0.349	G4-3		G4-3				F9		G6-3	4	0	0	0	0	0	1	<b>Baltimore Orioles @ Toronto Blue Jays</b> Rogers Centre, Toronto, ON Tue Sep 16 2008, 7:07 PM EDT Att: 25,746 - Clear - 64 F  <a href="http://livebaseballscorecards.com">livebaseballscorecards.com</a>									
19 José Bautista, R OBP: 0.316, SLG: 0.405	F9		F8				F9		G5-3	4	0	0	0	0	0	1										
15 Alex Rios, R OBP: 0.337, SLG: 0.465	F9		F9				G5-3		F9	4	0	0	0	0	0	0										
10 Vernon Wells, R OBP: 0.343, SLG: 0.488	G6-3		1B				BB		G6-3	3	0	1	0	1	0	0										
35 Lyle Overbay, L OBP: 0.368, SLG: 0.432	F8		F7				P5		BB	3	0	0	0	1	0	2										
33 Scott Rolen, R OBP: 0.347, SLG: 0.406	1B		F8				K		F9	4	0	1	0	0	1	2										
26 Adam Lind, L OBP: 0.328, SLG: 0.469	L9		L3				K			3	0	0	0	0	1	2										
Gregg Zaun, S OBP: 0.332, SLG: 0.344	P6		1B				1B		F9	3	0	1	0	0	0	0										
45 Travis Snider, L OBP: 0.364, SLG: 0.561	K		G6-3				G6-3		2B	3	0	1	0	0	1	1										
<b>Inning Stats</b>	R: 0 E: 0 K: 0 S: 7	H: 0 LOB: 0 BB: 0 P: 11	R: 0 E: 0 K: 0 S: 8	H: 1 LOB: 0 BB: 0 P: 10	R: 0 E: 0 K: 1 S: 9	H: 0 LOB: 0 BB: 0 P: 15	R: 0 E: 0 K: 0 S: 8	H: 1 LOB: 1 BB: 0 P: 12	R: 0 E: 0 K: 0 S: 9	H: 0 LOB: 0 BB: 0 P: 11	R: 0 E: 0 K: 2 S: 7	H: 0 LOB: 1 BB: 1 P: 13	R: 0 E: 0 K: 0 S: 9	H: 1 LOB: 1 BB: 0 P: 14	R: 0 E: 0 K: 0 S: 4	H: 0 LOB: 1 BB: 1 P: 11		1B: 3 2B: 1 3B: 0 HR: 0	SF: 0 SAC: 0 DP: 0 HBP: 0	WP: 0 PB: 0 SB: 0 CS: 0	PA: 33					
<b>PITCHER</b>	IP WLS BF H R ER SO BB IBB HBP BLK WP HR S P ERA WHIP	9.0 W 33 4 0 0 3 2 0 0 0 0 0 67 106 0.00 0.667																								
29 Chris Waters, L ERA: 4.75																										






Batter	1	2	3	4	5	6	7	8	9	AB	R	H	RBI	BB	SO	LOB	TOP						
1 Brian Roberts, S (1,4) OBP: 0.380, SLG: 0.459										5	2	3	0	0	1	0							
21 Nick Markakis, L (1,9) OBP: 0.407, SLG: 0.498										4	1	2	1	1	0	2							
6 Melvin Mora, R (1,5) OBP: 0.344, SLG: 0.488										5	1	2	2	0	0	1							
17 Aubrey Huff, L (1,3) OBP: 0.371, SLG: 0.576										5	1	2	2	0	0	2							
Ramon Hernandez, R (1,2) OBP: 0.307, SLG: 0.411										5	0	1	0	0	2	1							
Adam Jones, R (1,8) OBP: 0.312, SLG: 0.404										4	0	1	0	0	1	1							
Oscar Salazar, R (1,10) OBP: 0.344, SLG: 0.577										4	1	1	0	0	1	2							
12 Luis Montanez, R (1,7) OBP: 0.333, SLG: 0.460										3	0	0	0	0	2	2							
30 Luke Scott, L (8,PH) OBP: 0.351, SLG: 0.499										1	0	1	1	0	0	0							
Juan Castro, R (1,6) OBP: 0.238, SLG: 0.257										3	1	1	0	0	0	0							
Alex Cintron, S (8,PH) OBP: 0.306, SLG: 0.356										1	0	0	0	0	1	1							
<b>Inning Stats</b>	R: 1 E: 0 K: 0 S: 9	H: 3 LOB: 1 BB: 0 P: 11	R: 0 E: 0 K: 1 S: 7	H: 0 LOB: 0 BB: 0 P: 10	R: 0 E: 0 K: 1 S: 13	H: 1 LOB: 2 BB: 1 P: 20	R: 0 E: 0 K: 0 S: 11	H: 1 LOB: 1 BB: 0 P: 15	R: 5 E: 0 K: 3 S: 19	H: 6 LOB: 1 BB: 0 P: 31	R: 0 E: 0 K: 0 S: 4	H: 0 LOB: 0 BB: 0 P: 7	R: 0 E: 0 K: 1 S: 10	H: 0 LOB: 0 BB: 0 P: 16	R: 1 E: 0 K: 1 S: 15	H: 3 LOB: 2 BB: 0 P: 19	R: 0 E: 0 K: 1 S: 6	H: 0 LOB: 0 BB: 0 P: 9	1B: 9 2B: 4 3B: 0 HR: 1	SF: 0 SAC: 0 DP: 1 HBP: 0	WP: 0 PB: 0 SB: 0 CS: 0	PA: 41	
<b>PITCHER</b>	IP WLS BF H R ER SO BB IBB HBP BLK WP HR S P ERA WHIP																						
25 David Purcey, L (1,1) ERA: 5.54	5.0	26	11	6	6	5	1	0	0	0	0	0	0	0	1	59	87	10.80	2.400				
56 Brian Tallet, L (6,1) ERA: 2.94	1.2	5	0	0	0	0	0	0	0	0	0	0	0	0	0	9	15	0.00	0.000				
22 Brandon League, R (7,1) ERA: 2.32	1.0	6	3	1	1	2	0	0	0	0	0	0	0	0	0	16	20	9.00	3.000				
39 Jesse Carlson, L (8,1) ERA: 1.8	0.1	W	1	0	0	0	0	0	0	0	0	0	0	0	0	4	7	0.00	0.000				
52 B.J. Ryan, L (9,1) ERA: 3.65	1.0	S	3	0	0	0	1	0	0	0	0	0	0	0	0	6	9	0.00	0.000				

Baltimore Orioles @ Toronto Blue Jays  
Rogers Centre, Toronto, ON  
Wed Sep 17 2008, 7:07 PM EDT  
Att: 24,546 - Partly Cloudy - 70 F

livebaseballscorecards.com

AB 40  
R 7  
H 14  
RBI 6  
BB 1  
SO 8  
LOB 12




Batter	1	2	3	4	5	6	7	8	9	AB	R	H	RBI	BB	SO	LOB	BOTTOM						
1 Joe Inglett, L (1,4) OBP: 0.356, SLG: 0.416										5	1	2	1	0	1	3							
19 Marco Scutaro, R (1,6) OBP: 0.341, SLG: 0.347										5	1	1	1	0	0	4							
15 Alex Rios, R (1,9) OBP: 0.338, SLG: 0.472										4	1	2	3	0	1	0							
10 Vernon Wells, R (1,8) OBP: 0.342, SLG: 0.486										4	0	1	0	0	1	1							
26 Adam Lind, L (1,7) OBP: 0.327, SLG: 0.466										4	0	1	0	0	0	2							
Brad Wilkerson, L (8,7) OBP: 0.306, SLG: 0.312										0	0	0	0	0	0	0							
35 Lyle Overbay, L (1,3) OBP: 0.367, SLG: 0.431										4	1	1	0	0	0	1							
33 Scott Rolen, R (1,5) OBP: 0.350, SLG: 0.420										4	2	3	1	0	0	0							
Gregg Zaun, S (1,2) OBP: 0.336, SLG: 0.345										2	1	1	0	0	0	1							
6 John McDonald, R (6,PR) OBP: 0.255, SLG: 0.274										0	1	0	0	0	0	0							
7 Curtis Thippen, R (7,2) OBP: 0.250, SLG: 0.143										0	0	0	0	0	0	0							
45 Travis Snider, L (1,10) OBP: 0.375, SLG: 0.568										3	0	2	2	0	0	1							
<b>Inning Stats</b>	R: 0 E: 0 K: 2 S: 7	H: 0 LOB: 0 BB: 0 P: 8	R: 0 E: 0 K: 0 S: 6	H: 1 LOB: 0 BB: 0 P: 9	R: 0 E: 0 K: 0 S: 9	H: 1 LOB: 1 BB: 0 P: 12	R: 0 E: 0 K: 0 S: 7	H: 1 LOB: 1 BB: 0 P: 11	R: 5 E: 0 K: 1 S: 16	H: 5 LOB: 1 BB: 0 P: 27	R: 1 E: 1 K: 0 S: 12	H: 3 LOB: 3 BB: 0 P: 18	R: 1 E: 0 K: 0 S: 9	H: 1 LOB: 0 BB: 0 P: 12	R: 1 E: 0 K: 0 S: 10	H: 2 LOB: 1 BB: 0 P: 15	1B: 9 2B: 3 3B: 1 HR: 1	SF: 1 SAC: 1 DP: 1 HBP: 1	WP: 1 PB: 0 SB: 0 CS: 0	PA: 38			
<b>PITCHER</b>	IP WLS BF H R ER SO BB IBB HBP BLK WP HR S P ERA WHIP																						
25 Brian Bass, R (1,1) ERA: 5.15	4.1	20	7	5	5	2	0	0	0	0	0	0	0	0	1	38	55	10.38	1.615				
Lance Cormier, R (5,1) ERA: 3.93	1.2	9	4	1	1	1	0	0	0	0	0	0	0	0	0	19	30	5.40	2.400				
Rocky Cherry, R (7,1) ERA: 5.79	0.1	2	1	1	1	0	0	0	0	0	0	0	0	0	0	1	5	27.00	3.000				
32 Jamie Walker, L (7,1) ERA: 6.14	0.2	2	0	0	0	0	0	0	0	0	0	0	0	0	0	4	6	0.00	0.000				
31 Kam Mickolio, R (8,1) ERA: 8.44	1.0	L	5	2	1	1	0	0	0	0	0	0	0	0	0	10	15	9.00	2.000				

Baltimore Orioles @ Toronto Blue Jays  
Rogers Centre, Toronto, ON  
Wed Sep 17 2008, 7:07 PM EDT  
Att: 24,546 - Partly Cloudy - 70 F

livebaseballscorecards.com

AB 35  
R 8  
H 14  
RBI 8  
BB 0  
SO 3  
LOB 13





Batter	1	2	3	4	5	6	7	8	9	AB	R	H	RBI	BB	SO	LOB	TOP
<b>1 Brian Roberts, S</b> OBP: 0.379, SLG: 0.455										4	0	0	0	1	0	3	<b>Baltimore Orioles @ Toronto Blue Jays</b> Rogers Centre, Toronto, ON Thu Sep 18 2008, 7:07 PM EDT Att: 29,063 - Clear - 61 F
<b>Alex Cintron, S</b> OBP: 0.315, SLG: 0.364										3	0	2	2	0	0	0	
<b>Adam Jones, R</b> OBP: 0.312, SLG: 0.403										1	0	0	0	0	0	0	
<b>Brandon Fahey, L</b> OBP: 0.260, SLG: 0.344										0	0	0	0	0	0	0	
<b>21 Nick Markakis, L</b> OBP: 0.405, SLG: 0.495										4	0	0	0	0	2	3	
<b>17 Aubrey Huff, L</b> OBP: 0.370, SLG: 0.574										4	0	1	0	0	1	0	
<b>Kevin Millar, R</b> OBP: 0.324, SLG: 0.398										3	0	0	0	1	2	2	
<b>30 Luke Scott, L</b> OBP: 0.320, SLG: 0.497										4	0	1	0	0	1	1	
<b>Oscar Salazar, R</b> OBP: 0.369, SLG: 0.574										2	1	1	0	2	0	1	
<b>Jay Payton, R</b> OBP: 0.296, SLG: 0.356										2	1	0	0	1	0	1	
<b>Omir Santos, R</b> OBP: 0.343, SLG: 0.487										3	0	0	0	0	2	2	
<b>6 Melvin Mora, R</b> OBP: 0.343, SLG: 0.487										1	0	0	0	0	0	3	
<b>Inning Stats</b>	R: 0 H: 2 E: 0 K: 2 S: 13	H: 2 LOB: 2 BB: 0 P: 21	R: 0 H: 1 E: 0 K: 1 S: 8	H: 1 LOB: 0 BB: 0 P: 14	R: 0 H: 0 E: 0 K: 0 S: 6	H: 0 LOB: 0 BB: 0 P: 10	R: 0 H: 0 E: 0 K: 1 S: 7	H: 0 LOB: 1 BB: 1 P: 10	R: 0 H: 0 E: 0 K: 1 S: 11	H: 0 LOB: 0 BB: 0 P: 13	R: 0 H: 0 E: 0 K: 0 S: 7	H: 1 LOB: 3 BB: 1 P: 23	1B: 5 2B: 0 3B: 0 HR: 0	SF: 0 SAC: 0 DP: 1 HBP: 0	WP: 0 PB: 0 SB: 0 CS: 0	PA: 37	
<b>PITCHER</b>	IP WLS BF H R ER SO BB IBB HBP BLK WP HR S P ERA WHIP																
<b>51 Jesse Litsch, R</b> ERA: 3.72	6.0 W 25 4 2 2 6 4 0 0 0 0 0 0 59 107 3.00 1.333																
<b>40 Brian Wolfe, L</b> ERA: 2.57	7.1 1.0 H 3 0 0 0 1 0 0 0 0 0 0 7 13 0.00 0.000																
<b>39 Jesse Carlson, L</b> ERA: 1.77	8.1 1.0 H 3 0 0 0 0 0 0 0 0 0 0 7 9 0.00 0.000																
<b>52 B.J. Ryan, L</b> ERA: 3.0	9.1 1.0 S 6 1 0 0 1 1 0 0 0 0 0 0 12 23 0.00 2.000																

AB	31
R	2
H	5
RBI	2
BB	5
SO	8
LOB	16

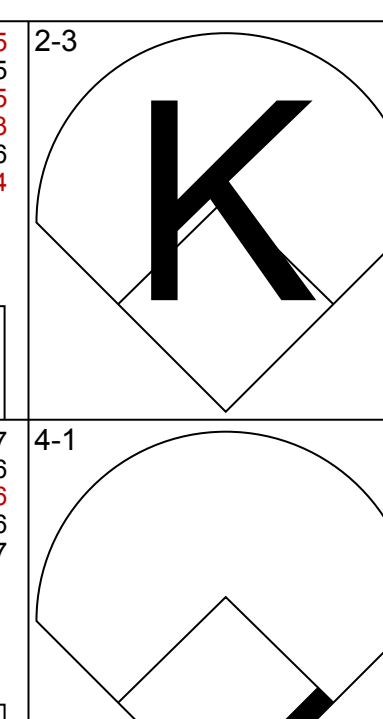
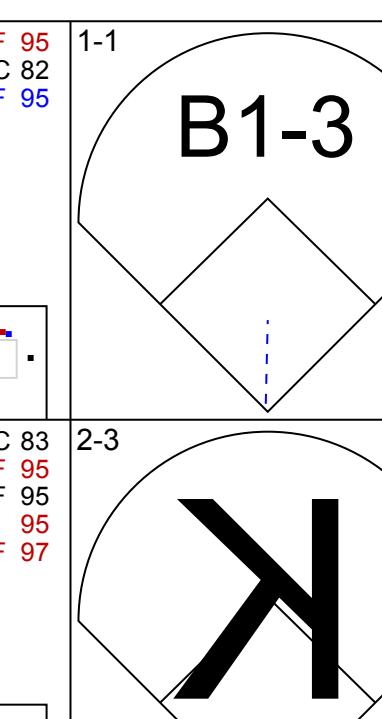
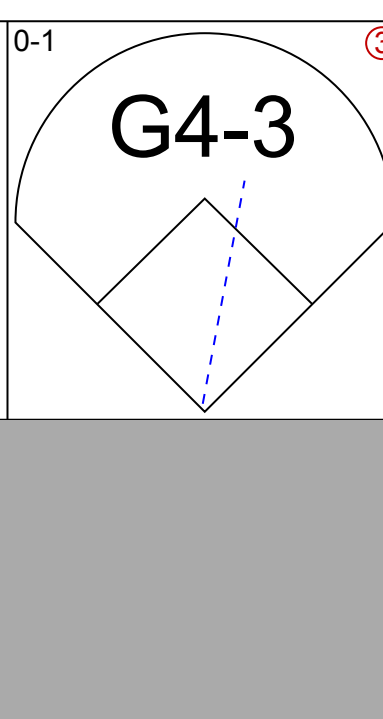
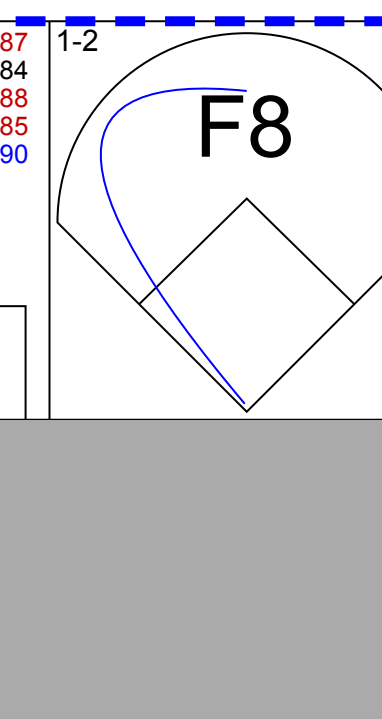
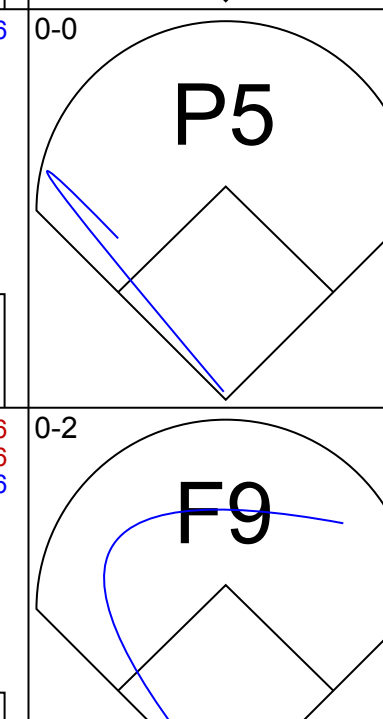
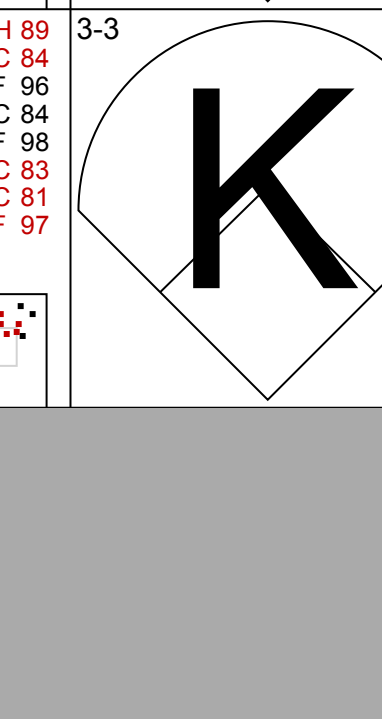





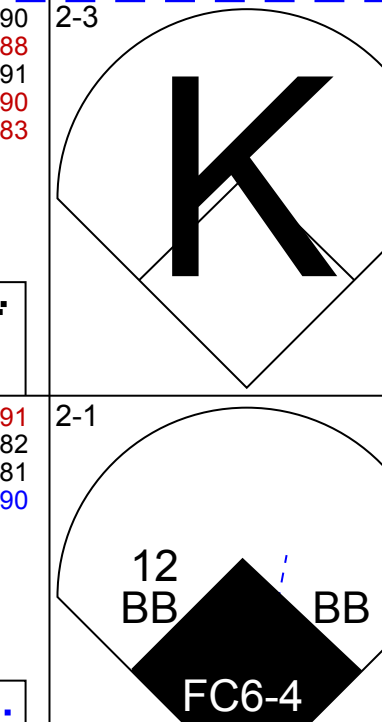

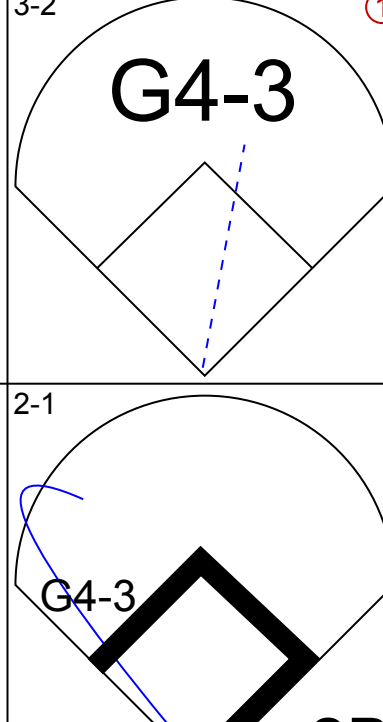
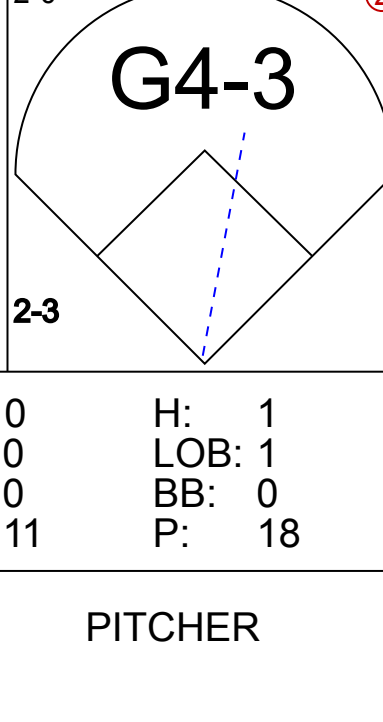
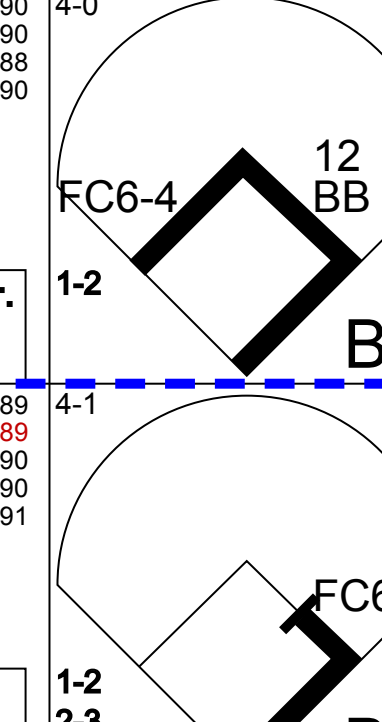

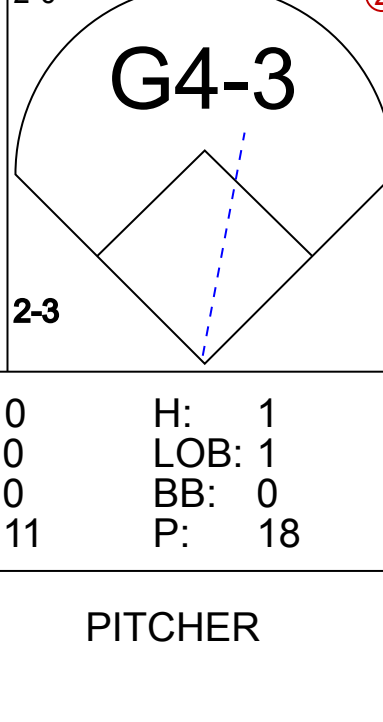
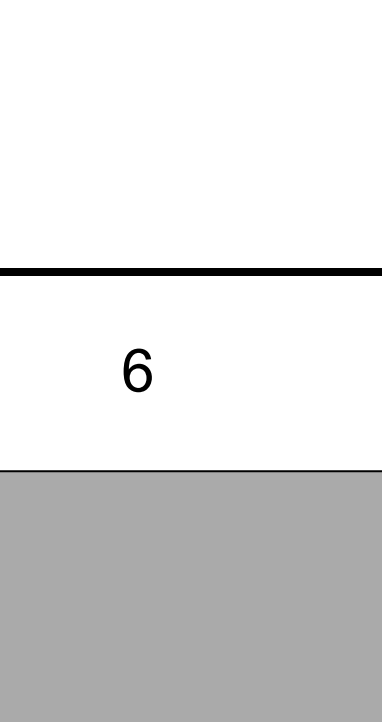
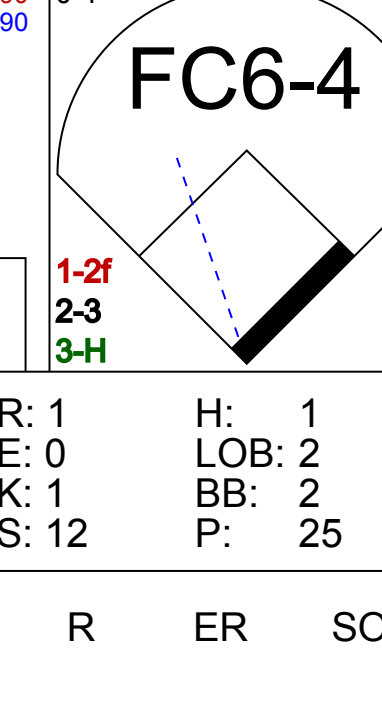
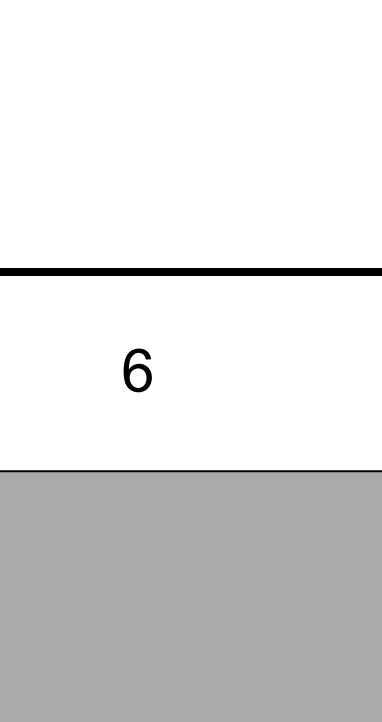

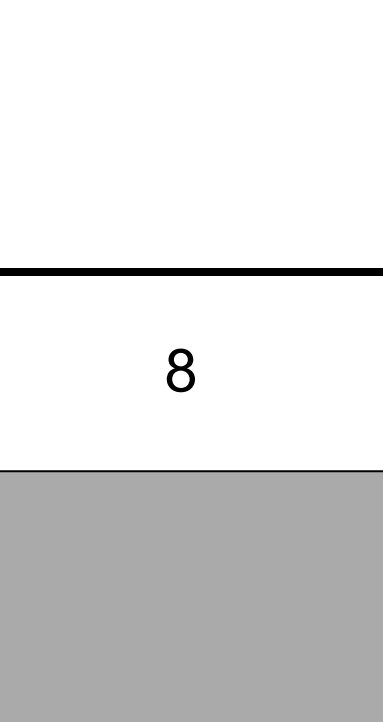
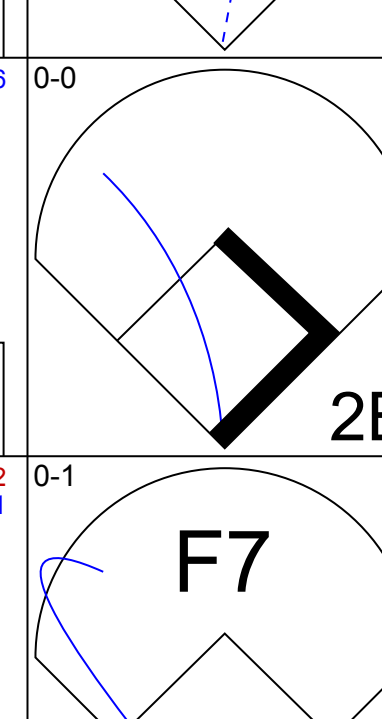

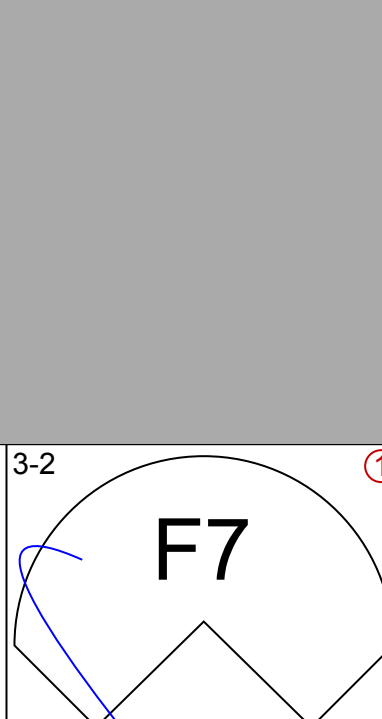
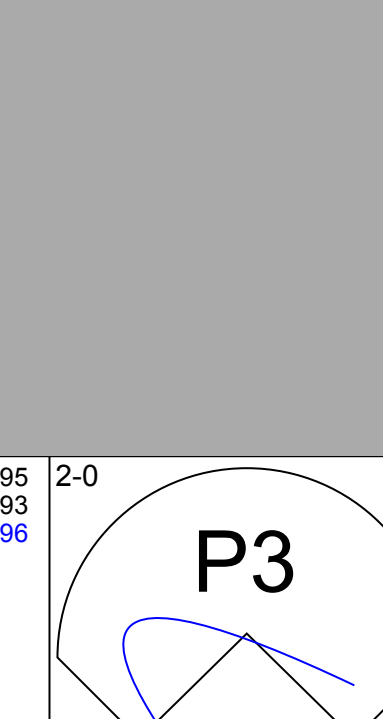
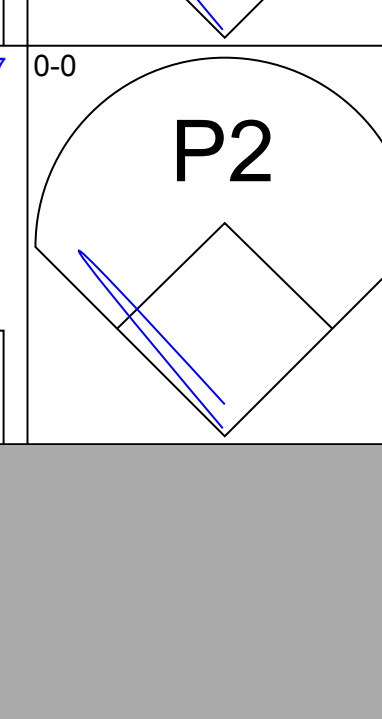
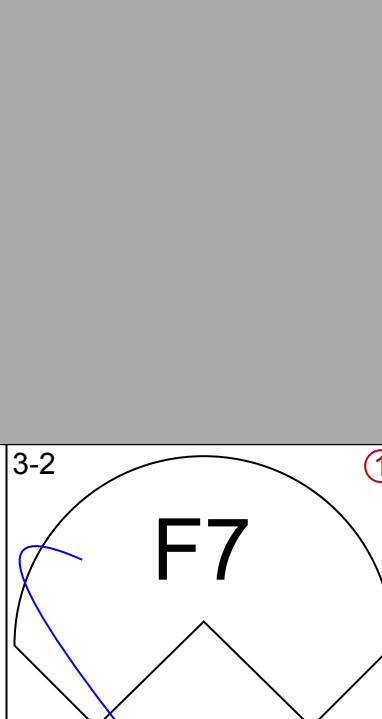
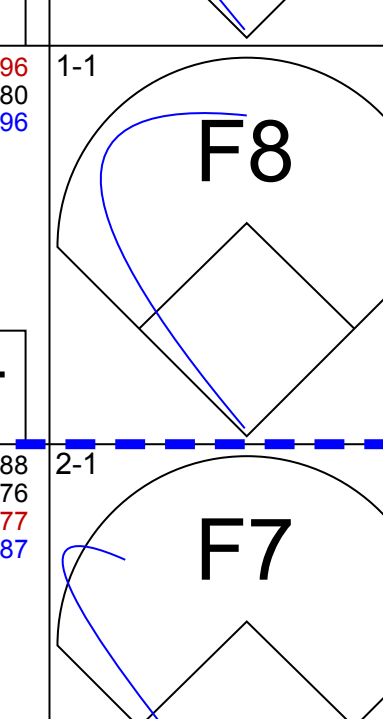

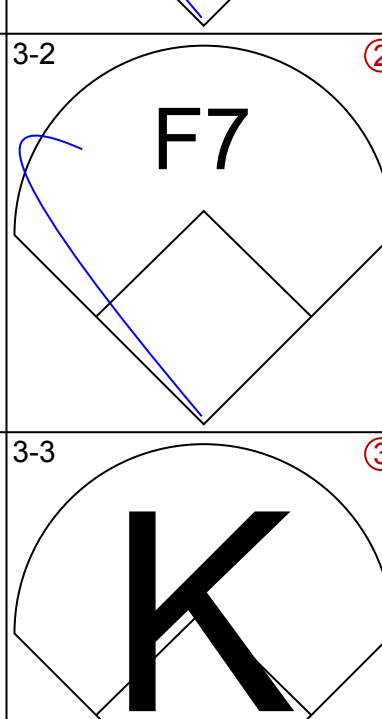






Batter	1	2	3	4	5	6	7	8	9	AB	R	H	RBI	BB	SO	LOB	BOTTOM	
<b>19 Marco Scutaro, R</b> OBP: 0.341, SLG: 0.349										3	0	1	0	0	0	2	<b>Baltimore Orioles @ Toronto Blue Jays</b> Rogers Centre, Toronto, ON Thu Sep 18 2008, 7:07 PM EDT Att: 29,063 - Clear - 61 F	
<b>19 José Bautista, R</b> OBP: 0.315, SLG: 0.412										4	1	1	1	0	1	3		
<b>6 John McDonald, R</b> OBP: 0.255, SLG: 0.274										0	0	0	0	0	0	0		
<b>15 Alex Rios, R</b> OBP: 0.338, SLG: 0.470										3	0	0	0	1	0	2		
<b>10 Vernon Wells, R</b> OBP: 0.343, SLG: 0.485										3	0	1	0	1	0	2		
<b>26 Adam Lind, L</b> OBP: 0.323, SLG: 0.459										4	1	0	0	0	0	2		
<b>33 Scott Rolen, R</b> OBP: 0.349, SLG: 0.417										3	0	0	0	1	0	1		
<b>35 Lyle Overbay, L</b> OBP: 0.366, SLG: 0.429										4	1	1	0	0	0	1		
<b>7 Curtis Thigpen, R</b> OBP: 0.300, SLG: 0.125										1	0	0	0	0	0	1		
<b>Gregg Zaun, S</b> OBP: 0.336, SLG: 0.353										1	0	1	2	0	0	0		
<b>45 Travis Snider, L</b> OBP: 0.392, SLG: 0.565										2	0	1	0	1	0	0		
<b>Inning Stats</b>	R: 1 H: 2 E: 0 K: 0 S: 12	H: 2 LOB: 1 BB: 0 P: 21	R: 0 H: 0 E: 0 K: 0 S: 12	H: 0 LOB: 2 BB: 2 P: 27	R: 0 H: 0 E: 0 K: 1 S: 7	H: 0 LOB: 0 BB: 0 P: 11	R: 0 H: 0 E: 0 K: 0 S: 9	H: 0 LOB: 0 BB: 0 P: 14	R: 0 H: 1 E: 0 K: 0 S: 8	H: 2 LOB: 1 BB: 1 P: 14	R: 0 H: 1 E: 0 K: 0 S: 15	H: 0 LOB: 2 BB: 1 P: 25	R: 0 H: 0 E: 0 K: 0 S: 10	H: 0 LOB: 0 BB: 0 P: 16	1B: 3 2B: 2 3B: 0 HR: 1	SF: 0 SAC: 1 DP: 0 HBP: 1	WP: 1 PB: 0 SB: 0 CS: 0	PA: 34
<b>PITCHER</b>	IP WLS BF H R ER SO BB IBB HBP BLK WP HR S P ERA WHIP																	
<b>Garrett Olson, L</b> ERA: 6.75	5.2 L 25 4 3 3 3 1 3 0 1 0 0 1 53 99 4.76 1.235																	
<b>53 Jim Miller, R</b> ERA: 5.97	6.1 1.1 B 6 2 0 0 0 1 0 0 0 0 1 0 16 27 0.00 2.250																	
<b>32 Jamie Walker, L</b> ERA: 5.97	8.1 1.0 3 0 0 0 0 0 0 0 0 0 0 10 16 0.00 0.000																	

AB	28
R	3
H	6
RBI	3
BB	4
SO	1
LOB	14






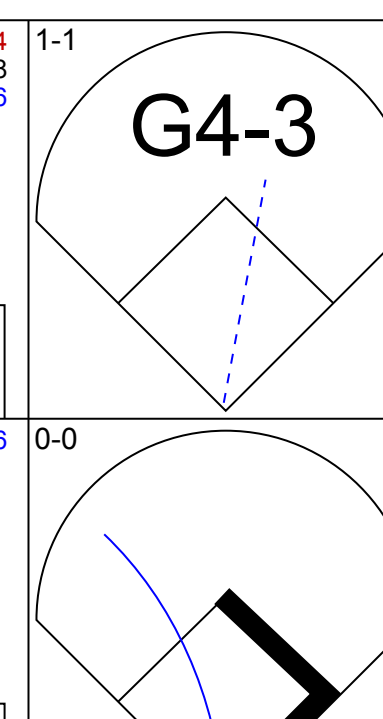

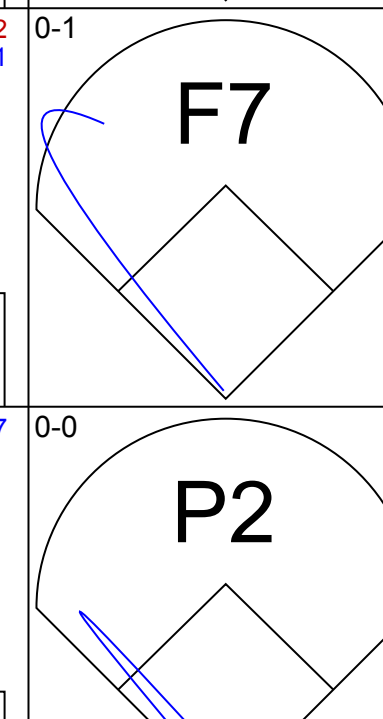


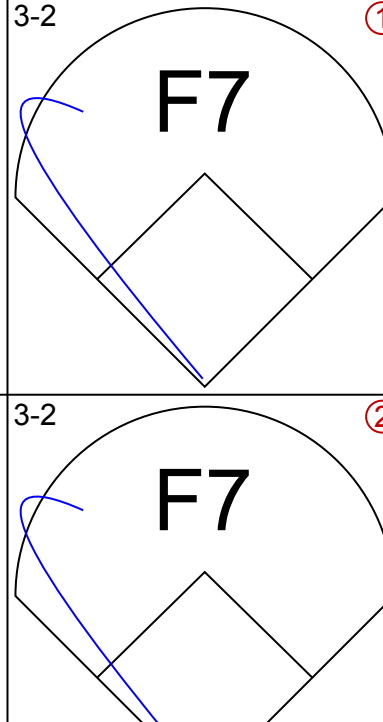




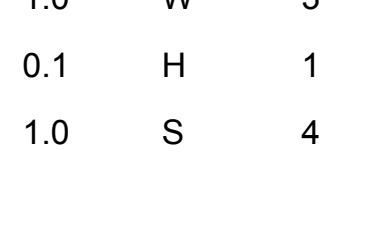

Batter	1	2	3	4	5	6	7	8	9	AB	R	H	RBI	BB	SO	LOB	TOP					
2 Jacoby Ellsbury, L (1, 8) OBP: 0.330, SLG: 0.372										5	0	1	0	0	1	3						
15 Dustin Pedroia, R (1, 4) OBP: 0.376, SLG: 0.492										4	1	0	0	1	1	2						
34 David Ortiz, L (1, 10) OBP: 0.370, SLG: 0.496										4	0	0	0	1	2	3						
20 Kevin Youkilis, R (1, 5) (9, 3) OBP: 0.385, SLG: 0.558										4	1	2	1	1	0	2						
Sean Casey, L (1, 3) OBP: 0.393, SLG: 0.410										5	0	1	2	0	2	2						
Alex Cora, L (9, 6) OBP: 0.375, SLG: 0.355										0	0	0	0	0	0	0						
44 Jason Bay, R (1, 7) OBP: 0.369, SLG: 0.524										4	1	1	0	0	0	2						
Mark Kotsay, L (1, 9) OBP: 0.331, SLG: 0.402										3	0	1	0	1	0	1						
12 Jed Lowrie, S (1, 6) (9, 5) OBP: 0.360, SLG: 0.428										3	0	2	0	1	1	2						
Jason Varitek, S (1, 2) OBP: 0.314, SLG: 0.369										4	1	1	1	0	0	5						
<b>Inning Stats</b>	R: 0 E: 0 K: 1 S: 9	H: 0 LOB: 1 BB: 1 P: 15	R: 0 E: 0 K: 1 S: 10	H: 1 LOB: 2 BB: 1 P: 15	R: 0 E: 0 K: 2 S: 10	H: 0 LOB: 0 BB: 0 P: 16	R: 0 E: 0 K: 1 S: 12	H: 2 LOB: 2 BB: 0 P: 18	R: 3 E: 0 K: 1 S: 15	H: 4 LOB: 1 BB: 0 P: 25	R: 0 E: 0 K: 0 S: 11	H: 1 LOB: 1 BB: 0 P: 18	R: 0 E: 0 K: 0 S: 8	H: 0 LOB: 0 BB: 1 P: 14	R: 1 E: 0 K: 1 S: 12	H: 1 LOB: 2 BB: 2 P: 25	R: 0 E: 0 K: 0 S: 6	H: 0 LOB: 1 BB: 1 P: 12	1B: 6 2B: 4 3B: 0 HR: 0	SF: 0 SAC: 0 DP: 1 HBP: 0	WP: 0 PB: 0 SB: 0 CS: 1	PA: 41
<b>PITCHER</b>	IP	WLS	BF	H	R	ER	SO	BB	IBB	HBP	BLK	WP	HR	S	P	ERA	WHIP					
A.J. Burnett, R (1, 1) ERA: 4.18	7.0		31	8	3	3	6	2	0	0	0	0	0	75	121	3.86	1.429					
56 Brian Tallet, L (8, 1) ERA: 3.1	0.1	L	3	1	1	1	1	1	0	0	0	0	0	5	13	27.00	6.000					
57 Shawn Camp, R (8, 1) ERA: 4.12	0.1		2	0	0	0	0	1	0	0	0	0	0	3	7	0.00	3.000					
John Parrish, L (8, 1) ERA: 4.33	1.1		5	0	0	0	0	1	0	0	0	0	0	10	17	0.00	0.750					

**Boston Red Sox @ Toronto Blue Jays**  
Rogers Centre, Toronto, ON  
Fri Sep 19 2008, 7:07 PM EDT  
Att: 34,982 - Clear - 63 F

livebaseballscores.com

AB 36  
R 4  
H 9  
RBI 4  
BB 5  
SO 7  
LOB 22




Batter	1	2	3	4	5	6	7	8	9	AB	R	H	RBI	BB	SO	LOB	BOTTOM				
1 Joe Inglett, L (1, 4) OBP: 0.361, SLG: 0.416										2	1	1	0	2	0	0					
19 Marco Scutaro, R (1, 6) OBP: 0.342, SLG: 0.355										4	0	2	1	0	0	3					
15 Alex Rios, R (1, 9) OBP: 0.336, SLG: 0.466										4	0	0	0	0	0	2					
10 Vernon Wells, R (1, 8) OBP: 0.340, SLG: 0.480										4	0	0	0	0	0	2					
35 Lyle Overbay, L (1, 3) OBP: 0.364, SLG: 0.426										4	0	0	0	0	0	0					
26 Adam Lind, L (1, 10) OBP: 0.322, SLG: 0.457										4	0	0	0	0	0	0					
Brad Wilkerson, L (9, FR) OBP: 0.306, SLG: 0.312										4	0	1	0	0	0	0					
33 Scott Rolen, R (1, 5) OBP: 0.348, SLG: 0.418										4	0	0	0	0	0	0					
Gregg Zaun, S (1, 2) OBP: 0.337, SLG: 0.355										4	1	1	0	0	1	1					
45 Travis Snider, L (1, 7) OBP: 0.382, SLG: 0.560										4	1	1	1	0	0	1					
<b>Inning Stats</b>	R: 2 E: 0 K: 0 S: 6	H: 3 LOB: 2 BB: 1 P: 33	R: 0 E: 0 K: 0 S: 5	H: 0 LOB: 0 BB: 0 P: 6	R: 0 E: 0 K: 0 S: 7	H: 0 LOB: 0 BB: 0 P: 12	R: 1 E: 0 K: 1 S: 11	H: 2 LOB: 1 BB: 0 P: 17	R: 0 E: 0 K: 1 S: 14	H: 0 LOB: 0 BB: 0 P: 23	R: 0 E: 0 K: 1 S: 10	H: 0 LOB: 1 BB: 1 P: 15	R: 0 E: 0 K: 0 S: 5	H: 0 LOB: 0 BB: 0 P: 10	R: 0 E: 1 K: 1 S: 14	H: 1 LOB: 2 BB: 0 P: 20	1B: 2 2B: 5 3B: 0 HR: 0	SF: 0 SAC: 0 DP: 0 HBP: 0	WP: 0 PB: 0 SB: 0 CS: 0	PA: 36	
<b>PITCHER</b>	IP	WLS	BF	H	R	ER	SO	BB	IBB	HBP	BLK	WP	HR	S	P	ERA	WHIP				
36 Paul Byrd, R (1, 1) ERA: 4.83	6.0		25	6	3	3	2	1	0	0	0	0	0	65	98	4.50	1.167				
48 Javier Lopez, L (7, 1) ERA: 2.48	0.2		3	0	0	0	1	1	0	0	0	0	0	9	14	0.00	1.500				
17 Manny Delcarmen, R (7, 1) ERA: 4.44	1.0	W	3	0	0	0	0	0	0	0	0	0	0	4	7	0.00	0.000				
37 Hideki Okajima, L (8, 1) ERA: 2.81	0.1	H	1	0	0	0	0	0	0	0	0	0	0	2	4	0.00	0.000				
58 Jonathan Papelbon, R (9, 1) ERA: 2.08	1.0	S	4	1	0	0	1	0	0	0	0	0	0	14	20	0.00	1.000				

**Boston Red Sox @ Toronto Blue Jays**  
Rogers Centre, Toronto, ON  
Fri Sep 19 2008, 7:07 PM EDT  
Att: 34,982 - Clear - 63 F

livebaseballscores.com

AB 34  
R 3  
H 7  
RBI 3  
BB 2  
SO 4  
LOB 11





Batter	1	2	3	4	5	6	7	8	9	AB R H RBI BB SO LOB	TOP											
2 Jacoby Ellsbury, L OBP: 0.329, SLG: 0.370										5 0 1 0 0 0 0	<b>Boston Red Sox @ Toronto Blue Jays</b> Rogers Centre, Toronto, ON Sat Sep 20 2008, 1:07 PM EDT Att: 40,554 - Sunny - 72 F											
15 Dustin Pedroia, R OBP: 0.376, SLG: 0.492										4 1 1 0 1 0 0												
34 David Ortiz, L OBP: 0.371, SLG: 0.495										3 1 1 1 1 0 2												
20 Kevin Youkilis, R OBP: 0.384, SLG: 0.556										4 0 1 0 0 2 3												
44 Jason Bay, R OBP: 0.372, SLG: 0.530										3 1 2 2 1 0 2												
12 Jed Lowrie, S OBP: 0.355, SLG: 0.421										4 0 0 0 0 1 4												
Coco Crisp, S OBP: 0.344, SLG: 0.404										4 0 1 0 0 0 2												
Alex Cora, L OBP: 0.366, SLG: 0.345										4 0 0 0 0 0 3												
Jason Varitek, S OBP: 0.311, SLG: 0.365										4 0 0 0 0 1 1												
<b>Inning Stats</b>	R: 0 E: 0 K: 1 S: 12	H: 1 LOB: 2 BB: 1 P: 22	R: 0 E: 0 K: 1 S: 8	H: 1 LOB: 1 BB: 0 P: 15	R: 3 E: 0 K: 0 S: 11	H: 3 LOB: 0 BB: 0 P: 20	R: 0 E: 0 K: 0 S: 5	H: 0 LOB: 3 BB: 2 P: 6	R: 0 E: 0 K: 1 S: 19	H: 1 LOB: 3 BB: 2 P: 33	R: 0 E: 0 K: 0 S: 6	H: 0 LOB: 0 BB: 0 P: 10	R: 0 E: 0 K: 0 S: 10	H: 0 LOB: 0 BB: 0 P: 12	R: 0 E: 1 K: 1 S: 16	H: 1 LOB: 2 BB: 0 P: 24	R: 0 E: 0 K: 0 S: 8	H: 0 LOB: 0 BB: 0 P: 12	1B: 5 2B: 1 3B: 0 HR: 1	SF: 0 SAC: 0 DP: 0 HBP: 0	WP: 1 PB: 0 SB: 2 CS: 0	PA: 38
<b>PITCHER</b>	IP WLS BF H R ER SO BB IBB HBP BLK WP HR S P ERA WHIP											IP WLS BF H R ER SO BB IBB HBP BLK WP HR S P ERA WHIP										
32 Roy Halladay, R ERA: 2.81	6.0 W 27 6 3 3 3 3 0 0 0 1 1 61 106 4.50 1.500																					
39 Jesse Carlson, L ERA: 1.74	1.0 H 3 0 0 0 0 0 0 0 0 0 0 10 12 0.00 0.000																					
22 Brandon League, R ERA: 2.25	1.0 H 5 1 0 0 1 0 0 0 0 0 0 16 24 0.00 1.000																					
52 B.J. Ryan, L ERA: 2.95	1.0 S 3 0 0 0 0 0 0 0 0 0 0 8 12 0.00 0.000																					

Batter	1	2	3	4	5	6	7	8	9	AB R H RBI BB SO LOB	BOTTOM											
19 Marco Scutaro, R OBP: 0.343, SLG: 0.358										4 2 2 2 0 0 1	<b>Boston Red Sox @ Toronto Blue Jays</b> Rogers Centre, Toronto, ON Sat Sep 20 2008, 1:07 PM EDT Att: 40,554 - Sunny - 72 F											
19 José Bautista, R OBP: 0.317, SLG: 0.413										4 0 2 1 0 1 2												
15 Alex Rios, R OBP: 0.338, SLG: 0.467										3 0 2 2 1 0 1												
10 Vernon Wells, R OBP: 0.339, SLG: 0.476										3 0 0 0 1 1 4												
35 Lyle Overbay, L OBP: 0.362, SLG: 0.423										4 0 0 0 0 0 4												
33 Scott Rolen, R OBP: 0.350, SLG: 0.426										4 2 2 1 0 1 0												
Kevin Mench, R OBP: 0.313, SLG: 0.348										2 1 0 0 1 1 0												
45 Travis Snider, L OBP: 0.375, SLG: 0.549										1 0 0 0 0 0 0												
7 Curtis Thigpen, R OBP: 0.308, SLG: 0.182										3 0 1 0 0 0 0												
6 John McDonald, R OBP: 0.256, SLG: 0.271										2 1 0 0 0 0 0												
<b>Inning Stats</b>	R: 1 E: 0 K: 1 S: 11	H: 2 LOB: 1 BB: 0 P: 19	R: 4 E: 1 K: 0 S: 15	H: 3 LOB: 2 BB: 2 P: 26	R: 0 E: 0 K: 2 S: 7	H: 0 LOB: 0 BB: 0 P: 12	R: 0 E: 0 K: 0 S: 11	H: 1 LOB: 2 BB: 1 P: 20	R: 0 E: 0 K: 1 S: 7	H: 1 LOB: 1 BB: 0 P: 10	R: 0 E: 0 K: 0 S: 7	H: 1 LOB: 0 BB: 0 P: 10	R: 0 E: 0 K: 0 S: 7	H: 1 LOB: 0 BB: 0 P: 10	R: 1 E: 0 K: 0 S: 9	H: 1 LOB: 0 BB: 0 P: 13	R: 0 E: 0 K: 0 S: 9	H: 0 LOB: 0 BB: 0 P: 13	1B: 7 2B: 1 3B: 0 HR: 1	SF: 0 SAC: 2 DP: 2 HBP: 1	WP: 0 PB: 0 SB: 1 CS: 0	PA: 36
<b>PITCHER</b>	IP WLS BF H R ER SO BB IBB HBP BLK WP HR S P ERA WHIP											IP WLS BF H R ER SO BB IBB HBP BLK WP HR S P ERA WHIP										
31 Jon Lester, L ERA: 3.28	7.0 L 32 8 5 5 4 2 1 1 0 0 0 1 9 102 6.43 1.429																					
63 Justin Masterson, R ERA: 3.25	1.0 4 1 1 1 0 0 0 0 0 0 0 1 9 13 9.00 1.000																					





Batter	1	2	3	4	5	6	7	8	9	AB	R	H	RBI	BB	SO	LOB	TOP					
2 Jacoby Ellsbury, L OBP: 0.332, SLG: 0.381										4	2	3	0	0	0	1	<b>Boston Red Sox @ Toronto Blue Jays</b> Rogers Centre, Toronto, ON Sun Sep.21 2008, 1:07 PM EDT Att: 38,814 - Cloudy - 59 F					
15 Dustin Pedroia, R OBP: 0.375, SLG: 0.493										3	0	1	1	0	0	2						
34 David Ortiz, L OBP: 0.370, SLG: 0.500										4	1	1	2	0	0	1						
20 Kevin Youkilis, R OBP: 0.383, SLG: 0.553										3	0	0	0	1	2	1						
44 Jason Bay, R OBP: 0.371, SLG: 0.528										3	0	0	0	1	0	2						
Mark Kotsay, L OBP: 0.330, SLG: 0.400										4	0	1	0	0	0	1						
12 Jed Lowrie, S OBP: 0.350, SLG: 0.414											4	0	0	0	0	2		1				
Sean Casey, L OBP: 0.387, SLG: 0.403										3	0	0	0	0	0	0						
Alex Cora, L OBP: 0.364, SLG: 0.343										1	0	0	0	0	0	0						
Jason Varitek, S OBP: 0.311, SLG: 0.365										3	0	1	0	0	1	0						
<b>Inning Stats</b>	R: 1 H: 1 E: 0 K: 0 S: 12	H: 1 LOB: 1 BB: 1 P: 24	R: 0 H: 0 E: 0 K: 1 S: 8	H: 0 LOB: 0 BB: 0 P: 14	R: 2 H: 2 E: 0 K: 2 S: 12	H: 2 LOB: 0 BB: 0 P: 16	R: 0 H: 1 E: 0 K: 1 S: 8	H: 1 LOB: 1 BB: 0 P: 14	R: 0 H: 1 E: 0 K: 1 S: 9	H: 0 LOB: 1 BB: 0 P: 15	R: 0 H: 0 E: 0 K: 1 S: 8	H: 0 LOB: 1 BB: 0 P: 12	R: 0 H: 1 E: 0 K: 0 S: 11	H: 1 LOB: 1 BB: 0 P: 18	R: 0 H: 1 E: 0 K: 0 S: 10	H: 0 LOB: 1 BB: 0 P: 15	R: 0 H: 0 E: 0 K: 0 S: 8	H: 0 LOB: 0 BB: 0 P: 13	1B: 2 2B: 4 3B: 1 HR: 1	SF: 1 SAC: 0 DP: 1 HBP: 0	WP: 0 PB: 0 SB: 1 CS: 1	PA: 35
<b>PITCHER</b>	IP WLS BF H R ER SO BB IBB HBP BLK WP HR S P ERA WHIP																					
48 Scott Richmond, R ERA: 5.14	5.0 L 20 5 3 3 4 1 0 0 0 0 0 1 49 83 5.40 1.200																					
John Parnish, L ERA: 4.1	2.0 8 1 0 0 1 1 0 0 0 0 0 0 19 30 0.00 1.000																					
40 Brian Wolfe, R ERA: 2.45	1.0 4 1 0 0 0 0 0 0 0 0 0 0 0 10 15 0.00 1.000																					
56 Brian Tallet, L ERA: 3.04	1.0 3 0 0 0 0 0 0 0 0 0 0 0 0 8 13 0.00 0.000																					

Batter	1	2	3	4	5	6	7	8	9	AB	R	H	RBI	BB	SO	LOB	BOTTOM			
1 Joe Inglett, L OBP: 0.360, SLG: 0.417										4	0	1	0	0	0	0	<b>Boston Red Sox @ Toronto Blue Jays</b> Rogers Centre, Toronto, ON Sun Sep.21 2008, 1:07 PM EDT Att: 38,814 - Cloudy - 59 F			
19 Marco Scutaro, R OBP: 0.340, SLG: 0.355										4	0	0	0	0	2	1				
15 Alex Rios, R OBP: 0.336, SLG: 0.464											4	0	0	0	0	1				
10 Vernon Wells, R OBP: 0.341, SLG: 0.479										4	0	2	0	0	0	1				
26 Adam Lind, L OBP: 0.318, SLG: 0.451											4	0	0	0	1	2				
35 Lyle Overbay, L OBP: 0.362, SLG: 0.422											1	0	0	0	1	0				
19 José Bautista, R OBP: 0.316, SLG: 0.412										1	0	0	0	0	0	0				
33 Scott Rolen, R OBP: 0.348, SLG: 0.424											2	0	0	0	1	2				
Brad Wilkerson, L OBP: 0.305, SLG: 0.310											1	0	0	0	0	0				
45 Travis Snider, L OBP: 0.373, SLG: 0.528											2	0	0	0	1	2				
7 Curtis Thigpen, R OBP: 0.250, SLG: 0.143											3	0	0	0	2	1				
<b>Inning Stats</b>	R: 0 H: 0 E: 0 K: 1 S: 12	H: 0 LOB: 0 BB: 0 P: 19	R: 0 H: 1 E: 0 K: 2 S: 15	H: 1 LOB: 2 BB: 1 P: 26	R: 0 H: 0 E: 0 K: 1 S: 8	H: 0 LOB: 0 BB: 0 P: 11	R: 0 H: 0 E: 0 K: 0 S: 5	H: 0 LOB: 0 BB: 0 P: 9	R: 0 H: 1 E: 0 K: 0 S: 11	H: 0 LOB: 1 BB: 0 P: 13	R: 0 H: 0 E: 0 K: 1 S: 8	H: 0 LOB: 0 BB: 0 P: 15	R: 0 H: 0 E: 0 K: 1 S: 6	H: 0 LOB: 0 BB: 0 P: 10	R: 0 H: 1 E: 0 K: 0 S: 9	H: 1 LOB: 1 BB: 0 P: 16	1B: 1 2B: 2 3B: 0 HR: 0	SF: 0 SAC: 0 DP: 0 HBP: 0	WP: 0 PB: 0 SB: 0 CS: 0	PA: 32
<b>PITCHER</b>	IP WLS BF H R ER SO BB IBB HBP BLK WP HR S P ERA WHIP																			
18 Daisuke Matsuzaka, R ERA: 2.8	7.0 W 25 2 0 0 6 2 0 0 0 0 0 0 69 109 0.00 0.571																			
37 Hideki Okajima, L ERA: 2.76	1.0 H 3 0 0 0 1 0 0 0 0 0 0 0 6 10 0.00 0.000																			
58 Jonathan Papelbon, R ERA: 2.05	1.0 S 4 1 0 0 0 0 0 0 0 0 0 0 9 16 0.00 1.000																			





Batter	1	2	3	4	5	6	7	8	9	AB	R	H	RBI	BB	SO	LOB	TOP										
11 Brett Gardner, L OBP: 0.283, SLG: 0.279	G4-3		G4-3					1B		4	0	2	0	0	0	0	New York Yankees @ Toronto Blue Jays Rogers Centre, Toronto, ON Tue Sep 23 2008, 7:07 PM EDT Att: 27,216 - Clear - 64 F										
18 Johnny Damon, L OBP: 0.376, SLG: 0.461 53 Melky Cabrera, S OBP: 0.296, SLG: 0.337	G3		G3					F9		4	0	0	0	0	1	1											
Bobby Abreu, L OBP: 0.373, SLG: 0.474	G4-3		G6-3					1B		4	0	1	0	0	1	0											
13 Alex Rodriguez, R OBP: 0.391, SLG: 0.575		G6-3		G5-3				K		4	0	0	0	0	2	1											
Jason Giambi, L OBP: 0.377, SLG: 0.515 2 Derek Jeter, R OBP: 0.364, SLG: 0.409		22 2B 24 G4-3		HR				K		4	2	2	1	0	1	0											
22 Xavier Nady, R OBP: 0.358, SLG: 0.512		24 G4-3		K				P3		4	0	1	0	0	1	0											
24 Robinson Cano, L OBP: 0.299, SLG: 0.403		G4-3		P6				12 WP 12 PB		4	1	1	1	0	0	1											
12 Cody Ransom, R OBP: 0.344, SLG: 0.552		BB		K				L6		2	0	0	0	1	1	0											
26 José Molina, R OBP: 0.267, SLG: 0.317		K		F8				K		3	0	0	0	0	2	2											
<b>Inning Stats</b>	R: 0 H: 0 E: 0 K: 0 S: 7	H: 0 LOB: 0 BB: 0 P: 12	R: 1 H: 2 E: 0 K: 1 S: 11	H: 2 LOB: 2 BB: 1 P: 23	R: 0 H: 0 E: 0 K: 0 S: 8	H: 0 LOB: 0 BB: 0 P: 13	R: 1 H: 1 E: 0 K: 1 S: 13	H: 1 LOB: 1 BB: 0 P: 19	R: 0 H: 1 E: 0 K: 2 S: 11	H: 1 LOB: 1 BB: 0 P: 16	R: 0 H: 0 E: 0 K: 3 S: 10	H: 0 LOB: 0 BB: 0 P: 14	R: 1 H: 1 E: 0 K: 1 S: 9	H: 1 LOB: 0 BB: 0 P: 13	R: 0 H: 2 E: 0 K: 1 S: 10	H: 2 LOB: 1 BB: 0 P: 15	R: 0 H: 0 E: 0 K: 0 S: 5	H: 0 LOB: 0 BB: 0 P: 11	1B: 3 2B: 2 3B: 1 HR: 1	SF: 0 SAC: 0 DP: 0 HBP: 0	WP: 1 PB: 1 CS: 0	PA: 34					
<b>PITCHER</b>	IP	WLS	BF	H	R	ER	SO	BB	IBB	HBP	BLK	WP	HR	S	P	ERA	WHIP										
51 Jesse Litsch, R ERA: 3.67	7.0	L	27	5	3	2	8	1	0	0	0	1	1	69	110	2.57	0.857										
56 Brian Tallet, L ERA: 2.93	2.0		7	2	0	0	1	0	0	0	0	0	0	15	26	0.00	1.000										

Batter	1	2	3	4	5	6	7	8	9	AB	R	H	RBI	BB	SO	LOB	BOTTOM										
1 Joe Inglett, L OBP: 0.356, SLG: 0.412	F8		G4-6-3					G4-3		4	0	0	0	0	1	2	New York Yankees @ Toronto Blue Jays Rogers Centre, Toronto, ON Tue Sep 23 2008, 7:07 PM EDT Att: 27,216 - Clear - 64 F										
19 Marco Scutaro, R OBP: 0.340, SLG: 0.356		2B		G1-3				G6-3		4	0	1	0	0	1	1											
15 Alex Rios, R OBP: 0.337, SLG: 0.465		K		10 G6-4-3				10 E		4	0	2	0	0	2	1											
10 Vernon Wells, R OBP: 0.340, SLG: 0.477		K		1 SAFE D FC 83 B SI 81 X SI 88				E6		4	0	1	0	0	1	1											
26 Adam Lind, L OBP: 0.323, SLG: 0.453 Brad Wilkerson, L OBP: 0.305, SLG: 0.310		1B		G1				35 BB 33 1B		3	1	2	0	1	0	1											
35 Lyle Overbay, L OBP: 0.361, SLG: 0.420		K		G6-3				45 WP 33 1B		3	0	0	0	1	2	4											
33 Scott Rolen, R OBP: 0.347, SLG: 0.422		K		F9				45 WP 1B		4	0	1	1	0	1	1											
Gregg Zaun, S OBP: 0.332, SLG: 0.349		K		K				K		4	0	0	0	0	4	2											
45 Travis Snider, L OBP: 0.381, SLG: 0.526		1 G4-6-3		1B				1B		4	0	2	0	0	2	2											
<b>Inning Stats</b>	R: 0 H: 1 E: 0 K: 1 S: 10	H: 1 LOB: 1 BB: 0 P: 16	R: 0 H: 1 E: 0 K: 3 S: 10	H: 1 LOB: 0 BB: 0 P: 15	R: 0 H: 1 E: 0 K: 1 S: 8	H: 1 LOB: 0 BB: 0 P: 12	R: 0 H: 1 E: 0 K: 0 S: 9	H: 1 LOB: 1 BB: 0 P: 15	R: 0 H: 0 E: 0 K: 3 S: 13	H: 1 LOB: 1 BB: 0 P: 19	R: 1 H: 2 E: 0 K: 2 S: 18	H: 2 LOB: 2 BB: 1 P: 30	R: 0 H: 2 E: 1 K: 1 S: 9	H: 2 LOB: 3 BB: 1 P: 19	R: 0 H: 0 E: 0 K: 2 S: 7	H: 0 LOB: 0 BB: 0 P: 13	1B: 8 2B: 1 3B: 0 HR: 0	SF: 0 SAC: 0 DP: 1 HBP: 0	WP: 1 PB: 0 CS: 0	PA: 36							
<b>PITCHER</b>	IP	WLS	BF	H	R	ER	SO	BB	IBB	HBP	BLK	WP	HR	S	P	ERA	WHIP										
35 Mike Mussina, R ERA: 3.47	5.0	W	17	4	0	0	6	0	0	0	0	0	0	47	73	0.00	0.800										
48 Phil Coke, L ERA: 1.87	0.1	H	2	1	0	0	1	0	0	0	0	0	0	7	9	0.00	3.000										
38 Brian Bruney, R ERA: 1.87	1.0	H	3	0	0	0	2	0	0	0	0	0	0	8	14	0.00	0.000										
43 Damaso Marte, L ERA: 4.02	0.0		2	1	0	0	0	1	0	0	0	0	0	8	15	=	=										
62 Joba Chamberlain, R ERA: 5.42	1.2	H	9	3	1	1	3	0	1	0	0	1	0	17	30	5.40	1.800										
<b>PITCHER</b>	IP	WLS	BF	H	R	ER	SO	BB	IBB	HBP	BLK	WP	HR	S	P	ERA	WHIP										
42 Mariano Rivera, R ERA: 1.43	1.0	S	3	0	0	0	2	0	0	0	0	0	0	7	13	0.00	0.000										

AB	33
R	3
H	7
RBI	2
BB	1
SO	9
LOB	5



AB	34
R	1
H	9
RBI	1
BB	2
SO	14
LOB	15





Batter	1	2	3	4	5	6	7	8	9	10	AB	R	H	RBI	BB	SO	LOB	TOP						
11 Brett Gardner, L OBP: 0.263, SLG: 0.278	(1,8) C FF 95 0-1 X FF 95		(1,8) C SI 94 0-1 X SI 94	(1,8) FC4-6 22 1B	(1,8) B FF 94 2-3 B KC 82 X SI 94 X KC 84		(1,8) C SI 94 2-3 B KC 82 X SI 94 X KC 84			(1,8) X SI 87 0-0	4	1	1	0	0	2	3							
24 Robinson Cano, L OBP: 0.300, SLG: 0.402	(1,4) C SI 95 0-2 X SI 97		(1,4) 1 SAFE B CH 88 F FF 94 1 SAFE B CH 87 X FF 93	(1,4) E6 22 1B	(1,4) C SI 94 1-1 X SI 94		(1,4) G4-3	(1,4) S KC 80 0-3 C KC 81 X KC 82		(1,4) H SI 88 1-0	4	2	1	0	0	1	0							
Bobby Abreu, L OBP: 0.372, SLG: 0.477	(1,9) B FF 95 1-0 X SI 95		(1,9) B FF 94 2-3 B KC 82 X SI 94 X KC 83	(1,9) K	(1,9) C FF 94 2-3 B KC 84 X SI 94 X KC 82		(1,9) K	(1,9) C FF 94 1-3 B KC 81 X SI 94 X KC 82		(1,9) B SI 81 1-0 X SI 81	5	1	1	4	0	3	2							
22 Xavier Nady, R OBP: 0.357, SLG: 0.509	(1,7) (10,3)		(1,7) B FF 94 1-2 B KC 83 X SI 94 X KC 83	(1,7) K	(1,7) B FF 95 1-2 B KC 84 X SI 95 X KC 83		(1,7) L9	(1,7) C SI 94 1-1 B KC 84 X SI 94 X KC 82		(1,7) B SI 88 0-0 X SI 88	5	0	1	2	0	1	1							
Jason Giambi, L OBP: 0.378, SLG: 0.512	(1,10)		(1,10) C FF 95 1-3 B KC 83 X SI 95 X KC 79	(1,10) K	(1,10) C FF 95 1-2 B KC 82 X SI 95 X KC 82		(1,10) G4-3	(1,10) B KC 80 4-0 B FF 93 X SI 94 X KC 84		(1,10) C SI 82 1-2 H SI 90	2	0	0	0	1	1	1							
18 Johnny Damon, L OBP: 0.377, SLG: 0.462	(9, PR) (9,10)		(9, PR) C FF 95 1-2 B KC 82 X SI 95 X KC 82	(9, PR) K	(9, PR) C FF 95 1-2 B KC 82 X SI 95 X KC 82		(9, PR) G4-3	(9, PR) B KC 80 4-0 B FF 93 X SI 94 X KC 84		(9, PR) C SI 82 1-2 H SI 90	2	0	0	0	0	0	0							
Wilson Betemit, S OBP: 0.290, SLG: 0.427	(1,5)		(1,5) B KC 83 1-1 X KC 83	(1,5) K	(1,5) C FF 94 1-0 B KC 83 X SI 94 X KC 83		(1,5) G4-6-3	(1,5) C FF 93 0-2 B KC 80 X SI 93 X KC 81		(1,5) C SI 88 0-2 1 SAFE M SI 91 X SI 84	5	0	2	0	0	0	4							
12 Cody Ransom, R OBP: 0.333, SLG: 0.500	(1,6)		(1,6) F SI 96 4-2 B SAFE B FF 97 B SI 97 X SI 97	(1,6) K	(1,6) C FF 94 2-2 B KC 81 X SI 94 X KC 82		(1,6) G6-3	(1,6) C KC 82 3-3 B KC 81 X SI 94 X KC 84		(1,6) F SI 89 3-3 1 SAFE B SI 83 B SI 84 S KC 85 X KC 82	3	0	0	0	1	2	2							
72 Juan Miranda, L OBP: 0.500, SLG: 0.500	(1,3)		(1,3) B KC 81 1-1 X SI 96	(1,3) F7	(1,3) C FF 94 0-0 X CH 88		(1,3) K	(1,3) B FF 93 2-3 B KC 80 X SI 93 X KC 81		(1,3) B SI 80 1-0 X SI 80	4	0	2	0	0	1	2							
53 Melky Cabrera, S OBP: 0.296, SLG: 0.337	(10, PR) (10,7)		(10, PR) C FF 96 1-1 B KC 81 X SI 96	(10, PR) F7	(10, PR) C FF 94 2-3 B KC 83 X SI 94 X KC 83		(10, PR) K	(10, PR) B FF 93 2-3 B KC 80 X SI 93 X KC 81		(10, PR) B SI 80 1-0 X SI 80	0	1	0	0	0	0	0							
Chad Moeller, R OBP: 0.299, SLG: 0.310	(1,2)		(1,2) C SI 94 0-1 X SI 94	(1,2) K	(1,2) B SI 94 2-3 B KC 83 X SI 94 X KC 83		(1,2) F8	(1,2) X FF 94 0-0		(1,2) L SI 88 4-2 B SI 87 F SI 82 B SI 82 B SI 88	3	1	1	0	1	1	2							
Inning Stats	R: 0 E: 0 K: 0 S: 6	H: 1 LOB: 0 BB: 0 P: 7	R: 0 E: 0 K: 2 S: 13	H: 1 LOB: 2 BB: 1 P: 22	R: 2 E: 1 K: 1 S: 16	H: 3 LOB: 1 BB: 0 P: 22	R: 0 E: 0 K: 1 S: 12	H: 2 LOB: 2 BB: 0 P: 19	R: 0 E: 0 K: 1 S: 7	H: 0 LOB: 0 BB: 0 P: 11	R: 0 E: 0 K: 1 S: 8	H: 0 LOB: 0 BB: 0 P: 15	R: 0 E: 0 K: 2 S: 7	H: 0 LOB: 0 BB: 0 P: 10	R: 0 E: 0 K: 1 S: 8	H: 0 LOB: 1 BB: 0 P: 12	R: 4 E: 0 K: 0 S: 15	H: 3 LOB: 2 BB: 1 P: 23	1B: 7 2B: 2 3B: 0 HR: 1	SF: 0 SAC: 1 DP: 1 HBP: 2	WP: 0 PB: 0 SB: 0 CS: 1	PA: 42		
PITCHER A.J. Burnett, R ERA: 4.07	(1,1)	IP 8.0 WLS 31 BF 7	H 2 R 2 ER 1 SO 11	BB 2 IBB 0 HBP 0 BLK 0	WP 0 HR 0 S 76 P 117	ERA 1.12 WHIP 1.125		PITCHER Jesse Carlson, L ERA: 2.29	(9,1)	IP 2.0 WLS L 11 BF 3	H 4 R 4 ER 4 SO 1	BB 1 IBB 0 HBP 2 BLK 0	WP 0 HR 1 S 23 P 35	ERA 18.00 WHIP 2.000										

New York Yankees @ Toronto Blue Jays  
Rogers Centre, Toronto, ON  
Wed Sep 24 2008, 7:07 PM EDT  
Att: 28,701 - Clear - 70 F

AB 36  
R 6  
H 10  
RBI 6  
BB 3  
SO 12  
LOB 17



Batter	1	2	3	4	5	6	7	8	9	10	AB	R	H	RBI	BB	SO	LOB	BOTTOM						
1 Joe Inglett, L OBP: 0.354, SLG: 0.413	(1,4) B FF 89 1-1 X SI 90		(1,4) C SI 90 0-1 X FC 87	(1,4) F8	(1,4) B FF 90 3-2 B FF 89 B FC 86 C FC 85 X FC 86		(1,4) F7	(1,4) B KC 70 1-0 X SI 89		(1,4) G4-3	4	1	1	0	0	0	1							
19 Marco Scutaro, R OBP: 0.337, SLG: 0.393	(1,6) F FF 89 0-2 X FF 88		(1,6) C KC 71 1-2 B KC 73 X KC 73	(1,6) G4-3	(1,6) C FC 86 0-2 X FC 86 X FF 90		(1,6) F9	(1,6) X FC 85 0-0		(1,6) F8	4	0	0	0	0	0	1							
15 Alex Rios, R OBP: 0.337, SLG: 0.466	(1,9) B KC 73 2-0 B FC 86 X SI 90		(1,9) B KC 72 2-1 B SI 90 B KC 73 X FC 84	(1,9) K	(1,9) B SI 90 2-2 C SI 90 X SI 90		(1,9) G4-3	(1,9) B SI 90 0-0 X FC 86		(1,9) F SI 96 1-1 X CU 78	3	0	1	1	0	0	0							
10 Vernon Wells, R OBP: 0.339, SLG: 0.475	(1,8) B SI 91 1-0 X SI 91		(1,8) B SI 90 2-2 B FC 86 X KC 72	(1,8) G5-3	(1,8) X FC 86 0-0		(1,8) F8	(1,8) X SI 96 0-0		(1,8) X SI 96 0-0	4	0	1	0	0	0	1							
26 Adam Lind, L OBP: 0.319, SLG: 0.447	(1,10) C SI 91 0-2 X SI 91		(1,10) B FF 90 1-3 B FC 88 X KC 71	(1,10) K	(1,10) C KC 71 0-1 X CH 79		(1,10) F8	(1,10) S SI 96 2-3 B SI 96 F SI 88 B SI 95 C CU 78		(1,10) S SI 96 2-3 B SI 96 F SI 88 B SI 95 C CU 78	4	0	0	0	0	2	2							
35 Lyle Overbay, L OBP: 0.359, SLG: 0.417	(1,3)		(1,3) C SI 90 2-2 B SI 90 C FF 91 X KC 72	(1,3) G4-3	(1,3) C KC 70 0-2 B FC 86 X FC 90		(1,3) L6	(1,3) S FF 90 1-3 F SI 92 F KC 72 F SI 92 B FC 85 X KC 74		(1,3) B SI 91 1-2 F CH 85 X SI 82	4	0	0	0	0	1	1							
33 Scott Rolen, R OBP: 0.346, SLG: 0.428	(1,5)		(1,5) C FF 91 1-3 C FC 87 B FF 91 F FC 87 S KC 72	(1,5) K	(1,5) B FF 90 1-0 X SI 90		(1,5) G4-3	(1,5) F FF 91 1-1 B SI 90 X KC 71		(1,5) B SI 90 2-1 C SI 92 X SI 93	4	1	1	1	0	1	0							
45 Travis Snider, L OBP: 0.358, SLG: 0.492	(1,7)		(1,7) B FF 91 2-3 B CH 82 C SI 91 S KC 72 X KC 73	(1,7) K	(1,7) C FF 90 1-1 X CH 80		(1,7) G1-3	(1,7) C FF 90 0-3 C KC 70		(1,7) C SI 92 1-2 B SI 93 X SI 81	4	0	0	0	0	2	0							
Gregg Zaun, S OBP: 0.332, SLG: 0.349	(1,2)		(1,2) B FF 90 1-1 X SI 91	(1,2) F7	(1,2) B SI 92 1-0 X FF 90		(1,2) K	(1,2) C FF 90 2-3 B CH 78 F CH 79 C KC 92			3	0	1	0	0	1	0							
Inning Stats	R: 1 E: 0 K: 0 S: 10	H: 2 LOB: 1 BB: 0 P: 14	R: 0 E: 0 K: 2 S: 11	H: 0 LOB: 0 BB: 0 P: 16	R: 0 E: 0 K: 0 S: 7	H: 0 LOB: 0 BB: 0 P: 9	R: 0 E: 0 K: 1 S: 12	H: 1 LOB: 1 BB: 0 P: 17	R: 0 E: 0 K: 0 S: 7	H: 0 LOB: 0 BB: 0 P: 9	R: 1 E: 0 K: 2 S: 12	H: 1 LOB: 0 BB: 0 P: 14	R: 0 E: 0 K: 1 S: 5	H: 0 LOB: 0 BB: 0 P: 8	R: 0 E: 0 K: 1 S: 7	H: 0 LOB: 0 BB: 0 P: 10	R: 0 E: 0 K: 0 S: 8	H: 0 LOB: 0 BB: 0 P: 12	1B: 2 2B: 2 3B: 0 HR: 1	SF: 1 SAC: 0 DP: 0 HBP: 0	WP: 0 PB: 0 SB: 0 CS: 0	PA: 35		
PITCHER 65 Phil Hughes, R ERA: 6.62	(1,1)	IP 8.0 WLS 29 BF 5	H 2 R 2 ER 2 SO 6	BB 0 IBB 0 HBP 0 BLK 0	WP 0 HR 1 S 71 P 100	ERA 2.25 WHIP 0.625		PITCHER 41 Jose Veras, R ERA: 3.47	(9,1)	IP 1.0 WLS W 3 BF 0	H 0 R 0 ER 0 SO 1	BB 0 IBB 0 HBP 0 BLK 0	WP 0 HR 0 S 7 P 10	ERA 0.00 WHIP 0.000										
Sidney Ponson, R ERA: 5.21	(10,1)	IP 1.0 WLS 3 BF 0	H 0 R 0 ER 0 SO 0	BB 0 IBB 0 HBP 0 BLK 0	WP 0 HR 0 S 8 P 12	ERA 0.00 WHIP 0.000																		

New York Yankees @ Toronto Blue Jays  
Rogers Centre, Toronto, ON  
Wed Sep 24 2008, 7:07 PM EDT  
Att: 28,701 - Clear - 70 F

AB 34  
R 2  
H 5  
RBI 2  
BB 0  
SO 7  
LOB 6





Batter	1	2	3	4	5	6	7	8	9	AB	R	H	RBI	BB	SO	LOB	TOP					
<b>11 Brett Gardner, L</b> OBP: 0.279, SLG: 0.304										4	1	3	0	0	0	0	<b>New York Yankees @ Toronto Blue Jays</b> Rogers Centre, Toronto, ON Thu Sep 25 2008, 7:07 PM EDT Att: 44,346 - Partly Cloudy - 72 F					
<b>24 Robinson Cano, L</b> OBP: 0.299, SLG: 0.401										4	0	1	1	0	0	2						
<b>Bobby Abreu, L</b> OBP: 0.369, SLG: 0.474										4	0	0	0	0	1	1						
<b>22 Xavier Nady, R</b> OBP: 0.355, SLG: 0.506										4	0	0	0	0	0	0						
<b>Jason Giambi, L</b> OBP: 0.377, SLG: 0.513										3	0	1	0	0	1	0						
<b>18 Johnny Damon, L</b> OBP: 0.376, SLG: 0.461										3	0	0	0	0	1	1						
<b>Wilson Betemit, S</b> OBP: 0.286, SLG: 0.420										2	1	0	0	1	0	1						
<b>12 Cody Ransom, R</b> OBP: 0.333, SLG: 0.471										3	0	1	0	0	1	0						
<b>53 Melky Cabrera, S</b> OBP: 0.296, SLG: 0.337										3	0	0	0	0	1	0						
<b>75 Francisco Cervelli, R</b> OBP: 0.296, SLG: 0.337										3	0	0	0	0	1	1						
<b>Inning Stats</b>	R: 0 E: 0 K: 0 S: 7	H: 1 LOB: 0 BB: 0 P: 11	R: 0 E: 0 K: 0 S: 11	H: 1 LOB: 1 BB: 0 P: 18	R: 1 E: 0 K: 0 S: 8	H: 2 LOB: 1 BB: 0 P: 12	R: 0 E: 0 K: 2 S: 7	H: 0 LOB: 0 BB: 0 P: 10	R: 1 E: 0 K: 0 S: 6	H: 2 LOB: 1 BB: 1 P: 14	R: 0 E: 0 K: 0 S: 5	H: 0 LOB: 0 BB: 0 P: 5	R: 0 E: 0 K: 1 S: 6	H: 0 LOB: 0 BB: 0 P: 9	R: 0 E: 0 K: 1 S: 7	H: 0 LOB: 0 BB: 0 P: 10	R: 0 E: 0 K: 1 S: 6	H: 0 LOB: 0 BB: 0 P: 7	1B: 4 2B: 2 3B: 0 HR: 0	SF: 0 SAC: 0 DP: 2 HBP: 0	WP: 0 PB: 0 SB: 0 CS: 0	PA: 32
<b>PITCHER</b> <b>32 Roy Halladay, R</b> ERA: 2.78	IP: 9.0 WLS: W BF: 32 H: 6 R: 2 ER: 2 SO: 5 BB: 1 IBB: 0 HBP: 0 BLK: 0 WP: 0 HR: 0 S: 63 P: 96 ERA: 2.00 WHIP: 0.778															<b>PITCHER</b>						

AB	31
R	2
H	6
RBI	1
BB	1
SO	5
LOB	6



Batter	1	2	3	4	5	6	7	8	9	AB	R	H	RBI	BB	SO	LOB	BOTTOM			
<b>1 Joe Inglett, L</b> OBP: 0.355, SLG: 0.411										4	0	1	1	1	0	1	<b>New York Yankees @ Toronto Blue Jays</b> Rogers Centre, Toronto, ON Thu Sep 25 2008, 7:07 PM EDT Att: 44,346 - Partly Cloudy - 72 F			
<b>19 Marco Scutaro, R</b> OBP: 0.338, SLG: 0.352										4	1	1	1	1	0	2				
<b>15 Alex Rios, R</b> OBP: 0.337, SLG: 0.464										4	1	1	0	1	0	4				
<b>10 Vernon Wells, R</b> OBP: 0.340, SLG: 0.481										5	1	2	4	0	1	0				
<b>26 Adam Lind, L</b> OBP: 0.320, SLG: 0.446										5	0	2	0	0	1	3				
<b>35 Lyle Overbay, L</b> OBP: 0.358, SLG: 0.413										4	0	0	0	1	2	2				
<b>33 Scott Rolen, R</b> OBP: 0.346, SLG: 0.426										4	1	1	0	0	0	3				
<b>45 Travis Snider, L</b> OBP: 0.380, SLG: 0.523										4	2	3	1	0	0	0				
<b>Gregg Zaun, S</b> OBP: 0.338, SLG: 0.357										3	2	2	1	1	0	3				
<b>Inning Stats</b>	R: 0 E: 0 K: 0 S: 8	H: 0 LOB: 0 BB: 0 P: 10	R: 0 E: 1 K: 1 S: 13	H: 1 LOB: 3 BB: 1 P: 25	R: 2 E: 0 K: 0 S: 12	H: 3 LOB: 1 BB: 0 P: 21	R: 3 E: 0 K: 0 S: 18	H: 4 LOB: 2 BB: 1 P: 29	R: 2 E: 0 K: 1 S: 18	H: 3 LOB: 2 BB: 1 P: 31	R: 0 E: 0 K: 2 S: 11	H: 1 LOB: 1 BB: 0 P: 19	R: 1 E: 0 K: 0 S: 7	H: 1 LOB: 2 BB: 2 P: 18	R: 0 E: 0 K: 0 S: 9	H: 0 LOB: 0 BB: 0 P: 11		1B: 10 2B: 2 3B: 0 HR: 1	SF: 0 SAC: 0 DP: 1 HBP: 0	WP: 0 PB: 0 SB: 1 CS: 0
<b>PITCHER</b> <b>Carl Pavano, R</b> ERA: 5.77	IP: 3.2 WLS: L BF: 22 H: 8 R: 5 ER: 5 SO: 1 BB: 2 IBB: 0 HBP: 0 BLK: 0 WP: 0 HR: 1 S: 47 P: 79 ERA: 12.27 WHIP: 2.727															<b>PITCHER</b> <b>Darrell Rasner, R</b> ERA: 5.34				

AB	37
R	8
H	13
RBI	8
BB	5
SO	4
LOB	18





Batter	1	2	3	4	5	6	7	8	9	AB	R	H	RBI	BB	SO	LOB	TOP										
19 Marco Scutaro, R OBP: 0.339, SLG: 0.354	G5-3		1B		F9		1B			4	0	2	0	0	0	0	Toronto Blue Jays @ Baltimore Orioles Oriole Park at Camden Yards, Baltimore, MD Fri Sep 26 2008, 7:05 PM EDT Att: 17,716 - Overcast - 72 F										
19 José Bautista, R OBP: 0.316, SLG: 0.410	F8		K			1B	G3-1			4	1	1	1	0	1	2											
15 Alex Rios, R OBP: 0.339, SLG: 0.464	1B		K			BB				2	0	1	0	1	1	1											
10 Vernon Wells, R OBP: 0.338, SLG: 0.478	F9				G5-3	G3-6-1				3	0	0	0	0	0	3											
26 Adam Lind, L OBP: 0.324, SLG: 0.450	G4-3		2B			BB				2	0	1	0	1	0	0											
33 Scott Rolen, R OBP: 0.348, SLG: 0.431	1B		K			2B				3	0	2	1	0	1	1											
45 Travis Snider, L OBP: 0.365, SLG: 0.500	K		G6-3			L9				3	0	0	0	0	1	4											
7 Curtis Thigpen, R OBP: 0.263, SLG: 0.353	K						HR			3	1	1	1	0	2	1											
6 John McDonald, R OBP: 0.258, SLG: 0.272	G5-3				L8		1B			3	1	1	0	0	0	0											
<b>Inning Stats</b>	R: 0 E: 0 K: 0 S: 8	H: 1 LOB: 1 BB: 0 P: 13	R: 0 E: 0 K: 2 S: 13	H: 1 LOB: 1 BB: 0 P: 21	R: 0 E: 0 K: 2 S: 9	H: 1 LOB: 1 BB: 0 P: 14	R: 0 E: 0 K: 1 S: 11	H: 0 LOB: 0 BB: 0 P: 10	R: 1 E: 0 K: 0 S: 8	H: 2 LOB: 2 BB: 2 P: 18	R: 2 E: 0 K: 0 S: 7	H: 3 LOB: 2 BB: 0 P: 10					1B: 6 2B: 2 3B: 0 HR: 1	SF: 0 SAC: 0 DP: 1 HBP: 0	WP: 0 PB: 0 SB: 0 CS: 0	PA: 29							
<b>PITCHER</b>	IP WLS BF H R ER SO BB IBB HBP BLK WP HR S P ERA WHIP															<b>PITCHER</b>	IP WLS BF H R ER SO BB IBB HBP BLK WP HR S P ERA WHIP										
29 Chris Waters, L ERA: 5.01	(1, 1)	6.0	L	28	9	3	3	6	2	0	0	0	0	0	0	0	0	0	0	0	0	0	1	61	102	4.50	1.833
Lance Cormier, R ERA: 4.02	(7, 1)	0.1		1	0	0	0	0	0	0	0	0	0	0	0	0	0	0	0	0	0	0	1	1	0.00	0.000	

Batter	1	2	3	4	5	6	7	8	9	AB	R	H	RBI	BB	SO	LOB	BOTTOM									
1 Brian Roberts, S OBP: 0.378, SLG: 0.452	F7		1B			L3				3	0	1	0	0	0	0	Toronto Blue Jays @ Baltimore Orioles Oriole Park at Camden Yards, Baltimore, MD Fri Sep 26 2008, 7:05 PM EDT Att: 17,716 - Overcast - 72 F									
21 Nick Markakis, L OBP: 0.404, SLG: 0.489	G4-3		K			1B				3	0	1	0	0	1	1										
6 Melvin Mora, R OBP: 0.340, SLG: 0.481	F9				G6-3	1B				3	0	1	0	0	0	0										
17 Aubrey Huff, L OBP: 0.362, SLG: 0.555	1B		K			1B				3	0	1	0	0	1	2										
Oscar Salazar, R OBP: 0.367, SLG: 0.506	F8		F8							2	0	0	0	0	0	1										
Adam Jones, R OBP: 0.312, SLG: 0.403	F7				K					2	0	0	0	0	1	1										
30 Luke Scott, L OBP: 0.336, SLG: 0.473	P2				F7					2	0	0	0	0	0	1										
Omir Santos, R OBP: 0.111, SLG: 0.111			G5-3			G6-3				2	0	0	0	0	0	0										
Brandon Fahey, L OBP: 0.257, SLG: 0.347	G4-3					G6-3				2	0	0	0	0	0	0										
<b>Inning Stats</b>	R: 0 E: 0 K: 0 S: 4	H: 0 LOB: 0 BB: 0 P: 5	R: 0 E: 0 K: 0 S: 8	H: 1 LOB: 1 BB: 0 P: 11	R: 0 E: 0 K: 1 S: 13	H: 1 LOB: 1 BB: 0 P: 20	R: 0 E: 0 K: 1 S: 10	H: 0 LOB: 0 BB: 0 P: 18	R: 0 E: 0 K: 1 S: 7	H: 0 LOB: 0 BB: 0 P: 10	R: 0 E: 0 K: 0 S: 10	H: 2 LOB: 2 BB: 0 P: 15					1B: 4 2B: 0 3B: 0 HR: 0	SF: 0 SAC: 0 DP: 0 HBP: 0	WP: 0 PB: 0 SB: 0 CS: 0	PA: 22						
<b>PITCHER</b>	IP WLS BF H R ER SO BB IBB HBP BLK WP HR S P ERA WHIP															<b>PITCHER</b>	IP WLS BF H R ER SO BB IBB HBP BLK WP HR S P ERA WHIP									
48 Scott Richmond, R ERA: 4.0	(1, 1)	6.0	W	22	4	0	0	3	0	0	0	0	0	0	0	0	0	0	0	0	0	0	52	79	0.00	0.667

AB	27
R	3
H	9
RBI	3
BB	2
SO	6
LOB	12



AB	22
R	0
H	4
RBI	0
BB	0
SO	3
LOB	6





Batter	1	2	3	4	5	6	7	8	9	AB	R	H	RBI	BB	SO	LOB	TOP
1 Joe Inglett, L OBP: 0.352, SLG: 0.408	F FF 90 X FF 91 G3-1		S SF 90 X SL 87 F8			B FF 91 C CU 78 S SL 83 F FF 92 B CH 82 B CU 78 S CU 81 K				3	0	0	0	0	1	0	
19 José Bautista, R OBP: 0.313, SLG: 0.407	X FF 91 F9		B SL 84 C SL 84 B SL 85 F FF 91 X FF 92 G5-3			B CU 78 C SL 83 C CU 80 X FF 91 G6-3				3	0	0	0	0	0	0	
26 Adam Lind, L OBP: 0.315, SLG: 0.445	C FF 91 X FF 92 F8		C CU 77 B CU 78 X FF 92 G6-3			B FF 91 F FF 92 B FF 91 F FF 91 T SL 84 K				3	0	0	0	0	1	0	
35 Lyle Overbay, L OBP: 0.352, SLG: 0.415		C FF 90 B FF 92 F FF 92 B CH 82 X FF 92 L7		B FF 91 F FF 92 C CU 80 X SL 85 F8		X CU 77 0-0 2B				3	0	1	0	0	0	0	
Brad Wilkerson, L OBP: 0.306, SLG: 0.323	B FF 92 C FF 91 X FF 91 HR		C CU 79 X CH 82 G1-3							2	1	1	1	0	0	0	
Kevin Mench, R OBP: 0.315, SLG: 0.351	F FF 92 X FF 92 1B		F SL 83 F FF 92 X FF 92 G4-3							2	0	1	0	0	0	0	
45 Travis Snider, L OBP: 0.355, SLG: 0.486	F FF 91 B FF 92 F CU 79 S CU 77 K				C FF 91 S FF 92 B FF 91 X CU 80 G6-3					2	0	0	0	0	1	1	
Gregg Zaun, S OBP: 0.339, SLG: 0.358	X FF 91 FC6-4				C CU 79 F FF 92 B CU 77 X FF 93 F7					2	0	1	0	0	0	0	
6 John McDonald, R OBP: 0.255, SLG: 0.269	B SL 83 F FF 93 X CU 79 FC6-4				B FF 91 C SL 84 C CU 79 B FF 93 C FF 92 K					2	0	0	0	0	1	2	
<b>Inning Stats</b>	R: 0 E: 0 K: 0 S: 5	H: 0 LOB: 0 BB: 0 P: 5	R: 1 E: 0 K: 1 S: 13	H: 3 LOB: 2 BB: 0 P: 19	R: 0 E: 0 K: 0 S: 7	H: 0 LOB: 0 BB: 0 P: 10	R: 0 E: 0 K: 0 S: 9	H: 0 LOB: 0 BB: 0 P: 12	R: 0 E: 0 K: 1 S: 10	H: 0 LOB: 0 BB: 0 P: 15	R: 0 E: 0 K: 2 S: 10	H: 0 LOB: 1 BB: 0 P: 16	R: 0 E: 0 K: 0 S: 1	H: 1 LOB: 1 BB: 0 P: 1			
<b>PITCHER</b>	IP WLS BF H R ER SO BB IBB HBP BLK WP HR S P ERA WHIP																
25 Brian Bass, R ERA: 4.84	(1, 1) 6.0 W 21 3 1 1 4 0 0 0 0 0 1 54 77 1.50 0.500																
Lance Cormier, R ERA: 4.02	(7, 1) 0.0 1 1 0 0 0 0 0 0 0 0 0 1 1 ∞ ∞																

Toronto Blue Jays @ Baltimore Orioles  
Oriole Park at Camden Yards, Baltimore, MD

AB 22  
R 1  
H 4  
RBI 1  
BB 0  
SO 4  
LOB 3



WP: 0 PA: 22  
PB: 0  
SB: 0  
CS: 0

Sat Sep 27 2008, 7:05 PM EDT  
Att: 18,378 - Overcast - 73 F

Batter	1	2	3	4	5	6	7	8	9	AB	R	H	RBI	BB	SO	LOB	BOTTOM
Jay Payton, R OBP: 0.291, SLG: 0.346	C SI 87 X CH 82 F8		B CH 82 S SI 85 B SI 89 X SI 89 P3		C SI 88 F CH 82 B SI 89 B FF 91 B CH 80 B SI 89 B SI 89 BB	B SI 90 S FF 97 F SI 91 F CH 82 X SI 89 F8				3	0	0	0	1	0	2	
12 Luis Montanez, R OBP: 0.319, SLG: 0.450	X SI 88 G4-3		F CH 82 B CH 83 6 1B		C SI 87 X CH 81 F7	B CU 80 S SI 91 S CH 81 X SL 83 G2-3				4	0	1	0	0	0	3	
6 Melvin Mora, R OBP: 0.342, SLG: 0.482	C SI 87 B CH 81 B SI 88 S CH 82 X SI 90 1B		C SI 87 B SI 88 B SI 89 X CH 84 FC6-4		C CH 79 B SI 85 X CH 82 F8					3	0	2	1	0	0	0	
Oscar Salazar, R OBP: 0.376, SLG: 0.513	B SI 86 C SI 86 B CH 83 X SI 88 1B		B SI 77 F CH 83 C SI 90 3-H 1B		B SI 87 B CH 79 B SI 85 B SI 85 F CH 84 X SI 88 1B					3	0	2	0	0	1	2	
Adam Jones, R OBP: 0.312, SLG: 0.403	F CH 81 B CH 77 B SI 90 F SI 88 F SI 89 X SI 89 F7		C SI 89 X CH 84 FC6-4		F SI 87 X SI 87 1B					3	0	1	0	0	0	4	
Ramon Hernandez, R OBP: 0.308, SLG: 0.408	B FF 87 F SI 88 X SL 76 G5-3		F SI 86 X SL 80 1B		C CH 80 B CH 84 X SI 89 F9					3	1	1	0	0	0	2	
Kevin Millar, R OBP: 0.325, SLG: 0.396	C SI 88 X CH 81 F7		X SI 88 0-0 P6		C CH 80 F SI 89 X SI 88 X CH 81 F7					3	0	0	0	0	0	3	
Alex Cintron, S OBP: 0.324, SLG: 0.364	C SI 90 X SL 76 G5-3		C SI 89 F CH 80 X FF 89 BB		C SI 90 B CH 84 X FF 89 1B					3	0	2	0	0	0	0	
Brandon Fahey, L OBP: 0.259, SLG: 0.359			B CH 86 X SI 86 12 1B		B SI 88 X SI 87 3-H SF9					2	1	1	1	0	0	1	
<b>Inning Stats</b>	R: 0 E: 0 K: 0 S: 12	H: 2 LOB: 2 BB: 0 P: 19	R: 0 E: 0 K: 0 S: 7	H: 0 LOB: 0 BB: 0 P: 8	R: 1 E: 0 K: 1 S: 12	H: 3 LOB: 2 BB: 0 P: 19	R: 0 E: 0 K: 0 S: 13	H: 2 LOB: 2 BB: 1 P: 19	R: 0 E: 0 K: 0 S: 14	H: 2 LOB: 2 BB: 0 P: 19	R: 0 E: 0 K: 0 S: 11	H: 1 LOB: 1 BB: 0 P: 14					
<b>PITCHER</b>	IP WLS BF H R ER SO BB IBB HBP BLK WP HR S P ERA WHIP																
John Parrish, L ERA: 4.04	(1, 1) 5.0 L 25 9 2 2 1 0 0 0 0 0 0 58 84 3.60 2.000																
56 Brian Tallet, L ERA: 2.88	(6, 1) 1.0 4 1 0 0 0 0 0 0 0 0 0 11 14 0.00 1.000																

Toronto Blue Jays @ Baltimore Orioles  
Oriole Park at Camden Yards, Baltimore, MD

AB 27  
R 2  
H 10  
RBI 2  
BB 1  
SO 1  
LOB 17



WP: 0 PA: 29  
PB: 0  
SB: 0  
CS: 0

Sat Sep 27 2008, 7:05 PM EDT  
Att: 18,378 - Overcast - 73 F



Batter	1	2	3	4	5	6	7	8	9	AB	R	H	RBI	BB	SO	LOB	TOP			
1 Joe Inglett, L (1,4) OBP: 0.355, SLG: 0.407	G1-3		1B			BB		BB		3	3	1	0	2	0	1	Toronto Blue Jays @ Baltimore Orioles Oriole Park at Camden Yards, Baltimore, MD Sun Sep 28 2008, 1:35 PM EDT Att: 19,554 - Partly Cloudy - 78 F			
19 Marco Scutaro, R (1,6) OBP: 0.341, SLG: 0.356	G5-3		1B			BB		BB		5	2	3	1	0	0	1				
15 Alex Rios, R (1,8) OBP: 0.337, SLG: 0.461 Brad Wilkerson, L (8, PH) OBP: 0.308, SLG: 0.326	G6-3		1B			BB		BB		4	0	0	0	0	0	6				
10 Vernon Wells, R (1,10) OBP: 0.343, SLG: 0.496 Kevin Mench, R (8, PH) OBP: 0.321, SLG: 0.357		HR	1B			HR		1B		4	2	4	5	0	0	0				
26 Adam Lind, L (1,7) OBP: 0.316, SLG: 0.439	F7		1B			HR		1B		5	0	0	0	0	0	5				
35 Lyle Overbay, L (1,3) OBP: 0.358, SLG: 0.419										4	1	1	1	1	1	0				
33 Scott Rolen, R (1,5) OBP: 0.349, SLG: 0.431 19 José Bautista, R (8,5) OBP: 0.313, SLG: 0.405	G4-6-3 1B					HR		1B		4	1	2	0	0	0	0				
Gregg Zaun, S (1,2) OBP: 0.340, SLG: 0.359	G4-6-3							1B		5	1	2	0	0	0	2				
45 Travis Snider, L (1,9) OBP: 0.338, SLG: 0.466			G4-3					1B		3	0	0	1	0	2	1				
Inning Stats	R: 0 E: 0 K: 0 S: 11	H: 0 LOB: 0 BB: 0 P: 14	R: 1 E: 0 K: 0 S: 8	H: 2 LOB: 1 BB: 1 P: 17	R: 1 E: 0 K: 0 S: 17	H: 3 LOB: 2 BB: 0 P: 20	R: 1 E: 0 K: 1 S: 10	H: 1 LOB: 0 BB: 0 P: 14	R: 3 E: 1 K: 0 S: 14	H: 1 LOB: 0 BB: 1 P: 26	R: 0 E: 0 K: 0 S: 5	H: 1 LOB: 0 BB: 0 P: 10	R: 3 E: 1 K: 1 S: 19	H: 4 LOB: 2 BB: 1 P: 32	R: 0 E: 0 K: 2 S: 8	H: 0 LOB: 0 BB: 0 P: 14		1B: 12 2B: 0 3B: 0 HR: 3	SF: 1 SAC: 0 DP: 2 HBP: 0	WP: 2 PB: 1 SB: 0 CS: 0
PITCHER	IP	WLS	BF	H	R	ER	SO	BB	IBB	HBP	BLK	WP	HR	S	P	ERA	WHIP			
46 Jeremy Guthrie, R (1,1) ERA: 3.63	4.0	L	18	6	3	3	1	1	0	0	0	0	2	46	65	6.75	1.750			
58 Alfredo Simon, R (5,1) ERA: 6.23	2.0		12	4	4	3	0	1	0	0	0	1	1	23	41	13.50	2.500			
Brian Burres, L (7,1) ERA: 6.04	1.0		3	1	0	0	0	0	0	0	0	0	0	5	10	0.00	1.000			
41 Bob McCrory, R (8,1) ERA: 15.63	0.2		6	3	3	3	1	1	0	0	0	1	0	16	28	40.50	6.000			
Randon Beard, R (8,1) ERA: 4.91	0.1		2	1	0	0	0	0	0	0	0	0	0	3	4	0.00	3.000			
52 George Sherrill, L (9,1) ERA: 4.73	1.0		3	0	0	0	2	0	0	0	0	0	0	8	14	0.00	0.000			

Batter	1	2	3	4	5	6	7	8	9	AB	R	H	RBI	BB	SO	LOB	BOTTOM					
1 Brian Roberts, S (1,4) OBP: 0.378, SLG: 0.450 Alex Cintron, S (6, PR) OBP: 0.321, SLG: 0.361	G1-3			G1		HBP		G1-3		2	0	0	0	0	0	0	Toronto Blue Jays @ Baltimore Orioles Oriole Park at Camden Yards, Baltimore, MD Sun Sep 28 2008, 1:35 PM EDT Att: 19,554 - Partly Cloudy - 78 F					
21 Nick Markakis, L (1,9) OBP: 0.406, SLG: 0.491	G4-3			1B		1B		1B		4	0	3	0	0	0	0						
6 Melvin Mora, R (1,5) OBP: 0.342, SLG: 0.483 Oscar Salazar, R (8,5) OBP: 0.372, SLG: 0.506	G6-3			F8		1B		K		3	0	1	1	0	0	1						
17 Aubrey Huff, L (1,10) OBP: 0.360, SLG: 0.552 Omi Santos, R (9, PH) OBP: 0.100, SLG: 0.100		L7		P5		K				3	0	0	0	0	1	4						
Adam Jones, R (1,8) OBP: 0.311, SLG: 0.400 Guillermo Quiroz, R (8,2) OBP: 0.259, SLG: 0.299		F8						G4-3		3	0	0	0	0	0	0						
30 Luke Scott, L (1,7) OBP: 0.336, SLG: 0.472		K						1B		4	0	1	0	0	2	0						
Ramon Hernandez, R (1,2) OBP: 0.308, SLG: 0.406										2	0	0	0	1	0	0						
12 Luis Montanez, R (7, PR) OBP: 0.316, SLG: 0.446			F8		G4-3			K		1	0	0	0	0	1	1						
Kevin Millar, R (1,3) OBP: 0.323, SLG: 0.394			P3							3	0	0	0	0	1	1						
Brandon Fahey, L (1,6) OBP: 0.252, SLG: 0.349			G6-3					F8		3	0	0	0	0	1	0						
Inning Stats	R: 0 E: 0 K: 0 S: 7	H: 0 LOB: 0 BB: 0 P: 10	R: 0 E: 0 K: 1 S: 7	H: 0 LOB: 0 BB: 0 P: 10	R: 0 E: 0 K: 0 S: 6	H: 0 LOB: 0 BB: 0 P: 8	R: 0 E: 0 K: 0 S: 14	H: 1 LOB: 1 BB: 0 P: 22	R: 0 E: 0 K: 1 S: 6	H: 0 LOB: 0 BB: 0 P: 7	R: 1 E: 0 K: 3 S: 18	H: 2 LOB: 3 BB: 0 P: 21	R: 0 E: 0 K: 0 S: 17	H: 0 LOB: 1 BB: 1 P: 28	R: 0 E: 0 K: 1 S: 13	H: 1 LOB: 1 BB: 0 P: 16	R: 0 E: 0 K: 1 S: 11	H: 1 LOB: 1 BB: 0 P: 13	1B: 4 2B: 1 3B: 0 HR: 0	SF: 0 SAC: 0 DP: 0 HBP: 1	WP: 0 PB: 0 SB: 0 CS: 0	PA: 34
PITCHER	IP	WLS	BF	H	R	ER	SO	BB	IBB	HBP	BLK	WP	HR	S	P	ERA	WHIP					
51 Jesse Litsch, R (1,1) ERA: 3.98	7.0	W	26	3	1	1	5	1	0	1	0	0	0	75	106	1.29	0.571					
39 Jesse Carlson, L (8,1) ERA: 2.25	1.0		4	1	0	0	1	0	0	0	0	0	0	13	16	0.00	1.000					
22 Brandon League, R (9,1) ERA: 2.18	1.0		4	1	0	0	1	0	0	0	0	0	0	11	13	0.00	1.000					

AB	40
R	10
H	15
RBI	10
BB	3
SO	4
LOB	16

AB	32
R	1
H	5
RBI	1
BB	1
SO	7
LOB	8

