

Toronto Blue Jays - 2010

Batter	1	2	3	4	5	6	7	8	9	AB	R	H	RBI	BB	SO	LOB	TOP				
18 Mike McCoy, R (1,4) 77 Brad Emaus, R (5,4) OBP: 0.800, SLG: 1.000 OBP: 0.500, SLG: 0.600	1-3 K		0-0 7 1B 11 1B		4-1 21 F9 11 1B		0-0 74 B5-3 46 1B	0-0 74 G4-3	2-2 F9	2	1	1	0	1	1	0					
7 Jeremy Reed, L (1,8) 74 Jorge Padilla, R (5,8)	0-0 B1-3		1-2 11 1B		1-3 K		0-0 B5-3	0-0 G4-3		3	1	1	1	0	1	1					
11 Brian Dopirak, R (1,10) 76 David Cooper, L (7,PH) (7,10)	2-2 G5-3		3-2 21 1B		0-0 1B		4-1 20 BB 15 1B	1-0 G4-3		3	0	2	1	0	0	0					
21 Randy Ruiz, R (1,3) 46 Brett Wallace, L (5,3) OBP: 0.500, SLG: 0.500 OBP: 0.500, SLG: 0.500		2-1 F8	0-1 1B		0-1 F9		0-0 15 1B 9 SF8 20 BB	3-2 P6		3	0	1	1	0	0	2					
70 Chris Lubanski, L (1,9) 20 Adam Loewen, L (5,9) OBP: 0.200, SLG: 0.800 OBP: 1.000, SLG: 1.000		2-2 F8	3-2 F8		1-0 P3		4-2 15 1B	3-2 FC5-4		3	0	0	0	0	0	4					
5 Jarrett Hoffrauer, R (1,5) 15 Kyle Phillips, L (6,5) OBP: 0.333, SLG: 0.200 OBP: 0.500, SLG: 0.500		1-0 F8		1-0 8 CS 1B		4-0 BB	0-1 1B	2-0 FC5-4 9 HR		2	0	1	0	1	0	0					
8 José Molina, R (1,2) 9 J.P. Aencibia, R (6,PH) OBP: 0.333, SLG: 2.000			0-1 G3	3-3 K		0-0 F7	2-0 SF8	2-1 HR		2	0	0	0	0	1	1					
45 Travis Snider, L (1,7) 1 Joey Gathright, L (6,7) OBP: 0.400, SLG: 0.250 OBP: 0.200, SLG: 0.200			4-2 18 1B 7 1B	1-1 1B		0-3 K	1-0 1B	1-2 G6-3		2	1	1	0	1	1	1					
6 John McDonald, R (1,6) 40 Jesus Merchan, R (6,6) OBP: 0.500, SLG: 0.500			0-0 F9	1-3 K		0-0 G5-3	0-0 F9			3	0	0	0	0	1	3					
Inning Stats	R: 0 E: 0 K: 1 S: 11	H: 0 LOB: 0 BB: 0 P: 14	R: 0 E: 0 K: 0 S: 6	H: 0 LOB: 0 BB: 0 P: 11	R: 3 E: 0 K: 0 S: 18	H: 4 LOB: 2 BB: 1 P: 29	R: 0 E: 0 K: 2 S: 11	H: 2 LOB: 1 BB: 0 P: 17	R: 0 E: 0 K: 1 S: 8	H: 1 LOB: 2 BB: 1 P: 14	R: 4 E: 0 K: 0 S: 12	H: 4 LOB: 2 BB: 2 P: 23	R: 0 E: 0 K: 0 S: 7	H: 1 LOB: 1 BB: 0 P: 11	R: 2 E: 0 K: 0 S: 13	H: 3 LOB: 1 BB: 0 P: 23	1B: 13 2B: 1 3B: 0 HR: 1	SF: 1 SAC: 0 DP: 0 HBP: 0	WP: 0 PB: 0 SB: 1 CS: 1	PA: 46	
PITCHER	IP WLS BF H R ER SO	IP WLS BF H R ER SO	IP WLS BF H R ER SO	IP WLS BF H R ER SO	IP WLS BF H R ER SO	IP WLS BF H R ER SO	IP WLS BF H R ER SO	IP WLS BF H R ER SO	IP WLS BF H R ER SO	IP WLS BF H R ER SO	IP WLS BF H R ER SO	IP WLS BF H R ER SO	IP WLS BF H R ER SO	IP WLS BF H R ER SO	IP WLS BF H R ER SO	IP WLS BF H R ER SO	ERA WHIP	ERA WHIP	ERA WHIP		
48 Rick Porcello, R (1,1) 37 Max Scherzer, R (3,1) 21 Dontrelle Willis, L (5,1) 58 Armando Galarraga, R (7,1) 31 Zach Miner, R (8,1) ERA: 13.5 ERA: 9.0 ERA: 36.0 ERA: 9.0	2.0 2.0 2.0 1.0 2.0	6 12 9 9 10	0 3 1 4 4	0 3 0 4 2	1 0 2 0 0	0 0 0 0 0	0 29 13 12 20	17 25 23 23 34	0.00 13.50 0.00 36.00 9.00	0.00 3.50 1.50 6.00 2.00											

Toronto Blue Jays @ Detroit Tigers
Joker Marchant Stadium, Lakeland, FL
Thu Mar 04 2010, 1:08 PM - 3:59 PM EST
Att: 6,745 - Sunny - 54 F

AB 40
R 9
H 15
RBI 9
BB 5
SO 5
LOB 21



Batter	1	2	3	4	5	6	7	8	9	AB	R	H	RBI	BB	SO	LOB	BOTTOM					
14 Austin Jackson, R (1,8) 57 Casper Wells, R (5,7) OBP: 0.833, SLG: 0.667 OBP: 0.667, SLG: 1.500	4-0 18 L6-3 BB		4-2 18 1B 30 1B	0-0 18 FC4-6 1B		4-0 32 G1-3 33 2B		1-3 K		1	1	1	1	2	0	0						
18 Johnny Damon, L (1,7) 34 Clete Thomas, L (5,8) OBP: 0.333, SLG: 0.333 OBP: 0.200, SLG: 0.200	0-1 L6-3		1-1 30 1B	0-0 FC4-6		0-3 K		1-3 K		3	0	1	0	0	0	3						
30 Magglio Ordonez, R (1,9) 32 Don Kelly, L (5,9) OBP: 0.333, SLG: 0.333 OBP: 0.500, SLG: 0.500	0-1 G5-3		3-2 1B	0-0 F8		0-0 G1-3		0-0 33 BB 1B		3	0	1	1	0	0	2						
24 Miguel Cabrera, R (1,3) 33 Ryan Stieby, R (6,3) OBP: 0.500, SLG: 0.400 OBP: 0.400, SLG: 0.500		2-2 G4-3	0-1 P4		0-0 20 BB 4 1B	0-0 2B		4-2 BB		3	1	1	0	0	0	2						
9 Carlos Guillen, S (1,10) 13 Alex Avila, L (6,PH) OBP: 0.333, SLG: 0.333 OBP: 0.200, SLG: 0.400		0-0 1B		1-1 G3-1	2-2 F7	0-3 K		1-3 K		3	0	1	0	0	0	1						
12 Gerald Laird, R (1,2) 66 Robinson Diaz, R (7,2) OBP: 0.333, SLG: 0.667		1-3 K		0-0 20 E 53 1B	0-3 K		2-2 G4-3			3	1	1	0	0	2	2						
20 Scott Sizemore, R (1,4) 27 Brent Dlugach, R (6,4) OBP: 0.500, SLG: 0.250 OBP: 0.750, SLG: 2.250		3-1 F9		1-0 FC6 53 1B	4-0 4 1B BB		0-1 HR			2	1	0	0	1	0	2						
4 Adam Everett, R (1,6) 73 Gustavo Nunez, S (6,6) OBP: 0.667, SLG: 0.500			1-1 F8	1-0 53 1B 14 1B	0-0 1B		0-0 G4-3			2	1	1	1	0	0	0						
53 Audy Ciriaco, R (1,5) OBP: 0.429, SLG: 0.429			1-2 L3	0-0 FC4-6 18 1B 14 1B	0-0 G4-3		0-3 K			5	0	1	2	0	1	3						
Inning Stats	R: 0 E: 0 K: 0 S: 4	H: 1 LOB: 1 BB: 0 P: 8	R: 0 E: 0 K: 1 S: 9	H: 1 LOB: 0 BB: 0 P: 15	R: 1 E: 0 K: 0 S: 14	H: 2 LOB: 2 BB: 1 P: 24	R: 3 E: 1 K: 0 S: 8	H: 3 LOB: 2 BB: 0 P: 11	R: 1 E: 0 K: 1 S: 9	H: 2 LOB: 2 BB: 1 P: 15	R: 1 E: 0 K: 2 S: 8	H: 1 LOB: 1 BB: 1 P: 12	R: 1 E: 0 K: 1 S: 9	H: 1 LOB: 2 BB: 0 P: 11	R: 0 E: 0 K: 3 S: 15	H: 1 LOB: 1 BB: 1 P: 22	R: 0 E: 0 K: 0 S: 6	H: 0 LOB: 1 BB: 1 P: 10	1B: 8 2B: 3 3B: 0 HR: 1	SF: 0 SAC: 0 DP: 1 HBP: 1	WP: 0 PB: 0 SB: 0 CS: 0	PA: 45
PITCHER	IP WLS BF H R ER SO	IP WLS BF H R ER SO	IP WLS BF H R ER SO	IP WLS BF H R ER SO	IP WLS BF H R ER SO	IP WLS BF H R ER SO	IP WLS BF H R ER SO	IP WLS BF H R ER SO	IP WLS BF H R ER SO	IP WLS BF H R ER SO	IP WLS BF H R ER SO	IP WLS BF H R ER SO	IP WLS BF H R ER SO	IP WLS BF H R ER SO	IP WLS BF H R ER SO	IP WLS BF H R ER SO	ERA WHIP	ERA WHIP	ERA WHIP			
34 Marc Rzepczynski, L (1,1) 40 Rey Gonzalez, R (3,1) 4 Kyle Drabek, R (5,1) 33 Zach Jackson, L (7,1) 20 Ronnie Lewis, L (9,1) ERA: 13.5 ERA: 9.0 ERA: 4.5 ERA: 4.5	2.0 2.0 2.0 2.0 1.0	7 14 11 9 4	0 5 2 2 0	0 4 2 1 0	0 3 1 1 0	0 22 17 24 6	0 35 27 33 10	0.00 13.50 9.00 4.50 0.00	0.00 3.000 1.500 2.500 1.000													

Toronto Blue Jays @ Detroit Tigers
Joker Marchant Stadium, Lakeland, FL
Thu Mar 04 2010, 1:08 PM - 3:59 PM EST
Att: 6,745 - Sunny - 54 F

AB 38
R 7
H 11
RBI 7
BB 6
SO 8
LOB 20



Batter	1	2	3	4	5	6	7	8	9	AB	R	H	RBI	BB	SO	LOB	TOP					
11 Jimmy Rollins, S (1,6)	F8		G4-3		F8	G5-3		K		3	0	0	0	0	0	2	Philadelphia Phillies @ Toronto Blue Jays Dunedin Stadium, Dunedin, FL Fri Mar 05 2010, 1:18 PM - 4:21 PM EST Att: 5,055 - Sunny - 55 F					
7 Juan Castro, R OBP: 0.400, SLG: 0.250	F8							FC4-6		2	0	0	0	0	1	2						
27 Placido Polanco, R OBP: 0.500, SLG: 0.500	F8									3	0	2	1	0	0	0						
21 Wilson Valdez, R OBP: 0.750, SLG: 0.667	F8		1B					FC4-6		2	1	1	0	0	0	1						
26 Chase Utley, L OBP: 0.667, SLG: 0.500	BB									2	0	1	0	1	0	2						
72 Ozzie Chavez, S OBP: 0.500, SLG: 1.000	BB									2	1	1	1	0	1	0						
6 Ryan Howard, L (1,3)	F8									3	0	0	0	0	2	5						
33 Andy Tracy, L (5,3)	F8		K							1	1	0	0	1	0	1						
28 Jayson Werth, R (1,8)										2	0	0	0	0	1	0						
70 Tyson Gillies, L (5,8)										2	2	2	2	0	0	0						
29 Raul Ibanez, L (1,7)										3	0	1	0	0	0	0						
63 Quintin Berry, L (6, PR)	F7									1	2	1	1	1	0	0						
78 Domic Brown, L OBP: 0.333, SLG: 0.600										4	0	2	2	0	1	0						
3 Ross Gload, L OBP: 0.286, SLG: 0.667										4	2	2	1	0	0	1						
23 Brian Schneider, L OBP: 0.500, SLG: 0.500										2	0	1	1	0	0	0						
73 John Suomi, L OBP: 0.500, SLG: 0.500										2	0	1	0	0	0	0						
Inning Stats	R: 0 E: 0 K: 0 S: 3	H: 0 LOB: 1 BB: 1 P: 7	R: 0 E: 0 K: 2 S: 7	H: 0 LOB: 0 BB: 0 P: 7	R: 1 E: 0 K: 1 S: 8	H: 3 LOB: 2 BB: 0 P: 8	R: 0 E: 0 K: 0 S: 3	H: 0 LOB: 0 BB: 0 P: 3	R: 1 E: 0 K: 1 S: 8	H: 3 LOB: 2 BB: 0 P: 8	R: 2 E: 0 K: 0 S: 7	H: 4 LOB: 1 BB: 1 P: 7	R: 3 E: 0 K: 0 S: 5	H: 3 LOB: 1 BB: 1 P: 9	R: 0 E: 0 K: 1 S: 6	H: 0 LOB: 0 BB: 0 P: 6	R: 2 E: 0 K: 1 S: 7	H: 2 LOB: 1 BB: 1 P: 11	1B: 9 2B: 4 3B: 1 HR: 1	SF: 3 SAC: 0 DP: 0 HBP: 0	WP: 1 PB: 0 SB: 0 CS: 0	PA: 44
PITCHER	IP	WLS	BF	H	R	ER	SO	BB	IBB	HBP	BLK	WP	HR	S	P	ERA	WHIP					
23 Brand Morrow, R ERA: 4.5	2.0		7	0	0	0	2	1	0	0	0	0	0	10	14	0.00	0.500					
36 Lance Broadway, R ERA: 4.5	2.0	W	9	3	1	1	1	0	0	0	0	0	0	11	11	4.50	1.500					
25 David Purcey, L ERA: 13.5	2.0		12	7	3	3	1	0	0	0	0	0	1	15	15	13.50	3.500					
39 Jesse Carlson, L ERA: 27.0	1.0		6	3	3	3	0	1	0	0	0	0	0	5	9	27.00	4.000					
44 Casey Janssen, R ERA:	1.0		4	0	0	0	1	0	0	0	0	1	0	6	6	0.00	0.000					
49 Jeremy Accardo, R ERA: 18.0	1.0		6	2	2	2	1	1	0	0	0	0	0	7	11	18.00	3.000					

Batter	1	2	3	4	5	6	7	8	9	AB	R	H	RBI	BB	SO	LOB	BOTTOM				
19 José Bautista, R OBP: 0.800, SLG: 1.800										3	3	3	3	0	0	0	Philadelphia Phillies @ Toronto Blue Jays Dunedin Stadium, Dunedin, FL Fri Mar 05 2010, 1:18 PM - 4:21 PM EST Att: 5,055 - Sunny - 55 F				
70 Chris Lubanski, L (4, PH)										3	0	0	0	0	0	2					
2 Aaron Hill, R OBP: 1.000, SLG: 1.000	HR									1	1	1	0	2	0	0					
18 Mike McCoy, R OBP: 0.750, SLG: 0.833	G4-3									2	1	1	0	1	1	0					
26 Adam Lind, L (1,10)										2	1	0	1	1	0	2					
21 Randy Ruiz, R OBP: 0.625, SLG: 0.625	L7									2	1	2	0	0	0	0					
10 Vernon Wells, R OBP: 0.400, SLG: 0.400										3	0	1	1	0	0	2					
7 Jeremy Reed, L OBP: 0.571, SLG: 0.500	G4-3									1	2	1	1	1	0	0					
35 Lyle Overbay, L OBP: 0.600, SLG: 0.667										2	1	1	3	1	0	1					
11 Brian Dopirak, R OBP: 0.375, SLG: 0.286	G3-1									1	1	0	0	1	1	2					
14 John Buck, R OBP: 0.400, SLG: 0.600										3	1	1	0	0	0	2					
13 Raul Chavez, R OBP: 0.400, SLG: 0.500	P4									1	0	0	1	0	1	0					
11 Alex Gonzalez, R (1,6)										2	0	0	1	0	1	0					
58 Ryan Goins, L (5,6)										2	0	0	1	0	1	2					
77 Brad Emaus, R OBP: 0.667, SLG: 1.000										2	1	2	1	1	0	0					
40 Jesus Merchan, R OBP: 0.250, SLG: 0.333										1	0	0	1	0	1	0					
1 Joey Gathright, L OBP: 0.250, SLG: 0.250										3	1	1	0	0	1	3					
45 Travis Snider, L OBP: 0.286, SLG: 0.167										2	0	0	0	0	2	1					
Inning Stats	R: 1 E: 0 K: 0 S: 5	H: 1 LOB: 1 BB: 1 P: 9	R: 0 E: 0 K: 2 S: 8	H: 1 LOB: 0 BB: 0 P: 8	R: 1 E: 0 K: 0 S: 5	H: 2 LOB: 1 BB: 1 P: 9	R: 8 E: 2 K: 0 S: 12	H: 6 LOB: 2 BB: 3 P: 24	R: 4 E: 0 K: 1 S: 7	H: 2 LOB: 1 BB: 2 P: 16	R: 0 E: 0 K: 1 S: 6	H: 2 LOB: 2 BB: 1 P: 11	R: 0 E: 0 K: 3 S: 9	H: 0 LOB: 0 BB: 0 P: 9	R: 0 E: 0 K: 2 S: 7	H: 0 LOB: 0 BB: 0 P: 7	1B: 8 2B: 5 3B: 0 HR: 1	SF: 2 SAC: 0 DP: 0 HBP: 1	WP: 1 PB: 0 SB: 1 CS: 0	PA: 47	
PITCHER	IP	WLS	BF	H	R	ER	SO	BB	IBB	HBP	BLK	WP	HR	S	P	ERA	WHIP				
35 Cole Hamels, L ERA: 4.5	2.0		9	2	1	1	2	1	0	0	0	0	0	10	18	20.25	4.500				
66 JC Ramirez, R ERA: 20.25	1.1	L	10	4	4	3	0	2	0	0	0	0	0	7	15	54.00	9.000				
49 Ryan Vogelsong, R ERA: 54.0	0.2		9	4	5	4	0	2	0	0	0	0	0	7	16	36.00	4.000				
60 Bill White, L ERA: 36.0	1.0		8	2	4	4	1	2	0	1	0	0	0	7	16	36.00	4.000				
44 Ethen Wassermann, R ERA:	2.0		8	2	0	0	4	1	0	0	0	1	0	15	20	0.00	1.500				
58 Antonio Bastardo, L ERA:	1.0		3	0	0	0	2	0	0	0	0	0	0	7	7	0.00	0.000				



Batter	1	2	3	4	5	6	7	8	9	AB	R	H	RBI	BB	SO	LOB	TOP								
19 José Bautista, R OBP: 0.750, SLG: 1.500 77 Brad Emaus, R OBP: 0.500, SLG: 0.700	L8	2B							L4	3	1	2	1	0	0	0	Toronto Blue Jays @ New York Yankees George M. Steinbrenner Field, Tampa, FL Sat Mar 06 2010, 1:19 PM - 4:18 PM EST Att: 10,819 - Partly Cloudy - 61 F								
2 Aaron Hill, R OBP: 0.875, SLG: 0.667 40 Jesus Merchan, R OBP: 0.429, SLG: 0.400	F9	1B							HBP	2	0	1	1	1	0	0									
26 Adam Lind, L OBP: 0.375, SLG: 0.714 11 Brian Dopirak, R OBP: 0.364, SLG: 0.300	1B	F8							K	3	1	2	3	0	0	1									
10 Vernon Wells, R OBP: 0.625, SLG: 0.625 1 Joey Gathright, L OBP: 0.200, SLG: 0.200	1B								K	3	0	3	0	0	0	0									
35 Lyle Overbay, L OBP: 0.625, SLG: 0.600 21 Randy Ruiz, R OBP: 0.600, SLG: 0.600	1B	L3							E6	2	0	1	0	1	0	1									
7 Jeremy Reed, L OBP: 0.500, SLG: 0.444 20 Adam Loewen, L OBP: 0.500, SLG: 0.333	P5								K	3	0	1	1	0	0	3									
11 Alex Gonzalez, R OBP: 0.250, SLG: 0.167 18 Mike McCoy, R OBP: 0.800, SLG: 0.857		P3								3	0	1	0	0	0	0									
45 Travis Snider, L OBP: 0.300, SLG: 0.333 74 Jorge Padilla, R									BB	1	1	1	0	1	0	0									
8 José Molina, R OBP: 0.200, SLG: 0.200 9 J.P. Arencibia, R OBP: 0.400, SLG: 2.000		G6-3							F8	3	0	1	1	0	1	1									
										2	1	1	2	0	0	0									
Inning Stats	R: 0 E: 0 K: 0 S: 5	H: 2 LOB: 3 P: 9	R: 2 E: 0 K: 0 S: 6	H: 3 LOB: 1 BB: 0 P: 6	R: 0 E: 0 K: 0 S: 3	H: 1 LOB: 0 BB: 0 P: 3	R: 0 E: 0 K: 2 S: 7	H: 0 LOB: 0 BB: 0 P: 7	R: 5 E: 0 K: 1 S: 13	H: 7 LOB: 3 BB: 1 P: 19	R: 0 E: 0 K: 0 S: 4	H: 1 LOB: 1 BB: 0 P: 4	R: 2 E: 0 K: 0 S: 6	H: 3 LOB: 1 BB: 0 P: 9	R: 0 E: 1 K: 1 S: 6	H: 1 LOB: 2 BB: 0 P: 10	R: 0 E: 0 K: 1 S: 5	H: 0 LOB: 1 BB: 0 P: 6	1B: 14 2B: 3 3B: 0 HR: 2	SF: 0 SAC: 0 DP: 1 HBP: 1	WP: 2 PB: 0 SB: 0 CS: 0	PA: 48			
PITCHER	IP	WLS	BF	H	R	ER	SO	BB	IBB	HBP	BLK	WP	HR	S	P	ERA	WHIP								
34 A.J. Burnett, R ERA: 10.8	1.2	L	11	5	2	2	0	1	0	0	0	0	0	10	14	10.80	3.600								
93 Amauri Sanit, R ERA: 18.0	0.1		2	1	0	0	0	0	0	0	0	0	0	2	2	0.00	3.000								
48 Boone Logan, L ERA: 189.0	2.0		5	0	0	0	2	0	0	0	0	0	0	9	9	0.00	0.000								
63 Jonathan Albaladejo, R ERA: 189.0	0.1		9	7	5	5	0	1	0	0	0	1	1	9	15	135.00	24.000								
39 Mark Melancon, R ERA: 0.0	1.2		6	1	0	0	1	0	0	0	0	0	0	8	8	0.00	0.600								
PITCHER	IP	WLS	BF	H	R	ER	SO	BB	IBB	HBP	BLK	WP	HR	S	P	ERA	WHIP								
64 Andrew Brackman, R(7, 1) ERA: 18.0	1.0		6	3	2	2	0	0	0	0	0	1	1	6	9	18.00	3.000								
67 Romulo Sanchez, R(8, 1) ERA: 5.4	1.0		5	1	0	0	1	1	0	0	0	0	0	6	10	0.00	2.000								
60 Jason Hirsh, R ERA: 0.0	1.0		4	0	0	0	1	0	0	1	0	0	0	5	6	0.00	0.000								

Batter	1	2	3	4	5	6	7	8	9	AB	R	H	RBI	BB	SO	LOB	BOTTOM								
2 Derek Jeter, R OBP: 0.143, SLG: 0.143 76 Reegie Corona, S OBP: 0.250, SLG: 0.143	G3		FC1-6-5-4-6							2	0	0	0	0	0	1	Toronto Blue Jays @ New York Yankees George M. Steinbrenner Field, Tampa, FL Sat Mar 06 2010, 1:19 PM - 4:18 PM EST Att: 10,819 - Partly Cloudy - 61 F								
14 Curtis Granderson, L OBP: 0.143, SLG: 0.143 73 Jamie Hoffmann, R OBP: 0.143, SLG: 0.143	K									3	0	1	0	0	1	2									
20 Jorge Posada, S 85 P.J. Pilittere, R	G6-3		F7							3	0	0	0	0	0	3									
13 Alex Rodriguez, R OBP: 0.333, SLG: 0.200 97 Brandon Laird, R OBP: 0.500, SLG: 0.500										1	0	0	0	1	1	0									
22 Randy Winn, S 78 David Winfree, R OBP: 0.333, SLG: 0.200										2	0	0	0	0	1	1									
11 Brett Gardner, L 98 Colin Curtis, L OBP: 0.667, SLG: 1.400										1	0	0	0	1	0	1									
17 Francisco Cervelli, R 84 Austin Romine, R OBP: 0.250, SLG: 0.250										1	0	1	0	1	0	0									
53 Juan Miranda, L 95 Jorge Vazquez, R OBP: 0.200, SLG: 0.400										0	0	0	0	0	0	0									
19 Ramiro Pena, S 77 Kevin Russo, R OBP: 0.600, SLG: 0.750										3	1	1	0	0	0	5									
										2	0	1	0	0	0	2									
										2	0	0	0	0	0	5									
										1	0	0	1	1	0	1									
										2	0	1	0	0	0	0									
Inning Stats	R: 0 E: 0 K: 1 S: 5	H: 0 LOB: 0 P: 5	R: 0 E: 0 K: 1 S: 4	H: 0 LOB: 1 BB: 1 P: 8	R: 0 E: 0 K: 0 S: 4	H: 1 LOB: 2 BB: 1 P: 10	R: 0 E: 0 K: 1 S: 6	H: 0 LOB: 2 BB: 1 P: 10	R: 0 E: 0 K: 0 S: 5	H: 0 LOB: 0 BB: 1 P: 9	R: 0 E: 0 K: 0 S: 5	H: 2 LOB: 2 BB: 0 P: 5	R: 0 E: 1 K: 0 S: 4	H: 1 LOB: 1 BB: 0 P: 4	R: 0 E: 0 K: 0 S: 3	H: 1 LOB: 2 BB: 2 P: 11	R: 0 E: 0 K: 0 S: 4	H: 1 LOB: 1 BB: 0 P: 4	1B: 5 2B: 1 3B: 0 HR: 0	SF: 0 SAC: 0 DP: 3 HBP: 1	WP: 1 PB: 0 SB: 1 CS: 0	PA: 39			
PITCHER	IP	WLS	BF	H	R	ER	SO	BB	IBB	HBP	BLK	WP	HR	S	P	ERA	WHIP								
28 Shaun Marcum, R ERA: 3.66	2.0	W	6	1	1	1	0	1	0	1	0	0	0	4	10	9.00	2.000								
50 Zech Zinicola, R ERA: 4.5	1.0	H	5	0	0	0	1	1	0	0	0	0	0	6	10	0.00	1.000								
47 Merkin Valdez, R ERA: 4.5	1.0		9	2	0	0	1	1	0	0	0	0	0	10	14	0.00	1.500								
67 Steven Register, R ERA: 4.0	1.0		7	2	0	0	0	2	0	0	0	1	0	5	13	0.00	4.000								
PITCHER	IP	WLS	BF	H	R	ER	SO	BB	IBB	HBP	BLK	WP	HR	S	P	ERA	WHIP								
67 Willie Collazo, L ERA: 6.0	2.0		6	1	0	0	0	0	0	0	0	0	0	6	6	6.00	0.500								

AB	44
R	9
H	18
RBI	9
BB	3
SO	5
LOB	24



AB	32
R	1
H	6
RBI	1
BB	6
SO	4
LOB	25



Batter	1	2	3	4	5	6	7	8	9	AB	R	H	RBI	BB	SO	LOB	TOP						
1 Joeey Gathright, L (1, 7) OBP: 0.231, SLG: 0.167 70 Chris Lubanski, L (5, 7) OBP: 0.273, SLG: 0.600	4-0 BB 5 CS		0-0 B3	0-0 F8		0-0 P3		4-0 BB 11 1B 12 BB		2	0	0	0	1	0	2							
5 Jarrett Hoffbauer, R (1, 5) OBP: 0.400, SLG: 0.444 15 Kyle Phillips, L (5, 5) OBP: 0.500, SLG: 0.500	1-0 F8 1-2		0-0 2B 35 2B	0-0 L7		0-0 E3		0-0 F8		3	1	1	0	0	0	3							
9 J.P. Arencibia, R (1, 2) OBP: 0.375, SLG: 1.714 12 Brian Jeroloman, L (6, PH) (6, 2)	1-2 HR		0-0 P3		0-3 K		0-0 G4-3		4-0 BB 11 1B	3	1	1	1	0	1	1							
35 Lyle Overbay, L (1, 3) OBP: 0.727, SLG: 0.857 11 Brian Dopirak, R (5, 3) OBP: 0.425, SLG: 0.385	0-0 1B		0-0 2B 2H 77 2B		4-0 BB		0-0 1B		0-0 1B 1-2 2-3	2	1	2	1	1	0	0							
77 Brad Emaus, R (1, 4) OBP: 0.471, SLG: 0.667 74 John Tollisano, S (5, 4)	1-3 K		0-0 2B 2H		0-0 P4		0-0 F7		0-3 K 11 1B	3	0	1	1	0	1	2							
46 Brett Wallace, L (1, 10) OBP: 0.200, SLG: 0.200 76 David Cooper, L (7, PH) (7, 10)		0-3 K	0-0 P6		0-0 G3		0-0 1B		0-0 F8	3	0	0	0	0	1	2							
74 Jorge Padilla, R (1, 8) Moisés Sierra, R (6, 8) OBP: 0.500, SLG: 0.500			0-0 G4-3		0-0 1B 6 1B		0-0 2B 45 G3 6 1B		0-0 G3	3	1	2	0	0	0	0							
45 Travis Snider, L (1, 9) 20 Adam Loewen, L (6, 9) OBP: 0.250, SLG: 0.231 OBP: 0.286, SLG: 0.167	4-0 BB		0-0 P6		0-0 G3		0-3 K		0-0 G3-1	2	0	0	0	1	0	2							
6 John McDonald, R (1, 6) 40 Jesus Merchan, L (6, PR) OBP: 0.333, SLG: 0.333 OBP: 0.333, SLG: 0.286	0-0 G4-3		0-0 G4-3		0-0 1B 15 E 15 1B		0-0 G1-3		0-0 F7	3	0	2	1	0	0	1							
Inning Stats	R: 1 E: 0 K: 1 S: 8	H: 2 LOB: 1 BB: 1 P: 15	R: 0 E: 0 K: 1 S: 5	H: 0 LOB: 1 BB: 1 P: 9	R: 2 E: 0 K: 0 S: 6	H: 3 LOB: 1 BB: 0 P: 6	R: 0 E: 0 K: 0 S: 5	H: 2 LOB: 2 BB: 0 P: 5	R: 0 E: 0 K: 1 S: 5	H: 0 LOB: 1 BB: 1 P: 9	R: 1 E: 1 K: 0 S: 6	H: 3 LOB: 2 BB: 0 P: 6	R: 0 E: 0 K: 1 S: 8	H: 3 LOB: 3 BB: 0 P: 8	R: 0 E: 0 K: 1 S: 6	H: 1 LOB: 3 BB: 2 P: 14	R: 0 E: 0 K: 0 S: 3	H: 0 LOB: 0 BB: 0 P: 3	1B: 9 2B: 4 3B: 0 HR: 1	SF: 0 SAC: 0 DP: 0 HBP: 0	WP: 0 PB: 0 SB: 0 CS: 1	PA: 45	
PITCHER	IP WLS BF H R ER SO BB IBB HBP BLK WP HR S P ERA WHIP	2.0 L 9 2 1 1 2 2 0 0 0 0 0 1 13 24 4.50 2.000	3.1 1.0 6 3 2 2 0 0 0 0 0 0 0 6 6 18.00 3.000	4.1 1.0 5 2 0 0 0 0 0 0 0 0 0 5 5 0.00 2.000	5.1 1.0 4 0 0 0 1 1 0 0 0 0 0 5 9 0.00 1.000	6.1 1.0 6 3 1 1 0 0 0 0 0 0 0 6 6 9.00 3.000	7.1 1.0 6 3 0 0 1 0 0 0 0 0 0 0 0 0 0.00 3.000	8.1 1.0 6 1 0 0 1 2 0 0 0 0 0 0 0 0 0 0.00 3.000	9.1 1.0 3 0 0 0 0 0 0 0 0 0 0 0 0 0 0 0.00 0.000	PITCHER	IP WLS BF H R ER SO BB IBB HBP BLK WP HR S P ERA WHIP	1.0 6 3 0 0 1 0 0 0 0 0 0 0 8 8 0.00 3.000	13.5 6 1 0 0 1 2 0 0 0 0 0 0 6 14 0.00 3.000	8.1 1.0 3 0 0 0 0 0 0 0 0 0 0 0 3 3 0.00 0.000									

Toronto Blue Jays @ Houston Astros
Osceola County Stadium, Kissimmee, FL
Mon Mar 08 2010, 1:19 PM - 3:36 PM EST
Att: 3,047 - Sunny - 71 F

AB 40
R 4
H 14
RBI 4
BB 5
SO 5
LOB 30



Batter	1	2	3	4	5	6	7	8	9	AB	R	H	RBI	BB	SO	LOB	BOTTOM							
21 Michael Bourn, L (1, 8) OBP: 0.167, SLG: 0.167 30 Yordany Ramirez, R (6, 8) OBP: 0.600, SLG: 1.200	0-0 1B 17 E		0-3 K		0-0 G6-3			0-0 F7		3	0	1	0	0	1	0								
46 J.R. Towles, R (1, 10) OBP: 0.714, SLG: 1.083	1-3 K		0-0 2B 17 G6-3		0-0 1B			0-0 2B 1-H		4	0	3	1	0	1	1								
17 Lance Berkman, S (1, 3) OBP: 0.400, SLG: 0.667 16 Chris Shelton, R (7, 3) OBP: 0.444, SLG: 0.429	0-0 FC4 45 G6-4-3		0-0 G6-3		0-0 F9			0-0 F9		3	0	0	0	0	0	3								
45 Carlos Lee, R (1, 7) OBP: 0.375, SLG: 0.571 11 Jason Bourgeois, R (7, 7)	0-0 G6-4-3 1-2		0-0 G6-3		0-0 F8			0-3 K		3	0	0	0	0	4	1								
9 Hunter Pence, R (1, 9) OBP: 0.500, SLG: 1.300 26 Cory Sullivan, L (7, 9) OBP: 0.167, SLG: 0.167		0-0 G1-3		0-0 G6-3		0-0 F9			0-0 1B 19 FC6-4	3	0	0	0	0	0	1								
23 Chris Johnson, R (1, 5) OBP: 0.308, SLG: 0.769 71 Vladimir Sutil, R (8, 6)		0-0 G6-3		1-3 K		0-0 F8			0-0 F7	3	0	0	0	0	1	0								
15 Jason Castro, L (1, 2) OBP: 0.364, SLG: 0.400 72 Lou Santangelo, R (8, 2)		0-0 1B 12 1B		0-0 G4-3		0-3 K			0-3 K	3	0	1	0	0	1	0								
12 Tommy Manzella, R (1, 6) OBP: 0.273, SLG: 0.273 69 Oswaldo Navarro, R (8, 5)		0-0 1B		0-0 F9		0-0 F9			0-0 FC6-4	2	0	1	0	0	0	0								
19 Brian Bogusevic, L (9, PH) OBP: 0.145, SLG: 0.286	1-2 1B								1-2 1B	1	0	0	0	0	1	1								
8 Jeff Keppinger, R (1, 4) OBP: 0.222, SLG: 0.125 18 Edwin Maysonet, R (9, 4) OBP: 0.500, SLG: 0.625	0-0 G4-3				0-3 K2-3				4-0 BB 46 2B	2	1	0	0	1	1	2								
Inning Stats	R: 0 E: 1 K: 1 S: 6	H: 1 LOB: 1 BB: 0 P: 7	R: 0 E: 0 K: 0 S: 5	H: 2 LOB: 2 BB: 0 P: 5	R: 0 E: 0 K: 1 S: 6	H: 1 LOB: 1 BB: 0 P: 6	R: 0 E: 0 K: 1 S: 5	H: 0 LOB: 0 BB: 0 P: 5	R: 0 E: 0 K: 1 S: 4	H: 1 LOB: 1 BB: 0 P: 4	R: 0 E: 0 K: 1 S: 5	H: 0 LOB: 0 BB: 0 P: 5	R: 0 E: 0 K: 1 S: 6	H: 1 LOB: 1 BB: 1 P: 10	R: 0 E: 0 K: 1 S: 6	H: 1 LOB: 1 BB: 0 P: 6	1B: 5 2B: 2 3B: 0 HR: 0	SF: 0 SAC: 0 DP: 1 HBP: 0	WP: 0 PB: 0 SB: 0 CS: 0	PA: 35				
PITCHER	IP WLS BF H R ER SO BB IBB HBP BLK WP HR S P ERA WHIP	3.0 W 13 4 0 0 2 0 0 0 0 0 0 0 14 15 0.00 0.333	4.1 3.0 H 10 1 0 0 2 0 0 0 0 0 0 0 11 15 4.50 1.000	7.1 2.0 8 1 1 1 2 1 0 0 0 0 0 6 6 0.00 1.000	9.1 1.0 S 4 1 0 0 1 0 0 0 0 0 0 0 6 6 0.00 1.000	PITCHER	IP WLS BF H R ER SO BB IBB HBP BLK WP HR S P ERA WHIP																	

Toronto Blue Jays @ Houston Astros
Osceola County Stadium, Kissimmee, FL
Mon Mar 08 2010, 1:19 PM - 3:36 PM EST
Att: 3,047 - Sunny - 71 F


AB 34
R 1
H 7
RBI 1
BB 1
SO 7
LOB 17



Batter	1	2	3	4	5	6	7	8	9	AB	R	H	RBI	BB	SO	LOB	TOP			
1 Joey Gathright, L (1, 8) 62 Eric Thames, L (5, 9)	G4-3		K		G6-4-3			L6		3	0	1	1	0	1	1	<p>Toronto Blue Jays @ Tampa Bay Rays</p> <p>Charlotte Sports Park, Port Charlotte, FL</p> <p>Thu Mar 11 2010, 1:10 PM - 3:31 PM EST</p> <p>Att. 4,338 - Overcast - 80 F</p>			
5 Jarrett Hoffbauer, R (1, 5) 15 Kyle Phillips, L (6, 5)	P3		F8		G6-4-3			G3-1		3	0	0	0	0	0	3				
46 Brett Wallace, L (1, 10)	K							K		4	0	0	0	0	3	0				
21 Randy Ruiz, R (1, 3) 76 David Cooper, L (6, 3)	G5-3				P3			K		3	0	0	0	0	1	0				
70 Chris Lubanski, L (1, 7)	G4-3				G4-3			K		3	0	0	0	1	1	1				
74 Jorge Padilla, R (1, 9) 52 Kyle Phillips, L (5, 8)					FC6-4			G5-3		4	0	2	0	0	0	2				
77 Brad Emaus, R (1, 4) 73 Tyler Pastornicky, R (8, 4)	G5-3							P6		2	0	0	0	1	0	1				
6 John McDonald, R (1, 6) 18 Mike McCoy, R (7, 6)			E5					K		3	1	1	0	0	1	2				
8 José Molina, R (1, 2) 9 J.P. Arencibia, R (6, 2)			F8					G6-4-3		1	0	0	0	1	0	1				
										1	0	0	0	0	2					
Inning Stats	R: 0 E: 0 K: 1 S: 5	H: 0 LOB: 0 BB: 0 P: 5	R: 0 E: 0 K: 0 S: 4	H: 1 LOB: 1 BB: 0 P: 4	R: 0 E: 1 K: 1 S: 6	H: 0 LOB: 1 BB: 0 P: 6	R: 0 E: 0 K: 1 S: 5	H: 0 LOB: 1 BB: 1 P: 9	R: 1 E: 0 K: 0 S: 4	H: 2 LOB: 1 BB: 1 P: 8	R: 0 E: 0 K: 1 S: 5	H: 0 LOB: 0 BB: 0 P: 5	R: 0 E: 0 K: 1 S: 5	H: 1 LOB: 1 BB: 1 P: 9	R: 0 E: 0 K: 1 S: 6	H: 0 LOB: 1 BB: 0 P: 6	1B: 4 2B: 1 3B: 0 HR: 0	SF: 0 SAC: 0 DP: 2 HBP: 0	WP: 0 PB: 0 SB: 1 CS: 0	PA: 34
PITCHER	IP WLS BF H R ER SO BB IBB HBP BLK WP HR S P ERA WHIP																			
21 Andy Sonnanstine, R (1, 1) ERA: 3.6	4.0	15	1	0	0	3	1	0	0	0	0	0	0	20	24	0.00	0.500			
35 Dan Wheeler, R (5, 1) ERA: 3.0	1.0	5	2	1	1	0	1	0	0	0	0	0	0	4	8	9.00	3.000			
56 Alex Torres, L (6, 1) ERA: 1.5	2.0	7	1	0	0	2	1	0	0	0	0	0	10	14	0.00	1.000				
57 Jake McGee, L (8, 1) ERA:	2.0	7	1	0	0	2	0	0	0	0	0	0	11	11	0.00	0.500				


Batter	1	2	3	4	5	6	7	8	9	AB	R	H	RBI	BB	SO	LOB	BOTTOM			
8 Jason Bartlett, R (1, 6) 61 Nevin Ashley, R (6, 2)	G1-3		G6-3							3	1	1	1	0	0	1	<p>Toronto Blue Jays @ Tampa Bay Rays</p> <p>Charlotte Sports Park, Port Charlotte, FL</p> <p>Thu Mar 11 2010, 1:10 PM - 3:31 PM EST</p> <p>Att. 4,338 - Overcast - 80 F</p>			
18 Ben Zobrist, S (1, 4) 26 Joe Dillon, R (6, 5)	K				G3			G6-3		3	0	1	0	0	1	0				
3 Evan Longoria, R (1, 5) 32 Chris Richard, L (6, 3)	E5									3	0	2	1	0	0	0				
23 Carlos Pena, L (1, 3) 7 Shawn O'Malley, S (6, 4)	L3				G1-3			G6-3		3	0	0	0	0	4	1				
16 Willy Aybar, S (1, 10) 67 Alvin Colina, R (7, PH) (8, 10)			F9		G4-3			F7		3	0	0	0	0	1	1				
19 Gabe Kapler, R (1, 9) 52 John Matulia, L (7, 9)			G5-3					G4-3		3	0	0	0	0	0	0				
28 John Jaso, L (1, 2) 64 Tim Beckham, R (6, 6)			K					G3-1		2	1	1	1	0	1	0				
63 J.J. Furmaniak, R (1, 7) 67 Steven Register, R (8, 1)			F9					G6-3		4	1	2	0	0	0	0				
38 Fernando Perez, R (1, 8) 11 Rashad Eldridge, S (7, 8)					SH2-3			G2-3		2	0	1	0	0	0	2				
										0	0	0	0	0	0	0				
Inning Stats	R: 0 E: 1 K: 1 S: 6	H: 0 LOB: 1 BB: 0 P: 6	R: 0 E: 0 K: 1 S: 5	H: 0 LOB: 0 BB: 0 P: 5	R: 0 E: 0 K: 0 S: 3	H: 1 LOB: 0 BB: 0 P: 4	R: 0 E: 0 K: 0 S: 4	H: 1 LOB: 1 BB: 0 P: 4	R: 3 E: 0 K: 0 S: 8	H: 5 LOB: 2 BB: 0 P: 9	R: 0 E: 0 K: 0 S: 4	H: 1 LOB: 2 BB: 1 P: 8	R: 1 E: 0 K: 1 S: 7	H: 2 LOB: 1 BB: 0 P: 8	R: 0 E: 0 K: 0 S: 3	H: 0 LOB: 0 BB: 0 P: 3	1B: 8 2B: 1 3B: 0 HR: 1	SF: 0 SAC: 1 DP: 0 HBP: 0	WP: 1 PB: 0 SB: 0 CS: 1	PA: 35
PITCHER	IP WLS BF H R ER SO BB IBB HBP BLK WP HR S P ERA WHIP																			
28 Shaun Marcum, R (1, 1) ERA:	3.0	10	1	0	0	2	0	0	0	0	0	0	0	1	12	13	0.00	0.333		
57 Shawn Camp, R (4, 1) ERA: 9.0	2.0	12	6	3	3	0	0	0	0	0	0	0	0	1	12	13	13.50	3.000		
59 Brad Mills, L (6, 1) ERA: 4.5	2.0	10	3	1	1	1	1	0	0	0	1	0	11	16	4.50	2.000				
67 Steven Register, R (8, 1) ERA:	1.0	3	0	0	0	0	0	0	0	0	0	0	3	3	0.00	0.000				


AB 31
R 1
H 5
RBI 1
BB 3
SO 7
LOB 14



AB 33
R 4
H 10
RBI 4
BB 1
SO 3
LOB 11



Batter	1	2	3	4	5	6	7	8	9	AB R H RBI BB SO LOB	TOP																								
											Houston Astros @ Toronto Blue Jays Dunedin Stadium, Dunedin, FL Fri Mar 12 2010, 1:05 PM EST livebaseballscorecards.com AB 0 R 0 H 0 RBI 0 BB 0 SO 0 LOB 0 																								
Inning Stats										1B: 0 SF: 0 WP: 0 PA: 0 2B: 0 SAC: 0 PB: 0 3B: 0 DP: 0 SB: 0 HR: 0 HBP: 0 CS: 0																									
PITCHER	IP	WLS	BF	H	R	ER	SO	BB	IBB	HBP	BLK	WP	HR	S	P	ERA	WHIP	PITCHER	IP	WLS	BF	H	R	ER	SO	BB	IBB	HBP	BLK	WP	HR	S	P	ERA	WHIP

Batter	1	2	3	4	5	6	7	8	9	AB R H RBI BB SO LOB	BOTTOM																								
											Houston Astros @ Toronto Blue Jays Dunedin Stadium, Dunedin, FL Fri Mar 12 2010, 1:05 PM EST livebaseballscorecards.com AB 0 R 0 H 0 RBI 0 BB 0 SO 0 LOB 0 																								
Inning Stats										1B: 0 SF: 0 WP: 0 PA: 0 2B: 0 SAC: 0 PB: 0 3B: 0 DP: 0 SB: 0 HR: 0 HBP: 0 CS: 0																									
PITCHER	IP	WLS	BF	H	R	ER	SO	BB	IBB	HBP	BLK	WP	HR	S	P	ERA	WHIP	PITCHER	IP	WLS	BF	H	R	ER	SO	BB	IBB	HBP	BLK	WP	HR	S	P	ERA	WHIP

Batter	1	2	3	4	5	6	7	8	9	AB	R	H	RBI	BB	SO	LOB	TOP										
5 Jarrett Hoffmair, R (1.5) OBP: 0.286, SLG: 0.280 15 Kyle Phillips, L (6.5) OBP: 0.429, SLG: 0.429	E7 11 1B		G5-3	4-1 BB		F8		K		3	0	0	0	1	0	0											
11 Alex Gonzalez, R (1.6) OBP: 0.300, SLG: 0.235 58 Ryan Goins, L (6.6)	1-1 SAFE 1B		7 1B E	0-1 F6		G4-3		G6-3		4	1	2	0	0	0	2											
7 Jeremy Reed, L (1.8) OBP: 0.429, SLG: 0.462 1 Joey Gathright, L (4.8)	0-3 SAFE K		2-1 1B E9 11 SF7	2-3 K		G6-3		21 1B 1B		3	1	1	0	0	2	4											
21 Randy Ruiz, R (1.10) OBP: 0.500, SLG: 0.700	0-1 SAFE F6		4-0 1B 77 1B	1-1 BB P3		K		1-2 1B		4	1	1	0	1	1	4											
11 Brian Dopirak, R (1.3) OBP: 0.241, SLG: 0.333	1-2 SAFE G4-3		0-0 2 SF7		2-1 G5-3		0-3 2 K	0-3 2 K		4	0	0	1	0	2	4											
45 Travis Snider, L (1.7) OBP: 0.313, SLG: 0.429 62 Eric Thames, L (5.7) OBP: 0.400, SLG: 0.500		1-3 SAFE K	3-H 0-0 77 1B 1-2 1B	2-2 HR		G6-3		G3		3	1	2	1	0	1	0											
77 Brad Emaus, R (1.4) OBP: 0.457, SLG: 0.500	1-0 SAFE G5-3		2-0 1-3 2-H 1B	4-1 BB 70 CS		0-0 1B		0-0 1B		3	0	2	1	1	0	0											
70 Chris Lubanski, L (1.9) OBP: 0.333, SLG: 0.556 5 Chris Aguilera, R (5.9) OBP: 0.200, SLG: 0.600	1-1 SAFE K		0-0 3B G4-3	4-2 BB 1-2 BB		0-3 SAFE K		0-3 SAFE K		2	0	1	0	1	0	2											
13 Raul Chavez, R (1.2) OBP: 0.333, SLG: 0.375 9 J.P. Arencibia, R (5.2) OBP: 0.267, SLG: 0.929	1-1 SAFE G6-3		1-0 SAFE 5 BB 1B	1-1 SAFE G5-3		1-0 SAFE F8				3	0	1	0	0	0	2											
Inning Stats	R: 0 E: 1 K: 1 S: 12	H: 1 LOB: 2 BB: 0 P: 14	R: 0 E: 0 K: 1 S: 9	H: 1 LOB: 1 BB: 0 P: 13	R: 3 E: 1 K: 0 S: 8	H: 4 LOB: 2 BB: 1 P: 16	R: 0 E: 0 K: 1 S: 9	H: 1 LOB: 1 BB: 1 P: 17	R: 1 E: 0 K: 0 S: 10	H: 1 LOB: 1 BB: 2 P: 23	R: 0 E: 0 K: 0 S: 4	H: 0 LOB: 0 BB: 0 P: 7	R: 0 E: 0 K: 2 S: 7	H: 0 LOB: 0 BB: 0 P: 7	R: 0 E: 0 K: 2 S: 8	H: 1 LOB: 1 BB: 0 P: 9	R: 0 E: 0 K: 1 S: 7	H: 2 LOB: 2 BB: 0 P: 7	1B: 9 2B: 0 3B: 1 HR: 1	SF: 1 SAC: 0 DP: 0 HBP: 0	WP: 0 PB: 0 SB: 0 CS: 1	PA: 42					
PITCHER	IP	WLS	BF	H	R	ER	SO	BB	IBB	HBP	BLK	WP	HR	S	P	ERA	WHIP										
49 Jason Berken, R (1.1) ERA: 4.15	3.0	L	17	6	3	3	2	1	0	0	0	0	0	29	43	9.00	2.333										
31 Kam Mickolio, R (4.1) ERA: 3.0	2.0		10	2	1	1	1	3	0	0	0	0	1	19	40	4.50	2.500										
26 Cia Meredith, R (6.1) ERA:	1.0		3	0	0	0	0	0	0	0	0	0	0	4	7	0.00	0.000										
57 Jake Arrieta, R (7.1) ERA: 4.5	2.0		7	1	0	0	4	0	0	0	0	0	0	15	16	0.00	0.500										
55 Alfredo Simon, R (9.1) ERA: 4.5	1.0		5	2	0	0	1	0	0	0	0	0	0	7	7	0.00	2.000										

Toronto Blue Jays @ Baltimore Orioles
Ed Smith Stadium, Sarasota, FL
Wed Mar 17, 2010, 1:10 PM - 3:34 PM EDT
Att: 6,705 - Partly Cloudy - 62 F

AB	37
R	4
H	11
RBI	3
BB	4
SO	8
LOB	23



Batter	1	2	3	4	5	6	7	8	9	AB	R	H	RBI	BB	SO	LOB	BOTTOM										
3 Cesar Izturis, S (1.6) OBP: 0.150, SLG: 0.105 69 Pedro Florimon, S (6.9) OBP: 0.316, SLG: 0.412	1-1 SAFE 1B		2-3 SAFE K			FC6-4 10 PO 1-2			4-0 SAFE 81 G4-3 80 1B BB	3	0	1	0	0	1	1											
10 Adam Jones, R (1.8) OBP: 0.240, SLG: 0.435 81 Matt Angle, L (8.8) OBP: 0.211, SLG: 0.118	0-2 SAFE F9		3-3 SAFE K			1-0 SAFE PO	0-3 SAFE K		0-0 SAFE G4-3	3	0	0	0	0	2	1											
21 Nick Markakis, L (1.9) OBP: 0.375, SLG: 0.667 80 Miguel Abreu, R (8.9) OBP: 0.412, SLG: 0.500	0-1 SAFE F7		0-1 SAFE G5-3			0-0 SAFE G4-3			0-0 SAFE 2-H 1B	3	0	0	0	0	0	1											
32 Matt Wieters, S (1.2) OBP: 0.263, SLG: 0.067 79 Adam Donachie, R (8.2)	1-0 SAFE G5-3		3-2 SAFE G5-3			4-0 SAFE BB			0-3 SAFE K	2	0	0	0	1	0	1											
9 Miquel Tejada, R (1.5) OBP: 0.261, SLG: 0.250 12 Robert Andino, R (8.5) OBP: 0.280, SLG: 0.520		3-1 SAFE G6-3			0-0 SAFE F8				0-0 SAFE G6-3	3	0	0	0	0	0	1											
14 Nolan Reimold, R (1.10)		2-2 SAFE G6-3			0-0 SAFE P6				0-0 SAFE G4-3	3	0	0	0	0	0	0											
25 Garrett Atkins, R (1.3) OBP: 0.286, SLG: 0.524 58 Brandon Snyder, R (9.3) OBP: 0.375, SLG: 0.538		1-1 SAFE G4-3			0-3 SAFE K				0-0 SAFE F9	3	0	0	0	0	1	0											
23 Ty Wigington, R (1.4) OBP: 0.292, SLG: 0.522 15 Justin Turner, R (9.4) OBP: 0.438, SLG: 0.688			3-3 SAFE K			4-0 SAFE FC6-4 BB			0-0 SAFE G5-3	2	0	0	0	1	1	0											
82 Jonny Tucker, R (1.7) OBP: 0.478, SLG: 0.450 70 Rhyn Hughes, L (7.7) OBP: 0.389, SLG: 0.941			0-1 SAFE F8			2-3 SAFE K			1-0 SAFE G4-3	2	0	0	0	0	1	1											
Inning Stats	R: 0 E: 0 K: 0 S: 8	H: 1 LOB: 1 BB: 0 P: 10	R: 0 E: 0 K: 0 S: 7	H: 0 LOB: 0 BB: 0 P: 13	R: 0 E: 0 K: 2 S: 9	H: 0 LOB: 0 BB: 0 P: 14	R: 0 E: 0 K: 1 S: 9	H: 0 LOB: 0 BB: 0 P: 15	R: 0 E: 0 K: 1 S: 5	H: 0 LOB: 0 BB: 0 P: 5	R: 0 E: 0 K: 1 S: 6	H: 0 LOB: 1 BB: 1 P: 13	R: 0 E: 0 K: 1 S: 6	H: 0 LOB: 1 BB: 1 P: 11	R: 0 E: 0 K: 0 S: 3	H: 0 LOB: 0 BB: 0 P: 3	R: 1 E: 0 K: 1 S: 6	H: 1 LOB: 1 BB: 1 P: 11	1B: 2 2B: 0 3B: 0 HR: 0	SF: 0 SAC: 0 DP: 0 HBP: 0	WP: 0 PB: 0 SB: 0 CS: 0	PA: 32					
PITCHER	IP	WLS	BF	H	R	ER	SO	BB	IBB	HBP	BLK	WP	HR	S	P	ERA	WHIP										
56 Brian Tallet, L (1.1) ERA: 6.0	4.0	W	13	4	0	0	3	0	0	0	0	0	0	5	5	0.00	0.250										
57 Shawn Camp, R (5.1) ERA: 5.4	1.0		3	0	0	0	1	0	0	0	0	0	0	5	5	0.00	0.000										
37 Scott Downs, L (6.1) ERA:	1.0		3	0	0	0	1	1	0	0	0	0	0	6	13	0.00	1.000										
63 Kevin Gregg, R (7.1) ERA: 4.5	1.0		4	0	0	0	1	1	0	0	0	0	0	6	11	0.00	1.000										
54 Jason Frasor, R (8.1) ERA: 10.8	1.0		3	0	0	0	0	0	0	0	0	0	0	3	3	0.00	0.000										
PITCHER	IP	WLS	BF	H	R	ER	SO	BB	IBB	HBP	BLK	WP	HR	S	P	ERA	WHIP										
47 Merkin Valdez, R (9.1) ERA: 6.0	1.0		5	1	1	1	1	1	0	0	0	0	0	6	11	9.00	2.000										

Toronto Blue Jays @ Baltimore Orioles
Ed Smith Stadium, Sarasota, FL
Wed Mar 17, 2010, 1:10 PM - 3:34 PM EDT
Att: 6,705 - Partly Cloudy - 62 F

AB	28
R	1
H	2
RBI	1
BB	3
SO	7
LOB	8





Batter	1	2	3	4	5	6	7	8	9	AB	R	H	RBI	BB	SO	LOB	TOP										
1 Joey Gathright, L (1, 8) OBP: 0.207, SLG: 0.179	G1-3		G1-6-3		G4-3			G3-6		4	0	0	0	0	0	3	Toronto Blue Jays @ Houston Astros Osceola County Stadium, Kissimmee, FL Fri Mar 19 2010, 1:08 PM - 3:21 PM EDT Att: 4,012 - Sunny - 65 F										
6 John McDonald, R (1, 6) OBP: 0.353, SLG: 0.375 73 Tyler Pastornicky, R (6, 6) OBP: 0.167, SLG: 0.167	G6-3		F7		G4-3			F9		3	0	0	0	0	0	1											
7 Jeremy Reed, L (1, 7) OBP: 0.429, SLG: 0.455 5 Chris Aquila, R (6, 7) OBP: 0.167, SLG: 0.500	1B				G4-3			G6-3		3	0	2	0	0	0	0											
21 Randy Ruiz, R (1, 3) OBP: 0.472, SLG: 0.636	F7				K			F8		3	0	0	0	1	1	2											
70 Chris Lubanski, L (1, 9) OBP: 0.308, SLG: 0.609			K		K			F8		4	0	0	0	0	3	2											
76 David Cooper, L (1, 10) OBP: 0.400, SLG: 0.444					G4-3			G3		4	0	1	0	0	1	2											
8 José Molina, R (1, 2) OBP: 0.188, SLG: 0.133 9 J.P. Arencibia, R (7, 2) OBP: 0.250, SLG: 0.867	G4-6-3				P4			1B		3	0	1	0	0	0	1											
74 John Tolisano, S (1, 4)					G1-3			K		2	0	0	0	1	1	1											
20 Sean Ochinko, R (1, 5) OBP: 0.667, SLG: 1.000								1B		3	0	2	0	0	1	1											
Inning Stats	R: 0 E: 0 K: 0 S: 7	H: 1 LOB: 1 BB: 0 P: 9	R: 0 E: 0 K: 1 S: 7	H: 1 LOB: 0 BB: 0 P: 10	R: 0 E: 0 K: 1 S: 10	H: 0 LOB: 1 BB: 1 P: 18	R: 0 E: 0 K: 2 S: 8	H: 1 LOB: 1 BB: 0 P: 13	R: 0 E: 0 K: 0 S: 6	H: 1 LOB: 0 BB: 0 P: 7	R: 0 E: 0 K: 3 S: 10	H: 1 LOB: 1 BB: 0 P: 10	R: 0 E: 0 K: 0 S: 6	H: 1 LOB: 0 BB: 1 P: 6	R: 0 E: 0 K: 0 S: 7	H: 0 LOB: 1 BB: 1 P: 12		1B: 5 2B: 1 3B: 0 HR: 0	SF: 0 SAC: 0 DP: 2 HBP: 0	WP: 0 PB: 0 SB: 3 CS: 0	PA: 33						
PITCHER	IP	WLS	BF	H	R	ER	SO	BB	IBB	HBP	BLK	WP	HR	S	P	ERA	WHIP										
60 Josh Banks, R (1, 1) ERA: 3.0	3.0	W	11	2	0	0	2	1	0	0	0	0	0	24	37	0.00	1.000										
22 Matt Lindstrom, R (4, 1) ERA: 9.0	1.0	H	4	1	0	0	2	0	0	0	0	0	0	8	13	0.00	1.000										
48 Tim Byrdak, L (5, 1) ERA: 9.0	1.0	H	4	1	0	0	0	0	0	0	0	0	0	6	7	0.00	1.000										
47 Jeff Fulchino, R (6, 1) ERA: 3.6	1.0	H	3	0	0	0	0	0	0	0	0	0	0	3	3	0.00	0.000										
63 Sammy Gervacio, R (7, 1) ERA: 1.29	1.0	H	4	1	0	0	3	0	0	0	0	0	0	10	10	0.00	1.000										
PITCHER	IP	WLS	BF	H	R	ER	SO	BB	IBB	HBP	BLK	WP	HR	S	P	ERA	WHIP										
59 Wilton Lopez, R (8, 1) ERA: 5.06	1.0	H	3	1	0	0	0	0	0	0	0	0	0	6	6	0.00	1.000										
62 Roy Corcoran, R (9, 1) ERA: 5.06	1.0	S	4	0	0	0	0	1	0	0	0	0	0	7	12	0.00	1.000										

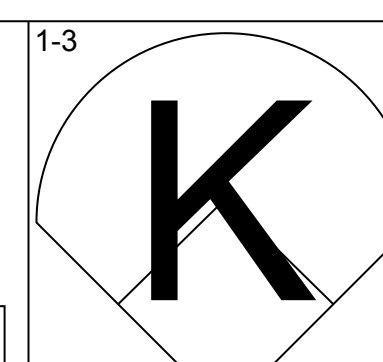
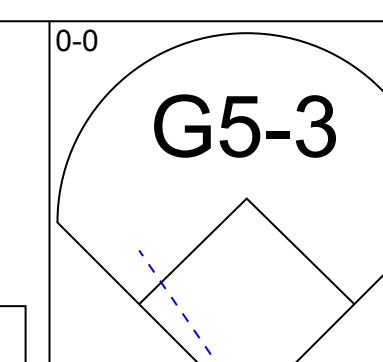
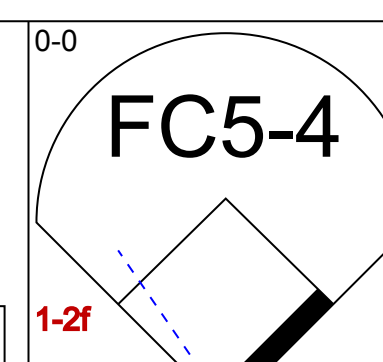
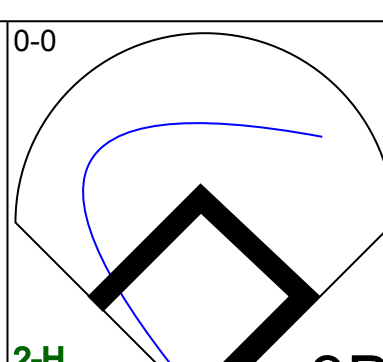
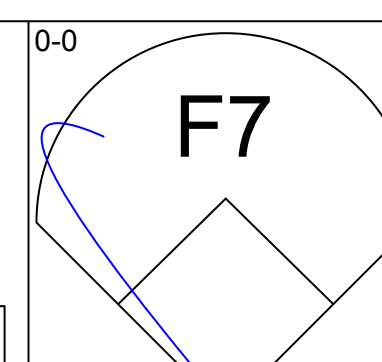
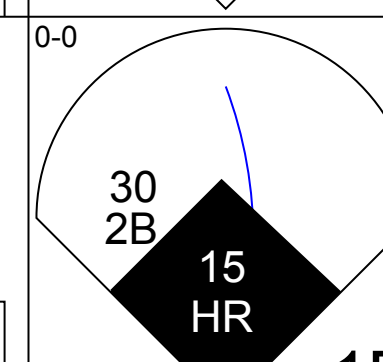
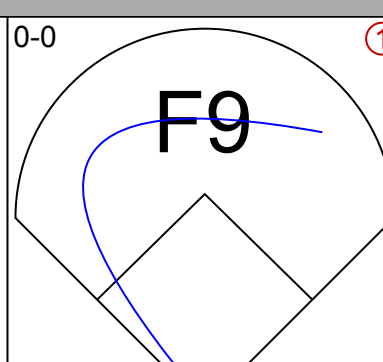
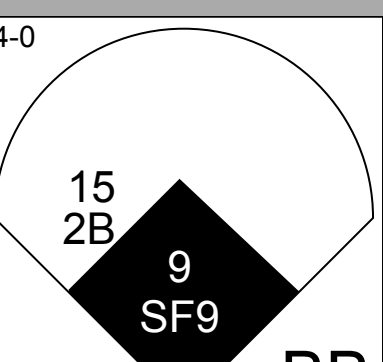
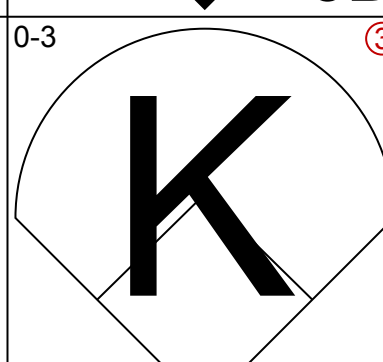
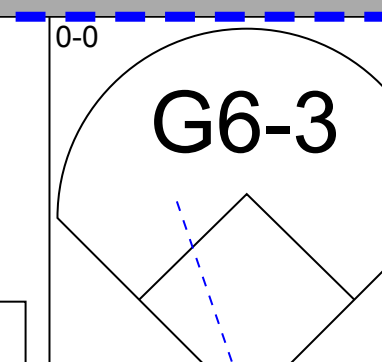
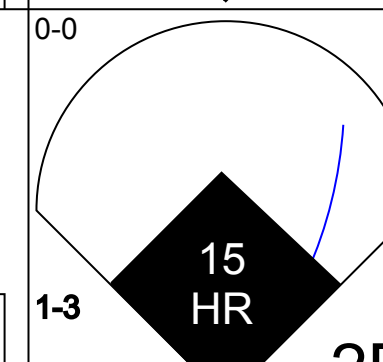
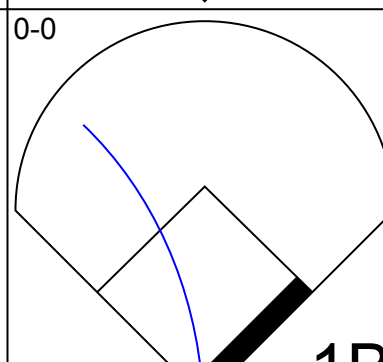
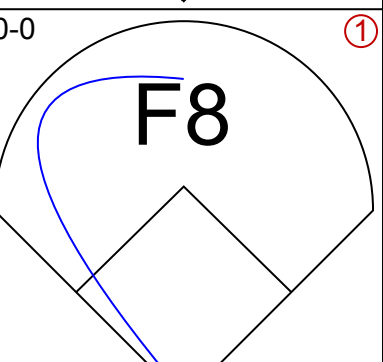
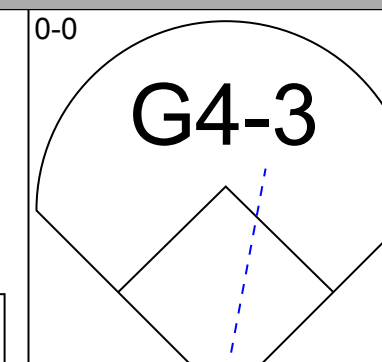
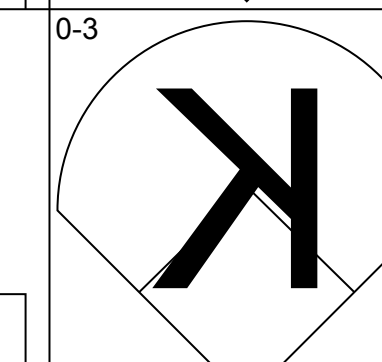
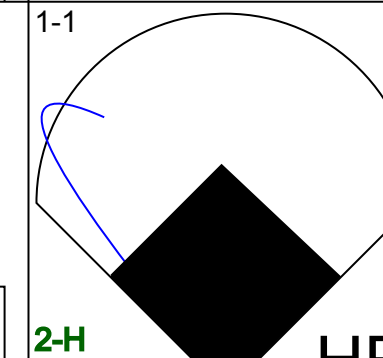
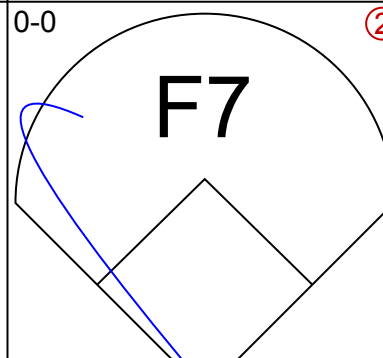
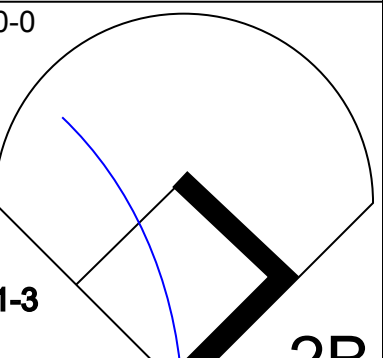
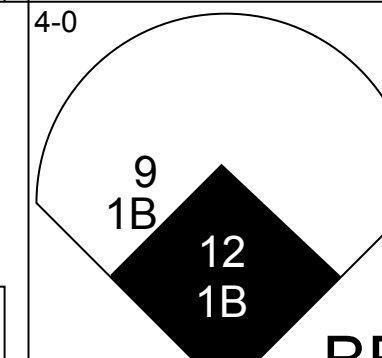
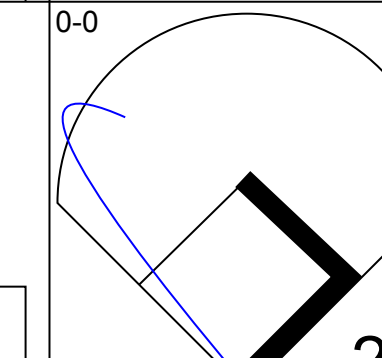
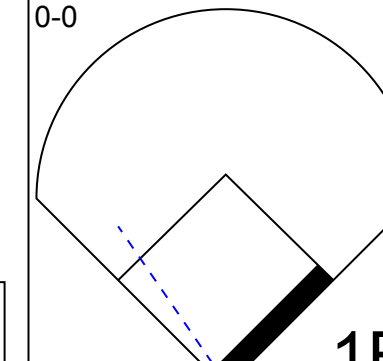
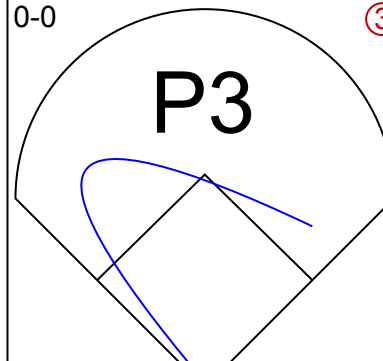
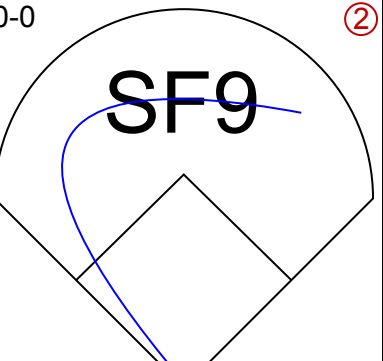
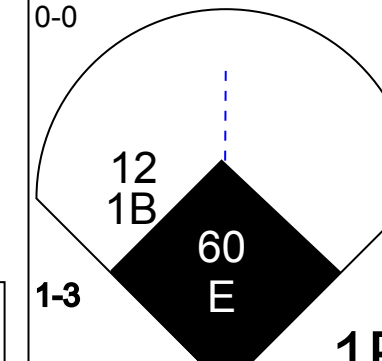
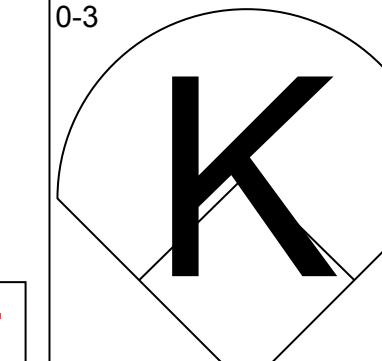
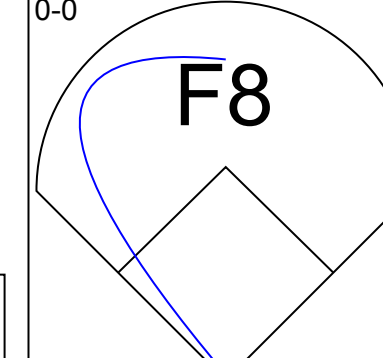
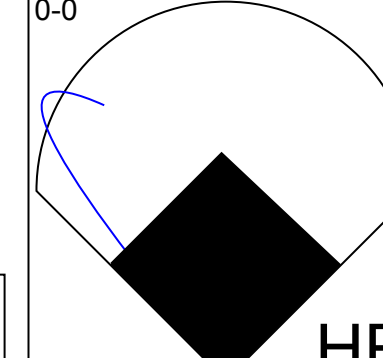
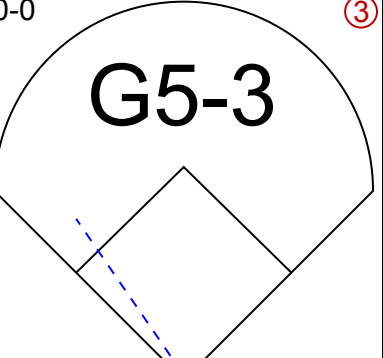
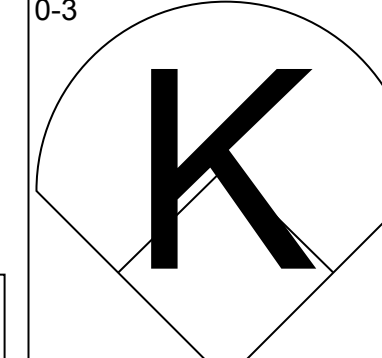
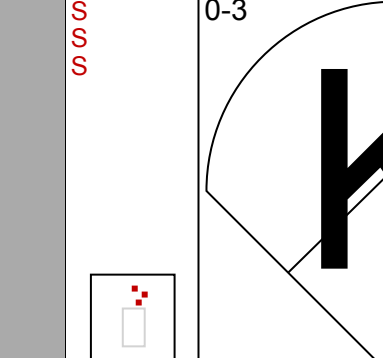
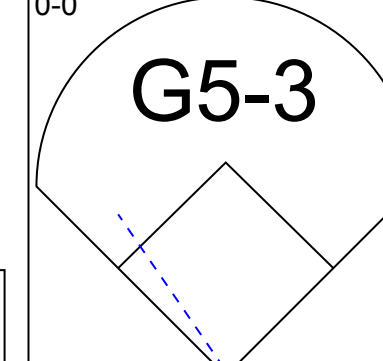
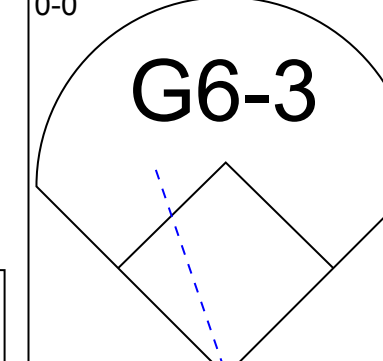
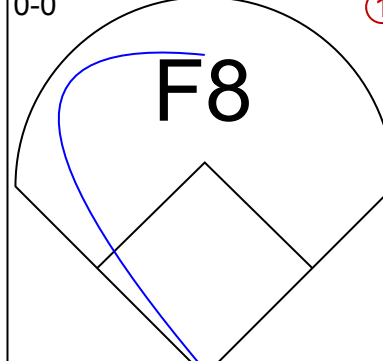
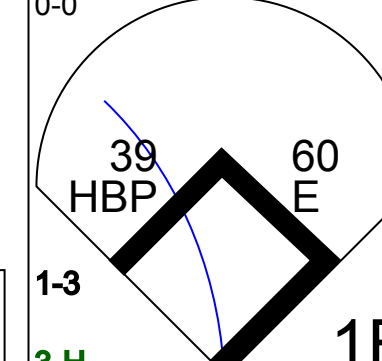
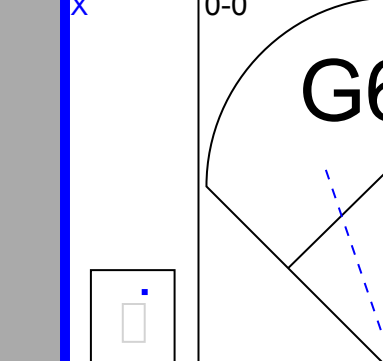
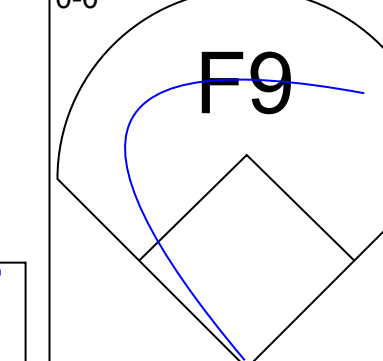
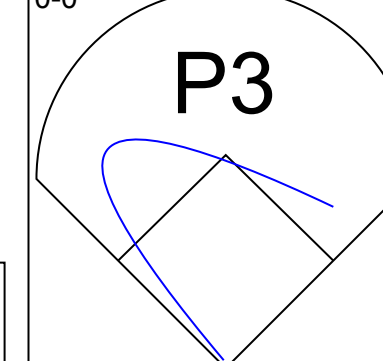
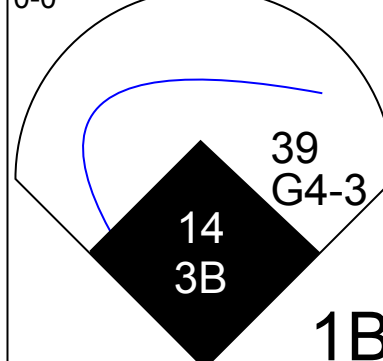
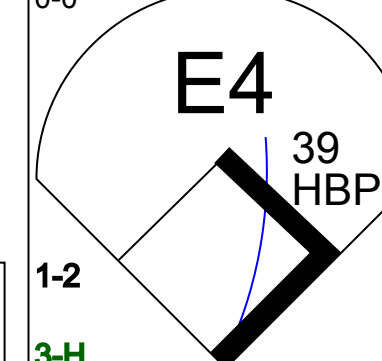
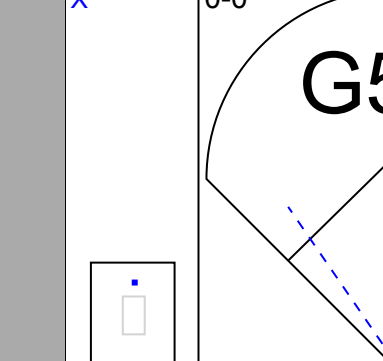

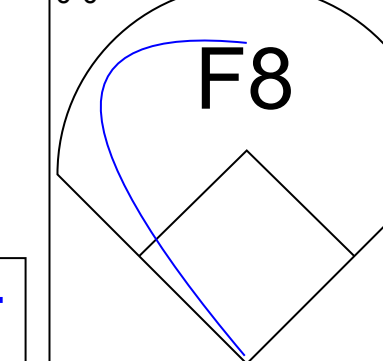
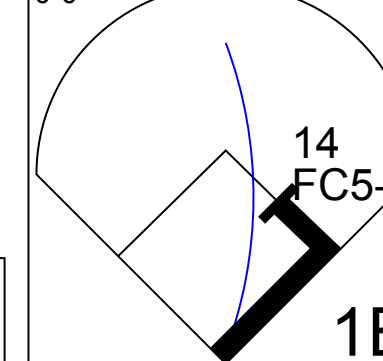
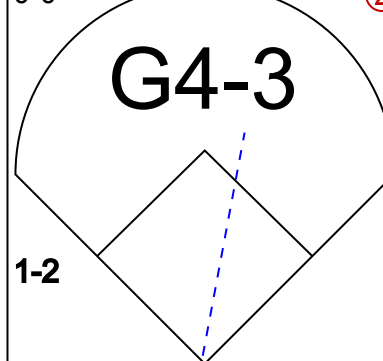
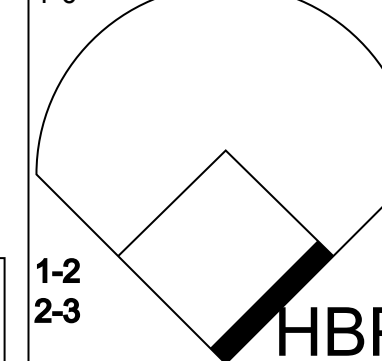
Batter	1	2	3	4	5	6	7	8	9	AB	R	H	RBI	BB	SO	LOB	BOTTOM										
11 Jason Bourgeois, R (1, 8) OBP: 0.364, SLG: 0.500 95 T.J. Steele, R (6, 9) OBP: 0.200, SLG: 0.400	G6-3		SH5-3		BB			G6-3		2	1	2	0	1	0	0	Toronto Blue Jays @ Houston Astros Osceola County Stadium, Kissimmee, FL Fri Mar 19 2010, 1:08 PM - 3:21 PM EDT Att: 4,012 - Sunny - 65 F										
8 Jeff Keppinger, R (1, 4) OBP: 0.391, SLG: 0.333	G6-3		SH5-3		G3			G6-3		3	0	0	1	0	0	1											
46 J.R. Towles, R (1, 2) OBP: 0.538, SLG: 0.783 70 Brian Esposito, R (7, 2) OBP: 0.143, SLG: 0.286	K		K		F9			B1-3		3	0	0	0	0	2	2											
27 Geoff Blum, S (1, 3) OBP: 0.345, SLG: 0.448 89 Jimmy Van Ostrand, R (7, 3)	P4		L1		K			K		3	0	0	0	0	1	2											
77 Pedro Feliz, R (1, 5) OBP: 0.419, SLG: 0.567 Marcos Cabral, R (9, 5)	F9				F8			F7		4	0	1	0	0	0	0											
4 Jason Michaels, R (1, 7) OBP: 0.370, SLG: 0.727 18 Edwin Maysonet, R (7, 7) OBP: 0.429, SLG: 0.526	F7				L9			BB		2	0	0	0	1	0	0											
26 Cory Sullivan, L (1, 9) OBP: 0.300, SLG: 0.407					G1-3			BB		2	1	1	1	1	0	0											
87 Drew Locke, R (7, 9) OBP: 0.400, SLG: 1.200	HR							BB		0	0	0	0	0	0	0											
69 Oswaldo Navarro, R (1, 6) OBP: 0.267, SLG: 0.214 64 Drew Meyer, L (6, 4) OBP: 0.200, SLG: 0.500	G6-3				G6-3			K		2	0	0	0	0	0	0											
15 Jason Castro, L (1, 10) OBP: 0.458, SLG: 0.450 23 Chris Johnson, R (7, PH) OBP: 0.387, SLG: 0.679					F8			F9		2	0	1	0	0	0	0											
Inning Stats	R: 1 E: 0 K: 1 S: 6	H: 1 LOB: 0 BB: 0 P: 6	R: 1 E: 0 K: 0 S: 14	H: 1 LOB: 0 BB: 0 P: 20	R: 0 E: 0 K: 1 S: 11	H: 2 LOB: 2 BB: 0 P: 13	R: 0 E: 0 K: 0 S: 6	H: 0 LOB: 0 BB: 0 P: 8	R: 0 E: 0 K: 2 S: 14	H: 1 LOB: 3 BB: 2 P: 23	R: 0 E: 0 K: 0 S: 5	H: 0 LOB: 0 BB: 0 P: 9	R: 0 E: 0 K: 1 S: 7	H: 0 LOB: 0 BB: 0 P: 10	1B: 3 2B: 0 3B: 1 HR: 1	SF: 0 SAC: 1 DP: 0 HBP: 0	WP: 0 PB: 0 SB: 1 CS: 0	PA: 32									
PITCHER	IP	WLS	BF	H	R	ER	SO	BB	IBB	HBP	BLK	WP	HR	S	P	ERA	WHIP										
67 Steven Register, R (1, 1) ERA: 3.0	3.0	L	13	4	2	2	2	0	0	0	0	0	0	6	8	0.00	0.000										
44 Casey Janssen, R (4, 1) ERA: 9.0	1.0		3	0	0	0	0	0	0	0	0	0	0	7	12	0.00	1.000										
49 Jeremy Accardo, R (5, 1) ERA: 9.0	1.0		4	0	0	0	0	1	0	0	0	0	0	14	23	0.00	3.000										
25 David Purcey, L (6, 1) ERA: 7.2	1.0		6	1	0	0	2	2	0	0	0	0	0	5	9	0.00	0.000										
20 Normie Lewis, L (7, 1) ERA: 9.0	1.0		3	0	0	0	0	0	0	0	0	0	0	7	10	0.00	0.000										

AB	31
R	0
H	6
RBI	0
BB	2
SO	7
LOB	13



Batter	1	2	3	4	5	6	7	8	9	AB R H RBI BB SO LOB	TOP																								
											<p>Boston Red Sox @ Toronto Blue Jays Dunedin Stadium, Dunedin, FL Sun Mar 21 2010, 1:05 PM EDT</p> <p>livebaseballscorecards.com</p> <p>AB 0 R 0 H 0 RBI 0 BB 0 SO 0 LOB 0</p> 																								
Inning Stats										1B: 0 SF: 0 2B: 0 SAC: 0 3B: 0 DP: 0 HR: 0 HBP: 0	WP: 0 PA: 0 FB: 0 SB: 0 CS: 0																								
PITCHER	IP	WLS	BF	H	R	ER	SO	BB	IBB	HBP	BLK	WP	HR	S	P	ERA	WHIP	PITCHER	IP	WLS	BF	H	R	ER	SO	BB	IBB	HBP	BLK	WP	HR	S	P	ERA	WHIP

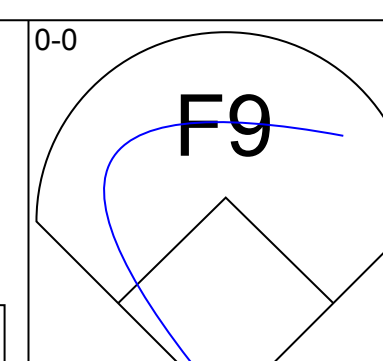
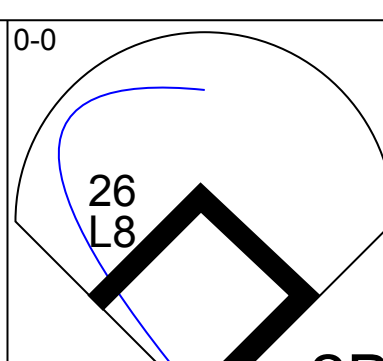
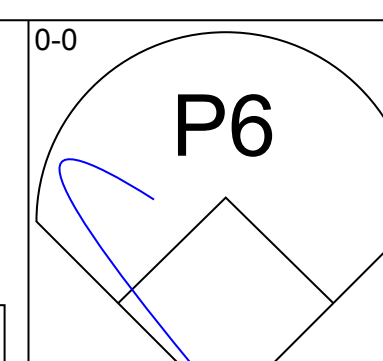
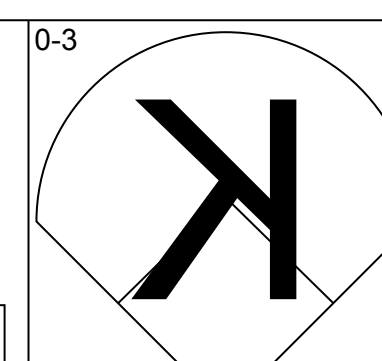
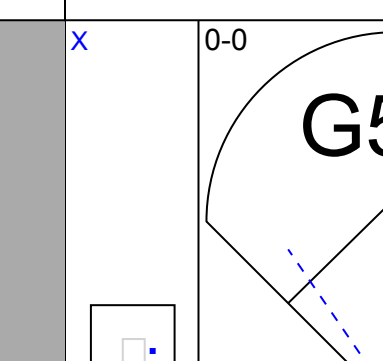
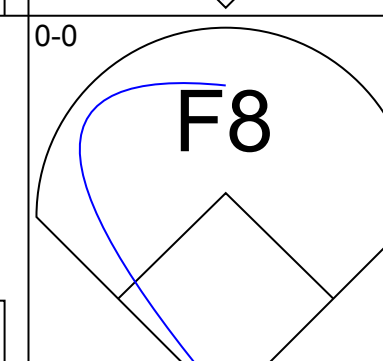
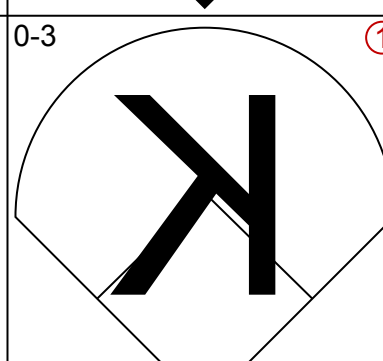
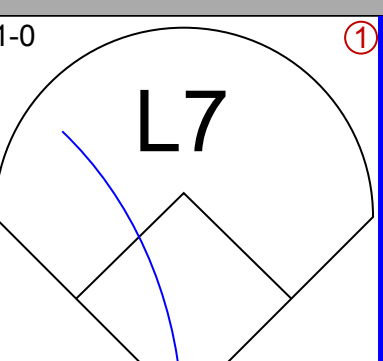
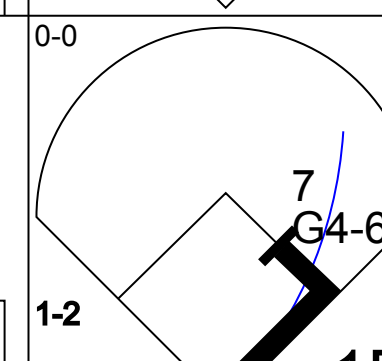
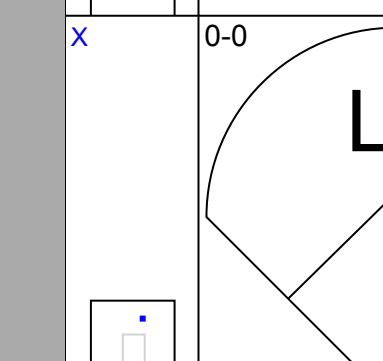
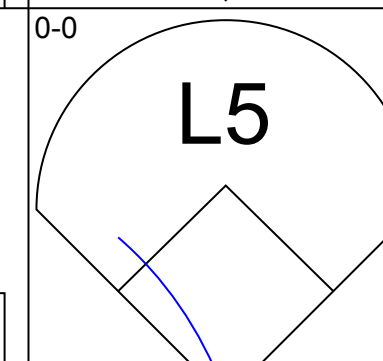
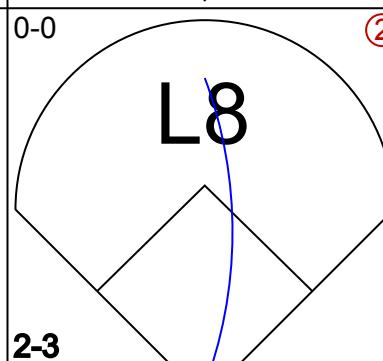
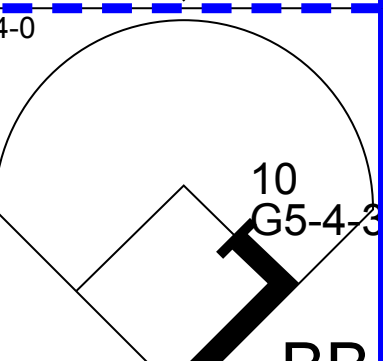
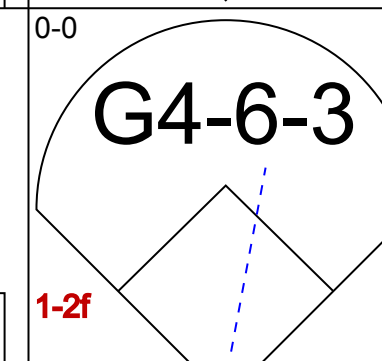
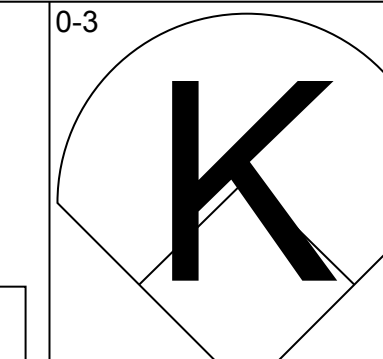
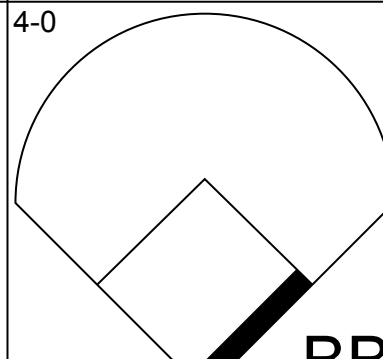
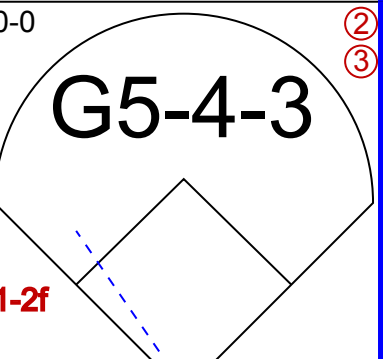

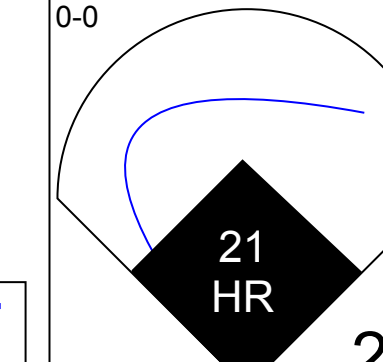
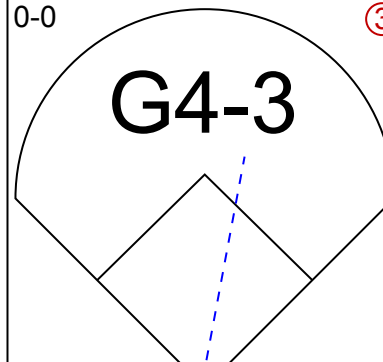
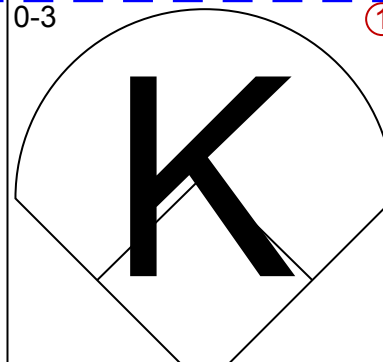
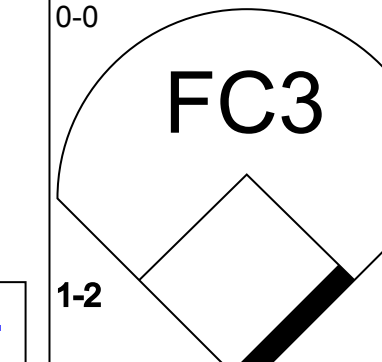
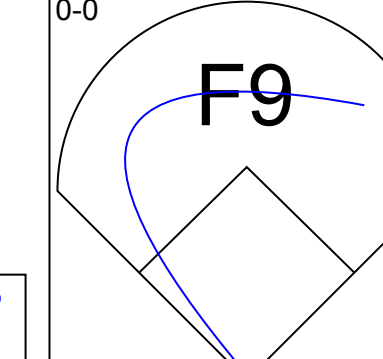
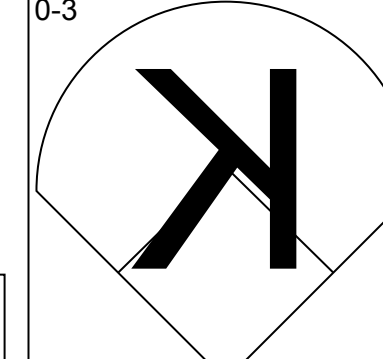
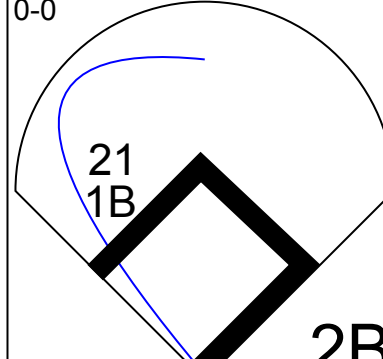
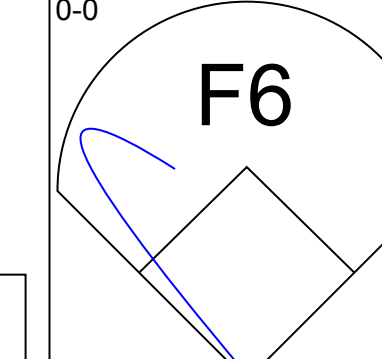
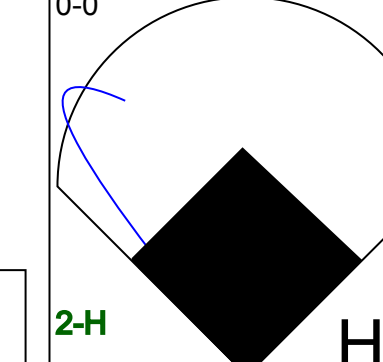
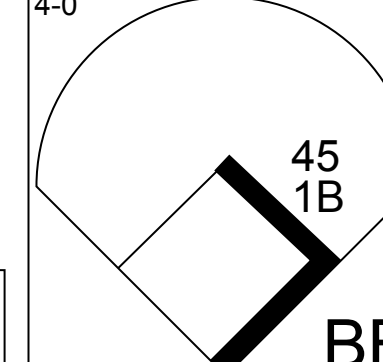
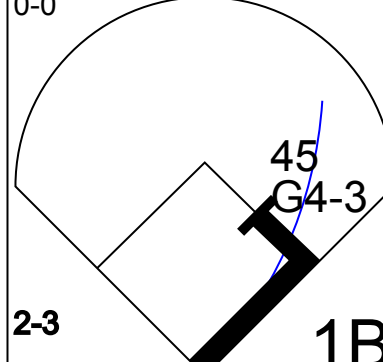
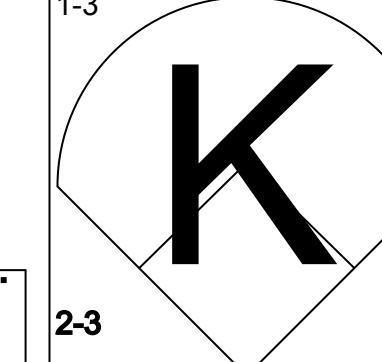
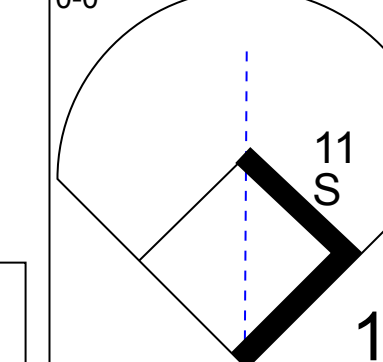
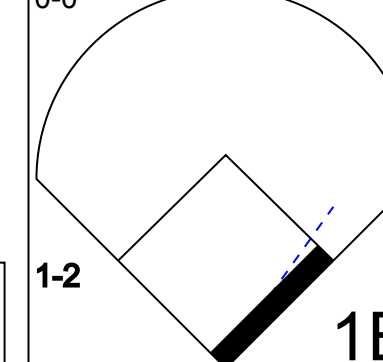
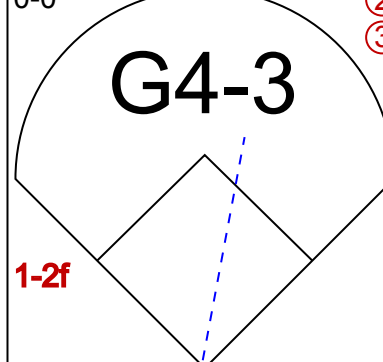
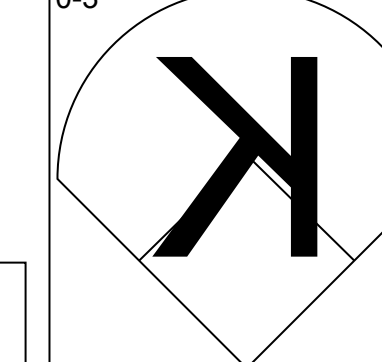
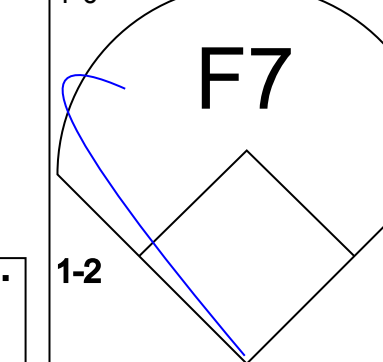
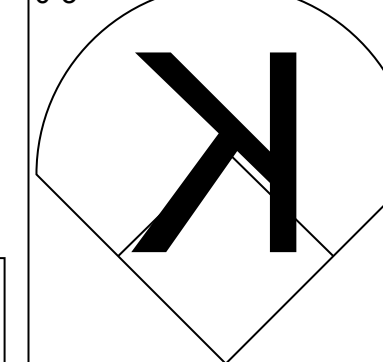
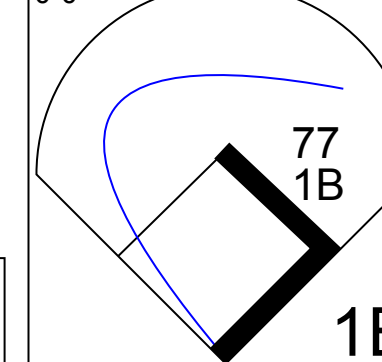
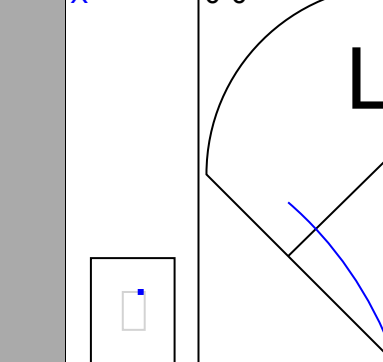
Batter	1	2	3	4	5	6	7	8	9	AB R H RBI BB SO LOB	BOTTOM																								
											<p>Boston Red Sox @ Toronto Blue Jays Dunedin Stadium, Dunedin, FL Sun Mar 21 2010, 1:05 PM EDT</p> <p>livebaseballscorecards.com</p> <p>AB 0 R 0 H 0 RBI 0 BB 0 SO 0 LOB 0</p> 																								
Inning Stats										1B: 0 SF: 0 2B: 0 SAC: 0 3B: 0 DP: 0 HR: 0 HBP: 0	WP: 0 PA: 0 FB: 0 SB: 0 CS: 0																								
PITCHER	IP	WLS	BF	H	R	ER	SO	BB	IBB	HBP	BLK	WP	HR	S	P	ERA	WHIP	PITCHER	IP	WLS	BF	H	R	ER	SO	BB	IBB	HBP	BLK	WP	HR	S	P	ERA	WHIP

Batter	1	2	3	4	5	6	7	8	9	AB	R	H	RBI	BB	SO	LOB	TOP																					
14 Austin Jackson, R OBP: 0.420, SLG: 0.568 32 Don Kelly, L OBP: 0.375, SLG: 0.564										4	0	1	1	0	1	1																						
20 Scott Sizemore, R OBP: 0.341, SLG: 0.278 32 Will Rhymes, L										3	2	1	0	1	1	1																						
30 Magglio Ordonez, R OBP: 0.351, SLG: 0.556 25 Deik Scram, L OBP: 0.250, SLG: 0.250										4	1	2	0	0	0	1																						
15 Brandon Inge, R OBP: 0.429, SLG: 0.588 19 Jeff Larish, L OBP: 0.429, SLG: 0.500										3	1	2	3	1	0	1																						
9 Carlos Guillen, S										4	1	2	1	0	1	2																						
25 Ryan Raburn, R OBP: 0.553, SLG: 0.733 64 Hernán Pérez, R										5	1	1	1	0	2	4																						
12 Gerald Laird, R OBP: 0.313, SLG: 0.533 63 Max St. Pierre, R OBP: 0.273, SLG: 0.200										4	0	1	1	0	0	1	AB 40 R 8 H 13 RBI 7 BB 2 SO 6 LOB 16																					
60 Wilkin Ramirez, R OBP: 0.241, SLG: 0.250										5	1	1	0	0	0	1																						
39 Ramon Santiago, S OBP: 0.400, SLG: 0.273 27 Brent Dlugach, R OBP: 0.390, SLG: 0.750										3	0	1	0	0	0	1																						
Inning Stats	R: 3 E: 0 K: 1 S: 10	H: 4 LOB: 1 BB: 0 P: 12	R: 0 E: 0 K: 0 S: 3	H: 0 LOB: 0 BB: 0 P: 3	R: 0 E: 0 K: 0 S: 4	H: 1 LOB: 1 BB: 0 P: 4	R: 1 E: 0 K: 0 S: 5	H: 2 LOB: 1 BB: 0 P: 5	R: 1 E: 0 K: 0 S: 4	H: 1 LOB: 1 BB: 1 P: 8	R: 1 E: 0 K: 1 S: 7	H: 2 LOB: 1 BB: 0 P: 7	R: 2 E: 1 K: 1 S: 8	H: 2 LOB: 2 BB: 1 P: 13	R: 0 E: 0 K: 2 S: 8	H: 1 LOB: 1 BB: 0 P: 8	R: 0 E: 0 K: 1 S: 5	H: 0 LOB: 0 BB: 0 P: 5	1B: 7 2B: 3 3B: 1 HR: 2	SF: 1 SAC: 0 DP: 0 HBP: 1	WP: 0 PB: 0 SB: 0 CS: 0	PA: 44																
PITCHER	IP	WLS	BF	H	R	ER	SO	BB	IBB	HBP	BLK	WP	HR	S	P	ERA	WHIP	PITCHER				IP	WLS	BF	H	R	ER	SO	BB	IBB	HBP	BLK	WP	HR	S	P	ERA	WHIP
56 Brian Tallet, L ERA: 7.36	5.0	L	24	8	5	5	1	1	0	0	0	0	2	26	32	9.00	1.800																					
17 Josh Roenicke, R ERA: 5.95	1.2		11	4	3	2	2	1	0	0	0	0	0	14	18	10.80	3.000																					
31 B.J. LaMura, R ERA:	0.1		2	0	0	0	0	0	0	1	0	0	0	1	2	0.00	0.000																					
44 Casey Janssen, R ERA:	1.0		4	1	0	0	2	0	0	0	0	0	0	8	8	0.00	1.000																					
49 Jeremy Accardo, R ERA: 6.0	1.0		3	0	0	0	1	0	0	0	0	0	0	5	5	0.00	0.000																					

Detroit Tigers @ Toronto Blue Jays
Dunedin Stadium, Dunedin, FL
Mon Mar 22 2010, 1:08 PM - 3:53 PM EDT
Att. 4,640 - Overcast - 60 F

AB 40
R 8
H 13
RBI 7
BB 2
SO 6
LOB 16



Batter	1	2	3	4	5	6	7	8	9	AB	R	H	RBI	BB	SO	LOB	BOTTOM																					
19 José Bautista, R OBP: 0.519, SLG: 1.037 58 Ryan Goins, L										3	0	1	0	0	0	2																						
2 Aaron Hill, R OBP: 0.593, SLG: 0.722 77 Brad Emaus, R OBP: 0.459, SLG: 0.500										3	0	0	0	0	1	1																						
26 Adam Lind, L OBP: 0.296, SLG: 0.520 7 Jeremy Reed, L OBP: 0.421, SLG: 0.444										2	0	0	0	1	0	1																						
10 Vernon Wells, R OBP: 0.407, SLG: 0.520 1 Joey Gathright, L OBP: 0.250, SLG: 0.226										2	0	0	0	1	1	1																						
35 Lyle Overbay, L OBP: 0.519, SLG: 0.550 76 David Cooper, L OBP: 0.364, SLG: 0.400										3	1	1	0	0	1	2																						
14 John Buck, R OBP: 0.316, SLG: 0.727 13 Raul Chavez, R OBP: 0.273, SLG: 0.300										3	0	1	0	0	1	1																						
21 Randy Ruiz, R OBP: 0.486, SLG: 0.718 9 J.P. Arencibia, R OBP: 0.235, SLG: 0.813										2	1	2	2	1	0	0																						
45 Travis Snider, L OBP: 0.366, SLG: 0.611 70 Chris Lubanski, L OBP: 0.321, SLG: 0.583										3	0	2	0	0	0	2																						
11 Alex Gonzalez, R OBP: 0.280, SLG: 0.227 6 John McDonald, R OBP: 0.350, SLG: 0.368										3	0	1	0	0	1	3																						
Inning Stats	R: 0 E: 0 K: 0 S: 3	H: 0 LOB: 0 BB: 0 P: 3	R: 2 E: 0 K: 1 S: 8	H: 3 LOB: 1 BB: 0 P: 9	R: 0 E: 0 K: 1 S: 6	H: 1 LOB: 2 BB: 1 P: 10	R: 0 E: 0 K: 2 S: 8	H: 1 LOB: 2 BB: 1 P: 12	R: 0 E: 0 K: 0 S: 2	H: 0 LOB: 1 BB: 1 P: 7	R: 0 E: 0 K: 1 S: 6	H: 2 LOB: 1 BB: 0 P: 6	R: 0 E: 0 K: 1 S: 6	H: 2 LOB: 2 BB: 0 P: 6	R: 0 E: 1 K: 2 S: 9	H: 1 LOB: 2 BB: 0 P: 10	R: 0 E: 0 K: 0 S: 3	H: 0 LOB: 0 BB: 0 P: 3	1B: 6 2B: 3 3B: 0 HR: 1	SF: 0 SAC: 0 DP: 3 HBP: 0	WP: 0 PB: 0 SB: 2 CS: 0	PA: 38																
PITCHER	IP	WLS	BF	H	R	ER	SO	BB	IBB	HBP	BLK	WP	HR	S	P	ERA	WHIP	PITCHER				IP	WLS	BF	H	R	ER	SO	BB	IBB	HBP	BLK	WP	HR	S	P	ERA	WHIP
29 Nate Robertson, L ERA: 5.63	1.1		4	1	0	0	0	1	0	0	0	0	0	6	6	0.00	2.000																					
40 Phil Coke, L ERA: 5.63	0.2	H	2	0	0	0	0	1	0	0	0	0	0	1	5	0.00	1.500																					
21 Dontrelle Willis, L ERA: 0.65	1.0		4	2	0	0	1	0	0	0	0	0	0	6	6	0.00	2.000																					
46 Jose Valverde, R ERA:	1.0		4	2	0	0	1	0	0	0	0	0	0	6	6	0.00	2.000																					
64 Josh Rainwater, R ERA:	1.0		5	1	0	0	2	0	0	0	0	0	0	9	10	0.00	1.000																					

Detroit Tigers @ Toronto Blue Jays
Dunedin Stadium, Dunedin, FL
Mon Mar 22 2010, 1:08 PM - 3:53 PM EDT
Att. 4,640 - Overcast - 60 F

AB 35
R 2
H 10
RBI 2
BB 3
SO 8
LOB 23




Batter	1	2	3	4	5	6	7	8	9	AB	R	H	RBI	BB	SO	LOB	TOP			
19 José Bautista, R OBP: 0.500, SLG: 0.967 Manny Mayerson, R (5, 5)										3	1	1	0	0	0	1	Toronto Blue Jays @ Tampa Bay Rays Charlotte Sports Park, Port Charlotte, FL Wed Mar 24 2010, 1:24 PM - 3:46 PM EDT Att: 5,490 - Sunny - 73 F			
2 Aaron Hill, R OBP: 0.567, SLG: 0.650 77 Brad Emaus, R (5, PR) (5, 4)										2	0	0	0	1	0	1				
7 Jeremy Reed, L OBP: 0.439, SLG: 0.462 Aaron Mathews, R (5, 7)										3	0	2	0	0	0	1				
35 Lyle Overbay, L OBP: 0.567, SLG: 0.652 15 Kyle Phillips, L OBP: 0.500, SLG: 0.500 (5, 3)										3	0	3	2	0	0	0				
70 Chris Lubanski, L OBP: 0.290, SLG: 0.519 Callix Crabbe, S (5, 9)										3	0	0	0	0	2	6				
11 Alex Gonzalez, R OBP: 0.299, SLG: 0.360 73 Tyler Pastornicky, R OBP: 0.286, SLG: 0.286 (6, 6)										3	1	1	1	0	1	4				
40 Mike McDade, S OBP: 0.500, SLG: 0.833 (1, 10)										4	0	1	0	0	2	2				
1 Joey Gathright, L OBP: 0.229, SLG: 0.206 5 Kenny Wilson, R (6, 8)										3	0	0	0	0	1	1				
13 Raul Chavez, R OBP: 0.231, SLG: 0.250 9 J.P. Arencibia, R OBP: 0.211, SLG: 0.722 (5, 2)										2	0	0	0	0	0	1				
										2	0	0	0	0	1					
Inning Stats	R: 1 E: 0 K: 2 S: 10	H: 3 LOB: 2 BB: 0 P: 10	R: 0 E: 0 K: 0 S: 4	H: 1 LOB: 1 BB: 0 P: 4	R: 0 E: 0 K: 1 S: 7	H: 2 LOB: 2 BB: 0 P: 7	R: 0 E: 0 K: 0 S: 3	H: 0 LOB: 0 BB: 0 P: 3	R: 1 E: 0 K: 2 S: 8	H: 1 LOB: 2 BB: 0 P: 8	R: 0 E: 0 K: 1 S: 5	H: 0 LOB: 0 BB: 0 P: 5	R: 0 E: 0 K: 2 S: 9	H: 2 LOB: 2 BB: 0 P: 9	R: 0 E: 0 K: 1 S: 5	H: 0 LOB: 0 BB: 0 P: 5	1B: 8 2B: 1 3B: 0 HR: 1	SF: 0 SAC: 0 DP: 0 HBP: 0	WP: 0 PB: 0 SB: 2 CS: 0	PA: 38
PITCHER	IP WLS BF H R ER SO BB IBB HBP BLK WP HR S P ERA WHIP																			
34 Jeff Niemann, R ERA: 3.26	(1, 1) 5.0 W 23 7 2 2 3 1 0 0 0 0 0 0 28 32 3.60 1.600																			
29 Rafael Soriano, R ERA: 3.0	(6, 1) 1.0 H 4 1 1 1 2 0 0 0 0 0 0 1 8 9 9.00 1.000																			
36 Randy Choate, L ERA: 1.5	(7, 1) 1.0 H 3 0 0 0 1 0 0 0 0 0 0 0 5 5 0.00 0.000																			
59 Dale Thayer, R ERA: 5.19	(8, 1) 2.0 S 8 2 0 0 3 0 0 0 0 0 0 0 14 14 0.00 1.000																			

AB	37
R	3
H	10
RBI	3
BB	1
SO	9
LOB	20



Batter	1	2	3	4	5	6	7	8	9	AB	R	H	RBI	BB	SO	LOB	BOTTOM			
8 Jason Bartlett, R OBP: 0.395, SLG: 0.600 52 John Matulia, L OBP: 0.500, SLG: 0.500 (7, 8)										4	3	3	2	0	0	0	Toronto Blue Jays @ Tampa Bay Rays Charlotte Sports Park, Port Charlotte, FL Wed Mar 24 2010, 1:24 PM - 3:46 PM EDT Att: 5,490 - Sunny - 73 F			
13 Carl Crawford, L OBP: 0.243, SLG: 0.294 Ty Morrison, L (7, 9)										4	1	2	0	0	3					
18 Ben Zobrist, S OBP: 0.368, SLG: 0.588 43 Reid Frank, L (7, 7)										4	0	1	1	0	3					
3 Evan Longoria, R OBP: 0.318, SLG: 0.513 26 Joe Dillon, R OBP: 0.190, SLG: 0.158 (8, 10)										2	0	0	0	1	3					
2 B.J. Upton, R OBP: 0.268, SLG: 0.512 15 Reid Brignac, L OBP: 0.340, SLG: 0.419 (7, 6)										3	0	1	1	0	1					
19 Gabe Kapler, R OBP: 0.250, SLG: 0.160 37 Elliot Johnson, S OBP: 0.273, SLG: 0.366 (7, 4)										3	0	1	0	0	1					
10 Kelly Shoppach, R OBP: 0.419, SLG: 0.778 67 Alvin Colina, R OBP: 0.071, SLG: 0.143 (8, 2)										3	0	0	0	0	2					
9 Hank Blalock, L OBP: 0.360, SLG: 0.524 43 Ryan Shealy, R OBP: 0.375, SLG: 0.350 (7, 3)										1	0	0	0	0	0					
1 Sean Rodriguez, R OBP: 0.468, SLG: 0.930 69 Angel Chavez, R OBP: 0.238, SLG: 0.316 (7, 5)										3	1	1	0	0	0					
										1	0	0	0	0	0					
Inning Stats	R: 1 E: 1 K: 0 S: 6	H: 2 LOB: 3 BB: 1 P: 11	R: 1 E: 1 K: 0 S: 6	H: 2 LOB: 2 BB: 0 P: 6	R: 0 E: 0 K: 2 S: 7	H: 0 LOB: 0 BB: 0 P: 7	R: 2 E: 0 K: 0 S: 6	H: 3 LOB: 1 BB: 0 P: 6	R: 0 E: 0 K: 2 S: 7	H: 0 LOB: 0 BB: 0 P: 7	R: 1 E: 0 K: 1 S: 5	H: 2 LOB: 1 BB: 0 P: 9	R: 0 E: 0 K: 1 S: 5	H: 0 LOB: 0 BB: 0 P: 5	R: 0 E: 0 K: 0 S: 3	H: 0 LOB: 0 BB: 0 P: 3	1B: 6 2B: 1 3B: 0 HR: 2	SF: 0 SAC: 0 DP: 0 HBP: 0	WP: 0 PB: 0 SB: 1 CS: 0	PA: 36
PITCHER	IP WLS BF H R ER SO BB IBB HBP BLK WP HR S P ERA WHIP																			
30 Dana Eveland, L ERA: 1.69	(1, 1) 4.0 L 22 7 4 2 2 1 0 0 0 0 0 0 7 7 4.50 2.000																			
44 Casey Janssen, R ERA: 6.75	(5, 1) 1.0 3 0 0 0 2 0 0 0 0 0 0 0 7 7 0.00 0.000																			
49 Jeremy Accardo, R ERA: 6.75	(6, 1) 1.0 5 2 1 1 0 0 0 0 0 0 0 1 7 9 9.00 2.000																			
47 Merkin Valdez, R ERA: 5.4	(7, 1) 1.0 3 0 0 0 1 0 0 0 0 0 0 0 5 5 0.00 0.000																			
25 David Purzey, L ERA: 6.0	(8, 1) 1.0 3 0 0 0 0 0 0 0 0 0 0 0 3 3 0.00 0.000																			

AB	35
R	5
H	9
RBI	4
BB	1
SO	5
LOB	12



Batter	1	2	3	4	5	6	7	8	9	AB	R	H	RBI	BB	SO	LOB	TOP			
18 Mike McCoy, R OBP: 0.583, SLG: 0.526	G5-3		77 1B		77 1B		G6-4-3		K	4	1	1	0	1	1	1	Toronto Blue Jays @ Boston Red Sox City of Palms Park, Ft. Myers, FL Fri Mar 26 2010, 1:32 PM - 3:43 PM EDT Att. 7,348 - Overcast - 75 F			
77 Brad Emaus, R OBP: 0.477, SLG: 0.500	1B		1B		26 G6-4-3		26 1B		F7	4	0	3	2	1	0	0				
26 Adam Lind, L OBP: 0.286, SLG: 0.438	K		F7		G6-4-3		1B			4	0	1	0	0	1	4				
10 Vernon Wells, R OBP: 0.333, SLG: 0.433	F8				G5-3					3	0	0	0	0	1	1				
5 Chris Aguilera, R OBP: 0.143, SLG: 0.429							K		P6	1	0	0	0	0	0	2				
21 Randy Ruiz, R OBP: 0.460, SLG: 0.652		P3					E5		P4	4	0	2	0	0	0	0				
12 Edwin Encarnación, R OBP: 0.500, SLG: 0.250		K			12 FC5-4		9 FC4			2	0	0	0	1	1	1				
58 Ryan Goins, L OBP: 0.250, SLG: 0.143					1-2		9 FC4		1B	1	0	1	0	0	0	0				
14 John Buck, R OBP: 0.096, SLG: 0.096		K2-3			L5		1-2		K	1	0	0	0	0	1	0				
9 J.P. Arencibia, R OBP: 0.182, SLG: 0.619							2-3		K	3	0	0	0	0	1	4				
45 Travis Snider, L OBP: 0.319, SLG: 0.524					F8		F9		G5-3	3	0	0	0	0	0	2				
Adam Calderone, L									K	1	0	0	0	0	1	1				
6 John McDonald, R OBP: 0.370, SLG: 0.360			K		E6		18 BB		F7	4	1	1	0	0	1	0				
Inning Stats	R: 0 E: 0 K: 1 S: 8	H: 1 LOB: 1 BB: 0 P: 8	R: 0 E: 0 K: 2 S: 7	H: 0 LOB: 0 BB: 0 P: 7	R: 1 E: 1 K: 1 S: 7	H: 2 LOB: 1 BB: 0 P: 7	R: 0 E: 0 K: 0 S: 4	H: 1 LOB: 1 BB: 0 P: 4	R: 1 E: 1 K: 0 S: 4	H: 1 LOB: 1 BB: 1 P: 8	R: 0 E: 0 K: 0 S: 6	H: 2 LOB: 2 BB: 1 P: 10	R: 0 E: 0 K: 2 S: 5	H: 1 LOB: 1 BB: 0 P: 8	R: 0 E: 0 K: 1 S: 5	H: 0 LOB: 0 BB: 5 P: 5	1B: 9 2B: 0 3B: 0 HR: 0	SF: 0 SAC: 0 DP: 2 HBP: 0	WP: 0 PB: 0 SB: 0 CS: 0	PA: 38
PITCHER	IP WLS BF H R ER SO BB IBB HBP BLK WP HR S P ERA WHIP																			
31 Jon Lester, L ERA: 3.79	6.0 26 6 2 0 5 2 0 0 0 0 0 0 36 44 0.00 1.333																			
58 Jonathan Papelbon, R ERA: 5.4	1.0 5 2 0 0 0 1 0 0 0 0 0 0 4 8 0.00 3.000																			
37 Hideki Okajima, L ERA: 2.15	1.0 4 1 0 0 2 0 0 0 0 0 0 0 8 8 0.00 1.000																			
56 Ramon E Ramirez, R ERA: 9.0	1.0 W 3 0 0 0 1 0 0 0 0 0 0 0 5 5 0.00 0.000																			

Batter	1	2	3	4	5	6	7	8	9	AB	R	H	RBI	BB	SO	LOB	BOTTOM					
10 Marco Scutaro, R OBP: 0.273, SLG: 0.316	22 G1-3		G4-3		F7				L4	3	0	0	0	1	0	1	Toronto Blue Jays @ Boston Red Sox City of Palms Park, Ft. Myers, FL Fri Mar 26 2010, 1:32 PM - 3:43 PM EDT Att. 7,348 - Overcast - 75 F					
92 Ray Chang, R OBP: 1.000, SLG: 2.500	BB									0	0	0	0	0	0	0						
22 Bill Hall, R OBP: 0.250, SLG: 0.289	G1-3		F8				F9		62 FC6-4	3	0	0	0	1	0	1						
81 David Mailman, L (9, PR)	1-2								BB	0	0	0	0	0	0	0						
25 Mike Lowell, R OBP: 0.162, SLG: 0.100			G1-3				G4-3		FC6-4	0	0	0	0	0	0	0						
91 Jorge Jimenez, L OBP: 0.267, SLG: 0.231									20 2B	2	0	0	0	0	0	0						
62 Angel Sanchez, R OBP: 0.324, SLG: 0.281	HBP								34 1B	1	1	0	0	0	0	1						
20 Kevin Youkilis, R OBP: 0.341, SLG: 0.475	F9						F9		34 1B	4	0	1	0	0	1	2						
Brett Harper, L OBP: 0.400, SLG: 0.600									50 1B	0	1	0	0	0	0	0						
34 David Ortiz, L OBP: 0.294, SLG: 0.370									81 1B	4	0	1	1	0	1	2						
89 Jeff Natale, R (9, PR)									70 1B	0	1	0	0	0	0	0						
7 J.D. Drew, L OBP: 0.226, SLG: 0.250			G1-6-3						70 1B	3	0	0	0	0	1	0						
50 Dusty Brown, R OBP: 0.435, SLG: 0.421									81 1B	1	0	1	1	0	0	0						
33 Jason Varitek, S OBP: 0.444, SLG: 0.487									70 1B	3	0	1	0	0	1	0						
81 Ronald Bernudez, R OBP: 0.333, SLG: 0.333									70 1B	1	0	1	0	0	0	0						
70 Tug Hulett, L OBP: 0.324, SLG: 0.486			FC4-6						1B	4	0	1	1	0	1	1						
6B Josh Reddick, L OBP: 0.422, SLG: 0.674			P3						G1-3	3	0	1	0	0	0	1						
Inning Stats	R: 0 E: 0 K: 1 S: 5	H: 0 LOB: 2 BB: 1 P: 10	R: 0 E: 0 K: 0 S: 4	H: 1 LOB: 1 BB: 0 P: 4	R: 0 E: 0 K: 0 S: 3	H: 0 LOB: 0 BB: 0 P: 3	R: 0 E: 0 K: 1 S: 5	H: 0 LOB: 0 BB: 0 P: 5	R: 0 E: 0 K: 2 S: 8	H: 1 LOB: 1 BB: 0 P: 8	R: 0 E: 0 K: 0 S: 3	H: 0 LOB: 0 BB: 0 P: 3	R: 0 E: 0 K: 1 S: 5	H: 0 LOB: 0 BB: 0 P: 5	R: 0 E: 0 K: 0 S: 3	H: 0 LOB: 0 BB: 0 P: 3	R: 3 E: 0 K: 0 S: 6	H: 5 LOB: 3 BB: 1 P: 10	1B: 6 2B: 1 3B: 0 HR: 0	SF: 0 SAC: 0 DP: 0 HBP: 1	WP: 0 PB: 0 SB: 0 CS: 0	PA: 35
PITCHER	IP WLS BF H R ER SO BB IBB HBP BLK WP HR S P ERA WHIP																					
27 Brett Cecil, L ERA: 3.88	5.0 19 2 0 0 1 1 0 0 0 0 0 0 25 30 0.00 0.600																					
60 Marty McLeary, R ERA	2.0 H 6 0 0 0 1 0 0 0 0 0 0 0 8 8 0.00 0.000																					
33 Zach Jackson, L ERA: 10.8	1.1 L 10 5 3 3 0 1 0 0 0 0 0 0 9 13 20.25 4.500																					



Batter	1	2	3	4	5	6	7	8	9	AB	R	H	RBI	BB	SO	LOB	TOP					
19 José Bautista, R OBP: 0.474, SLG: 0.946 73 Jonathan Diaz, R (6, 5)	0-0 2B 1B	4-0 2 SF9 1B BB		1-0 HR		0-0 G4-3		0-0 FC5 1B 77 1B 76 SF8	0-0 FC6-4	3	3	2	1	1	0	0						
2 Aaron Hill, R OBP: 0.579, SLG: 0.741 77 Brad Emaus, R (6, PR) OBP: 0.489, SLG: 0.513 (6, 4)	0-0 15 G4-3 7 1B 2-3	0-0 SF9		0-3 K		0-0	0-0 2B	0-0 76 SF8 1B		3	0	2	1	0	1	0						
7 Jeremy Reed, L OBP: 0.306, SLG: 0.480 Darin Mastroianni, R OBP: 0.333, SLG: 0.333 (6, 8)	0-0 15 G4-3 1B 1-2 2-3 3-H	0-0 1B		0-0	0-0 G6-3	0-0 F7		0-0 1B	0-0 1B	4	0	2	3	0	0	1						
15 Kyle Phillips, L OBP: 0.474, SLG: 0.684 76 David Cooper, R OBP: 0.308, SLG: 0.364 (6, 3)	0-0 G4-3	0-0 F8		0-0	0-0	0-0 G4-3		0-0 SF8		4	1	1	0	0	0	4						
12 Edwin Encarnación, R OBP: 0.273, SLG: 0.111 (1, 10)	0-0 K		0-0 G4-3		0-3 K		0-0 F8	0-0 F8		5	0	0	0	0	2	5						
70 Chris Lubanski, L OBP: 0.286, SLG: 0.486 (1, 7)	0-3 K		0-3 K		0-0 E9 8 2B		0-0 G4-3		0-0 18 1B 13 SF7	5	2	2	0	0	2	2						
11 Alex Gonzalez, R OBP: 0.306, SLG: 0.323 18 Mike McCoy, R OBP: 0.577, SLG: 0.524 (5, PR) (5, 6)		0-0 G6-3	0-0 L7		4-0 8 2B BB		0-0 G5-3		0-0 73 FC6-4 2-3 1B	2	0	0	0	1	0	0						
8 José Molina, R OBP: 0.250, SLG: 0.364 13 Raul Chavez, R OBP: 0.222, SLG: 0.250 (5, 2)		0-0 E6 19 BB 2 SF9 1 E		0-0 L7	0-0	0-0 2B		0-3 K	0-0 SF7	3	1	1	2	0	0	0						
1 Joey Gathright, L OBP: 0.186, SLG: 0.167 Wellington Ramirez, R OBP: 0.350, SLG: 0.500 (6, 9)		0-0 FC6 2 SF9 7 1B 1-2		0-0 G6-3	0-0 G6-3			0-0 73 E 77 1B 73 FC5	0-3 K	3	1	0	0	0	0	3						
Inning Stats	R: 1 E: 0 K: 2 S: 10	H: 3 LOB: 2 BB: 0 P: 10	R: 3 E: 2 K: 0 S: 6	H: 1 LOB: 1 BB: 1 P: 10	R: 0 E: 0 K: 1 S: 5	H: 0 LOB: 0 BB: 0 P: 5	R: 1 E: 0 K: 1 S: 6	H: 1 LOB: 0 BB: 0 P: 7	R: 3 E: 1 K: 1 S: 8	H: 3 LOB: 2 BB: 1 P: 12	R: 0 E: 0 K: 0 S: 4	H: 0 LOB: 0 BB: 0 P: 3	R: 2 E: 1 K: 1 S: 9	H: 3 LOB: 2 BB: 0 P: 9	R: 1 E: 0 K: 1 S: 7	H: 2 LOB: 1 BB: 0 P: 7	1B: 8 2B: 5 3B: 0 HR: 1	SF: 3 SAC: 0 DP: 0 HBP: 0	WP: 0 PB: 0 SB: 0 CS: 0	PA: 46		
PITCHER	IP WLS BF H R ER SO BB IBB HBP BLK WP HR S P ERA WHIP	IP WLS BF H R ER SO BB IBB HBP BLK WP HR S P ERA WHIP	IP WLS BF H R ER SO BB IBB HBP BLK WP HR S P ERA WHIP	IP WLS BF H R ER SO BB IBB HBP BLK WP HR S P ERA WHIP	IP WLS BF H R ER SO BB IBB HBP BLK WP HR S P ERA WHIP	IP WLS BF H R ER SO BB IBB HBP BLK WP HR S P ERA WHIP	IP WLS BF H R ER SO BB IBB HBP BLK WP HR S P ERA WHIP	IP WLS BF H R ER SO BB IBB HBP BLK WP HR S P ERA WHIP	IP WLS BF H R ER SO BB IBB HBP BLK WP HR S P ERA WHIP	IP WLS BF H R ER SO BB IBB HBP BLK WP HR S P ERA WHIP	IP WLS BF H R ER SO BB IBB HBP BLK WP HR S P ERA WHIP	IP WLS BF H R ER SO BB IBB HBP BLK WP HR S P ERA WHIP	IP WLS BF H R ER SO BB IBB HBP BLK WP HR S P ERA WHIP	IP WLS BF H R ER SO BB IBB HBP BLK WP HR S P ERA WHIP	IP WLS BF H R ER SO BB IBB HBP BLK WP HR S P ERA WHIP	IP WLS BF H R ER SO BB IBB HBP BLK WP HR S P ERA WHIP	IP WLS BF H R ER SO BB IBB HBP BLK WP HR S P ERA WHIP	IP WLS BF H R ER SO BB IBB HBP BLK WP HR S P ERA WHIP	IP WLS BF H R ER SO BB IBB HBP BLK WP HR S P ERA WHIP	IP WLS BF H R ER SO BB IBB HBP BLK WP HR S P ERA WHIP	IP WLS BF H R ER SO BB IBB HBP BLK WP HR S P ERA WHIP	IP WLS BF H R ER SO BB IBB HBP BLK WP HR S P ERA WHIP

Toronto Blue Jays @ Pittsburgh Pirates
 McKechnie Field, Bradenton, FL
 Sat Mar 27 2010, 1:20 PM - 3:52 PM EDT
 Att: 5,034 - Sunny - 77 F

AB	41
R	11
H	14
RBI	10
BB	2
SO	7
LOB	18





Batter	1	2	3	4	5	6	7	8	9	AB	R	H	RBI	BB	SO	LOB	BOTTOM					
3 Akinori Iwamura, L OBP: 0.297, SLG: 0.382 82 Doug Bernier, R OBP: 0.286, SLG: 0.091 (7, 4)	0-3 K		0-0 G3-1			0-0 22 2B		0-3 K		3	1	1	0	0	1	1						
22 Andrew McCutchen, R ERA: 3.38 58 John Raynor, R OBP: 0.325, SLG: 0.486 (7, 8)	0-3 K			0-0 41 F8 2B		0-0 46 2B		0-0 G5-3		3	1	2	1	0	1	0						
46 Garrett Jones, L OBP: 0.240, SLG: 0.489 51 Steve Pearce, R OBP: 0.308, SLG: 0.515 (7, 9)	0-0 G4-3			4-0 85 E BB		0-0 2B		0-0 G5-3		2	0	1	1	1	0	0						
41 Ryan Doumit, S OBP: 0.308, SLG: 0.333 67 Erik Kratz, R OBP: 0.375, SLG: 0.250 (7, 2)		0-0 G1-3		0-0 F8		0-0 G5-3		0-0 G6-3		3	0	0	0	0	0	3						
85 Lastings Milledge, R OBP: 0.349, SLG: 0.297 Austin McClune, R (7, 7)		0-0 F9		0-0 F8		0-0 G6-3		0-0 G6-3		3	0	0	0	0	0	3						
6 Jeff Clement, L OBP: 0.328, SLG: 0.359 78 Anthony Claggett, S 27 Jeff Karstens, R OBP: 0.667, SLG: 1.667 (9, PH)		0-3 K		0-0 F7		0-0 F9		0-0 G3		3	0	0	0	0	1	3						
15 Andy LaRoche, R OBP: 0.231, SLG: 0.297 58 Jeremy Farrell, R OBP: 0.667, SLG: 1.667 (8, 5)			0-3 K		0-0 F8		0-0 G5-3			3	0	0	0	0	1	0						
34 Daniel McCutchen, R ERA: 3.38 53 Brendan Donnelly, R 79 Steven Jackson, R 24 Delwyn Young, S 47 Evan Meek, R Calvin Anderson, R (7, 3)				0-0	0-3 K		0-0 G6-3			1	0	1	0	0	0	0						
5 Ronny Cedeno, R OBP: 0.286, SLG: 0.441 5 Ramón Vázquez, L OBP: 0.250, SLG: 0.182 (7, 6)		0-0 F9		0-0 P6		0-0 G4-3				2	0	0	0	0	0	1						
Inning Stats	R: 0 E: 0 K: 2 S: 7	H: 0 LOB: 0 BB: 0 P: 7	R: 0 E: 0 K: 1 S: 5	H: 0 LOB: 0 BB: 0 P: 5	R: 0 E: 0 K: 1 S: 6	H: 1 LOB: 1 BB: 0 P: 6	R: 0 E: 0 K: 0 S: 4	H: 1 LOB: 2 BB: 1 P: 8	R: 0 E: 0 K: 0 S: 5	H: 0 LOB: 0 BB: 0 P: 5	R: 2 E: 0 K: 0 S: 6	H: 3 LOB: 1 BB: 0 P: 6	R: 0 E: 0 K: 0 S: 3	H: 0 LOB: 0 BB: 0 P: 3	R: 0 E: 0 K: 1 S: 5	H: 0 LOB: 0 BB: 0 P: 5	R: 0 E: 0 K: 0 S: 3	H: 0 LOB: 0 BB: 0 P: 3	1B: 2 2B: 3 3B: 0 HR: 0	SF: 0 SAC: 0 DP: 0 HBP: 0	WP: 0 PB: 0 SB: 0 CS: 0	PA: 33
PITCHER	IP WLS BF H R ER SO BB IBB HBP BLK WP HR S P ERA WHIP	IP WLS BF H R ER SO BB IBB HBP BLK WP HR S P ERA WHIP	IP WLS BF H R ER SO BB IBB HBP BLK WP HR S P ERA WHIP	IP WLS BF H R ER SO BB IBB HBP BLK WP HR S P ERA WHIP	IP WLS BF H R ER SO BB IBB HBP BLK WP HR S P ERA WHIP	IP WLS BF H R ER SO BB IBB HBP BLK WP HR S P ERA WHIP	IP WLS BF H R ER SO BB IBB HBP BLK WP HR S P ERA WHIP	IP WLS BF H R ER SO BB IBB HBP BLK WP HR S P ERA WHIP	IP WLS BF H R ER SO BB IBB HBP BLK WP HR S P ERA WHIP	IP WLS BF H R ER SO BB IBB HBP BLK WP HR S P ERA WHIP	IP WLS BF H R ER SO BB IBB HBP BLK WP HR S P ERA WHIP	IP WLS BF H R ER SO BB IBB HBP BLK WP HR S P ERA WHIP	IP WLS BF H R ER SO BB IBB HBP BLK WP HR S P ERA WHIP	IP WLS BF H R ER SO BB IBB HBP BLK WP HR S P ERA WHIP	IP WLS BF H R ER SO BB IBB HBP BLK WP HR S P ERA WHIP	IP WLS BF H R ER SO BB IBB HBP BLK WP HR S P ERA WHIP	IP WLS BF H R ER SO BB IBB HBP BLK WP HR S P ERA WHIP	IP WLS BF H R ER SO BB IBB HBP BLK WP HR S P ERA WHIP	IP WLS BF H R ER SO BB IBB HBP BLK WP HR S P ERA WHIP	IP WLS BF H R ER SO BB IBB HBP BLK WP HR S P ERA WHIP	IP WLS BF H R ER SO BB IBB HBP BLK WP HR S P ERA WHIP	IP WLS BF H R ER SO BB IBB HBP BLK WP HR S P ERA WHIP

Toronto Blue Jays @ Pittsburgh Pirates
 McKechnie Field, Bradenton, FL
 Sat Mar 27 2010, 1:20 PM - 3:52 PM EDT
 Att: 5,034 - Sunny - 77 F

AB	32
R	2
H	5
RBI	2
BB	1
SO	6
LOB	11




Batter	1	2	3	4	5	6	7	8	9	AB R H RBI BB SO LOB	TOP																								
											<p>Baltimore Orioles @ Toronto Blue Jays Dunedin Stadium, Dunedin, FL Sun Mar 28 2010, 1:05 PM EDT</p> <p>livebaseballscorecards.com</p> <p>AB 0 R 0 H 0 RBI 0 BB 0 SO 0 LOB 0</p> 																								
Inning Stats											1B: 0 SF: 0 WP: 0 PA: 0 2B: 0 SAC: 0 FB: 0 3B: 0 DP: 0 SB: 0 HR: 0 HBP: 0 CS: 0																								
PITCHER	IP	WLS	BF	H	R	ER	SO	BB	IBB	HBP	BLK	WP	HR	S	P	ERA	WHIP	PITCHER	IP	WLS	BF	H	R	ER	SO	BB	IBB	HBP	BLK	WP	HR	S	P	ERA	WHIP

Batter	1	2	3	4	5	6	7	8	9	AB R H RBI BB SO LOB	BOTTOM																								
											<p>Baltimore Orioles @ Toronto Blue Jays Dunedin Stadium, Dunedin, FL Sun Mar 28 2010, 1:05 PM EDT</p> <p>livebaseballscorecards.com</p> <p>AB 0 R 0 H 0 RBI 0 BB 0 SO 0 LOB 0</p> 																								
Inning Stats											1B: 0 SF: 0 WP: 0 PA: 0 2B: 0 SAC: 0 FB: 0 3B: 0 DP: 0 SB: 0 HR: 0 HBP: 0 CS: 0																								
PITCHER	IP	WLS	BF	H	R	ER	SO	BB	IBB	HBP	BLK	WP	HR	S	P	ERA	WHIP	PITCHER	IP	WLS	BF	H	R	ER	SO	BB	IBB	HBP	BLK	WP	HR	S	P	ERA	WHIP

Batter	1	2	3	4	5	6	7	8	9	AB	R	H	RBI	BB	SO	LOB	TOP										
15 Brandon Inge, R OBP: 0.405, SLG: 0.594 27 Brent Dlugach, R OBP: 0.353, SLG: 0.647										4	0	1	0	0	0	3											
4 Adam Everett, R OBP: 0.118, SLG: 0.103										4	0	0	0	0	2	2											
20 Scott Sizemore, R OBP: 0.351, SLG: 0.298										4	1	1	0	0	2	2											
24 Miguel Cabrera, R OBP: 0.387, SLG: 0.509 79 Avisail Garcia, R OBP: 0.500, SLG: 0.550										4	0	2	1	0	0	1											
12 Gerald Laird, R OBP: 0.298, SLG: 0.533 66 Robinson Diaz, R OBP: 0.320, SLG: 0.292										3	0	0	0	0	1	1											
25 Ryan Raburn, R OBP: 0.500, SLG: 0.591										4	0	0	0	0	1	1											
32 Don Kelly, L OBP: 0.382, SLG: 0.528										4	0	2	0	0	2	0											
19 Jeff Larish, L OBP: 0.370, SLG: 0.425										4	1	0	0	0	2	2											
13 Alex Avila, L OBP: 0.475, SLG: 0.636										3	0	2	1	1	0	0											
Inning Stats	R: 0 E: 0 K: 2 S: 8	H: 1 LOB: 1 BB: 0 P: 9	R: 0 E: 0 K: 1 S: 6	H: 1 LOB: 1 BB: 0 P: 7	R: 0 E: 0 K: 1 S: 6	H: 1 LOB: 1 BB: 0 P: 6	R: 0 E: 0 K: 1 S: 5	H: 0 LOB: 0 BB: 0 P: 5	R: 0 E: 0 K: 2 S: 7	H: 1 LOB: 1 BB: 1 P: 11	R: 1 E: 1 K: 0 S: 5	H: 2 LOB: 1 BB: 0 P: 5	R: 1 E: 0 K: 0 S: 5	H: 2 LOB: 1 BB: 0 P: 5	R: 0 E: 0 K: 2 S: 7	H: 0 LOB: 0 BB: 0 P: 7	1B: 5 2B: 3 3B: 0 HR: 0	SF: 0 SAC: 0 DP: 0 HBP: 0	WP: 1 PB: 0 SB: 0 CS: 0	PA: 36							
PITCHER	IP	WLS	BF	H	R	ER	SO	BB	IBB	HBP	BLK	WP	HR	S	P	ERA	WHIP										
30 Dana Eveland, L ERA: 1.23	6.0		23	4	0	0	8	1	0	0	0	1	0	38	44	0.00	0.833										
39 Jesse Carlson, L ERA: 13.5	1.0	H	5	2	1	0	0	0	0	0	0	0	0	5	5	0.00	2.000										
49 Jeremy Accardo, R ERA: 5.68	1.0	B	5	2	1	1	0	0	0	0	0	0	0	5	5	9.00	2.000										
47 Merkin Valdez, R ERA: 3.86	1.0		3	0	0	0	2	0	0	0	0	0	0	7	7	0.00	0.000										

Detroit Tigers @ Toronto Blue Jays
Dunedin Stadium, Dunedin, FL
Mon Mar 29 2010, 1:15 PM - 3:19 PM EDT
Overcast - 60 F


AB 35
R 2
H 8
RBI 2
BB 1
SO 10
LOB 13



Batter	1	2	3	4	5	6	7	8	9	AB	R	H	RBI	BB	SO	LOB	BOTTOM										
19 José Bautista, R OBP: 0.463, SLG: 0.925 7 Jeremy Reed, L OBP: 0.463, SLG: 0.490										3	0	1	0	0	0	0											
2 Aaron Hill, R OBP: 0.561, SLG: 0.733 Luis Figueroa, S										3	0	1	2	0	1	0											
26 Adam Lind, L OBP: 0.263, SLG: 0.400 40 Mike McDade, S OBP: 0.500, SLG: 0.750										3	0	0	0	0	0	1											
10 Vernon Wells, R OBP: 0.306, SLG: 0.394 5 Chris Aung, R OBP: 0.125, SLG: 0.375										3	0	0	0	0	1	0											
21 Randy Ruiz, R OBP: 0.426, SLG: 0.600										4	0	0	0	0	1	0											
12 Edwin Encarnación, R OBP: 0.214, SLG: 0.083 74 John Tolisano, S OBP: 0.286, SLG: 0.333										3	0	0	0	0	0	0											
45 Travis Snider, L OBP: 0.300, SLG: 0.489 62 Eric Thames, L OBP: 0.333, SLG: 0.400										3	0	0	0	0	1	1											
8 José Molina, R OBP: 0.231, SLG: 0.333 13 Raul Chavez, R OBP: 0.253, SLG: 0.353										2	0	0	0	0	0	0											
6 John McDonald, R OBP: 0.367, SLG: 0.357 18 Mike McCoy, R OBP: 0.577, SLG: 0.524										3	1	1	0	0	0	1											
Inning Stats	R: 0 E: 0 K: 0 S: 3	H: 0 LOB: 0 BB: 0 P: 4	R: 0 E: 1 K: 1 S: 6	H: 0 LOB: 1 BB: 0 P: 6	R: 0 E: 0 K: 0 S: 3	H: 0 LOB: 0 BB: 0 P: 3	R: 0 E: 0 K: 1 S: 5	H: 0 LOB: 0 BB: 0 P: 5	R: 0 E: 0 K: 1 S: 5	H: 0 LOB: 0 BB: 0 P: 3	R: 2 E: 0 K: 0 S: 6	H: 3 LOB: 1 BB: 0 P: 6	R: 0 E: 0 K: 1 S: 5	H: 0 LOB: 0 BB: 0 P: 5	R: 0 E: 0 K: 0 S: 4	H: 2 LOB: 2 BB: 0 P: 5	R: 0 E: 0 K: 1 S: 5	H: 0 LOB: 0 BB: 0 P: 5	1B: 2 2B: 3 3B: 0 HR: 0	SF: 0 SAC: 0 DP: 1 HBP: 0	WP: 0 PB: 0 SB: 0 CS: 0	PA: 32					
PITCHER	IP	WLS	BF	H	R	ER	SO	BB	IBB	HBP	BLK	WP	HR	S	P	ERA	WHIP										
48 Rick Porcello, R ERA: 1.5	6.0		22	3	2	2	2	0	0	0	0	0	0	4	4	0.00	0.500										
54 Joel Zumaya, R ERA: 8.14	0.2		2	0	0	0	1	0	0	0	0	0	0	4	4	0.00	0.000										
40 Phil Coke, L ERA: 4.82	0.1		1	0	0	0	0	0	0	0	0	0	0	1	1	0.00	0.000										
46 Jose Valverde, R ERA: 2.45	1.0		4	2	0	0	0	0	0	0	0	0	0	4	5	0.00	2.000										
36 Brad Thomas, L ERA: 2.45	1.0		3	0	0	0	1	0	0	0	0	0	0	5	5	0.00	0.000										

Detroit Tigers @ Toronto Blue Jays
Dunedin Stadium, Dunedin, FL
Mon Mar 29 2010, 1:15 PM - 3:19 PM EDT
Overcast - 60 F

AB 32
R 2
H 5
RBI 2
BB 0
SO 4
LOB 6




Batter	1	2	3	4	5	6	7	8	9	AB	R	H	RBI	BB	SO	LOB	TOP									
19 José Bautista, R OBP: 0.455, SLG: 0.884 Aaron Mathews, R (6, 9)	F9			2 HR		P3		K		3	1	1	0	0	0	0	Toronto Blue Jays @ New York Yankees George M. Steinbrenner Field, Tampa, FL Tue Mar 30 20:10, 7:09 PM - 9:33 PM EDT Att. 9,890 - Clear - 66 F									
2 Aaron Hill, R OBP: 0.545, SLG: 0.788 18 Mike McCoy, R OBP: 0.556, SLG: 0.500 (1, 4) (6, 4)	L3			HR		F7		L5		3	1	1	2	0	0	0										
26 Adam Lind, L OBP: 0.262, SLG: 0.410 (1, 10)	K			35 L4-6				F8	G1-3	4	0	1	0	0	1	0										
10 Vernon Wells, R OBP: 0.262, SLG: 0.361 Darrin Mastroianni, R OBP: 0.500, SLG: 0.333 (1, 8) (7, PR) (7, 8)		G6-3			F8			E5		3	0	0	0	0	0	1										
35 Lyle Overbay, L OBP: 0.545, SLG: 0.615 21 Randy Ruiz, R OBP: 0.418, SLG: 0.588 (1, 3) (7, PR) (7, 3)		G3			L4-6				BB	3	0	1	0	0	0	1										
12 Edwin Encarnación, R OBP: 0.222, SLG: 0.067 (1, 5)									K	3	0	0	0	1	1	1										
45 Travis Snider, L OBP: 0.283, SLG: 0.468 (1, 7)				K						2	0	0	1	0	1	0										
11 Alex Gonzalez, R OBP: 0.282, SLG: 0.294 6 John McDonald, R OBP: 0.367, SLG: 0.357 (1, 6) (7, 6)				G5-3						3	0	0	0	0	1	2										
13 Raul Chavez, R OBP: 0.227, SLG: 0.300 15 Kyle Phillips, L OBP: 0.474, SLG: 0.684 (1, 2) (8, 2)									F8	3	0	0	0	0	1	0										
									K	0	0	0	0	0	0	0										
Inning Stats	R: 0 E: 0 K: 1 S: 5	H: 0 LOB: 0 BB: 0 P: 6	R: 0 E: 0 K: 1 S: 5	H: 0 LOB: 0 BB: 0 P: 5	R: 0 E: 0 K: 1 S: 5	H: 0 LOB: 0 BB: 0 P: 5	R: 2 E: 0 K: 0 S: 5	H: 3 LOB: 0 BB: 0 P: 7	R: 0 E: 0 K: 1 S: 5	H: 0 LOB: 0 BB: 0 P: 5	R: 1 E: 1 K: 0 S: 5	H: 1 LOB: 2 BB: 1 P: 9	R: 0 E: 0 K: 1 S: 5	H: 0 LOB: 0 BB: 0 P: 5	R: 0 E: 0 K: 1 S: 5	H: 0 LOB: 1 BB: 1 P: 9	1B: 2 2B: 2 3B: 0 HR: 1	SF: 1 SAC: 0 DP: 1 HBP: 0	WP: 0 PB: 0 SB: 1 CS: 0	PA: 33						
PITCHER	IP	WLS	BF	H	R	ER	SO	BB	IBB	HBP	BLK	WP	HR	S	P	ERA	WHIP									
45 Sergio Mitre, R ERA: 3.27 43 Damaso Marte, L ERA: 9.0 42 Mariano Rivera, R ERA: 48 Boone Logan, L ERA: 2.0	(1, 1)	6.0	W	20	3	2	2	5	0	0	0	0	0	1	30	33	3.00	0.500								

AB	30
R	3
H	4
RBI	3
BB	2
SO	7
LOB	6



Batter	1	2	3	4	5	6	7	8	9	AB	R	H	RBI	BB	SO	LOB	BOTTOM									
2 Derek Jeter, R OBP: 0.286, SLG: 0.304 98 Colin Curtis, L OBP: 0.563, SLG: 1.083 (1, 6) (8, 7)	36 BB			36 1B		FC4-6				3	2	2	0	1	0	2	Toronto Blue Jays @ New York Yankees George M. Steinbrenner Field, Tampa, FL Tue Mar 30 20:10, 7:09 PM - 9:33 PM EDT Att. 9,890 - Clear - 66 F									
36 Nick Johnson, L OBP: 0.428, SLG: 0.583 95 Jorge Vazquez, R OBP: 0.238, SLG: 0.350 (1, 3) (8, 3)	13 1B			G6-4-3		E4		G4-6-3		4	0	1	1	0	0	3										
38 Marcus Thames, R OBP: 0.294, SLG: 0.304 Eduardo Núñez, R OBP: 0.276, SLG: 0.346 (1, 7) (8, 6)	K			G5-3		13 1B				4	1	1	0	0	2	1										
13 Alex Rodriguez, R OBP: 0.386, SLG: 0.525 Reegie Corona, S OBP: 0.296, SLG: 0.211 (1, 5) (8, 4)	1B					22 1B		G5-3		3	1	2	0	1	0	0										
22 Randy Winn, S OBP: 0.268, SLG: 0.282 (1, 9)	F9			19 2B		FC5		K		4	1	1	1	0	1	3										
19 Ramiro Pena, S OBP: 0.283, SLG: 0.409 (1, 4) (8, 5)	G3			19 2B		G1-4-3		G1-3		4	0	1	1	0	0	4										
79 Jon Weber, L OBP: 0.493, SLG: 0.621 (1, 10)				G3		G3		G1-3		4	0	0	1	0	1	3										
17 Francisco Cervelli, R OBP: 0.432, SLG: 0.469 84 Austin Romine, R OBP: 0.167, SLG: 0.167 (1, 2) (8, 2)		G6-3				FC4-6		F9		3	0	1	0	0	1	1										
Greg Golson, R OBP: 0.323, SLG: 0.448 (1, 8)		G4-3				FC4-6				3	0	1	0	0	1	1										
Inning Stats	R: 1 E: 0 K: 1 S: 9	H: 2 LOB: 2 BB: 1 P: 14	R: 0 E: 0 K: 1 S: 5	H: 0 LOB: 0 BB: 0 P: 5	R: 0 E: 0 K: 0 S: 3	H: 1 LOB: 0 BB: 0 P: 3	R: 2 E: 0 K: 2 S: 9	H: 2 LOB: 1 BB: 1 P: 13	R: 2 E: 2 K: 0 S: 7	H: 3 LOB: 2 BB: 0 P: 7	R: 0 E: 0 K: 0 S: 4	H: 2 LOB: 1 BB: 0 P: 4	R: 0 E: 0 K: 2 S: 7	H: 0 LOB: 0 BB: 0 P: 7	R: 0 E: 0 K: 0 S: 3	H: 0 LOB: 0 BB: 0 P: 3		1B: 6 2B: 3 3B: 1 HR: 0	SF: 0 SAC: 0 DP: 2 HBP: 0	WP: 0 PB: 0 SB: 1 CS: 0	PA: 35					
PITCHER	IP	WLS	BF	H	R	ER	SO	BB	IBB	HBP	BLK	WP	HR	S	P	ERA	WHIP									
34 Marc Rzepczynski, L ERA: 6.1 Bubbie Buzachero, R ERA: 13.5 57 Shawn Camp, R ERA: 3.66 44 Casey Janssen, R ERA:	(1, 1)	4.2	L	24	8	5	5	4	2	0	0	0	0	0	5	5	0.00	1.500								
	(7, 1)	1.0		3	0	0	0	2	0	0	0	0	0	7	7	0.00	0.000									
	(8, 1)	1.0		3	0	0	0	0	0	0	0	0	0	3	3	0.00	0.000									

AB	33
R	5
H	10
RBI	4
BB	2
SO	6
LOB	18



Batter	1	2	3	4	5	6	7	8	9	AB	R	H	RBI	BB	SO	LOB	TOP												
19 José Bautista, R OBP: 0.458, SLG: 0.872 20 Adam Loewen, L OBP: 0.250, SLG: 0.143										4	1	2	0	0	1	2	Toronto Blue Jays @ Philadelphia Phillies Bright House Networks Field, Clearwater, FL Wed Mar 31 2010, 1:09 PM - 3:35 PM EDT Att: 7,381 - Sunny - 66 F												
2 Aaron Hill, R OBP: 0.553, SLG: 0.861 18 Mike McCoy, R OBP: 0.552, SLG: 0.500										3	1	2	2	0	1	0													
26 Adam Lind, L OBP: 0.267, SLG: 0.429 45 Travis Snider, R OBP: 0.278, SLG: 0.458										3	1	1	0	0	1	1													
10 Vernon Wells, R OBP: 0.262, SLG: 0.342 5 Chris Aguilera, R OBP: 0.111, SLG: 0.333										2	0	0	1	0	1	1													
35 Lyle Overbay, L OBP: 0.500, SLG: 0.552 21 Randy Ruiz, R OBP: 0.411, SLG: 0.577										3	0	0	0	0	0	2													
12 Edwin Encarnación, R OBP: 0.227, SLG: 0.158 54 Jason Frasor, R 47 Merkin Valdez, R										4	1	1	1	0	1	0													
11 Alex Gonzalez, R OBP: 0.333, SLG: 0.314 6 John McDonald, R OBP: 0.355, SLG: 0.345										1	0	1	1	1	0	0													
8 José Molina, R OBP: 0.241, SLG: 0.333 15 Kyle Phillips, L OBP: 0.450, SLG: 0.650										3	0	1	0	0	1	2													
27 Brett Cecil, R 37 Scott Downs, L Manny Mayerson, R										0	0	0	0	0	0	0													
Inning Stats	R: 4 E: 0 K: 2 S: 12	H: 5 LOB: 1 BB: 0 P: 12	R: 0 E: 0 K: 3 S: 9	H: 0 LOB: 0 BB: 0 P: 9	R: 0 E: 0 K: 0 S: 3	H: 0 LOB: 0 BB: 0 P: 3	R: 0 E: 0 K: 2 S: 8	H: 1 LOB: 2 BB: 0 P: 9	R: 1 E: 0 K: 1 S: 6	H: 1 LOB: 1 BB: 0 P: 8	R: 0 E: 0 K: 1 S: 5	H: 0 LOB: 1 BB: 1 P: 9	R: 0 E: 0 K: 0 S: 5	H: 2 LOB: 2 BB: 0 P: 5	R: 0 E: 0 K: 2 S: 7	H: 0 LOB: 0 BB: 0 P: 7		R: 0 E: 0 K: 0 S: 3	H: 0 LOB: 0 BB: 0 P: 3	1B: 5 2B: 3 3B: 0 HR: 1	SF: 1 SAC: 0 DP: 0 HBP: 1	WP: 2 PB: 0 SB: 0 CS: 0	PA: 38						
PITCHER	IP WLS BF H R ER SO BB IBB HBP BLK WP HR S P ERA WHIP																												
34 Roy Halladay, R ERA: 5.63 46 Ryan Madson, R ERA: 2.38 37 Chad Durbin, R ERA: 2.38 55 Justin De Fratus, R ERA: Tyson Brummett, R ERA:	3.0 1.0 1.0 2.0 1.0	L 5 4 9 3	14 5 1 2 0	5 1 1 0 0	4 0 1 0 0	5 2 1 0 2	0 0 0 1 0	0 0 0 0 0	0 0 0 0 0	0 0 2 0 0	1 0 0 10 7	24 8 6 14 7	12.00 0.00 9.00 0.00 0.00	1.667 1.000 1.000 1.500 0.000															



Batter	1	2	3	4	5	6	7	8	9	AB	R	H	RBI	BB	SO	LOB	BOTTOM												
11 Jimmy Rollins, S OBP: 0.328, SLG: 0.484 19 Greg Dobbs, L OBP: 0.372, SLG: 0.641										3	0	2	0	0	0	0	Toronto Blue Jays @ Philadelphia Phillies Bright House Networks Field, Clearwater, FL Wed Mar 31 2010, 1:09 PM - 3:35 PM EDT Att: 7,381 - Sunny - 66 F												
27 Placido Polanco, R OBP: 0.407, SLG: 0.536 3 Ross Gload, L OBP: 0.234, SLG: 0.311										3	1	1	1	0	0	2													
26 Chase Utley, L OBP: 0.379, SLG: 0.286 21 Wilson Valdez, R OBP: 0.414, SLG: 0.593										3	0	0	0	0	0	2													
6 Ryan Howard, L OBP: 0.382, SLG: 0.500 55 Justin De Fratus, S Tyson Brummett, R 12 Cody Ransom, R OBP: 0.250, SLG: 0.500 Chris Kisseock, R										0	0	0	0	0	0	0													
28 Jayson Werth, R OBP: 0.283, SLG: 0.308 31 Dewayne Wise, L OBP: 0.219, SLG: 0.207										3	0	0	0	0	1	0													
29 Raul Ibanez, L OBP: 0.281, SLG: 0.234										3	0	1	0	1	0	0													
8 Shane Victorino, S OBP: 0.340, SLG: 0.417 37 Chad Durbin, R 7 Juan Castro, R OBP: 0.231, SLG: 0.289										2	0	1	0	0	0	1													
23 Brian Schneider, L OBP: 0.368, SLG: 0.429 24 Paul Hoover, R OBP: 0.200, SLG: 0.600										2	0	0	0	0	1	3													
34 Roy Halladay, R OBP: 0.250, SLG: 0.250 46 Ryan Madson, L 10 Ben Francisco, R OBP: 0.396, SLG: 0.644										1	0	0	0	0	0	2													
Inning Stats	R: 0 E: 0 K: 0 S: 4	H: 1 LOB: 1 BB: 0 P: 4	R: 0 E: 1 K: 0 S: 5	H: 1 LOB: 2 BB: 0 P: 5	R: 1 E: 0 K: 1 S: 7	H: 1 LOB: 0 BB: 0 P: 8	R: 0 E: 0 K: 1 S: 6	H: 1 LOB: 1 BB: 0 P: 6	R: 1 E: 0 K: 1 S: 9	H: 2 LOB: 1 BB: 0 P: 12	R: 0 E: 0 K: 1 S: 5	H: 0 LOB: 0 BB: 1 P: 5	R: 0 E: 0 K: 2 S: 7	H: 0 LOB: 1 BB: 0 P: 7	R: 0 E: 0 K: 2 S: 7	H: 0 LOB: 0 BB: 0 P: 7		R: 0 E: 0 K: 1 S: 4	H: 0 LOB: 0 BB: 1 P: 8	1B: 4 2B: 0 3B: 0 HR: 2	SF: 0 SAC: 0 DP: 1 HBP: 0	WP: 0 PB: 0 SB: 0 CS: 0	PA: 35						
PITCHER	IP WLS BF H R ER SO BB IBB HBP BLK WP HR S P ERA WHIP																												
27 Brett Cecil, L 37 Scott Downs, L 54 Jason Frasor, R 47 Merkin Valdez, R	6.0 1.0 1.0 1.0	L H H S	25 4 3 3	6 0 0 0	2 0 0 0	2 0 0 0	2 0 0 1	0 0 0 0	0 0 0 0	0 0 0 0	0 0 7 4	36 7 7 8	3.00 0.00 0.00 0.00	1.000 1.000 0.000 1.000															



Batter	1	2	3	4	5	6	7	8	9	AB	R	H	RBI	BB	SO	LOB	TOP					
14 Curtis Granderson, L OBP: 0.389, SLG: 0.404 11 Brett Gardner, L OBP: 0.288, SLG: 0.288	0-0 36 1B	0-0 1B		0-0 G3-1		0-3 K		0-0 1B		3	1	2	0	0	0	0	New York Yankees @ Toronto Blue Jays Dunedin Stadium, Dunedin, FL Thu Apr 01 2010, 1:21 PM - 3:57 PM EDT Att.: 5,516 - Sunny - 65 F					
36 Nick Johnson, L OBP: 0.434, SLG: 0.564 84 Mitch Abaita, R	0-0 85 F8 24 1B		0-0 F9		0-3 K	4-0 BB		0-0 G4-3		3	1	1	1	1	1	0						
25 Mark Teixeira, S OBP: 0.408, SLG: 0.591 Water Ibarra, S	0-0 P3		0-0 85 24 SF9		0-0 85 G6-4-3	0-3 K		0-0 F7		4	1	2	0	0	1	4						
85 P.J. Litterer, R OBP: 0.150, SLG: 0.300 99 Jose Gil, R OBP: 0.400, SLG: 0.400	1-0 F8		0-0 E5 33 1B		0-0 G6-4-3	0-3 K		0-3 K		4	0	0	0	1	3							
24 Robinson Canó, L OBP: 0.396, SLG: 0.580 Kevin Russo, R OBP: 0.350, SLG: 0.353	0-0 1B		0-0 SF9		0-0 33 19 2B	0-0 F8		1-0 88 HBP		2	0	2	2	0	0	0						
33 Nick Swisher, S OBP: 0.385, SLG: 0.457 88 Dan Brewer, R	0-0 G5-3		0-0 38 FC5-4		0-0 19 2B	0-3 K		1-0 HBP		3	0	2	0	0	0	1						
38 Marcus Thames, R OBP: 0.288, SLG: 0.280 22 Randy Winn, S OBP: 0.238, SLG: 0.250		0-0 F7	0-0 FC5-4		0-0 F7		0-3 K	0-0 G4-3		2	0	0	0	0	0	2						
19 Ramiro Pena, S OBP: 0.288, SLG: 0.420 Juan Miranda, L OBP: 0.292, SLG: 0.541		0-0 G5-3		0-0 G5-3		0-0 E 2B	0-3 K			3	0	1	1	0	0	0						
Marcos Vechionacci, S OBP: 0.400, SLG: 0.250	0-0 14 1B		0-0 G6-3		0-0 E5 36 BB		4-0 11 BB			3	0	1	0	1	0	2						
Inning Stats	R: 2 E: 0 K: 0 S: 6	H: 3 LOB: 1 BB: 0 P: 7	R: 0 E: 0 K: 0 S: 4	H: 2 LOB: 2 BB: 0 P: 4	R: 1 E: 1 K: 0 S: 6	H: 2 LOB: 0 BB: 0 P: 6	R: 0 E: 0 K: 0 S: 3	H: 0 LOB: 0 BB: 0 P: 3	R: 0 E: 0 K: 1 S: 5	H: 1 LOB: 0 BB: 0 P: 5	R: 0 E: 0 K: 2 S: 11	H: 3 LOB: 3 BB: 1 P: 15	R: 0 E: 0 K: 2 S: 7	H: 0 LOB: 0 BB: 0 P: 7	R: 0 E: 0 K: 2 S: 8	H: 1 LOB: 2 BB: 0 P: 12		R: 0 E: 0 K: 1 S: 5	H: 0 LOB: 0 BB: 0 P: 7	1B: 9 2B: 3 3B: 0 HR: 0	SF: 1 SAC: 0 DP: 1 HBP: 2	WP: 1 PB: 0 SB: 0 CS: 0
PITCHER	IP WLS BF H R ER SO BB IBB HBP BLK WP HR S P ERA WHIP	5.0 L 22 8 3 2 1 0 0 0 0 0 1 0 24 25 3.60 1.600	1.0 8 3 2 1 2 1 0 0 0 0 0 0 0 11 15 9.00 4.000	1.0 3 0 0 0 2 0 0 0 0 0 0 0 7 7 0.00 0.000	1.0 5 1 0 0 2 1 0 0 0 0 0 0 8 12 0.00 2.000	1.0 5 0 0 0 1 0 0 2 0 0 0 0 5 7 0.00 0.000	PITCHER										IP WLS BF H R ER SO BB IBB HBP BLK WP HR S P ERA WHIP	1.0 S 3 0 0 0 2 0 0 0 0 0 0 7 7 0.00 0.000				
56 Brian Tallet, L ERA: 4.71 49 Jeremy Accardo, R ERA: 6.14 44 Casey Janssen, R ERA: 63 Kevin Gregg, R ERA: 3.86 Bubbie Buzachero, R ERA: 9.0																						
19 José Bautista, R OBP: 0.451, SLG: 0.900 Adam Calderone, L	0-1 HR		0-0 G6-4-3		0-0 G5-3		1-0 F9			3	1	1	1	0	0	1	New York Yankees @ Toronto Blue Jays Dunedin Stadium, Dunedin, FL Thu Apr 01 2010, 1:21 PM - 3:57 PM EDT Att.: 5,516 - Sunny - 65 F					
2 Aaron Hill, R OBP: 0.540, SLG: 0.816 18 Mike McCoy, R OBP: 0.533, SLG: 0.480	0-0 G6-3		4-0 26 2B		0-0 P3		0-0 P3			2	1	0	0	1	0	0						
26 Adam Lind, L OBP: 0.271, SLG: 0.444 77 Brad Emaus, R OBP: 0.478, SLG: 0.500	0-0 L5		1-0 10 1B		0-3 K		0-3 K			3	0	1	1	0	1	0						
10 Vernon Wells, R OBP: 0.267, SLG: 0.341 5 Kenny Wilson, R	0-0 G6-3		0-0 35 S		0-0 G5-3		4-0 21 S			3	0	1	0	0	0	0						
35 Lyle Overbay, L OBP: 0.462, SLG: 0.500 21 Randy Ruiz, R OBP: 0.404, SLG: 0.566		0-0 G5-3	0-3 K		0-3 K		1-3 K			3	0	0	0	0	2	2						
12 Edwin Encarnación, R OBP: 0.200, SLG: 0.136 73 Jonathan Diaz, R		0-0 F9		0-0 G6-3		0-0 G6-3		0-3 K		3	0	0	0	0	0	0						
45 Travis Snider, L OBP: 0.298, SLG: 0.480 40 Jesus Merchan, R OBP: 0.300, SLG: 0.250		4-0 BB		0-0 8 G4-3		0-0 L4		0-3 K		2	0	1	0	1	0	0						
8 José Molina, R OBP: 0.226, SLG: 0.310 75 Matt Luzzza, R OBP: 0.333, SLG: 0.333		0-0 F9		0-0 G4-3		0-0 WP		0-0 F9		2	0	0	0	0	0	2						
6 John McDonald, R OBP: 0.384, SLG: 0.355 73 Tyler Pastornicky, R OBP: 0.250, SLG: 0.250			0-0 19 G6-4-3		0-3 K		0-0 L5			2	0	1	0	0	1	1						
Inning Stats	R: 1 E: 0 K: 0 S: 5	H: 1 LOB: 0 BB: 0 P: 5	R: 0 E: 0 K: 0 S: 3	H: 0 LOB: 1 BB: 1 P: 7	R: 1 E: 0 K: 1 S: 7	H: 3 LOB: 2 BB: 1 P: 12	R: 0 E: 0 K: 1 S: 6	H: 1 LOB: 1 BB: 0 P: 6	R: 0 E: 0 K: 1 S: 5	H: 0 LOB: 0 BB: 0 P: 5	R: 0 E: 0 K: 1 S: 5	H: 1 LOB: 1 BB: 0 P: 5	R: 0 E: 0 K: 2 S: 7	H: 0 LOB: 1 BB: 1 P: 12	R: 0 E: 0 K: 2 S: 7	H: 0 LOB: 0 BB: 0 P: 7		1B: 3 2B: 2 3B: 0 HR: 1	SF: 0 SAC: 0 DP: 1 HBP: 0	WP: 1 PB: 0 SB: 3 CS: 0	PA: 35	
PITCHER	IP WLS BF H R ER SO BB IBB HBP BLK WP HR S P ERA WHIP	4.2 W 20 4 0 2 2 2 0 0 0 0 0 0 3 3 0.00 0.000	0.1 H 1 0 0 0 1 0 0 0 0 0 0 0 3 3 0.00 0.000	1.0 H 3 0 0 0 1 0 0 0 0 0 0 1 4 5 0.00 1.000	1.0 H 4 0 0 0 2 1 0 0 0 0 0 7 12 0.00 1.000	PITCHER										IP WLS BF H R ER SO BB IBB HBP BLK WP HR S P ERA WHIP	1.0 S 3 0 0 0 2 0 0 0 0 0 7 7 0.00 0.000					
34 A.J. Burnett, R ERA: 5.12 47 Royce Ring, L ERA: 2.25 61 Chan Ho Park, R ERA: 30 David Robertson, R ERA: 4.5 62 Joba Chamberlain, R ERA: 19.45																						
89 Lance Pendleton, R ERA:																						

Batter	1	2	3	4	5	6	7	8	9	10	AB	R	H	RBI	BB	SO	LOB	TOP		
19 José Bautista, R OBP: 0.446, SLG: 0.873											5	1	2	0	0	0	4			
2 Aaron Hill, R OBP: 0.519, SLG: 0.833											4	1	1	2	0	0	1			
40 Jesus Merchan, R OBP: 0.273, SLG: 0.222											1	0	0	0	0	0	2			
26 Adam Lind, L OBP: 0.264, SLG: 0.440											5	0	1	0	0	1	1			
10 Vernon Wells, R OBP: 0.306, SLG: 0.400											4	1	3	0	0	0	0			
18 Mike McCoy, R OBP: 0.516, SLG: 0.462											1	0	0	0	0	0	1			
35 Lyle Overbay, L OBP: 0.442, SLG: 0.500											4	0	1	1	0	0	2			
21 Randy Ruiz, R OBP: 0.397, SLG: 0.556											1	0	0	0	0	0	1			
14 John Buck, R OBP: 0.259, SLG: 0.593											4	0	0	0	0	0	1			
15 Kyle Phillips, L OBP: 0.429, SLG: 0.619											1	0	0	0	0	0	1			
12 Edwin Encarnación, R OBP: 0.207, SLG: 0.120											3	0	0	0	0	1	1			
11 Alex Gonzalez, R OBP: 0.348, SLG: 0.297											2	0	0	0	1	0	0			
45 Travis Snider, L OBP: 0.295, SLG: 0.453											3	0	0	0	1	1	2			
Inning Stats	R: 3 E: 0 K: 0 S: 12	H: 4 LOB: 1 BB: 0 P: 14	R: 0 E: 0 K: 0 S: 4	H: 0 LOB: 0 BB: 0 P: 5	R: 0 E: 0 K: 1 S: 10	H: 1 LOB: 1 BB: 0 P: 16	R: 0 E: 0 K: 1 S: 14	H: 0 LOB: 2 BB: 1 P: 22	R: 0 E: 0 K: 1 S: 7	H: 1 LOB: 1 BB: 0 P: 11	R: 0 E: 0 K: 0 S: 8	H: 0 LOB: 0 BB: 0 P: 12	R: 0 E: 0 K: 1 S: 10	H: 0 LOB: 2 BB: 0 P: 19	R: 0 E: 0 K: 0 S: 8	H: 1 LOB: 1 BB: 0 P: 15	1B: 3 2B: 4 3B: 0 HR: 1	SF: 0 SAC: 0 DP: 0 HBP: 2	WP: 0 PB: 0 SB: 0 CS: 0	PA: 42
PITCHER	IP WLS BF H R ER SO BB IBB HBP BLK WP HR S P ERA WHIP	IP WLS BF H R ER SO BB IBB HBP BLK WP HR S P ERA WHIP	IP WLS BF H R ER SO BB IBB HBP BLK WP HR S P ERA WHIP	IP WLS BF H R ER SO BB IBB HBP BLK WP HR S P ERA WHIP	IP WLS BF H R ER SO BB IBB HBP BLK WP HR S P ERA WHIP	IP WLS BF H R ER SO BB IBB HBP BLK WP HR S P ERA WHIP	IP WLS BF H R ER SO BB IBB HBP BLK WP HR S P ERA WHIP	IP WLS BF H R ER SO BB IBB HBP BLK WP HR S P ERA WHIP	IP WLS BF H R ER SO BB IBB HBP BLK WP HR S P ERA WHIP	IP WLS BF H R ER SO BB IBB HBP BLK WP HR S P ERA WHIP	IP WLS BF H R ER SO BB IBB HBP BLK WP HR S P ERA WHIP	IP WLS BF H R ER SO BB IBB HBP BLK WP HR S P ERA WHIP	IP WLS BF H R ER SO BB IBB HBP BLK WP HR S P ERA WHIP	IP WLS BF H R ER SO BB IBB HBP BLK WP HR S P ERA WHIP	IP WLS BF H R ER SO BB IBB HBP BLK WP HR S P ERA WHIP	IP WLS BF H R ER SO BB IBB HBP BLK WP HR S P ERA WHIP	IP WLS BF H R ER SO BB IBB HBP BLK WP HR S P ERA WHIP	IP WLS BF H R ER SO BB IBB HBP BLK WP HR S P ERA WHIP	IP WLS BF H R ER SO BB IBB HBP BLK WP HR S P ERA WHIP	
39 Brett Myers, R ERA: 5.68	6.0	0	26	6	3	3	2	BB: 1	IBB: 0	HBP: 1	BLK: 0	WP: 0	HR: 1	S: 58	P: 82	4.50	1.167			
56 Gary Majewski, R ERA: 4.73	1.0	4	1	0	0	0	0	0	0	0	0	0	0	8	11	0.00	1.000			
37 Brandon Lyon, R ERA: 6.43	1.0	3	0	0	0	0	0	0	0	0	0	0	0	8	12	0.00	0.000			
63 Sammy Gervacio, R ERA: 1.38	1.0	5	0	0	0	1	1	0	0	1	0	0	0	10	19	0.00	1.000			
60 Josh Banks, R ERA: 2.57	1.0	4	1	0	0	0	0	0	0	0	0	0	0	8	15	0.00	1.000			
Inning Stats	R: 0 E: 0 K: 0 S: 9	H: 1 LOB: 1 BB: 0 P: 13	R: 0 E: 0 K: 0 S: 5	H: 0 LOB: 1 BB: 1 P: 12	R: 0 E: 0 K: 1 S: 9	H: 1 LOB: 3 BB: 2 P: 20	R: 0 E: 0 K: 0 S: 7	H: 0 LOB: 0 BB: 0 P: 11	R: 1 E: 0 K: 1 S: 12	H: 3 LOB: 2 BB: 1 P: 21	R: 0 E: 0 K: 0 S: 5	H: 0 LOB: 0 BB: 0 P: 8	R: 1 E: 0 K: 1 S: 16	H: 2 LOB: 2 BB: 1 P: 21	R: 1 E: 0 K: 0 S: 9	H: 2 LOB: 0 BB: 0 P: 15	1B: 7 2B: 3 3B: 0 HR: 0	SF: 0 SAC: 0 DP: 0 HBP: 1	WP: 1 PB: 0 SB: 1 CS: 0	PA: 45
PITCHER	IP WLS BF H R ER SO BB IBB HBP BLK WP HR S P ERA WHIP	IP WLS BF H R ER SO BB IBB HBP BLK WP HR S P ERA WHIP	IP WLS BF H R ER SO BB IBB HBP BLK WP HR S P ERA WHIP	IP WLS BF H R ER SO BB IBB HBP BLK WP HR S P ERA WHIP	IP WLS BF H R ER SO BB IBB HBP BLK WP HR S P ERA WHIP	IP WLS BF H R ER SO BB IBB HBP BLK WP HR S P ERA WHIP	IP WLS BF H R ER SO BB IBB HBP BLK WP HR S P ERA WHIP	IP WLS BF H R ER SO BB IBB HBP BLK WP HR S P ERA WHIP	IP WLS BF H R ER SO BB IBB HBP BLK WP HR S P ERA WHIP	IP WLS BF H R ER SO BB IBB HBP BLK WP HR S P ERA WHIP	IP WLS BF H R ER SO BB IBB HBP BLK WP HR S P ERA WHIP	IP WLS BF H R ER SO BB IBB HBP BLK WP HR S P ERA WHIP	IP WLS BF H R ER SO BB IBB HBP BLK WP HR S P ERA WHIP	IP WLS BF H R ER SO BB IBB HBP BLK WP HR S P ERA WHIP	IP WLS BF H R ER SO BB IBB HBP BLK WP HR S P ERA WHIP	IP WLS BF H R ER SO BB IBB HBP BLK WP HR S P ERA WHIP	IP WLS BF H R ER SO BB IBB HBP BLK WP HR S P ERA WHIP	IP WLS BF H R ER SO BB IBB HBP BLK WP HR S P ERA WHIP	IP WLS BF H R ER SO BB IBB HBP BLK WP HR S P ERA WHIP	
24 Ricky Romero, L ERA: 1.89	5.0	0	23	5	1	0	2	BB: 3	IBB: 0	HBP: 0	BLK: 0	WP: 0	HR: 0	S: 42	P: 77	1.80	1.600			
47 Merkin Valdez, R ERA: 3.0	1.0	H	6	1	0	0	1	0	0	1	0	0	0	1	0	13	2.000			
57 Shawn Camp, R ERA: 3.38	1.0	H	3	0	0	0	0	0	0	0	0	0	0	5	8	0.00	0.000			
37 Scott Downs, L ERA: 3.52	0.2	H	4	2	1	1	1	0	0	0	0	0	0	12	13	13.50	3.000			
54 Jason Frasor, R ERA: 5.4	0.1	H	2	0	0	0	0	0	0	0	0	0	0	4	8	0.00	3.000			
Inning Stats	R: 0 E: 0 K: 0 S: 9	H: 1 LOB: 1 BB: 0 P: 13	R: 0 E: 0 K: 0 S: 5	H: 0 LOB: 1 BB: 1 P: 12	R: 0 E: 0 K: 1 S: 9	H: 1 LOB: 3 BB: 2 P: 20	R: 0 E: 0 K: 0 S: 7	H: 0 LOB: 0 BB: 0 P: 11	R: 1 E: 0 K: 1 S: 12	H: 3 LOB: 2 BB: 1 P: 21	R: 0 E: 0 K: 0 S: 5	H: 0 LOB: 0 BB: 0 P: 8	R: 1 E: 0 K: 1 S: 16	H: 2 LOB: 2 BB: 1 P: 21	R: 1 E: 0 K: 0 S: 9	H: 2 LOB: 0 BB: 0 P: 15	1B: 7 2B: 3 3B: 0 HR: 0	SF: 0 SAC: 0 DP: 0 HBP: 1	WP: 1 PB: 0 SB: 1 CS: 0	PA: 45
PITCHER	IP WLS BF H R ER SO BB IBB HBP BLK WP HR S P ERA WHIP	IP WLS BF H R ER SO BB IBB HBP BLK WP HR S P ERA WHIP	IP WLS BF H R ER SO BB IBB HBP BLK WP HR S P ERA WHIP	IP WLS BF H R ER SO BB IBB HBP BLK WP HR S P ERA WHIP	IP WLS BF H R ER SO BB IBB HBP BLK WP HR S P ERA WHIP	IP WLS BF H R ER SO BB IBB HBP BLK WP HR S P ERA WHIP	IP WLS BF H R ER SO BB IBB HBP BLK WP HR S P ERA WHIP	IP WLS BF H R ER SO BB IBB HBP BLK WP HR S P ERA WHIP	IP WLS BF H R ER SO BB IBB HBP BLK WP HR S P ERA WHIP	IP WLS BF H R ER SO BB IBB HBP BLK WP HR S P ERA WHIP	IP WLS BF H R ER SO BB IBB HBP BLK WP HR S P ERA WHIP	IP WLS BF H R ER SO BB IBB HBP BLK WP HR S P ERA WHIP	IP WLS BF H R ER SO BB IBB HBP BLK WP HR S P ERA WHIP	IP WLS BF H R ER SO BB IBB HBP BLK WP HR S P ERA WHIP	IP WLS BF H R ER SO BB IBB HBP BLK WP HR S P ERA WHIP	IP WLS BF H R ER SO BB IBB HBP BLK WP HR S P ERA WHIP	IP WLS BF H R ER SO BB IBB HBP BLK WP HR S P ERA WHIP	IP WLS BF H R ER SO BB IBB HBP BLK WP HR S P ERA WHIP	IP WLS BF H R ER SO BB IBB HBP BLK WP HR S P ERA WHIP	

Toronto Blue Jays @ Houston Astros
Minute Maid Park, Houston, TX
Fri Apr 02 2010, 7:05 PM - 10:03 PM CDT
Roof Closed - 73 F

AB	38
R	3
H	8
RBI	3
BB	2
SO	3
LOB	17



Toronto Blue Jays @ Houston Astros
Minute Maid Park, Houston, TX
Fri Apr 02 2010, 7:05 PM - 10:03 PM CDT
Roof Closed - 73 F

AB	39
R	3
H	10
RBI	3
BB	5
SO	4
LOB	25



Batter	1	2	3	4	5	6	7	8	9	AB	R	H	RBI	BB	SO	LOB	TOP					
19 José Bautista, R OBP: 0.448, SLG: 0.895 18 Mike McCoy, R OBP: 0.486, SLG: 0.433	P3	1-H 2-H 3-H 3B	F8	L5			K		1B	2	0	1	3	0	0	0	Toronto Blue Jays @ Houston Astros Minute Maid Park, Houston, TX Sat Apr 03 2010, 1:07 PM - 4:14 PM CDT Att: 22,996 - Sunny - 81 F					
2 Aaron Hill, R OBP: 0.517, SLG: 0.854	HR	K		26 G3 1B			F7		K	6	2	3	1	0	2	5						
26 Adam Lind, L OBP: 0.263, SLG: 0.444 14 John Buck, R OBP: 0.250, SLG: 0.571	G3		10 1B 35 2B	G3			F7		G5-3	4	1	1	0	0	0	2						
10 Vernon Wells, R OBP: 0.315, SLG: 0.400	K		35 2B 12 SF8 1B	35 E 12 HR 1B			F8		G3	5	2	2	1	0	1	1						
35 Lyle Overbay, L OBP: 0.417, SLG: 0.488		K	12 SF8 45 2B 1B	E3 12 HR 1B			K		K	5	2	1	1	0	3	2						
12 Edwin Encarnación, R OBP: 0.235, SLG: 0.250	G5-3		2-3 3-H 1B	1-H HR					F7	3	2	1	4	1	0	0						
45 Travis Snider, L OBP: 0.333, SLG: 0.500	11 E 19 3B BB		2-3 3-H 2B	3-2 3-H K					45 2B 40 G6-3 BB	3	2	2	1	2	1	0						
11 Alex Gonzalez, R OBP: 0.347, SLG: 0.300 40 Jesus Merchan, R OBP: 0.231, SLG: 0.182	E5 19 3B 1B		P2				P4		G6-3	3	1	1	0	0	0	1						
8 José Molina, R OBP: 0.257, SLG: 0.290 15 Kyle Phillips, L OBP: 0.455, SLG: 0.682	19 3B BB		F7				K		18 1B 2B	2	1	0	0	2	1	1						
Inning Stats	R: 1 E: 0 K: 1 S: 9	H: 1 LOB: 0 BB: 0 P: 12	R: 3 E: 1 K: 2 S: 14	H: 2 LOB: 1 BB: 2 P: 29	R: 3 E: 0 K: 0 S: 12	H: 4 LOB: 1 BB: 0 P: 20	R: 4 E: 1 K: 1 S: 18	H: 3 LOB: 0 BB: 0 P: 29	R: 0 E: 0 K: 1 S: 7	H: 0 LOB: 0 BB: 0 P: 8	R: 0 E: 0 K: 1 S: 8	H: 1 LOB: 1 BB: 0 P: 13	R: 1 E: 0 K: 1 S: 19	H: 1 LOB: 2 BB: 2 P: 33	R: 0 E: 0 K: 1 S: 9	H: 0 LOB: 0 BB: 0 P: 11		R: 1 E: 0 K: 2 S: 13	H: 2 LOB: 2 BB: 1 P: 25	1B: 6 2B: 5 3B: 1 HR: 2	SF: 1 SAC: 0 DP: 0 HBP: 0	WP: 0 PB: 0 SB: 0 CS: 0
PITCHER	IP WLS BF H R ER SO BB IBB HBP BLK WP HR S P ERA WHIP	2.1 L 16 7 7 7 3 2 0 0 0 0 1 32 56 27.00 3.857	3.1 1.1 0.1 2.0 2.0	7 3 4 1 0 0 0 0 0 0 0 0 0 17 27 6.75 2.250	7 7 7 3 0 0 0 0 0 0 0 0 0 4 7 0.00 0.000	0 0 0 0 0 0 0 0 0 0 0 0 0 15 21 0.00 0.500	0 0 0 0 0 0 0 0 0 0 0 0 0 15 21 0.00 0.500	PITCHER	IP WLS BF H R ER SO BB IBB HBP BLK WP HR S P ERA WHIP	0.2 5 1 1 1 1 2 0 0 0 0 0 0 17 31 13.50 4.500	7.1 1.1 1.0	4 0 0 0 0 0 0 0 0 0 0 0 0 11 13 0.00 0.000	6 2 1 1 2 1 0 0 0 0 0 0 0 13 25 9.00 3.000	0 0 0 0 0 0 0 0 0 0 0 0 0 13 25 9.00 3.000								

Batter	1	2	3	4	5	6	7	8	9	AB	R	H	RBI	BB	SO	LOB	BOTTOM					
21 Michael Bourn, L OBP: 0.370, SLG: 0.408 11 Jason Bourgeois, R OBP: 0.412, SLG: 0.500	9 1B				K		G6-3		87 E 23 HR 1B	2	0	1	0	1	1	1	Toronto Blue Jays @ Houston Astros Minute Maid Park, Houston, TX Sat Apr 03 2010, 1:07 PM - 4:14 PM CDT Att: 22,996 - Sunny - 81 F					
3 Kazuo Matsui, S OBP: 0.379, SLG: 0.466 Drew Meyer, L OBP: 0.318, SLG: 0.450	K		F8		9 1B				K	4	0	2	1	0	1	2						
9 Hunter Pence, R OBP: 0.439, SLG: 0.678 87 Drew Locke, R OBP: 0.316, SLG: 0.737							G5-3		E6 23 HR 1B	3	0	2	1	0	1	1						
45 Carlos Lee, R OBP: 0.358, SLG: 0.588 Gustavo Chacin, L OBP: 0.500, SLG: 0.500 23 Chris Johnson, R OBP: 0.391, SLG: 0.790	P3		F8		K		G5-3			3	0	0	0	0	1	5						
27 Geoff Blum, S OBP: 0.230, SLG: 0.283 22 Matt Lindstrom, R OBP: 0.347, SLG: 0.489	G4-3		G4-3		F8		F8		F9	4	0	0	0	0	0	2						
77 Pedro Feliz, R OBP: 0.406, SLG: 0.559 47 Jeff Fulchino, R OBP: 0.271, SLG: 0.390 43 Chris Sampson, R OBP: 0.344, SLG: 0.547 Chris Shelton, R OBP: 0.317, SLG: 0.302					G6-3		G6-3		K	0	0	0	0	0	0	0						
18 Cory Sullivan, L OBP: 0.288, SLG: 0.393					F7		K2-3		1B	4	0	1	0	1	1	1						
55 Humberto Quintero, R OBP: 0.271, SLG: 0.244 Kevin Cash, R OBP: 0.333, SLG: 0.333					K				12 2B	3	1	1	0	0	2	2						
12 Tommy Manzella, R OBP: 0.279, SLG: 0.390 8 Jeff Keppinger, R OBP: 0.317, SLG: 0.302	G6-4-3								G6-3	2	2	1	1	1	0	2						
Inning Stats	R: 0 E: 0 K: 1 S: 11	H: 2 LOB: 2 BB: 0 P: 20	R: 0 E: 0 K: 1 S: 12	H: 1 LOB: 1 BB: 1 P: 19	R: 0 E: 0 K: 0 S: 8	H: 0 LOB: 1 BB: 1 P: 14	R: 0 E: 0 K: 0 S: 9	H: 0 LOB: 0 BB: 0 P: 10	R: 1 E: 0 K: 3 S: 14	H: 2 LOB: 2 BB: 1 P: 23	R: 0 E: 0 K: 1 S: 6	H: 0 LOB: 0 BB: 0 P: 10	R: 2 E: 0 K: 0 S: 10	H: 3 LOB: 1 BB: 0 P: 16	R: 0 E: 0 K: 1 S: 13	H: 2 LOB: 2 BB: 0 P: 20		R: 3 E: 1 K: 1 S: 15	H: 3 LOB: 1 BB: 0 P: 23	1B: 9 2B: 3 3B: 0 HR: 1	SF: 0 SAC: 0 DP: 1 HBP: 0	WP: 0 PB: 0 SB: 0 CS: 0
PITCHER	IP WLS BF H R ER SO BB IBB HBP BLK WP HR S P ERA WHIP	5.0 W 22 5 2 2 2 0 0 0 0 0 0 29 46 6.00 1.667	1.0 7 3 3 2 1 0 0 0 0 0 0 1 15 23 18.00 3.000			PITCHER	IP WLS BF H R ER SO BB IBB HBP BLK WP HR S P ERA WHIP	0.2 5 1 1 1 1 2 0 0 0 0 0 0 17 31 13.50 4.500	7.1 1.1 1.0	4 0 0 0 0 0 0 0 0 0 0 0 0 11 13 0.00 0.000	6 2 1 1 2 1 0 0 0 0 0 0 0 13 25 9.00 3.000	0 0 0 0 0 0 0 0 0 0 0 0 0 13 25 9.00 3.000										

Batter	1	2	3	4	5	6	7	8	9	AB	R	H	RBI	BB	SO	LOB	TOP								
19 José Bautista, R (1,9)										4	1	0	0	1	1	1									
2 Aaron Hill, R (1,4)										4	0	1	0	0	0	0									
26 Adam Lind, L (1,10)										3	2	3	1	1	0	0									
10 Vernon Wells, R (1,8)										4	1	3	3	0	0	1									
35 Lyle Overbay, L (1,3)										4	0	0	0	0	1	5									
14 John Buck, R (1,2)										4	0	0	0	0	1	4									
12 Edwin Encarnación, R (1,5)										4	0	0	0	0	1	0									
11 Alex Gonzalez, R (1,6)										4	0	1	0	0	0	0									
45 Travis Snider, L (1,7)										4	0	0	0	0	3	1									
Inning Stats	R: 2 E: 1 K: 0 S: 11	H: 2 LOB: 1 BB: 0 P: 19	R: 0 E: 0 K: 0 S: 6	H: 0 LOB: 0 BB: 0 P: 11	R: 1 E: 0 K: 0 S: 15	H: 2 LOB: 1 BB: 0 P: 25	R: 0 E: 0 K: 1 S: 10	H: 0 LOB: 0 BB: 0 P: 14	R: 0 E: 0 K: 1 S: 7	H: 1 LOB: 0 BB: 0 P: 8	R: 0 E: 0 K: 1 S: 8	H: 0 LOB: 0 BB: 0 P: 11	R: 1 E: 0 K: 2 S: 12	H: 2 LOB: 3 BB: 2 P: 24	R: 0 E: 0 K: 2 S: 12	H: 1 LOB: 1 BB: 0 P: 17	1B: 5 2B: 1 3B: 0 HR: 2	SF: 0 SAC: 0 DP: 1 HBP: 0	WP: 0 PB: 0 SB: 1 CS: 0	PA: 37					
PITCHER	IP: 7.0 WLS: 0 BF: 26 ERA: 3.86	H: 5 R: 3 ER: 3 SO: 3	BB: 0 IBB: 0 HBP: 0 BLK: 0	WP: 0 HR: 2 S: 63 P: 100	ERA: 3.86 WHIP: 0.714	IP: 8.1 WLS: 0 BF: 31 ERA: 27.00	H: 2 R: 1 ER: 1 SO: 1	BB: 1 IBB: 0 HBP: 0 BLK: 0	WP: 0 HR: 7 S: 18 P: 16	ERA: 27.00 WHIP: 9.000	IP: 8.1 WLS: 0 BF: 31 ERA: 0.00	H: 2 R: 0 ER: 0 SO: 1	BB: 0 IBB: 0 HBP: 0 BLK: 0	WP: 0 HR: 5 S: 6 P: 17	ERA: 0.00 WHIP: 1.000	IP: 9.1 WLS: 1 BF: 41 ERA: 0.00	H: 4 R: 0 ER: 0 SO: 2	BB: 0 IBB: 0 HBP: 0 BLK: 0	WP: 0 HR: 12 S: 17 P: 17	ERA: 0.00 WHIP: 1.000	IP: 1.0 WLS: 0 BF: 4 ERA: 0.00	H: 1 R: 0 ER: 0 SO: 2	BB: 0 IBB: 0 HBP: 0 BLK: 0	WP: 0 HR: 0 S: 12 P: 17	ERA: 0.00 WHIP: 1.000

Toronto Blue Jays @ Texas Rangers
Rangers Ballpark in Arlington, Arlington, TX
Mon Apr 05 2010, 2:07 PM - 4:44 PM EDT
Att: 50,299 - Overcast - 76 F


AB	35
R	4
H	8
RBI	4
BB	2
SO	7
LOB	12



Batter	1	2	3	4	5	6	7	8	9	AB	R	H	RBI	BB	SO	LOB	BOTTOM					
20 Julio Borbon, L (1,8)										4	0	0	0	0	2	0						
10 Michael Young, R (1,5)										4	1	1	0	0	0	0						
32 Josh Hamilton, L (1,7)										3	1	0	0	1	2	2						
27 Vladimir Guerrero, R (1,10)										3	1	2	0	0	0	1						
7 David Murphy, L (0, PR)										0	1	0	0	0	0	0						
17 Nelson Cruz, R (1,9)										4	1	2	4	0	0	1						
19 Chris Davis, L (1,3)										3	0	0	0	1	0	1						
21 Jarrod Saltalamacchia, R (1,2)										4	0	1	1	0	0	0						
3 Andrés Blanco, S (1,4)										2	0	0	0	0	1	0						
25 Ryan Garko, R (8, PH)										1	0	0	0	0	0	0						
14 Joaquin Arias, R (9,4)										0	0	0	0	0	0	0						
1 Elvis Andrus, R (1,6)										3	0	0	0	0	2	0						
Inning Stats	R: 0 E: 0 K: 2 S: 10	H: 0 LOB: 0 BB: 0 P: 14	R: 0 E: 0 K: 0 S: 5	H: 0 LOB: 0 BB: 0 P: 9	R: 0 E: 0 K: 1 S: 8	H: 0 LOB: 0 BB: 0 P: 11	R: 0 E: 0 K: 1 S: 8	H: 0 LOB: 1 BB: 0 P: 12	R: 0 E: 0 K: 0 S: 4	H: 0 LOB: 0 BB: 0 P: 8	R: 0 E: 0 K: 2 S: 9	H: 0 LOB: 0 BB: 0 P: 15	R: 3 E: 0 K: 0 S: 13	H: 2 LOB: 0 BB: 1 P: 24	R: 0 E: 0 K: 0 S: 8	H: 0 LOB: 0 BB: 0 P: 11	R: 2 E: 0 K: 1 S: 14	H: 4 LOB: 3 BB: 1 P: 22	1B: 3 2B: 2 3B: 0 HR: 1	SF: 0 SAC: 0 DP: 1 HBP: 1	WP: 0 PB: 0 SB: 0 CS: 0	PA: 34
PITCHER	IP: 7.0 WLS: 0 BF: 25 ERA: 3.86	H: 3 R: 3 ER: 3 SO: 6	BB: 1 IBB: 0 HBP: 0 BLK: 0	WP: 0 HR: 1 S: 57 P: 93	ERA: 3.86 WHIP: 0.429	IP: 8.1 WLS: 1 BF: 33 ERA: 0.00	H: 3 R: 0 ER: 0 SO: 11	BB: 0 IBB: 0 HBP: 0 BLK: 0	WP: 0 HR: 8 S: 11 P: 10	ERA: 0.00 WHIP: 0.000	IP: 9.1 WLS: 0 BF: 41 ERA: 54.00	H: 6 R: 0 ER: 0 SO: 14	BB: 1 IBB: 0 HBP: 0 BLK: 0	WP: 0 HR: 22 S: 22 P: 22	ERA: 54.00 WHIP: 12.000	IP: 1.0 WLS: 0 BF: 6 ERA: 0.00	H: 4 R: 2 ER: 2 SO: 1	BB: 0 IBB: 0 HBP: 0 BLK: 0	WP: 0 HR: 1 S: 14 P: 22	ERA: 0.00 WHIP: 12.000		

Toronto Blue Jays @ Texas Rangers
Rangers Ballpark in Arlington, Arlington, TX
Mon Apr 05 2010, 2:07 PM - 4:44 PM EDT
Att: 50,299 - Overcast - 76 F

AB	31
R	5
H	6
RBI	5
BB	2
SO	7
LOB	5



Batter	1	2	3	4	5	6	7	8	9	AB	R	H	RBI	BB	SO	LOB	TOP	
19 José Bautista, R (1,9)										3	0	1	2	1	2			
2 Aaron Hill, R (1,4)										4	0	0	0	1	1	6		
26 Adam Lind, L (1,10)										4	1	0	0	1	2	3		
10 Vernon Wells, R (1,8)										3	4	2	3	1	0	1		
35 Lyle Overbay, L (1,3)										3	1	0	0	2	1	0		
14 John Buck, R (1,2)										4	0	1	0	0	3	2		
12 Edwin Encarnación, R (1,5)										3	0	0	1	1	1	2		
11 Alex Gonzalez, R (1,6)										5	1	1	1	0	1	7		
45 Travis Snider, L (1,7)										3	0	1	1	2	0	2		
Inning Stats	R: 0 H: 0 E: 0 K: 2 S: 12	H: 0 R: 0 ER: 0 LOB: 0 BB: 1 P: 21	R: 1 H: 1 E: 0 K: 2 S: 16	H: 1 R: 1 ER: 1 LOB: 3 BB: 1 P: 23	R: 2 H: 0 E: 1 K: 1 S: 16	H: 0 R: 0 ER: 0 LOB: 3 BB: 3 P: 37	R: 2 H: 0 E: 0 K: 1 S: 8	H: 1 R: 0 ER: 0 LOB: 2 BB: 1 P: 14	R: 0 H: 0 E: 0 K: 0 S: 6	H: 1 R: 0 ER: 0 LOB: 1 BB: 0 P: 18	R: 1 H: 2 E: 0 K: 0 S: 9	H: 2 R: 2 ER: 2 LOB: 2 BB: 1 P: 19	1B: 0 2B: 2 3B: 0 HR: 3	SF: 1 SAC: 0 DP: 0 HBP: 2	WP: 0 PB: 0 SB: 0 CS: 0	PA: 45		
PITCHER	IP: 3.2 WLS: L BF: 13 ERA: 2.45	IP: 1.1 WLS: H BF: 6 ERA: 10.13	IP: 0.2 WLS: S BF: 3 ERA: 6.75	IP: 0.2 WLS: S BF: 4 ERA: 3.000	IP: 1.1 WLS: L BF: 13 ERA: 2.46	IP: 1.1 WLS: L BF: 13 ERA: 10.12	IP: 0.2 WLS: S BF: 4 ERA: 0.00	IP: 0.2 WLS: S BF: 4 ERA: 1.500	IP: 0.2 WLS: S BF: 4 ERA: 3.000	IP: 0.2 WLS: S BF: 4 ERA: 0.00	IP: 0.2 WLS: S BF: 4 ERA: 0.00	IP: 0.2 WLS: S BF: 4 ERA: 0.00	IP: 0.2 WLS: S BF: 4 ERA: 0.00	IP: 0.2 WLS: S BF: 4 ERA: 0.00	IP: 0.2 WLS: S BF: 4 ERA: 0.00	IP: 0.2 WLS: S BF: 4 ERA: 0.00	IP: 0.2 WLS: S BF: 4 ERA: 0.00	IP: 0.2 WLS: S BF: 4 ERA: 0.00

Toronto Blue Jays @ Texas Rangers
Rangers Ballpark in Arlington, Arlington, TX
Wed Apr 07 2010, 8:08 PM - 11:03 PM EDT
Att: 22,890 - Clear - 67 F

AB	32
R	7
H	5
RBI	7
BB	10
SO	10
LOB	25



Batter	1	2	3	4	5	6	7	8	9	AB	R	H	RBI	BB	SO	LOB	BOTTOM	
20 Julio Borbon, L (1,8)										4	0	0	1	0	0	1		
10 Michael Young, R (1,5)										3	1	0	0	1	0	1		
32 Josh Hamilton, L (1,7)										4	0	0	0	0	4	1		
27 Vladimir Guerrero, R (1,10)										4	1	2	1	0	0	0		
17 Nelson Cruz, R (1,9)										3	1	1	1	1	0	1		
19 Chris Davis, L (1,3)										4	0	1	0	0	1	3		
14 Joaquin Arias, R (1,4)										3	0	0	0	0	0	0		
7 David Murphy, L (9,PH)										1	0	0	0	0	1	1		
2 Taylor Teagarden, R (1,2)										2	1	0	0	1	1	0		
21 Jarrod Saltalamacchia, (6,PH)										1	0	0	0	0	1	1		
1 Elvis Andrus, R (1,6)										4	0	1	0	0	1	1		
Inning Stats	R: 1 H: 1 E: 1 K: 2 S: 13	H: 0 R: 0 ER: 0 LOB: 0 BB: 0 P: 10	R: 0 H: 0 E: 0 K: 1 S: 6	H: 0 R: 0 ER: 0 LOB: 0 BB: 0 P: 9	R: 2 H: 2 E: 0 K: 1 S: 10	H: 2 R: 0 ER: 0 LOB: 0 BB: 0 P: 18	R: 0 H: 0 E: 0 K: 1 S: 7	H: 0 R: 0 ER: 0 LOB: 1 BB: 1 P: 14	R: 1 H: 1 E: 1 K: 0 S: 7	H: 1 R: 0 ER: 0 LOB: 0 BB: 0 P: 11	R: 0 H: 0 E: 0 K: 1 S: 10	H: 1 R: 2 ER: 1 LOB: 1 BB: 0 P: 14	1B: 2 2B: 1 3B: 0 HR: 2	SF: 0 SAC: 0 DP: 0 HBP: 0	WP: 0 PB: 0 SB: 0 CS: 0	PA: 36		
PITCHER	IP: 6.2 WLS: W BF: 28 ERA: 2.7	IP: 1.1 WLS: H BF: 4 ERA: 0.00	IP: 1.0 WLS: S BF: 4 ERA: 13.5	IP: 1.0 WLS: S BF: 4 ERA: 0.143	IP: 1.1 WLS: L BF: 13 ERA: 2.70	IP: 1.1 WLS: L BF: 13 ERA: 10.50	IP: 0.2 WLS: S BF: 4 ERA: 0.00	IP: 0.2 WLS: S BF: 4 ERA: 0.00	IP: 0.2 WLS: S BF: 4 ERA: 0.00	IP: 0.2 WLS: S BF: 4 ERA: 0.00	IP: 0.2 WLS: S BF: 4 ERA: 0.00	IP: 0.2 WLS: S BF: 4 ERA: 0.00	IP: 0.2 WLS: S BF: 4 ERA: 0.00	IP: 0.2 WLS: S BF: 4 ERA: 0.00	IP: 0.2 WLS: S BF: 4 ERA: 0.00	IP: 0.2 WLS: S BF: 4 ERA: 0.00	IP: 0.2 WLS: S BF: 4 ERA: 0.00	IP: 0.2 WLS: S BF: 4 ERA: 0.00

Toronto Blue Jays @ Texas Rangers
Rangers Ballpark in Arlington, Arlington, TX
Wed Apr 07 2010, 8:08 PM - 11:03 PM EDT
Att: 22,890 - Clear - 67 F


AB	33
R	4
H	5
RBI	3
BB	3
SO	9
LOB	10



Batter	1	2	3	4	5	6	7	8	9	AB	R	H	RBI	BB	SO	LOB	TOP	
18 Mike McCoy, R OBP: 0.400, SLG: 0.400										5	0	2	1	0	1	2		
19 José Bautista, R OBP: 0.333, SLG: 0.182										4	0	1	0	1	1	1		
26 Adam Lind, L OBP: 0.429, SLG: 0.583										5	0	1	0	0	2	3		
10 Vernon Wells, R OBP: 0.692, SLG: 1.800										3	1	1	1	1	1	2		
35 Lyle Overbay, L OBP: 0.231, SLG: 0.273										4	1	1	0	0	1	3		
12 Edwin Encarnación, R OBP: 0.231, SLG: 0.111										2	0	1	1	1	0	2		
11 Alex Gonzalez, R OBP: 0.308, SLG: 0.615										4	1	2	0	0	1	1		
8 José Molina, R										3	0	0	0	0	3	2		
14 John Buck, R OBP: 0.250										0	0	0	0	1	0	0		
45 Travis Snider, L OBP: 0.231, SLG: 0.182										4	0	0	0	0	3	4		
Inning Stats	R: 0 E: 0 K: 0 S: 6	H: 1 LOB: 0 BB: 0 P: 10	R: 0 E: 0 K: 1 S: 5	H: 0 LOB: 1 BB: 1 P: 13	R: 0 E: 0 K: 1 S: 8	H: 0 LOB: 1 BB: 1 P: 15	R: 0 E: 0 K: 2 S: 15	H: 2 LOB: 2 BB: 0 P: 17	R: 0 E: 0 K: 2 S: 10	H: 0 LOB: 0 BB: 0 P: 13	R: 3 E: 0 K: 1 S: 18	H: 4 LOB: 3 BB: 2 P: 37	1B: 5 2B: 2 3B: 1 HR: 1	SF: 1 SAC: 0 DP: 1 HBP: 0	WP: 0 PB: 0 SB: 0 CS: 0	PA: 39		
PITCHER	IP WLS BF H R ER SO BB IBB HBP BLK WP HR S P ERA WHIP																	
36 C.J. Wilson, L ERA: 6.75	7.0		5	0	0	9	2	0	0	0	0	0	0	63	98	0.00	1.000	
30 Nettall Feliz, R ERA: 16.2	1.0	H	3	0	0	3	0	0	0	0	0	0	0	10	13	0.00	0.000	
50 Frank Francisco, R ERA: 16.2	0.2	L	7	4	3	3	1	0	0	0	0	0	0	1	14	26	40.50	7.500
56 Darren O'Day, R ERA: 5.4	0.0		1	0	0	0	0	0	0	0	0	0	0	2	6	∞	∞	
28 Darren Oliver, L ERA: 5.4	0.1		1	0	0	0	0	0	0	0	0	0	0	2	5	0.00	0.000	

Toronto Blue Jays @ Texas Rangers
Rangers Ballpark in Arlington, Arlington, TX
Thu Apr 08 2010, 2:08 PM - 4:52 PM EDT
Att: 14,707 - Sunny - 62 F


AB	34
R	3
H	9
RBI	3
BB	4
SO	13
LOB	20



Batter	1	2	3	4	5	6	7	8	9	AB	R	H	RBI	BB	SO	LOB	BOTTOM			
20 Julio Borbon, L OBP: 0.250, SLG: 0.200										4	0	0	0	0	1	0				
10 Michael Young, R OBP: 0.250, SLG: 0.200										3	0	0	0	1	1	0				
25 Ryan Garko, R OBP: 0.333, SLG: 0.286										3	0	0	0	0	0	1				
19 Chris Davis, L OBP: 0.333, SLG: 0.286										4	0	3	0	0	1	1				
27 Vladimir Guerrero, R OBP: 0.667, SLG: 0.909										3	0	1	0	1	1	1				
17 Nelson Cruz, R OBP: 0.500, SLG: 1.200										3	1	1	0	0	1	3				
7 David Murphy, L OBP: 0.250, SLG: 0.500										1	0	0	0	0	1	1				
14 Joaquin Arias, R										4	0	0	0	0	2	4				
2 Taylor Teagarden, R										2	0	0	0	0	2					
3 Andrés Blanco, S										3	0	0	0	0	1	1				
32 Josh Hamilton, L OBP: 0.100, SLG: 0.100										3	0	0	0	0	1	1				
Inning Stats	R: 0 E: 0 K: 0 S: 7	H: 0 LOB: 0 BB: 0 P: 11	R: 0 E: 0 K: 1 S: 15	H: 2 LOB: 2 BB: 0 P: 21	R: 0 E: 0 K: 0 S: 7	H: 0 LOB: 0 BB: 0 P: 11	R: 0 E: 0 K: 1 S: 13	H: 1 LOB: 1 BB: 1 P: 17	R: 0 E: 0 K: 0 S: 7	H: 1 LOB: 2 BB: 1 P: 13	R: 1 E: 0 K: 2 S: 13	H: 1 LOB: 1 BB: 1 P: 22	R: 0 E: 0 K: 3 S: 10	H: 0 LOB: 1 BB: 1 P: 16	R: 0 E: 0 K: 2 S: 8	H: 0 LOB: 1 BB: 1 P: 16	1B: 3 2B: 2 3B: 0 HR: 0	SF: 0 SAC: 0 DP: 0 HBP: 0	WP: 5 PB: 0 SB: 0 CS: 0	PA: 35
PITCHER	IP WLS BF H R ER SO BB IBB HBP BLK WP HR S P ERA WHIP																			
24 Ricky Romero, L ERA: 1.29	7.0		5	1	1	4	2	0	0	0	0	0	0	66	103	0.00	1.000			
44 Casey Janssen, R ERA: 7.71	1.0	W	4	0	0	3	1	0	0	0	0	0	0	10	16	0.00	1.000			
54 Jason Frasor, R ERA: 7.71	1.0	S	4	0	0	2	1	0	0	0	0	0	0	8	16	0.00	1.000			

Toronto Blue Jays @ Texas Rangers
Rangers Ballpark in Arlington, Arlington, TX
Thu Apr 08 2010, 2:08 PM - 4:52 PM EDT
Att: 14,707 - Sunny - 62 F

AB	31
R	1
H	5
RBI	0
BB	4
SO	9
LOB	15



Batter	1	2	3	4	5	6	7	8	9	AB	R	H	RBI	BB	SO	LOB	TOP			
19 José Bautista, R OBP: 0.350, SLG: 0.333										4	2	2	1	0	0	0	Toronto Blue Jays @ Baltimore Orioles Oriole Park at Camden Yards, Baltimore, MD Fri Apr 09 2010, 3:08 PM - 6:01 PM EDT Att: 48,891 - Partly Cloudy - 55 F			
11 Alex Gonzalez, R OBP: 0.276, SLG: 0.667										5	1	1	1	0	2	2				
26 Adam Lind, L OBP: 0.444, SLG: 0.533										3	1	1	1	1	1	0				
10 Vernon Wells, R OBP: 0.588, SLG: 1.357										4	1	1	0	0	1	1				
35 Lyle Overbay, L OBP: 0.176, SLG: 0.214										3	0	0	1	0	0	1				
14 John Buck, R OBP: 0.357, SLG: 0.500										4	0	2	2	0	2	0				
12 Edwin Encarnación, R OBP: 0.235, SLG: 0.063										3	1	0	0	1	1	2				
45 Travis Snider, L OBP: 0.353, SLG: 0.357										3	1	2	1	1	0	1				
6 John McDonald, R (1, 4)										3	0	0	0	0	1	3				
Inning Stats	R: 3 H: 3 E: 0 K: 1 S: 21	H: 3 LOB: 1 BB: 1 P: 32	R: 0 H: 1 E: 0 K: 0 S: 4	H: 1 LOB: 0 BB: 0 P: 4	R: 1 H: 1 E: 0 K: 0 S: 6	H: 1 LOB: 0 BB: 0 P: 11	R: 0 H: 1 E: 0 K: 1 S: 8	H: 1 LOB: 1 BB: 0 P: 13	R: 1 H: 2 E: 0 K: 0 S: 9	H: 0 LOB: 1 BB: 1 P: 19	R: 0 H: 0 E: 0 K: 2 S: 10	H: 0 LOB: 0 BB: 0 P: 12	R: 0 H: 0 E: 0 K: 2 S: 7	H: 0 LOB: 0 BB: 0 P: 12	R: 2 H: 1 E: 0 K: 1 S: 12	H: 1 LOB: 0 BB: 1 P: 22		1B: 4 2B: 4 3B: 0 HR: 1	SF: 2 SAC: 1 DP: 1 HBP: 0	WP: 1 PB: 0 SB: 0 CS: 0
PITCHER	IP WLS BF H R ER SO BB IBB HBP BLK WP HR S P ERA WHIP	IP WLS BF H R ER SO BB IBB HBP BLK WP HR S P ERA WHIP	IP WLS BF H R ER SO BB IBB HBP BLK WP HR S P ERA WHIP	IP WLS BF H R ER SO BB IBB HBP BLK WP HR S P ERA WHIP	IP WLS BF H R ER SO BB IBB HBP BLK WP HR S P ERA WHIP	IP WLS BF H R ER SO BB IBB HBP BLK WP HR S P ERA WHIP	IP WLS BF H R ER SO BB IBB HBP BLK WP HR S P ERA WHIP	IP WLS BF H R ER SO BB IBB HBP BLK WP HR S P ERA WHIP	IP WLS BF H R ER SO BB IBB HBP BLK WP HR S P ERA WHIP	IP WLS BF H R ER SO BB IBB HBP BLK WP HR S P ERA WHIP	IP WLS BF H R ER SO BB IBB HBP BLK WP HR S P ERA WHIP	IP WLS BF H R ER SO BB IBB HBP BLK WP HR S P ERA WHIP	IP WLS BF H R ER SO BB IBB HBP BLK WP HR S P ERA WHIP	IP WLS BF H R ER SO BB IBB HBP BLK WP HR S P ERA WHIP	IP WLS BF H R ER SO BB IBB HBP BLK WP HR S P ERA WHIP	IP WLS BF H R ER SO BB IBB HBP BLK WP HR S P ERA WHIP	IP WLS BF H R ER SO BB IBB HBP BLK WP HR S P ERA WHIP			

Batter	1	2	3	4	5	6	7	8	9	AB	R	H	RBI	BB	SO	LOB	BOTTOM			
1 Brian Roberts, S OBP: 0.250, SLG: 0.214										0	1	0	0	1	0	0	Toronto Blue Jays @ Baltimore Orioles Oriole Park at Camden Yards, Baltimore, MD Fri Apr 09 2010, 3:08 PM - 6:01 PM EDT Att: 48,891 - Partly Cloudy - 55 F			
2 Julio Lugo, R (2, 4)										4	1	0	0	0	2	0				
10 Adam Jones, R OBP: 0.474, SLG: 0.444										4	1	0	0	0	2	0				
21 Nick Markakis, L OBP: 0.474, SLG: 0.385										3	2	1	0	2	1	0				
9 Miguel Tejada, R OBP: 0.316, SLG: 0.412										5	1	3	4	0	1	0				
30 Luke Scott, L OBP: 0.250, SLG: 0.429										4	0	0	0	0	2	4				
32 Matt Wieters, S OBP: 0.500, SLG: 0.643										2	0	0	0	2	0	0				
18 Felix Pie, L OBP: 0.250, SLG: 0.500										2	0	0	1	2	0	1				
15 Craig Tatum, R (9, 2)										4	0	2	0	0	0	4				
14 Nolan Reimold, R OBP: 0.333, SLG: 0.500										4	0	1	1	0	0	3				
25 Garrett Atkins, R OBP: 0.375, SLG: 0.563																				
3 Cesar Izturis, S OBP: 0.364, SLG: 0.300																				
Inning Stats	R: 3 H: 1 E: 0 K: 1 S: 17	H: 1 LOB: 2 BB: 4 P: 35	R: 0 H: 0 E: 0 K: 2 S: 10	H: 0 LOB: 0 BB: 0 P: 12	R: 0 H: 0 E: 0 K: 1 S: 7	H: 0 LOB: 0 BB: 0 P: 11	R: 0 H: 1 E: 0 K: 1 S: 9	H: 1 LOB: 2 BB: 1 P: 14	R: 2 H: 2 E: 0 K: 0 S: 7	H: 2 LOB: 0 BB: 0 P: 12	R: 0 H: 1 E: 0 K: 0 S: 19	H: 1 LOB: 2 BB: 1 P: 28	R: 0 H: 1 E: 0 K: 0 S: 8	H: 1 LOB: 2 BB: 1 P: 15	R: 0 H: 0 E: 0 K: 2 S: 12	H: 0 LOB: 0 BB: 0 P: 17	1B: 5 2B: 1 3B: 0 HR: 1	SF: 0 SAC: 0 DP: 2 HBP: 1	WP: 0 PB: 0 SB: 1 CS: 0	PA: 40
PITCHER	IP WLS BF H R ER SO BB IBB HBP BLK WP HR S P ERA WHIP	IP WLS BF H R ER SO BB IBB HBP BLK WP HR S P ERA WHIP	IP WLS BF H R ER SO BB IBB HBP BLK WP HR S P ERA WHIP	IP WLS BF H R ER SO BB IBB HBP BLK WP HR S P ERA WHIP	IP WLS BF H R ER SO BB IBB HBP BLK WP HR S P ERA WHIP	IP WLS BF H R ER SO BB IBB HBP BLK WP HR S P ERA WHIP	IP WLS BF H R ER SO BB IBB HBP BLK WP HR S P ERA WHIP	IP WLS BF H R ER SO BB IBB HBP BLK WP HR S P ERA WHIP	IP WLS BF H R ER SO BB IBB HBP BLK WP HR S P ERA WHIP	IP WLS BF H R ER SO BB IBB HBP BLK WP HR S P ERA WHIP	IP WLS BF H R ER SO BB IBB HBP BLK WP HR S P ERA WHIP	IP WLS BF H R ER SO BB IBB HBP BLK WP HR S P ERA WHIP	IP WLS BF H R ER SO BB IBB HBP BLK WP HR S P ERA WHIP	IP WLS BF H R ER SO BB IBB HBP BLK WP HR S P ERA WHIP	IP WLS BF H R ER SO BB IBB HBP BLK WP HR S P ERA WHIP	IP WLS BF H R ER SO BB IBB HBP BLK WP HR S P ERA WHIP	IP WLS BF H R ER SO BB IBB HBP BLK WP HR S P ERA WHIP			

livebaseballscorecards.com

AB 32
R 7
H 9
RBI 7
BB 3
SO 8
LOB 10


livebaseballscorecards.com

AB 32
R 6
H 7
RBI 6
BB 7
SO 8
LOB 16

Batter	1	2	3	4	5	6	7	8	9	AB	R	H	RBI	BB	SO	LOB	TOP			
18 Mike McCoy, R OBP: 0.300, SLG: 0.222	B1-3		F9	F8		FC6-4			26 BB	4	1	0	0	1	0	6	Toronto Blue Jays @ Baltimore Orioles Oriole Park at Camden Yards, Baltimore, MD Sat Apr 10 2010, 7:07 PM - 9:31 PM EDT Att: 21,148 - Clear - 52 F			
19 José Bautista, R OBP: 0.320, SLG: 0.263	K		26 CS BB		P5		P6		P2	4	0	0	0	1	1					
26 Adam Lind, L OBP: 0.435, SLG: 0.600	2B		K		P4		G5-3		2B	5	0	2	1	0	1	2				
10 Vernon Wells, R OBP: 0.545, SLG: 1.118	BB		K		P3		F8		2B	3	0	0	0	2	1	0				
35 Lyle Overbay, L OBP: 0.182, SLG: 0.211	P2		K2-3		K				F7	5	0	1	0	0	2	4				
12 Edwin Encarnación, R OBP: 0.286, SLG: 0.250	P3		11 2B 8 HBP		1B				G5-4-3	4	2	2	0	0	0	1				
11 Alex Gonzalez, R OBP: 0.318, SLG: 0.727	F9		8 HBP		2B				F7	4	0	2	0	0	0	1				
45 Travis Snider, L OBP: 0.381, SLG: 0.313	G3		8 HBP		IBB				G3-1	2	0	0	0	2	0	1				
8 José Molina, R OBP: 0.429, SLG: 0.500			18 F9 2B		1-2 2-3 3-H HBP				G6-3	3	0	2	2	0	0	0				
Inning Stats	R: 0 E: 0 K: 1 S: 11	H: 1 LOB: 2 BB: 1 P: 19	R: 0 E: 0 K: 0 S: 5	H: 0 LOB: 0 BB: 0 P: 7	R: 0 E: 0 K: 1 S: 10	H: 1 LOB: 2 BB: 1 P: 18	R: 1 E: 0 K: 1 S: 10	H: 2 LOB: 3 BB: 1 P: 20	R: 0 E: 0 K: 0 S: 6	H: 0 LOB: 0 BB: 0 P: 10	R: 1 E: 0 K: 1 S: 10	H: 2 LOB: 2 BB: 1 P: 20	R: 0 E: 0 K: 0 S: 6	H: 2 LOB: 1 BB: 0 P: 7	R: 1 E: 0 K: 0 S: 10	H: 1 LOB: 2 BB: 2 P: 20	1B: 3 2B: 7 3B: 0 HR: 0	SF: 0 SAC: 0 DP: 2 HBP: 1	WP: 0 PB: 0 SB: 0 CS: 1	PA: 41
PITCHER	IP WLS BF H R ER SO BB IBB HBP BLK WP HR S P ERA WHIP	IP WLS BF H R ER SO BB IBB HBP BLK WP HR S P ERA WHIP	IP WLS BF H R ER SO BB IBB HBP BLK WP HR S P ERA WHIP	IP WLS BF H R ER SO BB IBB HBP BLK WP HR S P ERA WHIP	IP WLS BF H R ER SO BB IBB HBP BLK WP HR S P ERA WHIP	IP WLS BF H R ER SO BB IBB HBP BLK WP HR S P ERA WHIP	IP WLS BF H R ER SO BB IBB HBP BLK WP HR S P ERA WHIP	IP WLS BF H R ER SO BB IBB HBP BLK WP HR S P ERA WHIP	IP WLS BF H R ER SO BB IBB HBP BLK WP HR S P ERA WHIP	IP WLS BF H R ER SO BB IBB HBP BLK WP HR S P ERA WHIP	IP WLS BF H R ER SO BB IBB HBP BLK WP HR S P ERA WHIP	IP WLS BF H R ER SO BB IBB HBP BLK WP HR S P ERA WHIP	IP WLS BF H R ER SO BB IBB HBP BLK WP HR S P ERA WHIP	IP WLS BF H R ER SO BB IBB HBP BLK WP HR S P ERA WHIP	IP WLS BF H R ER SO BB IBB HBP BLK WP HR S P ERA WHIP	IP WLS BF H R ER SO BB IBB HBP BLK WP HR S P ERA WHIP	IP WLS BF H R ER SO BB IBB HBP BLK WP HR S P ERA WHIP			
29 David Hernandez, R ERA: 3.0	6.0	L	28	6	2	2	5	2	2	1	0	0	0	0	0	0	3.00	1.333		
49 Jason Berken, R ERA: 3.39	2.2	H	10	2	1	1	0	1	0	0	0	0	0	0	0	0	3.38	1.125		
13 Will Ohman, L ERA:	0.1	S	3	1	0	0	0	0	1	0	0	0	0	0	0	0	0.00	3.000		

Batter	1	2	3	4	5	6	7	8	9	AB	R	H	RBI	BB	SO	LOB	BOTTOM	
2 Julio Lugo, R OBP: 0.250, SLG: 0.182	G5-4-3 1B		G1-3		BB				G1-6-3 1B	3	0	2	0	1	0	1	Toronto Blue Jays @ Baltimore Orioles Oriole Park at Camden Yards, Baltimore, MD Sat Apr 10 2010, 7:07 PM - 9:31 PM EDT Att: 21,148 - Clear - 52 F	
10 Adam Jones, R OBP: 0.217, SLG: 0.364	F7		G3-1		F9				G1-6-3	4	0	0	0	0	0	3		
21 Nick Markakis, L OBP: 0.478, SLG: 0.333	G5-4-3		32 F9 9 1B BB		G5-3				25 1B BB	2	0	0	0	2	0	1		
9 Miguel Tejada, R OBP: 0.304, SLG: 0.381		G1-3		32 F8 1B		G6-3			P6	4	0	1	0	0	0	1		
25 Garrett Atkins, R OBP: 0.350, SLG: 0.500		G6-3		F9		K			1B	4	0	1	0	0	1	2		
32 Matt Wieters, S OBP: 0.450, SLG: 0.556		14 2B 1B		F8		G4-3			K	4	0	1	0	0	1	4		
14 Nolan Reimold, R OBP: 0.313, SLG: 0.500		1-3 2B		K		F9			P6	4	0	1	0	0	1	4		
23 Ty Wigginton, R		G5-3				F9				3	0	0	0	0	0	2		
3 Cesar Izturis, S OBP: 0.357, SLG: 0.250			2 CS HBP		G6-3				L3	2	0	0	0	0	0	0		
Inning Stats	R: 0 E: 0 K: 0 S: 6	H: 1 LOB: 0 BB: 0 P: 10	R: 0 E: 0 K: 0 S: 8	H: 2 LOB: 2 BB: 0 P: 14	R: 0 E: 0 K: 1 S: 18	H: 1 LOB: 2 BB: 1 P: 25	R: 0 E: 0 K: 1 S: 6	H: 0 LOB: 0 BB: 0 P: 8	R: 0 E: 0 K: 0 S: 4	H: 0 LOB: 0 BB: 0 P: 6	R: 0 E: 0 K: 0 S: 6	H: 1 LOB: 0 BB: 0 P: 8	R: 0 E: 0 K: 1 S: 13	H: 1 LOB: 2 BB: 1 P: 20	1B: 5 2B: 1 3B: 0 HR: 0	SF: 0 SAC: 0 DP: 2 HBP: 1	WP: 0 PB: 0 SB: 0 CS: 1	PA: 34
PITCHER	IP WLS BF H R ER SO BB IBB HBP BLK WP HR S P ERA WHIP	IP WLS BF H R ER SO BB IBB HBP BLK WP HR S P ERA WHIP	IP WLS BF H R ER SO BB IBB HBP BLK WP HR S P ERA WHIP	IP WLS BF H R ER SO BB IBB HBP BLK WP HR S P ERA WHIP	IP WLS BF H R ER SO BB IBB HBP BLK WP HR S P ERA WHIP	IP WLS BF H R ER SO BB IBB HBP BLK WP HR S P ERA WHIP	IP WLS BF H R ER SO BB IBB HBP BLK WP HR S P ERA WHIP	IP WLS BF H R ER SO BB IBB HBP BLK WP HR S P ERA WHIP	IP WLS BF H R ER SO BB IBB HBP BLK WP HR S P ERA WHIP	IP WLS BF H R ER SO BB IBB HBP BLK WP HR S P ERA WHIP	IP WLS BF H R ER SO BB IBB HBP BLK WP HR S P ERA WHIP	IP WLS BF H R ER SO BB IBB HBP BLK WP HR S P ERA WHIP	IP WLS BF H R ER SO BB IBB HBP BLK WP HR S P ERA WHIP	IP WLS BF H R ER SO BB IBB HBP BLK WP HR S P ERA WHIP	IP WLS BF H R ER SO BB IBB HBP BLK WP HR S P ERA WHIP	IP WLS BF H R ER SO BB IBB HBP BLK WP HR S P ERA WHIP		
30 Dana Eveland, L ERA:	7.1	W	28	5	0	0	0	2	0	0	0	0	0	0	0	0	0.00	0.955
37 Scott Downs, L ERA:	0.2	H	1	0	0	0	0	0	0	0	2	2	0	0	0	0	0.00	0.000
54 Jason Frasor, R ERA: 5.4	1.0	S	5	1	0	0	1	1	0	0	0	13	20	0	0	0	0.00	2.000

AB 34
R 3
H 9
RBI 3
BB 6
SO 5
LOB 16



AB 30
R 0
H 6
RBI 0
BB 3
SO 3
LOB 18



Batter	1	2	3	4	5	6	7	8	9	AB R H RBI BB SO LOB	TOP											
19 José Bautista, R OBP: 0.300, SLG: 0.375										5 1 1 2 0 1 3	Toronto Blue Jays @ Baltimore Orioles Oriole Park at Camden Yards, Baltimore, MD Sun Apr 11 2010, 1:38 PM - 3:59 PM EDT Att: 22,499 - Sunny - 64 F											
11 Alex Gonzalez, R OBP: 0.346, SLG: 0.923										4 2 2 2 0 0 1												
26 Adam Lind, L OBP: 0.407, SLG: 0.522										3 0 0 0 1 0 1												
10 Vernon Wells, R OBP: 0.500, SLG: 0.950										3 0 0 0 1 2 0												
35 Lyle Overbay, L OBP: 0.154, SLG: 0.174										4 0 0 0 0 1 2												
14 John Buck, R OBP: 0.276, SLG: 0.375										4 0 0 0 0 0 0												
12 Edwin Encarnación, R OBP: 0.280, SLG: 0.490										4 1 1 1 0 2 0												
45 Travis Snider, L OBP: 0.320, SLG: 0.250										4 0 0 0 0 1 0												
6 John McDonald, R OBP: 0.429, SLG: 0.571										4 1 3 0 0 0 0												
Inning Stats	R: 0 E: 0 K: 0 S: 6	H: 0 LOB: 0 BB: 0 P: 11	R: 0 E: 0 K: 2 S: 8	H: 0 LOB: 0 BB: 0 P: 14	R: 0 E: 0 K: 1 S: 10	H: 1 LOB: 1 BB: 0 P: 12	R: 1 E: 0 K: 1 S: 6	H: 1 LOB: 0 BB: 0 P: 7	R: 0 E: 0 K: 1 S: 6	H: 0 LOB: 0 BB: 0 P: 9		R: 0 E: 0 K: 0 S: 6	H: 1 LOB: 1 BB: 0 P: 8	R: 0 E: 0 K: 0 S: 4	H: 0 LOB: 0 BB: 0 P: 9	R: 3 E: 1 K: 1 S: 25	H: 2 LOB: 2 BB: 0 P: 43	R: 1 E: 0 K: 1 S: 10	H: 2 LOB: 1 BB: 0 P: 18	1B: 2 2B: 1 3B: 0 HR: 4	SF: 0 SAC: 0 DP: 0 HBP: 0	WP: 0 PB: 0 SB: 0 CS: 0
PITCHER	IP WLS BF H R ER SO BB IBB HBP BLK WP HR S P ERA WHIP											PITCHER	IP WLS BF H R ER SO BB IBB HBP BLK WP HR S P ERA WHIP									
34 Kevin Millwood, R ERA: 2.13	7.2 L 29 5 4 1 6 0 0 0 0 0 0 3 63 95 1.17 0.652																					
37 Matt Albers, R ERA: 2.45	0.1 3 0 0 0 0 2 0 0 0 0 0 0 8 18 0.00 6.000																					
26 Cla Meredith, R ERA: 9.0	1.0 5 2 1 1 1 0 0 0 0 0 0 1 10 18 9.00 2.000																					

AB	35
R	5
H	7
RBI	5
BB	2
SO	7
LOB	7



Batter	1	2	3	4	5	6	7	8	9	AB R H RBI BB SO LOB	BOTTOM											
18 Felix Pie, L OBP: 0.250, SLG: 0.375										4 0 1 0 0 1 1	Toronto Blue Jays @ Baltimore Orioles Oriole Park at Camden Yards, Baltimore, MD Sun Apr 11 2010, 1:38 PM - 3:59 PM EDT Att: 22,499 - Sunny - 64 F											
10 Adam Jones, R OBP: 0.259, SLG: 0.462										4 1 2 0 0 0 1												
21 Nick Markakis, L OBP: 0.444, SLG: 0.278										3 1 0 0 1 2 2												
9 Miguel Tejada, R OBP: 0.296, SLG: 0.400										4 0 1 1 0 0 1												
30 Luke Scott, L OBP: 0.250, SLG: 0.389										4 0 1 1 0 0 2												
32 Matt Wieters, S OBP: 0.458, SLG: 0.545										4 0 2 0 0 1 1												
23 Ty Wigington, R OBP: 0.125, SLG: 0.125										4 0 1 0 0 1 3												
2 Julio Lugo, R OBP: 0.200, SLG: 0.143										3 0 0 0 0 1 3												
14 Nolan Reimold, R OBP: 0.234, SLG: 0.467										1 0 0 0 0 1 0												
3 Cesar Izturis, S OBP: 0.353, SLG: 0.267										3 0 1 0 0 1 0												
Inning Stats	R: 2 E: 1 K: 0 S: 12	H: 2 LOB: 1 BB: 1 P: 22	R: 0 E: 0 K: 0 S: 10	H: 2 LOB: 1 BB: 0 P: 16	R: 0 E: 0 K: 1 S: 13	H: 1 LOB: 1 BB: 0 P: 22	R: 0 E: 0 K: 2 S: 9	H: 0 LOB: 0 BB: 0 P: 11	R: 0 E: 0 K: 1 S: 10	H: 1 LOB: 1 BB: 0 P: 15	R: 0 E: 0 K: 1 S: 9	H: 2 LOB: 2 BB: 0 P: 13	R: 0 E: 0 K: 1 S: 8	H: 0 LOB: 0 BB: 0 P: 9	R: 0 E: 0 K: 1 S: 8	H: 0 LOB: 0 BB: 0 P: 13	R: 0 E: 0 K: 1 S: 6	H: 1 LOB: 0 BB: 0 P: 9	1B: 7 2B: 1 3B: 1 HR: 0	SF: 0 SAC: 0 DP: 2 HBP: 0	WP: 0 PB: 0 SB: 0 CS: 0	PA: 35
PITCHER	IP WLS BF H R ER SO BB IBB HBP BLK WP HR S P ERA WHIP											PITCHER	IP WLS BF H R ER SO BB IBB HBP BLK WP HR S P ERA WHIP									
28 Shaun Marcum, R ERA: 3.46	6.0 W 26 8 2 2 5 1 0 0 0 0 0 0 8 9 3.00 1.500																					
44 Casey Janssen, R ERA: 3.0	1.0 W 3 0 0 0 1 0 0 0 0 0 0 0 8 9 0.00 0.000																					
37 Scott Downs, L ERA: 3.0	1.0 H 3 0 0 0 1 0 0 0 0 0 0 0 8 13 0.00 0.000																					
63 Kevin Gregg, R ERA: 3.0	1.0 S 3 1 0 0 1 0 0 0 0 0 0 0 6 9 0.00 1.000																					

AB	34
R	2
H	9
RBI	2
BB	1
SO	8
LOB	14



Batter	1	2	3	4	5	6	7	8	9	AB	R	H	RBI	BB	SO	LOB	TOP			
11 Omar Vizquel, S OBP: 0.111, SLG: 0.111	G5-3			K		K		G6-3		4	0	0	0	0	2	0				
15 Gordon Beckham, R OBP: 0.314, SLG: 0.355	K			G1-3				P6		4	0	0	0	0	2	0				
20 Carlos Quentin, R OBP: 0.444, SLG: 0.444	K			14 WP BB				F8		3	0	0	0	1	2	0				
14 Paul Konerko, R OBP: 0.371, SLG: 0.556		G4-3		K				25 FC6-4 BB		3	0	0	0	1	1	1				
25 Andrew Jones, R OBP: 0.421, SLG: 0.667	K			K				FC6-4		3	0	0	0	0	2	1				
12 A.J. Pierzynski, L OBP: 0.233, SLG: 0.214	K			K						2	1	0	0	0	2	0				
51 Alex Rios, R OBP: 0.324, SLG: 0.516				G6-3		G6-3		51 HR HBP		3	1	1	2	0	0	0				
10 Alexei Ramirez, R OBP: 0.138, SLG: 0.172				K		G5-3		HR		3	0	0	0	0	1	0				
23 Mark Teahen, L OBP: 0.346, SLG: 0.476				K		K2-3		G4-3		2	0	0	0	0	2	0				
5 Jayson Nix, R				K						1	0	0	0	0	0	0				
Inning Stats	R: 0 E: 0 K: 2 S: 10	H: 0 LOB: 0 BB: 0 P: 12	R: 0 E: 0 K: 2 S: 8	H: 0 LOB: 0 BB: 0 P: 10	R: 0 E: 0 K: 2 S: 7	H: 0 LOB: 0 BB: 0 P: 12	R: 0 E: 0 K: 2 S: 13	H: 0 LOB: 1 BB: 1 P: 21	R: 0 E: 0 K: 2 S: 9	H: 0 LOB: 0 BB: 0 P: 13	R: 0 E: 0 K: 0 S: 4	H: 0 LOB: 1 BB: 1 P: 11	R: 2 E: 0 K: 0 S: 7	H: 1 LOB: 0 BB: 0 P: 11	R: 0 E: 0 K: 2 S: 9	H: 0 LOB: 0 BB: 0 P: 12	1B: 0 2B: 0 3B: 0 HR: 1	SF: 0 SAC: 0 DP: 0 HBP: 1	WP: 1 PB: 0 SB: 0 CS: 0	PA: 31
PITCHER	IP WLS BF H R ER SO BB IBB HBP BLK WP HR S P ERA WHIP																			
24 Ricky Romero, L ERA: 1.8	8.0 W 28 1 2 2 12 2 0 1 0 1 1 65 101 2.25 0.375																			
63 Kevin Gregg, R ERA:	1.0 S 3 0 0 0 2 0 0 0 0 0 0 0 9 12 0.00 0.000																			

Chicago White Sox @ Toronto Blue Jays
Rogers Centre, Toronto, ON
Tue Apr 13 2010, 7:08 PM - 9:19 PM EDT
Att. 12,167 - Roof Closed - 68 F

livebaseballscorecards.com

AB 28
R 2
H 1
RBI 2
BB 2
SO 14
LOB 2



Batter	1	2	3	4	5	6	7	8	9	AB	R	H	RBI	BB	SO	LOB	BOTTOM			
19 José Bautista, R OBP: 0.325, SLG: 0.323	F9		G5-3			K				3	0	0	0	1	1	0				
11 Alex Gonzalez, R OBP: 0.381, SLG: 0.794	G5-3		10 2B		G5-3			F9		4	1	1	0	0	0	2				
26 Adam Lind, L OBP: 0.432, SLG: 0.531	1B		K			35 FC3-6 1B		L3		4	0	2	0	0	1	1				
10 Vernon Wells, R OBP: 0.457, SLG: 0.931	P4		35 1B 2B		F8			F8		4	1	2	1	0	0	2				
35 Lyle Overbay, L OBP: 0.200, SLG: 0.167	F8		14 2B 12 2B		FC3-6 14 2B 12 2B			P5		4	1	1	1	0	0	2				
14 John Buck, R OBP: 0.333, SLG: 0.560	12 FC5-4 1B		P6			12 2B 2B		K		4	1	2	0	0	1	2				
12 Edwin Encarnación, R OBP: 0.294, SLG: 0.446	FC5-4 45 BB							F8		4	0	2	2	0	0	1				
45 Travis Snider, L OBP: 0.265, SLG: 0.179			P5		K			P6		3	0	0	0	1	1	2				
18 Mike McCoy, R OBP: 0.214, SLG: 0.154	K		P4					L8		4	0	0	0	0	2	3				
Inning Stats	R: 0 E: 0 K: 0 S: 14	H: 1 LOB: 1 BB: 0 P: 20	R: 0 E: 0 K: 1 S: 13	H: 1 LOB: 2 BB: 1 P: 25	R: 2 E: 0 K: 1 S: 14	H: 3 LOB: 1 BB: 0 P: 19	R: 0 E: 0 K: 0 S: 12	H: 1 LOB: 2 BB: 1 P: 20	R: 2 E: 0 K: 2 S: 11	H: 3 LOB: 1 BB: 0 P: 16	R: 0 E: 0 K: 1 S: 7	H: 0 LOB: 0 BB: 0 P: 14	R: 0 E: 0 K: 0 S: 6	H: 0 LOB: 0 BB: 0 P: 8	R: 0 E: 0 K: 0 S: 6	H: 0 LOB: 0 BB: 0 P: 8	1B: 6 2B: 4 3B: 0 HR: 0	SF: 0 SAC: 0 DP: 0 HBP: 0	WP: 0 PB: 0 SB: 1 CS: 0	PA: 36
PITCHER	IP WLS BF H R ER SO BB IBB HBP BLK WP HR S P ERA WHIP																			
34 Gavin Floyd, R ERA: 4.5	6.0 L 29 9 4 4 4 5 2 0 0 0 0 0 0 13 22 6.00 1.833																			
71 Scott Linebrink, R ERA: 2.08	2.0 7 1 0 0 1 0 0 0 0 0 0 0 0 13 22 0.00 0.500																			

Chicago White Sox @ Toronto Blue Jays
Rogers Centre, Toronto, ON
Tue Apr 13 2010, 7:08 PM - 9:19 PM EDT
Att. 12,167 - Roof Closed - 68 F

livebaseballscorecards.com

AB 34
R 4
H 10
RBI 4
BB 2
SO 6
LOB 15



Batter	1	2	3	4	5	6	7	8	9	AB	R	H	RBI	BB	SO	LOB	TOP			
1 Juan Pierre, L (1,7) OBP: 0.243, SLG: 0.176	F7		G4-3														5 2 2 0 0 0 3			
15 Gordon Beckham, R (1,4) OBP: 0.350, SLG: 0.400	K																4 2 2 2 0 1 2			
20 Carlos Quentin, R (1,10) OBP: 0.439, SLG: 0.563	P5		P3														5 2 2 6 0 0 1			
25 Andrew Jones, R (1,9) OBP: 0.458, SLG: 0.850		HR															5 1 3 1 0 1 0			
7 Mark Kotsay, L (1,3) OBP: 0.238, SLG: 0.316	F8																5 0 0 0 0 0 2			
51 Alex Rios, R (1,8) OBP: 0.308, SLG: 0.472	K																5 1 1 0 0 1 1			
12 A.J. Pierzynski, L (1,2) 55 Donny Lucy, R (9,PH) OBP: 0.667, SLG: 1.000	K																3 0 2 1 1 1 0 1 0 1 0 0 0 0			
11 Omar Vizquel, S (1,6) OBP: 0.143, SLG: 0.077	F7		F9														4 0 0 0 1 0 4			
23 Mark Teahen, L (1,5) 5 Jayson Nix, R (7,PH) OBP: 0.333, SLG: 0.333																	1 3 1 0 2 0 0 2 0 1 0 0 0 2			
Inning Stats	R: 0 E: 0 K: 1 S: 7	H: 0 LOB: 0 BB: 0 P: 13	R: 1 E: 0 K: 2 S: 11	H: 1 LOB: 0 BB: 0 P: 16	R: 1 E: 0 K: 0 S: 10	H: 2 LOB: 1 BB: 0 P: 16	R: 1 E: 0 K: 0 S: 11	H: 2 LOB: 1 BB: 0 P: 20	R: 4 E: 0 K: 0 S: 26	H: 3 LOB: 2 BB: 2 P: 46	R: 4 E: 0 K: 0 S: 15	H: 4 LOB: 0 BB: 1 P: 28	R: 0 E: 0 K: 1 S: 10	H: 2 LOB: 2 BB: 0 P: 13	R: 0 E: 0 K: 0 S: 8	H: 1 LOB: 1 BB: 1 P: 15	1B: 9 2B: 4 3B: 0 HR: 2	SF: 0 SAC: 0 DP: 2 HBP: 1	WP: 0 PB: 0 SB: 1 CS: 0	PA: 45
PITCHER	IP WLS BF H R ER SO BB IBB HBP BLK WP HR S P ERA WHIP																			
23 Brandon Morrow, R (1,1) ERA: 12.0	4.0 L 22 8 7 3 3 1 0 1 0 0 2 51 87 15.75 2.250																			
47 Merkin Valdez, R (5,1) ERA: 27.0	1.0 7 2 3 3 0 2 0 0 0 0 0 21 39 27.00 4.000																			
49 Jeremy Accardo, R (6,1) ERA: 4.5	2.0 9 4 1 1 0 0 0 0 0 0 0 18 26 4.50 2.000																			
57 Shawn Camp, R (8,1) ERA:	1.0 3 0 0 0 1 0 0 0 0 0 0 7 8 0.00 0.000																			
44 Casey Janssen, R (9,1) ERA: 2.25	1.0 4 1 0 0 0 1 0 0 0 0 0 8 15 0.00 2.000																			

Chicago White Sox @ Toronto Blue Jays
Rogers Centre, Toronto, ON
Wed Apr 14 2010, 7:09 PM - 9:54 PM EDT
Att: 10,610 - Roof Closed - 68 F

livebaseballscorecards.com

AB 40
R 11
H 15
RBI 10
BB 4
SO 4
LOB 15



Batter	1	2	3	4	5	6	7	8	9	AB	R	H	RBI	BB	SO	LOB	BOTTOM			
19 José Bautista, R (1,9) OBP: 0.341, SLG: 0.324			G1-3														3 0 1 1 1 1 0			
11 Alex Gonzalez, R (1,6) OBP: 0.325, SLG: 0.711	BB																4 0 0 0 0 2 2			
18 Mike McCoy, R (9,6) OBP: 0.214, SLG: 0.154	K																0 0 0 0 0 0 0			
26 Adam Lind, L (1,7) OBP: 0.415, SLG: 0.486	K																3 0 0 0 1 1 1			
10 Vernon Wells, R (1,8) OBP: 0.447, SLG: 0.871	F7																2 0 0 0 1 0 2			
7 Jeremy Reed, L (6,PR) (7,9)																	1 0 0 0 0 0 0			
35 Lyle Overbay, L (1,3) OBP: 0.179, SLG: 0.147																	4 0 0 0 0 1 3			
14 John Buck, R (1,2) OBP: 0.300, SLG: 0.500																	3 0 0 0 0 1 2			
12 Edwin Encarnación, R (1,5) OBP: 0.270, SLG: 0.406																	3 0 0 0 0 1 0			
21 Randy Ruiz, R (1,10) OBP: 0.250, SLG: 0.250																	3 1 1 0 0 1 0			
6 John McDonald, R (1,4) OBP: 0.214, SLG: 0.286																	3 0 0 0 0 0 1			
Inning Stats	R: 0 E: 0 K: 2 S: 10	H: 0 LOB: 1 BB: 1 P: 18	R: 0 E: 0 K: 1 S: 6	H: 0 LOB: 0 BB: 0 P: 7	R: 0 E: 0 K: 1 S: 6	H: 0 LOB: 0 BB: 0 P: 10	R: 0 E: 1 K: 1 S: 14	H: 0 LOB: 2 BB: 1 P: 21	R: 1 E: 0 K: 0 S: 12	H: 2 LOB: 1 BB: 0 P: 18	R: 0 E: 0 K: 0 S: 6	H: 0 LOB: 1 BB: 1 P: 13	R: 0 E: 0 K: 1 S: 11	H: 0 LOB: 0 BB: 0 P: 16	R: 0 E: 0 K: 2 S: 8	H: 0 LOB: 0 BB: 0 P: 11	1B: 2 2B: 0 3B: 0 HR: 0	SF: 0 SAC: 0 DP: 1 HBP: 0	WP: 0 PB: 0 SB: 1 CS: 0	PA: 32
PITCHER	IP WLS BF H R ER SO BB IBB HBP BLK WP HR S P ERA WHIP																			
50 John Danks, L (1,1) ERA: 1.38	7.0 W 26 2 1 1 6 3 0 0 0 0 0 65 103 0.00 0.714																			
57 Ramon Pena, R (8,1) ERA: 1.99	2.0 6 0 0 0 2 0 0 0 0 0 0 13 20 0.00 0.000																			

Chicago White Sox @ Toronto Blue Jays
Rogers Centre, Toronto, ON
Wed Apr 14 2010, 7:09 PM - 9:54 PM EDT
Att: 10,610 - Roof Closed - 68 F

livebaseballscorecards.com

AB 29
R 1
H 2
RBI 1
BB 3
SO 8
LOB 11



Batter	1	2	3	4	5	6	7	8	9	AB	R	H	RBI	BB	SO	LOB	TOP								
2 Erick Aybar, S OBP: 0.391, SLG: 0.300										5	0	2	1	0	1	1									
53 Bobby Abreu, L OBP: 0.280, SLG: 0.438										5	1	1	1	0	2	2									
48 Torii Hunter, R OBP: 0.435, SLG: 0.538										4	1	2	1	0	0	1									
55 Hideki Matsui, L 77 Reggie Willits, S (8, PR)										3	0	1	0	1	1	1									
8 Kendrys Morales, S OBP: 0.279, SLG: 0.524										4	1	1	1	0	1	3									
20 Juan Rivera, R OBP: 0.250, SLG: 0.450										4	1	1	1	0	1	1									
13 Maicer Izturis, S OBP: 0.318, SLG: 0.278										4	0	1	2	0	0	1									
47 Howie Kendrick, R OBP: 0.350, SLG: 0.361										4	0	1	0	0	0	1									
5 Jeff Mathis, R OBP: 0.367, SLG: 0.481										3	2	1	0	1	1	1									
Inning Stats	R: 0 E: 0 K: 1 S: 9	H: 0 LOB: 0 BB: 0 P: 13	R: 0 E: 0 K: 1 S: 9	H: 1 LOB: 1 BB: 0 P: 15	R: 1 E: 0 K: 1 S: 12	H: 1 LOB: 1 BB: 1 P: 20	R: 1 E: 0 K: 1 S: 9	H: 1 LOB: 0 BB: 0 P: 15	R: 2 E: 0 K: 0 S: 12	H: 3 LOB: 1 BB: 0 P: 22	R: 0 E: 0 K: 1 S: 6	H: 0 LOB: 0 BB: 0 P: 8	R: 0 E: 0 K: 1 S: 10	H: 1 LOB: 0 BB: 0 P: 12	R: 3 E: 0 K: 1 S: 20	H: 3 LOB: 1 BB: 1 P: 29	R: 0 E: 0 K: 0 S: 6	H: 1 LOB: 0 BB: 0 P: 9	1B: 7 2B: 3 3B: 0 HR: 1	SF: 0 SAC: 0 DP: 1 HBP: 0	WP: 1 PB: 0 SB: 3 CS: 1	PA: 38			
PITCHER	IP	WLS	BF	H	R	ER	SO	BB	IBB	HBP	BLK	WP	HR	S	P	ERA	WHIP								
28 Shaun Marcum, R ERA: 4.05	7.0	L	28	7	4	4	6	1	0	0	0	0	1	67	105	5.14	1.143								
49 Jeremy Accardo, R ERA: 9.0	1.0		7	3	3	3	1	1	0	0	0	1	0	20	29	27.00	4.000								
37 Scott Downs, L ERA:	1.0		3	1	0	0	0	0	0	0	0	0	0	6	9	0.00	1.000								

Los Angeles Angels @ Toronto Blue Jays
Rogers Centre, Toronto, ON
Fri Apr 16 2010, 7:10 PM - 9:56 PM EDT
Att: 14,779 - Roof Closed - 68 F

AB 36
R 7
H 11
RBI 7
BB 2
SO 7
LOB 12



Batter	1	2	3	4	5	6	7	8	9	AB	R	H	RBI	BB	SO	LOB	BOTTOM								
19 José Bautista, R OBP: 0.358, SLG: 0.300										4	0	0	0	0	2	2									
11 Alex Gonzalez, R OBP: 0.367, SLG: 0.723										4	1	1	1	0	0	1									
26 Adam Lind, L OBP: 0.400, SLG: 0.545										4	1	2	2	0	1	0									
10 Vernon Wells, R OBP: 0.489, SLG: 0.897										4	1	3	1	0	0	0									
35 Lyle Overbay, L OBP: 0.146, SLG: 0.116										4	0	0	0	0	2	3									
14 John Buck, R OBP: 0.237, SLG: 0.400										4	0	0	0	0	2	1									
21 Randy Ruiz, R OBP: 0.250, SLG: 0.625										4	1	1	1	0	0	0									
45 Travis Snider, L OBP: 0.286, SLG: 0.265										3	1	0	0	1	1	0									
6 John McDonald, R OBP: 0.235, SLG: 0.294										3	0	1	0	0	1	1									
Inning Stats	R: 0 E: 0 K: 2 S: 9	H: 0 LOB: 0 BB: 0 P: 14	R: 1 E: 0 K: 2 S: 10	H: 1 LOB: 0 BB: 0 P: 13	R: 0 E: 0 K: 2 S: 9	H: 0 LOB: 0 BB: 0 P: 16	R: 0 E: 0 K: 0 S: 9	H: 0 LOB: 0 BB: 0 P: 14	R: 0 E: 0 K: 1 S: 7	H: 0 LOB: 0 BB: 0 P: 10	R: 0 E: 0 K: 1 S: 10	H: 1 LOB: 1 BB: 0 P: 14	R: 0 E: 0 K: 0 S: 12	H: 2 LOB: 1 BB: 0 P: 20	R: 4 E: 0 K: 1 S: 17	H: 4 LOB: 1 BB: 1 P: 29	R: 0 E: 0 K: 0 S: 5	H: 0 LOB: 0 BB: 0 P: 9	1B: 5 2B: 0 3B: 0 HR: 3	SF: 0 SAC: 0 DP: 0 HBP: 0	WP: 0 PB: 0 SB: 1 CS: 0	PA: 35			
PITCHER	IP	WLS	BF	H	R	ER	SO	BB	IBB	HBP	BLK	WP	HR	S	P	ERA	WHIP								
36 Jered Weaver, R ERA: 2.84	7.0	W	25	5	2	2	8	2	2	0	0	0	1	103	10	2.57	0.714								
52 Jason Bulger, R ERA: 11.57	0.2		5	2	3	3	0	1	0	0	0	0	1	10	19	40.50	4.500								
40 Kevin Jepsen, R ERA: 1.69	0.1	H	2	1	0	0	1	0	0	0	0	0	0	5	8	0.00	3.000								
56 Fernando Rodney, R ERA: 7.2	1.0	S	3	0	0	0	0	0	0	0	0	0	0	5	9	0.00	0.000								

Los Angeles Angels @ Toronto Blue Jays
Rogers Centre, Toronto, ON
Fri Apr 16 2010, 7:10 PM - 9:56 PM EDT
Att: 14,779 - Roof Closed - 68 F


AB 34
R 5
H 8
RBI 5
BB 1
SO 9
LOB 8



Batter	1	2	3	4	5	6	7	8	9	AB	R	H	RBI	BB	SO	LOB	TOP					
2 Erick Aybar, S OBP: 0.392, SLG: 0.318										4	1	1	0	1	2	2						
47 Howie Kendrick, R OBP: 0.376, SLG: 0.463										5	2	3	3	0	1	1						
48 Tori Hunter, R OBP: 0.412, SLG: 0.523										5	1	1	0	0	1	3						
55 Hideki Matsui, L OBP: 0.392, SLG: 0.578										4	0	1	1	0	1	1						
8 Kendrys Morales, S OBP: 0.277, SLG: 0.489										3	0	0	0	1	0	1						
20 Juan Rivera, R OBP: 0.273, SLG: 0.523										4	1	2	2	0	0	0						
44 Mike Napoli, R OBP: 0.235, SLG: 0.133										3	0	0	0	1	0	0						
3 Brandon Wood, R OBP: 0.114, SLG: 0.088										4	0	0	0	0	1	3						
77 Reggie Willits, S OBP: 0.500, SLG: 0.500										4	1	2	0	0	0	0						
Inning Stats	R: 2 E: 0 K: 0 S: 11	H: 1 LOB: 0 BB: 1 P: 20	R: 1 E: 0 K: 1 S: 11	H: 1 LOB: 0 BB: 0 P: 18	R: 1 E: 0 K: 2 S: 15	H: 2 LOB: 1 BB: 0 P: 24	R: 0 E: 0 K: 0 S: 11	H: 0 LOB: 0 BB: 0 P: 15	R: 0 E: 0 K: 0 S: 7	H: 1 LOB: 1 BB: 0 P: 11	R: 0 E: 0 K: 0 S: 7	H: 0 LOB: 0 BB: 0 P: 8	R: 0 E: 0 K: 1 S: 10	H: 1 LOB: 1 BB: 0 P: 14	R: 1 E: 0 K: 2 S: 15	H: 2 LOB: 2 BB: 2 P: 28	R: 1 E: 0 K: 0 S: 11	H: 2 LOB: 0 BB: 0 P: 13	1B: 4 2B: 4 3B: 0 HR: 2	SF: 0 SAC: 0 DP: 1 HBP: 0	WP: 0 PB: 0 SB: 1 CS: 0	PA: 39
PITCHER	IP WLS BF H R ER SO BB IBB HBP BLK WP HR S P ERA WHIP	5.0 L 21 5 4 4 3 1 0 0 0 0 2 55 88 7.20 1.200	6.1 2.0 7 1 0 0 1 0 0 0 0 0 17 22 0.00 0.500	8.1 1.0 7 2 1 1 2 1 1 0 0 0 15 28 9.00 3.000	9.1 1.0 4 2 1 1 0 0 0 0 0 0 11 13 9.00 2.000	PITCHER										IP WLS BF H R ER SO BB IBB HBP BLK WP HR S P ERA WHIP	5.0 L 21 5 4 4 3 1 0 0 0 0 2 55 88 7.20 1.200					

Los Angeles Angels @ Toronto Blue Jays
Rogers Centre, Toronto, ON
Sat Apr 17 2010, 1:08 PM - 3:47 PM EDT
Att: 17,187 - Roof Closed - 68 F

AB 36
R 6
H 10
RBI 6
BB 3
SO 6
LOB 11



Batter	1	2	3	4	5	6	7	8	9	AB	R	H	RBI	BB	SO	LOB	BOTTOM					
18 Mike McCoy, R OBP: 0.273, SLG: 0.333										4	1	1	0	0	0	0						
11 Alex Gonzalez, R OBP: 0.358, SLG: 0.706										4	0	1	0	0	0	1						
26 Adam Lind, L OBP: 0.407, SLG: 0.532										3	0	1	0	1	0	1						
10 Vernon Wells, R OBP: 0.471, SLG: 0.860										4	1	1	0	0	0	1						
35 Lyle Overbay, L OBP: 0.154, SLG: 0.149										4	0	1	1	0	1	0						
19 José Bautista, R OBP: 0.351, SLG: 0.318										4	0	1	0	0	0	1						
21 Randy Ruiz, R OBP: 0.167, SLG: 0.417										4	0	0	0	0	2	2						
8 José Molina, R OBP: 0.300, SLG: 0.333										3	0	0	0	0	0	1						
15 Fred Lewis, L										1	0	0	0	0	1	1						
6 John McDonald, R OBP: 0.250, SLG: 0.350										3	1	1	0	0	0	0						
Inning Stats	R: 0 E: 0 K: 0 S: 5	H: 0 LOB: 0 BB: 0 P: 9	R: 0 E: 0 K: 1 S: 6	H: 0 LOB: 0 BB: 0 P: 8	R: 2 E: 2 K: 0 S: 17	H: 1 LOB: 1 BB: 0 P: 27	R: 0 E: 0 K: 0 S: 10	H: 0 LOB: 0 BB: 0 P: 13	R: 0 E: 0 K: 1 S: 8	H: 0 LOB: 0 BB: 0 P: 10	R: 0 E: 0 K: 0 S: 8	H: 1 LOB: 1 BB: 1 P: 16	R: 0 E: 0 K: 0 S: 10	H: 1 LOB: 1 BB: 0 P: 12	R: 0 E: 0 K: 0 S: 9	H: 2 LOB: 2 BB: 0 P: 12	R: 1 E: 0 K: 2 S: 12	H: 2 LOB: 1 BB: 0 P: 18	1B: 2 2B: 5 3B: 0 HR: 0	SF: 0 SAC: 0 DP: 0 HBP: 0	WP: 0 PB: 0 SB: 1 CS: 0	PA: 35
PITCHER	IP WLS BF H R ER SO BB IBB HBP BLK WP HR S P ERA WHIP	8.0 W 30 5 2 0 2 1 0 0 0 0 4 73 107 0.00 0.750	9.1 0.0 2 2 1 1 0 0 0 0 0 0 4 8 - -	9.1 1.0 S 3 0 0 0 2 0 0 0 0 0 8 10 0.00 0.000	PITCHER										IP WLS BF H R ER SO BB IBB HBP BLK WP HR S P ERA WHIP	8.0 W 30 5 2 0 2 1 0 0 0 0 4 73 107 0.00 0.750						

Los Angeles Angels @ Toronto Blue Jays
Rogers Centre, Toronto, ON
Sat Apr 17 2010, 1:08 PM - 3:47 PM EDT
Att: 17,187 - Roof Closed - 68 F

AB 34
R 3
H 7
RBI 1
BB 1
SO 4
LOB 8



Batter	1	2	3	4	5	6	7	8	9	AB	R	H	RBI	BB	SO	LOB	TOP					
9 David DeJesus, L OBP: 0.351, SLG: 0.491										3	0	1	1	1	0	1	Kansas City Royals @ Toronto Blue Jays Rogers Centre, Toronto, ON Mon Apr 19 20:10, 7:09 PM - 9:50 PM EDT Att: 10,314 - Roof Closed - 68 F					
13 Alberto Callaspo, S OBP: 0.250, SLG: 0.462										4	0	0	0	0	1	3						
16 Billy Butler, R OBP: 0.333, SLG: 0.412										4	0	0	0	0	0	3						
6 Jose Guillen, R OBP: 0.411, SLG: 0.736											4	0	2	0	0	1		0				
24 Rick Ankiel, L OBP: 0.308, SLG: 0.511											4	0	0	0	0	3		2				
3 Brayan Peña, S OBP: 0.250, SLG: 0.462											3	0	0	0	0	1		1				
4 Alex Gordon, L OBP: 0.375, SLG: 0.167										2	1	0	0	1	1	0		AB 30 R 1 H 5 RBI 1 BB 2 SO 9 LOB 12				
12 Mitch Maier, L OBP: 0.250, SLG: 0.200										3	0	1	0	0	1	1						
3 Yuniesky Betancourt, R OBP: 0.347, SLG: 0.468										3	0	1	0	0	1	1						
Inning Stats	R: 0 E: 0 K: 0 S: 4	H: 0 LOB: 0 BB: 1 P: 9	R: 0 E: 0 K: 1 S: 8	H: 0 LOB: 0 BB: 0 P: 11	R: 0 E: 0 K: 2 S: 8	H: 0 LOB: 0 BB: 0 P: 10	R: 0 E: 0 K: 0 S: 10	H: 0 LOB: 0 BB: 0 P: 16	R: 0 E: 0 K: 3 S: 12	H: 0 LOB: 0 BB: 0 P: 14	R: 1 E: 0 K: 1 S: 17	H: 2 LOB: 2 BB: 1 P: 24	R: 0 E: 0 K: 1 S: 5	H: 1 LOB: 1 BB: 0 P: 6	R: 0 E: 0 K: 1 S: 9	H: 1 LOB: 1 BB: 0 P: 15		R: 0 E: 0 K: 0 S: 10	H: 1 LOB: 1 BB: 0 P: 13	1B: 4 2B: 1 3B: 0 HR: 0	SF: 0 SAC: 0 DP: 2 HBP: 0	WP: 1 PB: 0 SB: 0 CS: 0
PITCHER	IP WLS BF H R ER SO BB IBB HBP BLK WP HR S P ERA WHIP	7.0 W 24 3 1 1 8 2 0 0 0 1 0 64 90 1.29 0.714	1.0 4 1 0 0 1 0 0 0 0 0 0 9 15 0.00 1.000	1.0 4 1 0 0 0 0 0 0 0 0 10 13 0.00 1.000											IP WLS BF H R ER SO BB IBB HBP BLK WP HR S P ERA WHIP							


Batter	1	2	3	4	5	6	7	8	9	AB	R	H	RBI	BB	SO	LOB	BOTTOM			
15 Fred Lewis, L OBP: 0.200, SLG: 0.222										4	0	0	0	1	2	3	Kansas City Royals @ Toronto Blue Jays Rogers Centre, Toronto, ON Mon Apr 19 20:10, 7:09 PM - 9:50 PM EDT Att: 10,314 - Roof Closed - 68 F			
11 Alex Gonzalez, R OBP: 0.323, SLG: 0.633										5	0	1	1	0	1	2				
26 Adam Lind, L OBP: 0.397, SLG: 0.545										4	0	0	0	1	1	2				
10 Vernon Wells, R OBP: 0.433, SLG: 0.765										4	1	1	0	1	2	4				
35 Lyle Overbay, L OBP: 0.203, SLG: 0.192										2	2	2	0	2	0	0				
19 José Bautista, R OBP: 0.369, SLG: 0.471										4	2	2	5	1	0	5				
45 Travis Snider, L OBP: 0.280, SLG: 0.333										5	1	2	1	0	1	4				
8 José Molina, R OBP: 0.214, SLG: 0.231										4	0	0	0	0	1	3				
18 Mike McCoy, R OBP: 0.346, SLG: 0.440										4	2	3	0	0	0	0				
Inning Stats	R: 0 E: 0 K: 0 S: 5	H: 1 LOB: 2 BB: 1 P: 6	R: 1 E: 1 K: 3 S: 22	H: 1 LOB: 3 BB: 1 P: 35	R: 1 E: 0 K: 0 S: 7	H: 1 LOB: 0 BB: 0 P: 11	R: 3 E: 0 K: 1 S: 10	H: 2 LOB: 0 BB: 1 P: 18	R: 1 E: 0 K: 1 S: 11	H: 2 LOB: 2 BB: 1 P: 17	R: 2 E: 0 K: 1 S: 18	H: 3 LOB: 1 BB: 1 P: 34	R: 0 E: 0 K: 1 S: 11	H: 1 LOB: 2 BB: 1 P: 20	R: 0 E: 0 K: 1 S: 11	H: 1 LOB: 1 BB: 1 P: 20		1B: 4 2B: 4 3B: 0 HR: 3	SF: 0 SAC: 0 DP: 0 HBP: 0	WP: 2 PB: 0 SB: 2 CS: 0
PITCHER	IP WLS BF H R ER SO BB IBB HBP BLK WP HR S P ERA WHIP	5.1 L 29 7 6 6 6 4 0 0 0 2 2 62 10.12 2.062	1.0 7 3 2 2 0 1 0 0 0 0 1 14 28 18.00 4.000	0.2 2 0 0 0 1 0 0 0 0 0 8 12 0.00 0.000	1.0 5 1 0 0 1 1 0 0 0 0 0 11 20 0.00 2.000											IP WLS BF H R ER SO BB IBB HBP BLK WP HR S P ERA WHIP				



Batter	1	2	3	4	5	6	7	8	9	AB	R	H	RBI	BB	SO	LOB	TOP							
9 David DeJesus, L (1.9) OBP: 0.323, SLG: 0.448	G3-1	K		G4-3			K		G4-3	5	0	0	0	0	2	3	Kansas City Royals @ Toronto Blue Jays Rogers Centre, Toronto, ON Tue Apr 20 2010, 7:09 PM - 9:38 PM EDT Att: 10,565 - Roof Closed - 68 F							
8 Willie Bloomquist, R (1.5) OBP: 0.250, SLG: 0.263	G6-4-3 1B		E5 13 2B		G5-4-3 1B		BB		G4-3 1B	4	1	3	0	1	0	0								
16 Billy Butler, R (1.3) OBP: 0.304, SLG: 0.393	G6-4-3		F7		G5-4-3		1B		K	5	0	1	0	0	1	4								
6 Jose Guillen, R (1.10) OBP: 0.400, SLG: 0.702		G3-1 24 18 1B	K		F8		G5-3			4	1	1	0	0	1	3								
13 Alberto Callaspo, S (1.4) OBP: 0.328, SLG: 0.491		G3-1 18 12 SF8	2B				BB		K	3	1	2	1	1	1	0								
24 Rick Ankiel, L (1.8) OBP: 0.304, SLG: 0.480	G3-1		BB		G4-3		G3-1		G3-1	3	0	0	0	1	0	3								
18 Jason Kendall, R (1.2) OBP: 0.396, SLG: 0.420		F8		F8		F9		1B		4	0	2	1	0	0	3								
12 Mitch Maier, L (1.7) OBP: 0.188, SLG: 0.154	SF8			K2-3		F8		F8		3	0	0	1	0	1	2								
3 Yuniesky Betancourt, R (1.6) OBP: 0.358, SLG: 0.471							P6		G5-3	4	0	2	0	0	0	0								
Inning Stats	R: 0 E: 0 K: 0 S: 7	H: 1 LOB: 0 BB: 0 P: 14	R: 2 E: 0 K: 1 S: 13	H: 4 LOB: 2 BB: 0 P: 19	R: 1 E: 1 K: 1 S: 16	H: 1 LOB: 2 BB: 1 P: 29	R: 0 E: 0 K: 1 S: 9	H: 1 LOB: 0 BB: 0 P: 16	R: 0 E: 0 K: 0 S: 6	H: 0 LOB: 0 BB: 0 P: 13	R: 0 E: 0 K: 1 S: 7	H: 1 LOB: 2 BB: 1 P: 14	R: 0 E: 0 K: 1 S: 10	H: 1 LOB: 1 BB: 0 P: 15	R: 0 E: 0 K: 1 S: 8	H: 1 LOB: 1 BB: 0 P: 12		1B: 10 2B: 1 3B: 0 HR: 0	SF: 1 SAC: 0 DP: 2 HBP: 0	WP: 1 PB: 0 SB: 0 CS: 1	PA: 39			
PITCHER	IP WLS BF H R ER SO BB IBB HBP BLK WP HR S P ERA WHIP	IP WLS BF H R ER SO BB IBB HBP BLK WP HR S P ERA WHIP	IP WLS BF H R ER SO BB IBB HBP BLK WP HR S P ERA WHIP	IP WLS BF H R ER SO BB IBB HBP BLK WP HR S P ERA WHIP	IP WLS BF H R ER SO BB IBB HBP BLK WP HR S P ERA WHIP	IP WLS BF H R ER SO BB IBB HBP BLK WP HR S P ERA WHIP	IP WLS BF H R ER SO BB IBB HBP BLK WP HR S P ERA WHIP	IP WLS BF H R ER SO BB IBB HBP BLK WP HR S P ERA WHIP	IP WLS BF H R ER SO BB IBB HBP BLK WP HR S P ERA WHIP	IP WLS BF H R ER SO BB IBB HBP BLK WP HR S P ERA WHIP	IP WLS BF H R ER SO BB IBB HBP BLK WP HR S P ERA WHIP	IP WLS BF H R ER SO BB IBB HBP BLK WP HR S P ERA WHIP	IP WLS BF H R ER SO BB IBB HBP BLK WP HR S P ERA WHIP	IP WLS BF H R ER SO BB IBB HBP BLK WP HR S P ERA WHIP	IP WLS BF H R ER SO BB IBB HBP BLK WP HR S P ERA WHIP	IP WLS BF H R ER SO BB IBB HBP BLK WP HR S P ERA WHIP		IP WLS BF H R ER SO BB IBB HBP BLK WP HR S P ERA WHIP						
30 Dana Eveland, L (1.1) ERA: 1.93	5.1	W	24	8	3	2	3	2	0	0	0	0	0	0	0	0		0	0	0	52	94	3.38	1.875
57 Shawn Camp, R (6.1) ERA: 0.9	1.2	W	7	1	0	0	1	1	0	0	0	0	0	0	12	22		0.00	1.200					
54 Jason Frasor, R (8.1) ERA: 4.91	1.0	H	4	1	0	0	1	0	0	0	0	0	0	0	10	15	0.00	1.000						
63 Kevin Gregg, R (9.1) ERA: 1.42	1.0	S	4	1	0	0	1	0	0	0	0	0	1	0	8	12	0.00	1.000						
Batter	1	2	3	4	5	6	7	8	9	AB	R	H	RBI	BB	SO	LOB	BOTTOM							
15 Fred Lewis, L (1.7) OBP: 0.214, SLG: 0.308	G6-4-3 11 F8 26 SF8 2B		K			L9		G5-2-3		4	1	1	0	0	1	3	Kansas City Royals @ Toronto Blue Jays Rogers Centre, Toronto, ON Tue Apr 20 2010, 7:09 PM - 9:38 PM EDT Att: 10,565 - Roof Closed - 68 F							
11 Alex Gonzalez, R (1.6) OBP: 0.303, SLG: 0.594	F8		F7		G5-3		K			4	0	0	0	0	1	1								
26 Adam Lind, L (1.10) OBP: 0.373, SLG: 0.517	SF8			K		G3		F8		3	0	0	1	0	1	0								
10 Vernon Wells, R (1.8) OBP: 0.453, SLG: 0.855	G4-3			HR						4	2	3	1	0	0	0								
35 Lyle Overbay, L (1.3) OBP: 0.222, SLG: 0.218		G6-4-3 19 BB		K						3	1	1	0	1	1	1								
19 José Bautista, R (1.5) OBP: 0.388, SLG: 0.463	G6-4-3		G6-3							3	0	1	1	0	0	1								
14 John Buck, R (1.2) OBP: 0.250, SLG: 0.375					F9					2	0	1	1	1	0	0								
45 Travis Snider, L (1.9) OBP: 0.283, SLG: 0.333					G4-3					3	0	1	0	0	0	1								
18 Mike McCoy, R (1.4) OBP: 0.310, SLG: 0.393					F9					3	0	0	0	0	2	3								
Inning Stats	R: 1 E: 0 K: 0 S: 7	H: 1 LOB: 0 BB: 0 P: 9	R: 0 E: 0 K: 0 S: 8	H: 0 LOB: 2 BB: 2 P: 18	R: 0 E: 0 K: 2 S: 7	H: 0 LOB: 0 BB: 0 P: 12	R: 1 E: 0 K: 2 S: 11	H: 1 LOB: 0 BB: 0 P: 16	R: 0 E: 0 K: 0 S: 9	H: 0 LOB: 0 BB: 0 P: 14	R: 0 E: 0 K: 0 S: 5	H: 0 LOB: 0 BB: 0 P: 5	R: 2 E: 0 K: 1 S: 15	H: 5 LOB: 2 BB: 0 P: 22	R: 0 E: 0 K: 1 S: 8	H: 1 LOB: 1 BB: 0 P: 13		1B: 3 2B: 4 3B: 0 HR: 1	SF: 1 SAC: 0 DP: 2 HBP: 0	WP: 0 PB: 0 SB: 0 CS: 0	PA: 32			
PITCHER	IP WLS BF H R ER SO BB IBB HBP BLK WP HR S P ERA WHIP	IP WLS BF H R ER SO BB IBB HBP BLK WP HR S P ERA WHIP	IP WLS BF H R ER SO BB IBB HBP BLK WP HR S P ERA WHIP	IP WLS BF H R ER SO BB IBB HBP BLK WP HR S P ERA WHIP	IP WLS BF H R ER SO BB IBB HBP BLK WP HR S P ERA WHIP	IP WLS BF H R ER SO BB IBB HBP BLK WP HR S P ERA WHIP	IP WLS BF H R ER SO BB IBB HBP BLK WP HR S P ERA WHIP	IP WLS BF H R ER SO BB IBB HBP BLK WP HR S P ERA WHIP	IP WLS BF H R ER SO BB IBB HBP BLK WP HR S P ERA WHIP	IP WLS BF H R ER SO BB IBB HBP BLK WP HR S P ERA WHIP	IP WLS BF H R ER SO BB IBB HBP BLK WP HR S P ERA WHIP	IP WLS BF H R ER SO BB IBB HBP BLK WP HR S P ERA WHIP	IP WLS BF H R ER SO BB IBB HBP BLK WP HR S P ERA WHIP	IP WLS BF H R ER SO BB IBB HBP BLK WP HR S P ERA WHIP	IP WLS BF H R ER SO BB IBB HBP BLK WP HR S P ERA WHIP	IP WLS BF H R ER SO BB IBB HBP BLK WP HR S P ERA WHIP								
34 Kyle Davies, R (1.1) ERA: 4.82	6.0	L	25	6	4	4	4	2	0	0	0	0	0	0	0	0		0	0	0	55	86	6.00	1.333
65 Josh Rupe, R (7.1) ERA: 0.00	1.2		6	2	0	0	2	0	0	0	0	0	0	0	14	22		0.00	1.200					
31 Dusty Hughes, L (8.1) ERA: 9.0	0.1		1	0	0	0	0	0	0	0	0	0	0	0	1	1	0.00	0.000						


Batter	1	2	3	4	5	6	7	8	9	10	AB	R	H	RBI	BB	SO	LOB	TOP		
9 David DeJesus, L OBP: 0.303, SLG: 0.419	G3		G4-3		K			B4-3			4	0	0	0	0	1	0	Kansas City Royals @ Toronto Blue Jays Rogers Centre, Toronto, ON Wed Apr 21 2010, 12:40 PM - 3:18 PM EDT Att. 15,577 - Sunny - 57 F		
22 Scott Podsednik, L OBP: 0.526, SLG: 0.469	16 2B 6 HR 1B		G4-3			16 CS BB		K			3	1	1	0	1	1	0			
16 Billy Butler, R OBP: 0.333, SLG: 0.417	6 HR 2B							G6-3			4	1	2	0	0	1	1			
6 Jose Guillen, R OBP: 0.406, SLG: 0.738	2-H 3-H HR		G5-3					G5-3			4	1	2	3	0	0	1			
13 Alberto Callaspo, S OBP: 0.323, SLG: 0.475	F7							24 PO 1B			4	0	1	0	0	0	1			
24 Rick Ankiel, L OBP: 0.283, SLG: 0.444	K										4	0	0	0	0	2	0			
18 Jason Kendall, R OBP: 0.396, SLG: 0.407	G6-3		G4-3								4	0	1	0	0	0	0			
4 Alex Gordon, L OBP: 0.333, SLG: 0.500	K										4	1	1	1	0	2	1			
3 Yuniesky Betancourt, R OBP: 0.333, SLG: 0.436	G5-3										4	0	0	0	0	0	0			
Inning Stats	R: 3 E: 0 K: 1 S: 15	H: 3 LOB: 0 BB: 0 P: 25	R: 0 E: 0 K: 1 S: 9	H: 0 LOB: 0 BB: 0 P: 11	R: 0 E: 0 K: 0 S: 11	H: 1 LOB: 1 BB: 0 P: 17	R: 0 E: 0 K: 0 S: 6	H: 0 LOB: 0 BB: 0 P: 11	R: 0 E: 0 K: 2 S: 8	H: 1 LOB: 1 BB: 1 P: 16	R: 0 E: 0 K: 1 S: 8	H: 0 LOB: 0 BB: 0 P: 8	R: 0 E: 0 K: 0 S: 7	H: 1 LOB: 0 BB: 0 P: 12	R: 1 E: 0 K: 0 S: 9	H: 1 LOB: 0 BB: 0 P: 14	1B: 5 2B: 2 3B: 0 HR: 2	SF: 0 SAC: 0 DP: 1 HBP: 0	WP: 0 PB: 0 SB: 0 CS: 2	PA: 37
PITCHER	IP WLS BF H R ER SO ERA WHIP	IP WLS BF H R ER SO ERA WHIP	IP WLS BF H R ER SO ERA WHIP	IP WLS BF H R ER SO ERA WHIP	IP WLS BF H R ER SO ERA WHIP	IP WLS BF H R ER SO ERA WHIP	IP WLS BF H R ER SO ERA WHIP	IP WLS BF H R ER SO ERA WHIP	IP WLS BF H R ER SO ERA WHIP	IP WLS BF H R ER SO ERA WHIP	IP WLS BF H R ER SO ERA WHIP	IP WLS BF H R ER SO ERA WHIP	IP WLS BF H R ER SO ERA WHIP	IP WLS BF H R ER SO ERA WHIP	IP WLS BF H R ER SO ERA WHIP	IP WLS BF H R ER SO ERA WHIP	IP WLS BF H R ER SO ERA WHIP	IP WLS BF H R ER SO ERA WHIP	IP WLS BF H R ER SO ERA WHIP	
28 Shaun Marcum, R ERA: 4.0	7.0	0	26	6	3	3	6	BB: 1 IBB: 0 HBP: 0 BLK: 0	WP: 0 HR: 1 S: 65 P: 104	ERA: 3.86 WHIP: 1.000										
44 Casey Janssen, R ERA: 1.17	1.2	6	1	0	0	1	0	0	0	14	19	0.00	0.600							
37 Scott Downs, L ERA: 2.7	1.1	L	4	1	1	1	0	0	0	9	15	6.75	0.750							

AB	35
R	4
H	8
RBI	4
BB	1
SO	7
LOB	4



Batter	1	2	3	4	5	6	7	8	9	10	AB	R	H	RBI	BB	SO	LOB	BOTTOM						
15 Fred Lewis, L OBP: 0.278, SLG: 0.313	K										3	1	1	1	0	1	0	Kansas City Royals @ Toronto Blue Jays Rogers Centre, Toronto, ON Wed Apr 21 2010, 12:40 PM - 3:18 PM EDT Att. 15,577 - Sunny - 57 F						
11 Alex Gonzalez, R OBP: 0.314, SLG: 0.627	26 C4-6-3 BB										3	1	1	2	1	1	1							
26 Adam Lind, L OBP: 0.366, SLG: 0.500	G4-6-3										4	0	1	0	0	1	3							
10 Vernon Wells, R OBP: 0.426, SLG: 0.797	K										4	0	0	0	0	3	1							
35 Lyle Overbay, L OBP: 0.209, SLG: 0.203	K										4	0	0	0	0	3	1							
19 José Bautista, R OBP: 0.347, SLG: 0.431	K										4	0	0	0	0	2	1							
45 Travis Snider, L OBP: 0.263, SLG: 0.306	G1-3										4	0	0	0	0	1	0							
8 José Molina, R OBP: 0.235, SLG: 0.250	G6-3										3	0	1	0	0	0	0							
18 Mike McCoy, R OBP: 0.310, SLG: 0.393	F8										0	1	0	0	0	0	0							
14 John Buck, R OBP: 0.244, SLG: 0.366	6 SH1-3 15 1B 1B										1	0	0	0	0	0	0							
6 John McDonald, R OBP: 0.200, SLG: 0.280	F8										3	0	0	0	0	0	0							
Inning Stats	R: 0 E: 0 K: 1 S: 10	H: 0 LOB: 0 BB: 1 P: 19	R: 0 E: 0 K: 3 S: 9	H: 0 LOB: 0 BB: 0 P: 16	R: 0 E: 0 K: 0 S: 7	H: 0 LOB: 0 BB: 0 P: 10	R: 2 E: 1 K: 2 S: 13	H: 1 LOB: 1 BB: 0 P: 20	R: 0 E: 0 K: 0 S: 8	H: 0 LOB: 0 BB: 0 P: 13	R: 0 E: 0 K: 1 S: 11	H: 1 LOB: 1 BB: 0 P: 17	R: 0 E: 0 K: 1 S: 8	H: 0 LOB: 0 BB: 0 P: 14	R: 1 E: 0 K: 2 S: 14	H: 2 LOB: 2 BB: 0 P: 21	R: 0 E: 0 K: 2 S: 8	H: 0 LOB: 0 BB: 0 P: 8	R: 0 E: 0 K: 1 S: 8	H: 0 LOB: 0 BB: 0 P: 13	1B: 3 2B: 0 3B: 0 HR: 1	SF: 0 SAC: 1 DP: 1 HBP: 1	WP: 0 PB: 0 SB: 1 CS: 0	PA: 36
PITCHER	IP WLS BF H R ER SO ERA WHIP	IP WLS BF H R ER SO ERA WHIP	IP WLS BF H R ER SO ERA WHIP	IP WLS BF H R ER SO ERA WHIP	IP WLS BF H R ER SO ERA WHIP	IP WLS BF H R ER SO ERA WHIP	IP WLS BF H R ER SO ERA WHIP	IP WLS BF H R ER SO ERA WHIP	IP WLS BF H R ER SO ERA WHIP	IP WLS BF H R ER SO ERA WHIP	IP WLS BF H R ER SO ERA WHIP	IP WLS BF H R ER SO ERA WHIP	IP WLS BF H R ER SO ERA WHIP	IP WLS BF H R ER SO ERA WHIP	IP WLS BF H R ER SO ERA WHIP	IP WLS BF H R ER SO ERA WHIP	IP WLS BF H R ER SO ERA WHIP	IP WLS BF H R ER SO ERA WHIP	IP WLS BF H R ER SO ERA WHIP					
23 Zack Greinke, R ERA: 3.28	7.0	0	25	2	2	2	8	BB: 1 IBB: 0 HBP: 1 BLK: 0	WP: 0 HR: 1 S: 66 P: 109	ERA: 2.57 WHIP: 0.429														
65 Josh Rupe, R ERA: 2.08	0.1	H	2	1	1	1	0	0	0	4	7	27.00	3.000											
67 John Parrish, L ERA: 1.5	0.2	B	3	1	0	0	1	0	0	10	14	0.00	1.500											
51 Robinson Tejeda, R ERA: 10.8	1.0	W	3	0	0	0	2	0	0	8	8	0.00	0.000											
46 Joakim Soria, R ERA: 1.5	1.0	S	3	0	0	0	1	0	0	8	13	0.00	0.000											

AB	33
R	3
H	4
RBI	3
BB	1
SO	12
LOB	7



Batter	1	2	3	4	5	6	7	8	9	AB	R	H	RBI	BB	SO	LOB	TOP										
15 Fred Lewis, L (1, 7) OBP: 0.296, SLG: 0.333										4	0	0	0	0	2	4	Toronto Blue Jays @ Tampa Bay Rays Tropicana Field, St. Petersburg, FL Sat Apr 24 2010, 6:12 PM - 9:07 PM EDT Att: 23,870 - Dome - 72 F livebaseballscorecards.com										
2 Aaron Hill, R (1, 4) OBP: 0.276, SLG: 0.438										4	1	1	0	0	1	0											
26 Adam Lind, L (1, 10) OBP: 0.375, SLG: 0.536										4	1	2	2	0	1	0											
10 Vernon Wells, R (1, 8) OBP: 0.403, SLG: 0.735										4	0	0	0	0	1	1											
35 Lyle Overbay, L (1, 3) OBP: 0.250, SLG: 0.288										3	1	2	1	1	0	0											
11 Alex Gonzalez, R (1, 6) OBP: 0.304, SLG: 0.579										4	0	0	0	0	2	3											
19 José Bautista, R (1, 5) OBP: 0.358, SLG: 0.470										3	0	0	0	0	2	0											
14 John Buck, R (1, 2) OBP: 0.222, SLG: 0.306										4	0	0	0	0	1	2											
45 Travis Snider, L (1, 9) OBP: 0.262, SLG: 0.286										3	0	1	0	1	0	0											
Inning Stats	R: 0 E: 0 K: 1 S: 5	H: 0 LOB: 0 BB: 0 P: 7	R: 0 E: 0 K: 0 S: 4	H: 0 LOB: 0 BB: 0 P: 6	R: 0 E: 0 K: 3 S: 11	H: 1 LOB: 1 BB: 0 P: 16	R: 0 E: 0 K: 2 S: 8	H: 0 LOB: 0 BB: 0 P: 9	R: 1 E: 0 K: 1 S: 10	H: 1 LOB: 0 BB: 0 P: 15	R: 2 E: 0 K: 0 S: 9	H: 2 LOB: 0 BB: 0 P: 16	R: 0 E: 0 K: 2 S: 17	H: 1 LOB: 3 BB: 1 P: 29	R: 0 E: 0 K: 1 S: 8	H: 1 LOB: 2 BB: 1 P: 15	R: 0 E: 0 K: 0 S: 4	H: 0 LOB: 0 BB: 0 P: 7	1B: 3 2B: 1 3B: 0 HR: 2	SF: 0 SAC: 0 DP: 0 HBP: 1	WP: 0 PB: 0 SB: 1 CS: 0	PA: 36					
PITCHER	IP	WLS	BF	H	R	ER	SO	BB	IBB	HBP	BLK	WP	HR	S	P	ERA	WHIP										
34 Jeff Niemann, R (1, 1) ERA: 3.27	6.2		27	5	3	3	8	1	0	1	0	0	2	61	95	4.05	0.900										
36 Randy Choate, L (7, 1) ERA: 15.75	0.1		1	0	0	0	1	0	0	0	0	0	0	3	3	0.00	0.000										
31 Lance Cormier, R (8, 1) ERA: 2.0	0.2		4	1	0	0	0	0	1	0	0	0	5	10	0.00	1.500											
35 Dan Wheeler, R (8, 1) ERA: 2.84	0.1	W	1	0	0	0	1	0	0	0	0	0	3	5	0.00	0.000											
54 Mike Ekstrom, R (9, 1) ERA: 8.53	1.0		3	0	0	0	0	0	0	0	0	0	4	7	0.00	0.000											

Batter	1	2	3	4	5	6	7	8	9	AB	R	H	RBI	BB	SO	LOB	BOTTOM										
8 Jason Bartlett, R (1, 6) OBP: 0.305, SLG: 0.316										5	1	2	2	0	0	1	Toronto Blue Jays @ Tampa Bay Rays Tropicana Field, St. Petersburg, FL Sat Apr 24 2010, 6:12 PM - 9:07 PM EDT Att: 23,870 - Dome - 72 F livebaseballscorecards.com										
13 Carl Crawford, L (1, 7) OBP: 0.372, SLG: 0.536										5	0	1	0	0	1	4											
18 Ben Zobrist, S (1, 4) OBP: 0.329, SLG: 0.414 (9, 9)										4	0	2	2	0	0	2											
3 Evan Longoria, R (1, 5) OBP: 0.397, SLG: 0.522										3	1	2	0	2	0	1											
23 Carlos Pena, L (1, 3) OBP: 0.356, SLG: 0.467										4	1	0	0	1	2	6											
2 B.J. Upton, R (1, 8) OBP: 0.338, SLG: 0.492										4	1	1	1	0	0	1											
16 Willy Aybar, S (1, 10) OBP: 0.250, SLG: 0.522										4	1	1	0	0	0	1											
19 Gabe Kapler, R (1, 9) OBP: 0.345, SLG: 0.375										3	1	1	0	0	0	1											
15 Reid Brignac, L (8, PH) (9, 4)										0	1	0	1	1	0	0											
2B John Jaso, L (1, 2) OBP: 0.563, SLG: 0.818										2	2	1	3	1	0	0											
Inning Stats	R: 0 E: 0 K: 2 S: 11	H: 2 LOB: 2 BB: 0 P: 14	R: 0 E: 0 K: 0 S: 8	H: 0 LOB: 0 BB: 0 P: 12	R: 0 E: 0 K: 0 S: 7	H: 1 LOB: 1 BB: 0 P: 11	R: 0 E: 0 K: 0 S: 8	H: 0 LOB: 1 BB: 1 P: 18	R: 2 E: 0 K: 1 S: 10	H: 3 LOB: 2 BB: 1 P: 20	R: 0 E: 1 K: 0 S: 4	H: 0 LOB: 0 BB: 0 P: 9	R: 0 E: 1 K: 0 S: 11	H: 0 LOB: 1 BB: 1 P: 21	R: 7 E: 0 K: 0 S: 21	H: 5 LOB: 1 BB: 2 P: 45	1B: 8 2B: 2 3B: 0 HR: 1	SF: 0 SAC: 1 DP: 1 HBP: 1	WP: 1 PB: 0 SB: 0 CS: 0	PA: 41							
PITCHER	IP	WLS	BF	H	R	ER	SO	BB	IBB	HBP	BLK	WP	HR	S	P	ERA	WHIP										
24 Ricky Romero, L (1, 1) ERA: 1.8	7.0		30	6	2	2	3	2	1	0	0	0	1	59	105	2.57	1.143										
37 Scott Downs, L (8, 1) ERA: 6.43	0.0	L	3	2	3	3	0	1	0	0	0	0	7	16	∞	∞											
44 Casey Janssen, R (8, 1) ERA: 5.63	0.1		5	2	2	2	0	1	0	1	0	0	6	15	54.00	9.000											
49 Jeremy Accardo, R (8, 1) ERA: 7.94	0.2		3	1	2	2	0	0	0	0	0	0	8	14	27.00	1.500											

Batter	1	2	3	4	5	6	7	8	9	AB	R	H	RBI	BB	SO	LOB	TOP										
18 Mike McCoy, R OBP: 0.303, SLG: 0.355										3	0	0	0	1	1	0											
2 Aaron Hill, R OBP: 0.227, SLG: 0.350										4	0	0	0	0	1	2											
26 Adam Lind, L OBP: 0.357, SLG: 0.507										4	0	0	0	0	3	2											
10 Vernon Wells, R OBP: 0.383, SLG: 0.694										4	0	0	0	0	1	0											
19 José Bautista, R OBP: 0.357, SLG: 0.464										3	0	1	0	0	1	0											
11 Alex Gonzalez, R OBP: 0.305, SLG: 0.582										3	0	1	0	0	1	1											
21 Randy Ruiz, R OBP: 0.125, SLG: 0.313										3	0	0	0	0	1	2											
8 José Molina, R OBP: 0.250, SLG: 0.263										3	0	1	0	0	0	0											
6 John McDonald, R OBP: 0.214, SLG: 0.321										3	0	1	0	0	0	1											
Inning Stats	R: 0 E: 0 K: 2 S: 9	H: 0 LOB: 0 BB: 0 P: 13	R: 0 E: 0 K: 1 S: 10	H: 1 LOB: 1 BB: 0 P: 17	R: 0 E: 0 K: 2 S: 13	H: 1 LOB: 2 BB: 1 P: 19	R: 0 E: 0 K: 2 S: 9	H: 0 LOB: 0 BB: 0 P: 12	R: 0 E: 0 K: 1 S: 9	H: 0 LOB: 0 BB: 0 P: 12	R: 0 E: 0 K: 0 S: 6	H: 0 LOB: 1 BB: 0 P: 8	R: 0 E: 0 K: 0 S: 6	H: 1 LOB: 1 BB: 0 P: 8	R: 0 E: 0 K: 0 S: 5	H: 1 LOB: 0 BB: 0 P: 9	R: 0 E: 0 K: 1 S: 9	H: 0 LOB: 0 BB: 0 P: 10	1B: 2 2B: 2 3B: 0 HR: 0	SF: 0 SAC: 0 DP: 1 HBP: 0	WP: 0 PB: 0 SB: 0 CS: 0	PA: 31					
PITCHER	IP	WLS	BF	H	R	ER	SO	BB	IBB	HBP	BLK	WP	HR	S	P	ERA	WHIP										
14 David Price, L ERA: 2.2	9.0	W	31	4	0	0	9	1	0	0	1	0	0	76	108	0.00	0.556										

Toronto Blue Jays @ Tampa Bay Rays
Tropicana Field, St. Petersburg, FL
Sun Apr 25 2010, 1:44 PM - 4:20 PM EDT
Att: 23,250 - Dome - 72 F

AB	30
R	0
H	4
RBI	0
BB	1
SO	9
LOB	8



Batter	1	2	3	4	5	6	7	8	9	AB	R	H	RBI	BB	SO	LOB	BOTTOM										
15 Reid Brignac, L OBP: 0.333, SLG: 0.452										3	0	0	0	1	1	1											
13 Carl Crawford, L OBP: 0.378, SLG: 0.528										3	1	1	0	1	0	1											
18 Ben Zobrist, S OBP: 0.338, SLG: 0.403										2	1	0	0	2	1	1											
3 Evan Longoria, R OBP: 0.402, SLG: 0.521										4	1	2	1	0	1	1											
23 Carlos Pena, L OBP: 0.364, SLG: 0.476										3	2	1	1	1	2	1											
2 B.J. Upton, R OBP: 0.346, SLG: 0.500										3	1	1	0	1	1	2											
5 Pat Burrell, R OBP: 0.309, SLG: 0.375										2	0	0	0	0	2	2											
8 Jason Bartlett, R OBP: 0.313, SLG: 0.338										1	0	1	2	0	0	0											
28 John Jaso, L OBP: 0.600, SLG: 0.786										3	0	2	2	1	0	0											
1 Sean Rodriguez, R OBP: 0.297, SLG: 0.333										3	0	0	0	1	1	5											
Inning Stats	R: 0 E: 0 K: 1 S: 11	H: 0 LOB: 1 BB: 1 P: 18	R: 0 E: 0 K: 1 S: 10	H: 0 LOB: 1 BB: 1 P: 19	R: 0 E: 0 K: 1 S: 6	H: 0 LOB: 0 BB: 1 P: 12	R: 0 E: 0 K: 1 S: 10	H: 0 LOB: 2 BB: 2 P: 19	R: 2 E: 0 K: 3 S: 16	H: 2 LOB: 1 BB: 1 P: 25	R: 0 E: 0 K: 1 S: 10	H: 1 LOB: 1 BB: 0 P: 15	R: 0 E: 0 K: 0 S: 10	H: 1 LOB: 1 BB: 0 P: 16	R: 4 E: 0 K: 1 S: 22	H: 4 LOB: 2 BB: 2 P: 34	1B: 5 2B: 3 3B: 0 HR: 0	SF: 0 SAC: 0 DP: 1 HBP: 1	WP: 0 PB: 0 SB: 0 CS: 4	PA: 38							
PITCHER	IP	WLS	BF	H	R	ER	SO	BB	IBB	HBP	BLK	WP	HR	S	P	ERA	WHIP										
23 Brandon Morrow, R ERA: 6.14	6.0	L	23	3	2	2	8	6	0	0	0	0	0	10	16	3.00	1.500										
57 Shawn Camp, R ERA: 9.92	1.0		4	1	0	0	0	0	0	1	0	0	0	10	16	0.00	1.000										
54 Jason Frasor, R ERA: 9.35	0.2		7	4	4	4	1	1	0	0	0	0	0	17	23	54.00	7.500										
47 Merkin Valdez, R ERA: 20.25	0.1		2	0	0	0	0	1	0	0	0	0	0	5	11	0.00	3.000										

Toronto Blue Jays @ Tampa Bay Rays
Tropicana Field, St. Petersburg, FL
Sun Apr 25 2010, 1:44 PM - 4:20 PM EDT
Att: 23,250 - Dome - 72 F

AB	27
R	6
H	8
RBI	6
BB	8
SO	9
LOB	14




Batter	1	2	3	4	5	6	7	8	9	AB	R	H	RBI	BB	SO	LOB	TOP						
10 Marco Scutaro, R OBP: 0.360, SLG: 0.382										5	4	3	1	1	1	0							
15 Dustin Pedroia, R OBP: 0.340, SLG: 0.571										6	3	3	2	0	0	2							
20 Kevin Youkilis, R OBP: 0.389, SLG: 0.519										4	2	3	1	1	0	0							
25 Mike Lowell, R OBP: 0.324, SLG: 0.387										6	0	1	0	0	1	8							
7 J.D. Drew, L OBP: 0.273, SLG: 0.303										5	0	1	1	1	1	2	3						
33 Jason Varitek, S OBP: 0.378, SLG: 0.857										5	2	3	4	0	2	2							
29 Adrián Beltré, R OBP: 0.342, SLG: 0.368										5	1	3	2	0	1	2							
22 Bill Hall, R OBP: 0.355, SLG: 0.167										2	0	0	0	1	0	2							
32 Jeremy Hermida, L OBP: 0.319, SLG: 0.535										2	0	0	0	0	2	3							
54 Darnell McDonald, R OBP: 0.450, SLG: 0.765										5	1	1	1	0	2	2							
Inning Stats	R: 1 E: 0 K: 1 S: 14	H: 4 LOB: 2 BB: 0 P: 21	R: 0 E: 0 K: 1 S: 8	H: 0 LOB: 0 BB: 0 P: 12	R: 4 E: 0 K: 1 S: 21	H: 4 LOB: 2 BB: 2 P: 38	R: 3 E: 0 K: 2 S: 23	H: 2 LOB: 1 BB: 2 P: 43	R: 1 E: 0 K: 0 S: 16	H: 2 LOB: 1 BB: 0 P: 21	R: 4 E: 0 K: 1 S: 24	H: 5 LOB: 2 BB: 0 P: 36	R: 0 E: 0 K: 2 S: 12	H: 0 LOB: 0 BB: 0 P: 20	R: 0 E: 0 K: 2 S: 7	H: 0 LOB: 0 BB: 0 P: 11	R: 0 E: 0 K: 1 S: 6	H: 0 LOB: 0 BB: 0 P: 11	1B: 14 2B: 4 3B: 0 HR: 0	SF: 0 SAC: 0 DP: 0 HBP: 1	WP: 2 PB: 0 SB: 2 CS: 0	PA: 50	
PITCHER	IP: 3.0 ERA: 4.57	WLS: 0 LOB: 2	BF: 20 ER: 7	H: 8 R: 7	ER: 7 SO: 3	BB: 3 IBB: 0	HBP: 0 BLK: 0	WP: 1 HR: 0	S: 48 P: 82	ERA: 21.00 WHIP: 3.667	IP: 1.0 ERA: 1.04	WLS: 0 LOB: 1	BF: 3 ER: 0	H: 0 R: 0	ER: 0 SO: 1	BB: 0 IBB: 0	HBP: 0 BLK: 0	WP: 0 HR: 0	S: 6 P: 11	ERA: 0.00 WHIP: 0.000			

Boston Red Sox @ Toronto Blue Jays
Rogers Centre, Toronto, ON
Mon Apr 26 2010, 7:12 PM - 11:14 PM EDT
Att: 13,847 - Roof Closed - 68 F

livebaseballscorecards.com

AB 45
R 13
H 18
RBI 12
BB 4
SO 11
LOB 24




Batter	1	2	3	4	5	6	7	8	9	AB	R	H	RBI	BB	SO	LOB	BOTTOM						
15 Fred Lewis, L OBP: 0.303, SLG: 0.400										6	2	2	0	0	2	1							
2 Aaron Hill, R OBP: 0.286, SLG: 0.333										4	2	1	1	2	0	0							
26 Adam Lind, L OBP: 0.382, SLG: 0.519										4	2	3	1	1	0	1							
10 Vernon Wells, R OBP: 0.395, SLG: 0.714										5	2	3	0	0	0	4							
35 Lyle Overbay, L OBP: 0.272, SLG: 0.366										5	2	3	4	0	1	4							
11 Alex Gonzalez, R OBP: 0.310, SLG: 0.595										5	1	2	2	0	1	2							
19 José Bautista, R OBP: 0.348, SLG: 0.493										4	1	1	4	0	1	1							
14 John Buck, R OBP: 0.220, SLG: 0.315										5	0	1	0	0	2	1							
45 Travis Snider, L OBP: 0.257, SLG: 0.267										4	0	0	0	1	2	1							
Inning Stats	R: 0 E: 0 K: 1 S: 9	H: 2 LOB: 2 BB: 0 P: 14	R: 0 E: 0 K: 0 S: 12	H: 1 LOB: 1 BB: 0 P: 19	R: 6 E: 0 K: 2 S: 24	H: 6 LOB: 1 BB: 1 P: 39	R: 2 E: 0 K: 2 S: 17	H: 1 LOB: 1 BB: 2 P: 34	R: 1 E: 0 K: 0 S: 9	H: 2 LOB: 2 BB: 1 P: 15	R: 1 E: 0 K: 0 S: 10	H: 1 LOB: 2 BB: 0 P: 19	R: 0 E: 0 K: 1 S: 7	H: 0 LOB: 0 BB: 0 P: 10	R: 2 E: 0 K: 2 S: 17	H: 3 LOB: 1 BB: 0 P: 25	R: 0 E: 0 K: 1 S: 9	H: 0 LOB: 0 BB: 0 P: 11	1B: 8 2B: 4 3B: 2 HR: 2	SF: 1 SAC: 0 DP: 0 HBP: 0	WP: 0 PB: 0 SB: 0 CS: 0	PA: 47	
PITCHER	IP: 3.0 ERA: 7.22	WLS: 0 LOB: 2	BF: 21 ER: 8	H: 8 R: 8	ER: 8 SO: 3	BB: 3 IBB: 0	HBP: 0 BLK: 0	WP: 0 HR: 1	S: 48 P: 83	ERA: 24.00 WHIP: 4.000	IP: 1.0 ERA: 2.45	WLS: 0 LOB: 1	BF: 3 ER: 0	H: 0 R: 0	ER: 0 SO: 0	BB: 0 IBB: 0	HBP: 0 BLK: 0	WP: 0 HR: 0	S: 10 P: 11	ERA: 0.00 WHIP: 0.000			

Boston Red Sox @ Toronto Blue Jays
Rogers Centre, Toronto, ON
Mon Apr 26 2010, 7:12 PM - 11:14 PM EDT
Att: 13,847 - Roof Closed - 68 F

livebaseballscorecards.com

AB 42
R 12
H 16
RBI 12
BB 4
SO 9
LOB 15



Batter	1	2	3	4	5	6	7	8	9	AB	R	H	RBI	BB	SO	LOB	TOP										
10 Marco Scutaro, R OBP: 0.352, SLG: 0.370										5	0	1	0	0	1	0	Boston Red Sox @ Toronto Blue Jays Rogers Centre, Toronto, ON Tue Apr 27 2010, 7:08 PM - 9:58 PM EDT Att: 14,776 - Roof Closed - 68 F										
15 Dustin Pedroia, R OBP: 0.343, SLG: 0.662										5	1	2	0	0	1	1											
41 Victor Martinez, S OBP: 0.316, SLG: 0.356										4	0	1	0	0	0	1											
20 Kevin Youkilis, R OBP: 0.372, SLG: 0.494										4	0	0	0	0	2	3											
7 J.D. Drew, L OBP: 0.296, SLG: 0.324										2	0	1	0	2	1	0											
34 David Ortiz, L OBP: 0.241, SLG: 0.308										2	1	0	0	1	0	2											
25 Mike Lowell, R OBP: 0.343, SLG: 0.387										0	0	0	1	1	0	0											
29 Adrián Beltré, R OBP: 0.351, SLG: 0.366										3	0	1	0	1	0	3											
32 Jeremy Hermida, L OBP: 0.314, SLG: 0.511										4	0	1	1	0	2	2											
44 Jonathan Van Every, L OBP: 0.343, SLG: 0.387										0	0	0	0	0	0	0											
54 Darnell McDonald, R OBP: 0.375, SLG: 0.619										4	0	0	0	0	0	4											
Inning Stats	R: 0 E: 0 K: 0 S: 8	H: 0 LOB: 0 BB: 0 P: 11	R: 1 E: 0 K: 2 S: 20	H: 2 LOB: 2 BB: 1 P: 35	R: 0 E: 0 K: 0 S: 10	H: 1 LOB: 1 BB: 0 P: 16	R: 0 E: 0 K: 0 S: 3	H: 0 LOB: 0 BB: 0 P: 7	R: 0 E: 0 K: 2 S: 7	H: 0 LOB: 0 BB: 0 P: 6	R: 0 E: 0 K: 1 S: 11	H: 1 LOB: 2 BB: 1 P: 20	R: 1 E: 0 K: 1 S: 11	H: 2 LOB: 3 BB: 2 P: 28	R: 0 E: 0 K: 1 S: 10	H: 1 LOB: 1 BB: 0 P: 13	1B: 6 2B: 1 3B: 0 HR: 0	SF: 0 SAC: 0 DP: 1 HBP: 0	WP: 0 PB: 0 SB: 0 CS: 0	PA: 38							
PITCHER	IP	WLS	BF	H	R	ER	SO	BB	IBB	HBP	BLK	WP	HR	S	P	ERA	WHIP										
28 Shaun Marcum, R ERA: 3.44	7.0		27	4	1	1	5	3	0	0	0	0	0	64	103	1.29	1.000										
37 Scott Downs, L ERA: 6.23	0.2	L	5	2	1	1	1	1	0	0	0	0	0	9	20	13.50	4.500										
63 Kevin Gregg, R ERA: 0.9	1.1		6	1	0	0	1	1	0	0	0	0	0	12	21	0.00	1.500										

AB	33
R	2
H	7
RBI	2
BB	5
SO	7
LOB	16



Batter	1	2	3	4	5	6	7	8	9	AB	R	H	RBI	BB	SO	LOB	BOTTOM										
15 Fred Lewis, L OBP: 0.297, SLG: 0.382										4	1	1	0	0	1	1	Boston Red Sox @ Toronto Blue Jays Rogers Centre, Toronto, ON Tue Apr 27 2010, 7:08 PM - 9:58 PM EDT Att: 14,776 - Roof Closed - 68 F										
2 Aaron Hill, R OBP: 0.281, SLG: 0.321										4	0	1	0	0	0	2											
26 Adam Lind, L OBP: 0.376, SLG: 0.506										4	0	1	0	0	0	1											
10 Vernon Wells, R OBP: 0.400, SLG: 0.716										4	0	2	1	0	1	2											
35 Lyle Overbay, L OBP: 0.271, SLG: 0.351										3	0	0	0	1	1	1											
11 Alex Gonzalez, R OBP: 0.308, SLG: 0.580										4	0	1	0	0	1	3											
19 José Bautista, R OBP: 0.344, SLG: 0.481										4	0	1	0	0	0	0											
14 John Buck, R OBP: 0.206, SLG: 0.293										4	0	0	0	0	0	2											
45 Travis Snider, L OBP: 0.257, SLG: 0.254										3	0	0	0	1	0	0											
Inning Stats	R: 1 E: 0 K: 0 S: 15	H: 2 LOB: 2 BB: 1 P: 22	R: 0 E: 0 K: 0 S: 9	H: 0 LOB: 0 BB: 0 P: 13	R: 0 E: 0 K: 1 S: 9	H: 2 LOB: 2 BB: 0 P: 9	R: 0 E: 0 K: 1 S: 9	H: 2 LOB: 2 BB: 0 P: 17	R: 0 E: 0 K: 1 S: 8	H: 0 LOB: 0 BB: 0 P: 14	R: 0 E: 0 K: 1 S: 10	H: 0 LOB: 1 BB: 1 P: 17	R: 0 E: 1 K: 1 S: 13	H: 1 LOB: 1 BB: 0 P: 18	R: 0 E: 0 K: 0 S: 8	H: 0 LOB: 0 BB: 0 P: 11		1B: 6 2B: 1 3B: 0 HR: 0	SF: 0 SAC: 0 DP: 0 HBP: 0	WP: 0 PB: 0 SB: 0 CS: 0	PA: 36						
PITCHER	IP	WLS	BF	H	R	ER	SO	BB	IBB	HBP	BLK	WP	HR	S	P	ERA	WHIP										
11 Clay Buchholz, R ERA: 2.19	8.0		33	7	1	1	4	2	0	0	0	0	0	80	117	1.12	1.125										
56 Ramon E Ramirez, R ERA: 6.75	1.0	S	3	0	0	0	0	0	0	0	0	0	0	8	11	0.00	0.000										



Batter	1	2	3	4	5	6	7	8	9	AB	R	H	RBI	BB	SO	LOB	TOP					
10 Marco Scutaro, R OBP: 0.358, SLG: 0.376										4	0	2	0	0	0	2						
15 Dustin Pedroia, R OBP: 0.330, SLG: 0.543										3	0	0	1	0	1	2						
41 Victor Martinez, S OBP: 0.301, SLG: 0.338										4	0	0	0	0	1	2						
20 Kevin Youkilis, R OBP: 0.367, SLG: 0.494										4	0	1	0	0	1	0						
7 J.D. Drew, L OBP: 0.282, SLG: 0.306										4	0	0	0	0	1	2						
33 Jason Varitek, S OBP: 0.364, SLG: 0.774										3	0	0	0	1	0	0						
29 Adrián Beltré, R OBP: 0.358, SLG: 0.387											4	1	2	0	0	1	1					
22 Bill Hall, R OBP: 0.364, SLG: 0.231										3	1	2	1	0	0	1						
32 Jeremy Hermida, L OBP: 0.308, SLG: 0.500																						
25 Mike Lowell, R OBP: 0.333, SLG: 0.375																						
44 Jonathan Van Every, L OBP: 0.407, SLG: 0.667																						
54 Darnell McDonald, R OBP: 0.407, SLG: 0.667																						
Inning Stats	R: 0 E: 0 K: 0 S: 9	H: 1 LOB: 0 BB: 0 P: 15	R: 0 E: 0 K: 1 S: 9	H: 0 LOB: 1 BB: 1 P: 22	R: 0 E: 0 K: 1 S: 12	H: 1 LOB: 1 BB: 0 P: 14	R: 0 E: 0 K: 1 S: 7	H: 0 LOB: 0 BB: 0 P: 14	R: 0 E: 0 K: 1 S: 12	H: 0 LOB: 0 BB: 0 P: 17	R: 1 E: 0 K: 0 S: 12	H: 3 LOB: 2 BB: 0 P: 18	R: 1 E: 0 K: 0 S: 12	H: 2 LOB: 1 BB: 0 P: 20	R: 0 E: 0 K: 2 S: 8	H: 0 LOB: 0 BB: 0 P: 13	R: 0 E: 0 K: 1 S: 11	H: 1 LOB: 1 BB: 0 P: 16	1B: 4 2B: 4 3B: 0 HR: 0	SF: 1 SAC: 0 DP: 1 HBP: 0	WP: 0 PB: 0 SB: 1 CS: 0	PA: 35
PITCHER	IP WLS BF H R ER SO BB IBB HBP BLK WP HR S P ERA WHIP																					
27 Brett Cecil, L ERA: 3.55	6.0 L 23 5 1 1 3 1 0 0 0 0 0 0 61 100 1.50 1.000																					
44 Casey Janssen, R ERA: 6.97	1.0 5 2 1 1 0 0 0 0 0 0 0 0 12 20 9.00 2.000																					
17 Josh Roenicke, R ERA:	1.0 3 0 0 0 2 0 0 0 0 0 0 0 8 13 0.00 0.000																					
50 Rommie Lewis, L ERA:	1.0 4 1 0 0 1 0 0 0 0 0 0 0 11 16 0.00 1.000																					

Boston Red Sox @ Toronto Blue Jays
Rogers Centre, Toronto, ON
Wed Apr 28 2010, 7:10 PM - 10:02 PM EDT
Att: 15,276 - Roof Closed - 68 F

AB 33
R 2
H 8
RBI 2
BB 1
SO 6
LOB 12



Batter	1	2	3	4	5	6	7	8	9	AB	R	H	RBI	BB	SO	LOB	BOTTOM			
18 Mike McCoy, R OBP: 0.324, SLG: 0.333										2	0	0	0	2	1	0				
2 Aaron Hill, R OBP: 0.281, SLG: 0.281										4	0	0	0	0	3	2				
19 José Bautista, R OBP: 0.330, SLG: 0.457										4	0	0	0	0	2	0				
10 Vernon Wells, R OBP: 0.398, SLG: 0.714										3	0	1	0	0	1	0				
35 Lyle Overbay, L OBP: 0.261, SLG: 0.338										3	0	0	0	0	1	1				
11 Alex Gonzalez, R OBP: 0.309, SLG: 0.582											3	0	1	0	0	2	1			
21 Randy Ruiz, R OBP: 0.311, SLG: 0.278											2	0	0	0	1	1				
26 Adam Lind, L OBP: 0.372, SLG: 0.500											1	0	0	0	1	1				
8 José Molina, R OBP: 0.227, SLG: 0.238											2	0	0	0	0	0				
15 Fred Lewis, L OBP: 0.289, SLG: 0.371											1	0	0	0	1	1				
6 John McDonald, R OBP: 0.200, SLG: 0.300											2	0	0	0	1	0				
45 Travis Snider, L OBP: 0.253, SLG: 0.250											1	0	0	0	1	1				
14 John Buck, R OBP: 0.206, SLG: 0.293											0	0	0	0	0	0				
Inning Stats	R: 0 E: 0 K: 2 S: 9	H: 0 LOB: 0 BB: 1 P: 15	R: 0 E: 0 K: 2 S: 13	H: 1 LOB: 1 BB: 0 P: 22	R: 0 E: 0 K: 1 S: 10	H: 0 LOB: 0 BB: 0 P: 13	R: 0 E: 0 K: 1 S: 7	H: 0 LOB: 0 BB: 0 P: 10	R: 0 E: 0 K: 2 S: 15	H: 0 LOB: 1 BB: 1 P: 27	R: 0 E: 0 K: 2 S: 8	H: 0 LOB: 0 BB: 0 P: 13	R: 0 E: 0 K: 3 S: 10	H: 1 LOB: 1 BB: 0 P: 17	R: 0 E: 0 K: 1 S: 9	H: 0 LOB: 0 BB: 0 P: 13	1B: 0 2B: 2 3B: 0 HR: 0	SF: 0 SAC: 0 DP: 0 HBP: 0	WP: 0 PB: 0 SB: 0 CS: 1	PA: 30
PITCHER	IP WLS BF H R ER SO BB IBB HBP BLK WP HR S P ERA WHIP																			
31 Jon Lester, L ERA: 4.71	7.0 W 23 0 0 0 10 2 0 0 0 0 0 0 75 119 0.00 0.429																			
51 Daniel Bard, R ERA: 2.63	1.0 H 4 1 0 0 3 0 0 0 0 0 0 0 10 17 0.00 1.000																			
58 Jonathan Papelbon, R ERA: 2.25	1.0 S 3 0 0 0 1 0 0 0 0 0 0 0 9 13 0.00 0.000																			

Boston Red Sox @ Toronto Blue Jays
Rogers Centre, Toronto, ON
Wed Apr 28 2010, 7:10 PM - 10:02 PM EDT
Att: 15,276 - Roof Closed - 68 F

AB 28
R 0
H 2
RBI 0
BB 2
SO 15
LOB 8



Batter	1	2	3	4	5	6	7	8	9	AB	R	H	RBI	BB	SO	LOB	TOP										
2 Cliff Pennington, S OBP: 0.337, SLG: 0.461	G4-3	K	G4-3	G4-3	L6					4	0	0	0	0	1	2	Oakland Athletics @ Toronto Blue Jays Rogers Centre, Toronto, ON Thu Apr 29 2010, 7:10 PM - 9:46 PM EDT Att: 10,721 - Cloudy - 55 F										
10 Danic Barton, L OBP: 0.453, SLG: 0.438	K		G4-3	BB	G3					3	0	1	0	1	1												
Ryan Sweeney, L OBP: 0.365, SLG: 0.369	5B		G4-3	K	K					4	1	1	0	0	2	3											
5 Kevin Kouzmanoff, R OBP: 0.287, SLG: 0.326	7E		FC6-2	G5-4-3	G5-3					4	1	1	1	0	0	2											
7 Adam Rosales, R OBP: 0.367, SLG: 0.491	E5		50 WP	BB	G5-3					3	1	1	0	1	0	1											
50 Jake Fox, R OBP: 0.213, SLG: 0.295	G5-3		BB	BB	K2-3					4	0	1	2	0	1	3											
35 Landon Powell, S OBP: 0.250, SLG: 0.143	G5-3		K	BB	G4-3					3	0	0	0	1	2	1											
1 Eric Patterson, L OBP: 0.276, SLG: 0.464	F7		F8	G4-3	G4-3					4	0	0	0	0	1	1											
11 Rajai Davis, R OBP: 0.264, SLG: 0.280										1	0	0	0	1	1	0											
3 Eric Chavez, L OBP: 0.264, SLG: 0.308										1	0	0	0	0	1	0											
Inning Stats	R: 1 H: 2 E: 1 K: 1 S: 14	H: 2 LOB: 2 BB: 0 P: 23	R: 0 H: 0 E: 0 K: 1 S: 8	H: 0 LOB: 1 BB: 1 P: 16	R: 2 H: 2 E: 0 K: 1 S: 14	H: 2 LOB: 1 BB: 1 P: 26	R: 0 H: 0 E: 0 K: 1 S: 6	H: 0 LOB: 0 BB: 1 P: 10	R: 0 H: 0 E: 0 K: 1 S: 9	H: 0 LOB: 0 BB: 1 P: 16	R: 0 H: 0 E: 0 K: 1 S: 8	H: 0 LOB: 1 BB: 1 P: 13	R: 0 H: 0 E: 0 K: 0 S: 6	H: 1 LOB: 0 BB: 0 P: 9	R: 0 H: 0 E: 0 K: 3 S: 9	H: 0 LOB: 0 BB: 0 P: 14	1B: 2 2B: 3 3B: 0 HR: 0	SF: 0 SAC: 0 DP: 2 HBP: 1	WP: 1 PB: 0 SB: 1 CS: 0	PA: 36							
PITCHER	IP	WLS	BF	H	R	ER	SO	BB	IBB	HBP	BLK	WP	HR	S	P	ERA	WHIP										
24 Ricky Romero, L ERA: 2.25	6.0	W	26	4	3	3	6	4	0	0	0	1	0	59	104	4.50	1.333										
57 Shawn Camp, R ERA: 2.53	1.0	H	4	0	0	0	1	0	0	1	0	0	0	11	17	0.00	0.000										
37 Scott Downs, L ERA: 5.59	1.0	H	3	1	0	0	0	0	0	0	0	0	0	6	9	0.00	1.000										
63 Kevin Gregg, R ERA: 0.82	1.0	S	3	0	0	0	3	0	0	0	0	0	0	9	14	0.00	0.000										

AB	31
R	3
H	5
RBI	3
BB	4
SO	10
LOB	14



Batter	1	2	3	4	5	6	7	8	9	AB	R	H	RBI	BB	SO	LOB	BOTTOM										
15 Fred Lewis, L OBP: 0.279, SLG: 0.350	F7		G5-4-3	G4-3	K					5	0	1	0	0	1	1	Oakland Athletics @ Toronto Blue Jays Rogers Centre, Toronto, ON Thu Apr 29 2010, 7:10 PM - 9:46 PM EDT Att: 10,721 - Cloudy - 55 F										
2 Aaron Hill, R OBP: 0.306, SLG: 0.273			G5-4-3	BB	BB					1	0	0	0	3	0	1											
26 Adam Lind, L OBP: 0.367, SLG: 0.500	K		G3	BB	K					4	0	1	0	0	2	4											
10 Vernon Wells, R OBP: 0.381, SLG: 0.682	F8		G6-3	G3	G6-3					4	0	0	0	0	0	3											
35 Lyle Overbay, L OBP: 0.272, SLG: 0.329	K		14 HR	BB	K					2	1	0	0	2	2	0											
11 Alex Gonzalez, R OBP: 0.306, SLG: 0.564	G1-3		P4	K	K					3	0	0	0	1	1	1											
19 José Bautista, R OBP: 0.327, SLG: 0.447	K		14 HR	BB	G6-3					4	1	1	0	0	1	3											
14 John Buck, R OBP: 0.239, SLG: 0.468			HR	HR	HR					4	3	3	5	0	0	0											
45 Travis Snider, L OBP: 0.266, SLG: 0.324			HR	HR	P2					4	1	2	1	0	0	0											
Inning Stats	R: 0 H: 0 E: 0 K: 1 S: 7	H: 0 LOB: 1 BB: 1 P: 12	R: 0 H: 0 E: 0 K: 2 S: 8	H: 0 LOB: 0 BB: 0 P: 12	R: 2 H: 4 E: 0 K: 0 S: 13	H: 4 LOB: 1 BB: 0 P: 16	R: 3 H: 3 E: 0 K: 0 S: 17	H: 3 LOB: 2 BB: 2 P: 31	R: 0 H: 0 E: 0 K: 2 S: 10	H: 0 LOB: 0 BB: 0 P: 12	R: 1 H: 1 E: 0 K: 1 S: 10	H: 1 LOB: 0 BB: 0 P: 17	R: 0 H: 0 E: 0 K: 1 S: 14	H: 0 LOB: 3 BB: 3 P: 30	R: 0 H: 0 E: 0 K: 0 S: 7	H: 0 LOB: 0 BB: 0 P: 7		1B: 2 2B: 2 3B: 0 HR: 4	SF: 0 SAC: 0 DP: 1 HBP: 0	WP: 0 PB: 0 SB: 0 CS: 0	PA: 37						
PITCHER	IP	WLS	BF	H	R	ER	SO	BB	IBB	HBP	BLK	WP	HR	S	P	ERA	WHIP										
58 Justin Duchscherer, R ERA: 2.89	3.1	L	16	5	4	4	3	2	0	0	0	0	2	36	55	10.80	2.100										
13 Jerry Blevins, L ERA: 3.38	1.2		8	2	1	1	2	1	0	0	0	0	1	19	28	5.40	1.800										
56 Craig Breslow, L ERA: 4.7	1.1		6	1	1	1	2	1	0	0	0	0	1	15	28	6.75	1.500										
31 Brad Ziegler, R ERA: 2.53	0.2		4	0	0	0	0	1	1	0	0	0	0	9	19	0.00	1.500										
40 Andrew Bailey, R ERA:	1.0		3	0	0	0	0	0	0	0	0	0	0	7	7	0.00	0.000										

AB	31
R	6
H	8
RBI	6
BB	6
SO	7
LOB	13



Batter	1	2	3	4	5	6	7	8	9	AB	R	H	RBI	BB	SO	LOB	TOP										
2 Cliff Pennington, S OBP: 0.333, SLG: 0.450 30 Steve Tolleson, R OBP: 0.333, SLG: 0.333	SH2-3 1B	K		G4-3		G5-3	G5-3		FC3-6 1B	4	1	1	1	0	1	2											
10 Danic Barton, L OBP: 0.444, SLG: 0.429	SH2-3 1B			F7		G1-3	G1-3		FC3-6 1B	4	0	1	0	0	0	3											
Ryan Sweeney, L OBP: 0.360, SLG: 0.364 18 Gabe Gross, L OBP: 0.250, SLG: 0.289	K			F7		G5-3	G5-3		G1-3	4	0	1	0	0	1	2											
5 Kevin Kouzmanoff, R OBP: 0.296, SLG: 0.333 50 Jake Fox, R OBP: 0.213, SLG: 0.295				K		F9	F9		FC6-4 1B	4	0	2	1	0	1	2											
3 Eric Chavez, L OBP: 0.276, SLG: 0.309				K		K	K		K	3	0	1	0	1	2	2											
7 Adam Rosales, R OBP: 0.344, SLG: 0.458	K			K		K	K		FC6-4 1B	4	0	0	0	0	3	6											
35 Landon Powell, S OBP: 0.273, SLG: 0.111 29 Josh Donaldson, R (8, PH) (8, 2)	G4-3					P6	K		K	2	1	0	0	1	0	0											
1 Eric Patterson, L OBP: 0.273, SLG: 0.469	K			G4-3		F8	F8		G4-3	4	0	1	0	0	1	0											
11 Rajai Davis, R OBP: 0.275, SLG: 0.282				K		G6-3	G6-3		FC3-6 1B HBP	3	0	1	0	0	1	2											
Inning Stats	R: 1 H: 2 E: 0 K: 2 S: 15	H: 2 LOB: 2 BB: 1 P: 26	R: 0 H: 1 E: 0 K: 2 S: 11	H: 1 LOB: 1 BB: 0 P: 15	R: 0 H: 2 E: 0 K: 2 S: 13	H: 2 LOB: 2 BB: 0 P: 19	R: 1 H: 1 E: 0 K: 1 S: 12	H: 1 LOB: 1 BB: 1 P: 19	R: 0 H: 0 E: 0 K: 0 S: 6	H: 0 LOB: 0 BB: 0 P: 10	R: 0 H: 0 E: 0 K: 0 S: 9	H: 0 LOB: 0 BB: 0 P: 14	R: 0 H: 1 E: 0 K: 2 S: 10	H: 1 LOB: 1 BB: 0 P: 15	R: 0 H: 1 E: 0 K: 0 S: 11	H: 1 LOB: 2 BB: 0 P: 21	1B: 8 2B: 1 3B: 0 HR: 0	SF: 0 SAC: 1 DP: 1 HBP: 1	WP: 0 PB: 0 SB: 2 CS: 0	PA: 39							
PITCHER	IP	WLS	BF	H	R	ER	SO	BB	IBB	HBP	BLK	WP	HR	S	P	ERA	WHIP										
23 Brandon Morrow, R ERA: 5.46	6.0	W	27	7	2	2	9	2	0	0	0	0	0	74	109	3.00	1.500										
50 Rommie Lewis, L ERA:	1.0		3	0	0	0	0	0	0	0	0	0	0	9	14	0.00	0.000										
54 Jason Frasor, R ERA: 8.38	1.0		4	1	0	0	2	0	0	0	0	0	0	10	15	0.00	1.000										
17 Josh Roenicke, R ERA:	1.0		5	1	0	0	0	0	0	1	0	0	0	11	21	0.00	1.000										

Oakland Athletics @ Toronto Blue Jays
Rogers Centre, Toronto, ON
Fri Apr 30 2010, 7:10 PM - 9:49 PM EDT
Att. 12,722 - Partly Cloudy - 66 F

AB	35
R	2
H	9
RBI	2
BB	2
SO	11
LOB	22



Batter	1	2	3	4	5	6	7	8	9	AB	R	H	RBI	BB	SO	LOB	BOTTOM										
15 Fred Lewis, L OBP: 0.250, SLG: 0.311	G4-3			G4-3		L8	K		F7	5	0	0	0	0	1	4											
2 Aaron Hill, R OBP: 0.311, SLG: 0.297	F7			F7		K	K		BB	4	0	1	2	1	1	0											
26 Adam Lind, L OBP: 0.359, SLG: 0.484	K			F9		10 HR	F7		F7	5	1	1	0	0	1	4											
10 Vernon Wells, R OBP: 0.396, SLG: 0.717 18 Mike McCoy, R OBP: 0.324, SLG: 0.333				P3		HR	G4-6-3 1B		G4-6-3 1B	4	2	3	2	0	0	0											
35 Lyle Overbay, L OBP: 0.281, SLG: 0.329				14 WP 14 E 1B		K	K		K	3	2	1	0	1	2	1											
11 Alex Gonzalez, R OBP: 0.317, SLG: 0.629 6 John McDonald, R OBP: 0.194, SLG: 0.290				F9		HR	G4-6-3		G4-6-3	3	2	2	4	0	0	1											
19 José Bautista, R OBP: 0.314, SLG: 0.427	F9			E5 14 WP 14 B		G1-3	G1-3		F9	4	1	0	0	0	0	1											
14 John Buck, R OBP: 0.268, SLG: 0.477	P5			HR		45 2B 2 2B 1B	2 2B 1B		2 BB 45 BB HBP	3	1	2	2	0	0	0											
45 Travis Snider, L OBP: 0.277, SLG: 0.338	G3			G4-3		2 2B 2B	2 2B 2B		2 BB BB	3	1	1	0	1	0	1											
Inning Stats	R: 0 H: 0 E: 0 K: 1 S: 6	H: 0 LOB: 0 BB: 0 P: 11	R: 3 H: 2 E: 0 K: 0 S: 9	H: 2 LOB: 1 BB: 1 P: 17	R: 0 H: 0 E: 0 K: 0 S: 9	H: 0 LOB: 0 BB: 0 P: 11	R: 2 H: 2 E: 1 K: 0 S: 11	H: 2 LOB: 1 BB: 0 P: 14	R: 2 H: 2 E: 0 K: 2 S: 12	H: 2 LOB: 0 BB: 0 P: 22	R: 3 H: 4 E: 0 K: 1 S: 16	H: 4 LOB: 1 BB: 0 P: 22	R: 0 H: 1 E: 0 K: 1 S: 7	H: 1 LOB: 1 BB: 0 P: 9	R: 0 H: 0 E: 0 K: 0 S: 11	H: 0 LOB: 3 BB: 2 P: 26	1B: 6 2B: 2 3B: 0 HR: 3	SF: 0 SAC: 0 DP: 1 HBP: 1	WP: 1 PB: 0 SB: 0 CS: 0	PA: 39							
PITCHER	IP	WLS	BF	H	R	ER	SO	BB	IBB	HBP	BLK	WP	HR	S	P	ERA	WHIP										
53 Trevor Cahill, R ERA: 10.8	5.0	L	24	7	4	6	3	1	0	0	0	0	0	31	51	10.80	1.600										
57 Chad Gaudin, R ERA: 6.0	3.0		15	4	2	2	2	2	0	1	0	0	0	31	51	6.00	2.000										

Oakland Athletics @ Toronto Blue Jays
Rogers Centre, Toronto, ON
Fri Apr 30 2010, 7:10 PM - 9:49 PM EDT
Att. 12,722 - Partly Cloudy - 66 F

AB	35
R	10
H	11
RBI	10
BB	3
SO	5
LOB	13



Batter	1	2	3	4	5	6	7	8	9	AB	R	H	RBI	BB	SO	LOB	TOP				
2 Cliff Pennington, S OBP: 0.354, SLG: 0.455 30 Steve Tolleson, R OBP: 0.250, SLG: 0.250	P6			G4-3			G6-4-3		F9	3	0	1	0	1	0	3					
10 Darc Barton, L OBP: 0.422, SLG: 0.395	K		F8		F9		G6-4-3		G3-1	5	0	0	0	0	1	3					
Ryan Sweeney, L OBP: 0.350, SLG: 0.352 18 Gabe Gross, L OBP: 0.244, SLG: 0.262	F9		K		G6-3				K	3	0	0	0	0	1	1					
5 Kevin Kouzmanoff, R OBP: 0.295, SLG: 0.330 50 Jake Fox, R OBP: 0.250, SLG: 0.333		7 BB 1B		BB 11 BB 1B		G3			3 BB 7 BB 1B	3	1	2	0	0	0	0					
3 Eric Chavez, L OBP: 0.288, SLG: 0.333	F7			11 BB 7 BB 1B		F8			7 BB 1B	4	1	2	0	0	0	1					
7 Adam Rosales, R OBP: 0.375, SLG: 0.462				11 BB BB		G6-3			2B 1B	2	0	2	2	2	0	0					
1 Eric Patterson, L OBP: 0.375, SLG: 0.400	K			11 BB BB		G6-3			L6	4	0	0	0	0	2	7					
29 Josh Donaldson, R OBP: 0.111, SLG: 0.444	K					G4-3			K	4	0	0	0	0	2	6					
11 Rajai Davis, R OBP: 0.290, SLG: 0.290	K								G6-3	3	0	1	1	1	1	0					
Inning Stats	R: 0 E: 0 K: 1 S: 7	H: 0 LOB: 0 BB: 0 P: 11	R: 0 E: 0 K: 2 S: 16	H: 1 LOB: 2 BB: 1 P: 25	R: 0 E: 0 K: 2 S: 11	H: 0 LOB: 1 BB: 1 P: 16	R: 1 E: 0 K: 1 S: 14	H: 3 LOB: 3 BB: 1 P: 22	R: 0 E: 0 K: 0 S: 4	H: 1 LOB: 0 BB: 0 P: 4	R: 0 E: 0 K: 0 S: 7	H: 1 LOB: 1 BB: 1 P: 24	R: 2 E: 0 K: 2 S: 15	H: 3 LOB: 1 BB: 0 P: 17	R: 0 E: 0 K: 0 S: 5	H: 0 LOB: 0 BB: 7 P: 7	1B: 8 2B: 1 3B: 0 HR: 0	SF: 0 SAC: 0 DP: 2 HBP: 0	WP: 0 PB: 0 SB: 0 CS: 0	PA: 38	
PITCHER	IP	WLS	BF	H	R	ER	SO	BB	IBB	HBP	BLK	WP	HR	S	P	ERA	WHIP				
28 Shaun Marcum, R ERA: 3.12	6.1	W	28	6	1	1	6	4	0	0	0	0	0	69	105	1.42	1.579				
50 Rommie Lewis, L ERA: 4.91	1.2		7	3	2	2	2	0	0	0	0	0	0	19	24	10.80	1.800				
17 Josh Roenicke, R ERA:	1.0		3	0	0	0	0	0	0	0	0	0	0	5	7	0.00	0.000				

Oakland Athletics @ Toronto Blue Jays
Rogers Centre, Toronto, ON
Sun May 02 2010, 1:07 PM - 3:41 PM EDT
Att: 14,725 - Partly Cloudy + 59 F

AB	34
R	3
H	9
RBI	3
BB	4
SO	8
LOB	21



Batter	1	2	3	4	5	6	7	8	9	AB	R	H	RBI	BB	SO	LOB	BOTTOM					
15 Fred Lewis, L OBP: 0.298, SLG: 0.423	2 BB 2B			2H HR				F7		3	2	1	3	1	0	1						
2 Aaron Hill, R OBP: 0.352, SLG: 0.409	26 F7 10 BB 2B			26 FC4-6 BB				G5-3		4	2	3	2	1	0	0						
26 Adam Lind, L OBP: 0.330, SLG: 0.440	F7			HR K				L4		5	0	0	0	0	1	3						
10 Vernon Wells, R OBP: 0.385, SLG: 0.690	35 G4-3 11 HR 2B			F8				F8		4	1	2	1	0	0	2						
35 Lyle Overbay, L OBP: 0.287, SLG: 0.345	G4-3			1B				G4-3		4	0	1	0	0	0	3						
11 Alex Gonzalez, R OBP: 0.303, SLG: 0.619	HR			F8				K		4	1	1	2	0	2	2						
19 José Bautista, R OBP: 0.301, SLG: 0.492	G5-3			P5				K		4	0	0	0	0	1	1						
14 John Buck, R OBP: 0.289, SLG: 0.529	6 BB 3B			K				2B		4	1	3	0	0	1	1						
6 John McDonald, R OBP: 0.229, SLG: 0.400	15 SF7 3B			15 HR 2B				F9		4	2	2	1	0	0	2						
Inning Stats	R: 4 E: 0 K: 0 S: 13	H: 3 LOB: 0 BB: 1 P: 22	R: 2 E: 0 K: 0 S: 9	H: 2 LOB: 1 BB: 1 P: 17	R: 0 E: 0 K: 1 S: 13	H: 1 LOB: 0 BB: 0 P: 18	R: 3 E: 0 K: 2 S: 19	H: 4 LOB: 1 BB: 0 P: 31	R: 0 E: 0 K: 0 S: 5	H: 1 LOB: 1 BB: 0 P: 6	R: 0 E: 0 K: 2 S: 11	H: 1 LOB: 0 BB: 0 P: 19	R: 0 E: 0 K: 0 S: 8	H: 0 LOB: 0 BB: 0 P: 14	1B: 3 2B: 6 3B: 1 HR: 3	SF: 1 SAC: 0 DP: 0 HBP: 0	WP: 0 PB: 0 SB: 1 CS: 0	PA: 39				
PITCHER	IP	WLS	BF	H	R	ER	SO	BB	IBB	HBP	BLK	WP	HR	S	P	ERA	WHIP					
15 Ben Sheets, R ERA: 7.12	3.1	L	22	10	9	9	2	2	0	0	0	0	0	3	46	75	24.30	3.600				
39 Brad Kilby, L ERA: 2.16	3.2		14	3	0	0	3	0	0	0	0	0	0	37	58	0.00	0.818					
56 Craig Breslow, L ERA: 4.15	1.0		3	0	0	0	0	0	0	0	0	0	0	8	14	0.00	0.000					

Oakland Athletics @ Toronto Blue Jays
Rogers Centre, Toronto, ON
Sun May 02 2010, 1:07 PM - 3:41 PM EDT
Att: 14,725 - Partly Cloudy + 59 F

AB	36
R	9
H	13
RBI	9
BB	2
SO	5
LOB	15



Batter	1	2	3	4	5	6	7	8	9	AB	R	H	RBI	BB	SO	LOB	TOP					
15 Fred Lewis, L OBP: 0.290, SLG: 0.393	G4-3	K		G4-3			G5-3		BB	4	0	0	0	1	1	1						
2 Aaron Hill, R OBP: 0.356, SLG: 0.429	G6-3		2B	L8			1B		F8	5	1	2	0	0	0	1						
26 Adam Lind, L OBP: 0.336, SLG: 0.431			F7				F8			2	0	0	0	2	0	2						
10 Vernon Wells, R OBP: 0.381, SLG: 0.673	L6		G4-6-3						K	4	0	1	1	0	1	2						
35 Lyle Overbay, L OBP: 0.276, SLG: 0.330		F8	FC4-6				G4-3		G4-3	4	0	0	0	0	0	1						
11 Alex Gonzalez, R OBP: 0.319, SLG: 0.617		19 HR					F9			2	1	1	0	2	0	0						
19 José Bautista, R OBP: 0.299, SLG: 0.426		1B					K		F9	4	1	1	2	0	2	3						
14 John Buck, R OBP: 0.288, SLG: 0.554	L7			K2-3			G5-3		HR	4	1	1	1	0	1	0						
45 Travis Snider, L OBP: 0.278, SLG: 0.385							L3		K	4	1	2	1	0	1	0						
Inning Stats	R: 0 E: 0 K: 0 S: 6	H: 0 LOB: 1 BB: 1 P: 10	R: 2 E: 0 K: 1 S: 12	H: 3 LOB: 1 BB: 0 P: 16	R: 1 E: 0 K: 1 S: 11	H: 2 LOB: 2 BB: 1 P: 23	R: 1 E: 0 K: 1 S: 10	H: 1 LOB: 0 BB: 0 P: 15	R: 0 E: 0 K: 0 S: 4	H: 0 LOB: 0 BB: 1 P: 9	R: 0 E: 0 K: 1 S: 7	H: 0 LOB: 0 BB: 0 P: 11	R: 0 E: 0 K: 0 S: 7	H: 1 LOB: 1 BB: 0 P: 8	R: 0 E: 0 K: 1 S: 8	H: 0 LOB: 1 BB: 1 P: 15	R: 1 E: 0 K: 1 S: 9	H: 1 LOB: 0 BB: 1 P: 18	1B: 3 2B: 2 3B: 0 HR: 3	SF: 0 SAC: 0 DP: 1 HBP: 0	WP: 0 PB: 0 SB: 0 CS: 1	PA: 38
PITCHER	IP	WLS	BF	H	R	ER	SO	BB	IBB	HBP	BLK	WP	HR	S	P	ERA	WHIP					
51 Mitch Talbot, R ERA: 2.88	8.0	L	35	8	5	5	5	4	0	0	0	0	3	67	110	5.62	1.500					
49 Tony Sipp, L ERA: 2.79	1.0		3	0	0	0	1	1	0	0	0	0	0	7	15	0.00	1.000					

Toronto Blue Jays @ Cleveland Indians
Progressive Field, Cleveland, OH
Mon May 03 2010, 7:10 PM - 9:32 PM EDT
Att: 10,117 - Partly Cloudy - 65 F

AB 33
R 5
H 8
RBI 5
BB 5
SO 6
LOB 10



Batter	1	2	3	4	5	6	7	8	9	AB	R	H	RBI	BB	SO	LOB	BOTTOM					
13 Asdrúbal Cabrera, S OBP: 0.355, SLG: 0.398	G5-3			K			G1-3		F7	3	0	0	0	0	1	0						
12 Mark Grudzielanek, R OBP: 0.250, SLG: 0.231										1	0	0	0	0	0	0						
24 Grady Sizemore, L OBP: 0.280, SLG: 0.311	G1-3			P5			17 BB		17 DI	3	1	1	0	1	0	0						
17 Shin-Soo Choo, L OBP: 0.423, SLG: 0.467	F7			K			2 BB		G6-3	3	0	0	0	1	1	1						
26 Austin Kearns, R OBP: 0.420, SLG: 0.597		K					G5-3			3	0	0	0	1	2	2						
2 Johnny Peralta, R OBP: 0.344, SLG: 0.392		K					F9			4	0	1	1	0	2	2						
48 Travis Hafner, L OBP: 0.303, SLG: 0.311							G4-3			3	0	0	0	0	1	2						
7 Matt LaPorta, R OBP: 0.260, SLG: 0.224				L5			G2-3		K	3	0	0	0	0	1	0						
30 Lou Marson, R OBP: 0.281, SLG: 0.269				G6-3			K		F9	3	0	0	0	0	1	0						
1 Luis Valbuena, L OBP: 0.294, SLG: 0.310				K			K		G4-3	3	0	0	0	0	2	0						
Inning Stats	R: 0 E: 0 K: 0 S: 7	H: 0 LOB: 0 BB: 0 P: 11	R: 0 E: 0 K: 2 S: 8	H: 0 LOB: 0 BB: 0 P: 12	R: 0 E: 0 K: 1 S: 7	H: 0 LOB: 0 BB: 0 P: 9	R: 0 E: 0 K: 2 S: 8	H: 0 LOB: 0 BB: 0 P: 12	R: 0 E: 0 K: 0 S: 6	H: 0 LOB: 0 BB: 0 P: 12	R: 0 E: 0 K: 2 S: 9	H: 0 LOB: 0 BB: 0 P: 13	R: 1 E: 0 K: 2 S: 12	H: 1 LOB: 2 BB: 2 P: 25	R: 0 E: 0 K: 1 S: 10	H: 0 LOB: 0 BB: 0 P: 17	R: 0 E: 0 K: 1 S: 12	H: 1 LOB: 2 BB: 1 P: 22	1B: 2 2B: 0 3B: 0 HR: 0	SF: 0 SAC: 0 DP: 0 HBP: 0	WP: 0 PB: 0 SB: 0 CS: 0	PA: 32
PITCHER	IP	WLS	BF	H	R	ER	SO	BB	IBB	HBP	BLK	WP	HR	S	P	ERA	WHIP					
27 Brett Cecil, L ERA: 2.61	8.0	W	27	1	1	1	10	2	0	0	0	0	0	67	111	1.12	0.375					
63 Kevin Gregg, R ERA: 0.75	1.0		5	1	0	0	1	1	0	0	0	0	0	12	22	0.00	2.000					

Toronto Blue Jays @ Cleveland Indians
Progressive Field, Cleveland, OH
Mon May 03 2010, 7:10 PM - 9:32 PM EDT
Att: 10,117 - Partly Cloudy - 65 F

AB 29
R 1
H 2
RBI 1
BB 3
SO 11
LOB 7



Batter	1	2	3	4	5	6	7	8	9	AB	R	H	RBI	BB	SO	LOB	TOP							
15 Fred Lewis, L OBP: 0.329, SLG: 0.455	G1-3		F9														5	1	3	0	0	0	1	
2 Aaron Hill, R OBP: 0.343, SLG: 0.390	BB								E6								4	1	0	0	1	2	5	
26 Adam Lind, L OBP: 0.339, SLG: 0.441	G3-6-3																4	1	2	2	1	0	3	
10 Vernon Wells, R OBP: 0.387, SLG: 0.645																	4	0	1	0	1	1	1	
35 Lyle Overbay, L OBP: 0.289, SLG: 0.327	G4-6-3																4	0	1	0	0	0	4	
18 Mike McCoy, R OBP: 0.316, SLG: 0.324									F9								1	0	0	0	0	0	1	
11 Alex Gonzalez, R OBP: 0.320, SLG: 0.609																	4	1	1	0	0	1	3	
19 José Bautista, R OBP: 0.317, SLG: 0.472																	4	1	1	0	0	1	4	
45 Travis Snider, L OBP: 0.293, SLG: 0.414																	4	0	1	1	0	0	1	
8 José Molina, R OBP: 0.296, SLG: 0.250																	2	0	1	1	1	0	1	
14 John Buck, R OBP: 0.267, SLG: 0.513																	1	0	0	0	0	0	0	
Inning Stats	R: 0 E: 0 K: 0 S: 5	H: 0 LOB: 0 BB: 1 P: 13	R: 0 E: 0 K: 0 S: 7	H: 1 LOB: 0 BB: 0 P: 8	R: 1 E: 0 K: 1 S: 11	H: 2 LOB: 1 BB: 0 P: 15	R: 0 E: 0 K: 1 S: 10	H: 1 LOB: 0 BB: 0 P: 13	R: 1 E: 0 K: 0 S: 13	H: 3 LOB: 2 BB: 0 P: 23	R: 0 E: 0 K: 0 S: 6	H: 0 LOB: 2 BB: 2 P: 16	R: 0 E: 0 K: 1 S: 12	H: 1 LOB: 2 BB: 1 P: 19	R: 0 E: 0 K: 2 S: 11	H: 1 LOB: 1 BB: 0 P: 12	R: 3 E: 2 K: 0 S: 17	H: 2 LOB: 1 BB: 0 P: 21	1B: 6 2B: 3 3B: 1 HR: 1	SF: 0 SAC: 0 DP: 3 HBP: 0	WP: 0 PB: 0 SB: 1 CS: 0	PA: 41		
PITCHER	IP WLS BF H R ER SO	IP WLS BF H R ER SO	IP WLS BF H R ER SO	IP WLS BF H R ER SO	IP WLS BF H R ER SO	IP WLS BF H R ER SO	IP WLS BF H R ER SO	IP WLS BF H R ER SO	IP WLS BF H R ER SO	IP WLS BF H R ER SO	IP WLS BF H R ER SO	IP WLS BF H R ER SO	IP WLS BF H R ER SO	IP WLS BF H R ER SO	IP WLS BF H R ER SO	IP WLS BF H R ER SO	IP WLS BF H R ER SO	IP WLS BF H R ER SO	IP WLS BF H R ER SO	IP WLS BF H R ER SO	IP WLS BF H R ER SO	IP WLS BF H R ER SO	IP WLS BF H R ER SO	
55 Roberto Hernandez, R ERA: 3.86	6.1	27	7	2	2	2	4	0	0	0	0	0	56	96	2.84	1.737								
49 Tony Sipp, L ERA: 2.53	7.1	5	2	0	0	1	0	0	0	0	0	0	12	15	0.00	2.000								
54 Chris Perez, R ERA: 2.89	8.1	9	2	3	0	2	0	0	0	0	1	24	29	0.00	1.200									

Toronto Blue Jays @ Cleveland Indians
Progressive Field, Cleveland, OH
Wed May 05 2010, 12:08 PM - 3:09 PM EDT
Att: 12,563 - Sunny - 74 F

AB	37
R	5
H	11
RBI	4
BB	4
SO	5
LOB	24

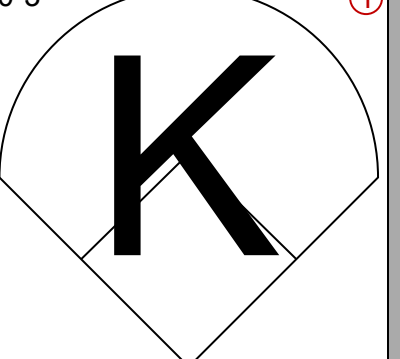
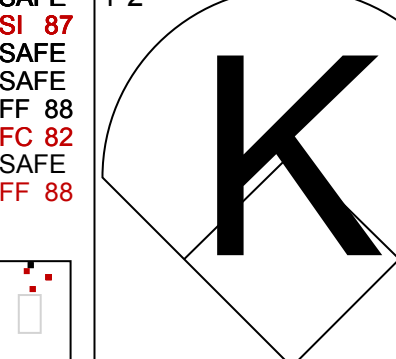
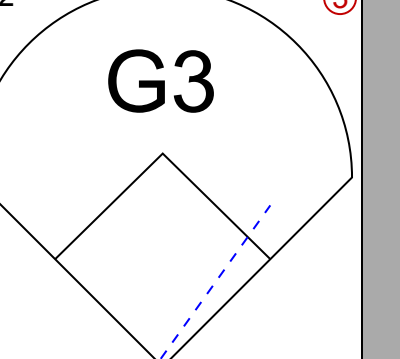
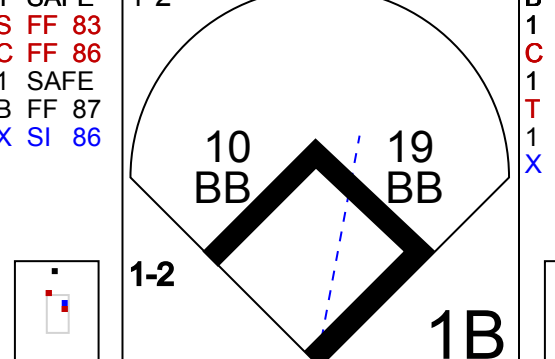
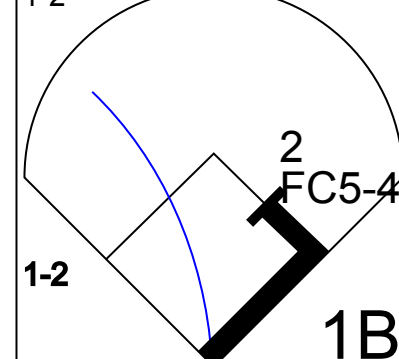
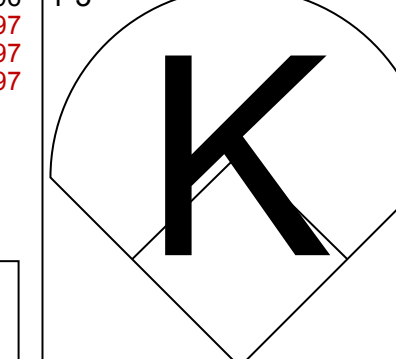
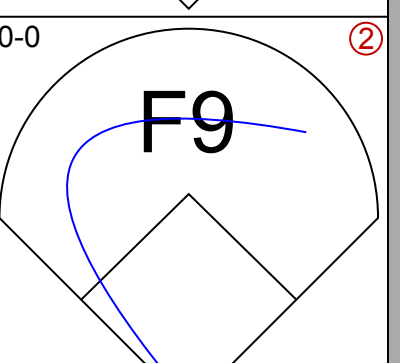
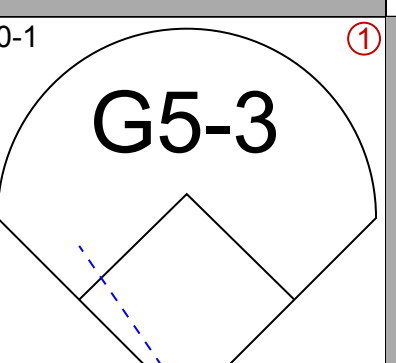
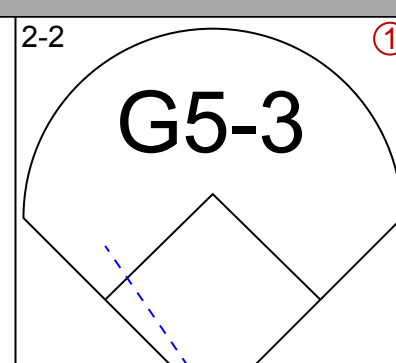
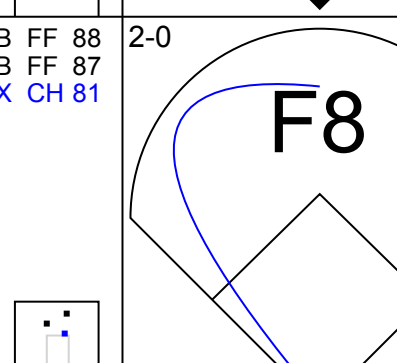
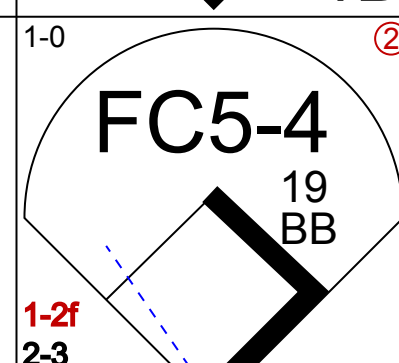
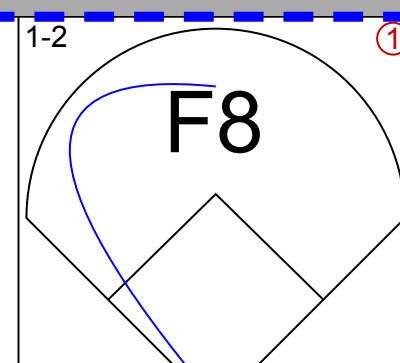
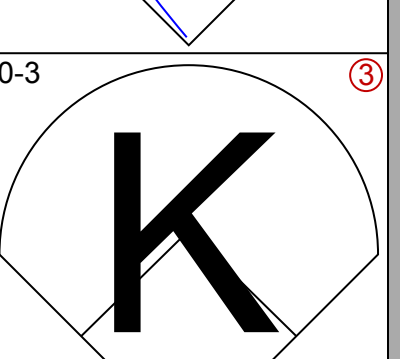
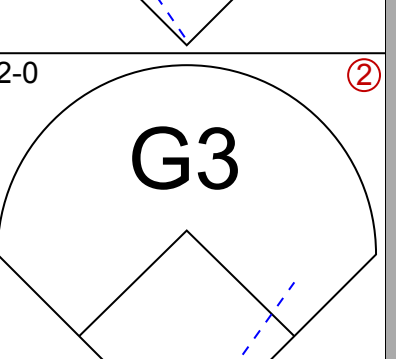
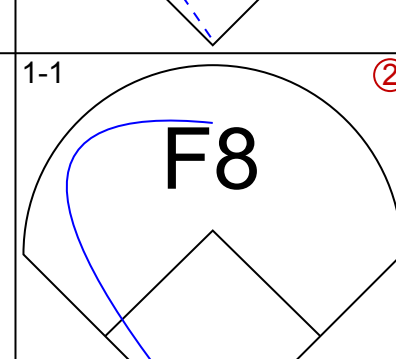
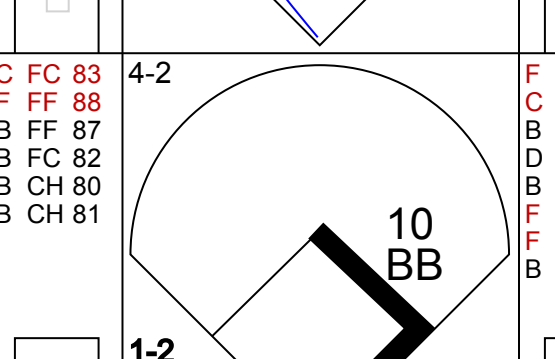
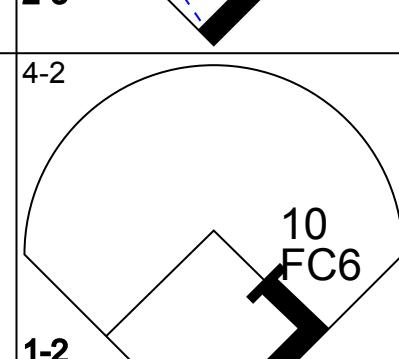
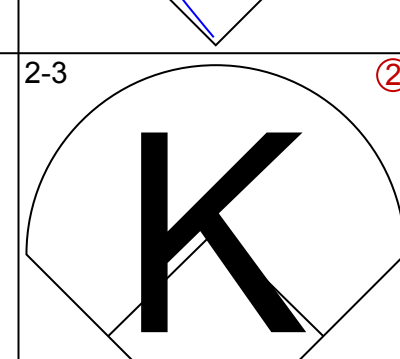
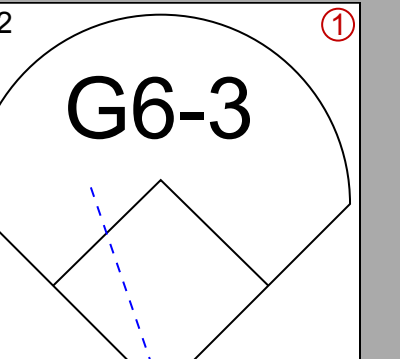
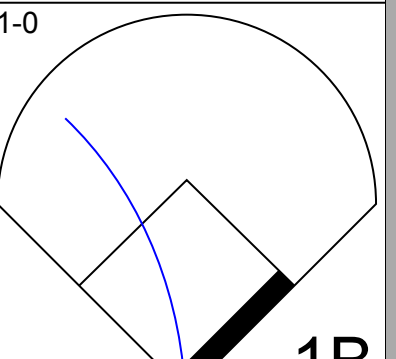
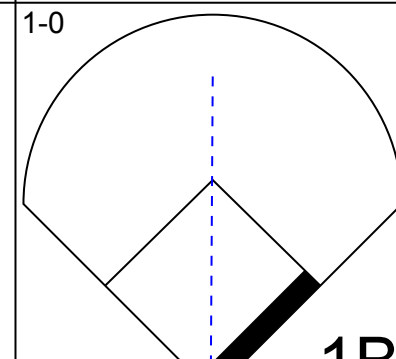
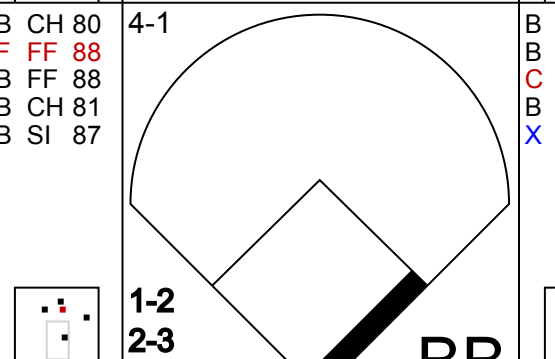
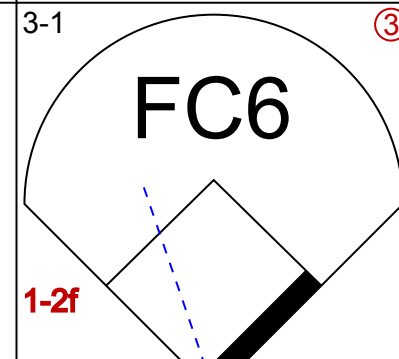
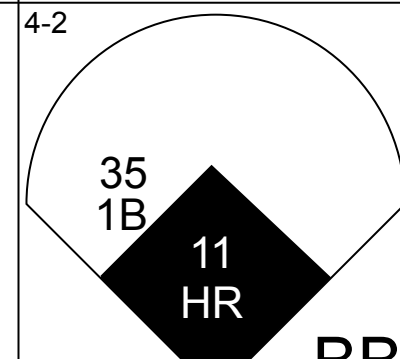
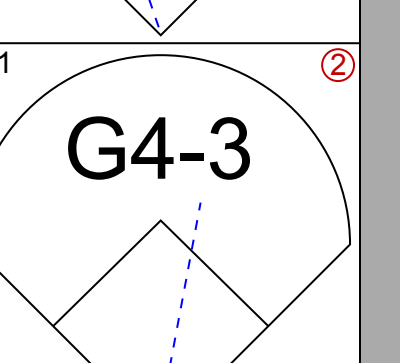
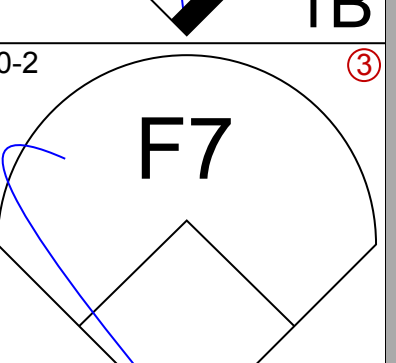
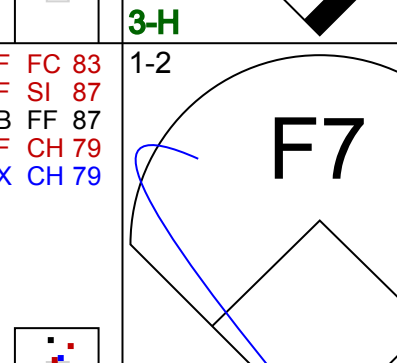
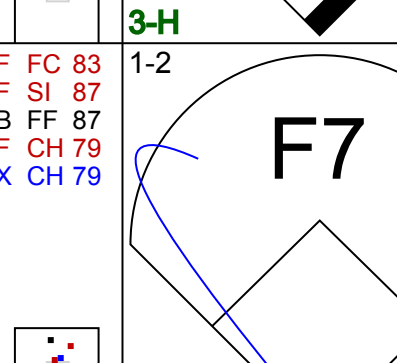
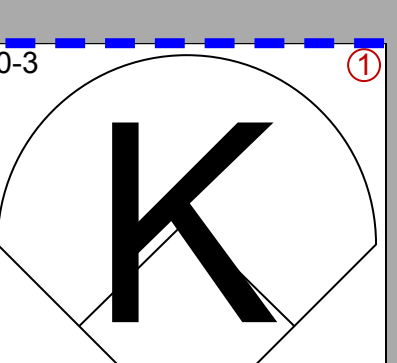
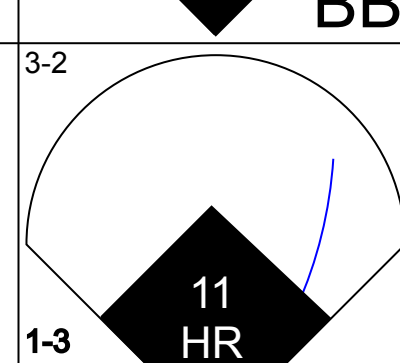
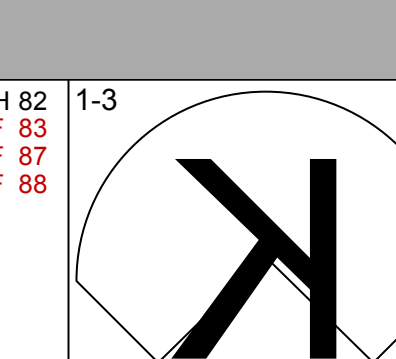
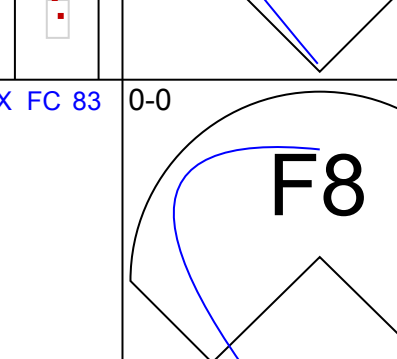
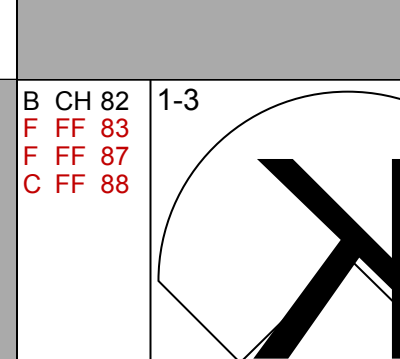
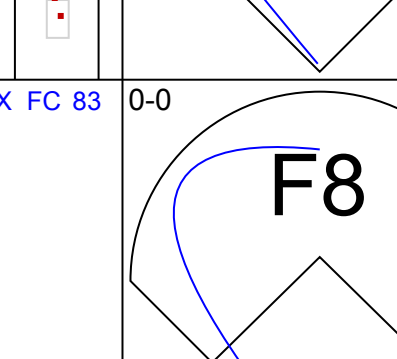
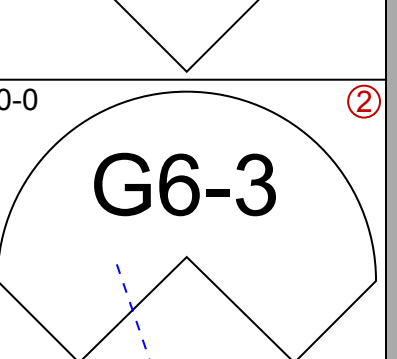
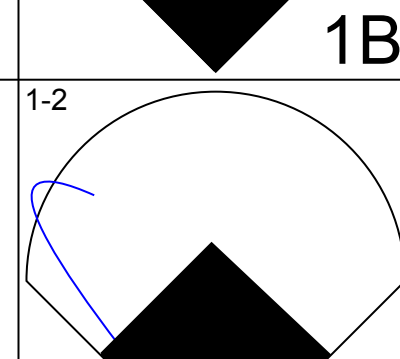
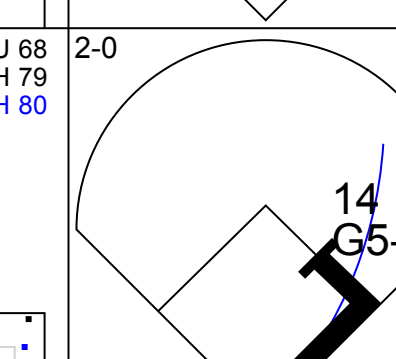
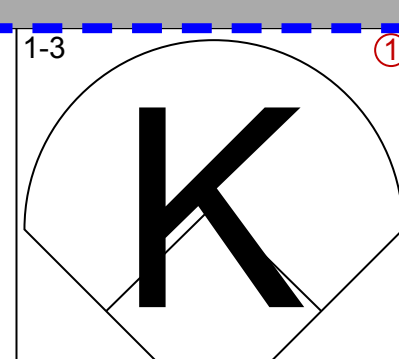
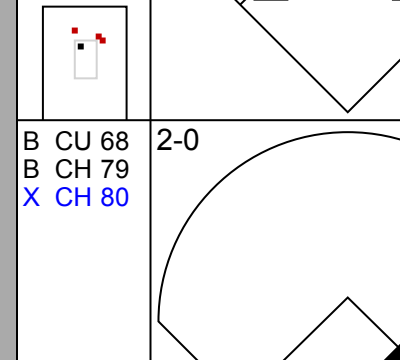
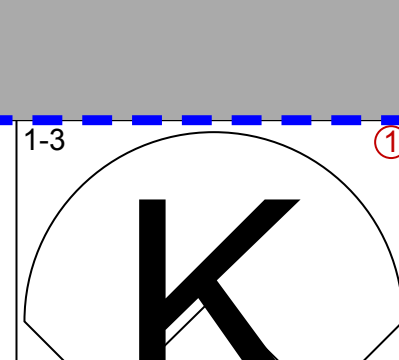
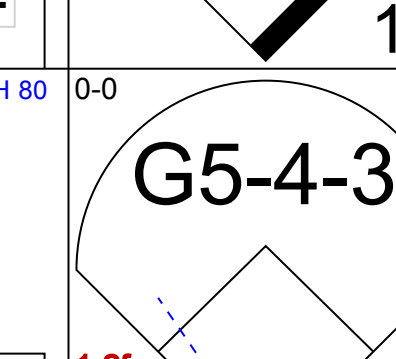
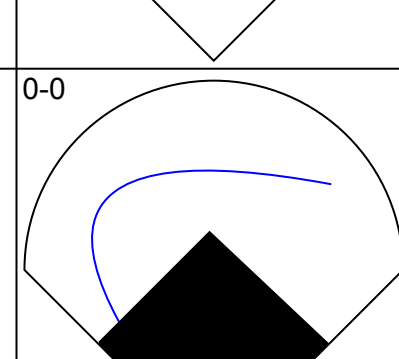
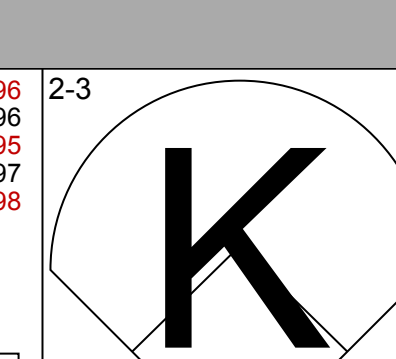
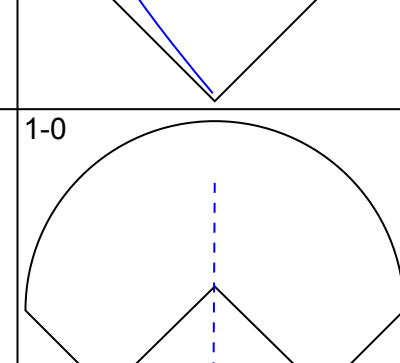
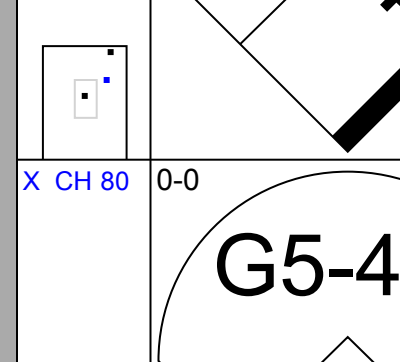
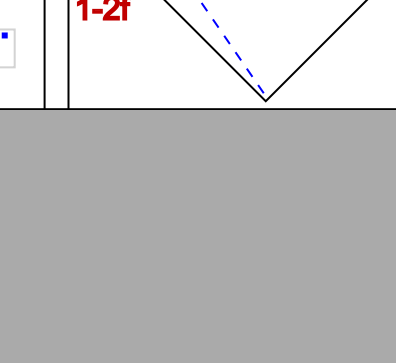
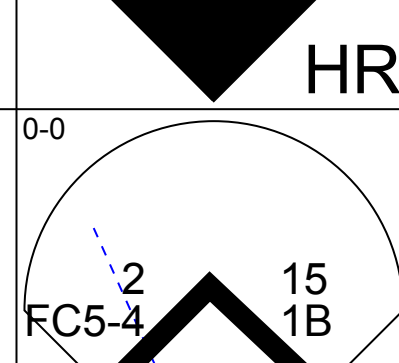
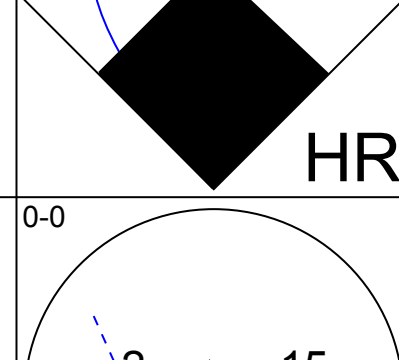
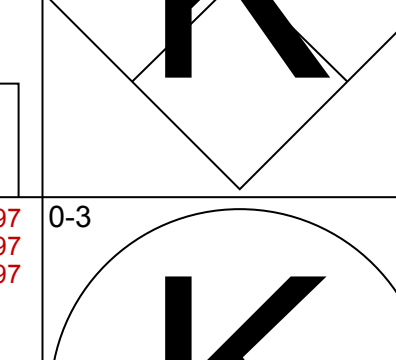
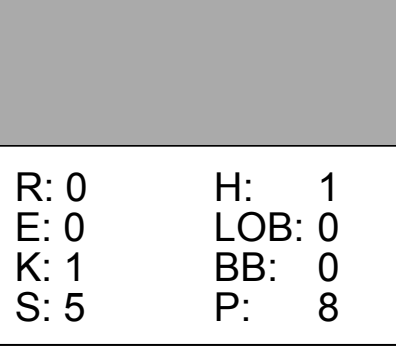
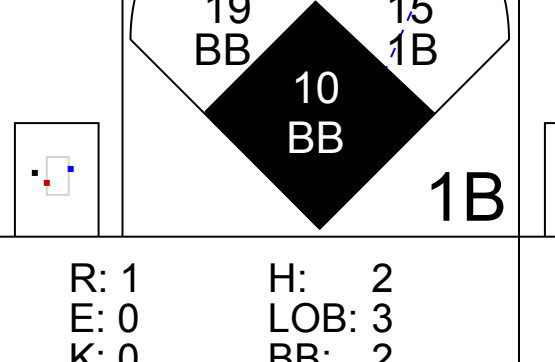
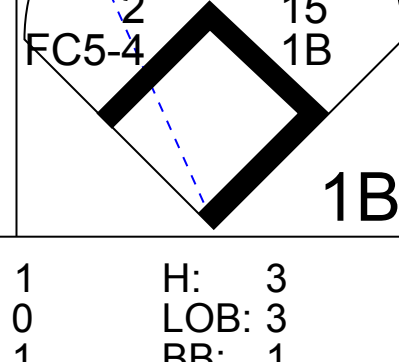
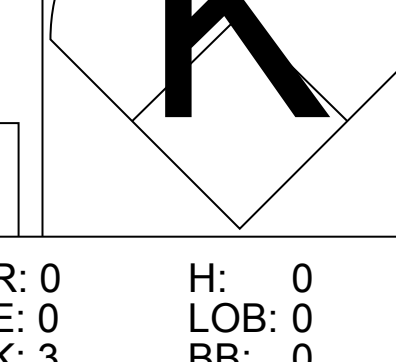


Batter	1	2	3	4	5	6	7	8	9	AB	R	H	RBI	BB	SO	LOB	BOTTOM							
12 Mark Grudzielanek, R OBP: 0.260, SLG: 0.229	BB		G5-3	L7					G6-3								4	0	0	0	1	0	6	
24 Grady Sizemore, L OBP: 0.282, SLG: 0.320	P6																5	0	1	1	0	1	1	
17 Shin-Soo Choo, L OBP: 0.421, SLG: 0.475																	4	0	1	0	1	1	1	
2 Jhonny Peralta, R OBP: 0.324, SLG: 0.375																	5	0	0	0	0	2	4	
48 Travis Hafner, L OBP: 0.330, SLG: 0.363																	3	2	1	1	0	1	2	
33 Russell Branyan, L OBP: 0.276, SLG: 0.303																	4	0	1	0	0	3	0	
7 Matt LaPorta, R OBP: 0.276, SLG: 0.243																	3	0	2	0	0	1	0	
26 Austin Kearns, R OBP: 0.413, SLG: 0.567																	1	1	1	0	0	0	0	
1 Luis Valbuena, L OBP: 0.316, SLG: 0.317																	3	0	1	1	1	2	3	
52 Mike Redmond, R OBP: 0.314, SLG: 0.344																	2	1	1	1	1	1	2	
30 Lou Marson, R OBP: 0.274, SLG: 0.281																	1	0	0	0	0	0	1	
Inning Stats	R: 0 E: 0 K: 2 S: 12	H: 0 LOB: 2 BB: 2 P: 22	R: 0 E: 0 K: 3 S: 12	H: 0 LOB: 0 BB: 0 P: 17	R: 1 E: 0 K: 1 S: 13	H: 1 LOB: 1 BB: 1 P: 21	R: 1 E: 0 K: 2 S: 12	H: 2 LOB: 2 BB: 1 P: 20	R: 0 E: 0 K: 0 S: 7	H: 0 LOB: 0 BB: 0 P: 9	R: 1 E: 0 K: 1 S: 8	H: 3 LOB: 2 BB: 0 P: 13	R: 0 E: 0 K: 2 S: 8	H: 0 LOB: 0 BB: 0 P: 11	R: 1 E: 0 K: 1 S: 13	H: 2 LOB: 1 BB: 0 P: 20	R: 0 E: 0 K: 0 S: 7	H: 1 LOB: 1 BB: 0 P: 12	1B: 5 2B: 3 3B: 0 HR: 1	SF: 0 SAC: 0 DP: 1 HBP: 1	WP: 0 PB: 0 SB: 0 CS: 0	PA: 40		
PITCHER	IP WLS BF H R ER SO	IP WLS BF H R ER SO	IP WLS BF H R ER SO	IP WLS BF H R ER SO	IP WLS BF H R ER SO	IP WLS BF H R ER SO	IP WLS BF H R ER SO	IP WLS BF H R ER SO	IP WLS BF H R ER SO	IP WLS BF H R ER SO	IP WLS BF H R ER SO	IP WLS BF H R ER SO	IP WLS BF H R ER SO	IP WLS BF H R ER SO	IP WLS BF H R ER SO	IP WLS BF H R ER SO	IP WLS BF H R ER SO	IP WLS BF H R ER SO	IP WLS BF H R ER SO	IP WLS BF H R ER SO	IP WLS BF H R ER SO	IP WLS BF H R ER SO	IP WLS BF H R ER SO	
23 Brandon Morrow, R ERA: 5.4	5.1	27	6	3	3	0	4	0	1	0	0	0	63	100	5.06	1.875								
57 Shawn Camp, R ERA: 2.5	0.2	1	0	0	0	0	0	0	0	0	0	1	2	0.00	0.000									
50 Rommie Lewis, L ERA: 5.06	1.2	7	2	1	1	3	0	0	0	0	0	20	30	5.40	1.200									
54 Jason Frasor, R ERA: 7.36	1.1	5	1	0	0	0	0	0	0	0	0	8	13	0.00	0.750									

Toronto Blue Jays @ Cleveland Indians
Progressive Field, Cleveland, OH
Wed May 05 2010, 12:08 PM - 3:09 PM EDT
Att: 12,563 - Sunny - 74 F


AB	35
R	4
H	9
RBI	4
BB	4
SO	12
LOB	20

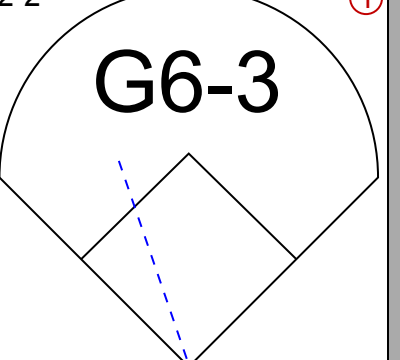
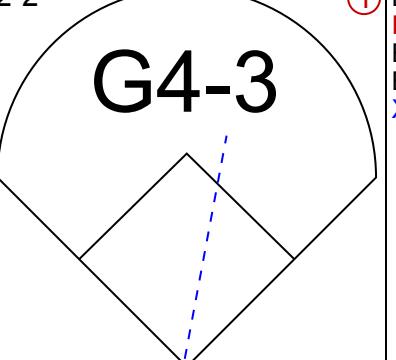
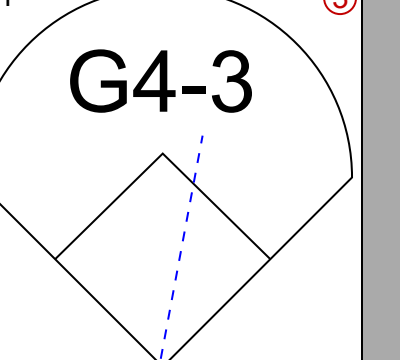
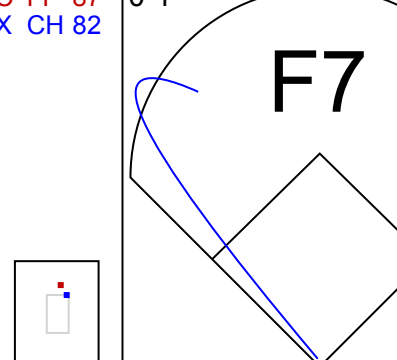
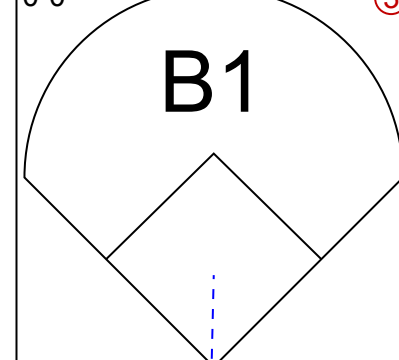
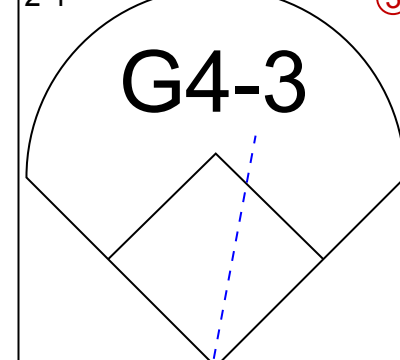
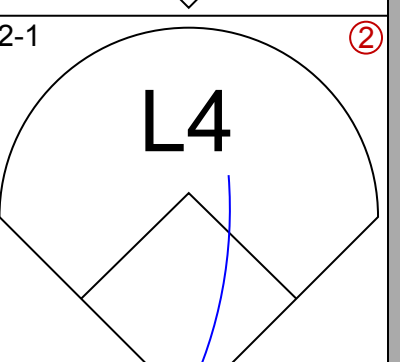
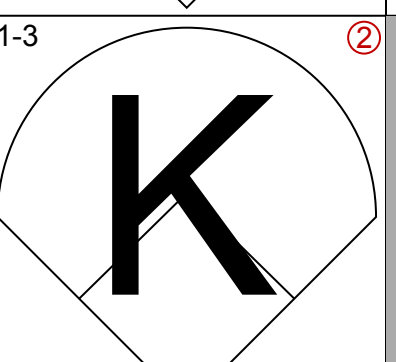
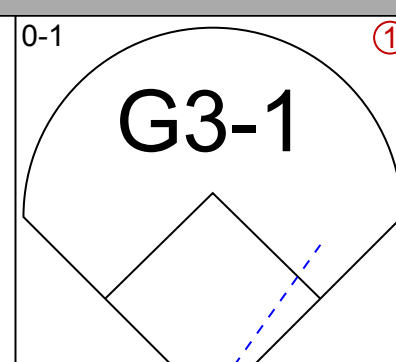
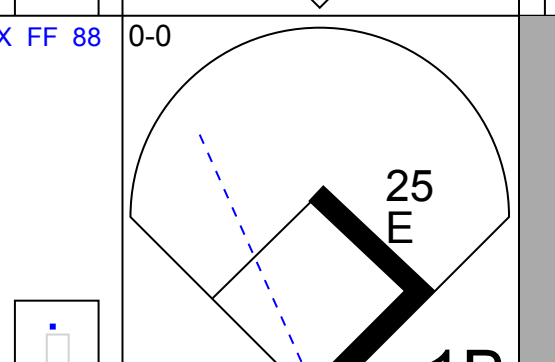
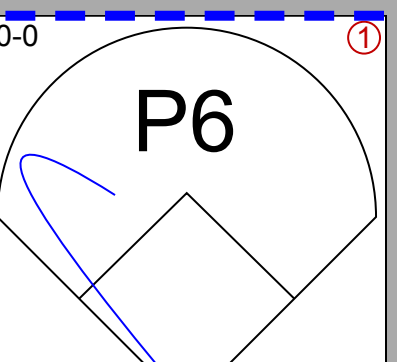
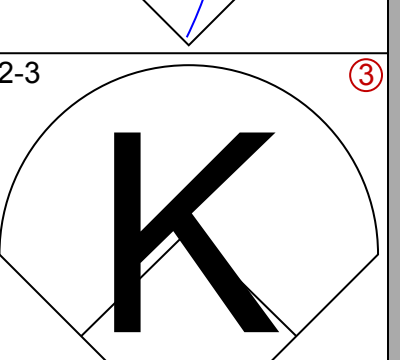
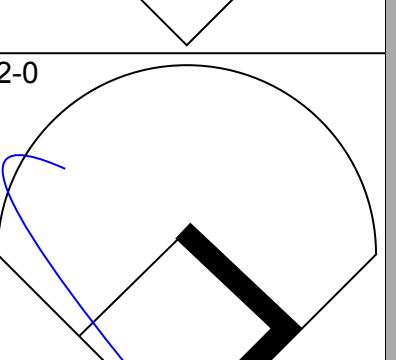
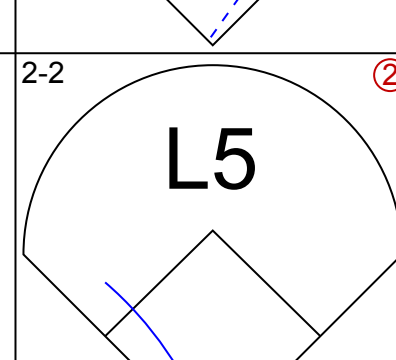
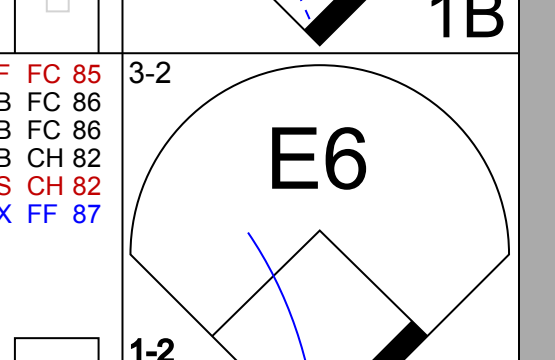
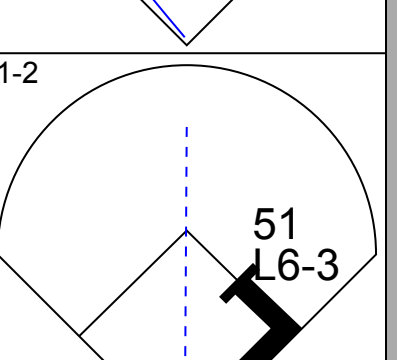
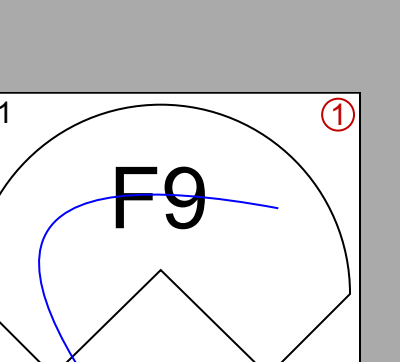
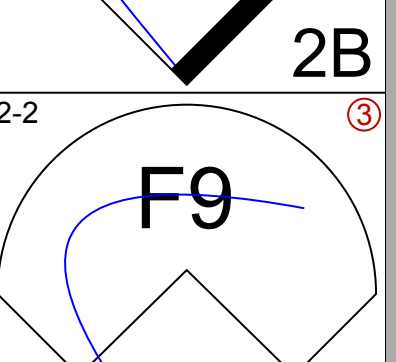
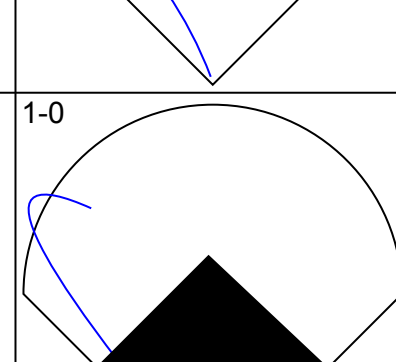
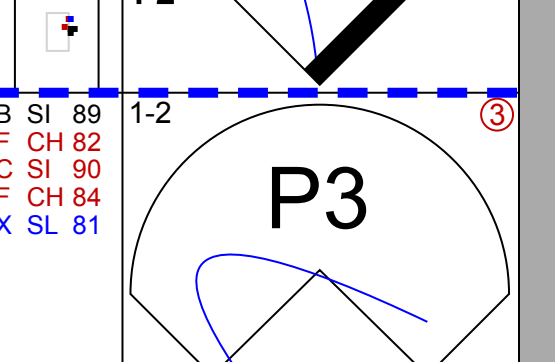
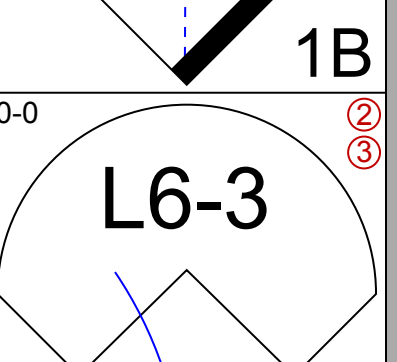
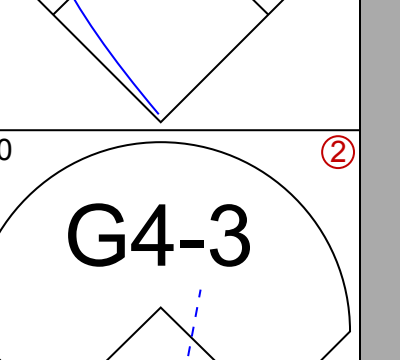
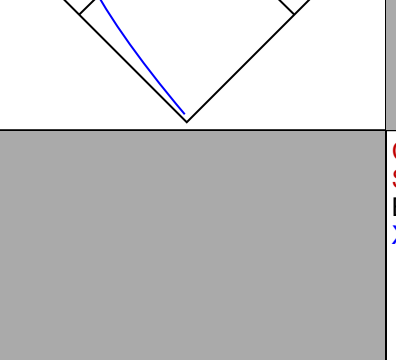
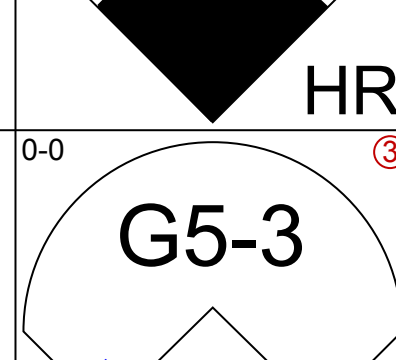
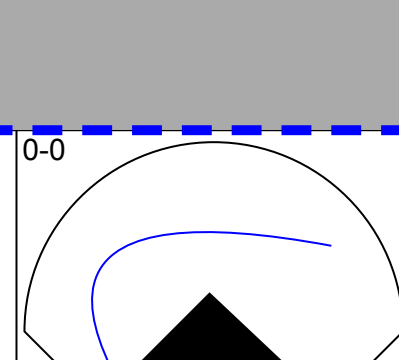
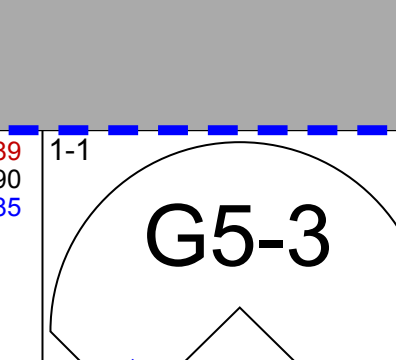
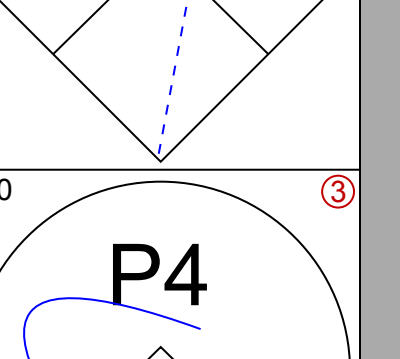
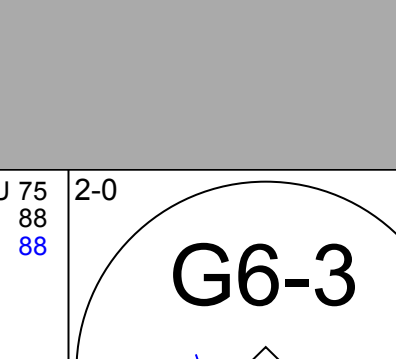
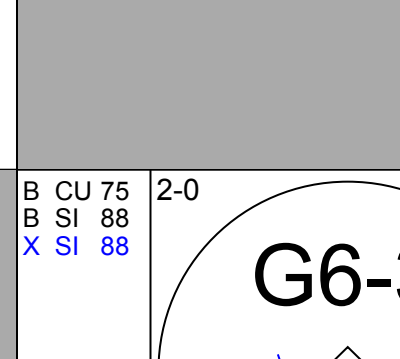
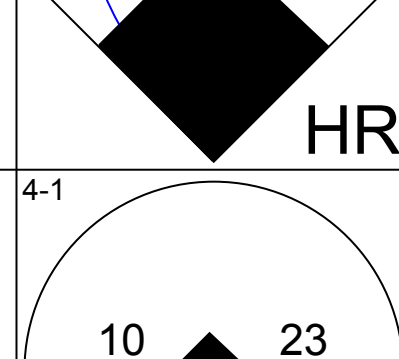
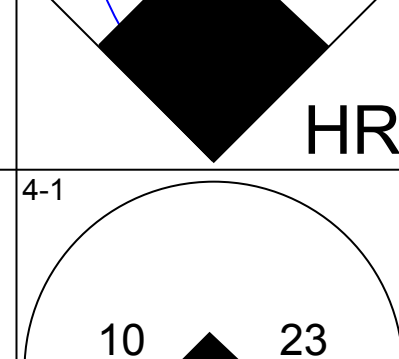
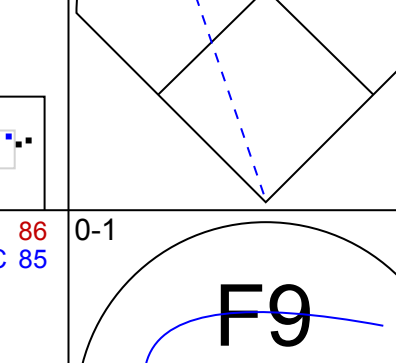
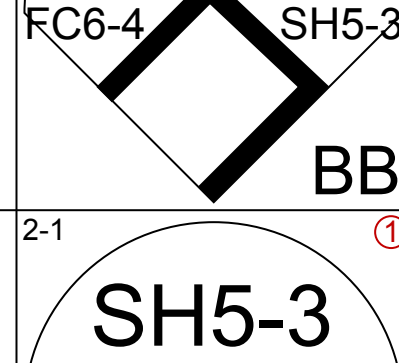
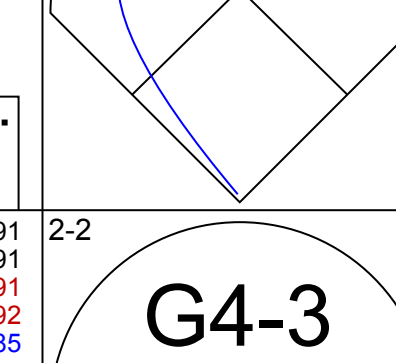
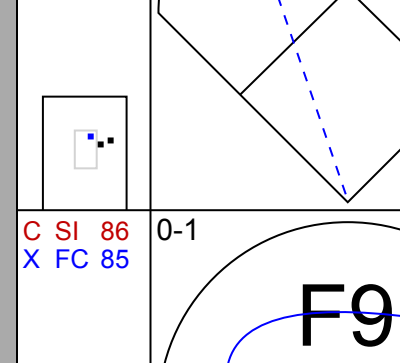
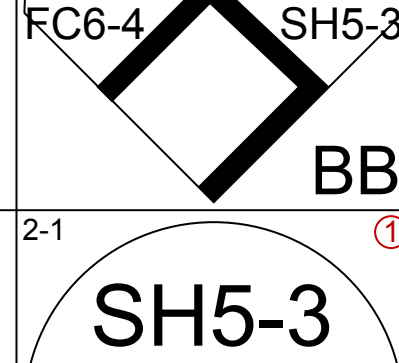
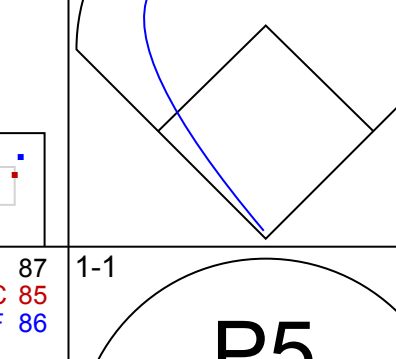
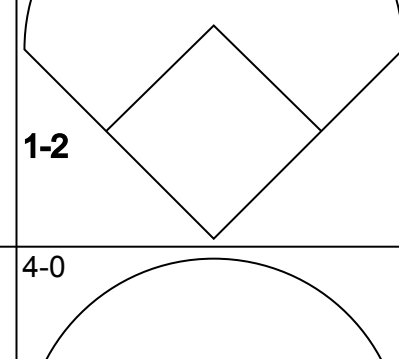
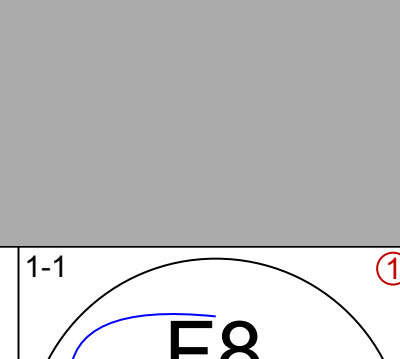
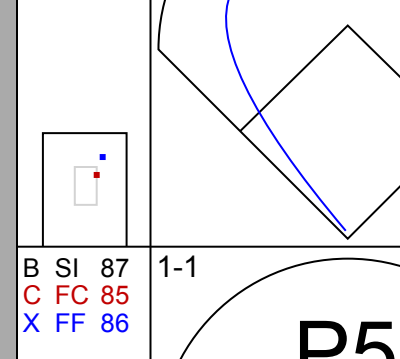
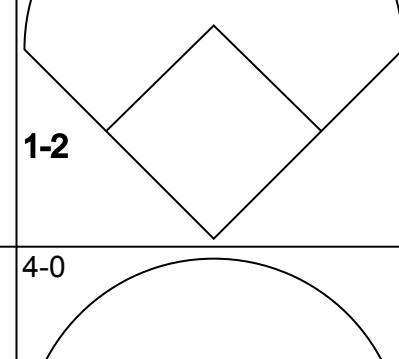
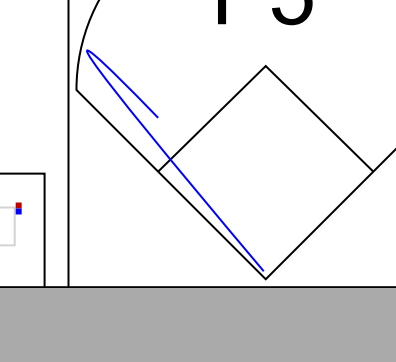
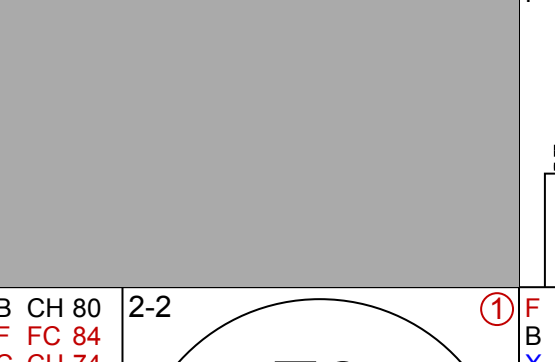
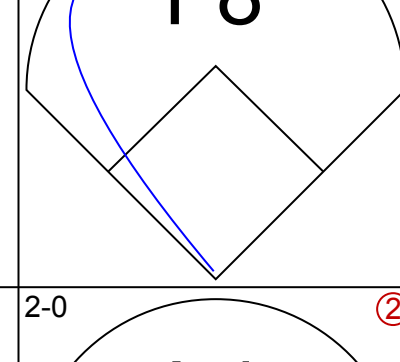
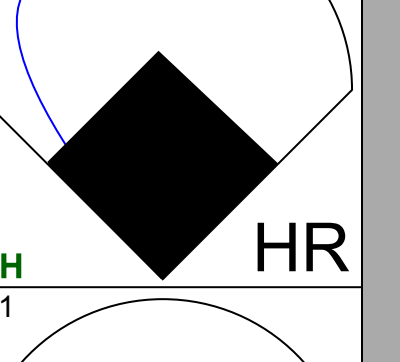
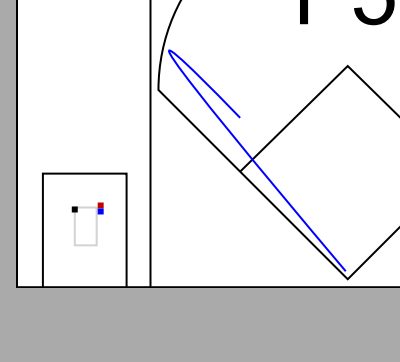
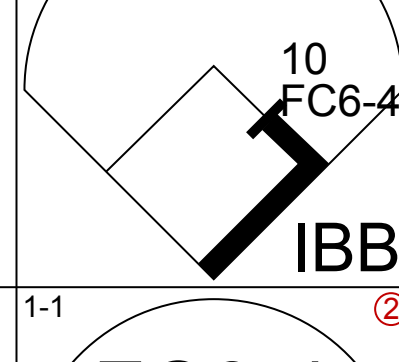
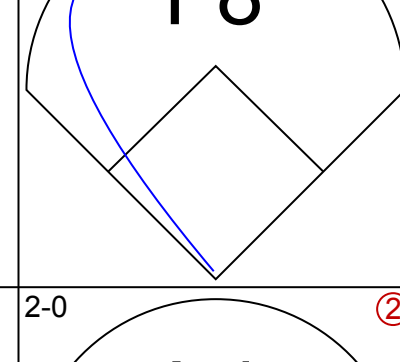


Batter	1	2	3	4	5	6	7	8	9	10	11	12	AB	R	H	RBI	BB	SO	LOB	TOP						
15 Fred Lewis, L OBP: 0.337, SLG: 0.461													6	0	2	0	0	3	1							
2 Aaron Hill, R OBP: 0.313, SLG: 0.338														6	0	0	0	0	0	4						
19 José Bautista, R OBP: 0.316, SLG: 0.457														4	0	0	0	2	2	0						
10 Vernon Wells, R OBP: 0.403, SLG: 0.636														4	1	2	1	2	0	3						
35 Lyle Overbay, L OBP: 0.282, SLG: 0.315														6	1	1	0	0	1	5						
11 Alex Gonzalez, R OBP: 0.363, SLG: 0.592														6	1	1	3	0	1	3						
21 Randy Ruiz, R OBP: 0.187, SLG: 0.333														3	1	2	0	0	0	0						
26 Adam Lind, L OBP: 0.321, SLG: 0.415														3	0	0	0	0	3	0						
14 John Buck, R OBP: 0.274, SLG: 0.562														5	2	2	3	0	1	1						
45 Travis Snider, L OBP: 0.327, SLG: 0.447													5	1	3	0	0	1	0							
Inning Stats	R: 0 E: 0 K: 2 S: 8	H: 0 LOB: 0 BB: 0 P: 8	R: 0 E: 0 K: 0 S: 7	H: 0 LOB: 0 BB: 0 P: 9	R: 0 E: 0 K: 1 S: 9	H: 1 LOB: 1 BB: 0 P: 13	R: 0 E: 0 K: 0 S: 7	H: 1 LOB: 1 BB: 0 P: 10	R: 2 E: 0 K: 0 S: 11	H: 2 LOB: 0 BB: 0 P: 13	R: 0 E: 0 K: 1 S: 9	H: 1 LOB: 0 BB: 0 P: 8	R: 1 E: 0 K: 0 S: 14	H: 2 LOB: 3 BB: 2 P: 27	R: 1 E: 0 K: 1 S: 15	H: 3 LOB: 3 BB: 1 P: 25	R: 0 E: 0 K: 2 S: 7	H: 0 LOB: 0 BB: 0 P: 10	R: 0 E: 0 K: 3 S: 9	H: 0 LOB: 0 BB: 0 P: 12	R: 3 E: 0 K: 2 S: 19	H: 2 LOB: 0 BB: 1 P: 32	1B: 9 2B: 1 3B: 0 HR: 3	SF: 0 SAC: 0 DP: 1 HBP: 0	WP: 0 PB: 0 SB: 0 CS: 0	PA: 52
PITCHER	IP WLS BF H R ER SO BB IBB HBP BLK WP HR S P ERA WHIP	56 Mark Buehrle, L ERA: 4.96	45 Bobby Jenks, R ERA: 4.5	37 Matt Thornton, L ERA: 2.45	40 J. J. Putz, R ERA: 4.91	PITCHER	IP WLS BF H R ER SO BB IBB HBP BLK WP HR S P ERA WHIP	56 Mark Buehrle, L ERA: 4.96	45 Bobby Jenks, R ERA: 4.5	37 Matt Thornton, L ERA: 2.45	40 J. J. Putz, R ERA: 4.91	PITCHER	IP WLS BF H R ER SO BB IBB HBP BLK WP HR S P ERA WHIP	56 Mark Buehrle, L ERA: 4.96	45 Bobby Jenks, R ERA: 4.5	37 Matt Thornton, L ERA: 2.45	40 J. J. Putz, R ERA: 4.91									

Toronto Blue Jays @ Chicago White Sox
U.S. Cellular Field, Chicago, IL
Fri May 07 2010, 8:10 PM - 11:22 PM EDT
Alt. 20.072 - Cloudy - 54 F

AB 48
R 7
H 13
RBI 7
BB 4
SO 12
LOB 17



Batter	1	2	3	4	5	6	7	8	9	10	11	12	AB	R	H	RBI	BB	SO	LOB	BOTTOM				
1 Juan Pierre, L OBP: 0.276, SLG: 0.216													6	0	0	0	0	0	3					
11 Omar Vizquel, S OBP: 0.222, SLG: 0.161													5	0	1	0	0	1	0					
25 Andrew Jones, R OBP: 0.381, SLG: 0.646													5	0	2	0	0	1	1					
51 Alex Rios, R OBP: 0.336, SLG: 0.553													5	1	1	1	0	0	4					
12 A.J. Pierzynski, L OBP: 0.263, SLG: 0.307													5	1	1	1	0	0	0					
20 Carlos Quentin, R OBP: 0.302, SLG: 0.361													4	1	1	0	1	0	0					
23 Mark Teahen, L OBP: 0.326, SLG: 0.369													4	0	0	0	0	0	1					
7 Mark Kotsay, L OBP: 0.230, SLG: 0.309													4	1	1	2	1	0	0					
10 Alexei Ramirez, R OBP: 0.236, SLG: 0.327													5	0	1	0	0	0	2					
Inning Stats	R: 0 E: 0 K: 1 S: 8	H: 0 LOB: 0 BB: 0 P: 14	R: 0 E: 0 K: 0 S: 4	H: 0 LOB: 0 BB: 0 P: 6	R: 0 E: 0 K: 0 S: 13	H: 1 LOB: 1 BB: 0 P: 20	R: 1 E: 0 K: 0 S: 7	H: 1 LOB: 0 BB: 0 P: 10	R: 0 E: 0 K: 0 S: 5	H: 0 LOB: 0 BB: 0 P: 8	R: 0 E: 1 K: 0 S: 13	H: 1 LOB: 2 BB: 0 P: 19	R: 1 E: 0 K: 0 S: 7	H: 1 LOB: 2 BB: 2 P: 18	R: 0 E: 0 K: 0 S: 5	H: 1 LOB: 0 BB: 0 P: 6	R: 0 E: 0 K: 0 S: 9	H: 0 LOB: 0 BB: 0 P: 13	R: 0 E: 0 K: 0 S: 6	H: 0 LOB: 0 BB: 0 P: 10	1B: 2 2B: 4 3B: 0 HR: 3	SF: 0 SAC: 1 DP: 1 HBP: 0	WP: 0 PB: 0 SB: 0 CS: 0	PA: 46
PITCHER	IP WLS BF H R ER SO BB IBB HBP BLK WP HR S P ERA WHIP	28 Shaun Marcum, R ERA: 3.19	57 Shawn Camp, R ERA: 2.35	63 Kevin Gregg, R ERA: 1.2	54 Jason Frasor, R ERA: 6.75	37 Scott Downs, L ERA: 3.45	PITCHER	IP WLS BF H R ER SO BB IBB HBP BLK WP HR S P ERA WHIP	28 Shaun Marcum, R ERA: 3.19	57 Shawn Camp, R ERA: 2.35	63 Kevin Gregg, R ERA: 1.2	54 Jason Frasor, R ERA: 6.75	37 Scott Downs, L ERA: 3.45	PITCHER	IP WLS BF H R ER SO BB IBB HBP BLK WP HR S P ERA WHIP	28 Shaun Marcum, R ERA: 3.19	57 Shawn Camp, R ERA: 2.35	63 Kevin Gregg, R ERA: 1.2	54 Jason Frasor, R ERA: 6.75	37 Scott Downs, L ERA: 3.45				

Toronto Blue Jays @ Chicago White Sox
U.S. Cellular Field, Chicago, IL
Fri May 07 2010, 8:10 PM - 11:22 PM EDT
Alt. 20.072 - Cloudy - 54 F

AB 43
R 4
H 8
RBI 4
BB 2
SO 2
LOB 11



Batter	1	2	3	4	5	6	7	8	9	AB R H RBI BB SO LOB	TOP									
15 Fred Lewis, L (1, 7) OBP: 0.345, SLG: 0.475	G6-3			F8					G6-3 26 2B	4 1 2 0 0 0 0	Toronto Blue Jays @ Chicago White Sox U.S. Cellular Field, Chicago, IL Sat May 08 2010, 7:09 PM - 9:50 PM EDT Att: 24,945 - Clear - 46 F livebaseballscorecards.com									
2 Aaron Hill, R (1, 4) OBP: 0.296, SLG: 0.319	P4			K					G6-3	4 0 0 0 0 2 2										
26 Adam Lind, L (1, 10) OBP: 0.312, SLG: 0.402	F9			K					G6-3	4 0 0 0 0 1 1										
10 Vernon Wells, R (1, 8) OBP: 0.399, SLG: 0.631										4 0 1 1 0 2 0										
35 Lyle Overbay, L (1, 3) OBP: 0.273, SLG: 0.304										4 0 0 0 0 1 1										
11 Alex Gonzalez, R (1, 6) OBP: 0.304, SLG: 0.609										3 1 1 1 0 1 0										
19 José Bautista, R (1, 5) OBP: 0.309, SLG: 0.445										3 0 0 0 0 0 0										
14 John Buck, R (1, 2) OBP: 0.276, SLG: 0.587										3 1 1 1 0 0 0										
45 Travis Snider, L (1, 9) OBP: 0.318, SLG: 0.433										3 0 0 0 0 2 0										
Inning Stats	R: 0 H: 0 E: 0 K: 0 S: 9	H: 0 LOB: 0 BB: 0 P: 13	R: 0 H: 0 E: 0 K: 2 S: 8	H: 0 LOB: 0 BB: 0 P: 13	R: 0 H: 0 E: 0 K: 0 S: 8	H: 0 LOB: 0 BB: 0 P: 13	R: 0 H: 0 E: 0 K: 2 S: 14	H: 0 LOB: 0 BB: 0 P: 19	R: 0 H: 0 E: 0 K: 0 S: 6	H: 2 LOB: 1 BB: 0 P: 9	R: 0 H: 0 E: 0 K: 1 S: 9	H: 0 LOB: 0 BB: 0 P: 12	R: 1 H: 1 E: 0 K: 1 S: 12	H: 1 LOB: 1 BB: 0 P: 17	R: 1 H: 2 E: 0 K: 1 S: 12	H: 2 LOB: 1 BB: 0 P: 20	1B: 1 2B: 2 3B: 0 HR: 2	SF: 0 SAC: 0 DP: 0 HBP: 0	WP: 0 PB: 0 SB: 0 CS: 0	PA: 32
PITCHER	IP WLS BF H R ER SO BB IBB HBP BLK WP HR S P ERA WHIP											IP WLS BF H R ER SO BB IBB HBP BLK WP HR S P ERA WHIP								
44 Jake Peavy, R (1, 1) ERA: 5.56	8.0 W 27 3 2 2 8 0 0 0 0 0 0 2 83 119 2.25 0.375											1.0 5 2 1 1 1 0 0 0 0 0 0 0 12 20 9.00 2.000								
46 Sergio Santos, R (9, 1) ERA: 0.73																				

Batter	1	2	3	4	5	6	7	8	9	AB R H RBI BB SO LOB	BOTTOM									
1 Juan Pierre, L (1, 7) OBP: 0.282, SLG: 0.223	G5-3			G4-3					E1 25 3B	5 1 2 0 0 1 1	Toronto Blue Jays @ Chicago White Sox U.S. Cellular Field, Chicago, IL Sat May 08 2010, 7:09 PM - 9:50 PM EDT Att: 24,945 - Clear - 46 F livebaseballscorecards.com									
15 Gordon Beckham, R (1, 4) OBP: 0.317, SLG: 0.269									P1	3 1 1 1 2 0 1										
25 Andruw Jones, R (1, 10) OBP: 0.373, SLG: 0.644	P5								G6-3	5 1 1 1 0 1 5										
14 Paul Konerko, R (1, 3) OBP: 0.407, SLG: 0.747									G6-3	3 2 2 2 1 0 0										
51 Alex Rios, R (1, 8) OBP: 0.333, SLG: 0.551									G6-3	4 1 1 1 0 1 1										
12 A.J. Pierzynski, L (1, 2) OBP: 0.273, SLG: 0.308									G6-3	3 1 1 0 1 0 0										
20 Carlos Quentin, R (1, 9) OBP: 0.308, SLG: 0.354									F7	2 0 0 1 2 0 1										
23 Mark Teahen, L (1, 5) OBP: 0.323, SLG: 0.356									G4-3	3 0 0 1 1 1 2										
10 Alexei Ramirez, R (1, 6) OBP: 0.248, SLG: 0.333									G6-3	4 0 2 0 0 0 3										
Inning Stats	R: 2 H: 1 E: 0 K: 1 S: 17	H: 3 LOB: 3 BB: 1 P: 28	R: 1 H: 3 E: 0 K: 1 S: 18	H: 3 LOB: 1 BB: 1 P: 33	R: 0 H: 0 E: 0 K: 0 S: 6	H: 0 LOB: 0 BB: 0 P: 8	R: 0 H: 1 E: 0 K: 0 S: 9	H: 1 LOB: 1 BB: 1 P: 15	R: 0 H: 2 E: 0 K: 1 S: 9	H: 2 LOB: 1 BB: 0 P: 15	R: 0 H: 0 E: 0 K: 0 S: 7	H: 0 LOB: 0 BB: 0 P: 12	R: 4 H: 3 E: 1 K: 0 S: 13	H: 3 LOB: 3 BB: 4 P: 40	R: 0 H: 0 E: 0 K: 1 S: 10	H: 0 LOB: 0 BB: 0 P: 12	1B: 7 2B: 2 3B: 1 HR: 1	SF: 0 SAC: 0 DP: 2 HBP: 0	WP: 0 PB: 0 SB: 0 CS: 0	PA: 39
PITCHER	IP WLS BF H R ER SO BB IBB HBP BLK WP HR S P ERA WHIP											IP WLS BF H R ER SO BB IBB HBP BLK WP HR S P ERA WHIP								
27 Brett Cecil, L (1, 1) ERA: 3.12	5.1 L 24 3 3 4 0 1 0 0 0 0 0 0 14 28 27.00 3.000											1.1 8 3 4 4 0 1 0 0 0 0 0 0 13 30 0.00 1.500								
17 Josh Roenicke, R (6, 1) ERA: 8.31																				
44 Casey Janssen, R (7, 1) ERA: 5.84																				

Batter	1	2	3	4	5	6	7	8	9	AB	R	H	RBI	BB	SO	LOB	TOP			
15 Fred Lewis, L (1,7) OBP: 0.337, SLG: 0.494										5	1	1	3	0	2	2	<p>Toronto Blue Jays @ Chicago White Sox U.S. Cellular Field, Chicago, IL Sun May 09 2010, 2:07 PM - 5:35 PM EDT Att. 23,850 - Sunny - 55 F</p> <p>livebaseballscorecards.com</p> <p>AB 38 R 9 H 11 RBI 9 BB 4 SO 11 LOB 20</p>			
2 Aaron Hill, R (1,4) OBP: 0.326, SLG: 0.347										3	2	2	0	1	1	0				
26 Adam Lind, L (1,10) OBP: 0.315, SLG: 0.397										4	1	1	2	1	1	3				
10 Vernon Wells, R (1,8) OBP: 0.406, SLG: 0.661										5	2	3	2	0	0	4				
21 Randy Ruiz, R (1,3) OBP: 0.143, SLG: 0.286										4	0	0	0	0	2	2				
35 Lyle Overbay, L (9,PH) OBP: 0.271, SLG: 0.301										1	0	0	0	0	0	2				
11 Alex Gonzalez, R (1,6) OBP: 0.300, SLG: 0.594										5	0	1	1	0	1	2				
19 José Bautista, R (1,5) OBP: 0.313, SLG: 0.447										4	0	1	1	1	1	1				
45 Travis Snider, L (1,9) OBP: 0.313, SLG: 0.431										5	1	1	0	0	2	4				
8 José Molina, R (1,2) OBP: 0.333, SLG: 0.240										1	1	0	0	1	1	0				
18 Mike McCoy, R (7,PR) OBP: 0.316, SLG: 0.324										0	0	0	0	0	0	0				
14 John Buck, R (7,2) OBP: 0.283, SLG: 0.591										1	1	1	0	0	0	0				
Inning Stats	R: 0 E: 0 K: 2 S: 8	H: 0 LOB: 0 BB: 0 P: 14	R: 1 E: 0 K: 1 S: 11	H: 2 LOB: 1 BB: 0 P: 19	R: 4 E: 0 K: 1 S: 17	H: 3 LOB: 0 BB: 0 P: 24	R: 0 E: 0 K: 3 S: 10	H: 0 LOB: 1 BB: 1 P: 15	R: 0 E: 0 K: 0 S: 11	H: 0 LOB: 1 BB: 1 P: 19	R: 0 E: 0 K: 0 S: 7	H: 0 LOB: 2 BB: 2 P: 25	R: 0 E: 0 K: 1 S: 9	H: 1 LOB: 1 BB: 0 P: 9	R: 4 E: 1 K: 1 S: 23	H: 5 LOB: 3 BB: 1 P: 36	1B: 5 2B: 4 3B: 0 HR: 2	SF: 0 SAC: 0 DP: 1 HBP: 2	WP: 0 PB: 0 SB: 1 CS: 0	PA: 44
PITCHER	IP WLS BF H R ER SO	IP WLS BF H R ER SO	IP WLS BF H R ER SO	IP WLS BF H R ER SO	IP WLS BF H R ER SO	IP WLS BF H R ER SO	IP WLS BF H R ER SO	IP WLS BF H R ER SO	IP WLS BF H R ER SO	IP WLS BF H R ER SO	IP WLS BF H R ER SO	IP WLS BF H R ER SO	IP WLS BF H R ER SO	IP WLS BF H R ER SO	IP WLS BF H R ER SO	IP WLS BF H R ER SO	ERA WHIP	ERA WHIP	ERA WHIP	
34 Gavin Floyd, R (1,1) ERA: 6.92	6.1	27	5	5	5	7	2	0	2	0	0	0	0	0	0	0	7.11	1.105		
37 Matt Thornton, L (7,1) ERA: 2.35	0.2	3	0	0	0	2	1	0	0	0	0	0	0	0	0	13	0.00	1.500		
57 Ramon Pena, R (8,1) ERA: 6.32	1.0	H	4	1	0	0	1	0	0	0	0	0	0	0	9	0.00	1.000			
45 Bobby Jenks, R (9,1) ERA: 6.75	0.0	L	4	4	4	3	0	0	0	0	0	0	0	0	1	9	∞	∞		
71 Scott Linebrink, R (9,1) ERA: 4.39	1.0	6	1	0	0	1	1	0	0	0	0	0	0	0	14	20	0.00	2.000		

Batter	1	2	3	4	5	6	7	8	9	AB	R	H	RBI	BB	SO	LOB	BOTTOM					
1 Juan Pierre, L (1,7) OBP: 0.292, SLG: 0.230										5	0	2	2	0	0	1	<p>Toronto Blue Jays @ Chicago White Sox U.S. Cellular Field, Chicago, IL Sun May 09 2010, 2:07 PM - 5:35 PM EDT Att. 23,850 - Sunny - 55 F</p> <p>livebaseballscorecards.com</p> <p>AB 37 R 7 H 11 RBI 6 BB 8 SO 12 LOB 25</p>					
15 Gordon Beckham, R (1,4) OBP: 0.305, SLG: 0.297										5	0	0	1	0	3	8						
25 Andruw Jones, R (1,10) OBP: 0.364, SLG: 0.620										5	0	1	0	0	2	5						
14 Paul Konerko, R (1,3) OBP: 0.398, SLG: 0.717										4	1	0	0	1	3	1						
51 Alex Rios, R (1,8) OBP: 0.361, SLG: 0.604										4	3	4	1	1	0	0						
20 Carlos Quentin, R (1,9) OBP: 0.328, SLG: 0.388										4	2	3	1	1	0	1						
10 Alexei Ramirez, R (1,6) OBP: 0.245, SLG: 0.321										4	0	0	0	1	1	6						
27 Ramon Castro, R (1,2) OBP: 0.348, SLG: 0.211										2	1	0	0	1	2	1						
12 AJ Pierzynski, L (7,PH) OBP: 0.327, SLG: 0.301										2	0	0	0	0	1	2						
5 Jayson Nix, R (1,5) OBP: 0.226, SLG: 0.304										1	0	1	1	3	0	0						
7 Mark Kotsay, L (9,PH) OBP: 0.226, SLG: 0.304										1	0	0	0	0	0	0						
Inning Stats	R: 0 E: 0 K: 2 S: 15	H: 1 LOB: 1 BB: 0 P: 23	R: 3 E: 0 K: 1 S: 14	H: 4 LOB: 2 BB: 1 P: 20	R: 1 E: 0 K: 1 S: 11	H: 1 LOB: 1 BB: 2 P: 25	R: 0 E: 0 K: 1 S: 11	H: 0 LOB: 1 BB: 1 P: 17	R: 0 E: 0 K: 2 S: 9	H: 1 LOB: 1 BB: 0 P: 12	R: 0 E: 0 K: 2 S: 13	H: 1 LOB: 2 BB: 1 P: 24	R: 2 E: 0 K: 1 S: 13	H: 2 LOB: 3 BB: 2 P: 30	R: 1 E: 0 K: 2 S: 15	H: 1 LOB: 1 BB: 1 P: 25	R: 0 E: 0 K: 1 S: 13	H: 0 LOB: 0 BB: 0 P: 19	1B: 7 2B: 3 3B: 0 HR: 1	SF: 0 SAC: 0 DP: 1 HBP: 1	WP: 2 PB: 1 SB: 1 CS: 0	PA: 46
PITCHER	IP WLS BF H R ER SO	IP WLS BF H R ER SO	IP WLS BF H R ER SO	IP WLS BF H R ER SO	IP WLS BF H R ER SO	IP WLS BF H R ER SO	IP WLS BF H R ER SO	IP WLS BF H R ER SO	IP WLS BF H R ER SO	IP WLS BF H R ER SO	IP WLS BF H R ER SO	IP WLS BF H R ER SO	IP WLS BF H R ER SO	IP WLS BF H R ER SO	IP WLS BF H R ER SO	IP WLS BF H R ER SO	ERA WHIP	ERA WHIP	ERA WHIP			
24 Ricky Romero, L (1,1) ERA: 3.42	5.1	28	8	4	4	7	5	0	1	0	0	0	0	0	0	12	18.00	2.000				
57 Shawn Camp, R (6,1) ERA: 3.31	1.0	B	6	2	2	2	1	0	1	0	0	0	0	0	7	16	0.00	1.500				
37 Scott Downs, L (7,1) ERA: 3.31	0.2	4	0	0	0	0	1	0	0	0	0	0	0	0	15	25	9.00	2.000				
54 Jason Frasor, R (8,1) ERA: 6.92	1.0	W	5	1	1	1	2	1	0	0	0	0	0	0	13	19	0.00	0.000				
63 Kevin Gregg, R (9,1) ERA: 1.13	1.0	S	3	0	0	0	1	0	0	0	0	0	0	0	0	0	0.00	0.000				

Batter	1	2	3	4	5	6	7	8	9	AB	R	H	RBI	BB	SO	LOB	TOP					
15 Fred Lewis, L OBP: 0.340, SLG: 0.489										5	0	2	1	0	2	0						
2 Aaron Hill, R OBP: 0.319, SLG: 0.329										4	0	0	0	1	1	3						
26 Adam Lind, L OBP: 0.304, SLG: 0.382										5	0	0	0	0	0	5						
10 Vernon Wells, R OBP: 0.395, SLG: 0.641										4	0	0	0	0	1	3						
35 Lyle Overbay, L OBP: 0.271, SLG: 0.293										3	1	0	0	1	0	0						
11 Alex Gonzalez, R OBP: 0.306, SLG: 0.599										4	2	2	0	0	1	0						
19 José Bautista, R OBP: 0.472										2	2	1	2	2	1	0						
14 John Buck, R OBP: 0.291, SLG: 0.598										4	1	2	2	0	1	1						
45 Travis Snider, L OBP: 0.311, SLG: 0.425										4	0	1	1	0	0	2						
Inning Stats	R: 0 E: 0 K: 2 S: 9	H: 0 LOB: 1 BB: 1 P: 16	R: 4 E: 1 K: 0 S: 17	H: 4 LOB: 2 BB: 2 P: 33	R: 0 E: 0 K: 2 S: 9	H: 0 LOB: 0 BB: 0 P: 11	R: 0 E: 1 K: 0 S: 10	H: 2 LOB: 2 BB: 0 P: 14	R: 2 E: 0 K: 1 S: 9	H: 2 LOB: 0 BB: 0 P: 14	R: 0 E: 0 K: 1 S: 7	H: 0 LOB: 0 BB: 0 P: 7	R: 0 E: 0 K: 0 S: 4	H: 0 LOB: 0 BB: 0 P: 6	R: 0 E: 0 K: 0 S: 9	H: 0 LOB: 1 BB: 1 P: 14	R: 0 E: 0 K: 1 S: 8	H: 0 LOB: 0 BB: 0 P: 13	1B: 5 2B: 2 3B: 0 HR: 1	SF: 0 SAC: 0 DP: 1 HBP: 0	WP: 0 PB: 0 SB: 0 CS: 0	PA: 39
PITCHER	IP	WLS	BF	H	R	ER	SO	BB	IBB	HBP	BLK	WP	HR	S	P	ERA	WHIP					
41 John Lackey, R ERA: 4.8	(1, 1)	6.0	W	29	8	6	6	3	0	0	0	0	1	61	95	9.00	1.833					
37 Hideki Okajima, L ERA: 5.23	(7, 1)	1.0	H	3	0	0	0	0	0	0	0	0	0	4	6	0.00	0.000					
51 Daniel Bard, R ERA: 3.0	(8, 1)	1.0	H	4	0	0	0	1	0	0	0	0	0	9	14	0.00	1.000					
58 Jonathan Papelbon, R ERA: 1.69	(9, 1)	1.0	S	3	0	0	1	0	0	0	0	0	0	8	13	0.00	0.000					

Toronto Blue Jays @ Boston Red Sox
Fenway Park, Boston, MA
Mon May 10 2010, 7:11 PM - 10:16 PM EDT
Att: 37,332 - Partly Cloudy - 54 F

AB 35
R 6
H 8
RBI 6
BB 4
SO 7
LOB 14



Batter	1	2	3	4	5	6	7	8	9	AB	R	H	RBI	BB	SO	LOB	BOTTOM				
10 Marco Scutaro, R OBP: 0.376, SLG: 0.377										3	2	1	0	2	0	1					
15 Dustin Pedroia, R OBP: 0.359, SLG: 0.540										4	1	2	2	1	0	1					
41 Victor Martinez, S OBP: 0.308, SLG: 0.375										5	1	1	3	0	0	4					
20 Kevin Youkilis, R OBP: 0.424, SLG: 0.542										4	0	1	0	1	2	4					
34 David Ortiz, L OBP: 0.264, SLG: 0.407										4	0	1	1	0	2	2					
29 Adrián Beltré, R OBP: 0.359, SLG: 0.450										3	0	0	0	1	2	2					
32 Jeremy Hermida, L OBP: 0.313, SLG: 0.486										3	1	1	0	1	0	3					
54 Darrell McDonald, R OBP: 0.309, SLG: 0.426										4	0	0	0	0	2	2					
44 Jonathan Van Every, L OBP: 0.313, SLG: 0.429										3	2	1	0	1	1	0					
Inning Stats	R: 2 E: 0 K: 3 S: 15	H: 2 LOB: 1 BB: 1 P: 24	R: 4 E: 1 K: 1 S: 19	H: 1 LOB: 3 BB: 6 P: 51	R: 1 E: 1 K: 1 S: 13	H: 2 LOB: 2 BB: 0 P: 22	R: 0 E: 0 K: 2 S: 10	H: 1 LOB: 1 BB: 0 P: 14	R: 0 E: 0 K: 0 S: 8	H: 0 LOB: 0 BB: 0 P: 12	R: 0 E: 0 K: 1 S: 11	H: 1 LOB: 0 BB: 0 P: 19	R: 0 E: 0 K: 1 S: 5	H: 0 LOB: 0 BB: 0 P: 8	R: 0 E: 0 K: 0 S: 14	H: 1 LOB: 1 BB: 0 P: 25	1B: 7 2B: 1 3B: 0 HR: 0	SF: 0 SAC: 0 DP: 0 HBP: 0	WP: 0 PB: 0 SB: 0 CS: 0	PA: 40	
PITCHER	IP	WLS	BF	H	R	ER	SO	BB	IBB	HBP	BLK	WP	HR	S	P	ERA	WHIP				
23 Brandon Morrow, R ERA: 6.69	(1, 1)	1.2	L	14	3	6	6	4	0	0	0	0	0	32	67	32.40	5.400				
17 Josh Roenicke, R ERA: 5.4	(2, 1)	2.1		12	3	1	0	3	1	0	0	0	0	25	44	0.00	1.714				
50 Rommie Lewis, L ERA: 3.24	(5, 1)	3.0		10	1	0	0	2	0	0	0	0	0	24	39	0.00	0.333				
44 Casey Janssen, R ERA: 5.4	(8, 1)	1.0		4	1	0	0	0	0	0	0	0	0	14	25	0.00	1.000				

Toronto Blue Jays @ Boston Red Sox
Fenway Park, Boston, MA
Mon May 10 2010, 7:11 PM - 10:16 PM EDT
Att: 37,332 - Partly Cloudy - 54 F

AB 33
R 7
H 8
RBI 6
BB 7
SO 9
LOB 19



Batter	1	2	3	4	5	6	7	8	9	AB	R	H	RBI	BB	SO	LOB	TOP								
15 Fred Lewis, L (1, 7) OBP: 0.333, SLG: 0.480	G3-1		P2			G3-1		K		4	0	0	0	0	1	1	<p>Toronto Blue Jays @ Boston Red Sox</p> <p>Fenway Park, Boston, MA</p> <p>Wed May 12 2010, 1:35 PM - 4:07 PM EDT</p> <p>Att: 37,198 - Cloudy - 51 F</p>								
11 Alex Gonzalez, R (1, 6) OBP: 0.291, SLG: 0.569	F7			G5-3		P2		G6-3		4	0	0	0	0	0	0									
21 Randy Ruiz, R (1, 10) OBP: 0.156, SLG: 0.313	F8			F8			10 WP 2B	L9		4	0	1	0	0	0	0									
10 Vernon Wells, R (1, 8) OBP: 0.374, SLG: 0.604		F8			K			K		4	0	0	0	0	2	1									
35 Lyle Overbay, L (1, 3) OBP: 0.262, SLG: 0.290		K				45 2B		F8		4	1	1	0	0	2	0									
19 José Bautista, R (1, 5) OBP: 0.323, SLG: 0.458		G6-3				F9		45 HR		3	1	1	0	1	0	1									
45 Travis Snider, L (1, 9) OBP: 0.317, SLG: 0.455			G3			G1-3		HR		4	1	2	3	0	1	1									
6 John McDonald, R (1, 4) OBP: 0.211, SLG: 0.368			K			G1-3		K		3	0	0	0	0	2	1									
8 José Molina, R (1, 2) OBP: 0.333, SLG: 0.250						P3		L8		3	0	1	0	0	0	1									
Inning Stats	R: 0 E: 0 K: 0 S: 6	H: 0 LOB: 0 BB: 0 P: 10	R: 0 E: 0 K: 1 S: 10	H: 0 LOB: 0 BB: 0 P: 15	R: 0 E: 0 K: 1 S: 9	H: 1 LOB: 1 BB: 0 P: 15	R: 0 E: 0 K: 1 S: 6	H: 0 LOB: 0 BB: 0 P: 11	R: 1 E: 0 K: 0 S: 12	H: 2 LOB: 1 BB: 0 P: 21	R: 0 E: 0 K: 1 S: 8	H: 1 LOB: 1 BB: 0 P: 11	R: 2 E: 0 K: 1 S: 14	H: 1 LOB: 0 BB: 1 P: 19	R: 0 E: 0 K: 1 S: 5	H: 0 LOB: 0 BB: 0 P: 7	R: 0 E: 0 K: 2 S: 14	H: 1 LOB: 1 BB: 0 P: 20	1B: 2 2B: 3 3B: 0 HR: 1	SF: 0 SAC: 0 DP: 0 HBP: 0	WP: 1 PB: 0 SB: 0 CS: 0	PA: 34			
PITCHER	IP WLS BF H R ER SO BB IBB HBP BLK WP HR S P ERA WHIP	IP WLS BF H R ER SO BB IBB HBP BLK WP HR S P ERA WHIP	IP WLS BF H R ER SO BB IBB HBP BLK WP HR S P ERA WHIP	IP WLS BF H R ER SO BB IBB HBP BLK WP HR S P ERA WHIP	IP WLS BF H R ER SO BB IBB HBP BLK WP HR S P ERA WHIP	IP WLS BF H R ER SO BB IBB HBP BLK WP HR S P ERA WHIP	IP WLS BF H R ER SO BB IBB HBP BLK WP HR S P ERA WHIP	IP WLS BF H R ER SO BB IBB HBP BLK WP HR S P ERA WHIP	IP WLS BF H R ER SO BB IBB HBP BLK WP HR S P ERA WHIP	IP WLS BF H R ER SO BB IBB HBP BLK WP HR S P ERA WHIP	IP WLS BF H R ER SO BB IBB HBP BLK WP HR S P ERA WHIP	IP WLS BF H R ER SO BB IBB HBP BLK WP HR S P ERA WHIP	IP WLS BF H R ER SO BB IBB HBP BLK WP HR S P ERA WHIP	IP WLS BF H R ER SO BB IBB HBP BLK WP HR S P ERA WHIP	IP WLS BF H R ER SO BB IBB HBP BLK WP HR S P ERA WHIP	IP WLS BF H R ER SO BB IBB HBP BLK WP HR S P ERA WHIP	IP WLS BF H R ER SO BB IBB HBP BLK WP HR S P ERA WHIP	IP WLS BF H R ER SO BB IBB HBP BLK WP HR S P ERA WHIP	IP WLS BF H R ER SO BB IBB HBP BLK WP HR S P ERA WHIP	IP WLS BF H R ER SO BB IBB HBP BLK WP HR S P ERA WHIP	IP WLS BF H R ER SO BB IBB HBP BLK WP HR S P ERA WHIP	IP WLS BF H R ER SO BB IBB HBP BLK WP HR S P ERA WHIP	IP WLS BF H R ER SO BB IBB HBP BLK WP HR S P ERA WHIP	IP WLS BF H R ER SO BB IBB HBP BLK WP HR S P ERA WHIP	IP WLS BF H R ER SO BB IBB HBP BLK WP HR S P ERA WHIP
49 Tim Wakefield, R (1, 1) ERA: 5.63	7.0	L	27	5	3	3	5	1	0	0	0	0	1	1	65	102	3.86	0.857							
17 Manny Delcarmen, R (8, 1) ERA: 2.08	1.2	H	6	1	0	0	2	0	0	0	0	0	0	0	15	21	0.00	0.600							
60 Scott Schoeneweis, L (9, 1) ERA: 8.53	0.1	S	1	0	0	0	1	0	0	0	0	0	0	0	4	6	0.00	0.000							

AB	33
R	3
H	6
RBI	3
BB	1
SO	8
LOB	6



Batter	1	2	3	4	5	6	7	8	9	AB	R	H	RBI	BB	SO	LOB	BOTTOM								
10 Marco Scutaro, R (1, 6) OBP: 0.367, SLG: 0.358	F8		G1-3			P5		L7		4	0	0	0	0	0	1	<p>Toronto Blue Jays @ Boston Red Sox</p> <p>Fenway Park, Boston, MA</p> <p>Wed May 12 2010, 1:35 PM - 4:07 PM EDT</p> <p>Att: 37,198 - Cloudy - 51 F</p>								
15 Dustin Pedroia, R (1, 4) OBP: 0.394, SLG: 0.535	G4-3					K		L7		3	0	0	0	0	1	1									
41 Victor Martinez, S (1, 2) OBP: 0.299, SLG: 0.363	G6-3			HBP		F8				4	0	0	0	0	1	1									
20 Kevin Youkilis, R (1, 3) OBP: 0.431, SLG: 0.533		34 1B			G6-3			G5-3		3	1	1	0	1	0	0									
7 J.D. Drew, L (1, 9) OBP: 0.368, SLG: 0.483		K				K		G2-3		4	1	1	1	0	2	1									
34 David Ortiz, L (1, 10) OBP: 0.274, SLG: 0.412						K				4	0	2	0	0	2	1									
29 Adrián Beltré, R (1, 5) OBP: 0.346, SLG: 0.430								F8		4	0	1	1	0	1	3									
32 Jeremy Hermida, L (1, 7) OBP: 0.305, SLG: 0.453										2	0	0	0	0	0	2									
54 Darrell McDonald, R (8, PH) OBP: 0.331, SLG: 0.433										2	0	1	0	0	0	1									
44 Jonathan Van Every, L (1, 8) OBP: 0.278, SLG: 0.375										2	0	0	0	0	1	0									
25 Mike Lowell, L (8, PH) OBP: 0.357, SLG: 0.423										1	0	0	0	0	0	1									
22 Bill Hall, R (9, 7) OBP: 0.345, SLG: 0.304										0	0	0	0	0	0	0									
Inning Stats	R: 0 E: 0 K: 0 S: 7	H: 0 LOB: 0 BB: 0 P: 10	R: 0 E: 0 K: 1 S: 10	H: 1 LOB: 2 BB: 1 P: 20	R: 0 E: 0 K: 1 S: 11	H: 0 LOB: 1 BB: 0 P: 19	R: 0 E: 0 K: 2 S: 11	H: 0 LOB: 0 BB: 0 P: 16	R: 0 E: 0 K: 1 S: 7	H: 0 LOB: 0 BB: 0 P: 11	R: 0 E: 0 K: 1 S: 8	H: 0 LOB: 0 BB: 0 P: 12	R: 0 E: 0 K: 0 S: 12	H: 1 LOB: 1 BB: 0 P: 15	R: 0 E: 0 K: 0 S: 11	H: 1 LOB: 1 BB: 0 P: 15	R: 2 E: 0 K: 2 S: 18	H: 3 LOB: 1 BB: 0 P: 27	1B: 5 2B: 1 3B: 0 HR: 0	SF: 0 SAC: 0 DP: 0 HBP: 1	WP: 0 PB: 0 SB: 0 CS: 0	PA: 35			
PITCHER	IP WLS BF H R ER SO BB IBB HBP BLK WP HR S P ERA WHIP	IP WLS BF H R ER SO BB IBB HBP BLK WP HR S P ERA WHIP	IP WLS BF H R ER SO BB IBB HBP BLK WP HR S P ERA WHIP	IP WLS BF H R ER SO BB IBB HBP BLK WP HR S P ERA WHIP	IP WLS BF H R ER SO BB IBB HBP BLK WP HR S P ERA WHIP	IP WLS BF H R ER SO BB IBB HBP BLK WP HR S P ERA WHIP	IP WLS BF H R ER SO BB IBB HBP BLK WP HR S P ERA WHIP	IP WLS BF H R ER SO BB IBB HBP BLK WP HR S P ERA WHIP	IP WLS BF H R ER SO BB IBB HBP BLK WP HR S P ERA WHIP	IP WLS BF H R ER SO BB IBB HBP BLK WP HR S P ERA WHIP	IP WLS BF H R ER SO BB IBB HBP BLK WP HR S P ERA WHIP	IP WLS BF H R ER SO BB IBB HBP BLK WP HR S P ERA WHIP	IP WLS BF H R ER SO BB IBB HBP BLK WP HR S P ERA WHIP	IP WLS BF H R ER SO BB IBB HBP BLK WP HR S P ERA WHIP	IP WLS BF H R ER SO BB IBB HBP BLK WP HR S P ERA WHIP	IP WLS BF H R ER SO BB IBB HBP BLK WP HR S P ERA WHIP	IP WLS BF H R ER SO BB IBB HBP BLK WP HR S P ERA WHIP	IP WLS BF H R ER SO BB IBB HBP BLK WP HR S P ERA WHIP	IP WLS BF H R ER SO BB IBB HBP BLK WP HR S P ERA WHIP	IP WLS BF H R ER SO BB IBB HBP BLK WP HR S P ERA WHIP	IP WLS BF H R ER SO BB IBB HBP BLK WP HR S P ERA WHIP	IP WLS BF H R ER SO BB IBB HBP BLK WP HR S P ERA WHIP	IP WLS BF H R ER SO BB IBB HBP BLK WP HR S P ERA WHIP	IP WLS BF H R ER SO BB IBB HBP BLK WP HR S P ERA WHIP	IP WLS BF H R ER SO BB IBB HBP BLK WP HR S P ERA WHIP
28 Shaun Marcum, R (1, 1) ERA: 2.78	7.0	W	25	2	0	0	6	1	0	0	0	0	0	0	1	0	0.00	0.429							
37 Scott Downs, L (8, 1) ERA: 3.12	1.0	H	4	1	0	0	0	0	0	0	0	0	0	0	11	15	0.00	1.000							
63 Kevin Gregg, R (9, 1) ERA: 2.12	1.0	S	6	3	2	2	2	0	0	0	0	0	0	0	18	27	18.00	3.000							

AB	33
R	2
H	6
RBI	2
BB	1
SO	8
LOB	12



Batter	1	2	3	4	5	6	7	8	9	AB	R	H	RBI	BB	SO	LOB	TOP											
1 Elvis Andrus, R OBP: 0.425, SLG: 0.366										4	2	2	0	1	0	2	Texas Rangers @ Toronto Blue Jays Rogers Centre, Toronto, ON Fri May 14 2010, 7:10 PM - 10:30 PM EDT Att: 16,020 - Clear - 70 F											
10 Michael Young, R OBP: 0.388, SLG: 0.384										4	2	2	1	1	0	3												
32 Josh Hamilton, L OBP: 0.348, SLG: 0.511										5	1	1	0	0	2	6												
20 Julio Borbon, L OBP: 0.234, SLG: 0.259										0	0	0	0	0	0	0												
27 Vladimir Guerrero, R OBP: 0.376, SLG: 0.533										4	2	3	3	0	1	0												
5 Ian Kinsler, R OBP: 0.446, SLG: 0.385										3	1	0	0	2	2	3												
17 Nelson Cruz, R OBP: 0.405, SLG: 0.742										4	0	1	4	0	2	3												
12 Justin Smoak, S OBP: 0.310, SLG: 0.400										4	0	0	0	1	1	2												
51 Max Ramirez, R OBP: 0.458, SLG: 0.737										3	2	2	2	1	0	0												
23 Craig Gentry, R OBP: 0.267, SLG: 0.214										1	0	0	0	1	0	0												
7 David Murphy, L OBP: 0.255, SLG: 0.386										2	0	0	0	1	1	2												
Inning Stats	R: 3 E: 0 K: 0 S: 9	H: 4 LOB: 1 BB: 0 P: 16	R: 5 E: 0 K: 2 S: 18	H: 4 LOB: 1 BB: 2 P: 32	R: 1 E: 1 K: 1 S: 15	LOB: 1 BB: 2 P: 27	R: 1 E: 0 K: 1 S: 10	H: 0 LOB: 0 BB: 2 P: 23	R: 0 E: 0 K: 3 S: 11	H: 0 LOB: 0 BB: 0 P: 14	R: 0 E: 0 K: 0 S: 14	H: 1 LOB: 3 BB: 2 P: 27	R: 0 E: 0 K: 1 S: 8	H: 1 LOB: 0 BB: 0 P: 10	R: 0 E: 0 K: 1 S: 9	H: 0 LOB: 0 BB: 0 P: 10	1B: 9 2B: 1 3B: 0 HR: 1	SF: 2 SAC: 0 DP: 2 HBP: 1	WP: 0 PB: 0 SB: 0 CS: 0	PA: 45								
PITCHER	IP WLS BF H R ER SO BB IBB HBP BLK WP HR S P ERA WHIP	2.0 1 16 8 8 8 2 2 0 0 0 0 1 27 48 36.00 5.000	3.0 1 16 8 8 8 2 2 0 0 0 0 1 27 48 36.00 5.000	4.0 1 16 8 8 8 2 2 0 0 0 0 1 27 48 36.00 5.000	5.0 1 16 8 8 8 2 2 0 0 0 0 1 27 48 36.00 5.000	6.0 1 16 8 8 8 2 2 0 0 0 0 1 27 48 36.00 5.000	7.0 1 16 8 8 8 2 2 0 0 0 0 1 27 48 36.00 5.000	8.0 1 16 8 8 8 2 2 0 0 0 0 1 27 48 36.00 5.000	9.0 1 16 8 8 8 2 2 0 0 0 0 1 27 48 36.00 5.000	1.0 1 16 8 8 8 2 2 0 0 0 0 1 27 48 36.00 5.000	2.0 1 16 8 8 8 2 2 0 0 0 0 1 27 48 36.00 5.000	3.0 1 16 8 8 8 2 2 0 0 0 0 1 27 48 36.00 5.000	4.0 1 16 8 8 8 2 2 0 0 0 0 1 27 48 36.00 5.000	5.0 1 16 8 8 8 2 2 0 0 0 0 1 27 48 36.00 5.000	6.0 1 16 8 8 8 2 2 0 0 0 0 1 27 48 36.00 5.000	7.0 1 16 8 8 8 2 2 0 0 0 0 1 27 48 36.00 5.000	8.0 1 16 8 8 8 2 2 0 0 0 0 1 27 48 36.00 5.000	9.0 1 16 8 8 8 2 2 0 0 0 0 1 27 48 36.00 5.000	1.0 1 16 8 8 8 2 2 0 0 0 0 1 27 48 36.00 5.000	2.0 1 16 8 8 8 2 2 0 0 0 0 1 27 48 36.00 5.000	3.0 1 16 8 8 8 2 2 0 0 0 0 1 27 48 36.00 5.000	4.0 1 16 8 8 8 2 2 0 0 0 0 1 27 48 36.00 5.000	5.0 1 16 8 8 8 2 2 0 0 0 0 1 27 48 36.00 5.000	6.0 1 16 8 8 8 2 2 0 0 0 0 1 27 48 36.00 5.000	7.0 1 16 8 8 8 2 2 0 0 0 0 1 27 48 36.00 5.000	8.0 1 16 8 8 8 2 2 0 0 0 0 1 27 48 36.00 5.000	9.0 1 16 8 8 8 2 2 0 0 0 0 1 27 48 36.00 5.000	1.0 1 16 8 8 8 2 2 0 0 0 0 1 27 48 36.00 5.000

Texas Rangers @ Toronto Blue Jays
Rogers Centre, Toronto, ON
Fri May 14 2010, 7:10 PM - 10:30 PM EDT
Att: 16,020 - Clear - 70 F

AB	34
R	10
H	11
RBI	10
BB	8
SO	9
LOB	21



Batter	1	2	3	4	5	6	7	8	9	AB	R	H	RBI	BB	SO	LOB	BOTTOM											
15 Fred Lewis, L OBP: 0.342, SLG: 0.485										5	3	2	0	1	2	1	Texas Rangers @ Toronto Blue Jays Rogers Centre, Toronto, ON Fri May 14 2010, 7:10 PM - 10:30 PM EDT Att: 16,020 - Clear - 70 F											
2 Aaron Hill, R OBP: 0.317, SLG: 0.345										4	3	1	3	2	0	1												
26 Adam Lind, L OBP: 0.306, SLG: 0.396										4	3	2	2	1	1	1												
10 Vernon Wells, R OBP: 0.369, SLG: 0.611										5	1	1	4	0	0	2												
35 Lyle Overbay, L OBP: 0.288, SLG: 0.339										3	2	3	3	2	0	0												
11 Alex Gonzalez, R OBP: 0.288, SLG: 0.564										5	0	1	1	0	1	3												
19 José Bautista, R OBP: 0.331, SLG: 0.459										4	1	2	0	1	0	1												
14 John Buck, R OBP: 0.315, SLG: 0.602										3	1	1	0	2	1	2												
45 Travis Snider, L OBP: 0.323, SLG: 0.483										4	2	2	3	0	1	4												
18 Mike McCoy, R OBP: 0.308, SLG: 0.314										1	0	0	0	0	0	0												
Inning Stats	R: 3 E: 0 K: 1 S: 18	H: 1 LOB: 3 BB: 5 P: 43	R: 0 E: 0 K: 2 S: 8	H: 0 LOB: 0 BB: 0 P: 15	R: 8 E: 0 K: 1 S: 31	H: 6 LOB: 1 BB: 3 P: 54	R: 4 E: 0 K: 0 S: 14	H: 4 LOB: 0 BB: 0 P: 23	R: 0 E: 0 K: 0 S: 13	H: 1 LOB: 1 BB: 0 P: 17	R: 0 E: 0 K: 0 S: 7	H: 1 LOB: 0 BB: 0 P: 13	R: 1 E: 0 K: 1 S: 9	H: 2 LOB: 1 BB: 1 P: 17	R: 0 E: 0 K: 1 S: 7	H: 0 LOB: 0 BB: 0 P: 9	1B: 7 2B: 3 3B: 0 HR: 5	SF: 0 SAC: 0 DP: 0 HBP: 0	WP: 0 PB: 0 SB: 1 CS: 0	PA: 47								
PITCHER	IP WLS BF H R ER SO BB IBB HBP BLK WP HR S P ERA WHIP	2.2 1 18 7 7 7 3 6 0 0 0 0 0 3 26 49 54.00 6.750	3.1 1 18 7 7 7 3 6 0 0 0 0 0 3 26 49 54.00 6.750	4.0 1 18 7 7 7 3 6 0 0 0 0 0 3 26 49 54.00 6.750	5.0 1 18 7 7 7 3 6 0 0 0 0 0 3 26 49 54.00 6.750	6.0 1 18 7 7 7 3 6 0 0 0 0 0 3 26 49 54.00 6.750	7.0 1 18 7 7 7 3 6 0 0 0 0 0 3 26 49 54.00 6.750	8.0 1 18 7 7 7 3 6 0 0 0 0 0 3 26 49 54.00 6.750	9.0 1 18 7 7 7 3 6 0 0 0 0 0 3 26 49 54.00 6.750	1.0 1 18 7 7 7 3 6 0 0 0 0 0 3 26 49 54.00 6.750	2.0 1 18 7 7 7 3 6 0 0 0 0 0 3 26 49 54.00 6.750	3.0 1 18 7 7 7 3 6 0 0 0 0 0 3 26 49 54.00 6.750	4.0 1 18 7 7 7 3 6 0 0 0 0 0 3 26 49 54.00 6.750	5.0 1 18 7 7 7 3 6 0 0 0 0 0 3 26 49 54.00 6.750	6.0 1 18 7 7 7 3 6 0 0 0 0 0 3 26 49 54.00 6.750	7.0 1 18 7 7 7 3 6 0 0 0 0 0 3 26 49 54.00 6.750	8.0 1 18 7 7 7 3 6 0 0 0 0 0 3 26 49 54.00 6.750	9.0 1 18 7 7 7 3 6 0 0 0 0 0 3 26 49 54.00 6.750	1.0 1 18 7 7 7 3 6 0 0 0 0 0 3 26 49 54.00 6.750	2.0 1 18 7 7 7 3 6 0 0 0 0 0 3 26 49 54.00 6.750	3.0 1 18 7 7 7 3 6 0 0 0 0 0 3 26 49 54.00 6.750	4.0 1 18 7 7 7 3 6 0 0 0 0 0 3 26 49 54.00 6.750	5.0 1 18 7 7 7 3 6 0 0 0 0 0 3 26 49 54.00 6.750	6.0 1 18 7 7 7 3 6 0 0 0 0 0 3 26 49 54.00 6.750	7.0 1 18 7 7 7 3 6 0 0 0 0 0 3 26 49 54.00 6.750	8.0 1 18 7 7 7 3 6 0 0 0 0 0 3 26 49 54.00 6.750	9.0 1 18 7 7 7 3 6 0 0 0 0 0 3 26 49 54.00 6.750	1.0 1 18 7 7 7 3 6 0 0 0 0 0 3 26 49 54.00 6.750

Texas Rangers @ Toronto Blue Jays
Rogers Centre, Toronto, ON
Fri May 14 2010, 7:10 PM - 10:30 PM EDT
Att: 16,020 - Clear - 70 F


AB	38
R	16
H	15
RBI	16
BB	9
SO	6
LOB	15



Batter	1	2	3	4	5	6	7	8	9	AB	R	H	RBI	BB	SO	LOB	TOP					
1 Elvis Andrus, R OBP: 0.413, SLG: 0.354										4	0	0	0	0	1	2						
10 Michael Young, R OBP: 0.355, SLG: 0.380										4	0	1	0	0	3	0						
32 Josh Hamilton, L OBP: 0.340, SLG: 0.497										4	0	0	0	0	4	1						
27 Vladimir Guerrero, R OBP: 0.373, SLG: 0.525										4	0	1	0	0	1	0						
17 Nelson Cruz, R OBP: 0.398, SLG: 0.714										4	0	1	0	0	1	1						
7 David Murphy, L OBP: 0.298, SLG: 0.385										3	0	1	0	0	0	1						
12 Justin Smoak, S OBP: 0.299, SLG: 0.384										3	0	0	0	0	0	1						
15 Matt Treanor, R OBP: 0.291, SLG: 0.257										3	0	0	0	0	1	1						
3 Andrés Blanco, S OBP: 0.282, SLG: 0.222										2	0	1	0	0	1	0						
5 Ian Kinsler, R OBP: 0.455, SLG: 0.385										0	0	0	0	1	0	0						
Inning Stats	R: 0 E: 0 K: 2 S: 8	H: 0 LOB: 0 BB: 0 P: 11	R: 0 E: 0 K: 1 S: 7	H: 1 LOB: 0 BB: 0 P: 9	R: 0 E: 0 K: 2 S: 10	H: 1 LOB: 1 BB: 0 P: 16	R: 0 E: 0 K: 2 S: 10	H: 0 LOB: 0 BB: 0 P: 15	R: 0 E: 0 K: 0 S: 7	H: 1 LOB: 1 BB: 0 P: 11	R: 0 E: 0 K: 2 S: 8	H: 1 LOB: 1 BB: 0 P: 10	R: 0 E: 0 K: 1 S: 11	H: 0 LOB: 1 BB: 0 P: 17	R: 0 E: 0 K: 0 S: 6	H: 0 LOB: 1 BB: 1 P: 12	R: 0 E: 0 K: 2 S: 14	H: 1 LOB: 1 BB: 0 P: 15	1B: 5 2B: 0 3B: 0 HR: 0	SF: 0 SAC: 0 DP: 0 HBP: 0	WP: 1 PB: 0 SB: 0 CS: 1	PA: 32
PITCHER 24 Ricky Romero, L ERA: 2.88	IP: 9.0 WLS: W BF: 32 H: 5 R: 0 ER: 0 SO: 12 BB: 1 IBB: 0 HBP: 0 BLK: 0 WP: 1 HR: 0 S: 81 P: 116 ERA: 0.00 WHIP: 0.667															PITCHER						

Texas Rangers @ Toronto Blue Jays
Rogers Centre, Toronto, ON
Sat May 15 20:10, 1:10 PM - 3:30 PM EDT
Att: 15,945 - Roof Closed - 68 F


AB	31
R	0
H	5
RBI	0
BB	1
SO	12
LOB	7



Batter	1	2	3	4	5	6	7	8	9	AB	R	H	RBI	BB	SO	LOB	BOTTOM			
15 Fred Lewis, L OBP: 0.339, SLG: 0.486										4	1	1	0	0	1	2				
2 Aaron Hill, R OBP: 0.315, SLG: 0.341										4	0	1	0	0	2	2				
26 Adam Lind, L OBP: 0.304, SLG: 0.392										4	0	1	1	0	0	1				
18 Mike McCoy, R OBP: 0.308, SLG: 0.314										0	0	0	0	0	0	0				
10 Vernon Wells, R OBP: 0.366, SLG: 0.615										4	1	1	0	0	0	2				
35 Lyle Overbay, L OBP: 0.287, SLG: 0.336										4	1	1	0	0	1	3				
11 Alex Gonzalez, R OBP: 0.294, SLG: 0.559										3	1	1	0	1	0	2				
19 José Bautista, R OBP: 0.341, SLG: 0.511										4	2	3	5	0	0	0				
21 Randy Ruiz, R OBP: 0.139, SLG: 0.278										4	0	0	0	0	2	2				
8 José Molina, R OBP: 0.324, SLG: 0.250										4	0	1	0	0	1	0				
Inning Stats	R: 1 E: 0 K: 1 S: 15	H: 3 LOB: 2 BB: 0 P: 20	R: 0 E: 0 K: 1 S: 6	H: 0 LOB: 0 BB: 0 P: 7	R: 0 E: 0 K: 2 S: 11	H: 0 LOB: 0 BB: 0 P: 15	R: 0 E: 0 K: 0 S: 7	H: 0 LOB: 0 BB: 0 P: 11	R: 1 E: 1 K: 1 S: 15	H: 1 LOB: 1 BB: 0 P: 20	R: 1 E: 0 K: 0 S: 10	H: 3 LOB: 2 BB: 0 P: 17	R: 0 E: 0 K: 0 S: 10	H: 1 LOB: 1 BB: 0 P: 16	R: 3 E: 0 K: 2 S: 14	H: 2 LOB: 0 BB: 1 P: 26	1B: 6 2B: 1 3B: 1 HR: 2	SF: 0 SAC: 0 DP: 0 HBP: 0	WP: 0 PB: 0 SB: 0 CS: 0	PA: 36
PITCHER 39 Scott Feldman, R ERA: 5.89	IP: 7.1 WLS: L BF: 33 H: 9 R: 5 ER: 5 SO: 5 BB: 1 IBB: 0 HBP: 0 BLK: 0 WP: 0 HR: 1 S: 80 P: 119 ERA: 6.14 WHIP: 1.364															PITCHER				
56 Darren O'Day, R ERA: 0.64	IP: 0.2 WLS: L BF: 3 H: 1 R: 1 ER: 1 SO: 2 BB: 0 IBB: 0 HBP: 0 BLK: 0 WP: 0 HR: 8 S: 13 P: 13 ERA: 13.50 WHIP: 1.500															PITCHER				

Texas Rangers @ Toronto Blue Jays
Rogers Centre, Toronto, ON
Sat May 15 20:10, 1:10 PM - 3:30 PM EDT
Att: 15,945 - Roof Closed - 68 F

AB	35
R	6
H	10
RBI	6
BB	1
SO	7
LOB	14



Batter	1	2	3	4	5	6	7	8	9	AB	R	H	RBI	BB	SO	LOB	TOP			
7 David Murphy, L OBP: 0.257, SLG: 0.379			L8		F8		G5-3			4	0	1	0	0	0	3				
10 Michael Young, R OBP: 0.331, SLG: 0.377			F9		G6-3			F9		4	0	1	0	0	0	2				
32 Josh Hamilton, L OBP: 0.311, SLG: 0.483			K			F9		K		4	0	0	0	0	3	2				
17 Nelson Cruz, R OBP: 0.379, SLG: 0.676				K		K		K		4	0	0	0	0	4	1				
5 Ian Kinsler, R OBP: 0.257, SLG: 0.411				G6-3		K				4	1	2	0	0	1	0				
12 Justin Smoak, S OBP: 0.319, SLG: 0.395										3	1	2	0	1	1	1				
15 Matt Treanor, R 51 Max Ramirez, R OBP: 0.440, SLG: 0.700				F7				G6-4-3		2	0	1	1	0	0	1				
3 Andrés Blanco, S 1 Elvis Andrus, R OBP: 0.417, SLG: 0.359										2	0	0	0	0	1	1				
20 Julio Borbon, L 27 Vladimir Guerrero, R OBP: 0.370, SLG: 0.521										2	0	1	0	0	1	1				
Inning Stats	R: 0 H: 2 E: 0 K: 2 S: 16	H: 2 R: 2 ER: 2 SO: 8 BB: 0 LOB: 1 P: 24	R: 0 H: 0 E: 0 K: 1 S: 10	H: 0 R: 0 ER: 0 SO: 11 BB: 0 LOB: 0 P: 11	R: 0 H: 1 E: 0 K: 1 S: 12	H: 1 R: 0 ER: 0 SO: 6 BB: 0 LOB: 1 P: 16	R: 0 H: 1 E: 0 K: 1 S: 7	H: 1 R: 0 ER: 0 SO: 12 BB: 0 LOB: 0 P: 12	R: 0 H: 0 E: 0 K: 2 S: 7	H: 0 R: 0 ER: 0 SO: 8 BB: 0 LOB: 0 P: 8	R: 1 H: 2 E: 0 K: 0 S: 8	H: 2 R: 0 ER: 0 SO: 17 BB: 1 LOB: 1 P: 17	R: 0 H: 0 E: 0 K: 2 S: 10	H: 0 R: 0 ER: 0 SO: 15 BB: 0 LOB: 0 P: 15	R: 0 H: 1 E: 0 K: 1 S: 10	H: 1 R: 0 ER: 0 SO: 16 BB: 0 LOB: 0 P: 16	1B: 8 2B: 2 3B: 0 HR: 0	SF: 1 SAC: 0 DP: 4 HBP: 0	WP: 1 PB: 0 SB: 0 CS: 1	PA: 34
PITCHER	IP WLS BF H R ER SO BB IBB HBP BLK WP HR S P ERA WHIP																			
23 Brandon Morrow, R ERA: 6.15	6.0 W 26 8 2 2 8 1 0 0 0 0 1 0 62 95 3.00 1.500																			
54 Jason Frasor, R ERA: 5.4	1.0 H 2 0 0 0 0 0 0 0 0 0 0 0 4 7 0.00 0.000																			
37 Scott Downs, L ERA: 2.95	1.0 H 3 0 0 0 2 0 0 0 0 0 0 0 10 15 0.00 0.000																			
63 Kevin Gregg, R ERA: 2.0	1.0 S 3 1 0 0 1 0 0 0 0 0 0 0 10 16 0.00 1.000																			

Texas Rangers @ Toronto Blue Jays
Rogers Centre, Toronto, ON
Sun May 16 2010, 1:11 PM - 3:45 PM EDT
Att: 25,518 - Partly Cloudy - 57 F

AB 32
R 2
H 9
RBI 1
BB 1
SO 11
LOB 15



Batter	1	2	3	4	5	6	7	8	9	AB	R	H	RBI	BB	SO	LOB	BOTTOM			
15 Fred Lewis, L OBP: 0.328, SLG: 0.468			P6		F7		K			4	0	0	0	0	2	0				
2 Aaron Hill, R OBP: 0.321, SLG: 0.333				BB			P3			2	1	0	0	2	1	0				
26 Adam Lind, L OBP: 0.297, SLG: 0.381					F7		K			4	0	0	0	0	2	2				
10 Vernon Wells, R OBP: 0.363, SLG: 0.603					F9			K		3	0	0	0	1	2	2				
35 Lyle Overbay, L OBP: 0.286, SLG: 0.328				HBP		G4-3				3	1	0	0	0	1	1				
11 Alex Gonzalez, R OBP: 0.293, SLG: 0.551				1B		P6		G5-3		4	1	1	1	0	0	1				
19 José Bautista, R OBP: 0.347, SLG: 0.532				BB		HR				2	2	1	1	1	0	1				
14 John Buck, R OBP: 0.325, SLG: 0.610					2B					2	0	1	3	1	0	0				
18 Mike McCoy, R OBP: 0.286, SLG: 0.289				G5-3				K		3	0	0	0	0	2	2				
Inning Stats	R: 0 H: 0 E: 0 K: 2 S: 9	H: 0 R: 0 ER: 0 SO: 15 BB: 1 LOB: 1 P: 15	R: 0 H: 0 E: 0 K: 1 S: 10	H: 0 R: 0 ER: 0 SO: 14 BB: 0 LOB: 0 P: 14	R: 4 H: 2 E: 0 K: 2 S: 20	H: 2 R: 1 ER: 1 SO: 38 BB: 2 LOB: 1 P: 38	R: 0 H: 0 E: 0 K: 0 S: 11	H: 0 R: 0 ER: 0 SO: 16 BB: 1 LOB: 1 P: 16	R: 1 H: 1 E: 0 K: 1 S: 13	H: 1 R: 0 ER: 0 SO: 23 BB: 1 LOB: 1 P: 23	R: 0 H: 0 E: 0 K: 2 S: 9	H: 0 R: 0 ER: 0 SO: 11 BB: 0 LOB: 0 P: 11	R: 0 H: 0 E: 0 K: 2 S: 8	H: 0 R: 0 ER: 0 SO: 8 BB: 0 LOB: 0 P: 8	R: 0 H: 0 E: 0 K: 2 S: 8	H: 0 R: 0 ER: 0 SO: 8 BB: 0 LOB: 0 P: 8	1B: 1 2B: 1 3B: 0 HR: 1	SF: 0 SAC: 0 DP: 0 HBP: 1	WP: 0 PB: 0 SB: 1 CS: 0	PA: 33
PITCHER	IP WLS BF H R ER SO BB IBB HBP BLK WP HR S P ERA WHIP																			
48 Colby Lewis, R ERA: 3.88	5.2 L 25 3 5 5 5 4 0 1 0 0 0 0 65 11 7.94 1.235																			
49 Chris Ray, R ERA: 2.7	0.1 2 0 0 0 1 1 0 0 0 0 0 5 11 0.00 3.000																			
28 Darren Oliver, L ERA: 1.93	1.0 3 0 0 0 2 0 0 0 0 0 0 9 11 0.00 0.000																			
50 Frank Francisco, R ERA: 5.74	1.0 3 0 0 0 2 0 0 0 0 0 0 8 8 0.00 0.000																			

Texas Rangers @ Toronto Blue Jays
Rogers Centre, Toronto, ON
Sun May 16 2010, 1:11 PM - 3:45 PM EDT
Att: 25,518 - Partly Cloudy - 57 F

AB 27
R 5
H 3
RBI 5
BB 5
SO 10
LOB 9



Batter	1	2	3	4	5	6	7	8	9	AB	R	H	RBI	BB	SO	LOB	TOP					
2 Denard Span, L (1, 8) OBP: 0.361, SLG: 0.361	P6	G3-1		1B	L5-3			B2-3		5	1	1	0	0	0	2						
1 Orlando Hudson, S (1, 4) OBP: 0.369, SLG: 0.383	5 BB	F8		7 1B	33 1B		F9	G4-3		5	1	2	1	0	0	1						
7 Joe Mauer, L (1, 2) OBP: 0.430, SLG: 0.514	K			33 1B	5 1B		G5-3	33 HR		5	2	3	0	0	0	1						
33 Justin Morneau, L (1, 3) OBP: 0.491, SLG: 0.710	5 BB			16 1B	5 1B			1B		4	3	3	4	1	1							
5 Michael Cuddyer, R (1, 9) OBP: 0.315, SLG: 0.411				3H	5 1B		HR	HR		3	0	0	0	2	0	1						
16 Jason Kubel, L (1, 10) OBP: 0.344, SLG: 0.340	G1-3			21 FC6-4			BB	F8		4	0	1	0	1	1	4						
21 Delmon Young, R (1, 7) OBP: 0.325, SLG: 0.467		HR		G3	FC6-4		G6-3	F8		5	1	1	1	0	0	4						
23 Brendan Harris, R (1, 6) OBP: 0.299, SLG: 0.288		F8		G6-3			G5-3	F8		3	0	0	0	1	0	0						
12 Alexi Casilla, S (8, 6) OBP: 0.333, SLG: 0.281								F8		1	0	0	0	0	0	0						
8 Nick Punto, S (1, 5) OBP: 0.299, SLG: 0.333		G3-1		G4-3			G1-3			4	0	1	0	0	1	1						
Inning Stats	R: 0 E: 0 K: 1 S: 13	H: 1 LOB: 3 BB: 2 P: 25	R: 1 E: 0 K: 0 S: 14	H: 2 LOB: 1 BB: 0 P: 22	R: 0 E: 0 K: 1 S: 11	H: 2 LOB: 2 BB: 0 P: 13	R: 4 E: 1 K: 0 S: 15	H: 4 LOB: 2 BB: 1 P: 25	R: 0 E: 0 K: 1 S: 6	H: 0 LOB: 0 BB: 1 P: 12	R: 1 E: 0 K: 1 S: 9	H: 1 LOB: 1 BB: 1 P: 18	R: 0 E: 0 K: 0 S: 4	H: 0 LOB: 0 BB: 0 P: 7	R: 2 E: 0 K: 0 S: 9	H: 2 LOB: 0 BB: 0 P: 13	R: 0 E: 0 K: 0 S: 4	H: 0 LOB: 0 BB: 0 P: 8	1B: 7 2B: 3 3B: 0 HR: 3	SF: 0 SAC: 0 DP: 1 HBP: 0	WP: 1 PB: 0 SB: 1 CS: 0	PA: 44
PITCHER	IP WLS BF H R ER SO BB IBB HBP BLK WP HR S P ERA WHIP	IP WLS BF H R ER SO BB IBB HBP BLK WP HR S P ERA WHIP	IP WLS BF H R ER SO BB IBB HBP BLK WP HR S P ERA WHIP	IP WLS BF H R ER SO BB IBB HBP BLK WP HR S P ERA WHIP	IP WLS BF H R ER SO BB IBB HBP BLK WP HR S P ERA WHIP	IP WLS BF H R ER SO BB IBB HBP BLK WP HR S P ERA WHIP	IP WLS BF H R ER SO BB IBB HBP BLK WP HR S P ERA WHIP	IP WLS BF H R ER SO BB IBB HBP BLK WP HR S P ERA WHIP	IP WLS BF H R ER SO BB IBB HBP BLK WP HR S P ERA WHIP	IP WLS BF H R ER SO BB IBB HBP BLK WP HR S P ERA WHIP	IP WLS BF H R ER SO BB IBB HBP BLK WP HR S P ERA WHIP	IP WLS BF H R ER SO BB IBB HBP BLK WP HR S P ERA WHIP	IP WLS BF H R ER SO BB IBB HBP BLK WP HR S P ERA WHIP	IP WLS BF H R ER SO BB IBB HBP BLK WP HR S P ERA WHIP	IP WLS BF H R ER SO BB IBB HBP BLK WP HR S P ERA WHIP	IP WLS BF H R ER SO BB IBB HBP BLK WP HR S P ERA WHIP	IP WLS BF H R ER SO BB IBB HBP BLK WP HR S P ERA WHIP	IP WLS BF H R ER SO BB IBB HBP BLK WP HR S P ERA WHIP	IP WLS BF H R ER SO BB IBB HBP BLK WP HR S P ERA WHIP			

Minnesota Twins @ Toronto Blue Jays
Rogers Centre, Toronto, ON
Mon May 17 2010, 7:09 PM - 10:05 PM EDT
Att: 13,892 - Cloudy - 61 F

AB 39
R 8
H 12
RBI 6
BB 5
SO 4
LOB 15



Batter	1	2	3	4	5	6	7	8	9	AB	R	H	RBI	BB	SO	LOB	BOTTOM			
15 Fred Lewis, L (1, 9) OBP: 0.323, SLG: 0.457	F8	K			26 G4-3		G4-3	F8		5	1	1	0	0	1	2				
2 Aaron Hill, R (1, 4) OBP: 0.308, SLG: 0.316	P5	F7			F7		L4	G6-3		5	0	0	0	0	0	3				
26 Adam Lind, L (1, 7) OBP: 0.302, SLG: 0.384	10 1B				G4-3		1B			4	0	2	0	0	0	1				
10 Vernon Wells, R (1, 8) OBP: 0.372, SLG: 0.606	1B				1B		G1-3			4	0	3	1	0	0	1				
35 Lyle Overbay, L (1, 3) OBP: 0.278, SLG: 0.319	K				F7			K		4	0	0	0	0	2	4				
11 Alex Gonzalez, R (1, 6) OBP: 0.298, SLG: 0.550		19 HR			P4		19 G4-3	K		4	1	2	0	0	1	1				
19 José Bautista, R (1, 5) OBP: 0.345, SLG: 0.545		HR			G1-3		G4-3	G6-3		4	1	1	2	0	0	1				
14 John Buck, R (1, 2) OBP: 0.331, SLG: 0.602		21 G4-3			F9		21 FC6-4	K		3	0	1	0	1	1	0				
21 Randy Ruiz, R (1, 10) OBP: 0.150, SLG: 0.275	G4-3				G4-3		FC6-4	2 PB		4	0	1	0	0	0	2				
Inning Stats	R: 0 E: 0 K: 1 S: 12	H: 2 LOB: 2 BB: 0 P: 19	R: 2 E: 0 K: 1 S: 20	H: 3 LOB: 1 BB: 0 P: 33	R: 0 E: 0 K: 0 S: 11	H: 1 LOB: 1 BB: 0 P: 14	R: 0 E: 0 K: 0 S: 11	H: 0 LOB: 0 BB: 0 P: 14	R: 1 E: 0 K: 0 S: 13	H: 2 LOB: 1 BB: 0 P: 18	R: 0 E: 0 K: 0 S: 5	H: 1 LOB: 1 BB: 1 P: 10	R: 0 E: 0 K: 2 S: 9	H: 0 LOB: 0 BB: 0 P: 13	R: 0 E: 0 K: 1 S: 12	H: 1 LOB: 1 BB: 0 P: 20	1B: 10 2B: 0 3B: 0 HR: 1	SF: 0 SAC: 0 DP: 1 HBP: 0	WP: 1 PB: 1 SB: 0 CS: 0	PA: 38
PITCHER	IP WLS BF H R ER SO BB IBB HBP BLK WP HR S P ERA WHIP	IP WLS BF H R ER SO BB IBB HBP BLK WP HR S P ERA WHIP	IP WLS BF H R ER SO BB IBB HBP BLK WP HR S P ERA WHIP	IP WLS BF H R ER SO BB IBB HBP BLK WP HR S P ERA WHIP	IP WLS BF H R ER SO BB IBB HBP BLK WP HR S P ERA WHIP	IP WLS BF H R ER SO BB IBB HBP BLK WP HR S P ERA WHIP	IP WLS BF H R ER SO BB IBB HBP BLK WP HR S P ERA WHIP	IP WLS BF H R ER SO BB IBB HBP BLK WP HR S P ERA WHIP	IP WLS BF H R ER SO BB IBB HBP BLK WP HR S P ERA WHIP	IP WLS BF H R ER SO BB IBB HBP BLK WP HR S P ERA WHIP	IP WLS BF H R ER SO BB IBB HBP BLK WP HR S P ERA WHIP	IP WLS BF H R ER SO BB IBB HBP BLK WP HR S P ERA WHIP	IP WLS BF H R ER SO BB IBB HBP BLK WP HR S P ERA WHIP	IP WLS BF H R ER SO BB IBB HBP BLK WP HR S P ERA WHIP	IP WLS BF H R ER SO BB IBB HBP BLK WP HR S P ERA WHIP	IP WLS BF H R ER SO BB IBB HBP BLK WP HR S P ERA WHIP	IP WLS BF H R ER SO BB IBB HBP BLK WP HR S P ERA WHIP	IP WLS BF H R ER SO BB IBB HBP BLK WP HR S P ERA WHIP	IP WLS BF H R ER SO BB IBB HBP BLK WP HR S P ERA WHIP	

Minnesota Twins @ Toronto Blue Jays
Rogers Centre, Toronto, ON
Mon May 17 2010, 7:09 PM - 10:05 PM EDT
Att: 13,892 - Cloudy - 61 F

AB 37
R 3
H 11
RBI 3
BB 1
SO 5
LOB 15



Batter	1	2	3	4	5	6	7	8	9	AB	R	H	RBI	BB	SO	LOB	TOP			
2 Denard Span, L (1,8) OBP: 0.359, SLG: 0.354	G1-3		F9		F8			G4-3 41 G4-3 12 3B BB		3	1	0	0	1	0	0	Minnesota Twins @ Toronto Blue Jays Rogers Centre, Toronto, ON Tue May 18 2010, 12:38 PM - 3:10 PM EDT Att: 27,981 - Cloudy - 57 F			
1 Orlando Hudson, S (1,4) OBP: 0.368, SLG: 0.382	F8							F8		3	0	1	0	0	0	0				
20 Matt Tolbert, S (7,4)			7 2B 1B		F7					1	0	0	0	0	0	1				
7 Joe Mauer, L (1,2) OBP: 0.427, SLG: 0.518										3	0	1	0	0	1	0				
41 Drew Butera, R (7,2)	K							G4-3		1	0	0	0	0	0	1				
33 Justin Morneau, L (1,10) OBP: 0.482, SLG: 0.694										3	0	0	0	0	1	2				
12 Alexi Casilla, S (8,PH) OBP: 0.351, SLG: 0.364			K2-3		G5-3					1	0	1	1	0	0	0				
5 Michael Cuddyer, R (1,3) OBP: 0.326, SLG: 0.429										3	1	2	0	1	0	1				
16 Jason Kubel, L (1,9) OBP: 0.349, SLG: 0.339										3	0	1	1	1	1	1				
21 Delmon Young, R (1,7) OBP: 0.314, SLG: 0.450										4	0	0	0	0	2	3				
23 Brendan Harris, R (1,6) OBP: 0.284, SLG: 0.271										4	0	0	0	0	1	3				
8 Nick Punto, S (1,5) OBP: 0.288, SLG: 0.319										3	0	0	0	0	0	0				
Inning Stats	R: 0 E: 0 K: 1 S: 6	H: 0 LOB: 0 BB: 0 P: 9	R: 0 E: 0 K: 2 S: 13	H: 1 LOB: 2 BB: 1 P: 21	R: 0 E: 0 K: 0 S: 16	H: 2 LOB: 2 BB: 0 P: 22	R: 1 E: 0 K: 0 S: 6	H: 2 LOB: 0 BB: 0 P: 8	R: 0 E: 0 K: 0 S: 9	H: 0 LOB: 0 BB: 1 P: 15	R: 0 E: 0 K: 0 S: 11	H: 0 LOB: 0 BB: 0 P: 16	R: 1 E: 0 K: 0 S: 15	H: 1 LOB: 1 BB: 1 P: 26	R: 0 E: 0 K: 3 S: 9	H: 0 LOB: 0 BB: 0 P: 12	1B: 3 2B: 1 3B: 2 HR: 0	SF: 0 SAC: 0 DP: 1 HBP: 0	WP: 0 PB: 0 SB: 0 CS: 0	PA: 35
PITCHER	IP WLS BF H R ER SO BB IBB HBP BLK WP HR S P ERA WHIP																			
28 Shaun Marcum, R (1,1) ERA: 2.61	7.0 W 27 5 1 1 3 2 0 0 0 0 0 0 67 105 1.29 1.000																			
44 Casey Janssen, R (8,1) ERA: 4.42	1.0 5 1 1 1 0 1 0 0 0 0 0 0 15 26 9.00 2.000																			
54 Jason Frasor, R (9,1) ERA: 5.09	1.0 3 0 0 0 3 0 0 0 0 0 0 0 9 12 0.00 0.000																			

AB	32
R	2
H	6
RBI	2
BB	3
SO	6
LOB	12



Batter	1	2	3	4	5	6	7	8	9	AB	R	H	RBI	BB	SO	LOB	BOTTOM			
15 Fred Lewis, L (1,7) OBP: 0.333, SLG: 0.471								F8		5	1	3	0	0	1	1	Minnesota Twins @ Toronto Blue Jays Rogers Centre, Toronto, ON Tue May 18 2010, 12:38 PM - 3:10 PM EDT Att: 27,981 - Cloudy - 57 F			
2 Aaron Hill, R (1,4) OBP: 0.303, SLG: 0.340	FC6-4 26 1B 10 SF8 1-2	FC5-4						F8		5	2	1	3	0	1	4				
26 Adam Lind, L (1,10) OBP: 0.305, SLG: 0.385										5	1	2	1	0	1	1				
10 Vernon Wells, R (1,8) OBP: 0.375, SLG: 0.627										3	2	2	2	0	0	1				
18 Mike McCoy, R (8,8) OBP: 0.296, SLG: 0.289	SF8									0	0	0	0	0	0	0				
35 Lyle Overbay, L (1,3) OBP: 0.284, SLG: 0.352										4	1	2	3	0	0	0				
11 Alex Gonzalez, R (1,6) OBP: 0.297, SLG: 0.549										4	0	1	0	0	1	1				
6 John McDonald, R (8,6) OBP: 0.211, SLG: 0.368	G6-3									0	0	0	0	0	0	0				
19 José Bautista, R (1,9) OBP: 0.343, SLG: 0.534										3	1	0	0	0	0	1				
12 Edwin Encarnación, R (1,5) OBP: 0.288, SLG: 0.472										4	1	1	2	0	1	1				
8 José Molina, R (1,2) OBP: 0.366, SLG: 0.306										4	2	3	0	0	1	0				
Inning Stats	R: 2 E: 0 K: 0 S: 12	H: 3 LOB: 1 BB: 0 P: 18	R: 2 E: 0 K: 1 S: 11	H: 2 LOB: 1 BB: 0 P: 21	R: 1 E: 0 K: 0 S: 7	H: 2 LOB: 1 BB: 0 P: 10	R: 1 E: 0 K: 1 S: 13	H: 3 LOB: 0 BB: 0 P: 21	R: 0 E: 0 K: 1 S: 9	H: 0 LOB: 0 BB: 0 P: 15	R: 5 E: 1 K: 1 S: 18	H: 5 LOB: 0 BB: 0 P: 26	R: 0 E: 0 K: 1 S: 11	H: 0 LOB: 0 BB: 0 P: 18	R: 0 E: 0 K: 1 S: 8	H: 0 LOB: 0 BB: 0 P: 10	1B: 8 2B: 3 3B: 0 HR: 4	SF: 1 SAC: 0 DP: 0 HBP: 1	WP: 0 PB: 0 SB: 0 CS: 0	PA: 39
PITCHER	IP WLS BF H R ER SO BB IBB HBP BLK WP HR S P ERA WHIP																			
48 Carl Pavano, R (1,1) ERA: 4.11	4.0 L 22 10 6 6 2 0 0 0 0 0 0 1 20 31 13.50 2.500																			
32 Ron Mahay, L (5,1) ERA: 3.09	1.2 8 3 3 3 2 0 0 0 0 0 0 1 20 31 16.20 1.800																			
28 Jesse Crain, R (6,1) ERA: 7.31	0.1 3 2 2 2 0 0 0 0 0 0 0 1 7 10 54.00 6.000																			
50 Jose Mijares, L (7,1) ERA: 4.26	2.0 6 0 0 0 2 0 0 0 0 0 0 0 19 28 0.00 0.000																			



Batter	1	2	3	4	5	6	7	8	9	AB	R	H	RBI	BB	SO	LOB	TOP			
15 Fred Lewis, L OBP: 0.323, SLG: 0.460	G4-3		SF9	F7			G3			3	0	0	1	0	0	3				
2 Aaron Hill, R OBP: 0.294, SLG: 0.327	F8		F9		F8			G4-3		4	0	0	0	0	0	1				
26 Adam Lind, L OBP: 0.303, SLG: 0.388	G4-3			35 1B 11 1B	K			G4-3		4	1	1	0	0	1	0				
10 Vernon Wells, R OBP: 0.367, SLG: 0.611		G4-3		G5-3	G6-3			G4-3		4	0	0	0	0	0	1				
35 Lyle Overbay, L OBP: 0.289, SLG: 0.363		K		19 BB 14 HBP 11 1B		K2-3			G6-3	4	1	2	0	0	2	0				
11 Alex Gonzalez, R OBP: 0.295, SLG: 0.542	P6			14 HBP 19 BB		K			G6-3	4	0	1	1	0	1	1				
19 José Bautista, R OBP: 0.346, SLG: 0.536			14 BB 15 SF9	14 HBP BB		P4			K	3	1	1	0	1	1	1				
14 John Buck, R OBP: 0.336, SLG: 0.595			15 SF9			G6-3			K	3	0	1	1	0	1	1				
12 Edwin Encarnación, R OBP: 0.250, SLG: 0.436			L5			G5-3				3	0	0	0	0	1	5				
Inning Stats	R: 0 E: 0 K: 0 S: 5	H: 0 LOB: 0 BB: 0 P: 8	R: 0 E: 0 K: 1 S: 9	H: 0 LOB: 0 BB: 0 P: 11	R: 1 E: 0 K: 0 S: 10	H: 2 LOB: 1 BB: 0 P: 18	R: 2 E: 0 K: 1 S: 17	H: 3 LOB: 3 BB: 1 P: 31	R: 0 E: 0 K: 2 S: 9	H: 0 LOB: 0 BB: 0 P: 14	R: 0 E: 0 K: 0 S: 4	H: 0 LOB: 0 BB: 0 P: 4	R: 0 E: 0 K: 0 S: 6	H: 0 LOB: 0 BB: 0 P: 11	R: 0 E: 0 K: 2 S: 11	LOB: 1 BB: 0 P: 15	1B: 3 2B: 3 HR: 0	SF: 1 SAC: 0 DP: 0 HBP: 1	WP: 0 PB: 0 SB: 0 CS: 0	PA: 35
PITCHER	IP WLS BF H R ER SO BB IBB HBP BLK WP HR S P ERA WHIP																			
58 Doug Fister, R ERA: 1.96	8.0 L 31 5 3 3 5 1 0 1 0 0 0 0 68 108 3.38 0.750																			
53 David Aardsma, R ERA: 3.21	1.0 4 1 0 0 2 0 0 0 0 0 0 0 0 11 15 0.00 1.000																			

Toronto Blue Jays @ Seattle Mariners
Safeco Field, Seattle, WA
Wed May 19 2010, 7:10 PM - 9:47 PM PDT
Att: 19,210 - Cloudy - 57 F

AB 32
R 3
H 6
RBI 3
BB 1
SO 7
LOB 13



Batter	1	2	3	4	5	6	7	8	9	AB	R	H	RBI	BB	SO	LOB	BOTTOM					
51 Ichiro Suzuki, L OBP: 0.397, SLG: 0.434	G5-3		FC4		F6		9 1B		F9	5	0	1	1	0	0	3						
9 Chone Figgins, S OBP: 0.316, SLG: 0.257	G4-3		B1-3		F9		21 S		21 BB	4	0	1	1	1	0	3						
21 Franklin Gutierrez, R OBP: 0.386, SLG: 0.441			G5-3		FC6-4		K		1B	5	0	2	0	0	1	5						
5 Mike Sweeney, R OBP: 0.286, SLG: 0.420	G1-3			P5		K	P4		F7	5	0	0	0	0	1	5						
4 Jose Lopez, R OBP: 0.241, SLG: 0.270		K		F7		G5-3		G6-3		4	0	0	0	0	1	0						
15 Milton Bradley, S OBP: 0.321, SLG: 0.378		K			1B	L6			1B	4	0	2	0	0	1	0						
13 Casey Kotchman, L OBP: 0.353, SLG: 0.349										3	0	1	0	0	1	1						
27 Matt Tuiasosopo, R (8, PH) OBP: 0.176, SLG: 0.242										1	0	0	0	0	0	1						
26 Josh Bard, S OBP: 0.273, SLG: 0.300			F9				FC6-4		L7	4	1	1	0	0	0	3						
16 Josh Wilson, R OBP: 0.353, SLG: 0.349										2	1	2	0	1	0	0						
24 Ken Griffey Jr., L (8, PH) OBP: 0.245, SLG: 0.204									P4	1	0	0	0	0	0	0						
Inning Stats	R: 0 E: 0 K: 0 S: 9	H: 1 LOB: 1 BB: 0 P: 13	R: 0 E: 1 K: 2 S: 11	H: 0 LOB: 0 BB: 0 P: 16	R: 0 E: 0 K: 0 S: 10	H: 1 LOB: 1 BB: 0 P: 13	R: 0 E: 0 K: 1 S: 11	H: 1 LOB: 1 BB: 0 P: 18	R: 0 E: 0 K: 0 S: 9	H: 1 LOB: 2 BB: 1 P: 16	R: 0 E: 0 K: 1 S: 8	H: 0 LOB: 0 BB: 0 P: 12	R: 2 E: 0 K: 1 S: 17	H: 4 LOB: 2 BB: 0 P: 26	R: 0 E: 0 K: 0 S: 8	H: 1 LOB: 1 BB: 0 P: 17	R: 0 E: 0 K: 0 S: 13	H: 1 LOB: 2 BB: 1 P: 25	1B: 9 2B: 1 3B: 0 HR: 0	SF: 0 SAC: 0 DP: 0 HBP: 0	WP: 0 PB: 0 SB: 1 CS: 0	PA: 40
PITCHER	IP WLS BF H R ER SO BB IBB HBP BLK WP HR S P ERA WHIP																					
27 Brett Cecil, L ERA: 4.98	6.1 W 28 7 2 2 4 1 0 0 0 0 0 0 66 101 2.84 1.263																					
57 Shawn Camp, R ERA: 3.27	0.2 H 3 1 0 0 1 0 0 0 0 0 0 0 9 13 0.00 1.500																					
37 Scott Downs, L ERA: 2.79	1.0 H 4 1 0 0 0 0 0 0 0 0 0 0 8 17 0.00 1.000																					
63 Kevin Gregg, R ERA: 1.89	1.0 S 5 1 0 0 0 1 0 0 0 0 0 0 13 25 0.00 2.000																					

Toronto Blue Jays @ Seattle Mariners
Safeco Field, Seattle, WA
Wed May 19 2010, 7:10 PM - 9:47 PM PDT
Att: 19,210 - Cloudy - 57 F

AB 38
R 2
H 10
RBI 2
BB 2
SO 5
LOB 21



Batter	1	2	3	4	5	6	7	8	9	AB	R	H	RBI	BB	SO	LOB	TOP					
15 Fred Lewis, L (1, 8) OBP: 0.321, SLG: 0.449	P5			G3-1		G4-3		G6-3 BB		3	0	0	0	1	0	0	Toronto Blue Jays @ Seattle Mariners Safeco Field, Seattle, WA Thu May 20 2010, 12:43 PM - 3:16 PM PDT Att: 20,469 - Cloudy - 52 F					
2 Aaron Hill, R (1, 4) OBP: 0.292, SLG: 0.324	L7			1B		K		F8		4	0	1	0	0	1	1						
26 Adam Lind, L (1, 7) OBP: 0.297, SLG: 0.378	F8			F8		F8		G6-3		4	0	0	0	0	2	0						
7 Jeremy Reed, L (8, 7) OBP: 0.400, SLG: 0.250	F8			F8		F8		G6-3		0	0	0	0	0	0	0						
10 Vernon Wells, R (1, 10) OBP: 0.359, SLG: 0.596		P2		F9		G6-3		K		4	0	0	0	0	1	1						
35 Lyle Overbay, L (1, 3) OBP: 0.288, SLG: 0.360	F8			K		K		F8		4	1	1	0	0	1	0						
11 Alex Gonzalez, R (1, 6) OBP: 0.300, SLG: 0.547	P3			1B		1B		G6-3		4	1	2	0	0	0	0						
19 José Bautista, R (1, 9) OBP: 0.352, SLG: 0.556				1B		1B		1B		2	1	1	2	1	0	0						
12 Edwin Encarnación, R (1, 5) OBP: 0.255, SLG: 0.425				HR		BB		SF7		1	0	0	1	1	0	0						
8 José Molina, R (1, 2) OBP: 0.341, SLG: 0.282	G6-3			G5-4-3		L1				3	0	0	0	0	3							
Inning Stats	R: 0 E: 0 K: 0 S: 11	H: 0 LOB: 0 BB: 0 P: 16	R: 0 E: 0 K: 0 S: 6	H: 0 LOB: 0 BB: 0 P: 8	R: 0 E: 0 K: 0 S: 10	H: 0 LOB: 0 BB: 0 P: 15	R: 0 E: 0 K: 0 S: 8	H: 1 LOB: 1 BB: 0 P: 14	R: 2 E: 0 K: 1 S: 11	H: 2 LOB: 0 BB: 1 P: 22	R: 0 E: 0 K: 1 S: 8	H: 0 LOB: 0 BB: 0 P: 10	R: 1 E: 0 K: 0 S: 12	H: 2 LOB: 2 BB: 1 P: 20	R: 0 E: 0 K: 0 S: 5	H: 0 LOB: 0 BB: 0 P: 10	R: 0 E: 0 K: 1 S: 9	H: 0 LOB: 0 BB: 0 P: 11	1B: 3 2B: 1 3B: 0 HR: 1	SF: 1 SAC: 0 DP: 2 HBP: 0	WP: 0 PB: 0 SB: 0 CS: 0	PA: 33
PITCHER	IP WLS BF H R ER SO BB IBB HBP BLK WP HR S P ERA WHIP																					
38 Jason Vargas, L (1, 1) ERA: 3.08	6.2	26	5	3	3	2	1	1	0	0	0	0	0	0	1	63	100	4.05	0.900			
54 Kanekoa Teixeira, R (7, 1) ERA: 3.94	1.1	4	0	0	0	0	1	0	0	0	0	0	0	0	8	15	0.00	0.750				
23 Shawn Kelley, R (9, 1) ERA: 2.63	1.0	W	3	0	0	0	1	0	0	0	0	0	0	0	9	11	0.00	0.000				

AB	29
R	3
H	5
RBI	3
BB	3
SO	3
LOB	7



Batter	1	2	3	4	5	6	7	8	9	AB	R	H	RBI	BB	SO	LOB	BOTTOM					
51 Ichiro Suzuki, L (1, 9) OBP: 0.396, SLG: 0.432	G6-3		SH1-4		FC5-4			G6-3		3	0	1	0	0	0	2	Toronto Blue Jays @ Seattle Mariners Safeco Field, Seattle, WA Thu May 20 2010, 12:43 PM - 3:16 PM PDT Att: 20,469 - Cloudy - 52 F					
9 Chone Figgins, S (1, 4) OBP: 0.311, SLG: 0.252	K		SH3		G6-3			K		3	0	0	1	0	2	3						
21 Franklin Gutierrez, R (1, 8) OBP: 0.376, SLG: 0.429	G5-3		G4-3		K			F8		4	0	0	0	0	1	2						
5 Mike Sweeney, R (1, 10) OBP: 0.350, SLG: 0.415		BB			L9			P2		3	0	1	0	1	0	0						
55 Michael Saunders, L (9, PR) OBP: 0.333, SLG: 0.533		BB			L9			CS		0	1	0	0	0	0	0						
4 Jose Lopez, R (1, 5) OBP: 0.247, SLG: 0.271	F8				BB			K		3	1	1	0	1	1	1						
15 Milton Bradley, S (1, 7) OBP: 0.318, SLG: 0.364	L8				BB			K		3	1	0	0	1	1	2						
13 Casey Kotchman, L (1, 3) OBP: 0.291, SLG: 0.346	F8				BB			BB		3	0	1	1	1	0	1						
26 Josh Bard, S (1, 2) OBP: 0.400, SLG: 0.500			SH3		BB			BB		2	1	2	1	1	0	0						
16 Josh Wilson, R (1, 6) OBP: 0.352, SLG: 0.348			SH3		BB			BB		3	0	1	0	0	1	3						
24 Ken Griffey Jr., L (9, PH) OBP: 0.252, SLG: 0.213			SH3		BB			F8		1	0	1	1	0	0	0						
Inning Stats	R: 0 E: 0 K: 1 S: 8	H: 0 LOB: 0 BB: 0 P: 13	R: 0 E: 0 K: 0 S: 6	H: 0 LOB: 1 BB: 1 P: 16	R: 1 E: 0 K: 0 S: 9	H: 1 LOB: 1 BB: 1 P: 14	R: 0 E: 0 K: 0 S: 5	H: 0 LOB: 0 BB: 1 P: 9	R: 0 E: 0 K: 1 S: 16	H: 2 LOB: 2 BB: 0 P: 25	R: 0 E: 0 K: 2 S: 7	H: 0 LOB: 0 BB: 0 P: 11	R: 0 E: 0 K: 1 S: 9	H: 1 LOB: 1 BB: 0 P: 18	R: 0 E: 0 K: 1 S: 7	H: 1 LOB: 0 BB: 0 P: 11	R: 3 E: 0 K: 0 S: 12	H: 3 LOB: 3 BB: 2 P: 25	1B: 7 2B: 1 3B: 0 HR: 0	SF: 1 SAC: 2 DP: 1 HBP: 0	WP: 0 PB: 0 SB: 0 CS: 1	PA: 37
PITCHER	IP WLS BF H R ER SO BB IBB HBP BLK WP HR S P ERA WHIP																					
24 Ricky Romero, L (1, 1) ERA: 2.71	6.2	26	4	1	1	5	3	0	0	0	0	0	0	0	0	58	101	1.35	1.050			
54 Jason Frasor, R (7, 1) ERA: 5.0	0.1	H	1	0	0	0	0	0	0	0	0	2	5	0.00	0.000							
37 Scott Downs, L (8, 1) ERA: 2.7	0.2	H	3	1	0	0	1	0	0	0	0	7	10	0.00	1.500							
57 Shawn Camp, R (8, 1) ERA: 3.22	0.1	H	0	0	0	0	0	0	0	0	0	1	0.00	0.000								
63 Kevin Gregg, R (9, 1) ERA: 3.26	0.1	L	6	3	3	3	0	2	0	0	0	12	25	81.00	15.000							

AB	28
R	4
H	8
RBI	4
BB	5
SO	6
LOB	14



Batter	1	2	3	4	5	6	7	8	9	AB	R	H	RBI	BB	SO	LOB	TOP							
19 José Bautista, R OBP: 0.344, SLG: 0.556	(1,9) C FF 94 2-2 F SL 85 B FF 94 S SL 84 X FF 84	F9	(1,3) C SL 85 1-3 F FF 94 B FF 98 S SL 88 X FF 88	K		(2,3) B FF 96 2-3 B SL 84 F FF 95 S SL 86 X FF 86	K	(1,3) S SL 86 1-3 B CH 87 S CH 86	K		3	0	0	0	0	2	0							
44 Casey Janssen, R OBP: 0.286, SLG: 0.167	(6,1) B FF 92 2-1 B FF 94 F FF 93 X SL 85	F7																						
57 Shawn Camp, R OBP: 0.281, SLG: 0.333	(8,7) X SL 93 0-0	G4-3																						
2 Aaron Hill, R OBP: 0.294, SLG: 0.391	(1,4) B FF 92 2-1 B FF 94 F FF 93 X SL 85	F7																						
26 Adam Lind, L OBP: 0.294, SLG: 0.391	(1,7) X SL 93 0-0	G4-3																						
54 Jason Frasor, R OBP: 0.225, SLG: 0.375	(8,1) C SI 96 0-2 B SL 82 X FF 96	F7																						
10 Vernon Wells, R OBP: 0.358, SLG: 0.593	(1,8) B FF 92 2-1 B SL 84 F FF 93 X SL 85	G3																						
15 Fred Lewis, L OBP: 0.319, SLG: 0.470	(6,8) B FF 92 2-1 B SL 84 F FF 93 X SL 85	G3																						
35 Lyle Overbay, L OBP: 0.292, SLG: 0.361	(1,3) B FF 93 3-0 B SL 84 F FF 93 X SL 85	G3																						
11 Alex Gonzalez, R OBP: 0.306, SLG: 0.545	(1,6) S SL 85 2-2 B FF 94 F FF 93 X SL 85	F8																						
6 John McDonald, R OBP: 0.225, SLG: 0.375	(7,6) B FF 92 2-2 B SL 84 F FF 93 X SL 85	F8																						
14 John Buck, R OBP: 0.323, SLG: 0.563	(1,2) F FF 96 2-2 B SL 86 S SL 86 T SL 89	K																						
12 Edwin Encarnación, R OBP: 0.296, SLG: 0.702	(1,5) B FF 93 3-2 B SL 84 F FF 93 X SL 85	P6																						
30 Dana Eveland, L OBP: 0.267, SLG: 0.268	(1,1) C FF 92 1-3 B SL 84 F FF 94 S SL 84	K																						
50 Rommie Lewis, L OBP: 0.267, SLG: 0.268	(2,1) C FF 92 1-3 B SL 84 F FF 94 S SL 84	K																						
18 Mike McCoy, R OBP: 0.267, SLG: 0.268	(6,9) C FF 92 1-3 B SL 84 F FF 94 S SL 84	K																						
Inning Stats	R: 0 E: 0 K: 0 S: 6	H: 0 LOB: 0 BB: 0 P: 10	R: 1 E: 0 K: 1 S: 9	H: 1 LOB: 0 BB: 0 P: 18	R: 0 E: 0 K: 2 S: 10	H: 0 LOB: 0 BB: 0 P: 15	R: 0 E: 0 K: 2 S: 10	H: 0 LOB: 0 BB: 0 P: 12	R: 0 E: 0 K: 0 S: 8	H: 1 LOB: 1 BB: 0 P: 11	R: 0 E: 0 K: 1 S: 7	H: 0 LOB: 0 BB: 0 P: 13	R: 0 E: 0 K: 1 S: 9	H: 0 LOB: 0 BB: 0 P: 15	R: 4 E: 0 K: 2 S: 15	H: 4 LOB: 0 BB: 0 P: 24	R: 0 E: 0 K: 2 S: 11	H: 1 LOB: 1 BB: 0 P: 17	1B: 4 2B: 1 3B: 0 HR: 2	SF: 0 SAC: 0 DP: 0 HBP: 0	WP: 1 PB: 1 SB: 0 CS: 0	PA: 34		
PITCHER	IP WLS BF H R ER SO BB IBB HBP BLK WP HR S P ERA WHIP	7.2 W 29 6 5 5 9 0 0 0 0 1 2 73 115 5.87 0.783	0.1 H 1 0 0 0 0 0 0 0 0 0 0 0 3 0.00 0.000	1.0 S 4 1 0 0 2 0 0 0 0 0 0 11 17 0.00 1.000																				

Toronto Blue Jays @ Arizona Diamondbacks
Chase Field, Phoenix, AZ
Sat May 22 2010, 5:11 PM - 7:45 PM MST
Att: 32,765 - Clear - 87 F

livebaseballscores.com

AB 34
R 5
H 7
RBI 5
BB 0
SO 11
LOB 4



Batter	1	2	3	4	5	6	7	8	9	AB	R	H	RBI	BB	SO	LOB	BOTTOM						
2 Kelly Johnson, L OBP: 0.360, SLG: 0.579	(1,4) B FF 87 4-1 B SL 80 F FF 87 S SL 88 X FF 88	G4-3																					
11 Augie Ojeda, S OBP: 0.158, SLG: 0.118	(8,4) C SI 88 0-1 B CH 81	F9																					
3 Tony Abreu, S OBP: 0.313, SLG: 0.385	(1,6) C SI 88 0-1 B CH 81	F9																					
34 Conor Jackson, R OBP: 0.352, SLG: 0.326	(1,7) B SL 87 2-2 C CH 82 F FF 89 B SL 88 X CH 81	G4-3																					
10 Justin Upton, R OBP: 0.340, SLG: 0.462	(1,9) C SI 88 2-2 B SL 88 F FF 88 X SI 89	G4-3																					
25 Adam LaRoche, L OBP: 0.382, SLG: 0.549	(1,3) C FF 87 0-1 X SI 87	G4-3																					
27 Mark Reynolds, R OBP: 0.341, SLG: 0.497	(1,5) B CU 76 2-0 D SL 82 X SI 87	F8																					
24 Chris Young, R OBP: 0.384, SLG: 0.478	(1,8) B SL 88 3-1 B CH 88 C CH 82 X FF 88	G6-3																					
28 John Hester, R OBP: 0.275, SLG: 0.278	(1,2) X SI 87 0-0	G6-3																					
36 Edwin Jackson, R OBP: 0.190, SLG: 0.300	(1,1) C FF 87 0-3 B SL 83 C CU 76	K																					
32 Esmerling Vasquez, R OBP: 0.399, SLG: 0.424	(8,1) B FF 91 2-2 B SL 83 F FF 91 S SL 83 X FF 91	F8																					
4 Rusty Ryan, R OBP: 0.399, SLG: 0.424	(8,1) B FF 91 2-2 B SL 83 F FF 91 S SL 83 X FF 91	F8																					
50 Chad Qualls, R ERA: 4.74	(9,1) C FF 87 0-1 B SL 84 F FF 87 S SL 84	G3-6-1																					
Inning Stats	R: 4 E: 0 K: 0 S: 16	H: 4 LOB: 1 BB: 1 P: 28	R: 4 E: 0 K: 3 S: 23	H: 5 LOB: 2 BB: 1 P: 36	R: 0 E: 0 K: 0 S: 5	H: 0 LOB: 0 BB: 0 P: 5	R: 0 E: 0 K: 0 S: 7	H: 0 LOB: 0 BB: 0 P: 8	R: 0 E: 0 K: 0 S: 9	H: 0 LOB: 0 BB: 0 P: 14	R: 0 E: 0 K: 2 S: 7	H: 0 LOB: 0 BB: 0 P: 12	R: 0 E: 0 K: 0 S: 5	H: 1 LOB: 0 BB: 0 P: 7	R: 0 E: 0 K: 2 S: 13	H: 0 LOB: 1 BB: 1 P: 21	1B: 6 2B: 4 3B: 0 HR: 0	SF: 0 SAC: 0 DP: 1 HBP: 0	WP: 0 PB: 0 SB: 0 CS: 0	PA: 36			
PITCHER	IP WLS BF H R ER SO BB IBB HBP BLK WP HR S P ERA WHIP	1.1 L 14 1 0 0 2 0 0 0 0 0 0 27 46 0.00 0.273	3.2 L 12 1 0 0 2 0 0 0 0 0 0 7 12 0.00 0.000	1.0 S 4 1 0 0 2 0 0 0 0 0 0 5 7 0.00 1.000	1.0 S 4 0 0 0 2 1 0 0 0 0 0 13 21 0.00 1.000																		

Toronto Blue Jays @ Arizona Diamondbacks
Chase Field, Phoenix, AZ
Sat May 22 2010, 5:11 PM - 7:45 PM MST
Att: 32,765 - Clear - 87 F

livebaseballscores.com

AB 33
R 8
H 10
RBI 8
BB 3
SO 7
LOB 10



Batter	1	2	3	4	5	6	7	8	9	AB	R	H	RBI	BB	SO	LOB	TOP						
15 Fred Lewis, L OBP: 0.320, SLG: 0.464	P2		G3-4-1 26 19 1B	G4-3	G3				K	6	1	2	0	0	1	1	Toronto Blue Jays @ Arizona Diamondbacks Chase Field, Phoenix, AZ Sun May 23 2010, 1:10 PM - 4:12 PM MST Att: 23,115 - Sunny - 74 F livebaseballscorecards.com						
2 Aaron Hill, R OBP: 0.276, SLG: 0.323	P4		FC4 26 19 1B	G5-3						4	2	0	0	1	0	5							
37 Scott Downs, L										0	0	0	0	0	0	0							
63 Kevin Gregg, R										0	0	0	0	0	0	0							
26 Adam Lind, L OBP: 0.297, SLG: 0.399	G3-1		G3-4-1							4	2	2	1	0	0	2							
7 Jeremy Reed, L OBP: 0.286, SLG: 0.167										0	0	0	0	0	0	0							
19 José Bautista, R OBP: 0.345, SLG: 0.570										5	1	2	4	0	1	4							
35 Lyle Overbay, L OBP: 0.295, SLG: 0.362										5	1	2	0	0	0	3							
12 Edwin Encarnación, R OBP: 0.352, SLG: 0.745										4	2	2	2	1	0	1							
6 John McDonald, R OBP: 0.267, SLG: 0.409										4	2	2	2	1	0	2							
8 José Molina, R OBP: 0.367, SLG: 0.318										5	1	3	1	0	0	1							
28 Shaun Marcum, R OBP: 0.333, SLG: 0.667										3	0	1	1	0	0	2							
57 Shawn Camp, R OBP: 1.000, SLG: 1.000										1	0	1	0	0	0	0							
18 Mike McCoy, R OBP: 0.261, SLG: 0.262										1	0	0	0	0	1	0							
Inning Stats	R: 0 H: 0 E: 0 K: 0 S: 7	H: 0 LOB: 0 BB: 0 P: 11	R: 0 H: 3 E: 0 K: 2 S: 13	H: 3 LOB: 3 BB: 0 P: 18	R: 2 H: 2 E: 1 K: 0 S: 14	H: 2 LOB: 1 BB: 0 P: 20	R: 1 H: 1 E: 0 K: 0 S: 11	H: 1 LOB: 1 BB: 1 P: 18	R: 5 H: 6 E: 0 K: 1 S: 14	H: 6 LOB: 0 BB: 0 P: 21	R: 3 H: 2 E: 1 K: 0 S: 12	H: 2 LOB: 1 BB: 2 P: 23	R: 1 H: 3 E: 0 K: 0 S: 13	H: 3 LOB: 2 BB: 0 P: 17	R: 0 H: 0 E: 0 K: 0 S: 7	H: 0 LOB: 0 BB: 0 P: 12	R: 0 H: 0 E: 0 K: 2 S: 10	H: 0 LOB: 0 BB: 0 P: 14	1B: 12 2B: 3 3B: 0 HR: 2	SF: 1 SAC: 0 DP: 0 HBP: 0	WP: 1 PB: 0 SB: 0 CS: 0	PA: 46	
PITCHER	IP WLS BF ERA WHIP	IP WLS BF ERA WHIP	IP WLS BF ERA WHIP	IP WLS BF ERA WHIP	IP WLS BF ERA WHIP	IP WLS BF ERA WHIP	IP WLS BF ERA WHIP	IP WLS BF ERA WHIP	IP WLS BF ERA WHIP	IP WLS BF ERA WHIP	IP WLS BF ERA WHIP	IP WLS BF ERA WHIP	IP WLS BF ERA WHIP	IP WLS BF ERA WHIP	IP WLS BF ERA WHIP	IP WLS BF ERA WHIP	IP WLS BF ERA WHIP	IP WLS BF ERA WHIP	IP WLS BF ERA WHIP	IP WLS BF ERA WHIP	IP WLS BF ERA WHIP	IP WLS BF ERA WHIP	IP WLS BF ERA WHIP
33 Billy Buckner, R ERA: 9.0	4.0	L	25	11	8	7	2	1	0	0	0	0	0	0	0	0	1	2	53	79	15.75	3.000	
43 César Valdez, R ERA: 7.32	2.0		9	3	3	2	1	1	1	0	0	0	0	0	0	0	0	0	18	32	9.00	2.000	
56 Saul Rivera, R ERA: 27.0	1.0		6	3	1	1	0	0	0	0	0	0	0	0	0	0	0	0	13	17	9.00	3.000	
58 Juan Gutierrez, R ERA: 8.83	1.0		3	0	0	0	0	0	0	0	0	0	0	0	0	0	0	0	7	12	0.00	0.000	
49 Carlos Rosa, R ERA: 4.5	1.0		3	0	0	0	2	0	0	0	0	0	0	0	0	0	0	0	10	14	0.00	0.000	

Batter	1	2	3	4	5	6	7	8	9	AB	R	H	RBI	BB	SO	LOB	BOTTOM						
34 Conor Jackson, R OBP: 0.348, SLG: 0.333	K		G3-1							4	1	1	0	0	1	1	Toronto Blue Jays @ Arizona Diamondbacks Chase Field, Phoenix, AZ Sun May 23 2010, 1:10 PM - 4:12 PM MST Att: 23,115 - Sunny - 74 F livebaseballscorecards.com						
58 Juan Gutierrez, R										0	0	0	0	0	0	0							
49 Carlos Rosa, R										0	0	0	0	0	0	0							
28 John Hester, R OBP: 0.268, SLG: 0.270										1	0	0	0	0	0	2							
3 Tony Abreu, S OBP: 0.319, SLG: 0.403										2	1	1	0	0	0	0							
11 Augie Ojeda, S OBP: 0.182, SLG: 0.150										3	0	1	1	0	0	2							
6 Stephen Drew, L OBP: 0.364, SLG: 0.497										4	1	1	0	0	1	2							
10 Justin Upton, R OBP: 0.338, SLG: 0.457										4	0	1	1	0	2	2							
25 Adam LaRoche, L OBP: 0.375, SLG: 0.538										3	0	0	0	0	1	2							
4 Rusty Ryan, R OBP: 0.405, SLG: 0.441										1	0	1	0	0	0	0							
27 Mark Reynolds, R OBP: 0.344, SLG: 0.500										3	0	1	0	1	2	1							
24 Chris Young, R OBP: 0.367, SLG: 0.497										4	1	2	2	0	2	1							
19 Chris Snyder, R OBP: 0.362, SLG: 0.439										3	0	0	0	1	1	3							
33 Billy Buckner, R OBP: 0.333, SLG: 0.333										1	0	0	0	0	0	0							
43 César Valdez, R ERA: 2.84										1	0	0	0	0	0	0							
56 Saul Rivera, S ERA: 2.57										0	0	0	0	0	0	0							
8 Gerardo Parra, L OBP: 0.284, SLG: 0.351										1	0	1	0	1	0	0							
Inning Stats	R: 1 H: 2 E: 0 K: 2 S: 12	H: 2 LOB: 1 BB: 0 P: 19	R: 0 H: 0 E: 0 K: 2 S: 8	H: 0 LOB: 0 BB: 0 P: 12	R: 0 H: 0 E: 0 K: 0 S: 11	H: 0 LOB: 0 BB: 0 P: 15	R: 1 H: 2 E: 0 K: 3 S: 18	H: 2 LOB: 2 BB: 1 P: 29	R: 1 H: 2 E: 0 K: 1 S: 18	H: 2 LOB: 1 BB: 0 P: 28	R: 0 H: 1 E: 0 K: 1 S: 11	H: 1 LOB: 0 BB: 0 P: 16	R: 0 H: 1 E: 0 K: 0 S: 5	H: 1 LOB: 0 BB: 0 P: 11	R: 0 H: 1 E: 0 K: 1 S: 7	H: 1 LOB: 1 BB: 0 P: 9	R: 1 H: 1 E: 0 K: 0 S: 12	H: 1 LOB: 1 BB: 2 P: 25	1B: 5 2B: 4 3B: 0 HR: 1	SF: 0 SAC: 0 DP: 2 HBP: 0	WP: 0 PB: 0 SB: 0 CS: 0	PA: 38	
PITCHER	IP WLS BF ERA WHIP	IP WLS BF ERA WHIP	IP WLS BF ERA WHIP	IP WLS BF ERA WHIP	IP WLS BF ERA WHIP	IP WLS BF ERA WHIP	IP WLS BF ERA WHIP	IP WLS BF ERA WHIP	IP WLS BF ERA WHIP	IP WLS BF ERA WHIP	IP WLS BF ERA WHIP	IP WLS BF ERA WHIP	IP WLS BF ERA WHIP	IP WLS BF ERA WHIP	IP WLS BF ERA WHIP	IP WLS BF ERA WHIP	IP WLS BF ERA WHIP	IP WLS BF ERA WHIP	IP WLS BF ERA WHIP	IP WLS BF ERA WHIP	IP WLS BF ERA WHIP	IP WLS BF ERA WHIP	IP WLS BF ERA WHIP
28 Shaun Marcum, R ERA: 2.82	5.0	W	22	6	3	3	8	1	0	0	0	0	0	0	0	0	0	0	67	103	5.40	1.400	
57 Shawn Camp, R ERA: 2.84	2.0		7	2	0	0	1	0	0	0	0	0	0	0	0	0	0	0	16	27	0.00	1.000	
37 Scott Downs, L ERA: 2.57	1.0		4	1	0	0	1	0	0	0	0	0	0	0	0	0	0	0	7	9	0.00	1.000	
63 Kevin Gregg, R ERA: 3.54	1.0		5	1	1	1	0	2	0	0	0	0	0	0	0	0	0	1	12	25	9.00	3.000	



Batter	1	2	3	4	5	6	7	8	9	AB	R	H	RBI	BB	SO	LOB	TOP							
15 Fred Lewis, L OBP: 0.316, SLG: 0.469										5	1	1	0	0	1	4								
2 Aaron Hill, R OBP: 0.275, SLG: 0.313										4	1	0	0	1	1	2								
26 Adam Lind, L OBP: 0.299, SLG: 0.407										4	1	2	2	0	0	0								
10 Vernon Wells, R OBP: 0.359, SLG: 0.585										4	1	1	1	1	1	2								
35 Lyle Overbay, L OBP: 0.297, SLG: 0.351									5	0	0	1	0	3	2									
11 Alex Gonzalez, R OBP: 0.309, SLG: 0.538									4	1	1	0	1	0	0									
19 José Bautista, R OBP: 0.354, SLG: 0.566									1	0	0	0	3	0	0									
14 John Buck, R OBP: 0.321, SLG: 0.553									4	0	1	1	0	1	3									
12 Edwin Encarnación, R OBP: 0.333, SLG: 0.717									2	1	0	0	2	0	5									
Inning Stats	R: 1 E: 0 K: 1 S: 9	H: 1 LOB: 1 BB: 1 P: 17	R: 0 E: 0 K: 1 S: 9	H: 0 LOB: 0 BB: 0 P: 16	R: 0 E: 0 K: 0 S: 11	H: 1 LOB: 2 BB: 1 P: 20	R: 1 E: 0 K: 1 S: 15	H: 2 LOB: 2 BB: 1 P: 26	R: 0 E: 0 K: 2 S: 8	H: 0 LOB: 0 BB: 0 P: 13	R: 0 E: 1 K: 1 S: 11	H: 0 LOB: 1 BB: 1 P: 17	R: 4 E: 1 K: 0 S: 18	H: 2 LOB: 3 BB: 4 P: 39	R: 0 E: 0 K: 0 S: 6	H: 0 LOB: 0 BB: 0 P: 11	R: 0 E: 0 K: 1 S: 6	H: 0 LOB: 0 BB: 0 P: 9	1B: 4 2B: 1 3B: 1 HR: 0	SF: 1 DP: 0 HBP: 0	WP: 0 PB: 0 SB: 0 CS: 0	PA: 42		
PITCHER	IP	WLS	BF	H	R	ER	SO	BB	IBB	HBP	BLK	WP	HR	S	P	ERA	WHIP							
51 Joe Saunders, L ERA: 4.4	6.1	L	28	4	3	3	6	5	0	0	0	0	0	65	115	4.26	1.421							
52 Jason Bulger, R ERA: 4.96	0.0		3	2	1	1	0	1	0	0	0	0	0	7	15	∞	∞							
38 Bobby Cassevah, R ERA: 5.56	1.2		8	0	2	1	0	2	0	0	0	0	0	15	29	5.40	1.200							
62 Scot Shields, R ERA: 6.14	1.0		3	0	0	0	1	0	0	0	0	0	0	6	9	0.00	0.000							

Toronto Blue Jays @ Los Angeles Angels
Angel Stadium of Anaheim, Anaheim, CA
Mon May 24 2010, 7:09 PM - 10:01 PM PDT
Att: 35,826 - Clear - 64 F

livebaseballscores.com

AB 33
R 6
H 6
RBI 5
BB 8
SO 7
LOB 18



Batter	1	2	3	4	5	6	7	8	9	AB	R	H	RBI	BB	SO	LOB	BOTTOM							
2 Erick Aybar, S OBP: 0.305, SLG: 0.301										4	0	0	0	0	0	3								
47 Howie Kendrick, R OBP: 0.286, SLG: 0.341										4	0	0	0	0	1	0								
53 Bobby Abreu, L OBP: 0.345, SLG: 0.429										4	0	0	0	0	3	0								
48 Torii Hunter, R OBP: 0.353, SLG: 0.497										4	0	1	0	0	1	0								
8 Kendrys Morales, S OBP: 0.342, SLG: 0.486										3	0	0	0	1	0	1								
20 Juan Rivera, R OBP: 0.291, SLG: 0.414										3	0	0	0	0	1									
55 Hideki Matsui, L OBP: 0.302, SLG: 0.373										3	0	1	0	0	1									
44 Mike Napoli, R OBP: 0.344, SLG: 0.509										2	0	0	0	1	0	1								
18 Kevin Frandsen, R OBP: 0.450, SLG: 0.500										3	0	1	0	0	2									
Inning Stats	R: 0 E: 0 K: 1 S: 6	H: 0 LOB: 0 BB: 0 P: 9	R: 0 E: 0 K: 1 S: 7	H: 0 LOB: 0 BB: 0 P: 13	R: 0 E: 0 K: 0 S: 10	H: 1 LOB: 1 BB: 0 P: 14	R: 0 E: 0 K: 0 S: 7	H: 0 LOB: 0 BB: 0 P: 10	R: 0 E: 0 K: 0 S: 8	H: 0 LOB: 0 BB: 1 P: 18	R: 0 E: 0 K: 0 S: 8	H: 0 LOB: 0 BB: 0 P: 11	R: 0 E: 0 K: 1 S: 11	H: 0 LOB: 0 BB: 0 P: 16	R: 0 E: 0 K: 0 S: 20	H: 1 LOB: 2 BB: 1 P: 29	R: 0 E: 0 K: 2 S: 10	H: 1 LOB: 1 BB: 0 P: 15	1B: 3 2B: 0 3B: 0 HR: 0	SF: 0 DP: 0 HBP: 0	WP: 0 PB: 0 SB: 0 CS: 0	PA: 32		
PITCHER	IP	WLS	BF	H	R	ER	SO	BB	IBB	HBP	BLK	WP	HR	S	P	ERA	WHIP							
27 Brett Cecil, L ERA: 4.1	7.1	W	26	2	0	0	3	2	0	0	0	0	0	69	110	0.00	0.545							
54 Jason Frasor, R ERA: 4.58	0.2		2	0	0	0	0	0	0	0	0	0	0	8	10	0.00	0.000							
37 Scott Downs, L ERA: 2.45	1.0		4	1	0	0	2	0	0	0	0	0	0	10	15	0.00	1.000							

Toronto Blue Jays @ Los Angeles Angels
Angel Stadium of Anaheim, Anaheim, CA
Mon May 24 2010, 7:09 PM - 10:01 PM PDT
Att: 35,826 - Clear - 64 F

livebaseballscores.com

AB 30
R 0
H 3
RBI 0
BB 2
SO 5
LOB 9



Batter	1	2	3	4	5	6	7	8	9	AB	R	H	RBI	BB	SO	LOB	TOP					
7 Jeremy Reed, L OBP: 0.273, SLG: 0.500	F9		K			F7		HR		4	1	1	1	0	1	0	Toronto Blue Jays @ Los Angeles Angels Angel Stadium of Anaheim, Anaheim, CA Tue May 25 2010, 7:08 PM - 9:40 PM PDT Att: 43,174 - Partly Cloudy - 65 F					
2 Aaron Hill, R OBP: 0.275, SLG: 0.333	P5		F7			HR		G6-3		4	1	1	1	0	0	0						
26 Adam Lind, L OBP: 0.294, SLG: 0.398	P6					F8			K2-3	4	0	0	0	0	1	0						
10 Vernon Wells, R OBP: 0.357, SLG: 0.583		G5-3				P3				4	0	1	0	0	1	0						
35 Lyle Overbay, L OBP: 0.281, SLG: 0.343		F7								4	0	0	0	0	2	1						
11 Alex Gonzalez, R OBP: 0.303, SLG: 0.527		E5				F8				4	0	0	0	0	1	1						
19 José Bautista, R OBP: 0.358, SLG: 0.583										2	1	1	1	1	0	0						
14 John Buck, R OBP: 0.314, SLG: 0.540		BB				P3				3	0	0	0	0	1	2						
12 Edwin Encarnación, R OBP: 0.318, SLG: 0.679										3	0	0	0	0	3	0						
18 Mike McCoy, R OBP: 0.281, SLG: 0.282			K			K				0	0	0	0	0	0	0						
Inning Stats	R: 0 E: 0 K: 0 S: 6	H: 0 LOB: 0 BB: 0 P: 9	R: 0 E: 0 K: 0 S: 9	H: 0 LOB: 2 BB: 1 P: 17	R: 0 E: 0 K: 2 S: 10	H: 0 LOB: 0 BB: 0 P: 14	R: 0 E: 0 K: 2 S: 10	H: 1 LOB: 0 BB: 0 P: 7	R: 1 E: 0 K: 1 S: 7	H: 1 LOB: 0 BB: 0 P: 7	R: 1 E: 0 K: 0 S: 8	H: 0 LOB: 0 BB: 0 P: 9	R: 0 E: 0 K: 1 S: 11	H: 0 LOB: 0 BB: 0 P: 19	R: 1 E: 0 K: 2 S: 9	H: 1 LOB: 0 BB: 0 P: 15	R: 0 E: 0 K: 2 S: 12	H: 1 LOB: 1 BB: 0 P: 13	1B: 0 2B: 1 3B: 0 HR: 3	SF: 0 SAC: 0 DP: 0 HBP: 0	WP: 0 PB: 0 SB: 0 CS: 0	PA: 33
PITCHER 54 Ervin Santana, R ERA: 3.85	IP: 9.0 WLS: W BF: 33 H: 4 R: 3 ER: 3 SO: 10 BB: 1 IBB: 0 HBP: 0 BLK: 0 WP: 0 HR: 3 S: 82 P: 116 ERA: 3.00 WHIP: 0.556															PITCHER						

AB	32
R	3
H	4
RBI	3
BB	1
SO	10
LOB	4



Batter	1	2	3	4	5	6	7	8	9	AB	R	H	RBI	BB	SO	LOB	BOTTOM			
2 Erick Aybar, S OBP: 0.308, SLG: 0.310	53 2B	SH1		K						4	1	2	2	0	2	2	Toronto Blue Jays @ Los Angeles Angels Angel Stadium of Anaheim, Anaheim, CA Tue May 25 2010, 7:08 PM - 9:40 PM PDT Att: 43,174 - Partly Cloudy - 65 F			
47 Howie Kendrick, R OBP: 0.285, SLG: 0.348	K					G6-3		F7		5	1	2	1	0	1	2				
53 Bobby Abreu, L OBP: 0.351, SLG: 0.436										4	0	2	2	1	0	1				
8 Kendrys Morales, S OBP: 0.338, SLG: 0.478	K									5	0	1	0	0	2	3				
20 Juan Rivera, R OBP: 0.284, SLG: 0.403	F9									4	1	0	0	0	2	3				
55 Hideki Matsui, L OBP: 0.307, SLG: 0.372										3	0	1	0	1	2	0				
44 Mike Napoli, R OBP: 0.357, SLG: 0.540										3	2	2	1	1	1	2				
13 Maicer Izturis, S OBP: 0.373, SLG: 0.333										3	2	1	0	1	1	3				
77 Reggie Williams, S OBP: 0.361, SLG: 0.241										2	1	1	1	1	0	2				
Inning Stats	R: 1 E: 0 K: 2 S: 9	H: 2 LOB: 1 BB: 0 P: 11	R: 4 E: 1 K: 2 S: 23	H: 6 LOB: 2 BB: 0 P: 31	R: 0 E: 1 K: 0 S: 6	H: 0 LOB: 1 BB: 2 P: 14	R: 0 E: 0 K: 1 S: 6	H: 1 LOB: 0 BB: 0 P: 8	R: 0 E: 0 K: 3 S: 12	H: 0 LOB: 0 BB: 0 P: 19	R: 2 E: 0 K: 0 S: 11	H: 2 LOB: 2 BB: 2 P: 25	R: 1 E: 1 K: 3 S: 16	H: 1 LOB: 2 BB: 1 P: 29	R: 0 E: 0 K: 0 S: 4	H: 0 LOB: 0 BB: 0 P: 7		1B: 8 2B: 3 3B: 0 HR: 1	SF: 0 SAC: 2 DP: 2 HBP: 0	WP: 1 PB: 0 SB: 0 CS: 0
PITCHER 24 Ricky Romero, L ERA: 3.42	IP: 5.1 WLS: L BF: 28 H: 11 R: 7 ER: 7 SO: 8 BB: 3 IBB: 0 HBP: 0 BLK: 0 WP: 1 HR: 1 S: 61 P: 94 ERA: 11.81 WHIP: 2.625															PITCHER				
17 Josh Roenicke, R ERA: 4.97	IP: 1.2 WLS: 0 BF: 9 H: 1 R: 1 ER: 0 SO: 3 BB: 2 IBB: 0 HBP: 0 BLK: 0 WP: 0 HR: 0 S: 22 P: 43 ERA: 0.00 WHIP: 1.800																			
25 David Purcey, L ERA:	IP: 1.0 WLS: 0 BF: 3 H: 0 R: 0 ER: 0 SO: 0 BB: 0 IBB: 0 HBP: 0 BLK: 0 WP: 0 HR: 0 S: 4 P: 7 ERA: 0.00 WHIP: 0.000																			

AB	33
R	8
H	12
RBI	7
BB	5
SO	11
LOB	18



Batter	1	2	3	4	5	6	7	8	9	AB	R	H	RBI	BB	SO	LOB	TOP				
7 Jeremy Reed, L (1, 7) OBP: 0.250, SLG: 0.400	G3-1	FC6-4			K2-3		G3		K	5	0	1	2	0	2	3					
2 Aaron Hill, R (1, 4) OBP: 0.286, SLG: 0.324	K	FC6-4			G5-3			F7		4	0	0	0	0	1	2					
26 Adam Lind, L (1, 10) OBP: 0.293, SLG: 0.391	F7				G1-3			F7		3	0	0	0	1	0	0					
10 Vernon Wells, R (1, 8) OBP: 0.355, SLG: 0.582			G6-3	G5-3			G5-4-3			4	0	1	0	0	0	1					
35 Lyle Overbay, L (1, 3) OBP: 0.281, SLG: 0.337							G3			3	1	0	0	1	2	1					
11 Alex Gonzalez, R (1, 6) OBP: 0.296, SLG: 0.516										4	1	0	0	0	3	1					
19 José Bautista, R (1, 9) OBP: 0.361, SLG: 0.579										3	2	1	0	1	1	1					
14 John Buck, R (1, 2) OBP: 0.319, SLG: 0.546										4	1	2	1	0	2	1					
18 Mike McCoy, R (9, PR) OBP: 0.361, SLG: 0.262										0	0	0	0	0	0	0					
8 José Molina, R (9, 2) OBP: 0.367, SLG: 0.318										0	0	0	0	0	0	0					
12 Edwin Encarnación, R (1, 5) OBP: 0.329, SLG: 0.678										3	0	1	2	1	0	1					
Inning Stats	R: 0 E: 0 K: 1 S: 12	H: 0 LOB: 0 BB: 0 P: 18	R: 3 E: 0 K: 1 S: 15	H: 2 LOB: 2 BB: 3 P: 28	R: 0 E: 0 K: 1 S: 9	H: 0 LOB: 0 BB: 0 P: 13	R: 0 E: 0 K: 2 S: 14	H: 0 LOB: 0 BB: 0 P: 20	R: 0 E: 0 K: 0 S: 6	H: 0 LOB: 0 BB: 1 P: 12	R: 1 E: 0 K: 2 S: 14	H: 2 LOB: 1 BB: 0 P: 19	R: 0 E: 0 K: 1 S: 8	H: 1 LOB: 1 BB: 0 P: 12	R: 1 E: 0 K: 2 S: 16	H: 1 LOB: 2 BB: 0 P: 22	1B: 3 2B: 3 3B: 0 HR: 0	SF: 0 SAC: 0 DP: 1 HBP: 0	WP: 0 PB: 0 SB: 0 CS: 0	PA: 37	
PITCHER	IP	WLS	BF	H	R	ER	SO	BB	IBB	HBP	BLK	WP	HR	S	P	ERA	WHIP				
35 Joel Pineiro, R (1, 1) ERA: 4.95	6.0		23	2	3	3	6	4	0	0	0	0	0	65	102	4.50	1.000				
40 Kevin Jepsen, R (7, 1) ERA: 5.82	1.0	H	5	2	1	1	2	0	0	0	0	0	0	14	19	9.00	2.000				
56 Fernando Rodney, R (6, 1) ERA: 3.2	1.0	H	4	1	0	0	1	0	0	0	0	0	0	8	12	0.00	1.000				
40 Brian Fuentes, L (9, 1) ERA: 5.4	1.0	W	5	1	1	0	2	0	0	0	0	0	0	16	22	0.00	1.000				

Toronto Blue Jays @ Los Angeles Angels
Angel Stadium of Anaheim, Anaheim, CA
Wed May 26 2010, 4:08 PM - 7:10 PM PDT
Att: 34,504 - Partly Cloudy - 68 F

AB 33
R 5
H 6
RBI 5
BB 4
SO 11
LOB 11



Batter	1	2	3	4	5	6	7	8	9	AB	R	H	RBI	BB	SO	LOB	BOTTOM				
2 Erick Aybar, S (1, 6) OBP: 0.311, SLG: 0.305	P6						B1-3			3	1	0	0	2	0	1					
47 Howie Kendrick, R (1, 4) OBP: 0.286, SLG: 0.350	K						L9			5	0	1	1	0	1	3					
53 Bobby Abreu, L (1, 9) OBP: 0.352, SLG: 0.435										3	0	1	2	1	1	0					
48 Tori Hunter, R (1, 8) OBP: 0.346, SLG: 0.485	K									4	0	0	0	0	2	2					
8 Kendrys Morales, S (1, 3) OBP: 0.342, SLG: 0.476										3	1	1	0	0	1	1					
55 Hideki Matsui, L (1, 10) OBP: 0.311, SLG: 0.394										4	1	2	2	0	1	1					
44 Mike Napoli, R (1, 2) OBP: 0.353, SLG: 0.538										4	0	1	0	0	2	2					
13 Maicer Izturis, S (1, 5) OBP: 0.382, SLG: 0.333										3	1	1	0	1	0	2					
27 Michael Ryan, L (1, 7) OBP: 0.222, SLG: 0.313										2	1	1	1	1	0	0					
77 Reggie Willis, S (7, 7) OBP: 0.361, SLG: 0.241										0	0	0	0	0	0	0					
20 Juan Rivera, R (9, PH) OBP: 0.288, SLG: 0.403										0	1	0	0	1	0	0					
Inning Stats	R: 0 E: 0 K: 2 S: 10	H: 0 LOB: 1 BB: 1 P: 18	R: 0 E: 0 K: 2 S: 11	H: 0 LOB: 0 BB: 0 P: 19	R: 2 E: 0 K: 1 S: 14	H: 1 LOB: 1 BB: 2 P: 28	R: 1 E: 0 K: 0 S: 12	H: 2 LOB: 1 BB: 1 P: 21	R: 0 E: 0 K: 1 S: 7	H: 3 LOB: 0 BB: 0 P: 19	R: 0 E: 0 K: 1 S: 6	H: 0 LOB: 0 BB: 0 P: 9	R: 0 E: 0 K: 0 S: 6	H: 0 LOB: 0 BB: 0 P: 14	R: 1 E: 0 K: 0 S: 10	H: 2 LOB: 3 BB: 2 P: 24	1B: 4 2B: 3 3B: 0 HR: 1	SF: 1 SAC: 0 DP: 0 HBP: 1	WP: 0 PB: 0 SB: 0 CS: 1	PA: 39	
PITCHER	IP	WLS	BF	H	R	ER	SO	BB	IBB	HBP	BLK	WP	HR	S	P	ERA	WHIP				
23 Brandon Morrow, R (1, 1) ERA: 6.66	5.0		22	3	3	3	6	4	0	1	0	0	0	54	96	5.40	1.400				
50 Rommie Lewis, L (6, 1) ERA: 3.6	0.0		2	2	2	2	0	0	0	0	0	0	1	3	5	∞	∞				
57 Shawn Camp, R (6, 1) ERA: 2.73	1.0		3	1	0	0	1	0	0	0	0	0	0	10	14	0.00	1.000				
54 Jason Frasor, R (7, 1) ERA: 4.35	1.0		3	0	0	0	1	0	0	0	0	0	0	6	9	0.00	0.000				
37 Scott Downs, L (8, 1) ERA: 2.66	1.2	L	9	2	1	1	0	0	2	0	0	0	0	16	38	5.40	1.200				

Toronto Blue Jays @ Los Angeles Angels
Angel Stadium of Anaheim, Anaheim, CA
Wed May 26 2010, 4:08 PM - 7:10 PM PDT
Att: 34,504 - Partly Cloudy - 68 F

AB 31
R 6
H 8
RBI 6
BB 6
SO 8
LOB 12



Batter	1	2	3	4	5	6	7	8	9	AB	R	H	RBI	BB	SO	LOB	TOP				
6 Corey Patterson, L (1, 7) OBP: 0.342, SLG: 0.391										4	0	0	0	0	1	1	Baltimore Orioles @ Toronto Blue Jays Rogers Centre, Toronto, ON Fri May 28 2010, 7:10 PM - 9:43 PM EDT Att: 16,360 - Partly Cloudy - 68 F				
23 Ty Wigginton, R (1, 3) OBP: 0.369, SLG: 0.577										3	0	2	0	1	0	0					
21 Nick Markakis, L (1, 9) OBP: 0.407, SLG: 0.436										4	0	1	0	0	0	3					
9 Miguel Tejada, R (1, 5) OBP: 0.314, SLG: 0.381										4	0	3	0	0	1	0					
30 Luke Scott, L (1, 10) OBP: 0.342, SLG: 0.533										3	0	1	0	1	2	1					
32 Matt Wieters, S (1, 2) OBP: 0.328, SLG: 0.358										4	0	0	0	0	3	5					
10 Adam Jones, R (1, 8) OBP: 0.278, SLG: 0.388										4	0	0	0	0	1	5					
40 Scott Moore, L (1, 4)										3	0	0	0	0	1	2					
3 Cesar Izturis, S (1, 6) OBP: 0.293, SLG: 0.244										3	0	1	0	0	1	0					
Inning Stats	R: 0 E: 0 K: 1 S: 8	H: 1 LOB: 0 BB: 0 P: 10	R: 0 E: 0 K: 2 S: 17	H: 2 LOB: 2 BB: 0 P: 26	R: 0 E: 0 K: 1 S: 13	H: 1 LOB: 1 BB: 0 P: 21	R: 0 E: 0 K: 0 S: 6	H: 1 LOB: 1 BB: 1 P: 12	R: 0 E: 0 K: 0 S: 12	H: 0 LOB: 0 BB: 0 P: 20	R: 0 E: 0 K: 3 S: 11	H: 0 LOB: 0 BB: 0 P: 17	R: 0 E: 0 K: 0 S: 8	H: 1 LOB: 1 BB: 0 P: 10	R: 0 E: 0 K: 3 S: 12	H: 1 LOB: 1 BB: 0 P: 17	1B: 8 2B: 0 3B: 0 HR: 0	SF: 0 SAC: 0 DP: 1 HBP: 0	WP: 1 PB: 0 SB: 0 CS: 0	PA: 34	
PITCHER	IP WLS BF H R ER SO BB IBB HBP BLK WP HR S P ERA WHIP	IP WLS BF H R ER SO BB IBB HBP BLK WP HR S P ERA WHIP	IP WLS BF H R ER SO BB IBB HBP BLK WP HR S P ERA WHIP	IP WLS BF H R ER SO BB IBB HBP BLK WP HR S P ERA WHIP	IP WLS BF H R ER SO BB IBB HBP BLK WP HR S P ERA WHIP	IP WLS BF H R ER SO BB IBB HBP BLK WP HR S P ERA WHIP	IP WLS BF H R ER SO BB IBB HBP BLK WP HR S P ERA WHIP	IP WLS BF H R ER SO BB IBB HBP BLK WP HR S P ERA WHIP	IP WLS BF H R ER SO BB IBB HBP BLK WP HR S P ERA WHIP	IP WLS BF H R ER SO BB IBB HBP BLK WP HR S P ERA WHIP	IP WLS BF H R ER SO BB IBB HBP BLK WP HR S P ERA WHIP	IP WLS BF H R ER SO BB IBB HBP BLK WP HR S P ERA WHIP	IP WLS BF H R ER SO BB IBB HBP BLK WP HR S P ERA WHIP	IP WLS BF H R ER SO BB IBB HBP BLK WP HR S P ERA WHIP	IP WLS BF H R ER SO BB IBB HBP BLK WP HR S P ERA WHIP	IP WLS BF H R ER SO BB IBB HBP BLK WP HR S P ERA WHIP	IP WLS BF H R ER SO BB IBB HBP BLK WP HR S P ERA WHIP	IP WLS BF H R ER SO BB IBB HBP BLK WP HR S P ERA WHIP	IP WLS BF H R ER SO BB IBB HBP BLK WP HR S P ERA WHIP	IP WLS BF H R ER SO BB IBB HBP BLK WP HR S P ERA WHIP	IP WLS BF H R ER SO BB IBB HBP BLK WP HR S P ERA WHIP
28 Shaun Marcum, R (1, 1) ERA: 2.59	6.0	W	24	6	0	0	7	2	0	0	0	0	0	0	0	0	0.00	1.333			
57 Shawn Camp, R (7, 1) ERA: 2.53	1.0		3	0	0	0	0	0	0	0	0	0	0	0	0	0	0.00	0.000			
44 Casey Janssen, R (8, 1) ERA: 4.22	1.0		3	1	0	0	0	0	0	0	0	0	0	0	0	0	0.00	1.000			
63 Kevin Gregg, R (9, 1) ERA: 3.38	1.0		4	1	0	0	3	0	0	0	0	1	0	12	17	0.00	1.000				

AB	32
R	0
H	8
RBI	0
BB	2
SO	10
LOB	17



Batter	1	2	3	4	5	6	7	8	9	AB	R	H	RBI	BB	SO	LOB	BOTTOM				
15 Fred Lewis, L (1, 7) OBP: 0.321, SLG: 0.470										4	1	2	0	0	1	0	Baltimore Orioles @ Toronto Blue Jays Rogers Centre, Toronto, ON Fri May 28 2010, 7:10 PM - 9:43 PM EDT Att: 16,360 - Partly Cloudy - 68 F				
2 Aaron Hill, R (1, 4) OBP: 0.273, SLG: 0.350										4	2	2	2	0	1	1					
26 Adam Lind, L (1, 10) OBP: 0.287, SLG: 0.383										4	0	0	0	0	1	2					
10 Vernon Wells, R (1, 8) OBP: 0.357, SLG: 0.596										4	1	2	1	0	0	1					
19 José Bautista, R (1, 9) OBP: 0.364, SLG: 0.586										3	1	1	1	1	1	2					
11 Alex Gonzalez, R (1, 6) OBP: 0.292, SLG: 0.508										3	0	0	0	0	0	1					
35 Lyle Overbay, L (1, 3) OBP: 0.276, SLG: 0.331										3	0	0	0	0	0	1					
14 John Buck, R (1, 2) OBP: 0.319, SLG: 0.541										3	0	1	0	0	1	0					
12 Edwin Encarnación, R (1, 5) OBP: 0.315, SLG: 0.645										3	0	0	0	0	0	1					
Inning Stats	R: 3 E: 1 K: 0 S: 14	H: 3 LOB: 0 BB: 0 P: 18	R: 0 E: 0 K: 1 S: 8	H: 0 LOB: 0 BB: 0 P: 13	R: 0 E: 0 K: 1 S: 5	H: 0 LOB: 0 BB: 0 P: 6	R: 0 E: 0 K: 0 S: 9	H: 0 LOB: 1 BB: 1 P: 18	R: 0 E: 0 K: 0 S: 11	H: 1 LOB: 0 BB: 0 P: 17	R: 2 E: 0 K: 0 S: 14	H: 2 LOB: 0 BB: 0 P: 21	R: 0 E: 0 K: 0 S: 6	H: 0 LOB: 0 BB: 0 P: 11	R: 0 E: 0 K: 3 S: 15	H: 2 LOB: 2 BB: 0 P: 19	1B: 5 2B: 0 3B: 1 HR: 2	SF: 0 SAC: 0 DP: 1 HBP: 0	WP: 1 PB: 0 SB: 1 CS: 0	PA: 32	
PITCHER	IP WLS BF H R ER SO BB IBB HBP BLK WP HR S P ERA WHIP	IP WLS BF H R ER SO BB IBB HBP BLK WP HR S P ERA WHIP	IP WLS BF H R ER SO BB IBB HBP BLK WP HR S P ERA WHIP	IP WLS BF H R ER SO BB IBB HBP BLK WP HR S P ERA WHIP	IP WLS BF H R ER SO BB IBB HBP BLK WP HR S P ERA WHIP	IP WLS BF H R ER SO BB IBB HBP BLK WP HR S P ERA WHIP	IP WLS BF H R ER SO BB IBB HBP BLK WP HR S P ERA WHIP	IP WLS BF H R ER SO BB IBB HBP BLK WP HR S P ERA WHIP	IP WLS BF H R ER SO BB IBB HBP BLK WP HR S P ERA WHIP	IP WLS BF H R ER SO BB IBB HBP BLK WP HR S P ERA WHIP	IP WLS BF H R ER SO BB IBB HBP BLK WP HR S P ERA WHIP	IP WLS BF H R ER SO BB IBB HBP BLK WP HR S P ERA WHIP	IP WLS BF H R ER SO BB IBB HBP BLK WP HR S P ERA WHIP	IP WLS BF H R ER SO BB IBB HBP BLK WP HR S P ERA WHIP	IP WLS BF H R ER SO BB IBB HBP BLK WP HR S P ERA WHIP	IP WLS BF H R ER SO BB IBB HBP BLK WP HR S P ERA WHIP	IP WLS BF H R ER SO BB IBB HBP BLK WP HR S P ERA WHIP	IP WLS BF H R ER SO BB IBB HBP BLK WP HR S P ERA WHIP	IP WLS BF H R ER SO BB IBB HBP BLK WP HR S P ERA WHIP	IP WLS BF H R ER SO BB IBB HBP BLK WP HR S P ERA WHIP	IP WLS BF H R ER SO BB IBB HBP BLK WP HR S P ERA WHIP
34 Kevin Millwood, R (1, 1) ERA: 3.89	6.0	L	24	6	5	4	2	1	0	0	0	0	0	0	0	0	6.00	1.167			
29 David Hernandez, R (7, 1) ERA: 5.09	2.0		8	2	0	0	3	0	0	0	0	0	0	21	30	0.00	1.000				



Batter	1	2	3	4	5	6	7	8	9	AB	R	H	RBI	BB	SO	LOB	TOP								
2 Julio Lugo, R OBP: 0.280, SLG: 0.230										4	1	1	1	0	1	0									
21 Nick Markakis, L OBP: 0.408, SLG: 0.438										4	0	2	1	0	2	0									
23 Ty Wigginton, R OBP: 0.366, SLG: 0.569										4	0	1	0	0	0	2									
9 Miguel Tejada, R OBP: 0.308, SLG: 0.373										4	0	0	0	0	1	3									
30 Luke Scott, L OBP: 0.336, SLG: 0.522										3	0	0	0	0	2	0									
10 Adam Jones, R OBP: 0.274, SLG: 0.382										3	0	0	0	0	1	0									
25 Garrett Atkins, R OBP: 0.261, SLG: 0.294										3	0	0	0	0	1	0									
15 Craig Tatum, R OBP: 0.250, SLG: 0.222										3	0	0	0	0	0	0									
3 Cesar Izturis, S OBP: 0.294, SLG: 0.254										3	1	1	0	0	0	0									
Inning Stats	R: 0 H: 0 E: 0 K: 1 S: 9	H: 0 LOB: 0 BB: 0 P: 12	R: 0 H: 0 E: 0 K: 1 S: 8	H: 0 LOB: 0 BB: 0 P: 12	R: 0 H: 0 E: 0 K: 1 S: 7	H: 0 LOB: 0 BB: 0 P: 10	R: 0 H: 1 E: 0 K: 0 S: 5	H: 0 LOB: 0 BB: 0 P: 9	R: 0 H: 0 E: 0 K: 2 S: 10	H: 0 LOB: 0 BB: 0 P: 12	R: 2 H: 3 E: 0 K: 1 S: 19	H: 3 LOB: 2 BB: 0 P: 27	R: 0 H: 0 E: 0 K: 1 S: 6	H: 0 LOB: 0 BB: 0 P: 7	R: 0 H: 0 E: 0 K: 1 S: 6	H: 0 LOB: 0 BB: 0 P: 12	R: 0 H: 1 E: 0 K: 1 S: 8	H: 1 LOB: 0 BB: 0 P: 12	1B: 4 2B: 1 3B: 0 HR: 0	SF: 0 SAC: 0 DP: 2 HBP: 0	WP: 0 PB: 0 SB: 0 CS: 0	PA: 31			
PITCHER	IP WLS BF H R ER SO BB IBB HBP BLK WP HR S P ERA WHIP	8.0 W 28 4 2 2 7 0 0 0 0 0 0 70 96 2.25 0.500	1.0 S 3 1 0 0 1 0 0 0 0 0 0 8 12 0.00 1.000																						

Baltimore Orioles @ Toronto Blue Jays
Rogers Centre, Toronto, ON
Sat May 29 2010, 1:09 PM - 3:44 PM EDT
Att. 16,194 - Sunny - 77 F

AB 31
R 2
H 5
RBI 2
BB 0
SO 8
LOB 5



Batter	1	2	3	4	5	6	7	8	9	AB	R	H	RBI	BB	SO	LOB	BOTTOM							
15 Fred Lewis, L OBP: 0.331, SLG: 0.477										2	0	1	0	2	0	1								
2 Aaron Hill, R OBP: 0.273, SLG: 0.368										4	1	1	1	0	1	4								
26 Adam Lind, L OBP: 0.286, SLG: 0.380										4	0	1	0	0	1	2								
10 Vernon Wells, R OBP: 0.355, SLG: 0.604										4	1	1	1	0	1	2								
19 José Bautista, R OBP: 0.366, SLG: 0.588										3	0	1	0	1	1	0								
11 Alex Gonzalez, R OBP: 0.291, SLG: 0.503										4	1	1	0	0	1	2								
35 Lyle Overbay, L OBP: 0.281, SLG: 0.368										4	2	2	3	0	1	1								
12 Edwin Encarnación, R OBP: 0.325, SLG: 0.625										2	0	0	0	2	0	0								
8 José Molina, R OBP: 0.373, SLG: 0.326										2	0	1	0	0	0	0								
14 John Buck, R OBP: 0.315, SLG: 0.533										2	0	0	0	0	1	2								
Inning Stats	R: 0 H: 1 E: 0 K: 3 S: 16	H: 1 LOB: 1 BB: 0 P: 23	R: 1 H: 1 E: 0 K: 0 S: 8	H: 1 LOB: 0 BB: 0 P: 10	R: 0 H: 0 E: 0 K: 0 S: 11	H: 0 LOB: 1 BB: 1 P: 17	R: 0 H: 0 E: 0 K: 0 S: 8	H: 0 LOB: 1 BB: 1 P: 21	R: 0 H: 1 E: 0 K: 0 S: 7	H: 1 LOB: 0 BB: 0 P: 9	R: 1 H: 3 E: 0 K: 1 S: 13	H: 3 LOB: 1 BB: 0 P: 19	R: 0 H: 0 E: 0 K: 2 S: 16	H: 0 LOB: 2 BB: 2 P: 29	R: 3 H: 3 E: 0 K: 1 S: 14	H: 3 LOB: 1 BB: 1 P: 25	R: 0 H: 0 E: 0 K: 1 S: 14	H: 0 LOB: 1 BB: 1 P: 25	1B: 3 2B: 2 3B: 0 HR: 4	SF: 0 SAC: 0 DP: 2 HBP: 0	WP: 0 PB: 0 SB: 0 CS: 0	PA: 36		
PITCHER	IP WLS BF H R ER SO BB IBB HBP BLK WP HR S P ERA WHIP	5.2 L 10 2 2 2 3 2 0 0 0 0 1 30 49 9.00 2.000	2.0 L 10 2 2 2 4 2 0 0 0 0 1 30 49 9.00 2.000	0.0 1 1 1 0 1 0 0 0 0 0 0 1 2 6 ∞ ∞	0.1 1 0 0 0 0 0 0 0 0 0 0 0 1 2 0.00 0.000																			

Baltimore Orioles @ Toronto Blue Jays
Rogers Centre, Toronto, ON
Sat May 29 2010, 1:09 PM - 3:44 PM EDT
Att. 16,194 - Sunny - 77 F

AB 31
R 5
H 9
RBI 5
BB 5
SO 7
LOB 14



Batter	1	2	3	4	5	6	7	8	9	AB	R	H	RBI	BB	SO	LOB	TOP			
6 Corey Patterson, L (1,7) OBP: 0.351, SLG: 0.397										4	1	2	0	0	2	1	Baltimore Orioles @ Toronto Blue Jays Rogers Centre, Toronto, ON Sun May 30 2010, 1:10 PM - 3:14 PM EDT Att: 15,878 - Sunny - 72 F			
2 Julio Lugo, R (1,4) OBP: 0.283, SLG: 0.234										3	0	1	0	0	1	1				
21 Nick Markakis, L (1,9) OBP: 0.405, SLG: 0.434										4	0	1	1	0	1	1				
23 Ty Wigginton, R (1,3) OBP: 0.369, SLG: 0.565										3	0	1	0	1	0	1				
9 Miguel Tejada, R (1,5) OBP: 0.302, SLG: 0.365										4	0	0	0	0	1	2				
30 Luke Scott, L (1,10) OBP: 0.329, SLG: 0.511										3	0	0	0	0	0	1				
10 Adam Jones, R (1,8) OBP: 0.274, SLG: 0.382										3	0	1	0	0	1	1				
32 Matt Wieters, S (1,2) OBP: 0.323, SLG: 0.351										3	0	0	0	0	1	1				
3 Cesar Izturis, S (1,6) OBP: 0.295, SLG: 0.250										2	0	0	0	1	0	0				
Inning Stats	R: 1 E: 0 K: 0 S: 8	H: 2 LOB: 0 BB: 0 P: 13	R: 0 E: 0 K: 0 S: 5	H: 0 LOB: 0 BB: 0 P: 8	R: 0 E: 0 K: 2 S: 7	H: 0 LOB: 0 BB: 1 P: 12	R: 0 E: 0 K: 2 S: 8	H: 1 LOB: 1 BB: 0 P: 12	R: 0 E: 0 K: 1 S: 9	H: 1 LOB: 1 BB: 0 P: 14	R: 0 E: 0 K: 2 S: 11	H: 1 LOB: 1 BB: 0 P: 15	R: 0 E: 0 K: 0 S: 6	H: 1 LOB: 1 BB: 0 P: 8	R: 0 E: 0 K: 0 S: 4	H: 0 LOB: 0 BB: 1 P: 8		1B: 6 2B: 0 3B: 0 HR: 0	SF: 0 SAC: 1 DP: 2 HBP: 0	WP: 0 PB: 0 SB: 0 CS: 1
PITCHER 24 Ricky Romero, L (1,1) ERA: 3.14	IP: 9.0 WLS: W BF: 32 H: 6 R: 1 ER: 1 SO: 7	BB: 2 IBB: 0 HBP: 0 BLK: 1	WP: 0 HR: 0 S: 66 P: 102 ERA: 1.00 WHIP: 0.889	PITCHER										IP: 9.0 WLS: W BF: 32 H: 6 R: 1 ER: 1 SO: 7	BB: 2 IBB: 0 HBP: 0 BLK: 1	WP: 0 HR: 0 S: 66 P: 102 ERA: 1.00 WHIP: 0.889				

Batter	1	2	3	4	5	6	7	8	9	AB	R	H	RBI	BB	SO	LOB	BOTTOM			
15 Fred Lewis, L (1,7) OBP: 0.329, SLG: 0.477										4	1	1	0	0	0	0	Baltimore Orioles @ Toronto Blue Jays Rogers Centre, Toronto, ON Sun May 30 2010, 1:10 PM - 3:14 PM EDT Att: 15,878 - Sunny - 72 F			
2 Aaron Hill, R (1,4) OBP: 0.272, SLG: 0.361										3	0	0	0	1	0	1				
26 Adam Lind, L (1,10) OBP: 0.286, SLG: 0.378										4	0	1	0	0	1	2				
10 Vernon Wells, R (1,8) OBP: 0.353, SLG: 0.602										4	1	1	1	0	0	1				
19 José Bautista, R (1,9) OBP: 0.369, SLG: 0.600										3	2	1	1	1	0	1				
11 Alex Gonzalez, R (1,6) OBP: 0.300, SLG: 0.522										4	1	3	2	0	0	1				
35 Lyle Overbay, L (1,3) OBP: 0.290, SLG: 0.389										3	1	2	2	1	0	0				
14 John Buck, R (1,2) OBP: 0.307, SLG: 0.518										4	0	0	0	0	2	4				
12 Edwin Encarnación, R (1,5) OBP: 0.309, SLG: 0.588										4	0	0	0	0	1	0				
Inning Stats	R: 3 E: 0 K: 1 S: 15	H: 4 LOB: 2 BB: 1 P: 27	R: 0 E: 0 K: 0 S: 5	H: 0 LOB: 1 BB: 1 P: 13	R: 0 E: 0 K: 0 S: 11	H: 1 LOB: 2 BB: 1 P: 21	R: 0 E: 0 K: 0 S: 6	H: 0 LOB: 0 BB: 0 P: 11	R: 0 E: 0 K: 0 S: 9	H: 1 LOB: 1 BB: 0 P: 13	R: 1 E: 0 K: 1 S: 9	H: 1 LOB: 0 BB: 0 P: 18	R: 0 E: 0 K: 1 S: 9	H: 0 LOB: 0 BB: 0 P: 10	R: 2 E: 0 K: 1 S: 10	H: 2 LOB: 0 BB: 0 P: 15		1B: 4 2B: 2 3B: 0 HR: 3	SF: 0 SAC: 0 DP: 0 HBP: 0	WP: 0 PB: 0 SB: 0 CS: 0
PITCHER 46 Jeremy Guthrie, R (1,1) ERA: 3.84	IP: 6.0 WLS: L BF: 28 H: 7 R: 4 ER: 4 SO: 2	BB: 3 IBB: 0 HBP: 0 BLK: 0	WP: 0 HR: 1 S: 55 P: 103 ERA: 6.00 WHIP: 1.667	PITCHER										IP: 6.0 WLS: L BF: 28 H: 7 R: 4 ER: 4 SO: 2	BB: 3 IBB: 0 HBP: 0 BLK: 0	WP: 0 HR: 1 S: 55 P: 103 ERA: 6.00 WHIP: 1.667				
27 Mark Hendrickson, L (7,1) ERA: 5.61	IP: 1.0 WLS: 0 BF: 3 H: 0 R: 0 ER: 0 SO: 1	BB: 0 IBB: 0 HBP: 0 BLK: 0	WP: 0 HR: 0 S: 9 P: 10 ERA: 0.00 WHIP: 0.000	PITCHER										IP: 1.0 WLS: 0 BF: 3 H: 0 R: 0 ER: 0 SO: 1	BB: 0 IBB: 0 HBP: 0 BLK: 0	WP: 0 HR: 0 S: 9 P: 10 ERA: 0.00 WHIP: 0.000				
13 Will Ohman, L (8,1) ERA: 1.08	IP: 1.0 WLS: 0 BF: 5 H: 2 R: 2 ER: 2 SO: 1	BB: 0 IBB: 0 HBP: 0 BLK: 0	WP: 0 HR: 2 S: 10 P: 15 ERA: 18.00 WHIP: 2.000	PITCHER										IP: 1.0 WLS: 0 BF: 5 H: 2 R: 2 ER: 2 SO: 1	BB: 0 IBB: 0 HBP: 0 BLK: 0	WP: 0 HR: 2 S: 10 P: 15 ERA: 18.00 WHIP: 2.000				

AB	29
R	1
H	6
RBI	1
BB	2
SO	7
LOB	9




AB	33
R	6
H	9
RBI	6
BB	3
SO	4
LOB	10



Batter	1	2	3	4	5	6	7	8	9	AB	R	H	RBI	BB	SO	LOB	TOP										
18 Ben Zobrist, S OBP: 0.367, SLG: 0.443 (1, 9)	F8			G6-3		PO	FC5-4	G3		4	0	1	0	0	0	1											
13 Carl Crawford, L OBP: 0.369, SLG: 0.490 (1, 7)	F8			G3-1			FC5-4		K	4	0	0	0	0	1	1											
3 Evan Longoria, R OBP: 0.388, SLG: 0.581 (1, 5)	F7			P4			F8		28 FC6-2	4	0	1	0	0	0	1											
23 Carlos Pena, L OBP: 0.299, SLG: 0.350 (1, 3)		G6-3					F8		28 FC6-2	2	0	0	0	2	0	1											
28 John Jaso, L OBP: 0.418, SLG: 0.440 (1, 2)		F7							FC6-2	4	1	1	0	0	0	3											
9 Hank Blalock, L OBP: 0.306, SLG: 0.333 (8, PH)										2	0	0	0	0	0	0											
19 Gabe Kapler, R OBP: 0.321, SLG: 0.310 (8, 10)										2	0	0	0	0	1	3											
2 B.J. Upton, R OBP: 0.304, SLG: 0.410 (1, 8)										2	1	1	1	1	0	0											
15 Reid Brignac, L OBP: 0.364, SLG: 0.454 (8, PH)										2	0	0	0	0	1	1											
16 Willy Aybar, S OBP: 0.271, SLG: 0.425 (8, 4)										1	0	0	1	0	0	0											
1 Sean Rodriguez, R OBP: 0.272, SLG: 0.329 (8, 6)										3	0	2	0	0	0	1											
Inning Stats	R: 0 E: 0 K: 0 S: 8	H: 0 LOB: 0 BB: 0 P: 14	R: 0 E: 0 K: 0 S: 4	H: 0 LOB: 0 BB: 0 P: 6	R: 0 E: 0 K: 0 S: 11	H: 0 LOB: 0 BB: 1 P: 19	R: 0 E: 0 K: 0 S: 4	H: 0 LOB: 0 BB: 0 P: 9	R: 0 E: 0 K: 0 S: 9	H: 1 LOB: 0 BB: 0 P: 17	R: 0 E: 0 K: 1 S: 9	H: 1 LOB: 1 BB: 0 P: 10	R: 0 E: 0 K: 1 S: 9	H: 1 LOB: 0 BB: 0 P: 11	R: 2 E: 0 K: 1 S: 14	H: 3 LOB: 1 BB: 0 P: 23	R: 0 E: 0 K: 1 S: 12	H: 1 LOB: 2 BB: 1 P: 19	1B: 4 2B: 0 3B: 2 HR: 0	SF: 0 SAC: 0 DP: 2 HBP: 0	WP: 0 PB: 0 SB: 0 CS: 0	PA: 34					
PITCHER	IP	WLS	BF	H	R	ER	SO	BB	IBB	HBP	BLK	WP	HR	S	P	ERA	WHIP										
23 Brandon Morrow, R ERA: 6.0 (1, 1)	7.0	W	23	3	1	1	1	2	0	0	0	0	0	56	91	1.29	0.714										
37 Scott Downs, L ERA: 3.0 (8, 1)	0.1	H	2	1	0	0	1	0	0	0	0	0	0	4	7	0.00	3.000										
57 Shawn Camp, R ERA: 2.57 (8, 1)	0.2	H	3	1	1	0	0	0	0	0	0	0	0	8	11	13.50	1.500										
63 Kevin Gregg, R ERA: 3.09 (9, 1)	1.0	S	5	1	0	0	1	1	0	0	0	0	0	12	19	0.00	2.000										

Tampa Bay Rays @ Toronto Blue Jays
Rogers Centre, Toronto, ON
Mon May 31 2010, 7:09 PM - 9:54 PM EDT
Att. 11,335 - Roof Closed - 68 F


AB 30
R 2
H 6
RBI 2
BB 3
SO 3
LOB 12



Batter	1	2	3	4	5	6	7	8	9	AB	R	H	RBI	BB	SO	LOB	BOTTOM										
15 Fred Lewis, L OBP: 0.333, SLG: 0.491 (1, 7)	F9									4	1	2	0	0	1	0											
2 Aaron Hill, R OBP: 0.283, SLG: 0.371 (1, 4)										4	1	3	1	0	0	0											
26 Adam Lind, L OBP: 0.285, SLG: 0.390 (1, 10)										4	1	1	2	0	1	3											
10 Vernon Wells, R OBP: 0.356, SLG: 0.600 (1, 8)										4	0	2	0	0	0	3											
19 José Bautista, R OBP: 0.371, SLG: 0.601 (1, 9)										3	0	1	0	1	0	1											
11 Alex Gonzalez, R OBP: 0.299, SLG: 0.515 (1, 6)										3	0	0	0	1	0	3											
35 Lyle Overbay, L OBP: 0.289, SLG: 0.386 (1, 3)										4	0	1	0	0	1	4											
12 Edwin Encarnación, R OBP: 0.306, SLG: 0.569 (1, 5)										4	0	1	0	0	1	2											
8 José Molina, R OBP: 0.352, SLG: 0.306 (1, 2)										3	0	0	0	0	0	2											
Inning Stats	R: 2 E: 0 K: 1 S: 13	H: 3 LOB: 2 BB: 1 P: 21	R: 0 E: 0 K: 2 S: 9	H: 0 LOB: 0 BB: 0 P: 14	R: 0 E: 0 K: 0 S: 9	H: 1 LOB: 1 BB: 0 P: 12	R: 0 E: 0 K: 0 S: 5	H: 1 LOB: 1 BB: 1 P: 11	R: 1 E: 0 K: 0 S: 9	H: 2 LOB: 0 BB: 0 P: 15	R: 0 E: 0 K: 0 S: 11	H: 1 LOB: 1 BB: 0 P: 18	R: 0 E: 0 K: 1 S: 10	H: 2 LOB: 2 BB: 0 P: 12	R: 0 E: 0 K: 0 S: 9	H: 1 LOB: 1 BB: 0 P: 14	1B: 7 2B: 3 3B: 0 HR: 1	SF: 0 SAC: 0 DP: 2 HBP: 0	WP: 2 PB: 0 SB: 0 CS: 0	PA: 35							
PITCHER	IP	WLS	BF	H	R	ER	SO	BB	IBB	HBP	BLK	WP	HR	S	P	ERA	WHIP										
22 Matt Garza, R ERA: 3.08 (1, 1)	6.1	L	29	10	3	3	3	2	0	0	0	0	0	62	99	4.26	1.895										
36 Randy Choate, L ERA: 6.59 (7, 1)	0.1		1	0	0	0	1	0	0	0	0	0	0	3	3	0.00	0.000										
35 Dan Wheeler, R ERA: 3.0 (7, 1)	0.2		3	1	0	0	0	0	0	0	0	0	0	4	6	0.00	1.500										
53 Joaquin Benoit, R ERA: (8, 1)	0.2		2	0	0	0	0	0	0	0	0	0	0	6	9	0.00	0.000										

Tampa Bay Rays @ Toronto Blue Jays
Rogers Centre, Toronto, ON
Mon May 31 2010, 7:09 PM - 9:54 PM EDT
Att. 11,335 - Roof Closed - 68 F

AB 33
R 3
H 11
RBI 3
SO 4
LOB 18



Batter	1	2	3	4	5	6	7	8	9	AB	R	H	RBI	BB	SO	LOB	TOP	
2 B.J. Upton, R OBP: 0.309, SLG: 0.418										4	1	2	0	1	0	2	<p>Tampa Bay Rays @ Toronto Blue Jays Rogers Centre, Toronto, ON Wed Jun 02 2010, 7:09 PM - 10:04 PM EDT Att: 13,517 - Roof Closed - 68 F</p> <p>livebaseballscorecards.com</p> <p>AB 38 R 7 H 12 RBI 7 BB 1 SO 3 LOB 18</p>	
13 Carl Crawford, L OBP: 0.374, SLG: 0.498										5	1	2	5	0	0	2		
3 Evan Longoria, R OBP: 0.385, SLG: 0.563										5	0	1	0	0	0	2		
16 Willy Aybar, S OBP: 0.277, SLG: 0.427										5	0	1	0	0	1	3		
1 Sean Rodriguez, R OBP: 0.283, SLG: 0.359										5	1	2	0	0	1	3		
18 Ben Zobrist, S OBP: 0.374, SLG: 0.442										4	0	2	0	0	0	0		
19 Gabe Kapler, R OBP: 0.326, SLG: 0.297										2	0	0	0	0	0	1		
28 John Jaso, L OBP: 0.420, SLG: 0.435										1	1	0	0	0	0	2		
23 Carlos Pena, L OBP: 0.296, SLG: 0.346										3	1	1	1	0	0	1		
30 Dioner Navarro, S OBP: 0.288, SLG: 0.247										4	2	1	1	0	1	2		
15 Reid Brignac, L OBP: 0.354, SLG: 0.453										4	2	1	1	0	1	2		
Inning Stats	R: 0 H: 2 E: 0 K: 0 S: 8	WLS: 2 BF: 36 LOB: 2 P: 15	R: 0 H: 0 E: 0 K: 1 S: 9	ER: 0 LOB: 1 BB: 0 P: 11	R: 0 H: 1 E: 0 K: 0 S: 8	IP: 1 HR: 0 S: 6	R: 1 H: 2 E: 1 K: 0 S: 10	IP: 1 HR: 0 S: 6	R: 0 H: 2 E: 0 K: 1 S: 12	IP: 1 HR: 0 S: 6	R: 0 H: 0 E: 0 K: 0 S: 6	R: 0 H: 0 E: 0 K: 1 S: 24	R: 6 H: 5 E: 0 K: 1 S: 24	1B: 8 2B: 4 3B: 0 HR: 1	SF: 0 SAC: 1 DP: 1 HBP: 1	WP: 0 PA: 41 PB: 0 SB: 0 CS: 0		
PITCHER	IP	WLS	BF	H	R	ER	SO	BB	IBB	HBP	BLK	WP	HR	S	P	ERA		WHIP
28 Shaun Marcum, R ERA: 2.77	8.1	L	36	10	5	4	2	0	0	1	0	0	0	75	112	4.32		1.200
54 Jason Frasor, R ERA: 5.09	0.0		1	0	0	0	0	1	0	0	0	0	0	2	5	∞		∞
37 Scott Downs, L ERA: 3.24	0.2		4	2	2	2	1	0	0	0	0	0	1	10	15	27.00	3.000	

Batter	1	2	3	4	5	6	7	8	9	AB	R	H	RBI	BB	SO	LOB	BOTTOM	
15 Fred Lewis, L OBP: 0.344, SLG: 0.518										4	1	2	0	0	0	2	<p>Tampa Bay Rays @ Toronto Blue Jays Rogers Centre, Toronto, ON Wed Jun 02 2010, 7:09 PM - 10:04 PM EDT Att: 13,517 - Roof Closed - 68 F</p> <p>livebaseballscorecards.com</p> <p>AB 33 R 3 H 11 RBI 3 BB 0 SO 5 LOB 16</p>	
2 Aaron Hill, R OBP: 0.286, SLG: 0.369										4	0	1	0	0	0	2		
26 Adam Lind, L OBP: 0.283, SLG: 0.389										3	0	0	0	0	0	1		
10 Vernon Wells, R OBP: 0.355, SLG: 0.603										4	0	1	0	0	1	4		
19 José Bautista, R OBP: 0.370, SLG: 0.584										4	0	1	1	0	1	2		
11 Alex Gonzalez, R OBP: 0.297, SLG: 0.505										4	1	1	0	0	1	1		
35 Lyle Overbay, L OBP: 0.301, SLG: 0.411										4	1	3	1	0	1	0		
14 John Buck, R OBP: 0.310, SLG: 0.538										3	0	2	1	0	1	1		
12 Edwin Encarnación, R OBP: 0.283, SLG: 0.519										3	0	0	0	0	0	3		
Inning Stats	R: 1 H: 2 E: 1 K: 1 S: 18	WLS: 2 BF: 30 LOB: 1 P: 26	R: 1 H: 1 E: 1 K: 0 S: 16	ER: 0 LOB: 0 BB: 0 P: 23	R: 0 H: 0 E: 0 K: 1 S: 5	IP: 1 HR: 0 S: 5	R: 0 H: 2 E: 0 K: 0 S: 9	IP: 1 HR: 0 S: 9	R: 0 H: 1 E: 0 K: 1 S: 3	IP: 1 HR: 0 S: 3	R: 0 H: 1 E: 0 K: 0 S: 8	R: 0 H: 1 E: 0 K: 2 S: 12	R: 1 H: 2 E: 0 K: 2 S: 12	1B: 8 2B: 3 3B: 0 HR: 0	SF: 1 SAC: 0 DP: 3 HBP: 1	WP: 0 PA: 36 PB: 0 SB: 0 CS: 2		
PITCHER	IP	WLS	BF	H	R	ER	SO	BB	IBB	HBP	BLK	WP	HR	S	P	ERA		WHIP
14 David Price, L ERA: 2.29	8.0	W	30	9	2	0	3	0	0	1	0	0	0	75	111	0.00		1.125
29 Rafael Soriano, R ERA: 1.61	1.0		5	2	1	1	2	0	0	0	0	0	0	12	19	9.00		2.000

Batter	1	2	3	4	5	6	7	8	9	AB	R	H	RBI	BB	SO	LOB	TOP					
2 Derek Jeter, R OBP: 0.352, SLG: 0.424	G4-3		G5-3					K		4	0	1	0	0	1	1						
33 Nick Swisher, S OBP: 0.401, SLG: 0.547	G5-3			G6-4-3 BB		G6-4-3				2	0	0	0	2	0	1						
25 Mark Teixeira, S OBP: 0.336, SLG: 0.380	K			G6-4-3 1B		L6				4	0	1	0	0	2	1						
13 Alex Rodriguez, R OBP: 0.374, SLG: 0.505		F9		G6-4-3						4	0	1	0	0	0	3						
24 Robinson Canó, L OBP: 0.407, SLG: 0.620	K			K						4	0	0	0	0	2	3						
20 Jorge Posada, S OBP: 0.393, SLG: 0.576					G1-3					3	0	0	0	0	0	1						
38 Marcus Thames, R OBP: 0.419, SLG: 0.449			G3 1B		G3					3	0	1	0	0	0	1						
14 Curtis Granderson, L OBP: 0.342, SLG: 0.439			G3		F7			L9		3	0	0	0	0	0	1						
17 Chad Moeller, R OBP: 0.222, SLG: 0.444			K					P3		3	1	1	0	0	1	1						
Inning Stats	R: 0 E: 0 K: 1 S: 15	H: 0 LOB: 0 BB: 0 P: 22	R: 0 E: 0 K: 1 S: 6	H: 0 LOB: 0 BB: 0 P: 8	R: 0 E: 0 K: 1 S: 8	H: 1 LOB: 1 BB: 0 P: 10	R: 0 E: 0 K: 1 S: 9	H: 1 LOB: 1 BB: 1 P: 16	R: 0 E: 0 K: 0 S: 6	H: 0 LOB: 0 BB: 0 P: 7	R: 1 E: 0 K: 0 S: 7	H: 2 LOB: 0 BB: 0 P: 13	R: 0 E: 0 K: 0 S: 12	H: 1 LOB: 0 BB: 0 P: 16	R: 0 E: 0 K: 1 S: 7	H: 0 LOB: 0 BB: 0 P: 13	R: 0 E: 0 K: 1 S: 10	H: 0 LOB: 1 BB: 1 P: 16	1B: 3 2B: 2 3B: 0 HR: 0	SF: 0 SAC: 0 DP: 2 HBP: 0	WP: 0 PB: 0 SB: 0 CS: 0	PA: 32
PITCHER	IP WLS BF H R ER SO BB IBB HBP BLK WP HR S P ERA WHIP																					
27 Brett Cecil, L ERA: 3.43	8.0 W 28 5 1 1 5 1 0 0 0 0 0 70 105 1.12 0.750																					
54 Jason Frasor, R ERA: 4.54	1.0 4 0 0 0 1 1 0 0 0 0 0 10 16 0.00 1.000																					

New York Yankees @ Toronto Blue Jays
Rogers Centre, Toronto, ON
Fri Jun 04 2010, 7:10 PM - 9:56 PM EDT
Att: 30,089 - Roof Closed - 68 F

AB	30
R	1
H	5
RBI	0
BB	2
SO	6
LOB	13



Batter	1	2	3	4	5	6	7	8	9	AB	R	H	RBI	BB	SO	LOB	BOTTOM			
15 Fred Lewis, L OBP: 0.337, SLG: 0.506	P2		P5					K		4	0	0	0	0	1	1				
2 Aaron Hill, R OBP: 0.290, SLG: 0.368			G5-4-3							3	0	1	0	1	0	1				
26 Adam Lind, L OBP: 0.282, SLG: 0.384					L9					3	0	0	0	1	0	2				
10 Vernon Wells, R OBP: 0.353, SLG: 0.596					K2-3					4	1	1	0	0	2	3				
19 José Bautista, R OBP: 0.380, SLG: 0.627					HR					3	3	3	3	1	0	0				
11 Alex Gonzalez, R OBP: 0.301, SLG: 0.502										3	1	1	0	1	0	1				
35 Lyle Overbay, L OBP: 0.296, SLG: 0.403										4	0	0	0	0	1	3				
14 John Buck, R OBP: 0.304, SLG: 0.531										2	0	0	1	0	0	1				
12 Edwin Encarnación, R OBP: 0.295, SLG: 0.556										2	1	1	1	1	0	0				
Inning Stats	R: 0 E: 0 K: 1 S: 9	H: 1 LOB: 1 BB: 0 P: 14	R: 1 E: 0 K: 0 S: 9	H: 1 LOB: 0 BB: 0 P: 16	R: 0 E: 0 K: 0 S: 6	H: 0 LOB: 0 BB: 1 P: 11	R: 2 E: 0 K: 0 S: 13	H: 2 LOB: 1 BB: 1 P: 26	R: 1 E: 0 K: 1 S: 10	H: 1 LOB: 1 BB: 1 P: 17	R: 2 E: 0 K: 0 S: 12	H: 1 LOB: 0 BB: 1 P: 19	R: 0 E: 0 K: 1 S: 10	H: 0 LOB: 1 BB: 1 P: 20	R: 0 E: 0 K: 1 S: 9	H: 1 LOB: 0 BB: 0 P: 14	1B: 3 2B: 2 3B: 0 HR: 3	SF: 1 SAC: 0 DP: 2 HBP: 0	WP: 1 PB: 0 SB: 0 CS: 0	PA: 34
PITCHER	IP WLS BF H R ER SO BB IBB HBP BLK WP HR S P ERA WHIP																			
34 A.J. Burnett, R ERA: 3.72	6.0 L 27 4 0 0 0 4 0 0 0 0 0 59 103 9.00 1.667																			
45 Sergio Mitre, R ERA: 2.95	2.0 7 1 0 0 2 1 0 0 0 0 0 19 34 0.00 1.000																			

New York Yankees @ Toronto Blue Jays
Rogers Centre, Toronto, ON
Fri Jun 04 2010, 7:10 PM - 9:56 PM EDT
Att: 30,089 - Roof Closed - 68 F

AB	28
R	6
H	7
RBI	5
BB	5
SO	4
LOB	12



Batter	1	2	3	4	5	6	7	8	9	10	11	12	13	14	AB	R	H	RBI	BB	SO	LOB	
2 Derek Jeter, R OBP: 0.351, SLG: 0.434 (1, 6)	G6-3		G6-3		HR		L4-5					G5-3			6	1	2	2	0	0	3	
33 Nick Swisher, S OBP: 0.404, SLG: 0.546 (1, 9)	L6														4	0	1	0	2	1	0	
25 Mark Teixeira, S OBP: 0.328, SLG: 0.370 (1, 3)	F7														6	0	0	0	0	5	4	
13 Alex Rodriguez, R OBP: 0.369, SLG: 0.495 (1, 5)															6	0	1	0	0	1	2	
24 Robinson Cano, L OBP: 0.397, SLG: 0.604 (1, 4)															6	0	0	0	0	1	1	
20 Jorge Posada, S OBP: 0.381, SLG: 0.552 (1, 10)															6	0	1	0	0	3	1	
19 Ramiro Pena, S OBP: 0.255, SLG: 0.250 (14, 10)															0	0	0	0	0	0	0	
17 Francisco Cervelli, R OBP: 0.373, SLG: 0.360 (1, 2)															5	0	1	0	1	1	1	
11 Brett Gardner, L OBP: 0.388, SLG: 0.410 (10, 7)															4	1	2	0	2	1	1	
26 Kevin Russo, R OBP: 0.328, SLG: 0.267 (1, 7)															2	0	0	0	0	0	4	
14 Curtis Granderson, L OBP: 0.336, SLG: 0.431 (10, 8)															2	0	0	0	0	1	1	
Inning Stats	R: 0 E: 0 K: 0 S: 7	H: 0 LOB: 0 BB: 0 P: 11	R: 0 E: 0 K: 2 S: 16	H: 1 LOB: 3 BB: 2 P: 29	R: 0 E: 0 K: 1 S: 8	H: 1 LOB: 1 BB: 0 P: 13	R: 0 E: 0 K: 1 S: 5	H: 0 LOB: 0 BB: 0 P: 8	R: 0 E: 0 K: 1 S: 7	H: 0 LOB: 0 BB: 1 P: 12	R: 0 E: 0 K: 3 S: 16	H: 1 LOB: 2 BB: 1 P: 24	R: 0 E: 0 K: 0 S: 13	H: 1 LOB: 1 BB: 0 P: 18	R: 0 E: 0 K: 2 S: 9	H: 0 LOB: 0 BB: 0 P: 16	R: 0 E: 0 K: 1 S: 15	H: 1 LOB: 2 BB: 0 P: 20	1B: 5 2B: 3 3B: 0 HR: 1	SF: 0 SAC: 1 DP: 2 HBP: 0	WP: 0 PB: 0 SB: 2 CS: 0	PA: 53

PITCHER	IP	WLS	BF	H	R	ER	SO	BB	IBB	HBP	BLK	WP	HR	S	P	ERA	WHIP
24 Ricky Romero, L ERA: 3.06 (1, 1)	8.0		31	5	2	0	7	4	0	0	0	0	0	6	105	2.25	1.125
37 Scott Downs, L ERA: 3.12 (9, 1)	1.0		3	0	0	0	1	0	0	0	0	0	0	6	12	0.00	0.000
63 Kevin Gregg, R ERA: 4.32 (10, 1)	1.0		5	1	0	0	3	1	0	0	0	0	0	16	24	0.00	2.000
57 Shawn Camp, R ERA: 2.32 (11, 1)	2.0		7	1	0	0	0	0	0	0	0	0	0	17	24	0.00	0.500
44 Casey Janssen, R ERA: 4.56 (13, 1)	2.0	W	7	1	0	0	3	0	0	0	0	0	0	24	36	0.00	0.500


Batter	1	2	3	4	5	6	7	8	9	10	11	12	13	14	AB	R	H	RBI	BB	SO	LOB	
15 Fred Lewis, L OBP: 0.326, SLG: 0.489 (1, 7)	K														6	0	0	0	0	1	3	
2 Aaron Hill, R OBP: 0.295, SLG: 0.363 (1, 4)	K														5	0	1	1	2	3	1	
26 Adam Lind, L OBP: 0.275, SLG: 0.373 (1, 10)	K														6	0	0	0	0	4	3	
10 Vernon Wells, R OBP: 0.357, SLG: 0.606 (1, 8)															5	1	2	1	1	1	1	
19 José Bautista, R OBP: 0.379, SLG: 0.614 (1, 9)															4	0	0	0	2	2	2	
11 Alex Gonzalez, R OBP: 0.302, SLG: 0.511 (1, 6)															6	1	2	1	0	2	2	
35 Lyle Overbay, L OBP: 0.306, SLG: 0.413 (1, 3)															5	0	3	0	1	1	1	
14 John Buck, R OBP: 0.293, SLG: 0.510 (1, 2)															6	0	0	0	0	1	5	
12 Edwin Encarnación, R OBP: 0.317, SLG: 0.565 (1, 5)															4	1	2	0	2	1	1	
Inning Stats	R: 0 E: 0 K: 3 S: 10	H: 0 LOB: 0 BB: 0 P: 13	R: 1 E: 0 K: 1 S: 14	H: 2 LOB: 1 BB: 0 P: 19	R: 0 E: 0 K: 0 S: 7	H: 1 LOB: 1 BB: 0 P: 12	R: 0 E: 0 K: 1 S: 5	H: 0 LOB: 0 BB: 1 P: 9	R: 0 E: 0 K: 1 S: 12	H: 0 LOB: 1 BB: 1 P: 17	R: 1 E: 0 K: 13 S: 13	H: 1 LOB: 1 BB: 1 P: 20	R: 0 E: 0 K: 2 S: 10	H: 0 LOB: 1 BB: 1 P: 16	R: 0 E: 0 K: 2 S: 11	H: 1 LOB: 1 BB: 1 P: 23	R: 1 E: 0 K: 0 S: 5	H: 1 LOB: 1 BB: 1 P: 9	1B: 6 2B: 3 3B: 0 HR: 2	SF: 0 SAC: 1 DP: 2 HBP: 0	WP: 0 PB: 0 SB: 0 CS: 0	PA: 56

PITCHER	IP	WLS	BF	H	R	ER	SO	BB	IBB	HBP	BLK	WP	HR	S	P	ERA	WHIP
46 Andy Pettitte, L ERA: 2.47 (8, 1)	7.2		30	5	2	2	10	3	0	0	0	0	0	18	26	0.00	1.500
62 Jose Chamberlain, R ERA: 5.04 (10, 1)	1.1		6	2	0	0	3	0	0	0	0	0	0	5	12	0.00	1.500
43 Damián Marte, L ERA: 6.79 (10, 1)	0.2		3	0	0	0	0	1	0	0	0	0	0	11	18	0.00	1.500
30 David Robertson, R ERA: 6.79 (10, 1)	1.1		5	1	0	0	0	1	0	0	0	0	0	21	39	0.00	1.500
61 Chan Ho Park, R ERA: 6.46 (12, 1)	2.0		9	1	0	0	3	2	0	0	0	0	0	21	39	0.00	1.500
41 Chad Gaudin, R ERA: 7.71 (14, 1)	0.1		3	1	1	0	0	0	0	0	0	0	0	9	9	27.00	6.000

New York Yankees @ Toronto Blue Jays
Rogers Centre, Toronto, ON
Sat Jun 05 2010, 1:08 PM - 5:17 PM EDT
Att. 37,165 - Partly Cloudy - 79 F

livebaseballscorecards.com


AB: 47
R: 2
H: 8
RBI: 2
BB: 5
SO: 14
LOB: 18

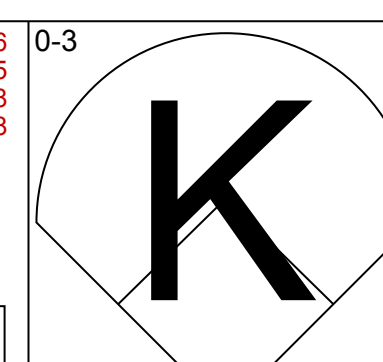
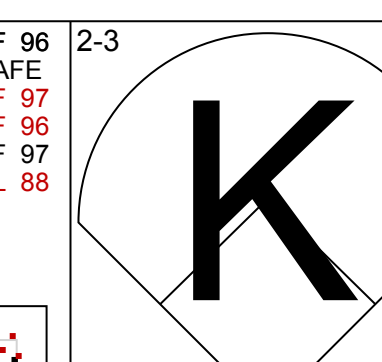
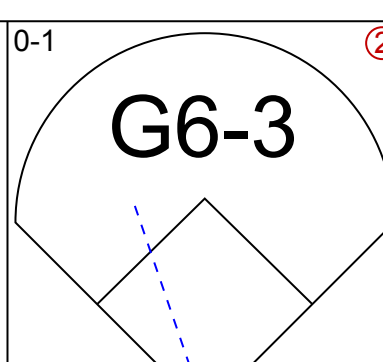
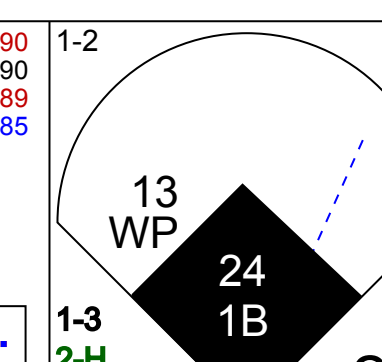
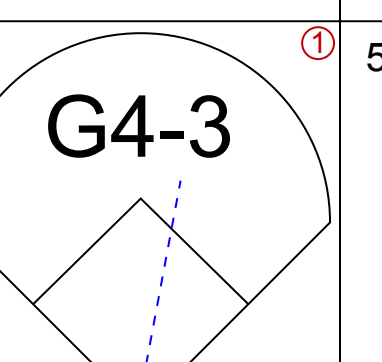
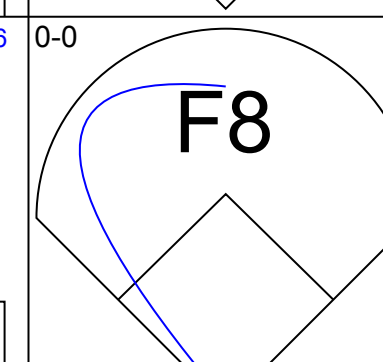
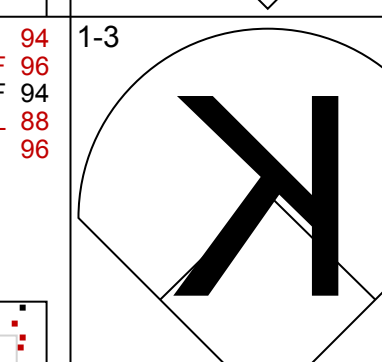
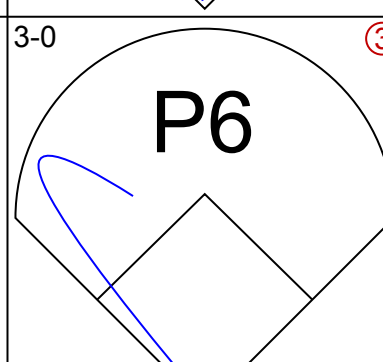
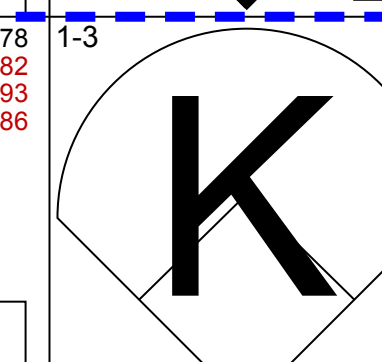
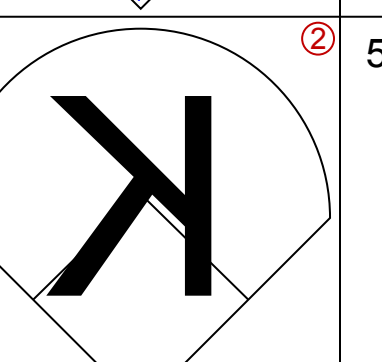
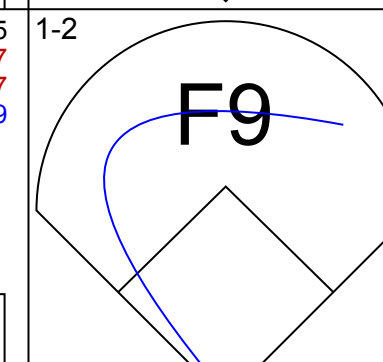
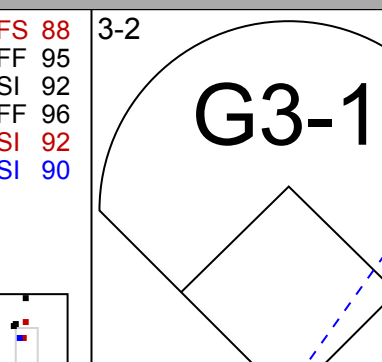
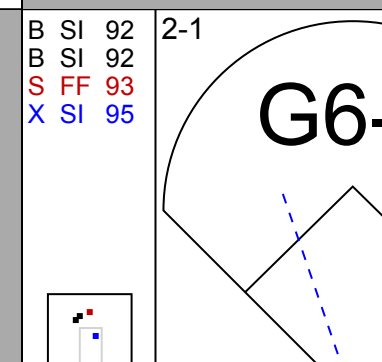
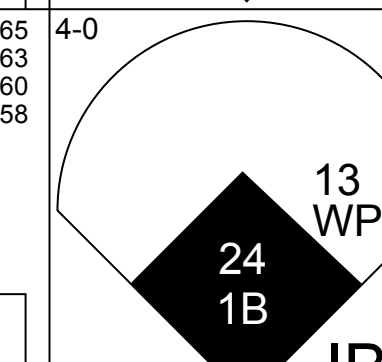
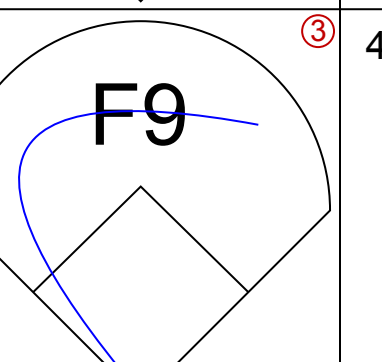
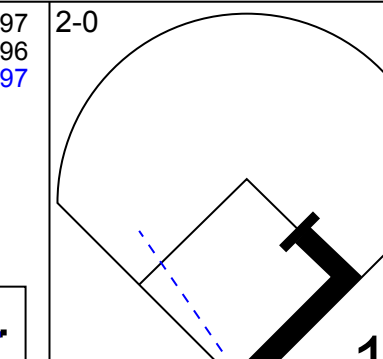
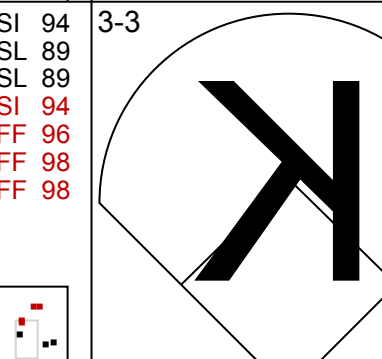
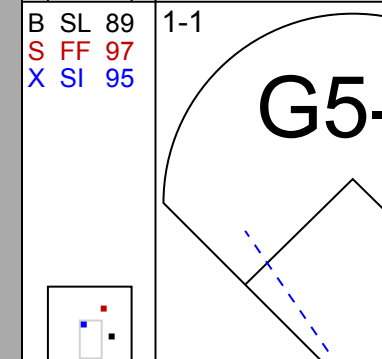
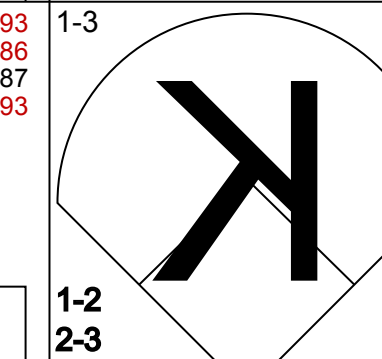
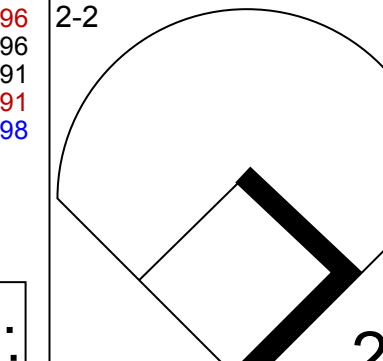
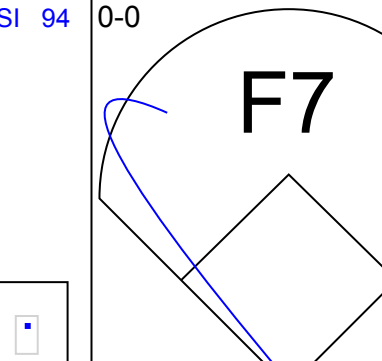
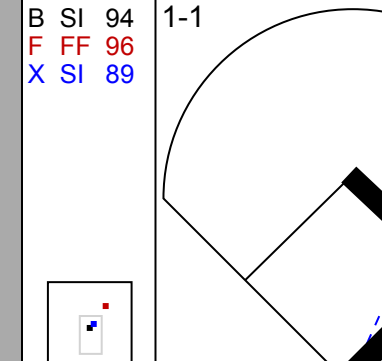
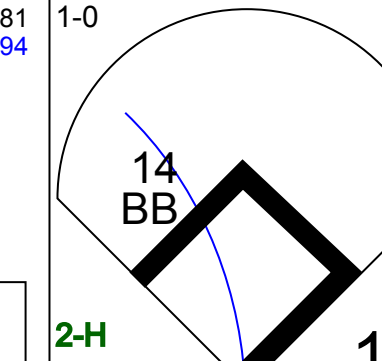
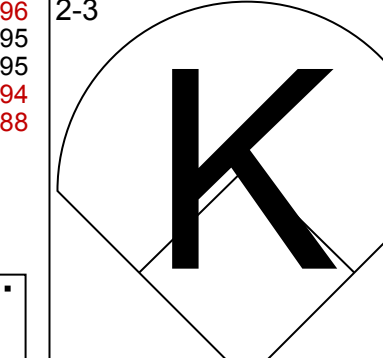
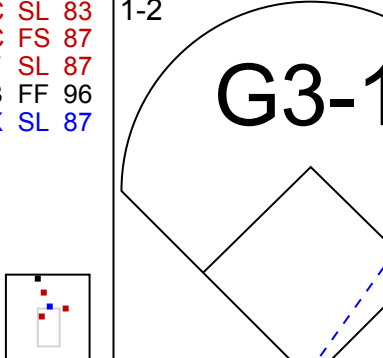
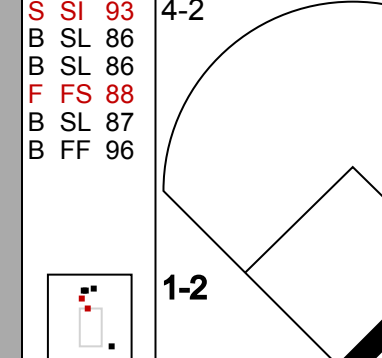
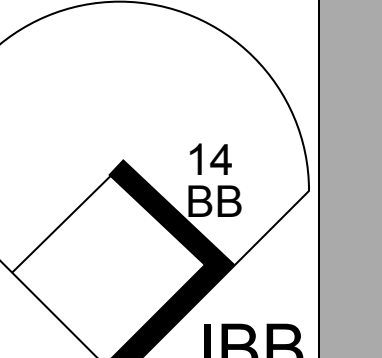
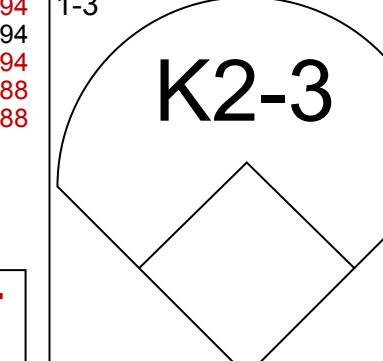
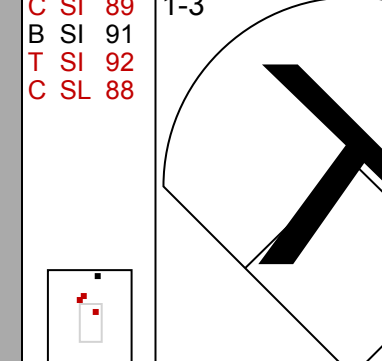
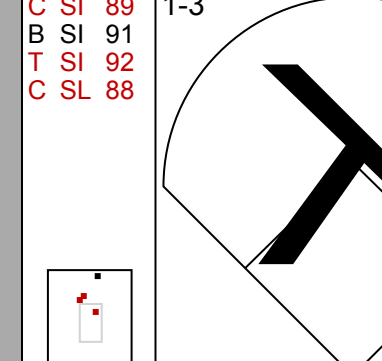
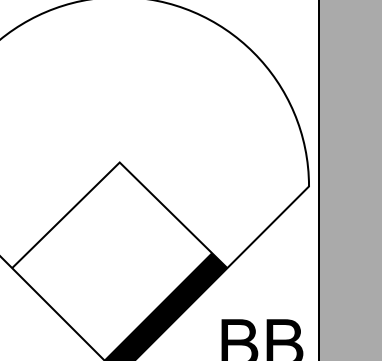
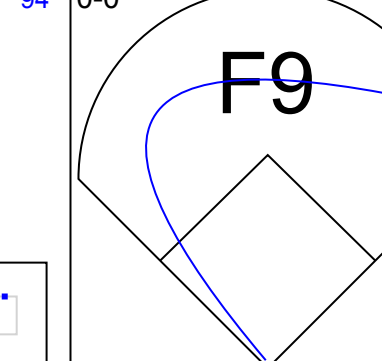
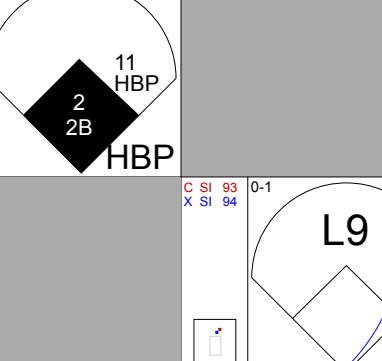
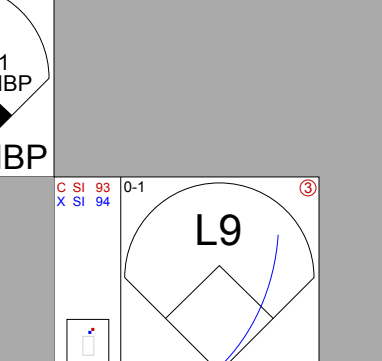


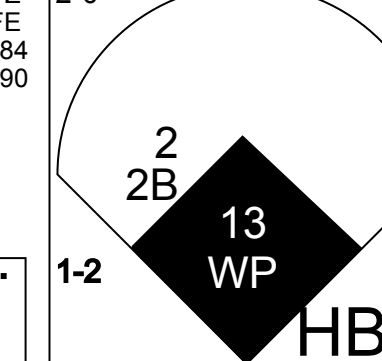
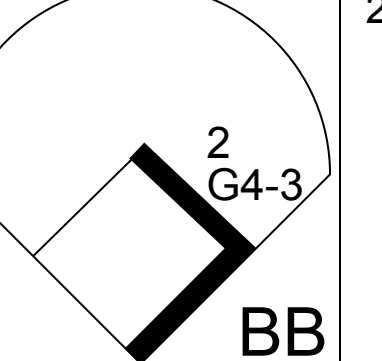


New York Yankees @ Toronto Blue Jays
Rogers Centre, Toronto, ON
Sat Jun 05 2010, 1:08 PM - 5:17 PM EDT
Att. 37,165 - Partly Cloudy - 79 F

livebaseballscorecards.com


AB: 47
R: 3
H: 10
RBI: 3
BB: 8
SO: 16
LOB: 19

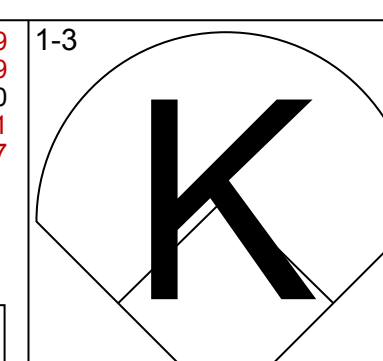
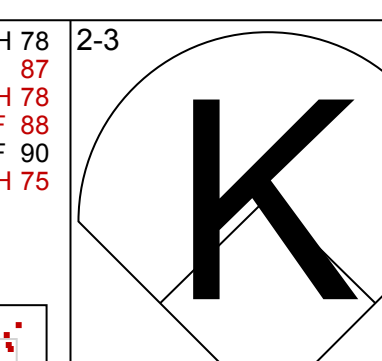
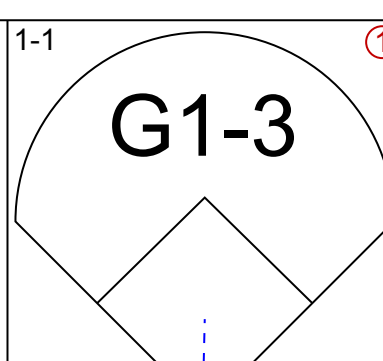
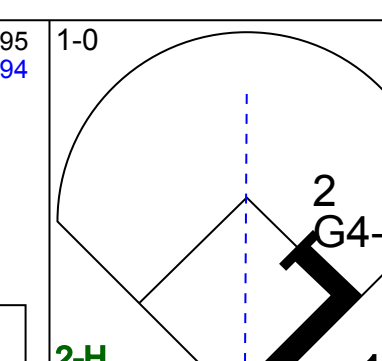
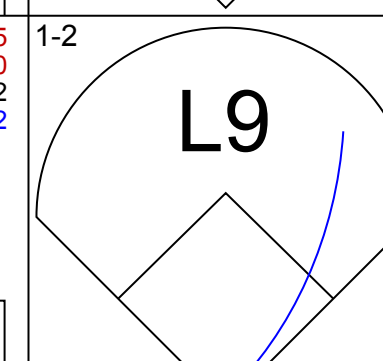
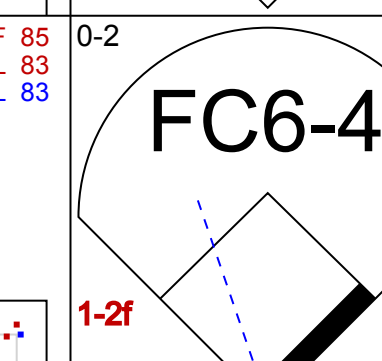
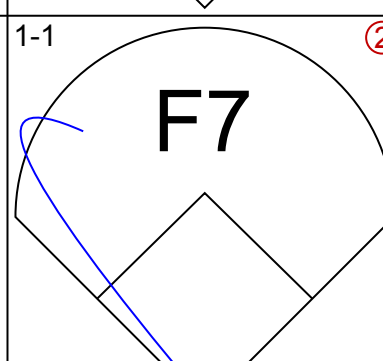
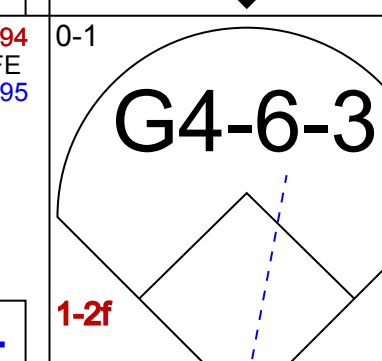
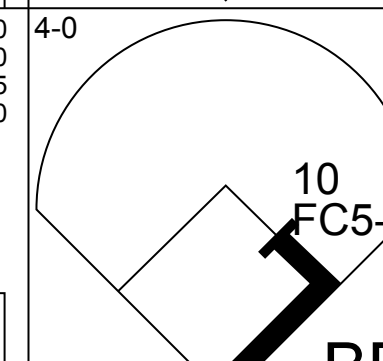
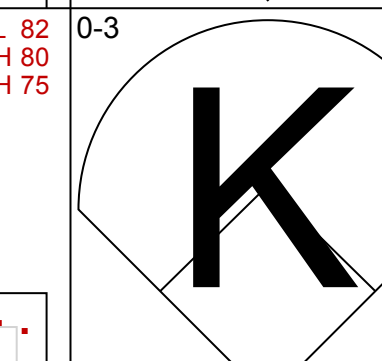
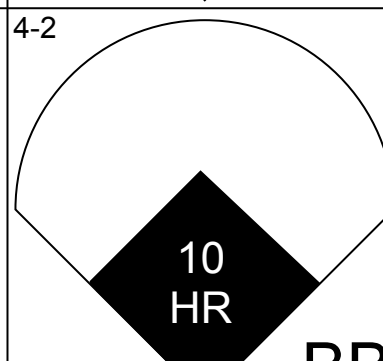
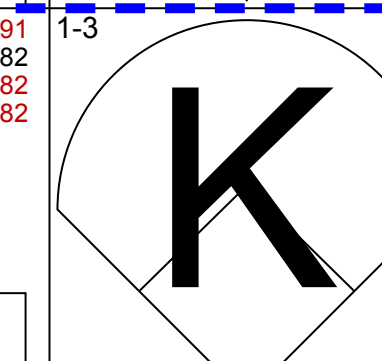
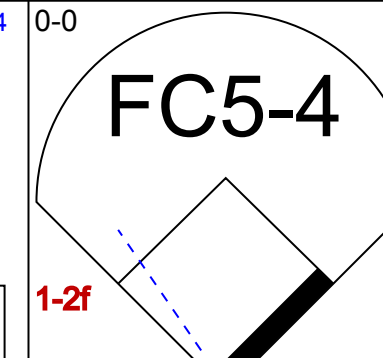
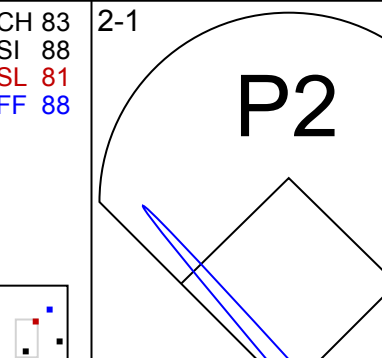
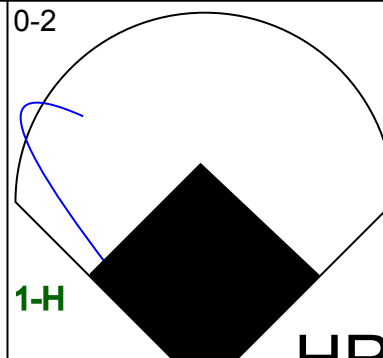
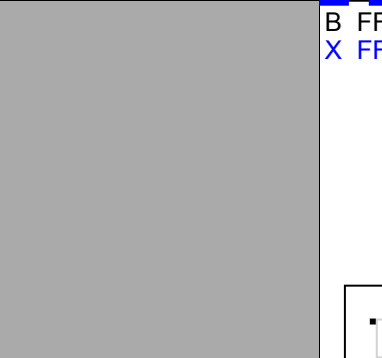
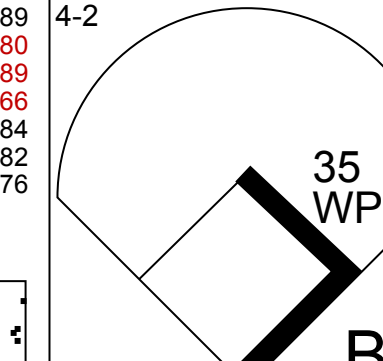
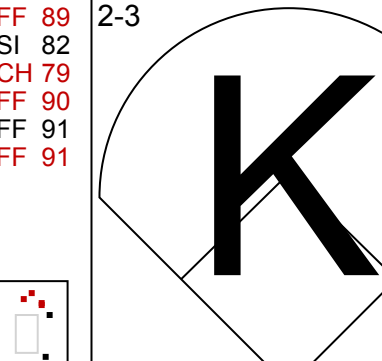
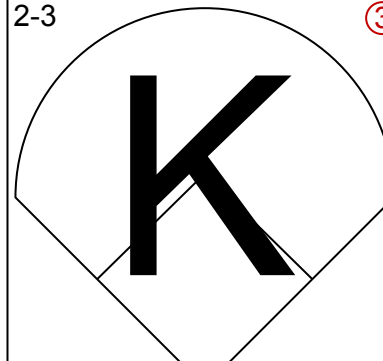




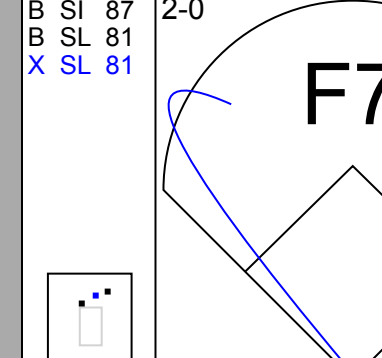
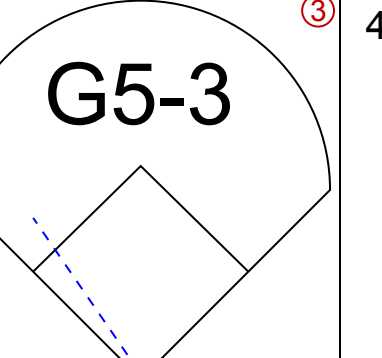

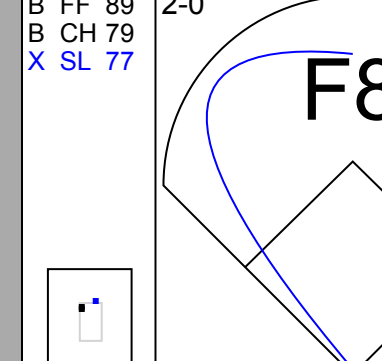
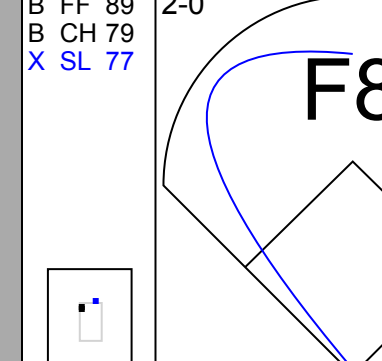


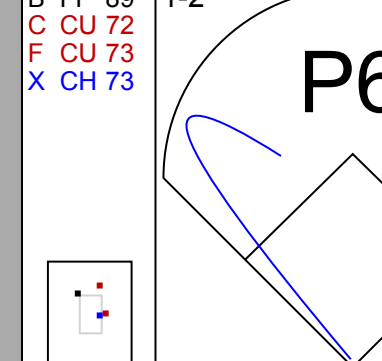
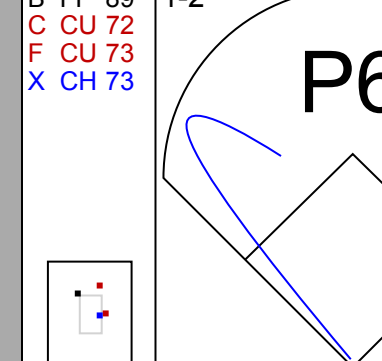

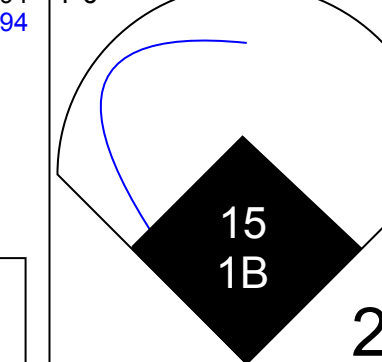
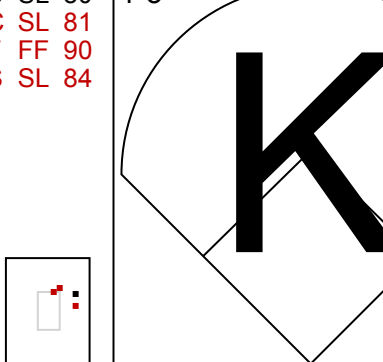
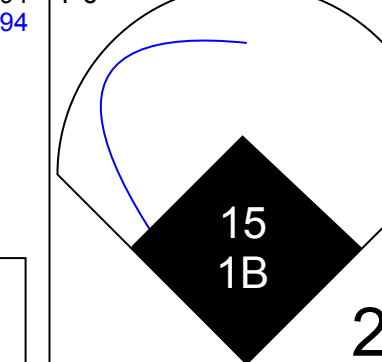



Batter	1	2	3	4	5	6	7	8	9	AB	R	H	RBI	BB	SO	LOB	TOP					
2 Derek Jeter, R OBP: 0.348, SLG: 0.433										5	1	1	1	0	2	2						
33 Nick Swisher, S OBP: 0.394, SLG: 0.532										5	0	0	0	0	3	4						
25 Mark Teixeira, S OBP: 0.326, SLG: 0.363										4	1	0	0	1	0	1						
13 Alex Rodriguez, R 19 Ramiro Pena, S OBP: 0.367, SLG: 0.491 OBP: 0.295, SLG: 0.250										4	0	1	0	0	2	2						
24 Robinson Canó, L OBP: 0.402, SLG: 0.611										4	0	3	2	0	0	0						
20 Jorge Posada, S OBP: 0.385, SLG: 0.542										2	0	0	0	2	1	1						
14 Curtis Granderson, L OBP: 0.333, SLG: 0.420										3	0	0	0	1	2	3						
17 Francisco Cervelli, R OBP: 0.370, SLG: 0.350										3	1	0	0	0	0	3						
11 Brett Gardner, L OBP: 0.393, SLG: 0.421										2	1	1	0	1	1	0						
Inning Stats	R: 0 E: 0 K: 1 S: 8	H: 0 LOB: 0 BB: 0 P: 9	R: 0 E: 0 K: 2 S: 11	H: 2 LOB: 1 BB: 0 P: 18	R: 0 E: 0 K: 2 S: 13	H: 1 LOB: 1 BB: 0 P: 19	R: 0 E: 0 K: 1 S: 8	H: 0 LOB: 0 BB: 0 P: 14	R: 0 E: 0 K: 0 S: 7	H: 0 LOB: 0 BB: 0 P: 11	R: 0 E: 0 K: 1 S: 7	H: 0 LOB: 0 BB: 0 P: 13	R: 0 E: 0 K: 1 S: 11	H: 1 LOB: 2 BB: 1 P: 20	R: 4 E: 0 K: 2 S: 17	H: 2 LOB: 3 BB: 3 P: 37	R: 0 E: 0 K: 1 S: 8	H: 0 LOB: 1 BB: 1 P: 15	1B: 3 2B: 2 HR: 0	SF: 0 SAC: 0 DP: 0 HBP: 2	WP: 2 PB: 0 SB: 0 CS: 0	PA: 39
PITCHER	IP	WLS	BF	H	R	ER	SO	BB	IBB	HBP	BLK	WP	HR	S	P	ERA	WHIP					
23 Brandon Morrow, R ERA: 5.48	7.0		26	4	1	1	8	1	0	1	0	1	0	68	109	1.29	0.714					
37 Scott Downs, L ERA: 3.51	0.0	L	2	1	0	0	0	0	0	1	0	0	0	3	6	∞	∞					
54 Jason Frasor, R ERA: 5.09	0.2	B	5	1	3	2	0	2	0	0	0	1	0	7	18	40.50	1.500					
50 Rommie Lewis, L ERA: 3.24	1.1		6	0	0	0	1	2	0	0	0	0	0	12	23	0.00	1.500					

New York Yankees @ Toronto Blue Jays
Rogers Centre, Toronto, ON
Sun Jun 06 2010, 1:10 PM - 4:10 PM EDT
Att: 33,622 - Roof Closed - 68 F


AB 32
R 4
H 6
RBI 3
BB 5
SO 11
LOB 16



Batter	1	2	3	4	5	6	7	8	9	AB	R	H	RBI	BB	SO	LOB	BOTTOM					
15 Fred Lewis, L OBP: 0.325, SLG: 0.484										4	0	1	1	0	2	1						
2 Aaron Hill, R OBP: 0.285, SLG: 0.355										4	0	0	0	0	0	2						
26 Adam Lind, L OBP: 0.279, SLG: 0.370										2	1	0	0	2	2	1						
10 Vernon Wells, R OBP: 0.355, SLG: 0.613										4	1	1	2	0	0	1						
19 José Bautista, R OBP: 0.377, SLG: 0.605										3	0	0	0	1	2	0						
11 Alex Gonzalez, R OBP: 0.297, SLG: 0.502										4	0	0	0	0	1	1						
35 Lyle Overbay, L OBP: 0.302, SLG: 0.407										3	0	0	0	0	1	1						
7 Jeremy Reed, L OBP: 0.211, SLG: 0.333										3	0	0	0	0	1	1						
8 José Molina, R OBP: 0.368, SLG: 0.333										2	1	1	0	1	1	0						
Inning Stats	R: 0 E: 0 K: 1 S: 8	H: 0 LOB: 1 BB: 1 P: 14	R: 0 E: 0 K: 1 S: 10	H: 0 LOB: 1 BB: 1 P: 18	R: 0 E: 0 K: 2 S: 11	H: 0 LOB: 1 BB: 1 P: 17	R: 0 E: 0 K: 2 S: 10	H: 0 LOB: 0 BB: 0 P: 14	R: 0 E: 0 K: 0 S: 9	H: 0 LOB: 0 BB: 0 P: 13	R: 2 E: 0 K: 1 S: 12	H: 1 LOB: 0 BB: 1 P: 20	R: 0 E: 0 K: 0 S: 5	H: 0 LOB: 0 BB: 0 P: 10	R: 1 E: 0 K: 1 S: 7	H: 2 LOB: 0 BB: 0 P: 10	R: 0 E: 0 K: 0 S: 4	H: 0 LOB: 0 BB: 0 P: 5	1B: 1 2B: 1 HR: 1	SF: 0 SAC: 0 DP: 1 HBP: 0	WP: 1 PB: 0 SB: 0 CS: 0	PA: 33
PITCHER	IP	WLS	BF	H	R	ER	SO	BB	IBB	HBP	BLK	WP	HR	S	P	ERA	WHIP					
31 Javier Vazquez, R ERA: 5.63	7.0	W	26	1	2	2	9	4	0	0	0	1	1	65	106	2.57	0.714					
62 Joba Chamberlain, R ERA: 5.26	0.2	H	3	2	1	1	0	0	0	0	0	0	0	4	6	13.50	3.000					
43 Damaso Marte, L ERA: 3.23	0.1	H	1	0	0	0	1	0	0	0	0	0	0	3	4	0.00	0.000					
42 Mariano Rivera, R ERA: 1.4	1.0	S	3	0	0	0	0	0	0	0	0	0	0	4	5	0.00	0.000					

New York Yankees @ Toronto Blue Jays
Rogers Centre, Toronto, ON
Sun Jun 06 2010, 1:10 PM - 4:10 PM EDT
Att: 33,622 - Roof Closed - 68 F

AB 29
R 3
H 3
RBI 3
BB 4
SO 10
LOB 8



Batter	1	2	3	4	5	6	7	8	9	AB	R	H	RBI	BB	SO	LOB	TOP					
15 Fred Lewis, L OBP: 0.318, SLG: 0.473										4	0	0	0	0	2	1	Toronto Blue Jays @ Tampa Bay Rays Tropicana Field, St. Petersburg, FL Tue Jun 08 2010, 7:12 PM - 10:04 PM EDT Att: 12,937 - Dome - 72 F					
2 Aaron Hill, R OBP: 0.285, SLG: 0.349										3	0	0	0	0	0	1						
26 Adam Lind, L OBP: 0.282, SLG: 0.369										3	0	1	0	1	0	1						
10 Vernon Wells, R OBP: 0.351, SLG: 0.604										3	0	0	0	0	0	2						
19 José Bautista, R OBP: 0.372, SLG: 0.596										3	0	0	0	0	0	1						
35 Lyle Overbay, L OBP: 0.298, SLG: 0.401										3	0	0	0	0	0	1						
14 John Buck, R OBP: 0.288, SLG: 0.500										3	0	0	0	0	2	0						
12 Edwin Encarnación, R OBP: 0.308, SLG: 0.545										3	0	0	0	0	2	0						
18 Mike McCoy, R OBP: 0.265, SLG: 0.267										3	0	1	0	0	0	0						
Inning Stats	R: 0 H: 0 E: 0 K: 1 S: 9	H: 0 LOB: 1 BB: 1 P: 18	R: 0 H: 0 E: 0 K: 1 S: 11	H: 0 LOB: 0 BB: 0 P: 18	R: 0 H: 0 E: 0 K: 2 S: 7	H: 0 LOB: 0 BB: 0 P: 13	R: 0 H: 0 E: 0 K: 0 S: 3	H: 0 LOB: 0 BB: 0 P: 6	R: 0 H: 0 E: 0 K: 1 S: 6	H: 0 LOB: 0 BB: 0 P: 10	R: 0 H: 1 E: 0 K: 0 S: 9	H: 1 LOB: 1 BB: 0 P: 14	R: 0 H: 1 E: 0 K: 0 S: 10	H: 1 LOB: 1 BB: 0 P: 14	R: 0 H: 0 E: 0 K: 1 S: 5	H: 0 LOB: 0 BB: 0 P: 8	R: 0 H: 0 E: 0 K: 0 S: 9	H: 0 LOB: 0 BB: 0 P: 13	1B: 2 2B: 0 HR: 0	SF: 0 SAC: 0 HBP: 1	WP: 0 PB: 0 SB: 0 CS: 0	PA: 30
PITCHER 34 Jeff Niemann, R ERA: 2.48	IP: 9.0 WLS: W BF: 30	H: 2 R: 0 ER: 0 SO: 6	BB: 1 IBB: 0 HBP: 1 BLK: 0	WP: 0 HR: 0 S: 69 P: 114	ERA: 0.00 WHIP: 0.333	PITCHER										IP: WLS: BF: H: R: ER: SO: BB: IBB: HBP: BLK: WP: HR: S: P: ERA: WHIP						

Batter	1	2	3	4	5	6	7	8	9	AB	R	H	RBI	BB	SO	LOB	BOTTOM			
2 B.J. Upton, R OBP: 0.324, SLG: 0.418										4	2	2	0	1	0	2	Toronto Blue Jays @ Tampa Bay Rays Tropicana Field, St. Petersburg, FL Tue Jun 08 2010, 7:12 PM - 10:04 PM EDT Att: 12,937 - Dome - 72 F			
1 Sean Rodríguez, R OBP: 0.289, SLG: 0.377										4	1	1	0	0	1	4				
3 Evan Longoria, R OBP: 0.387, SLG: 0.570										5	1	3	2	0	1	3				
18 Ben Zobrist, S OBP: 0.382, SLG: 0.442										5	0	1	0	0	2	7				
16 Willy Aybar, S OBP: 0.279, SLG: 0.414										5	1	2	2	0	0	3				
10 Kelly Shoppach, R OBP: 0.384, SLG: 0.235										4	1	0	0	1	2	3				
23 Carlos Peña, L OBP: 0.303, SLG: 0.386										3	2	2	5	1	1	0				
19 Gabe Kapler, R OBP: 0.315, SLG: 0.288										4	0	1	0	0	0	0				
15 Reid Brignac, L OBP: 0.348, SLG: 0.431										3	1	0	0	1	1	2				
Inning Stats	R: 0 H: 2 E: 0 K: 2 S: 17	H: 0 LOB: 2 BB: 0 P: 28	R: 0 H: 0 E: 0 K: 1 S: 7	H: 0 LOB: 0 BB: 0 P: 10	R: 0 H: 1 E: 1 K: 0 S: 11	H: 1 LOB: 2 BB: 0 P: 17	R: 1 H: 1 E: 0 K: 0 S: 9	H: 1 LOB: 0 BB: 0 P: 12	R: 7 H: 4 E: 0 K: 1 S: 18	H: 4 LOB: 0 BB: 2 P: 36	R: 1 H: 2 E: 0 K: 1 S: 16	H: 2 LOB: 2 BB: 1 P: 27	R: 0 H: 1 E: 0 K: 2 S: 13	H: 1 LOB: 1 BB: 1 P: 21	R: 0 H: 1 E: 0 K: 1 S: 12	H: 1 LOB: 1 BB: 0 P: 16	1B: 9 2B: 1 3B: 0 HR: 2	SF: 0 SAC: 0 DP: 0 HBP: 1	WP: 0 PB: 0 SB: 0 CS: 0	PA: 42
PITCHER 56 Brian Tallet, L ERA: 5.6	IP: 4.0 WLS: L BF: 21	H: 6 R: 5 ER: 5 SO: 3	BB: 1 IBB: 0 HBP: 0 BLK: 0	WP: 0 HR: 1 S: 50 P: 80	ERA: 11.25 WHIP: 1.750	PITCHER										IP: WLS: BF: H: R: ER: SO: BB: IBB: HBP: BLK: WP: HR: S: P: ERA: WHIP				
50 Rommie Lewis, L ERA: 4.91	IP: 1.2 WLS: L BF: 11	H: 4 R: 4 ER: 4 SO: 1	BB: 2 IBB: 0 HBP: 0 BLK: 0	WP: 0 HR: 1 S: 25 P: 45	ERA: 21.60 WHIP: 3.600															
44 Casey Janssen, R ERA: 4.32	IP: 1.1 WLS: L BF: 6	H: 1 R: 0 ER: 0 SO: 3	BB: 1 IBB: 0 HBP: 0 BLK: 0	WP: 0 HR: 0 S: 16 P: 26	ERA: 0.00 WHIP: 1.500															
25 David Purcey, L ERA:	IP: 1.0 WLS: L BF: 4	H: 1 R: 0 ER: 0 SO: 1	BB: 0 IBB: 0 HBP: 0 BLK: 0	WP: 0 HR: 0 S: 12 P: 16	ERA: 0.00 WHIP: 1.000															

Batter	1	2	3	4	5	6	7	8	9	AB	R	H	RBI	BB	SO	LOB	TOP				
15 Fred Lewis, L OBP: 0.315, SLG: 0.463										4	0	0	0	1	2	3					
2 Aaron Hill, R OBP: 0.286, SLG: 0.343										3	0	0	0	1	0	1					
26 Adam Lind, L OBP: 0.282, SLG: 0.367										4	0	1	0	0	1	2					
10 Vernon Wells, R OBP: 0.349, SLG: 0.596										3	0	0	0	1	0	2					
19 José Bautista, R OBP: 0.371, SLG: 0.587										3	1	0	0	0	2	2					
35 Lyle Overbay, L OBP: 0.305, SLG: 0.409										3	0	2	1	1	0	0					
7 Jeremy Reed, L OBP: 0.211, SLG: 0.333										0	0	0	0	0	0	0					
14 John Buck, R OBP: 0.287, SLG: 0.494										4	0	1	0	0	1	2					
12 Edwin Encarnación, R OBP: 0.315, SLG: 0.533										2	0	0	0	2	1	1					
18 Mike McCoy, R OBP: 0.245, SLG: 0.245										4	0	0	0	0	1	5					
Inning Stats	R: 0 E: 0 K: 2 S: 13	H: 0 LOB: 2 BB: 2 P: 25	R: 0 E: 0 K: 1 S: 12	H: 0 LOB: 1 BB: 1 P: 23	R: 0 E: 0 K: 0 S: 8	H: 2 LOB: 3 BB: 1 P: 13	R: 0 E: 0 K: 1 S: 15	H: 1 LOB: 0 BB: 0 P: 8	R: 1 E: 0 K: 0 S: 8	H: 1 LOB: 1 BB: 0 P: 11	R: 0 E: 0 K: 2 S: 11	H: 0 LOB: 0 BB: 0 P: 14	R: 0 E: 0 K: 1 S: 10	H: 0 LOB: 1 BB: 1 P: 17	R: 0 E: 0 K: 1 S: 8	H: 0 LOB: 0 BB: 0 P: 14	1B: 3 2B: 1 3B: 0 HR: 0	SF: 0 SAC: 0 DP: 1 HBP: 1	WP: 0 PB: 0 SB: 0 CS: 0	PA: 37	
PITCHER	IP WLS BF H R ER SO	IP WLS BF H R ER SO	IP WLS BF H R ER SO	IP WLS BF H R ER SO	IP WLS BF H R ER SO	IP WLS BF H R ER SO	IP WLS BF H R ER SO	IP WLS BF H R ER SO	IP WLS BF H R ER SO	IP WLS BF H R ER SO	IP WLS BF H R ER SO	IP WLS BF H R ER SO	IP WLS BF H R ER SO	IP WLS BF H R ER SO	IP WLS BF H R ER SO	IP WLS BF H R ER SO	BB IBB HBP BLK	WP HR S P	ERA WHIP	ERA WHIP	
14 David Price, L ERA: 2.23	6.0	W	27	4	1	1	4	5	0	1	0	0	0	0	62	104	1.50	1.500			
36 Randy Choate, L ERA: 5.63	1.0		3	0	0	0	2	0	0	0	0	0	0	11	14	0.00	0.000				
31 Lance Cormier, R ERA: 4.3	1.0		4	0	0	0	1	1	0	0	0	0	0	10	17	0.00	1.000				
21 Andy Sonnanstine, R ERA: 3.38	1.0		3	0	0	0	1	0	0	0	0	0	0	8	14	0.00	0.000				

Toronto Blue Jays @ Tampa Bay Rays
Tropicana Field, St. Petersburg, FL
Wed Jun 09 2010, 7:11 PM - 9:59 PM EDT
Att: 15,886 - Dome - 72 F

livebaseballscorecards.com

AB 30
R 1
H 4
RBI 1
BB 6
SO 8
LOB 18

Batter	1	2	3	4	5	6	7	8	9	AB	R	H	RBI	BB	SO	LOB	BOTTOM				
2 B.J. Upton, R OBP: 0.330, SLG: 0.420										4	2	2	0	0	0	1					
13 Carl Crawford, L OBP: 0.349, SLG: 0.463										5	2	1	0	0	0	3					
3 Evan Longoria, R OBP: 0.395, SLG: 0.577										4	2	3	1	1	0	0					
10 Kelly Shoppach, R OBP: 0.360, SLG: 0.263										2	0	1	2	0	1	1					
9 Hank Bialock, L OBP: 0.297, SLG: 0.310										2	0	0	0	0	1	2					
1 Sean Rodriguez, R OBP: 0.305, SLG: 0.409										4	1	3	3	0	0	0					
18 Ben Zobrist, S OBP: 0.384, SLG: 0.457										4	1	2	2	0	0	4					
23 Carlos Pena, L OBP: 0.303, SLG: 0.398										4	1	1	1	0	2	1					
30 Dioner Navarro, S OBP: 0.284, SLG: 0.276										4	1	1	1	0	0	0					
15 Reid Brignac, L OBP: 0.345, SLG: 0.425										4	0	1	0	0	2	0					
Inning Stats	R: 2 E: 0 K: 0 S: 13	H: 4 LOB: 1 BB: 0 P: 16	R: 0 E: 0 K: 2 S: 8	H: 0 LOB: 0 BB: 0 P: 12	R: 3 E: 0 K: 0 S: 10	H: 3 LOB: 1 BB: 1 P: 19	R: 2 E: 0 K: 1 S: 15	H: 3 LOB: 0 BB: 0 P: 21	R: 2 E: 0 K: 1 S: 12	H: 2 LOB: 0 BB: 0 P: 15	R: 1 E: 0 K: 0 S: 11	H: 2 LOB: 2 BB: 0 P: 24	R: 0 E: 0 K: 1 S: 8	H: 1 LOB: 1 BB: 0 P: 17	R: 0 E: 0 K: 1 S: 8	H: 0 LOB: 0 BB: 0 P: 12	1B: 9 2B: 4 3B: 0 HR: 3	SF: 1 SAC: 0 DP: 1 HBP: 1	WP: 0 PB: 0 SB: 1 CS: 0	PA: 40	
PITCHER	IP WLS BF H R ER SO	IP WLS BF H R ER SO	IP WLS BF H R ER SO	IP WLS BF H R ER SO	IP WLS BF H R ER SO	IP WLS BF H R ER SO	IP WLS BF H R ER SO	IP WLS BF H R ER SO	IP WLS BF H R ER SO	IP WLS BF H R ER SO	IP WLS BF H R ER SO	IP WLS BF H R ER SO	IP WLS BF H R ER SO	IP WLS BF H R ER SO	IP WLS BF H R ER SO	IP WLS BF H R ER SO	BB IBB HBP BLK	WP HR S P	ERA WHIP	ERA WHIP	
28 Shaun Marcum, R ERA: 3.38	4.0	L	22	10	7	7	3	0	0	0	0	0	0	0	0	0	15.75	2.500			
57 Shawn Camp, R ERA: 2.81	1.0		5	2	2	2	1	0	0	0	0	0	0	2	12	15	18.00	2.000			
54 Jason Frasor, R ERA: 5.25	1.0		6	2	1	1	0	0	0	0	0	0	0	11	24	9.00	2.000				
25 David Purcey, L ERA:	2.0		7	1	0	0	2	0	0	0	0	0	0	19	29	0.00	0.500				

Toronto Blue Jays @ Tampa Bay Rays
Tropicana Field, St. Petersburg, FL
Wed Jun 09 2010, 7:11 PM - 9:59 PM EDT
Att: 15,886 - Dome - 72 F

livebaseballscorecards.com

AB 37
R 10
H 15
RBI 10
BB 1
SO 6
LOB 12

Batter	1	2	3	4	5	6	7	8	9	AB	R	H	RBI	BB	SO	LOB	TOP					
15 Fred Lewis, L OBP: 0.313, SLG: 0.456										5	0	1	0	0	3	3	Toronto Blue Jays @ Tampa Bay Rays Tropicana Field, St. Petersburg, FL Thu Jun 10 2010, 7:11 PM - 10:09 PM EDT Att: 13,675 - Dome - 72 F					
2 Aaron Hill, R OBP: 0.290, SLG: 0.344										5	0	2	0	0	0	2						
26 Adam Lind, L 1 Dewayne Wise, L (8, PR)										4	0	1	1	0	1	2						
10 Vernon Wells, R OBP: 0.348, SLG: 0.595										4	0	1	0	0	0	2						
19 José Bautista, R OBP: 0.369, SLG: 0.579										3	0	0	0	1	0	0						
11 Alex Gonzalez, R OBP: 0.296, SLG: 0.513										3	1	1	2	0	1	0						
35 Lyle Overbay, L OBP: 0.305, SLG: 0.404										3	0	0	0	1	2	2						
14 John Buck, R OBP: 0.298, SLG: 0.500										4	1	3	0	0	0	1						
12 Edwin Encarnación, R OBP: 0.304, SLG: 0.511										4	0	0	0	0	2	3						
Inning Stats	R: 0 E: 0 K: 1 S: 7	H: 0 LOB: 0 BB: 0 P: 10	R: 1 E: 0 K: 1 S: 11	H: 1 LOB: 0 BB: 0 P: 15	R: 1 E: 0 K: 2 S: 15	H: 3 LOB: 2 BB: 0 P: 22	R: 0 E: 0 K: 1 S: 16	H: 0 LOB: 1 BB: 1 P: 26	R: 0 E: 0 K: 1 S: 9	H: 1 LOB: 1 BB: 0 P: 9	R: 0 E: 0 K: 0 S: 6	H: 0 LOB: 0 BB: 0 P: 9	R: 0 E: 1 K: 1 S: 11	H: 1 LOB: 1 BB: 0 P: 13	R: 1 E: 0 K: 0 S: 6	H: 2 LOB: 2 BB: 1 P: 12		R: 0 E: 0 K: 2 S: 11	H: 1 LOB: 1 BB: 0 P: 16	1B: 7 2B: 1 3B: 0 HR: 1	SF: 1 SAC: 0 DP: 0 HBP: 0	WP: 0 PB: 0 SB: 0 CS: 0
PITCHER	IP WLS BF H R ER SO BB IBB HBP BLK WP HR S P ERA WHIP																PITCHER	IP WLS BF H R ER SO BB IBB HBP BLK WP HR S P ERA WHIP				
40 Wade Davis, R ERA: 4.91	7.0	L	29	7	3	3	7	1	0	0	0	0	0	0	0	0	0	1	76	105	3.86	1.143
36 Randy Choate, L ERA: 5.51	0.1		1	0	0	0	0	0	0	0	0	0	0	0	0	0	0	2	2	0.00	0.000	
35 Dan Wheeler, R ERA: 2.95	0.1		3	1	0	0	0	0	1	0	0	0	0	0	0	0	0	2	8	0.00	3.000	
53 Joaquin Benoit, R ERA: 0.64	1.1		5	1	0	0	2	0	0	0	0	0	0	0	0	0	0	12	17	0.00	0.750	
53 Joaquin Benoit, R ERA: 0.64	1.1		5	1	0	0	2	0	0	0	0	0	0	0	0	0	0	12	17	0.00	0.750	

Batter	1	2	3	4	5	6	7	8	9	AB	R	H	RBI	BB	SO	LOB	BOTTOM						
2 B.J. Upton, R OBP: 0.338, SLG: 0.421										2	0	1	0	2	0	1	Toronto Blue Jays @ Tampa Bay Rays Tropicana Field, St. Petersburg, FL Thu Jun 10 2010, 7:11 PM - 10:09 PM EDT Att: 13,675 - Dome - 72 F						
1 Sean Rodriguez, R OBP: 0.303, SLG: 0.430										4	1	1	1	0	0	3							
3 Evan Longoria, R OBP: 0.397, SLG: 0.578										3	0	1	0	1	0	1							
16 Willy Aybar, S OBP: 0.278, SLG: 0.408										4	0	1	0	0	0	3							
13 Carl Crawford, L OBP: 0.349, SLG: 0.463										0	0	0	0	0	0	0							
18 Ben Zobrist, S OBP: 0.378, SLG: 0.448										4	0	0	0	0	1	2							
23 Carlos Pena, L OBP: 0.306, SLG: 0.412										3	1	1	1	1	0	1							
19 Gabe Kapler, R OBP: 0.309, SLG: 0.280										2	0	0	0	0	0	0							
9 Hank Blalock, L OBP: 0.255, SLG: 0.295										2	0	0	0	0	1	2							
28 John Jaso, L OBP: 0.413, SLG: 0.452										3	0	0	0	0	0	0							
15 Reid Brignac, L OBP: 0.340, SLG: 0.419										2	0	0	0	0	1	0							
10 Kelly Shoppach, R OBP: 0.385, SLG: 0.300										1	0	1	0	0	0	0							
53 Joaquin Benoit, R ERA: 4.5	1.0	S	6	2	1	1	1	1	1	0	0	0	0	0	0	0							
Inning Stats	R: 0 E: 0 K: 0 S: 14	H: 0 LOB: 1 BB: 1 P: 22	R: 1 E: 0 K: 0 S: 12	H: 1 LOB: 0 BB: 0 P: 18	R: 0 E: 0 K: 0 S: 5	H: 0 LOB: 0 BB: 1 P: 10	R: 0 E: 0 K: 0 S: 8	H: 1 LOB: 1 BB: 0 P: 16	R: 0 E: 0 K: 1 S: 10	H: 0 LOB: 0 BB: 0 P: 14	R: 0 E: 0 K: 0 S: 12	H: 1 LOB: 1 BB: 1 P: 21	R: 0 E: 0 K: 1 S: 8	H: 0 LOB: 0 BB: 0 P: 11	R: 0 E: 0 K: 0 S: 9	H: 1 LOB: 2 BB: 0 P: 13	R: 1 E: 0 K: 1 S: 14	H: 2 LOB: 2 BB: 1 P: 20	1B: 3 2B: 1 3B: 0 HR: 2	SF: 0 SAC: 0 DP: 2 HBP: 0	WP: 0 PB: 0 SB: 2 CS: 1	PA: 34	
PITCHER	IP WLS BF H R ER SO BB IBB HBP BLK WP HR S P ERA WHIP																PITCHER	IP WLS BF H R ER SO BB IBB HBP BLK WP HR S P ERA WHIP					
27 Brett Cecil, L ERA: 3.22	6.2	W	24	3	1	1	2	3	0	0	0	0	0	0	0	0	0	0	1	67	109	1.35	0.900
44 Casey Janssen, R ERA: 4.25	0.1	H	1	0	0	0	0	0	0	0	0	2	3	0.00	0.000								
37 Scott Downs, L ERA: 3.76	0.1	H	2	1	0	0	0	0	0	0	0	7	10	0.00	3.000								
57 Shawn Camp, R ERA: 2.76	0.2	H	1	0	0	0	0	0	0	0	0	2	3	0.00	0.000								
63 Kevin Gregg, R ERA: 4.5	1.0	S	6	2	1	1	1	1	1	0	0	0	0	0	0	0							

Batter	1	2	3	4	5	6	7	8	9	AB	R	H	RBI	BB	SO	LOB	TOP		
15 Fred Lewis, L OBP: 0.318, SLG: 0.457	G6-3		2 HR BB		2 FC6-4 1B					2	1	1	0	1	0	0	Toronto Blue Jays @ Colorado Rockies Coors Field, Denver, CO Fri Jun 11 20:10, 8:55 PM - 10:50 PM MDT Att: 31,101 - Cloudy - 58 F		
2 Aaron Hill, R OBP: 0.291, SLG: 0.360	G5-3		1-H HR		1-2 FC6-4					3	1	1	2	0	0	1			
26 Adam Lind, L OBP: 0.278, SLG: 0.361	G3		F8		1-3 K					3	0	0	0	0	1	1			
10 Vernon Wells, R OBP: 0.352, SLG: 0.598		4-1 35 3B BB	2-2 G4-3		0-0 14 PB 2B					2	1	1	0	1	0	0			
19 José Bautista, R OBP: 0.364, SLG: 0.571		3-3 K	2-2 G4-3		1-3 K					3	0	0	0	0	2	2			
11 Alex Gonzalez, R OBP: 0.296, SLG: 0.509		1-1 P6	4-0 35 1B BB		1-3 K					2	0	0	0	1	1	2			
35 Lyle Overbay, L OBP: 0.313, SLG: 0.418		3-2 2-H 3B	1-1 14 G6-4-3 1B		4-0 14 PB IBB					2	0	2	1	1	0	0			
14 John Buck, R OBP: 0.298, SLG: 0.494		1-3 K	0-0 G6-4-3		4-0 IBB					2	0	0	0	1	1	3			
24 Ricky Romero, R (1, 1)			3-3 K		0-0 L6					2	0	0	0	0	1	0			
7 Jeremy Reed, L OBP: 0.200, SLG: 0.316										1	0	0	0	0	0	3			
54 Jason Frasor, R (6, 1)										0	0	0	0	0	0	0			
56 Brian Tallet, L (6, 1)										0	0	0	0	0	0	0			
Inning Stats	R: 0 E: 0 K: 0 S: 7	H: 0 LOB: 0 BB: 0 P: 11	R: 1 E: 0 K: 2 S: 13	H: 1 LOB: 1 BB: 1 P: 25	R: 2 E: 0 K: 1 S: 10	H: 1 LOB: 0 BB: 1 P: 20	R: 0 E: 0 K: 0 S: 9	H: 1 LOB: 1 BB: 1 P: 16	R: 0 E: 0 K: 1 S: 10	H: 1 LOB: 3 BB: 2 P: 18							1B: 2 2B: 1 3B: 1 HR: 1	SF: 0 SAC: 0 DP: 1 HBP: 0	WP: 0 PA: 27 PB: 1 SB: 1 CS: 0
PITCHER 38 Ubaldo Jiménez, R ERA: 1.16	IP: 6.0 WLS: W BF: 27 H: 5 R: 3 ER: 3 SO: 6 BB: 3 IBB: 2 HBP: 0 BLK: 0 WP: 0 HR: 1 S: 57 P: 106 ERA: 4.50 WHIP: 1.333															PITCHER			

Batter	1	2	3	4	5	6	7	8	9	AB	R	H	RBI	BB	SO	LOB	BOTTOM				
5 Carlos González, L OBP: 0.329, SLG: 0.482	K		17 G6-4-3 1B		HR					4	1	2	1	0	2	2	Toronto Blue Jays @ Colorado Rockies Coors Field, Denver, CO Fri Jun 11 20:10, 8:55 PM - 10:50 PM MDT Att: 31,101 - Cloudy - 58 F				
17 Todd Helton, L OBP: 0.353, SLG: 0.306	G3-1		2-2 G6-4-3		K					3	0	0	0	0	1	1					
2 Troy Tulowitzki, R OBP: 0.373, SLG: 0.489	F8		K		11 S BB					2	0	0	0	1	1	0					
11 Brad Hawpe, L OBP: 0.366, SLG: 0.476		F8		L6	F7					3	0	0	0	0	0	1					
6 Melvin Mora, R OBP: 0.351, SLG: 0.395		G6-3		K		19 2B 7 SF9 1B				3	1	1	0	0	1	0					
19 Ryan Spillborghs, R OBP: 0.382, SLG: 0.468			HR		21 1B 2B					3	2	3	1	0	0	0					
21 Miguel Olivo, R OBP: 0.391, SLG: 0.549		12 2B 1B		12 WP 1B		K				3	1	2	1	0	1	2					
12 Clint Barmes, R OBP: 0.272, SLG: 0.352		1-H 2B		K						2	0	1	1	1	1	1					
38 Ubaldo Jiménez, R OBP: 0.086, SLG: 0.086		G4-3			G1-3					2	0	0	0	0	0	1					
7 Seth Smith, L OBP: 0.323, SLG: 0.520						SF9				0	0	0	1	0	0	0					
Inning Stats	R: 0 E: 0 K: 1 S: 6	H: 0 LOB: 0 BB: 0 P: 8	R: 2 E: 0 K: 0 S: 14	H: 3 LOB: 1 BB: 0 P: 16	R: 0 E: 0 K: 1 S: 10	H: 1 LOB: 0 BB: 0 P: 15	R: 1 E: 0 K: 2 S: 12	H: 2 LOB: 1 BB: 0 P: 18	R: 1 E: 0 K: 1 S: 8	H: 1 LOB: 1 BB: 1 P: 17	R: 1 E: 0 K: 2 S: 13	H: 2 LOB: 2 BB: 1 P: 22							1B: 4 2B: 3 3B: 0 HR: 2	SF: 1 SAC: 0 DP: 1 HBP: 0	WP: 1 PA: 28 PB: 0 SB: 1 CS: 0
PITCHER 24 Ricky Romero, L ERA: 3.29	IP: 5.0 WLS: L BF: 22 H: 7 R: 4 ER: 4 SO: 5 BB: 1 IBB: 0 HBP: 0 BLK: 0 WP: 1 HR: 2 S: 50 P: 74 ERA: 7.20 WHIP: 1.600															PITCHER					
54 Jason Frasor, R ERA: 5.55	0.1	4	2	1	1	1	0	1	0	0	0	7	15	27.00	6.000						
56 Brian Tallet, L ERA: 5.46	0.2	2	0	0	0	1	0	0	0	0	6	7	0.00	0.000							

livebaseballscores.com



Batter	1	2	3	4	5	6	7	8	9	AB	R	H	RBI	BB	SO	LOB	TOP				
15 Fred Lewis, L (1,7) OBP: 0.326, SLG: 0.462											2	0	1	0	2	0	0	<p>Toronto Blue Jays @ Colorado Rockies Coors Field, Denver, CO Sat Jun 12 2010, 6:12 PM - 8:51 PM MDT Att: 26,304 - Cloudy - 51 F</p>			
2 Aaron Hill, R (1,4) OBP: 0.286, SLG: 0.353										4	0	0	0	0	1	4					
19 José Bautista, R (1,9) OBP: 0.359, SLG: 0.560										4	0	0	0	0	2	1					
10 Vernon Wells, R (1,8) OBP: 0.346, SLG: 0.588										4	0	0	0	0	0	1					
11 Alex Gonzalez, R (1,6) OBP: 0.300, SLG: 0.509										4	0	2	0	0	0	0					
35 Lyle Overbay, L (1,3) OBP: 0.308, SLG: 0.413										3	0	0	0	0	0	1					
37 Scott Downs, L (8,1)										0	0	0	0	0	0	0					
57 Shawn Camp, R (8,1)										0	0	0	0	0	0	0					
26 Adam Lind, L (9, FH)										1	0	0	0	0	0	1					
12 Edwin Encarnación, R (1,5) OBP: 0.304, SLG: 0.505										3	0	1	0	0	0	1					
18 Mike McCoy, R (8, PR) OBP: 0.245, SLG: 0.245										0	0	0	0	0	0	0					
8 José Molina, R (1,2) OBP: 0.373, SLG: 0.327										1	0	0	0	1	0	0					
23 Brandon Morrow, R (1,1)																					
25 David Purcey, L (7,1)																					
7 Jeremy Reed, L (7,3) OBP: 0.190, SLG: 0.300										2	0	0	0	0	1	2					
Inning Stats	R: 0 H: 1 E: 0 K: 1 S: 10	H: 1 LOB: 1 BB: 0 P: 13	R: 0 H: 0 E: 0 K: 0 S: 9	H: 0 LOB: 0 BB: 0 P: 13	R: 0 H: 0 E: 0 K: 1 S: 6	H: 0 LOB: 0 BB: 0 P: 10	R: 0 H: 0 E: 0 K: 1 S: 8	H: 0 LOB: 2 BB: 1 P: 12	R: 0 H: 1 E: 0 K: 1 S: 6	H: 0 LOB: 2 BB: 1 P: 11	R: 0 H: 0 E: 0 K: 1 S: 11	H: 0 LOB: 0 BB: 0 P: 16	R: 0 H: 0 E: 0 K: 0 S: 6	H: 0 LOB: 0 BB: 0 P: 9	R: 0 H: 1 E: 0 K: 1 S: 13	H: 1 LOB: 2 BB: 1 P: 21	R: 0 H: 1 E: 0 K: 0 S: 7	H: 1 LOB: 1 BB: 0 P: 13	1B: 3 2B: 1 3B: 0 HR: 0	SF: 0 SAC: 1 DP: 0 HBP: 0	WP: 1 PA: 33 PB: 0 SB: 0 CS: 1
PITCHER	IP WLS BF H R ER SO BB IBB HBP BLK WP HR S P ERA WHIP	8.0 W 29 3 0 0 6 2 1 0 0 1 0 69 105 0.00 0.625	1.0 S 4 1 0 0 0 0 0 0 0 0 0 0 7 13 0.00 1.000																		

AB	29
R	0
H	4
RBI	0
BB	3
SO	6
LOB	12



Batter	1	2	3	4	5	6	7	8	9	AB	R	H	RBI	BB	SO	LOB	BOTTOM			
18 Jonathan Herrera, S (1,4) OBP: 0.133, SLG: 0.071										4	0	0	0	0	0	4				
17 Todd Helton, L (1,3) OBP: 0.356, SLG: 0.316										4	0	2	0	0	0	0				
5 Carlos González, L (1,8) OBP: 0.328, SLG: 0.480										3	0	1	1	0	0	1				
11 Brad Hawpe, L (1,9) OBP: 0.369, SLG: 0.470											2	0	0	0	2	1	0			
19 Ryan Spilborghs, R (1,7) OBP: 0.377, SLG: 0.459											4	0	1	0	0	2	2			
21 Miguel Olivo, R (1,2) OBP: 0.388, SLG: 0.548										4	0	1	0	0	3	2				
9 Ian Stewart, L (1,5) OBP: 0.343, SLG: 0.429										2	0	0	0	1	1	1				
12 Clint Barmes, R (1,6) OBP: 0.278, SLG: 0.354										2	0	1	0	1	0	1				
46 Jason Hammel, R (1,1) OBP: 0.143, SLG: 0.077										1	1	0	0	1	1	1				
60 Manny Corpas, R (9,1)										0	0	0	0	0	0	0				
Inning Stats	R: 0 H: 0 E: 0 K: 0 S: 11	H: 0 LOB: 0 BB: 0 P: 17	R: 0 H: 0 E: 0 K: 3 S: 9	H: 0 LOB: 0 BB: 0 P: 15	R: 0 H: 1 E: 0 K: 2 S: 12	H: 1 LOB: 1 BB: 0 P: 18	R: 0 H: 1 E: 0 K: 0 S: 6	H: 1 LOB: 0 BB: 0 P: 10	R: 0 H: 0 E: 0 K: 1 S: 7	H: 0 LOB: 2 BB: 1 P: 15	R: 1 H: 2 E: 0 K: 0 S: 9	H: 2 LOB: 2 BB: 2 P: 20	R: 0 H: 1 E: 0 K: 0 S: 8	H: 1 LOB: 2 BB: 1 P: 16	R: 0 H: 1 E: 0 K: 2 S: 14	H: 1 LOB: 2 BB: 1 P: 22	1B: 4 2B: 3 3B: 0 HR: 0	SF: 1 SAC: 1 DP: 1 HBP: 0	WP: 1 PA: 33 PB: 0 SB: 1 CS: 0	
PITCHER	IP WLS BF H R ER SO BB IBB HBP BLK WP HR S P ERA WHIP	6.0 L 24 5 1 1 6 3 0 0 0 0 0 56 98 1.50 1.333	1.0 4 0 0 0 0 0 1 0 0 0 0 6 13 0.00 0.000	0.1 3 1 0 0 0 1 0 0 0 1 0 8 14 0.00 6.000	0.2 2 0 0 0 2 0 0 0 0 0 0 6 8 0.00 0.000															

AB	26
R	1
H	6
RBI	1
BB	5
SO	8
LOB	12



Batter	1	2	3	4	5	6	7	8	9	AB	R	H	RBI	BB	SO	LOB	TOP								
19 José Bautista, R OBP: 0.360, SLG: 0.555										4	0	1	0	1	1	2	Toronto Blue Jays @ Colorado Rockies Coors Field, Denver, CO Sun Jun 13 2010, 1:12 PM - 4:12 PM MDT Att: 32,084 - Overcast - 52 F								
2 Aaron Hill, R OBP: 0.285, SLG: 0.356 54 Jason Frasor, R (8, 1)										4	1	1	0	0	0	2									
7 Jeremy Reed, L OBP: 0.182, SLG: 0.286										1	0	0	0	0	1	2									
26 Adam Lind, L OBP: 0.277, SLG: 0.357										4	1	1	0	0	1	1									
10 Vernon Wells, R OBP: 0.346, SLG: 0.583 1 Dewayne Wise, L (7, 8)										2	0	0	1	1	0	1									
11 Alex Gonzalez, R OBP: 0.303, SLG: 0.517										4	1	2	1	0	0	2									
35 Lyle Overbay, L OBP: 0.304, SLG: 0.405										4	0	0	0	0	1	1									
14 John Buck, R OBP: 0.297, SLG: 0.494										4	0	1	0	0	1	1									
12 Edwin Encarnación, R OBP: 0.303, SLG: 0.490										3	0	0	0	1	0	1									
51 Jesse Litsch, R (1, 1)										1	0	0	0	0	0	1									
56 Brian Tallet, L (3, 1)										1	0	0	0	0	0	0									
44 Casey Janssen, R (6, 1)										1	0	0	0	0	1	0									
18 Mike McCoy, R OBP: 0.259, SLG: 0.260										1	0	1	0	0	0	0									
Inning Stats	R: 0 H: 1 E: 0 K: 1 S: 9	H: 1 LOB: 2 BB: 1 P: 19	R: 0 H: 1 E: 0 K: 1 S: 9	H: 1 LOB: 1 BB: 0 P: 16	R: 3 H: 3 E: 2 K: 0 S: 13	LOB: 1 BB: 0 P: 20	R: 0 H: 0 E: 0 K: 0 S: 8	H: 0 LOB: 0 BB: 1 P: 15	R: 0 H: 0 E: 0 K: 1 S: 6	H: 0 LOB: 0 BB: 0 P: 9	R: 0 H: 0 E: 0 K: 0 S: 6	H: 0 LOB: 0 BB: 0 P: 10	R: 0 H: 0 E: 0 K: 1 S: 6	H: 0 LOB: 0 BB: 0 P: 11	R: 0 H: 1 E: 0 K: 0 S: 11	H: 1 LOB: 1 BB: 0 P: 17	R: 0 H: 1 E: 0 K: 2 S: 15	H: 1 LOB: 2 BB: 1 P: 26	1B: 3 2B: 4 3B: 0 HR: 0	SF: 0 SAC: 0 DP: 0 HBP: 0	WP: 1 PB: 0 SB: 0 CS: 0	PA: 38			
PITCHER	IP WLS BF H R ER SO BB IBB HBP BLK WP HR S P ERA WHIP	7.0 W 29 5 3 2 4 2 0 0 0 0 0 57 100 2.57 1.000	ERA: 3.29	56 Franklin Morales, L ERA: 3.21	1.0 4 1 0 0 0 0 0 0 0 0 11 17 0.00 1.000	34 Matt Belisle, R ERA: 3.23	1.0 5 1 0 0 2 1 0 0 0 0 1 0 15 26 0.00 2.000																		

AB	35
R	3
H	7
RBI	2
BB	3
SO	6
LOB	14



Batter	1	2	3	4	5	6	7	8	9	AB	R	H	RBI	BB	SO	LOB	BOTTOM						
18 Jonathan Herrera, S OBP: 0.150, SLG: 0.105										5	1	1	0	0	1	2	Toronto Blue Jays @ Colorado Rockies Coors Field, Denver, CO Sun Jun 13 2010, 1:12 PM - 4:12 PM MDT Att: 32,084 - Overcast - 52 F						
17 Todd Helton, L OBP: 0.361, SLG: 0.323										5	2	3	0	0	1	0							
5 Carlos González, L OBP: 0.329, SLG: 0.491										5	2	2	3	0	2	1							
11 Brad Hawpe, L OBP: 0.365, SLG: 0.458										4	0	0	0	1	1	2							
19 Ryan Spilborghs, R OBP: 0.387, SLG: 0.544										5	2	3	2	0	0	4							
9 Ian Stewart, L OBP: 0.344, SLG: 0.425										4	2	1	0	1	1	3							
20 Chris Iannetta, R OBP: 0.288, SLG: 0.327										4	1	2	2	0	2	1							
12 Clint Barmes, R OBP: 0.288, SLG: 0.370										3	0	2	2	1	1	0							
26 Jeff Francis, L (1, 1)										2	0	0	1	0	0	4							
7 Seth Smith, L OBP: 0.321, SLG: 0.517 56 Franklin Morales, L (8, 1)										1	0	0	0	0	1	1							
34 Matt Belisle, R OBP: 0.500, SLG: 0.667										0	0	0	0	0	0	0							
Inning Stats	R: 4 H: 5 E: 0 K: 0 S: 25	H: 5 LOB: 2 BB: 1 P: 36	R: 0 H: 0 E: 0 K: 2 S: 11	H: 0 LOB: 0 BB: 0 P: 17	R: 3 H: 4 E: 0 K: 1 S: 19	LOB: 1 BB: 0 P: 36	R: 0 H: 0 E: 0 K: 1 S: 6	H: 0 LOB: 0 BB: 0 P: 7	R: 0 H: 1 E: 0 K: 2 S: 16	H: 1 LOB: 2 BB: 1 P: 27	R: 3 H: 3 E: 0 K: 1 S: 14	H: 3 LOB: 0 BB: 0 P: 25	R: 0 H: 0 E: 0 K: 3 S: 12	H: 0 LOB: 1 BB: 0 P: 16	R: 0 H: 1 E: 0 K: 0 S: 15	H: 1 LOB: 2 BB: 1 P: 27	1B: 8 2B: 2 3B: 1 HR: 3	SF: 1 SAC: 0 DP: 0 HBP: 0	WP: 1 PB: 0 SB: 0 CS: 0	PA: 42			
PITCHER	IP WLS BF H R ER SO BB IBB HBP BLK WP HR S P ERA WHIP	2.1 L 17 4 0 0 0 1 0 0 0 0 0 27 43 0.00 0.375	ERA: 4.99	44 Casey Janssen, R ERA: 4.94	2.0 10 3 3 3 4 0 0 0 0 1 2 26 41 13.50 1.500	54 Jason Frasor, R ERA: 5.33	1.0 5 1 0 0 0 1 0 0 0 0 0 0 15 27 0.00 2.000																

AB	38
R	10
H	14
RBI	10
BB	3
SO	10
LOB	18



Batter	1	2	3	4	5	6	7	8	9	AB	R	H	RBI	BB	SO	LOB	TOP						
19 José Bautista, R OBP: 0.391, SLG: 0.537	F9			P6	F7			K		4	0	0	0	0	1	0	Toronto Blue Jays @ San Diego Padres PETCO Park, San Diego, CA Tue Jun 15 2010, 10:07 PM - 12:46 AM EDT Att: 15,266 - Clear - 68 F						
2 Aaron Hill, R OBP: 0.291, SLG: 0.374	F9			F8		P4		G4-3 26 G4-3 1B		4	0	1	0	0	0	0							
26 Adam Lind, L OBP: 0.276, SLG: 0.360	K			10 PB 11 1B	2B	K		G4-3		4	1	1	0	0	2	1							
10 Vernon Wells, R OBP: 0.338, SLG: 0.565		F8		11 1B 35 1B HBP		G5-3		K		3	1	0	0	0	1	1							
11 Alex Gonzalez, R OBP: 0.312, SLG: 0.514		K		35 1B 1B						4	0	2	1	0	1	0							
35 Lyle Overbay, L OBP: 0.309, SLG: 0.404		G4-3		1B						3	0	1	1	1	0	1							
14 John Buck, R OBP: 0.301, SLG: 0.520			G5-3	K						4	0	0	0	0	3	4							
12 Edwin Encarnación, R OBP: 0.299, SLG: 0.467			G6-3		F8					3	0	0	0	1	0	1							
27 Brett Cecil, R OBP: 0.313, SLG: 0.361										2	0	0	0	0	2	0							
15 Fred Lewis, L OBP: 0.323, SLG: 0.458										1	0	0	0	0	1	2							
25 David Purcey, L OBP: 0.276, SLG: 0.360										0	0	0	0	0	0	0							
44 Casey Janssen, R OBP: 0.338, SLG: 0.565										0	0	0	0	0	0	0							
Inning Stats	R: 0 E: 0 K: 1 S: 7	H: 0 LOB: 0 BB: 0 P: 11	R: 0 E: 0 K: 1 S: 8	H: 0 LOB: 0 BB: 0 P: 10	R: 0 E: 0 K: 1 S: 7	H: 0 LOB: 0 BB: 0 P: 10	R: 2 E: 0 K: 1 S: 19	H: 3 LOB: 2 BB: 0 P: 27	R: 0 E: 0 K: 1 S: 8	H: 0 LOB: 0 BB: 0 P: 10	R: 0 E: 0 K: 1 S: 9	H: 0 LOB: 0 BB: 0 P: 12	R: 0 E: 0 K: 2 S: 11	H: 1 LOB: 2 BB: 1 P: 18	R: 0 E: 0 K: 2 S: 14	H: 1 LOB: 1 BB: 0 P: 19	R: 0 E: 0 K: 1 S: 9	H: 0 LOB: 1 BB: 1 P: 19	1B: 4 2B: 1 3B: 0 HR: 0	SF: 0 SAC: 0 DP: 0 HBP: 1	WP: 0 PB: 1 SB: 0 CS: 0	PA: 35	
PITCHER	IP WLS BF H R ER SO BB IBB HBP BLK WP HR S P ERA WHIP	IP WLS BF H R ER SO BB IBB HBP BLK WP HR S P ERA WHIP	IP WLS BF H R ER SO BB IBB HBP BLK WP HR S P ERA WHIP	IP WLS BF H R ER SO BB IBB HBP BLK WP HR S P ERA WHIP	IP WLS BF H R ER SO BB IBB HBP BLK WP HR S P ERA WHIP	IP WLS BF H R ER SO BB IBB HBP BLK WP HR S P ERA WHIP	IP WLS BF H R ER SO BB IBB HBP BLK WP HR S P ERA WHIP	IP WLS BF H R ER SO BB IBB HBP BLK WP HR S P ERA WHIP	IP WLS BF H R ER SO BB IBB HBP BLK WP HR S P ERA WHIP	IP WLS BF H R ER SO BB IBB HBP BLK WP HR S P ERA WHIP	IP WLS BF H R ER SO BB IBB HBP BLK WP HR S P ERA WHIP	IP WLS BF H R ER SO BB IBB HBP BLK WP HR S P ERA WHIP	IP WLS BF H R ER SO BB IBB HBP BLK WP HR S P ERA WHIP	IP WLS BF H R ER SO BB IBB HBP BLK WP HR S P ERA WHIP	IP WLS BF H R ER SO BB IBB HBP BLK WP HR S P ERA WHIP	IP WLS BF H R ER SO BB IBB HBP BLK WP HR S P ERA WHIP	IP WLS BF H R ER SO BB IBB HBP BLK WP HR S P ERA WHIP						
38 Mat Latos, R ERA: 3.19	6.2	W	26	4	2	2	7	1	0	1	0	0	0	0	0	0	0	0	0	66	93	2.70	0.750
54 Joe Thatcher, L ERA: 1.98	0.1	H	1	0	0	0	1	0	0	0	0	0	0	0	3	5	0.00	0.000					
37 Mike Adams, R ERA: 2.37	1.0	H	4	1	0	0	2	0	0	0	0	0	0	14	19	0.00	1.000						
58 Ryan Webb, R ERA: 0.81	1.0		4	0	0	0	1	1	0	0	0	0	0	9	19	0.00	1.000						

AB 32
R 2
H 5
RBI 2
BB 2
SO 11
LOB 10



Batter	1	2	3	4	5	6	7	8	9	AB	R	H	RBI	BB	SO	LOB	BOTTOM					
22 David Eckstein, R OBP: 0.333, SLG: 0.366	G6-3			G5-3				L6		4	0	1	2	1	0	1	Toronto Blue Jays @ San Diego Padres PETCO Park, San Diego, CA Tue Jun 15 2010, 10:07 PM - 12:46 AM EDT Att: 15,266 - Clear - 68 F					
7 Chase Headley, S OBP: 0.313, SLG: 0.361	K			FC5-4 BB		G5-3		G4-3		4	0	0	0	1	1	3						
23 Adrián González, L OBP: 0.395, SLG: 0.529	G4-3			G3-1				G3		4	0	1	0	0	0	1						
12 Scott Hairston, R OBP: 0.329, SLG: 0.419		F9		F7				P3		4	1	1	0	0	0	1						
58 Ryan Webb, R				4 1B 13 SF7	2B					0	0	0	0	0	0	0						
4 Nick Hundley, R OBP: 0.369, SLG: 0.458		15 1B 28 HR		15 CS				G1-3		4	2	3	0	0	0	1						
13 Chris Denorfia, R OBP: 0.304, SLG: 0.306				15 1B 28 HR	BB			G5-3		2	1	0	1	1	0	1						
15 Jerry Hairston, R OBP: 0.283, SLG: 0.335				15 1B 28 HR	BB			G5-3		4	2	2	1	0	0	0						
28 Aaron Cunningham, R OBP: 0.500, SLG: 1.200				15 1B 28 HR	BB			G5-3		3	2	2	4	1	1	0						
38 Mat Latos, R OBP: 0.174, SLG: 0.281				15 1B 28 HR	BB			G5-3		2	0	0	0	0	2	1						
54 Joe Thatcher, L ERA: 3.58				15 1B 28 HR	BB			G5-3		0	0	0	0	0	0	0						
2 Lance Zawadzki, L OBP: 0.276, SLG: 0.360				15 1B 28 HR	BB			G5-3		1	0	0	0	0	0	0						
37 Mike Adams, R				15 1B 28 HR	BB			G5-3		0	0	0	0	0	0	0						
18 Tony Gwynn Jr., L OBP: 0.330, SLG: 0.331				15 1B 28 HR	BB			G5-3		0	0	0	0	1	0	0						
Inning Stats	R: 0 E: 0 K: 1 S: 10	H: 0 LOB: 0 BB: 0 P: 13	R: 4 E: 0 K: 1 S: 20	H: 3 LOB: 1 BB: 2 P: 36	R: 1 E: 0 K: 0 S: 10	H: 2 LOB: 0 BB: 0 P: 14	R: 0 E: 0 K: 1 S: 10	H: 1 LOB: 1 BB: 0 P: 15	R: 0 E: 0 K: 1 S: 9	H: 1 LOB: 1 BB: 0 P: 14	R: 0 E: 0 K: 1 S: 10	H: 0 LOB: 0 BB: 0 P: 15	R: 0 E: 0 K: 0 S: 8	H: 0 LOB: 1 BB: 1 P: 15	R: 0 E: 0 K: 0 S: 8	H: 0 LOB: 1 BB: 1 P: 15	R: 3 E: 0 K: 0 S: 17	H: 3 LOB: 2 BB: 2 P: 30	1B: 5 2B: 4 3B: 0 HR: 1	SF: 1 SAC: 0 DP: 0 HBP: 0	WP: 0 PB: 0 SB: 1 CS: 1	PA: 39
PITCHER	IP WLS BF H R ER SO BB IBB HBP BLK WP HR S P ERA WHIP	IP WLS BF H R ER SO BB IBB HBP BLK WP HR S P ERA WHIP	IP WLS BF H R ER SO BB IBB HBP BLK WP HR S P ERA WHIP	IP WLS BF H R ER SO BB IBB HBP BLK WP HR S P ERA WHIP	IP WLS BF H R ER SO BB IBB HBP BLK WP HR S P ERA WHIP	IP WLS BF H R ER SO BB IBB HBP BLK WP HR S P ERA WHIP	IP WLS BF H R ER SO BB IBB HBP BLK WP HR S P ERA WHIP	IP WLS BF H R ER SO BB IBB HBP BLK WP HR S P ERA WHIP	IP WLS BF H R ER SO BB IBB HBP BLK WP HR S P ERA WHIP	IP WLS BF H R ER SO BB IBB HBP BLK WP HR S P ERA WHIP	IP WLS BF H R ER SO BB IBB HBP BLK WP HR S P ERA WHIP	IP WLS BF H R ER SO BB IBB HBP BLK WP HR S P ERA WHIP	IP WLS BF H R ER SO BB IBB HBP BLK WP HR S P ERA WHIP	IP WLS BF H R ER SO BB IBB HBP BLK WP HR S P ERA WHIP	IP WLS BF H R ER SO BB IBB HBP BLK WP HR S P ERA WHIP	IP WLS BF H R ER SO BB IBB HBP BLK WP HR S P ERA WHIP	IP WLS BF H R ER SO BB IBB HBP BLK WP HR S P ERA WHIP					
27 Brett Cecil, L ERA: 3.58	6.0	L	26	7	5	5	4	2	0	0	0	0	0	0	0	0	0	0	69	107	7.50	1.500
25 David Purcey, L ERA: 5.72	1.0		4	0	0	0	0	1	0	0	0	0	0	8	15	0.00	1.000					
44 Casey Janssen, R ERA: 5.72	1.0		8	3	3	3	0	2	0	0	0	0	0	17	30	27.00	5.000					

AB 32
R 8
H 10
RBI 8
BB 5
SO 4
LOB 9



Batter	1	2	3	4	5	6	7	8	9	AB	R	H	RBI	BB	SO	LOB	TOP					
56 Andres Torres, S OBP: 0.393, SLG: 0.474	P5	P4			1B		K			4	0	1	0	0	1	0	San Francisco Giants @ Toronto Blue Jays Rogers Centre, Toronto, ON Fri Jun 18 2010, 7:10 PM - 9:28 PM EDT Att: 18,667 - Cloudy - 77 F					
21 Freddy Sanchez, R OBP: 0.398, SLG: 0.408	1B	1B	K2-3		F8			F7		4	1	1	0	0	1							
17 Aubrey Huff, L OBP: 0.402, SLG: 0.547	1B	1B	G6-4-3		2B			G5-3		3	0	2	0	1	0							
5 Juan Uribe, R OBP: 0.353, SLG: 0.493	K		G6-4-3		HBP			G4-3		3	1	0	0	0	1							
9 Pat Burrell, R OBP: 0.326, SLG: 0.415	BB		K		1B			G1-3		3	0	1	0	1	1							
48 Pablo Sandoval, S OBP: 0.341, SLG: 0.430	BB		G6-3		G6-3			G3		3	0	0	2	1	0							
28 Buster Posey, R OBP: 0.361, SLG: 0.456	FC6-4		K		F7			G5-3		4	0	0	0	0	1							
1 Bengie Molina, R OBP: 0.308, SLG: 0.337	G4-3		G5-3		G5-3			K		3	0	0	0	0	1							
33 Aaron Rowand, R OBP: 0.263, SLG: 0.382	G5-3		F8		K			K		3	0	0	0	0	1							
Inning Stats	R: 1 H: 2 E: 0 K: 1 S: 16	H: 2 LOB: 3 BB: 2 P: 33	R: 0 H: 0 E: 0 K: 0 S: 6	H: 0 LOB: 0 BB: 0 P: 9	R: 0 H: 0 E: 0 K: 1 S: 9	H: 0 LOB: 0 BB: 1 P: 15	R: 0 H: 0 E: 0 K: 2 S: 9	H: 0 LOB: 0 BB: 0 P: 13	R: 0 H: 1 E: 0 K: 0 S: 9	H: 1 LOB: 1 BB: 0 P: 16	R: 1 H: 2 E: 0 K: 0 S: 9	H: 2 LOB: 1 BB: 0 P: 14	R: 0 H: 0 E: 0 K: 3 S: 10	H: 0 LOB: 0 BB: 0 P: 15	R: 0 H: 0 E: 0 K: 0 S: 6	H: 0 LOB: 0 BB: 0 P: 10		R: 0 H: 0 E: 0 K: 0 S: 4	H: 0 LOB: 0 BB: 0 P: 5	1B: 4 2B: 1 3B: 0 HR: 0	SF: 0 SAC: 0 DP: 1 HBP: 1	WP: 0 PB: 0 SB: 0 CS: 0
PITCHER	IP WLS BF H R ER SO BB IBB HBP BLK WP HR S P ERA WHIP	IP WLS BF H R ER SO BB IBB HBP BLK WP HR S P ERA WHIP	IP WLS BF H R ER SO BB IBB HBP BLK WP HR S P ERA WHIP	IP WLS BF H R ER SO BB IBB HBP BLK WP HR S P ERA WHIP	IP WLS BF H R ER SO BB IBB HBP BLK WP HR S P ERA WHIP	IP WLS BF H R ER SO BB IBB HBP BLK WP HR S P ERA WHIP	IP WLS BF H R ER SO BB IBB HBP BLK WP HR S P ERA WHIP	IP WLS BF H R ER SO BB IBB HBP BLK WP HR S P ERA WHIP	IP WLS BF H R ER SO BB IBB HBP BLK WP HR S P ERA WHIP	IP WLS BF H R ER SO BB IBB HBP BLK WP HR S P ERA WHIP	IP WLS BF H R ER SO BB IBB HBP BLK WP HR S P ERA WHIP	IP WLS BF H R ER SO BB IBB HBP BLK WP HR S P ERA WHIP	IP WLS BF H R ER SO BB IBB HBP BLK WP HR S P ERA WHIP	IP WLS BF H R ER SO BB IBB HBP BLK WP HR S P ERA WHIP	IP WLS BF H R ER SO BB IBB HBP BLK WP HR S P ERA WHIP	IP WLS BF H R ER SO BB IBB HBP BLK WP HR S P ERA WHIP	IP WLS BF H R ER SO BB IBB HBP BLK WP HR S P ERA WHIP					
23 Brandon Morrow, R ERA: 4.97	6.0	25	5	2	2	4	3	0	1	0	0	0	0	0	0	0	3.00	1.333				
54 Jason Frasor, R ERA: 5.13	1.0	3	0	0	0	3	0	0	0	0	0	0	0	0	0	0	0.00	0.000				
37 Scott Downs, L ERA: 3.34	1.0	W	3	0	0	0	0	0	0	0	0	0	0	0	0	0	0.00	0.000				
63 Kevin Gregg, R ERA: 4.18	1.0	S	3	0	0	0	0	0	0	0	0	0	0	0	0	0	0.00	0.000				

Batter	1	2	3	4	5	6	7	8	9	AB	R	H	RBI	BB	SO	LOB	BOTTOM			
15 Fred Lewis, L OBP: 0.327, SLG: 0.471	F7		F8		G4-6-3			K		4	0	0	0	0	1	4	San Francisco Giants @ Toronto Blue Jays Rogers Centre, Toronto, ON Fri Jun 18 2010, 7:10 PM - 9:28 PM EDT Att: 18,667 - Cloudy - 77 F			
2 Aaron Hill, R OBP: 0.285, SLG: 0.363	P4			P6		F8		F8		4	0	0	0	0	1					
26 Adam Lind, L OBP: 0.268, SLG: 0.348	F7			K		K		FC4-6		4	0	0	0	0	2	1				
1 Dewayne Wise, L OBP: 0.286, SLG: 0.429										0	0	0	0	0	0	0				
10 Vernon Wells, R OBP: 0.333, SLG: 0.565		P2		P6		K				3	0	0	0	0	1	0				
11 Alex Gonzalez, R OBP: 0.311, SLG: 0.508		P3			1B					3	1	1	0	0	0	0				
19 José Bautista, R OBP: 0.351, SLG: 0.532		G5-3			HBP			G6-3		2	1	0	0	0	0	0				
35 Lyle Overbay, L OBP: 0.316, SLG: 0.404				K		FC5		G4-3		3	0	0	0	0	1	2				
12 Edwin Encarnación, R OBP: 0.306, SLG: 0.487					BB					2	1	2	3	1	0	0				
8 José Molina, R OBP: 0.371, SLG: 0.327		FC3-6			1B			HR		3	0	1	0	0	0	3				
Inning Stats	R: 0 H: 0 E: 0 K: 0 S: 6	H: 0 LOB: 0 BB: 0 P: 8	R: 0 H: 0 E: 0 K: 0 S: 8	H: 0 LOB: 0 BB: 0 P: 14	R: 0 H: 0 E: 0 K: 1 S: 10	H: 0 LOB: 1 BB: 1 P: 18	R: 0 H: 0 E: 0 K: 1 S: 6	H: 0 LOB: 0 BB: 0 P: 11	R: 2 H: 2 E: 0 K: 0 S: 12	H: 2 LOB: 1 BB: 0 P: 18	R: 0 H: 0 E: 0 K: 2 S: 11	H: 0 LOB: 0 BB: 0 P: 17	R: 0 H: 0 E: 0 K: 0 S: 6	H: 0 LOB: 0 BB: 0 P: 6	R: 1 H: 2 E: 0 K: 1 S: 13	H: 2 LOB: 1 BB: 0 P: 17	1B: 3 2B: 0 3B: 0 HR: 1	SF: 0 SAC: 0 DP: 1 HBP: 1	WP: 0 PB: 0 SB: 0 CS: 0	PA: 30
PITCHER	IP WLS BF H R ER SO BB IBB HBP BLK WP HR S P ERA WHIP	IP WLS BF H R ER SO BB IBB HBP BLK WP HR S P ERA WHIP	IP WLS BF H R ER SO BB IBB HBP BLK WP HR S P ERA WHIP	IP WLS BF H R ER SO BB IBB HBP BLK WP HR S P ERA WHIP	IP WLS BF H R ER SO BB IBB HBP BLK WP HR S P ERA WHIP	IP WLS BF H R ER SO BB IBB HBP BLK WP HR S P ERA WHIP	IP WLS BF H R ER SO BB IBB HBP BLK WP HR S P ERA WHIP	IP WLS BF H R ER SO BB IBB HBP BLK WP HR S P ERA WHIP	IP WLS BF H R ER SO BB IBB HBP BLK WP HR S P ERA WHIP	IP WLS BF H R ER SO BB IBB HBP BLK WP HR S P ERA WHIP	IP WLS BF H R ER SO BB IBB HBP BLK WP HR S P ERA WHIP	IP WLS BF H R ER SO BB IBB HBP BLK WP HR S P ERA WHIP	IP WLS BF H R ER SO BB IBB HBP BLK WP HR S P ERA WHIP	IP WLS BF H R ER SO BB IBB HBP BLK WP HR S P ERA WHIP	IP WLS BF H R ER SO BB IBB HBP BLK WP HR S P ERA WHIP	IP WLS BF H R ER SO BB IBB HBP BLK WP HR S P ERA WHIP				
75 Barry Zito, L ERA: 3.13	8.0	30	4	3	3	5	1	0	1	0	0	0	0	0	0	0	3.38	0.625		



Batter	1	2	3	4	5	6	7	8	9	AB	R	H	RBI	BB	SO	LOB	TOP										
56 Andres Torres, S OBP: 0.390, SLG: 0.467										3	0	0	0	1	1	1	San Francisco Giants @ Toronto Blue Jays Rogers Centre, Toronto, ON Sat Jun 19 2010, 1:09 PM - 3:23 PM EDT Att: 20,666 - Cloudy - 70 F										
21 Freddy Sanchez, R OBP: 0.393, SLG: 0.396										3	0	0	0	0	0	3											
17 Aubrey Huff, L OBP: 0.396, SLG: 0.537										4	0	0	0	0	0	2											
5 Juan Uribe, R OBP: 0.348, SLG: 0.484										4	0	0	0	0	1	1											
9 Pat Burrell, R OBP: 0.326, SLG: 0.413 12 Nate Schierholz, L OBP: 0.343, SLG: 0.365										3	0	1	0	0	1	0											
48 Pablo Sandoval, S OBP: 0.341, SLG: 0.433										3	0	1	0	0	0	1											
28 Buster Posey, R OBP: 0.347, SLG: 0.437										3	0	0	0	0	0	1											
16 Edgar Renteria, R OBP: 0.371, SLG: 0.404										3	0	1	0	0	0	1											
1 Benjie Molina, R OBP: 0.308, SLG: 0.337										3	0	1	0	0	0	1											
Inning Stats	R: 0 E: 0 K: 2 S: 9	H: 0 LOB: 1 BB: 0 P: 14	R: 0 E: 0 K: 1 S: 6	H: 1 LOB: 1 BB: 0 P: 10	R: 0 E: 0 K: 0 S: 12	H: 1 LOB: 1 BB: 0 P: 20	R: 0 E: 0 K: 0 S: 4	H: 0 LOB: 0 BB: 0 P: 8	R: 0 E: 0 K: 0 S: 9	H: 0 LOB: 0 BB: 0 P: 14	R: 0 E: 0 K: 0 S: 6	H: 0 LOB: 0 BB: 0 P: 10	R: 0 E: 0 K: 0 S: 11	H: 0 LOB: 0 BB: 0 P: 18	R: 0 E: 0 K: 0 S: 9	H: 1 LOB: 2 BB: 0 P: 18	R: 0 E: 0 K: 0 S: 9	H: 0 LOB: 0 BB: 0 P: 11	1B: 2 2B: 2 HR: 0	SF: 0 SAC: 0 HBP: 1	WP: 0 PB: 0 SB: 0 CS: 0	PA: 32					
PITCHER	IP	WLS	BF	H	R	ER	SO	BB	IBB	HBP	BLK	WP	HR	S	P	ERA	WHIP										
51 Jesse Litsch, R ERA: 6.75	(1, 1)	7.0	24	3	0	0	3	0	0	1	0	0	0	57	94	0.00	0.429										
57 Shawn Camp, R ERA: 2.48	(8, 1)	1.0	W	5	1	0	0	0	1	0	0	0	0	9	18	0.00	1.000										
63 Kevin Gregg, R ERA: 4.03	(9, 1)	1.0	S	3	0	0	0	0	0	0	0	0	0	9	11	0.00	0.000										


Batter	1	2	3	4	5	6	7	8	9	AB	R	H	RBI	BB	SO	LOB	BOTTOM											
15 Fred Lewis, L OBP: 0.330, SLG: 0.469										3	1	1	0	1	1	1	San Francisco Giants @ Toronto Blue Jays Rogers Centre, Toronto, ON Sat Jun 19 2010, 1:09 PM - 3:23 PM EDT Att: 20,666 - Cloudy - 70 F											
2 Aaron Hill, R OBP: 0.284, SLG: 0.375										4	1	1	2	0	0	1												
26 Adam Lind, L OBP: 0.271, SLG: 0.350 1 Dewayne Wise, L OBP: 0.286, SLG: 0.429										4	0	2	0	0	0	1												
10 Vernon Wells, R OBP: 0.332, SLG: 0.560										4	0	1	0	0	0	1												
11 Alex Gonzalez, R OBP: 0.310, SLG: 0.504										4	0	1	1	0	1	0												
19 José Bautista, R OBP: 0.350, SLG: 0.526										3	0	0	0	1	0	2												
35 Lyle Overbay, L OBP: 0.316, SLG: 0.407										3	0	1	0	0	1	1												
14 John Buck, R OBP: 0.300, SLG: 0.527										3	0	0	0	0	0	1												
12 Edwin Encarnación, R OBP: 0.307, SLG: 0.483										3	0	1	0	0	0	0												
Inning Stats	R: 0 E: 0 K: 1 S: 10	H: 1 LOB: 1 BB: 0 P: 13	R: 0 E: 0 K: 1 S: 11	H: 0 LOB: 0 BB: 0 P: 17	R: 0 E: 0 K: 0 S: 9	H: 1 LOB: 0 BB: 0 P: 11	R: 0 E: 0 K: 0 S: 9	H: 0 LOB: 0 BB: 0 P: 15	R: 0 E: 0 K: 0 S: 10	H: 1 LOB: 1 BB: 0 P: 15	R: 0 E: 0 K: 0 S: 8	H: 1 LOB: 1 BB: 0 P: 11	R: 0 E: 0 K: 1 S: 8	H: 0 LOB: 1 BB: 1 P: 13	R: 3 E: 0 K: 0 S: 17	H: 4 LOB: 2 BB: 1 P: 31	1B: 6 2B: 1 3B: 0 HR: 1	SF: 0 SAC: 0 DP: 1 HBP: 0	WP: 1 PB: 0 SB: 0 CS: 0	PA: 33								
PITCHER	IP	WLS	BF	H	R	ER	SO	BB	IBB	HBP	BLK	WP	HR	S	P	ERA	WHIP											
18 Matt Cain, R ERA: 2.16	(1, 1)	7.2	L	30	6	3	3	3	2	0	0	0	0	73	113	3.52	1.043											
46 Santiago Casilla, R ERA: 0.84	(8, 1)	0.1		3	2	0	0	0	0	0	0	0	1	0	9	13	0.00	6.000										



Batter	1	2	3	4	5	6	7	8	9	AB	R	H	RBI	BB	SO	LOB	TOP					
3 Felipe Lopez, S OBP: 0.331, SLG: 0.401	F8		G6-3		G6-3		G4-3		HR	5	1	1	1	0	0	1						
7 Matt Holliday, R OBP: 0.379, SLG: 0.512	1B		HR		2B		G6-3		K	5	2	3	2	0	1	0						
5 Albert Pujols, R OBP: 0.422, SLG: 0.540	K		P3		IBB		P3		G5-3	4	1	0	0	1	1	1						
47 Ryan Ludwick, R OBP: 0.340, SLG: 0.490	FC5-4								G5-3	4	1	1	1	0	1	1						
46 Kyle McClellan, R OBP: 0.300, SLG: 0.590									K	0	0	0	0	0	0	0						
43 Trevor Miller, R										0	0	0	0	0	0	0						
12 Aaron Miles, S OBP: 0.214, SLG: 0.214										1	0	0	0	0	1	0						
41 Mitchell Boggs, R										0	0	0	0	0	0	0						
23 David Freese, R OBP: 0.372, SLG: 0.423	K									3	1	1	2	0	2	0						
34 Nick Stavinoha, R OBP: 0.345, SLG: 0.455	G6-3									3	0	1	0	0	0	1						
28 Colby Rasmus, L OBP: 0.381, SLG: 0.569										1	1	1	2	0	0	0						
4 Yadier Molina, R OBP: 0.322, SLG: 0.329	HR									4	1	1	1	0	0	1						
44 Randy Winn, S OBP: 0.320, SLG: 0.353	F9									4	1	2	0	0	0	0						
13 Brendan Ryan, R OBP: 0.284, SLG: 0.324	G1-3									4	0	0	0	0	0	2						
Inning Stats	R: 0 E: 0 K: 1 S: 10	H: 1 LOB: 1 BB: 0 P: 15	R: 1 E: 0 K: 1 S: 12	H: 1 LOB: 0 BB: 0 P: 17	R: 1 E: 0 K: 0 S: 9	H: 1 LOB: 0 BB: 0 P: 15	R: 0 E: 0 K: 2 S: 12	H: 1 LOB: 1 BB: 0 P: 17	R: 4 E: 0 K: 0 S: 16	H: 4 LOB: 1 BB: 1 P: 26	R: 0 E: 0 K: 0 S: 7	H: 0 LOB: 0 BB: 0 P: 10	R: 0 E: 0 K: 0 S: 6	H: 0 LOB: 0 BB: 0 P: 8	R: 2 E: 0 K: 0 S: 14	H: 2 LOB: 1 BB: 0 P: 22	R: 1 E: 0 K: 2 S: 12	H: 1 LOB: 0 BB: 0 P: 18	1B: 3 2B: 4 3B: 0 HR: 4	SF: 0 SAC: 0 DP: 0 HBP: 1	WP: 0 PB: 0 SB: 0 CS: 0	PA: 40
PITCHER	IP WLS BF H R ER SO BB IBB HBP BLK WP HR S P ERA WHIP																					
27 Brett Cecil, L ERA: 4.06	5.0 L 24 8 6 6 4 0 0 0 0 0 0 2 59 90 10.80 1.600																					
57 Shawn Camp, R ERA: 2.41	1.0 3 0 0 0 0 0 0 0 0 0 0 7 10 0.00 0.000																					
54 Jason Frasor, R ERA: 5.4	2.0 9 2 2 2 0 0 0 0 1 0 0 1 20 30 9.00 1.000																					
25 David Purcey, L ERA: 1.0	1.0 4 1 1 1 2 0 0 0 0 0 0 1 12 18 9.00 1.000																					

St. Louis Cardinals @ Toronto Blue Jays
Rogers Centre, Toronto, ON
Tue Jun 22 2010, 7:11 PM - 9:44 PM EDT
Att: 16,830 - Partly Cloudy - 73 F


AB 38
R 9
H 11
RBI 9
BB 1
SO 6
LOB 7



Batter	1	2	3	4	5	6	7	8	9	AB	R	H	RBI	BB	SO	LOB	BOTTOM					
15 Fred Lewis, L OBP: 0.335, SLG: 0.466	1B		K						L9	4	0	2	0	0	1	0						
2 Aaron Hill, R OBP: 0.283, SLG: 0.365	K		G6-3						F8	4	0	0	0	0	1	3						
26 Adam Lind, L OBP: 0.273, SLG: 0.351	P4								L5	4	0	0	1	0	0	1						
10 Vernon Wells, R OBP: 0.333, SLG: 0.553	HR								BB	3	1	2	0	1	1	1						
11 Alex Gonzalez, R OBP: 0.301, SLG: 0.489	F7		G5-4-3						G6-4-3	4	0	0	0	0	0	3						
19 José Bautista, R OBP: 0.357, SLG: 0.556	HR									3	2	2	3	0	0	0						
35 Lyle Overbay, L OBP: 0.314, SLG: 0.398	G4-3								F8	3	0	0	0	0	0	0						
14 John Buck, R OBP: 0.304, SLG: 0.524	F8								K	3	0	0	0	0	2	0						
5 Jarrett Hoffpauir, R OBP: 0.333, SLG: 0.333	P3								G5-3	3	1	1	0	0	0	0						
Inning Stats	R: 0 E: 0 K: 1 S: 8	H: 1 LOB: 0 BB: 0 P: 13	R: 2 E: 0 K: 0 S: 8	H: 2 LOB: 0 BB: 0 P: 15	R: 0 E: 0 K: 1 S: 7	H: 0 LOB: 0 BB: 0 P: 12	R: 0 E: 0 K: 0 S: 11	H: 1 LOB: 0 BB: 0 P: 16	R: 0 E: 0 K: 1 S: 8	H: 0 LOB: 0 BB: 0 P: 10	R: 1 E: 0 K: 1 S: 14	H: 2 LOB: 1 BB: 0 P: 23	R: 1 E: 0 K: 1 S: 8	H: 1 LOB: 0 BB: 0 P: 12	R: 0 E: 0 K: 0 S: 5	H: 0 LOB: 0 BB: 0 P: 7	R: 0 E: 0 K: 0 S: 8	H: 0 LOB: 0 BB: 1 P: 13	1B: 5 2B: 0 3B: 0 HR: 2	SF: 0 SAC: 0 DP: 2 HBP: 0	WP: 0 PB: 0 SB: 0 CS: 0	PA: 32
PITCHER	IP WLS BF H R ER SO BB IBB HBP BLK WP HR S P ERA WHIP																					
54 Jaime Garcia, L ERA: 1.79	6.0 W 22 6 3 3 4 0 0 0 0 0 0 1 56 89 4.50 1.000																					
46 Kyle McClellan, R ERA: 2.39	1.1 H 5 1 1 1 1 0 0 0 0 0 0 1 9 14 6.75 0.750																					
46 Kyle McClellan, R ERA: 2.36	1.1 H 5 1 1 1 1 0 0 0 0 0 0 1 9 14 6.75 0.750																					
43 Trevor Miller, L ERA: 3.0	0.2 2 0 0 0 0 0 0 0 0 0 0 0 4 5 0.00 0.000																					
41 Mitchell Boggs, R ERA: 2.89	1.0 3 0 0 0 0 0 1 0 0 0 0 0 0 8 13 0.00 1.000																					

St. Louis Cardinals @ Toronto Blue Jays
Rogers Centre, Toronto, ON
Tue Jun 22 2010, 7:11 PM - 9:44 PM EDT
Att: 16,830 - Partly Cloudy - 73 F

AB 31
R 4
H 7
RBI 4
BB 1
SO 5
LOB 8



Batter	1	2	3	4	5	6	7	8	9	AB	R	H	RBI	BB	SO	LOB	TOP	
3 Felipe Lopez, S OBP: 0.333, SLG: 0.397	E4 1B	G4-3			G5-3		FC6-4 HBP		1B	4	0	1	0	0	0	1		
7 Matt Holliday, R OBP: 0.380, SLG: 0.509	1B		L9		G5-3		FC6-4		1B	5	0	2	1	0	0	1		
5 Albert Pujols, R OBP: 0.428, SLG: 0.549	1B		1B		1B			2B	F9	5	0	4	0	0	0	2		
34 Nick Stavino, R OBP: 0.379, SLG: 0.424	FC3-2		K		F8			FC1-6-5		4	0	0	0	0	1	6		
23 David Freese, R OBP: 0.367, SLG: 0.416	K		FC4-6		K			K		4	0	0	0	0	3	5		
28 Colby Rasmus, L OBP: 0.379, SLG: 0.563	K				F8			F7		4	0	1	0	0	1	4		
4 Yadier Molina, R OBP: 0.321, SLG: 0.324		G4-6-3 BB			G6-3		G6-4-3		P3	3	0	0	0	1	0	1	AB 37	
44 Randy Winn, S OBP: 0.337, SLG: 0.371		1B			FC6-4 1B		G5-3		1B	4	1	3	0	0	0	0	R 1	
13 Brendan Ryan, R OBP: 0.279, SLG: 0.317		G4-6-3			FC6-4		G6-3		L9	4	0	0	0	0	0	4	H 11	
	R: 0 E: 1 K: 2 S: 11	H: 2 LOB: 3 BB: 0 P: 19	R: 0 E: 0 K: 0 S: 9	H: 1 LOB: 1 BB: 1 P: 14	R: 0 E: 0 K: 1 S: 11	H: 1 LOB: 1 BB: 0 P: 18	R: 0 E: 0 K: 0 S: 6	H: 1 LOB: 1 BB: 0 P: 8	R: 0 E: 0 K: 1 S: 5	H: 0 LOB: 1 BB: 0 P: 17	R: 0 E: 0 K: 1 S: 7	H: 1 LOB: 2 BB: 0 P: 15	R: 1 E: 0 K: 0 S: 15	H: 3 LOB: 2 BB: 0 P: 25	1B: 10 HR: 0	SF: 0 2B: 1 3B: 0 HBP: 1	WP: 0 PA: 39 PB: 0 SB: 0 CS: 0	
PITCHER	IP	WLS	BF	H	R	ER	SO	BB	IBB	HBP	BLK	WP	HR	S	P	ERA	WHIP	
24 Ricky Romero, L ERA: 2.85	8.0		33	8	0	0	5	1	0	1	0	0	0	62	107	0.00	1.125	
63 Kevin Gregg, R ERA: 4.2	1.0	L	6	3	1	1	0	0	0	0	0	0	0	15	25	9.00	3.000	

St. Louis Cardinals @ Toronto Blue Jays
Rogers Centre, Toronto, ON
Wed Jun 23 20:10, 7:10 PM - 9:41 PM EDT
Att: 14,079 - Partly Cloudy - 73 F

AB 37
R 1
H 11
RBI 1
BB 1
SO 5
LOB 24



Batter	1	2	3	4	5	6	7	8	9	AB	R	H	RBI	BB	SO	LOB	BOTTOM		
1 Dewayne Wise, L OBP: 0.167, SLG: 0.250	G3		K		F7			K		4	0	0	0	0	2	2			
2 Aaron Hill, R OBP: 0.282, SLG: 0.360	K				FC6-4			K		3	0	0	0	1	2	1			
26 Adam Lind, L OBP: 0.270, SLG: 0.346	G3		K				P3	F8		4	0	0	0	0	1	2			
10 Vernon Wells, R OBP: 0.336, SLG: 0.552		L9			G6-4-3 1B		G6-3		1B	4	0	2	0	0	0	0			
11 Alex Gonzalez, R OBP: 0.300, SLG: 0.483					G6-4-3		F8		G5-4-3	3	0	0	0	1	0	2			
19 José Bautista, R OBP: 0.383, SLG: 0.554		F8						BB		1	0	0	0	3	0	1			
35 Lyle Overbay, L OBP: 0.310, SLG: 0.391		K			F7			F9		4	0	0	0	0	1	4	AB 29		
14 John Buck, R OBP: 0.305, SLG: 0.521			G5-3				F9		G3	3	0	1	0	0	0	1	R 0		
5 Jarrett Hoffpauir, R OBP: 0.333, SLG: 0.500							P4			3	0	1	0	0	1	2	H 4		
	R: 0 E: 0 K: 1 S: 9	H: 0 LOB: 0 BB: 0 P: 16	R: 0 E: 0 K: 1 S: 9	H: 0 LOB: 1 BB: 1 P: 18	R: 0 E: 0 K: 2 S: 11	H: 1 LOB: 2 BB: 1 P: 17	R: 0 E: 0 K: 0 S: 10	H: 1 LOB: 1 BB: 1 P: 15	R: 0 E: 0 K: 1 S: 8	H: 0 LOB: 0 BB: 0 P: 10	R: 0 E: 0 K: 0 S: 11	H: 0 LOB: 1 BB: 1 P: 16	R: 0 E: 0 K: 2 S: 8	H: 0 LOB: 0 BB: 0 P: 13	R: 0 E: 0 K: 0 S: 9	H: 1 LOB: 1 BB: 1 P: 16	1B: 3 HR: 0	SF: 0 2B: 1 3B: 0 HBP: 0	WP: 0 PA: 34 PB: 0 SB: 0 CS: 0
PITCHER	IP	WLS	BF	H	R	ER	SO	BB	IBB	HBP	BLK	WP	HR	S	P	ERA	WHIP		
29 Chris Carpenter, R ERA: 2.83	8.0		30	3	0	0	7	4	0	0	0	0	0	72	114	0.00	0.875		
31 Ryan Franklin, R ERA: 2.32	1.0	S	4	1	0	0	0	1	0	0	0	0	0	9	16	0.00	2.000		

St. Louis Cardinals @ Toronto Blue Jays
Rogers Centre, Toronto, ON
Wed Jun 23 20:10, 7:10 PM - 9:41 PM EDT
Att: 14,079 - Partly Cloudy - 73 F

AB 29
R 0
H 4
RBI 0
BB 5
SO 7
LOB 15




Batter	1	2	3	4	5	6	7	8	9	AB	R	H	RBI	BB	SO	LOB	TOP						
3 Felipe Lopez, S OBP: 0.331, SLG: 0.400										4	0	1	0	0	2	0	St. Louis Cardinals @ Toronto Blue Jays Rogers Centre, Toronto, ON Thu Jun 24 2010, 7:10 PM - 9:35 PM EDT Att: 12,392 - Cloudy - 77 F						
7 Matt Holliday, R OBP: 0.381, SLG: 0.511										3	0	1	0	1	0	1							
5 Albert Pujols, R OBP: 0.426, SLG: 0.544										4	0	1	0	0	0	1							
28 Colby Rasmus, L OBP: 0.372, SLG: 0.552										4	0	0	0	0	3	3							
23 David Freese, R OBP: 0.365, SLG: 0.413										4	0	1	0	0	1	0							
44 Randy Winn, S OBP: 0.327, SLG: 0.359										3	0	0	0	0	2	1							
4 Yadier Molina, R OBP: 0.319, SLG: 0.321										2	0	0	0	0	0	1							
21 Jason LaRue, R OBP: 0.211, SLG: 0.257										1	0	0	0	0	0	0							
55 Skip Schumaker, L OBP: 0.313, SLG: 0.321										3	0	1	0	0	1	1							
12 Aaron Miles, S OBP: 0.176, SLG: 0.176										3	0	0	0	0	0	1							
Inning Stats	R: 0 H: 0 E: 0 K: 2 S: 13	H: 0 LOB: 1 BB: 1 P: 22	R: 0 H: 0 E: 0 K: 0 S: 8	H: 0 LOB: 0 BB: 0 P: 10	R: 0 H: 1 E: 0 K: 1 S: 5	H: 1 LOB: 0 BB: 0 P: 9	R: 0 H: 0 E: 0 K: 1 S: 8	H: 0 LOB: 0 BB: 0 P: 11	R: 0 H: 1 E: 0 K: 1 S: 9	H: 1 LOB: 1 BB: 0 P: 16	R: 0 H: 2 E: 0 K: 1 S: 12	H: 2 LOB: 2 BB: 0 P: 19	R: 0 H: 0 E: 0 K: 1 S: 7	H: 0 LOB: 0 BB: 0 P: 10	R: 0 H: 1 E: 0 K: 1 S: 9	H: 1 LOB: 1 BB: 0 P: 15		R: 0 H: 0 E: 0 K: 1 S: 7	H: 0 LOB: 0 BB: 0 P: 9	1B: 3 2B: 2 HR: 0	SF: 0 SAC: 0 HBP: 0	WP: 0 PB: 0 SB: 0 CS: 1	PA: 32
PITCHER	IP WLS BF H R ER SO BB IBB HBP BLK WP HR S P ERA WHIP	IP WLS BF H R ER SO BB IBB HBP BLK WP HR S P ERA WHIP																IP WLS BF H R ER SO BB IBB HBP BLK WP HR S P ERA WHIP					
23 Brandon Morrow, R ERA: 4.5	8.0	W	29	5	0	0	8	1	0	0	0	0	0	0	0	0	0	0	0	7	112	0.00	0.750
57 Shawn Camp, R ERA: 2.35	1.0		3	0	0	0	1	0	0	0	0	0	0	0	0	0	0	0	0	7	9	0.00	0.000

Batter	1	2	3	4	5	6	7	8	9	AB	R	H	RBI	BB	SO	LOB	BOTTOM						
15 Fred Lewis, L OBP: 0.332, SLG: 0.462										4	0	1	1	0	1	0	St. Louis Cardinals @ Toronto Blue Jays Rogers Centre, Toronto, ON Thu Jun 24 2010, 7:10 PM - 9:35 PM EDT Att: 12,392 - Cloudy - 77 F						
11 Alex Gonzalez, R OBP: 0.295, SLG: 0.482										5	0	1	0	0	1	3							
19 José Bautista, R OBP: 0.365, SLG: 0.551										3	1	1	0	1	1	0							
10 Vernon Wells, R OBP: 0.338, SLG: 0.573										4	2	2	3	0	1	3							
26 Adam Lind, L OBP: 0.273, SLG: 0.359										4	1	2	1	0	1	3							
2 Aaron Hill, R OBP: 0.282, SLG: 0.358										4	0	1	0	0	1	3							
6 John McDonald, R OBP: 0.283, SLG: 0.489										0	0	0	0	0	0	0							
35 Lyle Overbay, L OBP: 0.309, SLG: 0.387										3	1	0	0	1	1	1							
5 Jarrett Hoffpauir, R OBP: 0.200, SLG: 0.300										4	0	0	0	0	0	4							
8 José Molina, R OBP: 0.379, SLG: 0.356										4	0	2	0	0	1	0							
Inning Stats	R: 3 H: 3 E: 0 K: 2 S: 16	H: 3 LOB: 0 BB: 0 P: 28	R: 1 H: 1 E: 1 K: 1 S: 13	H: 1 LOB: 0 BB: 0 P: 17	R: 1 H: 2 E: 0 K: 2 S: 13	H: 2 LOB: 1 BB: 0 P: 22	R: 0 H: 0 E: 0 K: 1 S: 6	H: 0 LOB: 0 BB: 0 P: 8	R: 0 H: 1 E: 0 K: 1 S: 10	H: 1 LOB: 2 BB: 1 P: 17	R: 0 H: 2 E: 0 K: 0 S: 11	H: 2 LOB: 2 BB: 0 P: 17	R: 0 H: 1 E: 0 K: 1 S: 12	H: 1 LOB: 3 BB: 1 P: 22	R: 0 H: 0 E: 0 K: 0 S: 7	H: 0 LOB: 0 BB: 0 P: 9		1B: 5 2B: 2 HR: 3	SF: 1 SAC: 0 HBP: 0	WP: 0 PB: 0 SB: 0 CS: 0	PA: 38		
PITCHER	IP WLS BF H R ER SO BB IBB HBP BLK WP HR S P ERA WHIP	IP WLS BF H R ER SO BB IBB HBP BLK WP HR S P ERA WHIP																IP WLS BF H R ER SO BB IBB HBP BLK WP HR S P ERA WHIP					
50 Adam Wainwright, R ERA: 2.47	4.0	L	19	6	5	4	6	0	0	0	0	0	0	0	0	0	0	0	0	21	34	0.00	2.000
59 Fernando Salas, R ERA:	2.0		10	3	0	0	1	1	0	0	0	0	0	0	0	0	0	0	0	12	22	0.00	2.000
41 Mitchell Boggs, R ERA: 2.79	1.0		6	1	0	0	1	1	0	0	0	0	0	0	0	0	0	0	0	7	9	0.00	0.000
36 Dennys Reyes, L ERA: 3.44	1.0		3	0	0	0	0	0	0	0	0	0	0	0	0	0	0	0	0	7	9	0.00	0.000

AB	31
R	0
H	5
RBI	0
BB	1
SO	9
LOB	9



AB	35
R	5
H	10
RBI	5
BB	2
SO	8
LOB	17



Batter	1	2	3	4	5	6	7	8	9	AB	R	H	RBI	BB	SO	LOB	TOP								
11 Jimmy Rollins, S OBP: 0.439, SLG: 0.588 21 Wilson Valdez, R OBP: 0.270, SLG: 0.383										1	1	0	0	4	1	0									
27 Placido Polanco, R OBP: 0.349, SLG: 0.433										5	1	1	0	0	0	4									
26 Chase Utley, L OBP: 0.382, SLG: 0.470										5	1	1	2	0	0	0									
6 Ryan Howard, L OBP: 0.346, SLG: 0.496										5	1	1	1	0	1	0									
28 Jayson Werth, R OBP: 0.383, SLG: 0.576										3	3	2	0	2	0	0									
29 Raul Ibanez, L OBP: 0.336, SLG: 0.395										5	0	1	0	0	1	5									
8 Shane Victorino, S OBP: 0.322, SLG: 0.454										3	1	1	2	1	0	4									
3 Ross Gload, L OBP: 0.259, SLG: 0.439										4	0	3	4	0	0	1									
23 Brian Schneider, L OBP: 0.355, SLG: 0.340										4	1	1	0	0	0	4									
Inning Stats	R: 0 E: 0 K: 0 S: 6	H: 0 LOB: 0 BB: 1 P: 12	R: 1 E: 0 K: 0 S: 14	H: 2 LOB: 2 BB: 1 P: 26	R: 0 E: 0 K: 0 S: 3	H: 0 LOB: 0 BB: 1 P: 9	R: 1 E: 0 K: 0 S: 14	H: 2 LOB: 1 BB: 0 P: 22	R: 6 E: 0 K: 0 S: 24	H: 5 LOB: 1 BB: 2 P: 43	R: 0 E: 0 K: 1 S: 7	H: 0 LOB: 0 BB: 0 P: 10	R: 0 E: 0 K: 0 S: 7	H: 0 LOB: 0 BB: 0 P: 9	R: 1 E: 0 K: 0 S: 17	H: 2 LOB: 2 BB: 1 P: 25	R: 0 E: 0 K: 2 S: 10	H: 0 LOB: 1 BB: 1 P: 20	1B: 8 2B: 1 3B: 1 HR: 1	SF: 0 SAC: 0 DP: 3 HBP: 0	WP: 0 PB: 0 CS: 0	PA: 42			
PITCHER	IP	WLS	BF	H	R	ER	SO	BB	IBB	HBP	BLK	WP	HR	S	P	ERA	WHIP								
51 Jesse Litsch, R ERA: 8.78	4.0	L	21	7	6	6	0	4	0	0	0	0	0	45	85	13.50	2.750								
25 David Purcey, L ERA: 2.7	1.0		6	2	2	2	0	1	0	0	0	0	0	16	27	18.00	3.000								
44 Casey Janssen, R ERA: 5.06	2.0		6	0	0	0	1	0	0	0	0	0	0	14	19	0.00	0.000								
56 Brian Tallet, L ERA: 6.27	2.0		9	2	1	1	2	2	0	0	0	0	1	27	45	4.50	2.000								

Philadelphia Phillies @ Toronto Blue Jays
Citizens Bank Park, Philadelphia, PA
Fri Jun 25 2010, 7:09 PM - 9:54 PM EDT
Att: 43,076 - Partly Cloudy - 85 F

AB 35
R 9
H 11
RBI 9
BB 7
SO 3
LOB 18

Batter	1	2	3	4	5	6	7	8	9	AB	R	H	RBI	BB	SO	LOB	BOTTOM								
15 Fred Lewis, L OBP: 0.331, SLG: 0.459										4	0	1	0	0	2	0									
11 Alex Gonzalez, R OBP: 0.299, SLG: 0.480 6 John McDonald, R OBP: 0.277, SLG: 0.478										3	0	1	0	0	0	0									
19 José Bautista, R OBP: 0.363, SLG: 0.550										4	0	1	0	0	0	1									
10 Vernon Wells, R OBP: 0.337, SLG: 0.567										3	0	0	0	1	0	1									
26 Adam Lind, L OBP: 0.269, SLG: 0.354										4	0	0	0	0	0	2									
2 Aaron Hill, R OBP: 0.281, SLG: 0.361										4	0	1	0	0	1	0									
35 Lyle Overbay, L OBP: 0.314, SLG: 0.391 1 Dewayne Wise, L OBP: 0.154, SLG: 0.231										2	0	2	0	0	0	0									
14 John Buck, R OBP: 0.305, SLG: 0.518										3	0	1	0	0	1	3									
5 Jarrett Hoffpauir, R OBP: 0.154, SLG: 0.231										3	0	0	0	0	0	4									
Inning Stats	R: 0 E: 0 K: 1 S: 10	H: 0 LOB: 0 BB: 0 P: 19	R: 0 E: 0 K: 0 S: 7	H: 0 LOB: 0 BB: 0 P: 12	R: 0 E: 0 K: 0 S: 5	H: 1 LOB: 0 BB: 0 P: 8	R: 0 E: 0 K: 1 S: 8	H: 1 LOB: 1 BB: 0 P: 11	R: 0 E: 0 K: 1 S: 14	H: 2 LOB: 3 BB: 0 P: 24	R: 0 E: 0 K: 0 S: 9	H: 1 LOB: 2 BB: 1 P: 14	R: 0 E: 0 K: 1 S: 15	H: 1 LOB: 1 BB: 0 P: 18	R: 0 E: 0 K: 0 S: 8	H: 1 LOB: 0 BB: 0 P: 11	R: 0 E: 0 K: 0 S: 8	H: 0 LOB: 0 BB: 0 P: 12	1B: 5 2B: 2 3B: 0 HR: 0	SF: 0 SAC: 0 DP: 2 HBP: 0	WP: 0 PB: 0 CS: 0	PA: 33			
PITCHER	IP	WLS	BF	H	R	ER	SO	BB	IBB	HBP	BLK	WP	HR	S	P	ERA	WHIP								
34 Roy Halladay, R ERA: 2.29	7.0	W	27	6	0	0	0	1	0	0	0	0	0	68	106	0.00	1.000								
52 Jose Contreras, R ERA: 2.31	1.0		3	1	0	0	0	0	0	0	0	0	0	8	11	0.00	1.000								
57 David Herndon, R ERA: 3.91	1.0		3	0	0	0	0	0	0	0	0	0	0	8	12	0.00	0.000								

Philadelphia Phillies @ Toronto Blue Jays
Citizens Bank Park, Philadelphia, PA
Fri Jun 25 2010, 7:09 PM - 9:54 PM EDT
Att: 43,076 - Partly Cloudy - 85 F

AB 32
R 0
H 7
RBI 0
BB 1
SO 4
LOB 12

Batter	1	2	3	4	5	6	7	8	9	AB	R	H	RBI	BB	SO	LOB	TOP					
11 Jimmy Rollins, S OBP: 0.429, SLG: 0.564	G4-3		26 1B		K			G6-3		4	0	1	0	0	1	0						
8 Shane Victorino, S OBP: 0.318, SLG: 0.448	K		F9		G3-1			G5-3		4	0	0	0	0	1	1						
26 Chase Utley, L OBP: 0.383, SLG: 0.471	6 BB		1B		G3-1			P6		4	0	2	0	0	0	0						
6 Ryan Howard, L OBP: 0.348, SLG: 0.505	1B		G1-3		G1-3			F7		3	1	1	1	1	0	2						
28 Jayson Werth, R OBP: 0.378, SLG: 0.566	K				K			G6-3		4	0	0	0	0	3	2						
29 Raul Ibanez, L OBP: 0.378, SLG: 0.388	G6-3		K		F9			F8		4	0	0	0	0	1	0						
3 Ross Gload, L OBP: 0.282, SLG: 0.450	F7				G4-3			G4-3		3	0	1	0	0	0	0						
23 Brian Schneider, L OBP: 0.344, SLG: 0.327	G3		G4-3		K			K		2	0	0	0	0	0	1						
4 Dane Sardinha, R OBP: 0.200, SLG: 0.890					G4-3			K		1	0	0	0	0	1	0						
7 Juan Castro, R OBP: 0.237, SLG: 0.259	G5-3		G5-3		G5-3			F9		3	0	0	0	0	0	0						
Inning Stats	R: 0 H: 1 E: 0 K: 2 S: 17	H: 1 LOB: 2 BB: 1 P: 27	R: 0 H: 0 E: 0 K: 0 S: 4	H: 0 LOB: 0 BB: 0 P: 6	R: 0 H: 2 E: 0 K: 0 S: 12	H: 2 LOB: 2 BB: 0 P: 20	R: 0 H: 1 E: 0 K: 2 S: 14	H: 1 LOB: 1 BB: 0 P: 19	R: 0 H: 0 E: 0 K: 1 S: 8	H: 0 LOB: 0 BB: 0 P: 12	R: 1 H: 1 E: 0 K: 1 S: 11	H: 1 LOB: 0 BB: 0 P: 16	R: 0 H: 0 E: 0 K: 1 S: 5	H: 0 LOB: 0 BB: 0 P: 8	R: 0 H: 0 E: 0 K: 0 S: 9	H: 0 LOB: 0 BB: 0 P: 15	R: 0 H: 0 E: 0 K: 0 S: 9	H: 0 LOB: 0 BB: 0 P: 12	1B: 3 2B: 1 3B: 0 HR: 1	SF: 0 SAC: 0 DP: 0 HBP: 0	WP: 0 PB: 0 CS: 0	PA: 33
PITCHER	IP	WLS	BF	H	R	ER	SO	BB	IBB	HBP	BLK	WP	HR	S	P	ERA	WHIP					
28 Shaun Marcum, R ERA: 3.14	6.0	W	24	5	1	1	6	1	0	0	0	0	1	66	100	1.50	1.000					
37 Scott Downs, L ERA: 3.13	2.0		6	0	0	0	1	0	0	0	0	0	0	14	23	0.00	0.000					
57 Shawn Camp, R ERA: 2.29	1.0		3	0	0	0	0	0	0	0	0	0	0	9	12	0.00	0.000					

Philadelphia Phillies @ Toronto Blue Jays
Citizens Bank Park, Philadelphia, PA
Sat Jun 26 2010, 4:11 PM - 6:53 PM EDT
Att: 44,426 - Partly Cloudy - 92 F

AB 32
R 1
H 5
RBI 1
BB 1
SO 7
LOB 6



Batter	1	2	3	4	5	6	7	8	9	AB	R	H	RBI	BB	SO	LOB	BOTTOM					
15 Fred Lewis, L OBP: 0.340, SLG: 0.461	11 BB	1B		E4		BB		G4-3-6		3	1	2	0	2	0	1						
11 Alex Gonzalez, R OBP: 0.302, SLG: 0.489	BB	K		HR		F8				3	1	1	2	1	1	3						
19 José Bautista, R OBP: 0.358, SLG: 0.542	P3	K		F7				P2		4	0	0	0	0	1	4						
10 Vernon Wells, R OBP: 0.336, SLG: 0.562	F9		P3	P4		1B				4	0	1	0	0	0	2						
26 Adam Lind, L OBP: 0.266, SLG: 0.349	K		G4-3		G4-3			K		4	0	0	0	0	2	3						
2 Aaron Hill, R OBP: 0.285, SLG: 0.373	P4	HR		K		HBP				3	1	1	1	0	1	0						
35 Lyle Overbay, L OBP: 0.316, SLG: 0.391	14 HR	BB		G4-3		F8				3	1	1	0	1	0	2						
14 John Buck, R OBP: 0.309, SLG: 0.530	HR	F7		K		15 G4-3-6		BB		3	1	1	2	1	1	1						
5 Jarrett Hoffpauir, R OBP: 0.176, SLG: 0.235	15 1B		F9		K			F8		4	0	1	0	0	1	1						
Inning Stats	R: 0 H: 0 E: 0 K: 1 S: 12	H: 4 LOB: 2 BB: 0 P: 32	R: 2 H: 1 E: 0 K: 0 S: 12	H: 1 LOB: 1 BB: 1 P: 23	R: 2 H: 2 E: 1 K: 0 S: 10	H: 2 LOB: 0 BB: 0 P: 13	R: 0 H: 0 E: 0 K: 1 S: 7	H: 0 LOB: 0 BB: 1 P: 12	R: 0 H: 0 E: 0 K: 2 S: 17	H: 0 LOB: 1 BB: 1 P: 27	R: 0 H: 1 E: 0 K: 1 S: 13	H: 1 LOB: 2 BB: 0 P: 22	R: 0 H: 0 E: 0 K: 0 S: 9	H: 0 LOB: 0 BB: 1 P: 15	R: 0 H: 0 E: 0 K: 0 S: 9	H: 0 LOB: 0 BB: 1 P: 15	1B: 5 2B: 0 3B: 0 HR: 3	SF: 0 SAC: 0 DP: 1 HBP: 1	WP: 0 PB: 0 CS: 0	PA: 37		
PITCHER	IP	WLS	BF	H	R	ER	SO	BB	IBB	HBP	BLK	WP	HR	S	P	ERA	WHIP					
35 Cole Hamels, L ERA: 4.08	4.0	L	22	7	5	5	3	3	0	0	0	0	3	58	88	11.25	2.500					
44 Nelson Figueroa, R ERA: 4.09	2.0		7	0	0	0	3	1	0	0	0	0	0	24	39	0.00	0.500					
55 Danys Baez, R ERA: 4.91	1.0		5	1	0	0	1	0	0	1	0	0	0	13	22	0.00	1.000					
59 Mike Zagurski, L ERA:	1.0		3	0	0	0	0	1	0	0	0	0	0	9	15	0.00	1.000					

Philadelphia Phillies @ Toronto Blue Jays
Citizens Bank Park, Philadelphia, PA
Sat Jun 26 2010, 4:11 PM - 6:53 PM EDT
Att: 44,426 - Partly Cloudy - 92 F

AB 31
R 5
H 8
RBI 5
BB 5
SO 7
LOB 17



Batter	1	2	3	4	5	6	7	8	9	AB	R	H	RBI	BB	SO	LOB	TOP							
11 Jimmy Rollins, S OBP: 0.434, SLG: 0.557										6	0	3	2	0	0	2								
26 Chase Utley, L OBP: 0.383, SLG: 0.467										4	0	1	1	0	1	2								
7 Juan Castro, R OBP: 0.237, SLG: 0.259										0	0	0	0	0	0	0								
28 Jayson Werth, R OBP: 0.371, SLG: 0.555										5	0	0	0	0	2	6								
6 Ryan Howard, L OBP: 0.350, SLG: 0.507										3	3	1	0	1	0	0								
3 Ross Gload, L OBP: 0.236, SLG: 0.443										1	0	0	0	0	1	0								
8 Shane Victorino, S OBP: 0.322, SLG: 0.454										5	2	3	1	0	1	0								
10 Ben Francisco, R OBP: 0.309, SLG: 0.329										5	1	3	2	0	0	1								
29 Raul Ibanez, L OBP: 0.332, SLG: 0.386										4	2	1	0	1	1	4								
21 Wilson Valdez, R OBP: 0.266, SLG: 0.368										5	2	0	1	0	0	5								
4 Dane Sardinha, R OBP: 0.200, SLG: 0.600										5	1	1	2	0	3	3								
Inning Stats	R: 0 E: 0 K: 1 S: 9	H: 1 LOB: 0 BB: 0 P: 12	R: 4 E: 0 K: 1 S: 17	H: 4 LOB: 1 BB: 1 P: 26	R: 0 E: 0 K: 1 S: 7	H: 0 LOB: 0 BB: 0 P: 9	R: 2 E: 1 K: 2 S: 22	H: 3 LOB: 2 BB: 0 P: 32	R: 1 E: 0 K: 0 S: 15	H: 2 LOB: 0 BB: 0 P: 21	R: 0 E: 0 K: 1 S: 11	H: 0 LOB: 0 BB: 0 P: 19	R: 4 E: 3 K: 0 S: 19	H: 2 LOB: 3 BB: 1 P: 33	R: 0 E: 0 K: 2 S: 13	H: 1 LOB: 1 BB: 0 P: 16	R: 0 E: 0 K: 1 S: 7	H: 0 LOB: 0 BB: 0 P: 11	1B: 8 2B: 5 3B: 0 HR: 0	SF: 0 SAC: 0 DP: 1 HBP: 1	WP: 0 PB: 1 CS: 0	PA: 46		
PITCHER	IP WLS BF H R ER SO BB IBB HBP BLK WP HR S P ERA WHIP	IP WLS BF H R ER SO BB IBB HBP BLK WP HR S P ERA WHIP	IP WLS BF H R ER SO BB IBB HBP BLK WP HR S P ERA WHIP	IP WLS BF H R ER SO BB IBB HBP BLK WP HR S P ERA WHIP	IP WLS BF H R ER SO BB IBB HBP BLK WP HR S P ERA WHIP	IP WLS BF H R ER SO BB IBB HBP BLK WP HR S P ERA WHIP	IP WLS BF H R ER SO BB IBB HBP BLK WP HR S P ERA WHIP	IP WLS BF H R ER SO BB IBB HBP BLK WP HR S P ERA WHIP	IP WLS BF H R ER SO BB IBB HBP BLK WP HR S P ERA WHIP	IP WLS BF H R ER SO BB IBB HBP BLK WP HR S P ERA WHIP	IP WLS BF H R ER SO BB IBB HBP BLK WP HR S P ERA WHIP	IP WLS BF H R ER SO BB IBB HBP BLK WP HR S P ERA WHIP	IP WLS BF H R ER SO BB IBB HBP BLK WP HR S P ERA WHIP	IP WLS BF H R ER SO BB IBB HBP BLK WP HR S P ERA WHIP	IP WLS BF H R ER SO BB IBB HBP BLK WP HR S P ERA WHIP	IP WLS BF H R ER SO BB IBB HBP BLK WP HR S P ERA WHIP	IP WLS BF H R ER SO BB IBB HBP BLK WP HR S P ERA WHIP	IP WLS BF H R ER SO BB IBB HBP BLK WP HR S P ERA WHIP	IP WLS BF H R ER SO BB IBB HBP BLK WP HR S P ERA WHIP	IP WLS BF H R ER SO BB IBB HBP BLK WP HR S P ERA WHIP	IP WLS BF H R ER SO BB IBB HBP BLK WP HR S P ERA WHIP	IP WLS BF H R ER SO BB IBB HBP BLK WP HR S P ERA WHIP	IP WLS BF H R ER SO BB IBB HBP BLK WP HR S P ERA WHIP	
27 Brett Cecil, L ERA: 4.39	4.2 L	25 L	10 7	7 5	5 5	1 0	0 0	0 0	0 0	0 0	0 0	0 14	22 30	0.00 4.500	0.000 0.750	0.000 0.000								
44 Casey Janssen, R ERA: 4.85	1.1 L	4 0	0 0	0 0	1 1	0 0	0 0	0 0	0 0	0 0	0 0	0 14	22 30	0.00 4.500	0.000 0.750	0.000 0.000								
54 Jason Frasor, R ERA: 5.28	0.2 L	8 2	4 0	4 0	0 1	0 0	0 0	0 0	0 0	0 0	0 0	0 15	19 11	0.00 0.000	0.000 0.000									
56 Brian Tallet, L ERA: 6.03	1.1 L	6 1	0 0	0 0	2 1	0 0	0 0	0 0	0 0	0 0	0 0	0 7	11 11	0.00 0.000	0.000 0.000									
25 David Purcey, L ERA: 2.45	1.0 L	3 0	0 0	0 0	1 1	0 0	0 0	0 0	0 0	0 0	0 0	0 7	11 11	0.00 0.000	0.000 0.000									
Batter	1	2	3	4	5	6	7	8	9	AB	R	H	RBI	BB	SO	LOB	BOTTOM							
6 John McDonald, R OBP: 0.250, SLG: 0.431										5	0	0	0	0	0	2								
11 Alex Gonzalez, R OBP: 0.302, SLG: 0.491										3	1	1	0	0	0	0								
15 Fred Lewis, L OBP: 0.339, SLG: 0.459										1	0	0	0	0	0	0								
19 José Bautista, R OBP: 0.357, SLG: 0.537										4	0	1	0	0	1	1								
10 Vernon Wells, R OBP: 0.339, SLG: 0.574											3	1	2	2	0	1	0							
1 Dewayne Wise, L OBP: 0.143, SLG: 0.214											1	0	0	0	0	1								
26 Adam Lind, L OBP: 0.265, SLG: 0.345											3	0	0	0	1	1								
2 Aaron Hill, R OBP: 0.284, SLG: 0.371											4	0	1	0	0	2								
35 Lyle Overbay, L OBP: 0.312, SLG: 0.385											4	0	0	0	2	2								
8 José Molina, R OBP: 0.371, SLG: 0.349											4	0	1	0	0	2								
5 Jarrett Hoffpauir, R OBP: 0.238, SLG: 0.250											3	0	1	0	1	4								
Inning Stats	R: 0 E: 0 K: 0 S: 7	H: 0 LOB: 0 BB: 0 P: 9	R: 0 E: 1 K: 1 S: 13	H: 2 LOB: 3 BB: 0 P: 20	R: 2 E: 0 K: 1 S: 12	H: 2 LOB: 0 BB: 0 P: 15	R: 0 E: 0 K: 1 S: 13	H: 1 LOB: 1 BB: 0 P: 20	R: 0 E: 0 K: 1 S: 8	H: 0 LOB: 0 BB: 0 P: 13	R: 0 E: 0 K: 1 S: 5	H: 0 LOB: 0 BB: 0 P: 7	R: 0 E: 0 K: 2 S: 12	H: 1 LOB: 1 BB: 0 P: 20	R: 0 E: 0 K: 0 S: 10	H: 1 LOB: 2 BB: 1 P: 17	R: 0 E: 1 K: 0 S: 4	H: 0 LOB: 1 BB: 1 P: 10	1B: 5 2B: 1 3B: 0 HR: 1	SF: 0 SAC: 0 DP: 1 HBP: 0	WP: 0 PB: 0 SB: 0 CS: 0	PA: 37		
PITCHER	IP WLS BF H R ER SO BB IBB HBP BLK WP HR S P ERA WHIP	IP WLS BF H R ER SO BB IBB HBP BLK WP HR S P ERA WHIP	IP WLS BF H R ER SO BB IBB HBP BLK WP HR S P ERA WHIP	IP WLS BF H R ER SO BB IBB HBP BLK WP HR S P ERA WHIP	IP WLS BF H R ER SO BB IBB HBP BLK WP HR S P ERA WHIP	IP WLS BF H R ER SO BB IBB HBP BLK WP HR S P ERA WHIP	IP WLS BF H R ER SO BB IBB HBP BLK WP HR S P ERA WHIP	IP WLS BF H R ER SO BB IBB HBP BLK WP HR S P ERA WHIP	IP WLS BF H R ER SO BB IBB HBP BLK WP HR S P ERA WHIP	IP WLS BF H R ER SO BB IBB HBP BLK WP HR S P ERA WHIP	IP WLS BF H R ER SO BB IBB HBP BLK WP HR S P ERA WHIP	IP WLS BF H R ER SO BB IBB HBP BLK WP HR S P ERA WHIP	IP WLS BF H R ER SO BB IBB HBP BLK WP HR S P ERA WHIP	IP WLS BF H R ER SO BB IBB HBP BLK WP HR S P ERA WHIP	IP WLS BF H R ER SO BB IBB HBP BLK WP HR S P ERA WHIP	IP WLS BF H R ER SO BB IBB HBP BLK WP HR S P ERA WHIP	IP WLS BF H R ER SO BB IBB HBP BLK WP HR S P ERA WHIP	IP WLS BF H R ER SO BB IBB HBP BLK WP HR S P ERA WHIP	IP WLS BF H R ER SO BB IBB HBP BLK WP HR S P ERA WHIP	IP WLS BF H R ER SO BB IBB HBP BLK WP HR S P ERA WHIP	IP WLS BF H R ER SO BB IBB HBP BLK WP HR S P ERA WHIP	IP WLS BF H R ER SO BB IBB HBP BLK WP HR S P ERA WHIP	IP WLS BF H R ER SO BB IBB HBP BLK WP HR S P ERA WHIP	IP WLS BF H R ER SO BB IBB HBP BLK WP HR S P ERA WHIP
50 Jamie Moyer, L ERA: 4.3	1.1 L	5 1	0 0	0 0	0 0	0 0	0 0	0 0	0 0	0	0	10	17	0.00	2.000									
57 David Herndon, R ERA: 3.78	1.0 L	4 0	0 0	0 0	0 0	0 0	0 0	0 0	0 0	0	0	4	10	0.00	1.000									
55 Danys Baez, R ERA: 4.75	1.0 L	4 0	0 0	0 0	0 0	0 0	0 0	0 0	0 0	0	0	4	10	0.00	1.000									

Philadelphia Phillies @ Toronto Blue Jays
Citizens Bank Park, Philadelphia, PA
Sun Jun 27 2010, 1:40 PM - 4:43 PM EDT
Att: 42,571 - Cloudy - 91 F

--

Batter	1	2	3	4	5	6	7	8	9	AB	R	H	RBI	BB	SO	LOB	TOP										
15 Fred Lewis, L OBP: 0.337, SLG: 0.453	G1-3		G6-3				G4-3			3	0	0	0	1	0	1	Toronto Blue Jays @ Cleveland Indians Progressive Field, Cleveland, OH Mon Jun 28 20:10, 7:08 PM - 9:45 PM EDT Att: 11,577 - Cloudy - 78 F										
11 Alex Gonzalez, R OBP: 0.301, SLG: 0.491	2B		K			L5		K		4	1	1	0	0	2	1											
19 José Bautista, R OBP: 0.359, SLG: 0.540	2B		K			G1-3		1B		4	0	2	1	0	1	0											
10 Vernon Wells, R OBP: 0.341, SLG: 0.576	1B					G1-3		G4-6-3		4	0	2	0	0	0	1											
26 Adam Lind, L OBP: 0.265, SLG: 0.344	1B					FC1-6		K		4	0	1	0	0	1	3											
2 Aaron Hill, R OBP: 0.280, SLG: 0.365	F8					FC5-4		F7		4	0	0	0	0	0	4											
35 Lyle Overbay, L OBP: 0.315, SLG: 0.387	G5-3		L9					1B		4	0	2	0	0	0	1											
21 Nick Green, R OBP: 0.200, SLG: 0.111								1B		0	0	0	0	0	0	0											
14 John Buck, R OBP: 0.303, SLG: 0.520	K					F7		K		4	0	0	0	0	3	2											
5 Jarrett Hoffpauir, R OBP: 0.208, SLG: 0.217	K					G5-3		L6		3	0	0	0	0	1	1											
Inning Stats	R: 1 H: 3 E: 0 K: 0 S: 15	H: 3 LOB: 2 BB: 0 P: 23	R: 0 H: 0 E: 0 K: 2 S: 16	H: 0 LOB: 0 BB: 0 P: 24	R: 0 H: 0 E: 0 K: 2 S: 7	H: 0 LOB: 0 BB: 0 P: 13	R: 0 H: 1 E: 0 K: 0 S: 8	H: 1 LOB: 1 BB: 0 P: 12	R: 0 H: 0 E: 0 K: 0 S: 9	H: 1 LOB: 1 BB: 0 P: 14	R: 0 H: 1 E: 0 K: 1 S: 12	H: 1 LOB: 1 BB: 0 P: 18	R: 0 H: 1 E: 0 K: 1 S: 7	H: 1 LOB: 0 BB: 0 P: 12	R: 0 H: 1 E: 0 K: 2 S: 12	H: 1 LOB: 2 BB: 0 P: 18	1B: 5 2B: 3 3B: 0 HR: 0	SF: 0 SAC: 0 DP: 1 HBP: 0	WP: 1 PB: 0 SB: 0 CS: 0	PA: 35							
PITCHER	IP	WLS	BF	H	R	ER	SO	BB	IBB	HBP	BLK	WP	HR	S	P	ERA	WHIP										
37 Jake Westbrook, R ERA: 4.69	6.0	W	25	6	1	1	4	1	0	0	0	0	0	65	105	1.50	1.167										
36 Joe Smith, R ERA: 7.59	0.2	H	2	0	0	0	1	0	0	0	0	0	0	8	9	0.00	0.000										
53 Rafael Perez, L ERA: 4.38	0.1	H	1	0	0	0	0	0	0	0	0	0	0	2	4	0.00	0.000										
54 Chris Perez, R ERA: 3.0	1.0	H	3	1	0	0	1	0	0	0	0	0	0	7	12	0.00	1.000										
34 Kerry Wood, R ERA: 7.02	1.0	S	4	1	0	0	2	0	0	0	0	1	0	12	18	0.00	1.000										

Batter	1	2	3	4	5	6	7	8	9	AB	R	H	RBI	BB	SO	LOB	BOTTOM										
4 Trevor Crowe, S OBP: 0.307, SLG: 0.339	K	G6-4-3				G1-3	P4			4	0	0	0	0	1	5	Toronto Blue Jays @ Cleveland Indians Progressive Field, Cleveland, OH Mon Jun 28 20:10, 7:08 PM - 9:45 PM EDT Att: 11,577 - Cloudy - 78 F										
17 Shin-Soo Choo, L OBP: 0.389, SLG: 0.470	F7					G4-3		P6		4	0	1	0	0	0	0											
41 Carlos Santana, S OBP: 0.453, SLG: 0.725	2B		G4-6-3			FC5-4		F7		3	1	1	0	1	0	1											
26 Austin Kearns, R OBP: 0.360, SLG: 0.431	1B		G5-3			FC5-4		G1-3		4	0	1	1	0	0	1											
48 Travis Hafner, L OBP: 0.364, SLG: 0.420	G1-3					K		HBP		3	1	1	0	0	1	1											
2 Jhonny Peralta, R OBP: 0.325, SLG: 0.412	G1-3		F8			F8		F7		4	0	1	0	0	0	1											
7 Matt LaPorta, R OBP: 0.295, SLG: 0.286	1B									3	0	2	0	1	0	2											
25 Andy Marte, R OBP: 0.313, SLG: 0.350	1B					BB		G4-3		0	0	0	0	0	0	0											
12 Jayson Nix, R OBP: 0.279, SLG: 0.267	1B					BB		SH		3	0	2	1	0	1	2											
20 Anderson Hernandez, S OBP: 0.304, SLG: 0.318	BB					FC6-4		F9		3	0	0	0	1	0	6											
Inning Stats	R: 1 H: 2 E: 0 K: 1 S: 18	H: 2 LOB: 1 BB: 0 P: 28	R: 0 H: 2 E: 0 K: 0 S: 10	H: 2 LOB: 2 BB: 1 P: 16	R: 0 H: 1 E: 0 K: 0 S: 6	H: 1 LOB: 0 BB: 0 P: 10	R: 0 H: 1 E: 0 K: 1 S: 10	H: 1 LOB: 2 BB: 1 P: 18	R: 0 H: 0 E: 0 K: 0 S: 8	H: 1 LOB: 1 BB: 0 P: 12	R: 1 H: 1 E: 0 K: 0 S: 12	H: 1 LOB: 2 BB: 0 P: 16	R: 0 H: 2 E: 0 K: 1 S: 11	H: 2 LOB: 2 BB: 0 P: 16	R: 0 H: 2 E: 0 K: 1 S: 11	H: 2 LOB: 2 BB: 0 P: 16	1B: 6 2B: 3 3B: 0 HR: 0	SF: 0 SAC: 1 DP: 2 HBP: 1	WP: 0 PB: 0 SB: 0 CS: 0	PA: 36							
PITCHER	IP	WLS	BF	H	R	ER	SO	BB	IBB	HBP	BLK	WP	HR	S	P	ERA	WHIP										
24 Ricky Romero, L ERA: 2.83	7.0	L	31	7	2	2	2	3	0	1	0	0	0	69	108	2.57	1.429										
37 Scott Downs, L ERA: 3.13	0.0		1	1	0	0	0	0	0	0	0	0	0	1	2	∞	∞										
57 Shawn Camp, R ERA: 2.23	1.0		4	1	0	0	1	0	0	0	0	0	0	10	14	0.00	1.000										

AB	34
R	1
H	8
RBI	1
BB	1
SO	8
LOB	14



AB	31
R	2
H	9
RBI	2
BB	3
SO	3
LOB	19



Batter	1	2	3	4	5	6	7	8	9	AB	R	H	RBI	BB	SO	LOB	TOP							
15 Fred Lewis, L (1,7) OBP: 0.338, SLG: 0.452										5	1	2	0	0	0	3	Toronto Blue Jays @ Cleveland Indians Progressive Field, Cleveland, OH Tue Jun 29 2010, 7:08 PM - 9:41 PM EDT Att: 11,401 - Clear - 66 F							
11 Alex Gonzalez, R (1,6) OBP: 0.304, SLG: 0.490										3	1	1	0	1	0	1								
19 José Bautista, R (1,9) OBP: 0.361, SLG: 0.536										2	0	0	0	1	0	1								
10 Vernon Wells, R (1,8) OBP: 0.340, SLG: 0.572										4	0	1	0	0	0	6								
26 Adam Lind, L (1,10) OBP: 0.265, SLG: 0.343										4	0	1	2	0	1	1								
2 Aaron Hill, R (1,4) OBP: 0.276, SLG: 0.359										4	0	0	0	0	0	2								
35 Lyle Overbay, L (1,3) OBP: 0.317, SLG: 0.384										2	1	0	0	2	0	0								
8 José Molina, R (1,2) OBP: 0.378, SLG: 0.348										3	1	1	0	0	0	1								
21 Nick Green, R (9, PR) OBP: 0.200, SLG: 0.111										0	0	0	0	0	0	0								
6 John McDonald, R (1,5) OBP: 0.236, SLG: 0.407										3	0	0	0	0	2	2								
14 John Buck, R (9, PH) OBP: 0.302, SLG: 0.517										1	0	0	0	0	1	1								
Inning Stats	R: 0 H: 1 E: 0 K: 0 S: 7	H: 1 LOB: 1 BB: 1 P: 13	R: 0 H: 0 E: 0 K: 0 S: 11	H: 0 LOB: 1 BB: 1 P: 21	R: 0 H: 0 E: 0 K: 1 S: 9	H: 0 LOB: 0 BB: 0 P: 13	R: 0 H: 1 E: 0 K: 0 S: 8	H: 1 LOB: 0 BB: 0 P: 12	R: 0 H: 0 E: 0 K: 0 S: 8	H: 0 LOB: 0 BB: 0 P: 11	R: 2 H: 3 E: 0 K: 0 S: 14	H: 3 LOB: 2 BB: 0 P: 21	R: 2 H: 1 E: 1 K: 1 S: 18	H: 1 LOB: 2 BB: 2 P: 28	R: 0 H: 0 E: 0 K: 1 S: 10	H: 0 LOB: 0 BB: 0 P: 14	R: 0 H: 0 E: 0 K: 1 S: 7	H: 0 LOB: 1 BB: 1 P: 10	1B: 6 2B: 0 3B: 0 HR: 0	SF: 0 SAC: 0 DP: 3 HBP: 2	WP: 1 PB: 0 SB: 0 CS: 0	PA: 37		
PITCHER	IP WLS BF H R ER SO BB IBB HBP BLK WP HR S P ERA WHIP	6.1 W 27 6 4 3 2 3 0 1 0 0 0 63 101 4.26 1.421	0.1 H 2 0 0 0 0 1 0 0 0 0 1 0 6 10 0.00 3.000	0.1 H 2 0 0 0 0 0 0 0 0 0 0 6 8 0.00 0.000	1.0 H 3 0 0 0 1 0 0 0 0 0 0 10 14 0.00 0.000	1.0 S 3 0 0 0 1 0 0 0 1 0 0 0 7 10 0.00 0.000																		

Batter	1	2	3	4	5	6	7	8	9	AB	R	H	RBI	BB	SO	LOB	BOTTOM						
4 Trevor Crowe, S (1,8) OBP: 0.306, SLG: 0.343										4	1	1	0	0	1	1	Toronto Blue Jays @ Cleveland Indians Progressive Field, Cleveland, OH Tue Jun 29 2010, 7:08 PM - 9:41 PM EDT Att: 11,401 - Clear - 66 F						
17 Shin-Soo Choo, L (1,9) OBP: 0.387, SLG: 0.467										4	0	1	1	0	1	0							
41 Carlos Santana, S (1,2) OBP: 0.456, SLG: 0.704										3	2	1	0	1	1	1							
48 Travis Hafner, L (1,10) OBP: 0.367, SLG: 0.431										4	1	2	1	0	0	0							
2 Johnny Peralta, R (1,5) OBP: 0.321, SLG: 0.406										4	0	0	0	0	1	1							
47 Shelley Duncan, R (1,7) OBP: 0.317, SLG: 0.455										3	0	0	0	1	3	0							
26 Austin Kearns, R (9,7) OBP: 0.360, SLG: 0.431										0	0	0	0	0	0	0							
7 Matt LaPorta, R (1,3) OBP: 0.294, SLG: 0.308										4	1	1	1	0	1	2							
25 Andy Marte, R (9,3) OBP: 0.313, SLG: 0.350										0	0	0	0	0	0	0							
12 Jayson Nix, R (1,4) OBP: 0.282, SLG: 0.286										3	0	1	0	0	1	0							
20 Anderson Hernandez, S (1,6) OBP: 0.286, SLG: 0.298										3	0	0	0	0	2	1							
Inning Stats	R: 2 H: 2 E: 1 K: 1 S: 14	H: 2 LOB: 2 BB: 1 P: 22	R: 1 H: 2 E: 0 K: 1 S: 8	H: 2 LOB: 0 BB: 0 P: 14	R: 0 H: 0 E: 0 K: 1 S: 8	H: 0 LOB: 0 BB: 0 P: 11	R: 0 H: 0 E: 0 K: 1 S: 10	H: 0 LOB: 0 BB: 0 P: 13	R: 1 H: 1 E: 0 K: 2 S: 13	H: 1 LOB: 1 BB: 1 P: 23	R: 1 H: 2 E: 0 K: 2 S: 10	H: 2 LOB: 1 BB: 0 P: 13	R: 0 H: 0 E: 0 K: 1 S: 10	H: 0 LOB: 0 BB: 0 P: 14	R: 0 H: 0 E: 0 K: 2 S: 10	H: 0 LOB: 0 BB: 0 P: 17	R: 0 H: 0 E: 0 K: 2 S: 10	H: 0 LOB: 0 BB: 0 P: 17	1B: 2 2B: 4 3B: 0 HR: 1	SF: 0 SAC: 0 DP: 0 HBP: 0	WP: 0 PB: 0 SB: 0 CS: 0	PA: 34	
PITCHER	IP WLS BF H R ER SO BB IBB HBP BLK WP HR S P ERA WHIP	6.0 L 28 7 5 3 8 2 0 0 0 0 0 0 10 14 4.50 1.500	1.0 3 0 0 0 1 0 0 0 0 0 0 0 10 14 0.00 0.000	1.0 3 0 0 0 2 0 0 0 0 0 0 0 10 17 0.00 0.000																			

AB 31
R 4
H 6
RBI 2
BB 4
SO 4
LOB 18



AB 32
R 5
H 7
RBI 3
BB 2
SO 11
LOB 6



Batter	1	2	3	4	5	6	7	8	9	AB	R	H	RBI	BB	SO	LOB	TOP										
15 Fred Lewis, L (1,7) OBP: 0.337, SLG: 0.449										4	0	1	0	0	2	5	Toronto Blue Jays @ Cleveland Indians Progressive Field, Cleveland, OH Wed Jun 30 2010, 7:08 PM - 9:39 PM EDT Att. 12,109 - Clear - 66 F										
11 Alex Gonzalez, R (1,6) OBP: 0.335, SLG: 0.490									4	0	1	0	0	0	1												
19 José Bautista, R (1,9) OBP: 0.356, SLG: 0.528									4	0	0	0	0	1	1												
10 Vernon Wells, R (1,8) OBP: 0.335, SLG: 0.564									4	0	0	0	0	0	1												
14 John Buck, R (1,2) OBP: 0.301, SLG: 0.512										4	1	1	0	0	1	0											
35 Lyle Overbay, L (1,3) OBP: 0.317, SLG: 0.383										3	0	1	0	0	1	0											
6 John McDonald, R (7, PR) OBP: 0.232, SLG: 0.400										1	0	0	0	0	0	0											
2 Aaron Hill, R (1,10) OBP: 0.276, SLG: 0.361										4	0	1	0	0	1	2											
21 Nick Green, R (1,4) OBP: 0.308, SLG: 0.182									2	0	1	1	1	1	0												
5 Jarrett Hoffpauir, R (1,5) OBP: 0.231, SLG: 0.208									1	0	0	0	1	0	0												
26 Adam Lind, L (7, PH) OBP: 0.284, SLG: 0.341									1	0	0	0	0	1	2												
Inning Stats	R: 0 E: 0 K: 1 S: 8	H: 1 LOB: 0 BB: 0 P: 12	R: 0 E: 0 K: 1 S: 7	H: 0 LOB: 0 BB: 0 P: 11	R: 0 E: 0 K: 1 S: 8	H: 0 LOB: 0 BB: 0 P: 12	R: 0 E: 0 K: 0 S: 11	H: 1 LOB: 1 BB: 0 P: 15	R: 0 E: 0 K: 2 S: 12	H: 0 LOB: 3 BB: 2 P: 27	R: 0 E: 0 K: 0 S: 5	H: 0 LOB: 0 BB: 0 P: 9	R: 1 E: 0 K: 2 S: 20	H: 3 LOB: 2 BB: 0 P: 29	R: 0 E: 0 K: 0 S: 7	H: 0 LOB: 0 BB: 0 P: 12	R: 0 E: 0 K: 1 S: 12	H: 0 LOB: 0 BB: 0 P: 18	1B: 4 2B: 2 3B: 0 HR: 0	SF: 0 SAC: 0 DP: 1 HBP: 0	WP: 0 PB: 0 SB: 0 CS: 0	PA: 34					
PITCHER	IP	WLS	BF	H	R	ER	SO	BB	IBB	HBP	BLK	WP	HR	S	P	ERA	WHIP										
32 Aaron Laffey, L (1,1) ERA: 5.55	6.0	W	24	5	1	1	5	2	0	0	0	0	0	56	97	1.50	1.167										
56 Frank Herrmann, R (7,1) ERA: 2.25	1.0	H	4	1	0	0	2	0	0	0	0	0	0	15	18	0.00	1.000										
38 Joe Smith, R (8,1) ERA: 6.75	1.0	H	3	0	0	0	0	0	0	0	0	0	0	7	12	0.00	0.000										
54 Chris Perez, R (9,1) ERA: 2.9	1.0	S	3	0	0	0	1	0	0	0	0	0	0	12	18	0.00	0.000										

Batter	1	2	3	4	5	6	7	8	9	AB	R	H	RBI	BB	SO	LOB	BOTTOM										
4 Trevor Crowe, S (1,8) OBP: 0.299, SLG: 0.335									4	0	0	0	0	1	1	Toronto Blue Jays @ Cleveland Indians Progressive Field, Cleveland, OH Wed Jun 30 2010, 7:08 PM - 9:39 PM EDT Att. 12,109 - Clear - 66 F											
17 Shin-Soo Choo, L (1,9) OBP: 0.391, SLG: 0.480									3	1	2	1	1	0	0												
41 Carlos Santana, S (1,2) OBP: 0.458, SLG: 0.707									4	0	2	1	0	1	1												
48 Travis Hafner, L (1,10) OBP: 0.362, SLG: 0.425									3	0	0	0	0	1	2												
26 Austin Kearns, R (1,7) OBP: 0.360, SLG: 0.430									3	0	1	0	0	0	1												
2 Johnny Peralta, R (1,5) OBP: 0.318, SLG: 0.401									3	0	0	0	0	0	1												
7 Matt LaPorta, R (1,3) OBP: 0.301, SLG: 0.333									2	1	1	1	1	0	0												
25 Andy Marte, R (9,3) OBP: 0.313, SLG: 0.350									0	0	0	0	0	0	0												
20 Anderson Hernandez, S (1,4) OBP: 0.269, SLG: 0.280									3	0	0	0	0	1	1												
16 Jason Donald, R (1,6) OBP: 0.293, SLG: 0.419									3	1	1	0	0	1	0												
Inning Stats	R: 1 E: 0 K: 2 S: 16	H: 2 LOB: 1 BB: 0 P: 27	R: 0 E: 0 K: 0 S: 6	H: 0 LOB: 0 BB: 0 P: 10	R: 0 E: 0 K: 0 S: 7	H: 0 LOB: 0 BB: 0 P: 13	R: 0 E: 0 K: 0 S: 10	H: 0 LOB: 0 BB: 0 P: 14	R: 0 E: 0 K: 0 S: 5	H: 0 LOB: 1 BB: 1 P: 11	R: 1 E: 0 K: 0 S: 11	H: 2 LOB: 1 BB: 1 P: 22	R: 1 E: 0 K: 1 S: 12	H: 2 LOB: 0 BB: 0 P: 19	R: 0 E: 0 K: 2 S: 13	H: 1 LOB: 1 BB: 0 P: 21	1B: 4 2B: 2 3B: 0 HR: 2	SF: 0 SAC: 0 DP: 2 HBP: 0	WP: 1 PB: 0 SB: 0 CS: 0	PA: 30							
PITCHER	IP	WLS	BF	H	R	ER	SO	BB	IBB	HBP	BLK	WP	HR	S	P	ERA	WHIP										
51 Jesse Litsch, R (1,1) ERA: 6.98	6.0	L	22	4	2	2	2	2	0	0	0	0	0	55	97	3.00	1.000										
57 Shawn Camp, R (7,1) ERA: 2.4	1.0		4	2	1	1	1	0	0	0	0	0	1	12	19	9.00	2.000										
37 Scott Downs, L (8,1) ERA: 3.03	1.0		4	1	0	0	2	0	0	0	0	0	0	13	21	0.00	1.000										

AB	32
R	1
H	6
RBI	1
BB	2
SO	8
LOB	12



AB	28
R	3
H	7
RBI	3
BB	2
SO	5
LOB	7



Batter	1	2	3	4	5	6	7	8	9	AB	R	H	RBI	BB	SO	LOB	TOP				
15 Fred Lewis, L OBP: 0.332, SLG: 0.442	G6-3		L4			G3		P5		4	0	0	0	0	0	1	Toronto Blue Jays @ Cleveland Indians Progressive Field, Cleveland, OH Thu Jul 01 2010, 12:06 PM - 2:29 PM EDT Att: 16,859 - Sunny - 67 F				
1 Dewayne Wise, L OBP: 0.167, SLG: 0.222	G5-3					G3-1		G6-3		4	0	1	0	0	0	0					
19 José Bautista, R OBP: 0.355, SLG: 0.528	K					F7			2B	4	1	1	0	0	1	2					
10 Vernon Wells, R OBP: 0.331, SLG: 0.557		G4-3			G6-3		K		F8	4	0	0	0	0	1	1					
26 Adam Lind, L OBP: 0.264, SLG: 0.344					F7		F9		FC6	4	0	1	0	0	0	1					
2 Aaron Hill, R OBP: 0.276, SLG: 0.363					K					4	0	2	1	0	1	1					
35 Lyle Overbay, L OBP: 0.319, SLG: 0.385										4	0	2	0	0	1	1					
8 José Molina, R OBP: 0.372, SLG: 0.357										4	0	1	0	0	1	5					
21 Nick Green, R OBP: 0.250, SLG: 0.143										3	0	0	0	0	0	1					
Inning Stats	R: 0 E: 0 K: 1 S: 9	H: 0 LOB: 0 BB: 0 P: 12	R: 0 E: 0 K: 1 S: 8	H: 1 LOB: 1 BB: 0 P: 15	R: 0 E: 0 K: 0 S: 8	H: 2 LOB: 2 BB: 0 P: 13	R: 0 E: 0 K: 1 S: 6	H: 0 LOB: 0 BB: 0 P: 10	R: 0 E: 0 K: 1 S: 8	H: 0 LOB: 0 BB: 0 P: 11	R: 0 E: 0 K: 0 S: 6	H: 2 LOB: 2 BB: 0 P: 17	R: 0 E: 0 K: 0 S: 8	H: 0 LOB: 0 BB: 0 P: 10	R: 1 E: 0 K: 0 S: 12	H: 3 LOB: 2 BB: 0 P: 15	1B: 5 2B: 3 3B: 0 HR: 0	SF: 0 SAC: 0 DP: 1 HBP: 0	WP: 0 PB: 0 SB: 0 CS: 0	PA: 35	
PITCHER	IP	WLS	BF	H	R	ER	SO	BB	IBB	HBP	BLK	WP	HR	S	P	ERA	WHIP				
63 Justin Masterson, R ERA: 4.85	8.1	W	34	8	1	1	5	0	0	0	0	0	0	72	109	1.08	0.960				
56 Frank Herrmann, R ERA: 2.13	0.2	S	1	0	0	0	0	0	0	0	0	0	0	4	5	0.00	0.000				

Batter	1	2	3	4	5	6	7	8	9	AB	R	H	RBI	BB	SO	LOB	BOTTOM				
4 Trevor Crowe, S OBP: 0.307, SLG: 0.343	P6		F7							5	0	3	1	0	0	0	Toronto Blue Jays @ Cleveland Indians Progressive Field, Cleveland, OH Thu Jul 01 2010, 12:06 PM - 2:29 PM EDT Att: 16,859 - Sunny - 67 F				
17 Shin-Soo Choo, L OBP: 0.389, SLG: 0.473	K									4	1	0	0	1	3	4					
41 Carlos Santana, S OBP: 0.461, SLG: 0.683	K									2	1	0	0	2	1	2					
48 Travis Hafner, L OBP: 0.357, SLG: 0.417										4	0	0	0	0	3	3					
7 Matt LaPorta, R OBP: 0.300, SLG: 0.353										4	1	1	3	0	2	1					
47 Shelley Duncan, R OBP: 0.359, SLG: 0.518										1	1	1	1	2	0	0					
12 Jayson Nix, R OBP: 0.267, SLG: 0.269										4	0	0	0	0	1	5					
25 Andy Marte, R OBP: 0.308, SLG: 0.341										4	1	1	0	0	1	0					
16 Jason Donald, R OBP: 0.299, SLG: 0.421										4	1	2	0	0	0	0					
Inning Stats	R: 0 E: 0 K: 2 S: 8	H: 0 LOB: 0 BB: 0 P: 10	R: 0 E: 0 K: 1 S: 10	H: 0 LOB: 1 BB: 1 P: 18	R: 0 E: 0 K: 1 S: 7	H: 0 LOB: 0 BB: 0 P: 11	R: 6 E: 1 K: 3 S: 26	H: 5 LOB: 1 BB: 2 P: 40	R: 0 E: 0 K: 1 S: 6	H: 0 LOB: 2 BB: 2 P: 16	R: 0 E: 0 K: 1 S: 12	H: 2 LOB: 2 BB: 0 P: 19	R: 0 E: 0 K: 2 S: 10	H: 0 LOB: 1 BB: 0 P: 16	R: 0 E: 0 K: 0 S: 9	H: 1 LOB: 1 BB: 0 P: 14	1B: 6 2B: 0 3B: 0 HR: 2	SF: 0 SAC: 0 DP: 1 HBP: 1	WP: 2 PB: 0 SB: 0 CS: 0	PA: 38	
PITCHER	IP	WLS	BF	H	R	ER	SO	BB	IBB	HBP	BLK	WP	HR	S	P	ERA	WHIP				
28 Shaun Marcum, R ERA: 3.44	4.0	L	20	5	6	5	7	3	0	0	0	0	0	51	79	11.25	2.000				
56 Brian Tallet, L ERA: 5.7	2.0		10	2	0	0	2	2	0	0	0	0	0	18	35	0.00	2.000				
44 Casey Janssen, R ERA: 4.58	2.0		8	1	0	0	2	0	0	1	0	0	0	19	30	0.00	0.500				

AB 35
R 1
H 8
RBI 1
BB 0
SO 5
LOB 13



AB 32
R 6
H 8
RBI 5
BB 5
SO 11
LOB 15




Batter	1	2	3	4	5	6	7	8	9	10	11	AB	R	H	RBI	BB	SO	LOB	TOP	
15 Fred Lewis, L OBP: 0.336, SLG: 0.437	F7		BB		HBP		P6		FC6-4		IBB	3	1	0	0	2	0	2		
11 Alex Gonzalez, R OBP: 0.304, SLG: 0.465	K		BB		L6-3			F7	K		1B	5	1	1	1	1	2	2		
19 José Bautista, R OBP: 0.357, SLG: 0.524	1B		F8				10 WP			L8	K	4	1	1	0	2	1	5		
10 Vernon Wells, R OBP: 0.328, SLG: 0.548	K		G3				BB	F9		G4-3	BB	5	1	0	1	1	2	5		
26 Adam Lind, L OBP: 0.284, SLG: 0.342	K		F8								BB	4	0	1	0	0	2	3		
1 Dewayne Wise, L OBP: 0.250, SLG: 0.368					F8						BB	1	0	1	3	1	0	0		
2 Aaron Hill, R OBP: 0.280, SLG: 0.360	P3				P2		F7			L7		5	0	1	1	0	0	2		
35 Lyle Overbay, L OBP: 0.320, SLG: 0.384	1B		F8					G4-3	FC6-4		1B	6	1	2	0	0	0	4		
14 John Buck, R OBP: 0.303, SLG: 0.509	1B				F9						1B	5	0	2	0	0	0	0		
21 Nick Green, R OBP: 0.250, SLG: 0.143	1B							G5-3	G5-3		1B	0	1	0	0	0	0	0		
8 José Molina, R OBP: 0.372, SLG: 0.357	1B										1B	0	0	0	0	0	0	0		
5 Jarrett Hoffpauir, R OBP: 0.261, SLG: 0.229	K2-3				P4						SH5-4	4	0	2	0	0	1	2		
Inning Stats	R: 0 E: 0 K: 2 S: 11	H: 1 LOB: 1 BB: 0 P: 13	R: 0 E: 0 K: 2 S: 15	H: 2 LOB: 2 BB: 0 P: 22	R: 0 E: 0 K: 0 S: 10	H: 0 LOB: 2 BB: 2 P: 22	R: 0 E: 0 K: 0 S: 7	H: 0 LOB: 0 BB: 0 P: 9	R: 0 E: 0 K: 0 S: 5	H: 0 LOB: 1 BB: 1 P: 21	R: 0 E: 0 K: 1 S: 13	H: 1 LOB: 2 BB: 0 P: 21	R: 0 E: 0 K: 0 S: 11	H: 0 LOB: 1 BB: 1 P: 17	R: 5 E: 0 K: 1 S: 21	H: 4 LOB: 2 BB: 2 P: 39	1B: 10 2B: 1 3B: 1 HR: 0	SF: 0 SAC: 1 DP: 1 HBP: 2	WP: 2 PB: 1 SB: 2 CS: 0	PA: 52
PITCHER	IP 6.2	WLS 27	BF 27	H 4	R 0	ER 0	SO 6	BB 3	IBB 0	HBP 1	BLK 0	WP 2	HR 0	S 68	P 106	ERA 0.00	WHIP 1.050			
34 A.J. Burnett, R ERA: 4.9																				
43 Damaso Marte, L ERA: 4.0																				
62 Joba Chamberlain, R ERA: 5.4																				
42 Mariano Rivera, R ERA: 0.86																				
30 David Robertson, R ERA: 6.15																				

Toronto Blue Jays @ New York Yankees
Yankee Stadium, Bronx, NY
Fri Jul 02 2010, 1:09 PM - 4:57 PM EDT
Att. 45,792 - Party Cloudy - 77 F

livebaseballscores.com

AB 42
R 6
H 11
RBI 6
BB 7
SO 8
LOB 25




Batter	1	2	3	4	5	6	7	8	9	10	11	AB	R	H	RBI	BB	SO	LOB	BOTTOM	
2 Derek Jeter, R OBP: 0.344, SLG: 0.408	BB		1B		G4-3		G4-3			G5-3		4	1	1	0	1	0	1		
33 Nick Swisher, S OBP: 0.369, SLG: 0.507	BB		BB				1B			K		3	0	1	0	2	2	0		
25 Mark Teixeira, S OBP: 0.345, SLG: 0.408	G3		BB				L3			G4-3		3	0	0	0	2	0	3		
13 Alex Rodriguez, R OBP: 0.352, SLG: 0.491	SF8		K		FC6-4				F8		F8	4	0	0	1	0	1	4		
24 Robinson Cano, L OBP: 0.398, SLG: 0.579	F8		K		F8				G4-3		G4-3	5	0	0	0	0	1	5		
20 Jorge Posada, S OBP: 0.371, SLG: 0.482	K		G4-3				1B		G3		K	5	0	1	0	0	2	3		
14 Curtis Granderson, L OBP: 0.310, SLG: 0.416	G3				P4		BB		G5-3			3	0	0	0	1	0	0		
17 Francisco Cervelli, R OBP: 0.349, SLG: 0.345	1B				1B		G5-4-3		G5-3			4	0	2	0	0	0	2		
11 Brett Gardner, L OBP: 0.393, SLG: 0.406	K				F8		P3		F7			4	0	0	0	0	1	3		
Inning Stats	R: 1 E: 0 K: 0 S: 11	H: 0 LOB: 1 BB: 2 P: 23	R: 0 E: 0 K: 2 S: 9	H: 1 LOB: 1 BB: 0 P: 10	R: 0 E: 0 K: 2 S: 9	H: 1 LOB: 3 BB: 2 P: 21	R: 0 E: 0 K: 0 S: 7	H: 1 LOB: 1 BB: 0 P: 10	R: 0 E: 0 K: 0 S: 5	H: 0 LOB: 0 BB: 0 P: 9	R: 0 E: 0 K: 1 S: 8	H: 0 LOB: 0 BB: 1 P: 11	R: 0 E: 0 K: 1 S: 8	H: 0 LOB: 0 BB: 0 P: 14	R: 0 E: 0 K: 1 S: 9	H: 0 LOB: 0 BB: 0 P: 13	1B: 5 2B: 1 3B: 0 HR: 0	SF: 1 SAC: 0 DP: 2 HBP: 0	WP: 1 PB: 0 SB: 2 CS: 0	PA: 42
PITCHER	IP 6.0	WLS 1.1	BF 4	H 1	R 0	ER 0	SO 5	BB 0	IBB 0	HBP 0	BLK 0	WP 1	HR 0	S 54	P 96	ERA 1.50	WHIP 1.667			
27 Brett Cecil, L ERA: 4.15																				
57 Shawn Camp, R ERA: 2.32																				
37 Scott Downs, L ERA: 2.88																				
54 Jason Frasor, R ERA: 4.94																				
63 Kevin Gregg, R ERA: 4.06																				

Toronto Blue Jays @ New York Yankees
Yankee Stadium, Bronx, NY
Fri Jul 02 2010, 1:09 PM - 4:57 PM EDT
Att. 45,792 - Party Cloudy - 77 F

livebaseballscores.com

AB 35
R 1
H 5
RBI 1
BB 6
SO 7
LOB 21



Batter	1	2	3	4	5	6	7	8	9	AB	R	H	RBI	BB	SO	LOB	TOP					
2 Denard Span, L OBP: 0.348, SLG: 0.378	G3-1		F8		G3												4 0 1 2 1 0 1					
1 Orlando Hudson, S OBP: 0.342, SLG: 0.367	G3				G4-3												4 0 0 0 1 0 5					
7 Joe Mauer, L OBP: 0.377, SLG: 0.440	G3		FC3-6														4 1 1 1 1 0 1					
33 Justin Morneau, L OBP: 0.336, SLG: 0.620																	4 2 1 1 1 1 3					
16 Jason Kubel, L OBP: 0.348, SLG: 0.450																	5 2 2 1 0 0 0					
27 J.J. Hardy, R OBP: 0.265, SLG: 0.336																	0 0 0 0 0 0 0					
5 Michael Cuddyer, R OBP: 0.328, SLG: 0.411																	4 1 1 0 1 0 2					
25 Jim Thome, L OBP: 0.385, SLG: 0.586																	5 0 1 1 0 1 2					
21 Delmon Young, R OBP: 0.342, SLG: 0.498																	3 1 3 1 1 0 0					
8 Nick Punto, S OBP: 0.326, SLG: 0.317																	3 0 0 0 0 0 5					
Inning Stats	R: 0 E: 0 K: 0 S: 8	H: 0 LOB: 0 BB: 0 P: 11	R: 2 E: 0 K: 0 S: 9	H: 2 LOB: 1 BB: 1 P: 18	R: 0 E: 0 K: 0 S: 9	H: 0 LOB: 1 BB: 1 P: 14	R: 0 E: 0 K: 0 S: 4	H: 0 LOB: 0 BB: 0 P: 7	R: 0 E: 0 K: 0 S: 8	H: 1 LOB: 1 BB: 0 P: 12	R: 3 E: 0 K: 0 S: 13	H: 4 LOB: 3 BB: 2 P: 27	R: 1 E: 0 K: 0 S: 10	H: 1 LOB: 1 BB: 1 P: 16	R: 1 E: 1 K: 1 S: 10	H: 2 LOB: 2 BB: 1 P: 18	R: 0 E: 0 K: 1 S: 12	H: 0 LOB: 0 BB: 0 P: 17	1B: 5 2B: 2 3B: 0 HR: 3	SF: 0 SAC: 1 DP: 0 HBP: 0	WP: 0 PB: 0 SB: 0 CS: 0	PA: 43
PITCHER	IP WLS BF H R ER SO BB IBB HBP BLK WP HR S P ERA WHIP																					
51 Jesse Litsch, R ERA: 7.3	5.1	B	25	7	5	5	0	2	0	0	0	0	0	0	2	46	76	8.44	1.688			
56 Brian Tallet, L ERA: 5.89	1.2	B	9	1	1	1	0	2	1	0	0	0	0	1	15	29	5.40	1.800				
54 Jason Frasor, R ERA: 5.01	0.1	L	2	1	1	1	0	0	0	0	0	0	0	0	3	4	27.00	3.000				
37 Scott Downs, L ERA: 2.75	0.2		4	1	0	0	1	1	0	0	0	0	0	7	14	0.00	3.000					
63 Kevin Gregg, R ERA: 3.94	1.0		3	0	0	0	1	0	0	0	0	0	0	0	12	17	0.00	0.000				
Inning Stats	R: 0 E: 0 K: 1 S: 7	H: 0 LOB: 0 BB: 0 P: 7	R: 0 E: 0 K: 0 S: 4	H: 0 LOB: 0 BB: 0 P: 8	R: 1 E: 0 K: 0 S: 9	H: 2 LOB: 1 BB: 0 P: 12	R: 0 E: 0 K: 0 S: 8	H: 1 LOB: 1 BB: 0 P: 12	R: 4 E: 0 K: 0 S: 20	H: 4 LOB: 0 BB: 0 P: 29	R: 0 E: 0 K: 1 S: 6	H: 0 LOB: 0 BB: 0 P: 7	R: 1 E: 0 K: 1 S: 11	H: 1 LOB: 0 BB: 0 P: 12	R: 0 E: 0 K: 1 S: 7	H: 0 LOB: 0 BB: 0 P: 7	R: 0 E: 0 K: 1 S: 14	H: 1 LOB: 1 BB: 0 P: 18	1B: 3 2B: 3 3B: 0 HR: 3	SF: 0 SAC: 0 DP: 0 HBP: 0	WP: 0 PB: 0 SB: 1 CS: 0	PA: 36
PITCHER	IP WLS BF H R ER SO BB IBB HBP BLK WP HR S P ERA WHIP																					
48 Carl Pavano, R ERA: 3.58	6.1		27	6	6	6	2	0	0	0	0	0	0	0	9	10	0.00	0.000				
50 Jose Mijares, L ERA: 2.55	0.2	W	2	0	0	0	1	0	0	0	0	0	0	0	7	7	0.00	0.000				
28 Jesse Crain, R ERA: 4.05	1.0	H	3	0	0	0	1	0	0	0	0	0	0	0	14	18	0.00	1.000				
60 Jon Rauch, R ERA: 2.45	1.0	S	4	1	0	0	1	0	0	0	0	0	0	0	14	18	0.00	1.000				

Minnesota Twins @ Toronto Blue Jays
Rogers Centre, Toronto, ON
Tue Jul 06 2010, 7:10 PM - 9:44 PM EDT
Att: 15,072 - Partly Cloudy - 84 F

AB 36
R 7
H 10
RBI 7
BB 6
SO 2
LOB 19



Minnesota Twins @ Toronto Blue Jays
Rogers Centre, Toronto, ON
Tue Jul 06 2010, 7:10 PM - 9:44 PM EDT
Att: 15,072 - Partly Cloudy - 84 F

AB 36
R 6
H 9
RBI 6
BB 0
SO 5
LOB 6



Batter	1	2	3	4	5	6	7	8	9	AB	R	H	RBI	BB	SO	LOB	TOP								
2 Denard Span, L (1, 8) OBP: 0.350, SLG: 0.379	G5-3			1B	F9		1B			4	2	2	0	0	0	1	Minnesota Twins @ Toronto Blue Jays Rogers Centre, Toronto, ON Wed Jul 07 2010, 7:09 PM - 10:02 PM EDT Att: 14,886 - Roof Closed - 68 F								
1 Orlando Hudson, S (1, 4) OBP: 0.348, SLG: 0.391	1B			HR		K	3B			4	1	3	3	0	1	0									
7 Joe Mauer, L (1, 2) OBP: 0.375, SLG: 0.437	K			K		1B	F8			4	1	1	0	0	2	2									
33 Justin Morneau, L (1, 3) OBP: 0.437, SLG: 0.618				G4-3						4	0	2	0	0	1	0									
18 Jason Repko, R (8, 9) OBP: 0.400, SLG: 0.490										0	0	0	0	0	0	0									
5 Michael Cuddyer, R (1, 9) OBP: 0.327, SLG: 0.407										3	0	0	0	1	2	1									
16 Jason Kubel, L (1, 10) OBP: 0.343, SLG: 0.444										3	0	0	1	0	1	1									
21 Delmon Young, R (1, 7) OBP: 0.340, SLG: 0.506										4	1	1	1	0	0	2									
22 Danny Valencia, R (1, 5) OBP: 0.386, SLG: 0.346										4	0	1	0	0	0	0									
27 J.J. Hardy, R (1, 6) OBP: 0.266, SLG: 0.336										3	0	1	0	0	0	1									
25 Jim Thome, L (9, PH) OBP: 0.393, SLG: 0.582										1	0	0	0	0	0	0									
Inning Stats	R: 0 E: 0 K: 1 S: 6	H: 1 LOB: 1 BB: 0 P: 10	R: 0 E: 0 K: 3 S: 13	H: 0 LOB: 0 BB: 0 P: 19	R: 0 E: 0 K: 0 S: 8	H: 1 LOB: 0 BB: 0 P: 13	R: 2 E: 0 K: 2 S: 16	H: 2 LOB: 0 BB: 0 P: 22	R: 1 E: 0 K: 1 S: 15	H: 2 LOB: 1 BB: 0 P: 12	R: 1 E: 0 K: 1 S: 15	H: 2 LOB: 2 BB: 1 P: 28	R: 1 E: 0 K: 0 S: 13	H: 2 LOB: 1 BB: 0 P: 17	R: 0 E: 0 K: 0 S: 9	H: 1 LOB: 0 BB: 0 P: 14	R: 0 E: 0 K: 0 S: 7	H: 0 LOB: 0 BB: 0 P: 13	1B: 8 2B: 1 3B: 1 HR: 2	SF: 1 SAC: 0 DP: 3 HBP: 0	WP: 0 PB: 0 SB: 0 CS: 1	PA: 36			
PITCHER	IP WLS BF ERA WHIP	WLS BF ERA WHIP	H R ER SO BB IBB HBP BLK	H R ER SO BB IBB HBP BLK	H R ER SO BB IBB HBP BLK	WP HR S P ERA WHIP	WP HR S P ERA WHIP	IP WLS BF ERA WHIP	IP WLS BF ERA WHIP	H R ER SO BB IBB HBP BLK	H R ER SO BB IBB HBP BLK	WP HR S P ERA WHIP	WP HR S P ERA WHIP	IP WLS BF ERA WHIP	IP WLS BF ERA WHIP	H R ER SO BB IBB HBP BLK	H R ER SO BB IBB HBP BLK	WP HR S P ERA WHIP	WP HR S P ERA WHIP	IP WLS BF ERA WHIP	IP WLS BF ERA WHIP	H R ER SO BB IBB HBP BLK	H R ER SO BB IBB HBP BLK	WP HR S P ERA WHIP	WP HR S P ERA WHIP
34 Marc Rzepczynski, L (1, 1) ERA: 6.35	5.2 24 2 4 7	2 4 1 1 0	0 0 0 0 0	0 0 0 0 0	0 0 0 0 0	0 2 63 99	6.35 1.588	57 Shawn Camp, R (6, 1) ERA: 2.62	1.0 5 2 1 1 0	1 1 0 0 0	0 0 0 0 0	0 0 13 17	9.00 2.000	37 Scott Downs, L (7, 1) ERA: 2.65	1.1 W 4 1 0 0	0 0 0 0 0	0 0 0 0 0	0 0 12 19	0.00 0.750	63 Kevin Gregg, R (9, 1) ERA: 3.82	1.0 S 3 0 0 0	0 0 0 0 0	0 0 0 0 0	0 0 7 13	0.00 0.000
Batter	1	2	3	4	5	6	7	8	9	AB	R	H	RBI	BB	SO	LOB	BOTTOM								
15 Fred Lewis, L (1, 7) OBP: 0.334, SLG: 0.439	F7				P5		3B			4	1	1	0	0	0	1	Minnesota Twins @ Toronto Blue Jays Rogers Centre, Toronto, ON Wed Jul 07 2010, 7:09 PM - 10:02 PM EDT Att: 14,886 - Roof Closed - 68 F								
11 Alex Gonzalez, R (1, 6) OBP: 0.294, SLG: 0.486	HR			K		K	SF8			3	1	1	2	0	2	1									
19 José Bautista, R (1, 9) OBP: 0.363, SLG: 0.538	10 G5-4-3			1B	IHR		10 2B			2	2	2	2	2	0	0									
10 Vernon Wells, R (1, 8) OBP: 0.326, SLG: 0.542	G5-4-3			L9	G4-1		2B			4	0	1	1	0	0	2									
26 Adam Lind, L (1, 10) OBP: 0.265, SLG: 0.348				G3-1		K	G4-3			4	0	1	0	0	1	1									
14 John Buck, R (1, 2) OBP: 0.303, SLG: 0.502						F8				4	1	1	0	0	0	1									
35 Lyle Overbay, L (1, 3) OBP: 0.325, SLG: 0.411					F7					4	0	2	0	0	1	1									
12 Edwin Encarnación, R (1, 5) OBP: 0.299, SLG: 0.478					K					4	0	1	1	0	1	3									
6 John McDonald, R (1, 4) OBP: 0.246, SLG: 0.381					P5					3	1	1	0	0	0	2									
Inning Stats	R: 1 E: 0 K: 0 S: 7	H: 1 LOB: 1 BB: 1 P: 12	R: 0 E: 0 K: 1 S: 15	H: 2 LOB: 2 BB: 0 P: 21	R: 0 E: 0 K: 1 S: 11	H: 1 LOB: 1 BB: 0 P: 14	R: 1 E: 0 K: 0 S: 7	H: 2 LOB: 1 BB: 0 P: 12	R: 2 E: 0 K: 1 S: 11	H: 2 LOB: 0 BB: 0 P: 14	R: 0 E: 0 K: 1 S: 12	H: 1 LOB: 1 BB: 0 P: 19	R: 2 E: 0 K: 0 S: 14	H: 2 LOB: 1 BB: 1 P: 21	R: 0 E: 0 K: 1 S: 7	H: 0 LOB: 0 BB: 0 P: 12		R: 0 E: 0 K: 1 S: 7	H: 0 LOB: 0 BB: 0 P: 12	1B: 5 2B: 3 3B: 1 HR: 2	SF: 1 SAC: 0 DP: 1 HBP: 0	WP: 0 PB: 0 SB: 0 CS: 0	PA: 35		
PITCHER	IP WLS BF ERA WHIP	IP WLS BF ERA WHIP	H R ER SO BB IBB HBP BLK	H R ER SO BB IBB HBP BLK	H R ER SO BB IBB HBP BLK	WP HR S P ERA WHIP	WP HR S P ERA WHIP	IP WLS BF ERA WHIP	IP WLS BF ERA WHIP	H R ER SO BB IBB HBP BLK	H R ER SO BB IBB HBP BLK	WP HR S P ERA WHIP	WP HR S P ERA WHIP	IP WLS BF ERA WHIP	IP WLS BF ERA WHIP	H R ER SO BB IBB HBP BLK	H R ER SO BB IBB HBP BLK	WP HR S P ERA WHIP	WP HR S P ERA WHIP	IP WLS BF ERA WHIP	IP WLS BF ERA WHIP	H R ER SO BB IBB HBP BLK	H R ER SO BB IBB HBP BLK	WP HR S P ERA WHIP	WP HR S P ERA WHIP
59 Kevin Slowey, R (1, 1) ERA: 4.74	6.1 L 3 1	1 1 1 0	1 0 0 0	1 0 0 0	1 0 0 0	0 0 9 13	27.00 6.000	54 Matt Guerrier, R (7, 1) ERA: 3.03	1.1 4 0 0	0 0 0 1	0 0 0 0	0 0 8 14	0.00 0.000	52 Brian Duensing, L (7, 1) ERA: 1.69	1.1 4 0 0	0 0 0 1	0 0 0 0	0 0 8 14	0.00 0.000						

Batter	1	2	3	4	5	6	7	8	9	AB	R	H	RBI	BB	SO	LOB	TOP				
18 Jason Repko, R OBP: 0.333, SLG: 0.333	L5		G6-3			G6-4-3 1B		F8		4	0	1	0	0	0	1					
1 Orlando Hudson, S OBP: 0.343, SLG: 0.385	G5-3			K		G6-4-3 1-2		F9		4	0	0	0	0	1	1					
7 Joe Mauer, L OBP: 0.371, SLG: 0.431	G4-3			G4-3		L7		K		4	0	0	0	0	1	0					
5 Michael Cuddyer, R OBP: 0.327, SLG: 0.415		F7			HR	G5-3		L7		4	1	1	1	0	0	0					
21 Delmon Young, R OBP: 0.340, SLG: 0.507		F8		F8						3	0	1	0	0	0	0					
16 Jason Kubel, L OBP: 0.340, SLG: 0.439		F8				G3		K		3	0	0	0	0	1	1					
22 Danny Valencia, R OBP: 0.383, SLG: 0.333			F8			G1-3				2	0	0	0	1	0	1					
27 J.J. Hardy, R OBP: 0.273, SLG: 0.349			G3			FC4 2B		FC4 1B		3	0	2	0	0	0	1					
41 Drew Butera, R OBP: 0.200, SLG: 0.250			G3			FC6-4		G6-4-3		3	0	0	0	0	0	3					
Inning Stats	R: 0 E: 0 K: 0 S: 8	H: 0 LOB: 0 BB: 0 P: 12	R: 0 E: 0 K: 0 S: 5	H: 0 LOB: 0 BB: 0 P: 6	R: 0 E: 0 K: 0 S: 11	H: 1 LOB: 1 BB: 0 P: 20	R: 1 E: 0 K: 1 S: 10	H: 1 LOB: 0 BB: 0 P: 15	R: 0 E: 0 K: 0 S: 10	H: 1 LOB: 1 BB: 1 P: 17	R: 0 E: 0 K: 1 S: 6	H: 1 LOB: 1 BB: 0 P: 10	R: 0 E: 0 K: 0 S: 12	H: 1 LOB: 0 BB: 0 P: 20	R: 0 E: 0 K: 1 S: 13	H: 0 LOB: 0 BB: 0 P: 17	1B: 2 2B: 2 3B: 0 HR: 1	SF: 0 SAC: 0 DP: 2 HBP: 0	WP: 0 PB: 0 SB: 0 CS: 0	PA: 31	
PITCHER	IP	WLS	BF	H	R	ER	SO	BB	IBB	HBP	BLK	WP	HR	S	P	ERA	WHIP				
27 Brett Cecil, L ERA: 3.97	7.0	W	25	4	1	1	2	1	0	0	0	0	1	56	89	1.29	0.714				
44 Casey Janssen, R ERA: 4.23	1.0		3	1	0	0	0	0	0	0	0	0	0	12	20	0.00	1.000				
25 David Purcey, L ERA: 2.63	1.0		3	0	0	0	1	0	0	0	0	0	0	13	17	0.00	0.000				

Minnesota Twins @ Toronto Blue Jays
Rogers Centre, Toronto, ON
Thu Jul 08 2010, 7:11 PM - 9:24 PM EDT
Att: 15,601 - Clear - 88 F

AB 30
R 1
H 5
RBI 1
BB 1
SO 3
LOB 8



Batter	1	2	3	4	5	6	7	8	9	AB	R	H	RBI	BB	SO	LOB	BOTTOM				
15 Fred Lewis, L OBP: 0.333, SLG: 0.448	HR		K		G4-3		P5			4	1	1	1	0	1	3					
11 Alex Gonzalez, R OBP: 0.294, SLG: 0.486	G5-3				L6		L7			4	0	1	3	0	0	0					
19 José Bautista, R OBP: 0.362, SLG: 0.544	G6-3		G5-3					HR		4	1	1	1	0	0	1					
1 Dewayne Wise, L OBP: 0.267, SLG: 0.552					F8					0	0	0	0	0	0	0					
10 Vernon Wells, R OBP: 0.326, SLG: 0.538	G4-3		K					K		4	0	1	0	0	2	0					
26 Adam Lind, L OBP: 0.265, SLG: 0.357		HR	K					K		4	1	1	1	0	3	1					
2 Aaron Hill, R OBP: 0.276, SLG: 0.353			L9					F8		4	1	1	0	0	0	1					
35 Lyle Overbay, L OBP: 0.325, SLG: 0.421	F7				L8			HR		3	1	1	1	0	0	1					
12 Edwin Encarnación, R OBP: 0.300, SLG: 0.475		HR			G6-3			K		3	1	1	0	0	1	0					
8 José Molina, R OBP: 0.360, SLG: 0.385					G6-3			HR		3	2	2	1	0	0	0					
Inning Stats	R: 1 E: 0 K: 0 S: 8	H: 1 LOB: 0 BB: 0 P: 10	R: 4 E: 0 K: 1 S: 24	H: 5 LOB: 1 BB: 0 P: 30	R: 0 E: 0 K: 2 S: 8	H: 0 LOB: 0 BB: 0 P: 13	R: 0 E: 0 K: 0 S: 7	H: 0 LOB: 0 BB: 0 P: 13	R: 0 E: 0 K: 1 S: 8	H: 1 LOB: 0 BB: 0 P: 12	R: 2 E: 0 K: 1 S: 10	H: 2 LOB: 0 BB: 0 P: 14	R: 1 E: 0 K: 2 S: 12	H: 1 LOB: 0 BB: 0 P: 17	R: 0 E: 0 K: 2 S: 13	H: 0 LOB: 0 BB: 0 P: 17	1B: 4 2B: 1 3B: 0 HR: 5	SF: 0 SAC: 0 DP: 0 HBP: 0	WP: 0 PB: 0 SB: 0 CS: 1	PA: 33	
PITCHER	IP	WLS	BF	H	R	ER	SO	BB	IBB	HBP	BLK	WP	HR	S	P	ERA	WHIP				
30 Scott Baker, R ERA: 4.87	6.0	L	24	7	5	5	4	0	0	0	0	0	2	63	91	7.50	1.167				
31 Alex Burnett, R ERA: 3.93	1.0		5	2	2	2	1	0	0	0	0	0	2	10	14	18.00	2.000				
32 Ron Mahay, L ERA: 3.96	1.0		4	1	1	1	2	0	0	0	0	0	1	12	17	9.00	1.000				

Minnesota Twins @ Toronto Blue Jays
Rogers Centre, Toronto, ON
Thu Jul 08 2010, 7:11 PM - 9:24 PM EDT
Att: 15,601 - Clear - 88 F

AB 33
R 8
H 10
RBI 8
BB 0
SO 7
LOB 7



Batter	1	2	3	4	5	6	7	8	9	AB	R	H	RBI	BB	SO	LOB	TOP	
10 Marco Scutaro, R OBP: 0.349, SLG: 0.377	E5 60 FC5-4	60 2B	1B	1-3 2-H	1B	G5-3		HBP		4	1	2	1	0	0	0	Boston Red Sox @ Toronto Blue Jays Rogers Centre, Toronto, ON Sat Jul 10 2010, 1:09 PM - 4:38 PM EDT Att: 35,037 - Sunny - 79 F	
60 Daniel Nava, S OBP: 0.384, SLG: 0.506	FC5-4 20 1B 7 BB	34 2B	F8			34 L8		K		5	2	2	2	0	1	4		
34 David Ortiz, L OBP: 0.382, SLG: 0.552	7 BB	20 1B				L8		K		4	0	2	1	1	1	2		
20 Kevin Youkilis, R OBP: 0.408, SLG: 0.579	7 BB		K			K		F8		4	0	1	0	0	2	2		
29 Adrián Beltré, R OBP: 0.372, SLG: 0.540	F7	P5				G5-3		P4		5	0	0	0	0	0	6		
7 J.D. Drew, L OBP: 0.341, SLG: 0.484			G4-3			22 S		K		4	0	2	1	1	1	0		
23 Mike Cameron, R OBP: 0.341, SLG: 0.417						22 1B		G1-3		3	1	0	0	0	3	4		
36 Kevin Cash, R OBP: 0.259, SLG: 0.274			10 1B					K		1	0	0	0	0	0	1		
22 Bill Hall, R OBP: 0.333, SLG: 0.428			10 1B					F9		4	0	1	0	0	2	2		
44 Gustavo Molina, R OBP: 0.143, SLG: 0.143										3	1	1	0	0	1	3		
3 Eric Patterson, L OBP: 0.270, SLG: 0.453										1	0	0	0	0	1	1		
54 Darnell McDonald, R OBP: 0.332, SLG: 0.399			60 2B							0	0	0	0	0	0	0		
Inning Stats	R: 1 E: 0 K: 1 S: 15	H: 1 LOB: 2 BB: 2 P: 31	R: 3 E: 0 K: 2 S: 24	H: 4 LOB: 1 BB: 0 P: 31	R: 1 E: 0 K: 0 S: 17	H: 2 LOB: 2 BB: 0 P: 25	R: 0 E: 0 K: 1 S: 10	H: 1 LOB: 0 BB: 0 P: 15	R: 0 E: 0 K: 3 S: 15	H: 1 LOB: 2 BB: 0 P: 22	R: 0 E: 0 K: 0 S: 15	H: 0 LOB: 1 BB: 0 P: 19	R: 0 E: 0 K: 2 S: 10	H: 1 LOB: 1 BB: 0 P: 10	1B: 7 2B: 4 3B: 0 HR: 0	SF: 0 SAC: 0 DP: 0 HBP: 4	WP: 0 PB: 0 SB: 2 CS: 0	PA: 44
PITCHER	IP WLS BF H R ER SO BB IBB HBP BLK WP HR S P ERA WHIP	IP WLS BF H R ER SO BB IBB HBP BLK WP HR S P ERA WHIP	IP WLS BF H R ER SO BB IBB HBP BLK WP HR S P ERA WHIP	IP WLS BF H R ER SO BB IBB HBP BLK WP HR S P ERA WHIP	IP WLS BF H R ER SO BB IBB HBP BLK WP HR S P ERA WHIP	IP WLS BF H R ER SO BB IBB HBP BLK WP HR S P ERA WHIP	IP WLS BF H R ER SO BB IBB HBP BLK WP HR S P ERA WHIP	IP WLS BF H R ER SO BB IBB HBP BLK WP HR S P ERA WHIP	IP WLS BF H R ER SO BB IBB HBP BLK WP HR S P ERA WHIP	IP WLS BF H R ER SO BB IBB HBP BLK WP HR S P ERA WHIP	IP WLS BF H R ER SO BB IBB HBP BLK WP HR S P ERA WHIP	IP WLS BF H R ER SO BB IBB HBP BLK WP HR S P ERA WHIP	IP WLS BF H R ER SO BB IBB HBP BLK WP HR S P ERA WHIP	IP WLS BF H R ER SO BB IBB HBP BLK WP HR S P ERA WHIP	IP WLS BF H R ER SO BB IBB HBP BLK WP HR S P ERA WHIP	IP WLS BF H R ER SO BB IBB HBP BLK WP HR S P ERA WHIP		

AB	38
R	5
H	11
RBI	5
BB	2
SO	12
LOB	25



Batter	1	2	3	4	5	6	7	8	9	AB	R	H	RBI	BB	SO	LOB	BOTTOM	
15 Fred Lewis, L OBP: 0.339, SLG: 0.451	11 2B	11 S		11 HR	2B	G5-3		G5-3		3	2	2	2	2	0	0	Boston Red Sox @ Toronto Blue Jays Rogers Centre, Toronto, ON Sat Jul 10 2010, 1:09 PM - 4:38 PM EDT Att: 35,037 - Sunny - 79 F	
11 Alex Gonzalez, R OBP: 0.294, SLG: 0.494	10 BB	26 1B	K	HR	P3			F7		5	2	2	3	0	1	2		
19 José Bautista, R OBP: 0.365, SLG: 0.550	26 1B	10 BB	P3			G1-3		G5-3		4	2	1	1	1	0	1		
10 Vernon Wells, R OBP: 0.323, SLG: 0.531	2 FC5	26 1B	F8			F9		P3		4	0	0	0	1	0	1		
26 Adam Lind, L OBP: 0.271, SLG: 0.371	35 1B	2 FC5		L8				HR		4	1	3	2	0	0	0		
2 Aaron Hill, R OBP: 0.272, SLG: 0.350	FC5	35 1B	FC6-4			8 WP		F9		4	1	1	1	0	0	3		
35 Lyle Overbay, L OBP: 0.329, SLG: 0.419			G4-1			15 2B		G4-3		3	1	1	0	1	0	1		
12 Edwin Encarnación, R OBP: 0.298, SLG: 0.459	F3							K		3	0	1	0	1	1	5		
8 José Molina, R OBP: 0.351, SLG: 0.400	F8		F9			L5		G5-3		4	0	0	0	0	0	7		
Inning Stats	R: 3 E: 0 K: 0 S: 13	H: 4 LOB: 3 BB: 2 P: 28	R: 0 E: 0 K: 1 S: 11	H: 0 LOB: 1 BB: 1 P: 21	R: 0 E: 0 K: 0 S: 9	H: 1 LOB: 2 BB: 1 P: 17	R: 2 E: 0 K: 0 S: 12	H: 1 LOB: 0 BB: 1 P: 18	R: 1 E: 0 K: 0 S: 9	H: 1 LOB: 0 BB: 0 P: 16	R: 0 E: 0 K: 0 S: 6	H: 1 LOB: 0 BB: 0 P: 7	R: 1 E: 0 K: 0 S: 5	H: 1 LOB: 0 BB: 0 P: 9	1B: 4 2B: 4 3B: 0 HR: 3	SF: 0 SAC: 0 DP: 0 HBP: 0		WP: 1 PB: 0 SB: 2 CS: 0
PITCHER	IP WLS BF H R ER SO BB IBB HBP BLK WP HR S P ERA WHIP	IP WLS BF H R ER SO BB IBB HBP BLK WP HR S P ERA WHIP	IP WLS BF H R ER SO BB IBB HBP BLK WP HR S P ERA WHIP	IP WLS BF H R ER SO BB IBB HBP BLK WP HR S P ERA WHIP	IP WLS BF H R ER SO BB IBB HBP BLK WP HR S P ERA WHIP	IP WLS BF H R ER SO BB IBB HBP BLK WP HR S P ERA WHIP	IP WLS BF H R ER SO BB IBB HBP BLK WP HR S P ERA WHIP	IP WLS BF H R ER SO BB IBB HBP BLK WP HR S P ERA WHIP	IP WLS BF H R ER SO BB IBB HBP BLK WP HR S P ERA WHIP	IP WLS BF H R ER SO BB IBB HBP BLK WP HR S P ERA WHIP	IP WLS BF H R ER SO BB IBB HBP BLK WP HR S P ERA WHIP	IP WLS BF H R ER SO BB IBB HBP BLK WP HR S P ERA WHIP	IP WLS BF H R ER SO BB IBB HBP BLK WP HR S P ERA WHIP	IP WLS BF H R ER SO BB IBB HBP BLK WP HR S P ERA WHIP	IP WLS BF H R ER SO BB IBB HBP BLK WP HR S P ERA WHIP	IP WLS BF H R ER SO BB IBB HBP BLK WP HR S P ERA WHIP		

AB	34
R	9
H	11
RBI	9
BB	6
SO	2
LOB	20



Batter	1	2	3	4	5	6	7	8	9	AB	R	H	RBI	BB	SO	LOB	TOP								
10 Marco Scutaro, R OBP: 0.348, SLG: 0.378										4	1	1	0	0	1	1	Boston Red Sox @ Toronto Blue Jays Rogers Centre, Toronto, ON Sun Jul 11 2010, 1:11 PM - 3:41 PM EDT Att: 26,062 - Partly Cloudy - 77 F								
54 Darrell McDonald, R OBP: 0.330, SLG: 0.411										4	1	1	2	0	0	1									
34 David Ortiz, L OBP: 0.384, SLG: 0.562										3	1	1	1	1	1	0									
20 Kevin Youkilis, R OBP: 0.406, SLG: 0.575										4	0	1	0	0	0	1									
29 Adrián Beltré, R OBP: 0.370, SLG: 0.537										2	0	0	0	0	0	0									
3 Eric Patterson, L OBP: 0.273, SLG: 0.450										1	0	0	0	1	0	0									
7 J.D. Drew, L OBP: 0.359, SLG: 0.477										4	0	0	0	0	0	2									
22 Bill Hall, R OBP: 0.332, SLG: 0.423										4	0	1	0	0	2	2									
60 Daniel Nava, S OBP: 0.371, SLG: 0.488										3	0	0	0	0	2	1									
36 Kevin Cash, R OBP: 0.262, SLG: 0.276										3	0	1	0	0	1	0									
Inning Stats	R: 0 E: 0 K: 1 S: 8	H: 0 LOB: 0 BB: 0 P: 15	R: 0 E: 0 K: 0 S: 5	H: 0 LOB: 0 BB: 0 P: 7	R: 0 E: 0 K: 0 S: 5	H: 0 LOB: 0 BB: 0 P: 9	R: 0 E: 0 K: 0 S: 12	H: 0 LOB: 1 BB: 1 P: 21	R: 0 E: 0 K: 1 S: 7	H: 0 LOB: 0 BB: 0 P: 9	R: 3 E: 0 K: 2 S: 15	H: 3 LOB: 0 BB: 0 P: 24	R: 0 E: 0 K: 1 S: 9	H: 1 LOB: 1 BB: 0 P: 14	R: 0 E: 0 K: 0 S: 8	H: 1 LOB: 2 BB: 1 P: 15	R: 0 E: 0 K: 2 S: 17	H: 1 LOB: 1 BB: 1 P: 29	1B: 3 2B: 1 3B: 0 HR: 2	SF: 0 SAC: 0 DP: 1 HBP: 0	WP: 0 PB: 0 SB: 0 CS: 0	PA: 34			
PITCHER	IP	WLS	BF	H	R	ER	SO	BB	IBB	HBP	BLK	WP	HR	S	P	ERA	WHIP								
51 Jesse Litsch, R ERA: 6.54	7.0	L	26	4	3	3	5	1	0	0	0	0	2	61	99	3.86	0.714								
44 Casey Janssen, R ERA: 4.1	1.0		3	1	0	0	0	0	0	0	0	0	0	8	15	0.00	1.000								
25 David Purcey, L ERA: 2.12	1.0		5	1	0	0	2	1	0	0	0	0	0	17	29	0.00	2.000								

Batter	1	2	3	4	5	6	7	8	9	AB	R	H	RBI	BB	SO	LOB	BOTTOM								
15 Fred Lewis, L OBP: 0.334, SLG: 0.444										4	0	0	0	0	1	3	Boston Red Sox @ Toronto Blue Jays Rogers Centre, Toronto, ON Sun Jul 11 2010, 1:11 PM - 3:41 PM EDT Att: 26,062 - Partly Cloudy - 77 F								
11 Alex Gonzalez, R OBP: 0.296, SLG: 0.497										4	0	2	0	0	2										
19 José Bautista, R OBP: 0.361, SLG: 0.543										4	0	0	0	0	1	4									
10 Vernon Wells, R OBP: 0.319, SLG: 0.524										4	0	0	0	0	1	2									
26 Adam Lind, L OBP: 0.271, SLG: 0.370										4	1	1	0	0	1	0									
2 Aaron Hill, R OBP: 0.272, SLG: 0.359										4	1	1	2	0	0	0									
35 Lyle Overbay, L ERA: 4.56										4	0	1	0	0	0	0									
1 Dewayne Wise, L OBP: 0.258, SLG: 0.533										0	0	0	0	0	0	0									
14 John Buck, R OBP: 0.306, SLG: 0.502										4	0	1	0	0	1	1									
12 Edwin Encarnación, R OBP: 0.304, SLG: 0.463										3	0	2	0	0	1	0									
Inning Stats	R: 0 E: 0 K: 0 S: 10	H: 1 LOB: 1 BB: 0 P: 15	R: 0 E: 0 K: 1 S: 6	H: 0 LOB: 0 BB: 0 P: 9	R: 0 E: 0 K: 2 S: 15	H: 2 LOB: 2 BB: 0 P: 21	R: 0 E: 0 K: 0 S: 8	H: 0 LOB: 0 BB: 0 P: 12	R: 0 E: 0 K: 0 S: 9	H: 0 LOB: 0 BB: 0 P: 13	R: 2 E: 0 K: 0 S: 7	H: 3 LOB: 1 BB: 0 P: 10	R: 0 E: 0 K: 1 S: 6	H: 0 LOB: 0 BB: 0 P: 8	R: 0 E: 0 K: 0 S: 5	H: 1 LOB: 1 BB: 0 P: 8	1B: 6 2B: 1 3B: 0 HR: 1	SF: 0 SAC: 0 DP: 0 HBP: 0	WP: 0 PB: 0 SB: 0 CS: 0	PA: 35					
PITCHER	IP	WLS	BF	H	R	ER	SO	BB	IBB	HBP	BLK	WP	HR	S	P	ERA	WHIP								
18 Daisuke Matsuzaka, R ERA: 4.56	6.0	W	24	6	2	2	5	0	0	0	0	0	1	62	88	3.00	1.000								
51 Daniel Bard, R ERA: 1.9	2.0	H	7	1	0	0	1	0	0	0	0	0	0	11	16	0.00	0.500								
58 Jonathan Papelbon, R ERA: 3.5	1.0	S	4	1	0	0	0	0	0	0	0	0	0	5	8	0.00	1.000								



Batter	1	2	3	4	5	6	7	8	9	AB	R	H	RBI	BB	SO	LOB	TOP					
15 Fred Lewis, L (1.7) OBP: 0.339, SLG: 0.449										4	2	2	0	1	0	2	Toronto Blue Jays @ Baltimore Orioles Oriole Park at Camden Yards, Baltimore, MD Fri Jul 16 2010, 7:08 PM - 9:51 PM EDT Att: 18,120 - Partly Cloudy - 94 F					
5 Yunel Escobar, R (1.6) OBP: 0.336, SLG: 0.283										4	0	1	0	1	0	1						
19 José Bautista, R (1.9) OBP: 0.356, SLG: 0.534										5	0	0	0	0	2	6						
10 Vernon Wells, R (1.8) OBP: 0.319, SLG: 0.523										3	0	1	1	0	0	3						
26 Adam Lind, L (1.10) OBP: 0.270, SLG: 0.368										4	0	1	1	0	0	2						
2 Aaron Hill, R (1.4) OBP: 0.276, SLG: 0.379										4	2	3	1	0	0	2						
35 Lyle Overbay, L (1.3) OBP: 0.331, SLG: 0.419										3	0	1	1	1	1	1						
14 John Buck, R (1.2) OBP: 0.305, SLG: 0.498										4	0	1	0	0	1	2						
12 Edwin Encarnación, R (1.5) OBP: 0.297, SLG: 0.451										4	0	0	0	0	0	3						
Inning Stats	R: 1 E: 0 K: 1 S: 10	H: 2 LOB: 1 BB: 0 P: 16	R: 1 E: 0 K: 1 S: 8	H: 1 LOB: 0 BB: 0 P: 14	R: 1 E: 0 K: 1 S: 15	H: 2 LOB: 2 BB: 1 P: 25	R: 0 E: 0 K: 0 S: 6	H: 1 LOB: 1 BB: 0 P: 13	R: 0 E: 0 K: 0 S: 10	H: 2 LOB: 1 BB: 0 P: 16	R: 0 E: 1 K: 0 S: 10	H: 0 LOB: 0 BB: 0 P: 13	R: 0 E: 0 K: 1 S: 10	H: 1 LOB: 1 BB: 0 P: 16	R: 0 E: 0 K: 0 S: 9	H: 0 LOB: 1 BB: 1 P: 17	1B: 6 2B: 3 3B: 0 HR: 1	SF: 1 SAC: 0 DP: 2 HBP: 0	WP: 0 PB: 1 SB: 0 CS: 0	PA: 39		
PITCHER	IP WLS BF H R ER SO BB IBB HBP BLK WP HR S P ERA WHIP	IP WLS BF H R ER SO BB IBB HBP BLK WP HR S P ERA WHIP	IP WLS BF H R ER SO BB IBB HBP BLK WP HR S P ERA WHIP	IP WLS BF H R ER SO BB IBB HBP BLK WP HR S P ERA WHIP	IP WLS BF H R ER SO BB IBB HBP BLK WP HR S P ERA WHIP	IP WLS BF H R ER SO BB IBB HBP BLK WP HR S P ERA WHIP	IP WLS BF H R ER SO BB IBB HBP BLK WP HR S P ERA WHIP	IP WLS BF H R ER SO BB IBB HBP BLK WP HR S P ERA WHIP	IP WLS BF H R ER SO BB IBB HBP BLK WP HR S P ERA WHIP	IP WLS BF H R ER SO BB IBB HBP BLK WP HR S P ERA WHIP	IP WLS BF H R ER SO BB IBB HBP BLK WP HR S P ERA WHIP	IP WLS BF H R ER SO BB IBB HBP BLK WP HR S P ERA WHIP	IP WLS BF H R ER SO BB IBB HBP BLK WP HR S P ERA WHIP	IP WLS BF H R ER SO BB IBB HBP BLK WP HR S P ERA WHIP	IP WLS BF H R ER SO BB IBB HBP BLK WP HR S P ERA WHIP	IP WLS BF H R ER SO BB IBB HBP BLK WP HR S P ERA WHIP	IP WLS BF H R ER SO BB IBB HBP BLK WP HR S P ERA WHIP	IP WLS BF H R ER SO BB IBB HBP BLK WP HR S P ERA WHIP	IP WLS BF H R ER SO BB IBB HBP BLK WP HR S P ERA WHIP	IP WLS BF H R ER SO BB IBB HBP BLK WP HR S P ERA WHIP	IP WLS BF H R ER SO BB IBB HBP BLK WP HR S P ERA WHIP	IP WLS BF H R ER SO BB IBB HBP BLK WP HR S P ERA WHIP

AB	35
R	4
H	10
RBI	4
BB	3
SO	4
LOB	22



Batter	1	2	3	4	5	6	7	8	9	AB	R	H	RBI	BB	SO	LOB	BOTTOM					
6 Corey Patterson, L (1.10) OBP: 0.329, SLG: 0.415										4	0	0	0	0	2	2	Toronto Blue Jays @ Baltimore Orioles Oriole Park at Camden Yards, Baltimore, MD Fri Jul 16 2010, 7:08 PM - 9:51 PM EDT Att: 18,120 - Partly Cloudy - 94 F					
9 Miguel Tejada, R (1.5) OBP: 0.316, SLG: 0.376										3	0	1	0	1	0	0						
21 Nick Markakis, L (1.9) OBP: 0.391, SLG: 0.447										4	0	0	0	0	0	2						
23 Ty Wigginton, R (1.3) OBP: 0.336, SLG: 0.438										4	1	2	0	0	0	0						
40 Scott Moore, L (8, PR) OBP: 0.312, SLG: 0.408										4	0	0	0	0	3	3						
10 Adam Jones, R (1.8) OBP: 0.301, SLG: 0.448										4	1	2	0	0	0	0						
18 Felix Pie, L (1.7) OBP: 0.395, SLG: 0.625										4	0	0	0	0	1	3						
15 Craig Tatum, R (1.2) OBP: 0.324, SLG: 0.262										4	0	2	1	0	1	0						
2 Julio Lugo, R (1.4) OBP: 0.317, SLG: 0.306										3	0	0	0	0	1	3						
3 Cesar Izturis, S (1.6) OBP: 0.283, SLG: 0.280										3	0	0	0	0	1	3						
Inning Stats	R: 0 E: 0 K: 0 S: 7	H: 0 LOB: 0 BB: 0 P: 10	R: 0 E: 0 K: 1 S: 6	H: 0 LOB: 0 BB: 0 P: 10	R: 0 E: 0 K: 0 S: 8	H: 0 LOB: 0 BB: 0 P: 11	R: 0 E: 0 K: 0 S: 7	H: 0 LOB: 0 BB: 0 P: 11	R: 2 E: 2 K: 3 S: 17	H: 3 LOB: 2 BB: 0 P: 24	R: 0 E: 0 K: 0 S: 7	H: 0 LOB: 0 BB: 1 P: 13	R: 0 E: 0 K: 1 S: 13	H: 2 LOB: 2 BB: 0 P: 16	R: 0 E: 0 K: 2 S: 15	H: 2 LOB: 2 BB: 0 P: 24	R: 0 E: 0 K: 1 S: 5	H: 0 LOB: 0 BB: 0 P: 6	1B: 5 2B: 2 3B: 0 HR: 0	SF: 0 SAC: 0 DP: 1 HBP: 0	WP: 0 PB: 0 SB: 0 CS: 0	PA: 35
PITCHER	IP WLS BF H R ER SO BB IBB HBP BLK WP HR S P ERA WHIP	IP WLS BF H R ER SO BB IBB HBP BLK WP HR S P ERA WHIP	IP WLS BF H R ER SO BB IBB HBP BLK WP HR S P ERA WHIP	IP WLS BF H R ER SO BB IBB HBP BLK WP HR S P ERA WHIP	IP WLS BF H R ER SO BB IBB HBP BLK WP HR S P ERA WHIP	IP WLS BF H R ER SO BB IBB HBP BLK WP HR S P ERA WHIP	IP WLS BF H R ER SO BB IBB HBP BLK WP HR S P ERA WHIP	IP WLS BF H R ER SO BB IBB HBP BLK WP HR S P ERA WHIP	IP WLS BF H R ER SO BB IBB HBP BLK WP HR S P ERA WHIP	IP WLS BF H R ER SO BB IBB HBP BLK WP HR S P ERA WHIP	IP WLS BF H R ER SO BB IBB HBP BLK WP HR S P ERA WHIP	IP WLS BF H R ER SO BB IBB HBP BLK WP HR S P ERA WHIP	IP WLS BF H R ER SO BB IBB HBP BLK WP HR S P ERA WHIP	IP WLS BF H R ER SO BB IBB HBP BLK WP HR S P ERA WHIP	IP WLS BF H R ER SO BB IBB HBP BLK WP HR S P ERA WHIP	IP WLS BF H R ER SO BB IBB HBP BLK WP HR S P ERA WHIP	IP WLS BF H R ER SO BB IBB HBP BLK WP HR S P ERA WHIP	IP WLS BF H R ER SO BB IBB HBP BLK WP HR S P ERA WHIP	IP WLS BF H R ER SO BB IBB HBP BLK WP HR S P ERA WHIP	IP WLS BF H R ER SO BB IBB HBP BLK WP HR S P ERA WHIP	IP WLS BF H R ER SO BB IBB HBP BLK WP HR S P ERA WHIP	IP WLS BF H R ER SO BB IBB HBP BLK WP HR S P ERA WHIP

AB	34
R	2
H	7
RBI	1
BB	1
SO	8
LOB	13



Batter	1	2	3	4	5	6	7	8	9	AB R H RBI BB SO LOB	TOP									
15 Fred Lewis, L OBP: 0.340, SLG: 0.462										5 1 2 1 0 1 1	Toronto Blue Jays @ Baltimore Orioles Oriole Park at Camden Yards, Baltimore, MD Sat Jul 17 2010, 7:07 PM - 9:59 PM EDT Att: 28,518 - Partly Cloudy - 93 F livebaseballscorecards.com									
5 Yunel Escobar, R OBP: 0.337, SLG: 0.285										5 1 2 0 0 0 2										
19 José Bautista, R OBP: 0.357, SLG: 0.546										4 1 2 2 0 1 1										
10 Vernon Wells, R OBP: 0.318, SLG: 0.522										4 0 1 0 0 2 1										
26 Adam Lind, L OBP: 0.273, SLG: 0.371										3 0 1 0 1 1 0										
2 Aaron Hill, R OBP: 0.277, SLG: 0.377										4 0 1 0 0 0 2										
35 Lyle Overbay, L OBP: 0.327, SLG: 0.414										4 0 0 0 0 2 2										
12 Edwin Encarnación, R OBP: 0.296, SLG: 0.446										4 0 1 0 0 1 2										
8 José Molina, R OBP: 0.347, SLG: 0.393										4 0 1 0 0 1 1										
Inning Stats	R: 1 E: 0 K: 0 S: 8	H: 2 LOB: 2 BB: 1 P: 16	R: 0 E: 0 K: 1 S: 7	H: 0 LOB: 0 BB: 0 P: 13	R: 0 E: 0 K: 1 S: 5	H: 1 LOB: 1 BB: 0 P: 9	R: 0 E: 0 K: 1 S: 14	H: 2 LOB: 1 BB: 0 P: 20	R: 0 E: 0 K: 2 S: 10	H: 0 LOB: 0 BB: 0 P: 13		R: 0 E: 0 K: 2 S: 13	H: 1 LOB: 1 BB: 0 P: 16	R: 2 E: 0 K: 1 S: 12	H: 2 LOB: 2 BB: 0 P: 15	R: 0 E: 0 K: 1 S: 16	H: 2 LOB: 2 BB: 0 P: 20	1B: 5 2B: 4 3B: 0 HR: 2	SF: 0 SAC: 0 DP: 1 HBP: 0	WP: 0 PB: 0 SB: 0 CS: 0
PITCHER	IP WLS BF H R ER SO BB IBB HBP BLK WP HR S P ERA WHIP											IP WLS BF H R ER SO BB IBB HBP BLK WP HR S P ERA WHIP								
46 Jeremy Guthrie, R ERA: 4.58	(1, 1) 6.2 0 1 27 7 1 1 6 1 0 0 0 0 0 1 66 102 1.35 1.200											(1, 1) 0.1 0 1 0 0 0 1 0 0 0 0 0 0 0 4 5 0.00 0.000								
13 Will Ohman, L ERA: 2.53	(7, 1) 2.0 L 10 4 2 2 2 2 0 0 0 0 0 0 1 28 35 9.00 2.000											(8, 1) 2.0 L 10 4 2 2 2 2 0 0 0 0 0 0 1 28 35 9.00 2.000								

Batter	1	2	3	4	5	6	7	8	9	AB R H RBI BB SO LOB	BOTTOM											
6 Corey Patterson, L OBP: 0.327, SLG: 0.409										3 0 0 0 1 1 3	Toronto Blue Jays @ Baltimore Orioles Oriole Park at Camden Yards, Baltimore, MD Sat Jul 17 2010, 7:07 PM - 9:59 PM EDT Att: 28,518 - Partly Cloudy - 93 F livebaseballscorecards.com											
9 Miguel Tejada, R OBP: 0.316, SLG: 0.375										4 0 1 0 0 2 3												
21 Nick Markakis, L OBP: 0.390, SLG: 0.447										4 0 1 0 0 2 3												
23 Ty Wigginton, R OBP: 0.332, SLG: 0.432										4 0 0 0 0 3 1												
10 Adam Jones, R OBP: 0.303, SLG: 0.447										3 1 1 0 1 0 0												
18 Felix Pie, L OBP: 0.404, SLG: 0.605										3 1 1 0 1 0 0												
15 Craig Tatum, R ERA: 4.71										2 0 1 0 1 0 0												
40 Scott Moore, L OBP: 0.308, SLG: 0.403										1 0 0 0 0 0 2												
2 Julio Lugo, R OBP: 0.316, SLG: 0.301										3 0 0 0 1 2 4												
3 Cesar Izturis, S OBP: 0.286, SLG: 0.283										4 0 2 2 0 0 4												
Inning Stats	R: 0 E: 0 K: 1 S: 7	H: 0 LOB: 0 BB: 1 P: 11	R: 0 E: 0 K: 1 S: 6	H: 0 LOB: 0 BB: 0 P: 10	R: 0 E: 0 K: 0 S: 7	H: 1 LOB: 0 BB: 0 P: 10	R: 0 E: 0 K: 2 S: 8	H: 1 LOB: 1 BB: 0 P: 9	R: 2 E: 0 K: 2 S: 15	H: 3 LOB: 2 BB: 1 P: 27	R: 0 E: 0 K: 1 S: 8	H: 0 LOB: 0 BB: 0 P: 13	R: 0 E: 0 K: 1 S: 10	H: 0 LOB: 0 BB: 0 P: 12	R: 0 E: 0 K: 1 S: 9	H: 2 LOB: 1 BB: 0 P: 10	R: 0 E: 0 K: 1 S: 11	H: 0 LOB: 3 BB: 3 P: 23	1B: 6 2B: 1 3B: 0 HR: 0	SF: 0 SAC: 0 DP: 1 HBP: 0	WP: 0 PB: 0 SB: 0 CS: 2	PA: 36
PITCHER	IP WLS BF H R ER SO BB IBB HBP BLK WP HR S P ERA WHIP											IP WLS BF H R ER SO BB IBB HBP BLK WP HR S P ERA WHIP										
23 Brandon Morrow, R ERA: 4.71	(1, 1) 7.0 W 26 5 2 2 8 2 0 0 0 0 0 0 6 6 0.00 3.000											(9, 1) 0.1 S 1 0 0 0 0 0 0 0 0 0 2 3 0.00 0.000										
34 Marc Rzepczynski, L ERA: 5.4	(8, 1) 0.0 0 1 1 0 0 0 0 0 0 0 0 0 1 1 0.00 0.000											(8, 1) 0.2 H 1 0 0 0 0 0 0 0 0 0 2 3 0.00 0.000										
54 Jason Frasor, R ERA: 4.95	(8, 1) 0.2 H 5 0 0 0 1 3 0 0 0 0 0 0 9 21 0.00 4.500											(9, 1) 0.2 H 5 0 0 0 1 3 0 0 0 0 0 0 9 21 0.00 4.500										

Batter	1	2	3	4	5	6	7	8	9	AB	R	H	RBI	BB	SO	LOB	TOP			
15 Fred Lewis, L (1, 7) OBP: 0.344, SLG: 0.455 1 Dewayne Wise, L (6, FH) OBP: 0.242, SLG: 0.500	G4-3		G5-3			P4		L9		2	0	0	0	0	0	1	Toronto Blue Jays @ Kansas City Royals Kauffman Stadium, Kansas City, MO Wed Jul 21 2010, 1:12 PM - 3:39 PM CDT Att: 15,285 - Overcast - 83 F			
6 John McDonald, R (1, 6) OBP: 0.234, SLG: 0.400	K		2-3			K2-3		K		4	0	1	1	0	3	0				
19 José Bautista, R (1, 9) OBP: 0.354, SLG: 0.542	F7		3-H							4	0	0	0	0	1	1				
10 Vernon Wells, R (1, 8) OBP: 0.320, SLG: 0.517		2-0				G5-3				4	1	3	0	0	0	0				
26 Adam Lind, L (1, 10) OBP: 0.272, SLG: 0.374	K		1-3			G4-3				4	0	1	0	0	2	2				
2 Aaron Hill, R (1, 4) OBP: 0.282, SLG: 0.373		3-1				K				4	0	1	0	0	2	3				
35 Lyle Overbay, L (1, 3) OBP: 0.330, SLG: 0.412	F8		1-2							4	0	1	1	0	0	3				
12 Edwin Encarnación, R (1, 5) OBP: 0.311, SLG: 0.477			0-1			G6-3				3	1	1	0	0	0	2				
8 José Molina, R (1, 2) OBP: 0.337, SLG: 0.380			0-3			G1-3				3	0	0	0	0	2	1				
Inning Stats	R: 0 E: 0 K: 1 S: 9	H: 0 LOB: 0 BB: 0 P: 16	R: 0 E: 0 K: 1 S: 9	H: 1 LOB: 1 BB: 0 P: 16	R: 1 E: 0 K: 2 S: 12	H: 2 LOB: 1 BB: 0 P: 17	R: 0 E: 0 K: 1 S: 7	H: 0 LOB: 0 BB: 0 P: 12	R: 0 E: 0 K: 1 S: 6	H: 0 LOB: 0 BB: 0 P: 8	R: 1 E: 0 K: 1 S: 10	H: 3 LOB: 1 BB: 0 P: 16	R: 0 E: 0 K: 2 S: 7	H: 0 LOB: 0 BB: 0 P: 9	R: 0 E: 0 K: 1 S: 13	H: 2 LOB: 2 BB: 0 P: 17	1B: 6 2B: 2 3B: 0 HR: 0	SF: 0 SAC: 0 DP: 1 HBP: 0	WP: 0 PB: 0 CS: 0	PA: 34
PITCHER	IP WLS BF H R ER SO BB IBB HBP BLK WP HR S P ERA WHIP																			
23 Zack Greinke, R (1, 1) ERA: 3.59	8.0 W 29 6 2 2 9 0 0 0 0 0 0 0 68 105 2.25 0.750																			
48 Joakim Soria, R (9, 1) ERA: 2.31	1.0 S 5 2 0 0 1 0 0 0 0 0 0 0 13 17 0.00 2.000																			

AB	34
R	2
H	8
RBI	2
BB	0
SO	10
LOB	13



Batter	1	2	3	4	5	6	7	8	9	AB	R	H	RBI	BB	SO	LOB	BOTTOM			
8 Willie Bloomquist, R (1, 9) OBP: 0.277, SLG: 0.362	G5-3		0-0			G1-3				4	1	1	1	0	1	1	Toronto Blue Jays @ Kansas City Royals Kauffman Stadium, Kansas City, MO Wed Jul 21 2010, 1:12 PM - 3:39 PM CDT Att: 15,285 - Overcast - 83 F			
13 Mike Aviles, R (1, 4) OBP: 0.329, SLG: 0.382	K		3-H							4	1	2	0	0	1	0				
16 Billy Butler, R (1, 3) OBP: 0.382, SLG: 0.467	F9		0-2							4	1	1	1	0	0	2				
24 Wilson Betemit, S (1, 7) OBP: 0.438, SLG: 0.684	G6-3		4-1			K				3	0	0	0	1	2	1				
6 Jose Guillen, R (1, 10) OBP: 0.339, SLG: 0.461	P4		2-1			SF8				3	1	1	2	0	0	0				
13 Alberto Callaspo, S (1, 5) OBP: 0.308, SLG: 0.410	L7		1-0			L6				4	0	1	0	0	0	3				
3 Brayan Peña, S (1, 2) OBP: 0.333, SLG: 0.303			2-2							4	0	3	1	0	1	0				
12 Mitch Maier, L (1, 8) OBP: 0.323, SLG: 0.359	F7		0-1			F8				4	0	0	0	0	1	4				
3 Yuniesky Betancourt, R (1, 6) OBP: 0.285, SLG: 0.406			3-2			F8				3	1	1	0	0	0	1				
Inning Stats	R: 0 E: 0 K: 1 S: 8	H: 0 LOB: 0 BB: 0 P: 13	R: 0 E: 0 K: 0 S: 10	H: 2 LOB: 2 BB: 0 P: 16	R: 2 E: 0 K: 0 S: 17	H: 3 LOB: 1 BB: 1 P: 29	R: 0 E: 0 K: 1 S: 12	H: 1 LOB: 1 BB: 0 P: 18	R: 3 E: 0 K: 2 S: 19	H: 4 LOB: 1 BB: 0 P: 26	R: 0 E: 0 K: 0 S: 5	H: 0 LOB: 0 BB: 0 P: 5	R: 0 E: 0 K: 1 S: 8	H: 0 LOB: 0 BB: 0 P: 10	R: 0 E: 0 K: 1 S: 7	H: 0 LOB: 0 BB: 0 P: 12	1B: 5 2B: 3 3B: 2 HR: 0	SF: 1 SAC: 0 DP: 0 HBP: 0	WP: 1 PB: 0 CS: 0	PA: 35
PITCHER	IP WLS BF H R ER SO BB IBB HBP BLK WP HR S P ERA WHIP																			
34 Marc Rzepczynski, L (1, 1) ERA: 7.15	4.2 L 24 9 5 5 3 1 0 0 0 0 0 0 20 24 0.00 0.429																			
44 Casey Janssen, R (5, 1) ERA: 3.72	2.1 8 1 0 0 2 0 0 0 0 0 0 0 7 12 0.00 0.000																			
25 David Purcey, L (8, 1) ERA: 1.86	1.0 3 0 0 0 1 0 0 0 0 0 0 0 7 12 0.00 0.000																			

AB	33
R	5
H	10
RBI	5
BB	1
SO	6
LOB	12



Batter	1	2	3	4	5	6	7	8	9	AB	R	H	RBI	BB	SO	LOB	TOP				
1 Dewayne Wise, L OBP: 0.263, SLG: 0.541	L4			FC6-4 1B			K		K	5	0	2	0	0	2	1					
5 Yunel Escobar, R OBP: 0.345, SLG: 0.319	G5-3	G5-3		FC6-4 1-2						4	0	1	0	0	0	2					
19 José Bautista, R OBP: 0.353, SLG: 0.542					G2-3				P5	4	0	1	0	0	1	1					
10 Vernon Wells, R OBP: 0.322, SLG: 0.515		BB			P5					3	0	1	0	1	0	0					
26 Adam Lind, L OBP: 0.272, SLG: 0.370					G1-3				F8	3	0	0	0	1	1	1					
2 Aaron Hill, R OBP: 0.282, SLG: 0.374	P6								F7	4	0	1	0	0	0	4					
35 Lyle Overbay, L OBP: 0.329, SLG: 0.413					G4-3					4	1	1	0	0	2	2					
14 John Buck, R OBP: 0.314, SLG: 0.525					K				G6-3	4	1	1	2	0	1	0					
12 Edwin Encarnación, R OBP: 0.310, SLG: 0.472					F8					4	0	1	0	0	0	0					
Inning Stats	R: 0 E: 0 K: 0 S: 13	H: 1 LOB: 3 BB: 2 P: 25	R: 2 E: 0 K: 1 S: 11	H: 3 LOB: 1 BB: 0 P: 16	R: 0 E: 0 K: 1 S: 9	H: 1 LOB: 1 BB: 0 P: 14	R: 0 E: 0 K: 1 S: 10	H: 1 LOB: 0 BB: 0 P: 11	R: 0 E: 1 K: 1 S: 8	H: 0 LOB: 0 BB: 0 P: 10	R: 0 E: 0 K: 1 S: 9	H: 1 LOB: 1 BB: 0 P: 9	R: 0 E: 0 K: 0 S: 10	H: 1 LOB: 1 BB: 0 P: 17	R: 0 E: 0 K: 2 S: 11	H: 1 LOB: 1 BB: 0 P: 13	1B: 3 2B: 4 3B: 1 HR: 1	SF: 0 SAC: 0 DP: 0 HBP: 0	WP: 0 PB: 0 SB: 1 CS: 1	PA: 37	
PITCHER	IP	WLS	BF	H	R	ER	SO	BB	IBB	HBP	BLK	WP	HR	S	P	ERA	WHIP				
35 Justin Verlander, R ERA: 3.76	(1, 1)	8.0	W	33	8	2	2	5	2	0	0	0	0	1	82	120	2.25	1.250			
46 Jose Valverde, R ERA: 1.27	(9, 1)	1.0	S	4	1	0	0	2	0	0	0	0	0	0	11	13	0.00	1.000			

Toronto Blue Jays @ Detroit Tigers
Comerica Park, Detroit, MI
Thu Jul 22 2010, 1:08 PM - 3:36 PM EDT
Att: 34,476 - Partly Cloudy - 81 F

AB 35
R 2
H 9
RBI 2
BB 2
SO 7
LOB 11



Batter	1	2	3	4	5	6	7	8	9	AB	R	H	RBI	BB	SO	LOB	BOTTOM				
14 Austin Jackson, R OBP: 0.360, SLG: 0.413	L1			G1-3			K			4	0	1	1	0	1	1					
18 Johnny Damon, L OBP: 0.374, SLG: 0.426	F8									3	2	2	0	1	0	0					
30 Magglio Ordonez, R OBP: 0.375, SLG: 0.472	F8									3	1	1	0	1	0	3					
24 Miguel Cabrera, R OBP: 0.420, SLG: 0.650										4	1	3	2	0	0	0					
25 Ryan Raburn, R OBP: 0.285, SLG: 0.336										4	0	1	1	0	1	3					
20 Scott Sizemore, R OBP: 0.287, SLG: 0.277										4	0	0	0	0	0	3					
32 Don Kelly, L OBP: 0.250, SLG: 0.267										0	0	0	0	0	0	0					
12 Gerald Laird, R OBP: 0.250, SLG: 0.269										3	0	0	1	0	1	1					
39 Ramon Santiago, S OBP: 0.346, SLG: 0.327										3	1	1	0	1	1	1					
29 Danny Worth, R OBP: 0.307, SLG: 0.369										2	0	1	0	1	0	1					
Inning Stats	R: 0 E: 0 K: 0 S: 5	H: 0 LOB: 0 BB: 0 P: 7	R: 0 E: 0 K: 0 S: 7	H: 0 LOB: 0 BB: 0 P: 14	R: 0 E: 0 K: 1 S: 12	H: 0 LOB: 1 BB: 1 P: 20	R: 1 E: 0 K: 1 S: 7	H: 2 LOB: 2 BB: 1 P: 14	R: 1 E: 0 K: 0 S: 14	H: 4 LOB: 3 BB: 0 P: 21	R: 0 E: 0 K: 0 S: 6	H: 1 LOB: 1 BB: 0 P: 10	R: 0 E: 0 K: 1 S: 5	H: 0 LOB: 1 BB: 1 P: 12	R: 3 E: 0 K: 1 S: 16	H: 3 LOB: 1 BB: 1 P: 25	1B: 7 2B: 6 3B: 0 HR: 0	SF: 1 SAC: 0 DP: 3 HBP: 0	WP: 0 PB: 0 SB: 0 CS: 1	PA: 35	
PITCHER	IP	WLS	BF	H	R	ER	SO	BB	IBB	HBP	BLK	WP	HR	S	P	ERA	WHIP				
24 Ricky Romero, L ERA: 3.52	(1, 1)	7.0	L	29	7	3	3	3	4	0	0	0	0	0	57	103	3.86	1.571			
57 Shawn Camp, R ERA: 2.76	(8, 1)	1.0		6	3	2	2	1	0	0	0	0	0	15	20	18.00	3.000				

Toronto Blue Jays @ Detroit Tigers
Comerica Park, Detroit, MI
Thu Jul 22 2010, 1:08 PM - 3:36 PM EDT
Att: 34,476 - Partly Cloudy - 81 F

AB 30
R 5
H 10
RBI 5
BB 4
SO 4
LOB 13

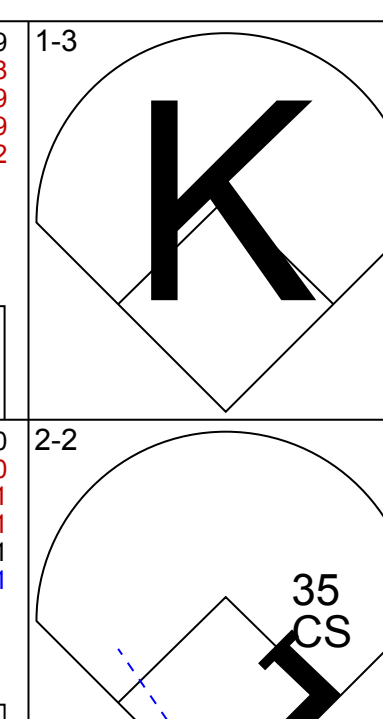
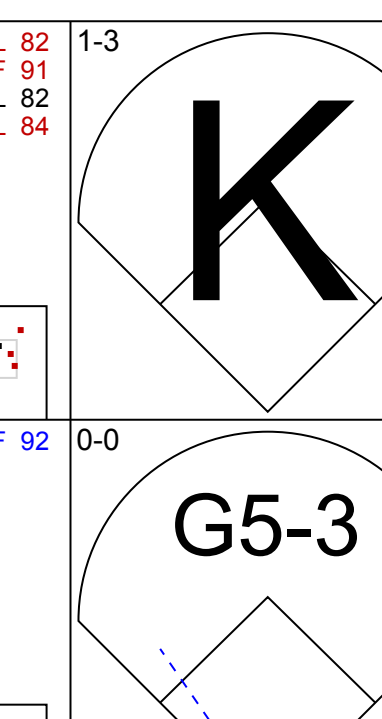
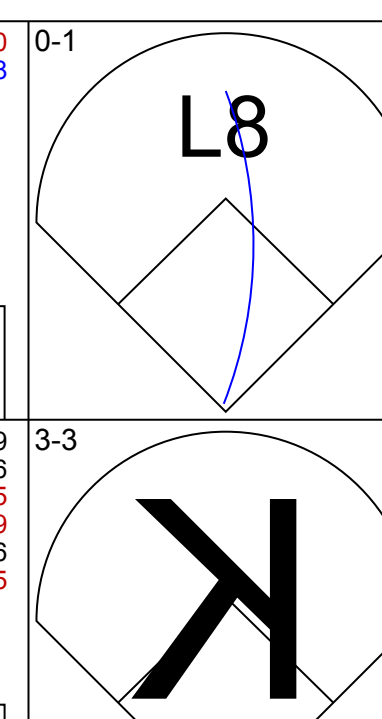
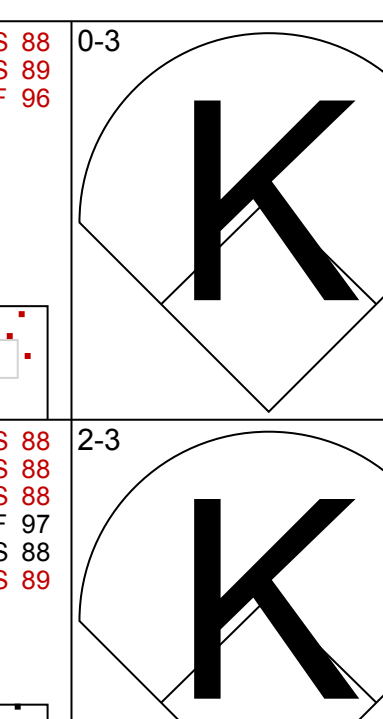
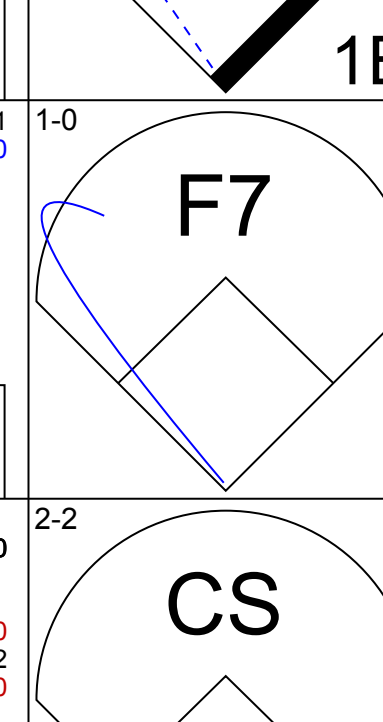


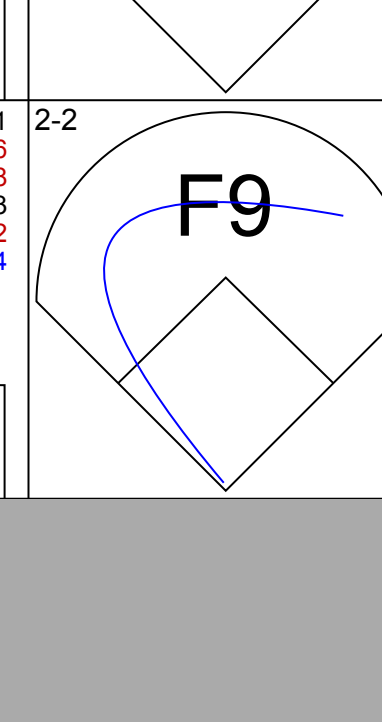




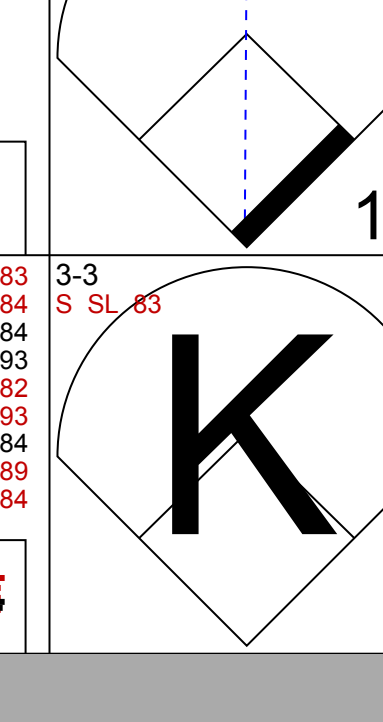
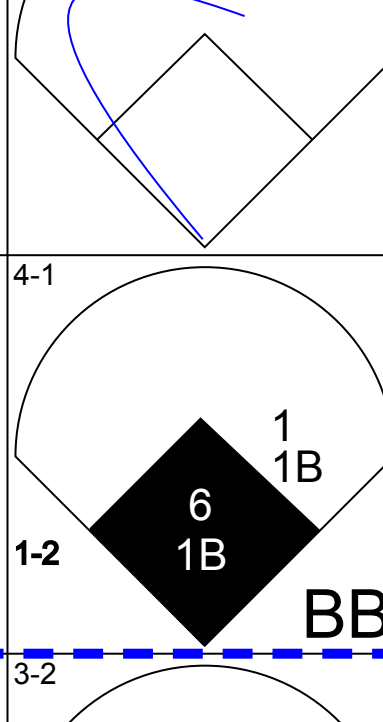
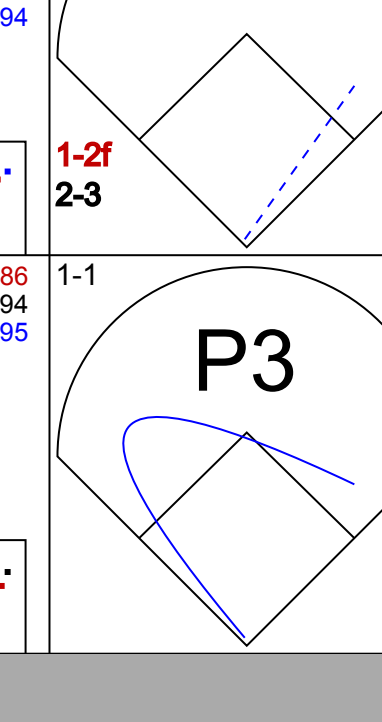

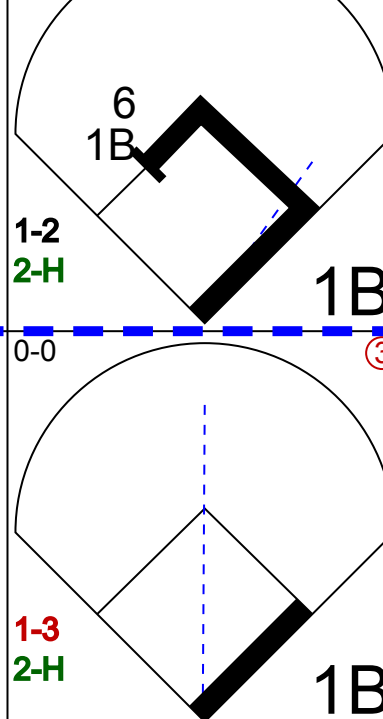

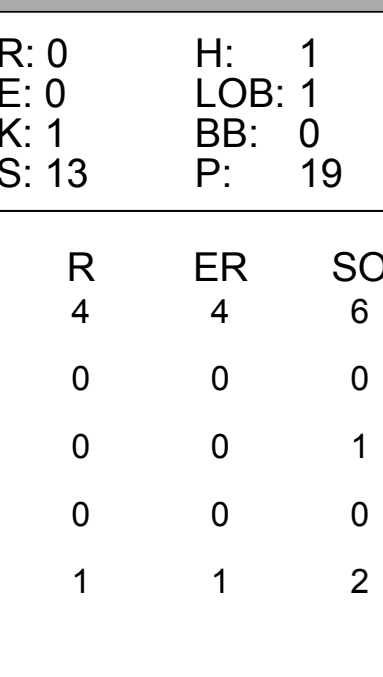
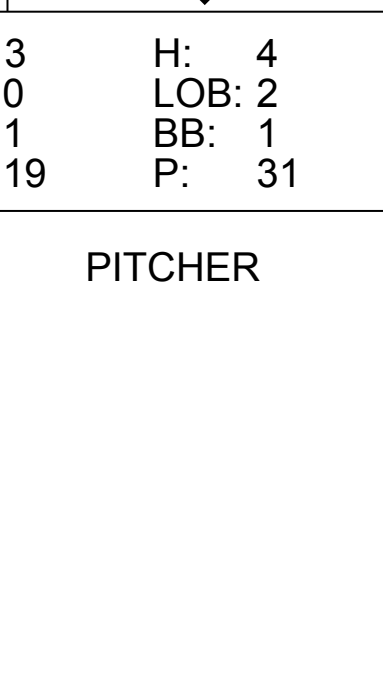
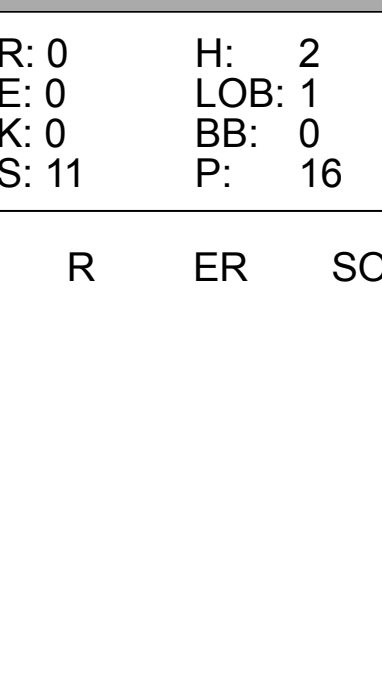
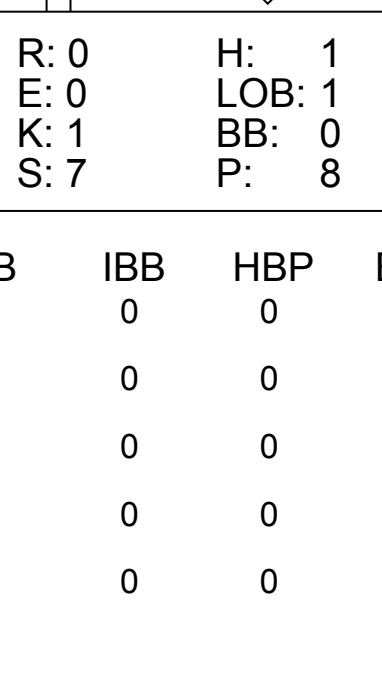
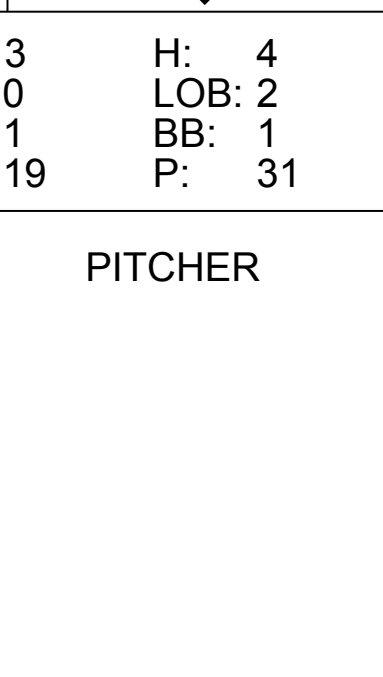
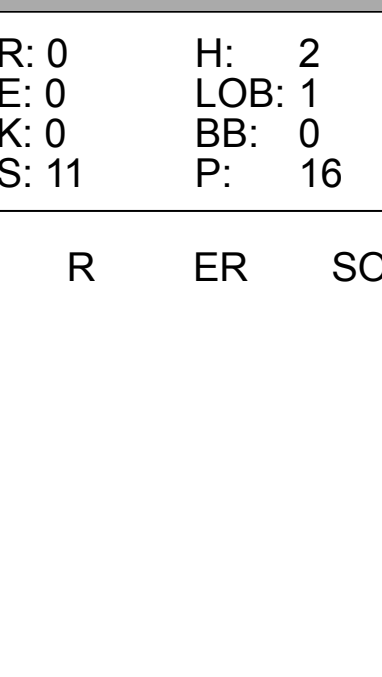
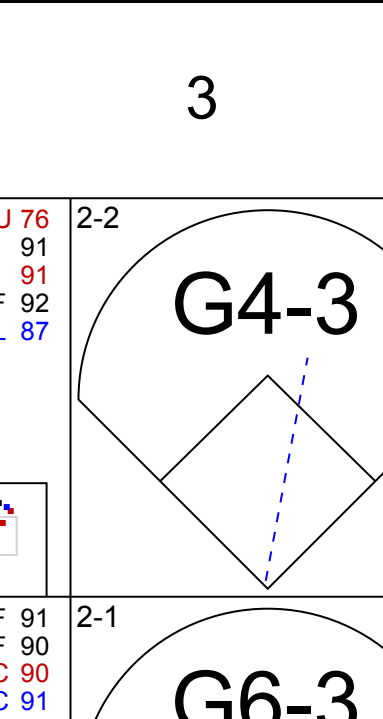

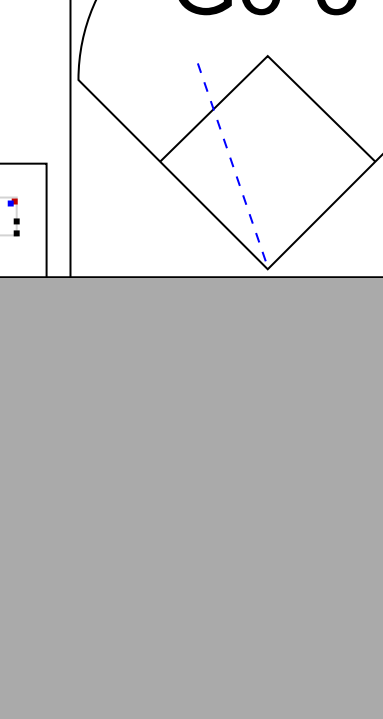




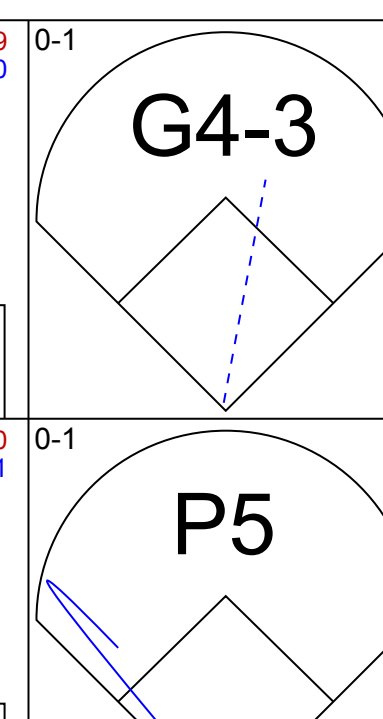
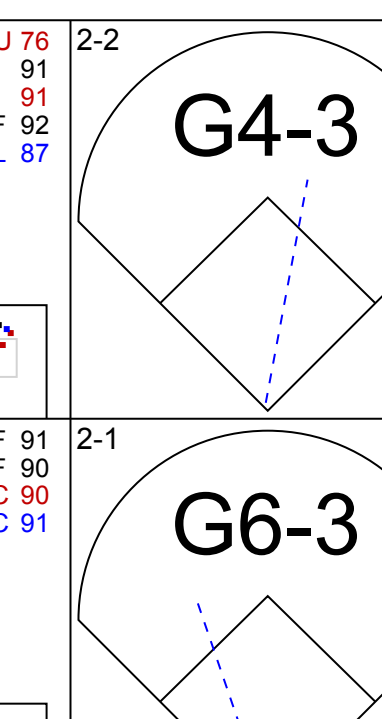
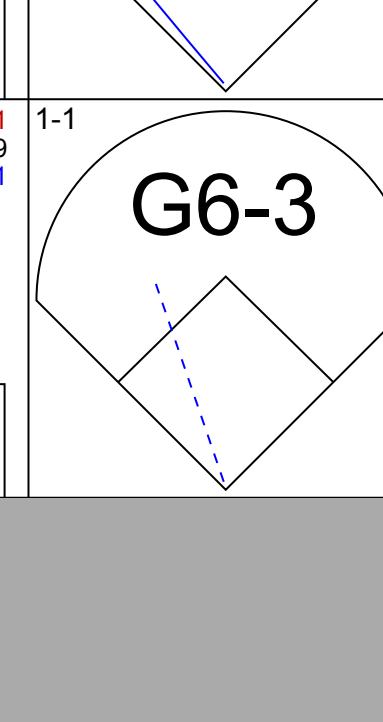

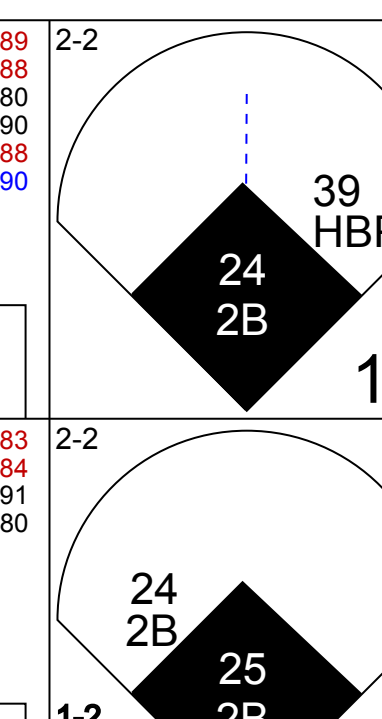
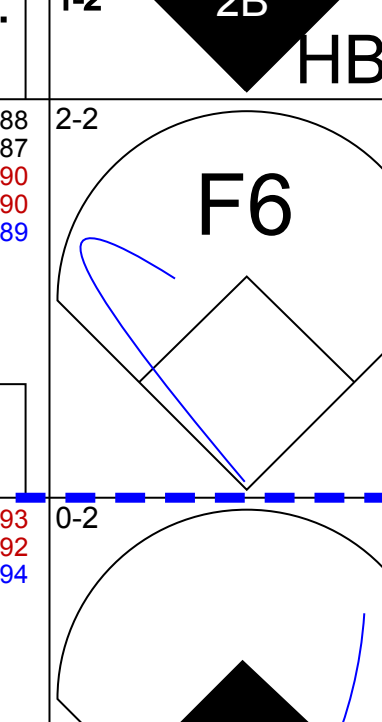

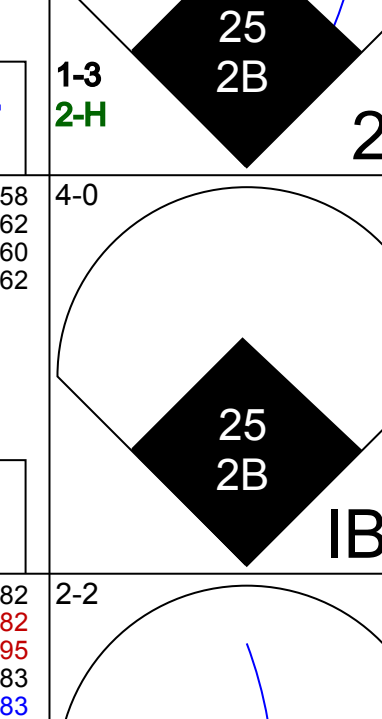
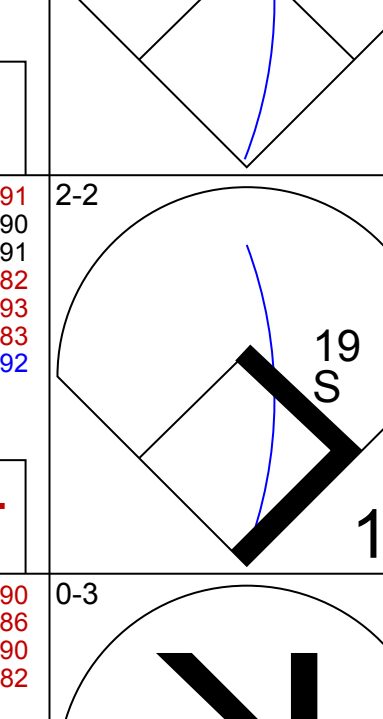
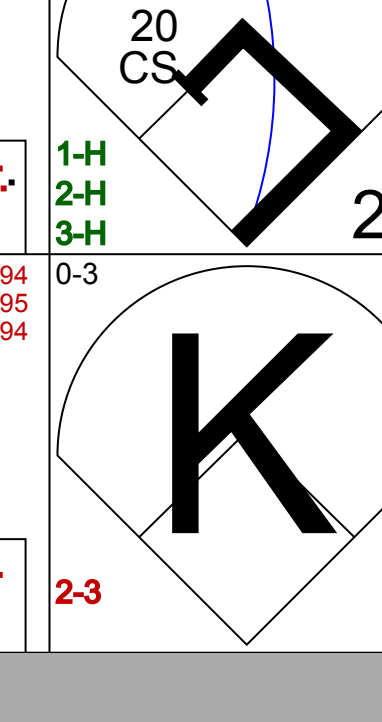
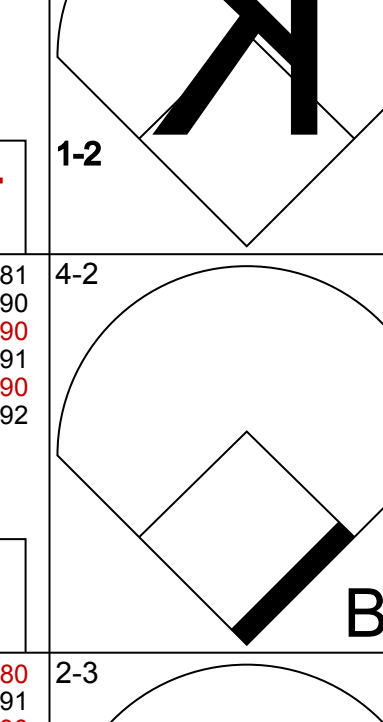

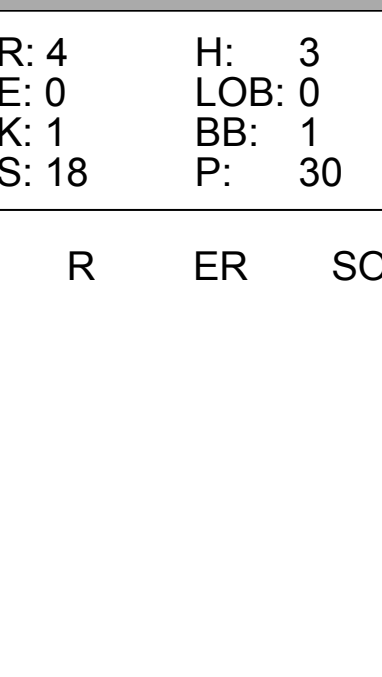
Batter	1	2	3	4	5	6	7	8	9	AB	R	H	RBI	BB	SO	LOB	TOP					
1 Dewayne Wise, L (1,7) OBP: 0.255, SLG: 0.500										4	0	0	0	0	1	0	Toronto Blue Jays @ Detroit Tigers Comerica Park, Detroit, MI Sun Jul 25 2010, 1:07 PM - 3:42 PM EDT Att: 38,526 - Partly Cloudy - 78 F					
5 Yunel Escobar, R (1,6) OBP: 0.345, SLG: 0.321										4	0	2	0	0	0	0						
19 José Bautista, R (1,9) OBP: 0.354, SLG: 0.539										4	0	1	0	0	1	2						
10 Vernon Wells, R (1,8) OBP: 0.323, SLG: 0.519										4	2	2	1	0	1	2						
26 Adam Lind, L (1,10) OBP: 0.274, SLG: 0.370										4	0	1	0	0	2	1						
2 Aaron Hill, R (1,4) OBP: 0.276, SLG: 0.365										4	0	0	0	0	1	2						
35 Lyle Overbay, L (1,3) OBP: 0.327, SLG: 0.418										4	1	1	2	0	1	1						
12 Edwin Encarnación, R (1,5) OBP: 0.308, SLG: 0.468										4	1	1	0	0	1	1						
8 José Molina, R (1,2) OBP: 0.337, SLG: 0.411										3	1	1	2	0	0	0						
Inning Stats	R: 0 E: 0 K: 1 S: 8	H: 1 LOB: 1 BB: 0 P: 11	R: 0 E: 0 K: 1 S: 7	H: 0 LOB: 0 BB: 0 P: 13	R: 0 E: 0 K: 0 S: 7	H: 0 LOB: 0 BB: 0 P: 11	R: 0 E: 0 K: 1 S: 9	H: 1 LOB: 1 BB: 0 P: 15	R: 0 E: 0 K: 1 S: 6	H: 0 LOB: 0 BB: 0 P: 11	R: 2 E: 0 K: 1 S: 12	H: 2 LOB: 0 BB: 0 P: 13	R: 1 E: 0 K: 0 S: 7	H: 2 LOB: 1 BB: 0 P: 13	R: 0 E: 0 K: 0 S: 7	H: 1 LOB: 1 BB: 0 P: 9		R: 2 E: 0 K: 3 S: 14	H: 2 LOB: 0 BB: 0 P: 18	1B: 4 2B: 2 3B: 0 HR: 3	SF: 0 SAC: 0 DP: 0 HBP: 0	WP: 0 PB: 0 SB: 0 CS: 0
PITCHER	IP WLS BF H R ER SO BB IBB HBP BLK WP HR S P ERA WHIP																					
58 Armando Galarraga, R (1,1) ERA: 4.43	7.0	27	6	3	3	5	0	0	0	0	0	0	2	56	87	3.86	0.857					
34 Robbie Weinhardt, R (8,1) ERA: 4.66	1.0	4	1	0	0	0	0	0	0	0	0	0	7	9	0.00	1.000						
46 Jose Valverde, R (9,1) ERA: 1.65	1.0	L	5	2	2	3	0	0	0	0	0	1	14	18	18.00	2.000						

Batter	1	2	3	4	5	6	7	8	9	AB	R	H	RBI	BB	SO	LOB	BOTTOM					
14 Austin Jackson, R (1,8) OBP: 0.366, SLG: 0.427										5	2	3	0	0	1	0	Toronto Blue Jays @ Detroit Tigers Comerica Park, Detroit, MI Sun Jul 25 2010, 1:07 PM - 3:42 PM EDT Att: 38,526 - Partly Cloudy - 78 F					
39 Ramon Santiago, S (1,4) OBP: 0.350, SLG: 0.329										3	0	1	0	1	1	1						
25 Ryan Raburn, R (1,7) OBP: 0.277, SLG: 0.331										4	0	1	1	0	0	4						
24 Miguel Cabrera, R (1,10) OBP: 0.422, SLG: 0.651										3	0	1	1	1	2	1						
26 Brennan Boesch, L (1,9) OBP: 0.371, SLG: 0.529										3	0	0	0	1	0	2						
20 Scott Sizemore, R (1,5) OBP: 0.281, SLG: 0.271										4	0	0	0	0	1	3						
19 Jeff Larish, L (1,3) OBP: 0.250, SLG: 0.250										4	0	1	0	0	2	3						
12 Gerald Laird, R (1,2) OBP: 0.246, SLG: 0.265										3	0	0	0	0	0	1						
28 Will Rhymes, L (9,PH)										1	0	0	0	0	1	0						
29 Danny Worth, R (1,6) OBP: 0.295, SLG: 0.385										3	1	1	1	0	1	1						
18 Johnny Damon, L (9,PH) OBP: 0.372, SLG: 0.423										1	0	0	0	0	0	0						
Inning Stats	R: 0 E: 0 K: 2 S: 10	H: 0 LOB: 0 BB: 0 P: 16	R: 0 E: 0 K: 1 S: 9	H: 0 LOB: 0 BB: 0 P: 15	R: 0 E: 0 K: 0 S: 7	H: 0 LOB: 0 BB: 0 P: 8	R: 0 E: 0 K: 1 S: 11	H: 2 LOB: 1 BB: 0 P: 19	R: 0 E: 0 K: 1 S: 6	H: 0 LOB: 0 BB: 0 P: 6	R: 2 E: 0 K: 0 S: 11	H: 3 LOB: 2 BB: 1 P: 22	R: 0 E: 0 K: 1 S: 12	H: 1 LOB: 1 BB: 0 P: 15	R: 1 E: 0 K: 2 S: 18	H: 2 LOB: 3 BB: 2 P: 28	R: 0 E: 0 K: 1 S: 9	H: 0 LOB: 0 BB: 0 P: 15	1B: 4 2B: 2 3B: 1 HR: 1	SF: 0 SAC: 0 DP: 1 HBP: 0	WP: 2 PB: 0 SB: 0 CS: 0	PA: 37
PITCHER	IP WLS BF H R ER SO BB IBB HBP BLK WP HR S P ERA WHIP																					
27 Brett Cecil, L (1,1) ERA: 3.89	7.0	27	6	2	2	6	0	0	0	0	0	1	66	101	2.57	0.857						
57 Shawn Camp, R (8,1) ERA: 2.92	0.1	B	4	2	1	1	0	0	0	0	0	9	15	27.00	9.000							
37 Scott Downs, L (8,1) ERA: 2.41	0.2	W	3	0	0	0	2	1	0	0	0	9	13	0.00	1.500							
63 Kevin Gregg, R (9,1) ERA: 3.72	1.0	S	3	0	0	0	1	0	0	0	0	9	15	0.00	0.000							

AB	35
R	5
H	9
RBI	5
BB	0
SO	8
LOB	9



Batter	1	2	3	4	5	6	7	8	9	AB	R	H	RBI	BB	SO	LOB	TOP																	
15 Fred Lewis, L (1,7) OBP: 0.342, SLG: 0.458										5	0	1	1	0	3	1	<p>Toronto Blue Jays @ Detroit Tigers Comerica Park, Detroit, MI Sun Jul 25 2010, 6:05 PM - 8:55 PM EDT Att: 37,093 - Clear - 81 F</p>																	
5 Yunel Escobar, R (1,6) OBP: 0.343, SLG: 0.319										5	0	1	0	0	2	2																		
19 José Bautista, R (1,9) OBP: 0.355, SLG: 0.548										4	1	2	1	0	0	1																		
35 Lyle Overbay, L (1,3) OBP: 0.327, SLG: 0.416										4	0	1	0	0	1	1																		
14 John Buck, R (1,2) OBP: 0.312, SLG: 0.517										4	1	2	0	0	1	1																		
26 Adam Lind, L (1,10) OBP: 0.274, SLG: 0.368										4	0	1	0	0	0	4																		
12 Edwin Encarnación, R (1,5) OBP: 0.311, SLG: 0.466										3	2	1	0	1	1	2																		
1 Dewayne Wise, L (1,8) OBP: 0.294, SLG: 0.580										4	1	3	2	0	0	1																		
6 John McDonald, R (1,4) OBP: 0.238, SLG: 0.397										3	0	1	1	0	1	2																		
10 Vernon Wells, R (9,PH) OBP: 0.322, SLG: 0.518										1	0	0	0	0	0	0																		
Inning Stats	R: 0 E: 0 K: 1 S: 11	H: 1 LOB: 0 BB: 0 P: 17	R: 0 E: 0 K: 1 S: 13	H: 1 LOB: 1 BB: 0 P: 19	R: 0 E: 0 K: 1 S: 7	H: 1 LOB: 1 BB: 0 P: 8	R: 0 E: 0 K: 1 S: 9	H: 1 LOB: 1 BB: 0 P: 11	R: 1 E: 0 K: 1 S: 14	H: 2 LOB: 1 BB: 0 P: 22	R: 3 E: 0 K: 1 S: 19	H: 4 LOB: 2 BB: 1 P: 31	R: 0 E: 0 K: 0 S: 11	H: 2 LOB: 1 BB: 0 P: 16	R: 1 E: 0 K: 2 S: 10	H: 1 LOB: 0 BB: 0 P: 12	1B: 10 2B: 3 3B: 1 HR: 2	SF: 0 SAC: 0 DP: 1 HBP: 0	WP: 0 PB: 0 SB: 0 CS: 1	PA: 39														
PITCHER	IP WLS BF H R ER SO BB IBB HBP BLK WP HR S P ERA WHIP																																	
38 Jeremy Bonderman, R (1,1) ERA: 5.05	5.2	25	8	4	4	6	1	0	0	0	0	0	1	67	99	6.35	1.588																	
36 Brad Thomas, L (6,1) ERA: 4.5	0.0	1	1	0	0	0	0	0	0	0	0	0	0	5	8	∞	∞																	
49 Eddie Bonine, R (6,1) ERA: 2.72	1.1	4	1	0	0	1	0	0	0	0	0	0	0	10	15	0.00	0.750																	
40 Phil Coke, L (8,1) ERA: 2.4	1.0	W	4	2	0	0	0	0	0	0	0	0	0	11	16	0.00	2.000																	
46 Jose Valverde, R (9,1) ERA: 1.81	1.0	S	4	1	1	1	2	0	0	0	0	0	0	1	10	12	9.00	1.000																

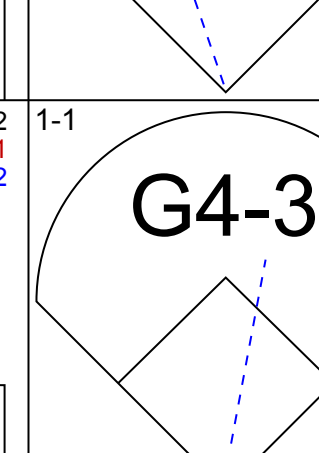

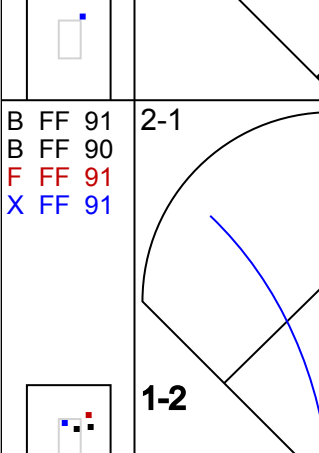
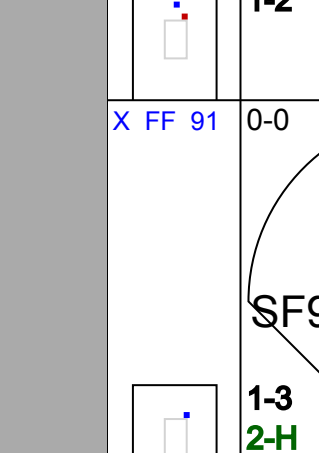

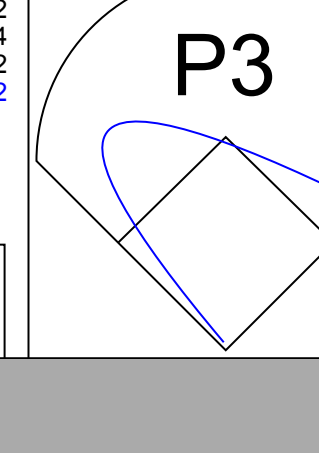
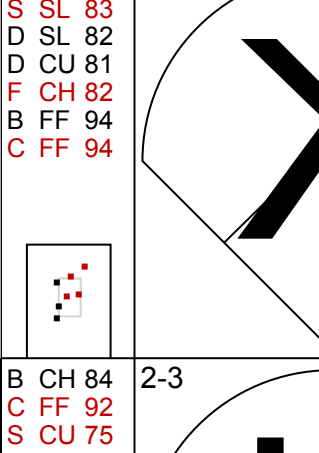
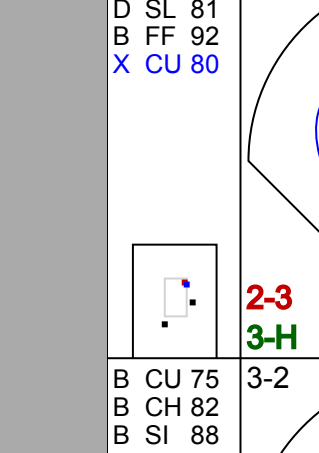


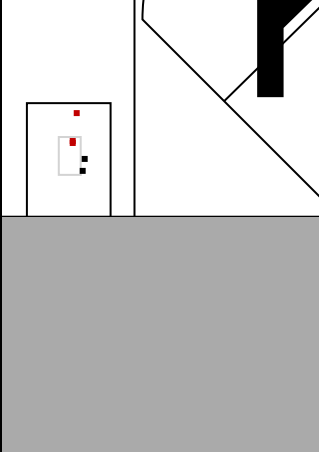
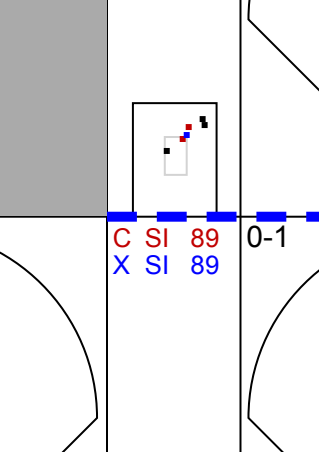
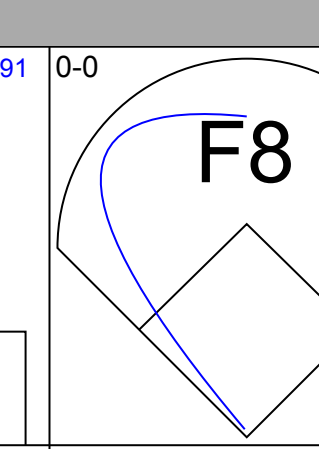
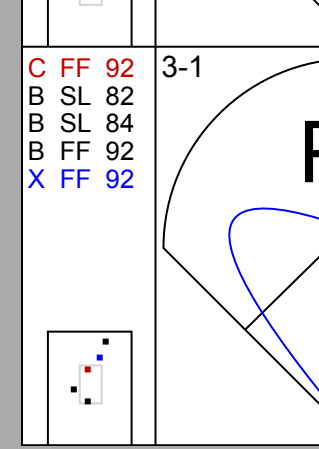
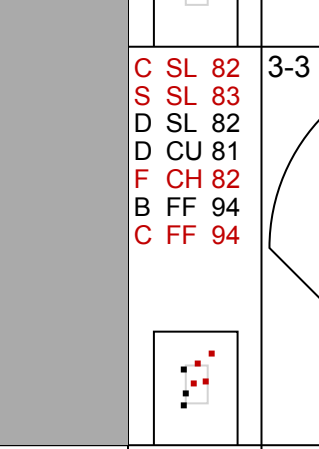
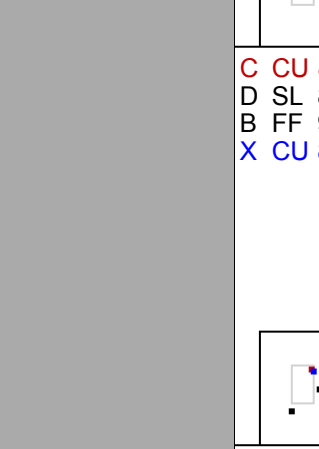
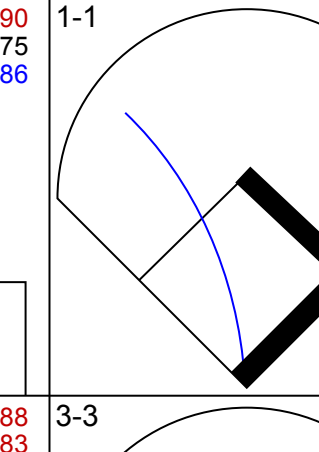
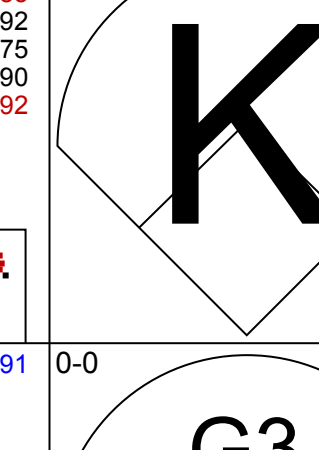
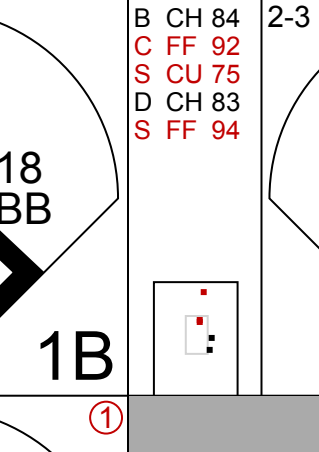
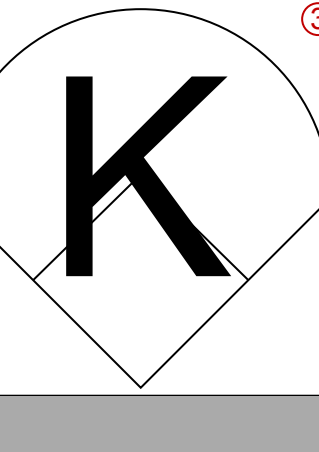
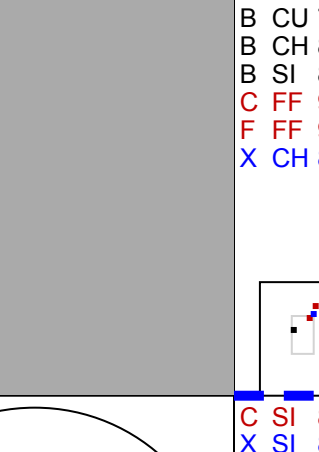
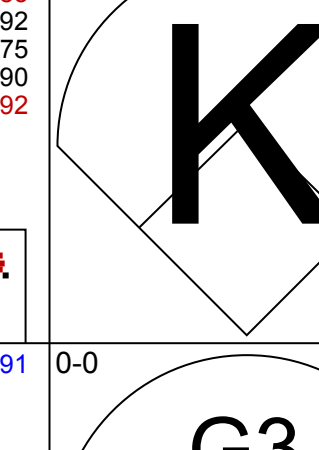
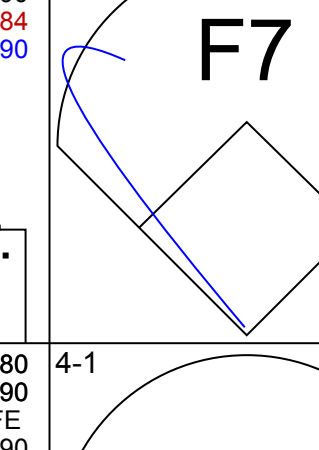
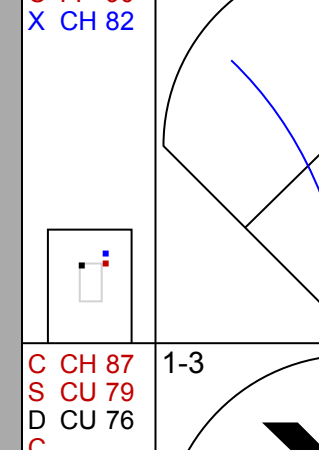
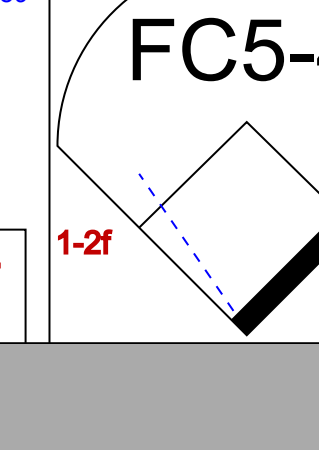
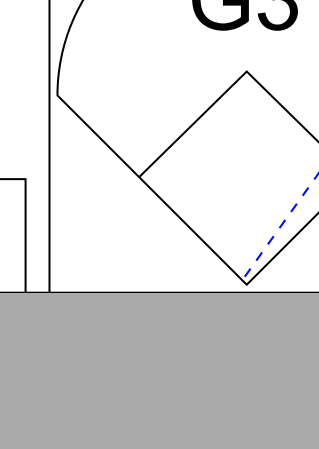
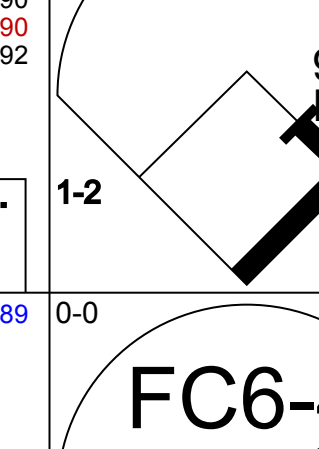
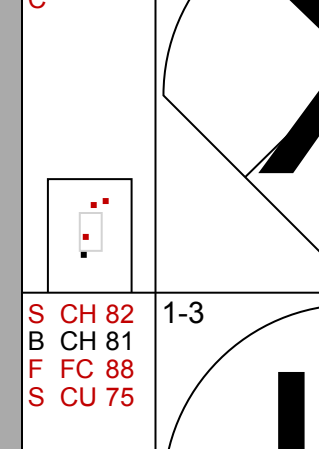
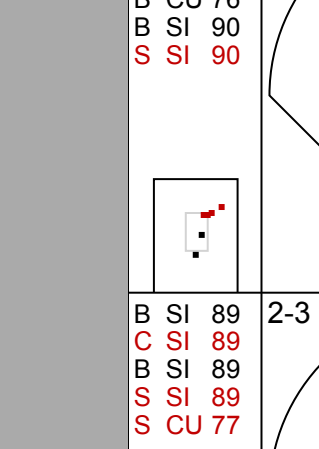
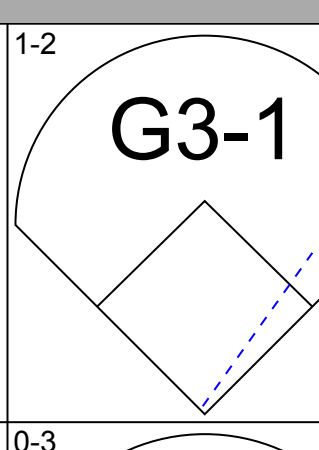
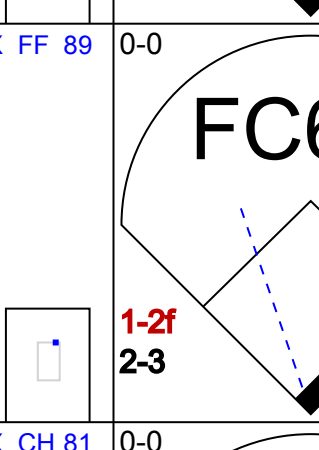
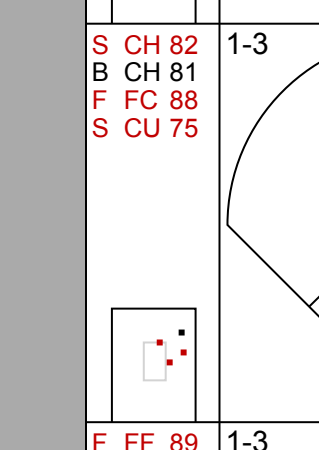
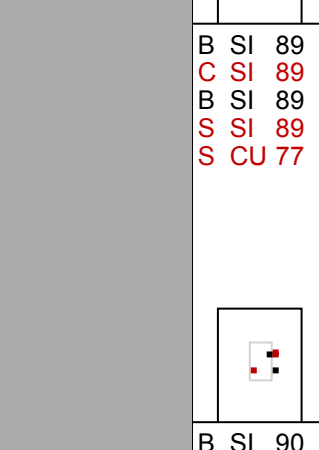
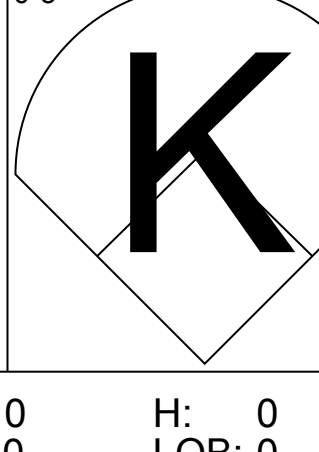
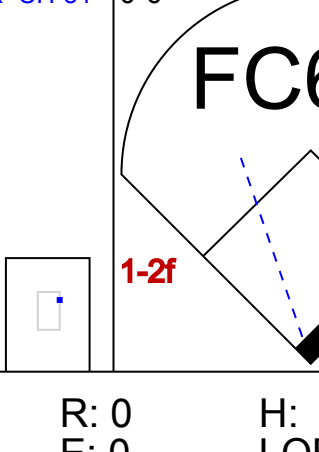
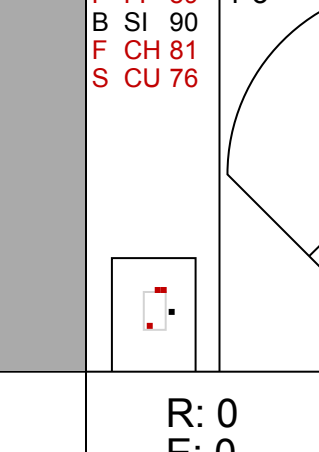
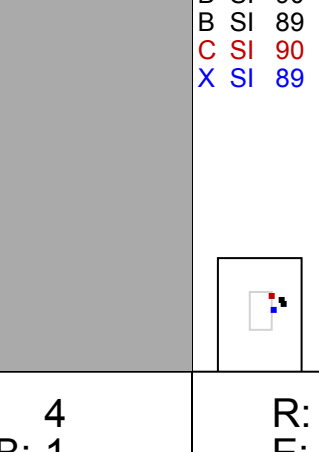
Batter	1	2	3	4	5	6	7	8	9	AB	R	H	RBI	BB	SO	LOB	BOTTOM																
14 Austin Jackson, R (1,8) OBP: 0.368, SLG: 0.433										4	2	2	0	0	0	0	<p>Toronto Blue Jays @ Detroit Tigers Comerica Park, Detroit, MI Sun Jul 25 2010, 6:05 PM - 8:55 PM EDT Att: 37,093 - Clear - 81 F</p>																
28 Will Rhymes, L (1,4) ERA: 2.72										3	0	0	0	0	0	1																	
39 Ramon Santiago, S (8,PH) OBP: 0.352, SLG: 0.329										0	1	0	0	0	0	0																	
18 Johnny Damon, L (1,7) OBP: 0.374, SLG: 0.427										4	1	2	1	0	0	2																	
24 Miguel Cabrera, R (1,3) OBP: 0.423, SLG: 0.653										4	1	2	1	0	1	1																	
26 Brennan Boesch, L (1,9) OBP: 0.376, SLG: 0.530										1	1	1	1	2	0	0																	
19 Jeff Larish, L (1,10) OBP: 0.167, SLG: 0.167										2	0	0	0	0	1	3																	
25 Ryan Raburn, R (6,PH) OBP: 0.280, SLG: 0.340										2	0	1	3	0	0	1																	
32 Don Kelly, L (1,5) OBP: 0.256, SLG: 0.260										0	0	0	0	2	0	0																	
20 Scott Sizemore, R (7,PH) OBP: 0.276, SLG: 0.266										2	0	0	0	0	1	1																	
13 Alex Avila, L (1,2) OBP: 0.291, SLG: 0.313										3	0	0	0	0	1	3																	
29 Danny Worth, R (1,6) OBP: 0.286, SLG: 0.372										3	0	0	0	0	0	0																	
Inning Stats	R: 0 E: 0 K: 0 S: 6	H: 0 LOB: 0 BB: 0 P: 7	R: 0 E: 0 K: 2 S: 16	H: 1 LOB: 2 BB: 1 P: 25	R: 0 E: 0 K: 0 S: 7	H: 0 LOB: 0 BB: 0 P: 11	R: 0 E: 0 K: 1 S: 7	H: 1 LOB: 1 BB: 1 P: 14	R: 0 E: 0 K: 0 S: 6	H: 0 LOB: 0 BB: 1 P: 13	R: 2 E: 0 K: 0 S: 12	H: 3 LOB: 1 BB: 0 P: 17	R: 0 E: 0 K: 0 S: 9	H: 0 LOB: 0 BB: 0 P: 14	R: 4 E: 0 K: 1 S: 18	H: 3 LOB: 0 BB: 1 P: 30	1B: 4 2B: 3 3B: 1 HR: 0	SF: 1 SAC: 0 DP: 2 HBP: 1	WP: 0 PB: 0 SB: 1 CS: 1	PA: 34													
PITCHER	IP WLS BF H R ER SO BB IBB HBP BLK WP HR S P ERA WHIP																																
51 Jesse Litsch, R (1,1) ERA: 5.48	5.1	22	5	2	2	3	3	0	0	0	0	0	0	51	82	3.38	1.500																
56 Brian Tallet, L (6,1) ERA: 6.27	2.0	H	8	1	2	2	0	0	0	1	0	0	0	21	34	9.00	0.500																
54 Jason Frasor, R (8,1) ERA: 4.66	0.2	L	4	2	2	2	1	0	1	0	0	0	0	9	15	27.00	3.000																

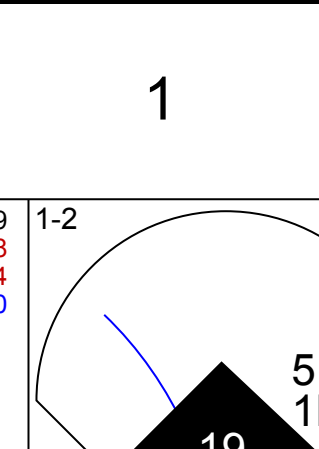
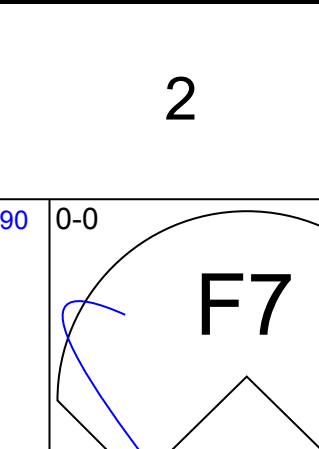
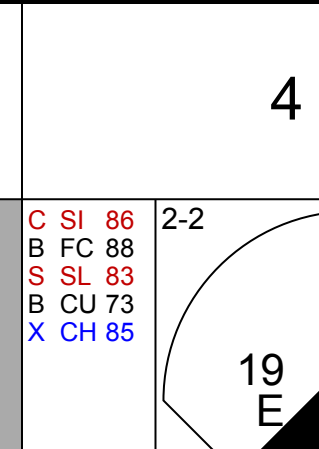
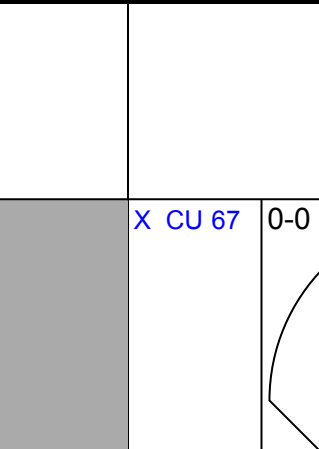
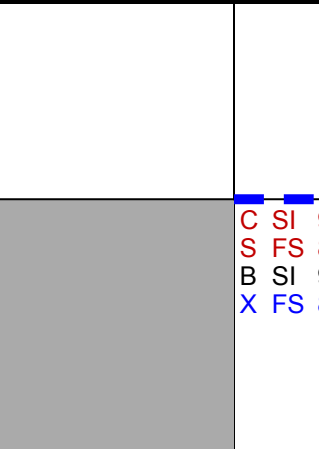
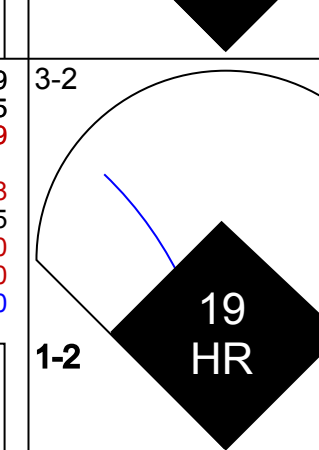
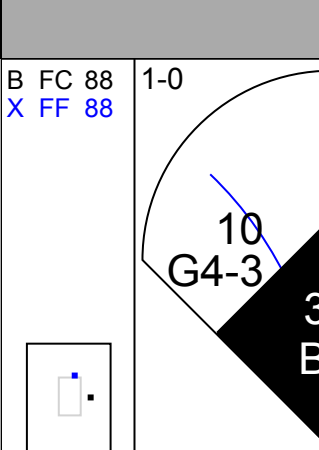
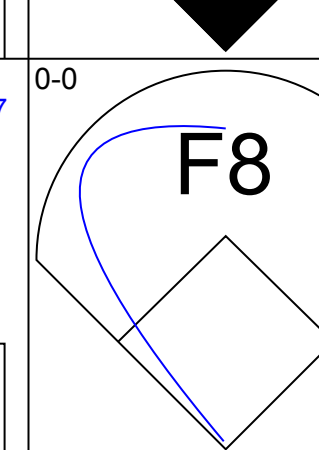
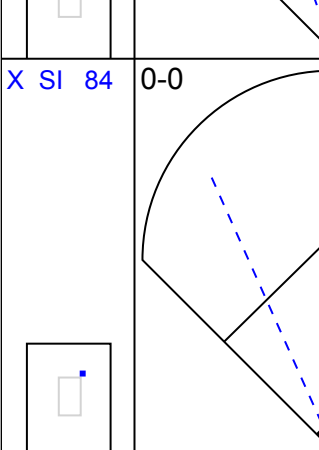
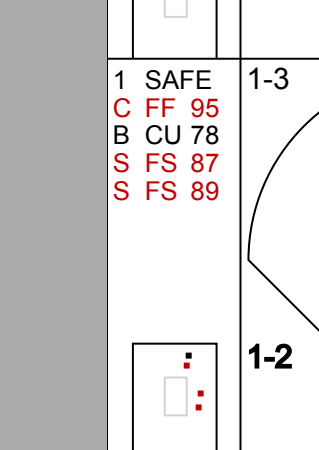
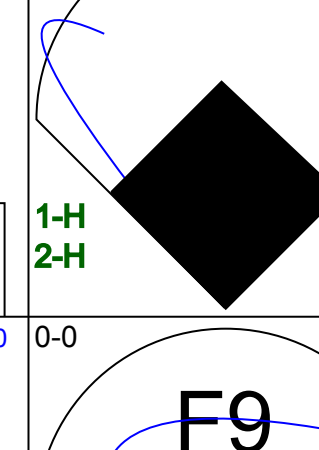
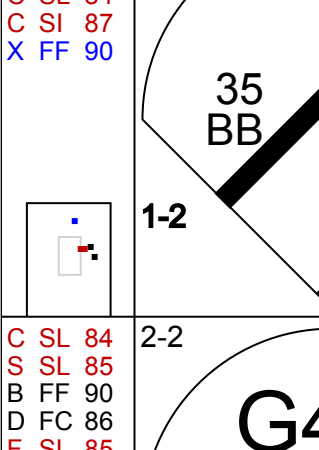
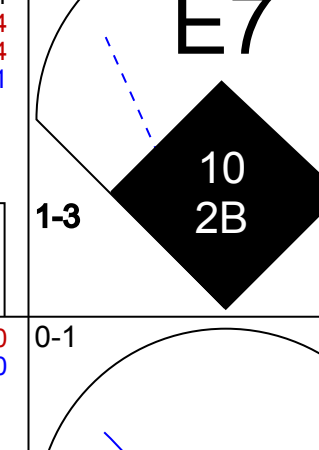
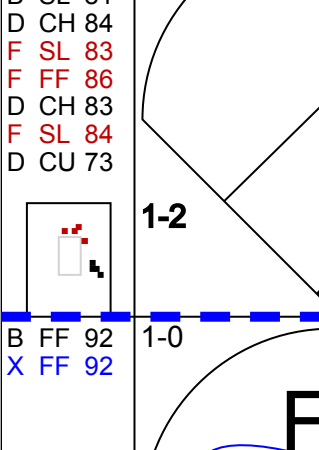
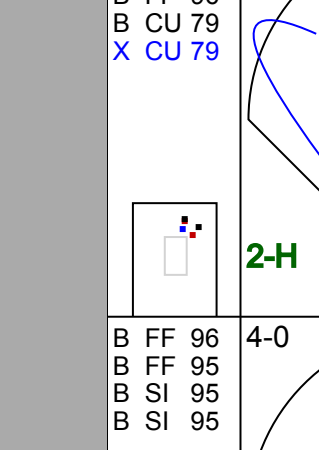
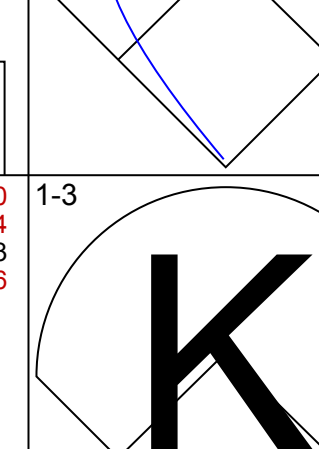
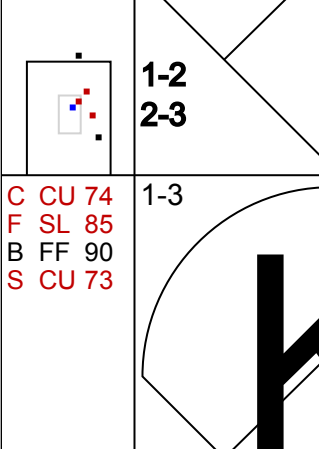
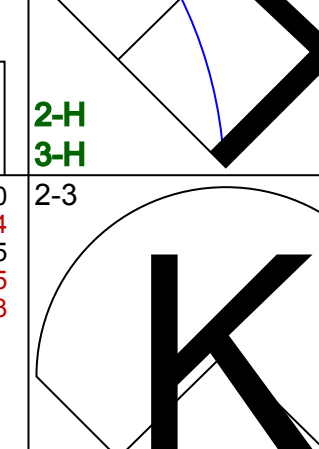
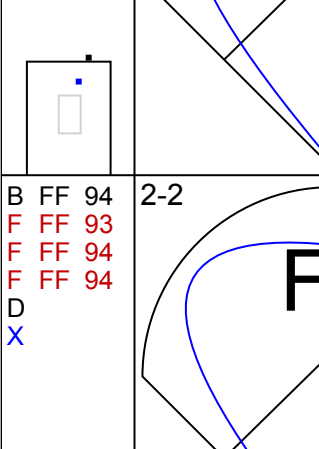
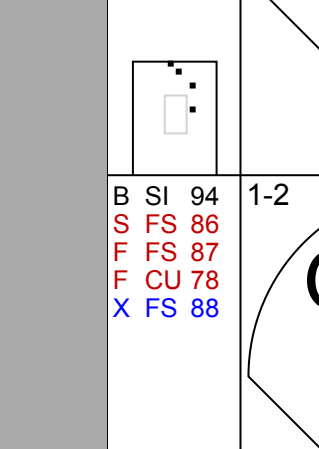
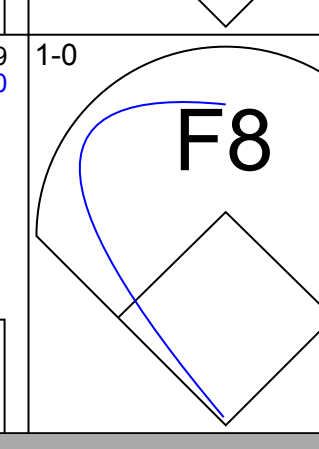
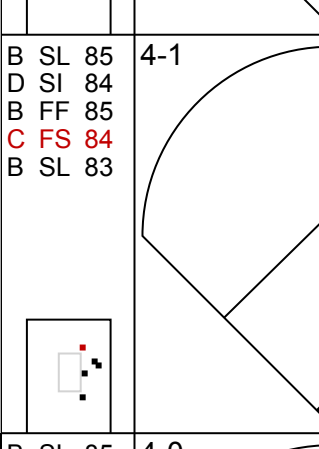


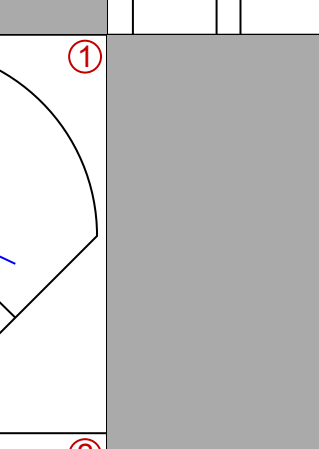

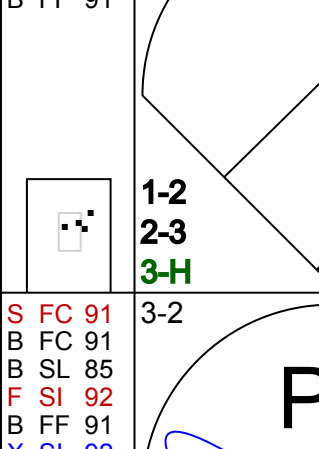
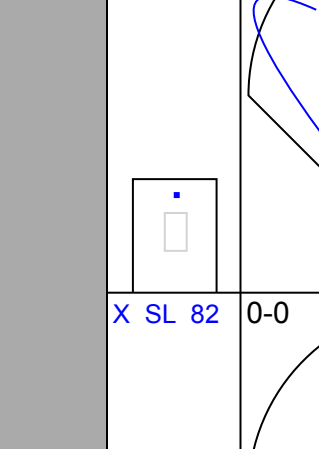
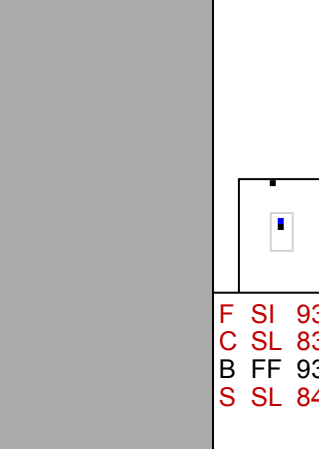

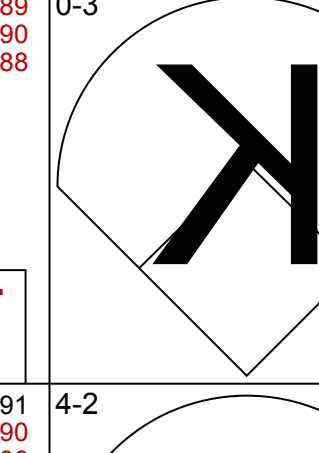
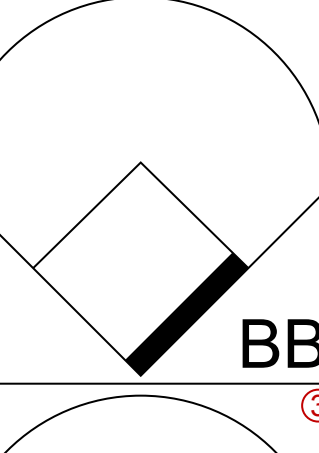
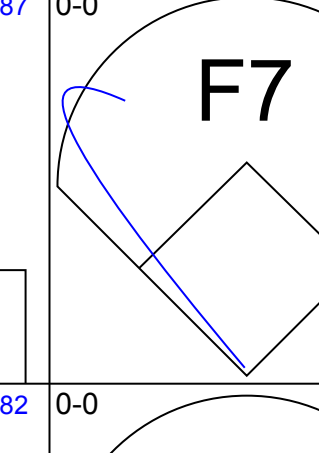
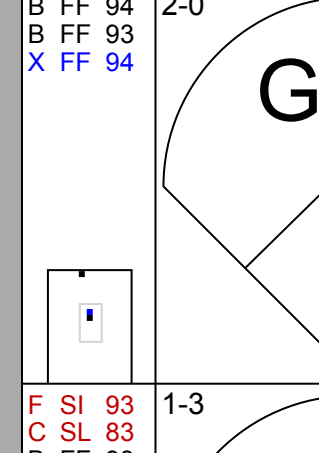

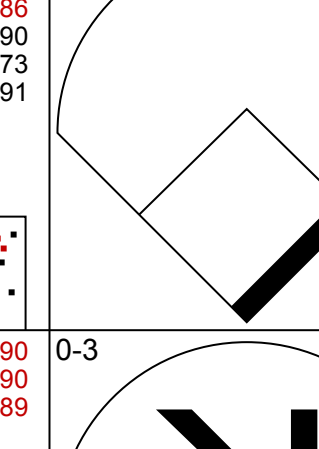
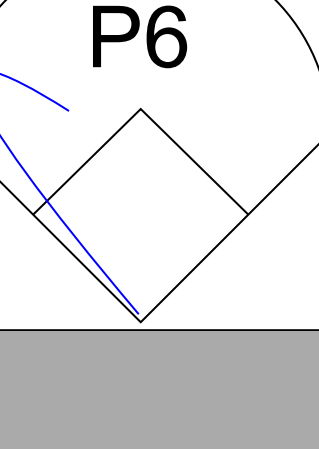
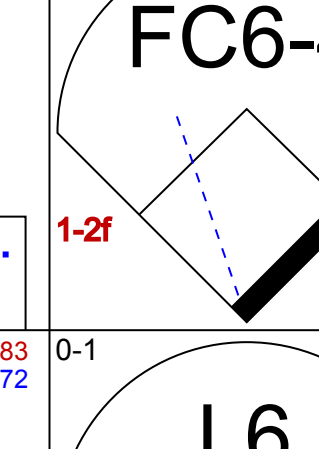
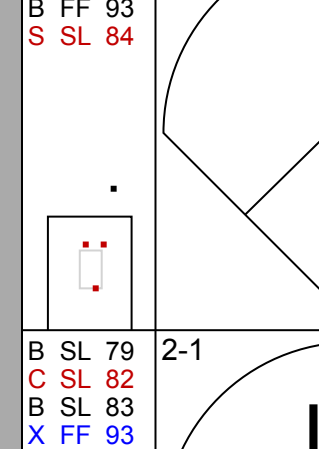

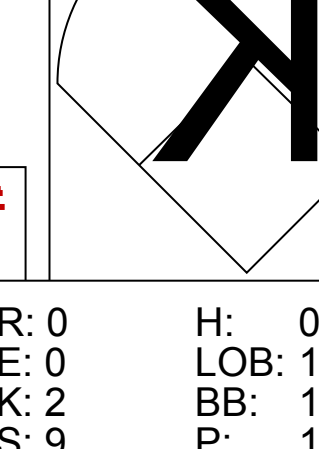
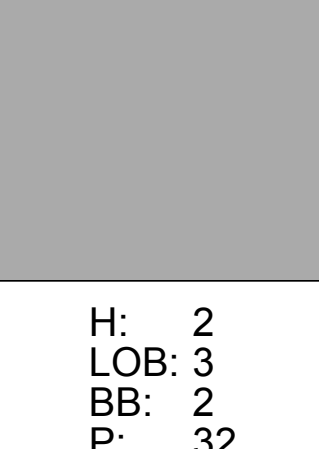
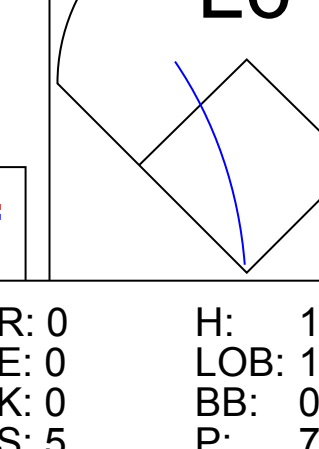
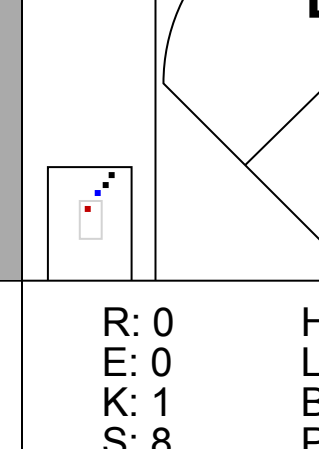
AB	37
R	5
H	13
RBI	5
BB	1
SO	9
LOB	15



AB	28
R	6
H	8
RBI	6
BB	4
SO	4
LOB	12



Batter	1	2	3	4	5	6	7	8	9	AB	R	H	RBI	BB	SO	LOB	TOP			
2 Julio Lugo, R OBP: 0.309, SLG: 0.295										4	1	1	0	0	1	0	Baltimore Orioles @ Toronto Blue Jays Rogers Centre, Toronto, ON Tue Jul 27 2010, 7:10 PM - 9:49 PM EDT Att: 16,862 - Clear - 81 F			
9 Miguel Tejada, R OBP: 0.305, SLG: 0.364										4	1	2	0	0	0	0				
21 Nick Markakis, L OBP: 0.379, SLG: 0.437										4	0	2	1	0	0	0				
30 Luke Scott, L OBP: 0.359, SLG: 0.576										3	0	0	1	0	1	2				
10 Adam Jones, R OBP: 0.308, SLG: 0.446										4	0	3	0	0	1	2				
32 Matt Wieters, S OBP: 0.323, SLG: 0.380										4	0	1	0	0	1	3				
18 Felix Pie, L OBP: 0.302, SLG: 0.420										3	0	0	0	1	2	2				
9 Jake Fox, R OBP: 0.261, SLG: 0.382										4	0	0	0	0	2	3				
3 Cesar Izturis, S OBP: 0.290, SLG: 0.286										4	0	0	0	0	2	3				
Inning Stats	R: 0 E: 0 K: 1 S: 6	H: 0 LOB: 0 BB: 0 P: 8	R: 0 E: 0 K: 1 S: 7	H: 1 LOB: 1 BB: 0 P: 11	R: 0 E: 0 K: 1 S: 7	H: 0 LOB: 0 BB: 0 P: 10	R: 0 E: 0 K: 0 S: 5	H: 0 LOB: 0 BB: 0 P: 9	R: 0 E: 0 K: 2 S: 14	H: 2 LOB: 2 BB: 0 P: 23	R: 0 E: 0 K: 3 S: 11	H: 1 LOB: 1 BB: 0 P: 15	R: 2 E: 0 K: 0 S: 11	H: 4 LOB: 1 BB: 0 P: 16	R: 0 E: 0 K: 2 S: 9	H: 0 LOB: 0 BB: 0 P: 15		1B: 7 2B: 3 3B: 0 HR: 0	SF: 1 SAC: 0 DP: 1 HBP: 0	WP: 0 PB: 0 SB: 1 CS: 0
PITCHER	IP WLS BF H R ER SO BB IBB HBP BLK WP HR S P ERA WHIP																			
24 Ricky Romero, L ERA: 3.46	(1, 1) 7.2 W 32 9 2 2 8 1 0 0 0 0 0 0 66 103 2.35 1.304																			
37 Scott Downs, L ERA: 2.34	(8, 1) 1.1 4 0 0 0 2 0 0 0 0 0 0 0 0 11 17 0.00 0.000																			

Batter	1	2	3	4	5	6	7	8	9	AB	R	H	RBI	BB	SO	LOB	BOTTOM			
15 Fred Lewis, L OBP: 0.347, SLG: 0.457										5	3	3	0	0	0	1	Baltimore Orioles @ Toronto Blue Jays Rogers Centre, Toronto, ON Tue Jul 27 2010, 7:10 PM - 9:49 PM EDT Att: 16,862 - Clear - 81 F			
5 Yunel Escobar, R OBP: 0.345, SLG: 0.325										5	2	3	0	0	1	2				
19 José Bautista, R OBP: 0.364, SLG: 0.580										4	3	4	5	1	0	0				
10 Vernon Wells, R OBP: 0.323, SLG: 0.517										4	0	1	2	1	0	4				
26 Adam Lind, L OBP: 0.275, SLG: 0.378										5	0	0	0	0	3	6				
2 Aaron Hill, R OBP: 0.281, SLG: 0.375											3	0	1	0	1	0				
35 Lyle Overbay, L OBP: 0.323, SLG: 0.408											3	0	0	1	1	1				
14 John Buck, R OBP: 0.311, SLG: 0.511											3	0	0	0	1	4				
12 Edwin Encarnación, R OBP: 0.309, SLG: 0.457										4	0	0	0	0	1	3				
Inning Stats	R: 3 E: 0 K: 1 S: 14	H: 3 LOB: 0 BB: 0 P: 21	R: 0 E: 0 K: 2 S: 9	H: 0 LOB: 1 BB: 1 P: 13	R: 1 E: 0 K: 1 S: 15	H: 2 LOB: 3 BB: 2 P: 32	R: 2 E: 1 K: 1 S: 13	H: 3 LOB: 1 BB: 0 P: 20	R: 0 E: 0 K: 0 S: 5	H: 1 LOB: 1 BB: 0 P: 7	R: 0 E: 0 K: 0 S: 12	H: 1 LOB: 2 BB: 1 P: 19	R: 0 E: 0 K: 1 S: 8	H: 0 LOB: 0 BB: 0 P: 13	R: 2 E: 0 K: 1 S: 13	H: 2 LOB: 0 BB: 1 P: 22		1B: 9 2B: 1 3B: 0 HR: 2	SF: 0 SAC: 0 DP: 1 HBP: 0	WP: 1 PB: 0 SB: 1 CS: 0
PITCHER	IP WLS BF H R ER SO BB IBB HBP BLK WP HR S P ERA WHIP																			
34 Kevin Millwood, R ERA: 5.98	(1, 1) 5.1 L 30 6 5 5 4 4 0 0 0 0 1 0 63 104 8.44 2.625																			
51 Michael Gonzalez, L ERA: 8.44	(6, 1) 1.2 6 0 0 0 1 0 0 0 0 0 1 0 13 21 0.00 0.000																			
55 Alfredo Simon, R ERA: 9.52	(8, 1) 1.0 5 2 2 2 1 1 0 0 0 0 0 1 13 22 18.00 3.000																			

AB	34
R	2
H	9
RBI	2
BB	1
SO	10
LOB	15



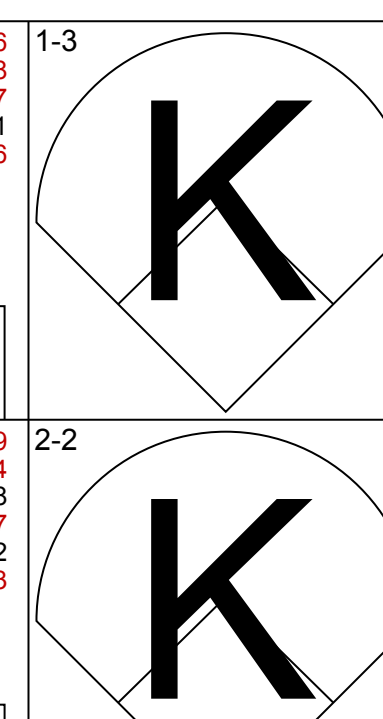
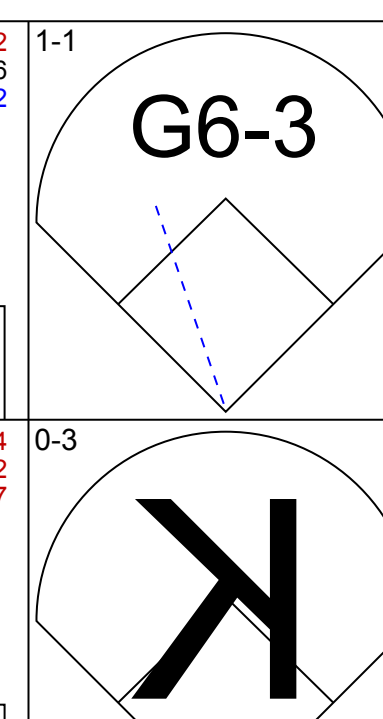
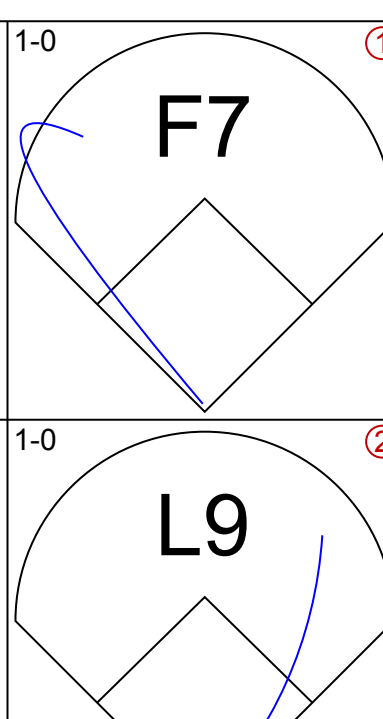
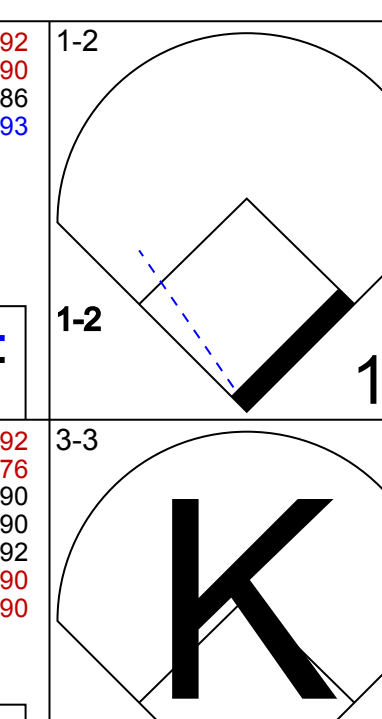
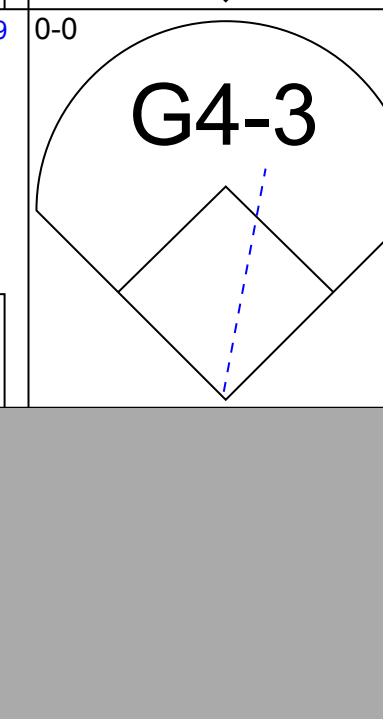
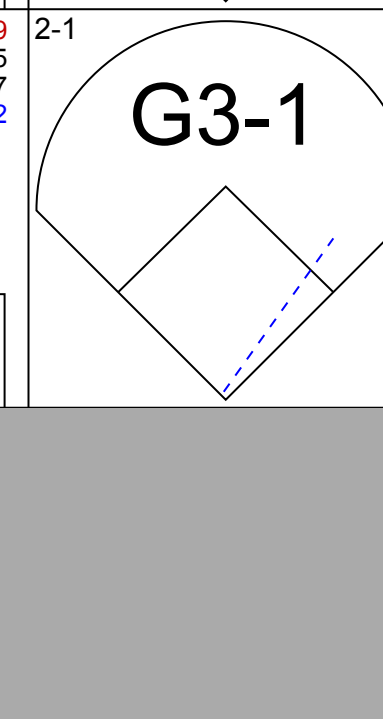

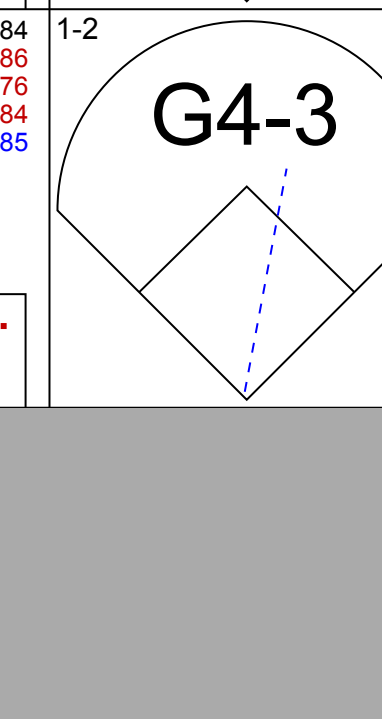




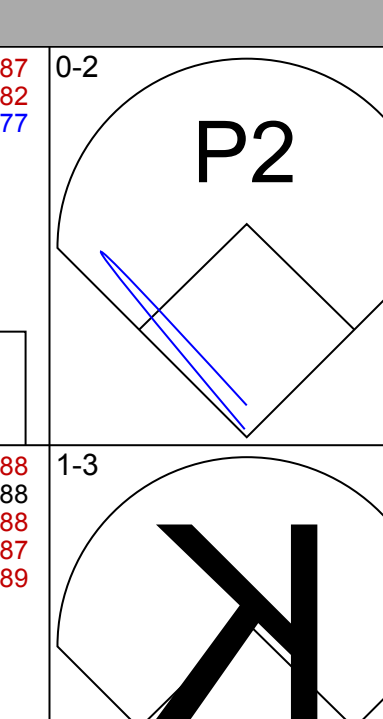
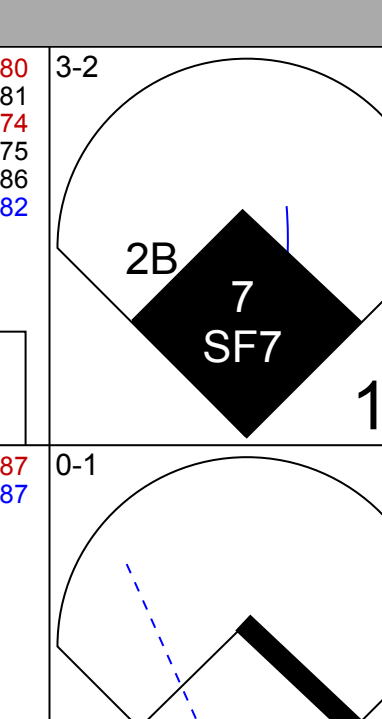
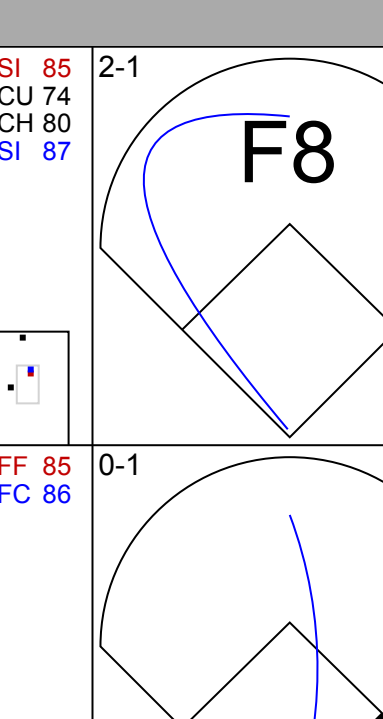
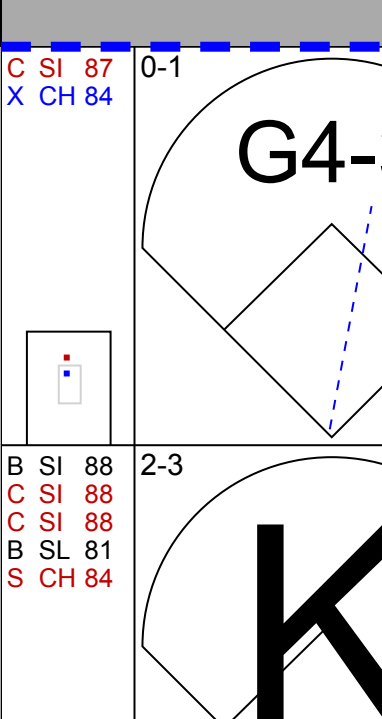
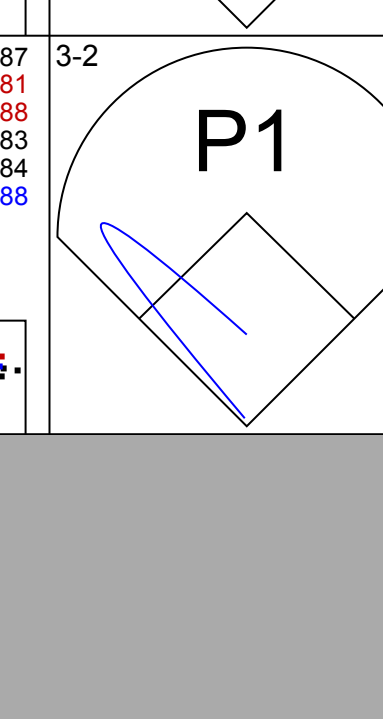
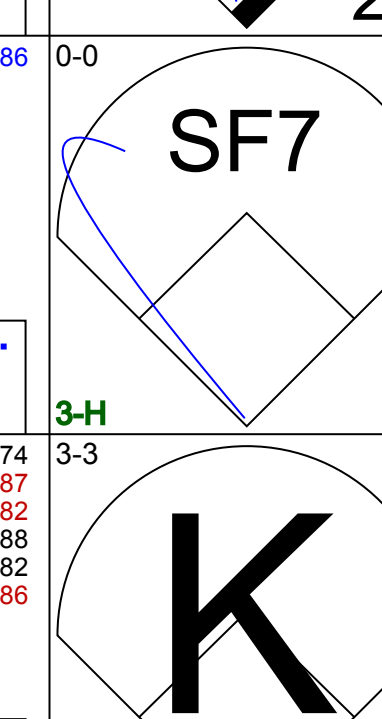
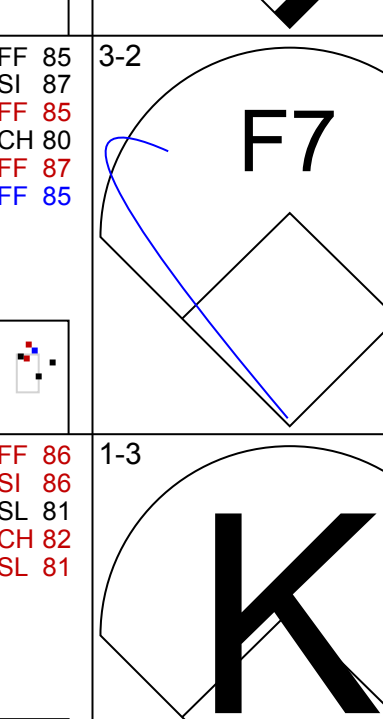
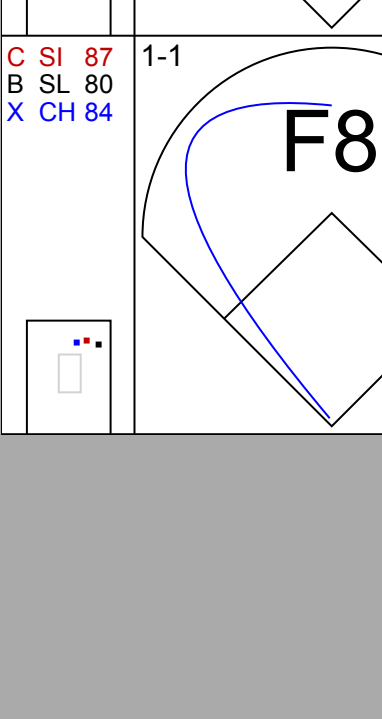

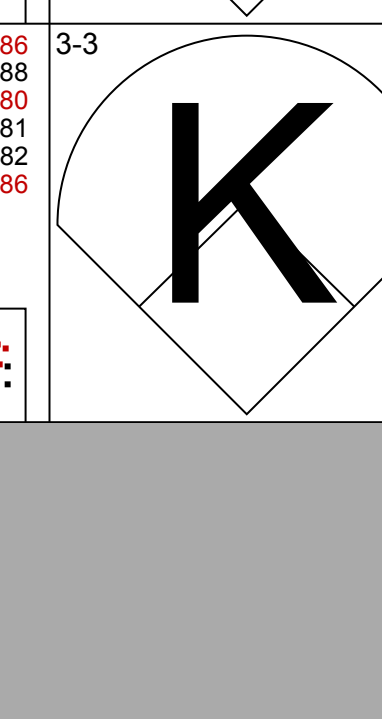


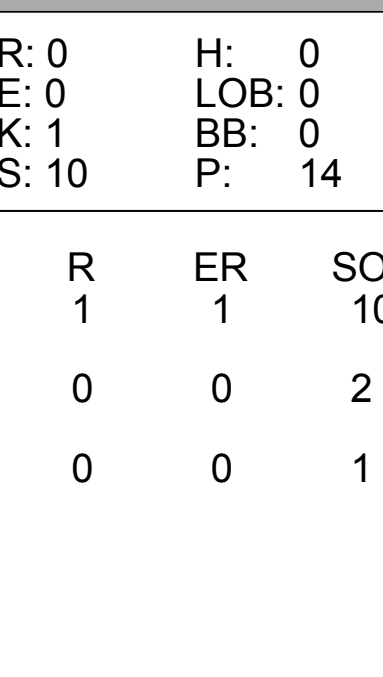
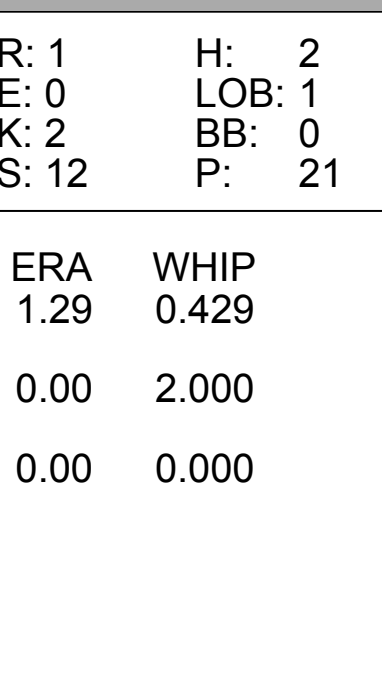
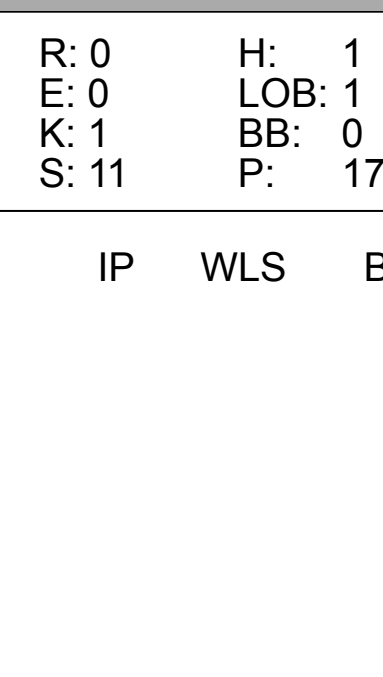
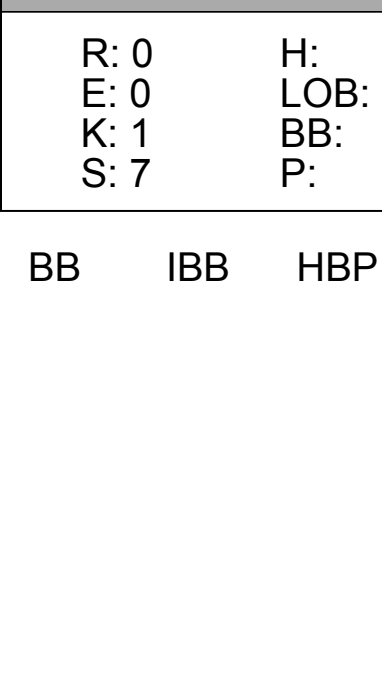
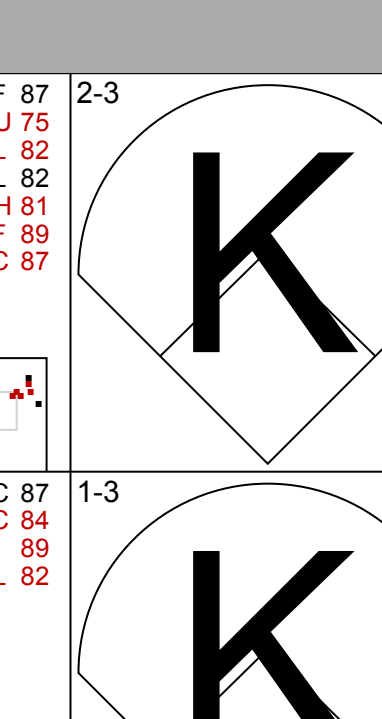
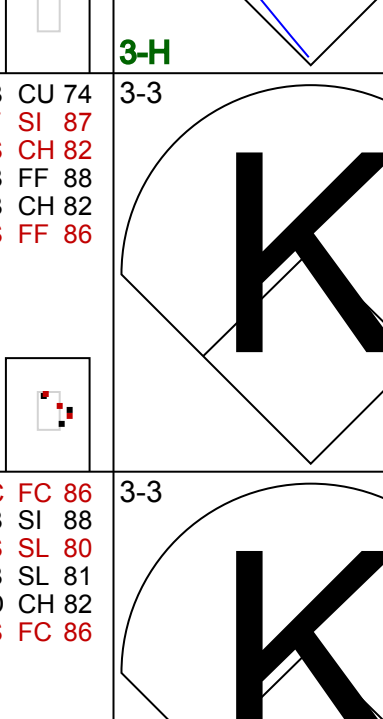
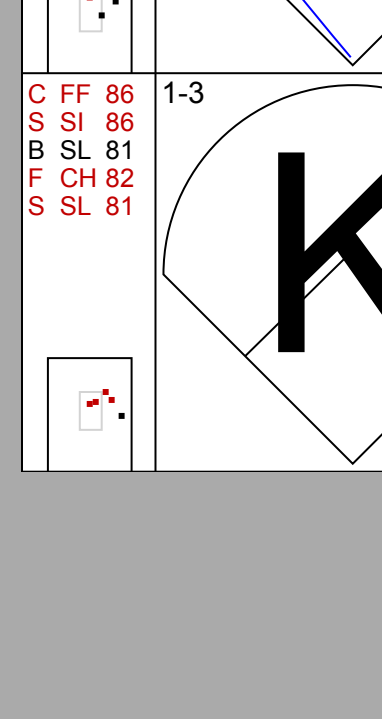

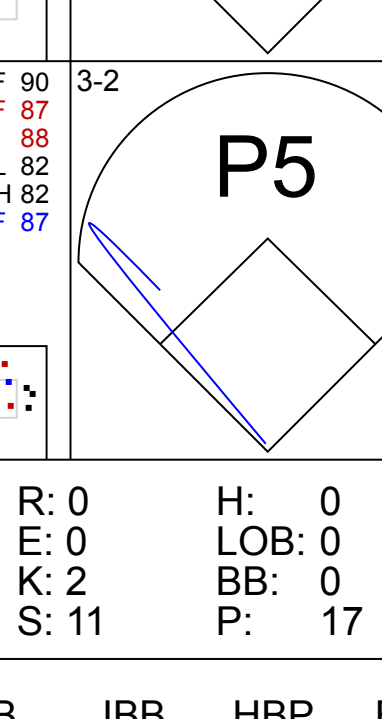
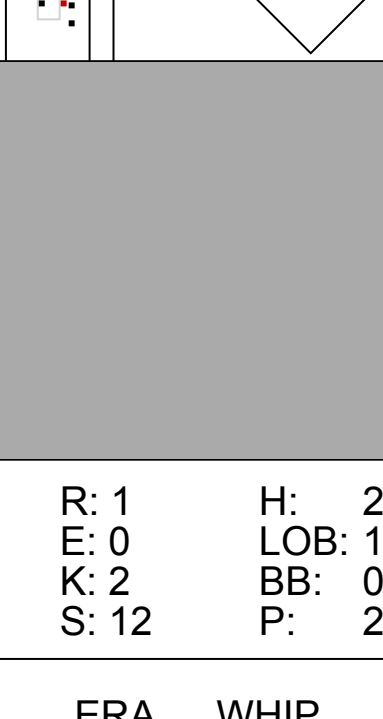
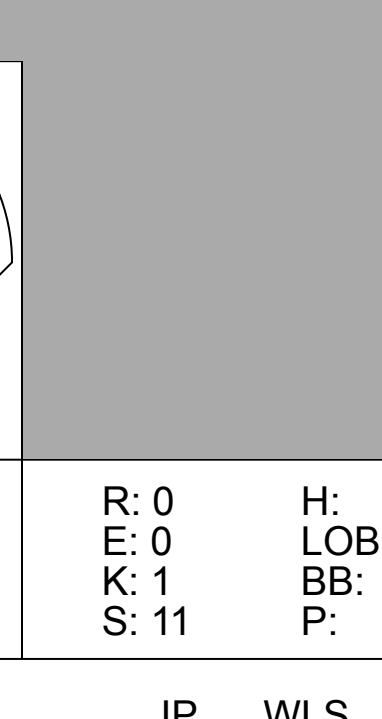
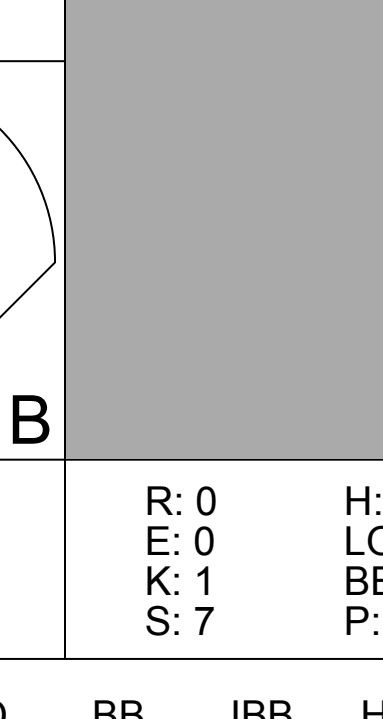


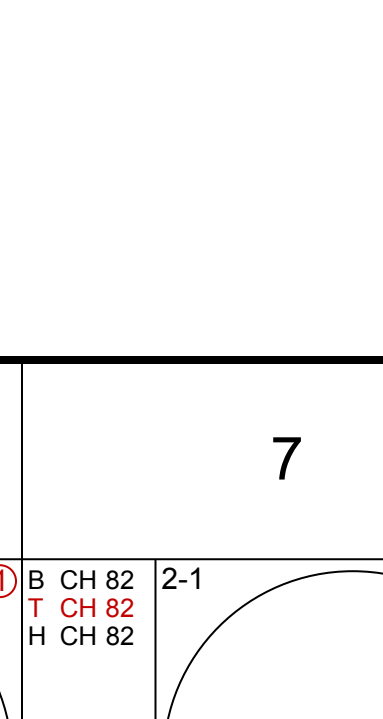
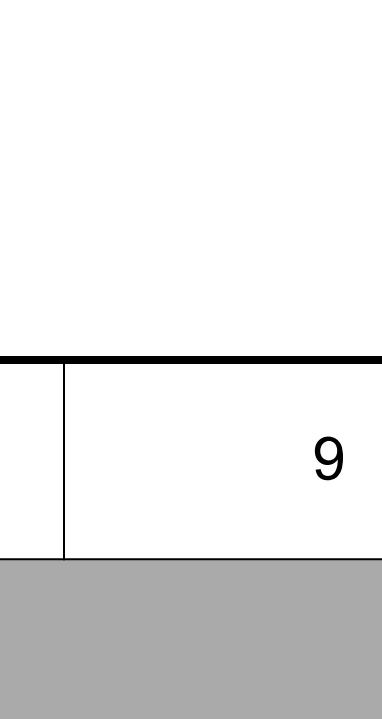
AB	36
R	8
H	12
RBI	8
BB	5
SO	7
LOB	21



Batter	1	2	3	4	5	6	7	8	9	AB	R	H	RBI	BB	SO	LOB	TOP										
1 Brian Roberts, S OBP: 0.242, SLG: 0.258										4	0	1	0	0	0	0	Baltimore Orioles @ Toronto Blue Jays Rogers Centre, Toronto, ON Wed Jul 28 2010, 7:10 PM - 9:33 PM EDT Att: 17,041 - Roof Closed - 68 F										
Miguel Tejada, R OBP: 0.305, SLG: 0.362										3	0	0	0	0	0	1											
21 Nick Markakis, L OBP: 0.380, SLG: 0.434										2	0	0	0	2	1	0											
30 Luke Scott, L OBP: 0.354, SLG: 0.567										4	0	0	0	0	1	3											
23 Ty Wigginton, R OBP: 0.327, SLG: 0.445										3	0	1	0	1	2	1											
10 Adam Jones, R OBP: 0.305, SLG: 0.442										4	0	0	0	0	1	2											
9 Jake Fox, R OBP: 0.283, SLG: 0.381										3	0	1	0	0	1	1											
6 Corey Patterson, L OBP: 0.325, SLG: 0.404											3	0	0	0	0	1											
3 Cesar Izturis, S OBP: 0.287, SLG: 0.283										3	0	0	0	0	0	0											
Inning Stats	R: 0 E: 0 K: 0 S: 6	H: 1 LOB: 0 BB: 0 P: 7	R: 0 E: 0 K: 0 S: 4	H: 0 LOB: 1 BB: 1 P: 8	R: 0 E: 0 K: 0 S: 8	H: 0 LOB: 0 BB: 0 P: 8	R: 0 E: 0 K: 1 S: 10	H: 0 LOB: 1 BB: 1 P: 20	R: 0 E: 0 K: 1 S: 8	H: 0 LOB: 0 BB: 0 P: 13	R: 0 E: 0 K: 2 S: 12	H: 1 LOB: 1 BB: 0 P: 16	R: 0 E: 0 K: 0 S: 9	H: 0 LOB: 0 BB: 0 P: 15	R: 0 E: 0 K: 2 S: 9	H: 1 LOB: 1 BB: 0 P: 11	1B: 2 2B: 1 3B: 0 HR: 0	SF: 0 SAC: 0 DP: 1 HBP: 1	WP: 1 PB: 0 SB: 1 CS: 0	PA: 33							
PITCHER	IP	WLS	BF	H	R	ER	SO	BB	IBB	HBP	BLK	WP	HR	S	P	ERA	WHIP										
59 Brad Mills, L ERA: 1.89	7.0	W	26	2	0	0	4	3	0	1	0	1	0	58	92	0.00	0.714										
25 David Purcey, L ERA: 1.89	0.2	H	2	0	0	0	0	0	0	0	0	0	0	6	9	0.00	0.000										
54 Jason Frasor, R ERA: 4.62	0.1	H	1	0	0	0	0	0	0	0	0	0	0	3	6	0.00	0.000										
63 Kevin Gregg, R ERA: 3.63	1.0		4	1	0	0	2	0	0	0	0	0	0	9	11	0.00	1.000										

Batter	1	2	3	4	5	6	7	8	9	AB	R	H	RBI	BB	SO	LOB	BOTTOM										
15 Fred Lewis, L OBP: 0.343, SLG: 0.452										4	0	0	0	0	1	2	Baltimore Orioles @ Toronto Blue Jays Rogers Centre, Toronto, ON Wed Jul 28 2010, 7:10 PM - 9:33 PM EDT Att: 17,041 - Roof Closed - 68 F										
5 Yunel Escobar, R OBP: 0.341, SLG: 0.320										4	0	0	0	0	0	0											
19 José Bautista, R OBP: 0.366, SLG: 0.585										4	1	2	0	0	0	0											
10 Vernon Wells, R OBP: 0.322, SLG: 0.515										4	1	1	0	0	0	2											
26 Adam Lind, L OBP: 0.283, SLG: 0.389										3	0	3	1	1	0	0											
1 Dewayne Wise, L OBP: 0.294, SLG: 0.580										0	1	0	0	0	0	0											
2 Aaron Hill, R OBP: 0.280, SLG: 0.372										3	1	0	0	1	0	4											
35 Lyle Overbay, L OBP: 0.322, SLG: 0.414										4	1	1	3	0	2	1											
14 John Buck, R OBP: 0.310, SLG: 0.507										4	0	1	0	0	1	2											
12 Edwin Encarnación, R OBP: 0.309, SLG: 0.455										3	0	1	0	0	0	1											
Inning Stats	R: 0 E: 0 K: 0 S: 6	H: 0 LOB: 0 BB: 0 P: 10	R: 1 E: 1 K: 1 S: 12	H: 2 LOB: 1 BB: 0 P: 19	R: 0 E: 0 K: 0 S: 5	H: 0 LOB: 0 BB: 0 P: 8	R: 0 E: 0 K: 0 S: 10	H: 1 LOB: 1 BB: 0 P: 14	R: 0 E: 0 K: 2 S: 15	H: 1 LOB: 1 BB: 0 P: 23	R: 0 E: 0 K: 0 S: 8	H: 1 LOB: 2 BB: 1 P: 15	R: 0 E: 0 K: 0 S: 10	H: 1 LOB: 1 BB: 0 P: 17	R: 4 E: 0 K: 1 S: 16	H: 3 LOB: 1 BB: 1 P: 26	1B: 5 2B: 2 3B: 1 HR: 1	SF: 0 SAC: 0 DP: 0 HBP: 0	WP: 0 PB: 0 SB: 0 CS: 0	PA: 35							
PITCHER	IP	WLS	BF	H	R	ER	SO	BB	IBB	HBP	BLK	WP	HR	S	P	ERA	WHIP										
46 Jeremy Guthrie, R ERA: 4.23	7.0	L	28	6	1	0	0	0	0	0	0	0	0	66	106	0.00	0.857										
19 Koji Uehara, R ERA: 2.81	0.2		3	1	1	1	0	0	0	0	0	0	0	8	13	13.50	1.500										
13 Will Ohman, L ERA: 3.41	0.1		4	2	3	3	1	0	1	0	0	0	1	8	13	81.00	6.000										

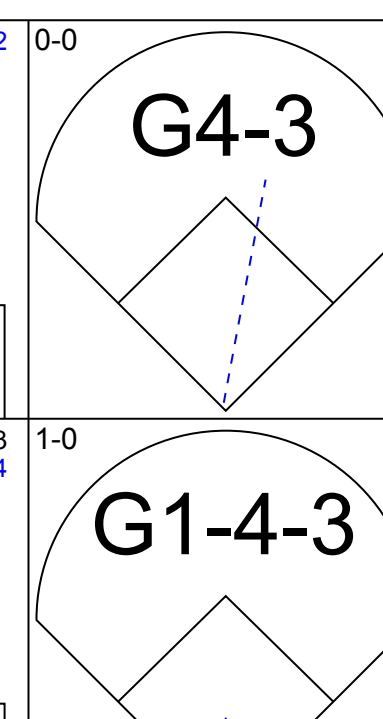
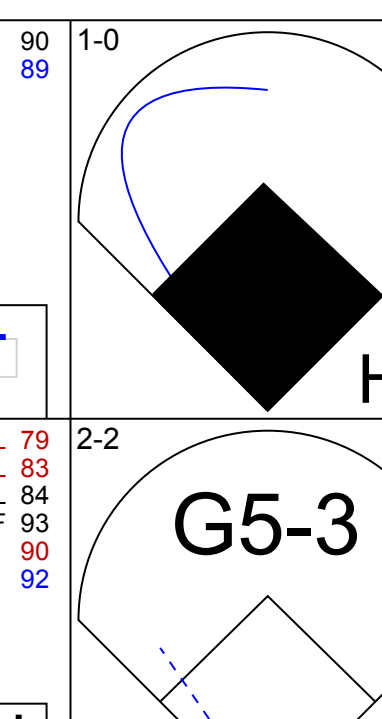
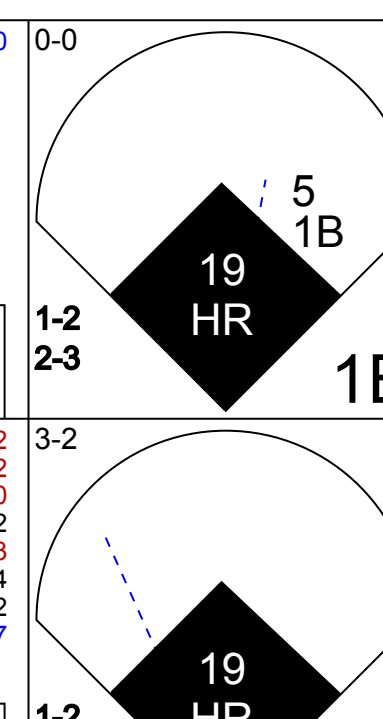
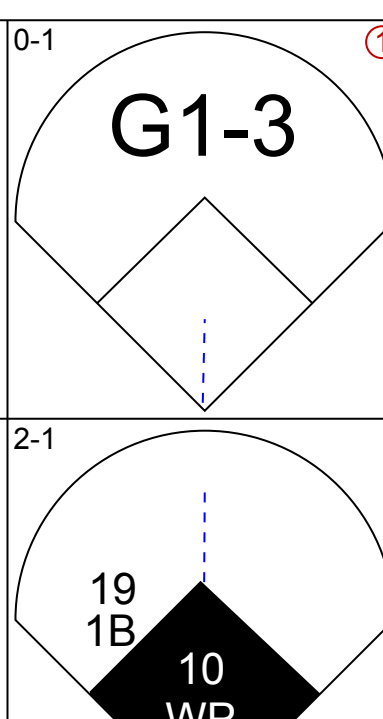

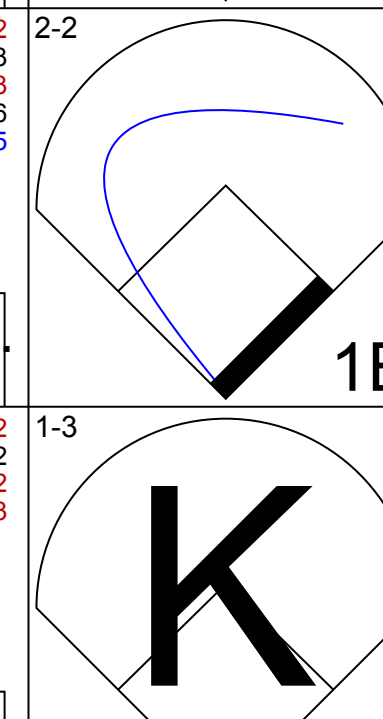
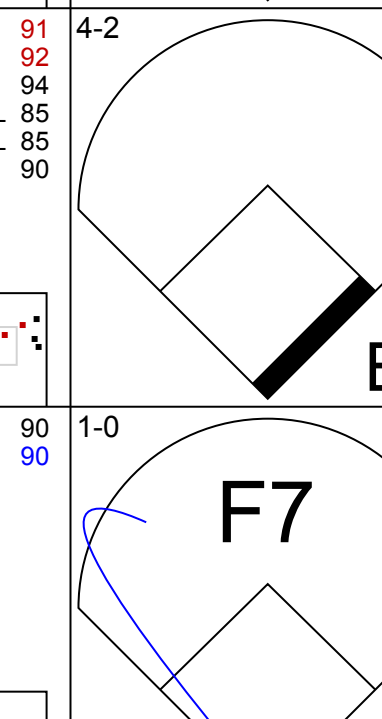
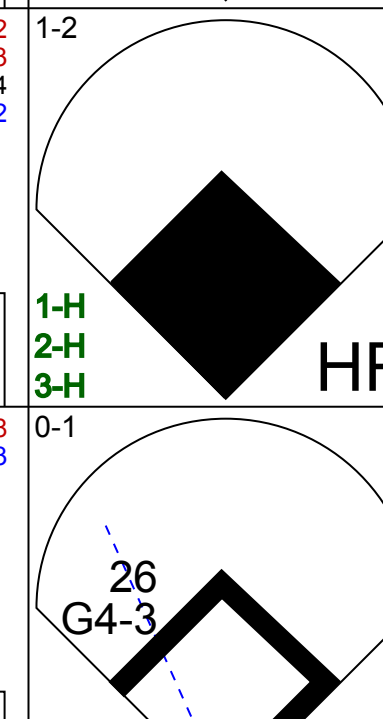
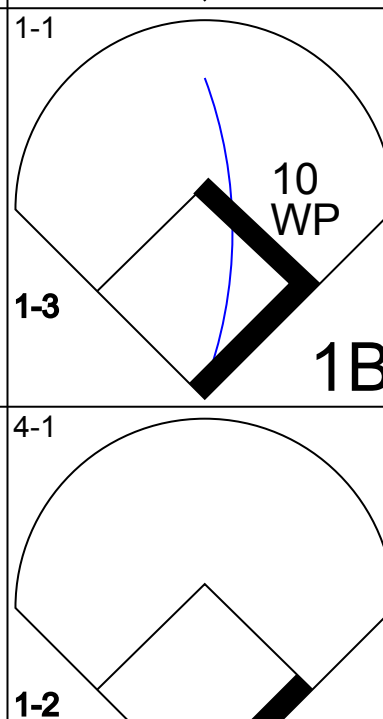
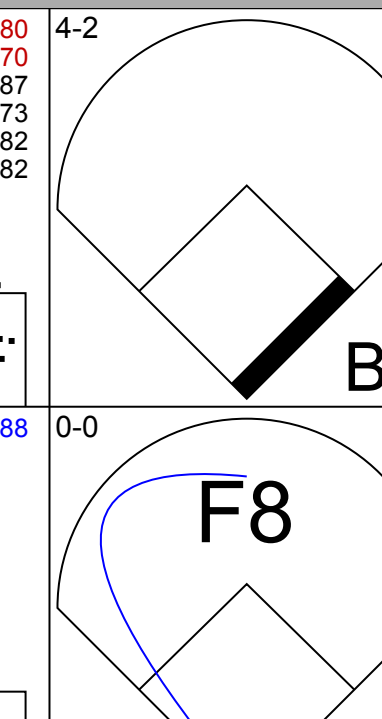

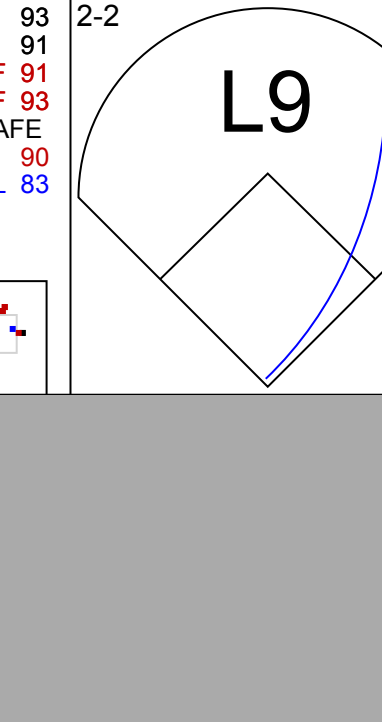
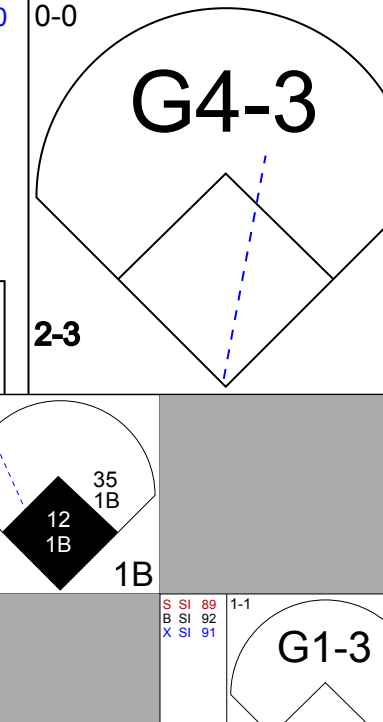
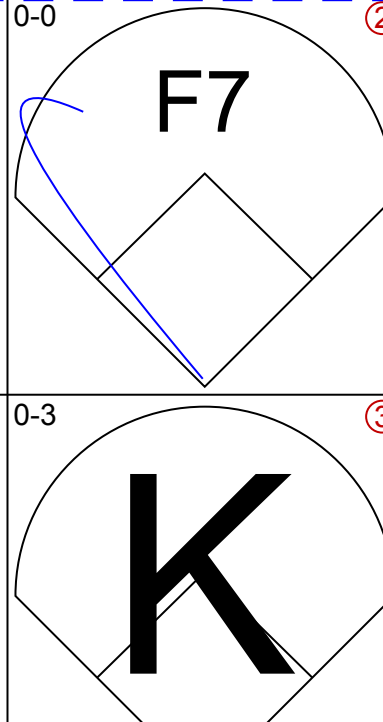
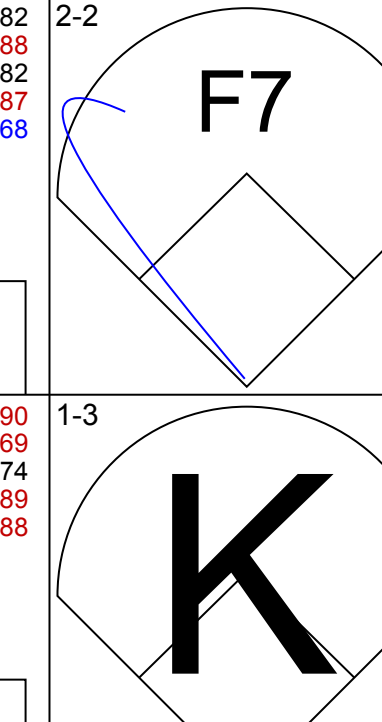


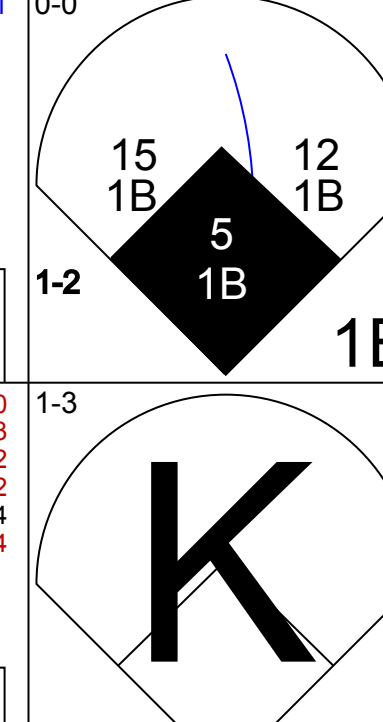


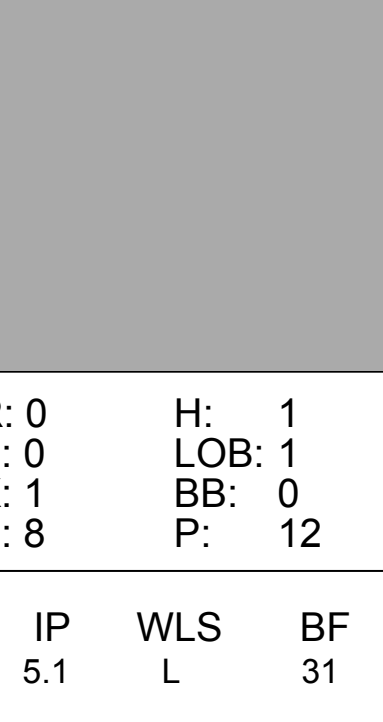
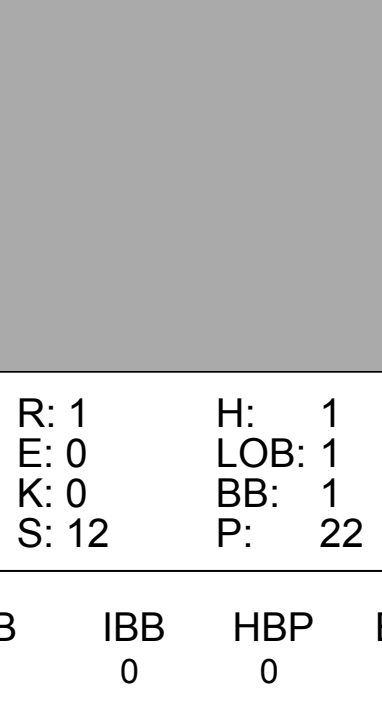
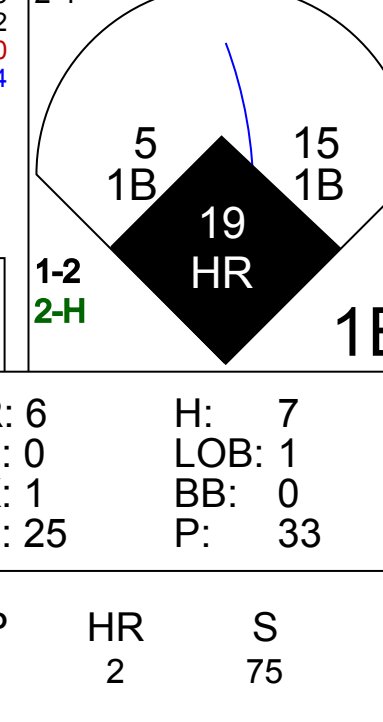


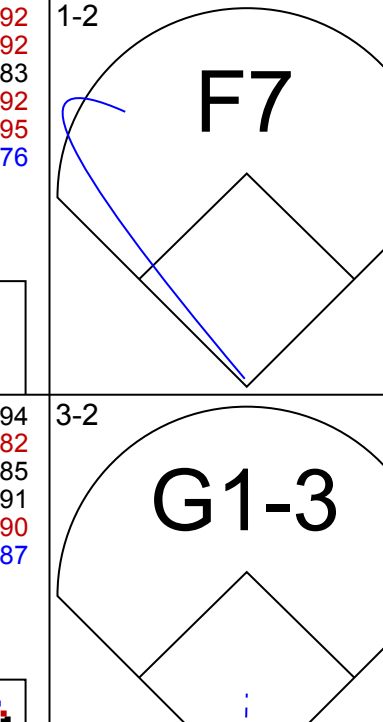
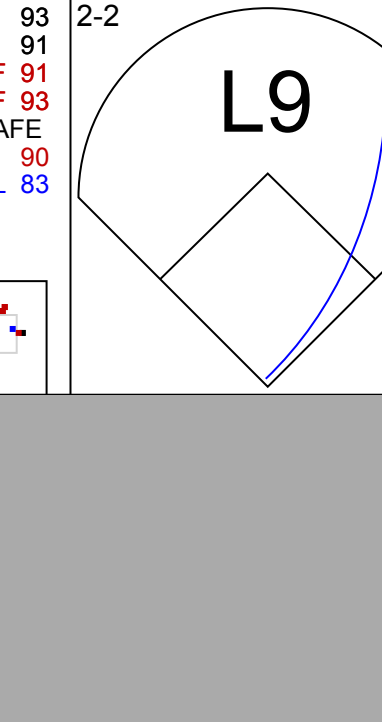
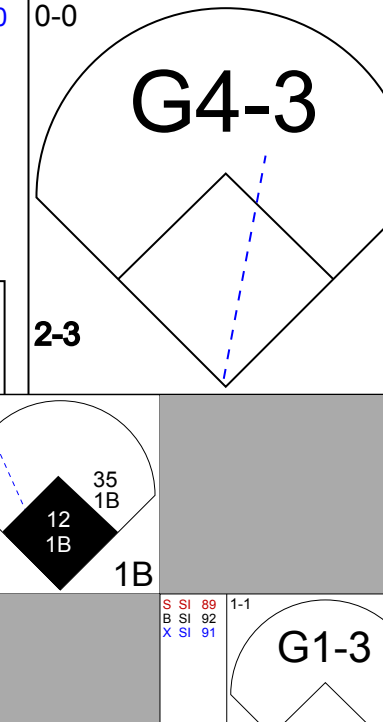
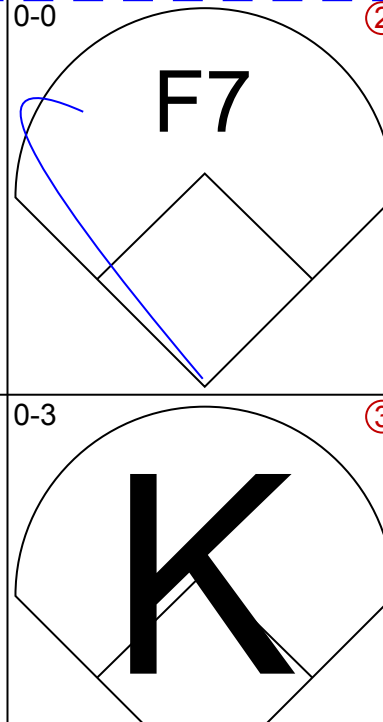
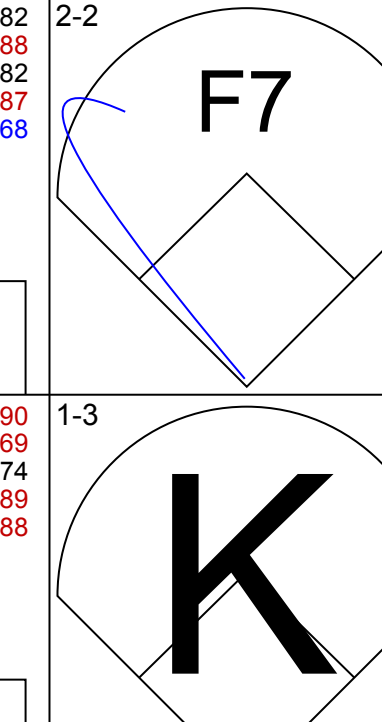


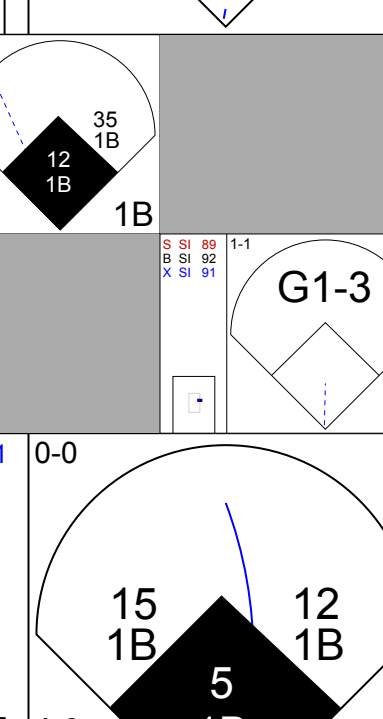

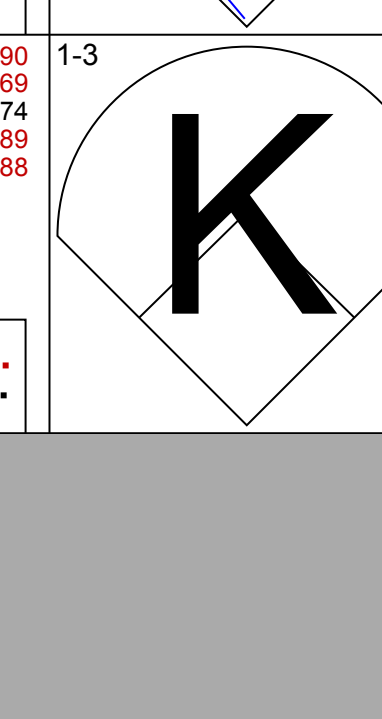


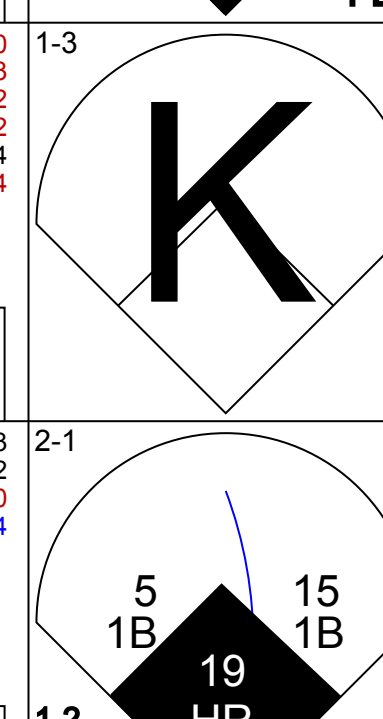


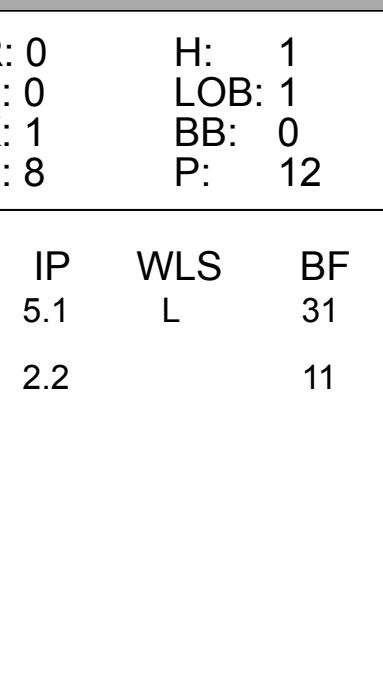
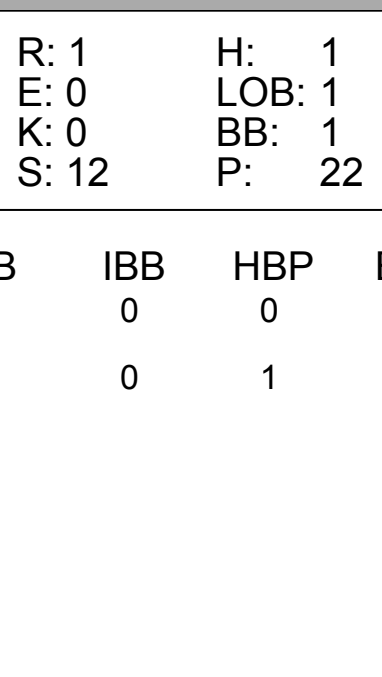
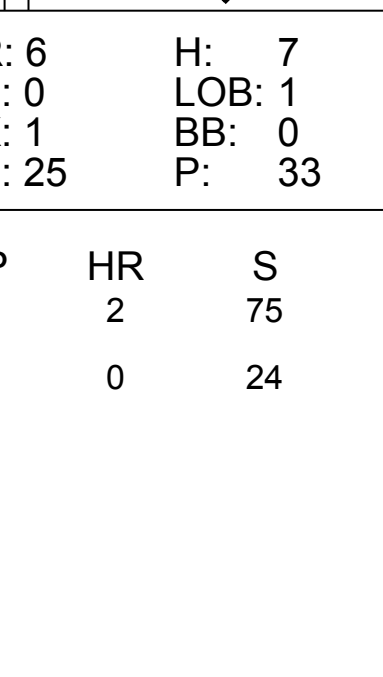
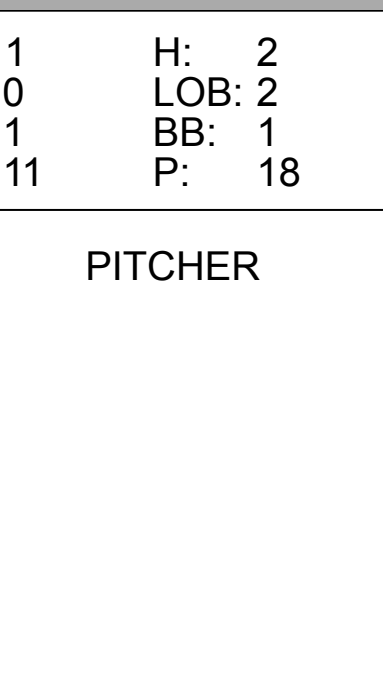
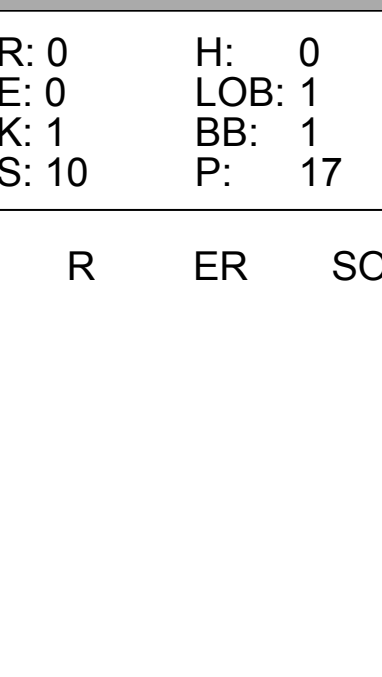
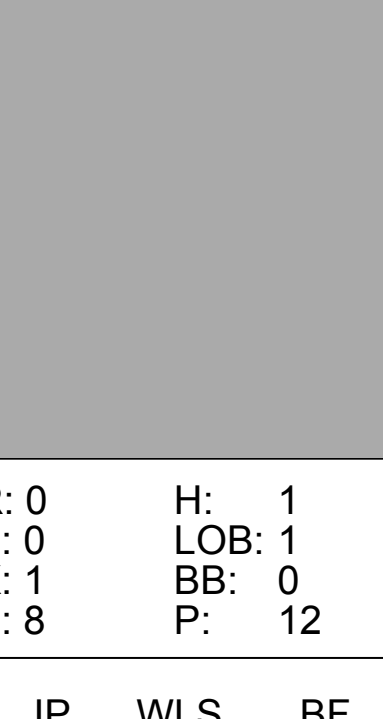
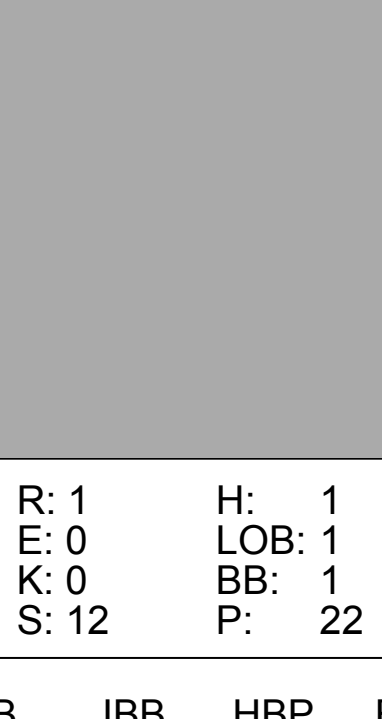
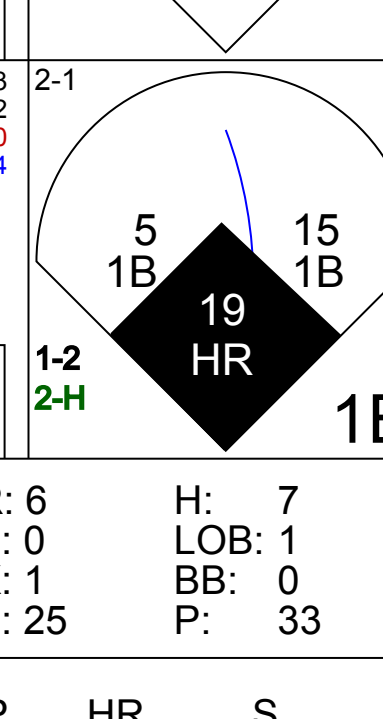
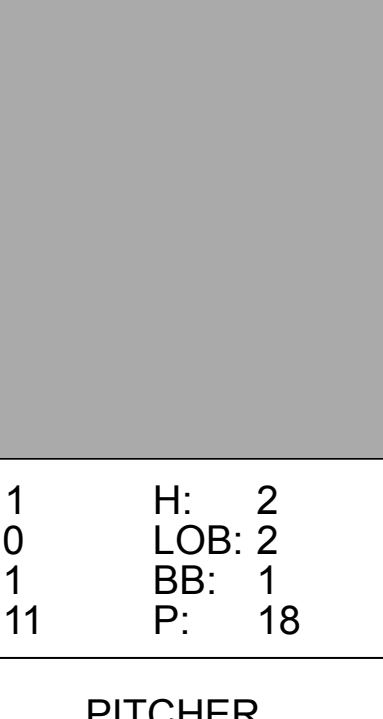
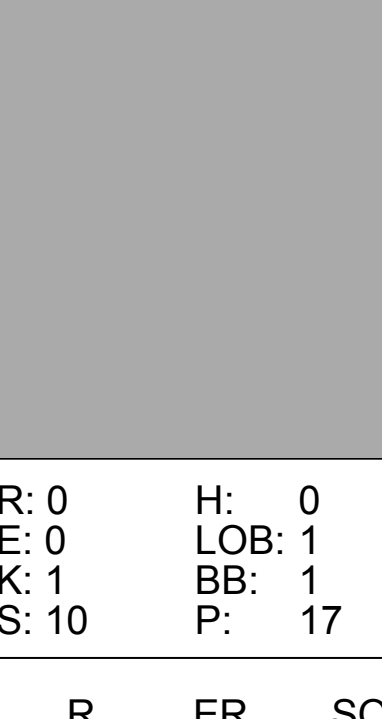


Batter	1	2	3	4	5	6	7	8	9	AB	R	H	RBI	BB	SO	LOB	TOP					
4 Trevor Crowe, S OBP: 0.318, SLG: 0.363										4	0	1	0	0	1	1						
13 Asdrúbal Cabrera, S OBP: 0.310, SLG: 0.339										4	0	0	0	0	3	3						
17 Shin-Soo Choo, L OBP: 0.390, SLG: 0.480										4	0	0	0	0	1	3						
41 Carlos Santana, S OBP: 0.406, SLG: 0.486										4	1	1	0	0	0	0						
Austin Kearns, R OBP: 0.354, SLG: 0.419										3	0	2	0	0	1	0						
8 Chris Gimenez, R OBP: 0.333, SLG: 0.308										1	0	0	0	0	1	0						
7 Matt LaPorta, R OBP: 0.319, SLG: 0.379										3	0	0	1	0	0	1						
47 Shelley Duncan, R OBP: 0.339, SLG: 0.471										3	0	0	0	0	3	2						
12 Jayson Nix, R OBP: 0.291, SLG: 0.400										3	0	0	0	0	3	1						
16 Jason Donald, R OBP: 0.317, SLG: 0.412										3	0	1	0	0	0	0						
Inning Stats	R: 0 H: 0 E: 0 K: 2 S: 9	H: 0 LOB: 0 BB: 0 P: 12	R: 0 H: 0 E: 0 K: 1 S: 10	H: 0 LOB: 0 BB: 0 P: 14	R: 0 H: 0 E: 0 K: 2 S: 11	H: 0 LOB: 0 BB: 0 P: 17	R: 0 H: 0 E: 0 K: 1 S: 7	H: 0 LOB: 1 BB: 0 P: 10	R: 1 H: 2 E: 0 K: 2 S: 12	H: 2 LOB: 1 BB: 0 P: 21	R: 0 H: 0 E: 1 K: 1 S: 9	H: 0 LOB: 1 BB: 0 P: 15	R: 0 H: 1 E: 0 K: 1 S: 11	H: 1 LOB: 1 BB: 0 P: 17	R: 0 H: 2 E: 0 K: 2 S: 17	H: 2 LOB: 2 BB: 0 P: 25	R: 0 H: 0 E: 0 K: 1 S: 7	H: 0 LOB: 0 BB: 0 P: 10	1B: 4 2B: 1 3B: 0 HR: 0	SF: 1 SAC: 0 DP: 0 HBP: 0	WP: 0 PB: 0 SB: 0 CS: 0	PA: 33
PITCHER	IP	WLS	BF	H	R	ER	SO	BB	IBB	HBP	BLK	WP	HR	S	P	ERA	WHIP					
28 Shaun Marcum, R ERA: 3.24	7.0	W	25	3	1	1	10	0	0	0	0	0	0	69	106	1.29	0.429					
44 Casey Janssen, R ERA: 4.07	1.0		5	2	0	0	2	0	0	0	0	0	0	17	25	0.00	2.000					
57 Shawn Camp, R ERA: 2.86	1.0		3	0	0	0	1	0	0	0	0	0	0	7	10	0.00	0.000					

Cleveland Indians @ Toronto Blue Jays
Rogers Centre, Toronto, ON
Fri Jul 30 2010, 7:10 PM - 9:51 PM EDT
Att: 20,228 - Partly Cloudy - 72 F

AB 32
R 1
H 5
RBI 1
BB 0
SO 13
LOB 11



Batter	1	2	3	4	5	6	7	8	9	AB	R	H	RBI	BB	SO	LOB	BOTTOM					
15 Fred Lewis, L OBP: 0.346, SLG: 0.462										4	2	2	1	0	0	0						
5 Yunel Escobar, R OBP: 0.342, SLG: 0.322										5	2	2	1	0	0	2						
19 José Bautista, R OBP: 0.373, SLG: 0.597										3	1	3	4	2	0	0						
45 Travis Snider, L OBP: 0.323, SLG: 0.483										0	0	0	0	0	0	0						
10 Vernon Wells, R OBP: 0.323, SLG: 0.514										4	0	1	0	1	1	3						
26 Adam Lind, L OBP: 0.279, SLG: 0.384										5	0	0	0	0	0	5						
2 Aaron Hill, R OBP: 0.276, SLG: 0.369										5	1	1	0	0	2	4						
35 Lyle Overbay, L OBP: 0.326, SLG: 0.421										4	1	3	0	0	1	0						
14 John Buck, R OBP: 0.310, SLG: 0.504										4	0	1	0	0	1	3						
12 Edwin Encarnación, R OBP: 0.308, SLG: 0.451										4	1	1	1	0	1	3						
Inning Stats	R: 0 H: 1 E: 0 K: 1 S: 8	H: 2 LOB: 2 BB: 0 P: 12	R: 0 H: 2 E: 0 K: 0 S: 14	H: 2 LOB: 0 BB: 0 P: 20	R: 1 H: 1 E: 0 K: 0 S: 12	H: 1 LOB: 1 BB: 1 P: 22	R: 6 H: 7 E: 0 K: 1 S: 25	H: 7 LOB: 1 BB: 0 P: 33	R: 0 H: 0 E: 0 K: 1 S: 9	H: 0 LOB: 0 BB: 0 P: 13	R: 1 H: 2 E: 0 K: 1 S: 11	H: 2 LOB: 2 BB: 1 P: 18	R: 0 H: 1 E: 0 K: 1 S: 10	H: 1 LOB: 2 BB: 0 P: 16	R: 0 H: 0 E: 0 K: 1 S: 10	H: 0 LOB: 1 BB: 1 P: 17	1B: 10 2B: 2 3B: 0 HR: 2	SF: 0 SAC: 0 DP: 0 HBP: 1	WP: 1 PB: 0 SB: 0 CS: 0	PA: 42		
PITCHER	IP	WLS	BF	H	R	ER	SO	BB	IBB	HBP	BLK	WP	HR	S	P	ERA	WHIP					
63 Justin Masterson, R ERA: 5.55	5.1	L	31	13	8	8	3	2	0	0	0	0	0	75	114	13.50	2.812					
39 Justin Germano, R ERA:	2.2		11	1	0	0	3	1	0	1	0	0	0	24	37	0.00	0.750					

Cleveland Indians @ Toronto Blue Jays
Rogers Centre, Toronto, ON
Fri Jul 30 2010, 7:10 PM - 9:51 PM EDT
Att: 20,228 - Partly Cloudy - 72 F

AB 38
R 8
H 14
RBI 7
BB 3
SO 6
LOB 20



Batter	1	2	3	4	5	6	7	8	9	AB	R	H	RBI	BB	SO	LOB	TOP			
4 Trevor Crowe, S (1,8) OBP: 0.313, SLG: 0.356	G6-3		F7		G3		G3-1		G4-3	5	0	0	0	0	0	1	Cleveland Indians @ Toronto Blue Jays Rogers Centre, Toronto, ON Sat Jul 31 2010, 1:09 PM - 3:56 PM EDT Att: 22,663 - Sunny - 73 F			
13 Asdrúbal Cabrera, S (1,6) OBP: 0.312, SLG: 0.343	F9		G5-3				17 2B		L8	4	1	1	0	1	0	1				
17 Shin-Soo Choo, L (1,9) OBP: 0.390, SLG: 0.482	K				F7		1H 2B		G4-3	5	1	2	1	0	1	1				
41 Carlos Santana, S (1,10) OBP: 0.402, SLG: 0.479	G6-3				1B		F7			4	0	1	0	0	0	2				
7 Matt LaPorta, R (1,3) OBP: 0.318, SLG: 0.373	47 1B		L6				K		P3	3	0	0	0	1	1	3				
47 Shelley Duncan, R (1,7) OBP: 0.353, SLG: 0.486	12 G1-6-3		8 FC5		16 BB		2B		K	3	0	2	0	1	1	0				
12 Jayson Nix, R (1,5) 25 Andy Marte, R (8,5) OBP: 0.278, SLG: 0.337	G1-6-3		K				P6		1B	4	0	1	0	0	1	6				
16 Jason Donald, R (1,4) OBP: 0.325, SLG: 0.410			13 WP		8 FC5		BB		P4	1	0	0	1	3	0	1				
8 Chris Gimenez, R (1,2) OBP: 0.263, SLG: 0.235	K		FC5				K		K	4	0	0	0	0	3	7				
Inning Stats	R: 0 E: 0 K: 1 S: 6	H: 0 LOB: 0 BB: 0 P: 10	R: 0 E: 0 K: 0 S: 7	H: 1 LOB: 1 BB: 1 P: 13	R: 0 E: 0 K: 1 S: 9	H: 0 LOB: 1 BB: 1 P: 18	R: 1 E: 0 K: 1 S: 23	H: 2 LOB: 3 BB: 2 P: 38	R: 0 E: 0 K: 2 S: 14	H: 1 LOB: 2 BB: 1 P: 23	R: 1 E: 0 K: 0 S: 9	H: 1 LOB: 1 BB: 1 P: 17	R: 0 E: 0 K: 2 S: 9	H: 1 LOB: 1 BB: 0 P: 11	R: 0 E: 0 K: 0 S: 9	H: 0 LOB: 0 BB: 0 P: 11		1B: 4 2B: 3 3B: 0 HR: 0	SF: 0 SAC: 0 DP: 1 HBP: 0	WP: 1 PB: 0 SB: 0 CS: 0
PITCHER	IP WLS BF H R ER SO BB IBB HBP BLK WP HR S P ERA WHIP																			
27 Brett Cecil, L (1,1) ERA: 3.77	6.0		27	5	1	1	5	5	0	0	0	0	1	0	6	114	1.50	1.667		
56 Brian Tallet, L (7,1) ERA: 6.39	0.2	L	4	1	1	1	0	1	0	0	0	0	0	0	6	12	13.50	3.000		
54 Jason Frasor, R (7,1) ERA: 4.46	1.1		5	1	0	0	2	0	0	0	0	0	0	0	12	16	0.00	0.750		
37 Scott Downs, L (9,1) ERA: 2.28	1.0		3	0	0	0	0	0	0	0	0	0	0	9	11	0.00	0.000			

AB	33
R	2
H	7
RBI	2
BB	6
SO	7
LOB	22



Batter	1	2	3	4	5	6	7	8	9	AB	R	H	RBI	BB	SO	LOB	BOTTOM					
15 Fred Lewis, L (1,7) OBP: 0.342, SLG: 0.456	G6-3		E3		G3-1				F7	4	0	0	0	0	0	2	Cleveland Indians @ Toronto Blue Jays Rogers Centre, Toronto, ON Sat Jul 31 2010, 1:09 PM - 3:56 PM EDT Att: 22,663 - Sunny - 73 F					
5 Yunel Escobar, R (1,6) OBP: 0.338, SLG: 0.318	F8		F3		K				G1-3	4	0	0	0	0	1	3						
19 José Bautista, R (1,9) OBP: 0.372, SLG: 0.592	F8		G1-3						G5-6-3	3	0	0	0	1	0	3						
10 Vernon Wells, R (1,8) OBP: 0.325, SLG: 0.514	K		G6-3		26 L3		10 1B		2 SH2-4	4	0	2	0	0	1	0						
26 Adam Lind, L (1,10) 1 Dewayne Wise, L (9, PR) OBP: 0.294, SLG: 0.580	K		L7		L3		26 1B		2 SH2-4	3	0	0	0	0	0	1						
2 Aaron Hill, R (1,4) OBP: 0.280, SLG: 0.369	K		1B				F8		SH2-4	3	0	1	0	0	1	0						
35 Lyle Overbay, L (1,3) OBP: 0.330, SLG: 0.420			15 1B		K		12 E		IBB	1	0	0	0	3	1	1						
12 Edwin Encarnación, R (1,5) OBP: 0.303, SLG: 0.442	L7				F7		FC5		K	4	0	0	0	0	1	5						
8 José Molina, R (1,2) OBP: 0.351, SLG: 0.446			15 E				G1-4-3		K	3	1	2	1	0	0	2						
45 Travis Snider, L (9, PH) OBP: 0.321, SLG: 0.479			1B		HR				K	1	0	0	0	0	1	3						
Inning Stats	R: 0 E: 0 K: 0 S: 8	H: 0 LOB: 0 BB: 0 P: 14	R: 0 E: 0 K: 3 S: 11	H: 0 LOB: 0 BB: 0 P: 14	R: 0 E: 0 K: 0 S: 13	H: 1 LOB: 3 BB: 1 P: 25	R: 0 E: 0 K: 1 S: 9	H: 1 LOB: 1 BB: 0 P: 11	R: 1 E: 0 K: 1 S: 7	H: 1 LOB: 0 BB: 0 P: 10	R: 0 E: 0 K: 0 S: 5	H: 1 LOB: 0 BB: 1 P: 12	R: 0 E: 0 K: 0 S: 13	H: 0 LOB: 1 BB: 1 P: 22	R: 0 E: 0 K: 0 S: 9	H: 0 LOB: 0 BB: 0 P: 12	R: 0 E: 0 K: 2 S: 11	H: 1 LOB: 3 BB: 1 P: 18	1B: 4 2B: 1 3B: 0 HR: 1	SF: 0 SAC: 1 DP: 2 HBP: 1	WP: 0 PB: 0 SB: 0 CS: 0	PA: 36
PITCHER	IP WLS BF H R ER SO BB IBB HBP BLK WP HR S P ERA WHIP																					
43 Josh Tomlin, R (1,1) ERA: 1.46	5.1		22	4	1	1	5	2	0	0	0	0	0	0	8	15	0.00	1.000				
50 Jensen Lewis, R (6,1) ERA: 4.01	1.0	W	3	0	0	0	0	1	0	0	0	0	0	0	8	15	0.00	1.000				
3B Joe Smith, R (7,1) ERA: 5.57	1.2	H	5	0	0	0	0	0	0	0	0	0	0	15	22	0.00	0.000					
54 Chris Perez, R (9,1) ERA: 2.18	1.0	S	6	1	0	0	2	0	1	1	0	0	0	0	11	18	0.00	1.000				

AB	30
R	1
H	5
RBI	1
BB	4
SO	7
LOB	20



Batter	1	2	3	4	5	6	7	8	9	AB	R	H	RBI	BB	SO	LOB	TOP					
4 Trevor Crowe, S OBP: 0.317, SLG: 0.359										3	2	1	0	1	1	0	Cleveland Indians @ Toronto Blue Jays Rogers Centre, Toronto, ON Sun Aug 01 2010, 1:11 PM - 4:08 PM EDT Att: 21,797 - Sunny - 75 F					
13 Asdrúbal Cabrera, S OBP: 0.314, SLG: 0.361										5	2	2	2	0	0	1						
17 Shin-Soo Choo, L OBP: 0.391, SLG: 0.479										2	0	0	0	1	0	1						
41 Carlos Santana, S OBP: 0.404, SLG: 0.476										3	0	1	1	1	0	1						
7 Matt LaPorta, R OBP: 0.317, SLG: 0.376										4	0	1	0	0	0	5						
35 Jordan Brown, L (1, 10)										4	0	0	0	0	2	2						
47 Shelley Duncan, R OBP: 0.341, SLG: 0.468										4	0	0	0	0	1	0						
1 Luis Valbuena, L OBP: 0.262, SLG: 0.239										3	0	1	0	0	1	0						
25 Andy Marte, R OBP: 0.276, SLG: 0.333										1	0	0	0	0	0	0						
16 Jason Donald, R OBP: 0.324, SLG: 0.422										4	1	1	1	0	1	1						
Inning Stats	R: 2 E: 0 K: 10 S: 10	H: 2 LOB: 1 BB: 1 P: 22	R: 0 E: 0 K: 0 S: 5	H: 0 LOB: 0 BB: 0 P: 9	R: 0 E: 1 K: 0 S: 13	H: 1 LOB: 2 BB: 0 P: 19	R: 0 E: 0 K: 1 S: 8	H: 1 LOB: 1 BB: 0 P: 14	R: 2 E: 0 K: 1 S: 10	H: 2 LOB: 1 BB: 2 P: 22	R: 1 E: 0 K: 2 S: 12	H: 1 LOB: 0 BB: 0 P: 17	R: 0 E: 0 K: 0 S: 6	H: 0 LOB: 0 BB: 0 P: 11	R: 0 E: 0 K: 1 S: 14	H: 0 LOB: 0 BB: 0 P: 21	R: 0 E: 0 K: 1 S: 13	H: 0 LOB: 0 BB: 0 P: 21	1B: 3 2B: 2 3B: 0 HR: 2	SF: 0 SAC: 0 DP: 1 HBP: 2	WP: 0 PB: 0 SB: 1 CS: 0	PA: 38
PITCHER	IP WLS BF H R ER SO BB IBB HBP BLK WP HR S P ERA WHIP																					
51 Jesse Litsch, R ERA: 5.79	(1, 1) 4.0 L 21 6 4 4 1 2 0 0 1 0 0 0 1 41 74 9.00 2.000																					
56 Brian Tallet, L ERA: 6.18	(5, 1) 3.0 11 1 1 1 3 1 0 0 1 0 0 0 1 23 40 3.00 0.667																					
25 David Purcey, L ERA: 1.61	(8, 1) 1.0 3 0 0 0 1 0 0 0 0 0 0 0 14 21 0.00 0.000																					
63 Kevin Gregg, R ERA: 3.54	(9, 1) 1.0 3 0 0 0 1 0 0 0 0 0 0 0 13 21 0.00 0.000																					

Batter	1	2	3	4	5	6	7	8	9	AB	R	H	RBI	BB	SO	LOB	BOTTOM					
1 Dewayne Wise, L OBP: 0.291, SLG: 0.556										4	0	1	0	0	2	1	Cleveland Indians @ Toronto Blue Jays Rogers Centre, Toronto, ON Sun Aug 01 2010, 1:11 PM - 4:08 PM EDT Att: 21,797 - Sunny - 75 F					
5 Yunel Escobar, R OBP: 0.336, SLG: 0.325										5	1	1	1	0	0	2						
19 José Bautista, R OBP: 0.372, SLG: 0.596										4	1	1	1	1	1	1						
10 Vernon Wells, R OBP: 0.326, SLG: 0.519										4	1	2	0	0	0	0						
26 Adam Lind, L OBP: 0.279, SLG: 0.378										3	0	0	0	1	0	2						
2 Aaron Hill, R OBP: 0.282, SLG: 0.379										4	1	2	2	0	1	0						
35 Lyle Overbay, L ERA: 5.18										4	0	1	0	0	2	2						
6 John McDonald, R OBP: 0.238, SLG: 0.397										0	0	0	0	0	0	0						
14 John Buck, R OBP: 0.309, SLG: 0.498										3	0	0	0	0	1	1						
45 Travis Snider, L OBP: 0.319, SLG: 0.471										4	0	1	0	0	0	1						
Inning Stats	R: 0 E: 0 K: 1 S: 9	H: 1 LOB: 2 BB: 1 P: 16	R: 1 E: 0 K: 0 S: 7	H: 1 LOB: 0 BB: 0 P: 15	R: 1 E: 0 K: 1 S: 14	H: 2 LOB: 2 BB: 1 P: 25	R: 0 E: 0 K: 0 S: 7	H: 1 LOB: 1 BB: 0 P: 8	R: 0 E: 0 K: 2 S: 9	H: 0 LOB: 0 BB: 0 P: 16	R: 0 E: 0 K: 2 S: 9	H: 0 LOB: 0 BB: 0 P: 13	R: 2 E: 0 K: 1 S: 20	H: 2 LOB: 0 BB: 0 P: 28	R: 0 E: 0 K: 1 S: 14	H: 1 LOB: 2 BB: 0 P: 25	R: 0 E: 0 K: 1 S: 7	H: 1 LOB: 1 BB: 0 P: 9	1B: 4 2B: 2 3B: 0 HR: 3	SF: 0 SAC: 1 DP: 0 HBP: 1	WP: 0 PB: 0 SB: 1 CS: 0	PA: 39
PITCHER	IP WLS BF H R ER SO BB IBB HBP BLK WP HR S P ERA WHIP																					
58 Jeanmar Gómez, R ERA: 1.5	(1, 1) 5.0 W 23 5 2 2 2 2 0 0 0 0 0 0 1 46 80 3.60 1.400																					
49 Tony Sipp, L ERA: 5.18	(6, 1) 1.2 H 6 1 1 1 3 2 0 0 0 0 0 0 1 24 34 5.40 0.600																					
56 Frank Herrmann, R ERA: 3.18	(7, 1) 0.1 H 2 1 1 1 0 0 0 0 0 0 0 0 1 5 7 27.00 3.000																					
53 Rafael Perez, L ERA: 3.29	(8, 1) 0.2 H 3 1 0 0 0 0 0 0 0 0 0 0 9 17 0.00 1.500																					
38 Joe Smith, R ERA: 5.49	(8, 1) 0.1 H 1 0 0 0 1 0 0 0 0 0 0 0 5 8 0.00 0.000																					



Batter	1	2	3	4	5	6	7	8	9	AB R H RBI BB SO LOB	TOP							
15 Fred Lewis, L (1,10) OBP: 0.343, SLG: 0.456	F9		HBP		2B	G4-6-3		G5-3		4 1 1 0 0 0 2	Toronto Blue Jays @ New York Yankees Yankee Stadium, Bronx, NY Mon Aug 02 2010, 7:10 PM - 10:42 PM EDT Att: 47,034 - Cloudy - 78 F							
5 Yuliel Escobar, R (1,6) OBP: 0.332, SLG: 0.320	P2		P4		FC5-2	G6-3			5 1 0 0 0 1 3									
19 José Bautista, R (1,9) OBP: 0.372, SLG: 0.595	K		K		2B				4 1 1 2 1 3 1									
10 Vernon Wells, R (1,8) OBP: 0.327, SLG: 0.528		HR			G5-3	2B			5 2 2 2 0 1 1									
35 Lyle Overbay, L (1,3) OBP: 0.330, SLG: 0.414		BB			G6-3	K			3 0 0 0 2 1 2									
2 Aaron Hill, R (1,4) OBP: 0.284, SLG: 0.384					G6-3	2B			4 1 2 1 0 1 1									
45 Travis Snider, L (1,7) OBP: 0.324, SLG: 0.488									4 1 2 1 0 2 2									
12 Edwin Encarnación, R (1,5) OBP: 0.306, SLG: 0.455	F4								3 1 1 2 1 0 3									
8 José Molina, R (1,2) OBP: 0.357, SLG: 0.442	FC5-4				BB	1B			3 0 1 0 1 0 3									
Inning Stats	R: 0 E: 0 K: 1 S: 6	H: 0 LOB: 0 BB: 0 P: 8	R: 1 E: 0 K: 1 S: 13	H: 2 LOB: 2 BB: 1 P: 24	R: 0 E: 0 K: 1 S: 8	H: 0 LOB: 0 BB: 0 P: 14	R: 0 E: 0 K: 0 S: 6	H: 1 LOB: 0 BB: 0 P: 8	R: 0 E: 0 K: 2 S: 14	H: 0 LOB: 1 BB: 1 P: 21		R: 0 E: 0 K: 1 S: 19	H: 0 LOB: 1 BB: 1 P: 30	R: 0 E: 0 K: 2 S: 9	H: 0 LOB: 1 BB: 1 P: 15	1B: 2 2B: 6 3B: 0 HR: 2	SF: 0 SAC: 0 DP: 1 HBP: 1	WP: 1 PB: 0 SB: 0 CS: 1
PITCHER	IP WLS BF H R ER SO BB IBB HBP BLK WP HR S P ERA WHIP											IP WLS BF H R ER SO BB IBB HBP BLK WP HR S P ERA WHIP						
34 A.J. Burnett, R (1,1) ERA: 4.83	4.2 L 24 8 8 8 4 2 0 1 0 0 1 2 59 95 15.43 2.143																	
45 Sergio Mitre, R (5,1) ERA: 3.58	1.1 5 2 0 0 0 0 0 0 0 0 0 0 5 10 0.00 1.500																	
30 David Robertson, R (7,1) ERA: 4.3	1.0 4 0 0 0 2 1 0 0 0 0 0 0 14 21 0.00 1.000																	
48 Boone Logan, L (8,1) ERA: 3.33	1.0 4 0 0 0 1 1 0 0 0 0 0 0 19 30 0.00 1.000																	
62 Joba Chamberlain, R (9,1) ERA: 5.48	1.0 4 0 0 0 2 1 0 0 0 0 0 0 9 15 0.00 1.000																	

Batter	1	2	3	4	5	6	7	8	9	AB R H RBI BB SO LOB	BOTTOM							
2 Derek Jeter, R (1,6) OBP: 0.336, SLG: 0.386	HR	K			HR	G4-3		G6-3		5 2 2 0 0 1 4	Toronto Blue Jays @ New York Yankees Yankee Stadium, Bronx, NY Mon Aug 02 2010, 7:10 PM - 10:42 PM EDT Att: 47,034 - Cloudy - 78 F							
33 Nick Swisher, S (1,9) OBP: 0.373, SLG: 0.555	HR		G3		F9	G4-3		HR		5 2 2 3 0 0 1								
25 Mark Teixeira, S (1,3) OBP: 0.368, SLG: 0.480	G4-3		P6		HR	K		K		5 1 1 2 0 2 0								
13 Alex Rodriguez, R (1,5) OBP: 0.337, SLG: 0.471	G6-3		K		K	G5-3		G6-3		5 0 0 0 0 2 0								
24 Robinson Canó, L (1,4) OBP: 0.385, SLG: 0.571	K2-3		L3		L3	BB		F7		3 1 0 0 1 1 0								
20 Jorge Posada, S (1,2) OBP: 0.373, SLG: 0.481	BB	1B			2B	K		F7		4 0 2 0 0 1 1								
17 Lance Berkman, S (1,10) OBP: 0.368, SLG: 0.427	K		P6		P6	BB		BB		3 0 1 1 1 1 2								
14 Curtis Granderson, L (1,8) OBP: 0.313, SLG: 0.426										1 0 0 0 1 1 1								
38 Marcus Thames, R (6,PH) OBP: 0.402, SLG: 0.438										2 0 2 0 0 0 0								
11 Brett Gardner, L (1,7) OBP: 0.391, SLG: 0.393		BB				1B		1B		3 0 0 0 0 2 4								
26 Austin Kearns, R (6,PH) OBP: 0.351, SLG: 0.414	K					FC1-2-5		K		1 0 0 0 0 1 2								
Inning Stats	R: 2 E: 0 K: 1 S: 13	H: 2 LOB: 0 BB: 0 P: 21	R: 0 E: 0 K: 3 S: 13	H: 1 LOB: 1 BB: 1 P: 23	R: 0 E: 0 K: 1 S: 6	H: 0 LOB: 0 BB: 0 P: 10	R: 0 E: 0 K: 1 S: 8	H: 1 LOB: 0 BB: 0 P: 11	R: 0 E: 0 K: 1 S: 7	H: 2 LOB: 2 BB: 1 P: 24	R: 0 E: 0 K: 1 S: 13	H: 1 LOB: 2 BB: 1 P: 26	R: 1 E: 0 K: 1 S: 8	H: 1 LOB: 0 BB: 0 P: 12	1B: 6 2B: 1 3B: 0 HR: 3	SF: 0 SAC: 0 DP: 0 HBP: 0	WP: 1 PB: 0 SB: 0 CS: 0	PA: 40
PITCHER	IP WLS BF H R ER SO BB IBB HBP BLK WP HR S P ERA WHIP											IP WLS BF H R ER SO BB IBB HBP BLK WP HR S P ERA WHIP						
23 Brandon Morrow, R (1,1) ERA: 4.79	5.1 W 25 7 5 5 9 2 0 0 0 0 0 0 14 19 0.00 0.600																	
37 Scott Downs, L (6,1) ERA: 2.2	1.2 H 6 1 0 0 1 0 0 0 0 0 0 0 14 19 0.00 0.600																	
54 Jason Frasor, R (8,1) ERA: 4.39	0.2 H 4 1 0 0 0 0 1 0 0 0 0 0 9 19 0.00 3.000																	
25 David Purcey, L (8,1) ERA: 1.59	0.1 H 1 0 0 0 1 0 0 0 0 0 0 0 4 7 0.00 0.000																	
63 Kevin Gregg, R (9,1) ERA: 3.67	1.0 S 4 1 1 1 1 0 0 0 0 0 0 0 1 8 12 9.00 1.000																	

Batter	1	2	3	4	5	6	7	8	9	AB R H RBI BB SO LOB	TOP									
15 Fred Lewis, L OBP: 0.339, SLG: 0.450	G6-3		G4-3		L1		P5		G4-3	5 0 0 0 0 0 1	<p>Toronto Blue Jays @ New York Yankees</p> <p>Yankee Stadium, Bronx, NY</p> <p>Tue Aug 03 2010, 7:09 PM - 9:30 PM EDT</p> <p>Att: 46,480 - Cloudy - 78 F</p> <p>livebaseballscorecards.com</p>									
5 Yunel Escobar, R OBP: 0.330, SLG: 0.318	G6-3				G5-3		G1-3		G5-3	5 0 1 0 0 0 1										
19 José Bautista, R OBP: 0.373, SLG: 0.599	G5-3		P3		BB		K		HR	4 1 1 2 1 1 1										
10 Vernon Wells, R OBP: 0.328, SLG: 0.534		G5-3			F8				G5-3	5 1 2 1 0 0 1										
26 Adam Lind, L OBP: 0.278, SLG: 0.379					1B					4 1 1 0 0 0 1										
35 Lyle Overbay, L OBP: 0.330, SLG: 0.414					G5-4-3		G1-3		G1-3	0 0 0 0 0 0 0										
2 Aaron Hill, R OBP: 0.289, SLG: 0.395										3 2 2 1 0 0 1										
14 John Buck, R OBP: 0.311, SLG: 0.502					HBP		L7		K	4 1 2 2 0 1 1										
45 Travis Snider, L OBP: 0.329, SLG: 0.512									K	4 1 2 2 0 1 1										
12 Edwin Encarnación, R OBP: 0.305, SLG: 0.456									HR	4 1 1 0 0 1 2										
Inning Stats	R: 0 E: 0 K: 0 S: 4	H: 0 LOB: 0 BB: 0 P: 6	R: 1 E: 0 K: 0 S: 8	H: 2 LOB: 1 BB: 0 P: 13	R: 0 E: 0 K: 0 S: 8	H: 1 LOB: 1 BB: 0 P: 11	R: 3 E: 0 K: 1 S: 12	H: 3 LOB: 0 BB: 0 P: 17	R: 0 E: 1 K: 0 S: 7	H: 2 LOB: 2 BB: 0 P: 10	R: 0 E: 0 K: 1 S: 6	H: 0 LOB: 0 BB: 0 P: 8	R: 2 E: 0 K: 2 S: 14	H: 2 LOB: 0 BB: 0 P: 20	R: 2 E: 0 K: 0 S: 9	H: 2 LOB: 0 BB: 0 P: 12	1B: 5 2B: 3 3B: 0 HR: 4	SF: 0 SAC: 0 DP: 1 HBP: 1	WP: 0 PB: 0 SB: 0 CS: 0	PA: 40
PITCHER	IP WLS BF H R ER SO BB IBB HBP BLK WP HR S P ERA WHIP											IP WLS BF H R ER SO BB IBB HBP BLK WP HR S P ERA WHIP								
40 Dustin Moseley, R ERA: 4.13	7.1 L 32 9 5 5 2 1 0 1 0 0 0 2 59 85 6.14 1.364																			
39 Kerry Wood, R ERA: 6.23	0.2 3 1 1 1 2 0 0 0 0 0 1 8 12 13.50 1.500																			
45 Sergio Mitre, R ERA: 4.01	1.0 5 2 2 2 0 0 0 0 0 0 1 9 12 18.00 2.000																			

Batter	1	2	3	4	5	6	7	8	9	AB R H RBI BB SO LOB	BOTTOM											
2 Derek Jeter, R OBP: 0.335, SLG: 0.384	HR		G4-3			G3			G4-3	3 1 0 0 1 0 0	<p>Toronto Blue Jays @ New York Yankees</p> <p>Yankee Stadium, Bronx, NY</p> <p>Tue Aug 03 2010, 7:09 PM - 9:30 PM EDT</p> <p>Att: 46,480 - Cloudy - 78 F</p> <p>livebaseballscorecards.com</p>											
33 Nick Swisher, S OBP: 0.370, SLG: 0.549	L6		F8			F8			F8	4 0 0 0 0 0 1												
25 Mark Teixeira, S OBP: 0.367, SLG: 0.485	HR				K				G6-3	4 1 1 2 0 1 0												
13 Alex Rodriguez, R OBP: 0.335, SLG: 0.467	K				L4		F8			3 0 0 0 0 1 0												
24 Robinson Canó, L OBP: 0.382, SLG: 0.567	G4-3				L4		G4-3			3 0 0 0 0 0 0												
38 Marcus Thames, R OBP: 0.400, SLG: 0.434									K	3 0 1 0 0 1 0												
26 Austin Kearns, R OBP: 0.348, SLG: 0.410										3 0 0 0 0 0 1												
17 Francisco Cervelli, R OBP: 0.328, SLG: 0.317										2 0 0 0 0 1 1												
20 Jorge Posada, S OBP: 0.372, SLG: 0.480										1 0 0 0 0 0 0												
11 Brett Gardner, L OBP: 0.388, SLG: 0.389										3 0 0 0 0 0 1												
Inning Stats	R: 2 E: 0 K: 1 S: 15	H: 1 LOB: 0 BB: 1 P: 25	R: 0 E: 0 K: 0 S: 8	H: 0 LOB: 0 BB: 0 P: 11	R: 0 E: 0 K: 0 S: 6	H: 0 LOB: 0 BB: 0 P: 9	R: 0 E: 0 K: 1 S: 6	H: 0 LOB: 0 BB: 0 P: 7	R: 0 E: 0 K: 1 S: 10	H: 1 LOB: 1 BB: 0 P: 17	R: 0 E: 0 K: 0 S: 6	H: 0 LOB: 0 BB: 0 P: 9	R: 0 E: 0 K: 1 S: 6	H: 0 LOB: 0 BB: 0 P: 9	R: 0 E: 0 K: 0 S: 11	H: 0 LOB: 0 BB: 0 P: 17	R: 0 E: 0 K: 0 S: 8	H: 0 LOB: 0 BB: 0 P: 14	1B: 1 2B: 0 3B: 0 HR: 1	SF: 0 SAC: 0 DP: 0 HBP: 0	WP: 0 PB: 0 SB: 0 CS: 0	PA: 30
PITCHER	IP WLS BF H R ER SO BB IBB HBP BLK WP HR S P ERA WHIP											IP WLS BF H R ER SO BB IBB HBP BLK WP HR S P ERA WHIP										
24 Ricky Romero, L ERA: 3.37	9.0 W 30 2 2 2 4 1 0 0 0 0 0 1 76 118 2.00 0.333																					

Batter	1	2	3	4	5	6	7	8	9	AB	R	H	RBI	BB	SO	LOB	TOP					
45 Travis Snider, L (1, 7) OBP: 0.318, SLG: 0.493										5	0	0	0	0	1	4	Toronto Blue Jays @ New York Yankees Yankee Stadium, Bronx, NY Wed Aug 04 2010, 1:10 PM - 4:07 PM EDT Att: 47,659 - Partly Cloudy - 89 F livebaseballscorecards.com					
2 Aaron Hill, R (1, 4) OBP: 0.286, SLG: 0.390										4	0	0	0	0	0	3						
19 José Bautista, R (1, 9) OBP: 0.376, SLG: 0.600										3	1	2	0	1	0	0						
10 Vernon Wells, R (1, 8) OBP: 0.325, SLG: 0.529										4	0	0	0	0	1	3						
26 Adam Lind, L (1, 10) OBP: 0.280, SLG: 0.377										2	0	0	0	1	2	1						
14 John Buck, R (1, 2) OBP: 0.305, SLG: 0.498										2	0	0	0	0	1	2						
8 José Molina, R (5, 2) OBP: 0.350, SLG: 0.434										2	0	0	0	0	2	3						
35 Lyle Overbay, L (1, 3) OBP: 0.332, SLG: 0.416										3	0	1	1	1	0	2						
12 Edwin Encarnación, R (1, 5) OBP: 0.309, SLG: 0.454										3	0	1	0	0	1	2						
6 John McDonald, R (1, 6) OBP: 0.238, SLG: 0.390										4	0	1	0	0	0	3						
Inning Stats	R: 0 E: 0 K: 1 S: 11	H: 0 LOB: 0 BB: 0 P: 15	R: 0 E: 0 K: 2 S: 8	H: 0 LOB: 0 BB: 0 P: 13	R: 0 E: 0 K: 0 S: 14	H: 1 LOB: 2 BB: 1 P: 23	R: 1 E: 0 K: 2 S: 16	H: 2 LOB: 2 BB: 1 P: 28	R: 0 E: 0 K: 0 S: 7	H: 0 LOB: 0 BB: 0 P: 13	R: 0 E: 0 K: 1 S: 11	H: 1 LOB: 2 BB: 0 P: 16	R: 0 E: 0 K: 0 S: 7	H: 1 LOB: 1 BB: 0 P: 10	R: 0 E: 0 K: 2 S: 10	H: 0 LOB: 1 BB: 1 P: 18	R: 0 E: 0 K: 0 S: 6	H: 0 LOB: 1 BB: 0 P: 10	1B: 4 2B: 1 3B: 0 HR: 0	SF: 0 SAC: 0 DP: 0 HBP: 2	WP: 0 PB: 0 SB: 0 CS: 0	PA: 37
PITCHER	IP WLS BF H R ER SO BB IBB HBP BLK WP HR S P ERA WHIP																					
65 Phil Hughes, R (1, 1) ERA: 3.98	5.1 W 22 4 1 1 5 2 0 0 0 0 0 0 60 99 1.69 1.125																					
48 Boone Logan, L (6, 1) ERA: 3.24	0.2 3 0 0 0 1 0 0 0 1 0 0 0 7 9 0.00 0.000																					
62 Joba Chamberlain, R (7, 1) ERA: 5.36	1.0 4 1 0 0 0 0 0 0 0 0 0 0 7 10 0.00 1.000																					
30 David Robertson, R (8, 1) ERA: 4.19	1.0 4 0 0 0 2 1 0 0 0 0 0 0 10 18 0.00 1.000																					
42 Mariano Rivera, R (9, 1) ERA: 0.91	1.0 4 0 0 0 0 0 0 0 1 0 0 0 6 10 0.00 0.000																					
Batter	1	2	3	4	5	6	7	8	9	AB	R	H	RBI	BB	SO	LOB	BOTTOM					
2 Derek Jeter, R (1, 6) OBP: 0.341, SLG: 0.394										4	3	4	0	0	0	0	Toronto Blue Jays @ New York Yankees Yankee Stadium, Bronx, NY Wed Aug 04 2010, 1:10 PM - 4:07 PM EDT Att: 47,659 - Partly Cloudy - 89 F livebaseballscorecards.com					
33 Nick Swisher, S (1, 9) OBP: 0.368, SLG: 0.545										3	0	0	0	1	1	3						
25 Mark Teixeira, S (1, 3) OBP: 0.370, SLG: 0.489										3	0	2	3	1	0	1						
13 Alex Rodriguez, R (1, 5) OBP: 0.334, SLG: 0.473										4	1	1	2	0	0	5						
24 Robinson Canó, L (1, 4) OBP: 0.381, SLG: 0.564										4	0	1	0	0	0	3						
20 Jorge Posada, S (1, 2) OBP: 0.386, SLG: 0.472										4	0	0	0	0	0	1						
17 Lance Berkman, S (1, 10) OBP: 0.364, SLG: 0.422										4	0	0	0	0	1	1						
14 Curtis Granderson, L (1, 8) OBP: 0.313, SLG: 0.425										3	0	1	0	0	2	0						
11 Brett Gardner, L (1, 7) OBP: 0.388, SLG: 0.392										3	1	1	0	0	1	1						
Inning Stats	R: 2 E: 0 K: 1 S: 10	H: 2 LOB: 0 BB: 0 P: 16	R: 0 E: 0 K: 2 S: 11	H: 1 LOB: 1 BB: 0 P: 17	R: 1 E: 0 K: 0 S: 8	H: 2 LOB: 1 BB: 0 P: 15	R: 0 E: 0 K: 1 S: 8	H: 0 LOB: 0 BB: 0 P: 12	R: 2 E: 0 K: 0 S: 14	H: 3 LOB: 1 BB: 1 P: 23	R: 0 E: 0 K: 1 S: 8	H: 0 LOB: 0 BB: 0 P: 14	R: 0 E: 0 K: 0 S: 9	H: 1 LOB: 2 BB: 1 P: 17	R: 0 E: 0 K: 0 S: 8	H: 1 LOB: 0 BB: 0 P: 13		1B: 5 2B: 5 3B: 0 HR: 1	SF: 0 SAC: 0 DP: 2 HBP: 0	WP: 0 PB: 0 SB: 1 CS: 0	PA: 34	
PITCHER	IP WLS BF H R ER SO BB IBB HBP BLK WP HR S P ERA WHIP																					
28 Shaun Marcum, R (1, 1) ERA: 3.44	6.0 L 26 8 5 5 5 1 0 0 0 0 0 0 9 17 0.00 2.000																					
57 Shawn Camp, R (7, 1) ERA: 2.91	1.0 5 1 0 0 0 1 0 0 0 0 0 0 9 17 0.00 2.000																					
44 Casey Janssen, R (8, 1) ERA: 3.99	1.0 3 1 0 0 0 0 0 0 0 0 0 0 8 13 0.00 1.000																					

Batter	1	2	3	4	5	6	7	8	9	AB	R	H	RBI	BB	SO	LOB	TOP	
2 B.J. Upton, R OBP: 0.318, SLG: 0.407										3	0	0	0	1	2	0	Tampa Bay Rays @ Toronto Blue Jays Rogers Centre, Toronto, ON Fri Aug 06 2010, 7:10 PM - 9:32 PM EDT Att: 22,520 - Cloudy - 75 F	
1 Sean Rodriguez, R OBP: 0.308, SLG: 0.415										4	1	2	0	0	0	0		
3 Evan Longoria, R OBP: 0.378, SLG: 0.488										4	0	1	0	0	1	3		
16 Willy Aybar, S OBP: 0.318, SLG: 0.386										3	0	1	1	1	1	1		
18 Ben Zobrist, S OBP: 0.369, SLG: 0.381										4	0	1	0	0	1	3		
8 Jason Bartlett, R OBP: 0.317, SLG: 0.330										4	0	0	0	0	1	3		
20 Matt Joyce, L OBP: 0.353, SLG: 0.469										3	0	0	0	0	2	0	AB 31 R 1 H 5 RBI 1 BB 2 SO 10 LOB 10	
19 Gabe Kapler, R OBP: 0.284, SLG: 0.277										3	0	0	0	0	0	0		
10 Kelly Shoppach, R OBP: 0.324, SLG: 0.256										2	0	0	0	0	2	0		
28 John Jaso, L OBP: 0.384, SLG: 0.384										1	0	0	0	0	0	0		
Inning Stats		R: 1 H: 3 E: 0 K: 1 S: 11	H: 3 LOB: 2 BB: 0 P: 17	R: 0 H: 0 E: 0 K: 2 S: 16	H: 0 LOB: 0 BB: 0 P: 22	R: 0 H: 0 E: 0 K: 2 S: 9	H: 0 LOB: 0 BB: 0 P: 12	R: 0 H: 0 E: 0 K: 0 S: 7	H: 1 LOB: 2 BB: 2 P: 26	R: 0 H: 0 E: 0 K: 2 S: 11	H: 0 LOB: 0 BB: 0 P: 13	R: 0 H: 0 E: 0 K: 1 S: 15	H: 1 LOB: 1 BB: 0 P: 23	1B: 3 2B: 2 3B: 0 HR: 0	SF: 0 SAC: 0 DP: 1 HBP: 0	WP: 0 PB: 0 SB: 0 CS: 0		PA: 33
PITCHER		IP	WLS	BF	H	R	ER	SO	BB	IBB	HBP	BLK	WP	HR	S	P		ERA
27 Brett Cecil, L ERA: 3.62	(1, 1)	7.0	W	26	4	1	1	9	2	0	0	0	0	0	73	112	1.29	0.857
57 Shawn Camp, R ERA: 2.75	(8, 1)	1.0	H	3	0	0	0	0	0	0	0	0	0	0	8	11	0.00	0.000
63 Kevin Gregg, R ERA: 3.59	(9, 1)	1.0	S	4	1	0	0	1	0	0	0	0	0	0	15	23	0.00	1.000

Batter	1	2	3	4	5	6	7	8	9	AB	R	H	RBI	BB	SO	LOB	BOTTOM			
15 Fred Lewis, L OBP: 0.335, SLG: 0.444										4	0	0	0	0	1	0	Tampa Bay Rays @ Toronto Blue Jays Rogers Centre, Toronto, ON Fri Aug 06 2010, 7:10 PM - 9:32 PM EDT Att: 22,520 - Cloudy - 75 F			
5 Yunel Escobar, R OBP: 0.327, SLG: 0.315										3	0	0	0	0	1	0				
19 José Bautista, R OBP: 0.374, SLG: 0.595										3	1	0	0	0	0	0				
10 Vernon Wells, R OBP: 0.323, SLG: 0.525										3	0	0	0	0	2	1				
26 Adam Lind, L OBP: 0.283, SLG: 0.379										3	0	2	0	0	0	0				
2 Aaron Hill, R OBP: 0.284, SLG: 0.387										3	0	0	0	0	0	3				
35 Lyle Overbay, L OBP: 0.332, SLG: 0.418										3	0	1	1	0	0	1	AB 28 R 2 H 4 RBI 1 BB 0 SO 4 LOB 5			
12 Edwin Encarnación, R OBP: 0.309, SLG: 0.457										3	1	1	0	0	0	0				
8 José Molina, R OBP: 0.342, SLG: 0.422										3	0	0	0	0	0	0				
Inning Stats		R: 0 H: 0 E: 0 K: 1 S: 9	H: 1 LOB: 0 BB: 0 P: 13	R: 0 H: 1 E: 0 K: 1 S: 10	H: 1 LOB: 0 BB: 0 P: 18	R: 1 H: 1 E: 1 K: 0 S: 11	H: 1 LOB: 0 BB: 0 P: 16	R: 0 H: 0 E: 0 K: 0 S: 6	H: 0 LOB: 0 BB: 0 P: 9	R: 0 H: 0 E: 0 K: 1 S: 6	H: 0 LOB: 0 BB: 0 P: 9	R: 1 H: 2 E: 1 K: 1 S: 12	H: 2 LOB: 2 BB: 0 P: 20	R: 0 H: 0 E: 0 K: 0 S: 7	H: 0 LOB: 0 BB: 0 P: 9	1B: 2 2B: 2 3B: 0 HR: 0		SF: 0 SAC: 0 DP: 0 HBP: 0	WP: 0 PB: 0 SB: 0 CS: 0	PA: 28
PITCHER		IP	WLS	BF	H	R	ER	SO	BB	IBB	HBP	BLK	WP	HR	S	P		ERA	WHIP	
22 Matt Garza, R ERA: 3.88	(1, 1)	8.0	L	28	4	2	0	4	0	0	0	0	0	0	65	102		0.00	0.500	

Batter	1	2	3	4	5	6	7	8	9	AB	R	H	RBI	BB	SO	LOB	TOP										
2 B.J. Upton, R OBP: 0.320, SLG: 0.411 1 Sean Rodriguez, R OBP: 0.309, SLG: 0.415 (7, PH)										2	1	2	1	1	0	0											
24 Dan Johnson, L OBP: 0.471, SLG: 0.545 (1, 3)										2	2	4	2	0	0	0											
3 Evan Longoria, R OBP: 0.375, SLG: 0.484 19 Gabe Kapler, R OBP: 0.287, SLG: 0.289 (7, PH)										3	0	0	1	0	0	3											
20 Matt Joyce, L OBP: 0.347, SLG: 0.450 (1, 7)										4	0	0	0	1	2	2											
16 Willy Aybar, S OBP: 0.315, SLG: 0.378 (1, 10)										4	0	0	1	1	0	2											
18 Ben Zobrist, S OBP: 0.341, SLG: 0.376 (1, 9)										5	0	0	0	0	1	3											
28 John Jaso, L OBP: 0.386, SLG: 0.383 (1, 2)										3	2	1	0	1	0	0											
8 Jason Bartlett, R OBP: 0.322, SLG: 0.337 (1, 6)										3	3	2	0	1	0	0											
15 Reid Brignac, L OBP: 0.317, SLG: 0.397 (1, 4)										3	1	1	1	0	1	1											
Inning Stats	R: 0 E: 0 K: 2 S: 12	H: 0 LOB: 1 BB: 1 P: 22	R: 0 E: 0 K: 0 S: 7	H: 0 LOB: 0 BB: 1 P: 16	R: 2 E: 0 K: 0 S: 17	H: 2 LOB: 0 BB: 1 P: 31	R: 0 E: 0 K: 0 S: 8	H: 0 LOB: 0 BB: 0 P: 12	R: 3 E: 0 K: 1 S: 15	H: 3 LOB: 1 BB: 1 P: 24	R: 0 E: 0 K: 0 S: 8	H: 0 LOB: 0 BB: 0 P: 14	R: 2 E: 1 K: 1 S: 9	H: 1 LOB: 0 BB: 0 P: 12	R: 0 E: 0 K: 0 S: 7	H: 0 LOB: 0 BB: 0 P: 10	R: 4 E: 1 K: 1 S: 19	H: 3 LOB: 2 BB: 3 P: 39	1B: 5 2B: 3 HR: 1	SF: 2 SAC: 0 DP: 2 HBP: 0	WP: 0 PB: 0 SB: 1 CS: 0	PA: 42					
PITCHER	IP	WLS	BF	H	R	ER	SO	BB	IBB	HBP	BLK	WP	HR	S	P	ERA	WHIP										
59 Brad Mills, L ERA: 4.09	4.0		19	5	5	5	2	4	0	0	0	0	0	54	96	11.25	2.250										
56 Brian Tallet, L ERA: 5.83	3.0	W	11	1	2	0	2	0	0	0	0	0	1	22	35	0.00	0.333										
54 Jason Frasor, R ERA: 4.29	1.0		3	0	0	0	0	0	0	0	0	0	0	7	10	0.00	0.000										
25 David Purcey, L ERA: 3.13	0.1		5	2	4	4	0	2	0	0	0	0	0	7	21	108.00	12.000										
44 Casey Janssen, R ERA: 3.93	0.2		4	1	0	0	1	1	0	0	0	0	0	12	18	0.00	3.000										

Tampa Bay Rays @ Toronto Blue Jays
Rogers Centre, Toronto, ON
Sat Aug 07 2010, 1:11 PM - 4:26 PM EDT
Att: 24,168 - Partly Cloudy - 70 F

AB 33
R 11
H 9
RBI 10
BB 7
SO 5
LOB 11

Batter	1	2	3	4	5	6	7	8	9	AB	R	H	RBI	BB	SO	LOB	BOTTOM										
45 Travis Snider, L OBP: 0.331, SLG: 0.493 (1, 7)										4	2	2	0	2	0	1											
5 Yunel Escobar, R OBP: 0.330, SLG: 0.322 (1, 6)										6	1	3	1	0	1	2											
19 José Bautista, R OBP: 0.376, SLG: 0.601 1 Dewayne Wise, L OBP: 0.286, SLG: 0.545 (8, 9)										3	2	1	1	2	1	4											
10 Vernon Wells, R OBP: 0.325, SLG: 0.522 (1, 8)										4	1	1	1	2	0	3											
26 Adam Lind, L OBP: 0.284, SLG: 0.387 (1, 10)										5	2	2	3	0	1	5											
2 Aaron Hill, R OBP: 0.286, SLG: 0.409 6 John McDonald, R OBP: 0.238, SLG: 0.390 (7, PR)										5	2	3	4	0	1	5											
35 Lyle Overbay, L OBP: 0.330, SLG: 0.423 (1, 3)										5	1	1	3	0	0	4											
12 Edwin Encarnación, R OBP: 0.315, SLG: 0.478 (1, 5)										5	2	3	1	0	0	0											
9 J.P. Arencibia, R OBP: 0.800, SLG: 2.200 (1, 2)										5	3	4	3	0	0	1											
Inning Stats	R: 1 E: 0 K: 2 S: 18	H: 1 LOB: 3 BB: 3 P: 34	R: 2 E: 1 K: 0 S: 6	H: 2 LOB: 1 BB: 1 P: 12	R: 3 E: 0 K: 0 S: 19	H: 4 LOB: 1 BB: 0 P: 29	R: 2 E: 0 K: 0 S: 9	H: 2 LOB: 0 BB: 0 P: 19	R: 5 E: 0 K: 1 S: 22	H: 6 LOB: 1 BB: 0 P: 36	R: 1 E: 0 K: 1 S: 13	H: 1 LOB: 0 BB: 0 P: 17	R: 3 E: 0 K: 0 S: 18	H: 2 LOB: 1 BB: 2 P: 34	R: 0 E: 0 K: 0 S: 7	H: 2 LOB: 1 BB: 0 P: 8	1B: 8 2B: 5 3B: 0 HR: 8	SF: 0 SAC: 0 DP: 2 HBP: 0	WP: 1 PB: 0 SB: 0 CS: 0	PA: 49							
PITCHER	IP	WLS	BF	H	R	ER	SO	BB	IBB	HBP	BLK	WP	HR	S	P	ERA	WHIP										
33 James Shields, R ERA: 4.91	4.0	L	25	9	8	8	2	4	0	0	0	0	1	6	52	18.00	3.250										
59 Date Thayer, R ERA: 27.0	2.0		13	7	6	6	2	0	0	0	0	0	1	35	53	27.00	3.500										
55 Chad Qualls, R ERA: 8.34	1.0		7	2	3	3	0	2	0	0	0	0	1	18	34	27.00	4.000										
36 Randy Choate, L ERA: 5.22	1.0		4	2	0	0	0	0	0	0	0	0	0	7	8	0.00	2.000										

Tampa Bay Rays @ Toronto Blue Jays
Rogers Centre, Toronto, ON
Sat Aug 07 2010, 1:11 PM - 4:26 PM EDT
Att: 24,168 - Partly Cloudy - 70 F

AB 43
R 17
H 20
RBI 17
BB 6
SO 4
LOB 27

Batter	1	2	3	4	5	6	7	8	9	AB	R	H	RBI	BB	SO	LOB	TOP			
18 Ben Zobrist, S OBP: 0.363, SLG: 0.373 (1, 9)	 1-3		 1-3			 0-0			 4-0	3	0	0	0	1	2	0	<p>Tampa Bay Rays @ Toronto Blue Jays</p> <p>Rogers Centre, Toronto, ON</p> <p>Sun Aug 08 2010, 1:11 PM - 3:39 PM EDT</p> <p>Att: 22,313 - Roof Closed - 68 F</p>			
13 Carl Crawford, L OBP: 0.353, SLG: 0.480 (1, 7)	 1-3			 2-3			 3-3		 0-2	4	0	0	0	0	3	1				
3 Evan Longoria, R OBP: 0.374, SLG: 0.482 (1, 5)	 1-3			 0-1			 2-3		 1-1	4	0	1	0	0	2	0				
24 Dan Johnson, L OBP: 0.429, SLG: 0.429 (1, 3)		 4-0		 3-3			 1-0		 2-3	3	0	0	0	1	2	2				
20 Matt Joyce, L OBP: 0.339, SLG: 0.437 (1, 10)	 0-0			 1-3			 0-3			3	0	0	0	0	2	2				
28 John Jaso, L OBP: 0.381, SLG: 0.378 (1, 2)	 0-1			 1-2			 3-3			3	0	0	0	0	1	1				
2 B.J. Upton, R OBP: 0.318, SLG: 0.407 (1, 8)	 1-3			 2-1			 2-3			3	0	0	0	0	2	1				
15 Reid Brignac, L OBP: 0.314, SLG: 0.393 (8, PH)			 1-3			 1-3		 1-0		2	0	0	0	0	2	0				
16 Willy Aybar, S OBP: 0.313, SLG: 0.376 (8, 4)										1	0	0	0	0	0	0				
8 Jason Bartlett, R OBP: 0.319, SLG: 0.333 (1, 6)			 0-2			 1-3		 0-2		3	0	0	0	0	1	0				
Inning Stats	R: 0 E: 0 K: 3 S: 10	H: 0 LOB: 0 BB: 0 P: 13	R: 0 E: 0 K: 1 S: 7	H: 0 LOB: 1 BB: 1 P: 12	R: 0 E: 0 K: 2 S: 10	H: 0 LOB: 0 BB: 0 P: 12	R: 0 E: 0 K: 1 S: 8	H: 0 LOB: 0 BB: 0 P: 12	R: 0 E: 0 K: 2 S: 12	H: 0 LOB: 0 BB: 0 P: 14	R: 0 E: 0 K: 3 S: 15	H: 0 LOB: 1 BB: 0 P: 21	R: 0 E: 0 K: 2 S: 7	H: 0 LOB: 0 BB: 0 P: 13	R: 0 E: 0 K: 1 S: 15	H: 1 LOB: 2 BB: 1 P: 22	1B: 1 2B: 0 3B: 0 HR: 0	SF: 0 SAC: 0 DP: 0 HBP: 0	WP: 0 PB: 0 SB: 0 CS: 0	PA: 31
PITCHER 23 Brandon Morrow, R ERA: 4.45 (1, 1)	IP: 9.0 WLS: W BF: 31 H: 1 R: 0 ER: 0 SO: 17 BB: 2 IBB: 0 HBP: 0 BLK: 0 WP: 0 HR: 0 S: 97 P: 137 ERA: 0.00 WHIP: 0.333																			

AB	29
R	0
H	1
RBI	0
BB	2
SO	17
LOB	7



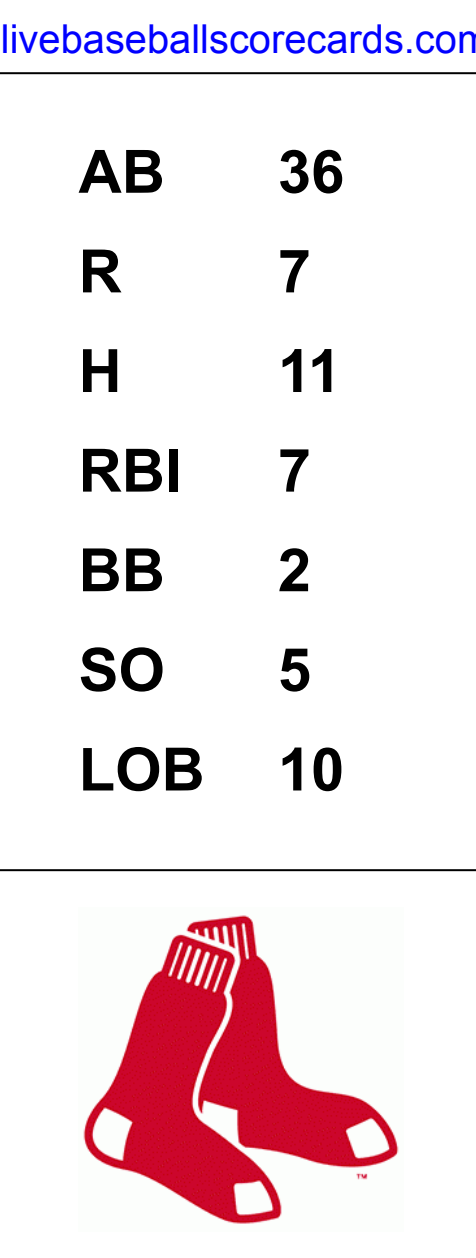
Batter	1	2	3	4	5	6	7	8	9	AB	R	H	RBI	BB	SO	LOB	BOTTOM			
1 Dewayne Wise, L OBP: 0.283, SLG: 0.525 (1, 7)	 1-1		 0-2		 2-3		 3-3			4	0	1	0	0	2	3	<p>Tampa Bay Rays @ Toronto Blue Jays</p> <p>Rogers Centre, Toronto, ON</p> <p>Sun Aug 08 2010, 1:11 PM - 3:39 PM EDT</p> <p>Att: 22,313 - Roof Closed - 68 F</p>			
5 Yunel Escobar, R OBP: 0.332, SLG: 0.322 (1, 6)	 4-2		 2-0		 0-0		 1-0			3	1	1	0	1	0	0				
19 José Bautista, R OBP: 0.375, SLG: 0.596 (1, 9)	 2-2		 3-2		 4-2		 2-1			3	0	0	0	1	0	3				
10 Vernon Wells, R OBP: 0.326, SLG: 0.522 (6, PH)	 1-0		 2-3		 2-2		 0-3		 4-1	2	0	1	1	0	0	0				
45 Travis Snider, L OBP: 0.333, SLG: 0.489 (7, 7)	 3-1		 2-3		 2-0		 0-3		 26 2B	1	0	0	0	1	1	1				
26 Adam Lind, L OBP: 0.284, SLG: 0.388 (1, 10)	 2-2		 2-2		 2-0		 0-3		 1-0	4	0	1	0	0	1	2				
2 Aaron Hill, R OBP: 0.286, SLG: 0.406 (1, 4)		 0-0		 0-1		 4-0		 0-0		3	0	0	0	1	0	2				
35 Lyle Overbay, L OBP: 0.330, SLG: 0.423 (1, 3)	 0-1			 0-1		 0-0		 1-2		3	0	1	0	0	0	0				
12 Edwin Encarnación, R OBP: 0.311, SLG: 0.472 (1, 5)	 3-1			 0-0		 0-0		 1-1		3	0	0	0	0	0	2				
8 José Molina, R OBP: 0.341, SLG: 0.414 (1, 2)	 1-0			 4-2		 2-3				2	0	0	0	1	1	2				
Inning Stats	R: 1 E: 0 K: 0 S: 11	H: 1 LOB: 1 BB: 1 P: 21	R: 0 E: 0 K: 0 S: 5	H: 0 LOB: 0 BB: 0 P: 8	R: 0 E: 0 K: 0 S: 9	H: 2 LOB: 1 BB: 0 P: 15	R: 0 E: 0 K: 0 S: 6	H: 0 LOB: 0 BB: 0 P: 10	R: 0 E: 0 K: 1 S: 9	H: 0 LOB: 1 BB: 1 P: 15	R: 0 E: 0 K: 2 S: 10	H: 0 LOB: 1 BB: 1 P: 14	R: 0 E: 0 K: 2 S: 10	H: 1 LOB: 2 BB: 1 P: 19	R: 0 E: 0 K: 0 S: 6	H: 1 LOB: 2 BB: 1 P: 14	1B: 4 2B: 1 3B: 0 HR: 0	SF: 0 SAC: 0 DP: 1 HBP: 0	WP: 0 PB: 0 SB: 1 CS: 0	PA: 33
PITCHER 21 Andy Sonnanstine, R ERA: 3.98 (1, 1)	IP: 5.1 WLS: L BF: 21 H: 3 R: 1 ER: 1 SO: 1 BB: 3 IBB: 0 HBP: 0 BLK: 0 WP: 0 HR: 0 S: 44 P: 77 ERA: 1.69 WHIP: 1.125																			
36 Randy Choate, L ERA: 5.1 (6, 1)	0.2	4	1	0	0	2	1	0	0	0	0	7	11	0.00	3.000					
35 Dan Wheeler, R ERA: 2.7 (7, 1)	1.2	6	0	0	0	2	1	0	0	0	0	13	25	0.00	0.600					
31 Lance Cormier, R ERA: 4.24 (8, 1)	0.1	2	1	0	0	0	0	0	0	0	0	2	3	0.00	3.000					

AB	28
R	1
H	5
RBI	1
BB	5
SO	5
LOB	15



Batter	1	2	3	4	5	6	7	8	9	AB	R	H	RBI	BB	SO	LOB	TOP											
10 Marco Scutaro, R OBP: 0.333, SLG: 0.372	G5-3	F8	G6-3	G6-3	G6-3	E5	E5	P3	P3	5	0	0	0	0	0	2												
7 J.D. Drew, L OBP: 0.349, SLG: 0.447	F8	F8	G4-3	G4-3	HR	FC4-6	FC4-6	G5-3	G5-3	5	1	1	1	0	0	1												
41 Victor Martinez, S OBP: 0.337, SLG: 0.461	F9	F9	3A 2B 25 SF7	1B	K	K	G6-4-3	G6-4-3	L3	5	1	1	0	0	1	1												
34 David Ortiz, L OBP: 0.368, SLG: 0.534		2B	2B	L3	L3	L3	L3	K	K	4	1	2	0	0	1	0												
29 Adrián Beltré, R OBP: 0.371, SLG: 0.566		2B	2B	2B	2B	K	K	G6-3	G6-3	3	1	1	1	1	1	0												
25 Mike Lowell, R OBP: 0.391, SLG: 0.390	G4-3	G4-3	SF7	SF7	SF7	G5-3	G5-3	HR	HR	3	1	1	2	0	0	1												
22 Bill Hall, R 55 Ryan Kalish, L	K	K	G1-3	G1-3	G1-3	K	K	12 2B	12 2B	3	0	0	0	0	2	3	AB 36 R 7 H 11 RBI 7 BB 2 SO 5 LOB 10											
12 Jed Lowrie, S	2B	2B	F8	F8	F8	BB	BB	2B	2B	3	1	2	2	1	0	0												
2 Jacoby Ellsbury, L	1B	1B	10 CS	1B	1B	FC6-4	FC6-4	G4-3	G4-3	4	0	2	1	0	0	2												
Inning Stats	R: 0 E: 0 K: 0 S: 7	H: 0 LOB: 0 BB: 0 P: 12	R: 3 E: 0 K: 1 S: 16	H: 4 LOB: 1 BB: 0 P: 24	R: 1 E: 0 K: 0 S: 13	H: 2 LOB: 2 BB: 1 P: 27	R: 0 E: 0 K: 0 S: 6	H: 1 LOB: 0 BB: 0 P: 11	R: 1 E: 0 K: 2 S: 11	H: 1 LOB: 0 BB: 0 P: 21	R: 0 E: 0 K: 1 S: 9	H: 0 LOB: 1 BB: 1 P: 15	R: 0 E: 1 K: 0 S: 7	H: 0 LOB: 0 BB: 0 P: 8	R: 2 E: 0 K: 1 S: 9	H: 3 LOB: 1 BB: 0 P: 11	R: 0 E: 0 K: 0 S: 9	H: 0 LOB: 0 BB: 0 P: 13	1B: 4 2B: 5 3B: 0 HR: 2	SF: 1 SAC: 0 DP: 1 HBP: 0	WP: 0 PB: 0 SB: 0 CS: 1	PA: 39						
PITCHER	IP	WLS	BF	H	R	ER	SO	BB	IBB	HBP	BLK	WP	HR	S	P	ERA	WHIP											
24 Ricky Romero, L	(1, 1)	6.0	27	8	5	5	4	1	1	0	0	0	0	1	10	110	7.50	1.500										
37 Scott Downs, L	(7, 1)	1.1	4	0	0	0	1	0	0	0	0	0	0	0	10	12	0.00	0.000										
57 Shawn Camp, R	(8, 1)	0.2	L	5	3	2	2	0	0	0	0	0	0	1	6	7	27.00	4.500										
54 Jason Frasor, R	(9, 1)	1.0	3	0	0	0	0	0	0	0	0	0	0	9	13	0.00	0.000											

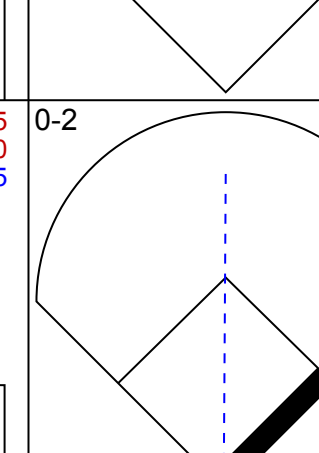
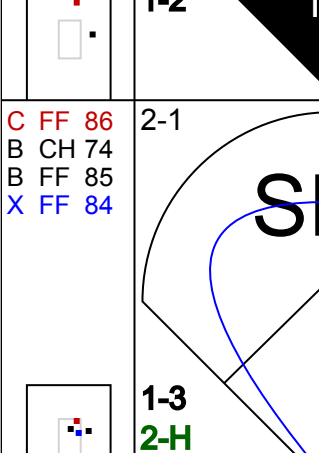


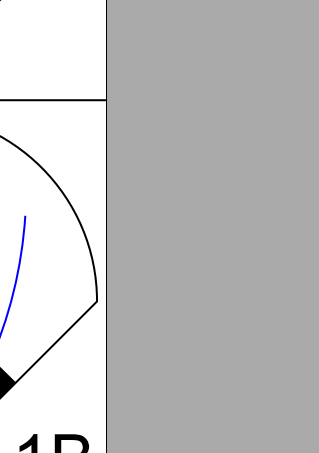
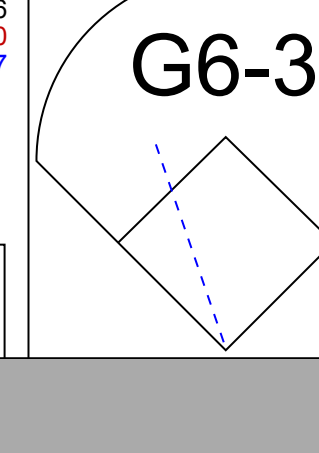
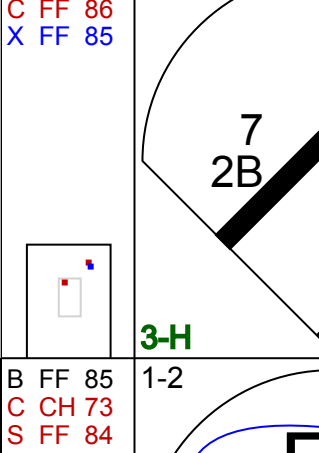
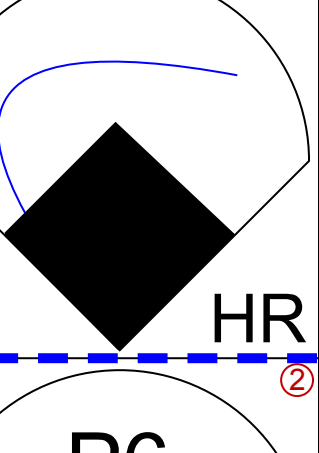
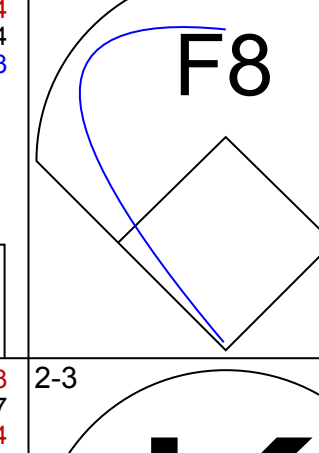
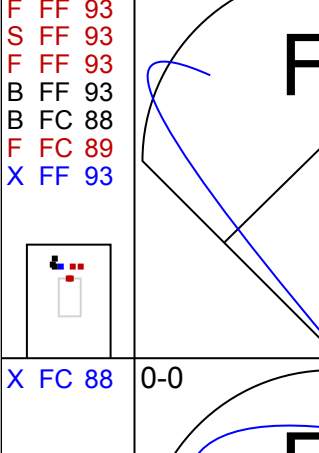

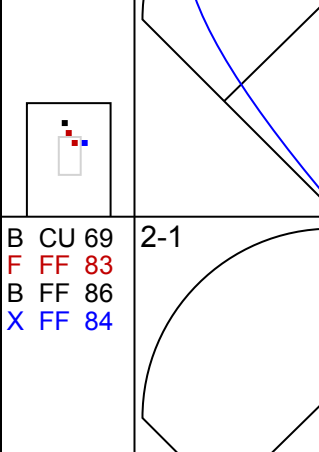
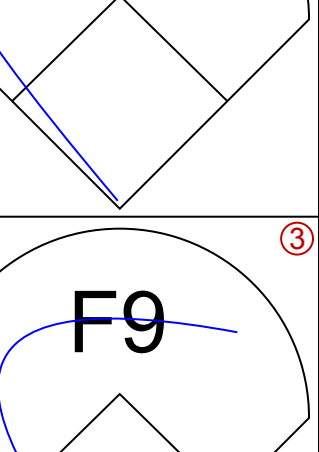
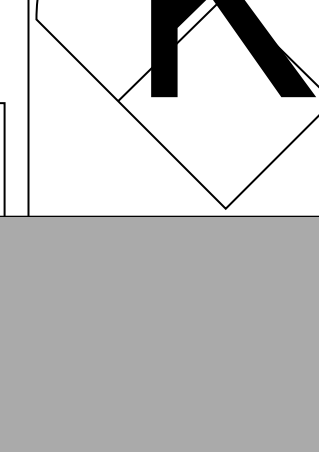
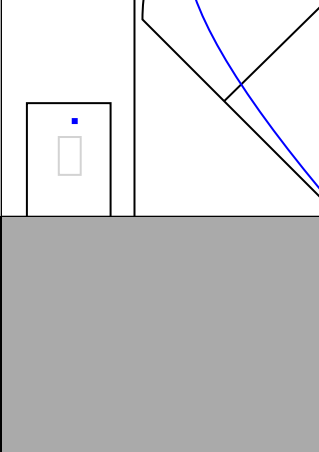

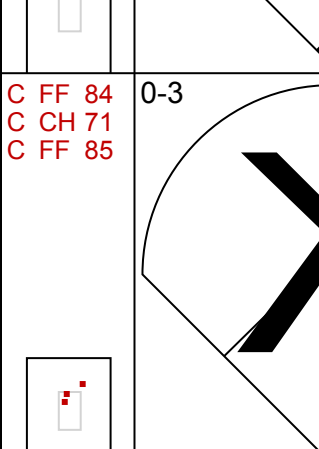




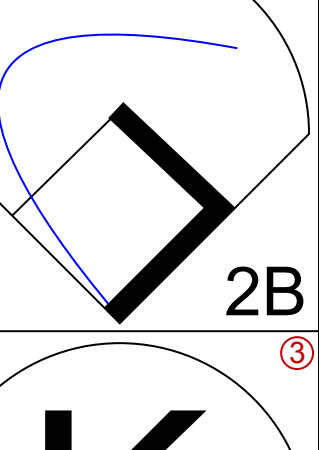



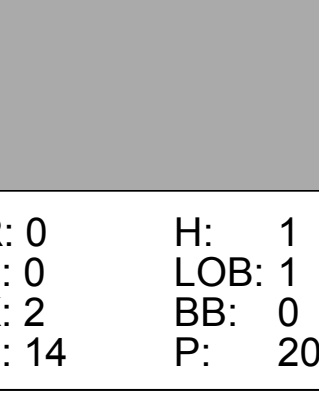
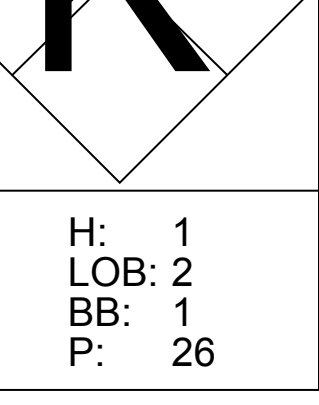
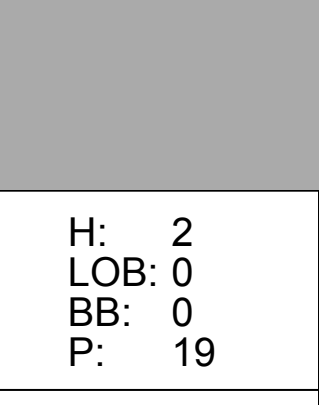
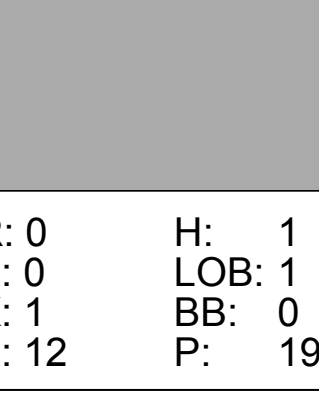
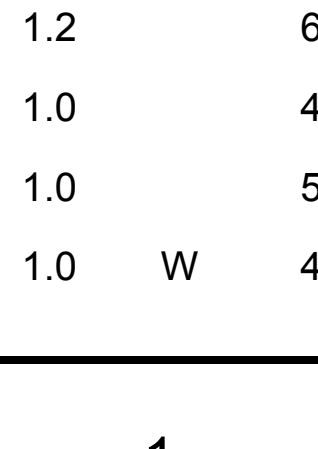
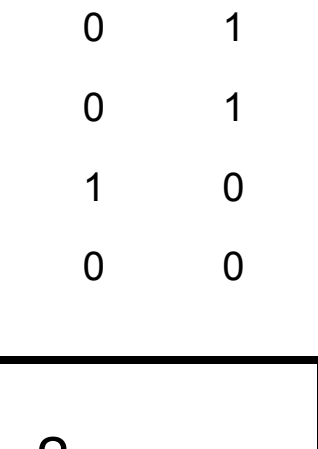


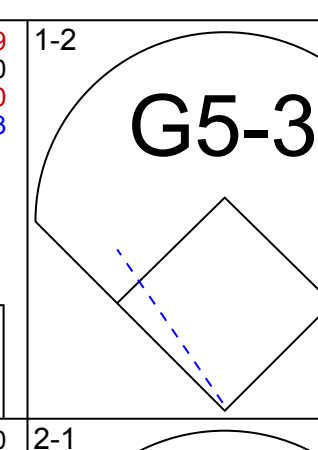
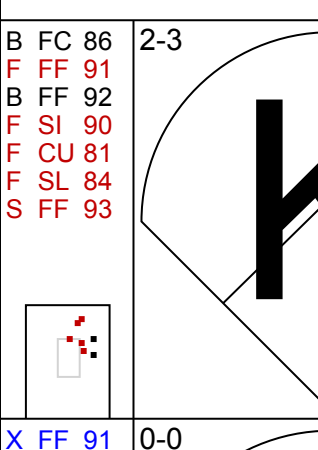


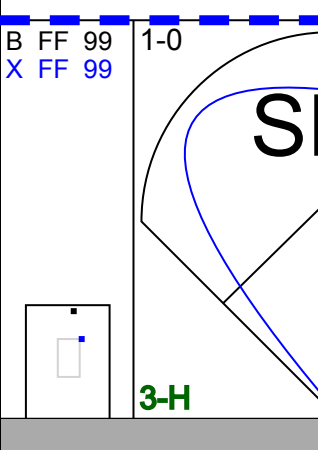
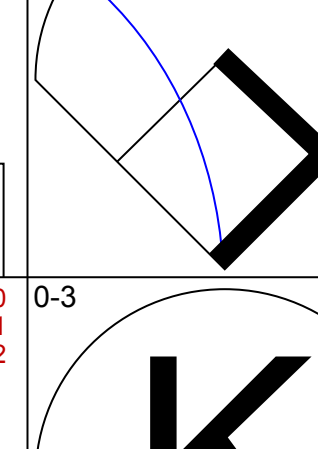
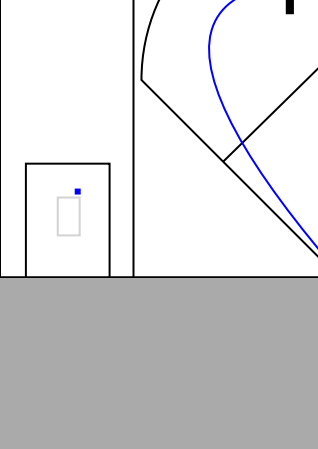


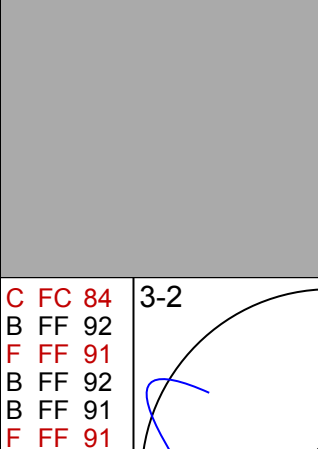
Boston Red Sox @ Toronto Blue Jays
Rogers Centre, Toronto, ON
Tue Aug 10 2010, 7:09 PM - 10:19 PM EDT
Att: 27,690 - Clear - 81 F



Batter	1	2	3	4	5	6	7	8	9	AB	R	H	RBI	BB	SO	LOB	BOTTOM											
15 Fred Lewis, L OBP: 0.336, SLG: 0.442	K	K	45 HR	BB	19 E	FC6	FC6	G4-3	G4-3	4	1	1	0	1	1	2												
45 Travis Snider, L OBP: 0.335, SLG: 0.514	K	K	1H 2H	HR	P6	K	K	19 G4-3	2B	5	1	2	3	0	2	4												
19 José Bautista, R OBP: 0.373, SLG: 0.599	K	K	L8	L8	FC6	FC6	HR	G4-3	G4-3	5	1	1	1	0	1	2												
2 Aaron Hill, R OBP: 0.284, SLG: 0.401	F8	F8	K	K	F7	F7	P4	F9	F9	5	0	0	0	0	1	3												
26 Adam Lind, L OBP: 0.286, SLG: 0.399	HR	HR	2B	2B	L3	L3	G3-1	G3-1	G3-1	4	1	2	1	0	0	2												
12 Edwin Encarnación, R OBP: 0.310, SLG: 0.466	G5-3	G5-3	F8	F8	15 FC6 6 1B	BB	K	K	K	3	0	0	0	1	1	1												
35 Lyle Overbay, L OBP: 0.330, SLG: 0.423	2B	2B	F7	F7	K	K	K	K	K	4	0	1	0	0	2	1												
9 J.P. Arencibia, R OBP: 0.444, SLG: 1.222	K	K	K	K	F9	F9	F9	F9	F9	4	0	0	0	0	2	2												
6 John McDonald, R OBP: 0.250, SLG: 0.388	G5-3	G5-3	15 HR	BB	G5-3	G5-3	15 FC6	1B	G5-3	3	1	1	0	1	0	0												
Inning Stats	R: 0 E: 0 K: 3 S: 11	H: 0 LOB: 0 BB: 0 P: 14	R: 1 E: 0 K: 1 S: 14	H: 2 LOB: 1 BB: 0 P: 20	R: 3 E: 0 K: 1 S: 16	H: 2 LOB: 1 BB: 2 P: 33	R: 0 E: 0 K: 1 S: 5	H: 0 LOB: 0 BB: 0 P: 5	R: 0 E: 1 K: 0 S: 15	H: 1 LOB: 2 BB: 0 P: 19	R: 0 E: 0 K: 2 S: 17	H: 1 LOB: 3 BB: 1 P: 26	R: 1 E: 0 K: 1 S: 8	H: 1 LOB: 0 BB: 0 P: 14	R: 0 E: 0 K: 1 S: 7	H: 0 LOB: 0 BB: 0 P: 11	R: 0 E: 0 K: 0 S: 10	H: 1 LOB: 1 BB: 0 P: 14	1B: 2 2B: 3 3B: 0 HR: 3	SF: 0 SAC: 0 DP: 0 HBP: 0	WP: 0 PB: 0 SB: 0 CS: 0	PA: 40						
PITCHER	IP	WLS	BF	H	R	ER	SO	BB	IBB	HBP	BLK	WP	HR	S	P	ERA	WHIP											
18 Daisuke Matsuzaka, R	(1, 1)	5.2	27	6	4	4	7	3	0	0	0	0	0	1	14	21	6.75	0.750										
61 Felix Doubront, L	(6, 1)	1.1	W	6	1	1	1	2	0	0	0	0	0	7	11	0.00	0.000											
17 Manny Delcarmen, R	(8, 1)	1.0	H	3	0	0	0	1	0	0	0	0	0	10	14	0.00	1.000											
58 Jonathan Papelbon, R	(9, 1)	1.0	S	4	1	0	0	0	0	0	0	0	0	10	14	0.00	1.000											

Boston Red Sox @ Toronto Blue Jays
Rogers Centre, Toronto, ON
Tue Aug 10 2010, 7:09 PM - 10:19 PM EDT
Att: 27,690 - Clear - 81 F

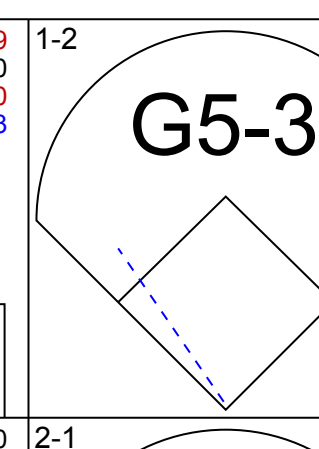
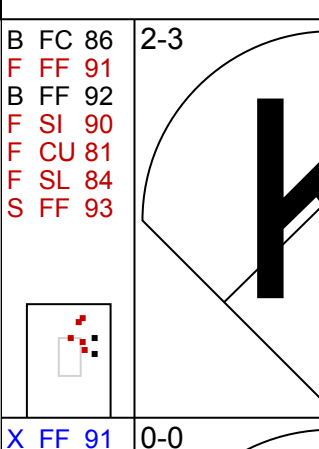


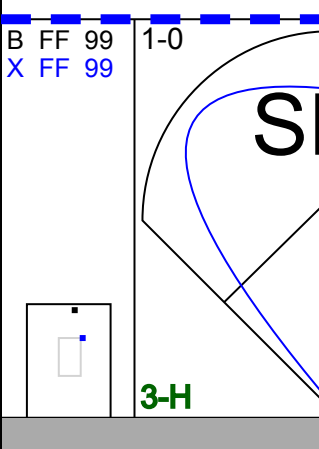
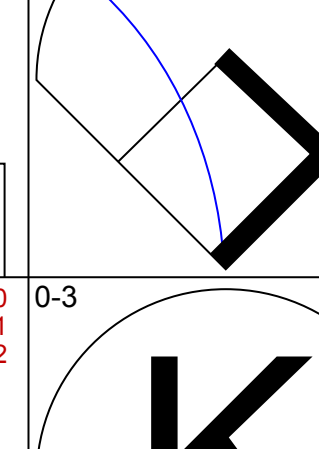
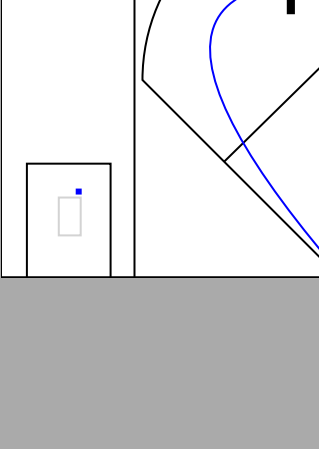


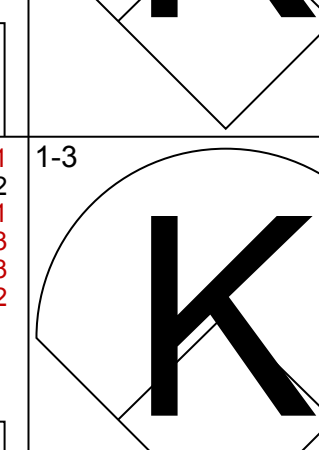

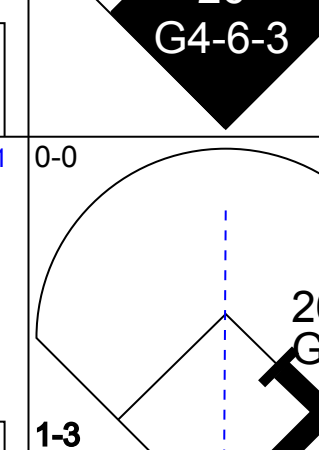


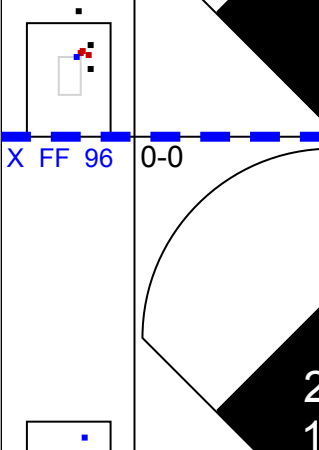


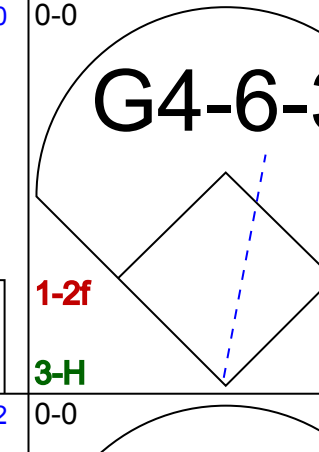

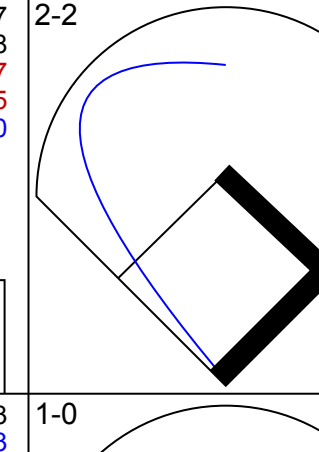
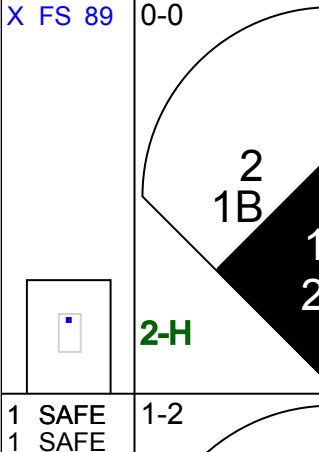


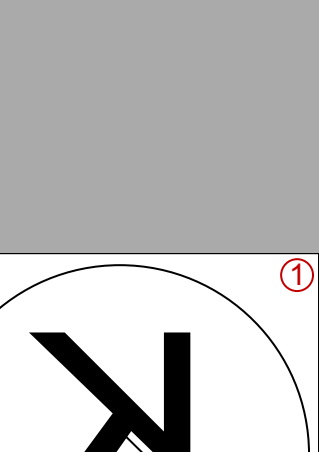
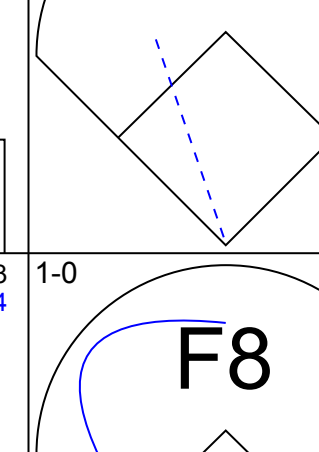
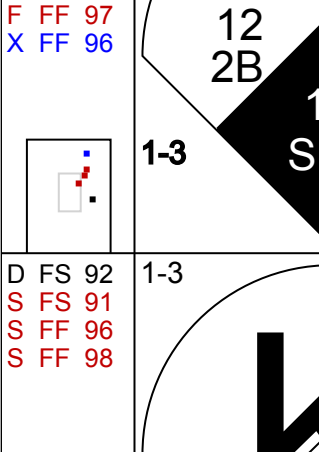


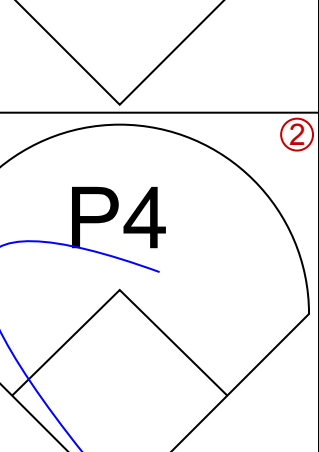
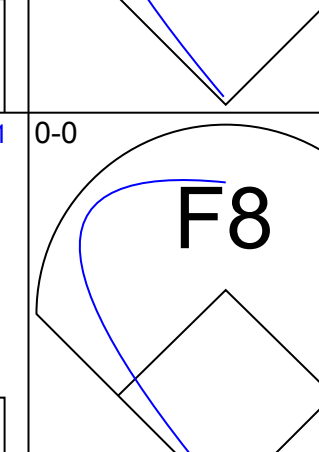
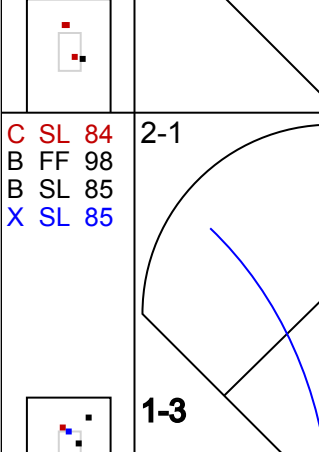

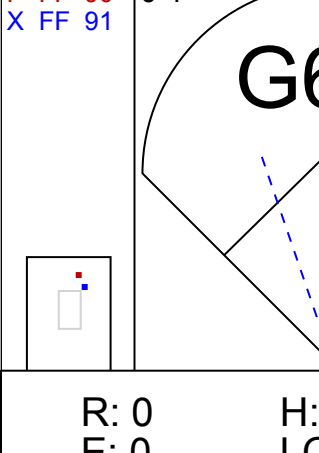
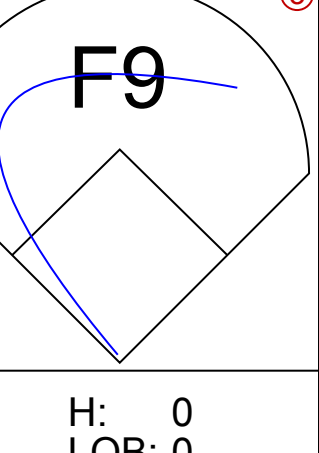

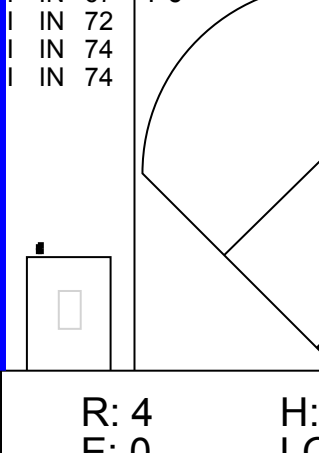
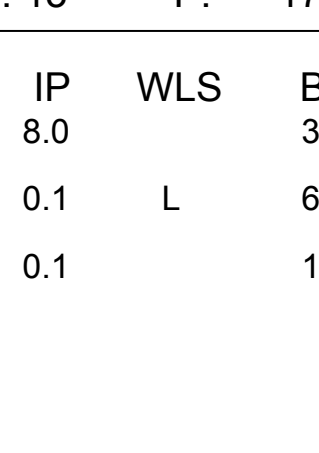
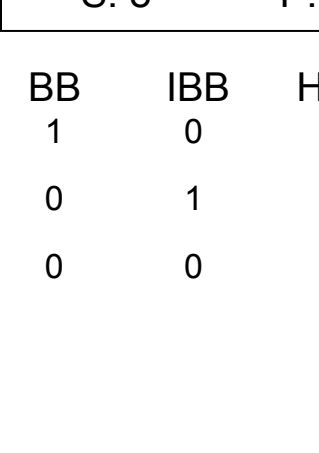
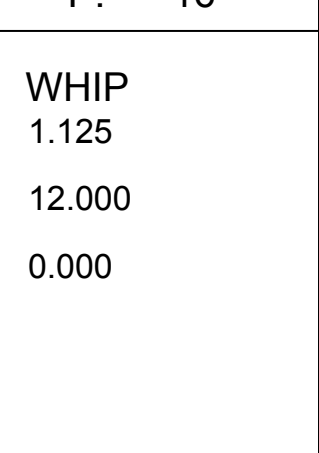




Batter	1	2	3	4	5	6	7	8	9	AB	R	H	RBI	BB	SO	LOB	TOP						
2 Jacoby Ellsbury, L (1,8) OBP: 0.250, SLG: 0.253										5	1	1	0	0	1	2							
12 Jed Lowrie, S (1,6) OBP: 0.441, SLG: 0.500										3	2	1	1	2	1	0							
41 Victor Martinez, S (1,3) OBP: 0.339, SLG: 0.460										4	0	2	1	0	1	1							
34 David Ortiz, L (1,10) OBP: 0.369, SLG: 0.537										5	1	2	2	0	0	3							
29 Adrián Beltré, R (1,5) OBP: 0.370, SLG: 0.567										5	0	0	0	0	1	3							
7 J.D. Drew, L (1,9) OBP: 0.352, SLG: 0.457										3	0	1	0	1	0	0							
22 Bill Hall, R (1,4) OBP: 0.318, SLG: 0.473										4	0	0	0	0	3	3							
39 Jarrod Saltalamacchia, R (1,2) OBP: 0.333, SLG: 0.556										4	1	2	0	0	0	0							
54 Darnell McDonald, R (1,7) OBP: 0.327, SLG: 0.409										4	0	2	1	0	2	2							
Inning Stats	R: 0 E: 0 K: 2 S: 14	H: 1 LOB: 1 BB: 0 P: 20	R: 0 E: 0 K: 2 S: 15	H: 1 LOB: 2 BB: 1 P: 26	R: 2 E: 0 K: 1 S: 16	H: 3 LOB: 2 BB: 1 P: 27	R: 0 E: 0 K: 1 S: 8	H: 0 LOB: 0 BB: 0 P: 13	R: 2 E: 0 K: 1 S: 12	H: 2 LOB: 0 BB: 0 P: 19	R: 0 E: 0 K: 1 S: 10	H: 1 LOB: 1 BB: 0 P: 17	R: 0 E: 0 K: 1 S: 12	H: 1 LOB: 1 BB: 0 P: 19	R: 1 E: 0 K: 0 S: 8	H: 2 LOB: 1 BB: 0 P: 13	R: 0 E: 0 K: 0 S: 9	H: 0 LOB: 1 BB: 1 P: 16	1B: 5 2B: 3 3B: 1 HR: 2	SF: 1 SAC: 0 DP: 0 HBP: 0	WP: 1 PB: 0 SB: 2 CS: 0	PA: 41	
PITCHER	IP WLS BF H R ER SO BB IBB HBP BLK WP HR S P ERA WHIP	IP WLS BF H R ER SO BB IBB HBP BLK WP HR S P ERA WHIP	IP WLS BF H R ER SO BB IBB HBP BLK WP HR S P ERA WHIP	IP WLS BF H R ER SO BB IBB HBP BLK WP HR S P ERA WHIP	IP WLS BF H R ER SO BB IBB HBP BLK WP HR S P ERA WHIP	IP WLS BF H R ER SO BB IBB HBP BLK WP HR S P ERA WHIP	IP WLS BF H R ER SO BB IBB HBP BLK WP HR S P ERA WHIP	IP WLS BF H R ER SO BB IBB HBP BLK WP HR S P ERA WHIP	IP WLS BF H R ER SO BB IBB HBP BLK WP HR S P ERA WHIP	IP WLS BF H R ER SO BB IBB HBP BLK WP HR S P ERA WHIP	IP WLS BF H R ER SO BB IBB HBP BLK WP HR S P ERA WHIP	IP WLS BF H R ER SO BB IBB HBP BLK WP HR S P ERA WHIP	IP WLS BF H R ER SO BB IBB HBP BLK WP HR S P ERA WHIP	IP WLS BF H R ER SO BB IBB HBP BLK WP HR S P ERA WHIP	IP WLS BF H R ER SO BB IBB HBP BLK WP HR S P ERA WHIP	IP WLS BF H R ER SO BB IBB HBP BLK WP HR S P ERA WHIP	IP WLS BF H R ER SO BB IBB HBP BLK WP HR S P ERA WHIP	IP WLS BF H R ER SO BB IBB HBP BLK WP HR S P ERA WHIP	IP WLS BF H R ER SO BB IBB HBP BLK WP HR S P ERA WHIP	IP WLS BF H R ER SO BB IBB HBP BLK WP HR S P ERA WHIP	IP WLS BF H R ER SO BB IBB HBP BLK WP HR S P ERA WHIP	IP WLS BF H R ER SO BB IBB HBP BLK WP HR S P ERA WHIP	IP WLS BF H R ER SO BB IBB HBP BLK WP HR S P ERA WHIP

Boston Red Sox @ Toronto Blue Jays
Rogers Centre, Toronto, ON
Thu Aug 12 2010, 12:41 PM - 3:31 PM EDT
Att: 36,271 - Cloudy - 75 F

AB 37
R 5
H 11
RBI 5
BB 3
SO 9
LOB 14



Batter	1	2	3	4	5	6	7	8	9	AB	R	H	RBI	BB	SO	LOB	BOTTOM							
15 Fred Lewis, L (1,10) OBP: 0.334, SLG: 0.443										4	1	1	1	0	1	0								
5 Yunel Escobar, R (1,6) OBP: 0.338, SLG: 0.329										4	0	2	0	0	0	0								
19 José Bautista, R (1,9) OBP: 0.371, SLG: 0.600										3	2	1	1	1	1	2								
10 Vernon Wells, R (1,8) OBP: 0.325, SLG: 0.520										4	1	2	0	0	1	1								
26 Adam Lind, L (1,3) OBP: 0.292, SLG: 0.406										4	0	2	1	0	0	1								
1 Dewayne Wise, L (9, PR) OBP: 0.279, SLG: 0.517										4	1	2	0	0	0	1								
2 Aaron Hill, R (1,4) OBP: 0.286, SLG: 0.401										4	1	2	0	0	0	1								
45 Travis Snider, L (1,7) OBP: 0.325, SLG: 0.493										4	0	1	0	0	2	3								
12 Edwin Encarnación, R (1,5) OBP: 0.305, SLG: 0.458										4	0	1	1	0	0	2								
8 José Molina, R (1,2) OBP: 0.333, SLG: 0.404										3	0	0	0	0	0	0								
35 Lyle Overbay, L (9, PH) OBP: 0.330, SLG: 0.422										0	0	0	0	1	0	0								
Inning Stats	R: 0 E: 0 K: 2 S: 13	H: 1 LOB: 1 BB: 0 P: 17	R: 0 E: 0 K: 0 S: 9	H: 2 LOB: 0 BB: 0 P: 13	R: 0 E: 0 K: 1 S: 8	H: 0 LOB: 0 BB: 0 P: 10	R: 1 E: 0 K: 0 S: 5	H: 1 LOB: 0 BB: 1 P: 9	R: 0 E: 0 K: 1 S: 9	H: 0 LOB: 0 BB: 0 P: 16	R: 1 E: 0 K: 0 S: 6	H: 2 LOB: 0 BB: 0 P: 7	R: 0 E: 0 K: 0 S: 6	H: 1 LOB: 1 BB: 0 P: 10	R: 0 E: 0 K: 0 S: 6	H: 0 LOB: 0 BB: 0 P: 9	R: 0 E: 0 K: 0 S: 9	H: 0 LOB: 2 BB: 1 P: 28	1B: 6 2B: 5 3B: 0 HR: 1	SF: 1 SAC: 0 DP: 2 HBP: 0	WP: 0 PB: 0 SB: 1 CS: 1	PA: 37		
PITCHER	IP WLS BF H R ER SO BB IBB HBP BLK WP HR S P ERA WHIP	IP WLS BF H R ER SO BB IBB HBP BLK WP HR S P ERA WHIP	IP WLS BF H R ER SO BB IBB HBP BLK WP HR S P ERA WHIP	IP WLS BF H R ER SO BB IBB HBP BLK WP HR S P ERA WHIP	IP WLS BF H R ER SO BB IBB HBP BLK WP HR S P ERA WHIP	IP WLS BF H R ER SO BB IBB HBP BLK WP HR S P ERA WHIP	IP WLS BF H R ER SO BB IBB HBP BLK WP HR S P ERA WHIP	IP WLS BF H R ER SO BB IBB HBP BLK WP HR S P ERA WHIP	IP WLS BF H R ER SO BB IBB HBP BLK WP HR S P ERA WHIP	IP WLS BF H R ER SO BB IBB HBP BLK WP HR S P ERA WHIP	IP WLS BF H R ER SO BB IBB HBP BLK WP HR S P ERA WHIP	IP WLS BF H R ER SO BB IBB HBP BLK WP HR S P ERA WHIP	IP WLS BF H R ER SO BB IBB HBP BLK WP HR S P ERA WHIP	IP WLS BF H R ER SO BB IBB HBP BLK WP HR S P ERA WHIP	IP WLS BF H R ER SO BB IBB HBP BLK WP HR S P ERA WHIP	IP WLS BF H R ER SO BB IBB HBP BLK WP HR S P ERA WHIP	IP WLS BF H R ER SO BB IBB HBP BLK WP HR S P ERA WHIP	IP WLS BF H R ER SO BB IBB HBP BLK WP HR S P ERA WHIP	IP WLS BF H R ER SO BB IBB HBP BLK WP HR S P ERA WHIP	IP WLS BF H R ER SO BB IBB HBP BLK WP HR S P ERA WHIP	IP WLS BF H R ER SO BB IBB HBP BLK WP HR S P ERA WHIP	IP WLS BF H R ER SO BB IBB HBP BLK WP HR S P ERA WHIP	IP WLS BF H R ER SO BB IBB HBP BLK WP HR S P ERA WHIP	IP WLS BF H R ER SO BB IBB HBP BLK WP HR S P ERA WHIP

Boston Red Sox @ Toronto Blue Jays
Rogers Centre, Toronto, ON
Thu Aug 12 2010, 12:41 PM - 3:31 PM EDT
Att: 36,271 - Cloudy - 75 F

AB 34
R 6
H 12
RBI 4
BB 2
SO 5
LOB 10



Batter	1	2	3	4	5	6	7	8	9	AB R H RBI BB SO LOB	TOP											
45 Travis Snider, L OBP: 0.315, SLG: 0.472										5 0 1 0 0 1 4	Toronto Blue Jays @ Oakland Athletics Oakland Coliseum, Oakland, CA Mon Aug 16 2010, 7:08 PM - 9:24 PM PDT Att: 10,136 - Clear - 61 F											
5 Yunel Escobar, R OBP: 0.339, SLG: 0.326									3 0 1 0 0 1 2													
19 José Bautista, R OBP: 0.374, SLG: 0.599									3 1 1 1 1 2 2													
10 Vernon Wells, R OBP: 0.324, SLG: 0.508									4 0 1 0 0 0 1													
26 Adam Lind, L OBP: 0.297, SLG: 0.416									4 0 1 0 0 1 2													
2 Aaron Hill, R OBP: 0.285, SLG: 0.396									4 0 1 0 0 1 2													
35 Lyle Overbay, L OBP: 0.328, SLG: 0.416									4 1 0 0 0 0 1													
12 Edwin Encarnación, R OBP: 0.309, SLG: 0.464									4 1 1 2 0 2 0													
8 José Molina, R OBP: 0.333, SLG: 0.397									4 0 4 0 0 0 0													
Inning Stats	R: 0 E: 0 K: 1 S: 14	H: 2 LOB: 2 BB: 1 P: 21	R: 0 E: 0 K: 1 S: 9	H: 0 LOB: 0 BB: 0 P: 17	R: 0 E: 0 K: 0 S: 8	H: 1 LOB: 0 BB: 0 P: 11	R: 1 E: 0 K: 1 S: 9	H: 1 LOB: 0 BB: 0 P: 17	R: 2 E: 1 K: 1 S: 15	H: 2 LOB: 1 BB: 0 P: 20		R: 0 E: 0 K: 1 S: 9	H: 1 LOB: 1 BB: 0 P: 17	R: 0 E: 0 K: 0 S: 8	H: 1 LOB: 0 BB: 0 P: 11	R: 0 E: 0 K: 1 S: 10	H: 2 LOB: 2 BB: 0 P: 13	R: 0 E: 0 K: 2 S: 13	H: 1 LOB: 1 BB: 0 P: 16	1B: 9 2B: 0 3B: 0 HR: 2	SF: 0 SAC: 0 DP: 3 HBP: 1	WP: 1 PB: 0 SB: 0 CS: 1
PITCHER	IP WLS BF H R ER SO BB IBB HBP BLK WP HR S P ERA WHIP											IP WLS BF H R ER SO BB IBB HBP BLK WP HR S P ERA WHIP										
49 Brett Anderson, L ERA: 2.89	6.0 L 25 7 3 2 5 1 0 1 0 1 2 64 103 3.00 1.333																					
52 Boof Bonser, R ERA: 7.2	2.0 8 3 0 0 1 0 0 0 0 0 0 18 24 0.00 1.500																					
63 Henry Alberto Rodriguez, R ERA: 4.05	1.0 4 1 0 0 2 0 0 0 0 0 0 0 13 16 0.00 1.000																					

AB	35
R	3
H	11
RBI	3
BB	1
SO	8
LOB	14



Batter	1	2	3	4	5	6	7	8	9	AB R H RBI BB SO LOB	BOTTOM											
4 Coco Crisp, S OBP: 0.330, SLG: 0.428										4 0 0 0 0 0 1	Toronto Blue Jays @ Oakland Athletics Oakland Coliseum, Oakland, CA Mon Aug 16 2010, 7:08 PM - 9:24 PM PDT Att: 10,136 - Clear - 61 F											
10 Darc Barton, L OBP: 0.378, SLG: 0.388										3 0 0 0 1 0 1												
28 Conor Jackson, R OBP: 0.333, SLG: 0.340										4 1 1 1 0 0 1												
8 Kurt Suzuki, R OBP: 0.307, SLG: 0.392										3 0 0 0 0 1 1												
5 Kevin Kouzmanoff, R OBP: 0.294, SLG: 0.387										3 0 0 0 0 1 0												
14 Mark Ellis, R OBP: 0.332, SLG: 0.331										3 0 0 0 0 0 0												
6 Travis Buck, L OBP: 0.300, SLG: 0.343										3 0 0 0 0 1 0												
11 Rajai Davis, R OBP: 0.311, SLG: 0.383										3 0 0 0 0 2 0												
2 Cliff Pennington, S OBP: 0.334, SLG: 0.376										2 0 0 0 0 0 0												
Inning Stats	R: 0 E: 0 K: 0 S: 6	H: 0 LOB: 0 BB: 0 P: 9	R: 0 E: 0 K: 1 S: 10	H: 0 LOB: 0 BB: 0 P: 15	R: 0 E: 0 K: 1 S: 7	H: 0 LOB: 0 BB: 0 P: 11	R: 0 E: 0 K: 1 S: 11	H: 0 LOB: 1 BB: 1 P: 18	R: 0 E: 0 K: 1 S: 12	H: 0 LOB: 0 BB: 0 P: 14		R: 0 E: 1 K: 1 S: 8	H: 0 LOB: 1 BB: 0 P: 11	R: 1 E: 0 K: 0 S: 6	H: 1 LOB: 0 BB: 0 P: 7	R: 0 E: 0 K: 0 S: 6	H: 0 LOB: 0 BB: 0 P: 7	R: 0 E: 0 K: 0 S: 7	H: 0 LOB: 0 BB: 0 P: 11	1B: 0 2B: 0 3B: 0 HR: 1	SF: 0 SAC: 0 DP: 0 HBP: 1	WP: 0 PB: 0 SB: 0 CS: 1
PITCHER	IP WLS BF H R ER SO BB IBB HBP BLK WP HR S P ERA WHIP											IP WLS BF H R ER SO BB IBB HBP BLK WP HR S P ERA WHIP										
28 Shaun Marcum, R ERA: 3.69	9.0 W 30 1 1 1 5 1 0 1 0 0 1 73 103 1.00 0.222																					


AB	28
R	1
H	1
RBI	1
BB	1
SO	5
LOB	4



Batter	1	2	3	4	5	6	7	8	9	AB	R	H	RBI	BB	SO	LOB	TOP										
45 Travis Snider, L (1,7) OBP: 0.308, SLG: 0.461	F8		K			F9		F7		4	0	0	0	0	1	1	<p>Toronto Blue Jays @ Oakland Athletics</p> <p>Oakland Coliseum, Oakland, CA</p> <p>Tue Aug 17 2010, 7:09 PM - 9:55 PM PDT</p> <p>Att: 13,237 - Clear - 65 F</p>										
5 Yunel Escobar, R (1,6) OBP: 0.343, SLG: 0.327	19 F G6-3 BB					K		19 WP 1B		2	1	1	0	2	1	0											
19 José Bautista, R (1,9) OBP: 0.371, SLG: 0.593	G6-3		K			K		K		4	0	0	1	0	3	3											
10 Vernon Wells, R (1,8) OBP: 0.321, SLG: 0.503	P2					P6		F8		4	0	0	0	0	0	0											
26 Adam Lind, L (1,10) OBP: 0.294, SLG: 0.412	F9					P4		L3		4	0	0	0	0	1	0											
2 Aaron Hill, R (1,4) OBP: 0.285, SLG: 0.397	K					L7		35 2B		4	1	1	0	0	1	0											
35 Lyle Overbay, L (1,3) OBP: 0.328, SLG: 0.417	G4-3					G3		2B		3	0	1	1	0	0	0											
12 Edwin Encarnación, R (1,5) OBP: 0.310, SLG: 0.462						P3		P3		3	0	1	0	0	0	1											
8 José Molina, R (1,2) OBP: 0.326, SLG: 0.388						G6-3		K		3	0	0	0	0	1	1											
Inning Stats	R: 1 E: 1 K: 0 S: 8	H: 0 LOB: 0 BB: 1 P: 13	R: 0 E: 0 K: 1 S: 9	H: 0 LOB: 0 BB: 1 P: 15	R: 0 E: 0 K: 2 S: 12	H: 1 LOB: 2 BB: 1 P: 23	R: 0 E: 0 K: 0 S: 8	H: 0 LOB: 0 BB: 0 P: 13	R: 0 E: 0 K: 2 S: 9	H: 0 LOB: 0 BB: 0 P: 10	R: 0 E: 0 K: 2 S: 9	H: 0 LOB: 0 BB: 0 P: 12	R: 1 E: 0 K: 0 S: 10	H: 2 LOB: 1 BB: 0 P: 18	R: 0 E: 0 K: 2 S: 16	H: 1 LOB: 1 BB: 0 P: 25	R: 0 E: 0 K: 1 S: 7	H: 0 LOB: 0 BB: 0 P: 8	1B: 2 2B: 2 HR: 0	SF: 0 SAC: 0 HBP: 0	WP: 1 PB: 0 SB: 0 CS: 0	PA: 33					
PITCHER	IP	WLS	BF	H	R	ER	SO	BB	IBB	HBP	BLK	WP	HR	S	P	ERA	WHIP										
51 Dallas Braden, L (1,1) ERA: 3.44	7.0	W	26	3	2	1	5	2	0	0	0	0	0	62	104	1.29	0.714										
56 Craig Breslow, L (8,1) ERA: 3.19	0.2	H	3	1	0	0	1	0	0	0	0	0	0	11	17	0.00	1.500										
48 Michael Wertz, R (8,1) ERA: 4.03	1.1	S	4	0	0	0	2	0	0	0	0	1	0	12	16	0.00	0.000										

livebaseballscores.com


AB 31
R 2
H 4
RBI 2
BB 2
SO 8
LOB 6



Batter	1	2	3	4	5	6	7	8	9	AB	R	H	RBI	BB	SO	LOB	BOTTOM										
4 Coco Crisp, S (1,8) OBP: 0.342, SLG: 0.441	10 2B					P5		28 S 32 FC4 1B		4	2	3	1	1	0	1	<p>Toronto Blue Jays @ Oakland Athletics</p> <p>Oakland Coliseum, Oakland, CA</p> <p>Tue Aug 17 2010, 7:09 PM - 9:55 PM PDT</p> <p>Att: 13,237 - Clear - 65 F</p>										
10 Danic Barton, L (1,3) OBP: 0.379, SLG: 0.390	32 WP 14 2H 2B					K		G4-3 1B		5	1	2	1	0	1	3											
28 Conor Jackson, R (1,7) OBP: 0.339, SLG: 0.337	K							G4-3 1B		2	0	0	0	3	2	3											
32 Jack Cust, L (1,10) OBP: 0.395, SLG: 0.439	14 WP BB					F8		FC4 1B		3	1	0	1	1	1	3											
14 Mark Ellis, R (1,4) OBP: 0.330, SLG: 0.329	F8					F7		14 FC4-8 HBP		5	1	1	1	0	0	6											
11 Rajai Davis, R (1,9) OBP: 0.310, SLG: 0.382	G5-3					P4		11 E 1B		4	0	1	0	0	0	2											
11 Landon Powell, S (1,2) OBP: 0.305, SLG: 0.289						G3		E7 1B		4	0	0	0	0	1	1											
30 Steve Tolleson, R (1,5) OBP: 0.400, SLG: 0.400						F9		G5-3 1B		3	0	2	0	0	0	0											
5 Kevin Kousseroff, R (7,5) OBP: 0.295, SLG: 0.391								SH5-3 4 1B 2B		1	1	1	0	0	0	0											
2 Cliff Pennington, S (1,6) OBP: 0.334, SLG: 0.376	10 S 4 BB 1B					L8		SH5-3		3	0	1	0	0	0	2											
Inning Stats	R: 2 E: 0 K: 1 S: 12	H: 2 LOB: 1 BB: 1 P: 22	R: 0 E: 0 K: 1 S: 14	H: 1 LOB: 2 BB: 1 P: 20	R: 0 E: 0 K: 0 S: 7	H: 0 LOB: 1 BB: 1 P: 14	R: 0 E: 0 K: 0 S: 14	H: 1 LOB: 1 BB: 0 P: 24	R: 0 E: 0 K: 2 S: 9	H: 0 LOB: 1 BB: 1 P: 17	R: 0 E: 0 K: 0 S: 7	H: 1 LOB: 1 BB: 0 P: 10	R: 3 E: 2 K: 1 S: 14	H: 4 LOB: 1 BB: 0 P: 21	R: 1 E: 0 K: 0 S: 8	H: 2 LOB: 3 BB: 1 P: 17	1B: 8 2B: 3 HR: 0	SF: 0 SAC: 1 HBP: 1	WP: 2 PB: 1 SB: 4 CS: 0	PA: 41							
PITCHER	IP	WLS	BF	H	R	ER	SO	BB	IBB	HBP	BLK	WP	HR	S	P	ERA	WHIP										
23 Brandon Morrow, R (1,1) ERA: 4.45	4.0	L	10	3	2	2	2	1	0	0	0	0	0	19	32	9.00	2.000										
56 Brian Tallet, L (5,1) ERA: 5.79	2.0	L	10	3	2	2	2	1	0	0	0	0	0	11	16	0.00	2.000										
57 Shawn Camp, R (7,1) ERA: 3.0	1.0		5	2	1	0	1	0	0	0	0	0	0	8	17	9.00	2.000										
43 Jesse Carlson, L (8,1) ERA: 9.0	1.0		7	2	1	1	0	0	1	1	0	0	0	8	17	9.00	2.000										

livebaseballscores.com

AB 34
R 6
H 11
RBI 4
BB 5
SO 5
LOB 21



Batter	1	2	3	4	5	6	7	8	9	AB	R	H	RBI	BB	SO	LOB	TOP										
15 Fred Lewis, L OBP: 0.336, SLG: 0.445	F8		P5							4	0	2	3	1	0	0											
8 José Molina, R OBP: 0.326, SLG: 0.388										0	0	0	0	0	0	0											
5 Yonel Escobar, R OBP: 0.339, SLG: 0.323	K			G5-3	G6-3					5	0	0	0	0	2	5											
19 José Bautista, R OBP: 0.370, SLG: 0.589	P3									3	0	0	0	1	2	1											
10 Vernon Wells, R OBP: 0.321, SLG: 0.503										4	0	1	0	0	1	2											
26 Adam Lind, L OBP: 0.296, SLG: 0.414										3	1	1	0	1	0	2											
2 Aaron Hill, R OBP: 0.282, SLG: 0.393										4	0	0	0	0	0	3											
35 Lyle Overbay, L OBP: 0.329, SLG: 0.415										2	2	0	0	2	0	1											
12 Edwin Encarnación, R OBP: 0.312, SLG: 0.459										2	0	0	0	2	2	0											
1 Dewayne Wise, L OBP: 0.279, SLG: 0.517										0	1	0	0	0	0	0											
9 J.P. Arencibia, R OBP: 0.250, SLG: 0.600										4	0	1	1	0	1	2											
45 Travis Snider, L OBP: 0.308, SLG: 0.461										0	0	0	0	0	0	0											
Inning Stats	R: 0 E: 0 K: 1 S: 6	H: 0 LOB: 0 BB: 0 P: 8	R: 0 E: 0 K: 0 S: 8	H: 1 LOB: 1 BB: 0 P: 17	R: 0 E: 0 K: 1 S: 7	H: 0 LOB: 0 BB: 0 P: 13	R: 0 E: 0 K: 0 S: 8	H: 0 LOB: 1 BB: 1 P: 14	R: 1 E: 0 K: 1 S: 16	H: 1 LOB: 2 BB: 2 P: 29	R: 0 E: 0 K: 2 S: 13	H: 0 LOB: 1 BB: 1 P: 22	R: 0 E: 0 K: 1 S: 5	H: 0 LOB: 0 BB: 0 P: 7	R: 0 E: 0 K: 2 S: 11	H: 0 LOB: 1 BB: 1 P: 23	R: 3 E: 0 K: 0 S: 19	H: 3 LOB: 2 BB: 2 P: 33	1B: 3 2B: 2 HR: 0	SF: 0 SAC: 0 DP: 1 HBP: 0	WP: 0 PB: 0 SB: 0 CS: 0	PA: 38					
PITCHER	IP	WLS	BF	H	R	ER	SO	BB	IBB	HBP	BLK	WP	HR	S	P	ERA	WHIP										
47 Gio González, L ERA: 3.39	7.0		27	2	1	1	6	4	0	0	0	0	0	63	110	1.29	0.857										
63 Henry Alberto Rodríguez, R ERA: 3.77	1.0	H	4	0	0	0	2	1	0	0	0	0	0	11	23	0.00	1.000										
48 Michael Wuertz, R ERA: 4.91	0.1	H	5	2	3	3	0	2	0	0	0	0	0	9	19	81.00	12.000										
13 Jerry Blevins, L ERA: 3.96	0.0	B	1	1	0	0	0	0	0	0	0	0	0	3	4	=	=										
31 Brad Ziegler, R ERA: 3.5	0.2	W	1	0	0	0	0	0	0	0	0	0	0	7	10	0.00	0.000										

Toronto Blue Jays @ Oakland Athletics
Oakland Coliseum, Oakland, CA
Wed Aug 18 2010, 12:38 PM - 3:31 PM PDT
Att: 18,046 - Sunny - 68 F

AB	31
R	4
H	5
RBI	4
BB	7
SO	8
LOB	16



Batter	1	2	3	4	5	6	7	8	9	AB	R	H	RBI	BB	SO	LOB	BOTTOM										
4 Coco Crisp, S OBP: 0.354, SLG: 0.478										3	2	3	2	1	0	0											
10 Daric Barton, L OBP: 0.380, SLG: 0.390										3	1	1	0	1	0	1											
28 Conor Jackson, R OBP: 0.342, SLG: 0.333										2	0	0	0	2	1	0											
8 Kurt Suzuki, R OBP: 0.309, SLG: 0.394										4	0	2	1	0	0	4											
5 Kevin Kouzmanoff, R OBP: 0.293, SLG: 0.387										4	0	0	1	0	1	3											
14 Mark Ellis, R OBP: 0.329, SLG: 0.327										4	0	1	0	0	0	1											
11 Rajai Davis, R OBP: 0.307, SLG: 0.378										4	0	0	0	0	1	2											
30 Steve Tolleson, R OBP: 0.429, SLG: 0.429										4	1	2	0	0	0	0											
2 Cliff Pennington, S OBP: 0.336, SLG: 0.375										3	1	1	1	1	0	1											
Inning Stats	R: 2 E: 0 K: 0 S: 11	H: 0 LOB: 1 BB: 3 P: 24	R: 1 E: 0 K: 0 S: 10	H: 1 LOB: 1 BB: 1 P: 18	R: 0 E: 0 K: 0 S: 5	H: 1 LOB: 0 BB: 0 P: 8	R: 0 E: 0 K: 0 S: 8	H: 1 LOB: 1 BB: 0 P: 13	R: 0 E: 0 K: 2 S: 8	H: 0 LOB: 0 BB: 0 P: 13	R: 1 E: 0 K: 0 S: 10	H: 1 LOB: 0 BB: 0 P: 20	R: 0 E: 0 K: 1 S: 10	H: 2 LOB: 2 BB: 0 P: 19	R: 1 E: 0 K: 0 S: 7	H: 2 LOB: 1 BB: 0 P: 9	1B: 7 2B: 2 HR: 1	SF: 0 SAC: 0 DP: 2 HBP: 0	WP: 0 PB: 1 SB: 1 CS: 0	PA: 36							
PITCHER	IP	WLS	BF	H	R	ER	SO	BB	IBB	HBP	BLK	WP	HR	S	P	ERA	WHIP										
34 Marc Rzepczynski, L ERA: 4.76	4.1		21	5	3	3	0	5	0	0	0	0	0	39	74	6.23	2.308										
54 Jason Frasor, R ERA: 3.86	1.2		4	0	0	0	2	0	0	0	0	0	0	9	15	0.00	0.000										
37 Scott Downs, L ERA: 2.37	1.0	L	4	1	1	1	0	0	0	0	0	0	1	10	20	9.00	1.000										
44 Casey Janssen, R ERA: 3.81	1.0	L	7	4	1	0	1	0	0	0	0	0	0	17	28	0.00	4.000										

Toronto Blue Jays @ Oakland Athletics
Oakland Coliseum, Oakland, CA
Wed Aug 18 2010, 12:38 PM - 3:31 PM PDT
Att: 18,046 - Sunny - 68 F

AB	31
R	5
H	10
RBI	5
BB	5
SO	3
LOB	12




Batter	1	2	3	4	5	6	7	8	9	AB	R	H	RBI	BB	SO	LOB	TOP					
15 Fred Lewis, L (1, 10) OBP: 0.341, SLG: 0.450										5	3	3	0	1	0	2						
5 Yunel Escobar, R (1, 6) OBP: 0.341, SLG: 0.328										6	1	3	2	0	0	3						
19 José Bautista, R (1, 9) OBP: 0.367, SLG: 0.592										5	1	1	2	0	0	6						
10 Vernon Wells, R (1, 8) OBP: 0.320, SLG: 0.500										3	1	0	0	1	0	1						
1 Dewayne Wise, L (7, PH) OBP: 0.274, SLG: 0.559										1	0	0	0	0	1	0						
14 John Buck, R (1, 2) OBP: 0.317, SLG: 0.503										5	4	4	2	0	0	0						
2 Aaron Hill, R (1, 4) OBP: 0.281, SLG: 0.389										4	1	0	0	1	1	4						
35 Lyle Overbay, L (1, 3) OBP: 0.334, SLG: 0.434										5	3	4	7	0	0	0						
6 John McDonald, R (1, 5) OBP: 0.277, SLG: 0.451										5	2	3	3	0	1	1						
45 Travis Snider, L (1, 7) OBP: 0.310, SLG: 0.459										5	0	2	0	0	2	2						
Inning Stats	R: 5 H: 4 E: 1 K: 1 S: 14	H: 4 LOB: 2 BB: 2 P: 28	R: 1 H: 2 E: 0 K: 0 S: 7	H: 2 LOB: 0 BB: 0 P: 12	R: 3 H: 4 E: 0 K: 0 S: 18	H: 4 LOB: 2 BB: 1 P: 28	R: 0 H: 0 E: 0 K: 0 S: 4	H: 0 LOB: 0 BB: 0 P: 6	R: 2 H: 3 E: 0 K: 0 S: 12	H: 3 LOB: 1 BB: 0 P: 19	R: 3 H: 3 E: 0 K: 1 S: 12	H: 3 LOB: 0 BB: 0 P: 17	R: 1 H: 1 E: 0 K: 1 S: 12	H: 1 LOB: 0 BB: 0 P: 19	R: 1 H: 2 E: 0 K: 2 S: 17	H: 2 LOB: 1 BB: 0 P: 21	R: 0 H: 1 E: 0 K: 0 S: 8	H: 1 LOB: 0 BB: 0 P: 10	1B: 13 2B: 3 3B: 0 HR: 4	SF: 1 SAC: 0 DP: 2 HBP: 0	WP: 1 PB: 1 SB: 0 CS: 0	PA: 48
PITCHER	IP WLS BF H R ER SO BB IBB HBP BLK WP HR S P ERA WHIP																					
31 Jon Lester, L (1, 1) ERA: 3.26	2.0 L 16 8 9 9 1 3 0 0 0 0 0 2 26 51 40.50 5.500																					
48 Scott Atchison, R (3, 1) ERA: 4.15	2.1 11 4 2 2 0 0 0 0 0 0 0 1 1 23 30 7.71 1.714																					
64 Michael Bowden, R (5, 1) ERA: 6.0	1.2 9 4 3 3 1 0 0 0 0 0 1 1 18 29 16.20 2.400																					
17 Manny Delcarmen, R (7, 1) ERA: 4.78	1.0 4 1 1 1 1 0 0 0 0 0 0 1 12 19 9.00 1.000																					
49 Tim Wakefield, R (8, 1) ERA: 5.29	2.0 8 3 1 0 2 0 0 0 0 0 0 0 25 31 0.00 1.500																					

Toronto Blue Jays @ Boston Red Sox
Fenway Park, Boston, MA
Fri Aug 20 2010, 7:14 PM - 10:14 PM EDT
Att: 37,726 - Partly Cloudy - 76 F

livebaseballscorecards.com

AB 44
R 16
H 20
RBI 16
BB 3
SO 5
LOB 19




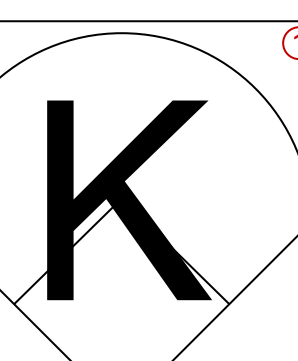
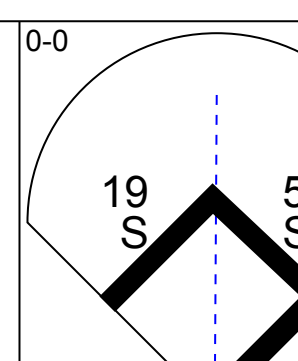
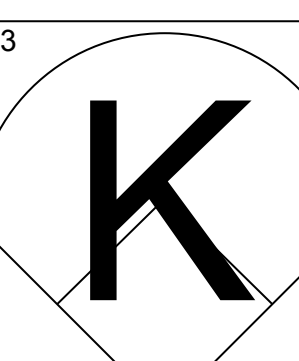
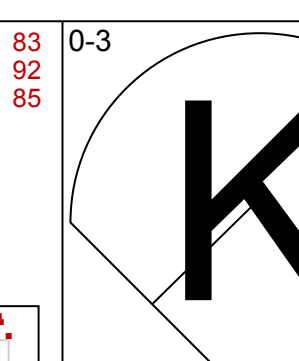
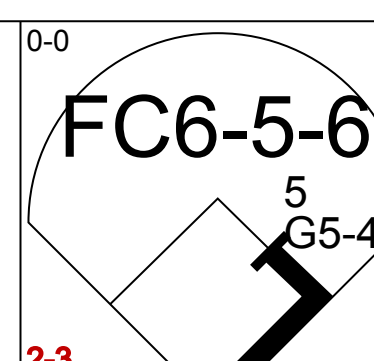
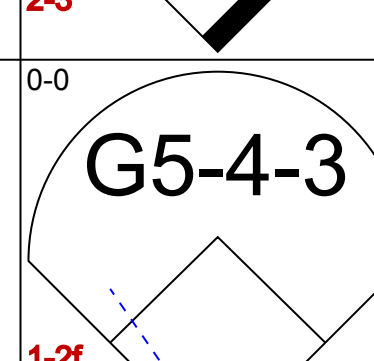
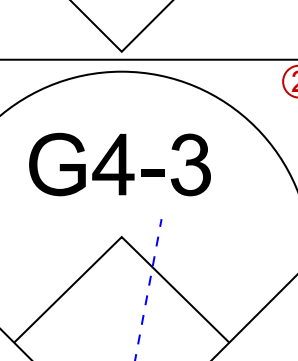
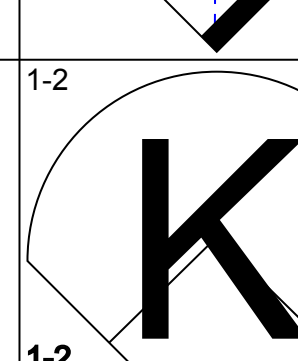
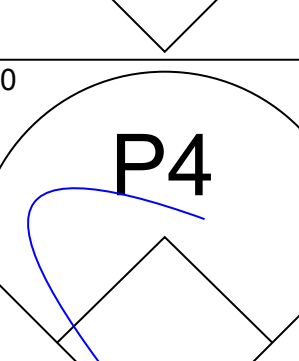
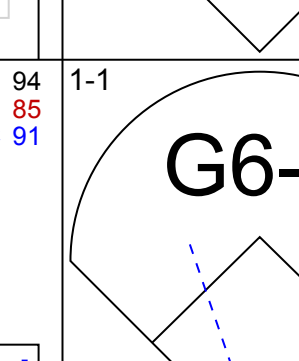
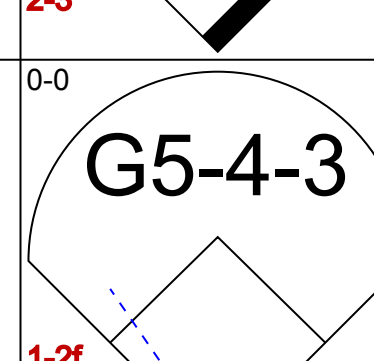
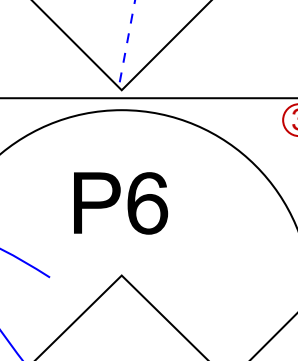
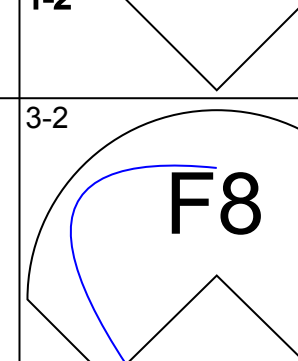
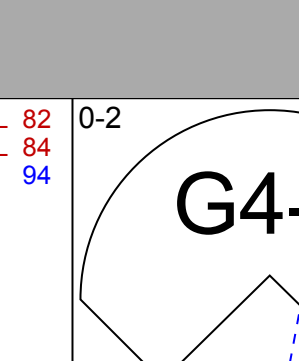
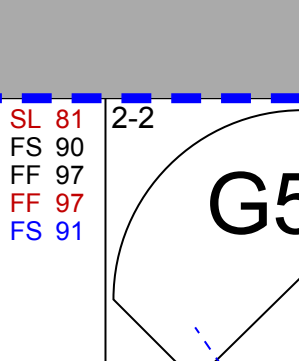
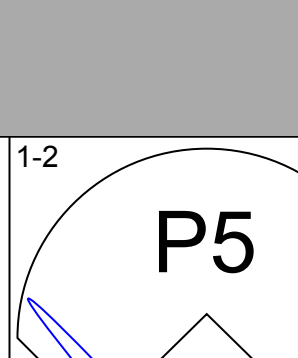
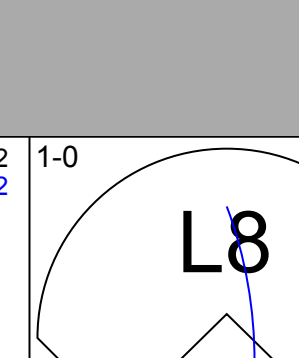
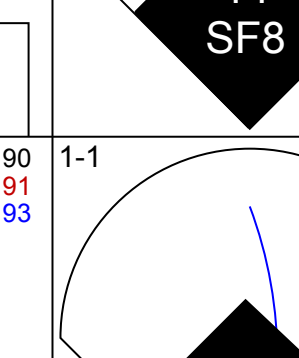
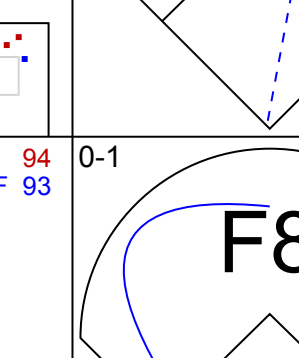

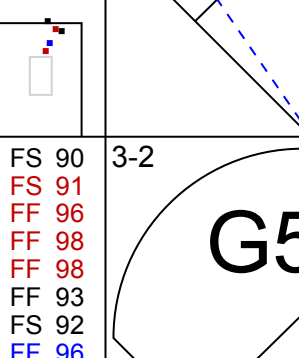
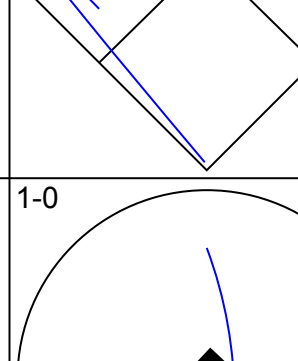
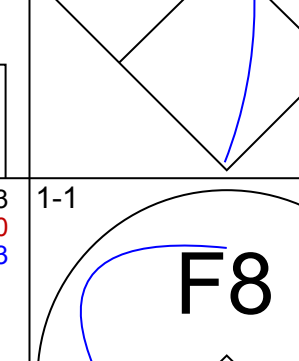
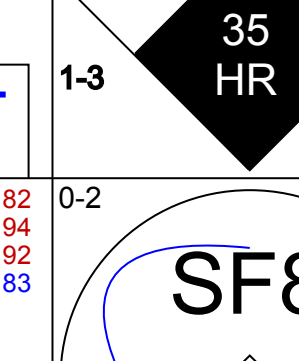
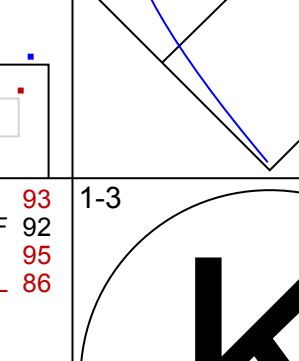
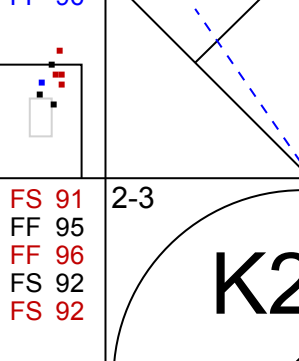
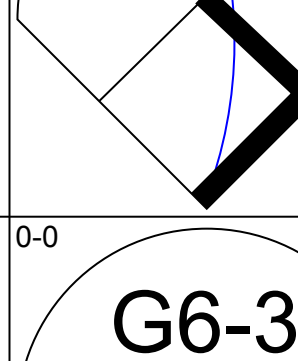
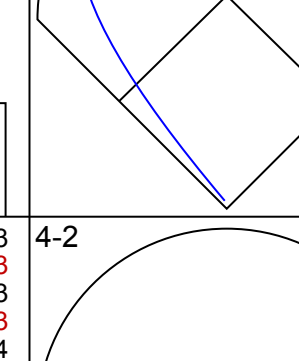
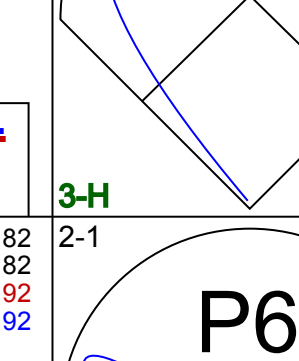
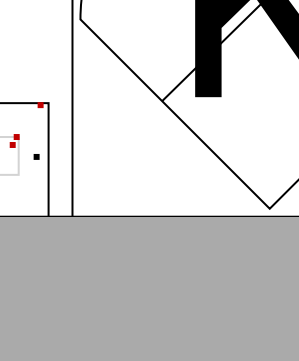
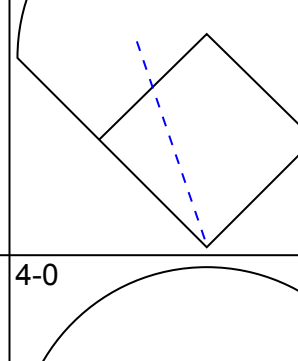
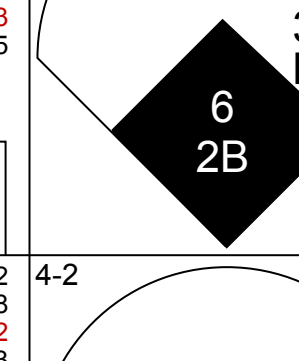
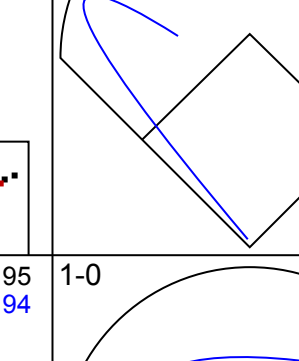

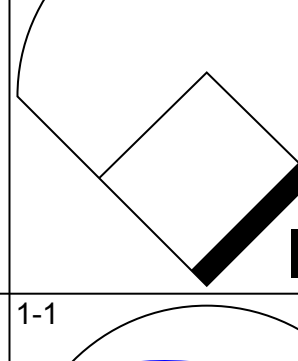
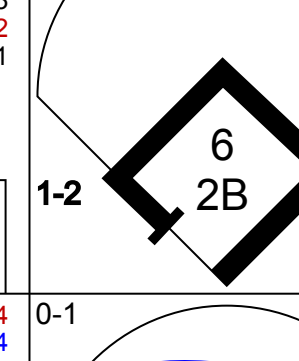
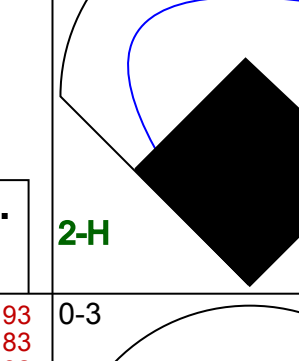




Batter	1	2	3	4	5	6	7	8	9	AB	R	H	RBI	BB	SO	LOB	BOTTOM					
10 Marco Scutaro, R (1, 6) OBP: 0.335, SLG: 0.375										2	0	2	0	0	0	0						
72 Yamaico Navarro, R (5, PH) OBP: 0.333, SLG: 0.333										3	0	1	0	0	1	1						
12 Jed Lowrie, S (1, 4) OBP: 0.233, SLG: 0.525										3	1	1	0	1	0	3						
41 Victor Martínez, S (1, 2) OBP: 0.332, SLG: 0.445										3	0	1	0	0	0	5						
68 Dusty Brown, R (6, 2) OBP: 0.250, SLG: 0.333										1	0	1	2	0	0	0						
34 David Ortiz, L (1, 10) OBP: 0.375, SLG: 0.549										4	0	1	0	0	1	3						
29 Adrián Beltré, R (1, 5) OBP: 0.366, SLG: 0.563										3	0	0	0	1	2	3						
25 Mike Lowell, R (1, 3) OBP: 0.313, SLG: 0.391										2	0	0	0	0	0	1						
60 Daniel Nava, S (5, 7) OBP: 0.368, SLG: 0.424										2	0	0	0	0	2	1						
7 J.D. Drew, L (1, 9) OBP: 0.348, SLG: 0.460										2	0	0	0	0	1	1						
55 Ryan Kalish, L (6, PH) OBP: 0.281, SLG: 0.367										2	0	0	0	0	1	1						
22 Bill Hall, R (1, 7) OBP: 0.314, SLG: 0.471										4	0	0	0	0	0	0						
54 Darnell McDonald, R (1, 8) OBP: 0.341, SLG: 0.442										3	1	2	0	1	0	0						
Inning Stats	R: 0 H: 2 E: 0 K: 2 S: 12	H: 2 LOB: 0 BB: 0 P: 20	R: 0 H: 0 E: 0 K: 0 S: 6	H: 0 LOB: 0 BB: 0 P: 11	R: 0 H: 2 E: 0 K: 0 S: 10	H: 2 LOB: 1 BB: 0 P: 13	R: 0 H: 1 E: 0 K: 2 S: 11	H: 1 LOB: 0 BB: 0 P: 17	R: 0 H: 2 E: 0 K: 0 S: 8	H: 2 LOB: 2 BB: 1 P: 14	R: 0 H: 0 E: 0 K: 2 S: 9	H: 0 LOB: 1 BB: 1 P: 15	R: 2 H: 2 E: 0 K: 0 S: 17	H: 2 LOB: 1 BB: 1 P: 27	R: 0 H: 0 E: 0 K: 1 S: 6	H: 0 LOB: 0 BB: 0 P: 9	R: 0 H: 0 E: 0 K: 1 S: 8	H: 0 LOB: 0 BB: 0 P: 13	1B: 7 2B: 2 3B: 0 HR: 0	SF: 0 SAC: 0 DP: 2 HBP: 0	WP: 1 PB: 0 SB: 0 CS: 0	PA: 37
PITCHER	IP WLS BF H R ER SO BB IBB HBP BLK WP HR S P ERA WHIP																					
27 Brett Cecil, L (1, 1) ERA: 3.9	6.2 W 30 9 2 2 6 3 0 0 0 0 0 1 69 11 2.70 1.800																					
43 Jesse Carlson, L (7, 1) ERA: 3.86	1.1 4 0 0 0 1 0 0 0 0 0 0 0 10 15 0.00 0.000																					
57 Shawn Camp, R (9, 1) ERA: 2.95	1.0 3 0 0 0 1 0 0 0 0 0 0 0 8 13 0.00 0.000																					

Toronto Blue Jays @ Boston Red Sox
Fenway Park, Boston, MA
Fri Aug 20 2010, 7:14 PM - 10:14 PM EDT
Att: 37,726 - Partly Cloudy - 76 F

livebaseballscorecards.com

AB 34
R 2
H 9
RBI 2
BB 3
SO 8
LOB 19



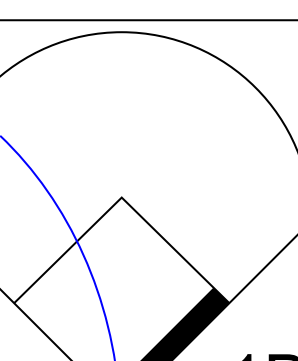
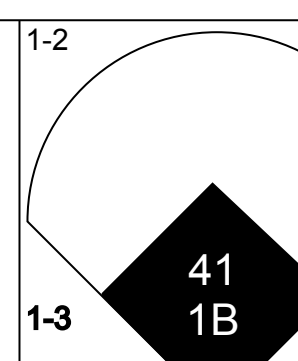
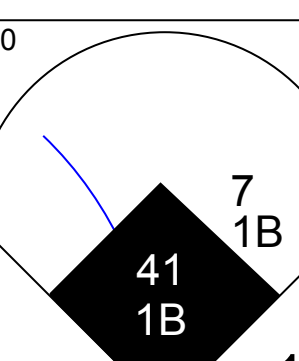
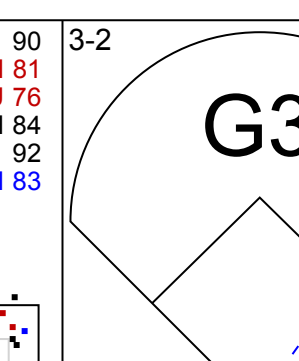


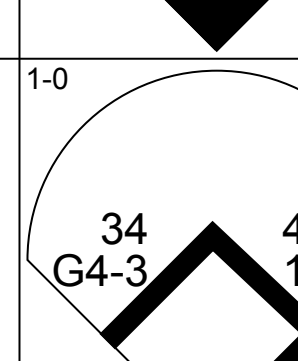
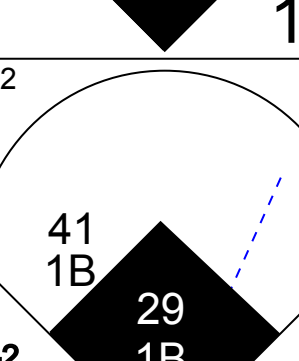
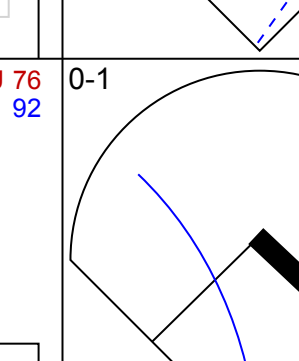


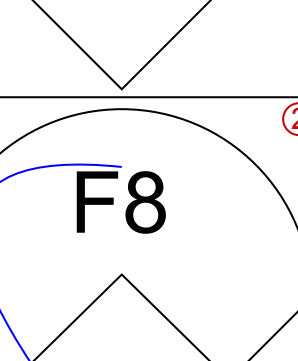
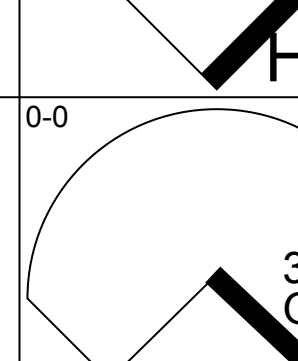
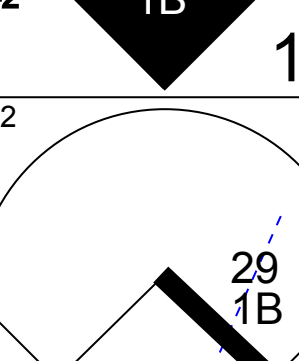
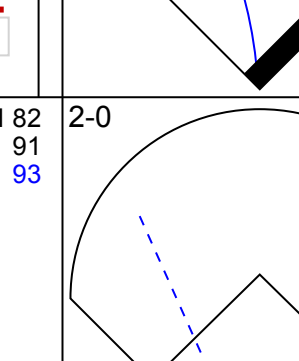

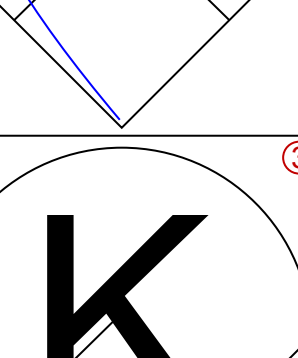
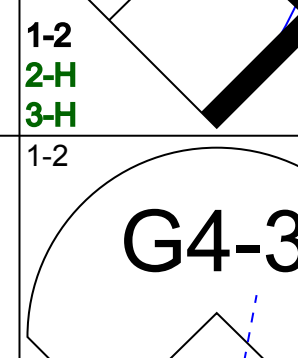
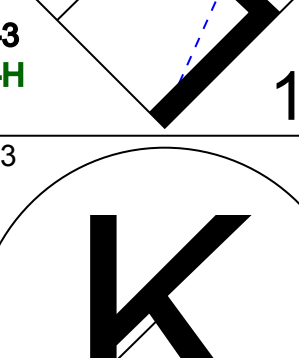
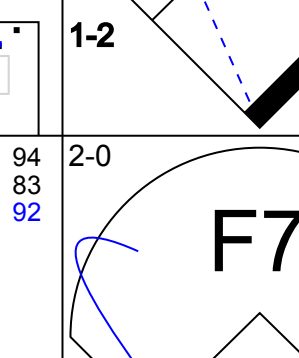

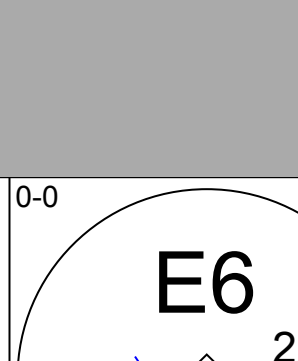
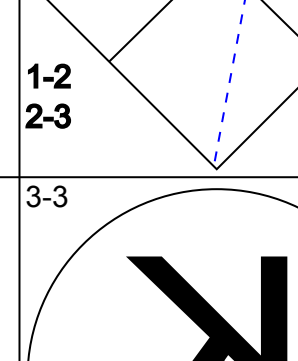
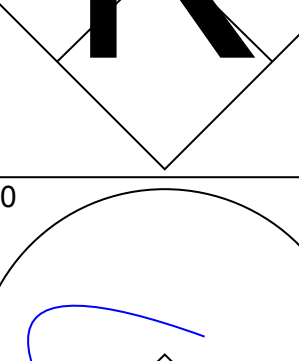
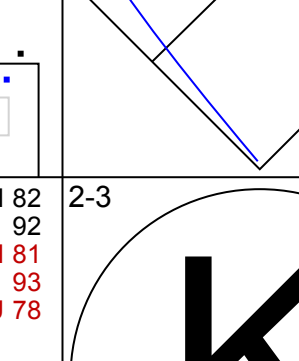
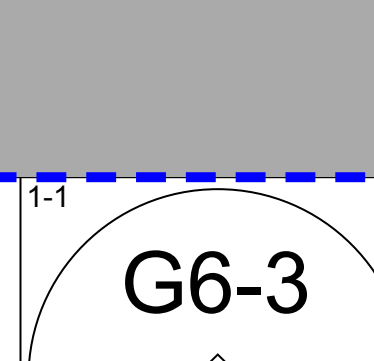
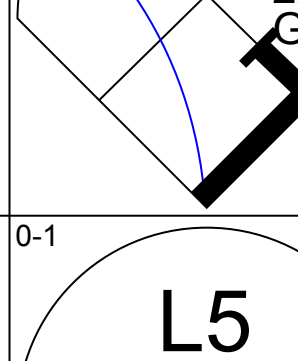
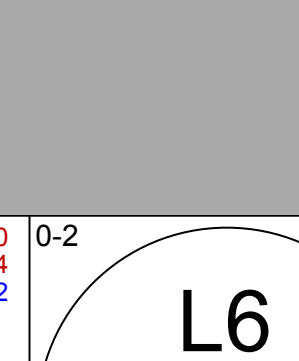

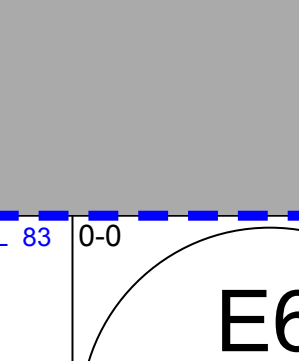
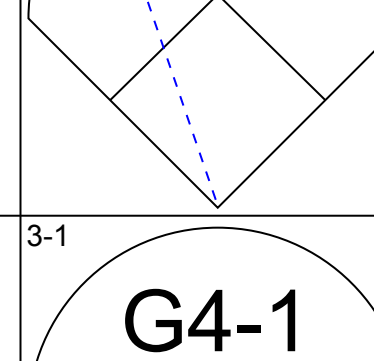
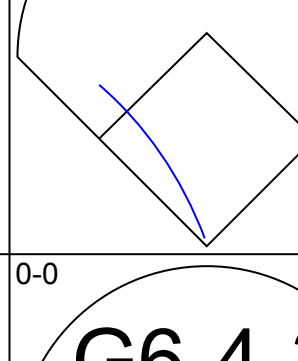
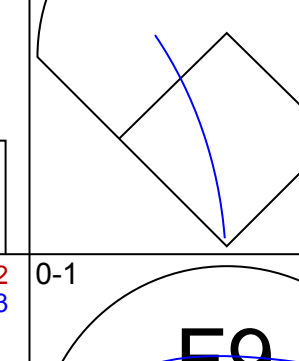
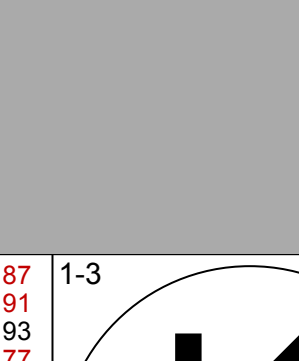
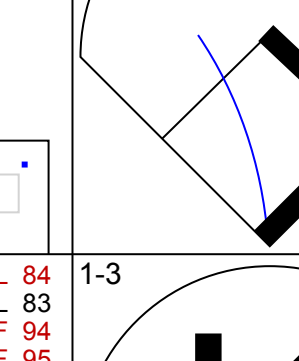
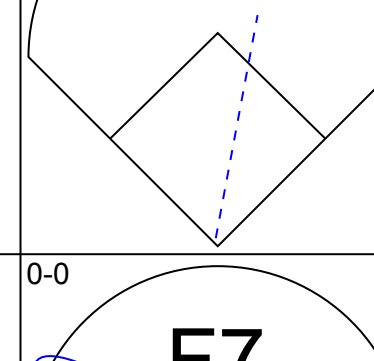
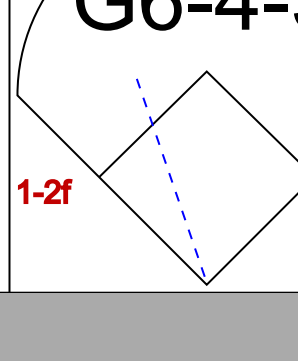
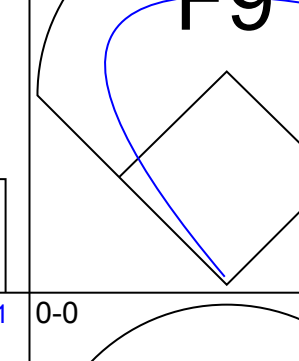
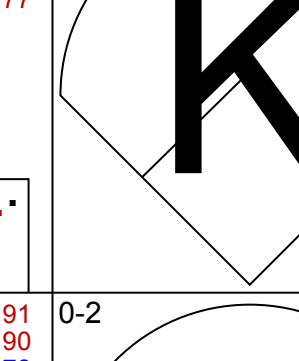
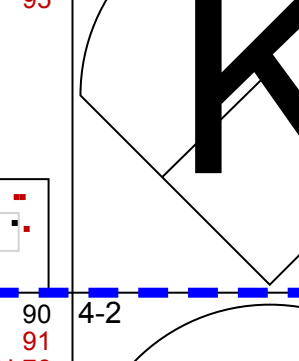
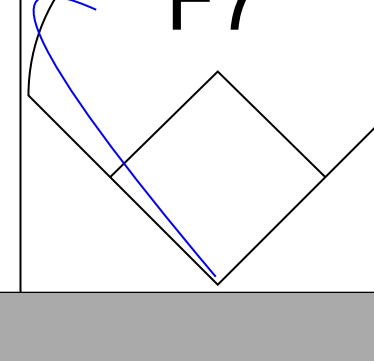

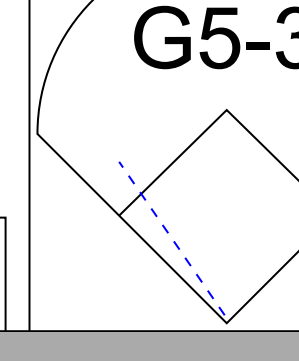
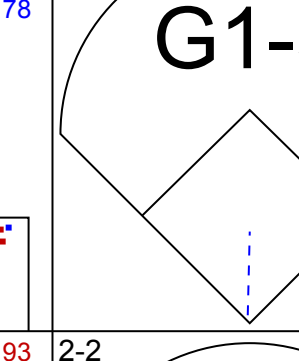
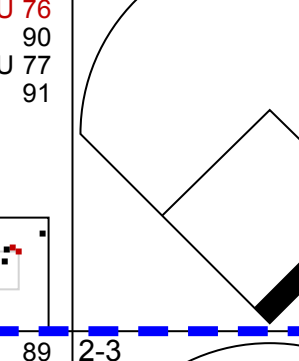



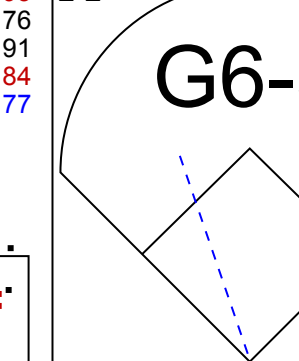
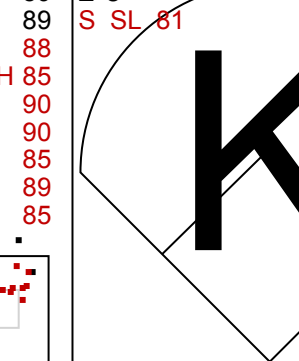

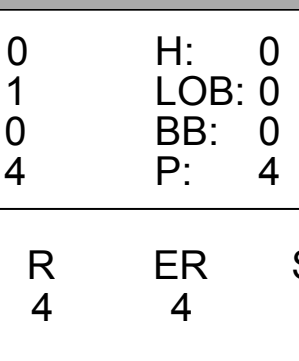
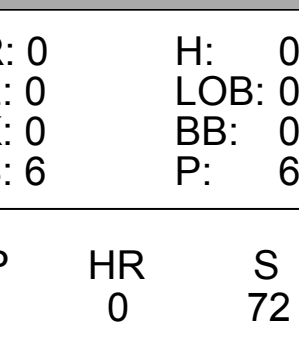
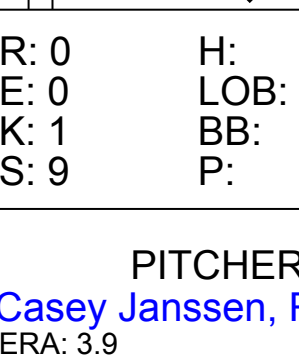
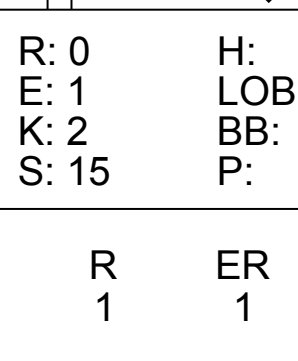
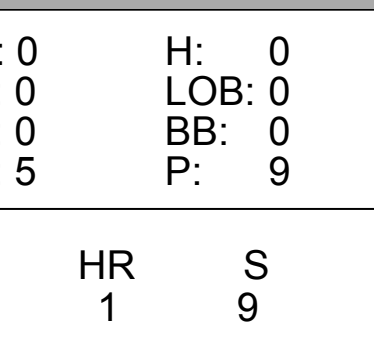





Batter	1	2	3	4	5	6	7	8	9	10	11	AB	R	H	RBI	BB	SO	LOB	TOP			
15 Fred Lewis, L OBP: 0.339, SLG: 0.447												5	0	1	0	0	3	1				
5 Yunel Escobar, R OBP: 0.337, SLG: 0.324												5	0	0	0	0	1	2				
19 José Bautista, R OBP: 0.386, SLG: 0.587												5	1	1	0	0	0	1				
10 Vernon Wells, R OBP: 0.319, SLG: 0.499												5	1	1	0	0	0	0				
14 John Buck, R OBP: 0.319, SLG: 0.503												4	0	1	1	0	2	0				
2 Aaron Hill, R OBP: 0.281, SLG: 0.386												3	1	0	0	1	1	2				
35 Lyle Overbay, L OBP: 0.338, SLG: 0.442												2	1	1	2	2	0	0				
6 John McDonald, R OBP: 0.276, SLG: 0.453												4	0	1	1	0	1	2				
45 Travis Snider, L OBP: 0.309, SLG: 0.454												4	0	1	0	0	2	0				
Inning Stats	R: 0 E: 0 K: 1 S: 8	H: 0 LOB: 0 BB: 0 P: 11	R: 0 E: 0 K: 0 S: 8	H: 1 LOB: 2 BB: 1 P: 10	R: 0 E: 0 K: 2 S: 11	H: 1 LOB: 1 BB: 0 P: 17	R: 1 E: 0 K: 0 S: 10	H: 1 LOB: 2 BB: 2 P: 20	R: 0 E: 0 K: 1 S: 6	H: 0 LOB: 0 BB: 0 P: 7	R: 3 E: 0 K: 1 S: 14	H: 3 LOB: 0 BB: 0 P: 19	R: 0 E: 0 K: 1 S: 8	H: 0 LOB: 0 BB: 0 P: 9	R: 0 E: 1 K: 0 S: 4	H: 1 LOB: 0 BB: 0 P: 5	R: 0 E: 0 K: 1 S: 11	H: 0 LOB: 0 BB: 0 P: 18	1B: 3 2B: 3 3B: 0 HR: 1	SF: 1 SAC: 0 DP: 1 HBP: 0	WP: 0 PB: 0 SB: 2 CS: 0	PA: 41
PITCHER	IP WLS BF H R ER SO BB IBB HBP BLK WP HR S P ERA WHIP	18 Daisuke Matsuzaka, R ERA: 4.19	51 Daniel Bard, R ERA: 1.91	58 Jonathan Papelbon, R ERA: 3.08																		

Toronto Blue Jays @ Boston Red Sox
Fenway Park, Boston, MA
Sat Aug 21 2010, 7:13 PM - 10:35 PM EDT
Att: 37,614 - Cloudy - 70 F

livebaseballscores.com

AB 37
R 4
H 7
RBI 4
BB 3
SO 10
LOB 8



Batter	1	2	3	4	5	6	7	8	9	10	11	AB	R	H	RBI	BB	SO	LOB	BOTTOM							
10 Marco Scutaro, R OBP: 0.337, SLG: 0.379												5	2	3	0	0	0	2								
7 J.D. Drew, L OBP: 0.364, SLG: 0.462												3	1	2	0	1	1	1								
41 Victor Martinez, S OBP: 0.336, SLG: 0.447												5	0	3	3	0	0	2								
34 David Ortiz, L OBP: 0.371, SLG: 0.542												5	0	0	0	0	2	8								
29 Adrián Beltré, R OBP: 0.364, SLG: 0.559												5	0	1	1	0	2	4								
25 Mike Lowell, R OBP: 0.305, SLG: 0.380												4	0	0	0	0	1	3								
55 Ryan Kalish, L OBP: 0.277, SLG: 0.361												1	0	0	0	0	0	0								
22 Bill Hall, R OBP: 0.309, SLG: 0.462												5	0	0	0	0	2	2								
72 Yamaico Navarro, R OBP: 0.167, SLG: 0.167												3	0	0	0	0	0	0								
60 Daniel Nava, S OBP: 0.368, SLG: 0.424												0	0	0	0	0	0	0								
12 Jed Lowrie, S OBP: 0.438, SLG: 0.583												1	1	1	1	1	0	0								
54 Darnell McDonald, R OBP: 0.336, SLG: 0.437												3	1	0	0	1	2	2								
Inning Stats	R: 0 E: 0 K: 2 S: 9	H: 1 LOB: 1 BB: 0 P: 16	R: 0 E: 1 K: 0 S: 4	H: 0 LOB: 0 BB: 4 P: 4	R: 2 E: 0 K: 1 S: 15	H: 2 LOB: 2 BB: 1 P: 28	R: 0 E: 0 K: 0 S: 6	H: 0 LOB: 0 BB: 0 P: 6	R: 2 E: 0 K: 3 S: 19	H: 4 LOB: 2 BB: 0 P: 32	R: 0 E: 0 K: 1 S: 9	H: 2 LOB: 2 BB: 0 P: 12	R: 0 E: 0 K: 1 S: 10	H: 2 LOB: 2 BB: 0 P: 19	R: 0 E: 1 K: 2 S: 15	H: 0 LOB: 2 BB: 1 P: 23	R: 0 E: 0 K: 0 S: 6	H: 0 LOB: 0 BB: 1 P: 11	R: 0 E: 0 K: 0 S: 5	H: 0 LOB: 0 BB: 0 P: 9	R: 1 E: 0 K: 0 S: 4	H: 1 LOB: 0 BB: 0 P: 6	1B: 8 2B: 1 3B: 0 HR: 1	SF: 0 SAC: 0 DP: 2 HBP: 1	WP: 0 PB: 0 SB: 0 CS: 0	PA: 44
PITCHER	IP WLS BF H R ER SO BB IBB HBP BLK WP HR S P ERA WHIP	24 Ricky Romero, L ERA: 3.5	54 Jason Frasor, R ERA: 3.83	37 Scott Downs, L ERA: 2.37	57 Shawn Camp, R ERA: 2.91	43 Jesse Carlson, L ERA: 2.7																				

Toronto Blue Jays @ Boston Red Sox
Fenway Park, Boston, MA
Sat Aug 21 2010, 7:13 PM - 10:35 PM EDT
Att: 37,614 - Cloudy - 70 F

livebaseballscores.com

AB 40
R 5
H 10
RBI 5
BB 3
SO 10
LOB 24



Batter	1	2	3	4	5	6	7	8	9	AB	R	H	RBI	BB	SO	LOB	TOP								
15 Fred Lewis, L OBP: 0.337, SLG: 0.442										4	0	0	0	1	2	5									
5 Yunel Escobar, R OBP: 0.336, SLG: 0.321										3	0	0	0	1	1	3									
19 José Bautista, R OBP: 0.367, SLG: 0.586										4	0	2	0	0	1	1									
10 Vernon Wells, R OBP: 0.320, SLG: 0.499										4	0	2	0	0	1	3									
26 Adam Lind, L OBP: 0.294, SLG: 0.410										4	0	0	0	0	2	6									
35 Lyle Overbay, L OBP: 0.337, SLG: 0.439										3	0	0	0	1	1	3									
6 John McDonald, R OBP: 0.265, SLG: 0.434										4	0	0	0	0	1	3									
45 Travis Snider, L OBP: 0.308, SLG: 0.446										3	0	0	0	1	2	1									
8 José Molina, R OBP: 0.338, SLG: 0.394										3	0	2	0	0	0	1									
Inning Stats	R: 0 E: 0 K: 0 S: 7	H: 1 LOB: 2 BB: 1 P: 12	R: 0 E: 0 K: 3 S: 14	H: 1 LOB: 2 BB: 1 P: 21	R: 0 E: 0 K: 2 S: 10	H: 0 LOB: 1 BB: 1 P: 18	R: 0 E: 0 K: 1 S: 7	H: 0 LOB: 0 BB: 0 P: 11	R: 0 E: 0 K: 1 S: 13	H: 1 LOB: 0 BB: 0 P: 17	R: 0 E: 0 K: 1 S: 12	H: 2 LOB: 2 BB: 0 P: 18	R: 0 E: 0 K: 2 S: 14	H: 0 LOB: 1 BB: 1 P: 20	R: 0 E: 0 K: 1 S: 9	H: 1 LOB: 1 BB: 0 P: 14	R: 0 E: 0 K: 1 S: 11	H: 0 LOB: 1 BB: 0 P: 15	1B: 6 2B: 0 3B: 0 HR: 0	SF: 0 SAC: 0 DP: 1 HBP: 1	WP: 1 PB: 0 SB: 0 CS: 0	PA: 37			
PITCHER	IP WLS BF H R ER SO BB IBB HBP BLK WP HR S P ERA WHIP																								
11 Clay Buchholz, R ERA: 2.26	6.0 W 25	5 0 0 7	3 0 0 0	0 0 0 0	0 0 63 97	0.00 1.333																			
51 Daniel Bard, R ERA: 1.87	1.0 H 4	0 0 0 2	1 0 0 0	1 0 14 20	0.00 1.000																				
61 Felix Doubront, L ERA: 4.09	2.0 S 8	1 0 0 2	0 0 1 0	0 0 20 29	0.00 0.500																				

Toronto Blue Jays @ Boston Red Sox
Fenway Park, Boston, MA
Sun Aug 22 2010, 3:20 PM - 7:03 PM EDT
Att: 37,506 - Cloudy - 68 F

AB 32
R 0
H 6
RBI 0
BB 4
SO 11
LOB 26



Batter	1	2	3	4	5	6	7	8	9	AB	R	H	RBI	BB	SO	LOB	BOTTOM							
10 Marco Scutaro, R OBP: 0.336, SLG: 0.376										3	1	0	0	1	0	0								
7 J.D. Drew, L OBP: 0.350, SLG: 0.457										4	0	0	0	0	3	2								
41 Victor Martinez, S OBP: 0.335, SLG: 0.445										4	0	1	1	0	0	0								
34 David Ortiz, L OBP: 0.372, SLG: 0.547										4	1	2	1	0	1	0								
29 Adrian Beltré, R OBP: 0.363, SLG: 0.559										4	1	1	1	0	0	2								
25 Mike Lowell, R OBP: 0.306, SLG: 0.379										3	0	1	0	0	1	1								
12 Jed Lowrie, S OBP: 0.421, SLG: 0.556										3	0	0	0	0	0	2								
22 Bill Hall, R OBP: 0.309, SLG: 0.471										3	1	1	2	0	1	0								
55 Ryan Kalish, L OBP: 0.279, SLG: 0.375										3	1	1	0	0	2	0								
Inning Stats	R: 0 E: 0 K: 1 S: 9	H: 0 LOB: 0 BB: 0 P: 15	R: 0 E: 0 K: 1 S: 8	H: 0 LOB: 0 BB: 0 P: 11	R: 0 E: 0 K: 1 S: 6	H: 0 LOB: 0 BB: 0 P: 9	R: 0 E: 0 K: 1 S: 6	H: 0 LOB: 0 BB: 0 P: 9	R: 3 E: 0 K: 1 S: 13	H: 3 LOB: 0 BB: 0 P: 21	R: 0 E: 0 K: 0 S: 7	H: 0 LOB: 0 BB: 0 P: 12	R: 0 E: 0 K: 1 S: 10	H: 1 LOB: 0 BB: 0 P: 14	R: 2 E: 0 K: 2 S: 17	H: 3 LOB: 2 BB: 1 P: 29	R: 0 E: 0 K: 2 S: 11	H: 0 LOB: 1 BB: 0 P: 15	1B: 3 2B: 2 3B: 1 HR: 1	SF: 0 SAC: 0 DP: 0 HBP: 0	WP: 0 PB: 0 SB: 0 CS: 0	PA: 32		
PITCHER	IP WLS BF H R ER SO BB IBB HBP BLK WP HR S P ERA WHIP																							
28 Shaun Marcum, R ERA: 3.7	7.0 L 25	4 3 3 6	0 0 0 0	0 0 59 91	3.86 0.571																			
54 Jason Frasor, R ERA: 4.13	1.0 7	3 2 2 2	1 0 0 0	0 0 17 29	18.00 4.000																			

Toronto Blue Jays @ Boston Red Sox
Fenway Park, Boston, MA
Sun Aug 22 2010, 3:20 PM - 7:03 PM EDT
Att: 37,506 - Cloudy - 68 F

AB 31
R 5
H 7
RBI 5
BB 1
SO 8
LOB 7



Batter	1	2	3	4	5	6	7	8	9	AB	R	H	RBI	BB	SO	LOB	TOP										
11 Brett Gardner, L (1,7) OBP: 0.379, SLG: 0.378										4	0	0	0	0	3	0	New York Yankees @ Toronto Blue Jays Rogers Centre, Toronto, ON Mon Aug 23 2010, 7:12 PM - 9:52 PM EDT Att: 29,198 - Roof Closed - 68 F										
33 Nick Swisher, S (1,9) OBP: 0.366, SLG: 0.510										3	1	1	0	1	2	0											
25 Mark Teixeira, S (1,3) OBP: 0.363, SLG: 0.490										4	0	1	0	0	2	2											
24 Robinson Cano, L (1,4) OBP: 0.390, SLG: 0.568										2	1	1	1	2	1	1											
20 Jorge Posada, S (1,10) OBP: 0.359, SLG: 0.461										4	0	1	1	0	1	2											
14 Curtis Granderson, L (1,8) OBP: 0.315, SLG: 0.432										3	0	0	0	0	3	2											
12 Eduardo Núñez, R (1,6) OBP: 0.162, SLG: 0.273										3	0	0	0	0	1	1											
2 Derek Jeter, R (9,PH) OBP: 0.340, SLG: 0.387										1	0	0	0	0	0	1											
19 Ramiro Pena, S (1,5) OBP: 0.248, SLG: 0.240										3	0	2	0	0	1	0											
17 Francisco Cervelli, R (1,2) OBP: 0.314, SLG: 0.296										3	0	0	0	0	1	2											
Inning Stats	R: 1 E: 0 K: 3 S: 13	H: 1 LOB: 1 BB: 1 P: 24	R: 0 E: 0 K: 0 S: 8	H: 1 LOB: 1 BB: 0 P: 13	R: 0 E: 0 K: 3 S: 13	H: 1 LOB: 1 BB: 0 P: 18	R: 0 E: 0 K: 1 S: 8	H: 0 LOB: 0 BB: 0 P: 9	R: 0 E: 0 K: 2 S: 9	H: 0 LOB: 0 BB: 0 P: 15	R: 1 E: 0 K: 3 S: 15	H: 1 LOB: 1 BB: 1 P: 25	R: 0 E: 0 K: 1 S: 7	H: 1 LOB: 0 BB: 0 P: 10	R: 0 E: 0 K: 1 S: 7	H: 1 LOB: 1 BB: 1 P: 11	R: 0 E: 0 K: 1 S: 9	H: 0 LOB: 1 BB: 1 P: 14	1B: 3 2B: 4 3B: 0 HR: 0	SF: 0 SAC: 0 DP: 3 HBP: 1	WP: 1 PB: 0 SB: 0 CS: 0	PA: 34					
PITCHER	IP	WLS	BF	H	R	ER	SO	BB	IBB	HBP	BLK	WP	HR	S	P	ERA	WHIP										
23 Brandon Morrow, R (1,1) ERA: 4.39	6.0		24	4	2	2	12	2	0	1	0	1	0	66	104	3.00	1.000										
57 Shawn Camp, R (7,1) ERA: 2.95	1.0		3	1	0	0	1	0	0	0	0	0	0	7	10	0.00	1.000										
37 Scott Downs, L (8,1) ERA: 2.32	1.0	W	3	1	0	0	1	0	0	0	0	0	0	7	11	0.00	1.000										
63 Kevin Gregg, R (9,1) ERA: 3.28	1.0	S	4	0	0	0	1	1	0	0	0	0	0	9	14	0.00	1.000										

Batter	1	2	3	4	5	6	7	8	9	AB	R	H	RBI	BB	SO	LOB	BOTTOM										
15 Fred Lewis, L (1,7) OBP: 0.336, SLG: 0.440										4	0	1	0	0	0	1	New York Yankees @ Toronto Blue Jays Rogers Centre, Toronto, ON Mon Aug 23 2010, 7:12 PM - 9:52 PM EDT Att: 29,198 - Roof Closed - 68 F										
5 Yunel Escobar, R (1,6) OBP: 0.339, SLG: 0.326										3	1	2	0	0	0	0											
6 John McDonald, R (6,6) OBP: 0.262, SLG: 0.430										1	0	0	0	0	1	0											
19 José Bautista, R (1,9) OBP: 0.370, SLG: 0.600										3	2	2	3	1	0	0											
10 Vernon Wells, R (1,8) OBP: 0.322, SLG: 0.498										3	0	1	0	1	0	3											
26 Adam Lind, L (1,10) OBP: 0.291, SLG: 0.406										4	0	0	0	0	3	4											
2 Aaron Hill, R (1,4) OBP: 0.276, SLG: 0.382										4	0	0	0	0	1	2											
35 Lyle Overbay, L (1,3) OBP: 0.339, SLG: 0.439										2	0	1	0	1	1	0											
12 Edwin Encarnación, R (1,5) OBP: 0.309, SLG: 0.453										3	0	0	0	0	1	2											
8 José Molina, R (1,2) OBP: 0.331, SLG: 0.385										3	0	0	0	0	0	2											
Inning Stats	R: 0 E: 0 K: 1 S: 7	H: 2 LOB: 2 BB: 1 P: 16	R: 0 E: 0 K: 1 S: 9	H: 1 LOB: 1 BB: 0 P: 13	R: 2 E: 0 K: 0 S: 10	H: 2 LOB: 0 BB: 0 P: 18	R: 0 E: 0 K: 1 S: 6	H: 0 LOB: 0 BB: 0 P: 10	R: 0 E: 0 K: 0 S: 7	H: 0 LOB: 0 BB: 0 P: 8	R: 0 E: 0 K: 1 S: 10	H: 1 LOB: 1 BB: 0 P: 14	R: 0 E: 0 K: 0 S: 6	H: 0 LOB: 1 BB: 1 P: 15	R: 1 E: 0 K: 3 S: 13	H: 1 LOB: 1 BB: 1 P: 20	1B: 4 2B: 2 3B: 0 HR: 2	SF: 0 SAC: 0 DP: 1 HBP: 0	WP: 0 PB: 0 SB: 0 CS: 0	PA: 33							
PITCHER	IP	WLS	BF	H	R	ER	SO	BB	IBB	HBP	BLK	WP	HR	S	P	ERA	WHIP										
47 Iván Nova, R (1,1) ERA: 2.16	5.1		22	6	2	2	3	1	0	0	0	0	0	6	73	3.38	1.312										
48 Boone Logan, L (6,1) ERA: 2.64	0.2		3	0	0	0	1	1	0	0	0	0	0	6	11	0.00	1.500										
62 Joba Chamberlain, R (7,1) ERA: 4.72	1.0		3	0	0	0	0	0	0	0	0	0	0	5	10	0.00	0.000										
30 David Robertson, R (8,1) ERA: 3.74	1.0	L	5	1	1	1	3	1	0	0	0	0	1	13	20	9.00	2.000										

AB	30
R	2
H	6
RBI	2
BB	3
SO	15
LOB	11


AB	30
R	3
H	7
RBI	3
BB	3
SO	7
LOB	14



Batter	1	2	3	4	5	6	7	8	9	AB	R	H	RBI	BB	SO	LOB	TOP				
14 Austin Jackson, R OBP: 0.357, SLG: 0.406	G1-6-3		L4	G4-3			1B			5	1	2	0	0	0	0					
39 Ramon Santiago, S OBP: 0.354, SLG: 0.342	F9			1B	G6-3		1B	F7		5	1	2	0	0	0	1					
18 Johnny Damon, L OBP: 0.359, SLG: 0.493		BB		1B	G3		1B		L7	3	1	1	0	2	0	0					
24 Miguel Cabrera, R OBP: 0.434, SLG: 0.638	G4-3			1B	F8	K		L6		5	0	1	0	0	1	6					
25 Ryan Raburn, R OBP: 0.312, SLG: 0.418		1B		FC5			K	K	F8	5	1	1	1	0	2	5					
27 Jhonny Peralta, R OBP: 0.310, SLG: 0.405	K			HR		K			K	4	1	1	4	1	3	2					
15 Brandon Inge, R OBP: 0.334, SLG: 0.495	G6-4-3			G6-3			BB	P3		3	0	0	0	1	0	4					
57 Casper Wells, R OBP: 0.267, SLG: 0.231			G1-4-3	BB						2	1	0	0	2	1	0					
12 Gerald Laird, R OBP: 0.262, SLG: 0.286	G6-3			HR		L8		F8		4	1	1	2	0	0	2					
Inning Stats	R: 0 H: 0 E: 0 K: 0 S: 5	H: 0 LOB: 1 BB: 1 P: 10	R: 0 H: 1 E: 0 K: 1 S: 8	H: 0 LOB: 0 BB: 0 P: 12	R: 0 H: 0 E: 0 K: 0 S: 6	H: 0 LOB: 0 BB: 0 P: 12	R: 6 H: 3 E: 1 K: 0 S: 13	H: 3 LOB: 2 BB: 2 P: 32	R: 0 H: 0 E: 0 K: 2 S: 11	H: 0 LOB: 0 BB: 0 P: 25	R: 1 H: 3 E: 0 K: 1 S: 13	H: 3 LOB: 3 BB: 1 P: 27	R: 0 H: 1 E: 0 K: 1 S: 8	H: 1 LOB: 1 BB: 0 P: 11	R: 0 H: 1 E: 0 K: 1 S: 11	H: 1 LOB: 1 BB: 0 P: 14	1B: 6 2B: 1 3B: 0 HR: 2	SF: 0 SAC: 0 DP: 1 HBP: 0	WP: 0 PB: 0 SB: 0 CS: 0	PA: 42	
PITCHER	IP	WLS	BF	H	R	ER	SO	BB	IBB	HBP	BLK	WP	HR	S	P	ERA	WHIP				
24 Ricky Romero, L ERA: 3.54	5.2	L	26	4	6	3	4	5	0	0	0	0	2	47	98	4.76	1.588				
44 Casey Janssen, R ERA: 3.79	1.1		8	3	1	1	1	1	0	0	0	0	0	16	30	6.75	3.000				
57 Shawn Camp, R ERA: 2.81	1.0		4	1	0	0	1	0	0	0	0	0	0	8	11	0.00	1.000				
43 Jesse Carlson, L ERA: 1.93	1.0		4	1	0	0	1	0	0	0	0	0	0	11	14	0.00	1.000				

Detroit Tigers @ Toronto Blue Jays
Rogers Centre, Toronto, ON
Thu Aug 26 2010, 7:10 PM - 9:35 PM EDT
Att: 16,088 - Partly Cloudy - 70 F


AB 36
R 7
H 9
RBI 7
BB 6
SO 7
LOB 20



Batter	1	2	3	4	5	6	7	8	9	AB	R	H	RBI	BB	SO	LOB	BOTTOM				
15 Fred Lewis, L OBP: 0.336, SLG: 0.435	K		1B			K		K		4	0	1	0	0	3	2					
5 Yunel Escobar, R OBP: 0.333, SLG: 0.319	F9		CS	G5-3		G6-4-3		G4-3		4	0	0	0	0	0	1					
19 José Bautista, R OBP: 0.376, SLG: 0.607		BB		2B		HR		G5-3		3	1	2	1	1	0	0					
10 Vernon Wells, R OBP: 0.325, SLG: 0.510	K			F8		G4-3		2B		4	0	1	0	0	1	2					
26 Adam Lind, L OBP: 0.290, SLG: 0.404	F8			L3		G5-3		F7		4	0	0	0	0	0	2					
14 John Buck, R OBP: 0.314, SLG: 0.493	K			G5-3		P6				3	0	0	0	0	1	0					
35 Lyle Overbay, L OBP: 0.335, SLG: 0.430	F8			K		K		K		3	0	0	0	0	2	0					
2 Aaron Hill, R OBP: 0.278, SLG: 0.384			K		F8			F9		3	0	0	0	0	1	0					
12 Edwin Encarnación, R OBP: 0.314, SLG: 0.454			1B			1B				3	0	3	0	0	0	0					
Inning Stats	R: 0 H: 0 E: 0 K: 2 S: 8	H: 0 LOB: 0 BB: 0 P: 17	R: 0 H: 0 E: 0 K: 1 S: 11	H: 0 LOB: 0 BB: 0 P: 19	R: 0 H: 2 E: 0 K: 1 S: 11	H: 2 LOB: 0 BB: 0 P: 18	R: 0 H: 1 E: 0 K: 0 S: 7	H: 1 LOB: 1 BB: 0 P: 11	R: 0 H: 0 E: 0 K: 1 S: 10	H: 0 LOB: 0 BB: 0 P: 15	R: 1 H: 1 E: 0 K: 0 S: 10	H: 1 LOB: 0 BB: 0 P: 11	R: 0 H: 1 E: 0 K: 2 S: 12	H: 1 LOB: 1 BB: 0 P: 15	R: 0 H: 1 E: 0 K: 0 S: 8	H: 1 LOB: 1 BB: 0 P: 13	1B: 4 2B: 2 3B: 0 HR: 1	SF: 0 SAC: 0 DP: 1 HBP: 0	WP: 0 PB: 0 SB: 1 CS: 1	PA: 33	
PITCHER	IP	WLS	BF	H	R	ER	SO	BB	IBB	HBP	BLK	WP	HR	S	P	ERA	WHIP				
37 Max Scherzer, R ERA: 3.6	8.0	W	28	6	1	1	8	1	0	0	0	0	0	76	117	1.12	0.875				
49 Eddie Bonine, R ERA: 3.96	1.0		4	1	0	0	0	0	0	0	0	0	0	8	13	0.00	1.000				

Detroit Tigers @ Toronto Blue Jays
Rogers Centre, Toronto, ON
Thu Aug 26 2010, 7:10 PM - 9:35 PM EDT
Att: 16,088 - Partly Cloudy - 70 F

AB 31
R 1
H 7
RBI 1
BB 1
SO 8
LOB 7



Batter	1	2	3	4	5	6	7	8	9	AB	R	H	RBI	BB	SO	LOB	TOP					
14 Austin Jackson, R OBP: 0.358, SLG: 0.408	G6-3		K		K			2B 1B		4	1	1	0	1	2	1	Detroit Tigers @ Toronto Blue Jays Rogers Centre, Toronto, ON Sun Aug 29 2010, 1:16 PM - 3:54 PM EDT Att: 26,624 - Sunny - 75 F					
28 Will Rhymes, L OBP: 0.350, SLG: 0.411	25 WP 24 2B BB		FC3-6		G1-3			25 HR 1B		4	2	1	0	1	1	4						
25 Ryan Raburn, R OBP: 0.319, SLG: 0.446	K		K		L9			HR		5	2	2	4	0	2	2						
24 Miguel Cabrera, R OBP: 0.437, SLG: 0.647 32 Don Kelly, L OBP: 0.265, SLG: 0.326	2H 2B				L9			26 BB 57 2B 27 1B	15 S HR	4	2	2	1	1	0	0						
27 Jhonny Peralta, R OBP: 0.312, SLG: 0.405	K				L9			26 BB 57 2B 1B	F9	4	2	1	0	1	1	2						
15 Brandon Inge, R OBP: 0.329, SLG: 0.410					E4 57 1B			P3	HR	5	1	1	2	0	1	3						
26 Brennan Boesch, L OBP: 0.329, SLG: 0.453	F9				K			57 2B 1B		4	0	1	0	1	1	2						
57 Casper Wells, R OBP: 0.375, SLG: 0.429	L5				1B			F8		5	0	2	3	0	0	1						
13 Alex Avila, L OBP: 0.310, SLG: 0.324					K			G4-3		5	0	1	0	0	1	5						
					28 FC3-6 1B			G4-3														
Inning Stats	R: 1 E: 0 K: 2 S: 10	H: 1 LOB: 1 BB: 1 P: 18	R: 0 E: 0 K: 1 S: 7	H: 0 LOB: 0 BB: 0 P: 10	R: 0 E: 0 K: 2 S: 10	H: 1 LOB: 1 BB: 0 P: 17	R: 1 E: 0 K: 2 S: 12	H: 1 LOB: 2 BB: 1 P: 18	R: 0 E: 0 K: 1 S: 5	H: 0 LOB: 0 BB: 0 P: 7	R: 2 E: 0 K: 1 S: 15	H: 2 LOB: 3 BB: 3 P: 31	R: 3 E: 0 K: 0 S: 17	H: 4 LOB: 1 BB: 0 P: 22	R: 3 E: 0 K: 0 S: 15	H: 3 LOB: 0 BB: 0 P: 23	R: 0 E: 0 K: 0 S: 5	H: 0 LOB: 0 BB: 0 P: 5	1B: 7 2B: 2 3B: 0 HR: 3	SF: 0 SAC: 0 DP: 0 HBP: 0	WP: 1 PB: 0 SB: 1 CS: 0	PA: 45
PITCHER	IP WLS BF H R ER SO BB IBB HBP BLK WP HR S P ERA WHIP	IP WLS BF H R ER SO BB IBB HBP BLK WP HR S P ERA WHIP	IP WLS BF H R ER SO BB IBB HBP BLK WP HR S P ERA WHIP	IP WLS BF H R ER SO BB IBB HBP BLK WP HR S P ERA WHIP	IP WLS BF H R ER SO BB IBB HBP BLK WP HR S P ERA WHIP	IP WLS BF H R ER SO BB IBB HBP BLK WP HR S P ERA WHIP	IP WLS BF H R ER SO BB IBB HBP BLK WP HR S P ERA WHIP	IP WLS BF H R ER SO BB IBB HBP BLK WP HR S P ERA WHIP	IP WLS BF H R ER SO BB IBB HBP BLK WP HR S P ERA WHIP	IP WLS BF H R ER SO BB IBB HBP BLK WP HR S P ERA WHIP	IP WLS BF H R ER SO BB IBB HBP BLK WP HR S P ERA WHIP	IP WLS BF H R ER SO BB IBB HBP BLK WP HR S P ERA WHIP	IP WLS BF H R ER SO BB IBB HBP BLK WP HR S P ERA WHIP	IP WLS BF H R ER SO BB IBB HBP BLK WP HR S P ERA WHIP	IP WLS BF H R ER SO BB IBB HBP BLK WP HR S P ERA WHIP	IP WLS BF H R ER SO BB IBB HBP BLK WP HR S P ERA WHIP						
34 Marc Rzepczynski, L ERA: 6.03	5.2	L	28	5	4	3	8	4	1	0	0	0	1	0	56	97	4.76	1.588				
43 Jesse Carlson, L ERA: 5.4	1.1		8	4	3	3	1	0	0	0	0	0	0	2	20	26	20.25	3.000				
56 Brian Tallet, L ERA: 5.44	1.0		6	3	3	3	0	0	0	0	0	0	0	1	15	23	27.00	3.000				
44 Casey Janssen, R ERA: 3.73	1.0		3	0	0	0	0	0	0	0	0	0	0	0	5	5	0.00	0.000				

Batter	1	2	3	4	5	6	7	8	9	AB	R	H	RBI	BB	SO	LOB	BOTTOM					
15 Fred Lewis, L OBP: 0.335, SLG: 0.428	G5-3				G4-3					4	1	1	0	0	0	0	Detroit Tigers @ Toronto Blue Jays Rogers Centre, Toronto, ON Sun Aug 29 2010, 1:16 PM - 3:54 PM EDT Att: 26,624 - Sunny - 75 F					
6 John McDonald, R OBP: 0.276, SLG: 0.467	K				G5-3			HR		4	2	2	1	0	1	0						
19 José Bautista, R OBP: 0.382, SLG: 0.620	P5				1B			P3		4	0	1	0	0	1	2						
10 Vernon Wells, R OBP: 0.318, SLG: 0.497 18 Mike McCoy, R OBP: 0.255, SLG: 0.255	G6-3				F9			F8		3	0	0	0	0	0	1						
26 Adam Lind, L OBP: 0.290, SLG: 0.416	F7							G6-3		4	1	1	3	0	0	0						
14 John Buck, R OBP: 0.314, SLG: 0.489	K							G6-3		4	0	1	0	0	2	0						
2 Aaron Hill, R OBP: 0.279, SLG: 0.386					F9					4	0	1	0	0	0	1						
45 Travis Snider, L OBP: 0.302, SLG: 0.438					G1-3					3	0	0	0	0	0	1						
8 José Molina, R OBP: 0.316, SLG: 0.366	K							G1-3		3	0	0	0	0	1	0						
Inning Stats	R: 0 E: 0 K: 1 S: 7	H: 0 LOB: 0 BB: 0 P: 10	R: 0 E: 0 K: 1 S: 8	H: 0 LOB: 0 BB: 0 P: 13	R: 0 E: 0 K: 1 S: 12	H: 0 LOB: 0 BB: 0 P: 17	R: 0 E: 0 K: 0 S: 9	H: 1 LOB: 1 BB: 0 P: 14	R: 0 E: 0 K: 1 S: 12	H: 1 LOB: 1 BB: 0 P: 19	R: 1 E: 0 K: 0 S: 13	H: 1 LOB: 0 BB: 0 P: 19	R: 0 E: 0 K: 0 S: 5	H: 0 LOB: 0 BB: 0 P: 9	R: 0 E: 0 K: 0 S: 7	H: 0 LOB: 0 BB: 0 P: 10	R: 3 E: 0 K: 1 S: 20	H: 4 LOB: 1 BB: 0 P: 26	1B: 5 2B: 0 3B: 0 HR: 2	SF: 0 SAC: 0 DP: 0 HBP: 0	WP: 0 PB: 0 SB: 0 CS: 0	PA: 34
PITCHER	IP WLS BF H R ER SO BB IBB HBP BLK WP HR S P ERA WHIP	IP WLS BF H R ER SO BB IBB HBP BLK WP HR S P ERA WHIP	IP WLS BF H R ER SO BB IBB HBP BLK WP HR S P ERA WHIP	IP WLS BF H R ER SO BB IBB HBP BLK WP HR S P ERA WHIP	IP WLS BF H R ER SO BB IBB HBP BLK WP HR S P ERA WHIP	IP WLS BF H R ER SO BB IBB HBP BLK WP HR S P ERA WHIP	IP WLS BF H R ER SO BB IBB HBP BLK WP HR S P ERA WHIP	IP WLS BF H R ER SO BB IBB HBP BLK WP HR S P ERA WHIP	IP WLS BF H R ER SO BB IBB HBP BLK WP HR S P ERA WHIP	IP WLS BF H R ER SO BB IBB HBP BLK WP HR S P ERA WHIP	IP WLS BF H R ER SO BB IBB HBP BLK WP HR S P ERA WHIP	IP WLS BF H R ER SO BB IBB HBP BLK WP HR S P ERA WHIP	IP WLS BF H R ER SO BB IBB HBP BLK WP HR S P ERA WHIP	IP WLS BF H R ER SO BB IBB HBP BLK WP HR S P ERA WHIP	IP WLS BF H R ER SO BB IBB HBP BLK WP HR S P ERA WHIP	IP WLS BF H R ER SO BB IBB HBP BLK WP HR S P ERA WHIP						
21 Rick Porcello, R ERA: 5.2	7.0	W	24	3	1	1	4	0	0	0	0	0	0	0	66	101	1.29	0.429				
40 Phil Coke, L ERA: 2.5	1.0		3	0	0	0	0	0	0	0	0	7	10	0.00	0.000							
46 Jose Valverde, R ERA: 3.27	1.0		7	4	3	3	1	0	0	0	1	20	26	27.00	4.000							



Batter	1	2	3	4	5	6	7	8	9	AB	R	H	RBI	BB	SO	LOB	TOP										
15 Fred Lewis, L (1,10) OBP: 0.332, SLG: 0.423	P5		K			L3		P5		4	0	0	0	0	1	1	Toronto Blue Jays @ Tampa Bay Rays Tropicana Field, St. Petersburg, FL Mon Aug 30 2010, 7:11 PM - 9:25 PM EDT Att: 11,968 - Dome - 72 F										
18 Mike McCoy, R (1,6) OBP: 0.294, SLG: 0.255	F7		K			F8				4	0	1	0	0	1	0											
19 José Bautista, R (1,9) OBP: 0.381, SLG: 0.617	P6				G5-3			K		4	0	1	0	0	1	2											
14 John Buck, R (1,2) OBP: 0.311, SLG: 0.483		G5-3			L9			F9		4	0	0	0	0	0	1											
26 Adam Lind, L (1,3) OBP: 0.288, SLG: 0.412		G3			G1			K		4	0	0	0	0	1	0											
2 Aaron Hill, R (1,4) OBP: 0.281, SLG: 0.396					HR			G6-3		4	1	2	1	0	0	0											
1 Dewayne Wise, L (1,8) OBP: 0.258, SLG: 0.477					G1-3			L8		3	0	0	0	0	1	1											
6 John McDonald, R (1,5) OBP: 0.279, SLG: 0.481					G6-3			F7		3	1	1	0	0	0	0											
45 Travis Snider, L (1,7) OBP: 0.302, SLG: 0.437					G5-3			P6		3	0	1	1	0	0	0											
Inning Stats	R: 0 E: 0 K: 0 S: 7	H: 0 LOB: 0 BB: 0 P: 12	R: 0 E: 0 K: 1 S: 10	H: 1 LOB: 1 BB: 0 P: 14	R: 0 E: 0 K: 2 S: 11	H: 1 LOB: 0 BB: 0 P: 14	R: 0 E: 0 K: 0 S: 7	H: 0 LOB: 0 BB: 0 P: 12	R: 1 E: 0 K: 0 S: 10	H: 1 LOB: 0 BB: 0 P: 16	R: 0 E: 0 K: 0 S: 5	H: 1 LOB: 1 BB: 0 P: 9	R: 0 E: 0 K: 0 S: 3	H: 0 LOB: 0 BB: 0 P: 5	R: 0 E: 0 K: 1 S: 9	H: 2 LOB: 2 BB: 0 P: 13		R: 0 E: 0 K: 1 S: 9	H: 0 LOB: 0 BB: 0 P: 15	1B: 3 2B: 1 3B: 1 HR: 1	SF: 0 SAC: 0 DP: 0 HBP: 0	WP: 1 PB: 0 SB: 0 CS: 0	PA: 33				
PITCHER	IP	WLS	BF	H	R	ER	SO	BB	IBB	HBP	BLK	WP	HR	S	P	ERA	WHIP										
40 Wade Davis, R (1,1) ERA: 4.29	7.2	W	29	6	2	2	3	0	0	0	0	1	1	59	91	2.35	0.783										
55 Chad Qualls, R (8,1) ERA: 7.58	0.2	H	2	0	0	0	1	0	0	0	0	0	0	6	9	0.00	0.000										
36 Randy Choate, L (9,1) ERA: 4.42	0.2		2	0	0	0	1	0	0	0	0	0	0	6	10	0.00	0.000										

AB 33
R 2
H 6
RBI 2
BB 0
SO 5
LOB 5



Batter	1	2	3	4	5	6	7	8	9	AB	R	H	RBI	BB	SO	LOB	BOTTOM										
2 B.J. Upton, R (1,8) OBP: 0.320, SLG: 0.413	SH1-3 13 2B 8 SH1-3 1B		F7		K			F8		4	1	1	0	0	1	0	Toronto Blue Jays @ Tampa Bay Rays Tropicana Field, St. Petersburg, FL Mon Aug 30 2010, 7:11 PM - 9:25 PM EDT Att: 11,968 - Dome - 72 F										
8 Jason Bartlett, R (1,6) OBP: 0.325, SLG: 0.339	SH1-3		P5		F7			E5 13 G4-3 3 SF7		3	1	0	0	0	0	0											
13 Carl Crawford, L (1,7) OBP: 0.347, SLG: 0.475	3 1B 23 SF7 2H		E4 23 HR 3 1B		G4-3			G4-3		4	2	1	1	0	0	1											
3 Evan Longoria, R (1,5) OBP: 0.372, SLG: 0.514	2-3		23 HR 1B		G5-3			SF7		3	1	2	1	0	0	0											
23 Carlos Pena, L (1,3) OBP: 0.341, SLG: 0.447	SF7		HR		K			K		3	1	1	4	0	2	0											
1 Sean Rodriguez, R (1,4) OBP: 0.310, SLG: 0.410	L6		HR		F8			K		2	0	0	0	1	0	1											
18 Ben Zobrist, S (1,9) OBP: 0.356, SLG: 0.352			F7		P5			K		3	0	0	0	0	1	1											
16 Willy Aybar, S (1,10) OBP: 0.309, SLG: 0.351			K		G6-3			G5-3		3	0	0	0	0	1	0											
10 Kelly Shoppach, R (1,2) OBP: 0.307, SLG: 0.314			G5-3		F7			K		3	0	0	0	0	1	0											
Inning Stats	R: 2 E: 0 K: 0 S: 12	H: 3 LOB: 1 BB: 0 P: 19	R: 0 E: 0 K: 2 S: 9	H: 0 LOB: 0 BB: 0 P: 14	R: 3 E: 1 K: 0 S: 17	H: 2 LOB: 1 BB: 1 P: 26	R: 0 E: 0 K: 1 S: 8	H: 0 LOB: 0 BB: 0 P: 13	R: 0 E: 0 K: 0 S: 9	H: 0 LOB: 0 BB: 0 P: 14	R: 0 E: 0 K: 1 S: 9	H: 0 LOB: 0 BB: 0 P: 12	R: 0 E: 0 K: 1 S: 8	H: 0 LOB: 0 BB: 0 P: 10	R: 1 E: 1 K: 1 S: 9	H: 0 LOB: 0 BB: 0 P: 12		R: 0 E: 0 K: 1 S: 9	H: 0 LOB: 0 BB: 0 P: 15	1B: 3 2B: 1 3B: 0 HR: 1	SF: 2 SAC: 1 DP: 0 HBP: 0	WP: 0 PB: 0 SB: 0 CS: 0	PA: 32				
PITCHER	IP	WLS	BF	H	R	ER	SO	BB	IBB	HBP	BLK	WP	HR	S	P	ERA	WHIP										
27 Brett Cecil, L (1,1) ERA: 3.74	7.0	L	28	5	5	2	5	1	0	0	0	0	1	72	108	2.57	0.857										
57 Shawn Camp, R (8,1) ERA: 2.07	1.0		4	0	1	0	1	0	0	0	0	0	0	9	12	0.00	0.000										

AB 28
R 6
H 5
RBI 6
BB 1
SO 6
LOB 3



Batter	1	2	3	4	5	6	7	8	9	AB	R	H	RBI	BB	SO	LOB	TOP										
18 Mike McCoy, R (1,6) OBP: 0.246, SLG: 0.246	G6-3		G5-3		G6-3	K			B1-3	5	0	0	0	0	1	2	Toronto Blue Jays @ New York Yankees Yankee Stadium, Bronx, NY Fri Sep 03 2010, 1:11 PM - 4:15 PM EDT Att: 44,739 - Cloudy - 80 F										
45 Travis Snider, L (1,7) OBP: 0.305, SLG: 0.449	HR		P5		1B	K			G3	5	1	2	1	0	1	0											
19 José Bautista, R (1,9) OBP: 0.388, SLG: 0.622	10 FC6-4 BB		10 FC5-4 1B		F8	10 BB BB			P5	3	0	1	0	2	0	1											
10 Vernon Wells, R (1,8) OBP: 0.320, SLG: 0.500	FC6-4		FC5-4		BB	BB			BB	2	0	0	0	2	0	2											
35 Lyle Overbay, L (1,3) OBP: 0.333, SLG: 0.429	F9				2B	K			K	4	1	1	0	0	2	5											
2 Aaron Hill, R (1,4) OBP: 0.281, SLG: 0.402	G5-3				26 G6-3 6 SF9 2B	6 FC6-4 BB			F7	3	1	1	1	1	0	2											
26 Adam Lind, L (1,10) OBP: 0.285, SLG: 0.407			G6-3		G6-3	F8			L6	4	0	1	0	0	0	2											
6 John McDonald, R (1,5) OBP: 0.282, SLG: 0.483			1B		SF9	FC6-4 18 WP 8 BB			G6-3	3	0	0	1	0	0	2											
8 José Molina, R (1,2) OBP: 0.314, SLG: 0.359			G3		G1-3	18 WP BB			K	3	0	0	0	1	1	1											
Inning Stats	R: 1 E: 0 K: 0 S: 11	H: 1 LOB: 1 BB: 1 P: 21	R: 0 E: 0 K: 0 S: 10	H: 1 LOB: 1 BB: 0 P: 14	R: 0 E: 0 K: 0 S: 7	H: 1 LOB: 1 BB: 0 P: 12	R: 2 E: 0 K: 0 S: 11	H: 2 LOB: 0 BB: 1 P: 17	R: 0 E: 0 K: 1 S: 7	H: 0 LOB: 2 BB: 1 P: 17	R: 0 E: 0 K: 2 S: 10	H: 0 LOB: 2 BB: 2 P: 25	R: 0 E: 0 K: 1 S: 6	H: 0 LOB: 0 BB: 0 P: 7	R: 0 E: 0 K: 0 S: 4	H: 0 LOB: 0 BB: 0 P: 6	1B: 3 2B: 2 3B: 0 HR: 1	SF: 1 SAC: 0 DP: 0 HBP: 0	WP: 1 PB: 0 SB: 1 CS: 0	PA: 39							
PITCHER	IP	WLS	BF	H	R	ER	SO	BB	IBB	HBP	BLK	WP	HR	S	P	ERA	WHIP										
47 Iván Nova, R (1,1) ERA: 2.89	4.2		22	6	3	3	0	2	0	0	0	0	1	43	76	5.79	1.714										
48 Boone Logan, L (5,1) ERA: 2.51	0.2		3	0	0	0	1	1	0	0	0	0	0	6	13	0.00	1.500										
30 David Robertson, R (6,1) ERA: 3.97	1.0	H	6	0	0	0	2	3	0	0	0	1	0	12	28	0.00	3.000										
39 Kerry Wood, R (7,1) ERA: 3.86	1.2	W	5	0	0	0	2	0	0	0	0	0	0	11	17	0.00	0.000										
42 Mariano Rivera, R (9,1) ERA: 1.09	1.0		3	0	0	0	0	0	0	0	0	0	0	4	6	0.00	0.000										

Batter	1	2	3	4	5	6	7	8	9	AB	R	H	RBI	BB	SO	LOB	BOTTOM										
11 Brett Gardner, L (1,7) OBP: 0.390, SLG: 0.383	14 BB 25 2B BB	14 2B BB	K					G6-3		3	3	1	1	2	1	3	Toronto Blue Jays @ New York Yankees Yankee Stadium, Bronx, NY Fri Sep 03 2010, 1:11 PM - 4:15 PM EDT Att: 44,739 - Cloudy - 80 F										
14 Curtis Granderson, L (1,8) OBP: 0.324, SLG: 0.459	25 2B 24 G3 BB	1H 2H 2B		G4-3		14 2B 3B		24 WP BB		3	1	2	3	2	0	0											
25 Mark Teixeira, S (1,3) OBP: 0.373, SLG: 0.513	24 G3 2B	K		K		3H 2B		K		4	0	1	1	1	3	2											
24 Robinson Canó, L (1,4) OBP: 0.382, SLG: 0.549	G3		K	G4-3		F6		L8		5	0	0	1	0	1	4											
20 Jorge Posada, S (1,2) OBP: 0.371, SLG: 0.489	G1-3		17 1B 19 1B 2B		F9	K				4	1	1	0	0	1	3											
17 Lance Berkman, S (1,10) OBP: 0.384, SLG: 0.424	F7		12 1B 19 1B 1B		26 G5-4-3 1B			G6-3		4	0	2	0	0	0	1											
26 Austin Kearns, R (1,9) OBP: 0.353, SLG: 0.411		12 G5-3 14 2B HBP		K		G5-4-3		K		3	1	0	0	0	2	3											
19 Ramiro Pena, S (1,5) OBP: 0.259, SLG: 0.252	F8		12 1B 1B		F8			1B		4	0	2	1	0	0	1											
12 Eduardo Núñez, R (1,6) OBP: 0.341, SLG: 0.410	G5-3		11 3B 1B		F8			F8		4	1	2	0	0	0	2											
Inning Stats	R: 2 E: 0 K: 0 S: 9	H: 1 LOB: 2 BB: 2 P: 25	R: 2 E: 0 K: 1 S: 14	H: 1 LOB: 1 BB: 1 P: 22	R: 1 E: 0 K: 3 S: 16	H: 4 LOB: 3 BB: 0 P: 24	R: 0 E: 0 K: 1 S: 5	H: 0 LOB: 0 BB: 0 P: 8	R: 0 E: 0 K: 0 S: 3	H: 1 LOB: 0 BB: 0 P: 3	R: 2 E: 0 K: 1 S: 11	H: 3 LOB: 2 BB: 1 P: 22	R: 0 E: 0 K: 1 S: 11	H: 1 LOB: 1 BB: 0 P: 14	R: 0 E: 0 K: 1 S: 18	H: 0 LOB: 1 BB: 1 P: 29	1B: 6 2B: 4 3B: 1 HR: 0	SF: 0 SAC: 0 DP: 1 HBP: 1	WP: 1 PB: 0 SB: 0 CS: 0	PA: 40							
PITCHER	IP	WLS	BF	H	R	ER	SO	BB	IBB	HBP	BLK	WP	HR	S	P	ERA	WHIP										
23 Brandon Morrow, R (1,1) ERA: 4.49	3.0	L	19	6	5	5	4	3	0	1	0	0	0	19	33	6.00	1.333										
56 Brian Tallet, L (4,1) ERA: 6.42	3.0		13	4	2	2	2	0	1	0	0	0	0	19	33	6.00	1.333										
44 Casey Janssen, R (7,1) ERA: 3.63	1.0		4	1	0	0	1	0	0	0	0	0	0	11	14	0.00	1.000										
25 David Purcey, L (8,1) ERA: 2.7	1.0		4	0	0	0	1	1	0	0	0	1	0	18	29	0.00	1.000										

AB	32
R	3
H	6
RBI	3
BB	6
SO	5
LOB	17

AB	34
R	7
H	11
RBI	7
BB	5
SO	8
LOB	19

Batter	1	2	3	4	5	6	7	8	9	AB	R	H	RBI	BB	SO	LOB	TOP										
5 Ian Kinsler, R OBP: 0.385, SLG: 0.422										5	0	1	0	0	0	3											
10 Michael Young, R OBP: 0.343, SLG: 0.469										4	0	3	1	1	0	1											
17 Nelson Cruz, R OBP: 0.362, SLG: 0.553										5	0	0	0	0	0	7											
27 Vladimir Guerrero, R OBP: 0.342, SLG: 0.493										4	1	3	0	0	0	2											
21 Jeff Francoeur, R OBP: 0.290, SLG: 0.364										4	0	0	0	0	0	4											
8 Jorge Cantu, R OBP: 0.301, SLG: 0.386										4	0	0	0	0	0	2											
7 David Murphy, L OBP: 0.348, SLG: 0.425										4	0	1	1	0	1	1											
2 Taylor Teagarden, R OBP: 0.243, SLG: 0.355										4	0	1	0	0	2	1											
3 Andrés Blanco, S OBP: 0.327, SLG: 0.364										3	1	1	0	1	0	1											
Inning Stats	R: 0 H: 2 E: 0 K: 0 S: 13	H: 2 LOB: 2 BB: 0 P: 19	R: 0 H: 0 E: 0 K: 1 S: 6	H: 0 LOB: 0 BB: 7 P: 7	R: 0 H: 0 E: 0 K: 0 S: 8	H: 1 LOB: 1 BB: 2 P: 16	R: 1 H: 2 E: 0 K: 0 S: 11	H: 2 LOB: 1 BB: 0 P: 16	R: 0 H: 1 E: 1 K: 0 S: 9	H: 1 LOB: 2 BB: 0 P: 15	R: 0 H: 0 E: 0 K: 1 S: 6	H: 0 LOB: 0 BB: 0 P: 10	R: 0 H: 2 E: 0 K: 0 S: 10	H: 2 LOB: 2 BB: 0 P: 16	R: 0 H: 1 E: 0 K: 0 S: 8	H: 1 LOB: 1 BB: 0 P: 13	R: 1 H: 2 E: 0 K: 1 S: 13	H: 2 LOB: 1 BB: 0 P: 19	1B: 7 2B: 3 3B: 0 HR: 0	SF: 0 SAC: 0 DP: 1 HBP: 0	WP: 0 PB: 0 SB: 0 CS: 0	PA: 39					
PITCHER	IP	WLS	BF	H	R	ER	SO	BB	IBB	HBP	BLK	WP	HR	S	P	ERA	WHIP										
24 Ricky Romero, L ERA: 3.51	7.0	W	30	7	1	1	2	2	0	0	0	0	0	63	99	1.29	1.286										
57 Shawn Camp, R ERA: 2.71	1.0		4	1	0	0	0	0	0	0	0	0	0	8	13	0.00	1.000										
56 Brian Tallet, L ERA: 6.45	1.0		5	2	1	1	1	0	0	0	0	0	0	13	19	9.00	2.000										

Texas Rangers @ Toronto Blue Jays
Rogers Centre, Toronto, ON
Mon Sep 06 2010, 1:09 PM - 3:23 PM EDT
Att: 17,559 - Roof Closed - 68 F

AB 37
R 2
H 10
RBI 2
BB 2
SO 3
LOB 22



Batter	1	2	3	4	5	6	7	8	9	AB	R	H	RBI	BB	SO	LOB	BOTTOM										
1 Dewayne Wise, L OBP: 0.306, SLG: 0.470										4	1	1	0	0	1	0											
5 Yunel Escobar, R OBP: 0.338, SLG: 0.328										3	1	1	1	0	0	0											
19 José Bautista, R OBP: 0.386, SLG: 0.610										3	1	0	0	1	0	0											
10 Vernon Wells, R OBP: 0.321, SLG: 0.508										4	2	2	3	0	0	0											
35 Lyle Overbay, L OBP: 0.337, SLG: 0.441										3	1	2	0	1	1	0											
2 Aaron Hill, R OBP: 0.285, SLG: 0.418										4	1	2	2	0	0	2											
6 John McDonald, R OBP: 0.280, SLG: 0.488										0	0	0	0	0	0	0											
26 Adam Lind, L OBP: 0.284, SLG: 0.406										4	0	1	0	0	1	4											
14 John Buck, R OBP: 0.304, SLG: 0.484										4	0	0	0	0	2	4											
45 Travis Snider, L OBP: 0.304, SLG: 0.445										3	0	0	0	0	1	2											
Inning Stats	R: 0 H: 0 E: 0 K: 0 S: 5	H: 1 LOB: 2 BB: 0 P: 8	R: 1 H: 1 E: 0 K: 2 S: 12	H: 1 LOB: 1 BB: 1 P: 18	R: 5 H: 5 E: 0 K: 0 S: 17	H: 5 LOB: 0 BB: 1 P: 29	R: 0 H: 0 E: 0 K: 0 S: 6	H: 0 LOB: 0 BB: 0 P: 10	R: 0 H: 0 E: 0 K: 1 S: 6	H: 0 LOB: 0 BB: 0 P: 8	R: 0 H: 0 E: 0 K: 0 S: 5	H: 0 LOB: 0 BB: 0 P: 7	R: 1 H: 1 E: 0 K: 1 S: 12	H: 1 LOB: 0 BB: 0 P: 17	R: 0 H: 2 E: 0 K: 2 S: 12	H: 2 LOB: 2 BB: 0 P: 19	R: 1 H: 7 E: 0 K: 3 S: 12	H: 7 LOB: 2 BB: 1 P: 18	1B: 4 2B: 2 3B: 0 HR: 3	SF: 0 SAC: 1 DP: 1 HBP: 0	WP: 1 PB: 0 SB: 0 CS: 0	PA: 35					
PITCHER	IP	WLS	BF	H	R	ER	SO	BB	IBB	HBP	BLK	WP	HR	S	P	ERA	WHIP										
35 Tommy Hunter, R ERA: 3.99	7.0	L	30	7	7	7	4	2	0	0	0	0	0	63	97	9.00	1.286										
46 Pedro Strop, R ERA: 10.8	0.1		3	2	0	0	0	0	0	0	0	0	0	4	7	0.00	6.000										
59 Clay Rapada, L ERA:	0.2		2	0	0	0	2	0	0	0	0	0	0	8	12	0.00	0.000										

Texas Rangers @ Toronto Blue Jays
Rogers Centre, Toronto, ON
Mon Sep 06 2010, 1:09 PM - 3:23 PM EDT
Att: 17,559 - Roof Closed - 68 F

AB 32
R 7
H 9
RBI 6
BB 2
SO 6
LOB 12



Batter	1	2	3	4	5	6	7	8	9	AB	R	H	RBI	BB	SO	LOB	TOP								
5 Ian Kinsler, R OBP: 0.380, SLG: 0.415										5	0	0	0	0	1	4	<p>Texas Rangers @ Toronto Blue Jays Rogers Centre, Toronto, ON Tue Sep 07 20:10, 7:07 PM - 9:49 PM EDT Att: 10,518 - Cloudy - 63 F</p>								
10 Michael Young, R OBP: 0.340, SLG: 0.465										5	0	0	0	0	2	4									
7 David Murphy, L OBP: 0.352, SLG: 0.432										4	1	3	0	0	1	0									
27 Vladimir Guerrero, R OBP: 0.341, SLG: 0.497										4	1	1	2	0	0	3									
17 Nelson Cruz, R OBP: 0.348, SLG: 0.551										3	2	1	0	1	0	0									
18 Mitch Moreland, L OBP: 0.348, SLG: 0.451										3	1	1	0	1	0	0									
15 Matt Treanor, R OBP: 0.294, SLG: 0.335										2	0	1	0	0	1	0									
15 Cristian Guzman, S (7, PH) OBP: 0.314, SLG: 0.341										1	0	0	0	0	0	2									
11 Bengie Molina, R OBP: 0.288, SLG: 0.318										1	0	0	0	0	0	2									
3 Andrés Blanco, S OBP: 0.331, SLG: 0.367										4	0	2	3	0	2	1									
20 Julio Borbon, L OBP: 0.306, SLG: 0.349										4	0	2	0	0	1	1									
Inning Stats	R: 0 E: 0 K: 2 S: 7	H: 0 LOB: 0 BB: 0 P: 8	R: 0 E: 0 K: 0 S: 6	H: 0 LOB: 0 BB: 0 P: 8	R: 0 E: 0 K: 2 S: 12	H: 2 LOB: 2 BB: 0 P: 16	R: 2 E: 0 K: 1 S: 9	H: 2 LOB: 0 BB: 0 P: 14	R: 0 E: 0 K: 3 S: 12	H: 0 LOB: 0 BB: 0 P: 19	R: 0 E: 0 K: 0 S: 6	H: 1 LOB: 1 BB: 0 P: 7	R: 1 E: 0 K: 0 S: 13	H: 1 LOB: 1 BB: 2 P: 23	R: 0 E: 1 K: 0 S: 9	H: 1 LOB: 1 BB: 0 P: 13	R: 2 E: 0 K: 0 S: 18	H: 4 LOB: 2 BB: 0 P: 25	1B: 8 2B: 2 HR: 1	SF: 0 SAC: 0 HBP: 0	WP: 0 PB: 0 SB: 0 CS: 0	PA: 38			
PITCHER	IP	WLS	BF	H	R	ER	SO	BB	IBB	HBP	BLK	WP	HR	S	P	ERA	WHIP								
28 Shaun Marcum, R ERA: 3.55	7.0	W	27	6	3	3	8	2	0	0	0	0	1	65	95	3.86	1.143								
54 Jason Frasor, R ERA: 4.19	1.0		4	1	0	0	0	0	0	0	0	0	0	9	13	0.00	1.000								
57 Shawn Camp, R ERA: 2.98	0.1	S	2	0	0	0	0	0	0	0	0	0	0	11	15	54.00	12.000								
63 Kevin Gregg, R ERA: 3.24	0.2	S	2	0	0	0	0	0	0	0	0	0	0	7	10	0.00	0.000								

Batter	1	2	3	4	5	6	7	8	9	AB	R	H	RBI	BB	SO	LOB	BOTTOM								
1 Dewayne Wise, L OBP: 0.311, SLG: 0.477										5	1	2	1	0	1	0	<p>Texas Rangers @ Toronto Blue Jays Rogers Centre, Toronto, ON Tue Sep 07 20:10, 7:07 PM - 9:49 PM EDT Att: 10,518 - Cloudy - 63 F</p>								
5 Yunel Escobar, R OBP: 0.338, SLG: 0.328										4	0	1	0	1	1	3									
19 José Bautista, R OBP: 0.384, SLG: 0.608										5	0	1	2	0	1	2									
10 Vernon Wells, R OBP: 0.326, SLG: 0.523										3	2	3	2	1	0	0									
35 Lyle Overbay, L OBP: 0.337, SLG: 0.438										3	0	0	0	1	1	2									
2 Aaron Hill, R OBP: 0.285, SLG: 0.415										3	1	0	0	1	2	3									
6 John McDonald, R OBP: 0.280, SLG: 0.488										0	0	0	0	0	0	0									
26 Adam Lind, L OBP: 0.284, SLG: 0.410										4	1	1	2	0	0	0									
14 John Buck, R OBP: 0.306, SLG: 0.493										4	2	2	1	0	1	0									
45 Travis Snider, L OBP: 0.303, SLG: 0.441										4	1	1	0	0	2	1									
Inning Stats	R: 0 E: 0 K: 1 S: 8	H: 2 LOB: 2 BB: 0 P: 9	R: 1 E: 0 K: 2 S: 9	H: 1 LOB: 0 BB: 0 P: 11	R: 0 E: 0 K: 0 S: 9	H: 0 LOB: 0 BB: 0 P: 14	R: 1 E: 0 K: 1 S: 9	H: 1 LOB: 0 BB: 0 P: 11	R: 2 E: 0 K: 1 S: 14	H: 3 LOB: 3 BB: 2 P: 28	R: 1 E: 0 K: 1 S: 12	H: 2 LOB: 1 BB: 0 P: 18	R: 3 E: 0 K: 2 S: 12	H: 2 LOB: 1 BB: 1 P: 24	R: 0 E: 0 K: 1 S: 6	H: 0 LOB: 1 BB: 1 P: 13	1B: 5 2B: 2 3B: 0 HR: 4	SF: 0 SAC: 0 DP: 3 HBP: 0	WP: 0 PB: 0 SB: 1 CS: 0	PA: 39					
PITCHER	IP	WLS	BF	H	R	ER	SO	BB	IBB	HBP	BLK	WP	HR	S	P	ERA	WHIP								
39 Scott Feldman, R ERA: 5.51	4.2	L	22	7	4	4	4	0	1	0	0	0	0	16	28	6.75	2.250								
62 Michael Kirkman, L ERA: 0.9	1.1		7	2	1	1	2	1	0	0	0	0	0	6	15	27.00	3.000								
56 Darren O'Day, R ERA: 1.82	0.2		4	1	2	2	1	1	0	0	0	0	1	6	9	27.00	3.000								
28 Darren Oliver, L ERA: 2.67	0.1		2	1	1	1	1	0	0	0	0	0	1	6	9	27.00	3.000								
59 Clay Rapada, L ERA:	0.2		3	0	0	0	1	1	0	0	0	0	0	4	10	0.00	1.500								

livebaseballscorecards.com



Batter	1	2	3	4	5	6	7	8	9	AB	R	H	RBI	BB	SO	LOB	TOP			
2 B.J. Upton, R OBP: 0.325, SLG: 0.433										5	1	2	1	0	2	3	Tampa Bay Rays @ Toronto Blue Jays Rogers Centre, Toronto, ON Fri Sep 10 2010, 7:09 PM - 10:10 PM EDT Att: 14,305 - Partly Cloudy - 57 F			
8 Jason Bartlett, R OBP: 0.327, SLG: 0.351										4	2	1	0	1	0	3				
13 Carl Crawford, L OBP: 0.356, SLG: 0.492										5	1	2	1	0	0	2				
3 Evan Longoria, R OBP: 0.373, SLG: 0.513										4	2	2	2	1	0	0				
23 Carlos Pena, L OBP: 0.329, SLG: 0.419										4	0	0	0	1	2	3				
1 Sean Rodriguez, R OBP: 0.313, SLG: 0.417										4	1	0	0	1	0	3				
5 Rocco Baldelli, R OBP: 0.333, SLG: 0.750										2	1	1	2	1	1	0				
28 John Jaso, L OBP: 0.390, SLG: 0.401										2	0	0	0	0	0	1				
18 Ben Zobrist, S OBP: 0.354, SLG: 0.361										2	1	1	2	2	0	1				
10 Kelly Shoppach, R OBP: 0.294, SLG: 0.305										3	0	0	0	0	2	1				
20 Matt Joyce, L OBP: 0.369, SLG: 0.488										0	0	0	0	1	0	0				
53 Joaquin Benoit, R OBP: 0.369, SLG: 0.488										0	0	0	0	0	0	0				
29 Rafael Soriano, R OBP: 0.369, SLG: 0.488										0	0	0	0	0	0	0				
Inning Stats	R: 6 H: 5 E: 0 K: 2 S: 19	H: 5 R: 1 ER: 0 LOB: 1 P: 29	R: 1 H: 3 E: 0 K: 1 S: 14	H: 3 R: 0 ER: 0 LOB: 2 P: 20	R: 0 H: 0 E: 0 K: 1 S: 6	H: 0 R: 0 ER: 0 LOB: 0 P: 12	R: 1 H: 1 E: 0 K: 0 S: 8	H: 1 R: 0 ER: 0 LOB: 0 P: 12	R: 0 H: 0 E: 1 K: 1 S: 8	H: 0 R: 0 ER: 0 LOB: 2 P: 20	R: 0 H: 0 E: 0 K: 0 S: 7	H: 0 R: 0 ER: 0 LOB: 0 P: 10	R: 0 H: 0 E: 0 K: 1 S: 12	H: 0 R: 0 ER: 0 LOB: 2 P: 26	R: 1 H: 0 E: 1 K: 0 S: 9	H: 0 R: 0 ER: 1 LOB: 1 P: 20	1B: 4 2B: 2 3B: 1 HR: 2	SF: 0 SAC: 0 DP: 1 HBP: 0	WP: 0 PB: 0 SB: 1 CS: 0	PA: 43
PITCHER	IP WLS BF H R ER SO BB IBB HBP BLK WP HR S P ERA WHIP	IP WLS BF H R ER SO BB IBB HBP BLK WP HR S P ERA WHIP	IP WLS BF H R ER SO BB IBB HBP BLK WP HR S P ERA WHIP	IP WLS BF H R ER SO BB IBB HBP BLK WP HR S P ERA WHIP	IP WLS BF H R ER SO BB IBB HBP BLK WP HR S P ERA WHIP	IP WLS BF H R ER SO BB IBB HBP BLK WP HR S P ERA WHIP	IP WLS BF H R ER SO BB IBB HBP BLK WP HR S P ERA WHIP	IP WLS BF H R ER SO BB IBB HBP BLK WP HR S P ERA WHIP	IP WLS BF H R ER SO BB IBB HBP BLK WP HR S P ERA WHIP	IP WLS BF H R ER SO BB IBB HBP BLK WP HR S P ERA WHIP	IP WLS BF H R ER SO BB IBB HBP BLK WP HR S P ERA WHIP	IP WLS BF H R ER SO BB IBB HBP BLK WP HR S P ERA WHIP	IP WLS BF H R ER SO BB IBB HBP BLK WP HR S P ERA WHIP	IP WLS BF H R ER SO BB IBB HBP BLK WP HR S P ERA WHIP	IP WLS BF H R ER SO BB IBB HBP BLK WP HR S P ERA WHIP	IP WLS BF H R ER SO BB IBB HBP BLK WP HR S P ERA WHIP	IP WLS BF H R ER SO BB IBB HBP BLK WP HR S P ERA WHIP	IP WLS BF H R ER SO BB IBB HBP BLK WP HR S P ERA WHIP	IP WLS BF H R ER SO BB IBB HBP BLK WP HR S P ERA WHIP	IP WLS BF H R ER SO BB IBB HBP BLK WP HR S P ERA WHIP
27 Brett Cecil, L ERA: 4.12	1.0	2.0	1.0	1.0	1.0	1.0	1.0	1.0	1.0	1.0	1.0	1.0	1.0	1.0	1.0	1.0	31.50	5.000		
17 Josh Roenicke, R ERA: 4.59	3.0	3.0	0.2	0.1	0.1	0.1	0.1	0.1	0.1	0.1	0.1	0.1	0.1	0.1	0.1	0.1	2.9	3.000		
44 Casey Janssen, R ERA: 3.52	0.2	0.2	0.1	0.1	0.1	0.1	0.1	0.1	0.1	0.1	0.1	0.1	0.1	0.1	0.1	0.1	0.00	3.000		
43 Jesse Carlson, L ERA: 3.86	0.1	0.1	0.1	0.1	0.1	0.1	0.1	0.1	0.1	0.1	0.1	0.1	0.1	0.1	0.1	0.1	0.00	0.000		
54 Jason Frasor, R ERA: 4.12	1.0	1.0	0.1	0.1	0.1	0.1	0.1	0.1	0.1	0.1	0.1	0.1	0.1	0.1	0.1	0.1	0.00	0.000		
57 Shawn Camp, R ERA: 2.94	1.0	1.0	1.0	1.0	1.0	1.0	1.0	1.0	1.0	1.0	1.0	1.0	1.0	1.0	1.0	1.0	0.00	2.000		
63 Kevin Gregg, R ERA: 3.16	1.0	1.0	1.0	1.0	1.0	1.0	1.0	1.0	1.0	1.0	1.0	1.0	1.0	1.0	1.0	1.0	0.00	2.000		

Batter	1	2	3	4	5	6	7	8	9	AB	R	H	RBI	BB	SO	LOB	TOP							
2 B.J. Upton, R OBP: 0.325, SLG: 0.430 8 Desmond Jennings, R OBP: 0.250, SLG: 0.286	B2		K	K		13 3B BB		8 3B 2B	P3	3	1	0	0	1	2	1								
8 Jason Bartlett, R OBP: 0.328, SLG: 0.355 35 Dan Wheeler, R 54 Mike Ekstrom, R	K					F9		20 G5-3 3B		4	2	1	1	1	1	3								
13 Carl Crawford, L 20 Matt Joyce, L OBP: 0.368, SLG: 0.485	P5							G5-3		3	1	1	2	0	1	0								
3 Evan Longoria, R 16 Willy Aybar, S OBP: 0.311, SLG: 0.347										4	0	1	0	0	1	3								
18 Ben Zobrist, S OBP: 0.357, SLG: 0.367										4	2	2	2	1	0	1								
23 Carlos Pena, L 15 Reid Brignac, L OBP: 0.308, SLG: 0.379										3	1	1	1	1	2	1								
1 Sean Rodriguez, R OBP: 0.312, SLG: 0.412										1	0	0	0	1	2									
11 Brad Hawpe, L OBP: 0.344, SLG: 0.442										5	2	2	4	0	1	0								
10 Kelly Shoppach, R OBP: 0.304, SLG: 0.328										3	2	1	2	1	2	0								
Inning Stats	R: 0 E: 0 K: 1 S: 5	H: 0 LOB: 0 BB: 0 P: 6	R: 0 E: 0 K: 2 S: 12	H: 1 LOB: 1 BB: 0 P: 22	R: 0 E: 0 K: 2 S: 11	H: 0 LOB: 0 BB: 0 P: 18	R: 6 E: 0 K: 2 S: 17	H: 2 LOB: 1 BB: 3 P: 40	R: 1 E: 0 K: 2 S: 13	H: 2 LOB: 1 BB: 0 P: 20	R: 2 E: 0 K: 0 S: 12	H: 1 LOB: 1 BB: 2 P: 24	R: 0 E: 0 K: 1 S: 9	H: 0 LOB: 0 BB: 0 P: 16	R: 4 E: 0 K: 1 S: 23	H: 4 LOB: 2 BB: 2 P: 42	R: 0 E: 0 K: 2 S: 7	H: 0 LOB: 0 BB: 0 P: 10	1B: 2 2B: 4 3B: 2 HR: 2	SF: 0 SAC: 0 DP: 0 HBP: 2	WP: 2 PB: 1 SB: 0 CS: 0	PA: 46		
PITCHER	IP WLS BF H R ER SO BB IBB HBP BLK WP HR S P ERA WHIP	4.0 L 20 3 3 6 7 3 0 2 0 1 1 45 86 13.50 1.500	3.0 14 3 3 3 3 2 0 0 0 0 0 34 60 9.00 1.667	0.1 6 4 4 4 0 1 0 0 0 0 1 13 26 108.00 15.000	1.2 6 0 0 0 3 1 0 0 0 1 0 17 26 0.00 0.600																			

Tampa Bay Rays @ Toronto Blue Jays
Rogers Centre, Toronto, ON
Sat Sep 11 2010, 1:11 PM - 4:10 PM EDT
Att: 17,632 - Cloudy - 61 F

AB	37
R	13
H	10
RBI	13
BB	7
SO	13
LOB	15



Batter	1	2	3	4	5	6	7	8	9	AB	R	H	RBI	BB	SO	LOB	BOTTOM						
15 Fred Lewis, L OBP: 0.329, SLG: 0.415	K		F7		G3-6-1					3	0	0	0	1	1	1							
5 Yunel Escobar, R 6 John McDonald, R OBP: 0.280, SLG: 0.488										4	0	3	0	0	0	1							
19 José Bautista, R 3 Jarrett Hoffpauer, R OBP: 0.250, SLG: 0.233										3	0	0	0	1	1	3							
10 Vernon Wells, R 1 Dewayne Wise, L OBP: 0.230, SLG: 0.433										3	0	1	0	0	0	2							
35 Lyle Overbay, L OBP: 0.335, SLG: 0.446										4	1	1	1	0	1	3							
2 Aaron Hill, R 18 Mike McCoy, R OBP: 0.233, SLG: 0.232										3	0	1	0	0	0	0							
26 Adam Lind, L OBP: 0.281, SLG: 0.409										1	0	0	0	0	0	0							
8 José Molina, R 9 J.P. Arencibia, R OBP: 0.208, SLG: 0.500										3	0	0	0	0	1	2							
45 Travis Snider, L OBP: 0.300, SLG: 0.436										4	0	1	0	0	1	2							
Inning Stats	R: 0 E: 0 K: 1 S: 10	H: 1 LOB: 1 BB: 0 P: 13	R: 0 E: 0 K: 2 S: 9	H: 1 LOB: 2 BB: 1 P: 14	R: 0 E: 0 K: 0 S: 6	H: 1 LOB: 1 BB: 0 P: 11	R: 1 E: 0 K: 1 S: 8	H: 1 LOB: 0 BB: 0 P: 12	R: 0 E: 0 K: 1 S: 16	H: 3 LOB: 3 BB: 1 P: 27	R: 0 E: 0 K: 0 S: 9	H: 0 LOB: 0 BB: 0 P: 15	R: 0 E: 0 K: 1 S: 8	H: 0 LOB: 1 BB: 1 P: 16	R: 0 E: 0 K: 0 S: 6	H: 0 LOB: 0 BB: 0 P: 11	R: 0 E: 0 K: 0 S: 7	H: 0 LOB: 0 BB: 0 P: 9	1B: 5 2B: 1 3B: 0 HR: 1	SF: 0 SAC: 0 DP: 1 HBP: 0	WP: 0 PB: 1 SB: 0 CS: 0	PA: 36	
PITCHER	IP WLS BF H R ER SO BB IBB HBP BLK WP HR S P ERA WHIP	7.0 W 30 7 1 1 6 3 0 0 0 0 0 66 108 1.29 1.429	1.0 3 0 0 0 0 0 0 0 0 0 0 6 11 0.00 0.000	1.0 3 0 0 0 0 0 0 0 0 0 0 7 9 0.00 0.000																			

Tampa Bay Rays @ Toronto Blue Jays
Rogers Centre, Toronto, ON
Sat Sep 11 2010, 1:11 PM - 4:10 PM EDT
Att: 17,632 - Cloudy - 61 F

AB	33
R	1
H	7
RBI	1
BB	3
SO	6
LOB	14



Batter	1	2	3	4	5	6	7	8	9	AB	R	H	RBI	BB	SO	LOB	TOP					
2 B.J. Upton, R OBP: 0.323, SLG: 0.429										4	0	1	1	0	0	1	Tampa Bay Rays @ Toronto Blue Jays Rogers Centre, Toronto, ON Sun Sep 12 2010, 1:11 PM - 4:12 PM EDT Att: 14,658 - Cloudy - 66 F					
8 Jason Bartlett, R OBP: 0.324, SLG: 0.351										5	0	0	0	0	2	3						
1 Sean Rodriguez, R OBP: 0.312, SLG: 0.411										3	1	1	0	0	1	0						
13 Carl Crawford, L OBP: 0.357, SLG: 0.494										1	0	0	0	0	0	1						
3 Evan Longoria, R OBP: 0.374, SLG: 0.514										3	2	2	0	1	0	0						
5 Rocco Baldelli, R OBP: 0.321, SLG: 0.500										4	0	0	0	0	1	4						
18 Ben Zobrist, S OBP: 0.359, SLG: 0.373										3	0	2	2	1	0	0						
30 Dioner Navarro, S OBP: 0.343, SLG: 0.270										3	0	0	0	0	0	5						
10 Kelly Shoppach, R OBP: 0.302, SLG: 0.326										1	0	0	0	0	0	0						
11 Brad Hawpe, L OBP: 0.343, SLG: 0.437										3	1	0	0	1	2	3						
23 Carlos Pena, L OBP: 0.330, SLG: 0.421										0	0	0	0	0	0	0						
8 Desmond Jennings, R OBP: 0.333, SLG: 0.384										4	0	2	0	0	1	0	AB 34 R 4 H 8 RBI 3 BB 3 SO 7 LOB 17					
Inning Stats	R: 0 E: 0 K: 1 S: 7	H: 0 LOB: 0 BB: 0 P: 12	R: 0 E: 0 K: 2 S: 13	H: 0 LOB: 2 BB: 2 P: 24	R: 0 E: 0 K: 0 S: 8	H: 0 LOB: 0 BB: 0 P: 13	R: 1 E: 0 K: 0 S: 10	H: 2 LOB: 1 BB: 0 P: 16	R: 0 E: 0 K: 2 S: 12	H: 1 LOB: 1 BB: 0 P: 16	R: 2 E: 0 K: 1 S: 16	H: 3 LOB: 1 BB: 0 P: 26	R: 0 E: 0 K: 1 S: 16	H: 1 LOB: 0 BB: 0 P: 20	R: 0 E: 0 K: 0 S: 9	H: 0 LOB: 0 BB: 0 P: 14	R: 1 E: 0 K: 0 S: 9	H: 1 LOB: 1 BB: 1 P: 20	1B: 5 2B: 3 3B: 0 HR: 0	SF: 1 SAC: 0 DP: 0 HBP: 0	WP: 2 PB: 1 SB: 2 CS: 0	PA: 38
PITCHER	IP WLS BF H R ER SO BB IBB HBP BLK WP HR S P ERA WHIP																					
28 Shaun Marcum, R ERA: 3.58	(1, 1) 6.0 26 6 3 3 6 2 0 0 0 0 1 0 66 107 4.50 1.333																					
43 Jesse Carlson, L ERA: 3.95	(7, 1) 0.0 1 1 0 0 0 0 0 0 0 0 0 0 3 3 -- --																					
54 Jason Frasor, R ERA: 4.07	(7, 1) 0.2 2 0 0 0 1 0 0 0 0 0 1 0 10 14 0.00 0.000																					
37 Scott Downs, L ERA: 2.63	(7, 1) 1.1 4 0 0 0 0 0 0 0 0 0 0 0 12 17 0.00 0.000																					
63 Kevin Gregg, R ERA: 3.29	(9, 1) 1.0 W 5 1 1 1 0 1 0 0 0 0 0 0 9 20 9.00 2.000																					
Batter	1	2	3	4	5	6	7	8	9	AB	R	H	RBI	BB	SO	LOB	BOTTOM					
1 Dewayne Wise, L OBP: 0.288, SLG: 0.420										3	0	0	0	1	2	2	Tampa Bay Rays @ Toronto Blue Jays Rogers Centre, Toronto, ON Sun Sep 12 2010, 1:11 PM - 4:12 PM EDT Att: 14,658 - Cloudy - 66 F					
5 Yunel Escobar, R OBP: 0.339, SLG: 0.329										4	0	0	0	0	1	1						
19 José Bautista, R OBP: 0.383, SLG: 0.616										4	1	1	0	0	0	0						
10 Vernon Wells, R OBP: 0.329, SLG: 0.514										2	1	1	0	2	0	0						
35 Lyle Overbay, L OBP: 0.334, SLG: 0.445										4	1	1	0	0	2	2						
2 Aaron Hill, R OBP: 0.281, SLG: 0.405										4	1	1	1	0	1	2						
26 Adam Lind, L OBP: 0.284, SLG: 0.416										2	1	1	2	2	0	1						
14 John Buck, R OBP: 0.302, SLG: 0.490										2	0	0	1	0	2	1						
45 Travis Snider, L OBP: 0.297, SLG: 0.430										3	0	0	0	0	0	2						
Inning Stats	R: 0 E: 0 K: 1 S: 7	H: 0 LOB: 0 BB: 0 P: 9	R: 0 E: 0 K: 2 S: 9	H: 0 LOB: 1 BB: 1 P: 18	R: 0 E: 0 K: 1 S: 12	H: 0 LOB: 1 BB: 1 P: 18	R: 3 E: 1 K: 1 S: 9	H: 2 LOB: 2 BB: 2 P: 20	R: 0 E: 0 K: 0 S: 5	H: 0 LOB: 0 BB: 0 P: 8	R: 0 E: 0 K: 1 S: 13	H: 0 LOB: 1 BB: 1 P: 24	R: 0 E: 0 K: 1 S: 6	H: 0 LOB: 0 BB: 0 P: 9	R: 0 E: 0 K: 1 S: 5	H: 1 LOB: 1 BB: 0 P: 9		R: 2 E: 0 K: 0 S: 5	H: 2 LOB: 0 BB: 0 P: 5	1B: 3 2B: 2 3B: 0 HR: 1	SF: 1 SAC: 0 DP: 1 HBP: 0	WP: 1 PB: 0 SB: 0 CS: 1
PITCHER	IP WLS BF H R ER SO BB IBB HBP BLK WP HR S P ERA WHIP																					
34 Jeff Niemann, R ERA: 4.32	(1, 1) 5.0 22 2 3 3 3 4 0 0 0 0 1 0 42 73 5.40 1.200																					
36 Randy Choate, L ERA: 4.51	(6, 1) 0.2 3 0 0 0 0 1 0 0 0 0 0 0 10 18 0.00 1.500																					
50 Grant Balfour, R ERA: 2.51	(6, 1) 1.1 4 0 0 0 2 0 0 0 0 0 0 0 9 15 0.00 0.000																					
53 Joaquin Benoit, R ERA: 1.55	(8, 1) 1.0 3 1 0 0 1 0 0 0 0 0 0 0 5 9 0.00 1.000																					
29 Rafael Soriano, R ERA: 1.95	(9, 1) 0.0 L 2 2 2 2 0 0 0 0 0 0 0 1 5 5 -- --																					

Batter	1	2	3	4	5	6	7	8	9	10	11	AB	R	H	RBI	BB	SO	LOB	TOP					
45 Travis Snider, L OBP: 0.291, SLG: 0.421	P5		F9			G5-3		G1-3			G3	5	0	0	0	0	0	2						
5 Yunel Escobar, R OBP: 0.341, SLG: 0.333	10 2B		F9				19 G5-4-3 1B				L6	5	0	3	2	0	0	0						
19 José Bautista, R OBP: 0.382, SLG: 0.611	P5				G5-3			G5-4-3			P6	4	0	0	0	1	0	3						
10 Vernon Wells, R OBP: 0.328, SLG: 0.513				F8							F8	5	0	1	0	0	0	1						
35 Lyle Overbay, L OBP: 0.331, SLG: 0.441				F8								4	0	0	0	0	2	2						
2 Aaron Hill, R OBP: 0.278, SLG: 0.401					F8						F7	4	0	0	0	0	1	0						
26 Adam Lind, L OBP: 0.284, SLG: 0.414						G6-3						4	1	1	0	0	2	0						
14 John Buck, R OBP: 0.302, SLG: 0.489												3	0	1	0	0	1	0						
18 Mike McCoy, R OBP: 0.233, SLG: 0.232												0	1	0	0	0	0	0						
8 José Molina, R OBP: 0.313, SLG: 0.375												1	0	0	0	0	1	0						
12 Edwin Encarnación, R OBP: 0.310, SLG: 0.454												4	1	1	1	0	2	2						
Inning Stats	R: 0 E: 0 K: 1 S: 14	H: 2 LOB: 2 BB: 0 P: 24	R: 0 E: 0 K: 2 S: 9	H: 0 LOB: 0 BB: 0 P: 11	R: 0 E: 0 K: 0 S: 6	H: 0 LOB: 0 BB: 0 P: 9	R: 0 E: 0 K: 0 S: 6	H: 0 LOB: 0 BB: 0 P: 10	R: 0 E: 0 K: 1 S: 7	H: 0 LOB: 0 BB: 0 P: 12	R: 1 E: 0 K: 0 S: 9	H: 2 LOB: 0 BB: 0 P: 12	R: 2 E: 0 K: 1 S: 15	H: 3 LOB: 1 BB: 0 P: 20	R: 0 E: 0 K: 3 S: 10	H: 0 LOB: 0 BB: 0 P: 14	R: 0 E: 0 K: 0 S: 9	H: 0 LOB: 1 BB: 1 P: 19	1B: 5 2B: 1 3B: 0 HR: 1	SF: 0 SAC: 0 DP: 1 HBP: 0	WP: 0 PB: 0 SB: 0 CS: 0	PA: 40		
PITCHER	17 Brian Matuz, L ERA: 4.68	54 Rick Van Den Hurk, R ERA: 3.09	27 Mark Hendrickson, L ERA: 4.96	43 Jim Johnson, R ERA: 5.29	19 Koji Uehara, R ERA: 2.48	51 Michael Gonzalez, L ERA: 5.12	29 David Hernandez, R ERA: 4.63																	

Toronto Blue Jays @ Baltimore Orioles
 Oriole Park at Camden Yards, Baltimore, MD
 Mon Sep 13 2010, 8:04 PM - 10:35 PM EDT
 Att: 9,862 - Clear - 75 F

AB	39
R	3
H	7
RBI	3
BB	1
SO	9
LOB	10



Batter	1	2	3	4	5	6	7	8	9	10	11	AB	R	H	RBI	BB	SO	LOB	BOTTOM				
1 Brian Roberts, S OBP: 0.389, SLG: 0.416	HR											4	1	2	1	0	1	0					
37 Josh Bell, S OBP: 0.227, SLG: 0.317		CS										1	0	0	0	0	1	1					
11 Robert Andino, R OBP: 0.154, SLG: 0.231												6	0	1	0	0	1	3					
21 Nick Markakis, L OBP: 0.367, SLG: 0.420												5	2	3	0	1	0	1					
23 Ty Wigginton, R OBP: 0.317, SLG: 0.419												4	0	1	0	2	0	3					
9 Jake Fox, R OBP: 0.107, SLG: 0.107												2	0	0	0	0	1	1					
30 Luke Scott, L OBP: 0.356, SLG: 0.543												2	0	1	1	1	0	1					
10 Adam Jones, R OBP: 0.326, SLG: 0.445												3	1	2	1	1	0	3					
32 Matt Wieters, S OBP: 0.327, SLG: 0.393												4	0	0	0	1	0	6					
14 Nolan Reimold, R OBP: 0.282, SLG: 0.344												3	0	0	0	0	1	3					
18 Felix Pie, L OBP: 0.306, SLG: 0.413												2	0	0	0	0	1	0					
29 Brandon Snyder, R OBP: 0.276, SLG: 0.276												3	0	1	1	0	0	2					
6 Corey Patterson, L OBP: 0.319, SLG: 0.411												1	0	0	0	0	1	0					
3 Cesar Izturis, S OBP: 0.276, SLG: 0.276												1	0	1	0	0	0	0					
Inning Stats	R: 1 E: 0 K: 1 S: 13	H: 1 LOB: 1 BB: 1 P: 23	R: 1 E: 0 K: 0 S: 12	H: 2 LOB: 0 BB: 0 P: 17	R: 0 E: 0 K: 0 S: 11	H: 2 LOB: 3 BB: 1 P: 22	R: 0 E: 0 K: 1 S: 11	H: 0 LOB: 0 BB: 0 P: 14	R: 0 E: 0 K: 1 S: 8	H: 1 LOB: 1 BB: 0 P: 16	R: 0 E: 0 K: 2 S: 9	H: 0 LOB: 0 BB: 0 P: 12	R: 0 E: 0 K: 0 S: 11	H: 1 LOB: 2 BB: 1 P: 19	R: 0 E: 0 K: 1 S: 7	H: 1 LOB: 1 BB: 0 P: 12	R: 1 E: 0 K: 0 S: 9	H: 2 LOB: 1 BB: 0 P: 12	1B: 9 2B: 2 3B: 0 HR: 1	SF: 0 SAC: 0 DP: 1 HBP: 3	WP: 1 PB: 0 SB: 1 CS: 1	PA: 51	
PITCHER	34 Marc Rzepczynski, L ERA: 6.15	67 Robert Ray, R ERA: 3.03	57 Shawn Camp, R ERA: 3.03	43 Jesse Carlson, L ERA: 3.72	54 Jason Frasor, R ERA: 3.99	56 Brian Tallet, L ERA: 6.28																	

Toronto Blue Jays @ Baltimore Orioles
 Oriole Park at Camden Yards, Baltimore, MD
 Mon Sep 13 2010, 8:04 PM - 10:35 PM EDT
 Att: 9,862 - Clear - 75 F

AB	41
R	4
H	12
RBI	4
BB	6
SO	7
LOB	24



Batter	1	2	3	4	5	6	7	8	9	AB	R	H	RBI	BB	SO	LOB	TOP			
1 Dewayne Wise, L OBP: 0.287, SLG: 0.413										4	0	1	0	0	0	0	Toronto Blue Jays @ Baltimore Orioles Oriole Park at Camden Yards, Baltimore, MD Wed Sep 15 2010, 7:08 PM - 9:03 PM EDT Att: 13,651 - Clear - 76 F			
5 Yunel Escobar, R OBP: 0.341, SLG: 0.332										4	0	0	0	0	1	2				
19 José Bautista, R OBP: 0.381, SLG: 0.613										4	1	2	1	0	1	1				
10 Vernon Wells, R OBP: 0.329, SLG: 0.511										4	0	2	0	0	0	0				
35 Lyle Overbay, L OBP: 0.330, SLG: 0.439										4	0	1	0	0	0	3				
2 Aaron Hill, R OBP: 0.277, SLG: 0.404										3	0	0	0	0	1	0				
26 Adam Lind, L OBP: 0.282, SLG: 0.413										3	0	0	0	0	0	0				
14 John Buck, R OBP: 0.302, SLG: 0.486										3	0	0	0	0	0	0				
45 Travis Snider, L OBP: 0.290, SLG: 0.416										3	0	1	0	0	0	0				
Inning Stats	R: 1 H: 2 E: 0 K: 0 S: 14	H: 2 LOB: 2 BB: 0 P: 20	R: 0 H: 0 E: 0 K: 0 S: 7	H: 0 LOB: 0 BB: 0 P: 10	R: 0 H: 0 E: 0 K: 0 S: 5	H: 0 LOB: 0 BB: 0 P: 6	R: 0 H: 1 E: 0 K: 1 S: 10	H: 1 LOB: 0 BB: 0 P: 12	R: 0 H: 0 E: 0 K: 0 S: 4	H: 2 LOB: 1 BB: 0 P: 14	R: 0 H: 0 E: 0 K: 1 S: 7	H: 0 LOB: 0 BB: 0 P: 7	R: 0 H: 0 E: 0 K: 0 S: 4	H: 0 LOB: 0 BB: 0 P: 6	R: 0 H: 2 E: 0 K: 1 S: 8	H: 2 LOB: 2 BB: 0 P: 13		1B: 5 2B: 1 3B: 0 HR: 1	SF: 0 SAC: 0 DP: 2 HBP: 0	WP: 0 PB: 0 SB: 0 CS: 0
PITCHER 35 Brad Bergesen, R ERA: 5.03	IP: 9.0 WLS: W BF: 32 H: 7 R: 1 ER: 1 SO: 3 BB: 0 IBB: 0 HBP: 0 BLK: 0 WP: 0 HR: 1 S: 68 P: 95 ERA: 1.00 WHIP: 0.778															PITCHER IP: 9.0 WLS: W BF: 32 H: 7 R: 1 ER: 1 SO: 3 BB: 0 IBB: 0 HBP: 0 BLK: 0 WP: 0 HR: 1 S: 68 P: 95 ERA: 1.00 WHIP: 0.778				

Batter	1	2	3	4	5	6	7	8	9	AB	R	H	RBI	BB	SO	LOB	BOTTOM			
1 Brian Roberts, S OBP: 0.362, SLG: 0.423										4	1	2	0	0	0	2	Toronto Blue Jays @ Baltimore Orioles Oriole Park at Camden Yards, Baltimore, MD Wed Sep 15 2010, 7:08 PM - 9:03 PM EDT Att: 13,651 - Clear - 76 F			
21 Nick Markakis, L OBP: 0.388, SLG: 0.425										3	0	1	0	1	0	0				
23 Ty Wigginton, R OBP: 0.320, SLG: 0.423										4	0	2	0	0	1	4				
30 Luke Scott, L OBP: 0.355, SLG: 0.540										4	0	1	1	0	0	4				
37 Josh Bell, S OBP: 0.226, SLG: 0.313										0	0	0	0	0	0	0				
18 Felix Pie, L OBP: 0.314, SLG: 0.413										4	1	1	0	0	3	2				
10 Adam Jones, R OBP: 0.327, SLG: 0.448										3	0	0	0	0	1	1				
32 Matt Wieters, S OBP: 0.332, SLG: 0.396										2	1	1	0	1	1	0				
6 Corey Patterson, L OBP: 0.319, SLG: 0.411										3	0	1	1	0	0	1				
3 Cesar Izturis, S OBP: 0.280, SLG: 0.277										2	0	1	0	1	0	0				
Inning Stats	R: 1 H: 2 E: 0 K: 2 S: 11	H: 2 LOB: 1 BB: 0 P: 16	R: 0 H: 0 E: 0 K: 2 S: 7	H: 0 LOB: 0 BB: 0 P: 11	R: 0 H: 1 E: 0 K: 0 S: 6	H: 1 LOB: 2 BB: 2 P: 16	R: 2 H: 3 E: 0 K: 0 S: 11	H: 3 LOB: 1 BB: 1 P: 19	R: 0 H: 2 E: 0 K: 1 S: 7	H: 2 LOB: 1 BB: 0 P: 9	R: 0 H: 1 E: 0 K: 0 S: 11	H: 1 LOB: 0 BB: 0 P: 17	R: 0 H: 0 E: 0 K: 0 S: 6	H: 0 LOB: 0 BB: 0 P: 7	R: 0 H: 1 E: 0 K: 1 S: 5	H: 1 LOB: 0 BB: 0 P: 6	1B: 9 2B: 1 3B: 0 HR: 0	SF: 0 SAC: 0 DP: 2 HBP: 0	WP: 0 PB: 1 SB: 2 CS: 1	PA: 33
PITCHER 4 Kyle Drabek, R ERA: 4.5 57 Shawn Camp, R ERA: 2.98 37 Scott Downs, L ERA: 2.59	IP: 6.0 WLS: L BF: 26 H: 9 R: 3 ER: 0 SO: 3 BB: 3 IBB: 0 HBP: 0 BLK: 0 WP: 0 HR: 0 S: 53 P: 88 ERA: 4.50 WHIP: 2.000															PITCHER IP: 6.0 WLS: L BF: 26 H: 9 R: 3 ER: 0 SO: 3 BB: 3 IBB: 0 HBP: 0 BLK: 0 WP: 0 HR: 0 S: 53 P: 88 ERA: 4.50 WHIP: 2.000				

livebaseballscores.com

AB 32
R 1
H 7
RBI 1
BB 0
SO 3
LOB 6

livebaseballscores.com

AB 29
R 3
H 10
RBI 2
BB 3
SO 6
LOB 14

Batter	1	2	3	4	5	6	7	8	9	AB	R	H	RBI	BB	SO	LOB	TOP					
15 Fred Lewis, L OBP: 0.335, SLG: 0.418										4	1	3	0	1	0	2	Toronto Blue Jays @ Boston Red Sox Fenway Park, Boston, MA Fri Sep 17 2010, 7:22 PM - 10:39 PM EDT Att: 37,679 - Cloudy - 58 F					
5 Yunel Escobar, R OBP: 0.345, SLG: 0.336										6	2	4	1	0	1	4						
19 José Bautista, R OBP: 0.382, SLG: 0.616										4	2	1	2	1	0	4						
10 Vernon Wells, R OBP: 0.329, SLG: 0.509										4	1	1	0	0	1	2						
35 Lyle Overbay, L OBP: 0.331, SLG: 0.442										5	2	2	2	0	1	1						
2 Aaron Hill, R OBP: 0.276, SLG: 0.404										0	1	0	0	0	0	0						
6 John McDonald, R OBP: 0.272, SLG: 0.477										3	0	0	1	0	1	1						
26 Adam Lind, L OBP: 0.285, SLG: 0.418										5	1	3	3	0	1	1						
14 John Buck, R OBP: 0.303, SLG: 0.485										5	0	2	1	0	0	2						
12 Edwin Encarnación, R OBP: 0.307, SLG: 0.444										4	1	1	0	1	1	3						
Inning Stats	R: 0 E: 0 K: 0 S: 6	H: 2 LOB: 1 BB: 0 P: 7	R: 2 E: 0 K: 2 S: 14	H: 2 LOB: 2 BB: 0 P: 23	R: 0 E: 0 K: 0 S: 9	H: 0 LOB: 0 BB: 0 P: 14	R: 0 E: 0 K: 1 S: 9	H: 1 LOB: 2 BB: 1 P: 19	R: 5 E: 1 K: 0 S: 16	H: 4 LOB: 0 BB: 1 P: 26	R: 3 E: 0 K: 2 S: 20	H: 3 LOB: 0 BB: 0 P: 29	R: 1 E: 0 K: 0 S: 12	H: 2 LOB: 2 BB: 1 P: 22	R: 0 E: 0 K: 1 S: 11	H: 1 LOB: 1 BB: 0 P: 14	R: 0 E: 0 K: 0 S: 10	H: 2 LOB: 1 BB: 0 P: 13	1B: 12 2B: 4 3B: 0 HR: 1	SF: 1 SAC: 0 DP: 2 HBP: 3	WP: 2 PB: 0 SB: 2 CS: 1	PA: 47
PITCHER	IP WLS BF H R ER SO BB IBB HBP BLK WP HR S P ERA WHIP																					
41 John Lackey, R ERA: 4.63	4.1 L 25 8 7 6 3 2 0 0 3 0 0 0 50 83 12.46 2.308																					
64 Michael Bowden, R ERA: 5.73	1.0 6 4 3 3 1 0 0 0 0 0 1 1 20 28 27.00 4.000																					
53 Rich Hill, L ERA:	0.2 2 0 0 0 1 0 0 0 0 0 0 0 7 0.00 0.000																					
43 Matt Fox, R ERA: 4.26	0.2 5 2 1 1 0 1 0 0 0 0 1 0 11 18 13.50 4.500																					
49 Tim Wakefield, R ERA: 5.17	2.1 9 3 0 0 1 0 0 0 0 0 0 0 22 31 0.00 1.286																					

AB	40
R	11
H	17
RBI	10
BB	3
SO	6
LOB	20



Batter	1	2	3	4	5	6	7	8	9	AB	R	H	RBI	BB	SO	LOB	BOTTOM					
10 Marco Scutaro, R OBP: 0.334, SLG: 0.386										4	1	1	0	0	0	0	Toronto Blue Jays @ Boston Red Sox Fenway Park, Boston, MA Fri Sep 17 2010, 7:22 PM - 10:39 PM EDT Att: 37,679 - Cloudy - 58 F					
72 Yamaico Navarro, R OBP: 0.133, SLG: 0.107										1	1	1	1	0	0	0						
54 Darnell McDonald, R OBP: 0.341, SLG: 0.438										3	2	2	0	0	0	0						
60 Daniel Nava, S OBP: 0.344, SLG: 0.372										1	1	1	1	1	0	0						
41 Victor Martínez, S OBP: 0.338, SLG: 0.476										5	2	2	5	0	0	2						
29 Adrián Beltré, R OBP: 0.372, SLG: 0.568										4	1	1	1	0	0	0						
34 David Ortiz, L OBP: 0.363, SLG: 0.530										3	0	1	0	1	0	1						
25 Mike Lowell, R OBP: 0.299, SLG: 0.349										4	0	2	1	0	0	2						
12 Jed Lowrie, S OBP: 0.352, SLG: 0.492										4	1	1	0	0	0	2						
22 Bill Hall, R OBP: 0.301, SLG: 0.442										1	0	0	0	1	0	1						
68 Josh Reddick, L OBP: 0.250, SLG: 0.340										1	0	0	0	0	1	0						
39 Jarrod Saltalamacchia, R OBP: 0.346, SLG: 0.333										1	0	0	0	0	1	1						
55 Ryan Kalish, L OBP: 0.280, SLG: 0.419										4	0	0	0	0	2	3						
Inning Stats	R: 2 E: 0 K: 0 S: 11	H: 2 LOB: 0 BB: 0 P: 16	R: 0 E: 0 K: 0 S: 9	H: 1 LOB: 1 BB: 0 P: 14	R: 0 E: 0 K: 0 S: 7	H: 0 LOB: 0 BB: 0 P: 12	R: 0 E: 0 K: 0 S: 9	H: 0 LOB: 0 BB: 1 P: 17	R: 0 E: 0 K: 0 S: 5	H: 0 LOB: 0 BB: 1 P: 13	R: 3 E: 0 K: 0 S: 15	H: 4 LOB: 1 BB: 0 P: 24	R: 0 E: 0 K: 2 S: 7	H: 0 LOB: 0 BB: 0 P: 11	R: 2 E: 0 K: 0 S: 13	H: 2 LOB: 0 BB: 1 P: 18	R: 2 E: 0 K: 2 S: 16	H: 3 LOB: 1 BB: 0 P: 24	1B: 6 2B: 4 3B: 0 HR: 2	SF: 0 SAC: 0 DP: 3 HBP: 0	WP: 0 PB: 0 SB: 0 CS: 0	PA: 39
PITCHER	IP WLS BF H R ER SO BB IBB HBP BLK WP HR S P ERA WHIP																					
27 Brett Cecil, L ERA: 4.25	6.0 W 25 7 5 5 0 2 0 0 0 0 0 0 7 11 7.50 1.500																					
54 Jason Frasor, R ERA: 3.92	1.0 3 0 0 0 2 0 0 0 0 0 0 0 7 11 0.00 0.000																					
43 Jesse Carlson, L ERA: 5.99	0.0 2 1 2 2 0 1 0 0 0 0 0 1 5 9 ∞ ∞																					
57 Shawn Camp, R ERA: 2.94	1.0 3 1 0 0 0 0 0 0 0 0 0 0 8 9 0.00 1.000																					
37 Scott Downs, L ERA: 2.88	0.2 5 3 2 2 2 0 0 0 0 0 0 0 14 22 27.00 4.500																					

AB	36
R	9
H	12
RBI	9
BB	3
SO	4
LOB	12



Batter	1	2	3	4	5	6	7	8	9	AB	R	H	RBI	BB	SO	LOB	TOP							
15 Fred Lewis, L OBP: 0.332, SLG: 0.414 1 Dewayne Wise, L OBP: 0.287, SLG: 0.413										5	0	0	0	0	2	4								
5 Yunel Escobar, R OBP: 0.342, SLG: 0.333										4	0	0	0	0	1	3								
19 José Bautista, R OBP: 0.384, SLG: 0.622										3	1	2	1	1	0	0								
10 Vernon Wells, R OBP: 0.293, SLG: 0.506										3	0	0	0	1	0	2								
35 Lyle Overbay, L OBP: 0.332, SLG: 0.443										4	1	2	0	0	0	0								
26 Adam Lind, L OBP: 0.293, SLG: 0.422										4	1	2	0	0	0	2								
6 John McDonald, R OBP: 0.279, SLG: 0.477										4	1	2	1	0	0	0								
8 José Molina, R OBP: 0.308, SLG: 0.368										3	0	0	1	0	1	2								
45 Travis Snider, L OBP: 0.293, SLG: 0.417										4	0	2	0	0	0	0								
Inning Stats	R: 1 H: 2 E: 0 K: 2 S: 15	H: 2 LOB: 2 BB: 1 P: 25	R: 0 H: 1 E: 0 K: 1 S: 9	H: 1 LOB: 1 BB: 0 P: 16	R: 0 H: 0 E: 0 K: 0 S: 7	H: 0 LOB: 0 BB: 0 P: 10	R: 1 H: 4 E: 0 K: 1 S: 17	H: 4 LOB: 3 BB: 0 P: 22	R: 0 H: 1 E: 0 K: 0 S: 7	H: 1 LOB: 0 BB: 0 P: 13	R: 2 H: 2 E: 1 K: 0 S: 10	H: 2 LOB: 0 BB: 0 P: 14	R: 0 H: 0 E: 0 K: 0 S: 4	H: 0 LOB: 0 BB: 1 P: 11	R: 0 H: 0 E: 0 K: 0 S: 6	H: 0 LOB: 0 BB: 0 P: 8	R: 0 H: 0 E: 0 K: 0 S: 9	H: 0 LOB: 0 BB: 0 P: 11	1B: 7 2B: 3 3B: 0 HR: 1	SF: 0 SAC: 1 DP: 2 HBP: 0	WP: 0 PB: 0 SB: 0 CS: 0	PA: 37		
PITCHER	IP WLS BF H R ER SO BB IBB HBP BLK WP HR S P ERA WHIP	IP WLS BF H R ER SO BB IBB HBP BLK WP HR S P ERA WHIP	IP WLS BF H R ER SO BB IBB HBP BLK WP HR S P ERA WHIP	IP WLS BF H R ER SO BB IBB HBP BLK WP HR S P ERA WHIP	IP WLS BF H R ER SO BB IBB HBP BLK WP HR S P ERA WHIP	IP WLS BF H R ER SO BB IBB HBP BLK WP HR S P ERA WHIP	IP WLS BF H R ER SO BB IBB HBP BLK WP HR S P ERA WHIP	IP WLS BF H R ER SO BB IBB HBP BLK WP HR S P ERA WHIP	IP WLS BF H R ER SO BB IBB HBP BLK WP HR S P ERA WHIP	IP WLS BF H R ER SO BB IBB HBP BLK WP HR S P ERA WHIP	IP WLS BF H R ER SO BB IBB HBP BLK WP HR S P ERA WHIP	IP WLS BF H R ER SO BB IBB HBP BLK WP HR S P ERA WHIP	IP WLS BF H R ER SO BB IBB HBP BLK WP HR S P ERA WHIP	IP WLS BF H R ER SO BB IBB HBP BLK WP HR S P ERA WHIP	IP WLS BF H R ER SO BB IBB HBP BLK WP HR S P ERA WHIP	IP WLS BF H R ER SO BB IBB HBP BLK WP HR S P ERA WHIP	IP WLS BF H R ER SO BB IBB HBP BLK WP HR S P ERA WHIP	IP WLS BF H R ER SO BB IBB HBP BLK WP HR S P ERA WHIP	IP WLS BF H R ER SO BB IBB HBP BLK WP HR S P ERA WHIP	IP WLS BF H R ER SO BB IBB HBP BLK WP HR S P ERA WHIP	IP WLS BF H R ER SO BB IBB HBP BLK WP HR S P ERA WHIP	IP WLS BF H R ER SO BB IBB HBP BLK WP HR S P ERA WHIP	IP WLS BF H R ER SO BB IBB HBP BLK WP HR S P ERA WHIP	
10 Marco Scutaro, R OBP: 0.333, SLG: 0.384										5	0	1	0	0	1	3								
54 Darnell McDonald, R OBP: 0.341, SLG: 0.437 55 Ryan Kalish, L OBP: 0.284, SLG: 0.421										3	0	1	0	0	1	0								
41 Victor Martinez, S OBP: 0.336, SLG: 0.478										5	0	1	0	0	0	2								
29 Adrian Beltré, R OBP: 0.374, SLG: 0.571										4	2	2	0	1	0	1								
34 David Ortiz, L OBP: 0.364, SLG: 0.528										3	1	1	1	1	1	2								
12 Jed Lowrie, S OBP: 0.356, SLG: 0.492 72 Yamaico Navarro, R8, FR OBP: 0.133, SLG: 0.107										4	0	2	1	0	1	1								
7 J.D. Drew, L OBP: 0.349, SLG: 0.444										3	0	1	0	1	0	3								
22 Bill Hall, R OBP: 0.301, SLG: 0.441 60 Daniel Nava, S OBP: 0.342, SLG: 0.370										3	0	1	0	0	1	3								
39 Jarrod Saltalamacchia, S OBP: 0.333, SLG: 0.292										3	0	0	0	1	1	3								
Inning Stats	R: 0 H: 1 E: 0 K: 0 S: 5	H: 3 LOB: 3 BB: 1 P: 28	R: 0 H: 0 E: 0 K: 1 S: 10	H: 0 LOB: 0 BB: 0 P: 14	R: 0 H: 0 E: 0 K: 1 S: 10	H: 0 LOB: 1 BB: 1 P: 18	R: 0 H: 0 E: 0 K: 0 S: 6	H: 0 LOB: 0 BB: 0 P: 8	R: 2 H: 3 E: 1 K: 0 S: 18	H: 3 LOB: 2 BB: 1 P: 33	R: 0 H: 1 E: 0 K: 2 S: 14	H: 1 LOB: 2 BB: 1 P: 24	R: 0 H: 1 E: 0 K: 1 S: 8	H: 1 LOB: 0 BB: 0 P: 16	R: 0 H: 2 E: 0 K: 0 S: 15	H: 2 LOB: 1 BB: 0 P: 25	1B: 8 2B: 2 3B: 1 HR: 0	SF: 0 SAC: 0 DP: 1 HBP: 0	WP: 2 PB: 0 SB: 0 CS: 0	PA: 40				
PITCHER	IP WLS BF H R ER SO BB IBB HBP BLK WP HR S P ERA WHIP	IP WLS BF H R ER SO BB IBB HBP BLK WP HR S P ERA WHIP	IP WLS BF H R ER SO BB IBB HBP BLK WP HR S P ERA WHIP	IP WLS BF H R ER SO BB IBB HBP BLK WP HR S P ERA WHIP	IP WLS BF H R ER SO BB IBB HBP BLK WP HR S P ERA WHIP	IP WLS BF H R ER SO BB IBB HBP BLK WP HR S P ERA WHIP	IP WLS BF H R ER SO BB IBB HBP BLK WP HR S P ERA WHIP	IP WLS BF H R ER SO BB IBB HBP BLK WP HR S P ERA WHIP	IP WLS BF H R ER SO BB IBB HBP BLK WP HR S P ERA WHIP	IP WLS BF H R ER SO BB IBB HBP BLK WP HR S P ERA WHIP	IP WLS BF H R ER SO BB IBB HBP BLK WP HR S P ERA WHIP	IP WLS BF H R ER SO BB IBB HBP BLK WP HR S P ERA WHIP	IP WLS BF H R ER SO BB IBB HBP BLK WP HR S P ERA WHIP	IP WLS BF H R ER SO BB IBB HBP BLK WP HR S P ERA WHIP	IP WLS BF H R ER SO BB IBB HBP BLK WP HR S P ERA WHIP	IP WLS BF H R ER SO BB IBB HBP BLK WP HR S P ERA WHIP	IP WLS BF H R ER SO BB IBB HBP BLK WP HR S P ERA WHIP	IP WLS BF H R ER SO BB IBB HBP BLK WP HR S P ERA WHIP	IP WLS BF H R ER SO BB IBB HBP BLK WP HR S P ERA WHIP	IP WLS BF H R ER SO BB IBB HBP BLK WP HR S P ERA WHIP	IP WLS BF H R ER SO BB IBB HBP BLK WP HR S P ERA WHIP	IP WLS BF H R ER SO BB IBB HBP BLK WP HR S P ERA WHIP	IP WLS BF H R ER SO BB IBB HBP BLK WP HR S P ERA WHIP	IP WLS BF H R ER SO BB IBB HBP BLK WP HR S P ERA WHIP

Toronto Blue Jays @ Boston Red Sox
Fenway Park, Boston, MA
Sat Sep 18 2010, 7:12 PM - 10:27 PM EDT
Att: 37,863 - Cloudy - 60 F

AB 34
R 4
H 10
RBI 3
BB 2
SO 4
LOB 13



Toronto Blue Jays @ Boston Red Sox
Fenway Park, Boston, MA
Sat Sep 18 2010, 7:12 PM - 10:27 PM EDT
Att: 37,863 - Cloudy - 60 F

AB 36
R 3
H 11
RBI 2
BB 4
SO 7
LOB 20



Batter	1	2	3	4	5	6	7	8	9	AB	R	H	RBI	BB	SO	LOB	TOP					
18 Mike McCoy, R OBP: 0.260, SLG: 0.239	F9		5 BB		19 FC5 5 FC5-2		BB			2	0	1	0	2	0	0	Toronto Blue Jays @ Boston Red Sox Fenway Park, Boston, MA Sun Sep 19 2010, 1:38 PM - 4:15 PM EDT Att: 37,234 - Partly Cloudy - 71 F					
5 Yunel Escobar, R OBP: 0.341, SLG: 0.331	G1-3		19 FC6-4		FC5-2 19 FC5		G4-3			3	0	0	0	1	0	4						
19 José Bautista, R OBP: 0.382, SLG: 0.617	G5-3		FC6-4		FC5		F9			4	0	0	0	0	0	6						
10 Vernon Wells, R OBP: 0.328, SLG: 0.505	G6-3		F9		F9		F9		14 FC6-4 1B	4	0	1	0	0	0	0						
35 Lyle Overbay, L OBP: 0.322, SLG: 0.441	K		G5-3		G5-3		K		K	4	0	1	0	0	2	1						
14 John Buck, R OBP: 0.300, SLG: 0.480	K		L6		F8		FC6-4		FC6-4	4	0	0	0	0	1	2						
12 Edwin Encarnación, R OBP: 0.303, SLG: 0.436	G6-3		L5		F8		P6		P6	4	0	0	0	0	0	1						
9 J.P. Arencibia, R OBP: 0.214, SLG: 0.444	K		18 BB 5 FC5-2 6 BB 1B		F8		K		K	3	0	0	0	1	2	0						
6 John McDonald, R OBP: 0.285, SLG: 0.478	5 BB 18 BB 1B		5 FC5-2 18 BB 1B		K		L3		L3	4	0	2	0	0	1	0						
Inning Stats	R: 0 E: 0 K: 0 S: 9	H: 0 LOB: 0 BB: 0 P: 15	R: 0 E: 0 K: 2 S: 9	H: 0 LOB: 0 BB: 0 P: 12	R: 0 E: 0 K: 1 S: 13	H: 1 LOB: 3 BB: 2 P: 25	R: 0 E: 0 K: 0 S: 6	H: 0 LOB: 0 BB: 0 P: 7	R: 0 E: 0 K: 0 S: 12	H: 2 LOB: 3 BB: 1 P: 22	R: 0 E: 0 K: 0 S: 8	H: 1 LOB: 1 BB: 0 P: 10	R: 0 E: 0 K: 1 S: 11	H: 0 LOB: 1 BB: 1 P: 21	R: 0 E: 0 K: 1 S: 10	H: 1 LOB: 1 BB: 0 P: 15	R: 0 E: 0 K: 1 S: 8	H: 0 LOB: 0 BB: 0 P: 10	1B: 5 2B: 0 3B: 0 HR: 0	SF: 0 2B: 0 3B: 0 HBP: 0	WP: 0 PB: 0 SB: 0 CS: 0	PA: 36
PITCHER	IP	WLS	BF	H	R	ER	SO	BB	IBB	HBP	BLK	WP	HR	S	P	ERA	WHIP					
31 Jon Lester, L ERA: 3.06	7.0	W	29	4	0	0	4	4	0	0	0	0	0	68	112	0.00	1.143					
48 Scott Atchison, R ERA: 3.49	1.0		4	1	0	0	1	0	0	0	0	0	0	10	15	0.00	1.000					
68 Robert Coello, R ERA: 6.23	1.0		3	0	0	0	1	0	0	0	0	0	0	8	10	0.00	0.000					

Batter	1	2	3	4	5	6	7	8	9	AB	R	H	RBI	BB	SO	LOB	BOTTOM				
55 Ryan Kalish, L OBP: 0.275, SLG: 0.408	K		F7		F7		G3-1			4	0	0	0	0	1	4	Toronto Blue Jays @ Boston Red Sox Fenway Park, Boston, MA Sun Sep 19 2010, 1:38 PM - 4:15 PM EDT Att: 37,234 - Partly Cloudy - 71 F				
7 J.D. Drew, L OBP: 0.346, SLG: 0.449	K		L6		2H HR		F7			4	1	1	2	0	1	0					
68 Josh Reddick, L OBP: 0.250, SLG: 0.340	K		P6		P6		P2			0	0	0	0	0	0	0					
41 Victor Martinez, S OBP: 0.337, SLG: 0.485	1B		HR		P6		P2			4	1	2	1	0	0	0					
34 David Ortiz, L OBP: 0.362, SLG: 0.524	K		G4-3		L5		F7			4	0	0	0	0	1	1					
25 Mike Lowell, R OBP: 0.298, SLG: 0.347	F8		G3-1		G3-1		F8			4	0	1	0	0	0	0					
78 Lars Anderson, L OBP: 0.389, SLG: 0.333	F8		22 BB 1B		22 BB 1B		F8			0	0	0	0	0	0	0					
12 Jed Lowrie, S OBP: 0.353, SLG: 0.485	F9		22 BB 1B		22 BB 1B		G4-3			4	1	1	0	0	0	1					
22 Bill Hall, R OBP: 0.303, SLG: 0.444	G1-3		60 BB 72 BB 1B		60 BB 72 BB 1B		G5-3			4	1	2	0	0	0	0					
60 Daniel Nava, S OBP: 0.342, SLG: 0.376	F8		F8		G6-3		G6-3			3	1	1	1	0	0	2					
72 Yamaico Navarro, R OBP: 0.182, SLG: 0.133	F7		7 HR 1B		E7 7 HR 1B		IBB			2	1	1	1	1	0	0					
Inning Stats	R: 0 E: 0 K: 3 S: 11	H: 1 LOB: 1 BB: 0 P: 16	R: 0 E: 0 K: 0 S: 6	H: 0 LOB: 0 BB: 0 P: 9	R: 0 E: 0 K: 0 S: 8	H: 0 LOB: 0 BB: 0 P: 10	R: 1 E: 0 K: 0 S: 12	H: 1 LOB: 0 BB: 0 P: 17	R: 5 E: 1 K: 0 S: 16	H: 5 LOB: 0 BB: 0 P: 29	R: 0 E: 0 K: 0 S: 12	H: 2 LOB: 3 BB: 1 P: 21	R: 0 E: 0 K: 0 S: 10	H: 0 LOB: 0 BB: 0 P: 16	R: 0 E: 0 K: 0 S: 7	H: 0 LOB: 0 BB: 0 P: 8	1B: 5 2B: 2 3B: 0 HR: 2	SF: 0 2B: 0 3B: 0 HBP: 0	WP: 0 PB: 0 SB: 0 CS: 0	PA: 34	
PITCHER	IP	WLS	BF	H	R	ER	SO	BB	IBB	HBP	BLK	WP	HR	S	P	ERA	WHIP				
28 Shaun Marcum, R ERA: 3.77	5.1	L	25	9	6	6	3	0	0	0	0	0	0	60	91	10.12	1.688				
59 Brad Mills, L ERA: 5.4	1.2		6	0	0	0	0	0	1	0	0	0	0	15	27	0.00	0.000				
30 Taylor Buchholz, R ERA: 4.09	1.0		3	0	0	0	0	0	0	0	0	0	0	7	8	0.00	0.000				



Batter	1	2	3	4	5	6	7	8	9	AB	R	H	RBI	BB	SO	LOB	TOP							
51 Ichiro Suzuki, L (1, 9) OBP: 0.360, SLG: 0.395	G4-3		F7		F7			4 HR	G6-3	5	1	1	0	0	0	1								
9 Chone Figgins, S (1, 4) OBP: 0.340, SLG: 0.301	E1		B1-3		G1-6-3			L7		4	0	0	0	0	0	2								
4 Jose Lopez, R (1, 5) OBP: 0.267, SLG: 0.337	FC6							HR		4	3	3	4	0	0	1								
17 Justin Smoak, S (1, 3) OBP: 0.281, SLG: 0.325	G4-6-3				HR			G3		4	0	0	0	0	2	2								
20 Mike Carp, L (1, 10) OBP: 0.263, SLG: 0.206					G3-1					4	0	1	0	0	1	0								
26 Josh Bard, S (1, 2) OBP: 0.295, SLG: 0.386	G4-3				G6-3					4	0	1	0	0	0	0								
12 Ryan Langerhans, L (1, 7) OBP: 0.339, SLG: 0.317										4	1	2	0	0	1	2								
55 Michael Saunders, L (1, 8) OBP: 0.293, SLG: 0.364					L8					4	1	1	2	0	0	1								
6 Chris Woodward, R (1, 6) OBP: 0.222, SLG: 0.188										3	0	0	0	1	2	0								
Inning Stats	R: 0 E: 2 K: 0 S: 14	H: 0 LOB: 1 BB: 0 P: 20	R: 2 E: 0 K: 2 S: 14	H: 2 LOB: 0 BB: 23 P: 23	R: 1 E: 0 K: 1 S: 7	H: 1 LOB: 0 BB: 0 P: 11	R: 0 E: 0 K: 0 S: 8	H: 1 LOB: 1 BB: 0 P: 18	R: 0 E: 0 K: 0 S: 8	H: 0 LOB: 0 BB: 0 P: 12	R: 1 E: 0 K: 1 S: 11	H: 1 LOB: 0 BB: 0 P: 19	R: 0 E: 0 K: 1 S: 11	H: 0 LOB: 0 BB: 0 P: 17	R: 2 E: 0 K: 1 S: 15	H: 4 LOB: 2 BB: 0 P: 26	R: 0 E: 0 K: 0 S: 8	H: 0 LOB: 0 BB: 9 P: 9	1B: 5 2B: 0 3B: 0 HR: 4	SF: 0 SAC: 0 DP: 2 HBP: 0	WP: 0 PB: 0 SB: 0 CS: 0	PA: 37		
PITCHER	IP WLS BF H R ER SO BB IBB HBP BLK WP HR S P ERA WHIP	IP WLS BF H R ER SO BB IBB HBP BLK WP HR S P ERA WHIP	IP WLS BF H R ER SO BB IBB HBP BLK WP HR S P ERA WHIP	IP WLS BF H R ER SO BB IBB HBP BLK WP HR S P ERA WHIP	IP WLS BF H R ER SO BB IBB HBP BLK WP HR S P ERA WHIP	IP WLS BF H R ER SO BB IBB HBP BLK WP HR S P ERA WHIP	IP WLS BF H R ER SO BB IBB HBP BLK WP HR S P ERA WHIP	IP WLS BF H R ER SO BB IBB HBP BLK WP HR S P ERA WHIP	IP WLS BF H R ER SO BB IBB HBP BLK WP HR S P ERA WHIP	IP WLS BF H R ER SO BB IBB HBP BLK WP HR S P ERA WHIP	IP WLS BF H R ER SO BB IBB HBP BLK WP HR S P ERA WHIP	IP WLS BF H R ER SO BB IBB HBP BLK WP HR S P ERA WHIP	IP WLS BF H R ER SO BB IBB HBP BLK WP HR S P ERA WHIP	IP WLS BF H R ER SO BB IBB HBP BLK WP HR S P ERA WHIP	IP WLS BF H R ER SO BB IBB HBP BLK WP HR S P ERA WHIP	IP WLS BF H R ER SO BB IBB HBP BLK WP HR S P ERA WHIP	IP WLS BF H R ER SO BB IBB HBP BLK WP HR S P ERA WHIP	IP WLS BF H R ER SO BB IBB HBP BLK WP HR S P ERA WHIP	IP WLS BF H R ER SO BB IBB HBP BLK WP HR S P ERA WHIP	IP WLS BF H R ER SO BB IBB HBP BLK WP HR S P ERA WHIP	IP WLS BF H R ER SO BB IBB HBP BLK WP HR S P ERA WHIP	IP WLS BF H R ER SO BB IBB HBP BLK WP HR S P ERA WHIP	IP WLS BF H R ER SO BB IBB HBP BLK WP HR S P ERA WHIP	IP WLS BF H R ER SO BB IBB HBP BLK WP HR S P ERA WHIP

Seattle Mariners @ Toronto Blue Jays
Rogers Centre, Toronto, ON
Wed Sep 22 2010, 7:09 PM - 9:41 PM EDT
Att: 12,302 - Clear - 68 F

AB 36
R 6
H 9
RBI 6
BB 1
SO 6
LOB 9

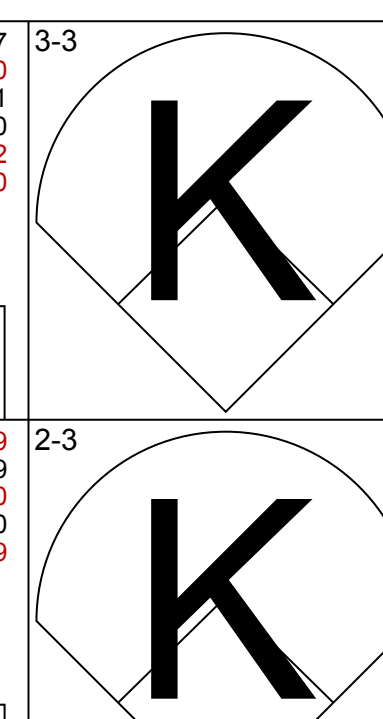
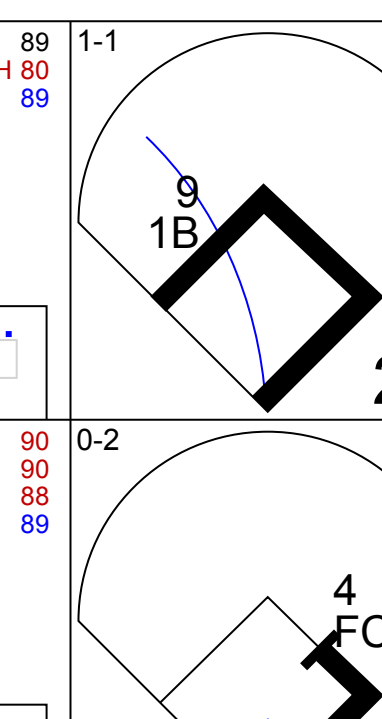
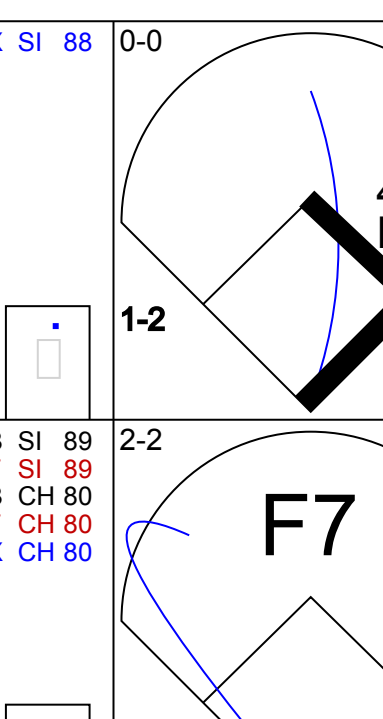
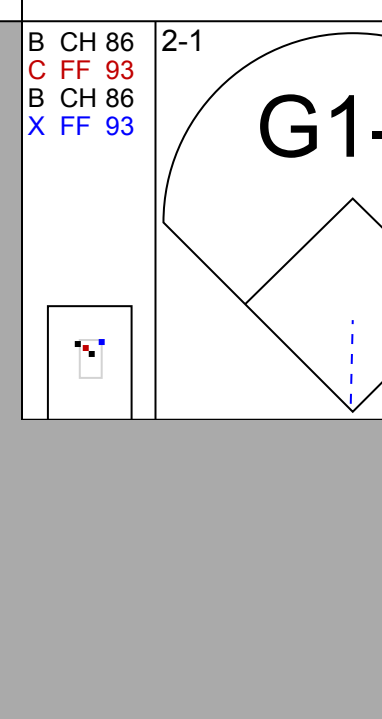
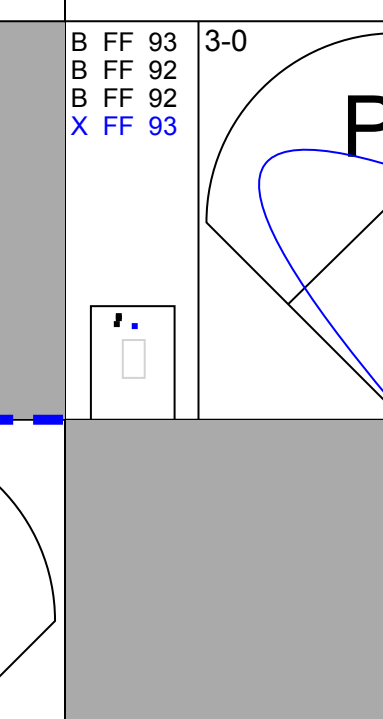
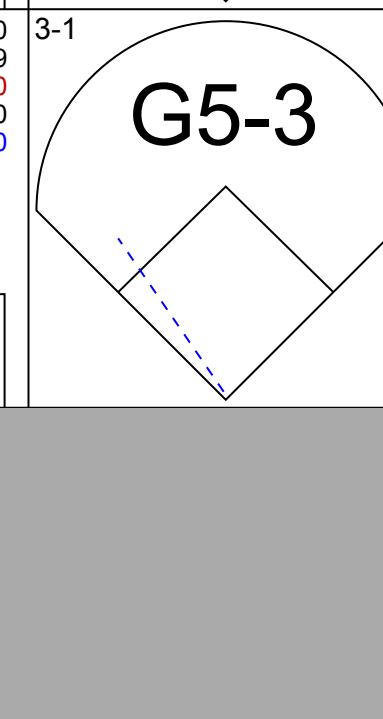
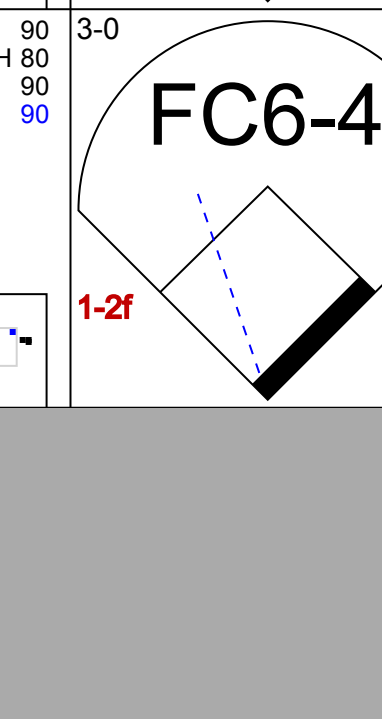
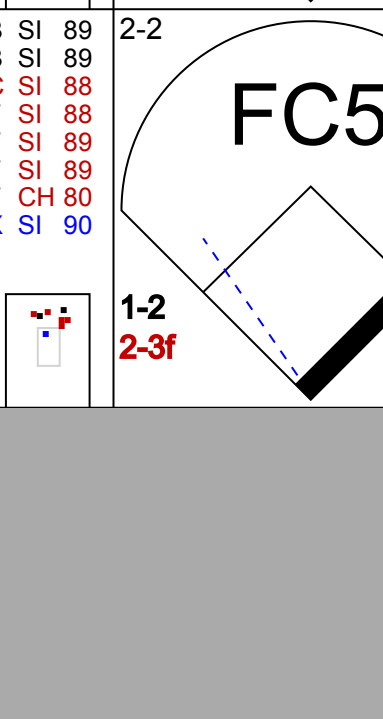
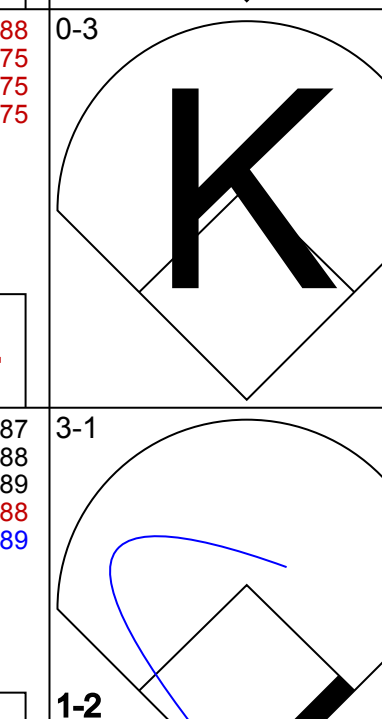



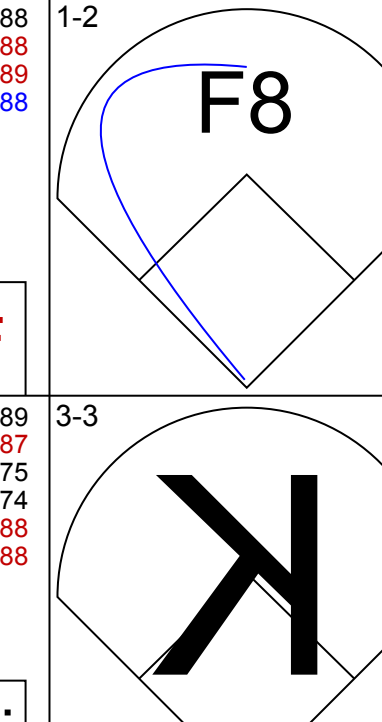

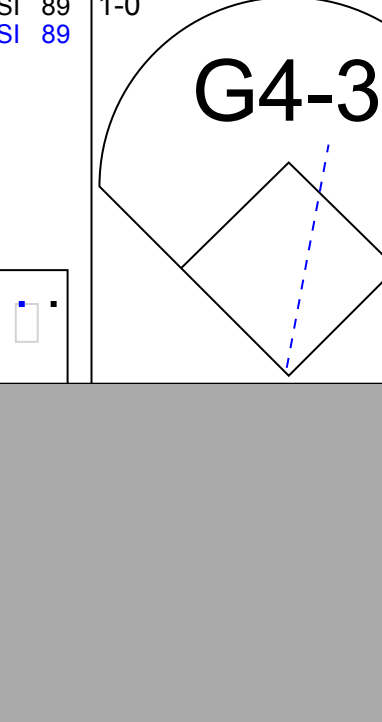
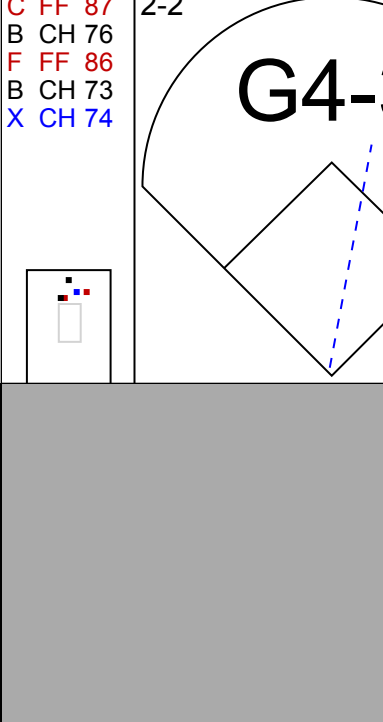

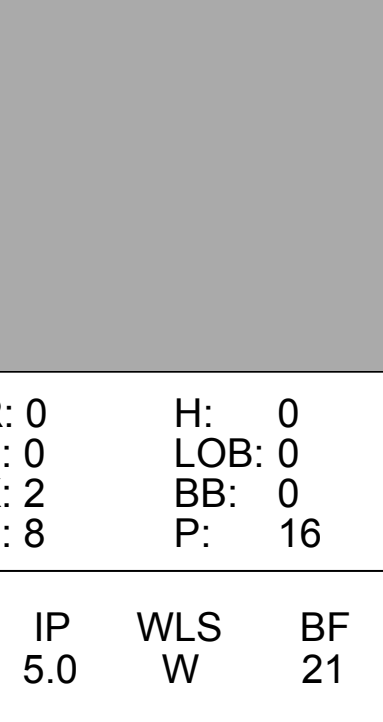

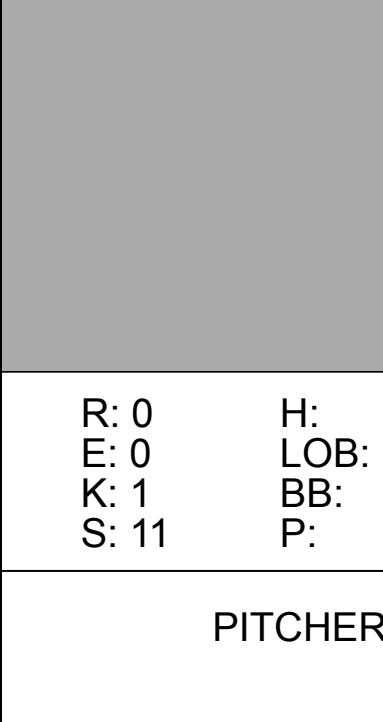
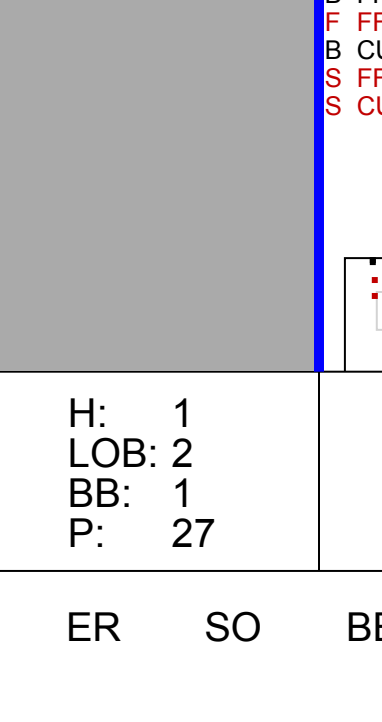
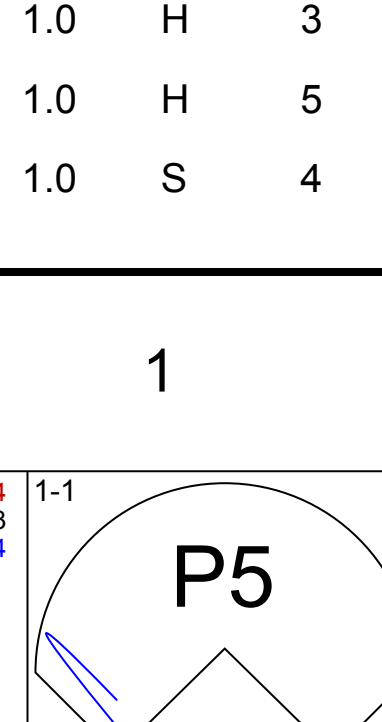
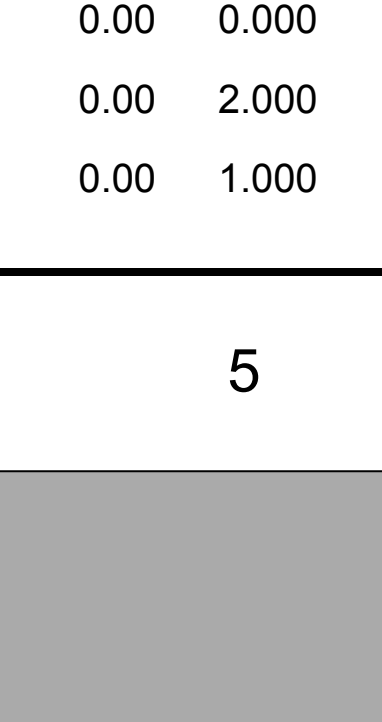
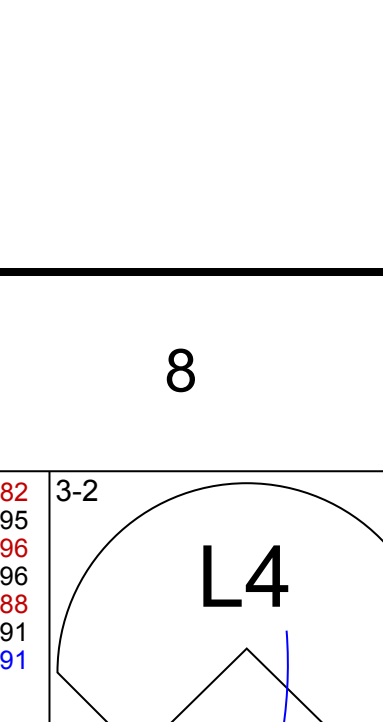
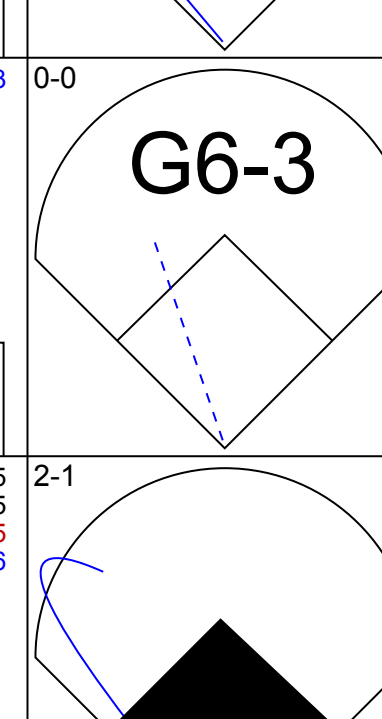




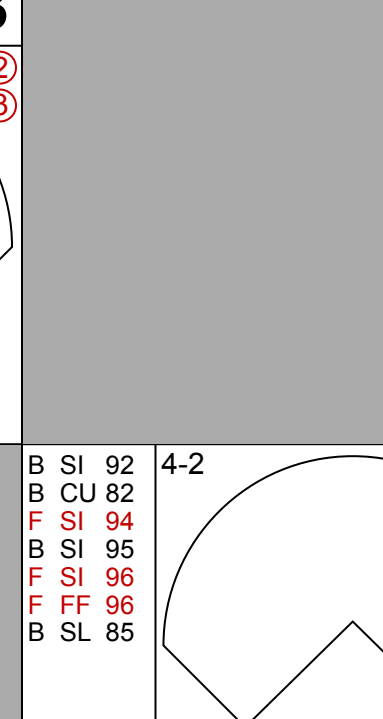
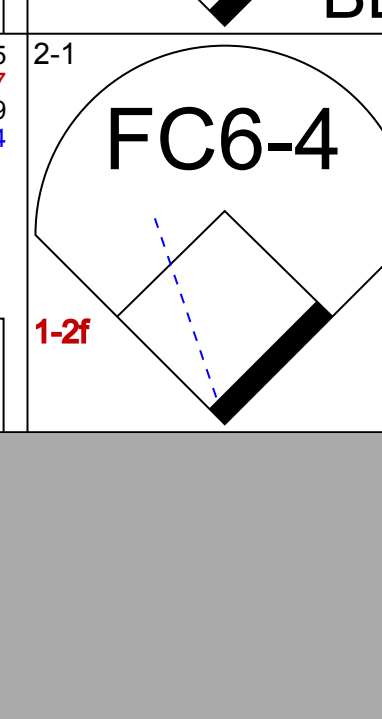
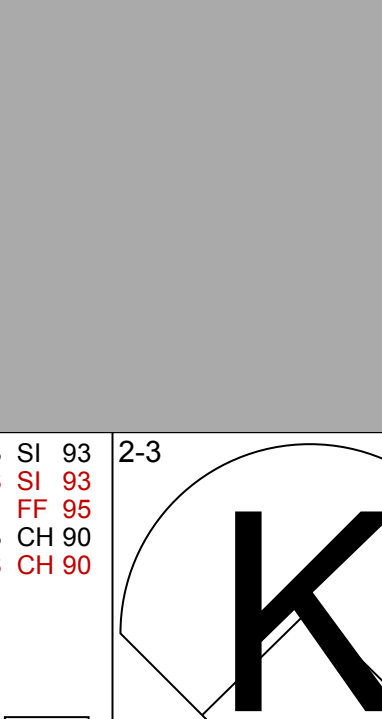
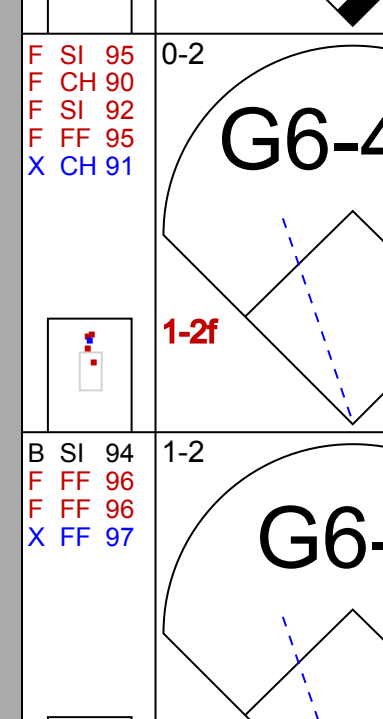


Batter	1	2	3	4	5	6	7	8	9	AB	R	H	RBI	BB	SO	LOB	BOTTOM							
45 Travis Snider, L (1, 7) OBP: 0.291, SLG: 0.422	K2-3		L7		K2-3					5	0	1	0	0	3	3								
5 Yunel Escobar, R (1, 6) OBP: 0.338, SLG: 0.328	19 2B		F9		G5-3					4	0	1	0	0	0	1								
19 José Bautista, R (1, 9) OBP: 0.381, SLG: 0.617			F7		L8					4	0	1	0	0	0	0								
10 Vernon Wells, R (1, 8) OBP: 0.329, SLG: 0.514										4	1	2	1	0	1	2								
35 Lyle Overbay, L (1, 3) OBP: 0.332, SLG: 0.438	G6-3									4	1	1	0	0	1	3								
2 Aaron Hill, R (1, 4) OBP: 0.276, SLG: 0.399										4	1	1	0	0	2	1								
26 Adam Lind, L (1, 10) OBP: 0.288, SLG: 0.425	G6-3									4	0	2	0	0	0	0								
14 John Buck, R (1, 2) OBP: 0.304, SLG: 0.478										2	0	0	1	2	0	1								
12 Edwin Encarnación, R (1, 5) OBP: 0.302, SLG: 0.443	P3									4	0	0	1	0	0	4								
Inning Stats	R: 0 E: 0 K: 2 S: 17	H: 2 LOB: 2 BB: 0 P: 25	R: 0 E: 0 K: 1 S: 10	H: 0 LOB: 1 BB: 1 P: 17	R: 0 E: 0 K: 0 S: 6	H: 0 LOB: 0 BB: 0 P: 8	R: 2 E: 0 K: 2 S: 17	H: 3 LOB: 2 BB: 1 P: 25	R: 0 E: 0 K: 0 S: 6	H: 0 LOB: 0 BB: 0 P: 13	R: 0 E: 0 K: 0 S: 8	H: 1 LOB: 0 BB: 0 P: 11	R: 0 E: 0 K: 1 S: 7	H: 0 LOB: 0 BB: 0 P: 8	R: 1 E: 0 K: 1 S: 13	H: 2 LOB: 1 BB: 0 P: 16	1B: 6 2B: 2 3B: 0 HR: 1	SF: 0 SAC: 0 DP: 1 HBP: 0	WP: 0 PB: 0 SB: 0 CS: 0	PA: 37				
PITCHER	IP WLS BF H R ER SO BB IBB HBP BLK WP HR S P ERA WHIP	IP WLS BF H R ER SO BB IBB HBP BLK WP HR S P ERA WHIP	IP WLS BF H R ER SO BB IBB HBP BLK WP HR S P ERA WHIP	IP WLS BF H R ER SO BB IBB HBP BLK WP HR S P ERA WHIP	IP WLS BF H R ER SO BB IBB HBP BLK WP HR S P ERA WHIP	IP WLS BF H R ER SO BB IBB HBP BLK WP HR S P ERA WHIP	IP WLS BF H R ER SO BB IBB HBP BLK WP HR S P ERA WHIP	IP WLS BF H R ER SO BB IBB HBP BLK WP HR S P ERA WHIP	IP WLS BF H R ER SO BB IBB HBP BLK WP HR S P ERA WHIP	IP WLS BF H R ER SO BB IBB HBP BLK WP HR S P ERA WHIP	IP WLS BF H R ER SO BB IBB HBP BLK WP HR S P ERA WHIP	IP WLS BF H R ER SO BB IBB HBP BLK WP HR S P ERA WHIP	IP WLS BF H R ER SO BB IBB HBP BLK WP HR S P ERA WHIP	IP WLS BF H R ER SO BB IBB HBP BLK WP HR S P ERA WHIP	IP WLS BF H R ER SO BB IBB HBP BLK WP HR S P ERA WHIP	IP WLS BF H R ER SO BB IBB HBP BLK WP HR S P ERA WHIP	IP WLS BF H R ER SO BB IBB HBP BLK WP HR S P ERA WHIP	IP WLS BF H R ER SO BB IBB HBP BLK WP HR S P ERA WHIP	IP WLS BF H R ER SO BB IBB HBP BLK WP HR S P ERA WHIP	IP WLS BF H R ER SO BB IBB HBP BLK WP HR S P ERA WHIP	IP WLS BF H R ER SO BB IBB HBP BLK WP HR S P ERA WHIP	IP WLS BF H R ER SO BB IBB HBP BLK WP HR S P ERA WHIP	IP WLS BF H R ER SO BB IBB HBP BLK WP HR S P ERA WHIP	IP WLS BF H R ER SO BB IBB HBP BLK WP HR S P ERA WHIP

Seattle Mariners @ Toronto Blue Jays
Rogers Centre, Toronto, ON
Wed Sep 22 2010, 7:09 PM - 9:41 PM EDT
Att: 12,302 - Clear - 68 F

AB 35
R 3
H 9
RBI 3
BB 2
SO 7
LOB 15

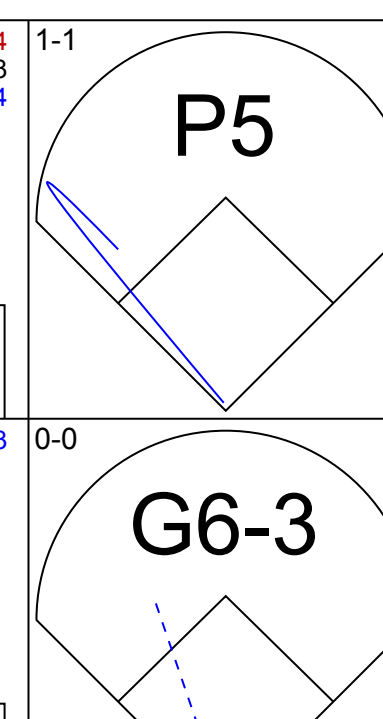
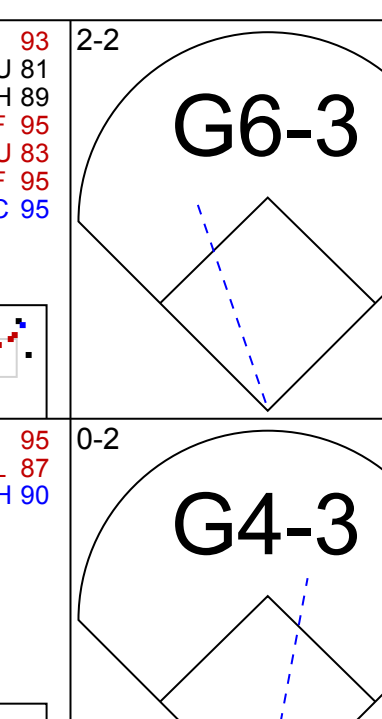

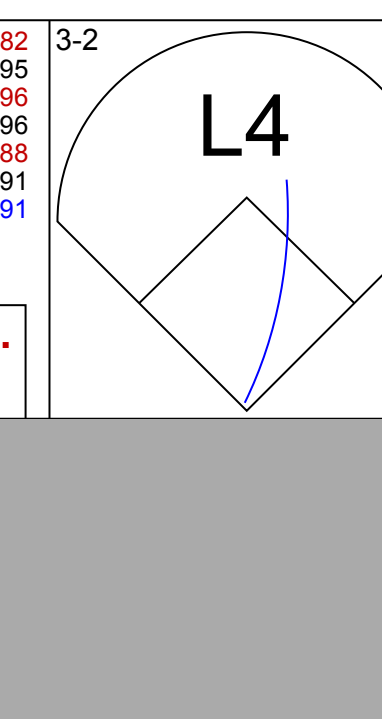
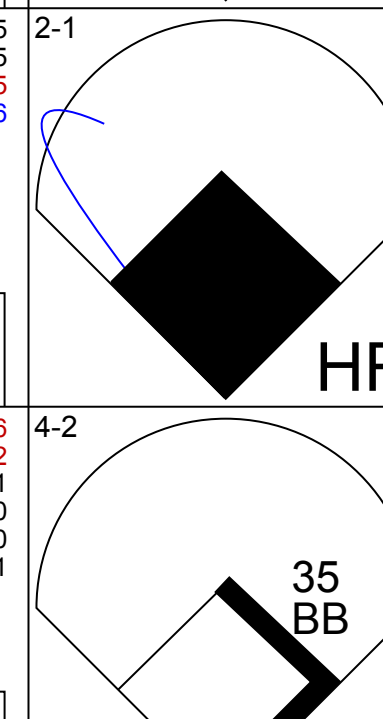
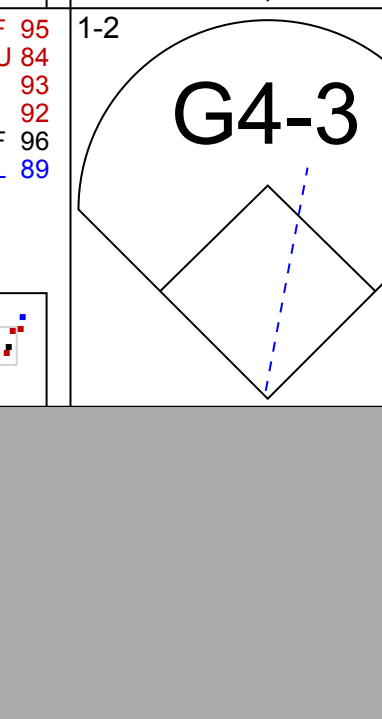

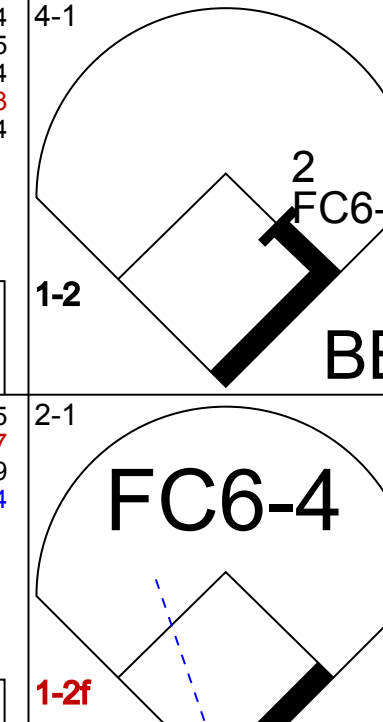







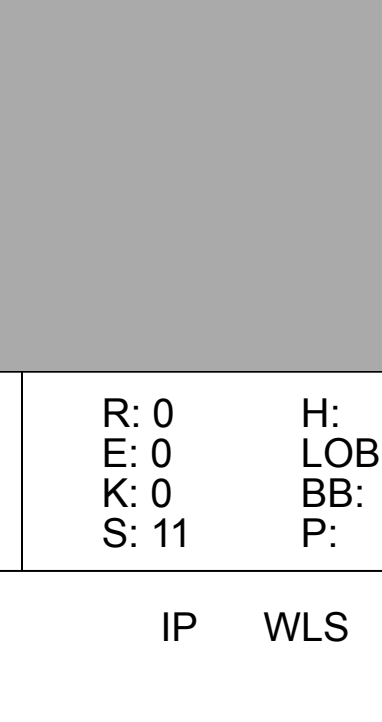





Batter	1	2	3	4	5	6	7	8	9	AB	R	H	RBI	BB	SO	LOB	TOP										
51 Ichiro Suzuki, L (1, 9) OBP: 0.361, SLG: 0.397										5	0	2	0	0	1	1											
9 Chone Figgins, S (1, 4) OBP: 0.341, SLG: 0.301										3	0	1	0	1	1	2											
4 Jose Lopez, R (1, 5) OBP: 0.265, SLG: 0.335										4	0	0	0	0	1	5											
17 Justin Smoak, S (1, 3) OBP: 0.283, SLG: 0.325										3	0	1	0	1	1	0											
55 Michael Saunders, L (1, 7) OBP: 0.250, SLG: 0.360										3	0	0	0	0	3	1											
21 Franklin Gutierrez, R (8, PH) OBP: 0.310, SLG: 0.373										1	0	0	0	0	0	2											
12 Ryan Langerhans, L (8, 7) OBP: 0.339, SLG: 0.317										0	0	0	0	0	0	0											
10 Adam Moore, R (1, 2) OBP: 0.211, SLG: 0.266										4	0	2	0	0	1	3											
61 Matt Manqing, L (1, 10) OBP: 0.250, SLG: 0.250										4	0	1	0	0	1	3											
27 Matt Tuasosopo, R (9, PR) OBP: 0.235, SLG: 0.317										0	0	0	0	0	0	0											
56 Greg Halman, R (1, 8) OBP: 0.256, SLG: 0.200										4	0	0	0	0	2	1											
16 Josh Wilson, R (1, 6) OBP: 0.293, SLG: 0.299										2	0	0	0	0	0	0											
20 Mike Carp, L (9, PH) OBP: 0.256, SLG: 0.200										1	0	0	0	0	1	1											
Inning Stats	R: 0 E: 0 K: 2 S: 8	H: 0 LOB: 0 BB: 0 P: 16	R: 0 E: 0 K: 3 S: 11	H: 1 LOB: 1 BB: 0 P: 18	R: 0 E: 0 K: 1 S: 11	H: 2 LOB: 2 BB: 0 P: 17	R: 0 E: 0 K: 1 S: 9	H: 0 LOB: 1 BB: 1 P: 17	R: 0 E: 0 K: 1 S: 11	H: 1 LOB: 2 BB: 0 P: 17	R: 0 E: 0 K: 0 S: 8	H: 0 LOB: 0 BB: 0 P: 14	R: 0 E: 0 K: 2 S: 16	H: 1 LOB: 2 BB: 1 P: 27	R: 0 E: 0 K: 2 S: 10	H: 1 LOB: 1 BB: 0 P: 18	1B: 6 2B: 1 3B: 0 HR: 0	SF: 0 SAC: 0 DP: 0 HBP: 1	WP: 1 PB: 0 SB: 0 CS: 0	PA: 37							
PITCHER	IP	WLS	BF	H	R	ER	SO	BB	IBB	HBP	BLK	WP	HR	S	P	ERA	WHIP										
31 Shawn Hill, R (1, 1) ERA: 2.81	5.0	W	21	4	0	0	7	1	0	1	0	1	0	50	85	0.00	1.000										
59 Brad Mills, L (6, 1) ERA: 5.14	1.0	H	4	1	0	0	1	0	0	0	0	0	0	11	17	0.00	1.000										
54 Jason Frasor, R (7, 1) ERA: 3.81	1.0	H	3	0	0	0	0	0	0	0	0	0	0	8	14	0.00	0.000										
37 Scott Downs, L (8, 1) ERA: 2.78	1.0	H	5	1	0	0	2	1	0	0	0	0	0	16	27	0.00	2.000										
63 Kevin Gregg, R (9, 1) ERA: 3.25	1.0	S	4	1	0	0	2	0	0	0	0	0	0	10	18	0.00	1.000										

Seattle Mariners @ Toronto Blue Jays
Rogers Centre, Toronto, ON
Thu Sep 23 2010, 12:40 PM - 3:00 PM EDT
Att: 12,590 - Cloudy - 64 F

AB 34
R 0
H 7
RBI 0
BB 2
SO 12
LOB 19



Batter	1	2	3	4	5	6	7	8	9	AB	R	H	RBI	BB	SO	LOB	BOTTOM										
45 Travis Snider, L (1, 7) OBP: 0.290, SLG: 0.419										4	0	1	0	0	0	0											
5 Yunel Escobar, R (1, 6) OBP: 0.337, SLG: 0.326										2	0	0	0	0	0	0											
19 José Bautista, R (1, 9) OBP: 0.383, SLG: 0.622										2	1	1	1	1	0	0											
10 Vernon Wells, R (1, 8) OBP: 0.329, SLG: 0.512										2	0	0	0	1	0	2											
35 Lyle Overbay, L (1, 3) OBP: 0.334, SLG: 0.437										1	0	0	0	2	0	0											
2 Aaron Hill, R (1, 4) OBP: 0.274, SLG: 0.397										3	0	0	0	0	0	3											
26 Adam Lind, L (1, 10) OBP: 0.287, SLG: 0.423										3	0	0	0	0	2	0											
12 Edwin Encarnación, R (1, 5) OBP: 0.299, SLG: 0.439										3	0	0	0	0	2	0											
9 J.P. Arencibia, R (1, 2) OBP: 0.194, SLG: 0.400										3	0	0	0	0	1	0											
Inning Stats	R: 1 E: 0 K: 0 S: 10	H: 1 LOB: 2 BB: 2 P: 23	R: 0 E: 0 K: 2 S: 7	H: 0 LOB: 0 BB: 0 P: 10	R: 0 E: 0 K: 0 S: 13	H: 0 LOB: 0 BB: 0 P: 16	R: 0 E: 0 K: 0 S: 6	H: 0 LOB: 0 BB: 0 P: 8	R: 0 E: 0 K: 2 S: 8	H: 0 LOB: 0 BB: 0 P: 10	R: 0 E: 0 K: 0 S: 6	H: 1 LOB: 1 BB: 1 P: 10	R: 0 E: 0 K: 0 S: 11	H: 0 LOB: 0 BB: 1 P: 16	R: 0 E: 0 K: 1 S: 10	H: 0 LOB: 0 BB: 0 P: 17	1B: 1 2B: 0 3B: 0 HR: 1	SF: 0 SAC: 1 DP: 2 HBP: 0	WP: 0 PB: 0 SB: 0 CS: 0	PA: 28							
PITCHER	IP	WLS	BF	H	R	ER	SO	BB	IBB	HBP	BLK	WP	HR	S	P	ERA	WHIP										
34 Félix Hernández, R (1, 1) ERA: 2.31	8.0	L	28	2	1	1	5	4	0	0	0	0	1	71	110	1.12	0.750										

Seattle Mariners @ Toronto Blue Jays
Rogers Centre, Toronto, ON
Thu Sep 23 2010, 12:40 PM - 3:00 PM EDT
Att: 12,590 - Cloudy - 64 F

AB 23
R 1
H 2
RBI 1
BB 4
SO 5
LOB 5



Batter	1	2	3	4	5	6	7	8	9	AB	R	H	RBI	BB	SO	LOB	TOP				
1 Brian Roberts, S OBP: 0.361, SLG: 0.407										5	1	2	0	0	1	3	<p>Baltimore Orioles @ Toronto Blue Jays Rogers Centre, Toronto, ON Fri Sep 24 2010, 7:11 PM - 10:02 PM EDT Att: 13,412 - Cloudy - 73 F</p>				
21 Nick Markakis, L OBP: 0.344, SLG: 0.424										5	1	3	1	0	0	2					
10 Adam Jones, R OBP: 0.325, SLG: 0.446										5	0	0	0	0	3	5					
23 Ty Wigington, R OBP: 0.320, SLG: 0.424										5	0	3	0	0	1	1					
9 Jake Fox, R OBP: 0.255, SLG: 0.386										3	1	0	0	0	0	3					
30 Luke Scott, L OBP: 0.360, SLG: 0.545									1	1	0	0	1	0	2						
14 Nolan Reimold, R OBP: 0.303, SLG: 0.362										5	0	3	1	0	1	3					
15 Craig Tatum, R OBP: 0.255, SLG: 0.300										4	0	2	0	0	1	3					
18 Felix Pie, L OBP: 0.309, SLG: 0.408										1	0	0	0	0	1	2					
29 Brandon Snyder, R OBP: 0.273, SLG: 0.364										4	0	2	1	0	1	1					
6 Corey Patterson, L OBP: 0.323, SLG: 0.416										1	0	1	1	0	0	0					
3 Cesar Izturis, S OBP: 0.279, SLG: 0.273										3	0	0	0	1	0	4					
32 Matt Wieters, S OBP: 0.326, SLG: 0.385										1	0	0	0	0	0	2					
Inning Stats	R: 0 E: 0 K: 0 S: 9	H: 1 LOB: 1 BB: 0 P: 15	R: 1 E: 1 K: 2 S: 13	H: 2 LOB: 2 BB: 0 P: 15	R: 0 E: 0 K: 1 S: 10	H: 2 LOB: 2 BB: 0 P: 15	R: 0 E: 0 K: 0 S: 9	H: 1 LOB: 1 BB: 0 P: 12	R: 0 E: 0 K: 1 S: 12	H: 2 LOB: 1 BB: 0 P: 14	R: 2 E: 0 K: 1 S: 17	H: 4 LOB: 2 BB: 0 P: 25	R: 0 E: 0 K: 2 S: 16	H: 1 LOB: 2 BB: 1 P: 28	R: 1 E: 0 K: 2 S: 15	H: 2 LOB: 2 BB: 1 P: 30	1B: 12 2B: 4 3B: 0 HR: 0	SF: 0 SAC: 0 DP: 1 HBP: 0	WP: 0 PB: 0 SB: 0 CS: 0	PA: 45	
PITCHER	IP WLS BF H R ER SO BB IBB HBP BLK WP HR S P ERA WHIP	IP WLS BF H R ER SO BB IBB HBP BLK WP HR S P ERA WHIP	IP WLS BF H R ER SO BB IBB HBP BLK WP HR S P ERA WHIP	IP WLS BF H R ER SO BB IBB HBP BLK WP HR S P ERA WHIP	IP WLS BF H R ER SO BB IBB HBP BLK WP HR S P ERA WHIP	IP WLS BF H R ER SO BB IBB HBP BLK WP HR S P ERA WHIP	IP WLS BF H R ER SO BB IBB HBP BLK WP HR S P ERA WHIP	IP WLS BF H R ER SO BB IBB HBP BLK WP HR S P ERA WHIP	IP WLS BF H R ER SO BB IBB HBP BLK WP HR S P ERA WHIP	IP WLS BF H R ER SO BB IBB HBP BLK WP HR S P ERA WHIP	IP WLS BF H R ER SO BB IBB HBP BLK WP HR S P ERA WHIP	IP WLS BF H R ER SO BB IBB HBP BLK WP HR S P ERA WHIP	IP WLS BF H R ER SO BB IBB HBP BLK WP HR S P ERA WHIP	IP WLS BF H R ER SO BB IBB HBP BLK WP HR S P ERA WHIP	IP WLS BF H R ER SO BB IBB HBP BLK WP HR S P ERA WHIP	IP WLS BF H R ER SO BB IBB HBP BLK WP HR S P ERA WHIP	IP WLS BF H R ER SO BB IBB HBP BLK WP HR S P ERA WHIP	IP WLS BF H R ER SO BB IBB HBP BLK WP HR S P ERA WHIP	IP WLS BF H R ER SO BB IBB HBP BLK WP HR S P ERA WHIP	IP WLS BF H R ER SO BB IBB HBP BLK WP HR S P ERA WHIP	IP WLS BF H R ER SO BB IBB HBP BLK WP HR S P ERA WHIP

AB 43
R 4
H 16
RBI 4
BB 2
SO 9
LOB 31



Batter	1	2	3	4	5	6	7	8	9	AB	R	H	RBI	BB	SO	LOB	BOTTOM				
1 Dewayne Wise, L OBP: 0.277, SLG: 0.398										4	0	0	0	0	1	0	<p>Baltimore Orioles @ Toronto Blue Jays Rogers Centre, Toronto, ON Fri Sep 24 2010, 7:11 PM - 10:02 PM EDT Att: 13,412 - Cloudy - 73 F</p>				
5 Yunel Escobar, R OBP: 0.338, SLG: 0.328										4	2	2	0	0	0	0					
19 José Bautista, R OBP: 0.387, SLG: 0.635										2	3	2	3	2	0	0					
10 Vernon Wells, R OBP: 0.330, SLG: 0.516										3	1	1	2	1	0	0					
35 Lyle Overbay, L OBP: 0.333, SLG: 0.435										3	0	0	1	1	1	0					
2 Aaron Hill, R OBP: 0.274, SLG: 0.394										3	0	0	0	1	0	3					
26 Adam Lind, L OBP: 0.285, SLG: 0.419										4	0	0	0	0	1	4					
14 John Buck, R OBP: 0.301, SLG: 0.474										3	0	0	0	0	2	1					
12 Edwin Encarnación, R OBP: 0.297, SLG: 0.435										3	0	0	0	0	0	1					
Inning Stats	R: 1 E: 0 K: 0 S: 9	H: 1 LOB: 0 BB: 0 P: 14	R: 0 E: 0 K: 0 S: 10	H: 0 LOB: 0 BB: 0 P: 17	R: 0 E: 0 K: 1 S: 9	H: 0 LOB: 0 BB: 0 P: 13	R: 2 E: 0 K: 1 S: 8	H: 1 LOB: 0 BB: 1 P: 16	R: 0 E: 0 K: 0 S: 5	H: 0 LOB: 0 BB: 0 P: 8	R: 2 E: 0 K: 1 S: 13	H: 2 LOB: 0 BB: 0 P: 18	R: 0 E: 0 K: 2 S: 8	H: 0 LOB: 1 BB: 1 P: 18	R: 1 E: 0 K: 0 S: 10	H: 1 LOB: 3 BB: 3 P: 26		1B: 2 2B: 0 3B: 0 HR: 3	SF: 0 SAC: 0 DP: 0 HBP: 0	WP: 0 PB: 0 SB: 1 CS: 0	PA: 34
PITCHER	IP WLS BF H R ER SO BB IBB HBP BLK WP HR S P ERA WHIP	IP WLS BF H R ER SO BB IBB HBP BLK WP HR S P ERA WHIP	IP WLS BF H R ER SO BB IBB HBP BLK WP HR S P ERA WHIP	IP WLS BF H R ER SO BB IBB HBP BLK WP HR S P ERA WHIP	IP WLS BF H R ER SO BB IBB HBP BLK WP HR S P ERA WHIP	IP WLS BF H R ER SO BB IBB HBP BLK WP HR S P ERA WHIP	IP WLS BF H R ER SO BB IBB HBP BLK WP HR S P ERA WHIP	IP WLS BF H R ER SO BB IBB HBP BLK WP HR S P ERA WHIP	IP WLS BF H R ER SO BB IBB HBP BLK WP HR S P ERA WHIP	IP WLS BF H R ER SO BB IBB HBP BLK WP HR S P ERA WHIP	IP WLS BF H R ER SO BB IBB HBP BLK WP HR S P ERA WHIP	IP WLS BF H R ER SO BB IBB HBP BLK WP HR S P ERA WHIP	IP WLS BF H R ER SO BB IBB HBP BLK WP HR S P ERA WHIP	IP WLS BF H R ER SO BB IBB HBP BLK WP HR S P ERA WHIP	IP WLS BF H R ER SO BB IBB HBP BLK WP HR S P ERA WHIP	IP WLS BF H R ER SO BB IBB HBP BLK WP HR S P ERA WHIP	IP WLS BF H R ER SO BB IBB HBP BLK WP HR S P ERA WHIP	IP WLS BF H R ER SO BB IBB HBP BLK WP HR S P ERA WHIP	IP WLS BF H R ER SO BB IBB HBP BLK WP HR S P ERA WHIP	IP WLS BF H R ER SO BB IBB HBP BLK WP HR S P ERA WHIP	IP WLS BF H R ER SO BB IBB HBP BLK WP HR S P ERA WHIP

AB 29
R 6
H 5
RBI 6
BB 5
SO 5
LOB 9



Batter	1	2	3	4	5	6	7	8	9	10	11	AB	R	H	RBI	BB	SO	LOB	TOP				
1 Brian Roberts, S OBP: 0.364, SLG: 0.405												4	0	1	0	2	0	4					
2 Julio Lugo, R OBP: 0.282, SLG: 0.282												3	0	0	1	1	2	5					
30 Luke Scott, L OBP: 0.399, SLG: 0.544												1	0	0	0	0	0	0					
21 Nick Markakis, L OBP: 0.387, SLG: 0.423												4	0	1	1	1	0	1					
23 Ty Wigginton, R OBP: 0.320, SLG: 0.428												4	1	1	1	1	1	5					
10 Adam Jones, R OBP: 0.324, SLG: 0.444												5	1	1	0	0	1	1					
9 Jake Fox, R OBP: 0.259, SLG: 0.392												5	0	2	0	0	1	0					
14 Nolan Reimold, R OBP: 0.298, SLG: 0.349												4	1	0	0	1	1	2					
29 Brandon Snyder, R OBP: 0.250, SLG: 0.375												5	1	1	1	0	0	2					
3 Cesar Izturis, S OBP: 0.280, SLG: 0.273												4	0	1	0	1	1	2					
Inning Stats	R: 0 E: 0 K: 1 S: 8	H: 1 LOB: 1 BB: 1 P: 15	R: 3 E: 0 K: 1 S: 23	H: 3 LOB: 3 BB: 3 P: 42	R: 0 E: 0 K: 0 S: 11	H: 0 LOB: 0 BB: 0 P: 16	R: 0 E: 0 K: 1 S: 13	H: 1 LOB: 1 BB: 0 P: 17	R: 0 E: 0 K: 0 S: 9	H: 0 LOB: 0 BB: 1 P: 15	R: 1 E: 0 K: 0 S: 9	H: 1 LOB: 0 BB: 0 P: 15	R: 0 E: 0 K: 1 S: 9	H: 0 LOB: 0 BB: 0 P: 14	R: 0 E: 0 K: 2 S: 9	H: 0 LOB: 0 BB: 0 P: 13	R: 0 E: 0 K: 0 S: 9	H: 0 LOB: 0 BB: 0 P: 14	1B: 5 2B: 3 3B: 0 HR: 1	SF: 0 SAC: 0 DP: 3 HBP: 0	WP: 0 PB: 0 SB: 1 CS: 0	PA: 46	
PITCHER	IP: 5.0 ERA: 3.79	WLS: 23 BF: 7	H: 5 R: 3 ER: 3 SO: 3	BB: 5 IBB: 0 HBP: 0 BLK: 0	WP: 0 HR: 0 S: 64 P: 105	ERA: 5.40 WHIP: 2.000																	
24 Ricky Romero, L ERA: 3.79	56 Brian Tallet, L ERA: 6.21	44 Casey Janssen, R ERA: 3.8	17 Josh Roenicke, R ERA: 5.79	37 Scott Downs, L ERA: 2.73	43 Jesse Carlson, L ERA: 4.38	25 David Purcey, L ERA: 3.62																	

Baltimore Orioles @ Toronto Blue Jays
Rogers Centre, Toronto, ON
Sat Sep 25 2010, 1:09 PM - 4:20 PM EDT
Att: 21,504 - Party Cloudy - 61 F

AB 39
R 4
H 8
RBI 4
BB 7
SO 7
LOB 22



Batter	1	2	3	4	5	6	7	8	9	10	11	AB	R	H	RBI	BB	SO	LOB	BOTTOM							
45 Travis Snider, L OBP: 0.292, SLG: 0.430												5	2	2	1	0	2	3								
5 Yunel Escobar, R OBP: 0.339, SLG: 0.326												3	0	0	0	1	1	0								
19 José Bautista, R OBP: 0.384, SLG: 0.629												5	0	0	0	0	3	4								
10 Vernon Wells, R OBP: 0.329, SLG: 0.513												5	0	1	0	0	1	0								
35 Lyle Overbay, L OBP: 0.332, SLG: 0.439												4	1	1	2	0	0	0								
2 Aaron Hill, R OBP: 0.274, SLG: 0.399												4	1	1	1	0	1	2								
26 Adam Lind, L OBP: 0.285, SLG: 0.418												4	0	1	0	0	0	0								
12 Edwin Encarnación, R OBP: 0.309, SLG: 0.367												3	1	1	1	0	0	1								
6 John McDonald, R OBP: 0.279, SLG: 0.468												0	0	0	0	0	0	0								
8 José Molina, R OBP: 0.303, SLG: 0.367												3	0	1	0	0	2	0								
18 Mike McCoy, R OBP: 0.260, SLG: 0.239												0	0	0	0	0	0	0								
14 John Buck, R OBP: 0.301, SLG: 0.473												1	0	0	0	0	1	1								
Inning Stats	R: 0 E: 0 K: 2 S: 12	H: 0 LOB: 0 BB: 0 P: 16	R: 1 E: 0 K: 0 S: 11	H: 2 LOB: 1 BB: 0 P: 20	R: 1 E: 0 K: 1 S: 8	H: 1 LOB: 0 BB: 0 P: 13	R: 0 E: 0 K: 0 S: 4	H: 0 LOB: 0 BB: 0 P: 8	R: 0 E: 0 K: 1 S: 5	H: 0 LOB: 0 BB: 0 P: 8	R: 1 E: 0 K: 2 S: 20	H: 2 LOB: 2 BB: 0 P: 28	R: 1 E: 0 K: 2 S: 18	H: 2 LOB: 2 BB: 1 P: 26	R: 0 E: 0 K: 1 S: 6	H: 0 LOB: 0 BB: 0 P: 8	R: 0 E: 0 K: 1 S: 10	H: 0 LOB: 0 BB: 0 P: 16	R: 0 E: 0 K: 1 S: 8	H: 0 LOB: 0 BB: 0 P: 12	R: 1 E: 0 K: 0 S: 2	H: 1 LOB: 0 BB: 0 P: 2	1B: 4 2B: 0 3B: 0 HR: 4	SF: 1 SAC: 0 DP: 0 HBP: 2	WP: 1 PB: 0 SB: 0 CS: 0	PA: 41
PITCHER	IP: 6.1 ERA: 3.98	WLS: 27 BF: 7	H: 7 R: 4 ER: 4 SO: 6	BB: 0 IBB: 0 HBP: 0 BLK: 0	WP: 0 HR: 3 S: 67 P: 101	ERA: 5.68 WHIP: 1.105																				
46 Jeremy Guthrie, R ERA: 3.98	51 Michael Gonzalez, L ERA: 4.37	43 Jim Johnson, R ERA: 4.03	19 Koji Uehara, R ERA: 2.93	27 Mark Hendrickson, L ERA: 4.93																						

Baltimore Orioles @ Toronto Blue Jays
Rogers Centre, Toronto, ON
Sat Sep 25 2010, 1:09 PM - 4:20 PM EDT
Att: 21,504 - Party Cloudy - 61 F

AB 37
R 5
H 8
RBI 5
BB 1
SO 11
LOB 11



Batter	1	2	3	4	5	6	7	8	9	AB	R	H	RBI	BB	SO	LOB	TOP	
1 Brian Roberts, S OBP: 0.397, SLG: 0.396										5	0	0	0	0	3	2		
21 Nick Markakis, L OBP: 0.365, SLG: 0.420										4	0	0	0	0	0	1		
23 Ty Wigginton, R OBP: 0.322, SLG: 0.428										3	1	1	0	1	0	1		
30 Luke Scott, L OBP: 0.362, SLG: 0.544										2	0	1	0	1	1	1		
18 Felix Pie, L OBP: 0.304, SLG: 0.401										4	0	0	0	0	1	4		
10 Adam Jones, R OBP: 0.327, SLG: 0.446										4	1	3	1	0	0	1		
32 Matt Wieters, S OBP: 0.323, SLG: 0.383										3	0	0	1	0	1	4		
11 Robert Andino, R OBP: 0.256, SLG: 0.463										4	0	1	0	0	1	2		
3 Cesar Izturis, S OBP: 0.280, SLG: 0.273										4	0	1	0	0	1	1		
Inning Stats	R: 0 H: 0 E: 0 K: 2 S: 12	H: 0 LOB: 1 BB: 1 P: 22	R: 1 H: 1 E: 0 K: 1 S: 10	H: 1 LOB: 0 BB: 0 P: 15	R: 0 H: 1 E: 0 K: 1 S: 10	H: 1 LOB: 2 BB: 0 P: 13	R: 0 H: 0 E: 0 K: 1 S: 10	H: 0 LOB: 1 BB: 0 P: 16	R: 0 H: 3 E: 0 K: 1 S: 15	H: 3 LOB: 2 BB: 0 P: 23	R: 0 H: 0 E: 0 K: 0 S: 10	H: 0 LOB: 0 BB: 0 P: 17	1B: 7 2B: 0 3B: 0 HR: 0	SF: 1 SAC: 0 DP: 0 HBP: 1	WP: 0 PB: 0 SB: 1 CS: 0	PA: 37		
PITCHER	IP: 7.0 WLS: W BF: 28 ERA: 3.63	IP: 0.2 WLS: S BF: 5 ERA: 3.07	IP: 1.1 WLS: S BF: 4 ERA: 3.67	IP: 0.0 WLS: S BF: 0 ERA: 0.00	IP: 0.0 WLS: S BF: 0 ERA: 0.00	IP: 0.0 WLS: S BF: 0 ERA: 0.00	IP: 0.0 WLS: S BF: 0 ERA: 0.00	IP: 0.0 WLS: S BF: 0 ERA: 0.00	IP: 0.0 WLS: S BF: 0 ERA: 0.00	IP: 0.0 WLS: S BF: 0 ERA: 0.00	IP: 0.0 WLS: S BF: 0 ERA: 0.00	IP: 0.0 WLS: S BF: 0 ERA: 0.00	IP: 0.0 WLS: S BF: 0 ERA: 0.00	IP: 0.0 WLS: S BF: 0 ERA: 0.00	IP: 0.0 WLS: S BF: 0 ERA: 0.00	IP: 0.0 WLS: S BF: 0 ERA: 0.00	IP: 0.0 WLS: S BF: 0 ERA: 0.00	IP: 0.0 WLS: S BF: 0 ERA: 0.00

Baltimore Orioles @ Toronto Blue Jays
Rogers Centre, Toronto, ON
Sun Sep 26 20:10, 1:11 PM - 3:58 PM EDT
Att: 17,831 - Partly Cloudy - 57 F

AB 33
R 2
H 7
RBI 2
BB 2
SO 8
LOB 17



Batter	1	2	3	4	5	6	7	8	9	AB	R	H	RBI	BB	SO	LOB	BOTTOM	
45 Travis Snider, L OBP: 0.295, SLG: 0.429										3	1	1	0	1	1	2		
2 Aaron Hill, R OBP: 0.272, SLG: 0.396										4	0	0	0	0	2	2		
18 Mike McCoy, R OBP: 0.260, SLG: 0.239										0	0	0	0	0	0	0		
19 José Bautista, R OBP: 0.384, SLG: 0.627										2	1	0	0	0	0	1		
10 Vernon Wells, R OBP: 0.329, SLG: 0.511										4	0	1	1	0	0	2		
35 Lyle Overbay, L OBP: 0.332, SLG: 0.439										4	0	1	1	0	1	1		
14 John Buck, R OBP: 0.305, SLG: 0.474										3	2	2	0	1	0	1		
26 Adam Lind, L OBP: 0.288, SLG: 0.422										4	1	3	0	0	0	1		
12 Edwin Encarnación, R OBP: 0.297, SLG: 0.439										3	0	0	0	0	1	5		
6 John McDonald, R OBP: 0.280, SLG: 0.468										2	0	1	3	0	1	1		
Inning Stats	R: 1 H: 1 E: 0 K: 2 S: 14	H: 1 LOB: 1 BB: 1 P: 26	R: 1 H: 1 E: 0 K: 0 S: 14	H: 1 LOB: 1 BB: 1 P: 22	R: 1 H: 1 E: 0 K: 1 S: 8	H: 1 LOB: 1 BB: 0 P: 15	R: 0 H: 1 E: 0 K: 2 S: 16	H: 1 LOB: 1 BB: 0 P: 24	R: 0 H: 3 E: 0 K: 1 S: 12	H: 3 LOB: 1 BB: 0 P: 22	R: 0 H: 1 E: 0 K: 0 S: 11	H: 1 LOB: 0 BB: 0 P: 16	R: 0 H: 1 E: 0 K: 0 S: 11	H: 1 LOB: 1 BB: 0 P: 13	1B: 7 2B: 3 3B: 0 HR: 0	SF: 1 SAC: 0 DP: 2 HBP: 2	WP: 0 PB: 0 SB: 1 CS: 0	PA: 34
PITCHER	IP: 4.0 WLS: L BF: 19 ERA: 5.09	IP: 0.1 WLS: S BF: 2 ERA: 4.93	IP: 1.2 WLS: S BF: 6 ERA: 4.5	IP: 2.0 WLS: S BF: 7 ERA: 4.31	IP: 0.0 WLS: S BF: 0 ERA: 0.00	IP: 0.0 WLS: S BF: 0 ERA: 0.00	IP: 0.0 WLS: S BF: 0 ERA: 0.00	IP: 0.0 WLS: S BF: 0 ERA: 0.00	IP: 0.0 WLS: S BF: 0 ERA: 0.00	IP: 0.0 WLS: S BF: 0 ERA: 0.00	IP: 0.0 WLS: S BF: 0 ERA: 0.00	IP: 0.0 WLS: S BF: 0 ERA: 0.00	IP: 0.0 WLS: S BF: 0 ERA: 0.00	IP: 0.0 WLS: S BF: 0 ERA: 0.00	IP: 0.0 WLS: S BF: 0 ERA: 0.00	IP: 0.0 WLS: S BF: 0 ERA: 0.00	IP: 0.0 WLS: S BF: 0 ERA: 0.00	IP: 0.0 WLS: S BF: 0 ERA: 0.00

Baltimore Orioles @ Toronto Blue Jays
Rogers Centre, Toronto, ON
Sun Sep 26 20:10, 1:11 PM - 3:58 PM EDT
Att: 17,831 - Partly Cloudy - 57 F

AB 29
R 5
H 9
RBI 5
BB 2
SO 6
LOB 16




Batter	1	2	3	4	5	6	7	8	9	AB	R	H	RBI	BB	SO	LOB	TOP										
2 Derek Jeter, R OBP: 0.338, SLG: 0.369										4	1	2	0	1	1	1	New York Yankees @ Toronto Blue Jays Rogers Centre, Toronto, ON Wed Sep 29 2010, 7:43 PM - 10:46 PM EDT Att: 33,143 - Partly Cloudy - 63 F										
33 Nick Swisher, S OBP: 0.360, SLG: 0.508										5	0	2	0	0	1	5											
25 Mark Teixeira, S OBP: 0.367, SLG: 0.487										5	0	1	0	0	0	6											
13 Alex Rodriguez, R OBP: 0.342, SLG: 0.514										5	1	1	2	0	0	2											
24 Robinson Cano, L OBP: 0.374, SLG: 0.524										4	1	0	0	0	0	1											
38 Marcus Thames, R OBP: 0.353, SLG: 0.498										4	0	1	0	0	0	1											
26 Austin Kearns, R OBP: 0.354, SLG: 0.398										3	1	0	0	1	0	1											
17 Francisco Cervelli, R OBP: 0.355, SLG: 0.327										3	0	3	1	1	0	0											
27 Greg Golson, R OBP: 0.261, SLG: 0.348										4	0	1	1	0	0	3											
Inning Stats	R: 0 E: 0 K: 1 S: 9	H: 1 LOB: 1 BB: 0 P: 13	R: 0 E: 0 K: 0 S: 11	H: 0 LOB: 0 BB: 0 P: 16	R: 0 E: 0 K: 0 S: 8	H: 2 LOB: 2 BB: 0 P: 12	R: 0 E: 0 K: 0 S: 15	H: 1 LOB: 1 BB: 0 P: 20	R: 0 E: 0 K: 1 S: 10	H: 2 LOB: 2 BB: 0 P: 15	R: 3 E: 0 K: 0 S: 15	H: 4 LOB: 2 BB: 1 P: 25	R: 0 E: 0 K: 0 S: 4	H: 0 LOB: 0 BB: 0 P: 4	R: 0 E: 0 K: 0 S: 9	H: 0 LOB: 1 BB: 1 P: 14		R: 1 E: 0 K: 0 S: 16	H: 1 LOB: 1 BB: 1 P: 25	1B: 9 2B: 1 3B: 0 HR: 1	SF: 0 SAC: 0 DP: 1 HBP: 1	WP: 0 PB: 0 SB: 0 CS: 0	PA: 41				
PITCHER	IP	WLS	BF	H	R	ER	SO	BB	IBB	HBP	BLK	WP	HR	S	P	ERA	WHIP										
27 Brett Cecil, L ERA: 4.22	5.1	W	27	9	3	3	2	1	0	1	0	0	1	62	92	5.06	1.875										
54 Jason Frasor, R ERA: 3.57	1.2	H	5	1	0	0	0	0	0	0	0	0	0	10	13	0.00	0.600										
57 Shawn Camp, R ERA: 3.03	1.0		4	0	0	0	0	1	0	0	0	0	0	9	14	0.00	1.000										
43 Jesse Carlson, L ERA: 4.97	0.0		2	1	1	1	0	1	0	0	0	0	0	10	15	∞	∞										
63 Kevin Gregg, R ERA: 3.29	1.0		3	0	0	0	0	0	0	0	0	0	0	6	10	0.00	0.000										

Batter	1	2	3	4	5	6	7	8	9	AB	R	H	RBI	BB	SO	LOB	BOTTOM										
45 Travis Snider, L OBP: 0.305, SLG: 0.460										5	1	2	2	0	1	2	New York Yankees @ Toronto Blue Jays Rogers Centre, Toronto, ON Wed Sep 29 2010, 7:43 PM - 10:46 PM EDT Att: 33,143 - Partly Cloudy - 63 F										
5 Yunel Escobar, R OBP: 0.340, SLG: 0.324										4	1	2	0	0	0	2											
19 José Bautista, R OBP: 0.379, SLG: 0.614										4	0	0	0	0	0	2											
10 Vernon Wells, R OBP: 0.332, SLG: 0.518										4	1	2	0	0	0	1											
35 Lyle Overbay, L OBP: 0.330, SLG: 0.435										3	1	0	0	1	1	3											
2 Aaron Hill, R OBP: 0.274, SLG: 0.401										3	2	2	4	1	0	0											
26 Adam Lind, L OBP: 0.287, SLG: 0.420										4	0	1	0	0	1	1											
14 John Buck, R OBP: 0.307, SLG: 0.486										4	1	2	1	0	1	2											
6 John McDonald, R OBP: 0.274, SLG: 0.459										4	1	1	1	0	1	2											
Inning Stats	R: 1 E: 0 K: 0 S: 10	H: 3 LOB: 1 BB: 0 P: 15	R: 2 E: 0 K: 0 S: 16	H: 3 LOB: 1 BB: 0 P: 24	R: 0 E: 0 K: 0 S: 8	H: 1 LOB: 0 BB: 0 P: 11	R: 1 E: 0 K: 0 S: 12	H: 1 LOB: 1 BB: 1 P: 20	R: 3 E: 0 K: 0 S: 12	H: 2 LOB: 0 BB: 1 P: 24	R: 0 E: 0 K: 0 S: 13	H: 1 LOB: 0 BB: 0 P: 17	R: 1 E: 1 K: 2 S: 15	H: 1 LOB: 1 BB: 0 P: 24	R: 0 E: 0 K: 3 S: 10	H: 0 LOB: 0 BB: 0 P: 16		1B: 8 2B: 2 3B: 0 HR: 3	SF: 0 SAC: 0 DP: 2 HBP: 0	WP: 2 PB: 0 SB: 1 CS: 0	PA: 37						
PITCHER	IP	WLS	BF	H	R	ER	SO	BB	IBB	HBP	BLK	WP	HR	S	P	ERA	WHIP										
31 Javier Vazquez, R ERA: 5.32	4.2	L	24	10	7	7	0	2	0	0	0	0	3	55	89	13.50	2.571										
61 Royce Ring, L ERA: 4.5	0.1		1	0	0	0	0	0	0	0	0	0	0	3	5	0.00	0.000										
30 David Robertson, R ERA: 3.62	1.0		4	1	0	0	0	0	0	0	0	0	0	13	17	0.00	1.000										
62 Joba Chamberlain, R ERA: 4.39	1.0		5	1	1	0	2	0	0	0	0	1	0	15	24	0.00	1.000										
45 Sergio Mitre, R ERA: 3.44	1.0		3	0	0	0	3	0	0	0	0	0	0	10	16	0.00	0.000										

AB	37
R	4
H	11
RBI	4
BB	3
SO	2
LOB	20



AB	35
R	8
H	12
RBI	8
BB	2
SO	5
LOB	15



Batter	1	2	3	4	5	6	7	8	9	AB	R	H	RBI	BB	SO	LOB	TOP					
45 Travis Snider, L (1,7) OBP: 0.309, SLG: 0.471										6	2	3	2	0	2	3						
5 Yunel Escobar, R (1,6) OBP: 0.339, SLG: 0.321										4	1	0	0	1	1	1						
19 José Bautista, R (1,3) OBP: 0.381, SLG: 0.625										5	3	3	5	0	1	0						
10 Vernon Wells, R (1,8) OBP: 0.330, SLG: 0.515										4	0	0	0	0	0	1						
1 Dewayne Wise, L (8,8)										0	1	0	0	0	0	0						
14 John Buck, R (1,10) OBP: 0.308, SLG: 0.486										4	0	1	1	1	1	1						
2 Aaron Hill, R (1,4) OBP: 0.274, SLG: 0.399										3	1	0	0	1	2	3						
3 Jarrett Hoffpauir, R (9,PH) OBP: 0.273, SLG: 0.258										1	0	1	0	0	0	0						
12 Edwin Encarnación, R (1,5) OBP: 0.288, SLG: 0.453										4	3	3	3	1	0	1						
8 José Molina, R (1,2) OBP: 0.305, SLG: 0.380										5	1	1	1	0	3	4						
18 Mike McCoy, R (1,9) OBP: 0.268, SLG: 0.240										4	1	1	1	1	1	1						
Inning Stats	R: 0 K: 2 S: 8	H: 0 LOB: 0 BB: 14	R: 2 K: 1 S: 13	H: 1 LOB: 0 BB: 1 P: 20	R: 0 K: 1 S: 6	H: 1 LOB: 0 BB: 0 P: 8	R: 0 K: 0 S: 7	H: 0 LOB: 0 BB: 0 P: 12	R: 2 K: 2 S: 14	H: 2 LOB: 0 BB: 0 P: 24	R: 1 K: 1 S: 13	H: 2 LOB: 1 BB: 0 P: 19	R: 4 K: 1 S: 13	H: 2 LOB: 3 BB: 3 P: 31	R: 2 K: 1 S: 16	H: 2 LOB: 0 BB: 24	R: 2 K: 2 S: 18	H: 3 LOB: 1 BB: 1 P: 29	1B: 6 HR: 6	SF: 0 2B: 1 3B: 0 HBP: 1	WP: 0 PB: 1 SB: 0 CS: 0	PA: 46
PITCHER	IP WLS BF H R ER SO BB IBB HBP BLK WP HR S P ERA WHIP																					
47 Francisco Lirio, L (1,1) ERA: 3.62	5.1 L 23 6 5 5 6 1 0 0 0 0 0 3 57 91 8.44 1.312																					
31 Alex Burnett, R (6,1) ERA: 5.29	1.0 6 1 3 3 1 2 0 0 0 0 0 0 8 20 27.00 3.000																					
17 Pat Neshek, R (7,1) ERA: 5.0	0.2 4 1 1 1 1 1 0 0 0 0 0 1 9 17 13.50 3.000																					
49 Jeff Manship, R (8,1) ERA: 5.29	1.0 5 2 2 2 1 0 0 0 0 0 0 1 16 24 18.00 2.000																					
50 Jose Mijares, L (9,1) ERA: 3.41	1.0 8 3 2 2 2 1 0 1 0 0 0 1 18 29 18.00 4.000																					

Toronto Blue Jays @ Minnesota Twins
Target Field, Minneapolis, MN
Thu Sep 30 2010, 7:13 PM - 10:18 PM CDT
Att: 39,477 - Clear - 69 F

livebaseballscores.com

AB 40
R 13
H 13
RBI 13
BB 5
SO 11
LOB 15

Batter	1	2	3	4	5	6	7	8	9	AB	R	H	RBI	BB	SO	LOB	BOTTOM					
2 Denard Span, L (1,8) OBP: 0.335, SLG: 0.353										4	0	1	0	0	0	0						
1 Orlando Hudson, S (1,4) OBP: 0.333, SLG: 0.369										3	0	0	0	1	0	2						
24 Trevor Plouffe, R (8,4) OBP: 0.108, SLG: 0.222										0	0	0	0	0	0	0						
7 Joe Mauer, L (1,10) OBP: 0.404, SLG: 0.469										4	0	0	0	0	0	1						
21 Delmon Young, R (1,7) OBP: 0.333, SLG: 0.489										4	0	0	0	0	1	2						
37 Ben Revere, L (9,7) OBP: 0.250, SLG: 0.192										2	1	0	0	1	0	1						
16 Jason Kubel, L (1,9) OBP: 0.319, SLG: 0.425										1	0	0	0	1	0	1						
18 Jason Repko, R (8,PH) OBP: 0.329, SLG: 0.352										1	0	0	0	1	0	1						
5 Michael Cuddyer, R (1,3) OBP: 0.337, SLG: 0.418										3	0	1	1	0	0	0						
20 Matt Tolbert, S (8,3) OBP: 0.299, SLG: 0.388										1	0	0	0	0	0	0						
22 Danny Valencia, R (1,5) OBP: 0.363, SLG: 0.465										3	1	1	0	1	1	0						
27 J.J. Hardy, R (1,6) OBP: 0.323, SLG: 0.401										4	0	0	0	0	1	3						
41 Drew Butera, R (1,2) OBP: 0.242, SLG: 0.302										3	0	1	1	0	0	0						
Inning Stats	R: 0 K: 0 S: 13	H: 0 LOB: 1 BB: 0 P: 25	R: 0 K: 1 S: 11	H: 0 LOB: 0 BB: 0 P: 20	R: 0 K: 0 S: 5	H: 0 LOB: 0 BB: 0 P: 8	R: 0 K: 0 S: 7	H: 0 LOB: 1 BB: 1 P: 16	R: 1 K: 0 S: 17	H: 3 LOB: 2 BB: 0 P: 27	R: 1 K: 2 S: 22	H: 1 LOB: 2 BB: 2 P: 38	R: 0 K: 0 S: 7	H: 0 LOB: 0 BB: 13	R: 0 K: 1 S: 6	H: 0 LOB: 0 BB: 24	R: 0 K: 0 S: 6	H: 0 LOB: 0 BB: 10	1B: 2 HR: 0	SF: 0 2B: 1 3B: 1 HBP: 0	WP: 0 PB: 0 SB: 0 CS: 0	PA: 35
PITCHER	IP WLS BF H R ER SO BB IBB HBP BLK WP HR S P ERA WHIP																					
31 Shawn Hill, R (1,1) ERA: 2.61	4.2 19 3 1 1 1 1 0 0 0 0 0 0 4 6 0.00 0.000																					
56 Brian Tallet, L (5,1) ERA: 6.4	0.2 2 0 0 0 0 0 0 0 0 0 0 0 4 6 0.00 0.000																					
67 Robert Ray, R (6,1) ERA: 2.45	0.1 4 1 1 1 1 2 0 0 0 0 0 0 16 29 27.00 9.000																					
44 Casey Janssen, R (6,1) ERA: 3.67	1.1 W 4 0 0 0 1 0 0 0 0 0 0 0 11 19 0.00 0.000																					
25 David Purcey, L (8,1) ERA: 3.71	1.0 3 0 0 0 0 1 0 0 0 0 0 0 6 9 0.00 0.000																					
PITCHER	IP WLS BF H R ER SO BB IBB HBP BLK WP HR S P ERA WHIP																					
30 Taylor Buchholz, R (9,1) ERA: 3.75	1.0 3 0 0 0 0 0 0 0 0 0 0 0 6 10 0.00 0.000																					

Toronto Blue Jays @ Minnesota Twins
Target Field, Minneapolis, MN
Thu Sep 30 2010, 7:13 PM - 10:18 PM CDT
Att: 39,477 - Clear - 69 F

livebaseballscores.com


AB 32
R 2
H 4
RBI 2
BB 3
SO 4
LOB 9

Batter	1	2	3	4	5	6	7	8	9	AB	R	H	RBI	BB	SO	LOB	TOP					
45 Travis Snider, L (1,7) OBP: 0.304, SLG: 0.463 1 Dewayne Wise, L (8,7) OBP: 0.283, SLG: 0.398	G6-3		F7		G6-3		E4	G6-3		5	0	0	0	0	0	3						
5 Yunel Escobar, R (1,6) OBP: 0.338, SLG: 0.318	G6-3			G5-3			G6-4-3		K	4	0	0	0	1	1	2						
19 José Bautista, R (1,9) OBP: 0.381, SLG: 0.625	K			10 2B	F8		K		10 S	5	0	2	0	0	2	3						
10 Vernon Wells, R (1,8) OBP: 0.332, SLG: 0.515		P3		1B	2B	F8		26 F9	35 1B	3	1	1	0	2	0	0						
35 Lyle Overbay, L (1,3) OBP: 0.332, SLG: 0.438		1B		G1-3		2B		12 HR	14 1B	5	1	3	0	0	0	4						
2 Aaron Hill, R (1,4) OBP: 0.271, SLG: 0.395		F9		G5-3		F7		K	K	5	0	0	0	0	2	8						
26 Adam Lind, L (1,10)		K						F9		4	1	1	0	0	1	4						
14 John Buck, R (1,2)			F9					45 E	12 1B	4	2	3	1	0	0	0						
12 Edwin Encarnación, R (1,5) OBP: 0.303, SLG: 0.466			G5-3					5 G6-4-3	45 E	4	1	3	4	0	0	0						
Inning Stats	R: 0 E: 0 K: 1 S: 8	H: 0 LOB: 0 BB: 0 P: 15	R: 0 E: 0 K: 1 S: 10	H: 1 LOB: 1 BB: 0 P: 12	R: 0 E: 0 K: 0 S: 6	H: 0 LOB: 0 BB: 0 P: 7	R: 0 E: 0 K: 0 S: 11	H: 2 LOB: 2 BB: 0 P: 14	R: 1 E: 0 K: 0 S: 15	H: 3 LOB: 2 BB: 1 P: 25	R: 0 E: 0 K: 0 S: 7	H: 1 LOB: 1 BB: 0 P: 12	R: 1 E: 1 K: 1 S: 10	H: 2 LOB: 1 BB: 0 P: 15	R: 4 E: 0 K: 1 S: 23	H: 3 LOB: 0 BB: 1 P: 37	R: 0 E: 0 K: 2 S: 10	H: 1 LOB: 2 BB: 1 P: 20	1B: 8 2B: 4 3B: 0 HR: 1	SF: 0 SAC: 0 DP: 1 HBP: 0	WP: 0 PB: 0 SB: 1 CS: 0	PA: 42
PITCHER	IP	WLS	BF	H	R	ER	SO	BB	IBB	HBP	BLK	WP	HR	S	P	ERA	WHIP					
48 Carl Pavano, R (1,1) ERA: 3.75	7.0		30	9	2	1	3	1	0	0	0	0	0	67	100	1.29	1.429					
28 Jesse Crain, R (8,1) ERA: 3.04	1.0	L	7	3	4	4	1	1	0	0	0	0	1	23	37	36.00	4.000					
15 Glen Perkins, L (9,1) ERA: 6.1	1.0		5	1	0	0	2	0	1	0	0	0	0	10	20	0.00	1.000					

Toronto Blue Jays @ Minnesota Twins
Target Field, Minneapolis, MN
Fri Oct 01 2010, 7:13 PM - 9:59 PM CDT
Att: 39,937 - Partly Cloudy - 58 F

livebaseballscorecards.com

AB 39
R 6
H 13
RBI 5
BB 3
SO 6
LOB 24




Batter	1	2	3	4	5	6	7	8	9	AB	R	H	RBI	BB	SO	LOB	BOTTOM					
2 Denard Span, L (1,8) OBP: 0.335, SLG: 0.353	L8		G4-3			7 1B		G4-3		4	1	1	0	0	0	0						
27 J.J. Hardy, R (1,6) OBP: 0.320, SLG: 0.396	G1-3			G4-3		K		G5-3		4	0	0	0	0	1	1						
7 Joe Mauer, L (1,2) OBP: 0.403, SLG: 0.467	G4-3			G5-3		21 G6-4-3			G4-3	4	0	1	1	0	0	0						
21 Delmon Young, R (1,7) OBP: 0.334, SLG: 0.495		HR			1B	G6-4-3			K	4	1	2	1	0	1	1						
25 Jim Thome, L (1,10) OBP: 0.409, SLG: 0.626 24 Trevor Plouffe, R (7,PH) OBP: 0.128, SLG: 0.316		K		G4-3			K2-3		HR	2	0	0	0	0	1	1						
5 Michael Cuddyer, R (1,3) OBP: 0.336, SLG: 0.418		K			G4-3		F7		16 1B	4	0	1	0	0	1	0						
16 Jason Kubel, L (1,9) OBP: 0.322, SLG: 0.428 18 Jason Repko, R (9,PR) OBP: 0.329, SLG: 0.352		K				1B				0	0	0	0	0	0	0						
22 Danny Valencia, R (1,5) OBP: 0.359, SLG: 0.459			G5-3		F8		F9		P2	4	0	0	0	0	0	4						
8 Nick Punto, S (1,4) OBP: 0.316, SLG: 0.304			F9		G4-3		G4-3			3	0	0	0	0	0	1						
Inning Stats	R: 0 E: 0 K: 0 S: 9	H: 0 LOB: 0 BB: 0 P: 15	R: 1 E: 0 K: 3 S: 12	H: 1 LOB: 0 BB: 0 P: 19	R: 0 E: 0 K: 0 S: 8	H: 0 LOB: 0 BB: 0 P: 11	R: 0 E: 0 K: 0 S: 8	H: 1 LOB: 1 BB: 0 P: 12	R: 0 E: 0 K: 1 S: 11	H: 1 LOB: 0 BB: 0 P: 16	R: 1 E: 0 K: 1 S: 8	H: 2 LOB: 0 BB: 0 P: 14	R: 0 E: 0 K: 1 S: 9	H: 1 LOB: 0 BB: 0 P: 12	R: 0 E: 0 K: 0 S: 9	H: 0 LOB: 0 BB: 0 P: 11	R: 1 E: 0 K: 1 S: 17	H: 3 LOB: 2 BB: 0 P: 24	1B: 6 2B: 1 3B: 0 HR: 2	SF: 0 SAC: 0 DP: 1 HBP: 0	WP: 1 PB: 0 SB: 0 CS: 0	PA: 35
PITCHER	IP	WLS	BF	H	R	ER	SO	BB	IBB	HBP	BLK	WP	HR	S	P	ERA	WHIP					
24 Ricky Romero, L (1,1) ERA: 3.73	8.0		29	6	2	2	5	0	0	0	0	0	0	74	110	2.25	0.750					
54 Jason Frasor, R (9,1) ERA: 3.68	0.2		5	3	1	1	1	0	0	0	0	0	1	16	22	13.50	4.500					
63 Kevin Gregg, R (9,1) ERA: 3.24	0.1	S	1	0	0	0	0	0	0	0	0	0	0	1	2	0.00	0.000					

Toronto Blue Jays @ Minnesota Twins
Target Field, Minneapolis, MN
Fri Oct 01 2010, 7:13 PM - 9:59 PM CDT
Att: 39,937 - Partly Cloudy - 58 F

livebaseballscorecards.com

AB 35
R 3
H 9
RBI 3
BB 0
SO 6
LOB 8



Batter	1	2	3	4	5	6	7	8	9	AB	R	H	RBI	BB	SO	LOB	TOP								
1 Dewayne Wise, L OBP: 0.282, SLG: 0.393										4	0	1	0	0	1	0	Toronto Blue Jays @ Minnesota Twins Target Field, Minneapolis, MN Sun Oct 03 2010, 1:15 PM - 3:15 PM CDT Att: 40,664 - Partly Cloudy - 55 F								
6 John McDonald, R OBP: 0.273, SLG: 0.454										4	0	1	0	0	1	1									
19 José Bautista, R OBP: 0.378, SLG: 0.617										4	0	0	0	0	1	1									
35 Lyle Overbay, L OBP: 0.329, SLG: 0.433											4	0	0	0	0	1									
26 Adam Lind, L OBP: 0.287, SLG: 0.425											3	1	1	1	0	1									
12 Edwin Encarnación, R OBP: 0.355, SLG: 0.482											3	1	1	1	0	1									
9 J.P. Arencibia, R OBP: 0.189, SLG: 0.343											2	0	0	0	1	1									
3 Jarrett Hoffpauir, R OBP: 0.250, SLG: 0.235											3	0	0	0	0	1									
18 Mike McCoy, R OBP: 0.267, SLG: 0.244											3	0	0	0	0	1									
Inning Stats	R: 0 E: 0 K: 1 S: 7	H: 0 LOB: 0 BB: 0 P: 9	R: 0 E: 0 K: 2 S: 11	H: 0 LOB: 0 BB: 0 P: 14	R: 0 E: 0 K: 0 S: 7	H: 0 LOB: 0 BB: 0 P: 11	R: 0 E: 0 K: 0 S: 5	H: 1 LOB: 0 BB: 0 P: 7	R: 1 E: 0 K: 0 S: 15	H: 1 LOB: 1 BB: 1 P: 27	R: 0 E: 0 K: 2 S: 9	H: 0 LOB: 0 BB: 0 P: 12	R: 1 E: 0 K: 1 S: 10	H: 1 LOB: 0 BB: 0 P: 16	R: 0 E: 0 K: 1 S: 7	H: 0 LOB: 0 BB: 0 P: 10	R: 0 E: 0 K: 0 S: 10	H: 1 LOB: 1 BB: 0 P: 13	1B: 2 2B: 0 3B: 0 HR: 2	SF: 0 SAC: 0 DP: 1 HBP: 0	WP: 0 PB: 0 SB: 0 CS: 0	PA: 31			
PITCHER	IP	WLS	BF	H	R	ER	SO	BB	IBB	HBP	BLK	WP	HR	S	P	ERA	WHIP								
53 Nick Blackburn, R ERA: 5.42	7.0	L	24	3	2	2	6	1	0	0	0	0	2	64	96	2.57	0.571								
50 Jose Mijares, L ERA: 3.31	1.0		3	0	0	0	1	0	0	0	0	0	0	7	10	0.00	0.000								
15 Glen Perkins, L ERA: 5.82	1.0		4	1	0	0	0	0	0	0	0	0	0	10	13	0.00	1.000								

Toronto Blue Jays @ Minnesota Twins
Target Field, Minneapolis, MN
Sun Oct 03 2010, 1:15 PM - 3:15 PM CDT
Att: 40,664 - Partly Cloudy - 55 F

AB 30
R 2
H 4
RBI 2
BB 1
SO 7
LOB 4



Batter	1	2	3	4	5	6	7	8	9	AB	R	H	RBI	BB	SO	LOB	BOTTOM								
2 Denard Span, L OBP: 0.331, SLG: 0.348										4	0	0	0	0	1	1	Toronto Blue Jays @ Minnesota Twins Target Field, Minneapolis, MN Sun Oct 03 2010, 1:15 PM - 3:15 PM CDT Att: 40,664 - Partly Cloudy - 55 F								
1 Orlando Hudson, S OBP: 0.338, SLG: 0.372										2	1	1	0	0	0	0									
8 Nick Punto, S OBP: 0.313, SLG: 0.302										2	0	0	0	0	0	1									
7 Joe Mauer, L OBP: 0.402, SLG: 0.469										2	0	1	0	0	1	1									
41 Drew Butera, R OBP: 0.237, SLG: 0.296										1	0	0	0	0	0	0									
26 Jose Morales, S OBP: 0.295, SLG: 0.250										1	0	0	0	0	0	0									
21 Delmon Young, R OBP: 0.333, SLG: 0.493										2	0	0	0	0	0	2									
37 Ben Revere, L OBP: 0.233, SLG: 0.179										2	0	0	0	0	1	0									
25 Jim Thome, L OBP: 0.412, SLG: 0.627										1	0	1	0	0	0	0									
24 Trevor Plouffe, R OBP: 0.143, SLG: 0.317										3	0	1	1	0	0	0									
5 Michael Cuddyer, R OBP: 0.336, SLG: 0.417										1	0	0	0	1	0	1									
20 Matt Tolbert, S OBP: 0.293, SLG: 0.379										1	0	0	0	0	1	0									
16 Jason Kubel, L OBP: 0.323, SLG: 0.427										1	0	0	0	0	0	1									
18 Jason Repko, R OBP: 0.324, SLG: 0.346										2	0	0	0	0	2	2									
22 Danny Valencia, R OBP: 0.351, SLG: 0.448										3	0	0	0	0	1	0									
27 J.J. Hardy, R OBP: 0.320, SLG: 0.394										2	0	0	0	1	1	0									
12 Alexi Casilla, S OBP: 0.331, SLG: 0.395										0	0	0	0	0	0	0									
Inning Stats	R: 0 E: 0 K: 0 S: 11	H: 1 LOB: 1 BB: 0 P: 15	R: 0 E: 0 K: 0 S: 8	H: 1 LOB: 0 BB: 0 P: 11	R: 0 E: 0 K: 1 S: 6	H: 0 LOB: 0 BB: 0 P: 9	R: 1 E: 0 K: 2 S: 19	H: 2 LOB: 2 BB: 1 P: 27	R: 0 E: 0 K: 0 S: 9	H: 0 LOB: 0 BB: 1 P: 15	R: 0 E: 0 K: 0 S: 5	H: 0 LOB: 0 BB: 0 P: 8	R: 0 E: 0 K: 3 S: 10	H: 0 LOB: 0 BB: 0 P: 15	R: 0 E: 0 K: 1 S: 7	H: 0 LOB: 0 BB: 0 P: 10	R: 0 E: 0 K: 1 S: 8	H: 0 LOB: 0 BB: 0 P: 10	1B: 3 2B: 1 3B: 0 HR: 0	SF: 0 SAC: 0 DP: 1 HBP: 0	WP: 0 PB: 1 SB: 1 CS: 0	PA: 32			
PITCHER	IP	WLS	BF	H	R	ER	SO	BB	IBB	HBP	BLK	WP	HR	S	P	ERA	WHIP								
34 Marc Rzepczynski, L ERA: 4.85	7.0	W	26	4	1	0	6	2	0	0	0	0	0	68	100	0.00	0.857								
43 Jesse Carlson, L ERA: 4.61	1.0	H	3	0	0	0	1	0	0	0	0	0	0	7	10	0.00	0.000								
57 Shawn Camp, R ERA: 2.98	1.0	S	3	0	0	0	1	0	0	0	0	0	0	8	10	0.00	0.000								

Toronto Blue Jays @ Minnesota Twins
Target Field, Minneapolis, MN
Sun Oct 03 2010, 1:15 PM - 3:15 PM CDT
Att: 40,664 - Partly Cloudy - 55 F

AB 30
R 1
H 4
RBI 1
BB 2
SO 8
LOB 9

