Toronto Blue Jays - 2011

TOP

Detroit Tigers @ Toronto Blue Jays

Florida Auto Exchange Stadium, Dunedin, FL

Sat Feb 26 2011, 1:11 PM - 3:34 PM EST
Att. 3,998 - Sunny - 74 F

livebaseballscorecards.com

Batter	1	2	3	4	5	6	7	8	9	AB	R	H	RBI	BB	SO	LOB
14 Austin Jackson, R (1, 8) OBP: 0.667, SLG: 0.500	B X 1-0 25 G6-4-3 20 1B 1B		X 0-0 ② F8		B B B 4-0 1-2 20 2B BB		X 0-0 19 FC6-4 1B			2	1	1	0	1	0	0
34 Clete Thomas, L (5, 8) OBP: 1.000, SLG: 1.000										1	0	1	0	0	0	0
20 Scott Sizemore, R (1, 4) OBP: 0.667, SLG: 1.000	X 0-0 25 G6-4-3 1-2 1B		X 0-0 ③ G4-3		X 0-0 1-H 2-H 2B		X 0-0 ③ FC6-4 1-2f			3	0	2	2	0	0	0
19 Cale Iorg, R (5, 6)										1	0	0	0	0	0	1
25 Ryan Raburn, R (1, 7)	X 0-0 ① ② G6-4-3 1-2f 2-3			H 1-0 15 WP 33 1B HBP	X 0-0 ② P4			X 0-0 ① L8		2	1	0	0	0	0	3
72 Andy Dirks, L (5, 7)										1	0	0	0	0	0	0
26 Brennan Boesch, L (1, 10) OBP: 0.250, SLG: 0.250	X 0-0 ③ F8			X 0-0 ① F7	X 0-0 ③ G3-1			X 0-0 39 G5-4-3 1B		4	0	1	0	0	0	3
15 Brandon Inge, R (1, 5) OBP: 0.333, SLG: 0.667		X 0-0 33 G6-3 57 G6-3 2B		B X 1-0 ② F8 1-2		X 0-0 ① F8		X 0-0 ② ③ G5-4-3 1-2f		3	1	1	0	0	0	1
39 Ramon Santiago, S (6, 4)										1	0	0	0	0	0	1
33 Ryan Strieby, R (1, 3) OBP: 0.333, SLG: 0.333		X 0-0 ① G6-3 2-3		X 0-0 2-H 1B		X 0-0 ② G6-3			X 0-0 ① G3	3	0	1	1	0	0	1
65 Scott Thorman, L (6, 3)										1	0	0	0	0	0	0
57 Casper Wells, R (1, 9)		X 0-0 ② G6-3 3-H		S S S 0-3 ③ K		X 0-0 ③ F9			X 0-0 ② G6-3	3	0	0	1	0	1	1
75 Avisaíl García, R (6, 9)										1	0	0	0	0	0	0
29 Danny Worth, R (1, 6) OBP: 0.250, SLG: 0.500		S S S 0-3 ③ K2-3			X 0-0 ① G5-3		X 0-0 ① G4-3		X 0-0 2B	4	0	1	0	0	1	0
(5, 4)																
(6, 5)																
13 Alex Avila, L (1, 2)			S S S 0-3 ① K		B B B 4-0 14 BB 20 2B BB		X 0-0 ② G6-3		S S S 0-3 ③ K	1	1	0	0	1	1	0
63 Max St. Pierre, R (6, 2)										2	0	0	0	0	1	1

Inning Stats	1	2	3	4	5	6	7	8	9
	R: 0 E: 0 K: 0 S: 4 H: 2 LOB: 1 BB: 0 P: 5	R: 1 E: 0 K: 1 S: 6 H: 1 LOB: 0 BB: 0 P: 6	R: 0 E: 0 K: 1 S: 5 H: 0 LOB: 0 BB: 0 P: 5	R: 1 E: 0 K: 1 S: 6 H: 1 LOB: 1 BB: 0 P: 8	R: 2 E: 0 K: 0 S: 4 H: 1 LOB: 1 BB: 2 P: 12	R: 0 E: 0 K: 0 S: 3 H: 0 LOB: 0 BB: 0 P: 3	R: 0 E: 0 K: 0 S: 4 H: 1 LOB: 1 BB: 0 P: 4	R: 0 E: 0 K: 0 S: 3 H: 1 LOB: 0 BB: 0 P: 3	R: 0 E: 0 K: 1 S: 6 H: 1 LOB: 1 BB: 0 P: 6

1B: 5 SF: 0
2B: 3 SAC: 0
3B: 0 DP: 2
HR: 0 HBP: 1

WP: 1 PA: 36
PB: 0
SB: 0
CS: 0

	AB	33
	R	4
	H	8
	RBI	4
	BB	2
	SO	4
	LOB	12

PITCHER		IP	WLS	BF	H	R	ER	SO	BB	IBB	HBP	BLK	WP	HR	S	P	ERA	WHIP
27 Brett Cecil, L ERA: 4.5	(1, 1)	2.0	L	8	3	1	1	1	0	0	0	0	0	0	10	11	4.50	1.500
67 Robert Ray, R ERA: 4.5	(3, 1)	2.0		8	1	1	1	2	0	0	1	0	1	0	11	13	4.50	0.500
43 Jesse Carlson, L ERA: 18.0	(5, 1)	1.0		6	1	2	2	0	2	0	0	0	0	0	4	12	18.00	3.000
25 David Purcey, L ERA:	(6, 1)	1.0		3	0	0	0	0	0	0	0	0	0	0	3	3	0.00	0.000
47 Luis Perez, L ERA:	(7, 1)	1.0		4	1	0	0	0	0	0	0	0	0	0	4	4	0.00	1.000

PITCHER		IP	WLS	BF	H	R	ER	SO	BB	IBB	HBP	BLK	WP	HR	S	P	ERA	WHIP
58 Wilfredo Ledezma, L ERA:	(8, 1)	1.0		3	1	0	0	0	0	0	0	0	0	0	3	3	0.00	1.000
49 Mike Hinckley, L ERA:	(9, 1)	1.0		4	1	0	0	1	0	0	0	0	0	0	6	6	0.00	1.000

Detroit Tigers @ Toronto Blue Jays

Florida Auto Exchange Stadium, Dunedin, FL

Sat Feb 26 2011, 1:11 PM - 3:34 PM EST

Att. 3,998 - Sunny - 74 F

BOTTOM

Batter	1	2	3	4	5	6	7	8	9	AB	R	H	RBI	BB	SO	LOB
11 Rajai Davis, R (1, 8) 1 Darin Mastroianni, R (5, PR) (6, 8)	G5-3		K		FC6-4 5 BB 1-2f 2-3		G5-3			3 1	0 0	0 0	0 0	0 0	1 0	3 0
5 Yunel Escobar, R (1, 6) OBP: 1.000, SLG: 1.000 18 Mike McCoy, R (5, PR) (6, 6)	26 FC6 1B		19 WP 1B 1-2		BB 1-2			F8		2 1	0 0	2 0	0 0	1 0	0 0	0 0
19 José Bautista, R (1, 5) 13 Brett Lawrie, R (6, 5)	K		F7 1-2 2-3		K			F7		3 1	0 0	0 0	0 0	0 0	2 0	6 0
26 Adam Lind, L (1, 3) 66 Mike McDade, S (6, 3)	FC6 1-2f			G4-3	F9			G6-3		3 1	0 0	0 0	0 0	0 0	0 0	4 0
20 Juan Rivera, R (1, 9) OBP: 0.500, SLG: 1.000 74 Moisés Sierra, R (4, PR) (5, 9)		G5-3		10 G4-3 2B		G6-3			G5-3	2 2	0 0	1 0	0 0	0 0	0 0	0 0
10 Edwin Encarnación, R (1, 10) 28 David Cooper, L (6, PH) (7, 10)		L7		G4-3 2-3		K			F7	2 2	0 0	0 0	0 0	0 0	0 1	1 0
16 Corey Patterson, L (1, 7) 62 Eric Thames, L (5, 7)		P3		F8		P4			G6-3	2 2	0 0	0 0	0 0	0 0	0 0	2 0
9 J.P. Arencibia, R (1, 2) 14 Ryan Budde, R (6, 2) 69 A.J. Jimenez, R (9, 2)			K		11 FC6-4 6 1B BB		G6-3			1 1 0	0 0 0	0 0 0	0 0 0	1 0 0	1 0 0	0 0 0
6 John McDonald, R (1, 4) OBP: 1.000, SLG: 1.000 68 Jonathan Diaz, R (5, PR) (6, 4)			19 WP 5 1B 1B		11 FC6-4 1-2 1B		K			2 1	0 0	2 0	0 0	0 0	0 1	0 0
Inning Stats	R: 0 H: 1 E: 0 LOB: 1 K: 1 BB: 0 S: 6 P: 6	R: 0 H: 0 E: 0 LOB: 0 K: 0 BB: 0 S: 3 P: 3	R: 0 H: 2 E: 0 LOB: 2 K: 2 BB: 0 S: 10 P: 11	R: 0 H: 1 E: 0 LOB: 2 K: 0 BB: 0 S: 4 P: 4	R: 0 H: 1 E: 0 LOB: 3 K: 1 BB: 2 S: 6 P: 14	R: 0 H: 0 E: 0 LOB: 0 K: 1 BB: 0 S: 5 P: 5	R: 0 H: 0 E: 0 LOB: 0 K: 1 BB: 0 S: 5 P: 5	R: 0 H: 0 E: 0 LOB: 0 K: 0 BB: 0 S: 3 P: 3	R: 0 H: 0 E: 0 LOB: 0 K: 0 BB: 0 S: 3 P: 3	1B: 4 2B: 1 3B: 0 HR: 0	SF: 0 SAC: 0 DP: 0 HBP: 0						

livebaseballscorecards.com

	AB	32
	R	0
	H	5
	RBI	0
	BB	2
	SO	6
	LOB	16

WP: 1 PB: 0 SB: 0 CS: 0 PA: 34

PITCHER		IP	WLS	BF	H	R	ER	SO	BB	IBB	HBP	BLK	WP	HR	S	P	ERA	WHIP
40 Phil Coke, L	(1, 1)	2.0	W	7	1	0	0	1	0	0	0	0	0	0	9	9	0.00	0.500
ERA:																		
64 Duane Below, L	(3, 1)	2.0	H	9	3	0	0	2	0	0	0	0	1	0	14	15	0.00	1.500
ERA:																		
62 Al Alburquerque, R	(5, 1)	1.0		6	1	0	0	1	2	0	0	0	0	0	6	14	0.00	3.000
ERA:																		
36 Brad Thomas, L	(6, 1)	1.0		3	0	0	0	1	0	0	0	0	0	0	5	5	0.00	0.000
ERA:																		
79 Brendan Wise, R	(7, 1)	1.0		3	0	0	0	1	0	0	0	0	0	0	5	5	0.00	0.000
ERA:																		

PITCHER		IP	WLS	BF	H	R	ER	SO	BB	IBB	HBP	BLK	WP	HR	S	P	ERA	WHIP
66 John Bale, L	(8, 1)	1.0		3	0	0	0	0	0	0	0	0	0	0	3	3	0.00	0.000
ERA:																		
38 Robbie Weinhardt, R	(9, 1)	1.0		3	0	0	0	0	0	0	0	0	0	0	3	3	0.00	0.000
ERA:																		

Batter	1	2	3	4	5	6	7	8	9	AB	R	H	RBI	BB	SO	LOB
16 Corey Patterson, L (1, 8) 43 Anthony Gose, L (6, 8)	P4	F9	G3						66 S, 79 S, BB	3 0	0 0	0 0	0 0	0 1	0 0	0 0
18 Mike McCoy, R (1, 4) OBP: 0.250, SLG: 0.250 79 Matt Nuzzo, R (6, 4)	B3	P3	26 PO, 1B						K 1-2	3 1	0 0	1 0	0 0	0 0	0 1	0 1
26 Adam Lind, L (1, 10) OBP: 0.333, SLG: 0.200 66 Mike McDade, S (7, PR) (7, 10)	10 WP, 1B	G4-3	B 1 SAFE PO 1-2	B B B B 10 G5-4-3, BB					B X G6-3 2-3	2 1	0 0	1 0	0 0	1 0	0 0	0 1
10 Edwin Encarnación, R (1, 3) 28 David Cooper, L (7, 3)	S S S K 1-2	P4					G5-4-3 1-2f			3 0	0 0	0 0	0 0	0 0	1 0	2 0
13 Brett Lawrie, R (1, 5) 70 John Tolisano, S (7, 5)		G5-3			F9		G6-3			3 0	0 0	0 0	0 0	0 0	0 0	1 0
62 Eric Thames, L (1, 7) 1 Darin Mastroianni, R (6, 7)		G5-3			F9			S S S K		2 1	0 0	0 0	0 0	0 0	0 1	0 0
8 José Molina, R (1, 2) OBP: 0.500, SLG: 0.500 31 Brian Jeroloman, L (7, 2)		G6-3			1B			L7		2 1	0 0	1 0	0 0	0 0	0 0	0 0
74 Moisés Sierra, R (1, 9) 80 Steve McQuail, R (6, 9)			B B B B 3 G5-4-3, BB		F8			S S S K		1 1	0 0	0 0	0 0	1 0	0 1	1 0
3 Adeiny Hechavarría, R (1, 6) 68 Jonathan Diaz, R (6, 6)			G5-4-3 1-2f			F9			F7	2 1	0 0	0 0	0 0	0 0	0 0	1 0
Inning Stats	R: 0 E: 0 K: 1 S: 6 H: 1 LOB: 1 BB: 0 P: 7	R: 0 E: 0 K: 0 S: 3 H: 0 LOB: 0 BB: 0 P: 3	R: 0 E: 0 K: 0 S: 2 H: 0 LOB: 0 BB: 1 P: 6	R: 0 E: 0 K: 0 S: 3 H: 0 LOB: 0 BB: 0 P: 3	R: 0 E: 0 K: 0 S: 4 H: 1 LOB: 1 BB: 0 P: 4	R: 0 E: 0 K: 0 S: 3 H: 1 LOB: 0 BB: 0 P: 4	R: 0 E: 0 K: 0 S: 2 H: 0 LOB: 1 BB: 0 P: 6	R: 0 E: 0 K: 2 S: 7 H: 0 LOB: 0 BB: 0 P: 7	R: 0 E: 0 K: 1 S: 5 H: 0 LOB: 1 BB: 1 P: 10	1B: 3 2B: 0 3B: 0 HR: 0 SF: 0 SAC: 0 DP: 2 HBP: 0							

TOP

Toronto Blue Jays @ Detroit Tigers

Joker Marchant Stadium, Lakeland, FL

Sun Feb 27 2011, 1:11 PM - 3:27 PM EST

Att. 6,106 - Sunny - 80 F

livebaseballscorecards.com

AB	27
R	0
H	3
RBI	0
BB	3
SO	4
LOB	7

WP: 1 PB: 0 SB: 2 CS: 0 PA: 31

PITCHER		IP	WLS	BF	H	R	ER	SO	BB	IBB	HBP	BLK	WP	HR	S	P	ERA	WHIP
31 Brad Penny, R	(1, 1)	2.0		7	1	0	0	1	0	0	0	0	1	0	9	10	0.00	0.500
ERA:																		
37 Max Scherzer, R	(3, 1)	2.0		6	0	0	0	0	1	0	0	0	0	0	5	9	0.00	0.500
ERA:																		
54 Joel Zumaya, R	(5, 1)	1.0		4	1	0	0	0	0	0	0	0	0	0	4	4	0.00	1.000
ERA:																		
53 Joaquín Benoit, R	(6, 1)	1.0	W	3	1	0	0	0	0	0	0	0	0	0	3	4	0.00	1.000
ERA:																		
46 Jose Valverde, R	(7, 1)	1.0	H	3	0	0	0	0	1	0	0	0	0	0	2	6	0.00	1.000
ERA:																		

PITCHER		IP	WLS	BF	H	R	ER	SO	BB	IBB	HBP	BLK	WP	HR	S	P	ERA	WHIP
59 Fu-Te Ni, L	(8, 1)	1.0	H	3	0	0	0	2	0	0	0	0	0	0	7	7	0.00	0.000
ERA:																		
60 Brayan Villarreal, R	(9, 1)	1.0	S	4	0	0	0	1	1	0	0	0	0	0	5	10	0.00	1.000
ERA:																		

Batter	1	2	3	4	5	6	7	8	9	AB	R	H	RBI	BB	SO	LOB
28 Will Rhymes, L (1, 4) 73 Brandon Douglas, R (7, 4)	G6-3		F8			SH 30 F9 41 SF7 1-3		K 1-2		2 1	0 0	0 0	0 0	0 0	0 1	1 1
41 Victor Martinez, S (1, 2) 67 Omir Santos, R (7, 2)	K			F9		SF7 1-2 3-H				2 0	0 0	0 0	0 0	1 0	1 0	0 0
30 Magglio Ordonez, R (1, 10)	F8			K		F9 2-3				3	0	0	0	0	1	1
27 Jhonny Peralta, R (1, 6) 70 Argenis Diaz, R (7, 6)		P3		P3		G5-3				3 0	0 0	0 0	0 0	0 0	0 0	1 0
33 Ryan Strieby, R (1, 3) OBP: 0.200, SLG: 0.200 65 Scott Thorman, L (6, 3)		F9			G6-3		F8			2 1	0 0	0 0	0 0	0 0	0 0	0 0
25 Ryan Raburn, R (1, 7) OBP: 0.400, SLG: 0.250 80 Ben Guez, R (6, 7) (7, 8)	K				32 FC5-4 1B		G1-3			2 1	0 0	1 0	0 0	0 0	1 0	0 0
32 Don Kelly, L (1, 8) OBP: 0.500, SLG: 0.500 75 Avisaíl García, R (7, 9)			18 FC6-4 1B		FC5-4 18 FC4 1-2f		G6-3			2 1	0 0	1 0	0 0	0 0	0 0	1 0
18 Audy Ciriaco, R (1, 5) 71 Rob Brantly, L (8, PH) 29 Danny Worth, R (9, 5) OBP: 0.250, SLG: 0.500			FC6-4 72 G4-3 1-2f		FC4 1-2f			K		2 1 0	0 0 0	0 0 0	0 0 0	0 0 0	0 1 0	2 0 0
72 Andy Dirks, L (1, 9) OBP: 0.500, SLG: 0.500 (7, 7)			G4-3 1-2			28 SH 41 SF7 1B		73 CS 1B		3	1	2	0	0	0	1
Inning Stats	R: 0 E: 0 K: 1 S: 5 H: 0 LOB: 0 BB: 0 P: 5	R: 0 E: 0 K: 1 S: 5 H: 0 LOB: 0 BB: 0 P: 5	R: 0 E: 0 K: 0 S: 4 H: 1 LOB: 1 BB: 0 P: 4	R: 0 E: 0 K: 1 S: 5 H: 0 LOB: 0 BB: 0 P: 5	R: 0 E: 0 K: 0 S: 4 H: 1 LOB: 1 BB: 0 P: 4	R: 1 E: 1 K: 0 S: 5 H: 1 LOB: 1 BB: 0 P: 5	R: 0 E: 0 K: 0 S: 3 H: 0 LOB: 0 BB: 0 P: 3	R: 0 E: 0 K: 2 S: 7 H: 1 LOB: 1 BB: 0 P: 7		1B: 4 2B: 1 3B: 0 HR: 0 SF: 1 SAC: 1 DP: 1 HBP: 0						

PITCHER		IP	WLS	BF	H	R	ER	SO	BB	IBB	HBP	BLK	WP	HR	S	P	ERA	WHIP
34 Marc Rzepczynski, L ERA:	(1, 1)	2.0		6	0	0	0	2	0	0	0	0	0	0	10	10	0.00	0.000
51 Jesse Litsch, R ERA:	(3, 1)	2.0		7	1	0	0	1	0	0	0	0	0	0	9	9	0.00	0.500
71 Henderson Alvarez III, R ERA:	(5, 1)	2.0	L	9	2	1	0	0	0	0	0	0	0	0	9	9	0.00	1.000
38 Sean Henn, L ERA:	(7, 1)	1.0		3	0	0	0	0	0	0	0	0	0	0	3	3	0.00	0.000
46 Winston Abreu, R ERA:	(8, 1)	1.0		3	1	0	0	2	0	0	0	0	0	0	7	7	0.00	1.000

PITCHER	IP	WLS	BF	H	R	ER	SO	BB	IBB	HBP	BLK	WP	HR	S	P	ERA	WHIP

BOTTOM

Toronto Blue Jays @ Detroit Tigers

Joker Marchant Stadium, Lakeland, FL

Sun Feb 27 2011, 1:11 PM - 3:27 PM EST

Att. 6,106 - Sunny - 80 F

livebaseballscorecards.com

AB	26
R	1
H	4
RBI	1
BB	0
SO	5
LOB	8

Philadelphia Phillies @ Toronto Blue Jays

Florida Auto Exchange Stadium, Dunedin, FL

Mon Feb 28 2011, 1:09 PM - 3:52 PM EST

Att. 3,510 - Partly Cloudy - 74 F

TOP

livebaseballscorecards.com

Batter	1	2	3	4	5	6	7	8	9	AB	R	H	RBI	BB	SO	LOB
11 Jimmy Rollins, S (1, 6) OBP: 0.167, SLG: 0.167 71 Freddy Galvis, S (4, 6)	G6-3	F8		8 1B; 27 1B; 1-2; 1B		F7		BB		3 1	1 0	1 0	0 0	0 1	0 0	2 1
8 Shane Victorino, S (1, 8) OBP: 0.333, SLG: 0.200 7 Michael Martinez, S (4, 8)	L8		G3-1	27 1B; 10 1B; 1-2; 2-3; 1B		K		F7		3 2	1 0	1 0	0 0	0 0	0 1	0 2
27 Placido Polanco, R (1, 5) OBP: 0.500, SLG: 0.400 73 Carlos Rivero, R (4, 5)	G1-3		15 E; 15 WP; 9 E; 1B	10 1B; 1-3; 2-H; 3-H; 1B		E5; 2-3			E4; 9 FC6-4	3 2	1 0	2 0	2 0	0 0	0 0	0 1
10 Ben Francisco, R (1, 10) OBP: 0.667, SLG: 1.429 87 Matt Miller, R (6, PH) (6, 10)		24 E; 15 G1-3; 51 2B; BB	P5	1-2; 3-H; 1B		K			F9	2 2	1 0	1 0	1 0	1 0	0 1	1 3
15 John Mayberry Jr., R (1, 3) OBP: 0.143, SLG: 0.143 86 Tagg Bozied, R (4, 3)	G1-3; 1-2	E6; 9 S; 1-3		G5-3			K		K	3 2	0 0	0 0	0 0	0 0	0 2	4 1
9 Domonic Brown, L (1, 9)		24 E; 51 2B; BB	K; 1-2; 3-H		P6		K		FC6-4; 1-2f	4	1	0	0	1	2	2
24 Delwyn Young, S (1, 7) OBP: 0.333, SLG: 0.333 63 Brandon Moss, L (5, 7)	E4; 51 2B; 21 FC5; 1-2; 2-3			51 G4-6-3; 1B	F9		K			3 1	0 0	1 0	0 0	0 0	0 1	2 0
51 Carlos Ruiz, R (1, 2) OBP: 0.400, SLG: 0.500 4 Dane Sardinha, R (4, 2) OBP: 0.500, SLG: 0.750	1-3; 2-H; 3-H; 2B			G4-6-3; 1-2f	K			G3		2 2	0 0	1 0	2 0	0 0	0 1	1 0
21 Wilson Valdez, R (1, 4) OBP: 0.571, SLG: 0.400 75 Harold Garcia, S (4, 4) OBP: 0.500, SLG: 1.000	FC5; 3-H			8 1B; 11 1B; 27 1B; BB		73 E; 2B		K		1 2	1 0	0 1	0 0	1 0	0 1	2 0

Inning Stats	1	2	3	4	5	6	7	8	9
	R: 0 E: 0 K: 0 S: 3	R: 2 E: 1 K: 0 S: 5	R: 1 E: 1 K: 1 S: 7	R: 3 E: 0 K: 0 S: 7	R: 0 E: 0 K: 1 S: 5	R: 0 E: 1 K: 2 S: 9	R: 0 E: 0 K: 3 S: 9	R: 0 E: 0 K: 1 S: 5	R: 0 E: 1 K: 1 S: 6
	H: 0 LOB: 0 BB: 0 P: 3	H: 1 LOB: 2 BB: 2 P: 13	H: 1 LOB: 1 BB: 0 P: 9	H: 5 LOB: 2 BB: 1 P: 11	H: 0 LOB: 0 BB: 0 P: 5	H: 1 LOB: 2 BB: 0 P: 9	H: 0 LOB: 0 BB: 0 P: 9	H: 0 LOB: 1 BB: 1 P: 9	H: 0 LOB: 1 BB: 0 P: 6

AB	38
R	6
H	8
RBI	5
BB	4
SO	9
LOB	22

1B: 6	SF: 0	WP: 1	PA: 42
2B: 2	SAC: 0	PB: 0	
3B: 0	DP: 1	SB: 1	
HR: 0	HBP: 0	CS: 0	

PITCHER		IP	WLS	BF	H	R	ER	SO	BB	IBB	HBP	BLK	WP	HR	S	P	ERA	WHIP
37 Jo-Jo Reyes, L ERA: 9.0	(1, 1)	2.0	L	10	1	2	2	0	2	0	0	0	0	0	8	16	9.00	1.500
40 Joel Carreno, R ERA: 16.2	(3, 1)	1.2		10	4	4	3	1	1	0	0	0	1	0	11	17	16.20	3.000
33 Carlos Villanueva, R ERA:	(4, 1)	1.1		6	2	0	0	1	0	0	0	0	0	0	8	8	0.00	1.500
17 Josh Roenicke, R ERA:	(6, 1)	1.0		5	1	0	0	2	0	0	0	0	0	0	9	9	0.00	1.000
75 Rommie Lewis, L ERA:	(7, 1)	1.0		3	0	0	0	3	0	0	0	0	0	0	9	9	0.00	0.000

PITCHER		IP	WLS	BF	H	R	ER	SO	BB	IBB	HBP	BLK	WP	HR	S	P	ERA	WHIP
36 Alan Farina, R ERA:	(8, 1)	1.0		4	0	0	0	1	1	0	0	0	0	0	5	9	0.00	1.000
47 Luis Perez, L ERA:	(9, 1)	1.0		4	0	0	0	1	0	0	0	0	0	0	6	6	0.00	0.000

BOTTOM

Philadelphia Phillies @ Toronto Blue Jays

Florida Auto Exchange Stadium, Dunedin, FL

Mon Feb 28 2011, 1:09 PM - 3:52 PM EST

Att. 3,510 - Partly Cloudy - 74 F

livebaseballscorecards.com

Batter	1	2	3	4	5	6	7	8	9	AB	R	H	RBI	BB	SO	LOB
11 Rajai Davis, R (1, 8) 43 Anthony Gose, L (6, 8)	G5-3		K2-3		F8		K		SF9 3-H	3 1	0 0	0 0	0 1	0 0	1 1	0 1
5 Yunel Escobar, R (1, 6) OBP: 0.667, SLG: 0.600 18 Mike McCoy, R (6, 6) OBP: 0.333, SLG: 0.500	26 BB 1B		G1-3		F9		1-H 2B		K	3 2	0 0	1 1	0 1	0 0	0 1	0 0
26 Adam Lind, L (1, 3) OBP: 0.500, SLG: 0.500 28 David Cooper, L (6, 3) OBP: 0.400, SLG: 0.250	1-2 BB		2B			20 1B 1B	BB		G6-3	1 2	0 0	1 1	0 0	1 1	0 0	0 0
19 José Bautista, R (1, 5) 70 John Tolisano, S (6, 5)	L9		K			L6	K			2 2	0 0	0 0	0 0	0 0	1 1	3 3
20 Juan Rivera, R (1, 9) OBP: 0.600, SLG: 0.750 74 Moisés Sierra, R (6, PR) (7, 9)	G4-3			BB		1-2 1B		F8		2 1	0 0	1 0	0 0	1 0	0 0	2 0
66 Mike McDade, S (1, 10) 69 A.J. Jimenez, R (8, PH) (9, 10)		K		F8		K		G6-3		3 1	0 0	0 0	0 0	0 0	2 0	3 0
9 J.P. Arencibia, R (1, 2) 15 Travis d'Arnaud, R (7, 2)	P4		K			K		K		3 1	0 0	0 0	0 0	0 0	2 1	3 0
6 John McDonald, R (1, 4) OBP: 0.750, SLG: 0.750 68 Jonathan Diaz, R (7, 4) OBP: 0.250, SLG: 0.500	1B		K				G5-3		62 3B 2B	2 2	0 1	1 1	0 0	0 0	1 0	1 0
1 Darin Mastroianni, R (1, 7) 62 Eric Thames, L (7, 7) OBP: 0.333, SLG: 0.600	F9				K		18 2B BB		43 SF9 2-H 3B	2 1	0 2	0 1	0 1	1 1	1 0	1 0
Inning Stats	R: 0 E: 0 K: 0 S: 4 H: 1 LOB: 2 BB: 1 P: 8	R: 0 E: 0 K: 1 S: 6 H: 1 LOB: 1 BB: 0 P: 6	R: 0 E: 0 K: 2 S: 8 H: 1 LOB: 1 BB: 0 P: 8	R: 0 E: 0 K: 2 S: 7 H: 0 LOB: 1 BB: 1 P: 11	R: 0 E: 0 K: 1 S: 5 H: 0 LOB: 0 BB: 0 P: 5	R: 0 E: 0 K: 2 S: 9 H: 2 LOB: 2 BB: 0 P: 9	R: 1 E: 0 K: 2 S: 8 H: 1 LOB: 2 BB: 2 P: 16	R: 0 E: 0 K: 1 S: 5 H: 0 LOB: 0 BB: 0 P: 5	R: 2 E: 0 K: 1 S: 7 H: 2 LOB: 0 BB: 0 P: 7	1B: 4 2B: 3 3B: 1 HR: 0 SF: 1 SAC: 0 DP: 0 HBP: 0						

	AB	34
	R	3
	H	8
	RBI	3
	BB	4
	SO	12
	LOB	17

WP: 0 PB: 0 SB: 0 CS: 0 PA: 39

PITCHER		IP	WLS	BF	H	R	ER	SO	BB	IBB	HBP	BLK	WP	HR	S	P	ERA	WHIP
34 Roy Halladay, R ERA:	(1, 1)	2.0	W	9	2	0	0	1	1	0	0	0	0	0	10	14	0.00	1.500
66 JC Ramírez, R ERA:	(3, 1)	2.0	H	8	1	0	0	4	1	0	0	0	0	0	15	19	0.00	1.000
68 Michael Stutes, R ERA:	(5, 1)	2.0		8	2	0	0	3	0	0	0	0	0	0	14	14	0.00	1.000
84 Juan Pablo Perez, L ERA: 9.0	(7, 1)	1.0		6	1	1	1	2	2	0	0	0	0	0	8	16	9.00	3.000
89 Matt Anderson, R ERA:	(8, 1)	1.0		3	0	0	0	1	0	0	0	0	0	0	5	5	0.00	0.000

PITCHER		IP	WLS	BF	H	R	ER	SO	BB	IBB	HBP	BLK	WP	HR	S	P	ERA	WHIP
47 Scott Mathieson, R ERA: 18.0	(9, 1)	1.0		5	2	2	2	1	0	0	0	0	0	0	7	7	18.00	2.000

Toronto Blue Jays @ Detroit Tigers

Joker Marchant Stadium, Lakeland, FL

Tue Mar 01 2011, 1:09 PM - 3:44 PM EST

Att. 3,936 - Overcast - 76 F

TOP

livebaseballscorecards.com

Batter	1	2	3	4	5	6	7	8	9	AB	R	H	RBI	BB	SO	LOB
11 Rajai Davis, R (1, 9) OBP: 0.111, SLG: 0.222 74 Moisés Sierra, R (6, 9) OBP: 0.333, SLG: 0.200	0-0 16 SH1-3 13 1B 2B		S S S 0-3 K			0-0 G5-3		0-0 43 G3-1 1B		3 1 1 0 0 1 0 1 0 1 0 0 0 0						
16 Corey Patterson, L (1, 8) 43 Anthony Gose, L (6, 8)	0-0 SH1-3 2-3		0-0 G4-3			0-0 G4-3		0-0 G3-1 1-2		2 0 0 0 0 0 0 1 0 0 0 0 0 1						
13 Brett Lawrie, R (1, 5) OBP: 0.250, SLG: 0.250 83 Kevin Ahrens, R (8, 5)	0-0 62 S 1B 3-H			0-0 G5-3		0-0 1B		C S C 0-3 K		4 0 2 1 0 1 1 0 0 0 0 0 0 0						
10 Edwin Encarnación, R (1, 3) 28 David Cooper, L (6, 3) OBP: 0.500, SLG: 0.250	0-0 F9			0-0 G5-3		0-0 G5-3		B B B 4-0 BB		3 0 0 0 0 0 2 0 0 0 0 1 0 0						
62 Eric Thames, L (1, 7) OBP: 0.444, SLG: 1.000 1 Darin Mastroianni, R (7, 7)	B X 1-0 L4 1-2			B X 1-0 HR			0-0 68 HBP 9 BB 1B	0-0 G5-3		3 1 2 1 0 0 1 1 0 0 0 0 0 2						
9 J.P. Arencibia, R (1, 10)		0-0 F9		0-0 G5-3			B B B 4-0 68 HBP 1-2 BB		0-0 P4	3 0 0 0 1 0 0						
8 José Molina, R (1, 2) OBP: 0.500, SLG: 0.500 14 Ryan Budde, R (5, PR) (5, 2)		0-0 G5-3			0-0 18 G6-4-3 1B		0-0 L9		0-0 G1-3	2 0 1 0 0 0 0 2 0 0 0 0 0 2						
6 John McDonald, R (1, 6) OBP: 0.500, SLG: 0.500 68 Jonathan Diaz, R (6, 6) OBP: 0.333, SLG: 0.400		0-0 G5-3			0-0 F9		H 1-0 66 G6-4-3 HBP 1-2 2-3		0-0 G6-3	2 0 0 0 0 0 1 1 0 0 0 0 0 0						
18 Mike McCoy, R (1, 4) OBP: 0.250, SLG: 0.375 66 Mike McDade, S (7, PH) 79 Ryan Goins, L (7, 4)			0-0 G6-3		0-0 G6-4-3 1-2f		0-0 G6-4-3 1-2f			2 0 0 0 0 0 1 1 0 0 0 0 0 3 0 0 0 0 0 0 0						

Inning Stats																		
	R: 1	H: 2	R: 0	H: 0	R: 0	H: 0	R: 1	H: 1	R: 0	H: 1	R: 0	H: 1	R: 0	H: 1	R: 0	H: 0	1B: 5	SF: 0
	E: 0	LOB: 1	E: 0	LOB: 0	E: 0	LOB: 0	E: 0	LOB: 0	E: 0	LOB: 1	E: 0	LOB: 0	E: 0	LOB: 2	E: 0	LOB: 0	2B: 1	SAC: 1
	K: 0	BB: 0	K: 0	BB: 0	K: 1	BB: 0	K: 0	BB: 0	K: 0	BB: 1	K: 0	BB: 0	K: 1	BB: 1	K: 0	BB: 0	3B: 0	DP: 2
	S: 5	P: 6	S: 3	P: 3	S: 5	P: 5	S: 4	P: 5	S: 3	P: 3	S: 4	P: 4	S: 3	P: 8	S: 6	P: 10	S: 3	P: 3	HR: 1	HBP: 1

Totals	
AB	31
R	2
H	7
RBI	2
BB	2
SO	2
LOB	14

WP: 0 PB: 0 SB: 1 CS: 0 PA: 35

PITCHER		IP	WLS	BF	H	R	ER	SO	BB	IBB	HBP	BLK	WP	HR	S	P	ERA	WHIP
50 Jacob Turner, R ERA: 3.0	(1, 1)	3.0	W	11	2	1	1	1	0	0	0	0	0	0	13	14	3.00	0.667
36 Brad Thomas, L ERA: 3.0	(4, 1)	2.0		7	2	1	1	0	0	0	0	0	0	1	7	8	4.50	1.000
66 John Bale, L ERA:	(6, 1)	2.0		9	2	0	0	0	1	0	1	0	0	0	7	12	0.00	1.500
59 Fu-Te Ni, L ERA:	(8, 1)	1.0		5	1	0	0	1	1	0	0	0	0	0	6	10	0.00	2.000
79 Brendan Wise, R ERA:	(9, 1)	1.0		3	0	0	0	0	0	0	0	0	0	0	3	3	0.00	0.000

PITCHER		IP	WLS	BF	H	R	ER	SO	BB	IBB	HBP	BLK	WP	HR	S	P	ERA	WHIP

Toronto Blue Jays @ Detroit Tigers

Joker Marchant Stadium, Lakeland, FL

Tue Mar 01 2011, 1:09 PM - 3:44 PM EST

Att. 3,936 - Overcast - 76 F

livebaseballscorecards.com

BOTTOM

Batter	1	2	3	4	5	6	7	8	9	AB	R	H	RBI	BB	SO	LOB
14 Austin Jackson, R (1, 8) OBP: 0.600, SLG: 0.500 Daniel Fields, L (7, 8) OBP: 1.000, SLG: 1.000	0-0 26 G6-3 1B		0-0 26 BB; 24 2B; 1-2 1B	0-0 G6-3		4-0 BB		0-0 26 HBP 1B		3 1 2 0 1 0 0 1 0 1 0 0 0 0						
26 Brennan Boesch, L (1, 7) OBP: 0.417, SLG: 0.222	0-0 G6-3; 1-2f		4-0 24 2B; 1-2 2-3 BB	4-0 BB		0-0 F9		1-0 29 FC6-4; 1-2 HBP		2 1 0 0 2 0 2						
30 Magglio Ordonez, R (1, 9) OBP: 0.111, SLG: 0.111 29 Edwin Gomez, S (7, 9)	0-0 G5-3		0-3 K	0-0 F9		0-3 K		0-0 FC6-4; 1-2f		4 0 0 0 0 2 5 1 0 0 0 0 0 2						
24 Miguel Cabrera, R (1, 10) OBP: 0.286, SLG: 0.333		0-3 K	0-0 41 G4-3; 15 1B; 1-H 2-H 3-H 2B		0-0 G6-3		0-0 F9			4 1 1 3 0 1 0						
41 Victor Martinez, S (1, 2) OBP: 0.333, SLG: 0.375 63 Max St. Pierre, R (7, PR) (8, 2)		0-0 15 1B; 39 1B 1B	0-0 G4-3; 2-3		0-0 15 S; 39 2B 1B		0-0 1B			4 2 3 0 0 0 1 0 0 0 0 0 0 0						
15 Brandon Inge, R (1, 5) OBP: 0.375, SLG: 0.500 44 Nick Castellanos, R (7, PH) (8, 5)	0-0 39 1B; 1-2 1B	0-0 39 S; 3-H 1B		1-0 F7; 1-2		0-0 F9				3 0 2 1 0 0 1 1 0 0 0 0 0 1						
39 Ramon Santiago, S (1, 6) OBP: 0.600, SLG: 0.750 76 Dixon Machado, R (8, 6)	0-0 20 G5-4-3; 1-2 2-H 1B		4-0 1-2 BB	0-0 2-H 2B		0-0 F7				3 0 2 2 1 0 1 0 0 0 0 0 0 0						
20 Scott Sizemore, R (1, 4) OBP: 0.333, SLG: 0.375 63 Javier Azcona, R (8, 4)	0-0 G5-4-3; 1-2f	0-0 G1-3		0-0 F7			0-0 G6-3			3 0 0 0 0 0 5 1 0 0 0 0 0 0						
65 Scott Thorman, L (1, 3)			4-0 26 BB; 14 1B; 24 2B BB	0-0 F8		0-0 F7		0-0 F9		3 1 0 0 1 0 0						

	AB	
	R	6
	H	11
	RBI	6
	BB	5
	SO	3
	LOB	18

Inning Stats																				
	R: 0	H: 1	R: 1	H: 3	R: 4	H: 3	R: 0	H: 0	R: 1	H: 2	R: 0	H: 0	R: 0	H: 1	R: 0	H: 1	1B: 9	SF: 0	WP: 0	PA: 39
	E: 0	LOB: 0	E: 0	LOB: 1	E: 0	LOB: 2	E: 0	LOB: 1	E: 0	LOB: 1	E: 0	BB: 1	E: 0	LOB: 1	E: 0	LOB: 2	2B: 2	SAC: 0	PB: 0	
	K: 0	BB: 0	K: 1	BB: 0	K: 1	BB: 3	K: 0	BB: 1	K: 0	BB: 0	K: 1	P: 9	K: 0	BB: 0	K: 0	BB: 0	3B: 0	DP: 2	SB: 2	
	S: 3	P: 3	S: 7	P: 7	S: 8	P: 20	S: 3	P: 7	S: 5	P: 6	S: 5		S: 4	P: 4	S: 4	P: 5	HR: 0	HBP: 1	CS: 0	

PITCHER		IP	WLS	BF	H	R	ER	SO	BB	IBB	HBP	BLK	WP	HR	S	P	ERA	WHIP
24 Ricky Romero, L ERA: 15.43	(1, 1)	2.1	L	12	5	4	4	2	2	0	0	0	0	0	14	22	15.43	3.000
56 Zach Stewart, R ERA: 6.75	(3, 1)	2.2		14	4	2	2	0	2	0	0	0	0	0	12	21	6.75	2.250
25 David Purcey, L ERA:	(6, 1)	1.0		4	0	0	0	1	1	0	0	0	0	0	5	9	0.00	1.000
58 Wilfredo Ledezma, L ERA:	(7, 1)	1.0		4	1	0	0	0	0	0	0	0	0	0	4	4	0.00	1.000
49 Mike Hinckley, L ERA:	(8, 1)	1.0		5	1	0	0	0	0	0	1	0	0	0	4	5	0.00	1.000

PITCHER		IP	WLS	BF	H	R	ER	SO	BB	IBB	HBP	BLK	WP	HR	S	P	ERA	WHIP

Batter	1	2	3	4	5	6	7	8	9	AB	R	H	RBI	BB	SO	LOB
8 Desmond Jennings, R (1, 8) OBP: 0.417, SLG: 0.125	C C C 0-3 ① K		x 0-0 ② G6-3		x 0-0 ③ F9		x 0-0 ② F8			3	0	0	0	0	1	0
30 Brandon Guyer, R (5, 8) OBP: 0.250, SLG: 0.286										1	0	0	0	0	0	0
15 Reid Brignac, L (1, 6) OBP: 0.571, SLG: 0.714	x 0-0 ② F7		x 0-0 ③ G6-3			x 0-0 18 2B 24 2B 1B	x 0-0 ③ P4			3	1	1	0	0	0	0
64 Tim Beckham, R (6, 6) OBP: 0.429, SLG: 0.333										1	0	0	0	0	0	0
18 Ben Zobrist, S (1, 3) OBP: 0.429, SLG: 0.714	x 0-0 ③ G3			x 0-0 ① G6-3		x 0-0 24 2B 1-3 2B		x 0-0 ① G5-3		3	1	1	0	0	0	0
Leslie Anderson, L (6, 3)										1	0	0	0	0	0	0
20 Matt Joyce, L (1, 9) OBP: 0.143, SLG: 0.143		x 0-0 24 FC4-6 1B		S S S 0-3 ② K		x 0-0 ① F8		S S S 0-3 ② K		3	0	1	0	0	1	2
61 Russ Canzler, R (6, 9)										1	0	0	0	0	1	0
24 Dan Johnson, L (1, 10) OBP: 0.286, SLG: 0.714		x 0-0 ① FC4-6 45 1B 1-2f		x 0-0 45 1B 3B		x 0-0 45 G4-3 79 1B 2-H 3-H 2B		x 0-0 ③ F8		3	2	2	2	0	0	1
23 Casey Kotchman, L (8, PH) OBP: 0.500, SLG: 0.556										1	0	0	0	0	0	0
(8, 10)																
45 Felipe Lopez, S (1, 5) OBP: 0.667, SLG: 0.750		x 0-0 1-3 1B		x 0-0 3-H 1B		x 0-0 ② G4-3 2-3			x 0-0 26 F8 2B	3	0	2	1	0	0	1
16 Ray Olmedo, S (6, 4) OBP: 0.200, SLG: 0.400										1	0	1	0	0	0	0
79 Joe Inglett, L (1, 4) OBP: 0.429, SLG: 0.200	C C C 0-3 ② K		x 0-0 ③ F7		x 0-0 3-H 1B			x 0-0 ① F8 2-3		3	0	1	1	0	1	3
26 J.J. Furmaniak, R (6, 5)										1	0	0	0	0	0	1
41 Nevin Ashley, R (1, 2)	S S S 0-3 ③ K				x 0-0 ① F8	x 0-0 ③ G4-3			S S S 0-3 ② K	2	0	0	0	0	1	2
31 Jose Lobaton, S (6, PH) OBP: 0.250, SLG: 0.250										2	0	0	0	0	1	2
(6, 2)																
11 Justin Ruggiano, R (1, 7) OBP: 0.222, SLG: 0.444			S S S 0-3 ① K		C C C 0-3 ② K		x 0-0 ① F8		x 0-0 ③ P6	3	0	0	0	0	2	0
66 Chris Carter, L (7, 7) OBP: 0.375, SLG: 0.429										1	0	0	0	0	0	1

TOP

Tampa Bay Rays @ Toronto Blue Jays

Florida Auto Exchange Stadium, Dunedin, FL

Wed Mar 02 2011, 1:08 PM - 3:49 PM EST

Att. 4,270 - Partly Cloudy - 73 F

livebaseballscorecards.com

AB	36
R	4
H	9
RBI	4
BB	0
SO	8
LOB	13

Inning Stats	1	2	3	4	5	6	7	8	9
	R: 0 E: 0 K: 1 S: 5	R: 0 E: 0 K: 2 S: 9	R: 0 E: 0 K: 1 S: 5	R: 1 E: 0 K: 1 S: 7	R: 0 E: 0 K: 1 S: 5	R: 3 E: 0 K: 0 S: 7	R: 0 E: 0 K: 0 S: 3	R: 0 E: 0 K: 1 S: 5	R: 0 E: 0 K: 1 S: 6
	H: 0 LOB: 0 BB: 0 P: 5	H: 2 LOB: 2 BB: 0 P: 9	H: 0 LOB: 0 BB: 0 P: 5	H: 2 LOB: 1 BB: 0 P: 7	H: 0 LOB: 0 BB: 0 P: 5	H: 4 LOB: 1 BB: 0 P: 7	H: 0 LOB: 0 BB: 0 P: 3	H: 0 LOB: 0 BB: 0 P: 5	H: 1 LOB: 1 BB: 0 P: 6

1B: 5	SF: 0	WP: 0	PA: 36
2B: 3	SAC: 0	PB: 0
3B: 1	DP: 0	SB: 0
HR: 0	HBP: 0	CS: 0

PITCHER		IP	WLS	BF	H	R	ER	SO	BB	IBB	HBP	BLK	WP	HR	S	P	ERA	WHIP
23 Brandon Morrow, R ERA:	(1, 1)	3.0		11	2	0	0	4	0	0	0	0	0	0	19	19	0.00	0.667
59 Brad Mills, L ERA: 4.5	(4, 1)	2.0	H	8	2	1	1	2	0	0	0	0	0	0	12	12	4.50	1.000
29 Octavio Dotel, R ERA: 27.0	(6, 1)	1.0	B	7	4	3	3	0	0	0	0	0	0	0	7	7	27.00	4.000
54 Jason Frasor, R ERA:	(7, 1)	1.0		3	0	0	0	0	0	0	0	0	0	0	3	3	0.00	0.000
57 Shawn Camp, R ERA:	(8, 1)	1.0		3	0	0	0	1	0	0	0	0	0	0	5	5	0.00	0.000

PITCHER		IP	WLS	BF	H	R	ER	SO	BB	IBB	HBP	BLK	WP	HR	S	P	ERA	WHIP
44 Casey Janssen, R ERA:	(9, 1)	1.0	W	4	1	0	0	1	0	0	0	0	0	0	6	6	0.00	1.000

Batter	1	2	3	4	5	6	7	8	9	AB	R	H	RBI	BB	SO	LOB
16 Corey Patterson, L (1, 7) Jake Marisnick, R (8, 7)	F9	K			F8		F9		SH1-4 1-2 2-3	4 0	0 0	0 0	0 0	0 0	1 0	3 0
5 Yunel Escobar, R (1, 6) OBP: 0.500, SLG: 0.556 68 Jonathan Diaz, R (8, 6) OBP: 0.429, SLG: 0.500	G1-3	G5-3			1-3 2B		FC6-4 1-2f		2-H 3-H 1B	4 1	0 0	1 1	0 2	0 0	0 0	1 0
13 Brett Lawrie, R (1, 5) OBP: 0.182, SLG: 0.182 6 John McDonald, R (6, 5) OBP: 0.429, SLG: 0.429	G4-3	K	G1-3			G5-3				3 1	0 0	0 0	0 0	0 0	1 0	2 0
26 Adam Lind, L (1, 3) OBP: 0.455, SLG: 0.375 28 David Cooper, L (6, PR) OBP: 0.571, SLG: 0.400 (7, 3)	G5-3	F9		20 G4-6-3 BB		62 2B 1B				2 1	0 0	0 1	0 0	1 0	0 0	0 0
20 Juan Rivera, R (1, 9) OBP: 0.500, SLG: 0.714 74 Moisés Sierra, R (7, 9) OBP: 0.286, SLG: 0.167	10 HR 2B	G4-3		G4-6-3 1-2f		K				3 1	1 0	1 0	0 0	0 0	0 1	1 1
10 Edwin Encarnación, R (1, 10) OBP: 0.182, SLG: 0.455 62 Eric Thames, L (6, PR) OBP: 0.500, SLG: 1.111 (7, 10)	2-H HR	F8		9 FC6-4 1B		1-3 2B				3 1	1 0	2 1	2 0	0 0	0 0	0 0
9 J.P. Arencibia, R (1, 2) 31 Brian Jeroloman, L (8, PH) (9, 2)	43 WP 18 G6-3 43 E BB	F9		FC6-4 1-2f		K				2 1	1 0	0 0	0 0	1 0	0 1	1 2
43 Anthony Gose, L (1, 8) 1 Darin Mastroianni, R (8, 8) OBP: 0.167, SLG: 0.167	SAFE 18 G6-3 1-3 18 S BB		G3			G3			SH1-4 14 S 68 1B 1B	2 1	0 1	0 1	0 0	1 0	0 0	0 0
18 Mike McCoy, R (1, 4) OBP: 0.364, SLG: 0.400 83 Kevin Ahrens, R (7, PR) (8, 4) 14 Ryan Budde, R (9, PH)	G6-3 1-3 3-H		5 2B 1B			5 FC6-4 HBP			SH1-4 68 1B 1-2 BB	2 0 0	0 0 1	1 0 0	1 0 0	0 0 1	0 0 0	1 0 0
Inning Stats	R: 0 E: 0 K: 0 S: 3 H: 0 LOB: 0 BB: 0 P: 3	R: 3 E: 1 K: 1 S: 8 H: 2 LOB: 1 BB: 2 P: 18	R: 0 E: 0 K: 1 S: 5 H: 0 LOB: 0 BB: 0 P: 5	R: 0 E: 0 K: 0 S: 3 H: 0 LOB: 0 BB: 0 P: 3	R: 0 E: 0 K: 0 S: 5 H: 2 LOB: 2 BB: 0 P: 5	R: 0 E: 0 K: 0 S: 3 H: 1 LOB: 1 BB: 1 P: 7	R: 0 E: 0 K: 0 S: 3 H: 0 LOB: 1 BB: 0 P: 5	R: 0 E: 0 K: 2 S: 9 H: 2 LOB: 2 BB: 0 P: 9	R: 2 E: 0 K: 0 S: 3 H: 2 LOB: 1 BB: 1 P: 7	1B: 5 2B: 3 3B: 0 HR: 1	SF: 0 SAC: 1 DP: 1 HBP: 1						

PITCHER		IP	WLS	BF	H	R	ER	SO	BB	IBB	HBP	BLK	WP	HR	S	P	ERA	WHIP
14 David Price, L	(1, 1)	2.0		10	2	3	3	1	2	0	0	0	1	1	11	21	13.50	2.000
ERA: 9.0																		
75 Jonah Bayliss, R	(3, 1)	1.0		3	0	0	0	1	0	0	0	0	0	0	5	5	0.00	0.000
ERA: 9.0																		
40 Wade Davis, R	(4, 1)	1.0		3	0	0	0	0	0	0	0	0	0	0	3	3	0.00	0.000
ERA:																		
36 Adam Russell, R	(5, 1)	1.0		5	2	0	0	0	0	0	0	0	0	0	5	5	0.00	2.000
ERA: 9.0																		
78 Chris Bootcheck, R	(6, 1)	1.0	H	4	1	0	0	0	1	0	0	0	0	0	3	7	0.00	2.000
ERA: 9.0																		

PITCHER		IP	WLS	BF	H	R	ER	SO	BB	IBB	HBP	BLK	WP	HR	S	P	ERA	WHIP
47 Brandon Gomes, R	(7, 1)	1.0	H	4	0	0	0	0	0	0	1	0	0	0	3	5	0.00	0.000
ERA:																		
72 Richard De Los Santos, R	(8, 1)	1.1	L	9	4	2	2	2	1	0	0	0	0	0	12	16	13.50	3.750
ERA: 23.14																		

BOTTOM

Tampa Bay Rays @ Toronto Blue Jays

Florida Auto Exchange Stadium, Dunedin, FL

Wed Mar 02 2011, 1:08 PM - 3:49 PM EST

Att. 4,270 - Partly Cloudy - 73 F

livebaseballscorecards.com

AB	32
R	5
H	9
RBI	5
BB	4
SO	4
LOB	12

Pittsburgh Pirates @ Toronto Blue Jays

Florida Auto Exchange Stadium, Dunedin, FL

Thu Mar 03 2011, 1:07 PM - 3:37 PM EST

Att. 2,558 - Sunny - 65 F

TOP

livebaseballscorecards.com

Batter	1	2	3	4	5	6	7	8	9	AB	R	H	RBI	BB	SO	LOB
22 Andrew McCutchen, R (1, 8) OBP: 0.267, SLG: 0.500 76 Corey Wimberly, S (6, 8)	C C C 0-3 ① K		x 0-0 ③ G6-3			B B B B 4-0 23 FC6-4 BB	x 0-0 ③ G1-4		x 0-0 ③ P5	2 0 0 0 1 1 1 2 0 0 0 0 0 3						
51 Steve Pearce, R (1, 3) OBP: 0.333, SLG: 0.455 17 Josh Fields, R (6, 3) OBP: 0.091, SLG: 0.100	S S S 0-3 ② K			x 0-0 ① 1B		x 0-0 ① F7		x 0-0 ① L5		3 0 1 0 0 1 2 1 0 0 0 0 0 0						
23 Matt Diaz, R (1, 7) OBP: 0.083, SLG: 0.167 44 Alex Presley, L (6, 7) OBP: 0.545, SLG: 0.167	C C C 0-3 ③ K			x 0-0 ② G6-3		x 0-0 ② FC6-4 24 3B 1-2f 2-3		S S S 0-3 ② K		3 1 0 0 0 1 2 1 0 0 0 0 1 0						
24 Pedro Alvarez, L (1, 10) OBP: 0.400, SLG: 0.714 75 Jeremy Farrell, R (8, PH) (8, 10)		S S S 0-3 ① K		x 0-0 ③ F9		x 0-0 ③ 3B 1-H 3-H		x 0-0 ③ G6-3		3 0 1 2 0 1 0 1 0 0 0 0 0 0						
46 Garrett Jones, L (1, 9) OBP: 0.417, SLG: 0.500 66 Gorkys Hernández, R (6, 9) OBP: 0.125, SLG: 0.125		x 0-0 ② G3			S S S 0-3 ① K	S S S 0-3 ③ K			x 0-0 ① F9	3 0 0 0 0 2 1 1 0 0 0 0 0 0						
10 Garrett Atkins, R (1, 5) OBP: 0.364, SLG: 0.800 12 Andy Marte, R (7, 5) OBP: 0.333, SLG: 0.400		S S S 0-3 ③ K2-3			x 0-0 2B		x 0-0 ① G5-3		S S S 0-3 ② K	3 0 1 0 0 1 0 1 0 0 0 0 1 0						
5 Ronny Cedeno, R (1, 6) 3 Pedro Ciriaco, R (7, 6) OBP: 0.333, SLG: 0.500			x 0-0 ① L6		x 0-0 ② F7		x 0-0 ② F8		x 0-0 10 S 10 1B 1B	3 0 0 0 0 0 1 1 1 1 0 0 0 0						
77 Brian Friday, R (1, 4) OBP: 0.167, SLG: 0.333 10 Joshua Rodriguez, R (7, 4) OBP: 0.375, SLG: 0.286			S S S 0-3 ② K		x 0-0 ③ G3		x 0-0 68 1B 2B		B X 1-0 1-H 68 S 1B	3 1 1 0 0 1 1 1 0 1 1 0 0 0						
35 Jason Jaramillo, S (1, 2) OBP: 0.600, SLG: 1.600 68 Dusty Brown, R (7, PH) OBP: 0.556, SLG: 0.500 (7, 2)			x 0-0 2B			x 0-0 23 FC6-4 24 3B 2B	x 0-0 2-H 1B		B H 2-0 1-2 HBP	2 1 2 0 0 0 0 1 0 1 1 0 0 0						
Inning Stats	R: 0 E: 0 K: 3 S: 9 H: 0 LOB: 0 BB: 0 P: 9	R: 0 E: 0 K: 2 S: 7 H: 0 LOB: 0 BB: 0 P: 7	R: 0 E: 0 K: 1 S: 6 H: 1 LOB: 1 BB: 0 P: 6	R: 0 E: 0 K: 0 S: 3 H: 1 LOB: 0 BB: 0 P: 3	R: 0 E: 0 K: 1 S: 6 H: 1 LOB: 1 BB: 0 P: 6	R: 2 E: 0 K: 1 S: 7 H: 2 LOB: 1 BB: 1 P: 11	R: 1 E: 0 K: 0 S: 5 H: 2 LOB: 1 BB: 0 P: 5	R: 0 E: 0 K: 1 S: 5 H: 0 LOB: 0 BB: 0 P: 5	R: 1 E: 0 K: 1 S: 7 H: 2 LOB: 2 BB: 0 P: 10	1B: 4 2B: 4 3B: 1 HR: 0 SF: 0 SAC: 0 DP: 0 HBP: 1						

AB	35
R	4
H	9
RBI	4
BB	1
SO	10
LOB	11

WP: 0 PB: 0 SB: 2 CS: 0 PA: 37

PITCHER		IP	WLS	BF	H	R	ER	SO	BB	IBB	HBP	BLK	WP	HR	S	P	ERA	WHIP
27 Brett Cecil, L ERA: 1.8	(1, 1)	3.0		10	1	0	0	6	0	0	0	0	0	0	22	22	0.00	0.333
60 Jon Rauch, R ERA:	(4, 1)	1.0	H	3	1	0	0	0	0	0	0	0	0	0	3	3	0.00	1.000
33 Carlos Villanueva, R ERA:	(5, 1)	1.0	H	4	1	0	0	1	0	0	0	0	0	0	6	6	0.00	1.000
48 Scott Richmond, R ERA: 13.5	(6, 1)	2.0	L	11	4	3	3	1	1	0	0	0	0	0	12	16	13.50	2.500
67 Robert Ray, R ERA: 4.5	(8, 1)	2.0		9	2	1	1	2	0	0	1	0	0	0	12	15	4.50	1.000

PITCHER	IP	WLS	BF	H	R	ER	SO	BB	IBB	HBP	BLK	WP	HR	S	P	ERA	WHIP

BOTTOM

Batter	1	2	3	4	5	6	7	8	9	AB	R	H	RBI	BB	SO	LOB
11 Rajai Davis, R (1, 8) OBP: 0.167, SLG: 0.333										3	1	1	0	0	0	0
1 Darin Mastroianni, R (7, 8) OBP: 0.286, SLG: 0.286	62 G6-3 19 1B 2B		L8			G6-3			43 1B 43 WP 1B	1	0	1	0	0	0	0
62 Eric Thames, L (1, 7) OBP: 0.462, SLG: 0.909	G6-3 2-3			K			26 G3 70 G4-3 BB		1-0 70 K 1-3 1B	2	0	0	0	1	1	1
43 Anthony Gose, L (9, PH) OBP: 0.375, SLG: 0.200										1	0	1	0	0	0	0
19 José Bautista, R (1, 5) OBP: 0.143, SLG: 0.143	26 G4-6-3 3-H 1B			G4-3			G4-3 1-2		1 SAFE K 1-2	2	0	1	1	0	0	0
70 John Tolisano, S (6, 5)										2	0	0	0	0	1	3
26 Adam Lind, L (1, 10) OBP: 0.357, SLG: 0.273	G4-6-3 1-2f			G6-3			G3 2-3			3	0	0	0	0	0	2
20 Juan Rivera, R (1, 9) OBP: 0.400, SLG: 0.556		G1-3			G5-3		G4-3			2	0	0	0	0	0	0
74 Moisés Sierra, R (7, 9) OBP: 0.250, SLG: 0.143										1	0	0	0	0	0	1
28 David Cooper, L (1, 3) OBP: 0.400, SLG: 0.250		L6			G4-3			G6-3		3	0	0	0	0	0	0
66 Mike McDade, S (9, 3)										0	0	0	0	0	0	0
6 John McDonald, R (1, 6) OBP: 0.333, SLG: 0.333		B1-3			G1-3			G4-3		2	0	0	0	0	0	0
Jake Marisnick, R (8, 6)										1	0	0	0	0	0	0
14 Ryan Budde, R (1, 2)			P2			F8				2	0	0	0	0	0	0
15 Travis d'Arnaud, R (7, 2)										1	0	0	0	0	0	0
68 Jonathan Diaz, R (1, 4) OBP: 0.300, SLG: 0.333			K			L5			K	3	0	0	0	0	2	0

Inning Stats	1	2	3	4	5	6	7	8	9
	R: 1 E: 0 K: 0 S: 4	H: 2 LOB: 0 BB: 0 P: 4	R: 0 E: 0 K: 0 S: 3	H: 0 LOB: 0 BB: 0 P: 3	R: 0 E: 0 K: 1 S: 5	H: 0 LOB: 0 BB: 0 P: 5	R: 0 E: 0 K: 1 S: 5	H: 0 LOB: 0 BB: 0 P: 5	R: 0 E: 0 K: 0 S: 3	H: 0 LOB: 0 BB: 0 P: 3	R: 0 E: 0 K: 0 S: 3	H: 0 LOB: 0 BB: 0 P: 3	R: 0 E: 0 K: 0 S: 3	H: 0 LOB: 1 BB: 1 P: 7	R: 0 E: 0 K: 0 S: 3	H: 0 LOB: 0 BB: 0 P: 3	R: 0 E: 0 K: 2 S: 8	H: 2 LOB: 1 BB: 0 P: 9

1B: 3 SF: 0 WP: 1 PA: 30
2B: 1 SAC: 0 PB: 0
3B: 0 DP: 1 SB: 0
HR: 0 HBP: 0 CS: 0

PITCHER		IP	WLS	BF	H	R	ER	SO	BB	IBB	HBP	BLK	WP	HR	S	P	ERA	WHIP
50 Charlie Morton, R ERA: 1.8	(1, 1)	3.0		10	2	1	1	1	0	0	0	0	0	0	12	12	3.00	0.667
32 Brad Lincoln, R ERA: 1.8	(4, 1)	3.0	W	9	0	0	0	1	0	0	0	0	0	0	11	11	0.00	0.000
39 Tyler Yates, R ERA:	(7, 1)	1.0	H	4	0	0	0	0	1	0	0	0	0	0	3	7	0.00	1.000
61 Jeff Locke, L ERA: 4.5	(8, 1)	1.0	H	3	0	0	0	0	0	0	0	0	0	0	3	3	0.00	0.000
75 César Valdez, R ERA:	(9, 1)	1.0	S	4	2	0	0	2	0	0	0	0	1	0	8	9	0.00	2.000

PITCHER	IP	WLS	BF	H	R	ER	SO	BB	IBB	HBP	BLK	WP	HR	S	P	ERA	WHIP

Pittsburgh Pirates @ Toronto Blue Jays

Florida Auto Exchange Stadium, Dunedin, FL

Thu Mar 03 2011, 1:07 PM - 3:37 PM EST

Att. 2,558 - Sunny - 65 F

livebaseballscorecards.com

AB	29
R	1
H	4
RBI	1
BB	1
SO	4
LOB	7

Toronto Blue Jays @ Atlanta Braves

Champion Stadium, Lake Buena Vista, FL

Fri Mar 04 2011, 1:06 PM - 4:09 PM EST

Att. 5,303 - Partly Cloudy - 72 F

TOP

livebaseballscorecards.com

Batter	1	2	3	4	5	6	7	8	9	AB	R	H	RBI	BB	SO	LOB
11 Rajai Davis, R (1, 8) OBP: 0.250, SLG: 0.333	P2	BBB 4-0 5 G4-6-3 1-2 BB			19 F8 5 1B 10 SF9 1B	F8		2-H 3-H 1B		3	1	1	0	1	0	2
79 Kenny Wilson, R (8, PH) OBP: 1.000, SLG: 1.000 (8, 8)										1	0	1	2	0	0	0
5 Yunel Escobar, R (1, 6) OBP: 0.500, SLG: 0.538	19 1B 16 1B 1B	G4-6-3 1-2f			1-2 1B		F9	F8		4	1	2	0	0	0	3
28 David Cooper, L (7, 3) OBP: 0.364, SLG: 0.222										1	0	0	0	0	0	1
19 José Bautista, R (1, 5) OBP: 0.182, SLG: 0.182	16 1B 1-2 1B		SSS K		F8 2-3		G5-3		3 SH1-3 1B 2B	4	0	1	0	0	1	2
70 John Tolisano, S (7, 5) OBP: 0.200, SLG: 0.400										1	1	1	0	0	0	0
10 Edwin Encarnación, R (1, 3) OBP: 0.200, SLG: 0.500	F5	G5-3			SF9 3-H		2B		SH1-3 2-3	3	0	1	1	0	0	2
3 Adeiny Hechavarría, R (7, PR) (7, 6)										0	0	0	0	0	0	0
16 Corey Patterson, L (1, 7) OBP: 0.133, SLG: 0.133	1-3 2-H 1B	9 WP 1B			G3		P5		9 1B 31 1B 3-H 1B	4	0	2	1	0	0	2
Jason Lane, R (7, 7) OBP: 1.000, SLG: 1.000										1	1	1	1	0	0	0
9 J.P. Arencibia, R (1, 10) OBP: 0.294, SLG: 0.077	SSS 0-3 K	BSSSS 1-3 K 1-2				SSS 0-3 K		BBBB 4-0 18 SH5-3 79 1B BB	31 1B 1-2 1B	4	1	1	0	1	3	3
8 José Molina, R (1, 2) OBP: 0.429, SLG: 0.333		F9		G5-3		BBBB 4-0 1 G4-3 18 BB 1 E BB		BBBB 4-0 18 SH5-3 79 1B 1-2 BB	1-2 2-H 1B	2	0	0	0	1	0	0
31 Brian Jeroloman, L (6, PR) (6, 2) OBP: 0.500, SLG: 0.333										1	2	1	1	1	0	0
18 Mike McCoy, R (1, 4) OBP: 0.429, SLG: 0.364		BBB 4-0 1 1B BB		CCC 0-3 K		BBBB 4-0 1 E 1-2 BB		SH5-3 1-2 2-3	F9	1	0	0	0	2	1	0
68 Jonathan Diaz, R (8, 4) OBP: 0.273, SLG: 0.300										1	0	0	0	0	0	2
1 Darin Mastroianni, R (1, 9) OBP: 0.273, SLG: 0.273		11 BB 1-3 1B		CCC 0-3 K		G4-3 1-2 2-H		P6	SSS K	4	0	1	0	0	1	3
Jake Marisnick, R (8, 9)										1	0	0	0	0	1	2

Inning Stats																		
	R: 1	H: 3	R: 0	H: 1	R: 0	H: 1	R: 0	H: 0	R: 1	H: 2	R: 1	H: 0	R: 0	H: 1	R: 2	H: 1	R: 2	H: 4
	E: 0	LOB: 2	E: 0	LOB: 2	E: 0	LOB: 1	E: 0	LOB: 0	E: 0	LOB: 1	E: 1	LOB: 2	E: 0	LOB: 1	E: 0	LOB: 2	E: 0	LOB: 2
	K: 1	BB: 0	K: 0	BB: 2	K: 2	BB: 0	K: 2	BB: 0	K: 0	BB: 0	K: 1	BB: 2	K: 0	BB: 0	K: 4	BB: 2	K: 0	BB: 0
	S: 8	P: 8	S: 3	P: 11	S: 8	P: 9	S: 7	P: 7	S: 5	P: 5	S: 5	P: 13	S: 4	P: 4	S: 4	P: 12	S: 9	P: 9

AB	36
R	7
H	13
RBI	6
BB	6
SO	7
LOB	22

1B: 11	SF: 1	WP: 1	PA: 45
2B: 2	SAC: 2	PB: 0	
3B: 0	DP: 1	SB: 0	
HR: 0	HBP: 0	CS: 0	

PITCHER		IP	WLS	BF	H	R	ER	SO	BB	IBB	HBP	BLK	WP	HR	S	P	ERA	WHIP
36 Mike Minor, L ERA: 1.8	(1, 1)	3.0		15	5	1	1	3	2	0	0	0	1	0	19	28	3.00	2.333
40 Rodrigo Lopez, R ERA: 1.8	(4, 1)	3.0		13	2	2	1	3	2	0	0	0	0	0	17	25	3.00	1.333
19 Scott Linebrink, R ERA: 9.0	(7, 1)	1.0		4	1	0	0	0	0	0	0	0	0	0	4	4	0.00	1.000
52 George Sherrill, L ERA: 9.0	(8, 1)	1.0	B	6	1	2	2	0	2	0	0	0	0	0	4	12	18.00	3.000
58 Peter Moylan, R ERA: 9.0	(9, 1)	1.0	L	7	4	2	2	1	0	0	0	0	0	0	9	9	18.00	4.000

PITCHER		IP	WLS	BF	H	R	ER	SO	BB	IBB	HBP	BLK	WP	HR	S	P	ERA	WHIP

BOTTOM

Toronto Blue Jays @ Atlanta Braves

Champion Stadium, Lake Buena Vista, FL

Fri Mar 04 2011, 1:06 PM - 4:09 PM EST

Att. 5,303 - Partly Cloudy - 72 F

livebaseballscorecards.com

Batter	1	2	3	4	5	6	7	8	9	AB	R	H	RBI	BB	SO	LOB
79 Mycal Jones, R (1, 8) OBP: 0.444, SLG: 0.429	K		P6	1-2 2-3 3-H 1B			2 1B 26 2B 2B	K		5	1	2	1	0	2	2
2 Alex Gonzalez, R (1, 6) OBP: 0.471, SLG: 0.600	10 FC4 1B		G6-3	K			10 HBP 26 2B 2-3 1B	FC6 1-2f		4	0	2	0	0	1	3
92 David Rohm, R (7, PR) (8, 7)										1	1	0	0	0	0	2
10 Chipper Jones, S (1, 10) OBP: 0.375, SLG: 0.286	FC4 1-2f			G5-3 26 1B 8 1B 1B	E3		1-2 26 2B HBP		K	4	1	1	0	0	1	1
26 Dan Uggla, R (1, 4) OBP: 0.313, SLG: 0.357	P2			1-2 8 1B G5-3 1B	F8		1-H 2-H 3-H 2B		G6-3	4	1	2	2	0	0	2
86 Phil Gosselin, R (8, 4)										1	0	0	0	0	0	0
Todd Cunningham, S (1, 7)		G4-3	G5-3	1-2 2-3	F7		F9		K	3	0	0	0	0	0	3
75 Ed Lucas, R (6, 7) (8, 6) OBP: 0.600, SLG: 0.556										2	0	0	0	0	1	2
4 Joe Mather, R (1, 3) OBP: 0.267, SLG: 0.231		K	28 1B 79 1B 8 1B BB		K	F7				3	1	0	0	1	2	3
8 David Ross, R (1, 2) OBP: 0.333, SLG: 0.143		E5	79 1B 28 1B 1-2 2-H 3-H 1B			K		23 FC1-5 28 E 1B		3	0	1	2	0	1	0
53 Wilkin Castillo, S (7, 2) OBP: 0.333, SLG: 0.333										1	0	1	0	0	0	0
28 Brent Clevlen, R (1, 9) OBP: 0.545, SLG: 0.444		K	79 1B 1-2 2-3 1B			23 G4-6-3 1B		1 SAFE 23 FC1-5 1-2 BB		3	0	2	0	1	1	1
23 Brandon Hicks, R (1, 5) OBP: 0.182, SLG: 0.273			K	K		G4-6-3 1-2f		FC1-5 92 FC6 1-2 2-3f		4	0	0	0	0	2	6

	AB	38
	R	5
	H	11
	RBI	5
	BB	2
	SO	11
	LOB	25

Inning Stats	1	2	3	4	5	6	7	8	9	1B: 9	SF: 0	WP: 0	PA: 41
	R: 0 E: 0 K: 1 S: 6 H: 1 LOB: 1 BB: 0 P: 6	R: 0 E: 1 K: 2 S: 8 H: 0 LOB: 1 BB: 0 P: 8	R: 0 E: 0 K: 1 S: 5 H: 0 LOB: 0 BB: 0 P: 5	R: 3 E: 0 K: 2 S: 12 H: 5 LOB: 3 BB: 1 P: 16	R: 0 E: 1 K: 1 S: 6 H: 0 LOB: 1 BB: 0 P: 6	R: 0 E: 0 K: 1 S: 5 H: 1 LOB: 0 BB: 0 P: 5	R: 2 E: 0 K: 0 S: 5 H: 3 LOB: 2 BB: 0 P: 6	R: 0 E: 1 K: 1 S: 6 H: 1 LOB: 2 BB: 1 P: 10	R: 0 E: 0 K: 2 S: 7 H: 0 LOB: 0 BB: 0 P: 7	2B: 2 3B: 0 HR: 0	SAC: 0 DP: 1 HBP: 1	PB: 0 SB: 0 CS: 0	

PITCHER		IP	WLS	BF	H	R	ER	SO	BB	IBB	HBP	BLK	WP	HR	S	P	ERA	WHIP
51 Jesse Litsch, R ERA:	(1, 1)	3.0		11	1	0	0	4	0	0	0	0	0	0	19	19	0.00	0.333
34 Marc Rzepczynski, L ERA: 10.13	(4, 1)	0.2	B	8	5	3	3	1	1	0	0	0	0	0	9	13	40.50	9.000
36 Alan Farina, R ERA:	(4, 1)	1.1		5	0	0	0	2	0	0	0	0	0	0	9	9	0.00	0.000
25 David Purcey, L ERA: 4.5	(6, 1)	2.0		9	4	2	2	1	0	0	1	0	0	0	10	11	9.00	2.000
17 Josh Roenicke, R ERA:	(8, 1)	1.0	W	5	1	0	0	1	1	0	0	0	0	0	6	10	0.00	2.000

PITCHER		IP	WLS	BF	H	R	ER	SO	BB	IBB	HBP	BLK	WP	HR	S	P	ERA	WHIP
40 Joel Carreno, R ERA: 10.13	(9, 1)	1.0	S	3	0	0	0	2	0	0	0	0	0	0	7	7	0.00	0.000

Batter	1	2	3	4	5	6	7	8	9	AB	R	H	RBI	BB	SO	LOB
14 Austin Jackson, R (1, 8) OBP: 0.500, SLG: 0.500	0-0 13 1B 2B		P6			K		G3		3	1	1	0	0	1	1
Daniel Fields, L (7, 8) OBP: 0.500, SLG: 0.500										1	0	0	0	0	0	0
13 Alex Avila, L (1, 2) OBP: 0.500, SLG: 0.364	0-0 24 1B 2-H 1B		K			1-2 25 2B 24 SF9 1B		G5-3		3	0	2	1	0	1	0
63 Max St. Pierre, R (6, PR) (6, 2)										1	1	0	0	0	0	0
25 Ryan Raburn, R (1, 7) OBP: 0.389, SLG: 0.688	0-3 K			4-0 24 G5-4-3 BB		0-0 24 SF9 1-3 2-H 2B		G6-3		2	0	1	1	1	1	1
29 Edwin Gomez, S (7, 7)										1	0	0	0	0	0	0
24 Miguel Cabrera, R (1, 3) OBP: 0.188, SLG: 0.214	0-0 32 G4-6-3 1-3 1B			G5-4-3 1-2f		SF9 2-3 3-H			F7	2	0	1	1	0	0	1
18 Audy Ciriaco, R (6, 5) OBP: 0.111, SLG: 0.111										1	0	0	0	0	0	0
32 Don Kelly, L (1, 5) OBP: 0.333, SLG: 0.385	0-0 G4-6-3 1-2f			K		G3-1			0-0 57 BB 1B	4	0	1	0	0	1	4
(6, 3)																
57 Casper Wells, R (1, 9) OBP: 0.500, SLG: 0.692		0-3 K			0-0 G6-3		1-1 HR		4-0 FC6-4 1-2 BB	3	1	1	1	1	1	0
39 Ramon Santiago, S (1, 6) OBP: 0.364, SLG: 0.400		0-0 G4-3			0-0 P4		0-0 20 G5-4-3 1B		0-0 F8	3	0	1	0	0	0	0
19 Cale Iorg, R (7, PR) OBP: 0.143, SLG: 0.571										1	0	0	0	0	0	2
(7, 6)																
20 Scott Sizemore, R (1, 4) OBP: 0.200, SLG: 0.214		0-3 K			0-0 G6-3		0-0 G5-4-3 1-2f		0-0 FC6-4 1-2f	3	0	0	0	0	1	1
Gustavo Nunez, S (7, 4)										1	0	0	0	0	0	2
65 Scott Thorman, L (1, 10) OBP: 0.182, SLG: 0.100			0-0 F9			0-0 13 1B 25 2B 1B	0-3 K			3	1	1	0	0	1	1
Inning Stats	R: 1 E: 0 K: 1 S: 7 H: 3 LOB: 1 BB: 0 P: 7	R: 0 E: 0 K: 2 S: 7 H: 0 LOB: 0 BB: 0 P: 7	R: 0 E: 0 K: 1 S: 5 H: 0 LOB: 0 BB: 0 P: 5	R: 0 E: 0 K: 1 S: 4 H: 0 LOB: 0 BB: 1 P: 8	R: 0 E: 0 K: 0 S: 3 H: 0 LOB: 0 BB: 0 P: 3	R: 2 E: 0 K: 1 S: 8 H: 3 LOB: 2 BB: 0 P: 8	R: 1 E: 0 K: 1 S: 7 H: 2 LOB: 1 BB: 0 P: 8	R: 0 E: 0 K: 0 S: 3 H: 0 LOB: 0 BB: 0 P: 3	R: 0 E: 0 K: 0 S: 4 H: 1 LOB: 2 BB: 1 P: 8	1B: 6 2B: 2 3B: 0 HR: 1 SF: 1 SAC: 0 DP: 3 HBP: 0						

TOP

Detroit Tigers @ Toronto Blue Jays

Florida Auto Exchange Stadium, Dunedin, FL

Sat Mar 05 2011, 1:09 PM - 3:19 PM EST

Att. 3,960 - Overcast - 67 F

livebaseballscorecards.com

AB	32
R	4
H	9
RBI	4
BB	2
SO	7
LOB	13

WP: 0 PB: 0 SB: 0 CS: 0 PA: 35

PITCHER	IP	WLS	BF	H	R	ER	SO	BB	IBB	HBP	BLK	WP	HR	S	P	ERA	WHIP
4 Kyle Drabek, R (1, 1) ERA: 4.5	2.0		8	3	1	1	3	0	0	0	0	0	0	14	14	4.50	1.500
37 Jo-Jo Reyes, L (3, 1) ERA: 3.6	3.0		9	0	0	0	2	1	0	0	0	0	0	12	16	0.00	0.333
29 Octavio Dotel, R (6, 1) ERA: 22.5	1.0		6	3	2	2	1	0	0	0	0	0	0	8	8	18.00	3.000
57 Shawn Camp, R (7, 1) ERA: 4.5	1.0		4	2	1	1	1	0	0	0	0	0	1	7	8	9.00	2.000
44 Casey Janssen, R (8, 1) ERA:	1.0	W	3	0	0	0	0	0	0	0	0	0	0	3	3	0.00	0.000

PITCHER	IP	WLS	BF	H	R	ER	SO	BB	IBB	HBP	BLK	WP	HR	S	P	ERA	WHIP
47 Luis Perez, L (9, 1) ERA:	1.0	S	5	1	0	0	0	1	0	0	0	0	0	4	8	0.00	2.000

BOTTOM

Detroit Tigers @ Toronto Blue Jays

Florida Auto Exchange Stadium, Dunedin, FL

Sat Mar 05 2011, 1:09 PM - 3:19 PM EST

Att. 3,960 - Overcast - 67 F

livebaseballscorecards.com

Batter	1	2	3	4	5	6	7	8	9	AB	R	H	RBI	BB	SO	LOB
43 Anthony Gose, L (1, 8) OBP: 0.333, SLG: 0.125 1 Darin Mastroianni, R (9, 8) OBP: 0.273, SLG: 0.273	K		G3			G3		13 HR 1-2 BB		3 0	1 0	0 0	0 0	1 0	1 0	0 0
6 John McDonald, R (1, 5) OBP: 0.364, SLG: 0.364 13 Brett Lawrie, R (5, 5) OBP: 0.308, SLG: 0.615	G5-3		1B			26 1B 2B		1-H 2-H HR		2 2	0 2	1 2	0 3	0 0	0 0	0 0
26 Adam Lind, L (1, 3) OBP: 0.412, SLG: 0.357 28 David Cooper, L (6, PR) OBP: 0.417, SLG: 0.300 (7, 3)	1B		K			2-H 1B		62 1B 31 E 1B		3 1	0 1	2 1	1 0	0 0	1 0	1 0
20 Juan Rivera, R (1, 9) OBP: 0.385, SLG: 0.500 74 Moisés Sierra, R (7, 9) OBP: 0.222, SLG: 0.125	K			10 G6-4-3 1B		F8		K		3 1	0 0	1 0	0 0	0 0	1 1	2 1
45 Travis Snider, L (1, 7) OBP: 0.500, SLG: 0.500 62 Eric Thames, L (5, 7) OBP: 0.467, SLG: 0.846		9 G6-3 1B		K		G4-3		31 E 14 FC6 1-2 1B		2 2	0 1	1 1	0 0	0 0	1 0	1 1
10 Edwin Encarnación, R (1, 10) OBP: 0.222, SLG: 0.438 30 Michael Crouse, R (7, PR) (8, 10) 31 Brian Jeroloman, L (8, PH) OBP: 0.400, SLG: 0.250 (9, 10)	P5			G6-4-3 1-2f			14 G5-4-3 BB	E4 14 E 14 FC6 79 SF7 1-3 2-H		2 0 1	0 0 1	0 0 1	0 0 0	1 0 0	0 0 1	2 0 1
9 J.P. Arencibia, R (1, 2) OBP: 0.263, SLG: 0.067 14 Ryan Budde, R (6, 2)	G6-3 1-2				G6-3		G5-4-3 1-2f	FC6 1-3 3-H		2 2	0 0	0 0	0 1	0 0	0 0	1 2
3 Adeiny Hechavarría, R (1, 6) 79 Ryan Goins, L (8, 4)	F8				L9		G6-3	SF7 3-H		3 0	0 0	0 0	0 1	0 0	0 0	2 0
68 Jonathan Diaz, R (1, 4) OBP: 0.267, SLG: 0.286 (8, 6)			L5		F7			43 BB 13 HR 1B F8		4	1	1	0	0	0	1
Inning Stats	R: 0 E: 0 K: 2 S: 8 H: 1 LOB: 1 BB: 0 P: 8	R: 0 E: 0 K: 0 S: 4 H: 1 LOB: 1 BB: 0 P: 4	R: 0 E: 0 K: 1 S: 6 H: 1 LOB: 1 BB: 0 P: 6	R: 0 E: 0 K: 1 S: 5 H: 1 LOB: 0 BB: 0 P: 5	R: 0 E: 0 K: 0 S: 3 H: 0 LOB: 0 BB: 0 P: 3	R: 1 E: 0 K: 0 S: 5 H: 2 LOB: 1 BB: 0 P: 5	R: 0 E: 0 K: 0 S: 2 H: 0 LOB: 1 BB: 1 P: 6	R: 6 E: 2 K: 1 S: 11 H: 4 LOB: 1 BB: 1 P: 16		1B: 8 2B: 1 3B: 0 HR: 1 SF: 1 SAC: 0 DP: 2 HBP: 0	WP: 0 PB: 0 SB: 0 CS: 0 PA: 36					

PITCHER	IP	WLS	BF	H	R	ER	SO	BB	IBB	HBP	BLK	WP	HR	S	P	ERA	WHIP
50 Jacob Turner, R (1, 1) ERA: 1.5	3.0		12	3	0	0	3	0	0	0	0	0	0	18	18	0.00	1.000
66 John Bale, L (4, 1) ERA:	2.0	H	6	1	0	0	1	0	0	0	0	0	0	8	8	0.00	0.500
38 Robbie Weinhardt, R (6, 1) ERA: 2.25	1.0	H	5	2	1	1	0	0	0	0	0	0	0	5	5	9.00	2.000
60 Brayan Villarreal, R (7, 1) ERA: 8.1	1.1	L	11	4	6	3	1	2	0	0	0	0	1	11	20	20.25	4.500
56 Jose Ortega, R (8, 1) ERA:	0.2		2	0	0	0	0	0	0	0	0	0	0	2	2	0.00	0.000

PITCHER	IP	WLS	BF	H	R	ER	SO	BB	IBB	HBP	BLK	WP	HR	S	P	ERA	WHIP

Toronto Blue Jays @ Pittsburgh Pirates

McKechnie Field, Bradenton, FL

Sun Mar 06 2011, 1:12 PM - 3:58 PM EST

Att. 4,668 - Partly Cloudy - 77 F

TOP

livebaseballscorecards.com

Batter	1	2	3	4	5	6	7	8	9	AB	R	H	RBI	BB	SO	LOB
16 Corey Patterson, L (1, 8) OBP: 0.158, SLG: 0.211	0-0 5 1B 19 1B 2B	0-0 G4-3		0-0 P6		CSS 0-3 K		FSS 0-3 K		4	1	1	0	0	1	0
43 Anthony Gose, L (6, 8) OBP: 0.308, SLG: 0.111										1	0	0	0	0	1	1
5 Yunel Escobar, R (1, 6) OBP: 0.500, SLG: 0.529	0-0 45 BB 19 1B 62 SF8 2-3 1B		0-0 F8	0-0 F9			0-0 45 G1-3 13 1B 1B		0-0 G4-3	4	1	2	0	0	0	0
68 Jonathan Diaz, R (7, PR) OBP: 0.250, SLG: 0.267 (7, 4)										1	0	0	0	0	0	0
19 José Bautista, R (1, 5) OBP: 0.357, SLG: 0.500	0-0 62 SF8 45 BB 1-2 3-H 1B		0-0 45 E 2B		0-0 45 2B 2B		0-0 45 G1-3 1-2 1B		0-0 31 G4-3 1B	3	2	3	1	0	0	0
13 Brett Lawrie, R (5, 5) OBP: 0.400, SLG: 0.667										2	0	2	0	0	0	0
45 Travis Snider, L (1, 10) OBP: 0.500, SLG: 0.600	BBBB 4-0 1-2 2-3 BB		0-0 E6 62 1B 2-H		0-0 2-H 2B		0-0 G1-3 1-2 2-3		0-0 G4-3 1-2	3	1	1	1	1	0	2
31 Brian Jeroloman, L (9, PH) OBP: 0.333, SLG: 0.200 (9, 10)										1	0	0	0	0	0	1
10 Edwin Encarnación, R (1, 3) OBP: 0.182, SLG: 0.350	SCC 0-3 K	CSS 0-3 K			FCC 0-3 K		SCC 0-3 K		CSS 0-3 K	4	0	0	0	0	4	8
28 David Cooper, L (7, 3) OBP: 0.385, SLG: 0.273										1	0	0	0	0	1	1
62 Eric Thames, L (1, 7) OBP: 0.421, SLG: 0.750	0-0 SF8 2-3 3-H		0-0 11 BB 2-H 1B		CFS 0-3 K		0-0 L9			3	0	1	2	0	1	4
74 Moisés Sierra, R (7, 9) OBP: 0.222, SLG: 0.125										0	0	0	0	0	0	0
11 Rajai Davis, R (1, 9) OBP: 0.263, SLG: 0.294	0-0 P3		BBBB 4-0 1-2 BB		0-0 G6-3			CSS 0-3 K		2	0	0	0	1	0	3
1 Darin Mastroianni, R (7, 7) OBP: 0.250, SLG: 0.250										1	0	0	0	0	1	0
9 J.P. Arencibia, R (1, 2) OBP: 0.227, SLG: 0.056		0-0 F9	SSS 0-3 K			0-0 G6-3		FSS 0-3 K		3	0	0	0	0	1	2
15 Travis d'Arnaud, R (7, 2)										1	0	0	0	0	1	0
18 Mike McCoy, R (1, 4) OBP: 0.353, SLG: 0.286		0-0 B2		0-0 P5		0-0 G6-3		BBBB 4-0 BB		3	0	0	0	0	0	0
3 Adeiny Hechavarría, R (7, 6)										0	0	0	0	1	0	0
Inning Stats	R: 2 E: 0 K: 1 S: 8 H: 3 LOB: 2 BB: 1 P: 12	R: 0 E: 0 K: 0 S: 3 H: 0 LOB: 0 BB: 0 P: 3	R: 2 E: 1 K: 2 S: 10 H: 2 LOB: 2 BB: 1 P: 14	R: 0 E: 0 K: 0 S: 3 H: 0 LOB: 0 BB: 0 P: 3	R: 1 E: 0 K: 2 S: 9 H: 2 LOB: 1 BB: 0 P: 9	R: 0 E: 0 K: 1 S: 5 H: 0 LOB: 0 BB: 0 P: 5	R: 0 E: 0 K: 1 S: 7 H: 2 LOB: 3 BB: 0 P: 7	R: 0 E: 0 K: 3 S: 9 H: 0 LOB: 1 BB: 1 P: 13	R: 0 E: 0 K: 1 S: 6 H: 1 LOB: 1 BB: 0 P: 6	1B: 6 2B: 4 3B: 0 HR: 0 SF: 1 SAC: 0 DP: 0 HBP: 0							

AB	37
R	5
H	10
RBI	4
BB	3
SO	11
LOB	22

WP: 0 PB: 0 SB: 0 CS: 0 PA: 41

PITCHER		IP	WLS	BF	H	R	ER	SO	BB	IBB	HBP	BLK	WP	HR	S	P	ERA	WHIP
53 James McDonald, R ERA: 3.86	(1, 1)	2.2	L	14	4	4	2	2	1	0	0	0	0	0	17	21	6.75	1.875
65 Justin Thomas, L ERA:	(3, 1)	0.1		3	1	0	0	1	1	0	0	0	0	0	4	8	0.00	6.000
Joel Hanrahan, R ERA: 3.38	(4, 1)	1.0		3	0	0	0	0	0	0	0	0	0	0	3	3	0.00	0.000
30 Chris Resop, R ERA: 6.0	(5, 1)	1.0		5	2	1	1	2	0	0	0	0	0	0	9	9	9.00	2.000
69 Aaron Thompson, L ERA:	(6, 1)	1.0		3	0	0	0	1	0	0	0	0	0	0	5	5	0.00	0.000

PITCHER		IP	WLS	BF	H	R	ER	SO	BB	IBB	HBP	BLK	WP	HR	S	P	ERA	WHIP
34 Daniel McCutchen, R ERA: 6.75	(7, 1)	1.0		5	2	0	0	1	0	0	0	0	0	0	7	7	0.00	2.000
74 Justin Wilson, L ERA: 16.2	(8, 1)	1.0		4	0	0	0	3	1	0	0	0	0	0	9	13	0.00	1.000
61 Jeff Locke, L ERA: 3.0	(9, 1)	1.0		4	1	0	0	1	0	0	0	0	0	0	6	6	0.00	1.000

Batter	1	2	3	4	5	6	7	8	9	AB	R	H	RBI	BB	SO	LOB
76 Corey Wimberly, S (1, 6) 79 Chase d'Arnaud, R (7, 6) OBP: 0.182, SLG: 0.100	K		3 G6-3 BB			F7		K		2 0 0 0 1 1 0 1 0 0 0 0 1 1						
3 Pedro Ciriaco, R (1, 4) OBP: 0.385, SLG: 0.615 66 Gorkys Hernández, R (7, 7) OBP: 0.091, SLG: 0.091	G5-3		G6-3 1-2			24 1B 2B		K		3 0 1 0 0 0 1 1 0 0 0 0 1 1						
22 Andrew McCutchen, R (1, 8) OBP: 0.333, SLG: 0.412 44 Alex Presley, L (7, 8) OBP: 0.467, SLG: 0.200	24 1B BB		K			24 1B BB		K		1 0 0 0 2 1 1 1 0 0 0 0 1 1						
24 Pedro Alvarez, L (1, 5) OBP: 0.381, SLG: 0.600 77 Brian Friday, R (7, 4) OBP: 0.222, SLG: 0.333	1-3 1B			G3		23 G6-3 1-2 2-3 1B			12 BB 1B	3 0 2 0 0 0 0 1 0 1 0 0 0 0						
23 Matt Diaz, R (1, 7) OBP: 0.176, SLG: 0.188 34 Daniel McCutchen, R (7, 1) 81 Andrew Lambo, L (8, 9) OBP: 0.143, SLG: 0.286	G5-3			K		G6-3 1-2f			K	3 0 0 0 0 1 5 0 0 0 0 0 0 0 1 0 0 0 0 1 1						
51 Steve Pearce, R (1, 9) OBP: 0.235, SLG: 0.313 12 Andy Marte, R (8, 3) OBP: 0.500, SLG: 0.625		K		G5-3			G5-3		BB 1-2	3 0 0 0 0 1 0 0 0 0 0 1 0 0						
17 Josh Fields, R (1, 3) OBP: 0.125, SLG: 0.071 74 Justin Wilson, L (8, 1) 61 Jeff Locke, L (9, 1) Gift Ngoepe, R (9, PH)		G4-3	68 G6-3 BB				K		K	2 0 0 0 1 1 0 0 0 0 0 0 0 0 0 0 0 0 0 0 0 1 0 0 0 0 1 2						
68 Dusty Brown, R (1, 2) OBP: 0.417, SLG: 0.364 35 Jason Jaramillo, S (7, 2) OBP: 0.429, SLG: 1.143		K		G6-3 1-2f			F9		G6-3	2 0 0 0 0 1 1 2 0 0 0 0 0 2						
53 James McDonald, L (1, 1) 65 Justin Thomas, L (3, 1) Joel Hanrahan, R (4, 1) 30 Chris Resop, R (5, 1) 46 Garrett Jones, L (5, PH) OBP: 0.316, SLG: 0.333 69 Aaron Thompson, L (6, 1) 10 Garrett Atkins, R (7, 5) OBP: 0.385, SLG: 0.727			K					BB		0 0 0 0 0 0 0 1 0 0 0 0 1 0 0 0 0 0 0 0 0 0 0 0 0 0 0 0 1 0 0 0 0 1 0 0 0 0 0 0 0 0 0 0 0 0 1 0 0						
Inning Stats	R: 0 E: 0 K: 1 S: 6 H: 1 LOB: 2 BB: 1 P: 10	R: 0 E: 0 K: 2 S: 7 H: 0 LOB: 0 BB: 0 P: 7	R: 0 E: 0 K: 2 S: 7 H: 0 LOB: 1 BB: 1 P: 11	R: 0 E: 0 K: 1 S: 5 H: 0 LOB: 0 BB: 0 P: 5	R: 0 E: 0 K: 1 S: 4 H: 0 LOB: 0 BB: 1 P: 8	R: 0 E: 0 K: 0 S: 4 H: 2 LOB: 2 BB: 1 P: 8	R: 0 E: 0 K: 1 S: 5 H: 0 LOB: 0 BB: 0 P: 5	R: 0 E: 0 K: 3 S: 9 H: 0 LOB: 1 BB: 1 P: 13	R: 0 E: 0 K: 2 S: 8 H: 1 LOB: 2 BB: 1 P: 12	1B: 3 2B: 1 3B: 0 HR: 0	SF: 0 SAC: 0 DP: 2 HBP: 0						

PITCHER	IP	WLS	BF	H	R	ER	SO	BB	IBB	HBP	BLK	WP	HR	S	P	ERA	WHIP
24 Ricky Romero, L (1, 1) ERA: 5.68	4.0	W	15	1	0	0	6	2	0	0	0	0	0	25	33	0.00	0.750
60 Jon Rauch, R (5, 1) ERA:	1.0		3	0	0	0	1	1	0	0	0	0	0	4	8	0.00	1.000
50 Frank Francisco, R (6, 1) ERA:	1.0		5	2	0	0	0	1	0	0	0	0	0	4	8	0.00	3.000
33 Carlos Villanueva, R (7, 1) ERA:	1.0		3	0	0	0	1	0	0	0	0	0	0	5	5	0.00	0.000
56 Zach Stewart, R (8, 1) ERA: 3.86	2.0		9	1	0	0	5	2	0	0	0	0	0	17	25	0.00	1.500

PITCHER	IP	WLS	BF	H	R	ER	SO	BB	IBB	HBP	BLK	WP	HR	S	P	ERA	WHIP

BOTTOM

Toronto Blue Jays @ Pittsburgh Pirates

McKechnie Field, Bradenton, FL

Sun Mar 06 2011, 1:12 PM - 3:58 PM EST
Att. 4,668 - Partly Cloudy - 77 F

livebaseballscorecards.com

AB	29
R	0
H	4
RBI	0
BB	6
SO	13
LOB	16

WP: 0 PB: 0 SB: 0 CS: 0 PA: 35

Toronto Blue Jays @ Tampa Bay Rays

Charlotte Sports Park, Port Charlotte, FL

Tue Mar 08 2011, 1:11 PM - 4:18 PM EST

Att. 5,115 - Sunny - 79 F

TOP

livebaseballscorecards.com

Batter	1	2	3	4	5	6	7	8	9	10	AB	R	H	RBI	BB	SO	LOB
11 Rajai Davis, R (1, 8) OBP: 0.273, SLG: 0.450	HR	PO 1-2	G5-3		K		K 1-2 2-3		K		3	1	1	1	0	1	0
43 Anthony Gose, L (6, 8) OBP: 0.267, SLG: 0.091											2	0	0	0	0	2	3
62 Eric Thames, L (1, 10) OBP: 0.364, SLG: 0.632	K		F9		G6-3			G5-3		K	3	0	0	0	0	1	0
14 Ryan Budde, R (8, PH) (8, 10)											2	0	0	0	0	1	0
13 Brett Lawrie, R (1, 5) OBP: 0.333, SLG: 0.556	K		F8			K		G2-3 2B		G4-3	3	0	0	0	0	2	0
70 John Tolisano, S (7, 5) OBP: 0.286, SLG: 0.571											2	0	1	0	0	0	0
45 Travis Snider, L (1, 7) OBP: 0.444, SLG: 0.625	2B			F7		F7		BB G2-3		P4	3	0	1	0	0	0	0
1 Darin Mastroianni, R (6, 7) OBP: 0.286, SLG: 0.231											1	0	0	0	1	0	0
20 Juan Rivera, R (1, 9) OBP: 0.375, SLG: 0.467	G6-3			8 BB 1B		F8		G2-3 1-2 2-3			3	0	1	0	0	0	1
Adam Loewen, L (6, 9)											1	0	0	0	0	0	2
28 David Cooper, L (1, 3) OBP: 0.375, SLG: 0.286		68 1B 3 FC6-4 1B		F7			G6-3	K2-3			3	1	1	0	0	0	1
Jason Lane, R (7, 3) OBP: 0.500, SLG: 0.500											1	0	0	0	0	1	2
8 José Molina, R (1, 2) OBP: 0.500, SLG: 0.500		K		BB 1-2			43 PB 2B		E7 3 G4-3		2	0	1	0	1	1	1
31 Brian Jeroloman, L (7, PR) OBP: 0.286, SLG: 0.167											1	0	0	0	0	0	0
(7, 2)																	
68 Jonathan Diaz, R (1, 4) OBP: 0.250, SLG: 0.263		3 FC6-4 1-3 1B		F7			G1-3		B2		4	0	1	0	0	0	4
3 Adeiny Hechavarría, R (1, 6)		FC6-4 11 PO 1-2f 3-H			G6-3		BB 43 PB		G4-3 2-3		3	0	0	1	1	0	2

	AB	37
	R	2
	H	7
	RBI	2
	BB	3
	SO	9
	LOB	16

Inning Stats	1	2	3	4	5	6	7	8	9	10
	R: 1 E: 0 K: 2 S: 9	H: 2 LOB: 1 BB: 0 P: 10	R: 1 E: 0 K: 1 S: 6	H: 2 LOB: 0 BB: 0 P: 6	R: 0 E: 0 K: 0 S: 3	H: 0 LOB: 0 BB: 0 P: 3	R: 0 E: 0 K: 0 S: 4	H: 1 LOB: 2 BB: 1 P: 8	R: 0 E: 0 K: 1 S: 5	H: 0 LOB: 0 BB: 0 P: 5
	R: 0 E: 0 K: 1 S: 5	H: 0 LOB: 0 BB: 0 P: 5	R: 0 E: 0 K: 1 S: 6	H: 1 LOB: 2 BB: 1 P: 11	R: 0 E: 0 K: 1 S: 6	H: 1 LOB: 2 BB: 1 P: 10	R: 0 E: 1 K: 1 S: 6	H: 0 LOB: 1 BB: 0 P: 6	R: 0 E: 0 K: 1 S: 5	H: 0 LOB: 0 BB: 0 P: 5

1B: 3	SF: 0	WP: 0	PA: 41
2B: 3	SAC: 0	PB: 1	
3B: 0	DP: 0	SB: 0	
HR: 1	HBP: 0	CS: 0	

PITCHER		IP	WLS	BF	H	R	ER	SO	BB	IBB	HBP	BLK	WP	HR	S	P	ERA	WHIP
33 James Shields, R	(1, 1)	3.1		14	5	2	2	3	0	0	0	0	0	1	20	21	5.40	1.500
ERA: 3.68																		
68 R.J. Swindle, L	(4, 1)	0.2		3	0	0	0	0	1	0	0	0	0	0	2	6	0.00	1.500
ERA: 1.8																		
43 Kyle Farnsworth, R	(5, 1)	1.0		3	0	0	0	1	0	0	0	0	0	0	5	5	0.00	0.000
ERA:																		
62 Joel Peralta, R	(6, 1)	1.0		3	0	0	0	1	0	0	0	0	0	0	5	5	0.00	0.000
ERA:																		
36 Adam Russell, R	(7, 1)	1.1		8	2	0	0	1	2	0	0	0	0	0	8	17	0.00	3.000
ERA: 6.23																		

PITCHER		IP	WLS	BF	H	R	ER	SO	BB	IBB	HBP	BLK	WP	HR	S	P	ERA	WHIP
59 Cesar Cabral, L	(8, 1)	1.2		6	0	0	0	2	0	0	0	0	0	0	10	10	0.00	0.000
ERA: 4.91																		
47 Brandon Gomes, R	(10, 1)	1.0	W	3	0	0	0	1	0	0	0	0	0	0	5	5	0.00	0.000
ERA:																		

Toronto Blue Jays @ Tampa Bay Rays

Charlotte Sports Park, Port Charlotte, FL

Tue Mar 08 2011, 1:11 PM - 4:18 PM EST

Att. 5,115 - Sunny - 79 F

livebaseballscorecards.com

Batter	1	2	3	4	5	6	7	8	9	10	AB	R	H	RBI	BB	SO	LOB
1 Sean Rodríguez, R (1, 4) OBP: 0.526, SLG: 0.733 38 Robinson Chirinos, R (7, 2) OBP: 0.471, SLG: 0.786 47 Brandon Gomes, R (10, 1)	P3		H 1-0 9 G6-4-3 HBP			B B B B 4-0 9 E BB	X 0-0 64 FC6-4 1-3 1B		X 0-0 2-H 3B		1 0 0 0 1 0 0 2 0 2 1 0 0 0 0 0 0 0 0 0 0						
9 Elliot Johnson, S (1, 6) 64 Tim Beckham, R (7, 6) OBP: 0.438, SLG: 0.429	B B B B 4-0 10 BB BB		X 0-0 ② ③ G6-4-3 1-2f			B B B B 4-0 20 BB 1-3 BB	X 0-0 ③ FC6-4 1-2f		X 0-0 ③ G3		1 0 0 0 2 0 1 2 0 0 0 0 0 3						
20 Matt Joyce, L (1, 9) OBP: 0.316, SLG: 0.235 66 Chris Carter, L (7, 9) OBP: 0.429, SLG: 0.538	C C C 0-3 ② K			S S S 0-3 ① K		B B B B 4-0 23 G6-4-3 1-2 BB		X 0-0 11 G5-3 1B 1B		X 0-0 11 1B 2B	2 0 0 0 1 2 1 2 1 2 0 0 0 0						
10 Kelly Shoppach, R (1, 2) OBP: 0.333, SLG: 0.500 26 J.J. Furmaniak, R (7, 4)	B B B B 4-0 1-2 BB			X 0-0 8 WP 23 1B 8 F9-2 1B		S S S 0-3 ① K	S S S 0-3 ① K			X 0-0 ① F9	2 0 1 0 1 1 3 2 0 0 0 0 1 2						
23 Casey Kotchman, L (1, 3) OBP: 0.391, SLG: 0.500 Leslie Anderson, L (7, 3) OBP: 0.286, SLG: 0.167	X 0-0 ③ G4-3			X 0-0 8 WP 1-2 1B		X 0-0 ② ③ G6-4-3 1-2f		X 0-0 1-2 1B		X 0-0 ② F7	3 0 1 0 0 0 5 2 0 1 0 0 0 1						
8 Desmond Jennings, R (1, 8) OBP: 0.280, SLG: 0.105 11 Justin Ruggiano, R (8, 8) OBP: 0.250, SLG: 0.421		X 0-0 ① P2	B X 1-0 ② ③ F9-2 1-2 2-H				X 0-0 ① G6-3	X 0-0 ② ③ G5-3 2-3f		X 0-0 2-H 1B	3 0 0 0 0 0 2 2 0 1 1 0 0 2						
24 Dan Johnson, L (1, 10) OBP: 0.278, SLG: 0.563 41 Nevin Ashley, R (9, PH) OBP: 0.333, SLG: 0.200 (10, 2)		X 0-0 ② L3			S S S 0-3 ① K		B S C B B X 3-2 HR		X 0-0 79 SH1-4 38 3B 1B		3 1 1 1 0 1 0 1 1 1 0 0 0 0						
61 Russ Canzler, R (1, 5) 79 Joe Inglett, L (8, 5) OBP: 0.294, SLG: 0.200		X 0-0 ③ G6-3			X 0-0 ② G4-3		X 0-0 ② F9		X 0-0 ① SH1-4 1-2		3 0 0 0 0 0 0 0 0 0 0 0 0 0						
5 Sam Fuld, L (1, 7) OBP: 0.167, SLG: 0.167 60 Stephen Vogt, L (8, 7)			X 0-0 ① G4-3		S S S 0-3 ③ K		X 0-0 38 1B 1B		X 0-0 ② L3		3 0 1 0 0 1 0 1 0 0 0 0 0 1						
Inning Stats	R: 0 H: 0 E: 0 LOB: 2 K: 1 BB: 2 S: 5 P: 13	R: 0 H: 0 E: 0 LOB: 0 K: 0 BB: 0 S: 3 P: 3	R: 0 H: 0 E: 0 LOB: 0 K: 0 BB: 0 S: 2 P: 3	R: 0 H: 2 E: 0 LOB: 1 K: 1 BB: 0 S: 6 P: 7	R: 0 H: 0 E: 0 LOB: 0 K: 2 BB: 0 S: 7 P: 7	R: 0 H: 0 E: 0 LOB: 2 K: 1 BB: 3 S: 4 P: 16	R: 1 H: 3 E: 0 LOB: 2 K: 0 BB: 0 S: 8 P: 11	R: 0 H: 2 E: 0 LOB: 1 K: 1 BB: 0 S: 6 P: 6	R: 1 H: 2 E: 0 LOB: 1 K: 0 BB: 0 S: 5 P: 5	R: 1 H: 2 E: 0 LOB: 1 K: 0 BB: 0 S: 4 P: 4	1B: 8 SF: 0 2B: 2 SAC: 1 3B: 1 DP: 4 HR: 1 HBP: 1	WP: 1 PA: 42 PB: 0 SB: 0 CS: 0					

BOTTOM

AB	35
R	3
H	11
RBI	3
BB	5
SO	6
LOB	21

PITCHER		IP	WLS	BF	H	R	ER	SO	BB	IBB	HBP	BLK	WP	HR	S	P	ERA	WHIP
34 Marc Rzepczynski, L ERA: 4.76	(1, 1)	3.0		11	0	0	0	1	2	0	1	0	0	0	10	19	0.00	0.667
29 Octavio Dotel, R ERA: 15.0	(4, 1)	1.0	H	4	2	0	0	1	0	0	0	0	1	0	6	7	0.00	2.000
44 Casey Janssen, R ERA:	(5, 1)	1.0	H	3	0	0	0	2	0	0	0	0	0	0	7	7	0.00	0.000
25 David Purcey, L ERA: 4.5	(6, 1)	0.0		3	0	0	0	0	3	0	0	0	0	0	0	12	∞	∞
59 Brad Mills, L ERA: 3.6	(6, 1)	3.0	H	12	5	1	1	2	0	0	0	0	0	1	18	21	3.00	1.667

PITCHER		IP	WLS	BF	H	R	ER	SO	BB	IBB	HBP	BLK	WP	HR	S	P	ERA	WHIP
75 Rommie Lewis, L ERA: 5.4	(9, 1)	0.2	H	3	1	1	1	0	0	0	0	0	0	0	3	3	13.50	1.500
46 Winston Abreu, R ERA:	(9, 1)	0.1	B	2	1	0	0	0	0	0	0	0	0	0	2	2	0.00	3.000
49 Mike Hinckley, L ERA: 3.38	(10, 1)	0.2	L	4	2	1	1	0	0	0	0	0	0	0	4	4	13.50	3.000

Batter	1	2	3	4	5	6	7	8	9	10	11	AB	R	H	RBI	BB	SO	LOB
16 Corey Patterson, L (1, 8) OBP: 0.182, SLG: 0.318	K		G4-6-3		5 1B 3B			5 G4-3 5 1B		28 S 70 S BB		3	1	1	2	0	1	1
43 Anthony Gose, L (6, 8) OBP: 0.353, SLG: 0.167												1	0	1	0	1	0	0
5 Yunel Escobar, R (1, 6) OBP: 0.500, SLG: 0.524	G6-3		1B		1B			G4-3		K		4	0	2	1	0	0	1
Gustavo Pierre, R (8, 6)												1	0	0	0	0	1	1
19 José Bautista, R (1, 5) OBP: 0.333, SLG: 0.444	G5-3			26 CS 1B	F9			K		28 S BB		4	0	1	0	0	1	2
70 John Tolisano, S (8, 5) OBP: 0.375, SLG: 0.571												0	0	0	0	1	0	0
26 Adam Lind, L (1, 3) OBP: 0.350, SLG: 0.294		G3		P5		F9		F8		K		3	0	0	0	0	0	1
28 David Cooper, L (6, 3) OBP: 0.333, SLG: 0.250												2	0	0	0	0	1	3
9 J.P. Arencibia, R (1, 2) OBP: 0.280, SLG: 0.100		62 G3-1 62 WP 1B		G5-3		62 CS BB			1 S 62 WP 1 FC6-2 1B	F9		2	0	1	0	1	0	0
14 Ryan Budde, R (6, PR) OBP: 0.167, SLG: 0.091 (6, 2)												2	0	1	0	0	0	2
62 Eric Thames, L (1, 7) OBP: 0.370, SLG: 0.565		G3-1			G5-3	K			1 FC6-2 1 S BB		31 S 1B	4	0	1	0	1	1	2
74 Moisés Sierra, R (1, 9) OBP: 0.333, SLG: 0.200					68 1B 31 S 16 3B 1B		F9		FC6-2 79 S		F9	2	1	1	0	1	0	0
1 Darin Mastroianni, R (7, 9) OBP: 0.250, SLG: 0.200		BB										2	0	0	0	0	0	3
31 Brian Jeroloman, L (1, 10) OBP: 0.167, SLG: 0.091		K			K		G3-1		L4		K	5	0	0	0	0	3	6
68 Jonathan Diaz, R (1, 4) OBP: 0.304, SLG: 0.318			16 G4-6-3 1B		16 3B 1B		G4-3		G4-3		G6-3	3	1	2	0	0	0	0
79 Ryan Goins, L (7, 4)												2	0	0	0	0	0	3
Inning Stats	R: 0 H: 0 E: 0 LOB: 0 K: 1 BB: 0 S: 5 P: 6	R: 0 H: 1 E: 0 LOB: 2 K: 1 BB: 1 S: 6 P: 11	R: 0 H: 2 E: 0 LOB: 1 K: 0 BB: 0 S: 3 P: 3	R: 0 H: 1 E: 0 LOB: 0 K: 0 BB: 0 S: 4 P: 4	R: 3 H: 4 E: 0 LOB: 1 K: 1 BB: 0 S: 9 P: 9	R: 0 H: 0 E: 0 LOB: 1 K: 1 BB: 1 S: 4 P: 8	R: 0 H: 0 E: 0 LOB: 0 K: 0 BB: 0 S: 3 P: 3	R: 0 H: 1 E: 0 LOB: 1 K: 1 BB: 0 S: 6 P: 7	R: 0 H: 1 E: 0 LOB: 2 K: 0 BB: 1 S: 5 P: 10	R: 0 H: 0 E: 0 LOB: 2 K: 2 BB: 2 S: 7 P: 16	R: 0 H: 1 E: 0 LOB: 1 K: 1 BB: 0 S: 6 P: 6	1B: 10 SF: 0 2B: 1 SAC: 0 3B: 1 DP: 2 HR: 0 HBP: 0						

PITCHER		IP	WLS	BF	H	R	ER	SO	BB	IBB	HBP	BLK	WP	HR	S	P	ERA	WHIP
34 Jeff Niemann, R ERA:	(1, 1)	4.0		14	4	0	0	2	1	0	0	0	1	0	18	24	0.00	1.250
49 Dane De La Rosa, R ERA: 15.0	(5, 1)	1.0	B	7	4	3	3	1	0	0	0	0	0	0	9	9	27.00	4.000
37 Juan Cruz, R ERA:	(6, 1)	1.0		3	0	0	0	1	1	0	0	0	0	0	4	8	0.00	1.000
27 Cesár Ramos, L ERA: 4.5	(7, 1)	1.0		3	0	0	0	0	0	0	0	0	0	0	3	3	0.00	0.000
57 Jake McGee, L ERA:	(8, 1)	1.0		4	1	0	0	1	0	0	0	0	0	0	6	7	0.00	1.000

PITCHER		IP	WLS	BF	H	R	ER	SO	BB	IBB	HBP	BLK	WP	HR	S	P	ERA	WHIP
35 Chris Archer, R ERA:	(9, 1)	1.1		7	1	0	0	1	2	0	0	0	1	0	8	17	0.00	2.250
35 Chris Archer, R ERA:	(10, 1)	1.1		7	1	0	0	1	2	0	0	0	1	0	8	17	0.00	2.250
69 Rob Delaney, R ERA: 5.68	(10, 1)	0.2		3	0	0	0	1	1	0	0	0	0	0	4	9	0.00	1.500
53 Alex Cobb, R ERA: 4.5	(11, 1)	1.0	W	4	1	0	0	1	0	0	0	0	0	0	6	6	0.00	1.000

TOP

Toronto Blue Jays @ Tampa Bay Rays

Charlotte Sports Park, Port Charlotte, FL

Wed Mar 09 2011, 1:10 PM - 4:31 PM EST

Att. 4,741 - Partly Cloudy - 85 F

livebaseballscorecards.com

AB	40
R	3
H	11
RBI	3
BB	5
SO	8
LOB	25

WP: 2 PA: 45
PB: 0
SB: 9
CS: 2

Batter	1	2	3	4	5	6	7	8	9	10	11	AB	R	H	RBI	BB	SO	LOB
18 Ben Zobrist, S (1, 4) OBP: 0.300, SLG: 0.500	G5-3		G6-3		K			38 S 9 S 1B		B1-3		3	0	0	0	0	1	0
79 Joe Inglett, L (6, 4) OBP: 0.316, SLG: 0.235 (7, 5)												2	0	1	0	0	0	0
22 Johnny Damon, L (1, 7) OBP: 0.118, SLG: 0.176	F8			F9		F8		P6		G4-3		3	0	0	0	0	0	0
5 Sam Fuld, L (7, 7) OBP: 0.143, SLG: 0.143												2	0	0	0	0	0	1
3 Evan Longoria, R (1, 5) OBP: 0.238, SLG: 0.476	P4			2 2B 2B		G1-3		K 1-2		P6		3	1	1	0	0	0	0
9 Elliot Johnson, S (7, 4)												2	0	0	0	0	1	1
24 Manny Ramirez, R (1, 10) OBP: 0.350, SLG: 0.550		G5-3		P3		G6-3		P6 2-3			84 1B 2B	3	0	0	0	0	0	1
38 Robinson Chirinos, R (8, PH) OBP: 0.474, SLG: 0.813 (9, 10) (10, 3)												2	1	1	0	0	0	1
20 Matt Joyce, L (1, 9) OBP: 0.318, SLG: 0.211		K		2 2B BB			K		G1-3		K	2	1	0	0	1	2	0
8 Desmond Jennings, R (8, 8) OBP: 0.259, SLG: 0.095												2	0	0	0	0	1	1
2 B.J. Upton, R (1, 8) OBP: 0.381, SLG: 0.650		2B		1-H 2-H 2B			45 BB 1B		G4-3		G6-3	3	0	3	2	0	0	0
87 Reid Fronk, L (8, 9)												1	0	0	0	0	0	0
41 Nevin Ashley, R (11, PH) OBP: 0.286, SLG: 0.167												1	0	0	0	0	0	1
45 Felipe Lopez, S (1, 3) OBP: 0.524, SLG: 0.500		F7		G6-3								2	0	0	0	1	0	2
84 Omar Luna, R (8, 6) OBP: 1.000, SLG: 1.000												2	1	2	1	0	0	0
10 Kelly Shoppach, R (1, 2) OBP: 0.286, SLG: 0.417			K		K							2	0	0	0	0	2	0
28 John Jaso, L (6, 2) OBP: 0.176, SLG: 0.200												2	0	1	1	0	0	2
16 Ray Olmedo, S (1, 6) OBP: 0.125, SLG: 0.133			F7		L4		G1-3		G6-3			3	0	0	0	0	0	2
43 Michael Sheridan, L (8, 3)												0	0	0	0	0	0	0
31 Jose Lobaton, S (9, PH) OBP: 0.333, SLG: 0.250												1	0	0	0	0	0	1
35 Chris Archer, R (10, 1)												0	0	0	0	0	0	0
69 Rob Delaney, L (10, 1)												0	0	0	0	0	0	0
53 Alex Cobb, R (11, 1)												0	0	0	0	0	0	0
Inning Stats	R: 0 H: 0 E: 0 LOB: 0 K: 0 BB: 0 S: 3 P: 3	R: 0 H: 1 E: 0 LOB: 1 K: 1 BB: 0 S: 6 P: 6	R: 0 H: 0 E: 0 LOB: 0 K: 1 BB: 0 S: 5 P: 5	R: 2 H: 2 E: 0 LOB: 1 K: 0 BB: 1 S: 5 P: 9	R: 0 H: 0 E: 0 LOB: 0 K: 2 BB: 0 S: 7 P: 7	R: 0 H: 0 E: 0 LOB: 0 K: 0 BB: 0 S: 3 P: 3	R: 0 H: 1 E: 0 LOB: 2 K: 1 BB: 1 S: 6 P: 10	R: 0 H: 1 E: 0 LOB: 1 K: 1 BB: 0 S: 6 P: 8	R: 1 H: 2 E: 0 LOB: 1 K: 0 BB: 0 S: 5 P: 5	R: 0 H: 0 E: 0 LOB: 0 K: 0 BB: 0 S: 3 P: 3	R: 1 H: 2 E: 0 LOB: 1 K: 1 BB: 0 S: 6 P: 6	1B: 4 SF: 0 2B: 5 SAC: 0 3B: 0 DP: 0 HR: 0 HBP: 0						

PITCHER		IP	WLS	BF	H	R	ER	SO	BB	IBB	HBP	BLK	WP	HR	S	P	ERA	WHIP
27 Brett Cecil, L ERA: 3.0	(1, 1)	4.0		16	3	2	2	2	1	0	0	0	0	0	19	23	4.50	1.000
50 Frank Francisco, R ERA:	(5, 1)	1.0	H	3	0	0	0	2	0	0	0	0	0	0	7	7	0.00	0.000
33 Carlos Villanueva, R ERA:	(6, 1)	2.0	H	8	1	0	0	1	1	0	0	0	0	0	9	13	0.00	1.000
58 Wilfredo Ledezma, L ERA:	(8, 1)	1.0	H	4	1	0	0	1	0	0	0	0	0	0	6	8	0.00	1.000
38 Sean Henn, L ERA: 4.5	(9, 1)	1.0	B	5	2	1	1	0	0	0	0	0	0	0	5	5	9.00	2.000

PITCHER		IP	WLS	BF	H	R	ER	SO	BB	IBB	HBP	BLK	WP	HR	S	P	ERA	WHIP
47 Luis Perez, L ERA: 1.93	(10, 1)	1.2	L	7	2	1	1	1	0	0	0	0	0	0	9	9	5.40	1.200

BOTTOM

Toronto Blue Jays @ Tampa Bay Rays

Charlotte Sports Park, Port Charlotte, FL

Wed Mar 09 2011, 1:10 PM - 4:31 PM EST

Att. 4,741 - Partly Cloudy - 85 F

livebaseballscorecards.com

AB	41
R	4
H	9
RBI	4
BB	2
SO	7
LOB	13

WP: 0 PA: 43
PB: 0
SB: 2
CS: 0

Batter	1	2	3	4	5	6	7	8	9	AB	R	H	RBI	BB	SO	LOB
11 Rajai Davis, R (1, 8) OBP: 0.346, SLG: 0.667	S X 0-1 HR	X 0-0 2-H 3-H 1B		X 0-0 2B		X 0-0 ③ G4-3			X 0-0 70 E 2B	4	1	3	3	0	0	1
43 Anthony Gose, L (6, 8) OBP: 0.389, SLG: 0.308										1	1	1	0	0	0	0
6 John McDonald, R (1, 4) OBP: 0.267, SLG: 0.267	S S S 0-3 ① K	X 0-0 ③ F8		X 0-0 ② F7			X 0-0 ① P6		X 0-0 ② G6-3	4	0	0	0	0	1	2
79 Ryan Goins, L (7, 4)										1	0	0	0	0	0	1
13 Brett Lawrie, R (1, 5) OBP: 0.409, SLG: 0.714	X 0-0 10 G1-3 1B		S X 0-1 HR	S S S 0-3 ③ K			B B B B 4-0 BB		B B B B 4-0 28 1B 62 1B 2-H BB	3	1	2	1	1	1	1
70 John Tolisano, S (7, PR) OBP: 0.444, SLG: 0.571										0	1	0	0	1	0	0
(7, 5)																
10 Edwin Encarnación, R (1, 3) OBP: 0.154, SLG: 0.292	X 0-0 ② G1-3 1-2		X 0-0 ① G1-3		X 0-0 ① P4		S S C 0-3 ② K		X 0-0 62 1B 1-3 1B	4	0	0	0	0	1	2
28 David Cooper, L (7, 3) OBP: 0.368, SLG: 0.294					B B B B 4-0 9 CS BB					1	0	1	0	0	0	0
62 Eric Thames, L (1, 10) OBP: 0.406, SLG: 0.556	X 0-0 ③ G1-3		X 0-0 1 2B 1B				S S S 0-3 ③ K		X 0-0 1-2 3-H 1B	4	1	2	1	1	1	2
9 J.P. Arencibia, R (1, 2) OBP: 0.250, SLG: 0.087		X 0-0 ① G5-3	X 0-0 ② F9		B S S S 1-3 ② ③ K 1-2			X 0-0 ① F9	X 0-0 ③ F9	3	0	0	0	0	1	2
15 Travis d'Arnaud, R (6, 2)										2	0	0	0	0	0	2
1 Darin Mastroianni, R (1, 7) OBP: 0.316, SLG: 0.333		X 0-0 3 F8 74 E 11 1B 1B	X 0-0 1-H 2B			X 0-0 ① P4		X 0-0 ② P3		3	1	2	1	0	0	0
Jason Lane, R (6, 7) OBP: 0.333, SLG: 0.333										1	0	0	0	0	0	0
74 Moisés Sierra, R (1, 9) OBP: 0.250, SLG: 0.143		X 0-0 E5 3 F8 11 1B 1-2	X 0-0 ③ G5-3			X 0-0 ② G5-3		X 0-0 ③ L3		4	1	0	0	0	0	2
3 Adeiny Hechavarría, R (1, 6)		X 0-0 ② F8 1-2 2-3		X 0-0 ① F8		B B B B 4-0 BB		S S C 0-3 ① K		2	0	0	0	1	0	2
18 Mike McCoy, R (6, 6) OBP: 0.333, SLG: 0.267										1	0	0	0	0	1	0
Inning Stats	R: 1 E: 0 K: 1 S: 8 H: 2 LOB: 1 BB: 0 P: 8	R: 2 E: 1 K: 0 S: 6 H: 2 LOB: 1 BB: 0 P: 6	R: 2 E: 0 K: 0 S: 7 H: 3 LOB: 1 BB: 0 P: 7	R: 0 E: 0 K: 1 S: 6 H: 1 LOB: 1 BB: 0 P: 6	R: 0 E: 0 K: 1 S: 4 H: 0 LOB: 0 BB: 1 P: 9	R: 0 E: 0 K: 0 S: 3 H: 0 LOB: 1 BB: 1 P: 7	R: 0 E: 0 K: 2 S: 7 H: 0 LOB: 1 BB: 1 P: 11	R: 0 E: 0 K: 0 S: 3 H: 0 LOB: 0 BB: 0 P: 3	R: 2 E: 0 K: 1 S: 8 H: 3 LOB: 2 BB: 1 P: 12	1B: 6 2B: 3 3B: 0 HR: 2 SF: 0 SAC: 0 DP: 0 HBP: 0						

TOP

Toronto Blue Jays @ Minnesota Twins

Hammond Stadium, Fort Myers, FL

Thu Mar 10 2011, 2:17 PM - 5:10 PM EST

Att. 7,880 - Overcast - 65 F

livebaseballscorecards.com

AB	38
R	7
H	11
RBI	6
BB	4
SO	6
LOB	17

PITCHER		IP	WLS	BF	H	R	ER	SO	BB	IBB	HBP	BLK	WP	HR	S	P	ERA	WHIP
53 Nick Blackburn, R ERA: 3.38	(1, 1)	3.0	L	17	7	5	3	1	0	0	0	0	0	2	21	21	9.00	2.333
50 Jose Mijares, L ERA: 4.15	(4, 1)	1.0		4	1	0	0	1	0	0	0	0	0	0	6	6	0.00	1.000
36 Joe Nathan, R ERA:	(5, 1)	1.0		3	0	0	0	1	1	0	0	0	0	0	4	9	0.00	1.000
15 Glen Perkins, L ERA: 3.6	(6, 1)	1.0		4	0	0	0	0	1	0	0	0	0	0	3	7	0.00	1.000
54 Phil Dumatrait, L ERA: 3.0	(7, 1)	1.0		4	0	0	0	2	1	0	0	0	0	0	7	11	0.00	1.000
51 Anthony Swarzak, R ERA: 4.5	(8, 1)	1.0		3	0	0	0	0	0	0	0	0	0	0	3	3	0.00	0.000
88 Eric Hacker, R ERA: 20.25	(9, 1)	1.0		7	3	2	2	1	1	0	0	0	0	0	8	12	18.00	4.000

Batter	1	2	3	4	5	6	7	8	9	AB	R	H	RBI	BB	SO	LOB
12 Alexi Casilla, S (1, 6) OBP: 0.294, SLG: 0.313	F7		F9		K		F8		G6-3	3	0	0	0	0	1	0
24 Trevor Plouffe, R (6, 6) OBP: 0.238, SLG: 0.211										2	0	0	0	0	0	0
86 Ray Chang, R (1, 4) OBP: 0.200, SLG: 0.077			F7		E4 16 3B		G3-1			3	1	1	0	0	0	0
20 Matt Tolbert, S (6, 4) OBP: 0.238, SLG: 0.167 (7, 8)	16 FC3-6 1B									1	0	0	0	0	0	0
16 Jason Kubel, L (1, 10) OBP: 0.455, SLG: 0.810	FC3-6 22 BB 38 2B 1-2f		F8		22 E 1-H 3B			F8		3	2	1	1	0	0	1
79 Daniel Rams, R (8, PH) OBP: 0.500, SLG: 1.000 (9, 10)										1	0	0	0	0	0	0
22 Danny Valencia, R (1, 5) OBP: 0.474, SLG: 0.625	38 2B 1-2 BB			37 2B BB	E6 3-H			26 1B		1	1	0	0	2	0	0
78 Matthew Brown, R (6, 5) OBP: 0.421, SLG: 0.500										1	0	1	0	0	0	0
38 Luke Hughes, R (1, 3) OBP: 0.400, SLG: 0.778	1-H 2-H 2B			K	K			1-2 1B		3	0	1	2	0	2	2
26 Justin Huber, R (8, 3) OBP: 0.273, SLG: 0.300										1	0	1	0	0	0	0
37 Ben Revere, L (1, 7) OBP: 0.348, SLG: 0.368	G4-3			1-3 2B		G6-3		F6		3	0	1	0	0	0	1
85 Brian Dinkelman, L (7, 7) OBP: 0.174, SLG: 0.143										1	0	0	0	0	0	2
18 Jason Repko, R (1, 9) OBP: 0.259, SLG: 0.292 (5, 8)		P2	P5			K		F8		3	0	0	0	0	1	2
89 Brian Dozier, R (7, 4) OBP: 0.250, SLG: 0.200										1	0	0	0	0	0	2
87 Joe Benson, R (1, 8) OBP: 0.231, SLG: 0.250		G6-3	G5-3			K			G1-3	2	0	0	0	0	0	2
61 Rene Tosoni, L (5, 9) OBP: 0.308, SLG: 0.346										2	0	0	0	0	1	0
41 Drew Butera, R (1, 2) OBP: 0.154, SLG: 0.154		F8			K		G6-3		G5-3	2	0	0	0	0	1	0
81 Danny Lehmann, R (6, 2)										1	0	0	0	0	0	0
82 Chris Herrmann, L (8, 2) OBP: 0.167, SLG: 0.167										1	0	0	0	0	0	0
Inning Stats	R: 2 H: 2 E: 0 LOB: 1 K: 0 BB: 1 S: 5 P: 9	R: 0 H: 0 E: 0 LOB: 0 K: 0 BB: 0 S: 3 P: 3	R: 0 H: 0 E: 0 LOB: 0 K: 0 BB: 0 S: 3 P: 3	R: 0 H: 1 E: 0 LOB: 2 K: 1 BB: 1 S: 6 P: 10	R: 2 H: 1 E: 2 LOB: 1 K: 3 BB: 0 S: 12 P: 12	R: 0 H: 0 E: 0 LOB: 0 K: 2 BB: 0 S: 7 P: 7	R: 0 H: 0 E: 0 LOB: 0 K: 0 BB: 0 S: 3 P: 3	R: 0 H: 2 E: 0 LOB: 2 K: 0 BB: 0 S: 5 P: 5	R: 0 H: 0 E: 0 LOB: 0 K: 0 BB: 0 S: 3 P: 3	1B: 3 SF: 0 2B: 2 SAC: 0 3B: 1 DP: 0 HR: 0 HBP: 0						WP: 0 PA: 37 PB: 0 SB: 0 CS: 0	

PITCHER		IP	WLS	BF	H	R	ER	SO	BB	IBB	HBP	BLK	WP	HR	S	P	ERA	WHIP
51 Jesse Litsch, R ERA: 2.08	(1, 1)	3.2	W	16	3	2	2	1	2	0	0	0	0	0	16	24	4.91	1.364
40 Joel Carreno, R ERA: 5.79	(4, 1)	2.0	H	9	1	2	0	4	0	0	0	0	0	0	17	17	0.00	0.500
75 Rommie Lewis, L ERA: 3.0	(6, 1)	1.1	H	4	0	0	0	1	0	0	0	0	0	0	6	6	0.00	0.000
36 Alan Farina, R ERA:	(8, 1)	1.0	H	5	2	0	0	0	0	0	0	0	0	0	5	5	0.00	2.000
49 Mike Hinckley, L ERA: 2.45	(9, 1)	1.0	S	3	0	0	0	0	0	0	0	0	0	0	3	3	0.00	0.000

PITCHER	IP	WLS	BF	H	R	ER	SO	BB	IBB	HBP	BLK	WP	HR	S	P	ERA	WHIP

BOTTOM

Toronto Blue Jays @ Minnesota Twins

Hammond Stadium, Fort Myers, FL

Thu Mar 10 2011, 2:17 PM - 5:10 PM EST

Att. 7,880 - Overcast - 65 F

livebaseballscorecards.com

AB	35
R	4
H	6
RBI	3
BB	2
SO	6
LOB	12

New York Yankees @ Toronto Blue Jays

Florida Auto Exchange Stadium, Dunedin, FL

Fri Mar 11 2011, 1:07 PM - 4:01 PM EST

Att. 5,521 - Sunny - 59 F

TOP

livebaseballscorecards.com

Batter	1	2	3	4	5	6	7	8	9	AB	R	H	RBI	BB	SO	LOB
14 Curtis Granderson, L (1, 8) OBP: 0.400, SLG: 0.913	E4 19 SH5-3 19 S 33 1B		HR		F8			BB		3	2	1	1	0	0	0
77 Melky Mesa, R (7, 8) OBP: 0.412, SLG: 0.429										0	0	0	0	1	0	0
19 Ramiro Pena, S (1, 6) OBP: 0.174, SLG: 0.174	SH5-3 1-3		G5-3			G4-3		G1-3		2	0	0	0	0	0	0
71 Doug Bernier, R (7, 6)										1	0	0	0	0	0	1
33 Nick Swisher, S (1, 9) OBP: 0.259, SLG: 0.269	83 FC6-4 1B 3-H		F7			K			85 BB 1B	3	0	1	1	0	1	0
95 Dan Brewer, R (7, 9) OBP: 0.444, SLG: 0.556										1	1	1	0	0	0	0
12 Eric Chavez, L (1, 3) OBP: 0.458, SLG: 0.455	L6		K			K			F8	3	0	0	0	0	2	1
70 Luke Murton, R (7, 3)										1	0	0	0	0	0	1
83 Jesus Montero, R (1, 2) OBP: 0.136, SLG: 0.136	FC6-4 1-2f			K			G4-3		86 1B 1B BB 1-2	3	0	0	0	0	1	1
85 Jose Gil, R (7, 2)										0	0	0	0	1	0	0
26 Ronnie Belliard, R (1, 4)		G6-3		G6-3			G6-3		K	3	0	0	0	0	0	0
60 Kevin Russo, R (7, 4) OBP: 0.125, SLG: 0.067										1	0	0	0	0	1	2
94 Jorge Vazquez, R (1, 5) OBP: 0.409, SLG: 0.818				K			G5-3			3	0	1	0	0	1	0
Luis Nunez, R (7, 5) OBP: 1.000, SLG: 1.000		1B							86 1B 1-2 2-H	1	0	1	1	0	0	0
75 Brandon Laird, R (1, 10) OBP: 0.100, SLG: 0.111		F7			K			F8	78 FC6-4 1-2 2-3	2	0	0	0	0	1	1
86 Kyle Higashioka, R (8, PH) OBP: 0.400, SLG: 0.250 (8, 10)									1B	2	0	1	0	0	0	0
78 Jordan Parraz, R (1, 7) OBP: 0.357, SLG: 0.308		K			F9			G4-3	FC6-4 1-2f	4	0	0	0	0	1	4

	AB	33
	R	3
	H	6
	RBI	3
	BB	2
	SO	8
	LOB	11

Inning Stats	1	2	3	4	5	6	7	8	9
	R: 1 E: 1 K: 0 S: 5	R: 0 E: 0 K: 1 S: 6	R: 1 E: 0 K: 1 S: 6	R: 0 E: 0 K: 2 S: 7	R: 0 E: 0 K: 1 S: 5	R: 0 E: 0 K: 2 S: 7	R: 0 E: 0 K: 0 S: 3	R: 0 E: 0 K: 0 S: 3	R: 1 E: 0 K: 1 S: 8
	H: 1 LOB: 1 BB: 0 P: 6	H: 1 LOB: 1 BB: 0 P: 6	H: 1 LOB: 0 BB: 0 P: 7	H: 0 LOB: 0 BB: 0 P: 7	H: 0 LOB: 0 BB: 0 P: 5	H: 0 LOB: 0 BB: 0 P: 7	H: 0 LOB: 0 BB: 0 P: 3	H: 0 LOB: 1 BB: 1 P: 7	H: 3 LOB: 3 BB: 1 P: 12

	1B: 5	SF: 0	WP: 0	PA: 36
	2B: 0	SAC: 1	PB: 0	
	3B: 0	DP: 0	SB: 1	
	HR: 1	HBP: 0	CS: 0	

PITCHER		IP	WLS	BF	H	R	ER	SO	BB	IBB	HBP	BLK	WP	HR	S	P	ERA	WHIP
4 Kyle Drabek, R ERA: 3.0	(1, 1)	4.0	W	16	3	2	1	4	0	0	0	0	0	1	24	26	2.25	0.750
37 Jo-Jo Reyes, L ERA: 2.25	(5, 1)	3.0	H	9	0	0	0	3	0	0	0	0	0	0	15	15	0.00	0.000
25 David Purcey, L ERA: 3.6	(8, 1)	1.0		4	0	0	0	0	1	0	0	0	0	0	3	7	0.00	1.000
44 Casey Janssen, R ERA: 2.25	(9, 1)	1.0		7	3	1	1	1	1	0	0	0	0	0	8	12	9.00	4.000

PITCHER		IP	WLS	BF	H	R	ER	SO	BB	IBB	HBP	BLK	WP	HR	S	P	ERA	WHIP

Batter	1	2	3	4	5	6	7	8	9	AB	R	H	RBI	BB	SO	LOB
30 Scott Podsednik, L (1, 8) 79 Ryan Goins, L (5, 4) OBP: 0.286, SLG: 0.200	G5-3	BB		BB	SAFE	1B		K		1 2	1 0	0 1	0 1	2 1	0 1	0 0
5 Yunel Escobar, R (1, 6) OBP: 0.500, SLG: 0.478 68 Jonathan Diaz, R (6, PH) OBP: 0.280, SLG: 0.292 (7, 6)	BB	G4-3		K	BB	L5		G5-3		2 2	1 0	0 0	0 0	2 0	1 0	3 3
26 Adam Lind, L (1, 3) OBP: 0.375, SLG: 0.476 28 David Cooper, L (7, 3) OBP: 0.381, SLG: 0.316	E6 1B		K	HR	G3		1B	G1-3		4 2	1 1	2 1	2 1	0 0	1 0	2 0
19 José Bautista, R (1, 5) OBP: 0.409, SLG: 0.650 6 John McDonald, R (6, PR) OBP: 0.313, SLG: 0.313 (7, 5)	SF7	HR	BB		1B	1B	1B			2 1	1 2	2 1	2 0	1 0	0 0	0 0
45 Travis Snider, L (1, 7) OBP: 0.538, SLG: 0.667 16 Corey Patterson, L (7, 7) OBP: 0.174, SLG: 0.304	FC6-4 1B	F8	1B	1B	1B	L9				4 1	1 0	3 0	0 0	0 0	0 0	0 2
20 Juan Rivera, R (1, 9) OBP: 0.400, SLG: 0.474 74 Moisés Sierra, R (7, 9) OBP: 0.294, SLG: 0.143	FC6-4	1B	1B		F9	HBP				4 0	0 0	2 0	0 0	0 0	0 0	4 0
10 Edwin Encarnación, R (1, 10) OBP: 0.200, SLG: 0.357 Adam Loewen, L (7, PH) OBP: 0.500, SLG: 0.500 (8, 10)		2B	L5		1B	E5	1B			4 1	0 0	2 1	1 1	0 0	0 0	2 0
8 José Molina, R (1, 2) OBP: 0.462, SLG: 0.455 31 Brian Jeroloman, L (6, PH) OBP: 0.214, SLG: 0.083 (7, 2)		G5-3		K	1B	BB	G4-3			3 1	0 0	1 0	0 0	0 1	1 1	1 2
18 Mike McCoy, R (1, 4) OBP: 0.304, SLG: 0.368 (5, 8)		G1-3		3B	FC5-4	SF9	K			4	2	1	1	0	1	5
Inning Stats	R: 1 E: 1 K: 0 S: 5 H: 2 LOB: 2 BB: 1 P: 9	R: 0 E: 0 K: 0 S: 5 H: 1 LOB: 2 BB: 1 P: 9	R: 1 E: 0 K: 1 S: 7 H: 2 LOB: 1 BB: 0 P: 9	R: 3 E: 0 K: 2 S: 11 H: 4 LOB: 2 BB: 2 P: 22	R: 1 E: 0 K: 0 S: 6 H: 3 LOB: 2 BB: 1 P: 10	R: 2 E: 1 K: 0 S: 6 H: 2 LOB: 3 BB: 2 P: 14	R: 2 E: 0 K: 1 S: 8 H: 3 LOB: 2 BB: 0 P: 9	R: 0 E: 0 K: 1 S: 5 H: 0 LOB: 0 BB: 0 P: 5		1B: 13 2B: 1 3B: 1 HR: 2 SF: 2 SAC: 0 DP: 0 HBP: 1	WP: 3 PB: 0 SB: 1 CS: 2 PA: 48				

BOTTOM

New York Yankees @ Toronto Blue Jays

Florida Auto Exchange Stadium, Dunedin, FL

Fri Mar 11 2011, 1:07 PM - 4:01 PM EST

Att. 5,521 - Sunny - 59 F

livebaseballscorecards.com

AB	38
R	10
H	17
RBI	9
BB	7
SO	5
LOB	24

PITCHER		IP	WLS	BF	H	R	ER	SO	BB	IBB	HBP	BLK	WP	HR	S	P	ERA	WHIP
47 Iván Nova, R ERA: 2.25	(1, 1)	3.0		16	5	2	2	1	2	0	0	0	0	1	17	27	6.00	2.333
87 David Phelps, R ERA: 10.5	(4, 1)	1.0	L	10	6	4	4	2	2	0	0	0	1	1	13	24	36.00	8.000
Romulo Sanchez, R ERA: 8.1	(5, 1)	1.1		8	3	2	1	0	1	0	0	0	1	0	8	12	6.75	3.000
41 Andrew Sisco, L ERA: 2.7	(6, 1)	0.2		4	0	0	0	0	2	0	0	0	0	0	2	10	0.00	3.000
80 Ryan Pope, R ERA: 4.5	(7, 1)	1.0		7	3	2	2	1	0	0	1	0	0	0	8	9	18.00	3.000

PITCHER		IP	WLS	BF	H	R	ER	SO	BB	IBB	HBP	BLK	WP	HR	S	P	ERA	WHIP
81 D.J. Mitchell, R ERA: 3.6	(8, 1)	1.0		3	0	0	0	1	0	0	0	0	0	0	5	5	0.00	0.000

Batter	1	2	3	4	5	6	7	8	9	AB	R	H	RBI	BB	SO	LOB
31 Jose Tabata, R (1, 7) OBP: 0.265, SLG: 0.242	S S S 0-3 ① K		X 0-0 ①② G5-4-3 1-2f	X 0-0 1-2 2-3 1B		X 0-0 ② F9 1-2		X 0-0 ③ G2-3		4	0	1	0	0	1	3
Miles Durham, R (6, 7) OBP: 0.400, SLG: 1.000										1	0	0	0	0	0	1
10 Joshua Rodriguez, R (1, 4) OBP: 0.400, SLG: 0.250	X 0-0 22 2B 23 G4-3 1B		B B B B 4-0 22 HR BB	X 0-0 ③ F9		X 0-0 ③ G5-3			B B B B 4-0 51 G4-6-3 BB	3	2	1	0	1	0	5
77 Brian Friday, R (6, 4) OBP: 0.300, SLG: 0.333										0	0	0	0	1	0	0
22 Andrew McCutchen, R (1, 8) OBP: 0.424, SLG: 0.607	X 0-0 23 G4-3 12 2B 1-3 2B		X 0-0 1-H HR		S S S 0-3 ① K		X 0-0 1B		X 0-0 ①② G4-6-3 1-2f	3	2	2	2	0	1	0
51 Steve Pearce, R (6, 5) OBP: 0.231, SLG: 0.292										2	0	1	0	0	0	1
23 Matt Diaz, R (1, 9) OBP: 0.379, SLG: 0.500	X 0-0 ② G4-3 2-3 3-H		B B B B 4-0 12 FC6-4 BB		X 0-0 1B		X 0-0 ① F7		X 0-0 ③ L4	2	0	1	1	1	0	1
81 Andrew Lambo, L (6, 9) OBP: 0.250, SLG: 0.267										2	0	0	0	0	0	1
12 Andy Marte, R (1, 5) OBP: 0.500, SLG: 0.625	X 0-0 17 CS 3-H 2B		X 0-0 ③ FC6-4 1-2f		S S S 0-3 ② K		X 0-0 ② F7			3	0	1	1	0	1	2
3 Pedro Ciriaco, R (6, 6) OBP: 0.348, SLG: 0.500										1	0	0	0	0	0	1
17 Josh Fields, R (1, 3) OBP: 0.346, SLG: 0.200	S 2 SAFE 0-1 ③ CS 2-3	B B B B 4-0 68 CS BB		B B B B 4-0 10 G6-4-3 BB	X 0-0 ③ F8		C C C 0-3 ③ K			2	0	0	0	2	1	2
10 Garrett Atkins, R (1, 10) OBP: 0.250, SLG: 0.409		S S S 0-3 ① K		X 0-0 ①② G6-4-3 1-2f		S S S 0-3 ① K		C C C 0-3 ① K		3	0	0	0	0	2	2
75 Jeremy Farrell, R (8, PH) (8, 10)										1	0	0	0	0	1	0
68 Dusty Brown, R (1, 2) OBP: 0.400, SLG: 0.412		B X 1-0 ②③ P3 1-2		X 0-0 31 1B 76 1B 1B		B B B B 4-0 76 1B BB		X 0-0 E5 76 SH1-3		2	0	1	0	1	0	1
80 Eric Fryer, R (8, PH) (8, 2)										1	0	0	0	0	0	0
76 Corey Wimberly, S (1, 6) OBP: 0.440, SLG: 0.263			B B B B 4-0 31 G5-4-3 BB	X 0-0 31 1B 1-2 1B		X 0-0 31 F9 1-3 1B		X 0-0 ② SH1-3 1-2		2	0	2	0	1	0	0
(6, 8)																
Inning Stats	R: 2 E: 0 K: 1 S: 8 H: 3 LOB: 0 BB: 0 P: 8	R: 0 E: 0 K: 1 S: 4 H: 0 LOB: 0 BB: 1 P: 9	R: 2 E: 0 K: 0 S: 3 H: 1 LOB: 1 BB: 3 P: 15	R: 0 E: 0 K: 0 S: 5 H: 3 LOB: 3 BB: 1 P: 9	R: 0 E: 0 K: 2 S: 8 H: 1 LOB: 1 BB: 0 P: 8	R: 0 E: 0 K: 1 S: 6 H: 1 LOB: 2 BB: 1 P: 10	R: 0 E: 0 K: 1 S: 6 H: 1 LOB: 1 BB: 0 P: 6	R: 0 E: 1 K: 1 S: 6 H: 0 LOB: 1 BB: 0 P: 6	R: 0 E: 0 K: 0 S: 2 H: 0 LOB: 0 BB: 1 P: 6	1B: 7 2B: 2 3B: 0 HR: 1 SF: 0 SAC: 1 DP: 3 HBP: 0							

PITCHER		IP	WLS	BF	H	R	ER	SO	BB	IBB	HBP	BLK	WP	HR	S	P	ERA	WHIP
24 Ricky Romero, L ERA: 7.2	(1, 1)	3.2		16	4	4	4	2	5	0	0	0	0	1	16	37	9.82	2.455
75 Rommie Lewis, L ERA: 2.08	(4, 1)	1.1		8	4	0	0	2	0	0	0	0	0	0	12	12	0.00	3.000
54 Jason Frasor, R ERA:	(6, 1)	1.0		5	1	0	0	1	1	0	0	0	0	0	6	10	0.00	2.000
60 Jon Rauch, R ERA:	(7, 1)	1.0	W	4	1	0	0	1	0	0	0	0	0	0	6	6	0.00	1.000
57 Shawn Camp, R ERA: 3.0	(8, 1)	1.0	H	4	0	0	0	1	0	0	0	0	0	0	6	6	0.00	0.000

PITCHER		IP	WLS	BF	H	R	ER	SO	BB	IBB	HBP	BLK	WP	HR	S	P	ERA	WHIP
49 Mike Hinckley, L ERA: 1.93	(9, 1)	1.0	S	3	0	0	0	0	1	0	0	0	0	0	2	6	0.00	1.000

TOP

Pittsburgh Pirates @ Toronto Blue Jays

Florida Auto Exchange Stadium, Dunedin, FL

Sat Mar 12 2011, 1:10 PM - 3:59 PM EST

Att. 2,952 - Sunny - 70 F

livebaseballscorecards.com

AB	32
R	4
H	10
RBI	4
BB	7
SO	7
LOB	20

BOTTOM

Pittsburgh Pirates @ Toronto Blue Jays

Florida Auto Exchange Stadium, Dunedin, FL

Sat Mar 12 2011, 1:10 PM - 3:59 PM EST

Att. 2,952 - Sunny - 70 F

Batter	1	2	3	4	5	6	7	8	9	AB	R	H	RBI	BB	SO	LOB
11 Rajai Davis, R (1, 8) OBP: 0.367, SLG: 0.630 Callix Crabbe, S (7, PR) (8, 4)	C C C 0-3 ① K		S S S 0-3 ① K		X 0-0 18 1B 19 2B 1B		B B B 4-0 18 1B BB			3	1	1	0	1	2	0
										0	0	0	0	0	0	0
18 Mike McCoy, R (1, 6) OBP: 0.370, SLG: 0.409 Manny Mayorson, R (7, PR) (8, 6)	B B B B 4-0 19 S BB		X 0-0 ② F8		X 0-0 19 2B 1-3 1B		X 0-0 ② 19 BB 45 1B 1-3 1B			3	1	2	0	1	0	0
										0	1	0	0	0	0	0
19 José Bautista, R (1, 10) OBP: 0.462, SLG: 0.682 Kevin Nolan, R (7, PR) (9, 10)	S 1 SAFE S C 0-3 ② K 1-2		B B B B 4-0 BB		X 0-0 1-H 3-H 2B		B B B B 4-0 45 1B 20 WP 1-2 BB			2	0	1	2	2	1	1
										0	1	0	0	0	0	0
45 Travis Snider, L (1, 7) OBP: 0.471, SLG: 0.563 Ricardo Nanita, L (7, PR) (8, 7)	S S S 0-3 ③ K		C C C 0-3 ③ K		X 0-0 ② L9		X 0-0 20 WP 1-3 2-H 1B			4	0	1	1	0	2	3
										0	0	0	0	0	0	0
20 Juan Rivera, R (1, 9) OBP: 0.375, SLG: 0.409 Adam Loewen, L (7, PR) OBP: 0.500, SLG: 0.500 (8, 9)		X 0-0 ① P4		X 0-0 ① P4	X 0-0 ③ P4		B B B B 4-0 10 FC6-4 1-2 3-H BB			3	0	0	0	1	0	1
										0	0	0	0	0	0	0
10 Edwin Encarnación, R (1, 3) OBP: 0.235, SLG: 0.469 70 Niuman Romero, S (8, 3)		X 0-0 13 2B 9 SF7 1B		S B S B B X 3-2 HR		X 0-0 ① P2	X 0-0 ③ FC6-4 1-2f			4	2	2	1	0	0	2
										0	0	0	0	0	0	0
13 Brett Lawrie, R (1, 5) OBP: 0.385, SLG: 0.680		X 0-0 1-3 2B		X 0-0 ② P4		X 0-0 ② G6-3		X 0-0 ① F9		4	0	1	0	0	0	0
9 J.P. Arencibia, R (1, 2) OBP: 0.226, SLG: 0.080 14 Ryan Budde, R (7, 2) OBP: 0.154, SLG: 0.083		X 0-0 ② SF7 3-H		X 0-0 ③ P4		X 0-0 ③ F9		X 0-0 ② L7		2	0	0	1	0	0	0
										1	0	0	0	0	0	0
68 Jonathan Diaz, R (1, 4) OBP: 0.250, SLG: 0.259 Adam Calderone, L (8, 8)		X 0-0 ③ G4-3			X 0-0 ① G6-3		C C C 0-3 ① K	X 0-0 ③ G4-3		3	0	0	0	0	1	1
										1	0	0	0	0	0	0
Inning Stats	R: 0 H: 0 E: 0 LOB: 1 K: 3 BB: 1 S: 9 P: 13	R: 1 H: 2 E: 0 LOB: 1 K: 0 BB: 0 S: 5 P: 5	R: 0 H: 0 E: 0 LOB: 1 K: 2 BB: 1 S: 7 P: 11	R: 1 H: 1 E: 0 LOB: 0 K: 0 BB: 0 S: 6 P: 9	R: 2 H: 3 E: 0 LOB: 1 K: 0 BB: 0 S: 6 P: 6	R: 0 H: 0 E: 0 LOB: 0 K: 0 BB: 0 S: 3 P: 3	R: 2 H: 2 E: 0 LOB: 2 K: 1 BB: 3 S: 6 P: 18	R: 0 H: 0 E: 0 LOB: 0 K: 0 BB: 0 S: 3 P: 3		1B: 5 SF: 1 2B: 2 SAC: 0 3B: 0 DP: 0 HR: 1 HBP: 0						

	AB	30
	R	6
	H	8
	RBI	5
	BB	5
	SO	6
	LOB	8

WP: 1 PA: 36
PB: 0
SB: 1
CS: 0

livebaseballscorecards.com

PITCHER		IP	WLS	BF	H	R	ER	SO	BB	IBB	HBP	BLK	WP	HR	S	P	ERA	WHIP
61 Jeff Locke, L ERA: 3.6	(1, 1)	2.0		9	2	1	1	3	1	0	0	0	0	0	14	18	4.50	1.500
43 Sean Gallagher, R ERA: 1.29	(3, 1)	2.0	H	8	1	1	1	2	1	0	0	0	0	1	13	20	4.50	1.000
34 Daniel McCutchen, R ERA: 7.5	(5, 1)	2.0	B	9	3	2	2	0	0	0	0	0	0	0	9	9	9.00	1.500
62 Ramon Aguero, R ERA: 10.8	(7, 1)	0.2	L	6	2	2	2	1	3	0	0	0	1	0	5	17	27.00	7.500
60 Michael Crotta, R ERA:	(7, 1)	1.1		4	0	0	0	0	0	0	0	0	0	0	4	4	0.00	0.000

PITCHER	IP	WLS	BF	H	R	ER	SO	BB	IBB	HBP	BLK	WP	HR	S	P	ERA	WHIP

Batter	1	2	3	4	5	6	7	8	9	AB	R	H	RBI	BB	SO	LOB
43 Anthony Gose, L (1, 8) OBP: 0.391, SLG: 0.389	6 CS 1B		G4-3 2-3		FC4-6 1-2f		2-H 2B		K	5	0	2	1	0	1	4
6 John McDonald, R (1, 5) OBP: 0.316, SLG: 0.278	26 G4-3 26 WP 1-2 BB		K 3-H		F9		P6			2	0	0	0	1	1	1
70 John Tolisano, S (6, 5) OBP: 0.400, SLG: 0.500										1	0	0	0	0	0	1
26 Adam Lind, L (1, 3) OBP: 0.407, SLG: 0.522	G4-3 1-3			15 G6-3 2B		BB		G3		2	0	1	0	1	0	1
28 David Cooper, L (6, PR) OBP: 0.364, SLG: 0.300										1	0	0	0	0	0	0
(6, 3)																
62 Eric Thames, L (1, 10) OBP: 0.361, SLG: 0.484	P5			F9	F9			K		4	0	0	0	0	1	3
15 Travis d'Arnaud, R (1, 2)		L7		G6-3 2-3	F7			G6-3		3	0	0	0	0	0	2
31 Brian Jeroloman, L (7, 2) OBP: 0.200, SLG: 0.077										1	0	0	0	0	0	0
16 Corey Patterson, L (1, 7) OBP: 0.154, SLG: 0.269		F8		P6	L7 1-2				K	3	0	0	0	0	0	2
Jason Lane, R (6, 7) OBP: 0.250, SLG: 0.250										1	0	0	0	0	1	0
74 Moisés Sierra, R (1, 9) OBP: 0.300, SLG: 0.294		G5-3			79 E 3B		F7		K	3	1	1	0	0	0	0
64 Jack Murphy, S (9, PH)										1	0	0	0	0	1	0
3 Adeiny Hechavarría, R (1, 6) OBP: 0.353, SLG: 0.214			43 G4-3 6 PB 79 G4-3 1B		L6		43 2B 79 G4-3 1B		81 1B 1B	4	2	3	0	0	0	1
79 Ryan Goins, L (1, 4) OBP: 0.200, SLG: 0.125			G4-3 1-2		E6 43 FC4-6 3-H		G4-3 1-2		1-2 1B	3	0	0	1	0	0	2
81 Justin Jackson, R (7, 4) OBP: 1.000, SLG: 1.000										1	0	1	0	0	0	0

TOP

Toronto Blue Jays @ Detroit Tigers

Joker Marchant Stadium, Lakeland, FL

Sat Mar 12 2011, 1:14 PM - 3:55 PM EST

Att. 6,902 - Sunny - 68 F

livebaseballscorecards.com

	AB	R	H	RBI	BB	SO	LOB
	35	3	8	2	2	5	17

Inning Stats	1	2	3	4	5	6	7	8	9
R	0	0	1	0	1	0	1	0	0
E	0	0	0	0	1	0	0	0	0
K	0	0	1	0	0	0	0	1	3
S	3	3	6	4	5	3	5	5	11
H	1	0	1	1	1	0	2	0	2
LOB	1	0	0	1	1	2	1	0	2
BB	1	0	0	0	0	1	0	0	0
P	8	3	6	4	5	8	5	5	11

1B	5
2B	2
3B	1
HR	0
SF	0
SAC	0
DP	0
HBP	0

WP	2
PB	1
SB	0
CS	1
PA	37

PITCHER	IP	WLS	BF	H	R	ER	SO	BB	IBB	HBP	BLK	WP	HR	S	P	ERA	WHIP
31 Brad Penny, R (1, 1) ERA: 0.87	5.0		20	4	2	1	1	1	0	0	0	1	0	21	26	1.80	1.000
46 Jose Valverde, R (6, 1) ERA: 1.5	1.0		4	0	0	0	0	1	0	0	0	1	0	3	8	0.00	1.000
38 Robbie Weinhardt, R (7, 1) ERA: 3.86	1.0		5	2	1	1	0	0	0	0	0	0	0	5	5	9.00	2.000
55 Daniel Schlereth, L (8, 1) ERA:	1.0	W	3	0	0	0	1	0	0	0	0	0	0	5	5	0.00	0.000
62 Al Alburquerque, R (9, 1) ERA: 6.35	1.0	S	5	2	0	0	3	0	0	0	0	0	0	11	11	0.00	2.000

PITCHER	IP	WLS	BF	H	R	ER	SO	BB	IBB	HBP	BLK	WP	HR	S	P	ERA	WHIP

BOTTOM

Batter	1	2	3	4	5	6	7	8	9	AB	R	H	RBI	BB	SO	LOB
14 Austin Jackson, R (1, 8) OBP: 0.394, SLG: 0.357	C S C 0-3 ① K		X 0-0 ① F9		X 0-0 ② G6-3		X 0-0 65 FC4-6 1B 1-3	X 0-0 1B 3-H		3	0	0	0	0	1	0
34 Clete Thomas, L (7, 8)										1	0	1	0	0	0	0
33 Ryan Strieby, R (8, PH) OBP: 0.333, SLG: 0.407										1	0	1	1	0	0	0
(9, 3)																
13 Alex Avila, L (1, 2) OBP: 0.417, SLG: 0.300	B B B B 4-0 30 BB BB		C S C 0-3 ② K		X 0-0 30 1B 1B		X 0-0 ① P3	S S S 0-3 ③ K		2	0	1	0	1	1	0
76 Bryan Holaday, R (5, PR) OBP: 0.143, SLG: 0.571										2	0	0	0	0	1	3
(6, 2)																
30 Magglio Ordonez, R (1, 10) OBP: 0.148, SLG: 0.120	B B B B 4-0 1-2 BB		S S C 0-3 ③ K		X 0-0 1-2 1B		X 0-0 ② FC4-6 26 HBP 24 1B 1-2f 3-H			2	0	1	0	1	1	0
65 Scott Thorman, L (7, PH) OBP: 0.263, SLG: 0.176										1	0	0	1	0	0	1
(8, 10)																
24 Miguel Cabrera, R (1, 3) OBP: 0.303, SLG: 0.414	X 0-0 ② F9			B B B B 4-0 26 1B 15 SF8-4 BB	X 0-0 ③ F8		X 0-0 26 HBP 1-2 1B			3	1	1	0	1	0	4
29 Danny Worth, R (7, PR) OBP: 0.273, SLG: 0.263										0	0	0	0	0	0	0
(8, 5)																
26 Brennan Boesch, L (1, 9) OBP: 0.459, SLG: 0.467	C S S 0-3 ③ K			X 0-0 15 SF8-4 1-3 1B		X 0-0 ① G4-3	H 1-0 1-2 2-3 HBP			3	0	1	0	0	1	2
57 Casper Wells, R (8, 9) OBP: 0.462, SLG: 0.474										0	0	0	0	0	0	0
15 Brandon Inge, R (1, 5) OBP: 0.310, SLG: 0.440		X 0-0 ① F7		X 0-0 ① ② SF8-4 1-2 3-H		B B B B 4-0 27 G4-6-3 BB	S S C 0-3 ③ K			1	0	0	1	1	0	0
32 Don Kelly, L (6, PR)										1	0	0	0	0	1	3
(7, 5)																
(8, 3)																
(9, 8)																
27 Jhonny Peralta, R (1, 6) OBP: 0.379, SLG: 0.385		X 0-0 72 CS 20 1B 1B		X 0-0 20 FC5-4 1B		X 0-0 ② ③ G4-6-3 1-2f		X 0-0 33 1B 3B		3	0	2	0	0	0	1
39 Ramon Santiago, S (7, 6) OBP: 0.500, SLG: 0.667										1	1	1	0	0	0	0
20 Scott Sizemore, R (1, 4) OBP: 0.310, SLG: 0.481		X 0-0 1-2 1B		X 0-0 ③ FC5-4 1-2f			B B C S B X 3-2 HR	S C S 0-3 ① K		4	1	2	1	0	1	2
72 Andy Dirks, L (1, 7) OBP: 0.526, SLG: 0.688		2 SAFE X 0-0 ② ③ F7 2-3			X 0-0 ① F8		B B B B 4-0 34 1B 65 FC4-6 BB	S C S 0-3 ② K		3	1	0	0	1	1	3
Inning Stats	R: 0 H: 0 E: 0 LOB: 2 K: 2 BB: 2 S: 7 P: 15	R: 0 H: 2 E: 0 LOB: 1 K: 0 BB: 0 S: 4 P: 4	R: 0 H: 0 E: 0 LOB: 0 K: 2 BB: 0 S: 7 P: 7	R: 1 H: 2 E: 0 LOB: 1 K: 0 BB: 1 S: 4 P: 8	R: 0 H: 2 E: 0 LOB: 2 K: 0 BB: 0 S: 5 P: 5	R: 0 H: 0 E: 0 LOB: 1 K: 0 BB: 1 S: 2 P: 6	R: 2 H: 3 E: 0 LOB: 3 K: 1 BB: 1 S: 10 P: 18	R: 1 H: 2 E: 0 LOB: 1 K: 3 BB: 0 S: 11 P: 11		1B: 9 SF: 1 2B: 1 SAC: 0 3B: 1 DP: 2 HR: 1 HBP: 1						

PITCHER		IP	WLS	BF	H	R	ER	SO	BB	IBB	HBP	BLK	WP	HR	S	P	ERA	WHIP
67 Robert Ray, R ERA: 3.0	(1, 1)	2.0		9	2	0	0	2	2	0	0	0	0	0	11	19	0.00	2.000
56 Zach Stewart, R ERA: 4.05	(3, 1)	2.0	B	8	2	1	1	2	1	0	0	0	0	0	11	15	4.50	1.500
71 Henderson Alvarez III, R ERA:	(5, 1)	2.0	H	8	2	0	0	0	1	0	0	0	0	0	7	11	0.00	1.500
17 Josh Roenicke, R ERA: 6.75	(7, 1)	0.2	B	6	3	2	2	0	1	0	0	0	0	1	7	14	27.00	6.000
46 Winston Abreu, R ERA: 4.5	(7, 1)	0.2	L	4	1	1	1	2	0	0	1	0	0	0	7	8	13.50	1.500

PITCHER		IP	WLS	BF	H	R	ER	SO	BB	IBB	HBP	BLK	WP	HR	S	P	ERA	WHIP
38 Sean Henn, L ERA: 3.38	(8, 1)	0.2		3	1	0	0	2	0	0	0	0	0	0	7	7	0.00	1.500

Toronto Blue Jays @ Detroit Tigers

Joker Marchant Stadium, Lakeland, FL

Sat Mar 12 2011, 1:14 PM - 3:55 PM EST

Att. 6,902 - Sunny - 68 F

livebaseballscorecards.com

AB	31
R	4
H	11
RBI	4
BB	5
SO	8
LOB	19

WP: 0 PA: 38
PB: 0
SB: 0
CS: 1

Batter	1	2	3	4	5	6	7	8	9	AB	R	H	RBI	BB	SO	LOB
18 Ben Zobrist, S (1, 9) OBP: 0.316, SLG: 0.611 8 Desmond Jennings, R (6, 7) (7, 9) OBP: 0.303, SLG: 0.154	G4-1		F8		L9			G4-3		3 0 0 0 0 0 0 1 0 0 0 0 0 0						
22 Johnny Damon, L (1, 10) OBP: 0.240, SLG: 0.458 11 Justin Ruggiano, R (6, PH) (6, 10) OBP: 0.227, SLG: 0.381	24 E 2B		K			K		F8		2 1 1 0 0 1 0 2 0 0 0 0 1 0						
24 Manny Ramirez, R (1, 7) OBP: 0.308, SLG: 0.440 5 Sam Fuld, L (6, 9) (7, 7) OBP: 0.136, SLG: 0.095	24 FC4-6 HBP		K			K		F8		2 0 0 0 0 2 0 1 0 0 0 0 0 0						
24 Dan Johnson, L (1, 3) OBP: 0.222, SLG: 0.520 23 Casey Kotchman, L (6, 3) OBP: 0.414, SLG: 0.536	FC4-6 1-2f 2-H			F9		G3-1			66 FC4-6 1B	3 0 0 0 0 0 1 1 0 1 0 0 0 0						
2 B.J. Upton, R (1, 8) OBP: 0.333, SLG: 0.586 66 Chris Carter, L (7, 8) OBP: 0.421, SLG: 0.471	K			1 BLK 1 K2-3 2B			L8		FC4-6 26 1B 67 E 1-2f	3 1 1 0 0 1 1 1 0 0 0 0 0 1						
1 Sean Rodríguez, R (1, 5) OBP: 0.538, SLG: 0.714 41 Nevin Ashley, R (7, 2) OBP: 0.250, SLG: 0.143		K		K2-3 2-H			9 1B 10 1B 1B		K	3 1 1 0 0 2 0 1 0 0 0 0 1 1						
9 Elliot Johnson, S (1, 4) OBP: 0.313, SLG: 0.154 67 Daniel Mayora, R (7, 5) OBP: 0.333, SLG: 0.333		10 S 1B		K			10 1B 1-2 1B		E5 26 1B 1-2	3 0 2 0 0 1 0 1 0 0 0 0 0 1						
10 Kelly Shoppach, R (1, 2) OBP: 0.350, SLG: 0.412 26 J.J. Furmaniak, R (7, 4) OBP: 0.154, SLG: 0.154		G5-3 1-2			G6-3		64 G5-4-3 1-3 2-H 1B		1-2 2-3 1B	3 0 1 1 0 0 1 1 0 1 0 0 0 0						
64 Tim Beckham, R (1, 6) OBP: 0.350, SLG: 0.333		G1-3			G1-3		G5-4-3 1-2f		G4-3	4 0 0 0 0 0 6						
Inning Stats	R: 1 E: 1 K: 1 S: 6 H: 1 LOB: 1 BB: 0 P: 10	R: 0 E: 0 K: 1 S: 6 H: 1 LOB: 1 BB: 0 P: 7	R: 0 E: 0 K: 2 S: 7 H: 0 LOB: 0 BB: 0 P: 7	R: 1 E: 0 K: 2 S: 8 H: 1 LOB: 0 BB: 0 P: 9	R: 0 E: 0 K: 0 S: 3 H: 0 LOB: 0 BB: 0 P: 3	R: 0 E: 0 K: 2 S: 7 H: 0 LOB: 0 BB: 0 P: 7	R: 1 E: 0 K: 0 S: 5 H: 3 LOB: 1 BB: 0 P: 5	R: 0 E: 0 K: 0 S: 3 H: 0 LOB: 0 BB: 0 P: 3	R: 0 E: 1 K: 1 S: 8 H: 2 LOB: 3 BB: 0 P: 8	1B: 6 2B: 2 3B: 0 HR: 0 SF: 0 SAC: 0 DP: 1 HBP: 1						

TOP

Tampa Bay Rays @ Toronto Blue Jays

Florida Auto Exchange Stadium, Dunedin, FL

Sun Mar 13 2011, 1:10 PM - 4:29 PM EDT
Att. 5,559 - Sunny - 66 F

livebaseballscorecards.com

AB	35
R	3
H	8
RBI	1
BB	0
SO	9
LOB	12

WP: 0 PB: 0 SB: 1 CS: 0 PA: 36

PITCHER		IP	WLS	BF	H	R	ER	SO	BB	IBB	HBP	BLK	WP	HR	S	P	ERA	WHIP
23 Brandon Morrow, R ERA: 1.29	(1, 1)	4.0	W	16	3	2	1	6	0	0	1	1	0	0	27	33	2.25	0.750
34 Marc Rzepczynski, L ERA: 4.15	(5, 1)	3.0	H	11	3	1	1	2	0	0	0	0	0	0	15	15	3.00	1.000
33 Carlos Villanueva, R ERA:	(8, 1)	1.0		3	0	0	0	0	0	0	0	0	0	0	3	3	0.00	0.000
44 Casey Janssen, R ERA: 1.8	(9, 1)	1.0		6	2	0	0	1	0	0	0	0	0	0	8	8	0.00	2.000

PITCHER	IP	WLS	BF	H	R	ER	SO	BB	IBB	HBP	BLK	WP	HR	S	P	ERA	WHIP

BOTTOM

Tampa Bay Rays @ Toronto Blue Jays

Florida Auto Exchange Stadium, Dunedin, FL

Sun Mar 13 2011, 1:10 PM - 4:29 PM EDT

Att. 5,559 - Sunny - 66 F

livebaseballscorecards.com

Batter	1	2	3	4	5	6	7	8	9	AB	R	H	RBI	BB	SO	LOB
11 Rajai Davis, R (1, 9) OBP: 0.353, SLG: 0.581	F7	L8		1-2 1B		F7		P3		4	0	1	0	0	0	2
70 John Tolisano, S (7, 9) OBP: 0.364, SLG: 0.444										1	0	0	0	0	0	0
5 Yunel Escobar, R (1, 6) OBP: 0.500, SLG: 0.500	BBBB 4-0 45 1B 19 SF8 BB	0-0 1-H 2-H 2B		0-0 L8		0-0 P3		SSS 0-3 K		3	1	1	2	1	0	2
18 Mike McCoy, R (7, 6) OBP: 0.357, SLG: 0.391										1	0	0	0	0	1	0
45 Travis Snider, L (1, 10) OBP: 0.476, SLG: 0.550	0-0 1-3 1B		0-0 F8		0-0 19 E 19 1B 62 SF9 1B	SSS 0-3 K		0-0 13 WP 1B		4	1	2	0	0	1	0
15 Travis d'Arnaud, R (8, PH) OBP: 0.111, SLG: 0.111 (9, 10)										1	0	1	0	0	0	0
19 José Bautista, R (1, 5) OBP: 0.483, SLG: 0.833	0-0 SF8 3-H		0-0 HR		0-0 E6 62 SF9 16 1B 1-3 1B		0-0 62 HR 1B	B X 1-0 F8 1-2		2	1	2	2	0	0	0
13 Brett Lawrie, R (5, PR) OBP: 0.393, SLG: 0.667 (6, 5)										2	2	1	0	0	0	1
62 Eric Thames, L (1, 7) OBP: 0.350, SLG: 0.559	SSS 0-3 K		0-0 F7		0-0 SF9 2-3 3-H		BBBCX 3-1 1-H HR			3	1	1	3	0	1	1
9 J.P. Arencibia, R (1, 2) OBP: 0.229, SLG: 0.138		0-0 16 SH1-3 28 1B 2B	SSS 0-3 K		0-0 G6-3		SSS 0-3 K			4	1	1	0	0	2	2
14 Ryan Budde, R (8, 2) OBP: 0.154, SLG: 0.083										0	0	0	0	0	0	0
16 Corey Patterson, L (1, 8) OBP: 0.179, SLG: 0.286	0-0 SH1-3 2-3		0-0 P4		0-0 28 S 3-H 1B		0-0 1B			2	0	1	1	0	0	0
43 Anthony Gose, L (6, 8) OBP: 0.417, SLG: 0.421										1	0	1	0	0	0	0
28 David Cooper, L (1, 3) OBP: 0.423, SLG: 0.348	0-0 6 1B 5 2B 3-H 1B		0-0 11 1B 1B	BBB 4-0 1-2 BB		0-0 F8				3	1	2	1	1	0	1
6 John McDonald, R (1, 4) OBP: 0.318, SLG: 0.286	0-0 5 2B 1-2 1B		0-0 F7		0-0 G1-3		0-0 F8			3	1	1	0	0	0	3
68 Jonathan Diaz, R (6, 4) OBP: 0.241, SLG: 0.250										1	0	0	0	0	0	1

Inning Stats	1	2	3	4	5	6	7	8	9
	R: 1 H: 1 E: 0 LOB: 1 K: 1 BB: 1 S: 6 P: 10	R: 3 H: 4 E: 0 LOB: 1 K: 0 BB: 0 S: 6 P: 6	R: 1 H: 1 E: 0 LOB: 0 K: 1 BB: 0 S: 6 P: 6	R: 0 H: 2 E: 0 LOB: 2 K: 1 BB: 0 S: 5 P: 5	R: 2 H: 3 E: 1 LOB: 2 K: 0 BB: 1 S: 6 P: 10	R: 0 H: 0 E: 0 LOB: 0 K: 1 BB: 0 S: 5 P: 5	R: 2 H: 3 E: 0 LOB: 1 K: 1 BB: 0 S: 9 P: 12	R: 0 H: 1 E: 0 LOB: 1 K: 1 BB: 0 S: 6 P: 7	

AB	35
R	9
H	15
RBI	9
BB	2
SO	5
LOB	13

1B: 11 SF: 2
2B: 2 SAC: 1
3B: 0 DP: 0
HR: 2 HBP: 0

WP: 1 PA: 40
PB: 0
SB: 1
CS: 0

PITCHER	IP	WLS	BF	H	R	ER	SO	BB	IBB	HBP	BLK	WP	HR	S	P	ERA	WHIP
78 Chris Bootcheck, R (1, 1) ERA: 10.8	2.0	L	11	5	4	4	1	1	0	0	0	0	0	12	16	18.00	3.000
74 Cory Wade, R (3, 1) ERA: 3.38	1.0		4	1	1	1	1	0	0	0	0	0	1	6	6	9.00	1.000
73 Dirk Hayhurst, R (4, 1) ERA:	1.0		5	2	0	0	0	0	0	0	0	0	0	5	5	0.00	2.000
54 Mike Ekstrom, R (5, 1) ERA: 9.53	1.0		7	3	2	1	0	1	0	0	0	0	0	6	10	9.00	4.000
69 Rob Delaney, R (6, 1) ERA: 4.91	1.0		3	0	0	0	1	0	0	0	0	0	0	5	5	0.00	0.000

PITCHER	IP	WLS	BF	H	R	ER	SO	BB	IBB	HBP	BLK	WP	HR	S	P	ERA	WHIP
49 Dane De La Rosa, R (7, 1) ERA: 12.6	1.0		6	3	2	2	1	0	0	0	0	0	1	9	12	18.00	3.000
47 Brandon Gomes, R (8, 1) ERA: 3.38	1.0		4	1	0	0	1	0	0	0	0	1	0	6	7	0.00	1.000

Philadelphia Phillies @ Toronto Blue Jays

Florida Auto Exchange Stadium, Dunedin, FL

Tue Mar 15 2011, 1:08 PM - 4:19 PM EDT

Att. 5,561 - Sunny - 74 F

TOP

livebaseballscorecards.com

Batter	1	2	3	4	5	6	7	8	9	AB	R	H	RBI	BB	SO	LOB
11 Jimmy Rollins, S (1, 6) OBP: 0.283, SLG: 0.279	L8	F8		8 2B 29 E 1B		K		63 BB 71 BB 21 2B 1B 1-2 3-H	1-H 3-H 2B	4	1	1	0	0	1	2
7 Michael Martinez, S (6, 8) OBP: 0.306, SLG: 0.444										2	1	2	3	0	0	0
8 Shane Victorino, S (1, 8) OBP: 0.422, SLG: 0.500	K		BBBB 29 HR BB	1-3 29 E 2B		G1-3		BBBB 63 BB 21 2B BB 1-2 2-3	F7	3	2	1	0	1	1	0
71 Freddy Galvis, S (6, 6) OBP: 0.217, SLG: 0.150										1	1	0	0	1	0	1
29 Raul Ibanez, L (1, 7) OBP: 0.368, SLG: 0.556	6 2B 1B		1-H HR	C 3 SAFE X 2-H 3-H G4-1		G3		BBBB 21 2B BB 1-2 2-3 3-H	K	3	2	2	2	0	0	0
63 Brandon Moss, L (5, 7) OBP: 0.250, SLG: 0.278										2	1	0	1	1	1	1
6 Ryan Howard, L (1, 3) OBP: 0.341, SLG: 0.694	1-H 2B		CCC K	G5-3			G5-3	K		3	0	1	1	0	1	0
15 John Mayberry Jr., R (5, 3) OBP: 0.404, SLG: 0.714										2	0	0	0	0	1	3
27 Placido Polanco, R (1, 5) OBP: 0.250, SLG: 0.216	P1		G4-3		P3		P5	1-H 2-H 3-H 2B		1	0	0	0	0	0	1
21 Wilson Valdez, R (2, 5) OBP: 0.514, SLG: 0.636										4	0	1	3	0	0	0
7 Ross Gload, L (1, 10) OBP: 0.444, SLG: 0.657		10 1B 1B	10 1B 1B		P6		K	G4-3		3	0	2	0	0	0	0
65 Jeff Larish, L (7, PH) OBP: 0.182, SLG: 0.300										2	0	0	0	0	1	1
(7, 10)																
10 Ben Francisco, R (1, 9) OBP: 0.429, SLG: 0.737		1-2 1B	1-2 1B		B HR			CCC K	G4-3	3	1	3	1	0	0	0
24 Delwyn Young, S (5, 9) OBP: 0.362, SLG: 0.432										2	0	0	0	0	1	0
51 Carlos Ruiz, R (1, 2) OBP: 0.250, SLG: 0.190	K	G6-3			1B			60 1B 7 1B 2B	BBBB 60 1B 7 2B BB	3	0	1	0	0	1	4
23 Brian Schneider, L (5, 2) OBP: 0.400, SLG: 0.619										1	2	1	0	1	0	0
61 Josh Barfield, R (1, 4) OBP: 0.429, SLG: 0.583	K			F7	F7			71 BB 7 1B 63 BB 1B 2-3	7 2B 1B 1-3	3	0	0	0	0	1	3
60 Pete Orr, L (5, 4) OBP: 0.296, SLG: 0.593										2	2	2	0	0	0	0

	AB	44
	R	13
	H	17
	RBI	11
	BB	4
	SO	9
	LOB	16

Inning Stats										
	R: 1 E: 0 K: 1 S: 7	H: 2 LOB: 1 BB: 0 P: 7	R: 0 E: 0 K: 2 S: 9	H: 2 LOB: 2 BB: 0 P: 9	R: 2 E: 0 K: 1 S: 8	H: 3 LOB: 2 BB: 1 P: 12	R: 2 E: 1 K: 0 S: 6	H: 2 LOB: 0 BB: 0 P: 6	R: 1 E: 0 K: 0 S: 5	H: 2 LOB: 1 BB: 0 P: 6
	R: 0 E: 0 K: 1 S: 5	H: 0 LOB: 0 BB: 0 P: 5	R: 0 E: 0 K: 1 S: 5	H: 0 LOB: 0 BB: 0 P: 5	R: 5 E: 0 K: 2 S: 11	H: 4 LOB: 1 BB: 2 P: 19	R: 2 E: 0 K: 1 S: 7	H: 2 LOB: 1 BB: 1 P: 11	1B: 10 2B: 5 3B: 0 HR: 2	SF: 0 SAC: 0 DP: 0 HBP: 0
	WP: 0 PB: 0 SB: 0 CS: 0	PA: 48								

PITCHER		IP	WLS	BF	H	R	ER	SO	BB	IBB	HBP	BLK	WP	HR	S	P	ERA	WHIP
51 Jesse Litsch, R ERA: 4.5	(1, 1)	3.1		20	9	5	4	4	1	0	0	0	0	1	27	31	10.80	3.000
49 Mike Hinckley, L ERA: 1.69	(4, 1)	0.2		2	0	0	0	0	0	0	0	0	0	0	3	3	0.00	0.000
54 Jason Frasor, R ERA: 3.0	(5, 1)	1.0		5	2	1	1	0	0	0	0	0	0	1	5	6	9.00	2.000
60 Jon Rauch, R ERA:	(6, 1)	1.0		3	0	0	0	1	0	0	0	0	0	0	5	5	0.00	0.000
57 Shawn Camp, R ERA: 2.25	(7, 1)	1.0		3	0	0	0	1	0	0	0	0	0	0	5	5	0.00	0.000

PITCHER		IP	WLS	BF	H	R	ER	SO	BB	IBB	HBP	BLK	WP	HR	S	P	ERA	WHIP
58 Wilfredo Ledezma, L ERA: 13.5	(8, 1)	0.1	L	6	3	5	5	1	2	0	0	0	0	0	6	14	135.00	15.000
46 Winston Abreu, R ERA: 9.0	(8, 1)	1.0		7	3	2	2	1	1	0	0	0	0	0	8	12	18.00	4.000
83 Ross Buckwalter, R ERA:	(9, 1)	0.2		2	0	0	0	1	0	0	0	0	0	0	4	4	0.00	0.000

Batter	1	2	3	4	5	6	7	8	9	AB	R	H	RBI	BB	SO	LOB
11 Rajai Davis, R (1, 8) OBP: 0.395, SLG: 0.714	B C S B X 2-2 HR	X 0-0 ③ F7		X 0-0 5 FC6-4 1-2 2-3 1B		X 0-0 19 BB 28 SF7 2-H 2B	X 0-0 2-H 3-H 3B		X 0-0 ③ F7	4	1	3	2	0	0	0
43 Anthony Gose, L (6, PR) OBP: 0.423, SLG: 0.524 (7, 8)										2	1	1	2	0	0	2
5 Yunel Escobar, R (1, 6) OBP: 0.471, SLG: 0.448	S S S 0-3 ① K		X 0-0 ① P3	X 0-0 ③ FC6-4 1-2f		B B B B 4-0 28 SF7 19 BB BB	X 0-0 ③ F7			3	0	0	0	1	1	3
68 Jonathan Diaz, R (6, PR) OBP: 0.233, SLG: 0.241 (7, 6)										1	0	0	0	0	0	2
19 José Bautista, R (1, 5) OBP: 0.485, SLG: 0.769	S S S 0-3 ② K		X 0-0 ② G5-3		B B B B 4-0 10 PB 45 1B BB	B B B B 4-0 28 SF7 1-2 2-3 BB		X 0-0 ① G3		2	1	0	0	2	1	0
13 Brett Lawrie, R (6, PR) OBP: 0.379, SLG: 0.643 (7, 5)										1	0	0	0	0	0	0
26 Adam Lind, L (1, 3) OBP: 0.433, SLG: 0.538	X 0-0 10 E 10 1B 45 1B 1B	X 0-0 1B	X 0-0	X 0-0 ① F7	X 0-0 ② SF7 1-2 2-3 3-H	X 0-0 ② G6-3				3	1	2	0	0	0	1
28 David Cooper, L (6, PH) OBP: 0.393, SLG: 0.333 (7, 3)										1	0	0	1	0	0	0
10 Edwin Encarnación, R (1, 10) OBP: 0.263, SLG: 0.457	X 0-0 E5 20 WP 45 1B 1-3 1B	X 0-0 ③ P4		B B B B 4-0 45 1B 1-2 BB	S S S 0-3 ③ K		C C C 0-3 ③ K		3	0	1	0	1	1	4
16 Corey Patterson, L (8, PH) OBP: 0.172, SLG: 0.276 (9, 10)										1	0	0	0	0	1	0
45 Travis Snider, L (1, 7) OBP: 0.500, SLG: 0.565	X 0-0 20 WP 1-2 3-H 1B		C C C 0-3 ① K	X 0-0 20 G6-4-3 1-2 2-H 1B		B B B B 4-0 15 SH1-3 20 1B 43 3B BB		X 0-0 ① F8	3	0	2	2	0	1	0
62 Eric Thames, L (5, PR) OBP: 0.357, SLG: 0.543 (6, 7)										1	1	0	0	1	0	0
20 Juan Rivera, R (1, 9) OBP: 0.393, SLG: 0.423	D X 1-0 ③ F8 1-2 2-3			X 0-0 ② ③ 11 1B 6 E 1B	X 0-0 ② ③ G6-4-3 1-2f		X 0-0 15 SH1-3 43 3B 1-2 1B	X 0-0 ② F7		4	0	2	0	0	0	4
70 John Tolisano, S (7, PR) OBP: 0.333, SLG: 0.400 (8, 9)										1	1	0	0	0	0	0
9 J.P. Arencibia, R (1, 2) OBP: 0.211, SLG: 0.125		X 0-0 ① F9		X 0-0 ② F7		X 0-0 ① F8	X 0-0 SH1-3 1-2 2-3 ①		B B B B 4-0 18 1B BB	3	0	0	0	0	0	1
15 Travis d'Arnaud, R (7, 2) OBP: 0.200, SLG: 0.111										0	0	0	0	1	0	0
6 John McDonald, R (1, 4) OBP: 0.320, SLG: 0.333		X 0-0 ② G6-3		X 0-0 E5 11 1B 1-2		X 0-0 11 2B 2B	X 0-0 ② G5-3		X 0-0 1-2 1B	3	0	1	0	0	0	1
18 Mike McCoy, R (6, PR) OBP: 0.367, SLG: 0.400 (7, 4)										2	1	1	0	0	0	3
Inning Stats	R: 2 E: 1 K: 2 S: 13 H: 4 LOB: 2 BB: 0 P: 16	R: 0 E: 0 K: 0 S: 3 H: 0 LOB: 0 BB: 0 P: 3	R: 0 E: 0 K: 0 S: 4 H: 1 LOB: 1 BB: 0 P: 4	R: 0 E: 1 K: 1 S: 8 H: 2 LOB: 3 BB: 0 P: 8	R: 1 E: 0 K: 0 S: 3 H: 1 LOB: 2 BB: 2 P: 11	R: 2 E: 0 K: 1 S: 7 H: 2 LOB: 3 BB: 2 P: 15	R: 2 E: 0 K: 0 S: 5 H: 2 LOB: 2 BB: 1 P: 9	R: 0 E: 0 K: 1 S: 5 H: 0 LOB: 0 BB: 0 P: 5	R: 0 E: 0 K: 0 S: 4 H: 1 LOB: 2 BB: 1 P: 8	1B: 9 2B: 2 3B: 1 HR: 1 SF: 1 SAC: 1 DP: 1 HBP: 0						

PITCHER		IP	WLS	BF	H	R	ER	SO	BB	IBB	HBP	BLK	WP	HR	S	P	ERA	WHIP
56 Joe Blanton, R ERA: 3.45	(1, 1)	4.0		20	7	2	2	3	0	0	0	0	1	1	28	31	4.50	1.750
55 Danys Baez, R ERA: 1.23	(5, 1)	1.0		5	1	1	1	0	2	0	0	0	0	0	3	11	9.00	3.000
46 Ryan Madson, R ERA: 3.0	(6, 1)	1.0	H	7	2	2	2	1	2	0	0	0	0	0	7	15	18.00	4.000
16 J.C. Romero, L ERA: 3.6	(7, 1)	1.0	W	6	2	2	2	0	1	0	0	0	0	0	5	9	18.00	3.000
52 Jose Contreras, R ERA: 1.8	(8, 1)	1.0		3	0	0	0	1	0	0	0	0	0	0	5	5	0.00	0.000

PITCHER		IP	WLS	BF	H	R	ER	SO	BB	IBB	HBP	BLK	WP	HR	S	P	ERA	WHIP
84 Juan Pablo Perez, L ERA: 1.69	(9, 1)	1.0		5	1	0	0	0	1	0	0	0	0	0	4	8	0.00	2.000

BOTTOM

Philadelphia Phillies @ Toronto Blue Jays

Florida Auto Exchange Stadium, Dunedin, FL

Tue Mar 15 2011, 1:08 PM - 4:19 PM EDT

Att. 5,561 - Sunny - 74 F

livebaseballscorecards.com

AB	38
R	7
H	13
RBI	7
BB	6
SO	5
LOB	21

1B: 9	SF: 1	WP: 1	PA: 46
2B: 2	SAC: 1	PB: 1	
3B: 1	DP: 1	SB: 0	
HR: 1	HBP: 0	CS: 0	

Toronto Blue Jays @ Pittsburgh Pirates

McKechnie Field, Bradenton, FL

Wed Mar 16 2011, 1:08 PM - 3:47 PM EDT

Att. 6,315 - Sunny - 76 F

TOP

livebaseballscorecards.com

Batter	1	2	3	4	5	6	7	8	9	AB	R	H	RBI	BB	SO	LOB
16 Corey Patterson, L (1, 8) OBP: 0.182, SLG: 0.273 43 Anthony Gose, L (8, PR) OBP: 0.423, SLG: 0.524 (8, 8)	G4-3		G3		G4-3			14 S; 18 SH3; 1-3; 1B		4 0	0 0	1 0	0 0	0 0	0 0	0 0
18 Mike McCoy, R (1, 6) OBP: 0.333, SLG: 0.357	K		G5-3		P3			SH3; 1-2; 3-H		3	0	0	1	0	1	0
10 Edwin Encarnación, R (1, 5) OBP: 0.268, SLG: 0.526 13 Brett Lawrie, R (6, 5) OBP: 0.400, SLG: 0.643	HR			F7		G6-3		BB; 14 S		3 0	1 0	1 0	1 0	0 1	0 0	0 0
62 Eric Thames, L (1, 7) OBP: 0.348, SLG: 0.500 Adam Calderone, L (8, 7)	K			BB; 8 S; 8 1B		K		K		3 0	1 0	0 0	0 0	1 0	3 0	2 0
8 José Molina, R (1, 2) OBP: 0.438, SLG: 0.429 14 Ryan Budde, R (7, 2) OBP: 0.143, SLG: 0.077		K		1B; 28 HR; 1-H		G4-3		K; 1-2; 2-3		3 1	1 0	1 0	1 0	0 0	1 1	0 2
28 David Cooper, L (1, 3) OBP: 0.438, SLG: 0.500 70 Niuman Romero, S (9, 3)		1B; 9 WP		HR; 1-H			1B; 9 CS		L6	4 0	1 0	3 0	2 0	0 0	0 0	0 0
9 J.P. Arencibia, R (1, 10) OBP: 0.238, SLG: 0.143		BB; 70 G5-4-3; 1-2		1B; 68 CS			K; 1-2		G6-3	3	0	1	0	1	1	1
70 John Tolisano, S (1, 9) OBP: 0.267, SLG: 0.308 Adam Loewen, L (7, 9) OBP: 0.333, SLG: 0.333		G5-4-3; 1-2f		F9			G1-3		G6-3	3 1	0 0	0 0	0 0	0 0	3 0	3 0
68 Jonathan Diaz, R (1, 4) OBP: 0.242, SLG: 0.250 Craig Stansberry, R (9, 4)			G3	CS; 1-2	G5-3			16 1B; 18 SH3; 1B		3 0	1 0	1 0	0 0	0 0	0 0	0 0

AB	31
R	5
H	8
RBI	5
BB	3
SO	7
LOB	8

Inning Stats	1	2	3	4	5	6	7	8	9
	R: 1 E: 0 K: 2 S: 8	R: 0 E: 0 K: 1 S: 5	R: 0 E: 0 K: 0 S: 3	R: 3 E: 0 K: 0 S: 7	R: 0 E: 0 K: 0 S: 3	R: 0 E: 0 K: 1 S: 5	R: 0 E: 0 K: 1 S: 5	R: 1 E: 0 K: 2 S: 9	R: 0 E: 0 K: 0 S: 3
	H: 1 LOB: 0 BB: 0 P: 8	H: 1 LOB: 1 BB: 1 P: 9	H: 0 LOB: 0 BB: 0 P: 3	H: 3 LOB: 0 BB: 1 P: 13	H: 0 LOB: 0 BB: 0 P: 3	H: 0 LOB: 0 BB: 0 P: 5	H: 1 LOB: 0 BB: 0 P: 5	H: 2 LOB: 3 BB: 1 P: 14	H: 0 LOB: 0 BB: 0 P: 3

| | | |

Batter	1	2	3	4	5	6	7	8	9	AB	R	H	RBI	BB	SO	LOB
31 Jose Tabata, R (1, 7) OBP: 0.325, SLG: 0.270	F8		18 G5-4-3 1B		1B			K	F9	3	0	2	0	0	0	0
17 Josh Fields, R (7, 7) OBP: 0.300, SLG: 0.167										2	0	0	0	0	1	1
18 Neil Walker, S (1, 4) OBP: 0.263, SLG: 0.472	HR		G5-4-3 1-2f		G5-3			K	BB 1-2	3	1	1	1	0	0	2
87 Jordy Mercer, R (7, 4) OBP: 0.400, SLG: 0.250										1	0	0	0	1	1	0
22 Andrew McCutchen, R (1, 8) OBP: 0.462, SLG: 0.647	24 CS 1B			F9		2B		12 BB 10 WP 46 BB 1B	F8	3	0	2	0	0	0	0
76 Corey Wimberly, S (7, 8) OBP: 0.414, SLG: 0.261										2	1	1	0	0	0	2
24 Pedro Alvarez, L (1, 5) OBP: 0.262, SLG: 0.415	G1-3 1-2			K		P6		46 BB 12 BB 1-2 BB		3	0	0	0	0	1	2
10 Joshua Rodriguez, R (7, 5) OBP: 0.450, SLG: 0.267										0	0	0	0	1	0	0
37 Lyle Overbay, L (1, 3) OBP: 0.424, SLG: 0.710				46 WP 46 1B BB		F8				2	1	1	0	1	0	1
30 Chris Resop, R (7, 1)										0	0	0	0	0	0	0
48 Jose Veras, R (8, 1)										0	0	0	0	0	0	0
12 Andy Marte, R (8, PH) OBP: 0.542, SLG: 0.684		46 G4-6-3 1B						46 BB 1-2 2-3 BB		0	0	0	0	1	0	0
60 Michael Crotta, R (9, 1)										0	0	0	0	0	0	0
46 Garrett Jones, L (1, 9) OBP: 0.359, SLG: 0.323	G4-6-3 1-2f			1-H 1B		K		1-2 2-3 3-H BB		3	0	1	2	1	1	2
(7, 3)																
5 Ronny Cedeno, R (1, 6) OBP: 0.300, SLG: 0.379	1B			G4-3			14 G6-4-3 1B	F9		3	0	2	0	0	0	1
3 Pedro Ciriaco, R (7, PR) OBP: 0.345, SLG: 0.464										1	0	0	0	0	0	3
(8, 6)																
68 Dusty Brown, R (1, 2) OBP: 0.400, SLG: 0.381	G4-3				F7		F8		87 BB 1B	2	0	0	0	0	0	1
78 Wyatt Toregas, R (7, 2) OBP: 0.400, SLG: 0.400										2	0	1	0	0	0	1
28 Paul Maholm, L (1, 1)			K		L9		G6-4-3 1-2f		P4	1	0	0	0	0	1	0
23 Matt Diaz, R (5, PH) OBP: 0.364, SLG: 0.467										1	0	0	0	0	0	0
Joel Hanrahan, R (6, 1)										0	0	0	0	0	0	0
14 John Bowker, L (7, 9) OBP: 0.292, SLG: 0.625										2	0	0	0	0	0	2
Inning Stats	R: 1 E: 0 K: 0 S: 5 H: 2 LOB: 0 BB: 0 P: 7	R: 0 E: 0 K: 0 S: 4 H: 2 LOB: 1 BB: 0 P: 4	R: 0 E: 0 K: 1 S: 5 H: 1 LOB: 0 BB: 0 P: 5	R: 1 E: 0 K: 1 S: 6 H: 1 LOB: 1 BB: 1 P: 11	R: 0 E: 0 K: 0 S: 4 H: 1 LOB: 1 BB: 0 P: 4	R: 0 E: 0 K: 1 S: 6 H: 1 LOB: 1 BB: 0 P: 6	R: 0 E: 0 K: 0 S: 3 H: 1 LOB: 1 BB: 0 P: 3	R: 1 E: 0 K: 2 S: 8 H: 1 LOB: 3 BB: 3 P: 20	R: 0 E: 0 K: 0 S: 4 H: 1 LOB: 2 BB: 1 P: 8	1B: 9 2B: 1 3B: 0 HR: 1	SF: 0 SAC: 0 DP: 3 HBP: 0						

PITCHER		IP	WLS	BF	H	R	ER	SO	BB	IBB	HBP	BLK	WP	HR	S	P	ERA	WHIP
4 Kyle Drabek, R ERA: 3.27	(1, 1)	5.0	W	20	7	2	2	2	1	0	0	0	1	1	24	31	3.60	1.600
33 Carlos Villanueva, R ERA:	(6, 1)	1.0	H	4	1	0	0	1	0	0	0	0	0	0	6	6	0.00	1.000
44 Casey Janssen, R ERA: 1.5	(7, 1)	1.0	H	3	1	0	0	0	0	0	0	0	0	0	3	3	0.00	1.000
38 Sean Henn, L ERA: 5.4	(8, 1)	0.2	H	6	1	1	1	2	3	0	0	0	1	0	7	19	13.50	6.000
75 Rommie Lewis, L ERA: 1.59	(8, 1)	1.1	S	6	1	0	0	0	1	0	0	0	0	0	5	9	0.00	1.500

PITCHER	IP	WLS	BF	H	R	ER	SO	BB	IBB	HBP	BLK	WP	HR	S	P	ERA	WHIP

BOTTOM

Toronto Blue Jays @ Pittsburgh Pirates

McKechnie Field, Bradenton, FL

Wed Mar 16 2011, 1:08 PM - 3:47 PM EDT

Att. 6,315 - Sunny - 76 F

livebaseballscorecards.com

AB	34
R	3
H	11
RBI	3
BB	5
SO	5
LOB	18

1B: 9	SF: 0	WP: 2	PA: 39
2B: 1	SAC: 0	PB: 0	
3B: 0	DP: 3	SB: 0	
HR: 1	HBP: 0	CS: 1	

Batter	1	2	3	4	5	6	7	8	9	AB	R	H	RBI	BB	SO	LOB
11 Rajai Davis, R (1, 8) OBP: 0.381, SLG: 0.676	C C C 0-3 ① K		B B B B 4-0 5 WP BB	X 0-0 ② SF8 3-H		X 0-0 ③ P5		X 0-0 13 FC4-6 18 1B 1-3 1B		2	0	0	1	1	1	1
16 Corey Patterson, L (6, 8) OBP: 0.206, SLG: 0.294										1	0	1	0	0	0	0
5 Yunel Escobar, R (1, 6) OBP: 0.447, SLG: 0.424	S S S 0-3 ② K		B X 1-0 ③ G5-3 1-2 2-3	X 0-0 ③ G5-3			X 0-0 19 G5-4-3 1B	X 0-0 13 FC4-6 1-2 3-H 1B		4	0	1	0	0	1	3
18 Mike McCoy, R (7, PR) OBP: 0.353, SLG: 0.379										1	0	1	1	0	0	0
(7, 6)																
19 José Bautista, R (1, 5) OBP: 0.432, SLG: 0.667	X 0-0 ③ F7			X 0-0 E5 26 2B	C C C 0-3 ① K		X 0-0 ①② G5-4-3 1-2f	X 0-0 ② FC4-6 1-2f 2-3		4	1	0	0	0	1	1
13 Brett Lawrie, R (7, 5) OBP: 0.387, SLG: 0.621										1	0	0	0	0	0	2
26 Adam Lind, L (1, 10) OBP: 0.471, SLG: 0.633		X 0-0 20 G6-4-3 1B		X 0-0 20 HR 2-H 2B	X 0-0 ② G4-3		X 0-0 20 1B 2B	C C C 0-3 ③ K		4	1	3	1	0	0	0
62 Eric Thames, L (7, PR) OBP: 0.340, SLG: 0.487										1	1	0	0	0	1	2
(7, 10)																
20 Juan Rivera, R (1, 9) OBP: 0.438, SLG: 0.567		X 0-0 ①② G6-4-3 1-2f	S S B B X 2-2 2-H HR	X 0-0 10 CS 45 BB 1B		X 0-0 45 1B 2-H 1B	S S S 0-3 ① K		4	1	3	3	0	0	1
70 John Tolisano, S (7, PR) OBP: 0.250, SLG: 0.286										1	0	0	0	0	1	0
(7, 9)																
45 Travis Snider, L (1, 7) OBP: 0.500, SLG: 0.538		S S S 0-3 ③ K	S S S 0-3 ① K	B B B B 4-0 1-2 BB		X 0-0 1-3 1B	C C C 0-3 ② K		3	0	1	0	1	2	0
Adam Loewen, L (7, PR) OBP: 0.250, SLG: 0.250										1	0	0	0	0	1	0
(7, 7)																
10 Edwin Encarnación, R (1, 3) OBP: 0.267, SLG: 0.571		X 0-0 ① G5-3	B B X 2-0 HR	S 0-1 ③ CS 2-3	X 0-0 ① F8	X 0-0 ③ F8		X 0-0 2B	4	1	1	1	0	0	3
Jason Lane, R (7, 3) OBP: 0.400, SLG: 0.600									1	0	1	0	0	0	0	
9 J.P. Arencibia, R (1, 2) OBP: 0.244, SLG: 0.158		X 0-0 ② P3	X 0-0 6 2B 11 SF8 1B		X 0-0 ② F7		X 0-0 ① G5-3	S S S 0-3 ③ K	3	1	1	0	0	0	0
14 Ryan Budde, R (7, 2) OBP: 0.125, SLG: 0.067									2	0	0	0	0	1	1
6 John McDonald, R (1, 4) OBP: 0.379, SLG: 0.464		X 0-0 5 WP 2B	X 0-0 1-3 2B		X 0-0 1B		X 0-0 E6 16 1B 18 1B		4	0	3	0	0	0	0
43 Anthony Gose, L (8, PR) OBP: 0.423, SLG: 0.524									0	1	0	0	0	0	0
68 Jonathan Diaz, R (8, 4) OBP: 0.242, SLG: 0.250									0	0	0	0	0	0	0
Inning Stats	R: 0 E: 0 K: 2 S: 7 H: 0 LOB: 0 BB: 0 P: 7	R: 0 E: 0 K: 1 S: 5 H: 1 LOB: 0 BB: 0 P: 5	R: 0 E: 0 K: 0 S: 4 H: 1 LOB: 2 BB: 1 P: 9	R: 5 E: 1 K: 1 S: 13 H: 5 LOB: 1 BB: 0 P: 17	R: 0 E: 0 K: 1 S: 6 H: 1 LOB: 1 BB: 1 P: 10	R: 0 E: 0 K: 0 S: 4 H: 1 LOB: 1 BB: 0 P: 4	R: 1 E: 0 K: 0 S: 6 H: 4 LOB: 3 BB: 0 P: 6	R: 1 E: 1 K: 1 S: 8 H: 2 LOB: 2 BB: 0 P: 8	R: 0 E: 0 K: 3 S: 10 H: 1 LOB: 1 BB: 0 P: 10	1B: 9 2B: 5 3B: 0 HR: 2	SF: 1 SAC: 0 DP: 2 HBP: 0					

PITCHER		IP	WLS	BF	H	R	ER	SO	BB	IBB	HBP	BLK	WP	HR	S	P	ERA	WHIP
33 Cliff Lee, L ERA: 5.54	(1, 1)	4.0	L	20	7	5	3	4	1	0	0	0	1	2	29	38	6.75	2.000
37 Antonio Bastardo, L ERA:	(5, 1)	1.0		4	1	0	0	1	1	0	0	0	0	0	6	10	0.00	2.000
38 Kyle Kendrick, R ERA: 4.5	(6, 1)	3.0		16	7	2	1	1	0	0	0	0	0	0	18	18	3.00	2.333
59 Mike Zagurski, L ERA: 1.29	(9, 1)	1.0		4	1	0	0	3	0	0	0	0	0	0	10	10	0.00	1.000

PITCHER	IP	WLS	BF	H	R	ER	SO	BB	IBB	HBP	BLK	WP	HR	S	P	ERA	WHIP

TOP

Toronto Blue Jays @ Philadelphia Phillies

Bright House Field, Clearwater, FL

Thu Mar 17 2011, 1:09 PM - 3:45 PM EDT

Att. 10,816 - Sunny - 71 F

livebaseballscorecards.com

AB	41
R	7
H	16
RBI	7
BB	2
SO	9
LOB	14

WP: 1	PA: 45		
PB: 0			
SB: 0			
CS: 1			

BOTTOM

Batter	1	2	3	4	5	6	7	8	9	AB	R	H	RBI	BB	SO	LOB
11 Jimmy Rolls, S (1, 6) OBP: 0.286, SLG: 0.283	x 0-0 8 HR 1B	x 0-0 ③ FC6-4 1-2f			x 0-0 ② F7		S S S 0-3 ③ K		x 0-0 1-H HR	3	1	1	0	0	0	2
71 Freddy Galvis, S (6, 6) OBP: 0.240, SLG: 0.318										2	1	1	2	0	1	2
8 Shane Victorino, S (1, 8) OBP: 0.417, SLG: 0.561	S B B B X 3-1 1-H HR		x 0-0 ① F9		x 0-0 ③ P4			x 0-0 HR	x 0-0 ③ G5-3	3	1	1	2	0	0	0
38 Kyle Kendrick, R (6, 1)										0	0	0	0	0	0	0
85 Erik Kratz, R (8, PH) OBP: 0.167, SLG: 0.417 (9, 2)										2	1	1	1	0	0	0
29 Raul Ibanez, L (1, 7) OBP: 0.341, SLG: 0.513	S S S 0-3 ① K		x 0-0 ② G4-3			C C C 0-3 ① K		S S S 0-3 ① K		3	0	0	0	0	2	0
24 Delwyn Young, S (7, 7) OBP: 0.354, SLG: 0.422										1	0	0	0	0	1	0
6 Ryan Howard, L (1, 3) OBP: 0.318, SLG: 0.641	x 0-0 ② P4		S S S 0-3 ③ K			x 0-0 ② G4-3		B B B B 4-0 G3 BB		3	0	0	0	0	1	0
15 John Mayberry Jr., R (7, 3) OBP: 0.417, SLG: 0.714										0	0	0	0	1	0	0
10 Ben Francisco, R (1, 9) OBP: 0.400, SLG: 0.683	x 0-0 ③ F7			x 0-0 ① F9		x 0-0 ③ G5-3		x 0-0 ② G3 1-2		3	0	0	0	0	0	0
Cory Sullivan, L (7, 9) OBP: 0.600, SLG: 1.400										1	0	0	0	0	0	1
51 Carlos Ruiz, R (1, 2) OBP: 0.259, SLG: 0.174		x 0-0 ① G5-3		S S S 0-3 ② K			B B B B 4-0 7 1B BB	x 0-0 ③ F8		2	0	0	0	1	1	0
77 Tuffy Gosewisch, R (7, PR) OBP: 0.500, SLG: 0.714 (8, 2)										1	0	0	0	0	0	1
59 Mike Zagurski, L (9, 1)										0	0	0	0	0	0	0
61 Josh Barfield, R (1, 5) OBP: 0.419, SLG: 0.593		x 0-0 33 1B 2B		x 0-0 ③ F8			S S S 0-3 ① K		S S S 0-3 ① K2-3	3	0	1	0	0	1	1
60 Pete Orr, L (8, 5) OBP: 0.286, SLG: 0.571										1	0	0	0	0	1	0
7 Michael Martinez, S (1, 4) OBP: 0.325, SLG: 0.525		x 0-0 ② G6-3			S X 0-1 HR		x 0-0 1-2 1B		x 0-0 ② F8	4	1	2	1	0	0	1
33 Cliff Lee, L (1, 1) OBP: 1.000, SLG: 1.000		x 0-0 11 FC6-4 2-3 1B			x 0-0 ① F8		x 0-0 ② F8		x 0-0 71 HR 1B	1	0	1	0	0	0	0
37 Antonio Bastardo, R (5, 1)										0	0	0	0	0	0	0
21 Wilson Valdez, R (5, PH) OBP: 0.500, SLG: 0.611 (6, 8)										3	1	1	0	0	0	2
Inning Stats	R: 2 E: 0 K: 1 S: 8 H: 2 LOB: 0 BB: 0 P: 11	R: 0 E: 0 K: 0 S: 5 H: 2 LOB: 2 BB: 0 P: 5	R: 0 E: 0 K: 1 S: 5 H: 0 LOB: 0 BB: 0 P: 5	R: 0 E: 0 K: 1 S: 5 H: 0 LOB: 0 BB: 0 P: 5	R: 1 E: 0 K: 0 S: 5 H: 1 LOB: 0 BB: 0 P: 5	R: 0 E: 0 K: 1 S: 5 H: 0 LOB: 0 BB: 0 P: 5	R: 0 E: 0 K: 2 S: 8 H: 1 LOB: 2 BB: 1 P: 12	R: 1 E: 0 K: 1 S: 6 H: 1 LOB: 1 BB: 1 P: 10	R: 2 E: 0 K: 1 S: 7 H: 2 LOB: 0 BB: 0 P: 7	1B: 4 2B: 1 3B: 0 HR: 4 SF: 0 SAC: 0 DP: 0 HBP: 0							

PITCHER		IP	WLS	BF	H	R	ER	SO	BB	IBB	HBP	BLK	WP	HR	S	P	ERA	WHIP
37 Jo-Jo Reyes, L ERA: 3.46	(1, 1)	5.0	W	20	5	3	3	3	0	0	0	0	0	2	28	31	5.40	1.000
60 Jon Rauch, R ERA:	(6, 1)	1.0	H	3	0	0	0	1	0	0	0	0	0	0	5	5	0.00	0.000
25 David Purcey, L ERA: 3.86	(7, 1)	2.0	H	10	2	1	1	3	2	0	0	0	0	1	14	22	4.50	2.000
49 Mike Hinckley, L ERA: 4.26	(9, 1)	1.0	S	5	2	2	2	1	0	0	0	0	0	1	7	7	18.00	2.000

PITCHER	IP	WLS	BF	H	R	ER	SO	BB	IBB	HBP	BLK	WP	HR	S	P	ERA	WHIP

Toronto Blue Jays @ Philadelphia Phillies

Bright House Field, Clearwater, FL

Thu Mar 17 2011, 1:09 PM - 3:45 PM EDT

Att. 10,816 - Sunny - 71 F

livebaseballscorecards.com

AB	36
R	6
H	9
RBI	6
BB	2
SO	8
LOB	10

1B: 4 SF: 0
2B: 1 SAC: 0
3B: 0 DP: 0
HR: 4 HBP: 0

WP: 0 PA: 38
PB: 0
SB: 0
CS: 0

New York Yankees @ Toronto Blue Jays

Florida Auto Exchange Stadium, Dunedin, FL

Fri Mar 18 2011, 1:08 PM - 3:51 PM EDT

Att. 5,559 - Sunny - 76 F

TOP

livebaseballscorecards.com

Batter	1	2	3	4	5	6	7	8	9	AB	R	H	RBI	BB	SO	LOB
11 Brett Gardner, L (1, 7) OBP: 0.410, SLG: 0.484 18 Andruw Jones, R (4, 7) OBP: 0.300, SLG: 0.407	0-0 2B		4-0 55 BB 14 1B BB		0-3 K			63 1B 1B P4		1 0 1 0 1 0 0 3 1 1 0 0 1 4						
55 Russell Martin, R (1, 2) OBP: 0.351, SLG: 0.323 94 Jorge Vazquez, R (7, 3) OBP: 0.516, SLG: 0.897 Melky Mesa, R (9, PR) OBP: 0.304, SLG: 0.300	0-0 P3		4-0 14 1B 1-2 BB			0-0 33 BB 14 1B 20 FC6-4 1B		0-0 63 1B 78 E 1-2 1B	4-0 63 P3 63 S BB	2 1 1 0 1 0 1 1 1 1 0 1 0 0 0 0 0 0 0 0 0						
14 Curtis Granderson, L (1, 8) OBP: 0.425, SLG: 0.778 63 Justin Maxwell, R (7, 8) OBP: 0.344, SLG: 0.192	4-0 33 G4-6-3 BB		0-0 1-2 2-H 1B			0-0 20 FC6-4 1-2 1B		0-0 78 E 1-2 2-H 1B	SAFE 1-0 P3 1-3	2 0 2 0 1 0 0 2 1 1 1 0 0 1						
33 Nick Swisher, S (1, 9) OBP: 0.256, SLG: 0.317 78 Jordan Parraz, R (6, PR) OBP: 0.278, SLG: 0.235 (6, 9)	0-0 G4-6-3 1-2f			0-3 K		4-0 20 FC6-4 1-2 2-3 BB		0-0 E6 71 BB 1B 1-3 2-H BB	0-0 F8	2 0 0 0 1 1 2 2 1 0 0 0 0 2						
20 Jorge Posada, S (1, 10) OBP: 0.308, SLG: 0.353 85 Jose Gil, R (6, PR) (6, 10)		0-3 K		0-0 G3		0-0 FC6-4 12 G4-6-3 1-2f 2-3 3-H		0-3 K		3 0 0 1 0 1 2 1 0 0 0 0 1 2						
12 Eric Chavez, L (1, 3) OBP: 0.394, SLG: 0.419 53 Gustavo Molina, R (7, 2) OBP: 0.333, SLG: 0.091		0-3 K		0-0 P4		0-0 G4-6-3 1-2f		0-3 K		3 0 0 0 0 1 2 1 0 0 0 0 1 2						
26 Eduardo Núñez, R (1, 4) OBP: 0.375, SLG: 0.459 Brandon Laird, R (7, 5) OBP: 0.136, SLG: 0.150		0-0 P3			0-0 26 S 1B		0-0 F9	0-0 71 BB BB 1-2 3-H 1B		3 0 1 0 0 0 0 1 0 1 1 0 0 0						
26 Ronnie Belliard, R (1, 5) OBP: 0.083, SLG: 0.083 71 Doug Bernier, R (7, 6)			0-0 F8		0-3 K2-3 1-2		0-3 K	4-0 BB 1-2 2-3 BB		3 0 0 0 0 2 1 0 0 0 0 1 0 0						
19 Ramiro Pena, S (1, 6) OBP: 0.152, SLG: 0.156 Kevin Russo, R (7, PH) OBP: 0.200, SLG: 0.118 (7, 4)			0-0 L7		0-3 K		0-0 G6-3	4-0 1-2 2-3 3-H BB		2 0 0 0 0 1 1 1 0 0 1 1 0 0						
Inning Stats	R: 0 H: 1 E: 0 LOB: 1 K: 0 BB: 1 S: 3 P: 7	R: 0 H: 0 E: 0 LOB: 0 K: 2 BB: 0 S: 7 P: 7	R: 0 H: 1 E: 0 LOB: 2 K: 0 BB: 2 S: 3 P: 11	R: 0 H: 0 E: 0 LOB: 0 K: 1 BB: 0 S: 5 P: 5	R: 0 H: 1 E: 0 LOB: 1 K: 3 BB: 0 S: 10 P: 10	R: 1 H: 2 E: 0 LOB: 2 K: 0 BB: 1 S: 4 P: 8	R: 0 H: 0 E: 0 LOB: 0 K: 1 BB: 0 S: 5 P: 5	R: 4 H: 4 E: 1 LOB: 3 K: 2 BB: 2 S: 12 P: 20	R: 0 H: 0 E: 0 LOB: 1 K: 0 BB: 1 S: 2 P: 7	1B: 8 SF: 0 2B: 1 SAC: 0 3B: 0 DP: 2 HR: 0 HBP: 0						

	AB	33
	R	5
	H	9
	RBI	4
	BB	7
	SO	9
	LOB	20

WP: 0 PA: 40
PB: 0
SB: 2
CS: 0

PITCHER		IP	WLS	BF	H	R	ER	SO	BB	IBB	HBP	BLK	WP	HR	S	P	ERA	WHIP
23 Brandon Morrow, R ERA: 0.75	(1, 1)	5.0	W	19	3	0	0	6	3	0	0	0	0	0	28	40	0.00	1.200
34 Marc Rzepczynski, L ERA: 4.76	(6, 1)	2.2		17	6	5	2	3	3	0	0	0	0	0	20	32	6.75	3.375
58 Wilfredo Ledezma, L ERA: 9.64	(8, 1)	1.1	S	4	0	0	0	0	1	0	0	0	0	0	3	8	0.00	0.750

PITCHER		IP	WLS	BF	H	R	ER	SO	BB	IBB	HBP	BLK	WP	HR	S	P	ERA	WHIP

BOTTOM

New York Yankees @ Toronto Blue Jays

Florida Auto Exchange Stadium, Dunedin, FL

Fri Mar 18 2011, 1:08 PM - 3:51 PM EDT

Att. 5,559 - Sunny - 76 F

livebaseballscorecards.com

Batter	1	2	3	4	5	6	7	8	9	AB	R	H	RBI	BB	SO	LOB
16 Corey Patterson, L (1, 8) (6, 9) (7, 7) OBP: 0.211, SLG: 0.289	0-0 19 S 6 WP 19 1B 1B	0-0 F7		0-3 K		0-0 G4-3				4	1	1	0	0	1	2
6 John McDonald, R (1, 4) OBP: 0.344, SLG: 0.419	1-0 F9 1-2	0-3 K2-3			0-0 G6-3		0-0 13 FC6-4 1B			3	0	0	0	0	1	2
68 Jonathan Diaz, R (6, 6) OBP: 0.265, SLG: 0.273										1	0	1	0	0	0	0
19 José Bautista, R (1, 5) OBP: 0.425, SLG: 0.636	1-0 20 E 20 1B 2-H 1B		0-0 P4		0-3 K		0-0 FC6-4 28 G4-6-3 1-2f			3	1	1	1	0	1	0
13 Brett Lawrie, R (6, 5) OBP: 0.375, SLG: 0.600										1	0	0	0	0	0	1
26 Adam Lind, L (1, 3) OBP: 0.486, SLG: 0.656	0-3 K		0-0 45 K 2B		1-0 HBP		0-0 G4-6-3 1-2f			2	1	1	0	0	1	1
28 David Cooper, L (5, PR) (6, 3) OBP: 0.424, SLG: 0.483										1	0	0	0	0	0	1
20 Juan Rivera, R (1, 9) OBP: 0.429, SLG: 0.545	1-0 1-H 1B		0-3 K		0-3 K			0-0 F8		3	0	1	1	0	2	2
43 Anthony Gose, L (6, 8) OBP: 0.407, SLG: 0.500										1	0	0	0	0	0	0
45 Travis Snider, L (1, 7) OBP: 0.484, SLG: 0.552	0-0 G4-3		0-3 K 2-H			0-0 8 G5-3 18 HR 2B		0-0 G5-3		3	0	1	0	0	1	1
30 Michael Crouse, R (6, PR) (7, 9)										1	1	0	0	0	0	0
8 José Molina, R (1, 2) OBP: 0.421, SLG: 0.588		3-1 HR	0-0 P3			0-0 G5-3 2-3		0-0 G4-3		3	1	1	1	0	0	2
14 Ryan Budde, R (7, 2) OBP: 0.118, SLG: 0.063										1	0	0	0	0	0	0
62 Eric Thames, L (1, 10) OBP: 0.340, SLG: 0.463	1-0 18 SH3 HBP			0-0 E4		0-1 P4				2	0	0	0	0	0	2
18 Mike McCoy, R (1, 6) (6, 4) OBP: 0.361, SLG: 0.484	0-0 SH3 1-2			0-0 L9		0-1 3-H HR				2	1	1	2	0	0	0
79 Ryan Goins, L (7, 4) OBP: 0.200, SLG: 0.125										0	0	0	0	0	0	0
Inning Stats	R: 2 E: 0 K: 1 S: 8 H: 3 LOB: 1 BB: 0 P: 11	R: 1 E: 0 K: 1 S: 7 H: 1 LOB: 1 BB: 0 P: 11	R: 1 E: 1 K: 2 S: 9 H: 1 LOB: 1 BB: 0 P: 9	R: 0 E: 1 K: 1 S: 5 H: 0 LOB: 0 BB: 0 P: 5	R: 0 E: 0 K: 2 S: 7 H: 0 LOB: 1 BB: 0 P: 8	R: 2 E: 0 K: 0 S: 7 H: 2 LOB: 1 BB: 0 P: 7	R: 0 E: 0 K: 0 S: 3 H: 1 LOB: 0 BB: 0 P: 3	R: 0 E: 0 K: 0 S: 3 H: 0 LOB: 0 BB: 0 P: 3		1B: 4 2B: 2 3B: 0 HR: 2		SF: 0 SAC: 1 DP: 1 HBP: 2		WP: 1 PB: 0 SB: 1 CS: 0		PA: 34	

	AB	31
	R	6
	H	8
	RBI	5
	BB	0
	SO	7
	LOB	14

PITCHER		IP	WLS	BF	H	R	ER	SO	BB	IBB	HBP	BLK	WP	HR	S	P	ERA	WHIP
34 A.J. Burnett, R ERA: 2.77	(1, 1)	4.0	L	19	5	4	2	5	0	0	1	0	1	1	29	36	4.50	1.250
45 Sergio Mitre, R ERA: 2.25	(5, 1)	3.0		12	3	2	2	2	0	0	1	0	0	1	17	18	6.00	1.000
Andrew Brackman, R ERA:	(8, 1)	1.0		3	0	0	0	0	0	0	0	0	0	0	3	3	0.00	0.000

PITCHER	IP	WLS	BF	H	R	ER	SO	BB	IBB	HBP	BLK	WP	HR	S	P	ERA	WHIP

Batter	1	2	3	4	5	6	7	8	9	10	AB	R	H	RBI	BB	SO	LOB
11 Rajai Davis, R (1, 9) OBP: 0.386, SLG: 0.692 Craig Stansberry, R (4, 4)	G6-3			5 1B, 13 WP, 2B	F7			K		SH1-4, 1-2	2 2	1 0	1 0	0 0	0 0	0 1	0 0
5 Yunel Escobar, R (1, 6) OBP: 0.452, SLG: 0.459 68 Jonathan Diaz, R (8, 6) OBP: 0.257, SLG: 0.265	K			13 WP, 62 FC3, 13 1B, 2-3, 1B		28 HR, 2B		F8		G6-3, 2-3	4 1	2 0	2 0	0 0	0 0	1 0	0 2
62 Eric Thames, L (1, 7) OBP: 0.327, SLG: 0.435	G4-3			FC3, 13 1B, 13 WP, 28 SF8, 1-2		G1-3		1B		F9	5	1	1	0	0	0	5
13 Brett Lawrie, R (1, 5) OBP: 0.361, SLG: 0.559 83 Kevin Ahrens, R (8, 5)		G6-3		9 S, 1-3, 2-H, 3-H, 1B		G6-3		K			4 0	0 0	1 0	1 0	0 0	1 0	2 0
28 David Cooper, L (1, 3) OBP: 0.405, SLG: 0.563		G4-3		SF8, 3-H		2-H, HR			F8		3	1	1	3	0	0	0
9 J.P. Arencibia, R (1, 2) OBP: 0.229, SLG: 0.146 14 Ryan Budde, R (7, 2) OBP: 0.111, SLG: 0.059		K2-3		K, 1-2		G6-3			G5-3		3 1	0 0	0 0	0 0	0 0	2 0	1 0
Adam Loewen, L (1, 10) OBP: 0.250, SLG: 0.375			G3	K			K		2B		4	0	1	0	0	2	1
43 Anthony Gose, L (1, 8) OBP: 0.355, SLG: 0.423			F9		K		K		F8		4	0	0	0	0	2	1
18 Mike McCoy, R (1, 4) OBP: 0.350, SLG: 0.457 (4, 9) 69 Brad McElroy, L (10, PR) (10, 9)			G4-3		K		G3			68 G6-3, SH1-4, 1B	4 0	0 0	1 0	0 0	0 0	1 0	0 0
Inning Stats	R: 0 E: 0 K: 1 S: 5 / H: 0 LOB: 0 BB: 0 P: 5	R: 0 E: 0 K: 1 S: 5 / H: 0 LOB: 0 BB: 0 P: 5	R: 0 E: 0 K: 0 S: 3 / H: 0 LOB: 0 BB: 0 P: 3	R: 3 E: 0 K: 2 S: 11 / H: 3 LOB: 1 BB: 0 P: 13	R: 0 E: 0 K: 2 S: 7 / H: 0 LOB: 0 BB: 0 P: 7	R: 2 E: 0 K: 0 S: 7 / H: 2 LOB: 0 BB: 0 P: 10	R: 0 E: 0 K: 2 S: 7 / H: 0 LOB: 0 BB: 0 P: 7	R: 0 E: 0 K: 2 S: 8 / H: 1 LOB: 1 BB: 0 P: 8	R: 0 E: 0 K: 0 S: 4 / H: 1 LOB: 1 BB: 0 P: 4	R: 0 E: 0 K: 0 S: 4 / H: 1 LOB: 2 BB: 0 P: 4	1B: 4 2B: 3 3B: 0 HR: 1	SF: 1 SAC: 1 DP: 0 HBP: 0					

PITCHER	IP	WLS	BF	H	R	ER	SO	BB	IBB	HBP	BLK	WP	HR	S	P	ERA	WHIP
36 Freddy Garcia, R (1, 1) ERA: 5.93	6.0		24	5	5	5	6	0	0	0	0	1	1	38	43	7.50	0.833
42 Mariano Rivera, R (7, 1) ERA:	1.0		3	0	0	0	2	0	0	0	0	0	0	7	7	0.00	0.000
22 Mark Prior, R (8, 1) ERA: 1.59	1.0		4	1	0	0	2	0	0	0	0	0	0	8	8	0.00	1.000
43 Luis Ayala, R (9, 1) ERA: 1.04	1.0		4	1	0	0	0	0	0	0	0	0	0	4	4	0.00	1.000
Ryan Pope, R (10, 1) ERA: 3.6	0.2		3	1	0	0	0	0	0	0	0	0	0	3	3	0.00	1.500

PITCHER	IP	WLS	BF	H	R	ER	SO	BB	IBB	HBP	BLK	WP	HR	S	P	ERA	WHIP
Steve Garrison, L (10, 1) ERA: 5.63	0.1		1	0	0	0	0	0	0	0	0	0	0	1	1	0.00	0.000

TOP

Toronto Blue Jays @ New York Yankees

George M. Steinbrenner Field, Tampa, FL

Sat Mar 19 2011, 1:09 PM - 4:11 PM EDT

Att. 11,006 - Sunny - 80 F

livebaseballscorecards.com

AB	37
R	5
H	8
RBI	4
BB	0
SO	10
LOB	12

WP: 1	PA: 39		
PB: 0			
SB: 1			
CS: 0			

Batter	1	2	3	4	5	6	7	8	9	10	AB	R	H	RBI	BB	SO	LOB
2 Derek Jeter, R (1, 6) OBP: 0.385, SLG: 0.432	0-0 26 S 13 2B 1B	0-0 26 F7 1B		0-0 ③ G5-3		1-0 ② 1-2 26 E 2B			0-0 94 K2-3 19 SH1-3 1B		4	1	3	0	0	0	0
71 Doug Bernier, R (6, PR) (7, 6)											0	1	0	0	0	0	0
12 Eric Chavez, L (9, PH) OBP: 0.412, SLG: 0.438 (10, 5)											1	0	1	0	0	0	0
26 Eduardo Núñez, R (1, 7) OBP: 0.364, SLG: 0.439	0-1 ① G6-3 1-2	0-0 ② F7 1-2			0-0 ① G6-3	0-0 E8 2-H 1B			0-0 ① SH1-3 1-2		4	0	1	1	0	0	2
19 Ramiro Pena, S (7, 7) OBP: 0.152, SLG: 0.156 (10, 6)											0	0	0	0	0	0	0
25 Mark Teixeira, S (1, 3) OBP: 0.436, SLG: 0.647	0-0 ② L7	0-0 ③ G5-3			0-0 24 1B 20 1B 2B	0-0 ③ F9			0-3 ② K2-3 2-3		4	1	1	0	0	0	4
94 Jorge Vazquez, R (7, 3) OBP: 0.500, SLG: 0.867											1	0	0	0	0	1	1
13 Alex Rodriguez, R (1, 5) OBP: 0.459, SLG: 0.912	0-0 24 HR 2-H 2B		B B B B 4-0 20 1B BB		B B B B 4-0 20 1B 24 1B BB		S S S 0-3 ① K		0-0 ③ F9		2	1	1	1	2	1	0
Kevin Russo, R (8, 4) OBP: 0.190, SLG: 0.111 (10, 7)											1	0	0	0	0	0	1
24 Robinson Canó, L (1, 4) OBP: 0.300, SLG: 0.378	B B B S S S 3-2 2-H HR		0-0 ① L6		0-0 20 1B 1-2 2-3 1B		0-0 ② F8			0-0 ① L6	4	1	2	2	0	0	1
63 Justin Maxwell, R (8, 8) OBP: 0.333, SLG: 0.185											1	0	0	0	0	0	0
20 Jorge Posada, S (1, 10) OBP: 0.349, SLG: 0.378	H 1-0 84 FC5 18 BB HBP	0-0 18 G6-3 1-3 1B			0-0 18 G5-4-3 1-2 2-3 3-H 1B		0-0 ③ L3			S S S 0-3 ② K	3	0	2	1	0	0	0
53 Gustavo Molina, R (10, PH) OBP: 0.313, SLG: 0.083											1	0	0	0	0	1	0
18 Andruw Jones, R (1, 9) OBP: 0.303, SLG: 0.379	B B B B 4-0 84 FC5 1-2 BB	0-0 ② ③ G6-3 1-2f			0-0 ② ③ G5-4-3 1-2f			0-0 ① G4-3		0-0 ③ P2	2	0	0	0	1	0	5
78 Jordan Parraz, R (8, 9) OBP: 0.250, SLG: 0.211											2	0	0	0	0	0	0
84 Austin Romine, R (1, 2) OBP: 0.278, SLG: 0.250	0-0 ③ FC5 1-2 2-3f			0-0 ① P4		0-0 ① F9		S S S 0-3 ② K			3	0	0	0	0	0	2
83 Jesus Montero, R (8, 2) OBP: 0.212, SLG: 0.219											1	0	0	0	0	1	0
Melky Mesa, R (1, 8) OBP: 0.308, SLG: 0.273		0-0 ① G5-3		S S S 0-3 ② K		B B B B 4-0 2 CS BB		S S S 0-3 ③ K			2	0	0	0	1	1	0
26 Ronnie Belliard, R (8, 5) OBP: 0.077, SLG: 0.077											1	0	0	0	0	1	0
(10, 4)																	
Inning Stats	R: 3 H: 3 E: 0 LOB: 2 K: 0 BB: 1 S: 9 P: 17	R: 0 H: 1 E: 0 LOB: 1 K: 0 BB: 0 S: 4 P: 4	R: 0 H: 1 E: 0 LOB: 1 K: 0 BB: 1 S: 3 P: 7	R: 0 H: 0 E: 0 LOB: 0 K: 1 BB: 0 S: 5 P: 5	R: 1 H: 3 E: 0 LOB: 2 K: 0 BB: 1 S: 5 P: 9	R: 1 H: 2 E: 1 LOB: 2 K: 0 BB: 1 S: 4 P: 9	R: 0 H: 0 E: 0 LOB: 0 K: 1 BB: 0 S: 5 P: 5	R: 0 H: 0 E: 0 LOB: 0 K: 2 BB: 0 S: 7 P: 7	R: 0 H: 1 E: 0 LOB: 1 K: 1 BB: 0 S: 6 P: 6	R: 0 H: 0 E: 0 LOB: 0 K: 1 BB: 0 S: 5 P: 5	1B: 7 SF: 0 2B: 3 SAC: 1 3B: 0 DP: 2 HR: 1 HBP: 1	WP: 0 PA: 43 PB: 0 SB: 1 CS: 1					

PITCHER		IP	WLS	BF	H	R	ER	SO	BB	IBB	HBP	BLK	WP	HR	S	P	ERA	WHIP
27 Brett Cecil, L ERA: 4.73	(1, 1)	4.1		23	7	4	4	1	3	0	1	0	0	1	24	40	8.31	2.308
33 Carlos Villanueva, R ERA: 0.93	(5, 1)	2.1		9	3	1	1	1	1	0	0	0	0	0	10	15	3.86	1.714
44 Casey Janssen, R ERA: 1.23	(7, 1)	1.1		4	0	0	0	2	0	0	0	0	0	0	8	8	0.00	0.000
75 Rommie Lewis, L ERA: 1.35	(9, 1)	1.0		4	1	0	0	1	0	0	0	0	0	0	6	6	0.00	1.000
46 Winston Abreu, R ERA: 6.75	(10, 1)	1.0		3	0	0	0	1	0	0	0	0	0	0	5	5	0.00	0.000

PITCHER	IP	WLS	BF	H	R	ER	SO	BB	IBB	HBP	BLK	WP	HR	S	P	ERA	WHIP

BOTTOM

Toronto Blue Jays @ New York Yankees

George M. Steinbrenner Field, Tampa, FL

Sat Mar 19 2011, 1:09 PM - 4:11 PM EDT

Att. 11,006 - Sunny - 80 F

livebaseballscorecards.com

AB	37
R	5
H	11
RBI	5
BB	4
SO	6
LOB	16

Batter	1	2	3	4	5	6	7	8	9	AB	R	H	RBI	BB	SO	LOB
12 Alexi Casilla, S (1, 6) OBP: 0.324, SLG: 0.258 91 Danny Santana, S (7, 6)	G3-1		K			G5-3		G4-3		3 1	0 0	0 0	0 0	0 0	1 0	0 1
1 Tsuyoshi Nishioka, S (1, 4) OBP: 0.361, SLG: 0.441 90 Michael Hollimon, S (7, 4) OBP: 0.667, SLG: 0.500	16 G4-3 1B		G5-3			P6			BB	3 0	0 0	1 0	0 0	0 1	0 0	0 0
16 Jason Kubel, L (1, 10) OBP: 0.512, SLG: 0.684 85 Brian Dinkelman, L (7, PR) OBP: 0.146, SLG: 0.184 (7, 10)	G4-3 1-2			G3-1			22 G5-4-3 21 1B HBP		L7	2 1	0 0	0 0	0 0	0 0	0 0	1 1
21 Delmon Young, R (1, 7) OBP: 0.391, SLG: 0.500 92 Dustin Martin, L (7, PR) (7, 7)	K			P6			22 G5-4-3 1-2 1B		F7	3 1	0 0	1 0	0 0	0 0	1 0	1 1
22 Danny Valencia, R (1, 5) OBP: 0.390, SLG: 0.553 73 Chase Lambin, S (7, 5) OBP: 0.409, SLG: 0.353		2B		K			G5-4-3 1-2f 2-3		K	3 1	0 0	1 0	0 0	0 0	1 1	2 1
38 Luke Hughes, R (1, 3) OBP: 0.333, SLG: 0.688 20 Matt Tolbert, S (7, 3) OBP: 0.314, SLG: 0.375		L6			F8		F7			3 0	0 0	0 0	0 0	0 0	0 0	3 0
84 Jeff Bailey, R (1, 9) OBP: 0.349, SLG: 0.324		K			41 G4-6-3 1B			K		3 2	0 0	1 0	0 0	0 0	2 0	1 0
41 Drew Butera, R (1, 2) OBP: 0.300, SLG: 0.222 81 Danny Lehmann, R (7, 2) OBP: 0.267, SLG: 0.286		K			G4-6-3 1-2f			F8		2 1	0 0	0 0	0 0	0 0	1 0	2 0
18 Jason Repko, R (1, 8) OBP: 0.327, SLG: 0.310			K			K		BB		2	0	0	0	1	2	0
Inning Stats	R: 0 E: 0 K: 1 S: 6 H: 1 LOB: 1 BB: 0 P: 6	R: 0 E: 0 K: 2 S: 8 H: 1 LOB: 1 BB: 0 P: 8	R: 0 E: 0 K: 2 S: 7 H: 0 LOB: 0 BB: 0 P: 7	R: 0 E: 0 K: 1 S: 5 H: 0 LOB: 0 BB: 0 P: 5	R: 0 E: 0 K: 0 S: 3 H: 1 LOB: 0 BB: 0 P: 3	R: 0 E: 0 K: 1 S: 5 H: 0 LOB: 0 BB: 0 P: 5	R: 0 E: 0 K: 0 S: 3 H: 1 LOB: 2 BB: 0 P: 4	R: 0 E: 0 K: 1 S: 5 H: 0 LOB: 1 BB: 1 P: 9	R: 0 E: 0 K: 1 S: 5 H: 0 LOB: 1 BB: 1 P: 9	1B: 3 2B: 1 3B: 0 HR: 0 SF: 0 SAC: 0 DP: 2 HBP: 1						

TOP

Minnesota Twins @ Toronto Blue Jays

Florida Auto Exchange Stadium, Dunedin, FL

Sun Mar 20 2011, 1:08 PM - 3:25 PM EDT

Att. 5,559 - Sunny - 80 F

livebaseballscorecards.com

AB	29
R	0
H	4
RBI	0
BB	2
SO	9
LOB	14

WP: 0 PB: 0 SB: 0 CS: 0 PA: 32

PITCHER		IP	WLS	BF	H	R	ER	SO	BB	IBB	HBP	BLK	WP	HR	S	P	ERA	WHIP
51 Jesse Litsch, R ERA: 3.12	(1, 1)	5.1	W	18	3	0	0	7	0	0	0	0	0	0	32	32	0.00	0.562
25 David Purcey, L ERA: 3.52	(6, 1)	0.2	H	2	0	0	0	0	0	0	0	0	0	0	2	2	0.00	0.000
57 Shawn Camp, R ERA: 1.8	(7, 1)	1.0	H	4	1	0	0	0	0	0	1	0	0	0	3	4	0.00	1.000
54 Jason Frasor, R ERA: 2.25	(8, 1)	1.0	H	4	0	0	0	1	1	0	0	0	0	0	5	9	0.00	1.000
60 Jon Rauch, R ERA:	(9, 1)	1.0	S	4	0	0	0	1	1	0	0	0	0	0	5	9	0.00	1.000

PITCHER	IP	WLS	BF	H	R	ER	SO	BB	IBB	HBP	BLK	WP	HR	S	P	ERA	WHIP

BOTTOM

Minnesota Twins @ Toronto Blue Jays

Florida Auto Exchange Stadium, Dunedin, FL

Sun Mar 20 2011, 1:08 PM - 3:25 PM EDT

Att. 5,559 - Sunny - 80 F

livebaseballscorecards.com

Batter	1	2	3	4	5	6	7	8	9	AB	R	H	RBI	BB	SO	LOB
16 Corey Patterson, L (1, 8) OBP: 0.195, SLG: 0.268	P6		K		F9		FC5-4 1-2f 2-3			3	0	0	0	0	1	1
18 Mike McCoy, R (7, 8) OBP: 0.341, SLG: 0.444										1	0	0	0	0	0	2
5 Yunel Escobar, R (1, 6) OBP: 0.467, SLG: 0.475	K		1B			20 1B	G1-3			3	0	2	0	0	1	0
79 Ryan Goins, L (6, PR) OBP: 0.200, SLG: 0.125										0	0	0	0	0	0	0
(7, 6)																
Jason Lane, R (7, PH) OBP: 0.333, SLG: 0.500										1	0	0	0	0	0	2
81 Justin Jackson, R (8, 4) OBP: 1.000, SLG: 1.000										0	0	0	0	0	0	0
19 José Bautista, R (1, 5) OBP: 0.419, SLG: 0.639	26 1B 2B		G1-3		F9			K		3	1	1	0	0	0	2
83 Kevin Ahrens, R (7, 5)										1	0	0	0	0	1	0
26 Adam Lind, L (1, 3) OBP: 0.475, SLG: 0.629	2-H 1B			F9	F7			K		3	0	1	1	0	0	1
28 David Cooper, L (7, 3) OBP: 0.395, SLG: 0.545										1	0	0	0	0	1	0
20 Juan Rivera, R (1, 9) OBP: 0.421, SLG: 0.528	P4			F7	1-2 1B			45 HR 1B		3	0	1	0	0	0	1
Adam Loewen, L (6, PR) OBP: 0.333, SLG: 0.444										1	1	1	0	0	0	0
(7, 9)																
45 Travis Snider, L (1, 7) OBP: 0.457, SLG: 0.606		K		F7		K		1-H HR		4	1	1	2	0	2	2
13 Brett Lawrie, R (1, 10) OBP: 0.325, SLG: 0.500		K			K		G6-3	K		4	0	0	0	0	3	0
9 J.P. Arencibia, R (1, 2) OBP: 0.240, SLG: 0.163		K			1B		18 FC5-4 68 1B BB			2	0	1	0	0	1	0
8 José Molina, R (7, 2) OBP: 0.450, SLG: 0.588										0	0	0	0	1	0	0
68 Jonathan Diaz, R (1, 4) OBP: 0.263, SLG: 0.270			K		F7		18 FC5-4 1-2 1B			3	0	1	0	0	1	1
(8, 6)																
Inning Stats	R: 1 H: 2 E: 0 LOB: 1 K: 1 BB: 0 S: 7 P: 7	R: 0 H: 0 E: 0 LOB: 0 K: 3 BB: 0 S: 9 P: 9	R: 0 H: 1 E: 0 LOB: 1 K: 2 BB: 0 S: 8 P: 8	R: 0 H: 0 E: 0 LOB: 0 K: 0 BB: 0 S: 3 P: 3	R: 0 H: 1 E: 0 LOB: 1 K: 1 BB: 0 S: 6 P: 6	R: 0 H: 2 E: 0 LOB: 2 K: 1 BB: 0 S: 7 P: 7	R: 0 H: 1 E: 0 LOB: 2 K: 0 BB: 1 S: 4 P: 8	R: 2 H: 2 E: 0 LOB: 0 K: 3 BB: 0 S: 12 P: 12		1B: 7 SF: 0 2B: 1 SAC: 0 3B: 0 DP: 0 HR: 1 HBP: 0						WP: 0 PA: 34 PB: 0 SB: 0 CS: 0	

	AB	33
	R	3
	H	9
	RBI	3
	BB	1
	SO	11
	LOB	12

PITCHER		IP	WLS	BF	H	R	ER	SO	BB	IBB	HBP	BLK	WP	HR	S	P	ERA	WHIP
30 Scott Baker, R ERA: 2.84	(1, 1)	4.0	L	15	3	1	1	6	0	0	0	0	0	0	27	27	2.25	0.750
55 Matt Capps, R ERA:	(5, 1)	1.0		4	1	0	0	1	0	0	0	0	0	0	6	6	0.00	1.000
56 Dusty Hughes, L ERA:	(6, 1)	1.0		5	2	0	0	1	0	0	0	0	0	0	7	7	0.00	2.000
54 Phil Dumatrait, L ERA: 3.6	(7, 1)	1.0		5	1	0	0	0	1	0	0	0	0	0	4	8	0.00	2.000
49 Jeff Manship, R ERA: 6.3	(8, 1)	1.0		5	2	2	2	3	0	0	0	0	0	1	12	12	18.00	2.000

PITCHER	IP	WLS	BF	H	R	ER	SO	BB	IBB	HBP	BLK	WP	HR	S	P	ERA	WHIP

Philadelphia Phillies @ Toronto Blue Jays

Florida Auto Exchange Stadium, Dunedin, FL

Tue Mar 22 2011, 1:08 PM - 3:40 PM EDT

Att. 5,555 - Sunny - 76 F

TOP

livebaseballscorecards.com

Batter	1	2	3	4	5	6	7	8	9	AB	R	H	RBI	BB	SO	LOB
11 Jimmy Rollins, S (1, 6) OBP: 0.297, SLG: 0.322	S S S 0-3 ① K	B X 1-0 ② ③ F7 2-3			X 0-0 ② L8		S S S 0-3 ① K		X 0-0 ③ F8	3	0	0	0	0	1	2
7 Ross Gload, L (5, 3) OBP: 0.370, SLG: 0.533										2	0	0	0	0	1	0
21 Wilson Valdez, R (1, 4) (5, 6) OBP: 0.451, SLG: 0.532	X 0-0 ② G5-3	S S S 0-3 ① K			X 0-0 10 WP 2-H 1B		X 0-0 ② G4-3			4	0	1	1	0	1	0
10 Ben Francisco, R (1, 10) OBP: 0.450, SLG: 0.635	X 0-0 6 1B 29 HR 1B	X 0-0 29 CS 1B			B H 2-0 1-2 HBP		X 0-0 1B			3	1	3	0	0	0	0
6 Ryan Howard, L (1, 3) OBP: 0.339, SLG: 0.627	X 0-0 29 HR 1-3 1B	X 0-0 ② F7			X 0-0 ③ G3		S S S 0-3 ③ K			3	1	1	0	0	0	3
60 Pete Orr, L (5, 5) OBP: 0.316, SLG: 0.553										1	0	0	0	0	1	1
29 Raul Ibanez, L (1, 7) OBP: 0.321, SLG: 0.510	B B B C X 3-1 1-H 3-H HR	B 1-0 ③ CS 1-2	X 0-0 ① G4-3			X 0-0 61 FC5-4 1B		X 0-0 ① P4		3	1	2	3	0	0	0
24 Delwyn Young, S (6, PR) (6, 9) OBP: 0.321, SLG: 0.380										1	0	0	0	0	0	0
15 John Mayberry Jr., R (1, 9) OBP: 0.350, SLG: 0.630	S S S 0-3 ③ K		X 0-0 ② F8			S S S 0-3 ① K		S S T 0-2 ② K		3	0	0	0	0	2	1
Cory Sullivan, L (6, 7) OBP: 0.500, SLG: 0.900										1	0	0	0	0	1	0
61 Josh Barfield, R (1, 8) OBP: 0.356, SLG: 0.450		X 0-0 51 S 7 E 1B	X 0-0 ③ G1-3		X 0-0 ② FC5-4 51 HBP 1-2f			X 0-0 ③ P4		4	1	1	0	0	0	1
51 Carlos Ruiz, R (1, 2) OBP: 0.250, SLG: 0.161	S S S 0-3 ① K 1-2			X 0-0 7 SH1-3 21 1B 1B	H 1-0 7 FC4-6 1-2 HBP			X 0-0 ① G5-3		2	1	1	0	0	1	1
85 Erik Kratz, R (6, 2) OBP: 0.222, SLG: 0.529										1	0	0	0	0	0	0
7 Michael Martinez, S (1, 5) (5, 4) OBP: 0.298, SLG: 0.444	X 0-0 E7 11 CS 2-H 1B	X 0-0 ① SH1-3 1-2			X 0-0 ③ FC4-6 1-2f			X 0-0 ② F8		3	0	1	1	0	0	2
Inning Stats	R: 3 E: 0 K: 2 S: 11 H: 3 LOB: 0 BB: 0 P: 14	R: 1 E: 1 K: 1 S: 6 H: 2 LOB: 0 BB: 0 P: 7	R: 0 E: 0 K: 1 S: 5 H: 1 LOB: 0 BB: 0 P: 6	R: 0 E: 0 K: 0 S: 3 H: 0 LOB: 0 BB: 0 P: 3	R: 1 E: 0 K: 0 S: 5 H: 2 LOB: 2 BB: 0 P: 7	R: 0 E: 0 K: 1 S: 6 H: 1 LOB: 2 BB: 0 P: 7	R: 0 E: 0 K: 2 S: 8 H: 1 LOB: 1 BB: 0 P: 8	R: 0 E: 0 K: 1 S: 5 H: 0 LOB: 0 BB: 0 P: 5	R: 0 E: 0 K: 0 S: 3 H: 0 LOB: 0 BB: 0 P: 3	1B: 9 2B: 0 3B: 0 HR: 1 SF: 0 SAC: 1 DP: 0 HBP: 2							

AB	34
R	5
H	10
RBI	5
BB	0
SO	8
LOB	11

WP: 1 PB: 0 SB: 1 CS: 2 PA: 38

PITCHER		IP	WLS	BF	H	R	ER	SO	BB	IBB	HBP	BLK	WP	HR	S	P	ERA	WHIP
24 Ricky Romero, L (1, 1) ERA: 7.71		4.0	L	16	6	4	4	4	0	0	0	0	0	1	25	30	9.00	1.500
32 Chad Cordero, R (5, 1) ERA: 9.0		1.0		6	2	1	1	0	0	0	1	0	1	0	5	7	9.00	2.000
44 Casey Janssen, R (6, 1) ERA: 1.08		1.0		5	1	0	0	1	0	0	1	0	0	0	6	7	0.00	1.000
34 Marc Rzepczynski, L (7, 1) ERA: 4.38		1.0		4	1	0	0	2	0	0	0	0	0	0	8	8	0.00	1.000
33 Carlos Villanueva, R (8, 1) ERA: 0.84		1.0		3	0	0	0	1	0	0	0	0	0	0	5	5	0.00	0.000

PITCHER		IP	WLS	BF	H	R	ER	SO	BB	IBB	HBP	BLK	WP	HR	S	P	ERA	WHIP
Sean Henn, L (9, 1) ERA: 4.15		1.0		3	0	0	0	0	0	0	0	0	0	0	3	3	0.00	0.000

Batter	1	2	3	4	5	6	7	8	9	AB	R	H	RBI	BB	SO	LOB
11 Rajai Davis, R (1, 8) OBP: 0.396, SLG: 0.714 16 Corey Patterson, L (8, 8) OBP: 0.214, SLG: 0.286	5 G4-3 3B		FC6-4 5 FC6-4 1-2f		BBB 4-0 5 FC5 1-2 BB		L8		68 G4-6-3 1-2 3-H 1B	3 1 1 0 1 0 2 1 0 1 1 0 0 0						
5 Yunel Escobar, R (1, 6) OBP: 0.449, SLG: 0.455 68 Jonathan Diaz, R (8, PR) OBP: 0.256, SLG: 0.263 (9, 6)	G4-3 3-H		FC6-4 19 FC6-4 1-2f		FC5 1-2 2-3f			13 G5-3 1B 1B	G4-6-3 1-2f	4 0 1 1 0 0 3 1 0 0 0 0 0 2						
19 José Bautista, R (1, 10) OBP: 0.413, SLG: 0.641 Chris Woodward, R (8, PH) OBP: 1.000, SLG: 1.000 (9, 10)	F8		FC6-4 1-2f			2B		13 G5-3 1-2 1B		3 0 1 0 0 0 1 1 0 1 0 0 0 0						
26 Adam Lind, L (1, 3) OBP: 0.442, SLG: 0.579 13 Brett Lawrie, R (7, 5) OBP: 0.317, SLG: 0.487	CCC K			G3-1		P5		G5-3 1-2 2-3f		3 0 0 0 0 1 1 1 0 0 0 0 0 2						
2 Aaron Hill, R (1, 4) 28 David Cooper, L (7, 3) OBP: 0.385, SLG: 0.529		F8		G6-3		P3		G4-3		3 0 0 0 0 0 1 1 0 0 0 0 0 2						
10 Edwin Encarnación, R (1, 5) OBP: 0.250, SLG: 0.533 18 Mike McCoy, R (7, 4) OBP: 0.357, SLG: 0.459	SSS K			P2		F8			62 1B 1B	3 0 0 0 0 1 1 1 1 1 0 0 0 0						
45 Travis Snider, L (1, 7) OBP: 0.421, SLG: 0.556 62 Eric Thames, L (8, 7) OBP: 0.339, SLG: 0.447	G5-3			P6		L6			1B 16 1B 1-3 1B	3 0 0 0 0 0 0 1 1 1 0 0 0 0						
20 Juan Rivera, R (1, 9) OBP: 0.439, SLG: 0.605 Adam Loewen, L (7, PR) OBP: 0.400, SLG: 0.500 (8, 9)			BBBX 3-0 HR	P4			BBBB 4-0 BB		16 1B 1-3 3-H 1B	2 1 1 1 1 0 0 1 0 1 1 0 0 0						
9 J.P. Arencibia, R (1, 2) OBP: 0.264, SLG: 0.178 14 Ryan Budde, R (8, 2) OBP: 0.105, SLG: 0.056			BBBB 4-0 11 FC6-4 BB		5 FC5 11 BB 1B		SSS K		SSS K	2 0 1 0 1 1 1 1 0 0 0 0 1 2						
Inning Stats	R: 1 H: 1 E: 0 LOB: 0 K: 1 BB: 0 S: 6 P: 6	R: 0 H: 0 E: 0 LOB: 0 K: 1 BB: 0 S: 5 P: 5	R: 1 H: 1 E: 0 LOB: 1 K: 0 BB: 1 S: 4 P: 11	R: 0 H: 0 E: 0 LOB: 0 K: 0 BB: 0 S: 3 P: 3	R: 0 H: 1 E: 0 LOB: 2 K: 0 BB: 1 S: 4 P: 8	R: 0 H: 1 E: 0 LOB: 1 K: 0 BB: 0 S: 4 P: 4	R: 0 H: 0 E: 0 LOB: 1 K: 1 BB: 1 S: 5 P: 9	R: 0 H: 2 E: 0 LOB: 2 K: 0 BB: 0 S: 4 P: 4	R: 2 H: 4 E: 0 LOB: 1 K: 1 BB: 0 S: 8 P: 8	1B: 7 SF: 0 2B: 1 SAC: 0 3B: 1 DP: 2 HR: 1 HBP: 0						

PITCHER	IP	WLS	BF	H	R	ER	SO	BB	IBB	HBP	BLK	WP	HR	S	P	ERA	WHIP
33 Cliff Lee, L (1, 1) ERA: 4.74	6.0	W	24	4	2	2	2	2	0	0	0	0	1	26	37	3.00	1.000
38 Kyle Kendrick, R (7, 1) ERA: 4.15	1.0	H	4	0	0	0	1	1	0	0	0	0	0	5	9	0.00	1.000
16 J.C. Romero, L (8, 1) ERA: 2.57	1.0	H	4	2	0	0	0	0	0	0	0	0	0	4	4	0.00	2.000
55 Danys Baez, R (9, 1) ERA: 2.53	1.0	S	6	4	2	2	1	0	0	0	0	0	0	8	8	18.00	4.000

PITCHER	IP	WLS	BF	H	R	ER	SO	BB	IBB	HBP	BLK	WP	HR	S	P	ERA	WHIP

BOTTOM

Philadelphia Phillies @ Toronto Blue Jays

Florida Auto Exchange Stadium, Dunedin, FL

Tue Mar 22 2011, 1:08 PM - 3:40 PM EDT

Att. 5,555 - Sunny - 76 F

livebaseballscorecards.com

AB	35
R	4
H	10
RBI	4
BB	3
SO	4
LOB	18

WP: 0	PA: 38		
PB: 0			
SB: 0			
CS: 0			

Batter	1	2	3	4	5	6	7	8	9	AB	R	H	RBI	BB	SO	LOB
11 Rajai Davis, R (1, 8) OBP: 0.392, SLG: 0.711 16 Corey Patterson, L (6, 8) OBP: 0.209, SLG: 0.279	SSS 0-3 ① K		SSS 0-3 ③ K			X 0-0 5 1B 19 SF8 2B		X 0-0 ① P4		3 1 1 0 0 2 0 1 0 0 0 0 0 0						
5 Yunel Escobar, R (1, 6) OBP: 0.462, SLG: 0.468 68 Jonathan Diaz, R (6, PR) OBP: 0.250, SLG: 0.256 (6, 6)	X 0-0 ② 1B			X 0-0 ① L3		X 0-0 26 1B 2 SF8 2-3 1B		X 0-0 ② F7		3 0 2 0 0 0 0 1 1 0 0 0 0 0						
19 José Bautista, R (1, 5) OBP: 0.408, SLG: 0.659 70 Niuman Romero, S (6, 5)	CCC 0-3 ③ K			X 0-0 2 S 2 2B 2B		X 0-0 ① SF8 3-H		X 0-0 ③ G4-3		2 1 1 1 0 1 0 1 0 0 0 0 0 0						
26 Adam Lind, L (1, 3) OBP: 0.435, SLG: 0.561 28 David Cooper, L (6, PR) OBP: 0.375, SLG: 0.514 (6, 3)		X 0-0 ① F7		CCC 0-3 ② K		X 0-0 2 E 1-3 1B			SSS 0-3 ① K	3 0 1 0 0 1 1 1 0 0 0 0 1 0						
2 Aaron Hill, R (1, 4) OBP: 0.167, SLG: 0.400 18 Mike McCoy, R (6, 4) OBP: 0.349, SLG: 0.447	SSS 0-3 ② K		SX 0-1 2-H 2B			X 0-0 ② SF8 1-3 3-H			CCC 0-3 ② K	2 0 1 2 0 1 0 1 0 0 0 0 1 0						
10 Edwin Encarnación, R (1, 10) OBP: 0.255, SLG: 0.542 Jason Lane, R (9, PH) OBP: 0.429, SLG: 0.571	X 0-0 45 PB 2B		X 0-0 ③ G1-4-3			SSS 0-3 ③ K			X 0-0 1B	3 0 1 0 0 1 3 1 0 1 0 0 0 0						
45 Travis Snider, L (1, 7) OBP: 0.415, SLG: 0.538 62 Eric Thames, L (7, PR) OBP: 0.333, SLG: 0.438 (7, 7)	B X 1-0 ③ F7 2-3				X 0-0 ① F7		X 0-0 8 CS 1B		SSS 0-3 ③ K	3 0 1 0 0 0 1 1 0 0 0 0 1 1						
20 Juan Rivera, R (1, 9) OBP: 0.409, SLG: 0.561 Adam Loewen, L (7, 9) OBP: 0.400, SLG: 0.500			X 0-0 ① G5-3		X 0-0 ② F8		X 0-0 ① F7			3 0 0 0 0 0 1 0 0 0 0 0 0 0						
8 José Molina, R (1, 2) OBP: 0.391, SLG: 0.500 9 J.P. Arencibia, R (8, 2) OBP: 0.264, SLG: 0.178			X 0-0 ② F9		X 0-0 ③ F8		SCC 0-3 ②③ 1-2 K			3 0 0 0 0 1 1 0 0 0 0 0 0 0						
Inning Stats	R: 0 H: 1 E: 0 LOB: 0 K: 2 BB: 0 S: 7 P: 7	R: 0 H: 1 E: 0 LOB: 1 K: 1 BB: 0 S: 6 P: 7	R: 0 H: 0 E: 0 LOB: 0 K: 1 BB: 0 S: 5 P: 5	R: 1 H: 2 E: 0 LOB: 1 K: 1 BB: 0 S: 8 P: 8	R: 0 H: 0 E: 0 LOB: 0 K: 0 BB: 0 S: 3 P: 3	R: 2 H: 3 E: 1 LOB: 2 K: 1 BB: 0 S: 8 P: 8	R: 0 H: 1 E: 0 LOB: 1 K: 1 BB: 0 S: 5 P: 5	R: 0 H: 0 E: 0 LOB: 0 K: 0 BB: 0 S: 3 P: 3	R: 0 H: 1 E: 0 LOB: 1 K: 3 BB: 0 S: 10 P: 10	1B: 5 SF: 2 2B: 5 SAC: 0 3B: 0 DP: 1 HR: 0 HBP: 0						

TOP

Toronto Blue Jays @ New York Yankees

George M. Steinbrenner Field, Tampa, FL

Wed Mar 23 2011, 7:08 PM - 9:33 PM EDT

Att. 11,124 - Clear - 71 F

livebaseballscorecards.com

AB	32
R	3
H	9
RBI	3
BB	0
SO	10
LOB	8

PITCHER		IP	WLS	BF	H	R	ER	SO	BB	IBB	HBP	BLK	WP	HR	S	P	ERA	WHIP
65 Phil Hughes, R ERA: 4.09	(1, 1)	7.0	W	27	8	3	3	7	0	0	0	0	0	0	42	43	3.86	1.143
42 Mariano Rivera, R ERA:	(8, 1)	1.0	H	3	0	0	0	0	0	0	0	0	0	0	3	3	0.00	0.000
48 Boone Logan, L ERA: 6.35	(9, 1)	1.0	S	4	1	0	0	3	0	0	0	0	0	0	10	10	0.00	1.000

PITCHER	IP	WLS	BF	H	R	ER	SO	BB	IBB	HBP	BLK	WP	HR	S	P	ERA	WHIP

BOTTOM

Toronto Blue Jays @ New York Yankees
George M. Steinbrenner Field, Tampa, FL
Wed Mar 23 2011, 7:08 PM - 9:33 PM EDT
Att. 11,124 - Clear - 71 F

livebaseballscorecards.com

Batter	1	2	3	4	5	6	7	8	9	AB	R	H	RBI	BB	SO	LOB
2 Derek Jeter, R (1, 6) OBP: 0.367, SLG: 0.426	G1-3		F8			33 L4-6 2B	F7 3-H			3	0	1	0	0	0	0
94 Jorge Vazquez, R (7, PH) OBP: 0.444, SLG: 0.765										1	0	0	0	0	0	1
19 Ramiro Pena, S (8, 6) OBP: 0.167, SLG: 0.171										0	0	0	0	0	0	0
33 Nick Swisher, S (1, 9) OBP: 0.264, SLG: 0.340	K			G6-3		L4-6 2-2		1B 26 SF7 1B		3	0	0	0	0	1	1
Greg Golson, R (7, 9) OBP: 0.333, SLG: 0.462										1	1	1	0	0	0	0
25 Mark Teixeira, S (1, 3) OBP: 0.388, SLG: 0.605	P6			G6-3			BB 24 1B 13 1B	1-3 26 G1-3 1B		2	0	0	0	1	0	0
Brandon Laird, R (7, PR) OBP: 0.143, SLG: 0.154										1	1	1	0	0	0	0
(8, 3)																
13 Alex Rodriguez, R (1, 5) OBP: 0.478, SLG: 0.952		20 E 2B		K			1-2 24 1B 18 E 1B	SF7 3-H		3	0	2	0	0	1	0
26 Eduardo Núñez, R (7, PR) OBP: 0.314, SLG: 0.383										0	1	0	1	0	0	0
(8, 5)																
24 Robinson Canó, L (1, 4) OBP: 0.286, SLG: 0.348		P6			K		1-3 2-H 18 E 20 BB 55 SF9 1B	G1-3 1-2		3	0	1	1	0	1	1
26 Ronnie Belliard, R (7, PR) OBP: 0.111, SLG: 0.167										1	1	0	0	0	0	1
(8, 4)																
20 Jorge Posada, S (1, 10) OBP: 0.367, SLG: 0.350		E6 18 G6-4-3 2-3			BB		1-2 55 SF9 94 PB 18 E BB	K		1	0	0	0	2	0	1
63 Justin Maxwell, R (7, PR) OBP: 0.350, SLG: 0.242										1	1	0	0	0	1	1
(8, 10)																
18 Andruw Jones, R (1, 7) OBP: 0.282, SLG: 0.343		G6-4-3 1-2f			F9		E5 1-2 2-3 3-H			3	0	0	1	0	0	5
78 Jordan Parraz, R (7, PR) OBP: 0.286, SLG: 0.211										0	0	0	0	0	0	0
(8, 7)																
55 Russell Martin, R (1, 2) OBP: 0.326, SLG: 0.289			G6-3		K		SF9 2-3 3-H			2	0	0	1	0	1	1
11 Brett Gardner, L (1, 8) OBP: 0.388, SLG: 0.425			G1-3			G4-3	K			3	0	0	0	0	1	2
Melky Mesa, R (8, 8) OBP: 0.323, SLG: 0.269										0	0	0	0	0	0	0
Inning Stats	R: 0 E: 0 K: 1 S: 5 H: 0 LOB: 0 BB: 0 P: 5	R: 0 E: 1 K: 0 S: 4 H: 1 LOB: 1 BB: 0 P: 4	R: 0 E: 0 K: 0 S: 3 H: 0 LOB: 0 BB: 0 P: 3	R: 0 E: 0 K: 1 S: 5 H: 0 LOB: 0 BB: 0 P: 5	R: 0 E: 0 K: 2 S: 7 H: 0 LOB: 1 BB: 1 P: 11	R: 0 E: 0 K: 0 S: 3 H: 1 LOB: 0 BB: 0 P: 3	R: 4 E: 1 K: 1 S: 8 H: 2 LOB: 1 BB: 2 P: 17	R: 1 E: 0 K: 1 S: 7 H: 2 LOB: 1 BB: 0 P: 7		1B: 4 2B: 3 3B: 0 HR: 0	SF: 2 SAC: 0 DP: 2 HBP: 0						

AB	28
R	5
H	6
RBI	4
BB	3
SO	6
LOB	14

WP: 0 PB: 1 SB: 0 CS: 0 PA: 33

PITCHER		IP	WLS	BF	H	R	ER	SO	BB	IBB	HBP	BLK	WP	HR	S	P	ERA	WHIP
37 Jo-Jo Reyes, L ERA: 3.32	(1, 1)	6.0		22	3	2	2	4	2	0	0	0	0	0	28	36	3.00	0.833
25 David Purcey, L ERA: 4.15	(7, 1)	1.0	L	6	1	2	1	1	1	0	0	0	0	0	7	12	9.00	2.000
58 Wilfredo Ledezma, L ERA: 9.53	(8, 1)	1.0		5	2	1	1	1	0	0	0	0	0	0	7	7	9.00	2.000

PITCHER	IP	WLS	BF	H	R	ER	SO	BB	IBB	HBP	BLK	WP	HR	S	P	ERA	WHIP

Atlanta Braves @ Toronto Blue Jays

Florida Auto Exchange Stadium, Dunedin, FL

Thu Mar 24 2011, 1:07 PM - 3:42 PM EDT

Att. 4,285 - Cloudy - 76 F

TOP

livebaseballscorecards.com

Batter	1	2	3	4	5	6	7	8	9	AB	R	H	RBI	BB	SO	LOB
17 Matt Young, L (1, 8) (7, 7) OBP: 0.372, SLG: 0.235	26 CS 1B			G1-3		E4 23 1B 22 1B 1-2	BBBB 4-0 BB			3	1	1	0	1	0	1
2 Alex Gonzalez, R (1, 6) SSS 0-3 K (5, 5) (7, 6) OBP: 0.333, SLG: 0.407				0-0 2B		0-0 22 1B 26 HR 1-2 2-H 1B	0-0 F8			2	0	1	0	0	1	1
23 Brandon Hicks, R OBP: 0.345, SLG: 0.500										2	1	1	1	0	0	2
22 Jason Heyward, L (1, 9) CCC 0-3 K (6, 9) OBP: 0.510, SLG: 0.553				SSS 0-3 K		0-0 26 HR 1-3 2-H 1B		0-0 G3		3	1	1	1	0	2	2
Jordan Schafer, L OBP: 0.196, SLG: 0.278										1	0	0	0	0	0	0
26 Dan Uggla, R (1, 4) OBP: 0.281, SLG: 0.310	1 SAFE 0-0 CS 1-2	0-0 F8		0-0 F9		BSSX 1-2 1-H 3-H HR		0-0 G6-3		3	1	1	3	0	0	1
Diory Hernandez, R (6, 4) OBP: 0.290, SLG: 0.414										1	0	0	0	0	0	0
20 Eric Hinske, L (1, 10) OBP: 0.244, SLG: 0.317		0-0 G3			0-0 P6	0-0 F8		0-0 F7		4	0	0	0	0	0	0
8 David Ross, R (1, 2) OBP: 0.341, SLG: 0.263		CCC 0-3 K			0-0 P6	0-0 G5-3			0-0 G1-3	3	0	0	0	0	1	0
27 J.C. Boscan, R (6, 2) OBP: 0.267, SLG: 0.267										1	0	0	0	0	0	0
5 Freddie Freeman, L (1, 3) OBP: 0.300, SLG: 0.385			0-0 F8		0-0 G4-3		0-0 F7		0-0 2B	3	0	0	0	0	0	0
7 Brooks Conrad, S (7, 5) OBP: 0.244, SLG: 0.326										1	0	1	0	0	0	0
75 Ed Lucas, R (1, 5) (5, 6) (7, 3) OBP: 0.333, SLG: 0.316			CCC 0-3 K			0-0 P4	0-0 F9		CCC 0-3 K	4	0	0	0	0	2	1
4 Joe Mather, R (1, 7) OBP: 0.224, SLG: 0.200			0-0 L7			0-0 17 E 23 1B 1B	0-0 2B		0-0 F9	3	1	2	0	0	0	0
87 Cory Harrilchak, L (7, PR) (7, 8)										1	0	0	0	0	0	1

	AB	35
	R	5
	H	8
	RBI	5
	BB	1
	SO	6
	LOB	9

Inning Stats	1	2	3	4	5	6	7	8	9
	R: 0 E: 0 K: 2 S: 7	H: 1 LOB: 0 BB: 0 P: 7	R: 0 E: 0 K: 1 S: 5	H: 0 LOB: 0 BB: 0 P: 5	R: 0 E: 0 K: 1 S: 5	H: 0 LOB: 0 BB: 0 P: 5	R: 0 E: 0 K: 1 S: 6	H: 1 LOB: 1 BB: 0 P: 6	R: 0 E: 0 K: 0 S: 3	H: 0 LOB: 0 BB: 0 P: 3	R: 5 E: 1 K: 0 S: 10	H: 4 LOB: 0 BB: 0 P: 11	R: 0 E: 0 K: 0 S: 4	H: 1 LOB: 2 BB: 1 P: 8	R: 0 E: 0 K: 0 S: 3	H: 0 LOB: 0 BB: 0 P: 3	R: 0 E: 0 K: 1 S: 6	H: 1 LOB: 1 BB: 0 P: 6

| | | | | | | | | | |

Atlanta Braves @ Toronto Blue Jays

Florida Auto Exchange Stadium, Dunedin, FL

Thu Mar 24 2011, 1:07 PM - 3:42 PM EDT

Att. 4,285 - Cloudy - 76 F

BOTTOM

Batter	1	2	3	4	5	6	7	8	9	AB	R	H	RBI	BB	SO	LOB
16 Corey Patterson, L (1, 8) OBP: 0.196, SLG: 0.261	G3-1			E1	F9 1-2 2-3		K		K	3	1	0	0	0	0	2
11 Rajai Davis, R (6, 8) OBP: 0.377, SLG: 0.681				5 S 5 WP						2	0	0	0	0	2	2
5 Yunel Escobar, R (1, 6) OBP: 0.436, SLG: 0.440	G4-3			L8 2-H	P3			K	P4	3	0	0	0	0	0	2
68 Jonathan Diaz, R (6, 6) OBP: 0.238, SLG: 0.244										2	0	0	0	0	1	2
19 José Bautista, R (1, 5) OBP: 0.404, SLG: 0.705	K			HR	K			62 E 3B		3	1	1	1	0	2	2
Craig Stansberry, R (6, 5) OBP: 0.333, SLG: 1.000										1	1	1	0	0	0	0
26 Adam Lind, L (1, 10) OBP: 0.408, SLG: 0.523		K		G6-3		L3		E3 18 FC6-4 3-H		3	0	0	0	0	1	0
62 Eric Thames, L (8, PH) OBP: 0.328, SLG: 0.429										1	0	0	1	0	0	0
(9, 10)																
2 Aaron Hill, R (1, 4) OBP: 0.250, SLG: 0.429		G1-4-3		10 1B 1B		G6-3		FC6-4 1-2f		2	0	1	0	0	0	0
18 Mike McCoy, R (4, PR) OBP: 0.333, SLG: 0.425										2	0	0	0	0	0	1
(5, 4)																
10 Edwin Encarnación, R (1, 3) OBP: 0.278, SLG: 0.549		G5-3		1-3 1B		1B		F8		3	0	2	0	0	0	0
28 David Cooper, L (6, PR) OBP: 0.366, SLG: 0.500										1	0	0	0	0	0	1
(7, 3)																
45 Travis Snider, L (1, 7) OBP: 0.386, SLG: 0.500		K		G1		F8			14 SH1-4 BB 1B	3	0	0	0	0	1	3
Danny Perales, L (7, 7) OBP: 1.000, SLG: 1.000										1	0	1	0	0	0	0
20 Juan Rivera, R (1, 9) OBP: 0.426, SLG: 0.591		9 G5-4-3 1B			16 S 2B		G1-3		14 SH1-4 1-2 BB	3	0	2	0	0	0	0
Adam Loewen, L (8, 9) OBP: 0.455, SLG: 0.500										0	0	0	0	1	0	0
9 J.P. Arencibia, R (1, 2) OBP: 0.273, SLG: 0.174		G5-4-3 1-2f			16 S HBP		K		SH1-4 1-2 2-3	1	0	0	0	0	0	1
14 Ryan Budde, R (7, 2) OBP: 0.100, SLG: 0.053										1	0	0	0	0	1	0

Inning Stats									
	R: 0 H: 0 E: 0 LOB: 0 K: 1 BB: 0 S: 5 P: 5	R: 0 H: 0 E: 0 LOB: 0 K: 1 BB: 0 S: 5 P: 5	R: 0 H: 1 E: 0 LOB: 0 K: 1 BB: 0 S: 5 P: 5	R: 2 H: 3 E: 1 LOB: 2 K: 0 BB: 0 S: 10 P: 12	R: 0 H: 1 E: 0 LOB: 2 K: 1 BB: 0 S: 7 P: 8	R: 0 H: 1 E: 0 LOB: 1 K: 0 BB: 0 S: 4 P: 4	R: 0 H: 0 E: 0 LOB: 0 K: 2 BB: 0 S: 7 P: 7	R: 1 H: 1 E: 1 LOB: 1 K: 1 BB: 0 S: 7 P: 7	R: 0 H: 1 E: 0 LOB: 2 K: 1 BB: 1 S: 8 P: 12

	AB	35
	R	3
	H	8
	RBI	2
	BB	1
	SO	8
	LOB	16

	1B: 5	SF: 0	WP: 1	PA: 38
	2B: 1	SAC: 1	PB: 0	
	3B: 1	DP: 1	SB: 3	
	HR: 1	HBP: 1	CS: 0	

livebaseballscorecards.com

PITCHER		IP	WLS	BF	H	R	ER	SO	BB	IBB	HBP	BLK	WP	HR	S	P	ERA	WHIP
49 Jair Jurrjens, R ERA: 3.43	(1, 1)	1.0		3	0	0	0	1	0	0	0	0	0	0	5	5	0.00	0.000
58 Peter Moylan, R ERA: 2.08	(2, 1)	2.0		6	1	0	0	2	0	0	0	0	0	0	10	10	0.00	0.500
43 Scott Proctor, R ERA: 5.06	(4, 1)	1.0		7	3	2	1	0	0	0	0	0	1	1	10	12	9.00	3.000
Juan Abreu, R ERA: 0.79	(5, 1)	1.0	W	5	1	0	0	1	0	0	1	0	0	0	7	8	0.00	1.000
Jairo Asencio, R ERA: 0.69	(6, 1)	1.0	H	4	1	0	0	0	0	0	0	0	0	0	4	4	0.00	1.000

PITCHER		IP	WLS	BF	H	R	ER	SO	BB	IBB	HBP	BLK	WP	HR	S	P	ERA	WHIP
93 Todd Redmond, R ERA: 2.25	(7, 1)	3.0	S	13	2	1	1	4	1	0	0	0	0	0	22	26	3.00	1.000

Batter	1	2	3	4	5	6	7	8	9	AB	R	H	RBI	BB	SO	LOB
16 Corey Patterson, L (1, 7) OBP: 0.235, SLG: 0.300	0-0 18 1B 28 1B 2B	0-0 P5			0-0 18 SF9 18 S 62 FC3 1-2 1B	0-0 G4-3		1-0 62 3B HBP		4	2	2	0	0	0	1
Ricardo Nanita, L (8, PR)										0	1	0	0	0	0	0
(8, 7)																
18 Mike McCoy, R (1, 4) OBP: 0.367, SLG: 0.452	0-0 62 G5-3 28 1B 2-3 1B		0-0 62 K 1B		1-0 SF9 1-3 2-H		1-0 10 E 62 BB 28 FC4-6 HBP	0-0 F8		2	1	2	1	0	0	0
Chris Woodward, R (7, PR) OBP: 0.500, SLG: 0.500										1	1	0	0	0	0	1
(7, 4)																
62 Eric Thames, L (1, 10) OBP: 0.333, SLG: 0.453	0-0 G5-3 1-2		1 SAFE C S S 0-3 K 1-2		0-0 FC3 28 S 3-H		4-0 28 FC4-6 10 E 9 HR 1-2 BB	0-0 1-H 3B		4	1	1	2	1	1	3
10 Edwin Encarnación, R (1, 5) OBP: 0.271, SLG: 0.518	C S S 0-3 K		0-0 1B		0-0 P3		0-0 FC6 28 FC4-6 1-2 2-3	S C S 0-3 K		5	0	1	0	0	2	7
28 David Cooper, L (1, 3) OBP: 0.348, SLG: 0.463	0-0 2-H 3-H 1B		0-0 P6		C S C 0-3 K 2-3		0-0 FC4-6 9 HR 1-2f 2-3 3-H	0-0 G5-3		5	1	1	3	0	1	6
9 J.P. Arencibia, R (1, 2) OBP: 0.305, SLG: 0.300	0-0 P4			0-0 G3-6-3 1B	0-0 HR 2B	B C B C X 2-2 1-H 3-H HR	C S S 0-3 K			4	2	3	3	0	0	1
14 Ryan Budde, R (8, 2) OBP: 0.095, SLG: 0.050										1	0	0	0	0	1	0
Adam Loewen, L (1, 9) OBP: 0.467, SLG: 0.786	0-0 2B		0-0 1-2f G3-6-3 1-2		B C F X 1-2 2-H HR	0-0 G6-3	S C C 0-3 K			4	1	2	2	0	0	2
Jason Lane, R (9, PH) OBP: 0.375, SLG: 0.500										1	0	0	0	0	1	0
(9, 9)																
68 Jonathan Diaz, R (1, 6) OBP: 0.255, SLG: 0.304	S C C 0-3 K		0-0 G5-3		0-0 G6-3		0-0 2B		0-0 2B	5	0	2	0	0	1	1
43 Anthony Gose, L (1, 8) OBP: 0.333, SLG: 0.387	0-0 G1-3				0-0 18 S 16 1B 18 SF9 1B	C S C 0-3 K	0-0 G6-3		0-0 G4-3	5	1	1	0	0	1	4

Inning Stats	1	2	3	4	5	6	7	8	9
	R: 2 E: 0 K: 1 S: 8	R: 0 E: 0 K: 1 S: 6	R: 0 E: 0 K: 1 S: 6	R: 0 E: 0 K: 0 S: 3	R: 2 E: 1 K: 1 S: 8	R: 2 E: 0 K: 1 S: 9	R: 4 E: 1 K: 0 S: 8	R: 1 E: 0 K: 1 S: 6	R: 0 E: 0 K: 2 S: 8
	H: 3 LOB: 1 BB: 0 P: 8	H: 1 LOB: 1 BB: 0 P: 6	H: 2 LOB: 1 BB: 0 P: 6	H: 1 LOB: 0 BB: 0 P: 3	H: 2 LOB: 1 BB: 0 P: 9	H: 2 LOB: 0 BB: 0 P: 10	H: 2 LOB: 2 BB: 1 P: 15	H: 1 LOB: 2 BB: 0 P: 7	H: 1 LOB: 1 BB: 0 P: 8

	1B	SF:	WP:	PA:
	2B: 5	SAC: 0	PB: 0	
	3B: 1	DP: 1	SB: 3	
	HR: 2	HBP: 2	CS: 0	

PITCHER		IP	WLS	BF	H	R	ER	SO	BB	IBB	HBP	BLK	WP	HR	S	P	ERA	WHIP
19 Josh Beckett, R ERA: 6.64	(1, 1)	6.0	L	29	11	7	7	5	0	0	1	0	0	1	40	43	10.50	1.833
44 Dennys Reyes, L ERA: 3.0	(7, 1)	1.0		7	2	3	2	0	1	0	0	0	0	1	8	14	18.00	3.000
51 Daniel Bard, R ERA: 6.75	(8, 1)	1.0		5	1	1	1	1	0	0	1	0	0	0	6	7	9.00	1.000
58 Jonathan Papelbon, R ERA: 10.5	(9, 1)	1.0		4	1	0	0	2	0	0	0	0	0	0	8	8	0.00	1.000

PITCHER	IP	WLS	BF	H	R	ER	SO	BB	IBB	HBP	BLK	WP	HR	S	P	ERA	WHIP

TOP

Toronto Blue Jays @ Boston Red Sox

City of Palms Park, Ft. Myers, FL

Fri Mar 25 2011, 7:07 PM - 10:36 PM EDT

Att. 8,033 - Clear - 81 F

livebaseballscorecards.com

AB	41
R	11
H	15
RBI	11
BB	1
SO	8
LOB	26

Batter	1	2	3	4	5	6	7	8	9	AB	R	H	RBI	BB	SO	LOB
2 Jacoby Ellsbury, L (1, 8) OBP: 0.415, SLG: 0.620	CI 13 G6-3 15 G4-3	2-3 3-H 1B		F7 ②		K 1-3 ① 1-2		E9 80 3B 2-3	G4-3 ③	3	0	1	1	0	1	3
54 Darnell McDonald, R (7, 8) OBP: 0.283, SLG: 0.442										2	1	0	0	0	0	3
15 Dustin Pedroia, R (1, 4) OBP: 0.377, SLG: 0.500	G4-3 ① 1-2	G1-3 ③		2-3 3-H 1B		13 1B 28 1B BB 4-0		G1-3 ① 2-3		3	0	1	1	1	0	3
Oscar Tejeda, R (6, PR) OBP: 0.407, SLG: 0.640 (7, 4)										1	1	0	0	0	0	2
13 Carl Crawford, L (1, 7) OBP: 0.298, SLG: 0.256	G6-3 ② 2-3		20 1B 1B	P5 ③		28 1B 1B 1-2 2-H		70 G6-3 3B 2-H 3-H		4	0	2	0	0	0	3
80 Nate Spears, L (6, PR) OBP: 0.377, SLG: 0.415 (7, 7) (9, 6)										1	1	1	2	0	0	0
28 Adrián González, L (1, 3) OBP: 0.286, SLG: 0.278	F7 ③		F9 ①		34 2B 2B	1-2 2-H 1B		G6-3 ② 3-H		4	1	2	1	0	0	2
70 Drew Sutton, S (6, PR) OBP: 0.404, SLG: 0.580 (7, 3)										1	0	0	1	0	0	1
20 Kevin Youkilis, R (1, 5) OBP: 0.275, SLG: 0.255		L7 ①	34 G4-6-3 1-3 1B		K S C S 0-3 ①	K C C C 0-3 ③		G4-3 ③		4	0	1	0	0	2	3
65 Will Middlebrooks, R (7, 5) OBP: 0.200, SLG: 0.214										1	0	0	0	0	0	1
34 David Ortiz, L (1, 10) OBP: 0.315, SLG: 0.380		7 1B 33 2B 1B	G4-6-3 ② ③ 1-2f		2-H 2B		K C S S 0-3 ①		62 FC5-4 95 1B BB 4-0	3	1	2	1	0	0	2
12 Jed Lowrie, S (7, PH) OBP: 0.340, SLG: 0.357 (8, 10)										1	0	0	0	1	1	0
7 J.D. Drew, L (1, 9) OBP: 0.349, SLG: 0.342	33 2B 2 1B 1-2 1B		10 WP 33 1B 15 1B 1B	P6 ②			K C C C 0-3 ②	62 FC5-4 1-2 1B		4	2	2	0	0	1	1
95 Bryce Brentz, R (8, 9) OBP: 1.000, SLG: 1.000										1	0	1	0	0	0	0
33 Jason Varitek, S (1, 2) OBP: 0.290, SLG: 0.333	2 1B 1-3 2-H 2B		15 1B 10 WP 1-2 1B	G5-3 ③			K S S 0-3 ③	FC5-4 ① ② 95 1B 1-2 2-3		4	0	2	1	0	1	1
62 Paul Hoover, R (8, 2) OBP: 0.176, SLG: 0.200										1	0	0	0	0	0	2
10 Marco Scutaro, R (1, 6) OBP: 0.391, SLG: 0.436	C S S 0-3 ② K		B C S S 1-3 ① K 1-2 2-3			2 WP 13 1B BB 4-0 B B B B		54 E 80 3B 2B 0-0	1-2 1B 0-0	3	0	1	0	1	2	4
95 Mitchell Dening, L (8, PR) OBP: 0.333, SLG: 0.333 (9, 7)										1	1	1	0	0	0	0
Inning Stats	R: 0 E: 1 K: 0 S: 4 H: 0 LOB: 1 BB: 0 P: 4	R: 2 E: 0 K: 1 S: 9 H: 4 LOB: 2 BB: 0 P: 9	R: 0 E: 0 K: 0 S: 4 H: 2 LOB: 1 BB: 0 P: 4	R: 1 E: 0 K: 1 S: 8 H: 3 LOB: 2 BB: 0 P: 9	R: 1 E: 0 K: 1 S: 7 H: 2 LOB: 1 BB: 0 P: 7	R: 1 E: 0 K: 2 S: 8 H: 2 LOB: 2 BB: 2 P: 17	R: 0 E: 0 K: 3 S: 9 H: 0 LOB: 0 BB: 0 P: 9	R: 3 E: 1 K: 0 S: 6 H: 2 LOB: 1 BB: 0 P: 6	R: 0 E: 0 K: 0 S: 4 H: 2 LOB: 2 BB: 1 P: 8	1B: 12 2B: 4 3B: 1 HR: 0	SF: 0 SAC: 0 DP: 2 HBP: 0						

PITCHER	IP	WLS	BF	H	R	ER	SO	BB	IBB	HBP	BLK	WP	HR	S	P	ERA	WHIP
51 Jesse Litsch, R (1, 1) ERA: 4.09	4.2		25	11	4	4	3	0	0	0	0	1	0	31	32	7.71	2.357
25 David Purcey, L (5, 1) ERA: 4.66	1.0	W	6	2	1	1	1	2	0	0	0	1	0	6	15	9.00	4.000
33 Carlos Villanueva, R (6, 1) ERA: 0.75	1.1	H	4	0	0	0	4	0	0	0	0	0	0	12	12	0.00	0.000
75 Rommie Lewis, L (8, 1) ERA: 2.35	1.0		6	2	3	1	0	0	0	0	0	0	0	6	6	9.00	2.000
64 Vince Perkins, R (9, 1) ERA:	1.0	S	5	2	0	0	0	1	0	0	0	0	0	4	8	0.00	3.000

PITCHER	IP	WLS	BF	H	R	ER	SO	BB	IBB	HBP	BLK	WP	HR	S	P	ERA	WHIP

BOTTOM

Toronto Blue Jays @ Boston Red Sox

City of Palms Park, Ft. Myers, FL

Fri Mar 25 2011, 7:07 PM - 10:36 PM EDT

Att. 8,033 - Clear - 81 F

livebaseballscorecards.com

AB	42
R	8
H	17
RBI	8
BB	3
SO	8
LOB	31

Toronto Blue Jays @ Philadelphia Phillies

Bright House Field, Clearwater, FL

Sat Mar 26 2011, 1:08 PM - 3:59 PM EDT

Att. 9,324 - Cloudy - 83 F

TOP

livebaseballscorecards.com

Batter	1	2	3	4	5	6	7	8	9	AB	R	H	RBI	BB	SO	LOB
11 Rajai Davis, R (1, 8) OBP: 0.368, SLG: 0.706 Danny Perales, L (7, PR) OBP: 0.500, SLG: 0.500 (7, 8) (9, 9)	F7		F8		BBBSX 3-1 HR		E4 5 1B 5 WP		L6	4 1	1 0	1 0	1 0	0 0	0 0	1 0
5 Yunel Escobar, R (1, 6) OBP: 0.458, SLG: 0.481 68 Jonathan Diaz, R (7, PR) OBP: 0.250, SLG: 0.298 (7, 6)	19 2B 2B		G1-4-3 2-3		E7 1B		1-3 1B		K	4 1	1 0	3 0	0 0	0 0	0 1	1 0
26 Adam Lind, L (1, 3) OBP: 0.396, SLG: 0.521 28 David Cooper, L (7, 3) OBP: 0.362, SLG: 0.476 Ivan Contreras, S (9, PR) (9, 4)	G6-3		19 2B 3-H 2B		P2		F8		BB 1B	4 1 0	1 0 1	1 0 0	1 0 0	0 0 0	0 0 0	4 0 0
19 José Bautista, R (1, 5) OBP: 0.429, SLG: 0.771 Craig Stansberry, R (8, PR) OBP: 0.500, SLG: 1.000 (8, 5)	2-H 2B		2-H 2B		F8			2 1B 45 1B 2B	1B 1-2 BB	4 0	0 1	3 0	2 0	0 1	0 0	1 0
2 Aaron Hill, R (1, 4) OBP: 0.250, SLG: 0.364 Callix Crabbe, S (8, PR) OBP: 1.000, SLG: 1.000 (8, 4) (9, 8)	SSS K		L7			G5-3		45 1B 20 SF8 2-3 1B	1-3 2-H 1B	4 1	0 1	1 1	0 1	0 0	1 0	2 0
45 Travis Snider, L (1, 7) OBP: 0.375, SLG: 0.478 Adam Calderone, L (8, PR) (8, 7)		P2		G1-3		G3-1		1-3 3-H 1B	SSS K	4 1	0 0	1 0	1 0	0 0	0 1	0 2
20 Juan Rivera, R (1, 9) OBP: 0.392, SLG: 0.553 Adam Loewen, L (8, 9) OBP: 0.467, SLG: 0.786 (9, 3)		F8		L6		F8		SF8 3-H		3 0	0 0	0 0	1 0	0 0	0 0	0 0
62 Eric Thames, L (1, 10) OBP: 0.313, SLG: 0.421		F8		SSS K			SSC K	SSC K		4	0	0	0	0	3	2
8 José Molina, R (1, 2) OBP: 0.385, SLG: 0.522 14 Ryan Budde, R (7, 2) OBP: 0.091, SLG: 0.048			5 G1-4-3 26 2B 2B		G6-3		SSS K	P2		3 1	1 0	1 0	0 0	0 0	1 0	0 2
Inning Stats	R: 1 E: 0 K: 1 S: 7 H: 2 LOB: 1 BB: 0 P: 7	R: 0 E: 0 K: 0 S: 3 H: 0 LOB: 0 BB: 0 P: 3	R: 2 E: 0 K: 0 S: 6 H: 3 LOB: 1 BB: 0 P: 6	R: 0 E: 0 K: 1 S: 5 H: 0 LOB: 0 BB: 0 P: 5	R: 1 E: 1 K: 0 S: 6 H: 2 LOB: 1 BB: 0 P: 9	R: 0 E: 0 K: 0 S: 3 H: 0 LOB: 0 BB: 0 P: 3	R: 0 E: 1 K: 2 S: 9 H: 1 LOB: 2 BB: 0 P: 10	R: 2 E: 0 K: 1 S: 8 H: 3 LOB: 2 BB: 0 P: 8	R: 1 E: 0 K: 2 S: 9 H: 2 LOB: 2 BB: 1 P: 13	1B: 6 2B: 6 3B: 0 HR: 1	SF: 1 SAC: 0 DP: 0 HBP: 0						

	AB	40
	R	7
	H	13
	RBI	7
	BB	1
	SO	7
	LOB	15

WP: 1 PB: 0 SB: 0 CS: 0 PA: 42

PITCHER		IP	WLS	BF	H	R	ER	SO	BB	IBB	HBP	BLK	WP	HR	S	P	ERA	WHIP
38 Kyle Kendrick, R ERA: 4.67	(1, 1)	4.1		18	5	3	3	2	0	0	0	0	0	0	22	22	6.23	1.154
46 Ryan Madson, R ERA: 3.27	(5, 1)	0.2		4	2	1	1	0	0	0	0	0	0	1	5	8	13.50	3.000
84 Juan Pablo Perez, L ERA: 1.42	(6, 1)	1.0		3	0	0	0	0	0	0	0	0	0	0	3	3	0.00	0.000
68 Michael Stutes, R ERA: 0.9	(7, 1)	1.0		5	1	0	0	2	0	0	0	0	1	0	9	10	0.00	1.000
93 Jason Grilli, R ERA: 4.5	(8, 1)	1.0		6	3	2	2	1	0	0	0	0	0	0	8	8	18.00	3.000

PITCHER		IP	WLS	BF	H	R	ER	SO	BB	IBB	HBP	BLK	WP	HR	S	P	ERA	WHIP
Chance Chapman, R ERA: 9.0	(9, 1)	1.0	L	6	2	1	1	2	1	0	0	0	0	0	9	13	9.00	3.000

Batter	1	2	3	4	5	6	7	8	9	AB	R	H	RBI	BB	SO	LOB
8 Shane Victorino, S (1, 8) OBP: 0.348, SLG: 0.508	SSC 0-3 ① K		x 0-0 ②③ F9-2 3-H			x 0-0 ① F8		x 0-0 E4 11 BB | 3 1B 1B	x 0-0 ① G6-3	4	1	0	0	0	1	1
Chance Chapman, S (9, 1)										0	0	0	0	0	0	0
28 Tim Kennelly, R (9, PH) OBP: 0.500, SLG: 1.000										1	0	0	0	0	0	0
3 Luis Castillo, S (1, 4) OBP: 0.354, SLG: 0.262	x 0-0 1B			x 0-0 ① G4-3		BBBB 4-0 6 1B 10 2B BB		x 0-0 1-2 11 BB 1B 1B	x 0-0 ② L5	4	2	2	0	1	0	0
11 Jimmy Rollins, S (1, 6) OBP: 0.299, SLG: 0.366	x 0-0 ② F8			x 0-0 ② G3-1		x 0-0 ② F7		BBBB 4-0 10 1B 51 BB 1B 1-2 2-3 BB	x 0-0 ③ G3	3	1	0	0	1	0	2
Edgar Duran, S (9, 6)										1	0	0	0	0	0	0
6 Ryan Howard, L (1, 3) OBP: 0.324, SLG: 0.581	x 0-0 ③ F8			x 0-0 ③ G5-3		x 0-0 10 2B 1-2 1B		x 0-0 51 BB 10 1B 1-2 2-H 3-H 1B		3	0	1	0	0	0	1
68 Michael Stutes, R (7, 1)										0	0	0	0	0	0	0
Travis Mattair, R (8, 5) OBP: 1.000, SLG: 1.000										1	0	1	2	0	0	0
10 Ben Francisco, R (1, 9) OBP: 0.464, SLG: 0.627		x 0-0 ① G5-3			x 0-0 ① F8	x 0-0 1-3 2-H 2B		x 0-0 51 BB 1-2 2-3 1B		4	0	2	1	0	0	0
24 Delwyn Young, S (1, 7) OBP: 0.328, SLG: 0.368		x 0-0 ② P5			x 0-0 E5 51 HR	x 0-0 ③ P5		x 0-0 ① P2		4	1	0	0	0	0	5
61 Josh Barfield, R (1, 5) OBP: 0.302, SLG: 0.375		x 0-0 ③ G5-3			x 0-0 ② P2		x 0-0 ① SSC P5	0-3 ② K		3	0	0	0	0	0	1
93 Jason Grilli, R (8, 1)										0	0	0	0	0	0	0
95 Chris Frey, L (8, PH)										1	0	0	0	0	1	3
(9, 8)																
51 Carlos Ruiz, R (1, 2) OBP: 0.326, SLG: 0.333			BBBBB 4-0 38 38 BLK SH3-5-4 8 F9-2 BB		BBBSSX 2-2 2-H HR		SSS 0-3 ② K	BBBB 4-0 1-2 2-3 3-H BB		2	1	1	3	2	1	0
38 Kyle Kendrick, R (1, 1)			x 0-0 ① SH3-5-4 1-3		x 0-0 ③ G6-3		x 0-0 ③ G5-3	x 0-0 ③ F7		0	0	0	0	0	0	0
46 Ryan Madson, L (5, 1)										0	0	0	0	0	0	0
28 Kyle Lafrenz, R (5, PH)										1	0	0	0	0	0	0
84 Juan Pablo Perez, R (6, 1)										0	0	0	0	0	0	0
98 Darin Ruf, R (7, 3)										2	0	0	0	0	0	3
Inning Stats	R: 0 E: 0 K: 1 S: 6 H: 1 LOB: 1 BB: 0 P: 6	R: 0 E: 0 K: 0 S: 3 H: 0 LOB: 0 BB: 0 P: 3	R: 0 E: 0 K: 0 S: 2 H: 0 LOB: 0 BB: 1 P: 6	R: 0 E: 0 K: 0 S: 3 H: 0 LOB: 0 BB: 0 P: 3	R: 2 E: 1 K: 0 S: 7 H: 1 LOB: 0 BB: 0 P: 9	R: 1 E: 0 K: 0 S: 5 H: 2 LOB: 2 BB: 1 P: 9	R: 0 E: 0 K: 1 S: 5 H: 0 LOB: 0 BB: 0 P: 5	R: 3 E: 1 K: 1 S: 9 H: 3 LOB: 3 BB: 2 P: 17	R: 0 E: 0 K: 0 S: 3 H: 0 LOB: 0 BB: 0 P: 3	1B: 5 2B: 2 3B: 0 HR: 1 SF: 0 SAC: 1 DP: 1 HBP: 0							

PITCHER		IP	WLS	BF	H	R	ER	SO	BB	IBB	HBP	BLK	WP	HR	S	P	ERA	WHIP
Drew Hutchison, R (1, 1) ERA:		4.2		17	2	2	0	1	1	0	0	1	0	1	20	26	0.00	0.643
Sean Henn, L (5, 1) ERA: 3.86		0.1		1	0	0	0	0	0	0	0	0	0	0	1	1	0.00	0.000
32 Chad Cordero, R (6, 1) ERA: 9.0		1.0	H	6	2	1	1	0	1	0	0	0	0	0	5	9	9.00	3.000
44 Casey Janssen, R (7, 1) ERA: 1.93		1.0	H	7	2	3	1	1	1	0	0	0	0	0	8	12	9.00	3.000
60 Jon Rauch, R (8, 1) ERA:		1.0	W	5	1	0	0	1	1	0	0	0	0	0	6	10	0.00	2.000

PITCHER		IP	WLS	BF	H	R	ER	SO	BB	IBB	HBP	BLK	WP	HR	S	P	ERA	WHIP
46 Winston Abreu, R (9, 1) ERA: 5.4		1.0	S	3	0	0	0	0	0	0	0	0	0	0	3	3	0.00	0.000

BOTTOM

Toronto Blue Jays @ Philadelphia Phillies

Bright House Field, Clearwater, FL

Sat Mar 26 2011, 1:08 PM - 3:59 PM EDT

Att. 9,324 - Cloudy - 83 F

livebaseballscorecards.com

AB	34
R	6
H	7
RBI	6
BB	4
SO	3
LOB	16

1B: 5	SF: 0	WP: 0	PA: 39
2B: 2	SAC: 1	PB: 0	
3B: 0	DP: 1	SB: 0	
HR: 1	HBP: 0	CS: 0	

Baltimore Orioles @ Toronto Blue Jays

Florida Auto Exchange Stadium, Dunedin, FL

Sun Mar 27 2011, 1:19 PM - 4:04 PM EDT

Att. 3,838 - Sunny - 83 F

TOP

livebaseballscorecards.com

Batter	1	2	3	4	5	6	7	8	9	AB	R	H	RBI	BB	SO	LOB
11 Robert Andino, R (1, 7) OBP: 0.316, SLG: 0.481 94 Ronnie Welty, R (9, PH)	0-0 1B		0-0 39 S 39 1B		0-0 E6 74 G4-6-3		0-3 K2-3 ①		0-3 K ③	4 1	1 0	2 0	0 0	0 0	1 1	0 0
39 Randy Winn, S (1, 10) OBP: 0.333, SLG: 0.389 74 Tyler Henson, R (5, PH) (5, 10)	0-3 K ①		1-0 1-H 1B		0-0 G4-6-3 ② ③ 1-2f		0-0 F8 ②			2 2	0 0	1 0	1 0	0 0	1 0	1 1
Nolan Reimold, R (1, 9) OBP: 0.448, SLG: 0.537	0-3 K ②		0-3 K ②			0-0 9 S 28 1B 1B	4-0 BB			3	1	1	0	1	2	2
9 Jake Fox, R (1, 3) OBP: 0.310, SLG: 0.786	0-0 F7 ③		0-0 L5 ③			0-3 K ① 1-2	0-3 K ③			4	0	0	0	0	2	4
28 Brendan Harris, R (1, 5) OBP: 0.281, SLG: 0.327		0-0 G5-3 ①		0-3 K ①		0-0 18 2B 2-H 1B		0-0 P4 ①		4	1	1	1	0	1	0
18 Felix Pie, L (1, 8) OBP: 0.274, SLG: 0.390 Steve Bumbry, L (8, 8) OBP: 0.500, SLG: 0.500		0-0 G4-3 ②		0-0 1B		0-0 6 HR 1-H 2B		0-3 K ②		4 0	1 0	2 0	1 0	0 0	1 0	0 0
6 Nick Green, R (1, 4) OBP: 0.244, SLG: 0.306		1-0 15 FC6-4 HBP		0-3 K ②		1-0 2-H HR		0-3 K ③		3	1	1	2	0	2	1
15 Craig Tatum, R (1, 2) OBP: 0.256, SLG: 0.243 71 Michel Hernandez, R (6, 2) OBP: 0.500, SLG: 0.500		0-0 FC6-4 ③ 1-2f		0-0 G5-3 ③		0-3 K ②			0-0 P6 ①	3 1	0 0	0 0	0 0	0 0	1 0	2 0
3 Cesar Izturis, S (1, 6) OBP: 0.205, SLG: 0.114			0-0 P4 ①		0-0 G3 ①	0-3 K ③			0-0 G4-3 ②	4	0	0	0	0	1	0
Inning Stats	R: 0 E: 0 K: 2 S: 8 H: 1 LOB: 1 BB: 0 P: 8	R: 0 E: 0 K: 0 S: 3 H: 0 LOB: 1 BB: 0 P: 4	R: 1 E: 0 K: 1 S: 7 H: 2 LOB: 1 BB: 0 P: 8	R: 0 E: 0 K: 2 S: 8 H: 1 LOB: 1 BB: 0 P: 8	R: 0 E: 1 K: 0 S: 3 H: 0 LOB: 0 BB: 0 P: 3	R: 4 E: 0 K: 3 S: 13 H: 4 LOB: 0 BB: 0 P: 14	R: 0 E: 0 K: 2 S: 7 H: 0 LOB: 1 BB: 1 P: 11	R: 0 E: 0 K: 2 S: 7 H: 0 LOB: 0 BB: 0 P: 7	R: 0 E: 0 K: 1 S: 5 H: 0 LOB: 0 BB: 0 P: 5	1B: 6 2B: 1 3B: 0 HR: 1	SF: 0 SAC: 0 DP: 1 HBP: 1						

	AB	35
	R	5
	H	8
	RBI	5
	BB	1
	SO	13
	LOB	11

WP: 0 PB: 0 SB: 2 CS: 0 PA: 37

PITCHER		IP	WLS	BF	H	R	ER	SO	BB	IBB	HBP	BLK	WP	HR	S	P	ERA	WHIP
24 Ricky Romero, L ERA: 7.91	(1, 1)	5.1		25	8	5	5	6	0	0	1	0	0	1	36	39	8.44	1.500
57 Shawn Camp, R ERA: 1.59	(6, 1)	0.2		2	0	0	0	2	0	0	0	0	0	0	6	6	0.00	0.000
34 Marc Rzepczynski, L ERA: 3.77	(7, 1)	1.0	W	4	0	0	0	2	1	0	0	0	0	0	7	11	0.00	1.000
54 Jason Frasor, R ERA: 1.8	(8, 1)	1.0		3	0	0	0	2	0	0	0	0	0	0	7	7	0.00	0.000
49 Mike Hinckley, L ERA: 3.38	(9, 1)	1.0		3	0	0	0	1	0	0	0	0	0	0	5	5	0.00	0.000

PITCHER	IP	WLS	BF	H	R	ER	SO	BB	IBB	HBP	BLK	WP	HR	S	P	ERA	WHIP

Baltimore Orioles @ Toronto Blue Jays

Florida Auto Exchange Stadium, Dunedin, FL

Sun Mar 27 2011, 1:19 PM - 4:04 PM EDT

Att. 3,838 - Sunny - 83 F

livebaseballscorecards.com

BOTTOM

Batter	1	2	3	4	5	6	7	8	9	AB	R	H	RBI	BB	SO	LOB
11 Rajai Davis, R (1, 8) OBP: 0.419, SLG: 0.804 18 Mike McCoy, R (7, PR) OBP: 0.367, SLG: 0.452 (8, 8)	5 S 19 G5-4-3 2B		5 HR 2B	19 1B 1B		5 G5-3 3B	1-2 5 2B 1B			5 0	3 1	5 0	0 0	0 0	0 0	0 0
5 Yunel Escobar, R (1, 6) OBP: 0.469, SLG: 0.552 68 Jonathan Diaz, R (7, PR) OBP: 0.250, SLG: 0.298 (8, 6)	BBBB 19 G5-4-3 2-3 BB		2-H HR	F9		G5-3 3-H	1-H 2-H 2B			4 0	1 0	2 0	5 0	1 0	0 0	1 0
19 José Bautista, R (1, 5) OBP: 0.426, SLG: 0.736 Manny Mayorson, R (8, 5)	G5-4-3 1-2f 3-H		G5-3	1-2 1B		1B	CSS K			5 0	0 0	2 0	0 0	0 0	1 0	3 0
26 Adam Lind, L (1, 3) OBP: 0.404, SLG: 0.519 28 David Cooper, L (8, 3) OBP: 0.375, SLG: 0.488	1B		2 2B 1B	P4		G5-3		1B 1B		4 1	0 0	2 1	0 0	0 0	0 0	2 0
2 Aaron Hill, R (1, 4) OBP: 0.375, SLG: 0.533 Chris Woodward, R (7, PR) OBP: 0.667, SLG: 0.667 (8, 4)	F9		1-3 2B		45 F8 20 1B 1B		45 FC3-6 20 1B 10 S 1B	1-2 1B		4 1	0 1	3 1	0 0	0 0	0 0	1 0
20 Juan Rivera, R (1, 9) OBP: 0.400, SLG: 0.549 Adam Loewen, L (7, PR) OBP: 0.438, SLG: 0.733 (8, 9)		CSS K	G5-3		1-2 45 F8 1B		45 FC3-6 1-2 1B	F7		4 1	0 0	2 0	0 0	0 0	1 0	2 2
45 Travis Snider, L (1, 7) OBP: 0.385, SLG: 0.469 62 Eric Thames, L (7, PR) OBP: 0.309, SLG: 0.414 (8, 7)		10 1B 9 WP 1B	H HBP	F8 1-2 2-3			FC3-6 10 S 1-2f 2-3 9 SF9	F7		3 1	1 1	1 0	0 0	0 0	0 0	4 2
10 Edwin Encarnación, R (1, 10) OBP: 0.286, SLG: 0.508 14 Ryan Budde, R (8, PH) OBP: 0.087, SLG: 0.045 (9, 10)		1-3 1B	G4-3	SSS K			BBBB 11 1B 1-3 5 2B 3-H BB	P6		3 1	1 0	1 0	0 0	1 0	1 0	5 2
9 J.P. Arencibia, R (1, 2) OBP: 0.286, SLG: 0.283		B F7 3-H		L7	SSC K		SF9 3-H			3	0	0	1	0	1	2
Inning Stats	R: 1 H: 2 E: 0 LOB: 1 K: 0 BB: 1 S: 4 P: 8	R: 1 H: 2 E: 0 LOB: 0 K: 1 BB: 0 S: 6 P: 7	R: 2 H: 4 E: 0 LOB: 3 K: 0 BB: 0 S: 7 P: 9	R: 0 H: 2 E: 0 LOB: 2 K: 0 BB: 0 S: 5 P: 5	R: 0 H: 2 E: 0 LOB: 2 K: 2 BB: 0 S: 9 P: 9	R: 1 H: 2 E: 0 LOB: 0 K: 0 BB: 0 S: 4 P: 4	R: 4 H: 4 E: 0 LOB: 2 K: 1 BB: 1 S: 9 P: 13	R: 0 H: 2 E: 0 LOB: 2 K: 0 BB: 0 S: 5 P: 5		1B: 14 SF: 1 2B: 4 SAC: 0 3B: 1 DP: 1 HR: 1 HBP: 1						

	AB	40
	R	9
	H	20
	RBI	6
	BB	2
	SO	4
	LOB	26

WP: 1 PA: 44
PB: 0
SB: 4
CS: 0

PITCHER		IP	WLS	BF	H	R	ER	SO	BB	IBB	HBP	BLK	WP	HR	S	P	ERA	WHIP
46 Jeremy Guthrie, R ERA: 6.43	(1, 1)	5.0		27	12	4	4	3	1	0	1	0	1	1	31	38	7.20	2.600
Pat Egan, R ERA: 3.68	(6, 1)	1.0	L	6	4	3	3	0	0	0	0	0	0	0	6	6	27.00	4.000
57 Clay Rapada, L ERA: 5.79	(7, 1)	0.2		3	0	0	0	0	1	0	0	0	0	0	2	6	0.00	1.500
31 Mark Hendrickson, L ERA: 3.86	(7, 1)	1.1		8	4	2	2	1	0	0	0	0	0	0	10	10	13.50	3.000

PITCHER	IP	WLS	BF	H	R	ER	SO	BB	IBB	HBP	BLK	WP	HR	S	P	ERA	WHIP

Batter	1	2	3	4	5	6	7	8	9	AB	R	H	RBI	BB	SO	LOB
23 Mike Cameron, R (1, 10) OBP: 0.319, SLG: 0.341	S S S 0-3 ① K		X 0-0 15 G6-4-3 1B 3-H			X 0-0 F7		X 0-0 F9		4	0	1	1	0	1	0
15 Dustin Pedroia, R (1, 4) 95 Tony Thomas, R (6, 4)	X 0-0 2B		X 0-0 ①② G6-4-3 1-2f 2-3			X 0-0 ② P3		X 0-0 ② L8		3 1	0 0	1 0	0 0	0 0	0 0	2 0
28 Adrián González, L (1, 3) OBP: 0.333, SLG: 0.458 96 Michael Almanzar, R (6, PR) OBP: 0.600, SLG: 0.500 (6, 3) (7, 5)	S S S 0-3 ② K		X 0-0 ③ G4-3			X 0-0 1B		X 0-0 1B		3 1	0 0	1 1	0 0	0 0	1 0	2 0
12 Jed Lowrie, S (1, 6) OBP: 0.321, SLG: 0.333 95 Mitchell Dening, L (6, 7) OBP: 0.250, SLG: 0.250	X 0-0 ③ F8			X 0-0 ① G4-3		S S S 0-3 ③ K		X 0-0 ③ G4-3		3 1	0 0	0 0	0 0	0 0	1 0	2 1
80 Nate Spears, L (1, 7) OBP: 0.386, SLG: 0.410 (6, 6)		X 0-0 70 A4 B8 1B		C C C 0-3 ② K			X 0-0 70 S 95 HR 1B			3	1	2	0	0	1	0
70 Drew Sutton, S (1, 5) OBP: 0.379, SLG: 0.559 Reynaldo Rodriguez, R (7, 3)		S 1 S C SAFE 0-3 ①② K 1-2		X 0-0 ③ G6-3			S S S 0-3 ① K 1-2			3 0	0 0	0 0	0 0	0 0	2 0	2 0
95 Jeremy Hazelbaker, L (1, 9) OBP: 0.375, SLG: 0.667		C C C 0-3 ③ K			X 0-0 ① G3-1		X 0-0 2-H HR			3	1	1	2	0	1	0
67 Peter Hissey, L (1, 8) OBP: 0.250, SLG: 0.250			X 0-0 2B 23 1B 1B		X 0-0 ② G6-3		S S S 0-3 ② K2-3			3	1	1	0	0	1	0
Christian Vázquez, R (1, 2) OBP: 0.250, SLG: 0.500 93 William Vazquez, R (8, 2)			X 0-0 15 G6-4-3 1-3 2B		X 0-0 ③ G5-3		S S S 0-3 ③ K			3 0	0 0	1 0	0 0	0 0	1 0	0 0
Inning Stats	R: 0 H: 1 E: 0 LOB: 1 K: 2 BB: 0 S: 8 P: 8	R: 0 H: 1 E: 0 LOB: 0 K: 2 BB: 0 S: 7 P: 7	R: 1 H: 3 E: 0 LOB: 1 K: 0 BB: 0 S: 5 P: 5	R: 0 H: 0 E: 0 LOB: 0 K: 1 BB: 0 S: 5 P: 5	R: 0 H: 0 E: 0 LOB: 0 K: 0 BB: 0 S: 3 P: 3	R: 0 H: 1 E: 0 LOB: 1 K: 1 BB: 0 S: 6 P: 6	R: 2 H: 2 E: 0 LOB: 0 K: 3 BB: 0 S: 11 P: 11	R: 0 H: 1 E: 0 LOB: 1 K: 0 BB: 0 S: 4 P: 4		1B: 6 SF: 0 2B: 2 SAC: 0 3B: 0 DP: 1 HR: 1 HBP: 0						

PITCHER		IP	WLS	BF	H	R	ER	SO	BB	IBB	HBP	BLK	WP	HR	S	P	ERA	WHIP
4 Kyle Drabek, R ERA: 2.81	(1, 1)	5.0		18	5	1	1	5	0	0	0	0	0	0	28	28	1.80	1.000
Frank Gailey, L ERA:	(6, 1)	1.0	H	4	1	0	0	1	0	0	0	0	0	0	6	6	0.00	1.000
33 Carlos Villanueva, R ERA: 2.08	(7, 1)	1.0	L	5	2	2	2	3	0	0	0	0	0	1	11	11	18.00	2.000
44 Casey Janssen, R ERA: 1.74	(8, 1)	1.0		4	1	0	0	0	0	0	0	0	0	0	4	4	0.00	1.000

PITCHER	IP	WLS	BF	H	R	ER	SO	BB	IBB	HBP	BLK	WP	HR	S	P	ERA	WHIP

TOP

Boston Red Sox @ Toronto Blue Jays

Florida Auto Exchange Stadium, Dunedin, FL

Mon Mar 28 2011, 1:19 PM - 3:37 PM EDT

Att. 5,510 - Overcast - 73 F

livebaseballscorecards.com

AB	31
R	3
H	9
RBI	3
BB	0
SO	9
LOB	9

PA: 31

WP: 0
PB: 0
SB: 1
CS: 0

BOTTOM

Batter	1	2	3	4	5	6	7	8	9	AB	R	H	RBI	BB	SO	LOB
11 Rajai Davis, R (1, 8) OBP: 0.406, SLG: 0.776	G4-3		F8		K					2	0	0	0	0	0	0
79 Kenny Wilson, R (5, 8) OBP: 0.500, SLG: 0.500										1	0	0	0	0	1	0
5 Yunel Escobar, R (1, 6) OBP: 0.455, SLG: 0.533	G6-3		G6-3			18 S 1B				2	0	0	0	0	0	0
68 Jonathan Diaz, R (5, 6) OBP: 0.265, SLG: 0.313										1	0	1	0	0	0	0
19 José Bautista, R (1, 5) OBP: 0.413, SLG: 0.709	K			F7		F7				2	0	0	0	0	1	0
6 John McDonald, R (5, 5) OBP: 0.333, SLG: 0.406										1	0	0	0	0	0	1
26 Adam Lind, L (1, 10) OBP: 0.407, SLG: 0.519		2 2B 1B		K		K				2	1	1	0	0	1	0
9 J.P. Arencibia, R (6, PH) OBP: 0.281, SLG: 0.278 (7, 10)										1	0	0	0	0	1	1
2 Aaron Hill, R (1, 4) OBP: 0.444, SLG: 0.706		1-H 2B		20 1B 2B		K 1-2				2	0	2	1	0	0	0
18 Mike McCoy, R (4, PR) OBP: 0.360, SLG: 0.442 (5, 4)										1	1	0	0	0	1	1
20 Juan Rivera, R (1, 9) OBP: 0.404, SLG: 0.547		G3					G3			2	0	1	1	0	0	1
Adam Loewen, L (4, PR) OBP: 0.412, SLG: 0.688 (5, 9)				2-H 1B						1	0	0	0	0	0	0
45 Travis Snider, L (1, 7) OBP: 0.370, SLG: 0.451		G1-3		G6-3			14 CS 1B			2	0	0	0	0	0	3
Brad Glenn, R (5, 7) OBP: 1.000, SLG: 1.000										1	0	1	0	0	0	0
10 Edwin Encarnación, R (1, 3) OBP: 0.277, SLG: 0.492		F7			F8		F9			2	0	0	0	0	0	1
Chris Woodward, R (6, 3) OBP: 0.500, SLG: 0.500										1	0	0	0	0	0	1
8 José Molina, R (1, 2) OBP: 0.357, SLG: 0.480			F8		F7		CS 1-2			2	0	0	0	0	0	0
14 Ryan Budde, R (6, 2) OBP: 0.087, SLG: 0.045										1	0	0	0	0	0	0
Inning Stats	R: 0 E: 0 K: 1 S: 5 H: 0 LOB: 0 BB: 0 P: 5	R: 1 E: 0 K: 0 S: 5 H: 2 LOB: 1 BB: 0 P: 5	R: 0 E: 0 K: 0 S: 3 H: 0 LOB: 0 BB: 0 P: 3	R: 1 E: 0 K: 1 S: 7 H: 2 LOB: 2 BB: 0 P: 7	R: 0 E: 0 K: 1 S: 5 H: 0 LOB: 0 BB: 0 P: 5	R: 0 E: 0 K: 2 S: 8 H: 1 LOB: 1 BB: 0 P: 8	R: 0 E: 0 K: 0 S: 4 H: 1 LOB: 0 BB: 0 P: 4	R: 0 E: 0 K: 0 S: 0 H: 0 LOB: 0 BB: 0 P: 0		1B: 4 2B: 2 3B: 0 HR: 0	SF: 0 SAC: 0 DP: 0 HBP: 0						

PITCHER	IP	WLS	BF	H	R	ER	SO	BB	IBB	HBP	BLK	WP	HR	S	P	ERA	WHIP
46 Tony Pena Jr., R (1, 1) ERA: 4.05	3.0		11	2	1	1	1	0	0	0	0	0	0	13	13	3.00	0.667
95 Eammon Portice, R (4, 1) ERA: 3.38	2.0		8	2	1	1	2	0	0	0	0	0	0	12	12	4.50	1.000
98 Seth Garrison, R (6, 1) ERA:	2.0	W	8	2	0	0	2	0	0	0	0	0	0	12	12	0.00	1.000

PITCHER	IP	WLS	BF	H	R	ER	SO	BB	IBB	HBP	BLK	WP	HR	S	P	ERA	WHIP

Boston Red Sox @ Toronto Blue Jays

Florida Auto Exchange Stadium, Dunedin, FL

Mon Mar 28 2011, 1:19 PM - 3:37 PM EDT

Att. 5,510 - Overcast - 73 F

livebaseballscorecards.com

AB	27
R	2
H	6
RBI	2
BB	0
SO	5
LOB	9

Batter	1	2	3	4	5	6	7	8	9	AB	R	H	RBI	BB	SO	LOB
11 Rajai Davis, R (1, 8) OBP: 0.382, SLG: 0.726 Danny Perales, L (8, 7) OBP: 0.667, SLG: 0.500	G6-3		K			K		G4-3	6 WP BB	4 0	0 0	0 0	0 0	0 1	2 0	0 0
5 Yunel Escobar, R (1, 6) OBP: 0.443, SLG: 0.516 6 John McDonald, R (8, 4) OBP: 0.324, SLG: 0.394 (9, 5)	2 2B 19 1B 1B		F9			K		G5-3	K 1-2	4 1	1 0	1 0	0 0	0 0	1 1	0 1
19 José Bautista, R (1, 9) OBP: 0.409, SLG: 0.690 Ricardo Nanita, L (8, PH) OBP: 1.000, SLG: 1.000 (8, 9)	2 2B 1-2 1B		K			F7		2 1B 26 1B 1B		3 1	1 1	1 1	0 0	0 0	1 0	0 0
26 Adam Lind, L (1, 3) OBP: 0.413, SLG: 0.569 Adam Loewen, L (8, PR) OBP: 0.412, SLG: 0.688 (8, 3)	K			F8			HR	2 1B 20 1B 1-2 1B		4 0	1 1	2 0	1 0	0 0	1 0	2 0
2 Aaron Hill, R (1, 4) OBP: 0.500, SLG: 0.762 68 Jonathan Diaz, R (8, PR) OBP: 0.265, SLG: 0.313 (8, 6)	20 1B 1-H 2-H 2B			F8			20 1B 18 1B 1B	20 1B 1-2 2-H 1B		4 0	2 0	3 0	3 0	0 0	0 0	0 0
20 Juan Rivera, R (1, 10) OBP: 0.426, SLG: 0.561	2-H 1B			K			10 G6-4-3 18 1B 1-2 1B	1-2 2-H 1B		4	0	3	2	0	1	0
45 Travis Snider, L (1, 7) OBP: 0.382, SLG: 0.462 18 Mike McCoy, R (4, 7) OBP: 0.377, SLG: 0.444 (8, 8)		10 G4-6-3 1B			10 G5-4-3 BB		10 G6-4-3 1-2 2-H 1B	G1-3		1 2	0 0	1 1	0 1	0 1	0 0	0 2
10 Edwin Encarnación, R (1, 5) OBP: 0.265, SLG: 0.469 Chris Woodward, R (8, 5) OBP: 0.400, SLG: 0.400 (9, 4)		G4-6-3 1-2f			G5-4-3 1-2f		G6-4-3 1-2f 2-3		F9	3 1	0 0	0 0	0 0	0 0	0 0	4 0
9 J.P. Arencibia, R (1, 2) OBP: 0.265, SLG: 0.259		F8			K		G6-3		F8	4	0	0	0	0	1	1
Inning Stats	R: 3 H: 4 E: 0 LOB: 1 K: 1 BB: 0 S: 8 P: 8	R: 0 H: 1 E: 0 LOB: 0 K: 0 BB: 0 S: 3 P: 3	R: 0 H: 0 E: 0 LOB: 0 K: 2 BB: 0 S: 7 P: 7	R: 0 H: 0 E: 0 LOB: 0 K: 1 BB: 0 S: 5 P: 5	R: 0 H: 0 E: 0 LOB: 0 K: 1 BB: 1 S: 4 P: 8	R: 0 H: 0 E: 0 LOB: 0 K: 2 BB: 0 S: 7 P: 7	R: 2 H: 4 E: 0 LOB: 1 K: 0 BB: 0 S: 7 P: 8	R: 2 H: 4 E: 0 LOB: 2 K: 0 BB: 0 S: 7 P: 7	R: 0 H: 0 E: 0 LOB: 1 K: 1 BB: 1 S: 5 P: 10	1B: 11 SF: 0 2B: 1 SAC: 0 3B: 0 DP: 3 HR: 1 HBP: 0						WP: 1 PA: 38 PB: 0 SB: 0 CS: 0

PITCHER		IP	WLS	BF	H	R	ER	SO	BB	IBB	HBP	BLK	WP	HR	S	P	ERA	WHIP
80 Chris George, L ERA: 2.25	(1, 1)	2.0		9	5	3	3	1	0	0	0	0	0	0	11	11	13.50	2.500
19 Koji Uehara, R ERA: 3.0	(3, 1)	1.0	H	3	0	0	0	2	0	0	0	0	0	0	7	7	0.00	0.000
51 Michael Gonzalez, L ERA: 4.5	(4, 1)	1.0	H	3	0	0	0	1	0	0	0	0	0	0	5	5	0.00	0.000
63 Kevin Gregg, R ERA: 9.82	(5, 1)	1.0	H	3	0	0	0	1	1	0	0	0	0	0	4	8	0.00	1.000
49 Jason Berken, R ERA: 3.21	(6, 1)	1.0	H	3	0	0	0	2	0	0	0	0	0	0	7	7	0.00	0.000
59 Josh Rupe, R ERA: 1.23	(7, 1)	1.0	L	6	4	2	2	0	0	0	0	0	0	1	7	8	18.00	4.000
Pat Egan, R ERA: 5.4	(8, 1)	1.0		7	4	2	2	0	0	0	0	0	0	0	7	7	18.00	4.000
57 Clay Rapada, L ERA: 5.23	(9, 1)	1.0		4	0	0	0	1	1	0	0	0	1	0	5	10	0.00	1.000

TOP

Toronto Blue Jays @ Baltimore Orioles

Ed Smith Stadium, Sarasota, FL

Tue Mar 29 2011, 1:08 PM - 3:50 PM EDT

Att. 5,522 - Cloudy - 79 F

livebaseballscorecards.com

AB	36
R	7
H	13
RBI	7
BB	2
SO	8
LOB	10

Toronto Blue Jays @ Baltimore Orioles

Ed Smith Stadium, Sarasota, FL

Tue Mar 29 2011, 1:08 PM - 3:50 PM EDT

Att. 5,522 - Cloudy - 79 F

livebaseballscorecards.com

BOTTOM

Batter	1	2	3	4	5	6	7	8	9	AB	R	H	RBI	BB	SO	LOB
1 Brian Roberts, S (1, 4)	P5	25 S; 25 1B; 3-H; 2B		G5-3	F9			G3		4	1	1	1	0	0	2
90 Xavier Avery, L (7, 9) (8, 8)										1	0	0	0	0	0	0
OBP: 0.435, SLG: 0.538 / OBP: 0.333, SLG: 0.333																
21 Nick Markakis, L (1, 9)	G5-3	BBB; 25 1B; BB		25 2B; 1B		SSS; K		F9		3	0	1	0	1	1	0
11 Robert Andino, R (7, 4)										1	0	0	0	0	0	0
OBP: 0.435, SLG: 0.607 / OBP: 0.333, SLG: 0.481																
25 Derrek Lee, R (1, 3)	27 1B; 2B	S; 1-2; 2-H; 1B		1-3; 2B		SSS; K			18 FC5-4; 1B	4	1	3	1	0	1	0
93 Tyler Townsend, L (7, 3)										1	0	1	0	0	0	0
OBP: 0.433, SLG: 0.364 / OBP: 1.000, SLG: 1.000																
27 Vladimir Guerrero, R (1, 10)	2-H; 1B	F7		IBB		F8			FC5-4; 6 1B; 1-2f	3	0	1	1	1	0	2
18 Felix Pie, L (9, PH)										1	0	0	0	0	0	1
OBP: 0.366, SLG: 0.621 / OBP: 0.270, SLG: 0.383																
30 Luke Scott, L (1, 7)	F7		1B	G4-3			G4-3		90 G1-6-3; 1B; 1-2	4	0	1	0	0	0	4
6 Nick Green, R (8, 9)										1	0	1	0	0	0	0
OBP: 0.234, SLG: 0.452 / OBP: 0.256, SLG: 0.316																
10 Adam Jones, R (1, 8)		12 F7; 32 2B; 1B	P4		P4		G6-3		G1-6-3; 1-2f	4	1	1	0	0	0	1
90 Daniel Figueroa, R (8, 7)										1	0	0	0	0	0	2
OBP: 0.314, SLG: 0.580																
12 Mark Reynolds, R (1, 5)	F7; 1-2		P6		2 FC5-4; 32 1B; 1B		BBBB; BB			3	0	1	0	1	0	2
92 Carlos R Rojas, R (7, PR) (8, 6)										0	0	0	0	0	0	0
OBP: 0.293, SLG: 0.348																
32 Matt Wieters, S (1, 2)	2 F8; 1 2B; 2-H; 2B		F9		2 FC5-4; 1-2; 1B		SSS; K2-3			3	1	2	1	0	0	1
9 Jake Fox, R (7, 2)										1	0	0	0	0	1	1
OBP: 0.306, SLG: 0.383 / OBP: 0.325, SLG: 0.797																
2 J.J. Hardy, R (1, 6)	F8; 2-3			P3	FC5-4; 1-2f; 2-3			F7		3	0	0	0	0	0	3
3 Cesar Izturis, S (8, 5)										1	0	0	0	0	0	0
OBP: 0.397, SLG: 0.509 / OBP: 0.190, SLG: 0.105																

Inning Stats	1	2	3	4	5	6	7	8	9
	R: 1 E: 0 K: 0 S: 5	R: 3 E: 0 K: 0 S: 8	R: 0 E: 0 K: 0 S: 4	R: 0 E: 0 K: 0 S: 5	R: 0 E: 0 K: 0 S: 5	R: 0 E: 0 K: 2 S: 7	R: 0 E: 0 K: 1 S: 5	R: 0 E: 0 K: 0 S: 3	R: 0 E: 0 K: 0 S: 4
	H: 2 LOB: 1 BB: 0 P: 5	H: 4 LOB: 2 BB: 1 P: 12	H: 1 LOB: 1 BB: 0 P: 4	H: 2 LOB: 3 BB: 1 P: 9	H: 2 LOB: 2 BB: 0 P: 5	H: 0 LOB: 0 BB: 0 P: 7	H: 0 LOB: 1 BB: 1 P: 9	H: 0 LOB: 0 BB: 0 P: 3	H: 2 LOB: 1 BB: 0 P: 4

1B: 9	SF: 0
2B: 4	SAC: 0
3B: 0	DP: 1
HR: 0	HBP: 0

WP: 0	PA: 42
PB: 0	
SB: 1	
CS: 0	

AB	39
R	4
H	13
RBI	4
BB	3
SO	3
LOB	19

PITCHER		IP	WLS	BF	H	R	ER	SO	BB	IBB	HBP	BLK	WP	HR	S	P	ERA	WHIP
27 Brett Cecil, L (1, 1)		4.0		23	9	4	4	0	1	1	0	0	0	0	22	30	9.00	2.500
ERA: 5.96																		
25 David Purcey, L (5, 1)		2.0	W	8	2	0	0	2	0	0	0	0	0	0	12	12	0.00	1.000
ERA: 3.86																		
57 Shawn Camp, R (7, 1)		1.0	H	4	0	0	0	1	1	0	0	0	0	0	5	9	0.00	1.000
ERA: 1.35																		
54 Jason Frasor, R (8, 1)		1.0	H	3	0	0	0	0	0	0	0	0	0	0	3	3	0.00	0.000
ERA: 1.5																		
Wes Etheridge, R (9, 1)		1.0	S	4	2	0	0	0	0	0	0	0	0	0	4	4	0.00	2.000
ERA:																		

PITCHER	IP	WLS	BF	H	R	ER	SO	BB	IBB	HBP	BLK	WP	HR	S	P	ERA	WHIP

Toronto Blue Jays @ Tampa Bay Rays

Tropicana Field, St. Petersburg, FL

Wed Mar 30 2011, 4:12 PM - 6:48 PM EDT

Att. 8,568 - Dome - 72 F

TOP

livebaseballscorecards.com

Batter	1	2	3	4	5	6	7	8	9	AB	R	H	RBI	BB	SO	LOB
11 Rajai Davis, R (1, 8) OBP: 0.386, SLG: 0.714	B FF 88 X FF 89 1-0 ① P2		B CH 82 F CH 80 B FC 90 B FC 90 B FF 87 4-1 5 1B 19 1B BB		C FF 96 B SL 88 S FC 89 F FF 96 B SL 87 X FC 89 2-2 ② G6-3		F FF 93 C SL 85 B FF 95 S FF 93 1-3 ③ K			1	1	0	0	1	0	0
18 Mike McCoy, R (3, 8) OBP: 0.364, SLG: 0.426										2	0	0	0	0	1	0
5 Yunel Escobar, R (1, 6) OBP: 0.444, SLG: 0.515	C FF 90 X CH 82 0-1 ② F8		X SL 82 0-0 19 1B 26 2B 1-3 1B		B FF 95 B FF 95 F FF 94 S FC 89 B SL 87 X FC 92 3-2 2B			C FC 87 B CU 74 B FC 85 B FC 82 B SL 83 4-1 28 1B BB		2	0	1	0	0	0	0
68 Jonathan Diaz, R (3, PR) OBP: 0.294, SLG: 0.347										1	1	1	0	1	0	0
(3, 6)																
19 José Bautista, R (1, 9) OBP: 0.426, SLG: 0.700	S FC 89 T FC 91 X SI 92 0-2 1B		F CH 80 1 SAFE B SL 84 X CH 80 1-1 26 2B 1-2 3-H 1B		C FF 95 S FF 95 D SL 88 S FC 90 1-3 ③ K			C FC 85 S FC 84 X FC 83 0-2 ① F8		2	0	2	1	0	0	0
Adam Loewen, L (3, PR) OBP: 0.368, SLG: 0.611										2	1	0	0	0	1	2
(3, 9)																
26 Adam Lind, L (1, 3) OBP: 0.415, SLG: 0.583	B FF 89 B SI 87 C FF 89 X SI 89 2-1 ③ F8		C CU 75 F FC 89 B SI 90 X CU 76 1-2 1-H 2-H 2B			F SI 93 B SI 93 B SL 81 X SI 94 2-1 1B		X FF 81 0-0 1-3 1B		2	0	1	2	0	0	1
28 David Cooper, L (3, PR) OBP: 0.400, SLG: 0.511										2	0	2	0	0	0	0
(3, 3)																
2 Aaron Hill, R (1, 4) OBP: 0.458, SLG: 0.696		C FF 87 F SL 81 S CU 78 0-3 ① K	B CU 74 X FF 87 1-0 ③ G1-3			B SI 92 1 SAFE 1 SAFE B SI 92 B SI 93 C SI 92 X SI 93 3-1 ① F7		X FC 85 0-0 ② P5		2	0	0	0	0	1	2
6 John McDonald, R (3, 4) OBP: 0.306, SLG: 0.371										2	0	0	0	0	0	3
20 Juan Rivera, R (1, 7) OBP: 0.413, SLG: 0.542		C FF 90 F SI 91 F FC 90 X SL 82 0-2 ② F9		X CH 80 0-0 ① F7		B CH 85 X CH 83 1-0 ② F8		C FC 82 C CU 73 F FC 86 F SL 83 S CU 74 0-3 ③ K		2	0	0	0	0	0	0
62 Eric Thames, L (4, 7) OBP: 0.300, SLG: 0.400										2	0	0	0	0	1	3
10 Edwin Encarnación, R (1, 5) OBP: 0.257, SLG: 0.455		F FF 90 B SI 91 F SL 82 B CU 78 X SI 91 2-2 ③ G6-3		B CH 81 F FC 88 C SI 90 X SL 84 1-2 ② G6-3		B SL 85 C SI 93 C SI 93 F SL 84 F SI 94 X SL 83 1-2 ③ L4			B CU 73 B FC 82 F FC 84 B SL 81 S FC 84 X FC 85 3-2 14 G4-6-3 1B	2	0	0	0	0	0	0
13 Brett Lawrie, R (4, 5) OBP: 0.326, SLG: 0.488										2	0	1	0	0	0	1
8 José Molina, R (1, 2) OBP: 0.323, SLG: 0.429			C FF 88 B SI 89 B SL 82 F FC 89 B FF 89 X FF 90 3-2 ① F7	F FC 89 F FC 90 F FC 90 F CU 76 F CU 76 F FC 91 X FF 91 0-2 ③ G6-3			S FF 92 X FF 92 0-1 ① F7		B FC 84 B FC 83 F FC 82 C CU 76 X CU 77 2-2 ① ② G4-6-3 1-2f	3	0	0	0	0	0	0
14 Ryan Budde, R (7, 2) OBP: 0.083, SLG: 0.043										1	0	0	0	0	0	1
9 J.P. Arencibia, R (1, 10) OBP: 0.250, SLG: 0.242			C SI 90 S SL 84 B FS 81 B CU 77 S FC 91 2-3 ② K		C FF 95 C FF 95 X FF 96 0-2 ① L4		S FF 93 B SI 94 S SI 93 B SL 87 B FF 94 X SI 92 3-2 ② G3		C CU 74 B CU 78 B FC 84 X FC 85 2-1 ③ L4	4	0	0	0	0	1	0

	AB	34
	R	3
	H	8
	RBI	3
	BB	2
	SO	5
	LOB	13

Inning Stats	1	2	3	4	5	6	7	8	9
	R: 0 E: 0 K: 0 S: 8 H: 1 LOB: 1 BB: 0 P: 11	R: 0 E: 0 K: 1 S: 10 H: 0 LOB: 0 BB: 0 P: 12	R: 3 E: 0 K: 1 S: 14 H: 3 LOB: 2 BB: 1 P: 26	R: 0 E: 0 K: 0 S: 11 H: 0 LOB: 0 BB: 0 P: 12	R: 0 E: 0 K: 1 S: 13 H: 1 LOB: 1 BB: 0 P: 19	R: 0 E: 0 K: 0 S: 10 H: 1 LOB: 1 BB: 0 P: 17	R: 0 E: 0 K: 1 S: 8 H: 0 LOB: 0 BB: 0 P: 12	R: 0 E: 0 K: 1 S: 11 H: 1 LOB: 2 BB: 1 P: 15	R: 0 E: 0 K: 0 S: 8 H: 1 LOB: 0 BB: 0 P: 15

| | | | | | | | | | | | | | | | |

BOTTOM

Batter	1	2	3	4	5	6	7	8	9	AB	R	H	RBI	BB	SO	LOB
2 B.J. Upton, R (1, 8) OBP: 0.339, SLG: 0.500	B SI 91 S SI 91 F SI 92 F SI 92 C SL 85 1-3 ① K		B CH 84 B CH 83 B SI 92 B SI 91 4-0 ② 22 G3 22 S 18 S BB		B CH 84 C SI 84 B FF 95 B FF 94 B FF 93 4-1 22 CS BB		C SI 89 C SI 90 D CH 83 X SL 83 1-2 22 1B 1-H 2-H 1B			2	1	1	2	2	1	0
22 Johnny Damon, L (1, 7) OBP: 0.364, SLG: 0.449 5 Sam Fuld, L (7, PR) OBP: 0.333, SLG: 0.447 (8, 7)	C FF 92 F SI 92 X FF 93 0-2 ② F7		C SL 84 B SI 92 B SI 90 1 SAFE B SL 86 X SL 86 3-1 ② G3 1-3		1 SAFE B FF 94 1 SAFE 1 SAFE F FF 95 S FF 95 C FF 95 1-3 ②③ K 1-2		X SI 90 0-0 1-3 1B			4 0	0 0	1 0	0 0	0 0	1 0	2 0
3 Evan Longoria, R (1, 5) OBP: 0.317, SLG: 0.527	B SI 93 F SI 92 B FF 92 B CH 86 X SI 92 3-1 HR		C CH 84 B SL 86 F SL 85 B SI 92 B CH 83 B SL 86 4-2 ② 18 S BB			X FF 89 0-0 ① F9	1 SAFE S SL 83 C FF 91 S FF 93 0-3 ② K			3	1	1	1	1	1	2
18 Ben Zobrist, S (1, 9) OBP: 0.327, SLG: 0.688	C SI 93 F SI 92 B SI 92 B SL 86 S FF 86 2-3 ③ K		B CH 84 B SI 92 C CH 84 C SI 91 F SI 92 F SL 85 B SL 84 X CH 84 3-2 ③ G6-3 1-2 3-H			B FF 89 C FC 89 F SL 86 B SL 87 S CH 83 2-3 ② K	B CH 84 C CH 76 F SL 84 F FF 93 C FF 93 1-3 ③ K			4	0	0	0	0	3	3
10 Kelly Shoppach, R (1, 2) OBP: 0.333, SLG: 0.524		F SI 91 B SI 91 B SL 85 X SI 91 2-1 ① F8		F SI 91 F SI 91 S SL 84 0-3 ① K		C FC 90 B FC 89 B SL 85 X FC 90 2-1 1B		C CU 75 B SL 82 X FF 91 1-1 ① F9		4	0	1	0	0	1	0
1 Sean Rodríguez, R (1, 4) OBP: 0.357, SLG: 0.408		C SI 92 B FF 92 B CH 85 B CH 84 C SI 92 B CH 85 4-2 24 S BB		C CH 84 B SI 91 F SI 91 F SI 92 B SL 85 C SL 83 2-3 ② K		C SL 85 B FF 89 1 SAFE B SL 85 X SL 85 2-1 ③ F7		F FF 92 B FF 92 S SL 82 B SL 82 B SI 92 X FF 92 3-2 ② F7		3	0	0	0	1	1	1
24 Dan Johnson, L (1, 3) OBP: 0.258, SLG: 0.484		1 SAFE B SI 92 B SL 86 C FF 92 S SI 93 D SI 92 C SL 85 3-3 ② K 1-2		B SL 84 B SI 91 F FF 91 F SI 91 X SI 92 2-2 ③ F7			B SI 90 C SL 82 F SL 82 B SI 91 B SL 83 C SL 83 3-3 ① K	C FF 92 B SL 84 X SL 83 1-1 ③ F7		4	0	0	0	0	2	1
9 Elliot Johnson, S (1, 6) OBP: 0.449, SLG: 0.463		C CH 85 C SL 86 C SI 92 0-3 ③ K			L FF 94 C FF 94 F FF 95 X SL 83 0-2 HR		C CH 83 C SL 83 B F SL 83 X 1-2 2 S 15 SH 2 1B 1B			3	2	2	1	0	1	1
15 Reid Brignac, L (1, 10) OBP: 0.367, SLG: 0.429			B SI 90 C SI 91 B X 2-1 ① G4-3		B FF 93 F FF 94 S FF 94 C FF 94 1-3 ① K		1 SAFE B SI 89 1 SAFE 1 SAFE 1 SAFE L FA 87 X SI 88 1-1 SH 2 S 2 1B 1-2			2	1	0	0	0	1	0
Inning Stats	R: 1 H: 1 E: 0 LOB: 0 K: 2 BB: 0 S: 12 P: 18	R: 0 H: 0 E: 0 LOB: 1 K: 2 BB: 1 S: 10 P: 19	R: 1 H: 0 E: 0 LOB: 1 K: 0 BB: 2 S: 11 P: 27	R: 0 H: 0 E: 0 LOB: 0 K: 2 BB: 0 S: 10 P: 14	R: 1 H: 1 E: 0 LOB: 0 K: 2 BB: 1 S: 11 P: 17	R: 0 H: 1 E: 0 LOB: 1 K: 1 BB: 0 S: 8 P: 14	R: 2 H: 3 E: 1 LOB: 2 K: 3 BB: 0 S: 20 P: 27	R: 0 H: 0 E: 0 LOB: 0 K: 0 BB: 0 S: 7 P: 12		1B: 4 SF: 0 2B: 0 SAC: 1 3B: 0 DP: 0 HR: 2 HBP: 0					WP: 0 PA: 34 PB: 0 SB: 6 CS: 1	

PITCHER		IP	WLS	BF	H	R	ER	SO	BB	IBB	HBP	BLK	WP	HR	S	P	ERA	WHIP
37 Jo-Jo Reyes, L ERA: 3.52	(1, 1)	4.0		16	1	2	2	6	3	0	0	0	0	1	43	78	4.50	1.000
58 Wilfredo Ledezma, L ERA: 9.45	(5, 1)	1.0	B	4	1	1	1	2	1	0	0	0	0	1	11	17	9.00	2.000
60 Jon Rauch, R ERA:	(6, 1)	1.0		4	1	0	0	1	0	0	0	0	0	0	8	14	0.00	1.000
34 Marc Rzepczynski, L ERA: 4.3	(7, 1)	0.1	L	5	3	2	1	1	0	0	0	0	0	0	13	19	27.00	9.000
71 Evan Crawford, L ERA:	(7, 1)	1.2		5	0	0	0	2	0	0	0	0	0	0	14	20	0.00	0.000

PITCHER	IP	WLS	BF	H	R	ER	SO	BB	IBB	HBP	BLK	WP	HR	S	P	ERA	WHIP

Toronto Blue Jays @ Tampa Bay Rays

Tropicana Field, St. Petersburg, FL

Wed Mar 30 2011, 4:12 PM - 6:48 PM EDT

Att. 8,568 - Dome - 72 F

livebaseballscorecards.com

AB	29
R	5
H	6
RBI	4
BB	4
SO	12
LOB	10

Minnesota Twins @ Toronto Blue Jays

Rogers Centre, Toronto, ON

Fri Apr 01 2011, 7:37 PM - 10:21 PM EDT

Att. 47,984 - Roof Closed - 68 F

TOP

livebaseballscorecards.com

Batter	1	2	3	4	5	6	7	8	9	AB	R	H	RBI	BB	SO	LOB
2 Denard Span, L (1, 8) OBP: 0.500, SLG: 0.500	B FF 90 C FF 90 B FF 92 X FF 91 2-1 G4-3 ①		C FF 91 B X FF 92 1-1 1B			C FF 91 B FC 92 F CH 84 B FF 95 X CH 85 2-2 1 1B 1B	B FF 90 F FC 90 B SI 91 C FC 89 X FC 89 2-2 G3-1 ② 2-3 3-H			4	0	2	1	0	0	1
1 Tsuyoshi Nishioka, S (1, 4) OBP: 0.250, SLG: 0.250	C FF 92 X CH 87 0-1 G1-3 ②		S FF 93 B F FF 92 1 SAFE B CH 85 S CH 87 2-3 K ③			B CH 82 B FF 90 X FF 91 2-0 1-2 1B	F SI 91 X SI 90 0-1 G1-3 ③			4	0	1	0	0	1	2
7 Joe Mauer, L (1, 2) OBP: 0.250, SLG: 0.250 41 Drew Butera, R (8, 2)	B FF 92 B FF 92 X FF 91 2-0 G1-3 ③			C FF 92 X SI 92 0-1 F8 ①		C FF 91 D CH 86 B CH 84 F FF 92 F SI 92 D CH 85 S CH 84 3-3 K ②		C SI 90 X SI 91 0-1 33 G4-6-3 1B		4 0	0 0	1 0	0 0	0 0	1 0	2 0
33 Justin Morneau, L (1, 3)		S FF 91 X FF 92 0-1 L8 ①		B FF 92 S CH 85 F FF 93 X 1-2 F9 ②		F FF 94 B FF 93 X SL 87 1-1 G3-1 ③		F CH 85 F SI 92 D CH 86 X SI 92 1-2 1-2f G4-6-3 ①②		4	0	0	0	0	0	3
21 Delmon Young, R (1, 7) OBP: 0.250, SLG: 0.250		B FF 91 S CH 85 F C FF 94 1-3 K ②		B CH 85 B CH 85 X FF 93 2-0 G4-3 ③			B CU 75 X FF 91 1-0 16 1B 5 WP 22 E 1B	B CH 85 B SL 82 F SI 92 X SL 82 2-1 F8 ③		4	1	1	0	0	1	0
5 Michael Cuddyer, R (1, 9) OBP: 0.250, SLG: 0.250		X SI 92 0-0 1B			B FF 92 S CH 83 B FF 92 C FF 92 F CU 75 S CH 84 2-3 K ①		B CH 81 C FF 92 C FF 91 B CU 78 B FF 91 T CH 84 3-2 1-2 K ①		F FF 86 X CU 73 0-1 P4 ①	4	0	1	0	0	2	1
16 Jason Kubel, L (1, 10) OBP: 0.250, SLG: 0.250		C FF 92 B FF 94 F FF 92 S 1-3 K ③			B FF 91 B FF 91 B FF 92 C FF 90 X FF 91 3-1 P4 ②		X SL 83 0-0 22 E 12 2B 2-3 1B		B CU 67 F SL 80 S SI 89 X SL 81 1-2 F9 ②	4	1	1	0	0	1	1
22 Danny Valencia, R (1, 5)			B FF 91 C SI 91 F CH 87 X 1-2 G5-3 ①		B CU 75 B FF 91 F FF 91 X CH 84 2-1 L7 ③		D CH 85 F FF 91 C SI 92 D CH 85 X CH 83 2-2 E5 12 2B 2 G3-1 1-2 3-H		C CU 78 B CU 74 S CH 81 S SL 81 1-3 K ③	4	1	0	1	0	1	1
12 Alexi Casilla, S (1, 6) OBP: 0.333, SLG: 0.667			X FF 92 0-0 F8 ②			C CH 88 T FF 91 S CH 83 0-3 K ①	B FF 90 C FF 91 B FC 91 X FC 89 2-1 2 G3-1 1-3 2-H 2B			3	0	1	1	0	1	0
Inning Stats	R: 0 E: 0 K: 0 S: 5 H: 0 LOB: 0 BB: 0 P: 9	R: 0 E: 0 K: 2 S: 9 H: 1 LOB: 1 BB: 0 P: 11	R: 0 E: 0 K: 1 S: 9 H: 1 LOB: 1 BB: 0 P: 13	R: 0 E: 0 K: 0 S: 6 H: 0 LOB: 0 BB: 0 P: 9	R: 0 E: 0 K: 1 S: 8 H: 0 LOB: 0 BB: 0 P: 15	R: 0 E: 0 K: 2 S: 13 H: 2 LOB: 2 BB: 0 P: 21	R: 3 E: 1 K: 1 S: 15 H: 3 LOB: 1 BB: 0 P: 25	R: 0 E: 0 K: 0 S: 7 H: 1 LOB: 0 BB: 0 P: 10	R: 0 E: 0 K: 1 S: 8 H: 0 LOB: 0 BB: 0 P: 10	1B: 7 2B: 1 3B: 0 HR: 0 SF: 0 SAC: 0 DP: 1 HBP: 0						

	AB	35
	R	3
	H	8
	RBI	3
	BB	0
	SO	8
	LOB	11

WP: 1 PA: 35
PB: 0
SB: 0
CS: 0

PITCHER		IP	WLS	BF	H	R	ER	SO	BB	IBB	HBP	BLK	WP	HR	S	P	ERA	WHIP
24 Ricky Romero, L ERA: 1.42	(1, 1)	6.1	W	27	7	3	1	7	0	0	0	0	1	0	60	96	1.42	1.105
44 Casey Janssen, R ERA:	(7, 1)	0.2		2	0	0	0	0	0	0	0	0	0	0	5	7	0.00	0.000
54 Jason Frasor, R ERA:	(8, 1)	1.0		3	1	0	0	0	0	0	0	0	0	0	7	10	0.00	1.000
33 Carlos Villanueva, R ERA:	(9, 1)	1.0		3	0	0	0	1	0	0	0	0	0	0	8	10	0.00	0.000

PITCHER		IP	WLS	BF	H	R	ER	SO	BB	IBB	HBP	BLK	WP	HR	S	P	ERA	WHIP

BOTTOM

Minnesota Twins @ Toronto Blue Jays

Rogers Centre, Toronto, ON

Fri Apr 01 2011, 7:37 PM - 10:21 PM EDT

Att. 47,984 - Roof Closed - 68 F

livebaseballscorecards.com

Batter	1	2	3	4	5	6	7	8	9	AB	R	H	RBI	BB	SO	LOB
11 Rajai Davis, R (1, 8) OBP: 0.200, SLG: 0.200	B SI 87 X SI 87 1-0 19 S 5 1B 26 HBP 1B	F FS 82 X CH 80 0-1 ② G1-3		S SL 84 F FF 89 F FF 87 B FS 83 F SI 89 F SI 90 S CH 80 1-3 ② K	B SI 88 B CU 80 B CU 80 C SI 88 F SI 88 F SI 90 S FF 89 3-3 ③ K			C SL 86 B CH 79 B CH 80 B SL 87 X SL 81 3-1 ① F8		5	1	1	0	0	2	1
18 Mike McCoy, R (9, 8)										0	0	0	0	0	0	0
5 Yunel Escobar, R (1, 6) OBP: 0.400, SLG: 0.250	1 SAFE X SI 87 0-0 26 HBP 19 S 2 SF8 1-2 1B	X FS 86 0-0 ③ G5-3		C CH 80 C SI 88 S FS 83 0-3 ③ K		F SI 92 C SI 92 B SI 92 B SL 82 X SL 85 2-2 ① G6-3		B CU 74 B SL 88 B SL 80 C SL 82 C SL 88 B SL 90 4-2 19 1B 26 1B BB		4	2	1	0	1	1	0
19 José Bautista, R (1, 9) OBP: 0.800, SLG: 1.500	B SL 81 S CH 82 B FS 81 B FF 87 B CH 83 4-1 2 SF8 26 HBP 10 SF8 1-2 2-3 BB		C SI 87 B FS 83 B FS 83 C FS 85 X SI 89 2-2 ① G6-3		X CH 78 0-0 HR	X SI 92 0-0 26 G6-4-3 1B		B CH 80 C SL 89 S CH 80 F FF 89 X CH 81 1-2 26 1B 6 SF8 1-2 1B		4	3	3	1	1	0	0
26 Adam Lind, L (1, 3) OBP: 0.600, SLG: 1.250	F SI 88 H SI 87 1-1 2 SF8 45 E 1-2 2-3 3-H HBP		C SI 89 B SI 88 X FS 82 1-1 ② P6		B FS 82 S CH 78 X SI 88 1-1 HR	B SI 91 X SL 81 1-0 ②③ G6-4-3 1-2f		C SL 84 B SL 83 B SI 88 F SI 84 F CU 73 X CU 73 2-2 1-3 2-H 1B		4	2	2	3	0	0	1
2 Aaron Hill, R (1, 4) OBP: 0.250, SLG: 0.667	X FS 82 0-0 ① SF8 1-2 2-3 3-H		X SI 89 0-0 2B		B CU 80 C SI 91 X SI 90 1-1 ① G6-3		C FF 91 F SI 89 S CU 75 0-3 ① K	X SI 88 0-0 ② SF8 3-H		3	0	1	1	0	1	0
6 John McDonald, R (8, 4)										0	0	0	1	0	0	0
10 Edwin Encarnación, R (1, 5) OBP: 0.200, SLG: 0.250	X FS 86 0-0 ② SF8 3-H		C CH 80 X CH 79 0-1 ③ F7		C CU 79 C CH 83 B CU 84 F CU 80 B SI 90 B CH 82 F SI 90 F SI 91 X CH 83 3-2 ② P6		B SL 83 B SL 83 C FF 90 X FF 90 2-1 1B	S CH 80 D CH 80 B SL 85 S SL 82 T SL 89 2-2 ③ K		4	0	1	1	0	1	2
45 Travis Snider, L (1, 7)	C CH 79 X SI 88 0-1 E4 20 BLK 2-H			B SI 88 F SI 89 B CH 80 F CH 80 B SI 88 F SI 90 B SI 89 4-2 9 HR BB	C CU 79 B CU 80 B CU 79 F SI 90 B CU 83 F SI 90 B SI 92 4-2 20 BB 9 3B BB		C SI 90 B SI 90 F FF 91 B SI 90 X CH 85 2-2 ② F9			2	2	0	0	2	0	1
20 Juan Rivera, R (1, 10)	C FS 86 F SI 86 B SI 87 F CH 80 S FS 82 1-3 ③ K 1-2			B SL 82 X FS 83 1-0 ① L7	B SI 89 B SI 91 S SI 88 B SI 89 B FF 90 4-1 9 3B 1-2 BB		X FF 91 0-0 ③ G4-3			3	1	0	0	1	1	3
9 J.P. Arencibia, R (1, 2) OBP: 0.750, SLG: 2.750		B SI 87 F SI 87 C SI 87 B CH 80 B SI 87 X SI 87 3-2 ① F9		F SI 87 X FS 82 0-1 1-H HR	C SI 88 C CU 82 B CU 82 F SI 89 B CU 79 X CH 83 2-2 1-H 2-H 3B			C CH 80 F SL 82 B SL 88 B CH 81 B CH 79 F SL 89 X SL 89 3-2 HR		4	2	3	5	0	0	0
Inning Stats	R: 4 H: 2 E: 1 LOB: 1 K: 1 BB: 1 S: 12 P: 19	R: 0 H: 0 E: 0 LOB: 0 K: 0 BB: 0 S: 6 P: 9	R: 0 H: 1 E: 0 LOB: 1 K: 0 BB: 0 S: 8 P: 11	R: 2 H: 1 E: 0 LOB: 0 K: 2 BB: 1 S: 15 P: 21	R: 4 H: 3 E: 0 LOB: 1 K: 1 BB: 2 S: 23 P: 41	R: 0 H: 1 E: 0 LOB: 0 K: 0 BB: 0 S: 5 P: 8	R: 0 H: 1 E: 0 LOB: 1 K: 1 BB: 0 S: 9 P: 13	R: 3 H: 3 E: 0 LOB: 1 K: 1 BB: 1 S: 20 P: 35		1B: 6 SF: 3 2B: 1 SAC: 0 3B: 1 DP: 1 HR: 4 HBP: 1						

	AB	
R	13	
H	12	
RBI	12	
BB	5	
SO	6	
LOB	8	

WP: 0 PA: 42
PB: 0
SB: 2
CS: 0

PITCHER		IP	WLS	BF	H	R	ER	SO	BB	IBB	HBP	BLK	WP	HR	S	P	ERA	WHIP
48 Carl Pavano, R ERA: 15.75	(1, 1)	4.0	L	22	6	8	7	3	2	0	1	1	0	3	44	64	15.75	2.000
49 Jeff Manship, R ERA: 18.0	(5, 1)	1.0		6	1	2	2	1	2	0	0	0	0	0	20	37	18.00	3.000
15 Glen Perkins, L ERA:	(6, 1)	1.0		3	1	0	0	0	0	0	0	0	0	0	5	8	0.00	1.000
59 Kevin Slowey, R ERA:	(7, 1)	1.0		4	1	0	0	1	0	0	0	0	0	0	9	13	0.00	1.000
56 Dusty Hughes, L ERA: 27.0	(8, 1)	1.0		7	3	3	3	1	1	0	0	0	0	1	20	35	27.00	4.000

PITCHER	IP	WLS	BF	H	R	ER	SO	BB	IBB	HBP	BLK	WP	HR	S	P	ERA	WHIP

Batter	1	2	3	4	5	6	7	8	9	AB	R	H	RBI	BB	SO	LOB
2 Denard Span, L (1, 8) OBP: 0.500, SLG: 0.429	B SI 94 S SI 93 C FC 91 C FC 90 1-3 ① K		C SI 93 F FF 93 B SI 92 B FF 94 X CH 84 2-2 ③ G1-3			B FF 91 X FC 91 1-0 E7 1B			B SI 91 C SI 91 F SI 92 B SL 86 B SL 84 B SI 92 4-2 1 G6-3 BB	3	0	1	0	1	1	0
1 Tsuyoshi Nishioka, S (1, 4) OBP: 0.250, SLG: 0.143	C SI 95 F FF 94 B FC 92 F CH 84 S FC 91 1-3 ② K			B CU 81 B SI 91 C FF 92 B FF 92 F SI 93 B SI 93 4-2 7 G4-3 7 S 33 G4-3 BB		F SI 92 B SI 91 F CH 84 B SI 91 C CH 85 2-3 ② K			X SI 91 0-0 ①② G6-3 1-2f	3	1	0	0	1	2	2
7 Joe Mauer, L (1, 2) OBP: 0.250, SLG: 0.143	B CH 85 B SI 95 B FF 93 B SI 95 4-0 BB			B SI 93 B CH 82 C SI 93 B SI 90 X SI 93 3-1 ① G4-3 1-3		S SI 91 B SI 94 B SI 92 X SI 92 2-1 ③ G4-3			B SI 91 X SI 91 1-0 ③ G4-3	3	0	0	0	1	0	2
33 Justin Morneau, L (1, 3)	C FC 91 B SI 94 S FC 91 F SI 94 C FC 91 1-3 ③ K			F SI 91 B FF 93 B CH 85 X SI 91 2-1 ② G4-3 3-H			B SI 92 B SI 92 B FF 92 B FF 92 4-0 21 G5-4-3 BB			2	0	0	1	1	1	1
21 Delmon Young, R (1, 7) OBP: 0.143, SLG: 0.143		B FF 93 X SI 94 1-0 ① G5-3		F CU 82 S CU 82 B FF 94 S CU 81 1-3 ③ K2-3			F SI 93 B SI 91 B SI 91 S SI 93 D SI 94 X SI 91 3-2 ①② G5-4-3 1-2f			3	0	0	0	0	1	1
25 Jim Thome, L (1, 10)		B SI 93 F SI 93 X SI 93 1-1 ② L5			B CH 82 B SI 92 B FF 91 C FF 93 S SI 92 T FC 90 3-2 ① K		F FC 91 C FC 91 B FF 91 B CH 85 F SI 92 B FF 94 S FC 90 3-3 ③ K			3	0	0	0	0	2	0
5 Michael Cuddyer, R (1, 9) OBP: 0.143, SLG: 0.143		X FC 91 0-0 ③ F8			B CU 80 C FC 90 X 1-1 ② G5-3			B SI 87 C SI 86 S CH 81 X SL 80 1-2 ① G6-3		3	0	0	0	0	0	0
22 Danny Valencia, R (1, 5)			C SI 91 F CU 81 B FF 90 B FC 89 X CH 82 2-2 ① G5-3		B SI 93 B FC 90 X SI 92 2-0 ③ G6-3			B SI 87 X SI 86 1-0 ② G5-3		3	0	0	0	0	0	0
12 Alexi Casilla, S (1, 6) OBP: 0.200, SLG: 0.400 16 Jason Kubel, L (8, PH) OBP: 0.200, SLG: 0.200 20 Matt Tolbert, S (8, 6)			L SI 94 B SI 93 B CH 85 L SI 93 X FF 90 2-2 ② G4-3			B SI 90 C SI 91 X SI 91 1-1 ① G3-1		X SI 86 0-0 ③ G3		2 1 0	0 0 0	0 0 0	0 0 0	0 0 0	0 0 0	0 0 0
Inning Stats	R: 0 E: 0 K: 3 S: 11 H: 0 LOB: 1 BB: 1 P: 18	R: 0 E: 0 K: 0 S: 4 H: 0 LOB: 0 BB: 0 P: 6	R: 0 E: 0 K: 0 S: 9 H: 0 LOB: 0 BB: 0 P: 15	R: 1 E: 0 K: 1 S: 9 H: 0 LOB: 0 BB: 1 P: 19	R: 0 E: 0 K: 1 S: 6 H: 0 LOB: 0 BB: 0 P: 12	R: 0 E: 1 K: 1 S: 8 H: 1 LOB: 1 BB: 0 P: 14	R: 0 E: 0 K: 1 S: 7 H: 0 LOB: 0 BB: 1 P: 17	R: 0 E: 0 K: 0 S: 5 H: 0 LOB: 0 BB: 0 P: 7	R: 0 E: 0 K: 0 S: 4 H: 0 LOB: 0 BB: 1 P: 9	1B: 1 2B: 0 3B: 0 HR: 0	SF: 0 SAC: 0 DP: 2 HBP: 0			WP: 0 PB: 0 SB: 1 CS: 0	PA: 30		

TOP

Minnesota Twins @ Toronto Blue Jays

Rogers Centre, Toronto, ON

Sat Apr 02 2011, 1:09 PM - 3:38 PM EDT

Att. 27,194 - Roof Closed - 68 F

livebaseballscorecards.com

AB	26
R	1
H	1
RBI	1
BB	4
SO	7
LOB	6

PITCHER		IP	WLS	BF	H	R	ER	SO	BB	IBB	HBP	BLK	WP	HR	S	P	ERA	WHIP
4 Kyle Drabek, R ERA: 1.29	(1, 1)	7.0	W	24	1	1	1	7	3	0	0	0	0	0	54	101	1.29	0.571
57 Shawn Camp, R ERA:	(8, 1)	1.0		3	0	0	0	0	0	0	0	0	0	0	5	7	0.00	0.000
34 Marc Rzepczynski, L ERA:	(9, 1)	1.0		3	0	0	0	0	1	0	0	0	0	0	4	9	0.00	1.000

PITCHER	IP	WLS	BF	H	R	ER	SO	BB	IBB	HBP	BLK	WP	HR	S	P	ERA	WHIP

Batter	1	2	3	4	5	6	7	8	9	AB	R	H	RBI	BB	SO	LOB
5 Yunel Escobar, R (1, 6) OBP: 0.400, SLG: 0.556	X SI 89 0-0 ① G6-3		X SI 91 0-0 3B	C SL 81 S CH 83 S SL 84 0-3 ③ K		X SI 90 0-0 ①② G4-6-3 1-2f		B SI 92 B SI 90 F SI 91 X SI 92 2-1 1-2 2-3 1B		5	0	2	0	0	1	3
2 Aaron Hill, R (1, 4) OBP: 0.222, SLG: 0.429	B SI 89 B SI 90 X SI 91 2-0 ② F9		D SL 84 C SL 83 F CH 84 F SI 92 S SL 88 1-3 ② K		S CH 83 B CH 83 F SL 83 B CH 86 F SL 84 B SL 85 X SL 82 3-2 ① P3	B SL 84 X CU 75 1-0 1B		F SI 91 B SI 92 X SI 91 1-1 ① SF7 3-H		4	0	1	1	0	1	1
19 José Bautista, R (1, 9) OBP: 0.600, SLG: 0.857	B SL 81 B SI 91 B CH 82 C SI 91 X SI 92 3-1 ③ F7		F SI 93 B CH 86 B CH 85 B SL 86 B SI 92 4-1 26 WP BB		B FF 92 B SI 92 B SL 82 B SI 91 4-0 26 1B 10 1B BB	C SI 90 F FF 91 S FF 91 0-3 ③ K		F SI 91 B FF 91 F FF 90 X SL 86 1-2 ② F8 2-3		3	1	0	0	2	1	3
26 Adam Lind, L (1, 3) OBP: 0.400, SLG: 0.667		B SL 79 C SI 90 S SL 84 B SL 83 S SL 86 2-3 K	C SI 92 ① 1 SAFE S SL 88 D SL 87 1 SAFE F SL 87 B SL 89 X SI 91 2-2 ③ F7 1-2		B SI 90 1 SAFE 1 SAFE D SI 90 1 SAFE S SL 85 X SI 90 2-1 10 1B 45 2B 1-3 1B		C SL 79 B SL 80 F SI 91 F FF 91 C FF 92 1-3 ① K	X SI 89 0-0 ③ P5		5	1	1	0	0	2	4
10 Edwin Encarnación, R (1, 10) OBP: 0.222, SLG: 0.250		C SI 92 B CH 84 B CH 83 F SL 84 B SL 85 F CH 84 X SL 85 3-2 ② G5-3		C SL 80 B SI 92 B SI 90 X SI 92 2-1 ① P3	B SI 89 C SI 90 F FF 91 F FF 90 X SI 91 1-2 45 2B 1-2 3-H 1B		X FF 91 0-0 ② L5			4	1	1	1	0	0	0
28 Jayson Nix, R (1, 5) OBP: 0.750, SLG: 2.000		C SI 92 B CH 86 S CH 86 B SL 87 B SI 92 F SI 92 F SL 83 B SL 86 4-2 BB		X SI 92 0-0 HR	C CH 83 B SL 84 B SI 90 X SI 92 2-1 ② F8		B FF 92 C FF 90 B SI 90 F SI 90 F SL 81 B SI 92 B FF 91 4-2 BB			2	1	1	1	2	0	2
20 Juan Rivera, R (1, 7) 45 Travis Snider, L (5, PH) (6, 7) OBP: 0.500, SLG: 0.500		B SI 92 B SI 91 B SI 92 X SI 90 3-0 ③ P2		B SI 91 B CH 85 B CH 84 B SI 91 4-0 8 BB BB	X CU 76 0-0 1-H 2-H 2B		X SI 89 0-0 ③ L6			1 2	0 0	0 1	0 2	1 0	0 0	1 1
8 José Molina, R (1, 2) OBP: 0.750, SLG: 1.667			X SI 89 0-0 HR	1 SAFE 1 SAFE C SI 90 B SI 92 D CH 84 S SL 83 D SL 84 B SL 85 4-2 1-2 BB	B SI 91 C SI 90 B SI 90 X CH 86 2-1 ③ G5-3			B FF 91 C SL 85 X SI 91 1-1 5 1B 18 1B 2 SF7 1B		3	2	2	1	1	0	1
18 Mike McCoy, R (1, 8) OBP: 0.500, SLG: 0.500			B SI 90 S CH 83 B SI 92 X SI 92 2-1 ① F8	B SI 92 X SI 91 1-0 ② F7		L CU 75 B CU 77 X SI 89 1-1 5 G4-6-3 1B		B SI 90 F SI 90 B SI 91 X FF 91 2-1 19 F8 5 1B 1-2 1B		4	0	2	0	0	0	2
Inning Stats	R: 0 E: 0 K: 0 S: 4 H: 0 LOB: 0 BB: 0 P: 9	R: 0 E: 0 K: 1 S: 12 H: 0 LOB: 1 BB: 1 P: 24	R: 1 E: 0 K: 1 S: 13 H: 2 LOB: 2 BB: 1 P: 22	R: 1 E: 0 K: 1 S: 9 H: 1 LOB: 2 BB: 2 P: 20	R: 3 E: 0 K: 0 S: 15 H: 3 LOB: 1 BB: 1 P: 29	R: 0 E: 0 K: 1 S: 7 H: 2 LOB: 1 BB: 0 P: 9	R: 0 E: 0 K: 1 S: 9 H: 0 LOB: 1 BB: 1 P: 14	R: 1 E: 0 K: 0 S: 12 H: 3 LOB: 2 BB: 0 P: 19		1B: 7 2B: 1 3B: 1 HR: 2 SF: 1 SAC: 0 DP: 1 HBP: 0		WP: 1 PB: 0 SB: 0 CS: 0 PA: 40		

BOTTOM

Minnesota Twins @ Toronto Blue Jays

Rogers Centre, Toronto, ON

Sat Apr 02 2011, 1:09 PM - 3:38 PM EDT

Att. 27,194 - Roof Closed - 68 F

livebaseballscorecards.com

AB	33
R	6
H	11
RBI	6
BB	6
SO	5
LOB	18

PITCHER		IP	WLS	BF	H	R	ER	SO	BB	IBB	HBP	BLK	WP	HR	S	P	ERA	WHIP
47 Francisco Liriano, L ERA: 8.31	(1, 1)	4.1	L	22	4	4	4	3	5	0	0	0	1	2	44	90	8.31	2.077
59 Kevin Slowey, R ERA: 3.38	(5, 1)	1.2		8	4	1	1	1	0	0	0	0	0	0	16	23	5.40	2.400
50 Jose Mijares, L ERA:	(7, 1)	1.0		4	0	0	0	1	1	0	0	0	0	0	9	14	0.00	1.000
55 Matt Capps, R ERA: 9.0	(8, 1)	1.0		6	3	1	1	0	0	0	0	0	0	0	12	19	9.00	3.000

PITCHER	IP	WLS	BF	H	R	ER	SO	BB	IBB	HBP	BLK	WP	HR	S	P	ERA	WHIP

Minnesota Twins @ Toronto Blue Jays

Rogers Centre, Toronto, ON

Sun Apr 03 2011, 1:09 PM - 4:06 PM EDT

Att. 35,505 - Roof Closed - 68 F

livebaseballscorecards.com

TOP

Batter	1	2	3	4	5	6	7	8	9	AB	R	H	RBI	BB	SO	LOB
2 Denard Span, L (1, 8) OBP: 0.538, SLG: 0.727	C FF 89 S SI 89 B CH 82 C SI 90 1-3 ① K		B CU 80 B SI 89 B FF 91 B FF 90 4-0 BB		X FF 89 0-0 1 1B 1-2 2-3 1B		F FF 90 B FF 91 F SI 92 X SL 82 1-2 ① G4-3		X FF 89 0-0 HR	4	1	2	1	1	1	0
1 Tsuyoshi Nishioka, S (1, 4) OBP: 0.308, SLG: 0.182	B SI 89 C SI 89 B FF 88 S CH 81 C CH 82 2-3 ② K		S CH 81 B CH 79 1 SAFE B CH 85 1 SAFE 1 SAFE P PO 79 1 SAFE X SI 88 3-1 ③ P4		X CH 80 0-0 1-2 2-3 3-H 1B		C FF 91 B SL 82 C CH 85 B SI 91 C FF 91 2-3 ② K		F CH 82 C SL 85 F FF 89 F CU 73 B FF 89 B CH 83 B CH 83 F FF 89 F FF 88 4-2 B SL 83 21 G6-3 BB	4	0	1	1	1	2	1
21 Delmon Young, R (1, 7) OBP: 0.083, SLG: 0.083	F FF 88 F SI 90 B FF 92 S CH 83 1-3 ③ K			B CH 79 B SL 85 X SI 88 2-0 ① P4	X SI 89 0-0 ② F4		C FF 91 F CH 85 B SI 92 X SI 92 1-2 ③ F9		1 SAFE T SL 85 X SL 84 0-1 ②③ G6-3 1-2f	5	0	0	0	0	1	4
33 Justin Morneau, L (1, 10) OBP: 0.182, SLG: 0.100 12 Alexi Casilla, S (8, PR) OBP: 0.200, SLG: 0.400 (8, 10)		S FF 88 X CH 78 0-1 ① G4-3		F FF 89 X FF 87 0-1 ② F8	B FF 86 S CH 81 F CH 82 B SI 89 F SL 84 D CH 82 X CU 87 3-2 ③ F7			C SI 90 X SI 90 0-1 5 G4-6-3 1B		4	0	1	0	0	0	3
5 Michael Cuddyer, R (1, 3) OBP: 0.182, SLG: 0.182		C SI 86 X SI 87 0-1 ② L6		B CH 80 B CH 82 B FF 89 X FF 88 3-0 E5 16 2-6		C SI 90 C FC 89 F SI 91 X SL 86 0-2 16 1B 1B		C SI 90 1 SAFE X 0-1 ①② G4-6-3 1-2f		4	0	1	0	0	0	1
16 Jason Kubel, L (1, 9) OBP: 0.444, SLG: 0.375 18 Jason Repko, R (8, PR) (8, 9)		C CU 78 B SI 89 S SI 89 X SI 91 1-2 ③ G4-3		B SL 85 S SL 85 D CH 81 2-1 ③ 2-6 1-2	B SI 85 B SL 84 C SL 85 B CU 88 F CU 86 F CH 84 X SI 87 3-2 41 1B 22 BB 20 1B 1B	B SI 90 1 SAFE 1 SAFE F FC 89 B SI 90 1 SAFE B FC 89 F FC 88 X FC 88 3-2 1-3 1B		F SI 91 H SI 92 1-1 22 E HBP		3	1	2	0	0	0	0
22 Danny Valencia, R (1, 5) OBP: 0.182, SLG: 0.400			C FF 86 B SI 87 B FF 86 X SI 87 2-1 HR		B SI 86 B CU 79 B CH 85 B FF 88 4-0 41 1B 20 1B 1-2 BB	S SI 90 C SI 90 C FF 92 0-3 ① K		X SI 86 0-0 E5 1-3		3	1	1	1	1	1	3
41 Drew Butera, R (1, 2) OBP: 0.250, SLG: 0.250			X FF 89 0-0 ① F9		L CH 80 X CH 80 0-1 2 1B 20 1B 1 1B 1-2 2-3 1B	D SL 85 C FC 90 X FC 89 1-1 ② F9		C SI 86 B CH 81 C CH 81 S SL 81 1-3 ③ K		4	1	1	0	0	1	5
20 Matt Tolbert, S (1, 6) OBP: 0.250, SLG: 0.250			C CH 88 S CH 81 X CH 81 0-2 ② G6-3		C FF 86 X FF 86 0-1 ① 1 1B 2 1B 1-2 2-H 3-H 1B	X SI 92 0-0 ③ G4-3			C FF 89 B SL 86 X FC 88 1-1 ① P5	4	0	1	1	0	0	2
Inning Stats	R: 0 E: 0 K: 3 S: 9 H: 0 LOB: 0 BB: 0 P: 13	R: 0 E: 0 K: 0 S: 7 H: 0 LOB: 0 BB: 0 P: 8	R: 1 E: 0 K: 0 S: 9 H: 1 LOB: 1 BB: 1 P: 17	R: 0 E: 1 K: 0 S: 5 H: 0 LOB: 1 BB: 0 P: 12	R: 2 E: 0 K: 0 S: 15 H: 5 LOB: 3 BB: 1 P: 25	R: 0 E: 0 K: 1 S: 13 H: 2 LOB: 2 BB: 0 P: 17	R: 0 E: 0 K: 1 S: 9 H: 0 LOB: 0 BB: 0 P: 13	R: 0 E: 1 K: 1 S: 9 H: 1 LOB: 3 BB: 0 P: 11	R: 1 E: 0 K: 0 S: 11 H: 1 LOB: 0 BB: 1 P: 16	1B: 8 2B: 0 3B: 0 HR: 2 SF: 0 SAC: 0 DP: 2 HBP: 1						

	AB	35
	R	4
	H	10
	RBI	4
	BB	3
	SO	6
	LOB	19

PITCHER		IP	WLS	BF	H	R	ER	SO	BB	IBB	HBP	BLK	WP	HR	S	P	ERA	WHIP
27 Brett Cecil, L ERA: 5.4	(1, 1)	5.0	L	23	6	3	3	3	2	0	0	0	0	1	45	75	5.40	1.600
44 Casey Janssen, R ERA:	(6, 1)	1.0		5	2	0	0	1	0	0	0	0	0	0	13	17	0.00	2.000
54 Jason Frasor, R ERA:	(7, 1)	1.0		3	0	0	0	1	0	0	0	0	0	0	9	13	0.00	0.000
34 Marc Rzepczynski, L ERA:	(8, 1)	0.2		3	1	0	0	0	0	0	1	0	0	0	5	6	0.00	1.500
57 Shawn Camp, R ERA:	(8, 1)	0.1		2	0	0	0	1	0	0	0	0	0	0	4	5	0.00	0.000

PITCHER		IP	WLS	BF	H	R	ER	SO	BB	IBB	HBP	BLK	WP	HR	S	P	ERA	WHIP
60 Jon Rauch, R ERA: 9.0	(9, 1)	1.0		4	1	1	1	0	1	0	0	0	0	1	11	16	9.00	2.000

BOTTOM

Batter	1	2	3	4	5	6	7	8	9	AB	R	H	RBI	BB	SO	LOB
5 Yunel Escobar, R (1, 6) OBP: 0.357, SLG: 0.455	G5-3		BB		G5-3		SH1-4		SF8	2	0	0	1	1	0	1
20 Juan Rivera, R (1, 10) 28 Jayson Nix, R (9, PR) OBP: 0.750, SLG: 2.000	1B		G4-6-3		P6		G1-3		BB	4 0	0 0	1 0	0 0	1 0	0 0	4 0
19 José Bautista, R (1, 9) OBP: 0.600, SLG: 1.000	1B			K		HR	F8		BB	4	1	2	1	1	1	2
26 Adam Lind, L (1, 3) OBP: 0.333, SLG: 0.500	G6-4-3			1B	G3			F8	G3	5	1	1	0	0	0	5
2 Aaron Hill, R (1, 4) OBP: 0.154, SLG: 0.273		G6-3		G5-3	G5-3			G6-3		4	0	0	0	0	0	1
10 Edwin Encarnación, R (1, 5) OBP: 0.154, SLG: 0.167		F8		E4	E5			K		4	0	0	0	0	1	0
45 Travis Snider, L (1, 7) OBP: 0.500, SLG: 0.500		1B		K	K				2B	4	1	2	0	0	2	2
9 J.P. Arencibia, R (1, 2) OBP: 0.500, SLG: 1.571		F8			F8		BB		F7	3	0	0	0	1	0	2
18 Mike McCoy, R (1, 8) OBP: 0.625, SLG: 0.714			B1-3		1B		BB		2B	3	0	2	0	1	0	0
Inning Stats	R: 0 E: 0 K: 0 S: 10 H: 2 LOB: 1 BB: 0 P: 13	R: 0 E: 0 K: 0 S: 13 H: 1 LOB: 1 BB: 0 P: 21	R: 0 E: 0 K: 0 S: 7 H: 0 LOB: 0 BB: 1 P: 12	R: 1 E: 1 K: 2 S: 17 H: 1 LOB: 1 BB: 0 P: 22	R: 0 E: 0 K: 0 S: 10 H: 1 LOB: 1 BB: 0 P: 13	R: 1 E: 1 K: 1 S: 10 H: 1 LOB: 1 BB: 0 P: 16	R: 0 E: 0 K: 0 S: 10 H: 0 LOB: 2 BB: 2 P: 20	R: 0 E: 0 K: 1 S: 9 H: 0 LOB: 0 BB: 0 P: 15	R: 1 E: 0 K: 0 S: 15 H: 2 LOB: 3 BB: 2 P: 31	1B: 6 2B: 1 3B: 0 HR: 1 SF: 1 SAC: 1 DP: 2 HBP: 0						

PITCHER		IP	WLS	BF	H	R	ER	SO	BB	IBB	HBP	BLK	WP	HR	S	P	ERA	WHIP
53 Nick Blackburn, R ERA: 1.59	(1, 1)	5.2	W	24	6	2	1	2	1	0	0	0	0	1	63	93	1.59	1.235
50 Jose Mijares, L ERA:	(6, 1)	0.1	H	3	0	0	0	1	2	0	0	0	0	0	8	16	0.00	6.000
55 Matt Capps, R ERA: 4.5	(7, 1)	1.0	H	3	0	0	0	0	0	0	0	0	0	0	6	8	0.00	0.000
15 Glen Perkins, L ERA:	(8, 1)	1.0	H	3	0	0	0	1	0	0	0	0	0	0	9	15	0.00	0.000
36 Joe Nathan, R ERA: 9.0	(9, 1)	1.0	S	7	2	1	1	0	2	0	0	0	0	0	15	31	9.00	4.000

PITCHER	IP	WLS	BF	H	R	ER	SO	BB	IBB	HBP	BLK	WP	HR	S	P	ERA	WHIP

Minnesota Twins @ Toronto Blue Jays

Rogers Centre, Toronto, ON

Sun Apr 03 2011, 1:09 PM - 4:06 PM EDT

Att. 35,505 - Roof Closed - 68 F

livebaseballscorecards.com

AB	33
R	3
H	8
RBI	2
BB	5
SO	4
LOB	17

WP: 0 PA: 40
PB: 0
SB: 0
CS: 0

Batter	1	2	3	4	5	6	7	8	9	10	AB	R	H	RBI	BB	SO	LOB
4 Coco Crisp, S (1, 8) OBP: 0.389, SLG: 0.588	B FF 92 X SI 92 1-0 P3 ①		B SI 91 F SI 92 X CH 85 1-1 G4-3 ① 2-3	C CH 83 F SL 84 S SL 83 0-3 K ①		F SI 87 B CU 76 X CH 83 1-1 P4 ②			B CH 82 B SL 84 X FF 88 2-0 2B		5	0	1	0	0	1	2
10 Daric Barton, L (1, 3) OBP: 0.333, SLG: 0.333	B FF 92 B FF 92 S FF 93 B FF 93 T FF 93 F FF 93 F FF 94 F SI 93 X FF 93 3-2 F7 ②		B SI 91 F SI 92 C SI 92 S SL 85 1-3 K ②	C SL 83 B CU 77 B SL 82 F FF 92 B FF 90 4-1 28 BB 1-2 BB		B CU 71 C FF 89 C FF 90 B SL 83 S CH 84 2-3 K ③			C FF 88 C SL 84 X SL 83 0-2 F8 ②		4	0	0	0	1	2	2
28 Conor Jackson, R (1, 7) OBP: 0.500, SLG: 0.600	X CH 86 0-0 1B		B FF 92 F FF 91 B FF 92 B SL 85 C SL 86 X SL 83 3-2 16 1B 14 2B 3-H 2B	B SL 82 B SL 81 D CH 82 B FF 88 4-0 1-2 2-3 BB			B SL 83 C FF 92 C FF 95 X SI 93 1-2 G6-3 ①		B FF 89 F FF 89 F SL 85 X FF 89 1-2 F8 ③		4	1	2	1	1	0	1
16 Josh Willingham, R (1, 10) OBP: 0.313, SLG: 0.800	F SI 92 B FF 92 C FF 93 1 SAFE B SL 85 S SL 85 2-3 K ③		C SI 92 F FF 92 B SL 85 X SI 92 1-2 14 2B 12 1B 2-3 1B	X FF 90 0-0 SF8 ② 3-H			C SL 84 F FF 93 B FF 94 B SL 84 B FF 93 C FF 92 3-3 K ②			B FF 91 F FF 91 S SL 85 B FF 92 X SL 83 2-2 HR	4	2	2	2	0	2	1
14 Mark Ellis, R (1, 4) OBP: 0.313, SLG: 0.333		C SI 91 B FF 92 B SI 92 F SL 85 X SI 92 2-2 F9 ①	B SI 92 X SI 91 1-0 12 1B 1-3 3-H 2B	C SL 82 C CH 82 X SL 84 0-2 L3 ③			C FF 92 C FF 93 B FF 92 F FF 93 F FF 94 F SL 82 F FF 94 B FF 93 S SI 93 2-3 K ③			C FF 92 S CH 86 F FF 92 F FF 92 B FF 93 F FF 92 S SL 84 1-3 K ①	5	0	1	1	0	2	2
12 David DeJesus, L (1, 9) OBP: 0.278, SLG: 0.188		B SI 93 B FF 92 X SI 93 2-0 G6-3 ②	C FF 92 X FF 92 0-1 2-3 3-H 1B		B CH 81 C FF 89 B CU 75 B CH 82 B FF 89 4-1 8 G6-4-3 BB			B SI 85 X SI 85 1-0 5 G6-4-3 1B		B FF 92 C CH 85 B FF 91 F FF 92 C FF 91 2-3 K ②	4	0	2	1	1	1	0
8 Kurt Suzuki, R (1, 2) OBP: 0.333, SLG: 0.385		C SI 92 B CH 85 F FF 92 X SL 85 1-2 2B	B CH 86 1 SAFE F CH 85 B SI 91 X CH 85 2-1 G5-3 ③		1 SAFE C SL 82 C CH 82 X SL 83 0-2 G6-4-3 ①② 1-2f			1 SAFE 1 SAFE S SI 86 C SI 86 B CH 82 S SL 79 1-3 K ①		C FF 91 H CH 84 1-1 5 1B HBP	4	0	1	0	0	1	4
5 Kevin Kouzmanoff, R (1, 5) OBP: 0.250, SLG: 0.333		B SL 85 C FF 92 B SI 93 F SL 84 F FF 93 B SL 85 X SL 84 3-2 G6-3 ③		F SI 90 B FF 92 X CU 78 1-1 21 1B 2B	S FF 90 F SL 83 B FF 90 B SL 82 S CH 83 2-3 K ③			B SL 79 1 SAFE B CH 81 F CH 81 X SI 87 2-1 G6-4-3 ②③ 1-2f		1 SAFE B SL 84 F FF 92 1 SAFE C SI 92 B SI 92 B FF 92 X SL 83 3-2 1-3 1B	5	1	2	0	0	1	2
21 Andy LaRoche, R (1, 6) OBP: 0.667, SLG: 1.000 2 Cliff Pennington, S (6, 6) OBP: 0.111, SLG: 0.111			C SI 91 X FF 92 0-1 4 G4-3 28 2B 2B	X CH 84 0-0 28 BB 10 BB 16 SF8 2-H 1B		B FF 89 C SL 81 S CH 81 F FF 90 S CU 77 1-3 K2-3 ①			B FF 88 C FF 88 B CH 82 X FF 88 2-1 F8 ①	F FF 92 C FF 92 B FF 91 B CH 85 B CH 85 S CH 85 3-3 K ③	3 2	2 0	2 0	1 0	0 0	1 1	0 2
Inning Stats	R: 0 E: 0 K: 1 S: 11 H: 1 LOB: 1 BB: 0 P: 17	R: 0 E: 0 K: 0 S: 11 H: 1 LOB: 1 BB: 0 P: 19	R: 3 E: 0 K: 1 S: 18 H: 5 LOB: 2 BB: 0 P: 27	R: 2 E: 0 K: 1 S: 11 H: 2 LOB: 2 BB: 2 P: 20	R: 0 E: 0 K: 1 S: 7 H: 0 LOB: 0 BB: 1 P: 13	R: 0 E: 0 K: 2 S: 9 H: 0 LOB: 0 BB: 0 P: 13	R: 0 E: 0 K: 2 S: 13 H: 0 LOB: 0 BB: 0 P: 19	R: 0 E: 0 K: 1 S: 6 H: 1 LOB: 0 BB: 0 P: 10	R: 0 E: 0 K: 0 S: 9 H: 1 LOB: 1 BB: 0 P: 14	R: 1 E: 0 K: 3 S: 19 H: 2 LOB: 2 BB: 0 P: 31	1B: 6 2B: 6 3B: 0 HR: 1	SF: 1 SAC: 0 DP: 2 HBP: 1					

PITCHER		IP	WLS	BF	H	R	ER	SO	BB	IBB	HBP	BLK	WP	HR	S	P	ERA	WHIP
37 Jo-Jo Reyes, L ERA: 13.5	(1, 1)	3.1		20	9	5	5	3	1	0	0	0	0	0	47	75	13.50	3.000
33 Carlos Villanueva, R ERA:	(4, 1)	2.2		9	0	0	0	3	2	0	0	0	0	0	20	34	0.00	0.750
25 David Purcey, L ERA:	(7, 1)	1.0		3	0	0	0	2	0	0	0	0	0	0	13	19	0.00	0.000
57 Shawn Camp, R ERA:	(8, 1)	1.0		3	1	0	0	1	0	0	0	0	0	0	6	10	0.00	1.000
60 Jon Rauch, R ERA: 4.5	(9, 1)	1.0		4	1	0	0	0	0	0	0	0	0	0	9	14	0.00	1.000

PITCHER		IP	WLS	BF	H	R	ER	SO	BB	IBB	HBP	BLK	WP	HR	S	P	ERA	WHIP
54 Jason Frasor, R ERA: 3.0	(10, 1)	1.0	W	6	2	1	1	3	0	0	1	0	0	1	19	31	9.00	2.000

TOP

Oakland Athletics @ Toronto Blue Jays

Rogers Centre, Toronto, ON

Tue Apr 05 2011, 7:09 PM - 10:02 PM EDT

Att. 11,077 - Roof Closed - 68 F

livebaseballscorecards.com

AB	40
R	6
H	13
RBI	6
BB	3
SO	12
LOB	16

WP: 0	PA: 45		
PB: 0			
SB: 0			
CS: 0			

Batter	1	2	3	4	5	6	7	8	9	10	AB	R	H	RBI	BB	SO	LOB
11 Rajai Davis, R (1, 8) OBP: 0.300, SLG: 0.400	C SI 90 F SI 90 X SI 91 0-2 G4-3 ①			B SI 91 C FC 90 X CU 79 1-1 G6-3 ①		B CU 80 X SI 91 1-0 5 1B 26 SF5 2B	F FC 90 F CU 78 X FC 91 0-2 P3 ②			F SI 90 F SI 91 B SL 86 F SL 85 X CU 81 1-2 5 HR 1B	5	2	2	0	0	0	0
5 Yunel Escobar, R (1, 6) OBP: 0.421, SLG: 0.688	B SI 91 X SI 91 1-0 G4-3 ②			F SI 92 X SI 92 0-1 26 1B 2 FC6-4 1B		B SI 91 2 SAFE X SI 92 1-0 26 SF5 2 1B 2-3 1B	B CU 77 S FC 89 F CU 80 C SI 91 1-3 K ③			X SI 91 0-0 1-H HR	5	3	3	2	0	1	0
26 Adam Lind, L (1, 3) OBP: 0.368, SLG: 0.529	C SI 92 X CU 80 0-1 G3-1 ③			B SI 91 F SI 91 B FC 89 F SI 92 X FC 89 2-2 2 FC6-4 1-3 1B		X SI 91 0-0 SF5 ① 1-2 3-H		F CU 78 C SI 89 F FC 91 X FC 89 0-2 1B			3	0	2	1	0	0	0
2 Aaron Hill, R (1, 4) OBP: 0.176, SLG: 0.267		C SI 91 X SI 92 0-1 L5 ①		B SI 92 F FC 90 B CU 80 X SI 93 2-1 FC6-4 ② 20 S 1-2f 3-H		B SI 92 B SI 92 X SI 92 2-0 20 E 10 2B 2-H 1B		X SI 90 0-0 L5 ①			4	1	1	2	0	0	2
20 Juan Rivera, R (1, 9) OBP: 0.333, SLG: 0.091		B SI 91 B SI 91 B SI 92 B SI 93 4-0 10 G5-4-3 BB		D CU 79 C SI 93 B CU 80 B SI 93 X FC 90 3-1 G5-3 ③ 1-2		1 SAFE B CU 80 X CU 79 1-0 E5 10 2B 45 G4-3 1-2		X FC 89 0-0 P4 ②			3	1	0	0	1	0	3
10 Edwin Encarnación, R (1, 10) OBP: 0.176, SLG: 0.250		C SI 92 X SI 92 0-1 G5-4-3 ②③ 1-2f			B SI 91 B SI 91 X SI 92 2-0 F7 ①	B CU 79 X SI 92 1-0 45 G4-3 1-3 2-H 2B		F FC 89 X FC 90 0-1 P4 ③			4	0	1	1	0	0	2
45 Travis Snider, L (1, 7) OBP: 0.357, SLG: 0.333			B CU 80 X SI 91 1-0 P5 ①		F SI 92 B FS 84 F FS 84 X FC 91 1-2 P5 ②	F CU 79 B SI 92 X SI 92 1-1 G4-3 ② 2-3 3-H			C SL 83 B SI 89 C SI 88 S CU 71 1-3 K ①	4	0	0	1	0	1	1
28 Jayson Nix, R (1, 5) OBP: 0.500, SLG: 0.833			B SI 90 X SI 91 1-0 F9 ②		S FC 90 C SI 92 B CU 84 X 1-2 1B	C CU 79 X SI 92 0-1 F8 ③			C SI 89 X CH 80 0-1 P3 ②	4	0	1	0	0	0	1
8 José Molina, R (1, 2) OBP: 0.375, SLG: 0.714			B SI 92 X SI 91 1-0 G6-3 ③		1 SAFE 1 SAFE F SI 92 F SI 92 B CU 82 S CU 81 1-3 K ③		C SI 89 X SI 90 0-1 L9 ①		S CH 80 S SI 89 B SI 88 B CU 70 S CH 80 2-3 K ③	4	0	0	0	0	2	1
Inning Stats	R: 0 E: 0 K: 0 S: 6 H: 0 LOB: 0 BB: 0 P: 7	R: 0 E: 0 K: 0 S: 4 H: 0 LOB: 0 BB: 1 P: 8	R: 0 E: 0 K: 0 S: 3 H: 0 LOB: 0 BB: 0 P: 6	R: 1 E: 0 K: 0 S: 11 H: 2 LOB: 1 BB: 0 P: 19	R: 0 E: 0 K: 1 S: 10 H: 1 LOB: 1 BB: 0 P: 15	R: 4 E: 2 K: 0 S: 10 H: 4 LOB: 1 BB: 0 P: 17	R: 0 E: 0 K: 1 S: 8 H: 0 LOB: 0 BB: 0 P: 9	R: 0 E: 0 K: 0 S: 8 H: 1 LOB: 1 BB: 0 P: 8	R: 0 E: 0 K: 2 S: 8 H: 0 LOB: 0 BB: 0 P: 11	R: 2 E: 0 K: 0 S: 5 H: 2 LOB: 0 BB: 0 P: 6	1B: 7 2B: 2 3B: 0 HR: 1 SF: 1 SAC: 0 DP: 1 HBP: 0	WP: 0 PB: 0 SB: 1 CS: 0 PA: 38					

PITCHER	IP	WLS	BF	H	R	ER	SO	BB	IBB	HBP	BLK	WP	HR	S	P	ERA	WHIP
32 Brandon McCarthy, R (1, 1) ERA: 4.5	8.0		33	8	5	4	2	1	0	0	0	0	0	60	89	4.50	1.125
13 Jerry Blevins, L (9, 1) ERA: 2.45	1.0		3	0	0	0	2	0	0	0	0	0	0	8	11	0.00	0.000
50 Grant Balfour, R (10, 1) ERA: 10.8	0.0	L	2	2	2	2	0	0	0	0	0	0	1	5	6	∞	∞

PITCHER	IP	WLS	BF	H	R	ER	SO	BB	IBB	HBP	BLK	WP	HR	S	P	ERA	WHIP

BOTTOM

Oakland Athletics @ Toronto Blue Jays

Rogers Centre, Toronto, ON

Tue Apr 05 2011, 7:09 PM - 10:02 PM EDT

Att. 11,077 - Roof Closed - 68 F

livebaseballscorecards.com

AB	36
R	7
H	10
RBI	7
BB	1
SO	4
LOB	10

Batter	1	2	3	4	5	6	7	8	9	AB	R	H	RBI	BB	SO	LOB
4 Coco Crisp, S (1, 8) OBP: 0.364, SLG: 0.619	C FF 90 B SI 90 B SI 89 F FC 89 B SL 86 X SL 85 3-2 ① G3-1		C SL 84 X SL 84 0-1 ② L5		B FF 90 C FC 88 C SI 88 B FC 91 X SI 88 2-2 10 1B 3B		S SI 91 F SI 92 B SI 91 X SL 84 1-2 ③ G5-3 1-2			4	1	1	0	0	0	2
10 Daric Barton, L (1, 3) OBP: 0.364, SLG: 0.333	C FF 90 X CH 83 0-1 ② F9		C FC 89 S SL 84 B CU 77 1 SAFE B SL 84 B SI 90 3-2 ③ CS 1-2	C SL 84 B SI 89 B SL 84 C FC 89 B SI 89 F CH 82 F SL 83 B SI 89 4-2 12 2B 55 2B BB	X SI 89 0-0 ① 3-H 1B			B SI 90 X SI 90 1-0 ① P3		3	1	1	1	1	0	0
12 David DeJesus, L (1, 9) OBP: 0.273, SLG: 0.250	C FC 90 B SL 86 B SI 90 X CH 83 2-1 ③ G1-3			B SI 88 1 SAFE X SL 84 1-0 55 2B 1-3 2B	C SI 89 F SI 89 X FC 91 0-2 ③ G3-4-1			B SI 90 C SL 82 C SL 83 S SL 84 1-3 ② K		4	1	1	0	0	1	1
16 Josh Willingham, R (1, 7) OBP: 0.250, SLG: 0.632		B FF 89 B SL 83 S SL 83 X CH 81 2-1 ① G6-3		B CH 80 F CH 81 B FF 89 S SL 83 X SL 84 2-2 ① P3		C FF 89 F FF 90 B FF 90 C SL 84 1-3 ① K		B SI 91 B SI 90 F SI 91 C SI 90 B SL 85 C SL 83 3-3 ③ K		4	0	0	0	0	2	2
55 Hideki Matsui, L (1, 10) OBP: 0.200, SLG: 0.333		F SI 89 S SL 86 C SL 86 0-3 ② K		X CH 82 0-0 8 L8 2-H 3-H 2B		C SL 84 C SI 90 C SL 85 0-3 ② K			S SI 89 C SI 90 S SL 83 0-3 ① K2-3	4	0	1	2	0	3	0
8 Kurt Suzuki, R (1, 2) OBP: 0.316, SLG: 0.313		B SI 90 B FC 91 B CH 84 B SI 89 4-0 BB		B SI 89 C FF 89 B FF 89 X SL 84 2-1 ② L8 2-3		C FF 90 B SI 89 S SI 90 B FC 91 S SI 91 2-3 ③ K			C FF 88 B FF 89 F FF 89 X SL 85 1-2 ② F9	3	0	0	0	1	1	1
14 Mark Ellis, R (1, 4) OBP: 0.250, SLG: 0.263		S CH 83 B SL 84 F CH 81 C SI 91 1-3 ③ K		S SL 83 C FF 90 X SI 90 0-2 ③ G1-3			B FC 88 B FC 88 B SL 87 C FC 88 X FC 88 3-1 ① P4		C FF 90 F SL 84 X FF 89 0-2 ③ F9	4	0	0	0	0	1	2
21 Andy LaRoche, R (1, 5) OBP: 0.500, SLG: 0.667 (7, 6)			B SL 82 C SL 82 B SI 89 S SL 83 B FF 90 S SL 83 3-3 ① K		X FF 88 0-0 ① G6-3		B FC 88 C FC 87 X SI 89 1-1 5 FC4-6 1B			3	0	1	0	0	1	0
2 Cliff Pennington, S (1, 6) OBP: 0.182, SLG: 0.182 5 Kevin Kouzmanoff, R (7, PH) OBP: 0.235, SLG: 0.313 (7, 5)			B FC 90 X FC 89 1-0 10 CS 1B		C FF 88 B SI 87 B SL 83 F SL 82 C FC 90 2-3 ② K		C SI 91 S SI 90 F CH 83 B SI 91 B SL 83 F CH 82 B SI 91 X SI 91 3-2 ② FC4-6 4 WP 1-2f			2 1	0 0	1 0	0 0	0 0	1 0	0 1
Inning Stats	R: 0 E: 0 K: 0 S: 7 H: 0 LOB: 0 BB: 0 P: 12	R: 0 E: 0 K: 2 S: 8 H: 0 LOB: 1 BB: 1 P: 15	R: 0 E: 0 K: 1 S: 8 H: 1 LOB: 0 BB: 0 P: 15	R: 2 E: 0 K: 0 S: 14 H: 2 LOB: 1 BB: 1 P: 23	R: 1 E: 0 K: 1 S: 11 H: 2 LOB: 1 BB: 0 P: 15	R: 0 E: 0 K: 3 S: 9 H: 0 LOB: 0 BB: 0 P: 12	R: 0 E: 0 K: 0 S: 12 H: 1 LOB: 1 BB: 0 P: 20	R: 0 E: 0 K: 2 S: 7 H: 0 LOB: 0 BB: 0 P: 12	R: 0 E: 0 K: 1 S: 9 H: 0 LOB: 0 BB: 0 P: 10	1B: 3 2B: 2 3B: 1 HR: 0 SF: 0 SAC: 0 DP: 0 HBP: 0						

PITCHER		IP	WLS	BF	H	R	ER	SO	BB	IBB	HBP	BLK	WP	HR	S	P	ERA	WHIP
51 Jesse Litsch, R ERA: 4.26	(1, 1)	6.1	W	26	6	3	3	7	2	0	0	0	0	0	61	100	4.26	1.263
34 Marc Rzepczynski, L ERA:	(7, 1)	2.0	H	6	0	0	0	3	0	0	0	0	1	0	18	27	0.00	0.000
60 Jon Rauch, R ERA: 3.38	(9, 1)	0.2	S	2	0	0	0	0	0	0	0	0	0	0	6	7	0.00	0.000

PITCHER	IP	WLS	BF	H	R	ER	SO	BB	IBB	HBP	BLK	WP	HR	S	P	ERA	WHIP

TOP

Oakland Athletics @ Toronto Blue Jays

Rogers Centre, Toronto, ON

Wed Apr 06 2011, 7:10 PM - 9:26 PM EDT

Att. 11,684 - Roof Closed - 68 F

livebaseballscorecards.com

AB	32
R	3
H	6
RBI	3
BB	2
SO	10
LOB	9

WP: 1	PA: 35
PB: 0	
SB: 0	
CS: 1	

Batter	1	2	3	4	5	6	7	8	9	AB	R	H	RBI	BB	SO	LOB
11 Rajai Davis, R (1, 8) OBP: 0.286, SLG: 0.357	B SI 86 B SI 86 F SI 86 X SI 85 2-1 5 CS 1B		X CU 78 0-0 ② L8		C FF 86 S CH 70 F SI 86 X FF 86 0-2 ① P3		S CH 72 C FF 87 B SI 84 B SI 86 B CH 68 S CH 72 3-3 ③ K			4	0	1	0	0	1	0
5 Yunel Escobar, R (1, 6) OBP: 0.500, SLG: 0.842 6 John McDonald, R (7, 6) OBP: 0.500, SLG: 1.000	F SI 86 C FF 88 X CH 72 0-2 ① 26 2B 1-2 1B		C CU 76 B SI 85 X FF 88 1-1 1B		X CU 76 0-0 3B			X SI 82 0-0 26 2B 2 1B 1B		3 1	1 1	3 1	0 0	0 0	0 0	0 0
26 Adam Lind, L (1, 3) OBP: 0.391, SLG: 0.619	B FF 88 1 SAFE X FF 89 1-0 1-H 2B		1 SAFE F FF 86 X CU 80 0-1 ③ G4-3		C FF 88 X FF 86 0-1 ② P6			X CU 77 0-0 2 1B 1-3 2B		4	0	2	1	0	0	2
2 Aaron Hill, R (1, 4) OBP: 0.190, SLG: 0.263	B CH 73 X CH 76 1-0 ② G5-3			C CU 78 F FF 87 F FF 87 X CH 69 0-2 ① P4	D CH 73 F FF 88 X SI 89 1-1 ③ P3			B CU 71 B X SI 84 2-0 10 G6-4-3 2-3 3-H 1B		4	0	1	1	0	0	2
20 Juan Rivera, R (1, 9) OBP: 0.316, SLG: 0.071	B CH 75 C SI 88 X CH 72 1-1 ③ P4			C FF 86 B CH 72 B SI 86 B FF 88 B CH 72 4-1 10 1B 45 HR BB		X SI 85 0-0 ① F8		C SI 84 S CU 73 B CU 74 S CU 74 1-3 ① K		3	1	0	0	1	1	3
10 Edwin Encarnación, R (1, 5) OBP: 0.190, SLG: 0.250		C SI 85 C FF 88 X FF 88 0-2 ① G6-3		C FF 86 B SI 86 B FF 87 C CH 73 X CH 69 2-2 45 HR 1-2 1B	C SI 85 X SI 84 0-1 ② L7			F CU 74 X SI 83 0-1 ②③ G6-4-3 1-2f		4	1	1	0	0	0	2
45 Travis Snider, L (1, 7) OBP: 0.353, SLG: 0.533		C FF 87 F CU 78 F SI 87 X CU 76 0-2 ② G1-3		F SI 86 B FF 87 B FF 88 X FC 80 2-1 1-H 2-H HR	C FF 88 S CH 72 F FF 88 B CH 73 F FF 88 C SI 86 1-3 ③ K					3	1	1	3	0	1	0
9 J.P. Arencibia, R (1, 2) OBP: 0.455, SLG: 1.200		C SI 85 B CH 72 B SI 86 X CH 72 2-1 ③ 1B		X SI 86 0-0 ② F8			F SI 85 F FF 86 X CH 70 0-2 ① G6-3			3	0	1	0	0	0	0
18 Mike McCoy, R (1, 10) OBP: 0.455, SLG: 0.500			B SI 84 X SI 84 1-0 ① G6-3	C SI 85 C CH 73 B FF 88 F CU 76 B CH 67 C FF 85 2-3 ③ K			X SI 84 0-0 ② F8			3	0	0	0	0	1	0
Inning Stats	R: 1 H: 3 E: 0 LOB: 1 K: 0 BB: 0 S: 9 P: 14	R: 0 H: 1 E: 0 LOB: 1 K: 0 BB: 0 S: 9 P: 11	R: 0 H: 1 E: 0 LOB: 1 K: 0 BB: 0 S: 6 P: 8	R: 3 H: 2 E: 0 LOB: 0 K: 1 BB: 1 S: 15 P: 25	R: 0 H: 1 E: 0 LOB: 1 K: 0 BB: 0 S: 9 P: 10	R: 0 H: 0 E: 0 LOB: 0 K: 1 BB: 0 S: 8 P: 9	R: 0 H: 0 E: 0 LOB: 0 K: 1 BB: 0 S: 7 P: 10	R: 1 H: 3 E: 0 LOB: 1 K: 1 BB: 0 S: 8 P: 11		1B: 7 SF: 0 2B: 2 SAC: 0 3B: 1 DP: 1 HR: 1 HBP: 0				WP: 0 PA: 33 PB: 0 SB: 0 CS: 1		

PITCHER		IP	WLS	BF	H	R	ER	SO	BB	IBB	HBP	BLK	WP	HR	S	P	ERA	WHIP
51 Dallas Braden, L ERA: 6.43	(1, 1)	7.0	L	30	10	5	5	3	1	0	0	0	0	1	65	89	6.43	1.571
31 Brad Ziegler, R ERA:	(8, 1)	1.0		3	1	0	0	1	0	0	0	0	0	0	6	9	0.00	1.000

PITCHER	IP	WLS	BF	H	R	ER	SO	BB	IBB	HBP	BLK	WP	HR	S	P	ERA	WHIP

BOTTOM

Oakland Athletics @ Toronto Blue Jays

Rogers Centre, Toronto, ON

Wed Apr 06 2011, 7:10 PM - 9:26 PM EDT

Att. 11,684 - Roof Closed - 68 F

livebaseballscorecards.com

AB	32
R	5
H	11
RBI	5
BB	1
SO	4
LOB	9

Oakland Athletics @ Toronto Blue Jays

Rogers Centre, Toronto, ON

Thu Apr 07 2011, 12:39 PM - 3:11 PM EDT

Att. 19,528 - Roof Closed - 68 F

livebaseballscorecards.com

TOP

Batter	1	2	3	4	5	6	7	8	9	AB	R	H	RBI	BB	SO	LOB
4 Coco Crisp, S (1, 8) OBP: 0.308, SLG: 0.520	C FF 90 F SI 90 F CH 87 S CH 84 0-3 ① K		C CH 82 S CH 84 D CH 84 X CH 82 1-2 ② FC6-4 1-2f			C CH 82 S SI 91 B CH 85 S CU 76 1-3 ① K		F CH 87 F CH 85 B FF 92 B FF 93 S CH 85 2-3 K 28 S 10 S 28 1B 3-H		4	1	0	0	0	3	1
10 Daric Barton, L (1, 3) OBP: 0.385, SLG: 0.381	C FF 91 B SI 91 B FC 90 B FF 91 B SI 92 4-1 28 G6-4-3 BB		X FF 91 0-0 ③ F9			B FF 91 X CH 83 1-0 28 G4-3 2B		1 SAFE P PO 87 1 SAFE C FF 92 B CH 86 C CH 85 C FF 93 2-3 ② K 1-2		3	0	1	0	1	1	2
28 Conor Jackson, R (1, 9) OBP: 0.400, SLG: 0.444	C FF 92 X SI 90 0-1 ②③ G6-4-3 1-2f			B SI 90 B SI 90 F SI 92 B FF 92 X SI 90 3-1 ① L4		B CU 76 C FF 93 F B FF 93 X CH 85 2-2 ② G4-3 2-3		B SI 93 C FF 93 D CH 86 F FF 93 X CH 85 2-2 16 HBP 2-H 1B		4	0	1	1	0	0	2
16 Josh Willingham, R (1, 7) OBP: 0.250, SLG: 0.545		B FF 90 S FF 91 S CH 84 B FF 93 B FF 93 S CH 84 3-3 ① K		B SI 93 B FF 93 X FF 91 2-0 ② P6		B CH 84 D CH 85 S CH 83 S CH 82 F CU 77 C CU 77 2-3 ③ K		B FF 92 B FF 92 T FF 92 T FF 92 H CH 85 3-2 5 FC6-4 1-2 HBP		3	0	0	0	0	2	1
5 Kevin Kouzmanoff, R (1, 5) OBP: 0.190, SLG: 0.250		F CH 84 B FC 92 X SI 91 1-1 ② G1-3		B SI 92 C FF 92 X FF 91 1-1 ③ G3			F SI 90 B CU 75 B FF 91 F FF 93 S CU 74 2-3 ① K	T CH 80 F SL 79 X SL 78 0-2 ③ FC6-4 1-2f		4	0	0	0	0	1	2
55 Hideki Matsui, L (1, 10) OBP: 0.263, SLG: 0.333 15 Ryan Sweeney, L (9, PR) (9, 10)		C FF 92 B SI 93 B FF 93 B CH 86 B FF 93 4-1 8 FC4 BB			X FF 91 0-0 ① L8		C SI 92 B SI 93 X FF 93 1-1 ② G4-3		B FF 94 C FF 92 F SI 94 F FF 94 X FF 93 1-2 14 1B 1B	3 0	0 0	1 0	0 0	1 0	0 0	0 0
8 Kurt Suzuki, R (1, 2) OBP: 0.304, SLG: 0.350		X SI 92 0-0 ③ FC4 1-2f			B SI 91 C FF 93 X FF 91 1-1 2B		B SI 91 B FF 92 C FF 92 S SI 91 F CH 85 F CU 77 X CH 84 2-2 ③ F8		B SI 92 S FF 92 F SI 94 S FF 91 S FF 93 1-3 ① K	4	0	1	0	0	1	2
21 Andy LaRoche, R (1, 4) OBP: 0.444, SLG: 0.667 14 Mark Ellis, R (8, 4) OBP: 0.286, SLG: 0.300			C SI 90 T CH 85 F CH 86 X FF 91 0-2 ① F9		B CH 82 S CH 83 F FF 91 X CH 84 1-2 ② G5-3			X SI 91 0-0 2 SH1-4 4 WP 2B	X FC 90 0-0 ② 1-3 1B	3 1	1 0	1 1	0 0	0 0	0 0	1 0
2 Cliff Pennington, S (1, 6) OBP: 0.214, SLG: 0.214			B FF 91 X FF 90 1-0 4 FC6-4 1B		X FF 91 0-0 ③ G4-3			B CH 84 C SI 89 X CH 81 1-1 ① SH1-4 2-3	B FF 91 F FF 90 1 SAFE B SI 92 X SI 92 2-1 ③ P3	3	0	1	0	0	0	2
Inning Stats	R: 0 E: 0 K: 1 S: 7 H: 0 LOB: 0 BB: 1 P: 11	R: 0 E: 0 K: 1 S: 7 H: 0 LOB: 1 BB: 1 P: 15	R: 0 E: 0 K: 0 S: 9 H: 1 LOB: 1 BB: 0 P: 11	R: 0 E: 0 K: 0 S: 5 H: 0 LOB: 0 BB: 0 P: 11	R: 0 E: 0 K: 0 S: 7 H: 1 LOB: 1 BB: 0 P: 9	R: 0 E: 0 K: 2 S: 11 H: 1 LOB: 1 BB: 0 P: 17	R: 0 E: 0 K: 1 S: 10 H: 0 LOB: 0 BB: 0 P: 15	R: 2 E: 0 K: 2 S: 18 H: 2 LOB: 2 BB: 0 P: 27	R: 0 E: 0 K: 1 S: 10 H: 2 LOB: 1 BB: 0 P: 14	1B: 4 2B: 3 3B: 0 HR: 0 SF: 0 SAC: 1 DP: 1 HBP: 1						

	AB	32
	R	2
	H	7
	RBI	1
	BB	2
	SO	8
	LOB	13

WP: 1 PA: 36
PB: 0
SB: 2
CS: 0

PITCHER		IP	WLS	BF	H	R	ER	SO	BB	IBB	HBP	BLK	WP	HR	S	P	ERA	WHIP
24 Ricky Romero, L ERA: 1.32	(1, 1)	7.1		27	4	1	1	5	2	0	0	0	0	0	59	93	1.23	0.818
54 Jason Frasor, R ERA: 5.4	(8, 1)	0.1	L	4	1	1	1	2	0	0	1	0	1	0	12	20	27.00	3.000
57 Shawn Camp, R ERA:	(8, 1)	0.1		1	0	0	0	0	0	0	0	0	0	0	3	3	0.00	0.000
25 David Purcey, L ERA:	(9, 1)	0.1		2	1	0	0	1	0	0	0	0	0	0	7	9	0.00	3.000
44 Casey Janssen, R ERA:	(9, 1)	0.2		2	1	0	0	0	0	0	0	0	0	0	3	5	0.00	1.500

PITCHER	IP	WLS	BF	H	R	ER	SO	BB	IBB	HBP	BLK	WP	HR	S	P	ERA	WHIP

Oakland Athletics @ Toronto Blue Jays

Rogers Centre, Toronto, ON

Thu Apr 07 2011, 12:39 PM - 3:11 PM EDT

Att. 19,528 - Roof Closed - 68 F

livebaseballscorecards.com

BOTTOM

Batter	1	2	3	4	5	6	7	8	9	AB	R	H	RBI	BB	SO	LOB
11 Rajai Davis, R (1, 8) OBP: 0.222, SLG: 0.278	B SI 89 C SI 88 B SI 90 X SI 89 2-1 ① F8	X KC 77 0-0 ③ F8				F SI 89 B KC 78 B CH 82 F SI 90 S KC 78 2-3 ② K2-3 2-3			C SI 89 S CH 72 C SI 88 0-3 ① K	4	0	0	0	0	2	1
28 Jayson Nix, R (1, 5) OBP: 0.417, SLG: 0.600	C SI 89 F KC 78 B SI 91 S KC 78 1-3 ② K			C SI 87 C SI 89 B CH 83 X KC 79 1-2 ① G6-3		S KC 78 D KC 79 X SI 90 1-1 26 S 1B 3-H			B SI 89 B SI 88 X SI 89 2-0 ② F9	4	0	1	1	0	1	0
26 Adam Lind, L (1, 3) OBP: 0.370, SLG: 0.560 18 Mike McCoy, R (9, PR) OBP: 0.455, SLG: 0.500	B SI 88 B CH 82 X SI 90 2-0 ③ G3			X KC 78 0-0 ② G3		1 SAFE 1 SAFE D CH 80 B CH 80 C KC 76 F KC 78 F SI 92 X CH 82 2-2 ③ F9 1-2			F SI 89 B CH 75 X SI 89 1-1 1B	4 0	0 0	1 0	0 0	0 0	0 0	1 0
2 Aaron Hill, R (1, 4) OBP: 0.200, SLG: 0.261		C SI 88 X SI 89 0-1 10 G6-3 10 S 1B		C KC 77 F KC 78 F SI 91 B CH 82 F KC 78 X CH 81 1-2 ③ G6-3			M CH 79 F KC 78 B KC 78 S CH 80 1-3 ① K		1 SAFE X SI 88 0-0 ③ F9	4	0	1	0	0	1	1
20 Juan Rivera, R (1, 9) OBP: 0.273, SLG: 0.059		1 SAFE F SI 88 B KC 78 F SI 89 D KC 78 1 SAFE F SI 90 X CH 82 2-2 ① F7			C KC 76 X SI 89 0-1 ① G6-3		F SI 90 X SI 90 0-1 ② G4-3			3	0	0	0	0	0	1
10 Edwin Encarnación, R (1, 10) OBP: 0.167, SLG: 0.217		1 SAFE B SI 90 X SI 89 1-0 ② G6-3 1-3			S KC 77 B SI 89 F SI 88 B SI 90 B CH 81 F SI 88 S SI 89 3-3 ② K		X SI 88 0-0 ③ F8			3	0	0	0	0	1	1
45 Travis Snider, L (1, 7) OBP: 0.300, SLG: 0.444		C KC 79 C SI 89 B SI 89 S KC 80 1-3 ③ K			B CH 82 B SI 90 S CH 81 B SI 90 F SI 88 X SI 90 3-2 ③ F7			B KC 75 S SI 87 S KC 78 B CH 80 X KC 77 2-2 ① G3-1		3	0	0	0	0	1	1
9 J.P. Arencibia, R (1, 2) OBP: 0.429, SLG: 1.077			B KC 77 B SI 88 B SI 89 C CH 83 X SI 89 3-1 ① G5-3			B CH 80 B SI 89 X SI 88 2-0 11 WP 28 1B 2B		B SI 88 B KC 77 C SI 87 X KC 78 2-1 ② G6-3		3	1	1	0	0	0	0
6 John McDonald, R (1, 6) OBP: 0.200, SLG: 0.250			C SI 89 B KC 77 B KC 78 F SI 88 C SI 90 2-3 ② K			L SI 89 C SI 89 L KC 78 0-3 ① K		B KC 78 C SI 89 C SI 89 B KC 78 B SI 90 F SI 90 X SI 90 3-2 ③ G5-3		3	0	0	0	0	2	1
Inning Stats	R: 0 E: 0 K: 1 S: 6 H: 0 LOB: 0 BB: 0 P: 11	R: 0 E: 0 K: 1 S: 10 H: 1 LOB: 1 BB: 0 P: 14	R: 0 E: 0 K: 1 S: 6 H: 0 LOB: 0 BB: 0 P: 11	R: 0 E: 0 K: 0 S: 9 H: 0 LOB: 0 BB: 0 P: 11	R: 0 E: 0 K: 1 S: 9 H: 0 LOB: 0 BB: 0 P: 15	R: 1 E: 0 K: 2 S: 13 H: 2 LOB: 1 BB: 0 P: 20	R: 0 E: 0 K: 1 S: 6 H: 0 LOB: 0 BB: 0 P: 7	R: 0 E: 0 K: 0 S: 9 H: 0 LOB: 0 BB: 0 P: 16	R: 0 E: 0 K: 1 S: 7 H: 1 LOB: 1 BB: 0 P: 10	1B: 3 2B: 1 3B: 0 HR: 0 SF: 0 SAC: 0 DP: 0 HBP: 0						

	AB	31
	R	1
	H	4
	RBI	1
	BB	0
	SO	8
	LOB	7

PITCHER	IP	WLS	BF	H	R	ER	SO	BB	IBB	HBP	BLK	WP	HR	S	P	ERA	WHIP
53 Trevor Cahill, R (1, 1) ERA: 1.42	8.0	W	27	3	1	1	7	0	0	0	0	1	0	68	105	1.12	0.375
57 Brian Fuentes, L (9, 1) ERA: 9.0	1.0	S	4	1	0	0	1	0	0	0	0	0	0	7	10	0.00	1.000

PITCHER	IP	WLS	BF	H	R	ER	SO	BB	IBB	HBP	BLK	WP	HR	S	P	ERA	WHIP

Toronto Blue Jays @ Los Angeles Angels

Angel Stadium of Anaheim, Anaheim, CA

Fri Apr 08 2011, 7:08 PM - 9:42 PM PDT

Att. 43,853 - Cloudy - 54 F

TOP

livebaseballscorecards.com

Batter	1	2	3	4	5	6	7	8	9	AB	R	H	RBI	BB	SO	LOB
11 Rajai Davis, R (1, 8) OBP: 0.182, SLG: 0.227	F FF 92 B FF 92 S FF 94 X FF 94 1-2 ① F9			B SL 79 T FF 90 B SL 79 X FF 90 2-1 ① F8		M SL 80 C SL 80 X FF 89 0-2 ① F9		C FF 91 C FF 90 S SL 80 0-3 ② K		4	0	0	0	0	1	1
28 Jayson Nix, R (1, 5) OBP: 0.375, SLG: 0.714	X FF 92 0-0 ② F9			C FF 92 B SL 81 B SL 79 F FF 92 C FF 91 2-3 ② K		1 SAFE C SL 81 X FF 90 0-1 ② F7		B FF 91 B FF 89 X FF 92 2-0 HR		4	1	1	1	0	1	1
19 José Bautista, R (1, 9) OBP: 0.526, SLG: 0.800	C FF 93 B FF 92 C SL 83 S FF 93 1-3 ③ K			S SL 82 X FF 92 0-1 ③ F8		C SL 83 X SL 82 0-1 26 2B 1-3 1B		B SL 82 F FF 92 S SL 82 D SL 81 C FF 93 2-3 ③ K		4	1	1	0	0	2	0
26 Adam Lind, L (1, 3) OBP: 0.355, SLG: 0.552		C FF 90 B FF 90 B FF 92 F FF 92 X SL 80 2-2 ① L3			X FF 91 0-0 ① F8	X SL 80 0-0 1-H 3-H 2B			B SI 92 X CH 81 1-0 ① P6	4	0	1	2	0	0	0
2 Aaron Hill, R (1, 4) OBP: 0.207, SLG: 0.259		B FF 92 F FF 92 C SL 83 X SL 80 1-2 ② F7			B FF 89 C SL 79 X FF 91 1-1 20 BLK 1B	C FF 91 S FF 92 B SL 81 D SL 82 C FF 94 2-3 ③ K			C SI 93 B SI 96 B SL 88 X CH 81 2-1 ② G6-3	4	0	1	0	0	1	1
20 Juan Rivera, R (1, 10) OBP: 0.308, SLG: 0.143 18 Mike McCoy, R (9, PR) OBP: 0.455, SLG: 0.500 (9, 10)		F FF 94 B SL 83 C SL 83 B FF 93 F FF 93 X SL 83 2-2 ③ G6-3			C SL 81 S SL 81 B FF 91 S SL 82 1-3 ② K 1-2		X FF 91 0-0 45 G4-6-3 1B		B SL 87 B SI 94 F SI 95 X CH 81 2-1 45 S 1B	4 0	0 0	2 0	0 0	0 0	1 0	1 0
45 Travis Snider, L (1, 7) OBP: 0.292, SLG: 0.381			X FF 92 0-0 ① F8		D SI 92 S SL 80 F FF 92 B FF 92 F FF 90 D SL 82 B SL 83 4-2 BB		C FF 92 B FF 91 1 SAFE F FF 91 D FF 90 D SL 83 F FF 92 F FF 91 X FF 92 3-2 ① ② G4-6-3 1-2f		1 SAFE 1 SAFE C CH 82 C SI 96 B SI 96 X CH 83 1-2 ③ G3 1-2	3	0	0	0	1	0	2
8 José Molina, R (1, 2) OBP: 0.273, SLG: 0.500			B FF 92 C FF 89 S FF 92 X FF 91 1-2 ② F8		C SL 82 B SL 82 X SL 82 1-1 ③ G6-3		F FF 92 X FF 91 0-1 ③ F7			3	0	0	0	0	0	2
6 John McDonald, R (1, 6) OBP: 0.250, SLG: 0.286			C FF 91 B FF 91 F FF 92 S SL 80 1-3 ③ K			X CH 88 0-0 19 1B 26 2B 1B		X FF 90 0-0 ① G5-3		3	1	1	0	0	1	0
Inning Stats	R: 0 E: 0 K: 1 S: 7 H: 0 LOB: 0 BB: 0 P: 9	R: 0 E: 0 K: 0 S: 10 H: 0 LOB: 0 BB: 0 P: 15	R: 0 E: 0 K: 1 S: 7 H: 0 LOB: 0 BB: 0 P: 9	R: 0 E: 0 K: 1 S: 7 H: 0 LOB: 0 BB: 0 P: 11	R: 0 E: 0 K: 1 S: 11 H: 1 LOB: 2 BB: 1 P: 18	R: 2 E: 0 K: 1 S: 12 H: 3 LOB: 1 BB: 0 P: 14	R: 0 E: 0 K: 0 S: 8 H: 1 LOB: 0 BB: 0 P: 11	R: 1 E: 0 K: 2 S: 8 H: 1 LOB: 0 BB: 0 P: 12	R: 0 E: 0 K: 0 S: 8 H: 1 LOB: 2 BB: 0 P: 14	1B: 5 2B: 1 3B: 0 HR: 1 SF: 0 SAC: 0 DP: 1 HBP: 0						

	AB	33
	R	3
	H	7
	RBI	3
	BB	1
	SO	7
	LOB	8

WP: 0 PB: 0 SB: 1 CS: 0 PA: 34

PITCHER	IP	WLS	BF	H	R	ER	SO	BB	IBB	HBP	BLK	WP	HR	S	P	ERA	WHIP
54 Ervin Santana, R (1, 1) ERA: 3.68	8.0	L	30	6	3	3	7	1	0	0	1	0	1	70	99	3.38	0.875
56 Fernando Rodney, R (9, 1) ERA: 7.71	1.0		4	1	0	0	0	0	0	0	0	0	0	8	14	0.00	1.000

PITCHER	IP	WLS	BF	H	R	ER	SO	BB	IBB	HBP	BLK	WP	HR	S	P	ERA	WHIP

BOTTOM

Batter	1	2	3	4	5	6	7	8	9	AB	R	H	RBI	BB	SO	LOB
13 Maicer Izturis, S (1, 6) OBP: 0.387, SLG: 0.517	C SI 95 B FF 95 B FF 94 B SI 94 B SI 96 4-1 53 CS BB		B SI 92 B CH 84 B FF 93 C FF 92 C FF 93 F CH 86 B SI 94 4-2 47 1B 48 1B BB		B SI 89 F FF 90 F CH 84 B FC 89 F CU 81 B CH 84 X SI 91 3-2 2B		C FF 90 F FF 91 X CU 78 0-2 ② G6-3			2	1	1	0	2	0	0
47 Howie Kendrick, R (1, 4) OBP: 0.515, SLG: 0.857	B SI 96 C FF 94 S SI 95 B SI 96 S FF 92 2-3 ① K		C FC 92 C FF 94 X FC 91 0-2 48 1B 1-2 1B		F FF 92 B FF 91 B SI 92 F SI 92 X SI 93 2-2 1B		C FC 91 F FF 92 F FF 93 S FF 91 0-3 ③ K			4	0	2	0	0	2	1
53 Bobby Abreu, L (1, 10) OBP: 0.515, SLG: 0.520	C FF 95 B FC 92 B SI 94 1 SAFE S SI 94 F FF 92 B FF 96 F SI 95 B SI 95 4-2 ② 48 1B 48 E 1-2 BB		B FC 91 F SI 93 D CH 86 F SI 92 B FC 93 X FC 91 3-2 ② F8		C FF 92 B SI 93 B SI 93 F FC 91 B FF 92 F FC 91 S FC 91 3-3 ① K			B SI 93 C FF 94 F SI 94 B FF 94 B FF 94 B SI 92 4-2 48 G6-4-3 BB		2	1	0	0	2	1	4
48 Torii Hunter, R (1, 9) OBP: 0.324, SLG: 0.469	C FC 92 C SI 94 X FC 92 0-2 E9 1-H 1B		X FC 92 0-0 1-3 2-H 1B		C SI 93 B SI 94 F SI 93 X FF 94 1-2 ② P4			X SI 86 0-0 ①② G6-4-3 1-2f		4	0	2	1	0	0	3
10 Vernon Wells, R (1, 7) OBP: 0.152, SLG: 0.129	B SI 95 X SI 94 1-0 ③ G6-3		B SI 93 1 SAFE F SI 93 1 SAFE F FF 93 F FF 94 1 SAFE B SI 93 S SI 94 2-3 ③ K		F FF 93 C FF 93 S CU 82 0-3 ③ K			B SI 87 X SI 86 1-0 ③ F9		4	0	0	0	0	2	5
6 Alberto Callaspo, S (1, 5) OBP: 0.440, SLG: 0.739		C SI 93 B CU 83 B SI 94 S CH 84 B FF 95 B FF 94 4-2 44 G5-4-3 BB		X SI 93 0-0 ① G3		B FF 90 X SI 91 1-0 ① F8			B FF 89 C FF 89 B SL 82 C FF 89 F SL 83 X CH 82 2-2 ① G5-3	3	0	0	0	1	0	0
44 Mark Trumbo, R (1, 3) OBP: 0.280, SLG: 0.400		X SI 93 0-0 ①② G5-4-3 1-2f		C CU 79 S CU 80 B CU 81 X SI 93 1-2 2B		C CU 81 X CU 80 0-1 ② F9			B FF 89 S SL 85 X CU 72 1-1 ② F8	4	0	1	0	0	0	1
16 Hank Conger, L (1, 2) OBP: 0.250, SLG: 0.625 33 Chris Pettit, R (9, PR)		C CH 86 B FC 92 S CH 85 C FF 94 1-3 ③ K		B FF 93 D CH 84 S CH 84 X FC 91 2-1 ② P4		F SI 92 X CU 81 0-1 ③ P6			C CH 83 B SL 86 F CH 83 F SL 83 X FF 90 1-2 1B	4 0	0 0	1 0	0 0	1 0	1 0	1 0
25 Peter Bourjos, R (1, 8) OBP: 0.280, SLG: 0.217			C FF 92 S CU 81 X CU 80 0-2 ① G5-3	B SI 92 X FC 91 1-0 ③ F9			C FC 90 C FC 91 S FF 93 0-3 ① K		B FF 89 1 SAFE C SL 84 S SL 82 S FF 89 1-3 ③ K	4	0	0	0	0	2	2

livebaseballscorecards.com

AB	31
R	2
H	7
RBI	1
BB	5
SO	8
LOB	17

Inning Stats	1	2	3	4	5	6	7	8	9	1B: 5 SF: 0	WP: 0 PA: 36
	R: 1 H: 1 E: 1 LOB: 1 K: 1 BB: 2 S: 12 P: 23	R: 0 H: 0 E: 0 LOB: 0 K: 1 BB: 1 S: 6 P: 11	R: 1 H: 2 E: 0 LOB: 2 K: 1 BB: 1 S: 17 P: 26	R: 0 H: 1 E: 0 LOB: 1 K: 0 BB: 0 S: 7 P: 11	R: 0 H: 2 E: 0 LOB: 2 K: 2 BB: 0 S: 17 P: 26	R: 0 H: 0 E: 0 LOB: 0 K: 0 BB: 0 S: 5 P: 6	R: 0 H: 0 E: 0 LOB: 0 K: 2 BB: 0 S: 10 P: 10	R: 0 H: 0 E: 0 LOB: 0 K: 0 BB: 1 S: 4 P: 9	R: 0 H: 1 E: 0 LOB: 1 K: 1 BB: 0 S: 13 P: 18	2B: 2 SAC: 0 3B: 0 DP: 2 HR: 0 HBP: 0	PB: 0 SB: 0 CS: 1

PITCHER		IP	WLS	BF	H	R	ER	SO	BB	IBB	HBP	BLK	WP	HR	S	P	ERA	WHIP
4 Kyle Drabek, R ERA: 1.38	(1, 1)	6.0		26	6	2	1	5	4	0	0	0	0	0	64	103	1.50	1.667
29 Octavio Dotel, R ERA:	(7, 1)	1.0	W	3	0	0	0	2	0	0	0	0	0	0	10	10	0.00	0.000
25 David Purcey, L ERA:	(8, 1)	0.0		1	0	0	0	0	1	0	0	0	0	0	2	6	∞	∞
57 Shawn Camp, R ERA:	(8, 1)	1.0	H	2	0	0	0	0	0	0	0	0	0	0	2	3	0.00	0.000
60 Jon Rauch, R ERA: 2.45	(9, 1)	1.0	S	4	1	0	0	1	0	0	0	0	0	0	13	18	0.00	1.000

PITCHER	IP	WLS	BF	H	R	ER	SO	BB	IBB	HBP	BLK	WP	HR	S	P	ERA	WHIP

Toronto Blue Jays @ Los Angeles Angels

Angel Stadium of Anaheim, Anaheim, CA

Fri Apr 08 2011, 7:08 PM - 9:42 PM PDT

Att. 43,853 - Cloudy - 54 F

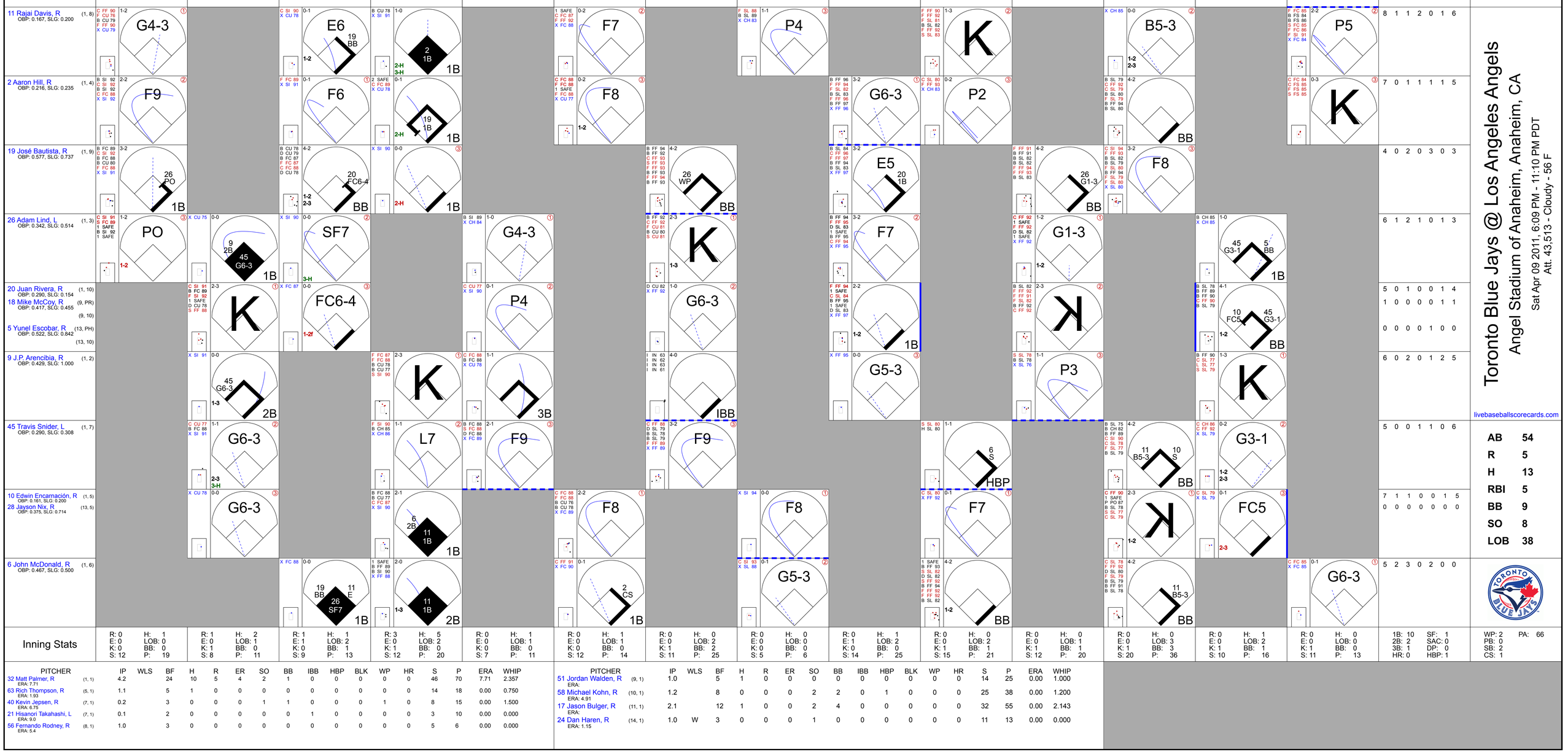

PITCHER		IP	WLS	BF	H	R	ER	SO	BB	IBB	HBP	BLK	WP	HR	S	P	ERA	WHIP
32 Matt Palmer, R (1, 1) ERA: 7.71		4.2		24	10	5	4	2	1	0	0	0	0	0	46	70	7.71	2.357
63 Rich Thompson, R (5, 1) ERA: 1.93		1.1		5	1	0	0	0	0	0	0	0	0	0	14	18	0.00	0.750
40 Kevin Jepsen, R (7, 1) ERA: 6.75		0.2		3	0	0	0	1	1	0	0	0	1	0	8	15	0.00	1.500
21 Hisanori Takahashi, L (7, 1) ERA: 9.0		0.1		2	0	0	0	0	0	1	0	0	0	0	3	10	0.00	0.000
56 Fernando Rodney, R (8, 1) ERA: 5.4		1.0		3	0	0	0	0	0	0	0	0	0	0	5	6	0.00	0.000

PITCHER		IP	WLS	BF	H	R	ER	SO	BB	IBB	HBP	BLK	WP	HR	S	P	ERA	WHIP
51 Jordan Walden, R (9, 1) ERA:		1.0		5	1	0	0	0	0	0	0	0	0	0	14	25	0.00	1.000
58 Michael Kohn, R (10, 1) ERA: 4.91		1.2		8	0	0	0	2	2	0	1	0	0	0	25	38	0.00	1.200
17 Jason Bulger, R (11, 1) ERA:		2.1		12	1	0	0	2	4	0	0	0	0	0	32	55	0.00	2.143
24 Dan Haren, R (14, 1) ERA: 1.15		1.0	W	3	0	0	0	1	0	0	0	0	0	0	11	13	0.00	0.000

Toronto Blue Jays @ Los Angeles Angels

Angel Stadium of Anaheim, Anaheim, CA

Sat Apr 09 2011, 6:09 PM - 11:10 PM PDT

Att. 43,513 - Cloudy - 56 F

livebaseballscorecards.com

BOTTOM

Batter	1	2	3	4	5	6	7	8	9	10	11	12	13	14	AB	R	H	RBI	BB	SO	LOB
13 Maicer Izturis, S (1, 6) OBP: 0.395, SLG: 0.528	G4-3		G6-3, 3-H	G4-3			K			K				2-H	7	1	3	2	0	2	2
47 Howie Kendrick, R (1, 4) OBP: 0.487, SLG: 0.853	HR		G6-3		FC5-4		G6-4-3, 1-2f			G1-6-3		G6-4-3, 1-2f			6	1	2	1	0	0	3
53 Bobby Abreu, L (1, 10) OBP: 0.513, SLG: 0.516	G6-4-3		10 1B, 3-H		F7			K			E5; FC4-2		3 CS		6	1	3	1	0	1	1
48 Torii Hunter, R (1, 9) OBP: 0.350, SLG: 0.474	G6-4-3, 1-2f		10 1B, 1-2		K			L9			FC4-2, 1-3		F7-6-3, 1-1		6	0	3	0	0	1	2
10 Vernon Wells, R (1, 7) OBP: 0.179, SLG: 0.139		BB	1-3, 2-H		FC5-4, 1-2f			G6-3			K, 1-2		F7-6-3, 1-1		5	0	1	1	1	1	5
6 Alberto Callaspo, S (1, 5) OBP: 0.452, SLG: 0.667	G4-6-3, 1-2f			25 SF7		G3			P4					IBB	4	1	1	0	2	0	1
44 Mark Trumbo, R (1, 3) OBP: 0.276, SLG: 0.379	K2-3			25 SF7, 1-3		K			F9		FC4-2, 1-2, 2-3, 3-Hf		CS, 3-H	K2-3	4	0	1	0	0	2	0
16 Hank Conger, L (11, PH) OBP: 0.222, SLG: 0.556															1	0	0	0	0	0	3
3 Brandon Wood, R (12, 3)															1	0	0	0	0	1	0
5 Jeff Mathis, R (1, 2) OBP: 0.217, SLG: 0.478			E7, 25 SH3-4, 13 2B	K		K			F8		K			K	6	1	1	0	0	4	5
25 Peter Bourjos, R (1, 8) OBP: 0.300, SLG: 0.269			SH3-4, 2-3	SF7, 1-2, 3-H			47 G6-4-3, BB			K		G1-3		13 1B	3	1	1	1	1	1	0
Inning Stats	R: 1 E: 0 K: 0 S: 9 H: 2 LOB: 0 BB: 0 P: 12	R: 0 E: 0 K: 1 S: 5 H: 0 LOB: 0 BB: 1 P: 12	R: 3 E: 1 K: 0 S: 18 H: 5 LOB: 2 BB: 0 P: 26	R: 1 E: 0 K: 1 S: 13 H: 2 LOB: 1 BB: 0 P: 18	R: 0 E: 0 K: 1 S: 9 H: 1 LOB: 1 BB: 0 P: 13	R: 0 E: 0 K: 2 S: 8 H: 0 LOB: 0 BB: 0 P: 12	R: 0 E: 0 K: 1 S: 8 H: 0 LOB: 0 BB: 1 P: 15	R: 0 E: 0 K: 1 S: 6 H: 0 LOB: 0 BB: 0 P: 11	R: 0 E: 0 K: 0 S: 5 H: 0 LOB: 0 BB: 0 P: 7	R: 0 E: 0 K: 2 S: 10 H: 0 LOB: 0 BB: 0 P: 12	R: 0 E: 1 K: 2 S: 18 H: 1 LOB: 3 BB: 1 P: 29	R: 0 E: 0 K: 0 S: 7 H: 1 LOB: 0 BB: 0 P: 9	R: 0 E: 0 K: 0 S: 6 H: 2 LOB: 1 BB: 1 P: 10	R: 1 E: 0 K: 2 S: 14 H: 2 LOB: 1 BB: 0 P: 17	1B: 13 2B: 3 3B: 0 HR: 1 SF: 1 SAC: 1 DP: 5 HBP: 0						

	AB	49
	R	6
	H	16
	RBI	6
	BB	4
	SO	13
	LOB	22

WP: 0 PB: 0 SB: 0 CS: 1 PA: 56

PITCHER		IP	WLS	BF	H	R	ER	SO	BB	IBB	HBP	BLK	WP	HR	S	P	ERA	WHIP
27 Brett Cecil, L (1, 1) ERA: 7.2		5.0		23	10	5	5	3	1	0	0	0	0	1	54	81	9.00	2.200
33 Carlos Villanueva, R (6, 1) ERA:		2.0		6	0	0	0	3	1	0	0	0	0	0	16	27	0.00	0.500
34 Marc Rzepczynski, L (8, 1) ERA: 4.15		2.0		6	0	0	0	1	0	0	0	0	0	0	11	18	0.00	0.000
54 Jason Frasor, R (10, 1) ERA: 4.15		1.0		4	0	0	0	2	0	0	0	0	0	0	15	20	0.00	0.000
29 Octavio Dotel, R (11, 1) ERA:		1.0		5	1	0	0	2	0	1	0	0	0	0	13	21	0.00	1.000
57 Shawn Camp, R (12, 1) ERA:		2.0		7	3	0	0	0	0	1	0	0	0	0	13	19	0.00	1.500
60 Jon Rauch, R (14, 1) ERA: 4.15		0.2	L	4	2	1	1	2	0	0	0	0	0	0	14	17	13.50	3.000

Batter	1	2	3	4	5	6	7	8	9	AB	R	H	RBI	BB	SO	LOB
11 Rajai Davis, R (1, 8) OBP: 0.156, SLG: 0.188 6 John McDonald, R (5, 5) OBP: 0.529, SLG: 0.538	C FF 89 S FF 90 B FF 89 B FF 93 S SL 82 2-3 K ①		B FF 92 S FF 92 S SL 81 B FF 92 S SL 82 2-3 K ③			S FF 91 X SL 79 0-1 26 F7 5 1B 2-3 1B		B SI 87 B FF 91 C FF 90 B FF 89 C FF 89 B FF 90 4-2 5 BB		2 0 0 0 0 2 0 1 0 1 0 1 0 0						
5 Yunel Escobar, R (1, 6) OBP: 0.556, SLG: 0.810	B FF 91 C FF 92 B SL 82 S FF 90 C FF 94 2-3 K ②			B SL 81 C SL 80 M SL 81 B SI 93 F FF 93 B FF 84 B FF 92 4-2 19 FC5-4 BB		X CH 79 0-0 26 F7 1-2 3-H 1B		B SL 80 B FF 91 B CH 81 B FF 88 4-0 1-2 BB		2 0 1 1 2 1 0						
19 José Bautista, R (1, 9) OBP: 0.533, SLG: 0.636	B SL 81 B SL 80 C FF 92 B SI 93 B FF 92 4-1 BB			X CH 82 0-0 ① FC5-4 26 1-2f		S SL 80 D SL 80 C CH 81 B FF 93 C CH 77 2-3 K ①		D SL 82 B CH 79 C CH 80 B FF 92 T CH 77 S SL 80 3-3 K ②		3 0 0 0 1 2 5						
26 Adam Lind, L (1, 3) OBP: 0.310, SLG: 0.462	B SI 89 X SI 86 1-0 P6 ③			C CU 74 1 SAFE B SI 91 1 SAFE S SL 76 F CH 78 1 SAFE F SL 78 C SI 94 1-3 K ② ③ 1-2		X CH 80 0-0 F7 ② 1-2 2-3		B SL 78 X FF 90 1-0 G1-3 ③		4 0 0 0 0 1 6						
2 Aaron Hill, R (1, 4) OBP: 0.195, SLG: 0.211		C FF 89 B FF 91 S SL 82 B FF 93 F FF 92 S SL 82 2-3 K ①			C SL 80 F FF 92 F FF 90 B FF 93 S FF 93 1-3 K ①	B CH 77 X FF 92 1-0 P3 ③			C SI 93 B SL 85 X SI 95 1-1 F8 ①	4 0 0 0 0 2 2						
20 Juan Rivera, R (1, 10) OBP: 0.257, SLG: 0.133		S SL 80 B SL 82 X SI 90 1-1 F7 ②			C SL 81 S FF 92 B FF 90 C FF 91 1-3 K ②		X SL 78 0-0 P3 ①		C SI 95 B FF 96 B SL 86 F SI 95 S FF 96 2-3 K ②	4 0 0 0 0 2 0						
45 Travis Snider, L (1, 7) OBP: 0.286, SLG: 0.300 (5, 8)		C CU 73 S CU 75 S SL 76 0-3 K ③			X SL 76 0-0 1B		B CH 77 B SI 89 C SI 90 B SI 91 F SI 90 F SI 92 F SI 90 S CU 73 3-3 K2-3 ②		F FF 97 C CH 84 F FF 98 X CH 85 0-2 G3 ③	4 0 1 0 0 2 0						
28 Jayson Nix, R (1, 5) OBP: 0.316, SLG: 0.588 (5, 7)			B FF 90 C FF 91 C SL 82 F FF 91 B SL 81 C FF 93 2-3 K ①		B FF 89 C FF 89 F SL 80 1 SAFE F FF 93 C SL 81 1-3 K ③		C SL 81 B CH 79 T FF 91 T FF 91 1-2 K ③			3 0 0 0 0 3 1						
8 José Molina, R (1, 2) OBP: 0.286, SLG: 0.538			B FF 91 S SI 92 S SL 82 B SL 83 S SL 80 2-3 K ②			F SL 78 F SL 80 B FF 89 X FF 92 1-2 6 1B 5 1B 2B		F FF 90 C FF 91 B SL 81 F CH 76 B FF 93 B SL 80 X FF 90 3-2 F7 ①		3 1 1 0 0 1 0						
Inning Stats	R: 0 E: 0 K: 2 S: 8 H: 0 LOB: 1 BB: 1 P: 17	R: 0 E: 0 K: 2 S: 9 H: 0 LOB: 0 BB: 0 P: 12	R: 0 E: 0 K: 3 S: 10 H: 0 LOB: 0 BB: 0 P: 16	R: 0 E: 0 K: 1 S: 9 H: 0 LOB: 0 BB: 1 P: 14	R: 0 E: 0 K: 3 S: 12 H: 1 LOB: 1 BB: 0 P: 15	R: 1 E: 0 K: 1 S: 11 H: 3 LOB: 2 BB: 0 P: 15	R: 0 E: 0 K: 2 S: 9 H: 0 LOB: 0 BB: 0 P: 13	R: 0 E: 0 K: 1 S: 10 H: 0 LOB: 2 BB: 2 P: 25	R: 0 E: 0 K: 1 S: 9 H: 0 LOB: 0 BB: 0 P: 12	1B: 3 2B: 1 3B: 0 HR: 0 SF: 0 SAC: 0 DP: 0 HBP: 0						

PITCHER		IP	WLS	BF	H	R	ER	SO	BB	IBB	HBP	BLK	WP	HR	S	P	ERA	WHIP
36 Jered Weaver, R ERA: 0.87	(1, 1)	7.2	W	30	4	1	1	15	4	0	0	0	0	0	77	125	1.17	1.043
21 Hisanori Takahashi, L ERA: 8.1	(8, 1)	0.1	H	1	0	0	0	0	0	0	0	0	0	0	1	2	0.00	0.000
56 Fernando Rodney, R ERA: 4.15	(9, 1)	1.0	S	3	0	0	0	1	0	0	0	0	0	0	9	12	0.00	0.000

PITCHER	IP	WLS	BF	H	R	ER	SO	BB	IBB	HBP	BLK	WP	HR	S	P	ERA	WHIP

TOP

Toronto Blue Jays @ Los Angeles Angels

Angel Stadium of Anaheim, Anaheim, CA

Sun Apr 10 2011, 12:38 PM - 3:24 PM PDT

Att. 43,525 - Sunny - 62 F

livebaseballscorecards.com

AB	30
R	1
H	4
RBI	1
BB	4
SO	16
LOB	14

WP: 0	PA: 34		
PB: 0			
SB: 0			
CS: 0			

BOTTOM

Toronto Blue Jays @ Los Angeles Angels

Angel Stadium of Anaheim, Anaheim, CA

Sun Apr 10 2011, 12:38 PM - 3:24 PM PDT

Att. 43,525 - Sunny - 62 F

livebaseballscorecards.com

Batter	1	2	3	4	5	6	7	8	9	AB	R	H	RBI	BB	SO	LOB
25 Peter Bourjos, R (1, 8) OBP: 0.294, SLG: 0.333	C SI 92 F FF 92 F SL 85 B SL 85 X FF 92 1-2 P5 ①	S FF 92 F SI 92 S FF 93 0-3 K ③		F CH 83 X SI 92 0-1 1-H 3-H 3B			C CU 77 C SL 83 X SL 85 0-2 P4 ②			4	0	1	2	0	1	1
47 Howie Kendrick, R (1, 4) OBP: 0.488, SLG: 0.806	B SI 92 C SI 93 F SI 92 B SI 92 B CH 85 F CH 85 B SI 91 4-2 53 1B 48 1B BB		C CH 84 B CU 78 F SI 91 F SI 92 H FF 92 2-2 HBP	F CH 85 S SL 86 X SL 85 0-2 F9 ③			B SI 92 B CH 84 S SI 91 F SI 92 B FF 91 F SI 92 X SI 92 3-2 G1-3 ③			2	1	0	0	1	0	1
53 Bobby Abreu, L (1, 9) OBP: 0.488, SLG: 0.486	B FF 91 C FF 92 D SL 85 X SI 92 2-1 48 1B 1-3 1B		C FF 91 S SL 84 B FF 92 1 SAFE B FF 92 F SL 84 D SI 93 1 SAFE F FF 91 3-3 S FF 91 K ①		C FF 91 B SI 92 S SL 84 S CU 78 1-3 K ①			C FF 94 X FF 94 0-1 G6-3 ①		4	0	1	0	0	2	1
48 Torii Hunter, R (1, 10) OBP: 0.364, SLG: 0.463	S FF 91 1 SAFE S FF 92 F FF 93 B SL 86 F SL 85 X FF 93 1-2 1-2 3-H 1B		B SI 92 C SI 91 F SI 92 F SL 85 1 SAFE F CH 83 F CH 84 S SL 86 1-3 K ②		C CU 78 S SL 83 B SL 85 X SL 84 1-2 G5-3 ②			C FF 93 B FF 94 B SL 83 B FF 94 B FF 94 4-1 6 BB BB		3	0	1	1	1	1	1
10 Vernon Wells, R (1, 7) OBP: 0.163, SLG: 0.125	S CH 85 C FF 93 B SL 85 F FF 94 X CH 85 1-2 P3 ②		X SI 93 0-0 F9 ③		X FF 85 0-0 F8 ③			F FF 93 1 SAFE 1 SAFE B FF 90 T FF 93 B FF 93 X FF 93 2-2 P4 ②		4	0	0	0	0	0	4
6 Alberto Callaspo, S (1, 5) OBP: 0.457, SLG: 0.633	C CH 86 C SI 92 B FF 93 X CH 86 1-2 F8 ③			B SI 90 F SI 91 F SI 92 F SL 84 F SL 83 F CH 84 X FF 92 1-2 46 F7 44 E 25 3B 1B		X CH 84 0-0 G6-3 ①		B FF 93 B FF 92 1 SAFE 1 SAFE B FF 92 B SI 92 4-0 1-2 BB		3	1	1	0	1	0	2
44 Mark Trumbo, R (1, 3) OBP: 0.273, SLG: 0.364		X FF 90 0-0 F8 ①		F SI 92 X SI 92 0-1 E8 25 3B 1-2		C SI 92 B CU 78 F CU 77 X FF 92 1-2 46 G5-4-3 1B		B SL 85 B SI 92 S FF 92 S FF 92 B CU 79 X CU 79 3-2 F8 ③		4	1	1	0	0	0	3
46 Bobby Wilson, R (1, 2) OBP: 0.143, SLG: 0.143		C SI 92 X CH 85 0-1 G3 ②		B SI 91 B SI 92 C SL 85 F SI 92 F SI 92 X CH 84 2-2 F7 2-3 ①		B SI 93 B SI 92 1 SAFE F CH 84 D SI 92 F SI 93 1 SAFE X SI 92 3-2 G5-4-3 ②③ 1-2f				3	0	0	0	0	0	3
3 Brandon Wood, R (1, 6) OBP: 0.125, SLG: 0.125		C CH 85 X CH 84 0-1 1B		B FF 92 S FF 92 1 SAFE S SI 92 S SL 87 1-3 K ②			F CH 82 B CU 77 F CU 76 B FF 92 S SL 83 2-3 K ①			3	0	1	0	0	2	2
Inning Stats	R: 1 E: 0 K: 0 S: 21 H: 2 LOB: 2 BB: 1 P: 31	R: 0 E: 0 K: 1 S: 8 H: 1 LOB: 1 BB: 0 P: 8	R: 0 E: 0 K: 2 S: 15 H: 0 LOB: 1 BB: 0 P: 21	R: 2 E: 1 K: 1 S: 20 H: 2 LOB: 1 BB: 0 P: 24	R: 0 E: 0 K: 1 S: 7 H: 0 LOB: 0 BB: 0 P: 9	R: 0 E: 0 K: 0 S: 7 H: 1 LOB: 0 BB: 0 P: 11	R: 0 E: 0 K: 1 S: 10 H: 0 LOB: 0 BB: 0 P: 15	R: 0 E: 0 K: 0 S: 9 H: 0 LOB: 2 BB: 2 P: 22		1B: 5 2B: 0 3B: 1 HR: 0	SF: 0 SAC: 0 DP: 1 HBP: 1			WP: 0 PB: 0 SB: 0 CS: 0	PA: 34	

	AB	30
	R	3
	H	6
	RBI	3
	BB	3
	SO	6
	LOB	18

PITCHER		IP	WLS	BF	H	R	ER	SO	BB	IBB	HBP	BLK	WP	HR	S	P	ERA	WHIP
37 Jo-Jo Reyes, L ERA: 5.23	(1, 1)	7.0	L	29	6	3	1	6	1	0	1	0	0	0	88	119	1.29	1.000
25 David Purcey, L ERA:	(8, 1)	0.2		4	0	0	0	0	2	0	0	0	0	0	6	16	0.00	3.000
48 Scott Richmond, R ERA:	(8, 1)	0.1		1	0	0	0	0	0	0	0	0	0	0	3	6	0.00	0.000

PITCHER	IP	WLS	BF	H	R	ER	SO	BB	IBB	HBP	BLK	WP	HR	S	P	ERA	WHIP

Batter	1	2	3	4	5	6	7	8	9	AB	R	H	RBI	BB	SO	LOB
5 Yunel Escobar, R (1, 6) OBP: 0.531, SLG: 0.750	X FF 92 0-0 16 FC4-6 1B	S SI 94 B SI 95 S SI 94 S CH 90 1-3 ② K		B SI 93 S SL 86 B CU 82 F CU 84 B X FF 94 3-2 ① SF8 2-H 3-H		X SI 92 0-0 ② F9		B CU 77 B FF 94 F FF 93 C CU 78 D CU 78 B FF 94 4-2 19 BB 1-2 BB		3	0	1	1	1	1	3
16 Corey Patterson, L (1, 8) OBP: 0.400, SLG: 1.000	L FF 93 D CU 82 X CH 89 1-1 ① FC4-6 19 WP 1-2f	S CU 84 B FF 95 X FF 94 1-1 ③ F8		X CU 78 0-0 19 1B 1B		B FF 91 1 SAFE S FF 92 F FF 92 X SL 85 1-2 1-H HR		S FF 93 X SL 85 0-1 ② F8		5	1	2	2	0	0	5
19 José Bautista, R (1, 9) OBP: 0.571, SLG: 0.640	1 SAFE C FF 95 B CU 84 B SL 86 B SI 95 C FF 95 F CH 90 D SI 92 4-2 1-2 BB		B CU 82 B FF 94 C SI 94 B SI 94 C SI 94 X FF 95 3-2 2 S 2 2B 1B	B SL 85 1 SAFE X SI 93 1-0 26 G4-6-3 1-2 1B		C FF 92 C CU 80 B FF 94 S FF 93 1-3 ③ K		B SL 86 B FF 94 B FF 92 B FF 92 4-0 1-2 2-3 BB		3	1	2	0	2	1	0
26 Adam Lind, L (1, 3) OBP: 0.277, SLG: 0.409	C SI 95 C CH 90 C FF 96 0-3 ② K		S FF 94 B CU 83 F FF 93 1 SAFE D CU 83 F CH 90 D SI 91 F SI 94 S CH 90 3-3 ① K	C SI 92 B FF 93 D CH 89 F FF 92 B FF 94 X FF 94 3-2 ②③ G4-6-3 1-2f			X FF 87 0-0 ① G1-3	C FF 91 C CU 76 D SL 86 S FF 94 1-3 ③ K		5	0	0	0	0	3	8
2 Aaron Hill, R (1, 4) OBP: 0.196, SLG: 0.233	S FF 95 D SL 89 F SL 87 C SI 91 1-3 ③ K		1 SAFE S SI 94 B CH 88 X SI 94 1-1 9 1B 45 FC4-6 1-H 2B	B CU 80 X CU 79 1-0 ① P3			C CH 80 F CH 82 F SI 86 B CH 81 X CH 80 1-2 ② F8		B FF 93 X FF 93 1-0 ① L8	5	1	1	1	0	1	2
9 J.P. Arencibia, R (1, 2) OBP: 0.423, SLG: 0.875		C SI 92 C SI 93 S CH 89 0-3 ① K	F SL 86 B CU 81 X FF 92 1-1 45 FC4-6 2-3 1B		B CU 78 F CH 89 B CU 84 S FF 92 F CH 88 F CU 80 F SI 92 X CH 89 2-2 ② G6-3		B SI 86 F SI 85 B FF 90 X FF 89 2-1 1B		S FF 93 B SL 87 B FF 94 S FF 93 B FS 83 F FF 94 X SI 94 3-2 ② F9	5	0	2	0	0	1	0
45 Travis Snider, L (1, 7) OBP: 0.275, SLG: 0.265		B FF 94 B CH 89 B FF 94 B SI 94 4-0 10 2B 28 1B BB	C CH 89 B FF 93 F FF 93 F CH 89 F FF 94 B FC 94 1 SAFE F CU 82 X CH 89 2-2 ② FC4-6 10 CS 1-2f 3-H	B CH 90 X CH 88 1-0 ③ G4-3		F FF 88 C SL 80 S SL 80 0-3 ③ K		F FF 94 C FS 83 S FS 84 0-3 ③ K	4	1	0	1	1	2	2
10 Edwin Encarnación, R (1, 10) OBP: 0.229, SLG: 0.294		X SI 94 0-0 28 1B 1-3 2B	C SL 86 1 SAFE B SI 93 B CU 81 2-1 ③ CS 1-2	C CU 82 C CU 78 X CH 87 0-2 28 2B 5 WP 1B		C CU 80 B CH 90 B FF 92 X CU 83 2-1 ① P3		F FF 93 X CU 76 0-1 19 BB 5 BB 1B		4	1	3	0	0	0	0
28 Jayson Nix, R (1, 5) OBP: 0.391, SLG: 0.667		X SI 94 0-0 2-3 3-H 1B	B FF 92 X FF 93 1-0 5 WP 1-3 5 SF8 2B		X CU 81 0-0 16 HR 1B		B CU 76 S FF 94 X SI 93 1-1 ① F8		4	2	3	1	0	0	1

TOP

Toronto Blue Jays @ Seattle Mariners

Safeco Field, Seattle, WA

Mon Apr 11 2011, 7:10 PM - 10:57 PM PDT

Att. 13,087 - Cloudy - 50 F

livebaseballscorecards.com

AB	38
R	7
H	14
RBI	6
BB	4
SO	9
LOB	21

Inning Stats	1	2	3	4	5	6	7	8	9
	R: 0 E: 0 K: 2 S: 12 H: 1 LOB: 2 BB: 1 P: 18	R: 1 E: 0 K: 2 S: 10 H: 2 LOB: 2 BB: 1 P: 16	R: 2 E: 0 K: 1 S: 19 H: 3 LOB: 0 BB: 0 P: 31	R: 2 E: 0 K: 0 S: 12 H: 4 LOB: 1 BB: 0 P: 20	R: 0 E: 0 K: 0 S: 8 H: 0 LOB: 0 BB: 0 P: 12	R: 2 E: 0 K: 1 S: 10 H: 2 LOB: 0 BB: 0 P: 14	R: 0 E: 0 K: 1 S: 10 H: 1 LOB: 1 BB: 0 P: 13	R: 0 E: 0 K: 1 S: 11 H: 1 LOB: 3 BB: 2 P: 21	R: 0 E: 0 K: 1 S: 8 H: 0 LOB: 0 BB: 0 P: 12

| | | |

BOTTOM

Batter	1	2	3	4	5	6	7	8	9	AB	R	H	RBI	BB	SO	LOB
51 Ichiro Suzuki, L (1, 9) OBP: 0.370, SLG: 0.300	C FC 89 B FF 90 X CH 81 1-1 17 BB 9 1B 1B		C SI 88 B SI 88 L SL 86 B CU 77 F SI 88 B SL 86 F SI 88 X SL 84 3-2 ① G5-3	B FF 89 C FF 88 C SI 89 F FF 92 B FC 90 F SL 84 B SI 89 F FC 89 B SL 83 4-2 1-3 BB		B FF 92 X FF 92 1-0 ③ P5		X FF 92 0-0 15 BB 1 BB 29 BB 1-2 2-3 1B	B SI 86 B CH 81 I IN 73 I IN 73 4-0 1 S 1 1B IBB	4	2	2	0	2	0	1
9 Chone Figgins, S (1, 5) OBP: 0.195, SLG: 0.289 1 Luis Antonio Rodriguez, S (4, 5) OBP: 0.286, SLG: 0.250	L FF 90 B FF 90 X SL 85 1-1 17 BB 1-2 1B		B CU 76 B SI 89 B FF 88 B FC 88 4-0 15 1B BB	B SL 83 F FC 88 B FC 88 1 SAFE 1 SAFE X FC 88 2-1 ③ F8			C FF 88 B CU 75 F CH 79 B SL 83 B SL 83 T CH 81 3-2 ① K	F FC 90 B FF 91 B FF 90 F FF 90 B FC 90 B FF 89 4-2 29 BB 15 BB 17 1B 1-2 2-3 3-H BB	C SI 86 F CH 82 F SL 80 B SL 80 F CH 83 F CH 83 F SL 79 D CH 84 F SL 79 2-2 X CH 82 1-H 3-H 1B	1 3	0 1	1 1	0 3	1 1	0 1	0 2
15 Milton Bradley, S (1, 7) OBP: 0.350, SLG: 0.444	C SI 90 S FC 87 F SL 86 B FC 92 D SI 91 S CH 82 2-3 ① K		B CH 79 B SL 83 1 SAFE F SL 83 B FF 89 1 SAFE X SL 83 3-1 29 BB 1-3 1B		B SI 88 C X SI 88 1-1 ① L1		B FF 90 S FF 91 B FF 91 X CH 81 2-1 HR	F FC 91 D FC 90 S FF 90 B FC 91 D CU 77 B FF 91 4-2 29 BB 17 1B 1-2 2-3 3-H BB		4	2	2	2	1	1	2
29 Jack Cust, L (1, 10) OBP: 0.326, SLG: 0.200 12 Ryan Langerhans, L (8, PR) OBP: 0.318, SLG: 0.500 (9, 10)	F CH 82 C SL 87 S FC 91 0-3 ② K		1 SAFE B SI 88 F FF 89 F SI 89 B SI 89 D CH 80 D CH 82 4-2 1-2 BB		X CU 76 0-0 ② G5-3		B CU 72 B FF 89 S CH 82 X FF 90 2-1 ② G3	B SI 91 B SI 91 B SI 92 B SI 91 4-0 17 1B 1-2 2-3 3-H BB		3 0	0 0	0 0	1 0	2 0	1 0	2 0
17 Justin Smoak, S (1, 3) OBP: 0.381, SLG: 0.412	F CH 82 B SL 86 B SI 90 B SL 87 S SL 85 B SL 85 4-2 1-2 2-3 BB		B CH 80 C SL 84 B CH 80 C SL 82 F SL 85 B SL 84 S CH 83 3-3 ② K		B CH 81 S CU 76 B CH 80 B FF 87 S SL 82 X SL 82 3-2 2B		C FF 90 S CU 75 B SL 83 B SL 83 B SL 83 D SL 83 4-2 BB	C SI 92 B SI 92 B SI 92 S SL 85 D CH 85 X SL 83 3-2 30 G5-4-3 1-2 2-H 3-H 1B		3	0	2	2	2	1	3
30 Miguel Olivo, R (1, 2) OBP: 0.258, SLG: 0.207	B SL 85 S CH 82 B SI 91 X SL 85 2-1 ③ G3		C CU 77 X SL 84 0-1 ③ F7		B FC 89 B SI 88 B FF 88 S FC 86 S FC 87 T FF 87 3-2 ③ K		C CU 74 F FF 90 S SL 84 0-3 ③ K	X CH 81 0-0 ② ③ G5-4-3 1-2f		5	0	0	0	0	2	10
55 Michael Saunders, L (1, 8) OBP: 0.318, SLG: 0.474		B SI 88 C SL 84 C SI 88 X SL 85 1-2 ① L7		X FF 88 0-0 ① F7		C FF 92 C SI 92 B SI 93 B CH 86 B CH 87 F FF 92 B FF 92 4-2 2 G5-3 26 S BB		C FF 93 B FF 94 B SL 82 B FF 94 C FF 93 X FF 94 3-2 51 1B 26 BB 1 BB 1B	B SI 86 X SI 86 1-0 26 SH1-4 1 1B 2B	4	2	2	0	1	0	0
26 Brendan Ryan, R (1, 6) OBP: 0.300, SLG: 0.208		B FC 90 C SL 84 C SI 90 B SL 87 X SI 90 2-2 ② F9		C FC 88 S FC 89 B FF 91 B SI 89 X SL 84 2-2 51 E 51 S 1B		B FF 93 C FF 92 S SL 85 B FF 92 B FF 92 C FF 90 3-3 ① K 1-2		B FF 93 B FF 93 B SI 93 B FF 93 4-0 1 BB 51 1B 15 BB 1-2 BB	B SI 86 B SI 86 X SI 86 2-0 ① SH1-4 2-3	3	1	1	0	1	1	1
2 Jack Wilson, R (1, 4) OBP: 0.273, SLG: 0.318 4 Adam Kennedy, L (9, PH) OBP: 0.294, SLG: 0.412		B FF 90 B SI 90 C SL 85 F SL 85 X SI 90 2-2 ③ G1-3		F CH 80 F SL 83 1 SAFE B SI 90 F SL 84 X SI 90 1-2 ② L9		D SL 86 B FF 92 C FF 92 S FF 91 X SL 84 2-2 ② G5-3 2-3		C FF 94 B FF 93 B FF 92 B SI 92 X FF 92 3-1 ① F7	B SI 87 X SI 85 1-0 ② G6-3	4 1	0 0	0 0	0 0	0 0	0 0	4 1
Inning Stats	R: 0 E: 0 K: 2 S: 15 H: 2 LOB: 3 BB: 1 P: 25	R: 0 E: 0 K: 0 S: 9 H: 0 LOB: 0 BB: 0 P: 14	R: 0 E: 0 K: 1 S: 15 H: 1 LOB: 3 BB: 2 P: 32	R: 0 E: 0 K: 0 S: 15 H: 1 LOB: 2 BB: 1 P: 24	R: 0 E: 0 K: 1 S: 9 H: 1 LOB: 1 BB: 0 P: 16	R: 0 E: 0 K: 1 S: 10 H: 0 LOB: 1 BB: 1 P: 20	R: 1 E: 0 K: 2 S: 12 H: 1 LOB: 1 BB: 1 P: 23	R: 5 E: 0 K: 0 S: 14 H: 3 LOB: 1 BB: 4 P: 39	R: 2 E: 0 K: 0 S: 11 H: 2 LOB: 1 BB: 1 P: 21	1B: 8 2B: 2 3B: 0 HR: 1 SF: 0 SAC: 1 DP: 1 HBP: 0						

PITCHER		IP	WLS	BF	H	R	ER	SO	BB	IBB	HBP	BLK	WP	HR	S	P	ERA	WHIP
51 Jesse Litsch, R ERA: 2.38	(1, 1)	5.0		24	5	0	0	4	4	0	0	0	0	0	63	111	0.00	1.800
54 Jason Frasor, R ERA: 3.38	(6, 1)	1.0		4	0	0	0	1	1	0	0	0	0	0	10	20	0.00	1.000
33 Carlos Villanueva, R ERA: 1.35	(7, 1)	1.0		5	1	1	1	2	1	0	0	0	0	1	12	23	9.00	2.000
25 David Purcey, L ERA: 11.57	(8, 1)	0.1		4	2	3	3	0	1	0	0	0	0	0	6	16	81.00	9.000
29 Octavio Dotel, R ERA: 9.0	(8, 1)	0.0		2	0	0	0	0	2	0	0	0	0	0	4	12	∞	∞

PITCHER		IP	WLS	BF	H	R	ER	SO	BB	IBB	HBP	BLK	WP	HR	S	P	ERA	WHIP
34 Marc Rzepczynski, L ERA:	(8, 1)	0.0		2	1	2	2	0	1	0	0	0	0	0	3	10	∞	∞
57 Shawn Camp, R ERA: 2.57	(8, 1)	1.1	L	6	2	2	2	0	0	1	0	0	0	0	12	22	13.50	1.500

Toronto Blue Jays @ Seattle Mariners

Safeco Field, Seattle, WA

Mon Apr 11 2011, 7:10 PM - 10:57 PM PDT

Att. 13,087 - Cloudy - 50 F

livebaseballscorecards.com

AB	35
R	8
H	11
RBI	8
BB	11
SO	7
LOB	26

Batter	1	2	3	4	5	6	7	8	9	AB	R	H	RBI	BB	SO	LOB
5 Yunel Escobar, R (1, 6) OBP: 0.500, SLG: 0.667	C FF 95 S FF 96 B SL 85 F FF 96 F SL 84 X CH 89 1-2 L5 ①		C SL 84 S SL 86 F FF 97 B FF 98 X SL 87 1-2 G4-3 ③		C SL 82 S SL 83 B FF 96 X FF 96 1-2 FC1-6-4 ③ 1-2f			B SL 83 1 SAFE B FF 95 B FF 95 C FF 95 B FF 95 4-1 16 PB, 16 1B BB 1-2		3	1	0	0	1	0	1
16 Corey Patterson, L (1, 8) OBP: 0.444, SLG: 0.778	S FF 95 X FF 95 0-1 P5 ②			B FF 94 C FF 93 X CH 89 1-1 19 1B 1B		C FF 96 B FF 96 S SL 85 X FF 98 1-2 G5-3 ①		B SL 83 X FF 96 1-0 19 E, 19 S, 19 P3-2 1-H 2-H 1B		4	0	2	2	0	0	0
19 José Bautista, R (1, 9) OBP: 0.538, SLG: 0.586	B FF 97 B FF 96 B FF 94 C FF 95 C FF 94 S FF 95 3-3 K ③			C FF 95 X SL 82 0-1 1-2 1B		X FF 97 0-0 F7 ②		1 SAFE C SI 93 X SI 94 0-1 P3-2 ②③ 1-Hf		4	0	1	0	0	1	1
26 Adam Lind, L (1, 3) OBP: 0.255, SLG: 0.375		C FF 95 B CH 89 S FF 95 F FF 97 F SI 91 X FF 91 1-2 L6 ①		S FF 94 S FF 96 S FF 96 0-3 K ①		S FF 98 C SL 84 B FF 98 X SL 85 1-2 P2 ③			B SI 96 B SI 95 X SI 95 2-0 F8 ①	4	0	0	0	0	1	2
2 Aaron Hill, R (1, 4) OBP: 0.180, SLG: 0.213		B FF 97 C SL 83 F FF 97 S FF 96 1-3 K ②		F FF 96 B SL 83 X FF 96 1-1 F9 ②			C SL 82 X FF 97 0-1 P4 ①		X SI 96 0-0 P3 ②	4	0	0	0	0	1	2
9 J.P. Arencibia, R (1, 2) OBP: 0.400, SLG: 0.778		B FF 95 B FF 95 F FF 96 B SL 82 B FF 94 4-1 BB		S FF 96 S FF 96 F FF 97 B SL 84 B FF 98 F FF 96 S FF 97 2-3 K ③			C SL 83 S FF 97 S FF 98 0-3 K ②		B SI 96 F SI 95 F FS 86 S FS 86 1-3 K ③	3	0	0	0	0	1	3	2
45 Travis Snider, L (1, 7) OBP: 0.256, SLG: 0.243		F FF 94 B CH 88 B FF 94 X FF 94 2-1 F9 ③			X FF 92 0-0 F7 ①		C FF 97 B SI 91 C SL 83 B FF 98 S SL 85 2-3 K ③			3	0	0	0	0	1	1
10 Edwin Encarnación, R (1, 10) OBP: 0.263, SLG: 0.324			C SL 82 B SL 84 X FF 95 1-1 P5 ①		C FF 96 X SL 84 0-1 5 FC1-6-4 1B			F FF 96 B FF 95 X SL 86 1-1 16 PB, 5 BB, 16 1B 1B		3	1	2	0	0	0	0
28 Jayson Nix, R (1, 5) OBP: 0.346, SLG: 0.583			X FF 96 0-0 P3 ②		C FF 96 X FF 95 0-1 F8 ②			C FF 95 F FF 95 F FF 94 F SL 84 C FF 97 0-3 K ①		3	0	0	0	0	1	2
Inning Stats	R: 0 H: 0 E: 0 LOB: 0 K: 1 BB: 0 S: 10 P: 14	R: 0 H: 0 E: 0 LOB: 1 K: 1 BB: 1 S: 11 P: 19	R: 0 H: 0 E: 0 LOB: 0 K: 0 BB: 0 S: 7 P: 9	R: 0 H: 2 E: 0 LOB: 2 K: 2 BB: 0 S: 14 P: 18	R: 0 H: 1 E: 0 LOB: 1 K: 0 BB: 0 S: 8 P: 9	R: 0 H: 0 E: 0 LOB: 0 K: 0 BB: 0 S: 7 P: 9	R: 0 H: 0 E: 0 LOB: 0 K: 2 BB: 0 S: 8 P: 10	R: 2 H: 2 E: 0 LOB: 0 K: 1 BB: 1 S: 11 P: 17	R: 0 H: 0 E: 0 LOB: 0 K: 1 BB: 0 S: 5 P: 8	1B: 5 SF: 0 2B: 1 SAC: 0 3B: 0 DP: 1 HR: 0 HBP: 0						

PITCHER		IP	WLS	BF	H	R	ER	SO	BB	IBB	HBP	BLK	WP	HR	S	P	ERA	WHIP
36 Michael Pineda, R ERA: 2.7	(1, 1)	7.1	W	29	5	2	1	7	2	0	0	0	0	0	74	103	1.23	0.955
46 Chris Ray, R ERA: 6.75	(8, 1)	0.2	H	1	0	0	0	0	0	0	0	0	0	0	2	2	0.00	0.000
43 Brandon League, R ERA:	(9, 1)	1.0	S	3	0	0	0	1	0	0	0	0	0	0	5	8	0.00	0.000

PITCHER	IP	WLS	BF	H	R	ER	SO	BB	IBB	HBP	BLK	WP	HR	S	P	ERA	WHIP

TOP

Toronto Blue Jays @ Seattle Mariners

Safeco Field, Seattle, WA

Tue Apr 12 2011, 7:12 PM - 9:30 PM PDT

Att. 15,500 - Cloudy - 54 F

livebaseballscorecards.com

AB	31
R	2
H	5
RBI	2
BB	2
SO	8
LOB	11

45 Travis Snider, L OBP: 0.256, SLG: 0.243	(1, 7)		F FF 94 B CH 88 B FF 94 X FF 94 2-1 F9 ③			X FF 92 0-0 F7 ①		C FF 97 B SI 91 C SL 83 B FF 98 S SL 85 2-3 K ③			3	0	0	0	0	1	1
10 Edwin Encarnación, R OBP: 0.263, SLG: 0.324	(1, 10)			C SL 82 B SL 84 X FF 95 1-1 P5 ①		C FF 96 X SL 84 0-1 5 FC1-6-4 1B		F FF 96 B FF 95 X SL 86 1-1 16 PB, 5 BB, 16 1B 1B			3	1	2	0	0	0	0
28 Jayson Nix, R OBP: 0.346, SLG: 0.583	(1, 5)			X FF 96 0-0 P3 ②		C FF 96 X FF 95 0-1 F8 ②		C FF 95 F FF 95 F FF 94 F SL 84 C FF 97 0-3 K ①			3	0	0	0	0	1	2
Inning Stats		R: 0 H: 0 E: 0 LOB: 0 K: 1 BB: 0 S: 10 P: 14	R: 0 H: 0 E: 0 LOB: 1 K: 1 BB: 1 S: 11 P: 19	R: 0 H: 0 E: 0 LOB: 0 K: 0 BB: 0 S: 7 P: 9	R: 0 H: 2 E: 0 LOB: 2 K: 2 BB: 0 S: 14 P: 18	R: 0 H: 1 E: 0 LOB: 1 K: 0 BB: 0 S: 8 P: 9	R: 0 H: 0 E: 0 LOB: 0 K: 0 BB: 0 S: 7 P: 9	R: 0 H: 0 E: 0 LOB: 0 K: 2 BB: 0 S: 8 P: 10	R: 2 H: 2 E: 0 LOB: 0 K: 1 BB: 1 S: 11 P: 17	R: 0 H: 0 E: 0 LOB: 0 K: 1 BB: 0 S: 5 P: 8	1B: 5 SF: 0 2B: 1 SAC: 0 3B: 0 DP: 1 HR: 0 HBP: 0						

PITCHER		IP	WLS	BF	H	R	ER	SO	BB	IBB	HBP	BLK	WP	HR	S	P	ERA	WHIP
36 Michael Pineda, R ERA: 2.7	(1, 1)	7.1	W	29	5	2	1	7	2	0	0	0	0	0	74	103	1.23	0.955
46 Chris Ray, R ERA: 6.75	(8, 1)	0.2	H	1	0	0	0	0	0	0	0	0	0	0	2	2	0.00	0.000
43 Brandon League, R ERA:	(9, 1)	1.0	S	3	0	0	0	1	0	0	0	0	0	0	5	8	0.00	0.000

PITCHER	IP	WLS	BF	H	R	ER	SO	BB	IBB	HBP	BLK	WP	HR	S	P	ERA	WHIP

BOTTOM

Toronto Blue Jays @ Seattle Mariners

Safeco Field, Seattle, WA

Tue Apr 12 2011, 7:12 PM - 9:30 PM PDT

Att. 15,500 - Cloudy - 54 F

livebaseballscorecards.com

Batter	1	2	3	4	5	6	7	8	9	AB	R	H	RBI	BB	SO	LOB
51 Ichiro Suzuki, L (1, 9) OBP: 0.360, SLG: 0.318	B FF 91 X FF 93 1-0 ① F9		B FF 93 F CH 84 B SI 93 F CH 86 X CU 78 2-2 ① G1-3		B CH 84 C FF 93 F FF 92 X SI 92 1-2 ② G3			1 SAFE 1 SAFE S FF 92 1 SAFE F SI 93 X FF 93 0-2 1-3 2B		4	0	1	0	0	0	0
2 Jack Wilson, R (1, 4) OBP: 0.231, SLG: 0.269	B FF 90 F SI 92 X FF 92 1-1 ② F9		C CU 77 X CH 86 0-1 E5 15 S 15 1B		X SI 92 0-0 ③ B1-3			C FF 93 B CU 77 S FF 93 S CU 78 1-3 ① K		4	1	0	0	0	1	2
15 Milton Bradley, S (1, 10) OBP: 0.364, SLG: 0.436	B FF 94 C FF 93 X FF 92 1-1 ③ G1-3		C CH 85 S CH 86 D CH 85 D CU 79 X CH 85 2-2 30 G1-3 2-H 1B			C FF 90 B SI 92 F FF 93 B CU 77 S CH 85 2-3 ① K		I IN 58 I I I IN 58 4-0 IBB		3	0	1	1	1	1	0
30 Miguel Olivo, R (1, 2) OBP: 0.229, SLG: 0.182		F SI 91 B CH 87 C CH 86 F SI 94 S CU 78 1-3 ① K	B SI 93 S CH 85 B FF 94 X FF 93 2-1 ② G1-3 1-2			B SI 92 S CH 84 S FF 92 B CU 78 C CU 77 2-3 ② K		X FF 93 0-0 ② ③ F9-2 3-H		4	0	0	0	0	2	4
17 Justin Smoak, S (1, 3) OBP: 0.378, SLG: 0.405		C FF 93 X FF 94 0-1 1B	F FF 93 B FF 93 B FF 92 B CU 76 X CH 84 3-1 ③ G3			X FF 92 0-0 ③ G5-3				3	0	1	0	0	0	1
1 Luis Antonio Rodriguez, S (1, 5) OBP: 0.235, SLG: 0.200		X FF 91 0-0 ② F8		C FF 90 B FF 92 B FF 92 S CH 84 F CH 84 B FF 92 X CH 84 3-2 ① G5-3			C FF 90 F FF 91 B FF 93 B CH 85 C CU 76 2-3 ① K			3	0	0	0	0	1	1
55 Michael Saunders, L (1, 7) OBP: 0.280, SLG: 0.409		C FF 93 F FF 94 B SL 88 D SI 94 S CH 86 2-3 ③ K		C SL 83 B CH 85 F SI 91 B CU 79 S CH 85 2-3 ② K			L SI 92 X SI 91 0-1 ② F7			3	0	0	0	0	2	1
26 Brendan Ryan, R (1, 6) OBP: 0.303, SLG: 0.222			B FF 89 C FF 92 X SI 93 1-1 12 HR 1B	F FF 93 B CU 76 B CU 75 S CH 84 X CH 84 2-2 ③ G3			B FF 94 B CH 86 X FF 94 2-0 ③ P4			3	1	1	0	0	0	0
12 Ryan Langerhans, L (1, 8) OBP: 0.360, SLG: 0.650			1 SAFE X FF 92 0-0 1-H HR		B CH 84 B SI 92 C CH 83 B SL 84 S FF 94 S FF 93 3-3 ① K			B SI 90 F FF 92 S SI 92 B CH 86 B CU 77 D CH 83 4-2 51 2B 30 F9-2 BB		2	1	1	2	1	1	0

	AB	29
	R	3
	H	5
	RBI	3
	BB	2
	SO	8
	LOB	9

Inning Stats																		
	R: 0	H: 0	R: 0	H: 1	R: 3	H: 3	R: 0	H: 0	R: 0	H: 0	R: 0	H: 0	R: 0	H: 1	1B: 3	SF: 0	WP: 0	PA: 31
	E: 0	LOB: 0	E: 0	LOB: 1	E: 1	LOB: 1	E: 0	LOB: 0	K: 1	LOB: 0	K: 2	LOB: 0	K: 1	LOB: 2	2B: 2	SAC: 0	PB: 0	
	K: 0	BB: 0	K: 2	BB: 0	K: 0	BB: 0	K: 1	BB: 0	S: 7	BB: 0	S: 6	BB: 0	S: 9	BB: 2	3B: 0	DP: 1	SB: 1	
	S: 5	P: 8	S: 10	P: 13	S: 15	P: 25	S: 10	P: 17	S: 7	P: 11	S: 7	P: 11	S: 6	P: 10	HR: 1	HBP: 0	CS: 0	

PITCHER	IP	WLS	BF	H	R	ER	SO	BB	IBB	HBP	BLK	WP	HR	S	P	ERA	WHIP
24 Ricky Romero, L (1, 1) ERA: 1.66	8.0	L	31	5	3	2	8	1	1	0	0	0	1	69	113	2.25	0.750

PITCHER	IP	WLS	BF	H	R	ER	SO	BB	IBB	HBP	BLK	WP	HR	S	P	ERA	WHIP

Batter	1	2	3	4	5	6	7	8	9	AB	R	H	RBI	BB	SO	LOB
5 Yunel Escobar, R (1, 6) OBP: 0.512, SLG: 0.688	C SI 86 B SI 88 B CH 80 X CH 80 2-1 ① G5-3		C SI 88 B CH 79 C FC 85 X SI 88 1-2 2-H 2B		F FF 87 C SI 87 C FC 85 0-3 ② K			19 HR 1B 1-1 2-3 1B		5	1	3	1	0	1	1
16 Corey Patterson, L (1, 8) OBP: 0.429, SLG: 0.643	C SI 87 B SI 85 X FC 84 1-1 ② G4-3		C CH 80 F FF 89 F FC 83 F KC 76 B SI 87 D CH 82 X FC 85 2-2 ② F7		X FC 83 0-0 1-2 1B			19 HR 1B 2-2 ③ K		5	1	2	0	0	1	3
19 José Bautista, R (1, 9) OBP: 0.500, SLG: 0.618	C SI 87 B FF 88 C FF 84 B CH 82 S CH 81 2-3 ③ K		B SI 88 C FF 85 B KC 76 B CH 80 C FF 85 F FC 85 C SI 90 3-3 ③ K		S CH 80 S CH 81 F FF 89 B FF 88 B CH 81 D CH 80 X FF 89 3-2 ③ F7			C SL 85 B SL 85 B SI 95 X SL 84 2-1 1-H 2-H HR	B SL 84 X SI 93 1-0 ① F9	5	1	1	3	0	2	3
20 Juan Rivera, R (1, 7) OBP: 0.237, SLG: 0.121 45 Travis Snider, L (8, PH) OBP: 0.267, SLG: 0.256 (8, 7)		B SI 86 B SI 86 X SI 85 2-0 ① G6-3		C SI 85 B SI 86 B SI 86 X SI 87 2-1 ① L8		B CH 77 C FC 82 B SI 88 X FC 84 2-1 ① G6-3		C SI 94 X CH 86 0-1 ① P2	X FF 92 0-0 28 S 9 1B	3 2	0 1	0 1	0 0	0 0	0 0	0 0
28 Jayson Nix, R (1, 5) OBP: 0.355, SLG: 0.586		C KC 75 S CH 80 X CH 80 0-2 1B		C SI 87 B FC 82 B FC 83 B KC 73 C CH 80 C FF 89 3-3 ② K		S CH 79 C SI 87 B SI 87 X CH 79 1-2 ② G6-3		B FF 93 X SI 93 1-0 9 S 10 2B 2B	1 SAFE B CU 74 1 SAFE C SI 93 C CU 75 S SI 93 1-3 ② K 1-2	5	1	2	0	0	2	1
9 J.P. Arencibia, R (1, 10) OBP: 0.400, SLG: 0.710		C FF 87 B CH 79 1 SAFE B CH 80 F SI 86 C SI 88 2-3 ② K		C KC 74 F SI 88 B FF 88 B SI 88 B FC 85 B CH 82 4-2 BB		B FC 83 X CH 80 1-0 ③ G6-3		C SI 93 D SL 85 B SI 93 C SI 93 B SL 84 X SI 93 3-2 ② G4-3 2-3	F SI 93 B CU 76 S FF 94 F CU 75 F SI 93 X SI 94 1-2 10 BB 2-H 1B	4	0	1	1	1	1	2
10 Edwin Encarnación, R (1, 3) OBP: 0.279, SLG: 0.341		1 SAFE F FF 88 1 SAFE X SI 88 0-1 ③ F7		B SI 88 X CH 80 1-0 ③ P6			C CH 78 B SI 86 B CH 79 X CH 79 2-1 ① G4-3	F SI 93 S FF 93 B FF 94 X FF 93 1-2 8 2B 2B 3-H	B SI 94 S FF 94 D SL 85 B FF 94 F FF 92 D CU 79 4-2 1-2 BB	4	1	1	1	1	0	2
6 John McDonald, R (1, 4) OBP: 0.455, SLG: 0.412			F SI 86 B SI 87 F SI 87 B SI 88 S CH 80 2-3 ① K		X SI 84 0-0 ① F9		C SI 86 B SI 87 S CH 79 B CH 80 C FF 89 2-3 ② K	B FF 91 B FF 92 B FF 92 C FF 92 B FF 91 4-1 8 2B BB	B FF 92 F FF 92 C CU 76 B FF 93 X CU 76 2-2 ③ F8	4	1	0	0	1	2	2
8 José Molina, R (1, 2) OBP: 0.389, SLG: 0.706			B SI 88 F CH 79 F FC 85 B FF 88 X CH 80 2-2 5 2B 2B		S CH 79 B FF 88 X KC 74 1-1 16 1B 1B		F FC 88 B SI 91 C CU 78 B CU 78 S SI 93 2-3 ③ K	C FF 92 B SL 84 B FF 92 X FF 92 2-1 5 1B 1-H 2-H 2B		4	1	3	2	0	1	0
Inning Stats	R: 0 E: 0 K: 1 S: 7 H: 0 LOB: 0 BB: 0 P: 12	R: 0 E: 0 K: 1 S: 9 H: 1 LOB: 1 BB: 0 P: 13	R: 1 E: 0 K: 2 S: 18 H: 2 LOB: 1 BB: 0 P: 28	R: 0 E: 0 K: 1 S: 8 H: 0 LOB: 1 BB: 1 P: 18	R: 0 E: 0 K: 1 S: 11 H: 2 LOB: 2 BB: 0 P: 15	R: 0 E: 0 K: 0 S: 6 H: 0 LOB: 0 BB: 0 P: 10	R: 0 E: 0 K: 2 S: 8 H: 0 LOB: 0 BB: 0 P: 14	R: 6 E: 0 K: 1 S: 21 H: 7 LOB: 2 BB: 1 P: 38	R: 1 E: 0 K: 1 S: 15 H: 2 LOB: 2 BB: 1 P: 24	1B: 8 2B: 5 3B: 0 HR: 1 SF: 0 SAC: 0 DP: 0 HBP: 0						

PITCHER		IP	WLS	BF	H	R	ER	SO	BB	IBB	HBP	BLK	WP	HR	S	P	ERA	WHIP
38 Jason Vargas, L ERA: 4.86	(1, 1)	6.2		26	5	1	1	7	1	0	0	0	0	0	64	105	1.35	0.900
50 Jamey Wright, R ERA:	(7, 1)	0.1	H	1	0	0	0	1	0	0	0	0	0	0	3	5	0.00	0.000
46 Chris Ray, R ERA: 15.43	(8, 1)	0.2	L	7	5	5	5	0	0	0	0	0	0	1	13	21	67.50	7.500
31 Josh Lueke, R ERA: 11.25	(8, 1)	0.1		4	2	1	1	1	1	0	0	0	0	0	8	17	27.00	9.000
54 Tom Wilhelmsen, R ERA: 9.64	(9, 1)	1.0		6	2	1	1	1	1	0	0	0	0	0	15	24	9.00	3.000

PITCHER	IP	WLS	BF	H	R	ER	SO	BB	IBB	HBP	BLK	WP	HR	S	P	ERA	WHIP

TOP

Toronto Blue Jays @ Seattle Mariners

Safeco Field, Seattle, WA

Wed Apr 13 2011, 12:41 PM - 4:03 PM PDT

Att. 12,428 - Roof Closed - 48 F

livebaseballscorecards.com

AB	41
R	8
H	14
RBI	8
BB	3
SO	10
LOB	14

WP: 0 PA: 44
PB: 0
SB: 2
CS: 0

Batter	1	2	3	4	5	6	7	8	9	AB	R	H	RBI	BB	SO	LOB
51 Ichiro Suzuki, L (1, 9) OBP: 0.327, SLG: 0.286	B SI 94 F SI 95 X FC 92 1-1 G3-1 ①		C CU 80 B SI 93 B SI 93 X SI 92 2-1 FC4-6 ① 15 2B 1-2f		C CU 77 B FF 89 B FC 88 C SI 91 X CU 82 2-2 L8 ①	C SI 90 B SL 83 C SI 92 B SI 90 S SL 84 2-3 K2-3 ③			B FF 87 F FF 87 B FF 88 X FF 88 2-1 L7 ①	5	1	0	0	0	1	3
4 Adam Kennedy, L (1, 4) OBP: 0.364, SLG: 0.429	C FF 94 B SI 93 X SI 95 1-1 15 E 1B		1 SAFE C SI 93 B FC 91 X SI 92 1-1 L5 ②		X SI 91 0-0 1B		B SL 80 S SI 89 X SI 90 1-1 G3-1 ①		B FF 88 B FC 89 B FF 88 C FC 86 B FF 88 4-1 BB	4	0	2	0	1	0	1
15 Milton Bradley, S (1, 7) OBP: 0.347, SLG: 0.432	F SI 93 B SI 95 B FC 92 1 SAFE X SI 92 2-1 E5 1-2		B CH 92 1 SAFE T SI 93 B FF 93 F SI 94 B SI 93 X CH 86 3-2 29 1B 1-H 2B		B FF 92 C FF 92 B FF 92 1 SAFE F SI 91 S FF 93 2-3 K ②		B SI 89 B SI 90 C SI 90 X SI 90 2-1 F9 ②		C FF 87 C FF 88 B FF 89 F SL 80 B FF 88 S SL 82 2-3 K ②	5	0	1	1	0	2	3
29 Jack Cust, L (1, 10) OBP: 0.313, SLG: 0.200	C FF 95 B CH 86 B SI 94 B SI 93 X SI 94 3-1 F7 ②		B SI 93 X SI 92 1-0 2-3 1B		S SI 92 B FC 91 C FC 90 B SI 93 B SI 90 S SI 92 3-3 K ③		B SI 90 C SL 82 S SL 83 C SI 90 1-3 K ③		B FF 89 X FF 89 1-0 G6-3 ③	5	0	1	0	0	2	4
17 Justin Smoak, S (1, 3) OBP: 0.388, SLG: 0.475	B FF 93 B CH 86 X SI 94 2-0 G1-3 ③		B SI 92 C FC 92 C FF 94 B FF 91 S CU 83 2-3 K ③		B CU 78 S SI 91 B FF 92 B SI 92 F SI 92 F FF 90 X SI 91 3-2 HR			B SI 89 B SI 88 C SI 90 B SI 90 B SI 90 4-1 12 FC4-6 BB		3	1	1	1	1	1	4
12 Ryan Langerhans, L (1, 8) OBP: 0.379, SLG: 0.591		B CH 85 B SI 93 C SI 92 F FC 92 B FF 94 B SI 94 4-2 1 F7 BB		B CU 78 C SI 90 B FC 90 C SI 92 B FC 89 S SI 92 3-3 K ①		B FC 92 B SI 92 C SI 92 B FF 93 S FF 92 B FF 92 4-2 5 WP 1 SH1-3 BB		F SI 90 X SI 91 0-1 FC4-6 ① 1 G3 26 1B 1-2f		2	1	0	0	2	1	1
1 Luis Antonio Rodriguez, S (1, 5) OBP: 0.200, SLG: 0.167		B SI 92 1 SAFE 1 SAFE C FF 93 B FF 94 B FF 93 X SI 95 3-1 F7 ①② 1-2		X FF 92 0-0 L3 ②		1 SAFE X SI 90 0-0 SH1-3 ① 1-2		C SI 91 X SI 90 0-1 G3 ② 1-2		3	0	0	0	0	0	2
26 Brendan Ryan, R (1, 6) OBP: 0.324, SLG: 0.233		B FF 95 X SI 94 1-0 G5-3 ③		B SI 93 B FF 94 C FF 92 B FF 93 B SI 94 4-1 BB		S FF 92 S FC 91 B FF 88 F FF 91 B SI 90 X FC 90 2-2 P3 ②		X SL 82 0-0 5 FC5-4 2-H 1B		3	0	1	1	1	0	1
5 Chris Gimenez, R (1, 2) OBP: 0.429, SLG: 0.333			C FF 92 F SI 93 B CU 82 X CU 81 1-2 51 FC4-6 1B	B FC 89 1 SAFE C FC 91 F SI 92 C FC 89 1-3 K ③		F FC 90 F SI 91 B FF 92 B SI 90 B SI 92 B SI 92 4-2 2-3 BB		F FF 88 1 SAFE X FF 87 0-1 FC5-4 ③ 1-2f		3	0	1	0	1	1	2
Inning Stats	R: 0 E: 1 K: 0 S: 9 H: 1 LOB: 2 BB: 0 P: 18	R: 0 E: 0 K: 0 S: 5 H: 0 LOB: 0 BB: 1 P: 13	R: 1 E: 0 K: 1 S: 14 H: 3 LOB: 2 BB: 0 P: 24	R: 0 E: 0 K: 2 S: 8 H: 0 LOB: 1 BB: 1 P: 16	R: 0 E: 0 K: 2 S: 10 H: 1 LOB: 1 BB: 0 P: 17	R: 1 E: 0 K: 1 S: 16 H: 1 LOB: 2 BB: 2 P: 31	R: 0 E: 0 K: 1 S: 7 H: 0 LOB: 0 BB: 0 P: 11	R: 1 E: 0 K: 0 S: 8 H: 1 LOB: 1 BB: 1 P: 12	R: 0 E: 0 K: 1 S: 8 H: 0 LOB: 1 BB: 1 P: 17	1B: 5 2B: 1 3B: 0 HR: 1 SF: 0 SAC: 1 DP: 0 HBP: 0	WP: 1 PB: 0 SB: 0 CS: 0 PA: 40					

PITCHER		IP	WLS	BF	H	R	ER	SO	BB	IBB	HBP	BLK	WP	HR	S	P	ERA	WHIP
4 Kyle Drabek, R ERA: 1.93	(1, 1)	5.2		27	6	2	2	5	4	0	0	0	1	1	59	114	3.18	1.765
34 Marc Rzepczynski, L ERA: 1.17	(6, 1)	2.0	W	7	0	1	1	2	1	0	0	0	0	0	15	25	4.50	0.500
60 Jon Rauch, R ERA: 3.18	(8, 1)	1.1		6	1	0	0	1	1	0	0	0	0	0	11	20	0.00	1.500

PITCHER	IP	WLS	BF	H	R	ER	SO	BB	IBB	HBP	BLK	WP	HR	S	P	ERA	WHIP

BOTTOM

Blue Jays @ Seattle Mariners

Safeco Field, Seattle, WA

Wed Apr 13 2011, 12:41 PM - 4:03 PM PDT

Att. 12,428 - Roof Closed - 48 F

livebaseballscorecards.com

AB	33
R	3
H	7
RBI	3
BB	6
SO	8
LOB	21

Batter	1	2	3	4	5	6	7	8	9	AB	R	H	RBI	BB	SO	LOB
5 Yunel Escobar, R (1, 6) OBP: 0.500, SLG: 0.639	B FF 93 B SI 91 B SI 91 B SI 91 4-0 19 BB BB		X FC 89 0-0 ② G4-3		B CU 75 D SI 91 S SI 91 S CH 78 X FF 92 2-2 ② G1-3 1-2 2-3		X CH 89 0-0 19 1B 26 1B 1-3 1B	B SI 88 B SL 84 C SI 88 F SL 82 C SL 84 2-3 ③ K		4	1	1	0	1	1	2
16 Corey Patterson, L (1, 8) OBP: 0.368, SLG: 0.632	C SI 90 B CU 74 1 SAFE B SI 92 1 SAFE F SI 92 1 SAFE B CU 74 X SI 91 3-2 ① F8		X SI 92 0-0 ③ B1-3		B CU 75 B FC 89 X SI 89 2-0 2-H 3-H 3B		F SL 91 F CH 82 1 SAFE B FF 93 S CH 84 1-3 ① K		S FF 93 X FS 86 0-1 ① G3	5	0	1	2	0	1	3
19 José Bautista, R (1, 9) OBP: 0.510, SLG: 0.595	1 SAFE B FC 90 B SI 92 B FC 89 1 SAFE C FC 89 B FF 92 4-1 1-2 BB			B CU 76 C CU 76 B CH 80 B FF 92 X FF 90 3-1 ① G5-3	B SI 92 C SI 92 S SI 93 B CU 78 F SI 93 D CH 81 T FC 88 3-2 ③ K		1 SAFE B FF 93 1 SAFE 1 SAFE C FF 90 B SL 86 X FF 90 2-1 2 S 26 1B 2 WP 1-2 3-H 1B		B FF 93 C FF 94 B FS 88 B SL 80 F SL 79 B FF 92 4-2 26 L5-3 BB	3	1	1	1	2	1	1
26 Adam Lind, L (1, 3) OBP: 0.268, SLG: 0.365	D CH 79 C SI 91 F CH 79 X CU 76 1-2 ② G4-3			B SI 93 F SI 92 B FC 89 X SI 92 2-1 ② F8		B CU 76 B FF 91 B FF 89 B SI 91 4-0 9 G5-4-3 2 1B 45 2B BB	B CH 85 B FF 93 X FF 92 2-0 2 WP 2 S 2 1B 1-2 2-H 1B		B FF 92 F FF 93 1 SAFE B FF 94 1 SAFE B FF 93 F FF 92 F FF 93 1 SAFE 3-2 1 SAFE F FF 92 X FF 92 ② ③ L5-3 1-1	4	2	1	1	1	0	3
2 Aaron Hill, R (1, 4) OBP: 0.222, SLG: 0.255	C FF 94 B CU 77 F FC 90 F SI 93 D CU 76 S SI 93 2-3 ③ K			B SI 92 F SI 93 B FF 90 X FF 89 2-1 9 S 1B		1 SAFE C FF 91 X FF 91 0-1 9 G5-4-3 1-2 1B	B FF 92 C SL 84 B SL 85 F FF 93 F FF 93 F SL 85 B CH 84 X FF 92 3-2 45 S 1-H 2-H 1B			4	0	3	1	0	1	2
9 J.P. Arencibia, R (1, 2) OBP: 0.359, SLG: 0.629		F FF 92 F SI 91 B CH 81 B FF 93 B CU 77 S SI 92 3-3 ① K		1 SAFE C FF 90 D CH 80 F FF 91 X CU 75 1-2 ③ G5-3 1-2		B SL 88 C FC 90 X CU 78 1-1 ① ② G5-4-3 1-2f 2-3	X SI 92 0-0 ② F8			4	0	0	0	0	1	4
45 Travis Snider, L (1, 7) OBP: 0.265, SLG: 0.279		B CU 76 X SI 93 1-0 ② G3-1			F SI 90 X FC 90 0-1 ① P5	B FC 89 X FS 87 1-0 3-H 2B	B FF 90 C FF 90 F CU 76 F CU 74 1 SAFE B FF 91 X CU 73 2-2 ③ G5-3 1-2			4	0	1	1	0	0	1
20 Juan Rivera, R (1, 10) OBP: 0.238, SLG: 0.111		C CH 79 F FC 90 X SI 92 0-2 ③ G6-3			B SI 94 B SI 91 C FF 90 B FC 90 B SI 91 4-1 5 G1-3 28 BB 16 3B BB	C FC 89 B CU 78 X FC 88 1-1 ③ G6-3		B SL 85 X SL 84 1-0 ① P4		3	1	0	0	1	0	1
28 Jayson Nix, R (1, 5) OBP: 0.371, SLG: 0.548			B FF 89 C SI 90 B FF 89 B FF 91 X SI 90 3-1 ① G6-3		B SI 90 C SI 91 B FF 89 S SI 88 B SI 92 B SI 93 4-2 5 G1-3 16 3B 1-2 BB		B FC 91 B FF 91 B FF 91 C FF 92 S FF 91 B FF 90 4-2 5 1B 19 1B BB	S SL 84 B CU 76 B SL 84 B SL 82 S SI 88 T SI 87 3-2 ② K		2	2	0	0	2	1	0
Inning Stats	R: 0 E: 0 K: 1 S: 11 H: 0 LOB: 2 BB: 2 P: 25	R: 0 E: 0 K: 1 S: 7 H: 0 LOB: 0 BB: 0 P: 11	R: 0 E: 0 K: 0 S: 4 H: 0 LOB: 0 BB: 0 P: 7	R: 0 E: 0 K: 0 S: 9 H: 1 LOB: 1 BB: 0 P: 17	R: 2 E: 0 K: 1 S: 13 H: 1 LOB: 1 BB: 2 P: 28	R: 1 E: 0 K: 0 S: 7 H: 2 LOB: 1 BB: 1 P: 14	R: 4 E: 0 K: 1 S: 19 H: 4 LOB: 1 BB: 1 P: 33	R: 0 E: 0 K: 2 S: 7 H: 0 LOB: 0 BB: 0 P: 13	R: 0 E: 0 K: 0 S: 9 H: 0 LOB: 0 BB: 1 P: 16	1B: 6 2B: 2 3B: 1 HR: 0 SF: 0 SAC: 0 DP: 2 HBP: 0				WP: 1 PB: 0 SB: 4 CS: 0 PA: 40		

TOP

Toronto Blue Jays @ Boston Red Sox

Fenway Park, Boston, MA

Fri Apr 15 2011, 7:13 PM - 11:00 PM EDT

Att. 37,467 - Clear - 39 F

livebaseballscorecards.com

AB	33
R	7
H	8
RBI	6
BB	7
SO	6
LOB	17

PITCHER		IP	WLS	BF	H	R	ER	SO	BB	IBB	HBP	BLK	WP	HR	S	P	ERA	WHIP
11 Clay Buchholz, R ERA: 6.6	(1, 1)	5.0		23	3	3	3	3	5	0	0	0	0	0	46	94	5.40	1.600
91 Alfredo Aceves, R ERA: 2.7	(6, 1)	1.0	B	3	1	0	0	0	0	0	0	0	0	0	5	8	0.00	1.000
52 Bobby Jenks, R ERA: 8.31	(7, 1)	0.1	L	6	4	4	4	1	1	0	0	0	1	0	14	26	108.00	15.000
61 Felix Doubront, L ERA: 9.0	(7, 1)	0.2		2	0	0	0	0	0	0	0	0	0	0	5	7	0.00	0.000
35 Dan Wheeler, R ERA: 14.54	(8, 1)	1.0		3	0	0	0	2	0	0	0	0	0	0	7	13	0.00	0.000

PITCHER		IP	WLS	BF	H	R	ER	SO	BB	IBB	HBP	BLK	WP	HR	S	P	ERA	WHIP
58 Jonathan Papelbon, R ERA: 2.25	(9, 1)	1.0		3	0	0	0	0	1	0	0	0	0	0	9	16	0.00	1.000

BOTTOM

Toronto Blue Jays @ Boston Red Sox

Fenway Park, Boston, MA

Fri Apr 15 2011, 7:13 PM - 11:00 PM EDT

Att. 37,467 - Clear - 39 F

livebaseballscorecards.com

Batter	1	2	3	4	5	6	7	8	9	AB	R	H	RBI	BB	SO	LOB
13 Carl Crawford, L (1, 7) OBP: 0.185, SLG: 0.157	C SL 85 X SL 80 0-1 G4-1 ①		B CH 83 C FF 86 X SI 88 1-1 P5 ①	X CH 85 0-0 G3 ③			B FF 91 B FF 91 B FF 91 C FF 90 X FF 92 3-1 F7 ② 1-3		C FF 86 C FF 87 S CH 82 0-3 K ①	5	0	0	0	0	1	1
15 Dustin Pedroia, R (1, 4) OBP: 0.423, SLG: 0.565	C FF 88 B FF 86 S SI 86 S FF 87 1-3 K ②		B FF 88 B CH 81 X SI 88 2-0 HR		B CH 78 X SI 85 1-0 F7 ①		B FF 92 D CH 86 C SI 92 S FF 92 F SI 92 F FF 91 F FF 92 B FF 92 X SL 84 3-2 G4-3 ③		B FF 88 F SL 84 S FF 88 X CU 71 1-2 G6-3 ②	5	1	1	1	0	1	1
28 Adrián González, L (1, 3) OBP: 0.346, SLG: 0.400	B FF 88 F SI 89 B CH 81 C CH 84 B CH 80 F FF 86 X FF 86 3-2 P5 ③		B SI 87 B SI 88 B FF 87 B FF 88 4-0 20 HR BB		C SL 82 B CH 84 F CH 82 S FF 88 1-3 K ②			B SI 90 B SI 90 F SI 90 S SI 82 X SL 83 2-2 G3 ①	C FF 89 C FF 88 X CH 82 0-2 G3 ③	4	1	0	0	1	1	0
20 Kevin Youkilis, R (1, 5) OBP: 0.451, SLG: 0.371		C FF 87 F FC 86 B FF 89 B SI 88 B FC 88 B CH 82 4-2 10 BB 7 E BB	B SL 84 C FF 89 X FF 88 1-1 1-H HR		C CH 80 X FF 89 0-1 P4 ③			B SI 89 B SI 90 B SI 90 C SI 90 B SI 90 4-1 12 WP 34 BB 12 1B BB		2	2	1	2	2	0	0
34 David Ortiz, L (1, 10) OBP: 0.333, SLG: 0.500		X FF 88 0-0 F7 ①	B CH 86 C FF 86 B SL 83 B FF 89 C FF 88 B FF 86 4-2 BB			C CH 78 X SL 80 0-1 L9 ①		B SL 82 S SI 90 S SL 82 D SL 84 F SL 82 B SI 92 F SI 91 B SL 84 4-2 12 1B 12 WP 1-2 10 2B BB		2	1	0	0	2	0	1
7 J.D. Drew, L (1, 9) OBP: 0.343, SLG: 0.290		C CU 87 C CH 83 B SI 89 B SL 83 X FF 86 2-2 E7 10 BB 1-2	C FF 89 X FF 89 0-1 F8 ②			C CH 82 X CH 79 0-1 B1-3 ②		B SI 91 B SI 90 C SI 91 C SI 90 F SL 84 S SI 91 2-3 K ②		4	0	0	0	0	1	4
39 Jarrod Saltalamacchia, S (1, 2) OBP: 0.219, SLG: 0.172 12 Jed Lowrie, S (8, PH) OBP: 0.526, SLG: 0.588 (9, 6)		B SI 89 F FF 87 F CH 83 C FC 86 1-3 K ②	B FC 86 B CH 82 B FF 89 C FF 89 X FF 88 3-1 P3 ③			F CH 79 C CH 83 B FF 89 F SL 84 F SL 83 C FF 88 1-3 K ③		B SI 91 C SL 83 F SL 82 F SI 92 B SL 84 B SL 84 X SL 83 3-2 10 2B 1-3 2-H 1B		3 1	0 1	0 1	0 1	0 0	2 0	3 0
10 Marco Scutaro, R (1, 6) OBP: 0.297, SLG: 0.250 33 Jason Varitek, S (9, 2) OBP: 0.182, SLG: 0.100		C FC 87 B CH 85 B FF 90 B SI 87 B SI 88 4-1 1-2 2-3 BB		C CH 78 X CH 84 0-1 G2-3 ①			C FF 90 C FF 90 X FF 92 0-2 G5-3 ①	C FC 91 B FC 90 B FC 90 B FC 89 F FF 91 1 SAFE X FC 89 3-2 1-H 3-H 2B		3 0	0 0	1 0	2 0	1 0	0 0	0 0
2 Jacoby Ellsbury, L (1, 8) OBP: 0.250, SLG: 0.366		B FF 90 C FC 86 S FF 89 F FF 90 B SL 83 S FF 90 2-3 K ③		C FF 86 B CH 84 B SL 81 B FF 88 X FF 88 3-1 P5 ②			F FF 91 B FF 92 X FF 92 1-1 13 E 13 S 1B	X FC 90 0-0 F9 ③		4	0	1	0	0	1	4

	AB	R	H	RBI	BB	SO	LOB
	33	6	5	6	6	7	14

Inning Stats	1	2	3	4	5	6	7	8	9
	R: 0 E: 0 K: 1 S: 9 H: 0 LOB: 0 BB: 0 P: 13	R: 0 E: 1 K: 2 S: 14 H: 0 LOB: 3 BB: 2 P: 27	R: 3 E: 0 K: 0 S: 11 H: 2 LOB: 1 BB: 2 P: 26	R: 0 E: 0 K: 0 S: 5 H: 0 LOB: 0 BB: 0 P: 8	R: 0 E: 0 K: 1 S: 6 H: 0 LOB: 0 BB: 0 P: 8	R: 0 E: 0 K: 1 S: 9 H: 0 LOB: 0 BB: 0 P: 10	R: 0 E: 0 K: 0 S: 13 H: 1 LOB: 1 BB: 0 P: 20	R: 3 E: 0 K: 1 S: 20 H: 2 LOB: 1 BB: 2 P: 38	R: 0 E: 0 K: 1 S: 9 H: 0 LOB: 0 BB: 0 P: 10

1B: 2	SF: 0	WP: 1	PA: 39
2B: 1	SAC: 0	PB: 0	
3B: 0	DP: 0	SB: 1	
HR: 2	HBP: 0	CS: 0	

PITCHER		IP	WLS	BF	H	R	ER	SO	BB	IBB	HBP	BLK	WP	HR	S	P	ERA	WHIP
27 Brett Cecil, L ERA: 6.19	(1, 1)	6.0	W	25	2	3	3	5	4	0	0	0	0	2	54	92	4.50	1.000
54 Jason Frasor, R ERA: 2.84	(7, 1)	1.0		4	1	0	0	0	0	0	0	0	0	0	13	20	0.00	1.000
34 Marc Rzepczynski, L ERA: 4.32	(8, 1)	0.2		5	1	3	3	1	2	0	0	0	1	0	16	31	40.50	4.500
44 Casey Janssen, R ERA:	(8, 1)	0.1	H	2	1	0	0	0	0	0	0	0	0	0	4	7	0.00	3.000
60 Jon Rauch, R ERA: 2.7	(9, 1)	1.0	S	3	0	0	0	1	0	0	0	0	0	0	9	10	0.00	0.000

PITCHER		IP	WLS	BF	H	R	ER	SO	BB	IBB	HBP	BLK	WP	HR	S	P	ERA	WHIP

Batter	1	2	3	4	5	6	7	8	9	AB	R	H	RBI	BB	SO	LOB
5 Yunel Escobar, R (1, 6) OBP: 0.460, SLG: 0.575	F FF 93 B CU 75 B FF 92 F SI 93 X CU 75 2-2 G5-3		X SI 93 0-0 G4-3		B SI 94 B FC 89 X FF 92 2-0 G4-3			C SI 97 S SI 95 F SL 86 C SL 82 0-3 K 1-2		4	0	0	0	0	1	2
16 Corey Patterson, L (1, 8) OBP: 0.304, SLG: 0.522	C FF 93 X CH 87 0-1 G3-1		C FF 93 S FC 90 X CU 74 0-2 G3-1			C FC 88 S FF 93 B CU 77 S FF 93 1-3 K		B CH 89 X FF 95 1-0 G3		4	0	0	0	0	1	0
19 José Bautista, R (1, 9) OBP: 0.472, SLG: 0.537	B FF 94 C CH 86 X FF 94 1-1 F8			S FC 88 B CU 76 X FC 87 1-1 G1-3		C CU 74 C FC 87 B FC 87 B CU 75 X FC 89 2-2 P4			C FF 94 B FF 94 S FF 94 B FS 88 X FF 94 2-2 F7	4	0	0	0	0	0	0
26 Adam Lind, L (1, 3) OBP: 0.267, SLG: 0.345		B CH 87 B FF 93 F FF 93 F FC 90 C FF 93 2-3 K		B FC 90 S FC 90 X FF 93 1-1 G1-4-3		B FF 93 F FC 88 B CH 87 B CH 87 B FF 93 4-1 BB			C SL 79 F FF 94 B FF 93 F FF 94 B FF 94 S FS 88 2-3 K	3	0	0	0	1	2	0
2 Aaron Hill, R (1, 4) OBP: 0.259, SLG: 0.296		B CU 73 X SI 93 1-0 45 1B 2B		B FF 94 B CH 87 B FC 90 C FF 92 C SI 93 B FF 93 4-2 45 S BB		C CU 74 S FC 90 S CU 75 0-3 K			C FF 94 B FS 87 B SL 80 B FF 91 X FF 91 3-1 45 DI 1B	3	1	2	0	1	1	1
45 Travis Snider, L (1, 7) OBP: 0.264, SLG: 0.277		S FF 94 B FC 92 B FC 92 X CH 90 2-1 8 S 28 S 2-H 1B		B FC 91 C CU 74 1 SAFE F CH 86 B CU 75 F CU 76 B FF 94 F FF 92 X CU 76 3-2 G4-3 1-2			C FF 93 F FC 88 F CU 75 B FF 93 C FF 93 1-3 K		B FF 92 B FF 94 B FF 93 C FF 93 X FF 92 3-1 F7 1-3	4	0	1	1	0	1	2
28 Jayson Nix, R (1, 10) OBP: 0.342, SLG: 0.500		1 SAFE 1 SAFE 1 SAFE B FF 92 1 SAFE F FF 91 1 SAFE B CU 74 S FF 93 2-3 C CU 75 K 1-2			S FF 92 C FC 88 B CU 74 F FF 92 B SI 93 S FC 93 2-3 K		F FF 92 C CU 75 S FC 89 0-3 K			3	0	0	0	0	3	1
8 José Molina, R (1, 2) OBP: 0.381, SLG: 0.650		B FF 94 F FF 93 B SI 93 C FC 90 C CU 74 2-3 K 2-3			B FC 88 F FC 89 B FF 92 X FF 92 2-1 6 FC5-4 1B		C FF 93 X FF 92 0-1 L3			3	0	1	0	0	1	1
6 John McDonald, R (1, 5) OBP: 0.440, SLG: 0.400			C FF 93 C CU 74 B CU 76 B FF 93 C FF 93 2-3 K		X FF 94 0-0 FC5-4 1-2f			B FF 97 B FF 96 C FF 95 B FF 96 X FF 96 3-1 5 CS 1B		3	0	1	0	0	1	1
Inning Stats	R: 0 E: 0 K: 0 S: 7 H: 0 LOB: 0 BB: 0 P: 10	R: 1 E: 0 K: 3 S: 12 H: 2 LOB: 1 BB: 0 P: 21	R: 0 E: 0 K: 1 S: 7 H: 0 LOB: 0 BB: 0 P: 9	R: 0 E: 0 K: 0 S: 11 H: 0 LOB: 1 BB: 1 P: 20	R: 0 E: 0 K: 1 S: 8 H: 1 LOB: 1 BB: 0 P: 14	R: 0 E: 0 K: 2 S: 10 H: 0 LOB: 1 BB: 1 P: 17	R: 0 E: 0 K: 2 S: 9 H: 0 LOB: 0 BB: 0 P: 10	R: 0 E: 0 K: 1 S: 7 H: 1 LOB: 0 BB: 0 P: 11	R: 0 E: 0 K: 1 S: 11 H: 1 LOB: 1 BB: 0 P: 21	1B: 4 2B: 1 3B: 0 HR: 0 SF: 0 SAC: 0 DP: 0 HBP: 0						

TOP

Toronto Blue Jays @ Boston Red Sox

Fenway Park, Boston, MA

Sat Apr 16 2011, 1:11 PM - 4:22 PM EDT

Att. 37,310 - Cloudy - 45 F

livebaseballscorecards.com

AB	31
R	1
H	5
RBI	1
BB	2
SO	11
LOB	8

PITCHER		IP	WLS	BF	H	R	ER	SO	BB	IBB	HBP	BLK	WP	HR	S	P	ERA	WHIP
19 Josh Beckett, R ERA: 1.8	(1, 1)	7.0	W	26	3	1	1	9	2	0	0	0	0	0	64	101	1.29	0.714
51 Daniel Bard, R ERA: 7.94	(8, 1)	1.0	H	3	1	0	0	1	0	0	0	0	0	0	7	11	0.00	1.000
58 Jonathan Papelbon, R ERA: 1.8	(9, 1)	1.0	S	4	1	0	0	1	0	0	0	0	0	0	11	21	0.00	1.000

PITCHER	IP	WLS	BF	H	R	ER	SO	BB	IBB	HBP	BLK	WP	HR	S	P	ERA	WHIP

BOTTOM

Toronto Blue Jays @ Boston Red Sox

Fenway Park, Boston, MA

Sat Apr 16 2011, 1:11 PM - 4:22 PM EDT

Att. 37,310 - Cloudy - 45 F

livebaseballscorecards.com

Batter	1	2	3	4	5	6	7	8	9	AB	R	H	RBI	BB	SO	LOB
12 Jed Lowrie, S (1, 6) OBP: 0.542, SLG: 0.727	C SI 90 X FF 91 0-1 15 BB 28 1B 1B	B FF 90 1 SAFE 1 SAFE 1 SAFE B SI 92 1 SAFE F SI 91 F SI 91 1 SAFE 2-2 F SI 90 X CH 84 1-H HR	B SI 90 F SI 90 B SI 90 X SI 90 2-1 ③ F9		1 SAFE B FF 90 X CH 81 1-0 ③ F7 1-2			C SI 93 B SI 94 B FF 93 F SI 94 F SI 94 X FF 94 2-2 15 CS 1B		5	2	3	2	0	0	3
15 Dustin Pedroia, R (1, 4) OBP: 0.421, SLG: 0.540	1 SAFE C SI 91 L SI 92 B SL 84 B CH 84 B CH 83 F SI 92 F SI 91 D SL 85 4-2 28 1B 20 2B 1-2 BB	C SI 90 B SL 84 X SL 83 1-1 ① G5-3	B SL 81 C SI 88 X SL 81 1-1 20 G4-6-3 28 BB 1B			B FF 88 C FF 89 B FF 90 F CH 82 X CU 76 2-2 ① F9		B FF 93 S SI 93 B FF 93 S SI 92 F FF 93 1 SAFE B SI 90 1 SAFE S SI 93 3-3 ① ② K 1-2		4	1	1	0	1	1	1
28 Adrián González, L (1, 3) OBP: 0.368, SLG: 0.396	B FF 91 C FF 91 C FF 92 X SI 92 1-2 20 2B 1-2 2-H 1B	B FF 90 B SL 84 B FF 90 B FF 90 4-0 34 WP BB	B SI 89 C SI 90 C SI 90 B SI 91 B SL 82 F SI 90 B SI 89 4-2 20 G4-6-3 1-2 BB			B CU 74 C CH 82 C FF 91 B SL 84 B CH 80 X CH 82 3-2 ② F9		C SL 82 B SL 80 C FF 93 B SL 82 B FF 93 S SI 93 3-3 ③ K		3	0	1	1	2	1	0
20 Kevin Youkilis, R (1, 5) OBP: 0.436, SLG: 0.385	C SI 91 X SI 92 0-1 1-3 2-H 2B	F SI 91 X SI 90 0-1 ② P3		C FF 89 X FF 89 0-1 ① ② G4-6-3 1-2f 2-3		B SL 80 C CH 82 C SL 84 S FF 92 1-3 ③ K				4	0	1	1	0	1	3
34 David Ortiz, L (1, 10) OBP: 0.365, SLG: 0.488	B SI 93 B SL 84 S SL 84 B SI 92 S FF 92 F FF 92 B FF 92 4-2 BB	C SI 91 B SI 90 B CU 77 F SL 83 F FF 90 C SL 84 2-3 ③ K 1-2		C CU 75 B FF 89 B FF 90 S CH 80 B SL 83 D SL 83 4-2 BB			B FC 90 B FF 90 C FF 90 F FF 90 B FF 90 B FF 90 4-2 33 SH5-3 23 1B BB			1	0	0	0	3	1	1
23 Mike Cameron, R (1, 9) OBP: 0.250, SLG: 0.200 (8, 7)	B CH 84 F CH 83 F SI 91 C FF 91 1-3 ① K		B SL 82 B SI 89 F SI 89 C SI 90 X SL 84 2-2 33 G5-4-3 1B	C FF 90 D SL 83 B SL 83 C CH 81 S SL 83 2-3 ③ K			B FC 91 X FF 90 1-0 33 SH5-3 1-2 1B			4	0	2	0	0	2	5
33 Jason Varitek, S (1, 2) OBP: 0.143, SLG: 0.077	B SI 93 B CH 84 C SI 92 S FF 91 S FF 92 2-3 ② K		B SI 90 B SI 86 1 SAFE F SI 89 X SI 89 2-1 ① ② G5-4-3 1-2f		C FF 88 S CU 75 F FF 90 B SL 84 X SL 82 1-2 ① F9		X FC 90 0-0 ① SH5-3 1-2 2-3			3	0	0	0	0	1	4
54 Darnell McDonald, R (1, 7) OBP: 0.250, SLG: 0.455 7 J.D. Drew, L (7, PH) OBP: 0.333, SLG: 0.281 (8, 9)	F FF 91 F CH 85 B FF 92 B SI 93 X CH 84 2-2 ③ G4-3		B SI 90 X CH 83 1-0 2 HBP 1B		B SL 80 X CH 83 1-0 ② P4		B FF 92 C FF 90 C FF 91 B FC 92 F FC 90 X FF 91 2-2 ② P5			3 1	0 0	1 0	0 0	0 0	0 0	3 2
2 Jacoby Ellsbury, L (1, 8) OBP: 0.292, SLG: 0.357		C SI 89 F FF 89 B FF 91 B SI 90 F FF 91 F SL 83 F SI 90 B SL 84 B SI 91 4-2 12 HR BB	1 SAFE C SI 90 H SI 90 1-1 1-2 HBP		B FF 91 F FF 90 B FF 91 B CH 82 B FF 90 4-1 12 S BB		B SI 91 X FF 93 1-0 ③ G5-3			1	1	0	0	2	0	2
Inning Stats	R: 2 E: 0 K: 2 S: 23 H: 3 LOB: 3 BB: 2 P: 37	R: 2 E: 0 K: 1 S: 17 H: 1 LOB: 1 BB: 2 P: 30	R: 0 E: 0 K: 0 S: 9 H: 2 LOB: 2 BB: 0 P: 17	R: 0 E: 0 K: 1 S: 12 H: 1 LOB: 2 BB: 2 P: 23	R: 0 E: 0 K: 0 S: 7 H: 0 LOB: 1 BB: 1 P: 14	R: 0 E: 0 K: 1 S: 9 H: 0 LOB: 0 BB: 0 P: 15	R: 0 E: 0 K: 0 S: 9 H: 1 LOB: 2 BB: 1 P: 17	R: 0 E: 0 K: 2 S: 11 H: 1 LOB: 0 BB: 0 P: 19		1B: 7 2B: 2 3B: 0 HR: 1 SF: 0 SAC: 1 DP: 3 HBP: 1				WP: 1 PB: 0 SB: 1 CS: 1 PA: 39		

	AB	29
	R	4
	H	9
	RBI	4
	BB	8
	SO	7
	LOB	24

PITCHER		IP	WLS	BF	H	R	ER	SO	BB	IBB	HBP	BLK	WP	HR	S	P	ERA	WHIP
37 Jo-Jo Reyes, L ERA: 6.75	(1, 1)	3.0	L	21	7	4	4	3	5	0	1	0	1	1	54	94	12.00	4.000
33 Carlos Villanueva, R ERA: 0.93	(4, 1)	3.0		10	0	0	0	2	2	0	0	0	0	0	23	42	0.00	0.667
29 Octavio Dotel, R ERA: 6.75	(7, 1)	0.2		4	1	0	0	0	1	0	0	0	0	0	8	15	0.00	3.000
47 Luis Perez, L ERA:	(7, 1)	1.1		4	1	0	0	2	0	0	0	0	0	0	12	21	0.00	0.750

PITCHER	IP	WLS	BF	H	R	ER	SO	BB	IBB	HBP	BLK	WP	HR	S	P	ERA	WHIP

Toronto Blue Jays @ Boston Red Sox

Fenway Park, Boston, MA

Sun Apr 17 2011, 1:40 PM - 4:42 PM EDT

Att. 37,802 - Partly Cloudy - 57 F

livebaseballscorecards.com

Batter	1	2	3	4	5	6	7	8	9	AB	R	H	RBI	BB	SO	LOB
5 Yunel Escobar, R (1, 6) OBP: 0.426, SLG: 0.523	G5-3		G6-4-3		K		K			4	0	0	0	0	2	4
16 Corey Patterson, L (1, 8) OBP: 0.333, SLG: 0.538	K		2B			G1-3		BB		3	0	1	0	1	1	0
19 José Bautista, R (1, 9) OBP: 0.456, SLG: 0.533	2B		K			G5-3		F8		4	0	1	0	0	1	2
26 Adam Lind, L (1, 3) OBP: 0.281, SLG: 0.345	G3			F7		1B		BB		3	0	1	0	1	0	1
2 Aaron Hill, R (1, 4) OBP: 0.274, SLG: 0.298		BB		G5-3		L7		1B		3	1	1	0	1	0	1
9 J.P. Arencibia, R (1, 2) OBP: 0.372, SLG: 0.615		1B		K			1B	K		4	0	2	0	0	2	2
45 Travis Snider, L (1, 10) OBP: 0.246, SLG: 0.255		G6-4-3			K		E6		P5	4	0	0	0	0	1	3
20 Juan Rivera, R (1, 7) OBP: 0.239, SLG: 0.103		BB			G6-3		L4-3		F9	3	0	0	0	1	0	2
28 Jayson Nix, R (1, 5) OBP: 0.381, SLG: 0.500		CS	BB		1B		BB		F7	2	0	1	0	2	0	0
Inning Stats	R: 0 E: 0 K: 1 S: 14 H: 1 LOB: 1 BB: 0 P: 19	R: 1 E: 0 K: 0 S: 8 H: 1 LOB: 0 BB: 2 P: 20	R: 0 E: 0 K: 1 S: 6 H: 1 LOB: 1 BB: 1 P: 14	R: 0 E: 0 K: 1 S: 9 H: 0 LOB: 0 BB: 0 P: 12	R: 0 E: 0 K: 2 S: 11 H: 1 LOB: 1 BB: 0 P: 20	R: 0 E: 0 K: 0 S: 10 H: 1 LOB: 1 BB: 0 P: 15	R: 0 E: 1 K: 1 S: 17 H: 1 LOB: 2 BB: 1 P: 26	R: 0 E: 0 K: 1 S: 9 H: 1 LOB: 2 BB: 2 P: 20	R: 0 E: 0 K: 0 S: 6 H: 0 LOB: 0 BB: 0 P: 8	1B: 5 2B: 3 3B: 0 HR: 0 SF: 0 SAC: 0 DP: 3 HBP: 0							

TOP	
AB	30
R	1
H	7
RBI	0
BB	6
SO	7
LOB	15

WP: 0 PB: 0 SB: 2 CS: 3 PA: 37

PITCHER		IP	WLS	BF	H	R	ER	SO	BB	IBB	HBP	BLK	WP	HR	S	P	ERA	WHIP
31 Jon Lester, L ERA: 3.2	(1, 1)	6.0	W	25	6	1	1	5	3	0	0	0	0	0	65	110	1.50	1.500
51 Daniel Bard, R ERA: 6.75	(7, 1)	1.0		3	0	0	0	1	1	0	0	0	0	0	10	16	0.00	1.000
61 Felix Doubront, L ERA: 6.75	(8, 1)	0.2		4	1	0	0	0	2	0	0	0	0	0	6	14	0.00	4.500
52 Bobby Jenks, R ERA: 7.71	(8, 1)	0.1		1	0	0	0	1	0	0	0	0	0	0	3	6	0.00	0.000
35 Dan Wheeler, R ERA: 11.81	(9, 1)	1.0		3	0	0	0	0	0	0	0	0	0	0	6	8	0.00	0.000

PITCHER	IP	WLS	BF	H	R	ER	SO	BB	IBB	HBP	BLK	WP	HR	S	P	ERA	WHIP

Batter	1	2	3	4	5	6	7	8	9	AB	R	H	RBI	BB	SO	LOB
13 Carl Crawford, L (1, 7) OBP: 0.172, SLG: 0.145	C FC 88 C SI 88 B SI 91 S SL 86 1-3 ① **K**	B FC 90 S CH 82 S SL 83 B FF 92 X CH 82 2-2 ② G3			C FC 89 B FC 88 X SL 85 1-1 ② B1-3		X SI 92 0-0 ② G1-3			4	0	0	0	0	1	0
15 Dustin Pedroia, R (1, 4) OBP: 0.393, SLG: 0.500	B FC 88 F SL 85 B CH 81 X SI 89 2-1 ② G5-3	C FC 87 B SL 85 F CH 83 B CU 79 B SI 91 X CH 82 3-2 ③ G6-3			C SI 89 B SL 84 S FC 90 B FC 91 X FF 89 2-2 ③ F8		C FC 90 C CU 79 B SI 93 B SL 86 F SL 87 F FF 94 X CU 76 2-2 ③ G6-3			4	0	0	0	0	0	0
28 Adrián González, L (1, 3) OBP: 0.377, SLG: 0.423	F SI 89 F SL 81 B SL 87 B SI 90 X CH 82 2-2 20 PB 1B		X SL 85 0-0 ① G4-3			S SL 84 C SL 83 B SL 83 X SL 83 1-2 ① F8		C SI 85 B SL 79 X SI 87 1-1 34 PB 12 E 2B		4	1	2	0	0	0	0
20 Kevin Youkilis, R (1, 5) OBP: 0.424, SLG: 0.357	C SL 85 F SI 89 B FC 91 B FC 89 B FC 91 S SL 85 3-3 ③ **K** **1-2**		C FC 89 B SI 90 B SL 86 F FC 91 X SI 91 2-2 ② G6-3			C CU 74 F SL 83 B SI 91 B SL 81 B FC 91 S SL 83 3-3 ② **K**		B FF 87 H CH 81 2-0 34 PB 12 E HBP		3	1	0	0	0	2	1
34 David Ortiz, L (1, 10) OBP: 0.375, SLG: 0.478		C SI 89 X FC 89 0-1 ① G3	B SI 90 S SL 86 X CH 83 1-1 ③ G6-3			B SL 83 X SI 89 1-0 7 BB 12 E 39 1B 1B		F SI 86 F FF 85 F SL 80 B SL 80 B CH 84 F CH 82 B CH 84 B SI 86 4-2 12 E BB **1-2** **2-3**		3	1	1	0	1	0	0
12 Jed Lowrie, S (1, 6) OBP: 0.500, SLG: 0.654		X FF 87 0-0 7 1B 39 1B 1B	C SI 88 F SL 85 B FF 90 S SL 85 1-3 ① **K**			X CH 81 0-0 E5 7 BB 39 1B **1-2**		X SI 85 0-0 E3 **1-3** **2-H** **3-H**		4	2	1	1	0	1	2
7 J.D. Drew, L (1, 9) OBP: 0.350, SLG: 0.286		C SL 85 X SI 88 0-1 39 1B 2 HR 1B **1-3**	S SL 85 C FC 90 B FC 86 S FF 88 1-3 ② **K**			B CH 84 C SL 84 B CH 81 C SL 83 B FC 90 B SL 82 4-2 39 1B 39 1B BB **1-2** **2-3**		C FF 86 B SI 86 B SI 84 F CH 82 B SI 86 S CH 82 3-3 ① **K**		3	1	1	0	1	2	2
39 Jarrod Saltalamacchia, S (1, 2) OBP: 0.250, SLG: 0.212		C CH 81 F SI 90 X CH 83 0-2 2 HR 1B **1-2** **3-H**	B CU 75 C SL 84 B FC 91 B SL 84 F FC 88 X SL 83 3-2 ③ G3			B FF 91 S SL 84 B FC 89 F SL 83 X SL 83 2-2 ③ 1B **1-H** **2-H** **3-H**		S SL 79 S SL 79 B SI 86 F SL 78 X SL 80 1-2 ② F8		4	1	2	3	0	0	2
2 Jacoby Ellsbury, L (1, 8) OBP: 0.288, SLG: 0.413		B FF 91 B SL 86 X SI 91 2-0 **HR** **1-H** **2-H**			X FC 88 0-0 ① F9		X FF 91 0-0 ① B5-3	B C FF 92 F CH 86 C SI 94 1-3 ③ **K**		4	1	1	3	0	1	2
Inning Stats	R: 0 E: 0 K: 2 S: 11 H: 1 LOB: 1 BB: 0 P: 19	R: 4 E: 0 K: 0 S: 15 H: 4 LOB: 0 BB: 0 P: 22	R: 0 E: 0 K: 0 S: 6 H: 0 LOB: 0 BB: 0 P: 9	R: 0 E: 0 K: 2 S: 9 H: 0 LOB: 0 BB: 0 P: 14	R: 0 E: 0 K: 0 S: 6 H: 0 LOB: 0 BB: 0 P: 9	R: 2 E: 1 K: 1 S: 13 H: 2 LOB: 2 BB: 1 P: 24	R: 0 E: 0 K: 0 S: 7 H: 0 LOB: 0 BB: 0 P: 9	R: 2 E: 1 K: 2 S: 17 H: 1 LOB: 2 BB: 1 P: 29		1B: 6 2B: 1 3B: 0 HR: 1 SF: 0 SAC: 0 DP: 0 HBP: 1				WP: 0 PB: 2 SB: 0 CS: 0 PA: 36		

BOTTOM

Toronto Blue Jays @ Boston Red Sox

Fenway Park, Boston, MA

Sun Apr 17 2011, 1:40 PM - 4:42 PM EDT

Att. 37,802 - Partly Cloudy - 57 F

livebaseballscorecards.com

AB	33
R	8
H	8
RBI	7
BB	2
SO	7
LOB	9

PITCHER		IP	WLS	BF	H	R	ER	SO	BB	IBB	HBP	BLK	WP	HR	S	P	ERA	WHIP
51 Jesse Litsch, R ERA: 3.63	(1, 1)	6.0	L	26	7	6	4	5	1	0	0	0	0	1	60	97	6.00	1.333
44 Casey Janssen, R ERA:	(7, 1)	1.0		3	0	0	0	0	0	0	0	0	0	0	7	9	0.00	0.000
57 Shawn Camp, R ERA: 3.52	(8, 1)	0.2		6	1	2	1	1	1	0	1	0	0	0	14	25	13.50	3.000
54 Jason Frasor, R ERA: 2.7	(8, 1)	0.1		1	0	0	0	1	0	0	0	0	0	0	3	4	0.00	0.000

PITCHER	IP	WLS	BF	H	R	ER	SO	BB	IBB	HBP	BLK	WP	HR	S	P	ERA	WHIP

Batter	1	2	3	4	5	6	7	8	9	AB	R	H	RBI	BB	SO	LOB
5 Yunel Escobar, R (1, 6) OBP: 0.414, SLG: 0.563	T FF 92 B SL 80 B SL 78 B FC 91 F FF 92 F FF 92 F SI 91 X FF 91 3-2 ① F9		F FC 91 X SI 90 0-1 ② F8			X FC 88 0-0 ② F9			B KN 66 C KN 66 X KN 66 1-1 HR	4	1	1	1	0	0	0
16 Corey Patterson, L (1, 8) OBP: 0.290, SLG: 0.467	C FF 92 X FF 91 0-1 ② F9		C SL 81 F SI 91 B FF 91 S SI 91 1-3 ③ K			X SI 90 0-0 ③ L8			C KN 65 X KN 66 0-1 ② P5	4	0	0	0	0	1	0
19 José Bautista, R (1, 9) OBP: 0.443, SLG: 0.510	C FF 92 S FF 93 B SL 83 X SI 93 1-2 1B			C FC 90 B FF 91 B FC 90 X SI 90 2-1 ① G5-3			C FF 90 S SL 82 B FC 91 B SL 82 B FF 91 X FC 92 3-2 ① F8		B KN 65 F KN 66 B KN 66 X KN 66 2-1 ③ F7	4	0	1	0	0	0	0
26 Adam Lind, L (1, 3) OBP: 0.269, SLG: 0.328	B FF 91 1 SAFE 1 SAFE B FF 91 S FC 89 C SI 90 1 SAFE X FS 78 2-2 ③ G3			B FF 90 C SI 91 X FC 91 1-1 ② F7			F FS 77 B FF 91 X FC 89 1-1 ② P5			3	0	0	0	0	0	1
2 Aaron Hill, R (1, 4) OBP: 0.262, SLG: 0.283 6 John McDonald, R (7, 4) OBP: 0.440, SLG: 0.400		B FF 90 X FF 89 1-0 ① F7		B SL 81 C FC 90 B SL 83 X FC 90 2-1 ③ F8			B FF 90 X FC 90 1-0 ③ G5-3			3 0	0 0	0 0	0 0	0 0	0 0	0 0
9 J.P. Arencibia, R (1, 2) OBP: 0.348, SLG: 0.571		C FC 89 B SL 79 S FC 90 F FF 92 B SL 81 X FC 91 2-2 ② F8			S SL 80 B SL 80 F FC 90 S SL 81 1-3 ① K			C FC 90 X CU 80 0-1 ① G6-3		3	0	0	0	0	1	0
45 Travis Snider, L (1, 7) OBP: 0.250, SLG: 0.245		S FF 91 S FS 80 B FF 91 B SI 92 F FF 91 B FS 80 F FF 91 B FC 91 4-2 BB			B SL 79 B FF 91 C FF 89 X SI 91 2-1 ② F7			X FF 91 0-0 ② G6-3		2	0	0	0	1	0	0
10 Edwin Encarnación, R (1, 10) OBP: 0.261, SLG: 0.318		B SI 92 F FF 90 B FF 90 F SI 92 F FF 92 1 SAFE 1 SAFE X FC 89 2-2 ③ F7			C SL 81 X SI 92 0-1 ③ G6-3			C FF 92 B CU 79 F FC 91 F FF 92 F FC 88 X SI 92 1-2 ③ P5		3	0	0	0	0	0	1
28 Jayson Nix, R (1, 5) OBP: 0.356, SLG: 0.462			L FF 89 B SL 80 B FC 89 F FC 89 X FF 92 2-2 ① P5			C FC 89 C SL 80 C SL 81 0-3 ① K			C KN 67 C KN 66 B KN 67 X KN 67 1-2 ① P6	3	0	0	0	0	1	0
Inning Stats	R: 0 E: 0 K: 0 S: 13 H: 1 LOB: 1 BB: 0 P: 19	R: 0 E: 0 K: 0 S: 13 H: 0 LOB: 1 BB: 1 P: 22	R: 0 E: 0 K: 1 S: 8 H: 0 LOB: 0 BB: 0 P: 11	R: 0 E: 0 K: 0 S: 6 H: 0 LOB: 0 BB: 0 P: 11	R: 0 E: 0 K: 1 S: 7 H: 0 LOB: 0 BB: 0 P: 10	R: 0 E: 0 K: 1 S: 5 H: 0 LOB: 0 BB: 0 P: 5	R: 0 E: 0 K: 0 S: 6 H: 0 LOB: 0 BB: 0 P: 11	R: 0 E: 0 K: 0 S: 8 H: 0 LOB: 0 BB: 0 P: 9	R: 1 E: 0 K: 0 S: 9 H: 1 LOB: 0 BB: 0 P: 13	1B: 1 2B: 0 3B: 0 HR: 1	SF: 0 SAC: 0 DP: 0 HBP: 0		WP: 0 PB: 0 SB: 0 CS: 0		PA: 30		

PITCHER		IP	WLS	BF	H	R	ER	SO	BB	IBB	HBP	BLK	WP	HR	S	P	ERA	WHIP
18 Daisuke Matsuzaka, R ERA: 6.43	(1, 1)	7.0	W	23	1	0	0	3	1	0	0	0	0	0	58	89	0.00	0.286
91 Alfredo Aceves, R ERA: 2.35	(8, 1)	1.0		3	0	0	0	0	0	0	0	0	0	0	8	9	0.00	0.000
49 Tim Wakefield, R ERA: 6.1	(9, 1)	1.0		4	1	1	1	0	0	0	0	0	0	1	9	13	9.00	1.000

PITCHER	IP	WLS	BF	H	R	ER	SO	BB	IBB	HBP	BLK	WP	HR	S	P	ERA	WHIP

Toronto Blue Jays @ Boston Red Sox

Fenway Park, Boston, MA

Mon Apr 18 2011, 11:10 AM - 1:56 PM EDT

Att. 37,916 - Partly Cloudy - 49 F

TOP

livebaseballscorecards.com

AB	29
R	1
H	2
RBI	1
BB	1
SO	3
LOB	2

Batter	1	2	3	4	5	6	7	8	9	AB	R	H	RBI	BB	SO	LOB
7 J.D. Drew, L (1, 9) OBP: 0.378, SLG: 0.359 54 Darnell McDonald, R (8, 9) OBP: 0.250, SLG: 0.455	B SI 89 X SI 90 1-0 12 1B 3B	B FF 91 C CH 82 B SL 83 B SI 92 B FF 91 4-1 15 1B BB		C SI 91 X SI 88 0-1 1B	C FF 92 X SI 93 0-1 ③ G6-3		C FF 91 X FF 91 0-1 ① F8			4 0	1 0	2 0	0 0	1 0	0 0	1 0
15 Dustin Pedroia, R (1, 4) OBP: 0.409, SLG: 0.491	B FF 92 S FF 92 F FF 93 D CU 78 D CU 79 B FF 93 4-2 34 BB 12 1B BB	1 SAFE C CH 84 D CH 84 F FF 92 B CH 85 X CH 85 2-2 1-2 1B		B SI 91 D SI 91 X FF 93 2-0 ① F8		B FF 92 C SI 92 B SI 92 B SI 91 B SI 92 4-1 28 FC5-6 BB	C SL 81 S FF 91 T FF 92 0-2 ② K			3	1	1	0	2	1	1
28 Adrián González, L (1, 3) OBP: 0.364, SLG: 0.421	B FF 92 F SI 92 F SI 92 B SI 95 S CH 86 2-3 ① K	F SI 92 F CH 84 C FF 93 0-3 ③ K		D CU 75 C FF 90 C FF 92 S FF 92 1-3 ② K		F SI 92 B SI 93 F SL 81 X SI 92 1-2 ① FC5-6 20 HR 1-2f	S FF 92 B FC 92 S FF 92 X FC 92 1-2 2B			5	1	1	0	0	3	6
20 Kevin Youkilis, R (1, 5) OBP: 0.422, SLG: 0.447	B FF 91 D CH 86 1 SAFE F FF 94 F FF 92 S CH 85 2-3 ② K		B SI 90 F SI 91 S CH 85 B FF 93 X FF 92 2-2 34 1B 2B	C CH 84 B CH 86 F FF 92 B FF 94 X FF 93 2-2 ③ F9		B FF 92 B FF 91 B FF 92 C FF 91 X FF 91 3-1 1-H HR	B FC 92 C SL 81 B FC 92 F FC 91 X FF 91 2-2 ③ F7			5	2	2	2	0	1	4
34 David Ortiz, L (1, 10) OBP: 0.393, SLG: 0.469	B SI 93 F SI 92 B CU 76 D SI 92 S FF 93 B CH 84 4-2 12 1B 1-2 BB		C SI 89 C SI 92 B CU 79 B CU 77 F CH 84 X SI 92 2-2 33 FC6-4 12 1B 2-H 1B		B FF 91 B FF 89 B SI 89 C SI 90 B FF 90 4-1 12 HR BB	B FF 92 B FF 92 C FF 92 X SI 93 2-1 ② G5-3		F FF 92 B FF 91 X FF 92 1-1 ① F9		3	1	1	1	2	0	0
12 Jed Lowrie, S (1, 6) OBP: 0.545, SLG: 0.774	X FF 94 0-0 1-3 2-H 3-H 1B		F SI 93 X CH 85 0-1 33 FC6-4 1-2 1B		B FF 92 C SI 90 X SL 84 1-1 1-H HR	C SI 92 X SI 93 0-1 13 2B 1B		C FF 92 F FC 91 S FF 92 0-3 ② K		5	2	4	4	0	1	0
13 Carl Crawford, L (1, 7) OBP: 0.175, SLG: 0.167	C FF 93 B FF 95 F CU 77 D CU 78 1 SAFE F CH 85 F FF 92 X CU 78 2-2 ③ F7		F FF 92 M FF 92 F FF 94 X CU 76 0-2 ① F4		C SI 91 B FF 91 B FF 92 X FF 90 2-1 ① F7	1 SAFE B FF 92 X FF 91 1-0 1-H 2B		B FF 91 B FF 93 B FF 91 C FF 92 X FF 92 3-1 ③ G1-4-3		5	0	1	1	0	0	4
33 Jason Varitek, S (1, 2) OBP: 0.167, SLG: 0.063		B FF 91 X FF 88 1-0 ① F8	S CU 76 S CH 86 X CH 86 0-2 ② FC6-4 1-2f 2-3		S FF 90 S FF 89 B CH 85 B CH 85 B FF 91 B FF 91 4-2 BB	C FC 91 S FF 91 C FC 92 0-3 ③				3	0	0	0	1	1	3
2 Jacoby Ellsbury, L (1, 8) OBP: 0.286, SLG: 0.460		C FF 91 X SI 91 0-1 ② L6	C CU 77 B CU 78 D SI 92 S CH 85 B CH 86 F CH 85 F CH 84 X FF 92 3-2 ③ F7		F SI 92 C SI 94 B FF 92 F SI 93 D SL 81 S SI 92 2-3 ② K		B FF 90 S FC 91 C FF 91 F FF 92 X FC 91 1-2 HR			4	1	1	1	0	1	3
Inning Stats	R: 2 E: 0 K: 2 S: 17 H: 2 LOB: 2 BB: 2 P: 32	R: 0 E: 0 K: 1 S: 10 H: 1 LOB: 2 BB: 1 P: 17	R: 1 E: 0 K: 0 S: 21 H: 3 LOB: 2 BB: 0 P: 28	R: 0 E: 0 K: 1 S: 9 H: 1 LOB: 1 BB: 0 P: 14	R: 2 E: 0 K: 1 S: 13 H: 1 LOB: 1 BB: 2 P: 26	R: 3 E: 0 K: 1 S: 14 H: 3 LOB: 1 BB: 1 P: 25	R: 1 E: 0 K: 1 S: 15 H: 2 LOB: 1 BB: 0 P: 19	R: 0 E: 0 K: 1 S: 7 H: 0 LOB: 0 BB: 0 P: 11		1B: 6 2B: 3 3B: 1 HR: 3	SF: 0 SAC: 0 DP: 0 HBP: 0			WP: 0 PB: 0 SB: 0 CS: 0	PA: 43	

PITCHER		IP	WLS	BF	H	R	ER	SO	BB	IBB	HBP	BLK	WP	HR	S	P	ERA	WHIP
24 Ricky Romero, L ERA: 3.12	(1, 1)	4.1	L	26	8	5	5	4	5	0	0	0	0	1	64	109	10.38	3.000
47 Luis Perez, L ERA: 10.13	(5, 1)	1.1		8	3	3	3	1	1	0	0	0	0	1	17	30	20.25	3.000
29 Octavio Dotel, R ERA: 6.75	(6, 1)	1.1		6	2	1	1	2	0	0	0	0	0	1	18	22	6.75	1.500
44 Casey Janssen, R ERA:	(8, 1)	1.0		3	0	0	0	1	0	0	0	0	0	0	7	11	0.00	0.000

PITCHER	IP	WLS	BF	H	R	ER	SO	BB	IBB	HBP	BLK	WP	HR	S	P	ERA	WHIP

BOTTOM

Toronto Blue Jays @ Boston Red Sox

Fenway Park, Boston, MA

Mon Apr 18 2011, 11:10 AM - 1:56 PM EDT

Att. 37,916 - Partly Cloudy - 49 F

livebaseballscorecards.com

AB	37
R	9
H	13
RBI	9
BB	6
SO	8
LOB	22

Batter	1	2	3	4	5	6	7	8	9	10	AB	R	H	RBI	BB	SO	LOB
2 Derek Jeter, R (1, 6) OBP: 0.303, SLG: 0.254	C FF 94 B SI 95 X SI 95 1-1 14 G3 1B		B FF 92 C FF 92 F FF 92 F FC 91 X FF 93 1-2 ① F9		1 SAFE X FC 90 0-0 ② L9		F FF 91 F FF 91 B FF 92 X SL 84 1-2 ① G6-3		S CH 82 S SI 88 B SL 80 B SI 85 F SL 79 X CH 84 2-2 ③ G5-3		5	0	1	0	0	0	1
14 Curtis Granderson, L (1, 8) OBP: 0.309, SLG: 0.608	C SI 95 S SI 94 B SI 95 B FC 91 B FC 90 F SI 94 1 SAFE X FF 94 3-2 ① G3 1-2		C CU 79 B FF 92 B FC 89 X SI 91 2-1 ② G4-3		C FF 92 1 SAFE 1 SAFE B FC 90 1-1 ③ CS 1-2	C CU 79 B SI 92 X SI 91 1-1 25 HR 1B	F CH 87 B FF 92 C FF 93 B CH 87 X CH 86 2-2 HR			C FF 90 B SL 86 B SL 84 F FF 90 F CU 73 B FF 90 F FF 89 X SL 84 3-2 ① F8	5	2	2	1	0	0	1
25 Mark Teixeira, S (1, 3) OBP: 0.364, SLG: 0.585	B FC 92 C SI 93 B SI 95 D CH 87 X SI 95 3-1 ② P5		C CH 84 H SI 92 1-1 HBP			B SI 92 B SI 92 B SI 91 C SI 91 X SI 92 3-1 1-H HR	C FF 92 S FF 92 B FF 92 X FF 92 1-2 ② P5			B SL 86 B SI 91 B FF 90 B FF 89 4-0 24 G4-3 BB	3	1	1	2	1	0	1
24 Robinson Canó, L (1, 4) OBP: 0.313, SLG: 0.587	B FF 93 F FC 92 B FF 94 S CH 87 C FC 91 2-3 ③ K		X SI 92 0-0 ③ G5-3			B FC 92 X CH 86 1-0 20 G4-3 12 BB 1B	B SI 91 F SI 93 B SI 92 F SI 92 B SL 84 F SI 92 S SI 92 3-3 ③ K			F SL 86 X FF 89 0-1 ② G4-3 1-2	5	0	1	0	0	2	3
33 Nick Swisher, S (1, 9) OBP: 0.359, SLG: 0.308		B FF 94 B FF 93 C FF 94 B SI 94 B FF 94 4-1 20 1B 12 BB BB		F SI 91 B CU 81 B SI 92 B FC 90 B FF 91 4-1 12 G4-6-3 BB		S CU 81 B FF 92 X FC 90 1-1 ① F8		S FF 87 S FF 89 B SL 82 B SL 82 X CH 82 2-2 20 G3-6-1 1B		B SL 84 B SL 84 C FF 89 S FF 90 B FF 90 F SL 84 B SL 83 4-2 BB	2	1	1	0	3	0	1
12 Eric Chavez, L (1, 5) OBP: 0.450, SLG: 0.500		B SI 93 C FF 92 F FF 92 B FC 91 B CH 86 B FC 90 4-2 20 1B 55 G6-4-3 1-2 BB		X SI 92 0-0 ①② G4-6-3 1-2f		B SI 91 B CU 80 S CH 90 C SI 92 D CU 81 B FC 89 4-2 20 G4-3 1-2 BB		C CH 80 B FF 89 D SL 83 F CH 81 F FF 91 B FF 90 X CH 82 3-2 ① F7		C FF 89 X FF 90 0-1 ③ F9	3	1	0	0	2	0	4
20 Jorge Posada, S (1, 10) OBP: 0.278, SLG: 0.489		B FC 92 C SI 94 B FF 94 X SI 93 2-1 55 G6-4-3 1-3 2-H 1B	C FC 91 C CU 79 F FC 89 B CU 82 B FF 93 S CU 81 2-3 ③ K			X CH 85 0-0 ② G4-3 1-2 2-3		D CU 74 B CH 80 X CH 82 2-0 ②③ G3-6-1 1-2f			4	0	1	1	0	1	3
55 Russell Martin, R (1, 2) OBP: 0.346, SLG: 0.604		C FF 91 X SI 93 0-1 ①② G6-4-3 1-2f 3-H	C FC 87 B CU 81 S FC 89 X FF 92 1-2 11 FC1-5-6 2B			C SL 85 B FF 92 F FF 92 F CH 87 D CH 87 B SL 85 B FF 92 4-2 BB			C SI 85 F CH 82 B SL 79 X CH 83 1-2 ① G5-3		3	0	1	0	1	0	1
11 Brett Gardner, L (1, 7) OBP: 0.196, SLG: 0.191		B SI 93 C FF 92 B FC 92 F FF 91 X FF 92 2-2 ③ P5	X SI 90 0-0 ① FC1-5-6 14 CS 2-3			B FF 92 C FF 92 B FF 92 B FF 92 F FF 92 F FF 93 X FF 92 3-2 ③ F7			C SI 85 X CH 84 0-1 ② G4-3		4	0	0	0	0	0	4
Inning Stats	R: 0 E: 0 K: 1 S: 11 H: 1 LOB: 1 BB: 0 P: 20	R: 2 E: 0 K: 0 S: 10 H: 1 LOB: 0 BB: 2 P: 22	R: 0 E: 0 K: 0 S: 8 H: 0 LOB: 1 BB: 0 P: 12	R: 0 E: 0 K: 1 S: 6 H: 0 LOB: 0 BB: 1 P: 12	R: 0 E: 0 K: 0 S: 6 H: 1 LOB: 0 BB: 0 P: 8	R: 2 E: 0 K: 0 S: 17 H: 3 LOB: 3 BB: 2 P: 34	R: 1 E: 0 K: 1 S: 13 H: 1 LOB: 0 BB: 0 P: 20	R: 0 E: 0 K: 0 S: 8 H: 1 LOB: 0 BB: 0 P: 15	R: 0 E: 0 K: 0 S: 9 H: 0 LOB: 0 BB: 0 P: 12	R: 0 E: 0 K: 0 S: 12 H: 0 LOB: 2 BB: 2 P: 23	1B: 5 2B: 1 3B: 0 HR: 2	SF: 0 SAC: 0 DP: 3 HBP: 1	WP: 0 PB: 0 SB: 0 CS: 1	PA: 43			

TOP

New York Yankees @ Toronto Blue Jays

Rogers Centre, Toronto, ON

Tue Apr 19 2011, 7:09 PM - 11:08 PM EDT

Att. 25,250 - Roof Closed - 68 F

livebaseballscorecards.com

AB	34
R	5
H	8
RBI	4
BB	7
SO	3
LOB	19

PITCHER		IP	WLS	BF	H	R	ER	SO	BB	IBB	HBP	BLK	WP	HR	S	P	ERA	WHIP
4 Kyle Drabek, R ERA: 3.0	(1, 1)	5.1		24	6	4	4	2	4	0	1	0	0	1	50	93	6.75	1.875
54 Jason Frasor, R ERA: 3.38	(6, 1)	1.1		6	1	1	1	0	1	0	0	0	0	1	17	28	6.75	1.500
34 Marc Rzepczynski, L ERA: 4.15	(7, 1)	0.1		1	0	0	0	1	0	0	0	0	0	0	4	7	0.00	0.000
33 Carlos Villanueva, R ERA: 0.84	(8, 1)	1.0		3	1	0	0	0	0	0	0	0	0	0	8	15	0.00	1.000
57 Shawn Camp, R ERA: 3.12	(9, 1)	1.0		3	0	0	0	0	0	0	0	0	0	0	9	12	0.00	0.000

PITCHER		IP	WLS	BF	H	R	ER	SO	BB	IBB	HBP	BLK	WP	HR	S	P	ERA	WHIP
60 Jon Rauch, R ERA: 2.35	(10, 1)	1.0	W	5	0	0	0	0	2	0	0	0	0	0	12	23	0.00	2.000

New York Yankees @ Toronto Blue Jays

Rogers Centre, Toronto, ON

Tue Apr 19 2011, 7:09 PM - 11:08 PM EDT

Att. 25,250 - Roof Closed - 68 F

livebaseballscorecards.com

BOTTOM

Batter	1	2	3	4	5	6	7	8	9	10	AB	R	H	RBI	BB	SO	LOB
5 Yunel Escobar, R (1, 6) OBP: 0.391, SLG: 0.537	X SI 94 0-0 ① G6-3	D KC 84 C FF 94 X FF 94 1-1 ③ G1-3		B KC 83 B SI 93 B FF 93 X FF 92 3-0 ③ FC6-4 1-2f		S FC 92 F FC 92 B FC 93 F FC 93 B FC 93 F FF 93 S FC 93 2-3 ② K			B FC 91 F FF 91 B FC 92 X FC 91 2-1 45 G4-3 19 WP 2B	B CU 78 F SI 90 1 SAFE X SI 91 1-1 ② F8	6	1	1	0	0	1	8
45 Travis Snider, L (1, 7) OBP: 0.242, SLG: 0.254	C SI 94 S KC 81 B KC 80 S KC 82 1-3 ② K		B FF 93 S CH 89 S KC 82 B KC 82 X CH 89 2-2 ① G5-3		M CH 88 S KC 80 T KC 81 0-2 ① K	C KC 83 S KC 82 F KC 83 S KC 80 0-3 ③ K			X FC 90 0-0 ① G4-3 2-3	B FF 92 X SI 91 1-0 1-H 2B	6	0	1	1	0	3	4
19 José Bautista, R (1, 9) OBP: 0.455, SLG: 0.558	B SI 94 S FF 93 X SI 93 1-1 HR		B KC 83 C KC 82 B KC 82 B CH 88 F SI 93 B SI 92 4-2 26 E 26 WP 2 SF9 BB		C KC 80 X KC 82 0-1 ② G5-3		C SL 87 T FF 95 B CU 78 S SL 87 1-3 ① K		B FC 92 B FC 92 B FC 91 B FC 91 4-0 26 1B 6 1B 3-H BB		3	3	1	1	2	1	0
26 Adam Lind, L (1, 3) OBP: 0.278, SLG: 0.333	B SI 94 X FF 93 1-0 1B		1 SAFE B KC 82 F CH 87 X KC 82 1-1 FC1 8 2-4 1-3		C FF 92 B KC 80 B CH 88 F SI 92 S KC 82 2-3 ③ K		B FF 95 C FF 94 F CU 80 X FF 94 1-2 ② G5-3		C FC 90 1 SAFE F FC 89 F FC 91 B FC 91 F FC 90 X FC 91 1-2 8 1B 6 1B 1-3 1B		5	0	2	0	0	1	1
2 Aaron Hill, R (1, 4) OBP: 0.265, SLG: 0.290 6 John McDonald, R (6, PR) OBP: 0.444, SLG: 0.409 (7, 4)	C SI 93 F KC 83 S KC 84 0-3 ③ K		C FF 93 S KC 83 X KC 82 0-2 ② SF9 3-H			B SI 92 B FF 91 X FF 92 2-0 10 2B 1B	B FF 94 B SL 86 X FF 92 2-0 ③ G6-3		X FC 90 0-0 16 G5-3 8 1B 1-2 3-H 1B		2 2	0 1	1 1	1 1	0 0	1 0	1 0
8 José Molina, R (1, 2) OBP: 0.385, SLG: 0.583		X SI 92 0-0 ① G6-3	1 SAFE S KC 82 C FF 94 B KC 83 1-2 ③ 2-4 1-2	B FF 92 B FF 92 B SI 92 B FF 91 4-0 28 BB		1 SAFE B SI 93 F SI 92 S KC 79 F KC 82 B KC 80 F FF 92 F KC 83 X KC 82 2-2 ① P5 1-2		B FF 90 S FF 92 S FF 93 F FF 93 X FC 91 1-2 ① F8	F FF 91 F FF 92 F FC 92 F FC 91 F FF 92 X FC 90 0-2 1-2 2-3 1B		4	0	1	0	1	0	1
16 Corey Patterson, L (1, 8) OBP: 0.333, SLG: 0.485		B SI 93 X SI 93 1-0 10 1B 2B		B KC 80 C FF 93 F CH 89 X 1-2 ① F7		B KC 80 B FF 92 B SI 94 C FF 92 C FF 92 B FF 93 4-2 10 2B BB		B SI 93 F FF 93 B FF 94 B FF 93 F FF 93 B FF 92 4-2 28 S BB	T FC 91 F FC 91 X FC 92 0-2 ② ③ G5-3 2-3f		3	0	1	0	2	0	4
10 Edwin Encarnación, R (1, 10) OBP: 0.294, SLG: 0.367		X SI 94 0-0 2-3 1B		C D F D F C 2-3 ② K		B FF 91 2 SAFE B FF 93 F SI 94 X SI 93 2-1 1-3 2-H 2B		C SL 82 F FF 91 F SL 82 F FF 92 F SL 82 1 SAFE C FF 93 0-3 ② K		B CU 77 B SI 91 F SI 91 X SI 92 2-1 45 2B 1B	5	1	3	1	0	2	2
28 Jayson Nix, R (1, 5) OBP: 0.360, SLG: 0.429		S KC 83 S KC 84 S KC 84 0-3 ② K		D C B 1 SAFE F D B 4-2 5 FC6-4 1-2 BB		D KC 82 F SI 93 D KC 82 S FF 94 B KC 80 F FF 94 B FF 92 4-2 BB		1 SAFE B SL 82 F FF 90 F FF 92 1 SAFE B SL 84 X FF 92 2-2 ③ P3 1-2		1 SAFE F SI 92 C CU 77 B CU 80 1 SAFE B CU 79 X SI 91 2-2 ① F9	3	0	0	0	2	1	4
Inning Stats	R: 1 E: 0 K: 2 S: 10 H: 2 LOB: 1 BB: 0 P: 13	R: 0 E: 0 K: 1 S: 8 H: 2 LOB: 2 BB: 0 P: 10	R: 1 E: 1 K: 0 S: 12 H: 0 LOB: 1 BB: 1 P: 20	R: 0 E: 0 K: 1 S: 10 H: 0 LOB: 2 BB: 2 P: 24	R: 0 E: 0 K: 2 S: 8 H: 0 LOB: 0 BB: 0 P: 10	R: 1 E: 0 K: 2 S: 23 H: 2 LOB: 3 BB: 2 P: 39	R: 0 E: 0 K: 1 S: 7 H: 0 LOB: 0 BB: 0 P: 11	R: 0 E: 0 K: 1 S: 15 H: 0 LOB: 1 BB: 1 P: 22	R: 2 E: 0 K: 0 S: 18 H: 4 LOB: 2 BB: 1 P: 25	R: 1 E: 0 K: 0 S: 8 H: 2 LOB: 1 BB: 0 P: 14	1B: 7 2B: 4 3B: 0 HR: 1 SF: 1 SAC: 0 DP: 1 HBP: 0	WP: 2 PB: 0 SB: 2 CS: 0 PA: 47					

	AB	39
	R	6
	H	12
	RBI	5
	BB	7
	SO	10
	LOB	25

PITCHER		IP	WLS	BF	H	R	ER	SO	BB	IBB	HBP	BLK	WP	HR	S	P	ERA	WHIP
34 A.J. Burnett, R ERA: 4.37	(1, 1)	5.1		28	6	3	2	6	5	0	0	0	1	1	62	105	3.38	2.062
30 David Robertson, R ERA:	(6, 1)	0.2	H	2	0	0	0	2	0	0	0	0	0	0	9	11	0.00	0.000
62 Joba Chamberlain, R ERA: 3.6	(7, 1)	1.0	H	3	0	0	0	1	0	0	0	0	0	0	7	11	0.00	0.000
29 Rafael Soriano, R ERA: 7.04	(8, 1)	1.0	H	4	0	0	0	1	1	0	0	0	0	0	15	22	0.00	1.000
42 Mariano Rivera, R ERA: 1.93	(9, 1)	1.0	B	7	4	2	2	0	1	0	0	0	1	0	18	25	18.00	5.000

PITCHER		IP	WLS	BF	H	R	ER	SO	BB	IBB	HBP	BLK	WP	HR	S	P	ERA	WHIP
47 Iván Nova, R ERA: 7.63	(10, 1)	0.2	L	4	2	1	1	0	0	0	0	0	0	0	8	14	13.50	3.000

Batter	1	2	3	4	5	6	7	8	9	AB	R	H	RBI	BB	SO	LOB
2 Derek Jeter, R (1, 6) OBP: 0.282, SLG: 0.234	S FF 86 X SI 90 0-1 ① F9	C SI 88 X FF 90 0-1 ② G6-3 3-H		1 SAFE F CH 77 B FF 86 C CH 77 1 SAFE 1 SAFE X CU 78 1-2 ③ G6-3		C FC 90 F CU 76 X FC 89 0-2 ②③ G4-6-3 1-2f			T FF 93 B FF 93 X FF 93 1-1 ① G4-3	5	0	0	1	0	0	3
33 Nick Swisher, S (1, 9) OBP: 0.377, SLG: 0.309	B FF 90 B CH 82 B FF 86 B FF 90 4-0 25 2B 24 G3 BB	B CH 82 C SI 89 X FF 89 1-1 ③ P4			B SI 85 X SI 86 1-0 25 2B 13 SF8 1B		C SI 92 B CH 84 C CU 74 F FC 91 B SI 93 B FF 90 X FF 93 3-2 ① F7		B FF 94 B FF 92 B FF 93 B FF 93 4-0 25 S BB	3	2	1	0	2	0	0
25 Mark Teixeira, S (1, 3) OBP: 0.380, SLG: 0.638	C SI 88 F FF 86 X SL 84 0-2 24 G3 1-3 2B		C CH 77 S CU 77 C CU 78 0-3 ① K		B CH 80 B SI 85 B CH 80 C FF 86 F FF 86 F CU 78 X CH 79 3-2 13 SF8 24 SF7 1-3 2B		C CU 75 X SL 85 0-1 13 WP 2B		D FS 85 B FS 86 C FF 93 B FS 85 F FS 86 C FF 94 3-3 ② K 1-2	5	1	3	0	0	2	1
13 Alex Rodriguez, R (1, 5) OBP: 0.491, SLG: 0.780	B FF 91 F FF 90 B FF 86 B FF 91 D CH 82 4-1 24 G3 BB		C SL 82 B SL 85 B SI 89 B CH 79 F FF 86 B CH 79 4-2 24 CS BB		X SI 86 0-0 ① SF8 2-3 3-H		B FC 90 B SI 92 B SI 92 F SI 92 C FF 93 F FC 91 S CU 78 3-3 ② K 2-3		B SI 93 C FF 94 T FF 94 F FF 94 F FS 86 C FF 94 1-3 ③ K	2	0	0	1	2	2	2
24 Robinson Canó, L (1, 4) OBP: 0.309, SLG: 0.576	F FF 89 X FF 86 0-1 ② G3 1-2 2-3 3-H		B FF 88 S SL 85 F CH 85 X FF 90 1-2 ② 1B 1-2		X FF 89 0-0 ② SF7 3-H		C SI 92 X SL 80 0-1 ③ G4-3			3	0	1	2	0	0	3
18 Andruw Jones, R (1, 7) OBP: 0.250, SLG: 0.500	B FF 85 T CH 82 F FF 90 S CU 79 1-3 ③ K		B CU 75 F FF 89 B SL 84 S CH 81 X CU 78 2-2 ③ P4		S FF 88 B SL 84 B FF 90 C SL 81 B FF 91 X FF 91 3-2 ③ P2			F FF 91 X FC 90 0-1 ① P6		4	0	0	0	0	1	3
20 Jorge Posada, S (1, 10) OBP: 0.276, SLG: 0.460		C CU 74 F CH 79 B CH 76 S CU 77 1-3 ① K		F SI 86 B FF 87 X CH 81 1-1 ① P4		C CU 73 B SI 92 H FC 89 2-1 55 1B HBP		C FC 90 B CU 76 C CU 76 S FF 93 1-3 ② K		3	0	0	0	0	2	0
55 Russell Martin, R (1, 2) OBP: 0.375, SLG: 0.608		S CH 81 X CH 78 0-1 14 3B 1B		B FF 87 B CH 81 C CH 81 B FF 88 B FF 88 4-1 BB		X SI 91 0-0 2 G4-6-3 1-2 1B		B SL 81 B FF 91 X FC 91 2-0 ③ P3		3	1	2	0	1	0	0
14 Curtis Granderson, L (1, 8) OBP: 0.322, SLG: 0.691		1 SAFE X FF 88 0-0 2 G6-3 1-H 3B		C SL 84 C CU 78 S CH 81 0-3 ② K		B FC 89 C SI 90 S FC 91 D FF 90 X FF 90 2-2 ① L7			X FF 93 0-0 HR	4	2	2	2	0	1	3
Inning Stats	R: 1 E: 0 K: 1 S: 11 H: 1 LOB: 2 BB: 2 P: 20	R: 2 E: 0 K: 1 S: 10 H: 2 LOB: 0 BB: 0 P: 12	R: 0 E: 0 K: 1 S: 11 H: 1 LOB: 1 BB: 1 P: 18	R: 0 E: 0 K: 1 S: 9 H: 0 LOB: 1 BB: 1 P: 15	R: 2 E: 0 K: 0 S: 10 H: 2 LOB: 0 BB: 0 P: 17	R: 0 E: 0 K: 0 S: 8 H: 1 LOB: 1 BB: 0 P: 12	R: 0 E: 0 K: 1 S: 12 H: 1 LOB: 1 BB: 0 P: 18	R: 0 E: 0 K: 1 S: 6 H: 0 LOB: 0 BB: 0 P: 9	R: 1 E: 0 K: 2 S: 11 H: 1 LOB: 1 BB: 1 P: 20	1B: 4 2B: 3 3B: 1 HR: 1 SF: 2 SAC: 0 DP: 1 HBP: 1						

PITCHER		IP	WLS	BF	H	R	ER	SO	BB	IBB	HBP	BLK	WP	HR	S	P	ERA	WHIP
27 Brett Cecil, L ERA: 6.86	(1, 1)	5.0	L	24	6	5	5	4	4	0	0	0	0	1	51	82	9.00	2.000
44 Casey Janssen, R ERA:	(6, 1)	1.2		7	2	0	0	1	0	0	1	0	1	0	18	28	0.00	1.200
47 Luis Perez, L ERA: 9.0	(7, 1)	0.1		1	0	0	0	0	0	0	0	0	0	0	2	2	0.00	0.000
29 Octavio Dotel, R ERA: 5.4	(8, 1)	1.0		3	0	0	0	1	0	0	0	0	0	0	6	9	0.00	0.000
50 Frank Francisco, R ERA: 9.0	(9, 1)	1.0		5	1	1	1	2	1	0	0	0	0	1	11	20	9.00	2.000

PITCHER	IP	WLS	BF	H	R	ER	SO	BB	IBB	HBP	BLK	WP	HR	S	P	ERA	WHIP

TOP

New York Yankees @ Toronto Blue Jays

Rogers Centre, Toronto, ON

Wed Apr 20 2011, 7:08 PM - 10:07 PM EDT

Att. 26,062 - Roof Closed - 68 F

livebaseballscorecards.com

AB	32
R	6
H	9
RBI	6
BB	5
SO	8
LOB	15

BOTTOM

New York Yankees @ Toronto Blue Jays

Rogers Centre, Toronto, ON

Wed Apr 20 2011, 7:08 PM - 10:07 PM EDT

Att. 26,062 - Roof Closed - 68 F

livebaseballscorecards.com

Batter	1	2	3	4	5	6	7	8	9	AB	R	H	RBI	BB	SO	LOB
5 Yunel Escobar, R (1, 6) OBP: 0.391, SLG: 0.525	B FF 91 C SI 92 B SI 92 X FF 91 2-1 16 B3-4 1B	X SI 89 0-0 ① G5-3	C SL 81 B SI 90 C SI 91 X SL 83 1-2 16 G4-3 1B	B FF 91 X FC 92 1-0 ① F8	C SL 82 S FF 93 X FF 94 0-2 ③ F8	5	0	2	0	0	0	3
16 Corey Patterson, L (1, 8) OBP: 0.300, SLG: 0.432	1 SAFE 1 SAFE X FF 89 0-0 ① B3-4 1-2	C FF 91 F FF 94 B SL 84 B SI 90 S CH 82 2-3 ② K	1 SAFE X SI 88 0-0 ①② G4-3 1-2f	C FC 93 C FC 91 F KC 78 F FC 92 F KC 82 F KC 80 S FC 93 0-3 ② K		4	0	0	0	0	2	2
19 José Bautista, R (1, 9) OBP: 0.443, SLG: 0.536	B SL 82 C SI 90 B FF 92 T SI 90 X SI 90 2-2 ② G5-3	C FF 93 S FF 93 B FF 93 S SL 84 2-3 ③ K	B SI 92 X FF 92 1-0 ③ P2	B FC 92 C FC 92 F FF 94 B KC 80 F KC 80 B KC 82 X FC 93 3-2 1B		4	0	1	0	0	1	1
26 Adam Lind, L (1, 3) OBP: 0.276, SLG: 0.319	B SI 93 B FF 93 B SI 90 B SI 90 4-0 BB	B FF 91 F FF 90 X SI 90 1-1 ① G4-3	B FF 90 B SI 91 F SI 90 B FF 90 F SI 90 X SI 90 3-2 ① F7	F FF 91 B SI 92 B SL 79 X FF 92 2-1 ③ F7		3	0	0	0	1	0	1
10 Edwin Encarnación, R (1, 10) OBP: 0.309, SLG: 0.385	C SI 91 B SI 93 X SI 90 1-1 ③ F7	C SI 89 B SI 92 X FF 92 1-1 ② G4-3	B FF 89 F SI 89 X SI 93 1-1 45 1B 28 1B 2B	B SI 88 B SI 88 C SI 88 B SI 89 B SI 89 4-1 45 2B BB		3	1	1	0	1	0	2
9 J.P. Arencibia, R (1, 2) OBP: 0.360, SLG: 0.622	C FF 89 X SL 80 0-1 HR	B SI 90 C SI 91 B SI 90 F SI 91 C SI 93 2-3 ③ K	B SI 91 C SI 91 C FF 94 B SI 94 F SL 84 B SI 91 B SI 91 4-2 45 1B BB	C SI 89 B SL 85 S SL 84 X SL 84 1-2 ① L6		3	1	1	1	1	1	1
45 Travis Snider, L (1, 7) OBP: 0.257, SLG: 0.286	C SI 90 S CH 82 F CH 83 B CH 83 C SI 91 1-3 ① K	F FF 89 C FF 93 B CH 83 F SI 91 B SL 83 S CH 82 2-3 ① K	B SI 92 B SI 91 X CH 80 2-0 ② 28 1B 1-3 2-3 1B	C CU 75 B CU 75 B SI 89 B SI 89 C SI 88 F SI 89 F FF 88 F SI 88 X CH 82 3-2 1-3 2B		4	0	2	0	0	2	0
28 Jayson Nix, R (1, 4) OBP: 0.370, SLG: 0.422	C SI 91 B FF 93 C SI 91 F SI 92 F SI 92 S SL 84 1-3 ② K	X SI 89 0-0 ② G5-3	C KC 81 S KC 82 F KC 80 F KC 81 F FC 92 F KC 81 B FC 94 1 SAFE X FF 93 1-2 1-2 3-H 1B	C SL 82 B FF 93 B SI 93 B SL 80 B FF 92 4-1 BB		3	0	1	1	1	1	0
6 John McDonald, R (1, 5) OBP: 0.387, SLG: 0.346	X FF 92 0-0 ③ F8	C SI 91 C SI 94 C SI 92 0-3 ③ K	F FC 93 C KC 80 F KC 80 F KC 80 S KC 81 0-3 ③ K	C FF 93 X FF 94 0-1 ② P2		4	0	0	0	0	2	5

	AB	33
	R	2
	H	8
	RBI	2
	BB	4
	SO	9
	LOB	15

Inning Stats	1	2	3	4	5	6	7	8	9
	R: 0 E: 0 K: 0 S: 8 H: 1 LOB: 2 BB: 1 P: 17	R: 1 E: 0 K: 2 S: 12 H: 1 LOB: 0 BB: 0 P: 14	R: 0 E: 0 K: 2 S: 7 H: 0 LOB: 0 BB: 0 P: 11	R: 0 E: 0 K: 1 S: 7 H: 0 LOB: 0 BB: 0 P: 11	R: 0 E: 0 K: 2 S: 8 H: 0 LOB: 0 BB: 0 P: 10	R: 0 E: 0 K: 0 S: 5 H: 1 LOB: 0 BB: 0 P: 7	R: 1 E: 0 K: 1 S: 21 H: 3 LOB: 2 BB: 1 P: 32	R: 0 E: 0 K: 1 S: 14 H: 1 LOB: 1 BB: 0 P: 20	R: 0 E: 0 K: 0 S: 16 H: 1 LOB: 3 BB: 2 P: 28

	1B: 5	SF: 0	WP: 0	PA: 37
	2B: 2	SAC: 0	PB: 0	
	3B: 0	DP: 1	SB: 0	
	HR: 1	HBP: 0	CS: 0	

PITCHER		IP	WLS	BF	H	R	ER	SO	BB	IBB	HBP	BLK	WP	HR	S	P	ERA	WHIP
40 Bartolo Colon, R ERA: 3.5	(1, 1)	6.2	W	25	5	2	2	7	2	0	0	0	0	1	56	89	2.70	1.050
30 David Robertson, R ERA:	(7, 1)	1.0	H	5	2	0	0	2	0	0	0	0	0	0	24	29	0.00	2.000
48 Boone Logan, L ERA: 5.4	(8, 1)	0.1	H	1	0	0	0	0	0	0	0	0	0	0	2	4	0.00	0.000
39 Lance Pendleton, R ERA:	(9, 1)	0.1		3	1	0	0	0	1	0	0	0	0	0	10	18	0.00	6.000
29 Rafael Soriano, R ERA: 6.48	(9, 1)	0.2	S	3	0	0	0	0	1	0	0	0	0	0	6	10	0.00	1.500

PITCHER	IP	WLS	BF	H	R	ER	SO	BB	IBB	HBP	BLK	WP	HR	S	P	ERA	WHIP

Batter	1	2	3	4	5	6	7	8	9	10	11	AB	R	H	RBI	BB	SO	LOB
5 Sam Fuld, L (1, 7) OBP: 0.395, SLG: 0.549	B FF 90 C FF 90 B FF 91 F FF 91 X FF 89 2-2 22 G4-3 22 S 2 SF8 1B		C FF 91 X SL 84 0-1 2 S 22 G4-3 2 1B 1B		C SI 89 X SI 91 0-1 2-H 22 2B 3B		B CU 77 F SI 91 B CH 83 X SI 91 2-1 ③ G4-3			B SI 86 X SI 86 1-0 ② G4-3		5	3	3	1	0	0	0
22 Johnny Damon, L (1, 10) OBP: 0.269, SLG: 0.415	B SI 91 B FF 91 X FF 91 2-0 ① G4-3 1-3		1 SAFE B SL 83 C SI 91 1 SAFE X SL 86 1-1 ② G4-3 1-2		X SI 90 0-0 3-H 2B			B FF 91 X FF 91 1-0 2B		S SI 87 F CH 83 F SL 79 B SI 85 X CH 82 1-2 ③ F7		5	0	2	1	0	0	2
2 B.J. Upton, R (1, 8) OBP: 0.312, SLG: 0.348	F FF 92 S CH 85 3 SAFE B FF 93 X FF 91 1-2 ② SF8 3-H		B CU 77 B SL 83 C CH 83 F FF 91 B FF 91 X CH 84 3-2 45 S 2-H 1B		S CH 82 F FF 89 F FF 91 X FF 90 0-2 ② F8			L FF 93 F FF 92 B FF 92 B FF 92 F FF 93 X SL 85 2-2 ① P4			F CH 82 F SI 88 F SL 80 B SI 86 B SI 88 S SI 87 2-3 ① K	4	0	1	2	0	1	2
45 Felipe Lopez, S (1, 5) OBP: 0.263, SLG: 0.400 15 Reid Brignac, L (11, 6) OBP: 0.311, SLG: 0.262	F FF 92 F FF 92 F FF 93 F SL 80 T CH 85 0-2 ③ K		C SI 91 1 SAFE 1 SAFE T CH 84 F CH 82 B SI 90 1 SAFE 1 SAFE S CH 84 1-3 ③ K 1-2		B CU 75 X CH 82 1-0 ③ G1-3			C FF 93 F CH 86 X CH 86 0-2 ② G1-3			F SI 87 X CH 84 0-1 ② G4-3	5 0	0 0	0 0	0 0	0 0	2 0	3 0
1 Sean Rodríguez, R (1, 4) OBP: 0.302, SLG: 0.486 (10, 6) (11, 5)		B FF 90 C SI 90 S SL 84 B CU 79 B SL 84 B CH 85 4-2 18 FC5-4 BB		X SI 89 0-0 ① F9		C FF 89 B FF 90 H SL 82 2-1 10 CS HBP		B FF 92 B FF 93 T FF 93 C FF 93 S CH 86 2-3 ③ K			S SL 80 B SI 88 B CH 84 B SL 79 B SI 86 4-1 BB	2	0	0	0	2	1	1
18 Ben Zobrist, S (1, 9) OBP: 0.266, SLG: 0.394 (10, 4)		B CH 84 1 SAFE 1 SAFE C FF 90 1 SAFE C FF 91 1 SAFE 1 SAFE F FF 91 2-2 ① FC5-4 1-2f		F FF 90 F FF 90 B FF 91 B CH 83 F CH 83 X SI 91 2-2 ② F9		1 SAFE 1 SAFE S CH 82 X CH 82 0-1 ① F8			X FF 88 0-0 ① F9		1 SAFE 1 SAFE F SI 90 F SI 89 1 SAFE B CH 81 S SL 83 1-3 ③ K	5	0	0	0	0	1	3
24 Dan Johnson, L (1, 3) OBP: 0.177, SLG: 0.190	1 SAFE B SL 86 F FF 91 C FF 87 B CU 79 1 SAFE 1 SAFE 1 SAFE S SL 83 2-3 ② K		C FF 90 F SI 91 X SI 91 0-2 ③ L9		C FF 90 S FF 90 1 SAFE 1 SAFE 1 SAFE X SL 83 0-2 ② F9			F FF 89 B CH 86 F CH 82 B FF 88 B CU 74 S CH 83 3-3 ② K				4	0	0	0	0	2	2
10 Kelly Shoppach, R (1, 2) OBP: 0.273, SLG: 0.323 28 John Jaso, L (9, PH) OBP: 0.225, SLG: 0.316 (9, 2)		C FF 91 F FF 90 S FF 91 0-3 ③ K			C CU 76 X SI 90 0-1 9 SH3 5 3B 1B	1 SAFE 0-0 ③ CS 1-2	S CH 82 X CH 82 0-1 ① G6-3		B SL 83 B FF 89 B FF 88 C FF 87 C FF 88 X FF 88 3-2 ③ G4-3			3 1	1 0	1 0	0 0	0 0	1 0	1 0
9 Elliot Johnson, S (1, 6) OBP: 0.286, SLG: 0.280 20 Matt Joyce, L (10, PH) OBP: 0.365, SLG: 0.431 (10, 9)			B SI 90 C FF 90 B FF 91 S CH 84 S CH 85 2-3 ① K		X CH 82 0-0 ① SH3 1-2		B SI 90 C SI 90 F FF 91 B FF 91 F CH 83 S CH 83 2-3 ② K			X SI 85 0-0 ① L3		2 1	0 0	0 0	0 0	0 0	2 0	0 0
Inning Stats	R: 1 E: 0 K: 1 S: 12 H: 1 LOB: 0 BB: 0 P: 17	R: 0 E: 0 K: 2 S: 12 H: 0 LOB: 1 BB: 1 P: 20	R: 1 E: 0 K: 2 S: 14 H: 2 LOB: 1 BB: 0 P: 21	R: 0 E: 0 K: 0 S: 8 H: 0 LOB: 0 BB: 0 P: 10	R: 2 E: 0 K: 0 S: 11 H: 3 LOB: 1 BB: 0 P: 12	R: 0 E: 0 K: 0 S: 6 H: 0 LOB: 0 BB: 0 P: 8	R: 0 E: 0 K: 1 S: 8 H: 0 LOB: 0 BB: 0 P: 12	R: 0 E: 0 K: 1 S: 11 H: 1 LOB: 1 BB: 0 P: 16	R: 0 E: 0 K: 1 S: 7 H: 0 LOB: 0 BB: 0 P: 13	R: 0 E: 0 K: 0 S: 6 H: 0 LOB: 0 BB: 0 P: 8	R: 0 E: 0 K: 2 S: 10 H: 0 LOB: 1 BB: 1 P: 17	1B: 4 2B: 2 3B: 1 HR: 0	SF: 1 SAC: 1 DP: 0 HBP: 1			WP: 0 PB: 0 SB: 3 CS: 1	PA: 43		

PITCHER		IP	WLS	BF	H	R	ER	SO	BB	IBB	HBP	BLK	WP	HR	S	P	ERA	WHIP
37 Jo-Jo Reyes, L ERA: 6.2	(1, 1)	7.0		28	6	4	4	6	1	0	1	0	0	0	71	100	5.14	1.000
54 Jason Frasor, R ERA: 3.0	(8, 1)	1.0		4	1	0	0	1	0	0	0	0	0	0	11	16	0.00	1.000
60 Jon Rauch, R ERA: 2.08	(9, 1)	1.0		3	0	0	0	1	0	0	0	0	0	0	7	13	0.00	0.000
57 Shawn Camp, R ERA: 2.61	(10, 1)	1.2		6	0	0	0	1	1	0	0	0	0	0	13	21	0.00	0.600
34 Marc Rzepczynski, L ERA: 4.0	(11, 1)	0.1	W	1	0	0	0	1	0	0	0	0	0	0	3	4	0.00	0.000

PITCHER	IP	WLS	BF	H	R	ER	SO	BB	IBB	HBP	BLK	WP	HR	S	P	ERA	WHIP

TOP

Tampa Bay Rays @ Toronto Blue Jays

Rogers Centre, Toronto, ON

Fri Apr 22 2011, 7:09 PM - 10:53 PM EDT

Att. 23,192 - Roof Closed - 68 F

livebaseballscorecards.com

AB	37
R	4
H	7
RBI	4
BB	2
SO	10
LOB	14

Batter	1	2	3	4	5	6	7	8	9	10	11	AB	R	H	RBI	BB	SO	LOB
5 Yunel Escobar, R (1, 6) OBP: 0.365, SLG: 0.484	F SI 89 C SI 90 S CH 79 0-3 K ①		F CH 79 X FF 88 0-1 G4-3 ②		B CU 71 C CU 73 S CH 79 X CH 79 1-2 G6-3 ①		X CH 78 0-0 G6-4-3 ①② 1-2f		C FC 88 B FC 87 F FC 86 X FF 92 1-2 F9 ②			5	0	0	0	0	1	1
16 Corey Patterson, L (1, 8) OBP: 0.267, SLG: 0.381	X FF 90 0-0 P6 ②		C SI 90 F SI 86 S CH 81 0-3 K ③		T CH 79 B CH 78 B SI 87 X CH 79 2-1 F7 ②		C SI 90 B SI 89 X FF 89 1-1 F7 ③		C SL 79 F FF 92 C SL 80 0-3 K ③			5	0	0	0	0	2	0
19 José Bautista, R (1, 9) OBP: 0.480, SLG: 0.661	B SI 89 X SI 90 1-0 26 1B 2B			C CU 72 B CH 79 S CH 79 F CH 81 B SI 90 B CH 82 X CH 80 3-2 26 2B 3B	C SI 90 X CH 80 0-1 HR			B FF 91 B FF 91 B CU 80 B FF 92 4-0 26 G3 10 2B BB		C FC 88 B FF 94 F FC 87 B FF 93 B FC 87 F FC 88 B SL 82 4-2 BB		3	4	3	1	2	0	0
26 Adam Lind, L (1, 3) OBP: 0.284, SLG: 0.338	C FF 91 B FF 90 B CH 79 X CH 80 2-1 2-H 1B			X FF 91 0-0 20 BB 3-H 2B	S CU 71 B CH 79 F CH 80 C FF 90 1-3 K ③			C FF 90 F FS 83 F FS 82 B CU 78 F FF 90 F FS 82 D FS 82 F FF 90 F FF 91 2-2 X FS 81 G3 ① 1-2		1 SAFE B SL 84 S FF 92 1 SAFE 1 SAFE X CH 85 1-1 F7 ①		5	0	2	2	0	1	2
10 Edwin Encarnación, R (1, 5) OBP: 0.317, SLG: 0.421	B CH 79 S FF 91 S SI 92 F SI 91 S CU 78 1-3 K ③			S CU 74 B CH 82 X CH 81 1-1 G5-3 ①	C SI 90 B FF 87 X SI 90 1-1 2B			C CU 79 B CU 80 2 SAFE S FC 86 B FF 91 X CU 80 2-2 2-H 2B		1 SAFE C CH 84 X CH 84 0-1 P4 ②		5	0	2	1	0	1	3
9 J.P. Arencibia, R (1, 2) OBP: 0.327, SLG: 0.560		X FF 89 0-0 F9 ①		C CH 80 B SI 91 S CH 80 C FF 91 1-3 K ②	B CH 79 B FF 90 X CU 72 2-0 F7 ①			B FC 86 B FC 85 S FF 91 X FF 91 2-1 F8 ②		S CH 85 B FF 92 B CH 85 X CH 84 2-1 F9 ③		5	0	0	0	0	1	4
45 Travis Snider, L (1, 7) OBP: 0.267, SLG: 0.273		B FF 89 C FF 89 X FF 88 1-1 P6 ②		B CU 74 B FF 91 C SI 91 B CH 81 D CH 81 4-1 20 BB BB	F CU 72 2 SAFE B FF 91 C CH 80 X CH 80 1-2 P6 ②			I IN 79 I IN 79 I IN 80 I IN 80 4-0 IBB		S SI 92 S FF 92 B SL 83 F SI 93 S FF 92 1-3 K ①		3	0	0	0	2	1	1
20 Juan Rivera, R (1, 10) OBP: 0.255, SLG: 0.116 25 Chris Woodward, R 11, PR)		C FF 89 B SI 89 T SI 90 S CU 77 1-3 K ③		F SI 92 F CH 80 B CU 77 D CU 78 D CH 80 B FF 92 4-2 1-2 2-3 BB	B CH 79 B FF 90 C CH 78 X FF 90 2-1 P6 ③			B FF 90 B FF 90 F FF 91 S FF 91 F FF 90 B FC 84 2 SAFE F FF 90 X FF 90 3-2 G5-3 ③		X SI 93 0-0 6 HR 1B		4 0	0 1	1 0	0 0	1 0	1 0	3 0
28 Jayson Nix, R (1, 4) OBP: 0.370, SLG: 0.422 6 John McDonald, R (2, 4) OBP: 0.389, SLG: 0.433			C FF 90 X FF 90 0-1 F7 ①	S CH 81 C FF 91 D CH 82 B FF 91 X SI 91 2-2 F8 ③		H CU 70 1-0 5 G6-4-3 HBP			C SL 78 X FF 93 0-1 F7 ①		B SI 92 X SI 92 1-0 1-H HR	0 4	0 1	0 1	0 2	0 0	0 3	0 3
Inning Stats	R: 1 E: 0 S: 11 H: 2 LOB: 1 BB: 0 P: 15	R: 0 E: 0 K: 1 S: 6 H: 0 LOB: 0 BB: 0 P: 8	R: 0 E: 0 K: 1 S: 7 H: 0 LOB: 0 BB: 0 P: 7	R: 1 E: 0 K: 1 S: 16 H: 2 LOB: 3 BB: 2 P: 31	R: 1 E: 0 K: 1 S: 10 H: 1 LOB: 0 BB: 0 P: 14	R: 0 E: 0 K: 0 S: 8 H: 1 LOB: 1 BB: 0 P: 14	R: 0 E: 0 K: 0 S: 3 H: 0 LOB: 0 BB: 0 P: 5	R: 1 E: 0 K: 0 S: 18 H: 1 LOB: 2 BB: 2 P: 35	R: 0 E: 0 K: 1 S: 8 H: 0 LOB: 0 BB: 0 P: 9	R: 0 E: 0 K: 0 S: 9 H: 0 LOB: 1 BB: 1 P: 16	R: 2 E: 0 K: 1 S: 6 H: 2 LOB: 1 BB: 0 P: 8	1B: 2 2B: 4 3B: 1 HR: 2	SF: 0 SAC: 0 DP: 1 HBP: 1	WP: 0 PB: 0 SB: 0 CS: 0	PA: 45			

PITCHER		IP	WLS	BF	H	R	ER	SO	BB	IBB	HBP	BLK	WP	HR	S	P	ERA	WHIP
58 Jeremy Hellickson, R ERA: 4.32	(1, 1)	7.0		29	6	3	3	6	2	0	1	0	0	1	61	94	3.86	1.143
62 Joel Peralta, R ERA: 2.89	(8, 1)	1.0	B	6	1	1	1	0	1	1	0	0	0	0	18	35	9.00	2.000
37 Juan Cruz, R ERA: 3.68	(9, 1)	1.0		4	0	0	0	1	1	0	0	0	0	0	11	16	0.00	1.000
27 Cesár Ramos, L ERA: 3.86	(10, 1)	1.1		4	0	0	0	1	0	0	0	0	0	0	10	14	0.00	0.000
36 Adam Russell, R ERA: 3.38	(11, 1)	0.0	L	2	2	2	2	0	0	0	0	0	0	1	2	3	∞	∞

PITCHER	IP	WLS	BF	H	R	ER	SO	BB	IBB	HBP	BLK	WP	HR	S	P	ERA	WHIP

BOTTOM

Tampa Bay Rays @ Toronto Blue Jays

Rogers Centre, Toronto, ON

Fri Apr 22 2011, 7:09 PM - 10:53 PM EDT

Att. 23,192 - Roof Closed - 68 F

livebaseballscorecards.com

AB	39
R	6
H	9
RBI	6
BB	5
SO	8
LOB	17

Batter	1	2	3	4	5	6	7	8	9	AB	R	H	RBI	BB	SO	LOB
5 Sam Fuld, L (1, 7) OBP: 0.407, SLG: 0.541	C FF 92 B SI 94 B FF 94 F SI 92 B SL 88 B FF 97 4-2 22 PB 22 HR BB		C FF 93 X SI 94 0-1 1B			B FF 91 C SI 89 B FS 88 F SI 90 B KC 80 B SL 86 4-2 22 S 18 HR BB	C FF 90 X CH 84 0-1 ① FC4-6 22 FC4-6 1-2f 2-3		B FF 91 C FC 91 T FC 90 X FF 90 1-2 ③ G3	3	2	1	0	2	0	2
22 Johnny Damon, L (1, 10) OBP: 0.268, SLG: 0.449	1 SAFE B FF 94 S FF 92 B FF 95 B FF 93 X FF 96 3-1 1-H HR		1 SAFE B FF 91 B SI 94 1 SAFE C FF 92 1 SAFE F SL 86 1 SAFE F SL 88 2-2 ② F FS 68 X SL 87 L8			C SI 91 F FF 94 B FF 95 B FS 86 1 SAFE F FS 85 F FF 95 1 SAFE S KC 78 2-3 ① K 1-2	X FF 91 0-0 ② FC4-6 1-2f 3-H			4	1	1	3	0	1	3
20 Matt Joyce, L (1, 9) OBP: 0.358, SLG: 0.410	B KC 80 B FF 92 F SI 94 F SL 88 B SL 87 S SL 87 3-3 ① K		B KC 78 C FS 86 S FF 94 1 SAFE F FF 95 S SL 88 1-3 ③ K			B CU 74 B CH 82 B CH 84 B FF 90 4-0 18 HR BB	B CU 76 X FF 91 1-0 ③ G4-3			3	1	0	0	1	2	2
18 Ben Zobrist, S (1, 4) OBP: 0.265, SLG: 0.427	B FF 95 B SL 87 C SI 91 F SI 92 B FF 95 C FF 93 3-3 ② K			C FS 85 X FF 93 0-1 ① G4-3		B FF 90 C CH 82 X FF 90 1-1 1-H 2-H HR		B CU 74 B FC 90 S FC 90 B FF 93 F FC 90 X FF 91 3-2 ① G4-3		4	1	1	3	0	1	0
2 B.J. Upton, R (1, 8) OBP: 0.321, SLG: 0.357	C FF 95 C FF 94 S FF 98 0-3 ③ K			B KC 77 F FF 89 S SL 88 S FF 96 1-3 ② K		B CU 78 C SL 80 B SI 90 X CH 82 2-1 1B		C CU 77 F FF 92 B FF 93 B FC 91 B FF 92 X FC 90 3-2 11 G4-3 11 S 1B		4	0	2	0	0	2	0
11 Casey Kotchman, L (1, 3)		B SI 92 C SI 90 S SL 86 F SL 88 B FF 96 X SL 88 2-2 1 CS 1B		F SI 90 B FF 95 B FF 93 B FS 90 X SI 91 3-1 ③ G3-1		1 SAFE 1 SAFE C CH 80 1 SAFE 1 SAFE X CH 81 0-1 ② F7		F FF 90 B SI 90 B SI 90 B SI 92 X FC 90 3-1 ② G4-3 1-3		4	0	1	0	0	0	2
28 John Jaso, L (1, 2) OBP: 0.205, SLG: 0.286		C SI 93 S FF 93 B FF 96 S FF 96 1-3 ① K			X SI 89 0-0 ① P2	1 SAFE P PO 85 1 SAFE C CH 80 S CH 82 1 SAFE X FF 89 1-2 ③ P6		B CU 75 B FC 89 B FC 90 C SI 91 F FC 89 X FF 91 3-2 ③ G3-1		4	0	0	0	0	1	3
1 Sean Rodríguez, R (1, 5) OBP: 0.298, SLG: 0.450		C SI 92 B FF 94 F FF 92 B SL 89 S SL 88 2-3 ②③ K 1-2			C KC 79 B SL 89 F FF 91 S FF 97 1-3 ② K		B FF 92 C FF 92 C FC 90 H SI 91 2-2 5 FC4-6 15 1B 22 FC4-6 HBP		F FC 90 B FF 91 X FF 89 1-1 ① P2	3	1	0	0	0	2	1
15 Reid Brignac, L (1, 6) OBP: 0.306, SLG: 0.261			C KC 77 X SL 85 0-1 ① G4-3		F SI 91 B SI 95 C SL 87 B FF 97 F FF 96 B SL 87 S SI 92 3-3 ③ K	L SI 89 1 SAFE P PO 89 1 SAFE 1 SAFE X FC 90 1-1 5 FC4-6 1-2 1B			S FF 92 S FF 90 B FF 92 X FC 91 1-2 ② F8	4	0	1	0	0	1	0
Inning Stats	R: 2 E: 0 K: 3 S: 13 H: 1 LOB: 0 BB: 1 P: 26	R: 0 E: 0 K: 2 S: 10 H: 1 LOB: 0 BB: 0 P: 15	R: 0 E: 0 K: 1 S: 13 H: 1 LOB: 1 BB: 0 P: 16	R: 0 E: 0 K: 1 S: 7 H: 0 LOB: 0 BB: 0 P: 11	R: 0 E: 0 K: 2 S: 8 H: 0 LOB: 0 BB: 0 P: 12	R: 3 E: 0 K: 1 S: 17 H: 2 LOB: 1 BB: 2 P: 30	R: 1 E: 0 K: 0 S: 9 H: 1 LOB: 1 BB: 0 P: 12	R: 0 E: 0 K: 0 S: 11 H: 1 LOB: 1 BB: 0 P: 23	R: 0 E: 0 K: 0 S: 8 H: 0 LOB: 0 BB: 0 P: 11	1B: 5 2B: 0 3B: 0 HR: 2 SF: 0 SAC: 0 DP: 0 HBP: 1						

TOP

Tampa Bay Rays @ Toronto Blue Jays

Rogers Centre, Toronto, ON

Sat Apr 23 2011, 1:09 PM - 3:54 PM EDT

Att. 21,826 - Roof Closed - 68 F

livebaseballscorecards.com

AB	33
R	6
H	7
RBI	6
BB	3
SO	10
LOB	13

WP: 0 PB: 1 SB: 2 CS: 1 PA: 37

PITCHER		IP	WLS	BF	H	R	ER	SO	BB	IBB	HBP	BLK	WP	HR	S	P	ERA	WHIP
23 Brandon Morrow, R ERA: 5.06	(1, 1)	5.1	L	20	3	3	3	10	2	0	0	0	0	1	58	93	5.06	0.938
33 Carlos Villanueva, R ERA: 2.38	(6, 1)	0.2		5	2	2	2	0	1	0	0	0	0	1	10	17	27.00	4.500
44 Casey Janssen, R ERA: 1.08	(7, 1)	2.0		9	2	1	1	0	0	0	1	0	0	0	20	35	4.50	1.000
29 Octavio Dotel, R ERA: 4.5	(9, 1)	1.0		3	0	0	0	0	0	0	0	0	0	0	8	11	0.00	0.000

PITCHER	IP	WLS	BF	H	R	ER	SO	BB	IBB	HBP	BLK	WP	HR	S	P	ERA	WHIP

BOTTOM

Tampa Bay Rays @ Toronto Blue Jays

Rogers Centre, Toronto, ON

Sat Apr 23 2011, 1:09 PM - 3:54 PM EDT

Att. 21,826 - Roof Closed - 68 F

Batter	1	2	3	4	5	6	7	8	9	AB	R	H	RBI	BB	SO	LOB
5 Yunel Escobar, R (1, 6) OBP: 0.359, SLG: 0.471	B SI 91 X SI 91 1-0 ① G4-3		X KC 83 0-0 ③ G1-3			C CH 80 F FF 94 B FC 88 X FC 86 1-2 ①② G6-4-3 1-2f		X KC 78 0-0 16 G5-4-3 1-3 1B		4	0	1	0	0	0	1
16 Corey Patterson, L (1, 8) OBP: 0.245, SLG: 0.348	X FF 93 0-0 ② L6			C FF 94 X FF 94 0-1 ① G4-3		F FC 85 B KC 78 F FF 95 S KC 80 1-3 ③ K		B SI 95 1 SAFE C SI 95 B SI 96 S FC 85 X FF 96 2-2 ②③ G5-4-3 1-2f		4	0	0	0	0	1	2
19 José Bautista, R (1, 9) OBP: 0.506, SLG: 0.774	B SI 94 X FF 94 1-0 HR			B KC 78 B FC 86 B CH 81 C CH 82 X FC 86 3-1 HR			B SI 92 B SI 93 B FF 94 B CH 81 4-0 8 1B BB		C KC 77 B KC 79 X FF 94 1-1 26 DI 26 2B 1B	3	3	3	2	1	0	0
26 Adam Lind, L (1, 3) OBP: 0.282, SLG: 0.346	B FF 94 C FF 95 B SI 95 F FF 94 X FF 96 2-2 ③ G5-3			B FF 95 F FF 96 F FF 95 F SI 96 S FC 88 1-3 ② K			X FF 95 0-0 ① F7		B KC 83 B FC 85 X FF 94 2-0 8 1B 20 1B 1-H 2B	4	1	1	1	0	1	1
8 José Molina, R (1, 2) OBP: 0.400, SLG: 0.571		C FF 93 B CH 82 C CH 80 B FC 87 X FF 94 2-2 ① F9		F CH 82 X FC 88 0-1 ③ F7			X CH 80 0-0 1-2 1B		X CH 81 0-0 45 SH2-3 20 1B 2-3 1B	4	0	2	0	0	0	0
20 Juan Rivera, R (1, 10) OBP: 0.255, SLG: 0.128 25 Chris Woodward, R (9, PR)		C FF 95 C FF 95 C FC 89 0-3 ② K			C CH 79 X FF 95 0-1 ① L6		C FF 94 C KC 77 F FF 96 B FC 91 S KC 79 1-3 ② K		X SI 92 0-0 45 SH2-3 1-2 3-H 1B	4 0	0 0	1 0	1 0	0 0	2 0	2 0
45 Travis Snider, L (1, 7) OBP: 0.256, SLG: 0.261		T FF 96 B FF 96 B FF 95 X FF 96 2-1 ③ G4-3			F FF 95 X FF 95 0-1 ② G1-3		F KC 80 X FF 96 0-1 ③ L7		X SI 93 0-0 ① SH2-3 1-2 2-3	3	0	0	0	0	0	2
6 John McDonald, R (1, 5) OBP: 0.350, SLG: 0.382			B FF 92 C SI 92 X CH 80 1-1 ① B1-3		B FF 94 F CH 81 F FC 87 X FF 96 1-2 ③ L4			B CH 78 B CH 79 C SI 91 F CH 79 F KC 79 X FC 89 2-2 ① G6-3	S SL 90 X FC 91 0-1 ② G1-3	4	0	0	0	0	0	3
18 Mike McCoy, R (1, 4) OBP: 0.438, SLG: 0.429			B SI 94 B FF 93 F FF 93 F SI 94 C FC 88 2-3 ② K			B SI 90 C CH 79 B FC 84 B FF 92 B CH 88 4-1 5 G6-4-3 BB		S FF 94 B FF 95 C FF 95 X FF 96 1-2 5 1B 1B	X FC 91 0-0 ③ G5-3	3	0	1	0	1	1	3
Inning Stats	R: 1 H: 1 E: 0 LOB: 0 K: 0 BB: 0 S: 6 P: 10	R: 0 H: 0 E: 0 LOB: 0 K: 1 BB: 0 S: 8 P: 12	R: 0 H: 0 E: 0 LOB: 0 K: 1 BB: 0 S: 6 P: 9	R: 1 H: 1 E: 0 LOB: 0 K: 1 BB: 0 S: 10 P: 14	R: 0 H: 0 E: 0 LOB: 0 K: 0 BB: 0 S: 7 P: 8	R: 0 H: 0 E: 0 LOB: 0 K: 1 BB: 1 S: 7 P: 13	R: 0 H: 1 E: 0 LOB: 2 K: 1 BB: 1 S: 8 P: 13	R: 0 H: 2 E: 0 LOB: 1 K: 0 BB: 0 S: 11 P: 16	R: 2 H: 4 E: 0 LOB: 3 K: 0 BB: 0 S: 9 P: 12	1B: 6 SF: 0 2B: 1 SAC: 1 3B: 0 DP: 2 HR: 2 HBP: 0						

	AB	33
	R	4
	H	9
	RBI	4
	BB	2
	SO	5
	LOB	14

WP: 0 PA: 36
PB: 0
SB: 0
CS: 0

livebaseballscorecards.com

PITCHER	IP	WLS	BF	H	R	ER	SO	BB	IBB	HBP	BLK	WP	HR	S	P	ERA	WHIP
14 David Price, L (1, 1) ERA: 3.19	8.0	W	32	8	4	4	5	2	0	0	0	0	2	67	102	4.50	1.250
43 Kyle Farnsworth, R (9, 1) ERA: 1.23	1.0	S	4	1	0	0	0	0	0	0	0	0	0	5	5	0.00	1.000

PITCHER	IP	WLS	BF	H	R	ER	SO	BB	IBB	HBP	BLK	WP	HR	S	P	ERA	WHIP

Batter	1	2	3	4	5	6	7	8	9	AB	R	H	RBI	BB	SO	LOB
5 Sam Fuld, L (1, 7) OBP: 0.388, SLG: 0.513	B FF 90 B FF 92 C SI 91 F FF 91 S CH 87 2-3 K2-3 ①	B SI 91 S CH 84 C CH 85 B CU 78 B CH 83 F CH 83 C CH 84 3-3 K ③			C FF 91 C CU 76 B FF 92 B CH 84 S CH 83 2-3 K ②			C SI 90 B SL 83 L SI 91 S SL 83 1-3 K ②		4	0	0	0	0	4	1
22 Johnny Damon, L (1, 10) OBP: 0.280, SLG: 0.452	F FF 90 B FF 92 C FF 90 X FC 88 1-2 18 HR 1B	B FF 90 X FF 90 1-0 18 G6-3 1B			C FF 92 X CU 77 0-1 F8 ③			F SI 91 X SI 91 0-1 G6-3 ③		4	1	2	0	0	0	0
18 Ben Zobrist, S (1, 9) (7, 4) OBP: 0.276, SLG: 0.468	1 SAFE C CH 84 S CH 84 X FF 93 0-2 1-H HR	L SI 90 B FF 94 X SI 90 1-1 G6-3 ①② 1-2f				C CH 82 B CU 75 B CH 84 B FF 89 F FF 91 S CH 84 3-3 K ①			C FF 92 X FF 92 0-1 20 S 1B	4	1	2	2	0	1	1
24 Dan Johnson, L (1, 3) OBP: 0.185, SLG: 0.197 20 Matt Joyce, L (7, 9) OBP: 0.353, SLG: 0.403	B SI 92 C SI 91 X CH 85 1-1 2 FC5-4 1B	X FF 93 0-0 G4-3 ③				C SI 91 B FF 93 X SI 92 1-1 G4-3 ②			B FF 93 S FS 84 B FF 93 F FF 93 F FF 94 C FF 93 2-3 K ① 1-2	3 1	0 0	1 0	0 0	0 0	0 1	0 1
2 B.J. Upton, R (1, 8) OBP: 0.306, SLG: 0.338	B FF 92 B FF 92 B SI 91 C FF 92 X FF 91 3-1 FC5-4 45 FC5 ② 1-2f			F SI 88 X SI 90 0-1 F9 ①		B FF 92 C FF 91 B FF 92 C FF 91 C CH 84 2-3 K ③			B SL 83 X FF 93 1-0 G5-3 ②	4	0	0	0	0	1	2
45 Felipe Lopez, S (1, 5) OBP: 0.250, SLG: 0.379 11 Casey Kotchman, L (7, 3) OBP: 0.387, SLG: 0.333	B FF 91 B CH 82 X SI 91 2-0 FC5 ③ 2-3			B SI 90 S CH 82 F FF 92 B CH 86 F CH 85 F SI 93 F CH 82 B CU 76 S CH 84 3-3 K ②			B FF 88 C FF 89 B SI 90 F FF 90 B FF 92 S CH 84 3-3 K ①		B FS 84 C SI 93 B CU 78 X FS 85 2-1 G3 ③	3 1	0 0	0 0	0 0	0 0	2 0	1 1
1 Sean Rodríguez, R (1, 4) OBP: 0.320, SLG: 0.476 (7, 5)		C SI 89 X SI 91 0-1 2B		S SI 91 B FC 92 B FF 93 B CH 84 B FF 92 4-1 10 WP BB				B SI 90 X SI 90 1-0 G5-3 ②		2	0	1	0	1	0	0
10 Kelly Shoppach, R (1, 2) OBP: 0.250, SLG: 0.294		F SI 91 B FF 94 X FF 91 1-1 G5-3 ①		1 SAFE S CH 83 S CH 84 F CU 77 B CH 82 S CU 79 1-3 K2-3 ③ 1-2				B CH 84 F FF 90 B CU 76 F FF 94 S CH 86 2-3 K ③		3	0	0	0	0	2	2
15 Reid Brignac, L (1, 6) OBP: 0.288, SLG: 0.245		B CU 77 B FF 91 X FF 91 2-0 F9 ②			C SI 90 C CU 76 S CU 78 0-3 K2-3 ①			F SL 81 X SL 82 0-1 G1-3 ①		3	0	0	0	0	1	1
Inning Stats	R: 2 E: 1 K: 1 S: 14 H: 3 LOB: 1 BB: 0 P: 23	R: 0 E: 0 K: 1 S: 9 H: 1 LOB: 1 BB: 0 P: 15	R: 0 E: 0 K: 0 S: 4 H: 1 LOB: 0 BB: 0 P: 6	R: 0 E: 0 K: 2 S: 13 H: 0 LOB: 1 BB: 1 P: 21	R: 0 E: 0 K: 2 S: 8 H: 0 LOB: 0 BB: 0 P: 10	R: 0 E: 0 K: 2 S: 8 H: 0 LOB: 0 BB: 0 P: 14	R: 0 E: 0 K: 2 S: 7 H: 0 LOB: 0 BB: 0 P: 13	R: 0 E: 0 K: 1 S: 7 H: 0 LOB: 0 BB: 0 P: 8	R: 0 E: 0 K: 1 S: 9 H: 1 LOB: 1 BB: 0 P: 14	1B: 4 2B: 1 3B: 0 HR: 1 SF: 0 SAC: 0 DP: 1 HBP: 0						

PITCHER		IP	WLS	BF	H	R	ER	SO	BB	IBB	HBP	BLK	WP	HR	S	P	ERA	WHIP
24 Ricky Romero, L ERA: 3.0	(1, 1)	7.0	L	26	5	2	2	10	1	0	0	0	1	1	63	102	2.57	0.857
34 Marc Rzepczynski, L ERA: 3.6	(8, 1)	1.0		3	0	0	0	1	0	0	0	0	0	0	7	8	0.00	0.000
50 Frank Francisco, R ERA: 4.5	(9, 1)	1.0		4	1	0	0	1	0	0	0	0	0	0	9	14	0.00	1.000

PITCHER	IP	WLS	BF	H	R	ER	SO	BB	IBB	HBP	BLK	WP	HR	S	P	ERA	WHIP

TOP

Tampa Bay Rays @ Toronto Blue Jays

Rogers Centre, Toronto, ON

Sun Apr 24 2011, 1:09 PM - 3:13 PM EDT

Att. 14,456 - Roof Closed - 68 F

livebaseballscorecards.com

AB	32
R	2
H	6
RBI	2
BB	1
SO	12
LOB	10

WP: 1	PA: 33																	
PB: 0																		
SB: 1																		
CS: 0																		

Batter	1	2	3	4	5	6	7	8	9	AB	R	H	RBI	BB	SO	LOB
16 Corey Patterson, L (1, 8) OBP: 0.245, SLG: 0.360	B SI 92 X FF 89 1-0 G3 ①		C SI 91 S CH 84 S CH 84 0-3 K ③			L SI 89 X CH 83 0-1 2B		C KC 76 F KC 77 F CH 82 X FC 86 0-2 P6 ②		4	0	1	0	0	1	0
5 Yunel Escobar, R (1, 6) OBP: 0.341, SLG: 0.444	C SI 92 B SI 90 X SI 92 1-1 G6-3 ②			B KC 75 X KC 76 1-0 G6-3 ①		B KC 79 S KC 77 X KC 77 1-1 G6-3 ①		B KC 76 B KC 76 X FF 90 2-0 G4-3 ③		4	0	0	0	0	0	1
19 José Bautista, R (1, 9) OBP: 0.506, SLG: 0.750	B FF 91 B FC 88 B FF 90 B SI 90 4-0 BB			B KC 78 F SI 90 C CH 83 B CH 84 B FC 88 X FC 88 3-2 L5 ②		B KC 78 C KC 76 D CH 83 C KC 76 D KC 77 S CH 83 3-3 K ②			B FC 84 C KC 77 B KC 78 F FF 90 B KC 77 B KC 78 4-2 20 P2 BB	2	0	0	0	2	1	1
26 Adam Lind, L (1, 3) OBP: 0.270, SLG: 0.329	B SI 91 C FF 91 B SI 90 F FF 91 B FC 88 S FF 93 3-3 K ③			C KC 77 X KC 79 0-1 F8 ③		X CH 83 0-0 F8 ③			S KC 76 1 SAFE S CH 83 X CH 82 0-2 F7 ①	4	0	0	0	0	1	3
20 Juan Rivera, R (1, 10) OBP: 0.254, SLG: 0.137		X FF 91 0-0 L6 ①			C FF 91 X KC 77 0-1 6 1B 1B		X KC 76 0-0 G5-3 ①		1 SAFE X FF 89 0-0 P2 ②③ 1-2	4	0	1	0	0	0	1
9 J.P. Arencibia, R (1, 2) OBP: 0.310, SLG: 0.528		X FF 92 0-0 F8 ②			B KC 78 C FF 91 C KC 77 S CH 84 1-3 K ①		X FF 90 0-0 G5-3 ②			3	0	0	0	0	1	1
45 Travis Snider, L (1, 7) OBP: 0.259, SLG: 0.264		C FF 91 S KC 77 B CH 84 B CH 84 C FC 87 2-3 K ③			C KC 77 S CH 83 S CH 84 0-3 K ②		F SI 91 B KC 78 C KC 77 X FC 85 1-2 1B			3	0	1	0	0	2	1
6 John McDonald, R (1, 5) OBP: 0.349, SLG: 0.378			B FF 91 B FF 91 C SI 90 X FF 89 2-1 P5 ①		C KC 78 X SI 92 0-1 1-2 1B		1 SAFE S CH 84 X KC 75 0-1 L5 ③			3	0	1	0	0	0	1
18 Mike McCoy, R (1, 4) OBP: 0.368, SLG: 0.353			C SI 91 C KC 77 X SI 91 0-2 G6-3 ②		F FF 92 S KC 80 B KC 79 S CH 83 1-3 K ③			X SI 92 0-0 F7 ①		3	0	0	0	0	1	2
Inning Stats	R: 0 E: 0 K: 1 S: 6 H: 0 LOB: 1 BB: 1 P: 15	R: 0 E: 0 K: 1 S: 5 H: 0 LOB: 0 BB: 0 P: 7	R: 0 E: 0 K: 1 S: 8 H: 0 LOB: 0 BB: 0 P: 10	R: 0 E: 0 K: 0 S: 6 H: 0 LOB: 0 BB: 0 P: 10	R: 0 E: 0 K: 3 S: 13 H: 2 LOB: 2 BB: 0 P: 15	R: 0 E: 0 K: 1 S: 8 H: 1 LOB: 1 BB: 0 P: 12	R: 0 E: 0 K: 0 S: 7 H: 1 LOB: 1 BB: 0 P: 8	R: 0 E: 0 K: 0 S: 6 H: 0 LOB: 0 BB: 0 P: 8	R: 0 E: 0 K: 0 S: 6 H: 0 LOB: 0 BB: 1 P: 10	1B: 3 2B: 1 3B: 0 HR: 0 SF: 0 SAC: 0 DP: 0 HBP: 0						

PITCHER		IP	WLS	BF	H	R	ER	SO	BB	IBB	HBP	BLK	WP	HR	S	P	ERA	WHIP
33 James Shields, R ERA: 2.35	(1, 1)	9.0	W	32	4	0	0	7	2	0	0	0	0	0	65	95	0.00	0.667

PITCHER	IP	WLS	BF	H	R	ER	SO	BB	IBB	HBP	BLK	WP	HR	S	P	ERA	WHIP

BOTTOM

Tampa Bay Rays @ Toronto Blue Jays

Rogers Centre, Toronto, ON

Sun Apr 24 2011, 1:09 PM - 3:13 PM EDT

Att. 14,456 - Roof Closed - 68 F

livebaseballscorecards.com

AB	30
R	0
H	4
RBI	0
BB	2
SO	7
LOB	11

PA: 32

WP: 0
PB: 0
SB: 0
CS: 0

Batter	1	2	3	4	5	6	7	8	9	AB	R	H	RBI	BB	SO	LOB
5 Yunel Escobar, R (1, 6) OBP: 0.345, SLG: 0.442	C FF 88 B FF 90 T SL 82 T SL 84 1-2 K		F FF 91 B FF 90 B FF 90 B SL 82 X SL 83 3-1 G6-3		B FF 90 1 SAFE F FF 90 F FF 90 X FF 90 1-2 16 HR 1B		C SI 88 X CU 68 0-1 16 F7-6-3 1B		F FF 93 B SL 83 S SL 82 B FF 95 X SL 83 2-2 G5-3	5	1	2	0	0	1	1
16 Corey Patterson, L (1, 8) OBP: 0.263, SLG: 0.426	X FF 88 0-0 P6			C FF 88 B SL 82 F CH 84 F FF 90 B CU 78 F SL 83 B CH 84 X FF 90 3-2 20 CS 19 BB 1B	F FF 89 S CH 84 X FF 88 0-2 1-H 2-H HR		B FF 88 X FC 84 1-0 F7-6-3 1-1			4	1	2	3	0	0	1
19 José Bautista, R (1, 9) OBP: 0.517, SLG: 0.788	B SL 84 C SL 83 F FF 92 B SL 85 F SL 84 B FF 90 X SL 85 3-2 G6-3			1 SAFE B FF 90 F FF 91 B FF 90 B SL 83 1 SAFE B SL 82 4-1 20 CS 1-2 BB	X SL 84 0-0 HR		B FC 83 B CH 81 B CU 70 B FC 82 4-0 BB			2	1	1	1	2	0	0
26 Adam Lind, L (1, 3) OBP: 0.280, SLG: 0.329		C FF 86 X CH 83 0-1 20 G6-4-3 1B		X FF 89 0-0 F7	B SI 89 F FF 85 B FF 89 F SL 83 B SL 83 4-2 20 HR BB		B CH 80 B CH 82 F FC 84 1 SAFE B FF 88 1 SAFE 1 SAFE X FC 82 3-1 F7			3	1	1	0	1	0	3
20 Juan Rivera, R (1, 10) OBP: 0.270, SLG: 0.204		B FF 88 X SL 81 1-0 G6-4-3 1-2f		B FF 90 B FF 90 B SL 82 C FF 90 S FF 89 B SL 83 4-2 1-2 2-3 BB	S FF 90 X FF 90 0-1 1-H HR			C CU 68 B CU 68 C FC 82 F FF 88 X CU 71 1-2 L1		3	1	1	2	1	0	1
8 José Molina, R (1, 2) OBP: 0.353, SLG: 0.500		C FF 89 B CU 75 B FF 89 S SL 83 B FF 91 F SL 84 X FF 90 3-2 G6-3		C FF 90 X FF 90 0-1 G6-3	S FF 91 S SL 83 F SL 83 F SL 84 X SL 84 0-2 G6-3			B FF 88 C FC 81 B FF 88 X FC 81 2-1 F8		4	0	0	0	0	0	2
45 Travis Snider, L (1, 7) OBP: 0.271, SLG: 0.267			F FF 87 B FF 90 F FF 89 F SL 84 C SL 84 1-3 K		F FF 88 B FF 89 B FF 88 B SL 81 C FF 88 B FF 90 4-2 5 1B 16 HR BB	X FC 84 0-0 6 G5-4-3 1B		F FF 89 B CU 69 F FC 84 F CU 70 B FF 89 X FC 82 2-2 G3-1		3	1	1	0	1	1	0
6 John McDonald, R (1, 4) OBP: 0.340, SLG: 0.415			C FF 89 B FF 89 F SL 84 X CU 80 1-2 3B		X FF 88 0-0 F8	C SI 87 X FC 82 0-1 G5-4-3 1-2f			B FF 95 F FF 95 C SL 82 X FF 95 1-2 G4-3	4	0	1	0	0	0	2
25 Chris Woodward, R (1, 5)			S FF 90 B FF 91 D FF 90 S SL 83 F FF 92 S SL 83 2-3 K		1 SAFE C SL 81 1 SAFE X FF 88 0-1 F7	B FC 80 S FC 82 X SI 88 1-1 F9			B FF 97 F FF 94 C SL 82 S SL 83 1-3 K	4	0	0	0	0	2	2
Inning Stats	R: 0 E: 0 K: 1 S: 8 H: 0 LOB: 0 BB: 0 P: 12	R: 0 E: 0 K: 0 S: 7 H: 1 LOB: 0 BB: 0 P: 11	R: 0 E: 0 K: 2 S: 13 H: 1 LOB: 1 BB: 0 P: 20	R: 0 E: 0 K: 0 S: 11 H: 1 LOB: 2 BB: 2 P: 22	R: 6 E: 0 K: 0 S: 21 H: 4 LOB: 0 BB: 2 P: 30	R: 0 E: 0 K: 0 S: 5 H: 1 LOB: 0 BB: 0 P: 6	R: 0 E: 0 K: 0 S: 5 H: 1 LOB: 1 BB: 1 P: 13	R: 0 E: 0 K: 0 S: 10 H: 0 LOB: 0 BB: 0 P: 15	R: 0 E: 0 K: 1 S: 9 H: 0 LOB: 0 BB: 0 P: 13	1B: 5 2B: 1 3B: 1 HR: 3 SF: 0 SAC: 0 DP: 3 HBP: 0						

PITCHER		IP	WLS	BF	H	R	ER	SO	BB	IBB	HBP	BLK	WP	HR	S	P	ERA	WHIP
48 Colby Lewis, R ERA: 6.95	(1, 1)	5.0	L	24	7	6	6	3	4	0	0	0	0	3	60	95	10.80	2.200
47 Dave Bush, R ERA: 1.13	(6, 1)	3.0		10	2	0	0	0	1	0	0	0	0	0	20	34	0.00	1.000
46 Pedro Strop, R ERA: 1.42	(9, 1)	1.0		3	0	0	0	1	0	0	0	0	0	0	9	13	0.00	0.000

PITCHER	IP	WLS	BF	H	R	ER	SO	BB	IBB	HBP	BLK	WP	HR	S	P	ERA	WHIP

TOP

Toronto Blue Jays @ Texas Rangers

Rangers Ballpark in Arlington, Arlington, TX

Mon Apr 25 2011, 8:08 PM - 10:56 PM EDT

Att. 22,915 - Overcast - 81 F

livebaseballscorecards.com

AB	32
R	6
H	9
RBI	6
BB	5
SO	4
LOB	12

WP: 0	PA: 37
PB: 0	
SB: 0	
CS: 2	

BOTTOM

Toronto Blue Jays @ Texas Rangers

Rangers Ballpark in Arlington, Arlington, TX

Mon Apr 25 2011, 8:08 PM - 10:56 PM EDT

Att. 22,915 - Overcast - 81 F

livebaseballscorecards.com

Batter	1	2	3	4	5	6	7	8	9	AB	R	H	RBI	BB	SO	LOB
5 Ian Kinsler, R (1, 4) OBP: 0.351, SLG: 0.500	B FC 92 F SI 95 B SI 96 B FC 93 B FF 96 4-1 10 G6-4-3 1 1B BB		C FF 94 F SI 94 B FF 94 X FC 92 1-2 ③ F8			C FC 92 F SL 84 B SI 94 X FF 94 1-2 1 FC4-6-5 1-H 2B		X FF 93 0-0 ① F9		3	0	1	1	1	0	0
1 Elvis Andrus, R (1, 6) OBP: 0.293, SLG: 0.333	B SI 95 B FF 95 1 SAFE C FF 94 B FC 90 X FF 94 3-1 10 G6-4-3 1-2 1B			C CU 80 B FC 90 X CU 82 1-1 ① F8		B FF 94 X FC 93 1-0 ① FC4-6-5 10 2B 2-3		B FF 93 X FF 92 1-0 ② F9		4	1	1	0	0	0	1
10 Michael Young, R (1, 10) OBP: 0.372, SLG: 0.505	S FF 96 S FF 96 B FF 95 B FC 91 X FF 95 2-2 ① ② G6-4-3 1-2f 2-3			S SL 85 X SI 94 0-1 ② G5-3		F FF 94 X FF 94 0-1 29 G4-3 2-H 2B		C FF 93 B CH 88 X FF 92 1-1 2B		4	0	2	1	0	0	2
29 Adrián Beltré, R (1, 5) OBP: 0.289, SLG: 0.565	C SI 95 B FF 95 B FF 94 S SI 95 B FF 95 X FC 92 3-2 ③ G4-3			B SI 95 T FF 94 S FF 94 X FC 92 1-2 ③ G1		C FC 91 B FF 93 B FC 92 B CU 83 F FC 91 F SI 94 X FF 94 3-2 ② G4-3 2-3		C FF 94 F FF 93 B SL 86 B CH 87 F SL 84 F FF 94 X FF 93 2-2 ③ F8		4	0	0	0	0	0	3
17 Nelson Cruz, R (1, 9) (8, 7) OBP: 0.333, SLG: 0.513		C CU 79 B CU 82 F FF 94 F FF 94 B CU 81 F FC 91 B FC 92 S FF 94 3-3 ① K			B FF 94 C FC 93 B FF 94 F FF 93 B FC 92 D FC 91 4-2 7 G4-6-3 BB	B FF 94 B FC 92 X FC 92 2-0 ③ G6-3			C FC 90 F FF 90 F FF 91 X SL 86 0-2 HR	3	1	1	1	1	1	1
7 David Murphy, L (1, 7) (8, 8) OBP: 0.333, SLG: 0.418		S CH 86 B FC 92 F FF 95 F FC 90 F FF 95 S CH 87 1-3 ② K			B FF 94 C FC 93 B FF 94 F FF 94 F CH 86 X CH 86 1-2 ① ② G4-6-3 1-2f		C SI 90 X SI 90 0-1 ① G4-3		C FF 90 B CU 73 B CH 84 B FC 90 F FF 90 X FF 89 3-2 ① G4-3	4	0	0	0	0	1	1
8 Yorvit Torrealba, R (1, 2) OBP: 0.270, SLG: 0.468		B FF 95 C SI 93 X SI 94 1-1 ③ G6-3			C FF 96 B FF 96 X FF 94 1-1 HR		B SI 91 B SI 91 X SI 91 2-0 18 FC1-6 1B		C FC 90 B CU 74 F FC 90 B CU 76 S SL 84 2-3 ② K	4	1	2	1	0	1	0
18 Mitch Moreland, L (1, 3) (8, 9) OBP: 0.371, SLG: 0.541			C FC 93 C FF 94 B FC 91 X SI 95 1-2 ① G4-3		B CH 87 S CU 81 B FF 94 B CH 87 X FF 95 3-2 ③ G1-3		B SL 82 X SI 92 1-0 ② FC1-6 1-2f		B FF 90 C FF 90 B FF 87 F FF 90 X CH 85 2-2 ③ F9	4	0	0	0	0	0	1
20 Julio Borbon, L (1, 8) OBP: 0.300, SLG: 0.318 25 Mike Napoli, R (7, PH) (8, 3) OBP: 0.465, SLG: 0.818			S CU 81 C FF 94 B CU 82 B CU 83 X FF 94 2-2 ② G4-3			B FF 94 L FF 92 X CH 85 1-1 5 2B 1B	B FF 92 C SL 85 B FF 93 C FF 93 F FF 94 B CH 86 X FF 93 3-2 ③ G4-3			2 1	1 0	1 0	0 0	0 0	0 0	0 1

Inning Stats																															
	R: 0	E: 0	K: 0	S: 9	H: 1	LOB: 1	BB: 1	P: 21	R: 0	E: 0	K: 2	S: 12	H: 0	LOB: 0	BB: 0	P: 17	R: 0	E: 0	K: 0	S: 9	H: 0	LOB: 0	BB: 0	P: 13	R: 0	E: 0	K: 0	S: 7	H: 0	LOB: 0	BB: 0	P: 9
	R: 1	E: 0	K: 0	S: 11	H: 1	LOB: 0	BB: 1	P: 20	R: 2	E: 0	K: 0	S: 13	H: 3	LOB: 1	BB: 0	P: 21	R: 0	E: 0	K: 0	S: 8	H: 1	LOB: 1	BB: 0	P: 14	R: 0	E: 0	K: 0	S: 10	H: 1	LOB: 1	BB: 0	P: 14
	R: 1	E: 0	K: 1	S: 13	H: 1	LOB: 0	BB: 0	P: 20																							

	AB	33
	R	4
	H	8
	RBI	4
	BB	2
	SO	3
	LOB	10

	1B: 3	SF: 0	WP: 0	PA: 35
	2B: 3	SAC: 0	PB: 0	
	3B: 0	DP: 2	SB: 0	
	HR: 2	HBP: 0	CS: 0	

PITCHER		IP	WLS	BF	H	R	ER	SO	BB	IBB	HBP	BLK	WP	HR	S	P	ERA	WHIP
4 Kyle Drabek, R ERA: 3.3	(1, 1)	6.0	W	23	5	3	3	2	2	0	0	0	0	1	61	101	4.50	1.167
34 Marc Rzepczynski, L ERA: 3.38	(7, 1)	0.2	H	3	1	0	0	0	0	0	0	0	0	0	4	7	0.00	1.500
54 Jason Frasor, R ERA: 2.61	(7, 1)	1.1	H	5	1	0	0	0	0	0	0	0	0	0	14	21	0.00	0.750
60 Jon Rauch, R ERA: 2.79	(9, 1)	1.0	S	4	1	1	1	1	0	0	0	0	0	1	13	20	9.00	1.000

PITCHER	IP	WLS	BF	H	R	ER	SO	BB	IBB	HBP	BLK	WP	HR	S	P	ERA	WHIP

Batter	1	2	3	4	5	6	7	8	9	AB	R	H	RBI	BB	SO	LOB
5 Yunel Escobar, R (1, 6) OBP: 0.337, SLG: 0.427	X FF 95 0-0 19 BB, 16 1B, 26 1B 1B	B SI 91 C CH 82 X SI 92 1-1 ① L3		B FF 91 S SL 80 X SI 90 1-1 ① G5-3		C SL 80 B SL 80 B SL 80 X SI 90 2-1 ① F8		C SL 79 B FF 91 B SI 89 X FF 91 2-1 E6		5	1	1	0	0	0	0
16 Corey Patterson, L (1, 8) OBP: 0.274, SLG: 0.441	X FF 93 0-0 26 1B, 19 BB, 20 BB 1-2 1B	C SI 92 B SI 91 S FC 86 X FF 94 1-2 ② P5		X CU 75 0-0 19 WP, 26 HR 2B		S CH 83 F FF 91 B FF 91 S CU 74 1-3 ② K		C FF 89 B FF 89 F CH 84 S SL 81 1-3 ② K		5	2	2	0	0	2	1
19 José Bautista, R (1, 9) OBP: 0.522, SLG: 0.783	B SI 93 F SI 94 B FC 89 B CH 84 B SI 93 4-1 20 BB, 26 1B, 9 BB 1-2 2-3 BB	B CU 78 F SI 93 X FF 94 1-1 ③ P5		C SL 81 B FF 89 B SL 82 D SL 82 B SL 83 4-1 26 HR 2-3 BB		X FF 91 0-0 2B		C FF 91 B FF 91 S SL 80 B FF 92 S CU 74 2-3 ③ K		3	2	1	0	2	1	1
26 Adam Lind, L (1, 3) OBP: 0.296, SLG: 0.411	X FF 89 0-0 9 BB, 20 BB, 45 G5-3 1-2 2-3 3-H 1B		C FF 90 B SI 91 X SI 91 1-1 HR	X FF 90 0-0 1-H 3-H HR		B FF 90 F CU 72 B FF 91 X CU 75 2-1 ③ G3			C SI 83 S SL 77 B SL 78 X FF 85 1-2 ① G4-3	5	3	3	5	0	0	1
20 Juan Rivera, R (1, 10) OBP: 0.294, SLG: 0.224	B CU 80 B CH 84 B FF 94 B SI 93 4-0 45 G5-3, 9 BB 1-2 2-3 3-H BB		S CH 83 X FF 92 0-1 9 1B, 45 1B 1B	C FF 92 B SL 82 X SL 82 1-1 ② G6-3			B FF 90 X SL 79 1-0 ① F8		X SI 83 0-0 1B	4	1	2	1	1	0	0
9 J.P. Arencibia, R (1, 2) OBP: 0.317, SLG: 0.509	F SI 94 B SI 93 F CH 84 B SI 92 B FF 89 B SI 93 4-2 45 G5-3, 6 1B 1-2 2-3 3-H BB		F SI 92 B FF 93 F CH 83 X FC 87 1-2 45 1B 1-3 1B	B FF 91 C FF 91 F FF 91 B FF 92 S CU 76 2-3 ③ K			B FF 90 F FF 91 F CU 75 B FF 92 F SL 80 B FF 92 X FF 92 3-2 ② L8		S SI 83 C SL 77 F SL 78 B FF 85 B FF 92 B FF 86 B SL 77 S SL 77 3-3 ② K	4	1	1	1	1	2	1
45 Travis Snider, L (1, 7) OBP: 0.278, SLG: 0.266	F FF 94 X SI 93 0-1 ① ② G5-3 1-2 2-3f 3-H		X FF 92 0-0 ① 1-3 3-H 1B	X FF 90 0-0 ① F9			B CU 74 B SI 90 B SI 91 B FF 90 4-0 BB		F SL 78 X SI 83 0-1 ③ G4-3	4	0	1	1	1	0	3
6 John McDonald, R (1, 4) OBP: 0.333, SLG: 0.400	D CU 79 C SI 92 B SI 92 C SI 92 X SI 91 2-2 18 S 2-H 1B		F SI 92 1 SAFE B SI 91 1 SAFE B CH 83 S CH 82 X SI 93 2-2 ② F9	B FF 90 C SL 80 B SI 90 X FF 91 2-1 ② F7			F FF 90 F SL 80 B FF 90 S CU 73 1-3 ③ K			4	0	1	1	0	1	2
18 Mike McCoy, R (1, 5) OBP: 0.304, SLG: 0.286	F SI 93 B SI 94 1 SAFE B FF 92 X FF 92 2-1 ③ L7 1-2		C SI 90 S CH 82 1 SAFE B SI 90 F SI 94 F SI 92 S FF 89 1-3 ③ K	C FF 90 X FF 91 0-1 ③ L4				F FF 90 B SL 81 B SL 80 X SI 90 2-1 ① F8		4	0	0	0	0	1	2
Inning Stats	R: 5 E: 0 K: 0 S: 13 H: 4 LOB: 1 BB: 3 P: 29	R: 0 E: 0 K: 0 S: 7 H: 0 LOB: 0 BB: 0 P: 10	R: 2 E: 0 K: 1 S: 16 H: 4 LOB: 1 BB: 0 P: 21	R: 3 E: 0 K: 1 S: 10 H: 2 LOB: 0 BB: 1 P: 18	R: 0 E: 0 K: 0 S: 5 H: 0 LOB: 0 BB: 0 P: 7	R: 0 E: 0 K: 1 S: 8 H: 1 LOB: 1 BB: 0 P: 13	R: 0 E: 0 K: 1 S: 8 H: 0 LOB: 1 BB: 1 P: 17	R: 0 E: 1 K: 2 S: 10 H: 0 LOB: 1 BB: 0 P: 17	R: 0 E: 0 K: 1 S: 10 H: 1 LOB: 1 BB: 0 P: 14	1B: 8 2B: 2 3B: 0 HR: 2 SF: 0 SAC: 0 DP: 1 HBP: 0						

TOP

Toronto Blue Jays @ Texas Rangers

Rangers Ballpark in Arlington, Arlington, TX

Tue Apr 26 2011, 8:07 PM - 10:43 PM EDT

Att. 21,755 - Partly Cloudy - 70 F

livebaseballscorecards.com

AB	38
R	10
H	12
RBI	9
BB	5
SO	7
LOB	11

WP: 1 PA: 43
PB: 0
SB: 1
CS: 0

PITCHER		IP	WLS	BF	H	R	ER	SO	BB	IBB	HBP	BLK	WP	HR	S	P	ERA	WHIP
54 Matt Harrison, L ERA: 3.69	(1, 1)	3.0	L	18	8	7	7	1	3	0	0	0	0	1	36	60	21.00	3.667
21 Brett Tomko, R ERA: 8.1	(4, 1)	5.0		21	3	3	3	5	2	0	0	0	1	1	41	72	5.40	1.000
56 Darren O'Day, R ERA: 2.45	(9, 1)	1.0		4	1	0	0	1	0	0	0	0	0	0	10	14	0.00	1.000

PITCHER	IP	WLS	BF	H	R	ER	SO	BB	IBB	HBP	BLK	WP	HR	S	P	ERA	WHIP

Batter	1	2	3	4	5	6	7	8	9	AB	R	H	RBI	BB	SO	LOB
5 Ian Kinsler, R (1, 4) OBP: 0.343, SLG: 0.477	C SL 83 X SL 87 0-1 ① G6-3	B FC 88 X SL 86 1-0 ③ F7			C SI 89 B FC 90 B SI 89 B CH 81 B FC 89 4-1 1 G6-3 BB		C SI 92 C FC 90 B FC 91 S CU 78 1-3 ② K		X SI 88 0-0 ① P6	4	0	0	0	1	1	3
1 Elvis Andrus, R (1, 6) OBP: 0.287, SLG: 0.325	C FC 90 C FF 90 B FC 89 B SI 91 X CH 83 2-2 ② G1-3		F FC 89 B FF 90 X FF 89 1-1 ① G4-3		C SL 84 F CH 81 B SI 91 1 SAFE F SL 85 X FF 90 1-2 ①② G6-3 1-2f		X FF 93 0-0 1B		S CH 83 X CH 83 0-1 ②③ G6-4-3 1-2f	5	0	1	0	0	0	3
10 Michael Young, R (1, 10) OBP: 0.357, SLG: 0.484	B FF 90 C CH 82 B SL 87 X FC 89 2-1 ③ G5-3		C CH 81 F CH 82 X FF 91 0-2 ② G4-3		C CU 77 B SI 90 B SI 90 S CH 82 F SL 85 S CH 83 2-3 ③ K		C FC 90 X SL 85 0-1 ③ G4-3			4	0	0	0	0	1	1
29 Adrian Beltré, R (1, 5) OBP: 0.290, SLG: 0.557 25 Mike Napoli, R (7, 3) OBP: 0.455, SLG: 0.794		B FF 88 B SI 89 X FC 89 2-0 ① F8	X FF 90 0-0 1B			C SL 83 F SI 89 X FC 91 0-2 ① G1-3		C FF 93 B FF 93 B FF 94 X FF 94 2-1 ① F8		3 1	0 0	1 0	0 0	0 0	0 0	0 0
17 Nelson Cruz, R (1, 9) OBP: 0.333, SLG: 0.500 18 Mitch Moreland, L (7, 9) OBP: 0.380, SLG: 0.541		B FC 90 F SL 85 B FC 91 S SL 84 B SI 90 X SL 85 3-2 ② P4	X SL 87 0-0 ③ L4			F FC 90 B SI 88 B SI 90 B SL 84 C FC 88 B SL 84 4-2 8 1B BB		C FF 94 B FS 86 S CU 76 B FS 87 B FF 94 F FF 93 F FF 94 B FS 85 4-2 2 FC6-4 BB		2 0	0 0	0 0	0 0	1 1	0 0	1 0
7 David Murphy, L (1, 7) OBP: 0.328, SLG: 0.424	B SI 89 C CH 83 S CH 82 X SL 87 1-2 8 1B 2B		C SI 88 B SI 88 C SL 86 X CU 78 1-2 ① G6-3			B SI 87 C FC 88 B CU 77 X FF 88 2-1 ② F8		X FF 94 0-0 ② F7		4	1	1	0	0	0	2
8 Yorvit Torrealba, R (1, 2) OBP: 0.303, SLG: 0.492 2 Taylor Teagarden, R (7, 2)	B SL 86 B SL 84 F FC 90 X FC 91 2-1 19 2B 20 1B 2-H 1B		B FC 90 B CH 81 C FC 90 C SL 84 X CU 78 2-2 19 G1-3 1B			X FF 88 0-0 1-3 1B		F FF 94 X FF 94 0-1 ③ FC6-4 1-2f		3 1	1 0	3 0	1 0	0 0	0 0	0 1
19 Chris Davis, L (1, 3) OBP: 0.273, SLG: 0.400 (7, 5)	F SI 90 C FF 89 B SI 92 B CH 82 X SL 86 2-2 20 1B 1-3 2B		X SI 89 0-0 ② G1-3 1-2			X FF 89 0-0 ③ F7			X SI 86 0-0 20 1B 2B	4	1	2	0	0	0	3
20 Julio Borbon, L (1, 8) OBP: 0.315, SLG: 0.333	C SI 91 B SL 87 X FF 92 1-1 2-H 3-H 1B		B SI 89 B CH 81 C FC 89 F FC 89 X SL 86 2-2 ③ L4			C SI 91 S FC 91 B FC 91 X CU 76 1-2 ① G4-3			C SI 87 X SI 87 0-1 1 G6-4-3 2-3 1B	4	0	2	2	0	0	1
Inning Stats	R: 0 E: 0 K: 0 S: 7 H: 0 LOB: 0 BB: 0 P: 11	R: 3 E: 0 K: 0 S: 15 H: 4 LOB: 1 BB: 0 P: 27	R: 0 E: 0 K: 0 S: 7 H: 1 LOB: 1 BB: 0 P: 8		R: 0 E: 0 K: 0 S: 10 H: 1 LOB: 1 BB: 0 P: 15	R: 0 E: 0 K: 1 S: 9 H: 0 LOB: 0 BB: 1 P: 16	R: 0 E: 0 K: 0 S: 9 H: 1 LOB: 2 BB: 1 P: 15	R: 0 E: 0 K: 1 S: 9 H: 1 LOB: 1 BB: 0 P: 11	R: 0 E: 0 K: 0 S: 9 H: 0 LOB: 1 BB: 1 P: 15	R: 0 E: 0 K: 0 S: 6 H: 2 LOB: 1 BB: 0 P: 6	1B: 7 2B: 3 3B: 0 HR: 0	SF: 0 SAC: 0 DP: 2 HBP: 0	WP: 0 PB: 0 SB: 0 CS: 0	PA: 38			

PITCHER	IP	WLS	BF	H	R	ER	SO	BB	IBB	HBP	BLK	WP	HR	S	P	ERA	WHIP
51 Jesse Litsch, R (1, 1) ERA: 3.86	6.0	W	26	7	3	3	1	2	0	0	0	0	0	57	92	4.50	1.500
44 Casey Janssen, R (7, 1) ERA: 0.96	1.0		4	1	0	0	1	0	0	0	0	0	0	9	11	0.00	1.000
50 Frank Francisco, R (8, 1) ERA: 3.0	1.0		4	0	0	0	0	1	0	0	0	0	0	9	15	0.00	1.000
57 Shawn Camp, R (9, 1) ERA: 2.38	1.0		4	2	0	0	0	0	0	0	0	0	0	6	6	0.00	2.000

PITCHER	IP	WLS	BF	H	R	ER	SO	BB	IBB	HBP	BLK	WP	HR	S	P	ERA	WHIP

BOTTOM

Toronto Blue Jays @ Texas Rangers

Rangers Ballpark in Arlington, Arlington, TX

Tue Apr 26 2011, 8:07 PM - 10:43 PM EDT

Att. 21,755 - Partly Cloudy - 70 F

livebaseballscorecards.com

AB	35
R	3
H	10
RBI	3
BB	3
SO	2
LOB	15

Toronto Blue Jays @ Texas Rangers

Rangers Ballpark in Arlington, Arlington, TX

Wed Apr 27 2011, 8:08 PM - 11:08 PM EDT

Att. 29,322 - Partly Cloudy - 68 F

TOP

livebaseballscorecards.com

Batter	1	2	3	4	5	6	7	8	9	AB	R	H	RBI	BB	SO	LOB
5 Yunel Escobar, R (1, 6) OBP: 0.330, SLG: 0.414	F SI 93 C CH 87 X SL 83 0-2 ① F8		F CH 84 B SI 94 1 SAFE 1 SAFE B SI 93 B SL 82 X CH 85 3-1 ① G6-3 1-2	1 SAFE B SI 93 C KC 74 B SL 82 F SI 92 1 SAFE X SI 93 2-2 18 1B, 19 2B 1-3 1B		1 SAFE L SI 85 B SL 78 F SL 78 B SL 80 B SI 86 X SI 87 3-2 ①② G5-3 1-2		1 SAFE X FF 90 0-0 ③ FC6-4 1-2f		5	1	1	0	0	0	3
18 Mike McCoy, R (1, 4) OBP: 0.357, SLG: 0.320	C SI 94 C KC 78 B SI 94 B SL 82 X SI 94 2-2 26 1B, 26 1B 1B		B KC 74 D CH 84 C SI 91 B SI 91 B SI 92 4-1 19 BB, 20 1B BB	C CH 85 C SI 94 B SL 80 F SL 81 X SI 93 1-2 19 2B 3-H 1B		C SI 87 B SI 87 B SL 78 F SI 86 X SI 87 2-2 ③ G4-3			C SI 89 F SL 77 B SL 77 B FF 87 S FF 89 2-3 ① K	4	2	2	1	1	1	0
19 José Bautista, R (1, 9) OBP: 0.515, SLG: 0.767	S SI 94 C CH 85 1 SAFE 1 SAFE B SI 92 1 SAFE X SL 80 1-2 ② F8		B CH 84 B SI 92 F SI 93 B CH 84 F CH 85 F SI 94 F KC 75 B SI 94 4-2 20 1B 1-2 2-3 BB	B SI 92 C SI 92 X CH 86 1-1 1-H 2-H 2B			B SI 87 C SI 87 B SI 86 X SL 78 2-1 ① G1-3		B SI 90 C SL 78 X FF 89 1-1 ② P5	4	0	1	2	1	0	1
26 Adam Lind, L (1, 3) OBP: 0.301, SLG: 0.415 6 John McDonald, R (9, PR) OBP: 0.333, SLG: 0.400	X SI 94 0-0 ③ 1-H 1B		C SI 93 X SI 93 0-1 ② SF7 3-H	X SI 91 0-0 ③ G3-1			B SI 86 B CH 78 C SI 88 F CH 79 X SL 78 2-2 ② F8		C SL 78 B FF 89 X SL 78 1-1 20 1B 1B	4 0	0 0	2 0	1 0	0 0	0 0	1 0
20 Juan Rivera, R (1, 10) OBP: 0.329, SLG: 0.306 25 Chris Woodward, R (9, PR)		B KC 76 B CH 85 B SI 94 B SI 94 4-0 45 1B BB	B KC 72 X SI 92 1-0 1-2 2-H 1B		B KC 74 C KC 72 B SI 91 F CH 84 X SI 91 2-2 ① F8		C SL 77 X SI 86 0-1 HR		B SI 91 X SL 77 1-0 1-3 1B	4 0	1 0	3 0	2 0	1 0	0 0	0 0
10 Edwin Encarnación, R (1, 5) OBP: 0.308, SLG: 0.419		B SI 93 B SI 93 C SI 92 F SI 93 F SL 82 B CH 84 F CH 85 F SI 94 X SI 93 3-2 ① F8	B CH 84 X SI 92 1-0 ③ P4		B KC 73 B KC 72 B SI 89 C SI 90 F SI 90 X CH 84 3-2 45 G3 2B		B SI 88 B SL 78 X SL 79 2-0 ③ F7		B FF 89 F FF 89 B FF 89 1 SAFE T SL 77 1 SAFE F FF 88 F FF 88 F FF 88 2-3 ③ K F SL 77 S FF 89	5	0	1	0	0	1	5
45 Travis Snider, L (1, 7) OBP: 0.277, SLG: 0.265		B SL 82 X SL 83 1-0 9 G6-3 1-3 1B	B SI 92 F SI 92 C SI 92 S SL 84 1-3 ① K	X SI 90 0-0 ② G3 2-3			B FF 90 B SL 79 X FF 88 2-0 ① F8			4	0	1	0	0	1	1
9 J.P. Arencibia, R (1, 2) OBP: 0.313, SLG: 0.492		B KC 73 X CH 84 1-0 ②③ G6-3 1-2f	C SI 93 F KC 77 B SI 93 F SL 82 X KC 76 1-2 16 FC4-6 1B	F CH 82 F SI 92 C SI 93 0-3 ③ K			B FF 89 C SL 79 B SL 79 S FF 88 B FF 89 X SL 79 3-2 ② F7			4	0	1	0	0	1	3
16 Corey Patterson, L (1, 8) OBP: 0.303, SLG: 0.452			B SI 93 X SI 93 1-0 19 BB, 5 G6-3, 26 SF7 1B	X SI 92 0-0 ② FC4-6 5 1B, 18 1B 1-2f		B SL 80 F SI 90 B SI 91 C SL 82 X SI 92 2-2 5 CS 1B		B SL 81 B SL 80 C FF 90 B FF 90 B SL 80 4-1 5 FC6-4 BB		3	2	2	0	1	0	1
Inning Stats	R: 0 E: 0 K: 0 S: 10 H: 2 LOB: 2 BB: 0 P: 13	R: 0 E: 0 K: 0 S: 8 H: 1 LOB: 1 BB: 1 P: 17	R: 2 E: 0 K: 0 S: 12 H: 2 LOB: 2 BB: 2 P: 26	R: 3 E: 0 K: 1 S: 18 H: 4 LOB: 1 BB: 0 P: 24	R: 0 E: 0 K: 1 S: 10 H: 1 LOB: 1 BB: 0 P: 15	R: 0 E: 0 K: 0 S: 9 H: 1 LOB: 0 BB: 0 P: 16	R: 1 E: 0 K: 0 S: 8 H: 1 LOB: 0 BB: 0 P: 14	R: 0 E: 0 K: 0 S: 6 H: 0 LOB: 1 BB: 1 P: 15	R: 0 E: 0 K: 2 S: 15 H: 2 LOB: 2 BB: 0 P: 22	1B: 11 2B: 2 3B: 0 HR: 1 SF: 1 SAC: 0 DP: 1 HBP: 0						

	AB	37
	R	6
	H	14
	RBI	6
	BB	4
	SO	4
	LOB	15

WP: 0 PA: 42
PB: 0
SB: 0
CS: 1

PITCHER		IP	WLS	BF	H	R	ER	SO	BB	IBB	HBP	BLK	WP	HR	S	P	ERA	WHIP
45 Derek Holland, L ERA: 5.12	(1, 1)	5.0		27	11	5	5	2	3	0	0	0	0	0	61	100	9.00	2.800
50 Cody Eppley, R ERA: 2.25	(6, 1)	2.0	W	6	1	1	1	0	0	0	0	0	0	1	14	25	4.50	0.500
53 Arthur Rhodes, L ERA: 2.45	(8, 1)	1.0	H	4	0	0	0	0	1	0	0	0	0	0	6	15	0.00	1.000
28 Darren Oliver, L ERA: 1.74	(9, 1)	1.0	S	5	2	0	0	2	0	0	0	0	0	0	15	22	0.00	2.000

PITCHER		IP	WLS	BF	H	R	ER	SO	BB	IBB	HBP	BLK	WP	HR	S	P	ERA	WHIP

BOTTOM

Batter	1	2	3	4	5	6	7	8	9	AB	R	H	RBI	BB	SO	LOB
5 Ian Kinsler, R (1, 10) OBP: 0.349, SLG: 0.466	B SI 90 X SI 90 1-0 ① F9		C SI 89 B CH 80 F CH 80 B SI 89 F SI 90 B FF 90 B CH 82 4-2 ① 1 1B 10 2B 1-2 BB	B SL 81 C FF 90 B CU 73 B CH 83 B FF 90 4-1 ① 1 S BB			C FF 91 X FC 92 0-1 ① P6			2	1	0	0	2	0	0
1 Elvis Andrus, R (1, 6) OBP: 0.286, SLG: 0.321	B SI 90 F SI 90 F SI 90 X CH 83 1-2 ② F9		X CH 82 0-0 ① 10 2B 1-3 2-H 1B	1 SAFE 1 SAFE B FF 89 1 SAFE F CH 79 1 SAFE B FF 90 F SL 82 F SL 83 3-2 ③ B FF 91 X FF 91 G3-1 1-2			C FF 90 F FF 91 X SL 81 0-2 ② P4			4	1	1	1	0	0	1
10 Michael Young, R (1, 4) OBP: 0.363, SLG: 0.490	B CU 78 X SI 91 1-0 ③ G3		X SI 90 0-0 ① 17 1B 2-H 3-H 2B		C FF 89 C FF 90 X FF 90 0-2 ① G4-3		B SL 81 B FC 91 F FC 91 B FF 91 B FF 91 4-1 ① BB			3	1	1	2	1	0	0
29 Adrian Beltré, R (1, 5) OBP: 0.289, SLG: 0.538		B FF 90 B FF 90 X SI 90 2-0 ① G6-3	C FF 89 F FF 90 B SI 90 B SI 90 H FF 89 3-2 ① 17 1B 25 2B HBP		C FF 90 B EP 61 X FF 90 1-1 ② G6-3		B SL 80 X FF 89 1-0 ③ F9			3	1	0	0	0	0	1
17 Nelson Cruz, R (1, 7) OBP: 0.340, SLG: 0.500 (8, 9)		B SL 84 C FF 91 B FF 91 B SI 90 X FF 90 3-1 ① 25 G5-4-3 1B	D SI 89 C SI 89 X SI 89 1-1 ① 25 2B 1-3 2-H 1B		B FF 90 C CH 84 X CU 76 1-1 ③ F8			C FC 91 B FF 91 X SL 80 1-1 ① G2-3		4	1	2	1	0	0	0
25 Mike Napoli, R (1, 3) OBP: 0.438, SLG: 0.763 19 Chris Davis, L (9, 3) OBP: 0.273, SLG: 0.400	F SI 90 C SI 90 1 SAFE B SI 91 X SI 90 1-2 ②③ G5-4-3 1-2f		B SI 88 S FF 89 1 SAFE X FF 88 1-1 ① 1-H 3-H 2B		C SL 79 B FF 88 S CH 82 B SL 83 B FF 90 X CH 82 3-2 ① G2-3			C FF 91 B FF 90 C FF 89 B FC 91 F SL 79 F FF 90 S FC 91 2-3 ② K		4 0	0 0	1 0	2 0	0 0	1 0	1 0
7 David Murphy, L (1, 8) OBP: 0.309, SLG: 0.397 (8, 7)			C FF 89 C FF 90 X FF 91 1-1 ① L6	C FF 89 B FF 88 X CH 79 2-0 ③ G4-3	B EP 64 C FF 90 B CU 77 X SL 83 2-1 ② G4-3			B SI 90 B SI 90 S SI 91 B SL 83 X SI 90 3-1 ③ G3		4	0	0	0	0	0	1
8 Yorvit Torrealba, R (1, 2) OBP: 0.290, SLG: 0.471			C SI 90 X CH 83 0-1 ① E5 5 WP 1 1B	C FF 88 B SL 82 S CH 83 B SL 82 F SL 81 B EP 66 F SL 82 X FF 90 3-2 ① P2	B CU 72 C CU 73 S SL 83 X FF 91 1-2 ③ F9					3	1	0	0	0	0	0
18 Mitch Moreland, L (1, 9) OBP: 0.378, SLG: 0.578 20 Julio Borbon, L (8, 8) OBP: 0.315, SLG: 0.333			C FF 90 B FF 90 F SL 84 F CU 76 B SI 90 F SL 83 B CU 76 T FF 90 3-2 ② K	B CU 71 B CH 81 F FF 89 B CH 82 X FF 90 3-1 ② G3-1			C FC 91 X FC 91 0-1 ② HR			3 0	1 0	1 0	1 0	0 0	1 0	1 0
Inning Stats	R: 0 E: 0 K: 0 S: 5 H: 0 LOB: 0 BB: 0 P: 8	R: 0 E: 0 K: 0 S: 6 H: 1 LOB: 0 BB: 0 P: 12	R: 6 E: 1 K: 1 S: 21 H: 4 LOB: 1 BB: 1 P: 36	R: 0 E: 0 K: 0 S: 12 H: 0 LOB: 1 BB: 1 P: 25	R: 0 E: 0 K: 0 S: 7 H: 0 LOB: 0 BB: 0 P: 9	R: 0 E: 0 K: 0 S: 8 H: 0 LOB: 0 BB: 0 P: 14	R: 1 E: 0 K: 0 S: 9 H: 1 LOB: 1 BB: 1 P: 14	R: 0 E: 0 K: 1 S: 9 H: 0 LOB: 0 BB: 0 P: 15		1B: 3 2B: 2 3B: 0 HR: 1 SF: 0 SAC: 0 DP: 1 HBP: 1						

PITCHER		IP	WLS	BF	H	R	ER	SO	BB	IBB	HBP	BLK	WP	HR	S	P	ERA	WHIP
37 Jo-Jo Reyes, L ERA: 5.48	(1, 1)	2.2		15	5	6	0	1	1	0	1	0	1	0	31	53	0.00	2.250
33 Carlos Villanueva, R ERA: 1.84	(3, 1)	3.1		11	0	0	0	0	1	0	0	0	0	0	28	51	0.00	0.300
29 Octavio Dotel, R ERA: 4.7	(7, 1)	1.2	L	7	1	1	1	1	1	0	0	0	0	1	16	24	5.40	1.200
34 Marc Rzepczynski, L ERA: 3.27	(8, 1)	0.1		1	0	0	0	0	0	0	0	0	0	0	2	5	0.00	0.000

PITCHER	IP	WLS	BF	H	R	ER	SO	BB	IBB	HBP	BLK	WP	HR	S	P	ERA	WHIP

Toronto Blue Jays @ Texas Rangers

Rangers Ballpark in Arlington, Arlington, TX

Wed Apr 27 2011, 8:08 PM - 11:08 PM EDT

Att. 29,322 - Partly Cloudy - 68 F

livebaseballscorecards.com

AB	30
R	7
H	6
RBI	7
BB	3
SO	2
LOB	5

WP: 1 PA: 34
PB: 0
SB: 1
CS: 0

Toronto Blue Jays @ Texas Rangers

Rangers Ballpark in Arlington, Arlington, TX

Thu Apr 28 2011, 2:09 PM - 5:31 PM EDT

Att. 24,121 - Sunny - 68 F

TOP

livebaseballscorecards.com

Batter	1	2	3	4	5	6	7	8	9	AB	R	H	RBI	BB	SO	LOB
18 Mike McCoy, R (1, 4) OBP: 0.313, SLG: 0.276	B FF 92 B FF 94 C FF 93 F FF 94 S FF 96 2-3 K ①		C SL 77 B SL 80 B SI 94 S FF 94 F FF 95 B FF 95 S FF 93 3-3 K ①		X FF 94 0-0 B3 ②		1 SAFE C SI 85 B SI 86 C SL 77 S SL 78 1-3 K ②		B FF 89 F FF 88 1 SAFE 1 SAFE F FF 88 X FF 88 1-2 19 BB, 16 1B, 20 E, 1-3 1B	4	0	0	0	0	3	1
5 Yunel Escobar, R (9, PH) (9, 6) OBP: 0.337, SLG: 0.420										1	1	1	0	0	0	0
16 Corey Patterson, L (1, 8) OBP: 0.310, SLG: 0.439	S SL 81 S FF 96 S SL 84 0-3 K ②		C FF 95 F FF 94 B FF 94 T SL 82 1-2 K ②		F FF 94 X FF 94 0-1 G3 ③		B FF 93 B SL 80 B FF 93 B FF 94 4-0 19 HBP 1-2 BB		X SL 78 0-0 20 E, 19 BB, 20 E, 1-2, 3-H 1B	4	1	1	1	1	2	0
19 José Bautista, R (1, 9) OBP: 0.529, SLG: 0.760	F FF 96 S SL 85 B SL 84 B SL 84 B FF 96 B FF 96 4-2 26 WP, 26 HR BB		F SL 82 X SI 94 0-1 P3 ③			B FF 94 B FF 93 F FF 95 F FF 95 X FF 95 2-2 26 G4-3 1B	C FF 95 C SL 82 H FF 93 1-2 2-3 HBP		B FF 88 F SI 89 B FF 88 B FF 88 B FF 86 4-1 20 E, 1-2, 2-3 BB	2	1	1	0	2	0	0
26 Adam Lind, L (1, 3) OBP: 0.296, SLG: 0.434	B FF 95 B FF 95 X CH 85 2-0 1-H HR			B FF 93 B FF 94 F FF 94 C FF 95 C FF 95 2-3 K ①		B SI 95 B FF 94 X FF 93 2-0 G4-3 1-2 ①	D FF 93 B FF 94 C FF 93 F SL 82 F SL 81 F FF 94 F SL 81 B CH 86 F SL 80 3-3 S SL 83 K ③		S FF 88 S FF 87 S SL 78 0-3 K ②	5	1	1	2	0	3	7
20 Juan Rivera, R (1, 10) OBP: 0.346, SLG: 0.308	F FF 96 B FF 95 B SL 82 X SL 81 2-1 1B			T FF 95 B FF 94 B FF 93 F FF 96 B FC 96 4-2 45 1B BB		B SL 81 2 SAFE B CH 88 C SL 80 B FF 95 B SL 82 4-1 BB		X SL 81 0-0 F7 ①	X FF 88 0-0 E5 1-2, 2-H, 3-H	3	0	1	0	2	0	1
10 Edwin Encarnación, R (1, 5) OBP: 0.286, SLG: 0.388	F FF 94 B FF 95 X SL 82 1-1 F8 ③			B SL 79 B SL 80 C FC 93 B FF 94 1 SAFE X FC 94 3-1 P4 ②		F FF 93 B SL 81 X SL 80 1-1 P5 ②		B SL 82 B FF 94 X FF 94 2-0 G6-3 ②	B SI 90 B FF 88 C SL 77 F FF 88 B SL 77 X SL 76 3-2 F8 ③	5	0	0	0	0	0	6
45 Travis Snider, L (1, 7) OBP: 0.276, SLG: 0.264		F SL 78 B SI 93 F FF 93 B FF 95 S 2-3 K ①		X FF 94 0-0 8 FC5-4 1-2 1B		F FC 95 D SL 81 X SL 81 1-1 F9 ③		C FF 95 F SL 82 F CH 86 B FF 94 X CH 85 1-2 F7 ③		4	0	1	0	0	1	2
8 José Molina, R (1, 2) OBP: 0.342, SLG: 0.457		C SL 81 B FF 94 B FF 95 B SL 80 F FF 95 S FF 95 3-3 K ②		S FF 94 X SL 80 0-1 FC5-4 1-2f ③			C SL 78 S SL 78 B SL 78 H SI 86 2-2 6 FC2-6 HBP		X FF 86 0-0 G5-3 ①	3	0	0	0	0	1	2
6 John McDonald, R (1, 6) (9, 4) OBP: 0.327, SLG: 0.388		C SL 80 B SL 83 X SL 80 1-1 F7 ③			B SL 77 C FF 93 B FF 94 X FF 93 2-1 F7 ①		C SL 78 1 SAFE X SL 77 0-1 FC2-6 19 HBP, 16 BB 1-2f ①		C SI 88 B SL 78 B SI 88 F SL 77 B FF 88 X FF 88 3-2 5 1B, 16 1B 1B	4	1	1	0	0	0	1

Inning Stats	1	2	3	4	5	6	7	8	9
	R: 2 E: 0 K: 2 S: 13	R: 0 E: 0 K: 2 S: 8	R: 0 E: 0 K: 2 S: 9	R: 0 E: 0 K: 1 S: 10	R: 0 E: 0 K: 0 S: 5	R: 0 E: 0 K: 0 S: 9	R: 0 E: 0 K: 2 S: 16	R: 0 E: 0 K: 0 S: 6	R: 3 E: 1 K: 1 S: 16
	H: 2 LOB: 1 BB: 1 P: 24	H: 0 LOB: 0 BB: 0 P: 14	H: 0 LOB: 0 BB: 0 P: 13	H: 1 LOB: 2 BB: 1 P: 19	H: 0 LOB: 0 BB: 0 P: 7	H: 1 LOB: 2 BB: 1 P: 19	H: 0 LOB: 3 BB: 1 P: 27	H: 0 LOB: 0 BB: 0 P: 9	H: 3 LOB: 2 BB: 1 P: 27

	AB	35
	R	5
	H	7
	RBI	3
	BB	5
	SO	10
	LOB	20

	1B: 6	SF: 0	WP: 1	PA: 42
	2B: 0	SAC: 0	PB: 0	
	3B: 0	DP: 0	SB: 0	
	HR: 1	HBP: 2	CS: 0	

PITCHER		IP	WLS	BF	H	R	ER	SO	BB	IBB	HBP	BLK	WP	HR	S	P	ERA	WHIP
41 Alexi Ogando, R ERA: 2.3	(1, 1)	6.0		25	4	2	2	7	3	0	0	0	1	1	54	96	3.00	1.167
50 Cody Eppley, R ERA: 1.93	(7, 1)	0.2		3	0	0	0	1	0	0	1	0	0	0	7	10	0.00	0.000
46 Pedro Strop, R ERA: 1.17	(7, 1)	1.1		6	0	0	0	1	1	0	1	0	0	0	15	26	0.00	0.750
28 Darren Oliver, L ERA: 2.38	(9, 1)	1.0	L	8	3	3	1	1	1	0	0	0	0	0	16	27	9.00	4.000

PITCHER		IP	WLS	BF	H	R	ER	SO	BB	IBB	HBP	BLK	WP	HR	S	P	ERA	WHIP

Batter	1	2	3	4	5	6	7	8	9	AB	R	H	RBI	BB	SO	LOB
5 Ian Kinsler, R (1, 4) OBP: 0.355, SLG: 0.478	B FF 91 B FF 92 X FF 92 2-0 G6-3		C FF 92 B KC 81 X FF 93 1-1 G4-3 1 1 S 10 SF9 1B		X FF 91 0-0 1 L9 2B		C FF 92 F FF 92 F FF 93 F SL 84 B SL 84 B SL 84 X SL 85 2-2 P5			4	1	2	0	0	0	0
1 Elvis Andrus, R (1, 6) OBP: 0.295, SLG: 0.330	C FF 92 B SL 86 X KC 79 1-1 10 S 29 1B 1B		1 SAFE B FF 91 F FF 92 1 SAFE S FF 95 B FF 97 F FF 94 X SL 88 2-2 G4-3 1-3		B FF 91 C FF 91 B SI 91 2 SAFE B FF 93 F FF 93 X FF 92 3-2 L9 2-3			X FF 89 0-0 18 S 17 S 1B		4	1	2	0	0	0	2
10 Michael Young, R (1, 10) OBP: 0.349, SLG: 0.475	1 SAFE B FF 92 B FF 91 1 SAFE F FF 94 F FF 95 S SL 87 2-3 K 1-2		B FF 96 F FF 95 B FF 95 B SL 87 X FF 95 3-1 SF9 3-H		B KC 80 X FF 91 1-0 F9			C SL 83 1 SAFE 1 SAFE C FF 93 1 SAFE B FF 92 1 SAFE 1 SAFE F CH 84 2-2 B FF 93 1 SAFE X SL 82 L9		3	0	0	1	0	1	2
29 Adrián Beltré, R (1, 5) OBP: 0.297, SLG: 0.537	B SI 94 B FF 95 B FF 95 C FF 96 X FF 96 3-1 2-H 1B		C SL 87 S SL 86 B SL 89 B SL 89 X FF 96 2-2 1B			F FF 90 F FF 91 X FF 94 0-2 F9		1 SAFE F FF 91 B FF 93 P PO 88 X FF 92 2-1 F8		4	0	2	1	0	0	1
17 Nelson Cruz, R (1, 7) OBP: 0.337, SLG: 0.482	X SL 88 0-0 F9		C SL 84 C FF 94 B FF 94 S FF 95 1-3 K			B SL 84 F FF 93 S FF 94 C FF 95 1-3 K		1 SAFE 1 SAFE C FF 93 1 SAFE B FF 92 B SL 84 B FF 93 B FF 92 4-1 18 S 1-2 BB		3	0	0	0	1	2	2
18 Mitch Moreland, L (1, 9) OBP: 0.372, SLG: 0.559		C FF 92 B FF 93 C FF 94 F SL 88 S SL 88 1-3 K		C FS 85 F SL 84 F FF 95 B FF 94 B SL 87 F FF 95 B FF 95 X SL 87 3-2 E1		F KC 78 F FF 92 F FF 94 B SL 87 B SL 87 X KC 80 2-2 1B		F FF 92 C FF 93 F FF 93 B FF 94 B FS 86 S CU 79 2-3 K 1-2 2-3		4	0	1	0	0	2	2
25 Mike Napoli, R (1, 2) OBP: 0.404, SLG: 0.690		B FF 94 C FF 93 F FF 93 S SL 88 1-3 K		1 SAFE F SL 85 S FF 94 B FF 95 X FF 95 1-2 F8		B SL 86 S FF 94 B FF 93 S SL 86 X FF 94 2-2 P4			B FF 93 C FF 93 C FF 93 S CU 76 1-3 K	4	0	0	0	0	2	2
19 Chris Davis, L (1, 3) OBP: 0.267, SLG: 0.308		F SL 88 B FF 95 B SL 88 S SI 94 F SL 89 B SL 89 B FF 94 4-2 20 FC4-6 BB		C KC 79 B FF 94 1 SAFE F FF 92 B FF 96 X KC 82 2-2 F7			B SL 82 X SI 89 1-0 F8		C FF 94 B FS 86 S FF 94 S FF 93 1-3 K	3	0	0	0	1	1	1
20 Julio Borbon, L (1, 8) OBP: 0.293, SLG: 0.308		C FF 95 X FF 94 0-1 FC4-6 1-2f		1 SAFE F FF 93 C FF 92 F FF 94 C FF 95 0-3 K			B SL 83 B SI 90 C SI 89 L SI 90 S SL 84 2-3 K		C FF 93 X FF 94 0-1 L3	4	0	0	0	0	2	2
Inning Stats	R: 1 E: 0 K: 1 S: 9 H: 2 LOB: 1 BB: 0 P: 17	R: 0 E: 0 K: 2 S: 12 H: 0 LOB: 1 BB: 1 P: 18	R: 1 E: 0 K: 1 S: 14 H: 2 LOB: 1 BB: 0 P: 23	R: 0 E: 1 K: 1 S: 15 H: 0 LOB: 1 BB: 0 P: 21	R: 0 E: 0 K: 0 S: 5 H: 1 LOB: 0 BB: 0 P: 9	R: 0 E: 0 K: 1 S: 14 H: 1 LOB: 1 BB: 0 P: 19	R: 0 E: 0 K: 1 S: 9 H: 0 LOB: 0 BB: 0 P: 14	R: 0 E: 0 K: 1 S: 13 H: 1 LOB: 2 BB: 1 P: 22	R: 0 E: 0 K: 2 S: 8 H: 0 LOB: 0 BB: 0 P: 10	1B: 6 2B: 1 3B: 0 HR: 0 SF: 1 SAC: 0 DP: 0 HBP: 0						

PITCHER		IP	WLS	BF	H	R	ER	SO	BB	IBB	HBP	BLK	WP	HR	S	P	ERA	WHIP
23 Brandon Morrow, R ERA: 3.97	(1, 1)	6.0		25	6	2	2	6	1	0	0	0	0	0	69	107	3.00	1.167
34 Marc Rzepczynski, L ERA: 3.09	(7, 1)	0.2		2	0	0	0	1	0	0	0	0	0	0	4	7	0.00	0.000
54 Jason Frasor, R ERA: 2.38	(7, 1)	1.0		5	1	0	0	0	1	0	0	0	0	0	14	23	0.00	2.000
50 Frank Francisco, R ERA: 2.08	(8, 1)	1.1	W	4	0	0	0	3	0	0	0	0	0	0	12	16	0.00	0.000

PITCHER	IP	WLS	BF	H	R	ER	SO	BB	IBB	HBP	BLK	WP	HR	S	P	ERA	WHIP

BOTTOM

Toronto Blue Jays @ Texas Rangers

Rangers Ballpark in Arlington, Arlington, TX

Thu Apr 28 2011, 2:09 PM - 5:31 PM EDT

Att. 24,121 - Sunny - 68 F

livebaseballscorecards.com

AB	33
R	2
H	7
RBI	2
BB	2
SO	10
LOB	14

WP: 0 PA: 36
PB: 0
SB: 5
CS: 0

Batter	1	2	3	4	5	6	7	8	9	AB	R	H	RBI	BB	SO	LOB
11 Rajai Davis, R (1, 8) OBP: 0.189, SLG: 0.194	B FF 87 X SL 76 1-0 ① F9	X SL 82 0-0 ③ G6-3		C SI 87 X SL 82 0-1 26 BB, 5 S → 1B		B FC 92 B FC 91 B FC 91 B FC 91 4-0 19 S, 5 G4-3, 20 E → BB		C FF 94 S SL 86 X SL 88 0-2 ① G4-3		4	1	1	0	1	0	2
5 Yunel Escobar, R (1, 6) OBP: 0.340, SLG: 0.413	F SI 87 X FS 76 0-1 19, 1B → 1B		B SI 85 C SL 80 C SI 86 B CH 81 B SL 83 B SI 89 4-2 19 HR → BB	1 SAFE P PO 82 2 SAFE C SL 80 B SI 88 S SI 88 2 SAFE F FS 79 S FS 79 2-3 ② K, 1-2		B FC 91 1 SAFE C FC 92 1 SAFE X FC 92 1-1 ① G4-3, 1-2		C SL 86 F FF 96 B FF 97 F SL 86 X FF 96 1-2 ② G4-3		4	1	1	0	1	1	2
19 José Bautista, R (1, 9) OBP: 0.542, SLG: 0.795	B SL 79 C SL 81 C SI 88 1 SAFE X SL 82 1-2 1-2 → 1B		C SI 89 B CH 80 1 SAFE C SL 82 D CH 82 B SI 88 X SL 82 3-2 1-H → HR	B FS 77 B SI 89 B SI 88 I IN 73 4-0 26 BB → IBB		B FC 93 C FF 92 D KC 82 B FC 93 C FC 93 B FC 92 4-2 20 S, 20 1B, 2-3 → BB		B FF 95 C SL 86 C FF 96 X CU 80 1-2 ③ G6-3		3	2	2	2	2	0	0
26 Adam Lind, L (1, 3) OBP: 0.301, SLG: 0.427	X CU 72 0-0 ② L9		B SI 87 C SI 88 X CH 80 1-1 1B	B SI 87 B SI 87 D CH 81 B SI 86 4-0 1-2, 2-3 → BB		B FC 94 F FC 94 F FC 93 S FC 94 1-3 ② K			F SI 92 F SI 92 B SL 82 F SL 82 F SL 81 S FF 93 1-3 ① K	4	0	1	0	1	2	4
20 Juan Rivera, R (1, 7) OBP: 0.341, SLG: 0.304 18 Mike McCoy, R (8, 5) OBP: 0.303, SLG: 0.267	C SI 88 D FS 80 2 SAFE S SL 80 D FS 79 S CH 81 2-3 ③ K		B SI 86 X SI 88 1-0 ① F7	S SL 82 B FS 81 F SI 88 F FS 80 D FS 80 C SI 89 2-3 ③ K		B FC 91 C FC 91 1 SAFE F FC 93 F FC 92 B KC 79 B FC 94 F FC 91 X FC 93 3-2 1-H, 3-H → 1B			F FF 92 X SI 93 0-1 ② G6-3	4 1	0 0	1 0	1 0	0 0	2 0	6 0
10 Edwin Encarnación, R (1, 5) OBP: 0.284, SLG: 0.371 16 Corey Patterson, L (8, 7) OBP: 0.319, SLG: 0.448		B FF 86 C SL 80 B SI 87 S SL 82 B FS 79 B CH 81 4-2 9 G3, 40 BB → BB	1 SAFE B SI 88 B SI 87 F SI 88 F SI 87 S FS 80 2-3 ② K		F SI 86 X SL 81 0-1 ① G2-3	C FC 90 C KC 79 C FC 91 0-3 ③ K			B FF 92 X FF 91 1-0 1B	3 1	0 0	0 1	0 0	1 0	2 0	2 0
40 David Cooper, L (1, 10)		B SI 88 B SI 87 S CH 81 S SI 88 B CH 82 F CH 82 1 SAFE B SI 88 4-2 1-2, 9 G3 → BB	F SI 87 D FS 79 F SI 86 S CH 80 1-3 ③ K		B SI 85 F CH 80 X SI 86 1-1 ② P6		X SI 87 0-0 ① F8		B SL 81 1 SAFE 1 SAFE X FF 91 1-0 ③ F8	4	0	0	0	1	1	2
9 J.P. Arencibia, R (1, 2) OBP: 0.324, SLG: 0.538		B FF 88 X SI 88 1-0 ① G3, 1-2, 2-3		X SI 85 0-0 HR	C SI 87 S FS 79 B FS 79 B SI 87 B FS 80 X FS 79 3-2 1B		B FF 89 C FF 88 S SI 88 C SL 87 1-3 ② K			4	1	2	1	0	1	2
6 John McDonald, R (1, 4) OBP: 0.305, SLG: 0.358		S SL 79 S SL 83 S FS 81 0-3 ② K2-3		C SI 86 X SL 79 0-1 ① G5-3	F SI 88 B SL 81 S SL 82 D SL 83 D FS 80 X SL 81 3-2 ③ F7		B SL 84 F FF 90 B FF 90 B SL 87 C FF 89 X FF 89 3-2 ③ F7			4	0	0	0	0	1	3
Inning Stats	R: 0 E: 0 K: 1 S: 10 H: 2 LOB: 2 BB: 0 P: 14	R: 0 E: 0 K: 1 S: 10 H: 0 LOB: 2 BB: 2 P: 19	R: 2 E: 0 K: 2 S: 14 H: 2 LOB: 1 BB: 1 P: 26	R: 1 E: 0 K: 2 S: 14 H: 2 LOB: 3 BB: 2 P: 25	R: 0 E: 0 K: 0 S: 10 H: 1 LOB: 1 BB: 0 P: 17	R: 2 E: 0 K: 2 S: 15 H: 1 LOB: 1 BB: 2 P: 28	R: 0 E: 0 K: 1 S: 7 H: 0 LOB: 0 BB: 0 P: 11	R: 0 E: 0 K: 0 S: 10 H: 0 LOB: 0 BB: 0 P: 12	R: 0 E: 0 K: 1 S: 9 H: 1 LOB: 1 BB: 0 P: 12	1B: 7 2B: 0 3B: 0 HR: 2 SF: 0 SAC: 0 DP: 0 HBP: 0						

PITCHER		IP	WLS	BF	H	R	ER	SO	BB	IBB	HBP	BLK	WP	HR	S	P	ERA	WHIP
36 Freddy Garcia, R ERA: 2.0	(1, 1)	5.0	L	27	7	3	3	6	4	1	0	0	0	2	58	101	5.40	2.200
30 David Robertson, R ERA: 1.93	(6, 1)	1.0		6	1	2	2	2	2	0	0	0	0	0	15	28	18.00	3.000
41 Buddy Carlyle, R ERA:	(7, 1)	1.0		3	0	0	0	1	0	0	0	0	0	0	7	11	0.00	0.000
62 Joba Chamberlain, R ERA: 4.5	(8, 1)	1.0		3	0	0	0	0	0	0	0	0	0	0	10	12	0.00	0.000
48 Boone Logan, L ERA: 3.0	(9, 1)	1.0		4	1	0	0	1	0	0	0	0	0	0	9	12	0.00	1.000

PITCHER	IP	WLS	BF	H	R	ER	SO	BB	IBB	HBP	BLK	WP	HR	S	P	ERA	WHIP

TOP

Toronto Blue Jays @ New York Yankees

Yankee Stadium, Bronx, NY

Fri Apr 29 2011, 7:10 PM - 10:45 PM EDT

Att. 40,830 - Cloudy - 61 F

livebaseballscorecards.com

AB	36
R	5
H	9
RBI	4
BB	7
SO	10
LOB	23

WP: 0	PA: 43
PB: 0	
SB: 3	
CS: 0	

BOTTOM

Toronto Blue Jays @ New York Yankees
Yankee Stadium, Bronx, NY
Fri Apr 29 2011, 7:10 PM - 10:45 PM EDT
Att. 40,830 - Cloudy - 61 F

livebaseballscorecards.com

Batter	1	2	3	4	5	6	7	8	9	AB	R	H	RBI	BB	SO	LOB
2 Derek Jeter, R (1, 6) OBP: 0.323, SLG: 0.281	F FF 94 B SI 93 F SI 93 B SI 88 B SI 88 X FF 95 3-2 ① F9		B SI 91 X SI 91 1-0 ① F9		1 SAFE 1 SAFE X FF 91 0-0 33 E 1-2 1B		C FF 92 B CU 78 1 SAFE S FC 90 D CU 76 B FC 90 X FC 89 3-2 ① G6-3 1-2	C FF 91 S FC 92 B FF 92 D SL 82 S FC 91 2-3 ② K		5	0	1	0	0	1	4
33 Nick Swisher, S (1, 9) OBP: 0.343, SLG: 0.288	B FF 94 F FF 93 F FF 94 B CU 77 B FF 95 X FF 87 3-2 ② G5-3		B CH 84 B CH 84 B SI 92 C FF 92 B SI 90 4-1 BB		C SI 92 B SI 91 L FF 91 F CU 77 F CU 78 B FF 93 X FF 94 2-2 FC5 13 G6-4-3 1-2 2-3		C FC 90 C CU 74 B FF 92 F FC 91 S CU 76 1-3 ② K	X FF 90 0-0 ③ G3		4	0	0	0	1	1	6
25 Mark Teixeira, S (1, 3) OBP: 0.388, SLG: 0.544	C FF 94 B CU 78 B SI 93 X SI 94 2-1 1B		X SI 91 0-0 ② L1		X FF 94 0-0 ① P6		C FF 92 F FC 91 B FC 91 B FC 90 F CU 75 F FC 90 B FF 92 B FF 92 4-2 BB		B FF 89 C FC 89 X FF 90 1-1 ① F7	4	0	1	0	1	0	4
13 Alex Rodriguez, R (1, 5) OBP: 0.407, SLG: 0.609	B FF 94 S SI 93 C CH 87 D CU 79 X FF 96 2-2 ③ F9		S FF 93 F FF 93 D CU 76 S FF 94 1-3 ③ K		X FF 94 0-0 ②③ G6-4-3 1-2f		B FC 91 F SL 85 C FC 90 B FF 92 S CU 76 2-3 ③ K		F FF 90 X CH 83 0-1 ② G5-3	5	0	0	0	0	2	7
24 Robinson Canó, L (1, 4) OBP: 0.333, SLG: 0.649		B SI 91 B SI 93 F SI 93 C FF 93 F CH 87 F FF 94 B CU 79 F CH 86 B SI 93 4-2 55 2B BB		F SI 91 B FF 93 F CH 86 B SL 88 F SL 86 X SL 86 2-2 HR		B SI 91 B SI 92 B FF 93 B FF 91 4-0 BB		X SI 87 0-0 HR	F CH 84 X CU 75 0-1 ③ F8	3	3	2	2	2	0	0
18 Andruw Jones, R (1, 10) OBP: 0.304, SLG: 0.455 12 Eric Chavez, L (8, PH) OBP: 0.406, SLG: 0.370 (9, 10)		C CH 84 S SI 93 S CU 77 0-3 ① K		F FF 94 B FF 93 S CH 84 B CH 86 S SI 86 2-3 ① K		C CU 76 B CH 82 F FF 93 S CU 76 1-3 ① K		C SI 86 X CH 81 0-1 ① G4-3		3 1	0 0	0 0	0 0	0 0	3 0	2 0
14 Curtis Granderson, L (1, 8) OBP: 0.326, SLG: 0.630		S SI 94 B SI 93 S SI 93 B CU 78 S SI 92 2-3 ② K		F SI 94 B FF 93 C CU 76 C CU 78 1-3 ② K		F SI 92 S CH 86 F CH 84 S CU 78 0-3 ② K		C CH 80 B SI 87 X CH 80 1-1 11 BB 55 BB 1B		4	0	1	0	0	3	2
55 Russell Martin, R (1, 2) OBP: 0.370, SLG: 0.597		F FF 93 B FF 92 X FF 92 1-1 1-H 2B		F CH 85 B FF 93 X CH 84 1-1 ③ G6-3		B SI 92 B FF 94 C SI 92 C FF 93 X FF 94 2-2 ③ F9		B FC 93 B FC 92 B FF 91 C FF 92 B FC 92 4-1 11 BB 1-2 BB		3	0	1	1	1	0	1
11 Brett Gardner, L (1, 7) OBP: 0.257, SLG: 0.388		B FF 93 B SI 93 B FF 94 C SI 92 C SI 92 X SI 92 3-2 ③ G6-3		C FF 91 C CU 76 B FF 94 F SI 93 X CU 78 1-2 33 E 2 1B 1B			B FF 91 C FC 91 B SI 92 B FF 91 C FF 92 B FF 93 4-2 2 G6-3 BB	B FF 92 D FF 92 2 SAFE C FC 91 F FC 91 B FF 91 B FC 90 4-2 1-2 2-3 BB		2	0	1	0	2	0	1
Inning Stats	R: 0 H: 1 E: 0 LOB: 1 K: 0 BB: 0 S: 11 P: 21	R: 1 H: 1 E: 0 LOB: 1 K: 2 BB: 1 S: 16 P: 26	R: 0 H: 0 E: 0 LOB: 1 K: 1 BB: 1 S: 6 P: 12	R: 1 H: 1 E: 0 LOB: 0 K: 2 BB: 0 S: 12 P: 18	R: 0 H: 2 E: 1 LOB: 2 K: 0 BB: 0 S: 12 P: 15	R: 0 H: 0 E: 0 LOB: 1 K: 2 BB: 1 S: 10 P: 17	R: 0 H: 0 E: 0 LOB: 2 K: 2 BB: 2 S: 16 P: 30	R: 1 H: 2 E: 0 LOB: 3 K: 1 BB: 2 S: 12 P: 23	R: 0 H: 0 E: 0 LOB: 0 K: 0 BB: 0 S: 6 P: 7	1B: 4 SF: 0 2B: 1 SAC: 0 3B: 0 DP: 1 HR: 2 HBP: 0				WP: 0 PA: 41 PB: 0 SB: 0 CS: 0		

PITCHER	IP	WLS	BF	H	R	ER	SO	BB	IBB	HBP	BLK	WP	HR	S	P	ERA	WHIP
24 Ricky Romero, L (1, 1) ERA: 3.0	6.0	W	26	5	2	2	7	3	0	0	0	0	1	67	109	3.00	1.333
44 Casey Janssen, R (7, 1) ERA: 0.87	1.0	H	5	0	0	0	2	2	0	0	0	0	0	16	30	0.00	2.000
57 Shawn Camp, R (8, 1) ERA: 3.09	0.1	H	3	2	1	1	0	0	0	0	0	0	1	5	6	27.00	6.000
29 Octavio Dotel, R (8, 1) ERA: 4.5	0.1	H	3	0	0	0	1	2	0	0	0	0	0	6	16	0.00	6.000
60 Jon Rauch, R (8, 1) ERA: 2.45	1.1	S	4	0	0	0	0	0	0	0	0	0	0	7	8	0.00	0.000

PITCHER	IP	WLS	BF	H	R	ER	SO	BB	IBB	HBP	BLK	WP	HR	S	P	ERA	WHIP

AB	34
R	3
H	7
RBI	3
BB	7
SO	10
LOB	27

Batter	1	2	3	4	5	6	7	8	9	AB	R	H	RBI	BB	SO	LOB
11 Rajai Davis, R (1, 8) OBP: 0.220, SLG: 0.275	C FF 92 C FF 92 B KC 82 X FF 92 1-2 5 G1-3 3B		B FF 91 B FF 92 X FF 92 2-0 ① F9		X FF 92 0-0 5 G4-3 1B		X SL 85 0-0 ③ G6-3			4	1	2	0	0	0	0
5 Yunel Escobar, R (1, 6) OBP: 0.336, SLG: 0.406	C FF 92 D KC 82 X FF 93 1-1 ① G1-3 3-H		B KC 80 B FF 92 B FF 91 C FF 91 X FF 92 3-1 19 2B 26 SF7 1B		B FF 92 1 SAFE 1 SAFE C FF 92 B KC 80 X KC 79 2-1 ① ② G4-3 1-2			X SL 81 0-0 ① G5-3		4	1	1	1	0	0	1
19 José Bautista, R (1, 9) OBP: 0.532, SLG: 0.780	X FF 93 0-0 ② F7		C FF 92 1 SAFE D KC 81 F KC 81 1 SAFE X SI 92 1-2 20 S 1-3 2B		B KC 80 C KC 81 B CH 87 X FF 92 2-1 ③ G6-3			B SL 82 B FF 93 F SL 81 S FF 93 X FF 93 2-2 ② F7		4	0	1	0	0	0	0
26 Adam Lind, L (1, 3) OBP: 0.308, SLG: 0.434	C FF 93 B FF 92 B CH 88 F FF 93 F KC 82 S KC 82 2-3 ③ K		X SI 93 0-0 ② SF7 3-H			X FF 90 0-0 20 2B 40 SF7 1B		C FF 94 X SI 94 0-1 1B		3	1	2	1	0	1	0
20 Juan Rivera, R (1, 7) OBP: 0.349, SLG: 0.329		B FF 93 B FF 92 F FF 92 X FF 92 2-1 18 S 10 1B 1B	D KC 82 D KC 81 X FF 93 2-0 ③ F7 2-3			B KC 81 C FF 92 B FF 90 B SI 92 X FF 92 3-1 10 CS 1-3 2B		C FF 93 C FF 93 F FF 94 D SI 95 D SL 85 X FF 93 2-2 F9		4	0	2	0	0	0	2
40 David Cooper, L (1, 10)		X FF 92 0-0 ① P4		B FF 91 B FF 90 F FF 91 X FF 91 2-1 ① P5		X FF 93 0-0 ① SF7 3-H			C FC 90 X FC 90 0-1 ① P4	3	0	0	1	0	0	1
10 Edwin Encarnación, R (1, 5) OBP: 0.282, SLG: 0.365		B KC 82 F FF 93 X KC 82 1-1 18 S 1-2 1B		B FF 92 F FF 91 S KC 80 B KC 82 B KC 80 X FF 92 3-2 ② F8		C KC 81 F FF 92 B KC 80 F KC 82 F FF 91 C FF 92 1-3 ② ③ K 2-3			B FC 90 C FC 91 X FC 90 1-1 ② F8	4	0	1	0	0	1	1
8 José Molina, R (1, 2) OBP: 0.333, SLG: 0.462 16 Corey Patterson, L (9, PR) OBP: 0.319, SLG: 0.448		B FF 93 C FF 93 S FF 93 S KC 82 1-3 ② K		X FF 92 0-0 ③ F8			F FF 94 X SL 85 0-1 ① L7		S FC 91 S FC 92 F FC 92 F FF 92 B FC 91 F FC 92 F FC 92 X FC 91 1-2 2B	4 0	0 0	1 0	0 0	0 0	1 0	2 0
18 Mike McCoy, R (1, 4) OBP: 0.297, SLG: 0.353		S FF 93 S FF 93 B FF 94 D KC 84 S FF 94 2-3 ③ K 1-2 2-3			B FF 90 X FF 90 1-0 HR		B FF 94 C SL 84 X SL 85 1-1 ② G5-3		B FC 91 B FC 91 S FC 91 C FC 92 X FC 92 2-2 ③ F9	4	1	1	1	0	1	3
Inning Stats	R: 1 E: 0 K: 1 S: 10 H: 1 LOB: 0 BB: 0 P: 14	R: 0 E: 0 K: 2 S: 11 H: 2 LOB: 2 BB: 0 P: 17	R: 1 E: 0 K: 0 S: 8 H: 2 LOB: 1 BB: 0 P: 16	R: 0 E: 0 K: 0 S: 6 H: 0 LOB: 0 BB: 0 P: 11	R: 1 E: 0 K: 0 S: 6 H: 2 LOB: 0 BB: 0 P: 11	R: 1 E: 0 K: 1 S: 9 H: 2 LOB: 1 BB: 0 P: 13	R: 0 E: 0 K: 0 S: 5 H: 0 LOB: 0 BB: 0 P: 6	R: 0 E: 0 K: 0 S: 10 H: 1 LOB: 1 BB: 0 P: 14	R: 0 E: 0 K: 0 S: 14 H: 1 LOB: 1 BB: 0 P: 18	1B: 6 2B: 4 3B: 1 HR: 1 SF: 2 SAC: 0 DP: 1 HBP: 0						

PITCHER		IP	WLS	BF	H	R	ER	SO	BB	IBB	HBP	BLK	WP	HR	S	P	ERA	WHIP
34 A.J. Burnett, R ERA: 3.93	(1, 1)	6.0	W	25	9	4	4	4	0	0	0	0	0	1	50	82	6.00	1.500
62 Joba Chamberlain, R ERA: 4.15	(7, 1)	1.0	H	3	0	0	0	0	0	0	0	0	0	0	5	6	0.00	0.000
29 Rafael Soriano, R ERA: 7.15	(8, 1)	1.0	H	4	1	0	0	0	0	0	0	0	0	0	10	14	0.00	1.000
42 Mariano Rivera, R ERA: 2.13	(9, 1)	1.0	S	4	1	0	0	0	0	0	0	0	0	0	14	18	0.00	1.000

PITCHER	IP	WLS	BF	H	R	ER	SO	BB	IBB	HBP	BLK	WP	HR	S	P	ERA	WHIP

TOP

Toronto Blue Jays @ New York Yankees

Yankee Stadium, Bronx, NY

Sat Apr 30 2011, 4:11 PM - 6:57 PM EDT

Att. 42,460 - Partly Cloudy - 62 F

livebaseballscorecards.com

AB	34
R	4
H	11
RBI	4
BB	0
SO	4
LOB	10

WP: 0 PA: 36
PB: 0
SB: 3
CS: 1

Batter	1	2	3	4	5	6	7	8	9	AB	R	H	RBI	BB	SO	LOB
2 Derek Jeter, R (1, 6) OBP: 0.311, SLG: 0.272	B FF 94 X FC 92 1-0 G1-3 ①	B FF 93 C SI 94 F FC 94 B SI 93 B SI 94 X FF 94 3-2 SF8 ② 3-H	X FF 92 0-0 F9 ②			C SI 87 C SI 87 F SL 79 F CH 83 S CH 82 0-3 K ②				3	0	0	1	0	1	3
14 Curtis Granderson, L (1, 8) OBP: 0.323, SLG: 0.612	B SI 95 B SI 94 S FF 94 F FF 94 B FF 95 S FC 91 3-3 K ②	F SI 93 F FC 90 X CU 81 0-2 1B 1-2 2-H	C FF 92 B FF 93 X FF 93 1-1 F9 ③			C CH 84 B CH 81 B CH 82 C CH 79 F SI 87 B SL 78 F CH 81 X CH 82 3-2 F9 ③				4	0	1	1	0	1	3
25 Mark Teixeira, S (1, 3) OBP: 0.392, SLG: 0.549	B CU 82 B SI 94 X SI 96 2-0 2B	B CH 87 C CH 87 F FF 93 B FF 92 C FC 89 2-3 K ③		B FF 92 C FF 92 F FF 92 B SL 84 F FF 92 B FF 92 B FF 91 4-2 33 G4-6-3 BB			C SI 90 X CH 83 0-1 G5-3 ①			3	0	1	0	1	1	2
24 Robinson Canó, L (1, 4) OBP: 0.340, SLG: 0.639	C FF 95 B FF 91 C FC 91 S SI 94 1-3 K ③		X CU 80 0-0 33 S 12 1B 1B	B FF 92 C FF 92 F FF 92 B CH 85 C FF 92 2-3 K ①			F SL 83 B SI 90 H SI 90 2-1 33 P4-3 HBP			3	1	1	0	0	2	2
33 Nick Swisher, S (1, 9) OBP: 0.340, SLG: 0.286		C FF 93 B SI 93 B FF 92 X SI 94 2-1 20 FC4-6 12 BB 55 1B 1B	C SI 91 B FC 88 S CH 88 B FF 92 B SI 91 F SI 93 F SI 92 S SI 93 3-3 K ① 1-2	D CH 86 C FF 92 C FF 92 D SL 82 X FF 91 2-2 G4-6-3 ②③ 1-2f			D CH 83 X SI 91 1-0 P4-3 ②③ 1-2f			4	1	1	0	0	1	3
12 Eric Chavez, L (1, 5) OBP: 0.417, SLG: 0.367		B FF 92 B SI 93 D SI 93 C FF 93 D SI 94 4-1 20 FC4-6 1-2 BB	F CH 88 X SI 91 0-1 55 BB 20 WP 11 1B 1B 2-H		C SI 86 X CH 81 0-1 G4-3 ①			F FF 94 C FF 94 B FF 94 F CU 79 B FS 86 F FF 94 X FF 94 2-2 G6-3 ①		3	1	1	1	1	0	0
20 Jorge Posada, S (1, 10) OBP: 0.232, SLG: 0.375	C FC 90 B FF 94 B FF 94 X SI 94 2-1 FC4-6 11 BB 55 1B 2 SF8 ① 1-2f 2-3	B CH 85 C SI 91 C CH 84 B FF 92 B CU 80 B CH 86 4-2 11 1B 55 BB 1-2 BB			B SI 87 S CH 80 B CH 82 F SI 85 B SL 78 X CH 81 3-2 G5-3 ②			B FS 85 C FF 94 B FF 94 X FF 94 2-1 F7 ②		3	1	0	0	1	0	2
55 Russell Martin, R (1, 2) OBP: 0.376, SLG: 0.587	X FF 91 0-0 11 BB 14 1B 1B 1-2 3-H	F SI 91 B SI 92 B FC 89 F SI 91 B FF 91 D SL 89 4-2 11 1B 1-2 2-3 BB			C SI 87 F CH 82 X SL 80 0-2 P4 ③			C FF 94 C FF 95 X FF 94 0-2 G6-3 ③		3	1	1	1	1	0	0
11 Brett Gardner, L (1, 7) OBP: 0.273, SLG: 0.391		B FF 94 C FF 93 C SI 93 D FC 91 B SI 94 B SI 92 4-2 14 1B 1-2 2-3 BB	B SI 91 B FF 91 C FF 92 F SI 92 B SI 93 X SI 92 3-2 1-2 2-3 3-H 1B			B SI 85 C SI 86 C SL 79 1-3 K ①				2	0	1	1	1	1	0
Inning Stats	R: 0 E: 0 K: 2 S: 8 H: 1 LOB: 1 BB: 0 P: 15	R: 3 E: 0 K: 1 S: 17 H: 3 LOB: 2 BB: 2 P: 34	R: 2 E: 0 K: 1 S: 18 H: 3 LOB: 3 BB: 2 P: 33	R: 0 E: 0 K: 1 S: 9 H: 0 LOB: 0 BB: 1 P: 17	R: 0 E: 0 K: 0 S: 8 H: 0 LOB: 0 BB: 0 P: 11	R: 0 E: 0 K: 2 S: 13 H: 0 LOB: 0 BB: 0 P: 17	R: 0 E: 0 K: 0 S: 4 H: 0 LOB: 0 BB: 0 P: 7	R: 0 E: 0 K: 0 S: 10 H: 0 LOB: 0 BB: 0 P: 14								

PITCHER		IP	WLS	BF	H	R	ER	SO	BB	IBB	HBP	BLK	WP	HR	S	P	ERA	WHIP
4 Kyle Drabek, R ERA: 4.45	(1, 1)	2.1	L	18	7	5	5	4	4	0	0	0	1	0	40	78	19.29	4.714
54 Jason Frasor, R ERA: 2.08	(3, 1)	1.2		5	0	0	0	1	1	0	0	0	0	0	12	21	0.00	0.600
57 Shawn Camp, R ERA: 2.63	(5, 1)	2.0		6	0	0	0	2	0	0	0	0	0	0	21	28	0.00	0.000
34 Marc Rzepczynski, L ERA: 2.84	(7, 1)	1.0		3	0	0	0	0	0	0	1	0	0	0	4	7	0.00	0.000
50 Frank Francisco, R ERA: 1.69	(8, 1)	1.0		3	0	0	0	0	0	0	0	0	0	0	10	14	0.00	0.000

PITCHER	IP	WLS	BF	H	R	ER	SO	BB	IBB	HBP	BLK	WP	HR	S	P	ERA	WHIP

BOTTOM

Toronto Blue Jays @ New York Yankees

Yankee Stadium, Bronx, NY

Sat Apr 30 2011, 4:11 PM - 6:57 PM EDT

Att. 42,460 - Partly Cloudy - 62 F

livebaseballscorecards.com

AB	28
R	5
H	7
RBI	5
BB	5
SO	7
LOB	15

1B: 6	SF: 1	WP: 1	PA: 35
2B: 2	SAC: 0	PB: 0	
3B: 0	DP: 2	SB: 1	
HR: 0	HBP: 1	CS: 0	

Toronto Blue Jays @ New York Yankees

Yankee Stadium, Bronx, NY

Sun May 01 2011, 1:14 PM - 4:09 PM EDT

Att. 43,363 - Partly Cloudy - 64 F

livebaseballscorecards.com

Batter	1	2	3	4	5	6	7	8	9	AB	R	H	RBI	BB	SO	LOB
11 Rajai Davis, R (1, 8) OBP: 0.261, SLG: 0.279	B FF 91 B FF 90 C FF 91 F FF 91 F FF 93 C CU 77 2-3 ① K		B FF 92 B FF 91 B SI 91 C SI 91 F SI 90 B FF 92 4-2 19 S 5 S 19 G6-3 BB		B FF 91 X FF 90 1-0 5 CS 1B		C CU 78 B FF 91 B CU 77 B SI 90 B SL 89 4-1 5 S BB		C FF 90 B FF 90 C FC 91 B FF 91 X FC 91 2-2 ② P4	3	1	1	0	2	1	0
5 Yunel Escobar, R (1, 6) OBP: 0.321, SLG: 0.386	B FF 92 X FF 92 1-0 ② L8		1 SAFE C FF 91 B FF 90 1 SAFE P PO 88 C CU 78 S CU 80 2-3 ① K 1-2		1 SAFE 1 SAFE L FF 89 1 SAFE B FF 92 F CU 80 C CU 81 1-3 ① ② 1-2 K		1 SAFE B KC 79 C FC 92 F FC 93 1 SAFE B FC 94 S KC 79 2-3 ② 1-2 K		C FC 92 X FF 91 0-1 ③ G6-3	5	0	0	0	0	3	3
19 José Bautista, R (1, 9) OBP: 0.530, SLG: 0.762 16 Corey Patterson, L (7, PR) OBP: 0.319, SLG: 0.448 (7, 7)	B SI 92 X FF 92 1-0 ③ L8		B CU 79 2 SAFE 2 SAFE C FF 91 C CU 80 D CU 81 X SI 94 2-2 ② 2-H G6-3		B FF 92 B CU 79 B CU 78 D SI 94 4-0 BB		B KC 80 C FC 91 B FC 92 C FC 92 F FC 91 B FC 94 B KC 81 4-2 BB			2 0	0 0	0 0	1 0	2 0	0 0	0 0
26 Adam Lind, L (1, 3) OBP: 0.314, SLG: 0.464		C FF 92 B FF 92 B FF 92 X FF 92 2-1 HR	C CU 80 X FF 93 0-1 20 FC6-4 1B		C FF 92 S SI 92 S CU 81 0-3 ③ K		C SL 79 X FF 93 0-1 ③ G1-3			4	1	2	1	0	1	3
20 Juan Rivera, R (1, 7) OBP: 0.344, SLG: 0.316 (7, 9)		B CU 78 B FF 92 B FF 91 B FF 91 4-0 40 1B BB	S FF 92 X SI 91 0-1 ③ FC6-4 1-2f			C FF 91 C FF 92 B CU 79 C CU 80 1-3 ① K		F FF 93 B FF 94 X SL 83 1-1 ① L7		3	0	0	0	1	1	1
9 J.P. Arencibia, R (1, 2) OBP: 0.320, SLG: 0.536		X FF 91 0-0 ① F9		C CU 79 X FF 92 0-1 ① G6-3		B FF 92 X FF 91 1-0 2B		F FF 93 F SL 84 S SL 82 0-3 ② K		4	0	1	0	0	1	1
40 David Cooper, L (1, 10) OBP: 0.308, SLG: 0.200		B FF 91 1 SAFE C SI 90 F CH 85 1 SAFE F SI 91 B CU 79 X FF 91 2-2 1-2 1B		C FF 92 F FF 92 X CU 80 0-2 10 G5-3 1B		B FF 91 B FF 92 B FF 91 C FF 91 F FF 92 X SI 92 3-2 ② F7		B FF 93 B FC 92 B FF 93 B FF 91 4-0 BB		3	0	2	0	1	0	1
10 Edwin Encarnación, R (1, 5) OBP: 0.268, SLG: 0.346		B CU 77 B FF 92 X FF 92 2-0 ② P3		X FF 91 0-0 ② G5-3 1-2		C CU 79 F FF 92 F CU 80 X CU 81 0-2 ③ P4		C SL 82 X FF 93 0-1 ③ F9		4	0	0	0	0	0	5
6 John McDonald, R (1, 4) OBP: 0.286, SLG: 0.333		C SI 92 X CU 80 0-1 ③ F7		F CU 79 X CU 80 0-1 ③ G5-3			B SI 90 B SI 90 C SI 91 F SI 92 B CU 78 F SI 91 F FF 91 X FF 91 3-2 ① F7		F FC 90 X FC 91 0-1 ① F8	4	0	0	0	0	0	3

| Inning Stats | | |

BOTTOM

Toronto Blue Jays @ New York Yankees

Yankee Stadium, Bronx, NY

Sun May 01 2011, 1:14 PM - 4:09 PM EDT

Att. 43,363 - Partly Cloudy - 64 F

livebaseballscorecards.com

Batter	1	2	3	4	5	6	7	8	9	AB	R	H	RBI	BB	SO	LOB
2 Derek Jeter, R (1, 6) OBP: 0.308, SLG: 0.263	S SL 82 X SL 86 0-1 ① G6-3		H FC 88 1-0 14 1B HBP		B FC 88 B SL 82 C SL 83 B SL 84 X FC 90 3-1 FC6 14 HR 2-3		B CU 75 C FF 92 S CU 75 F FC 92 S SL 86 1-3 K			3	1	0	0	0	1	1
14 Curtis Granderson, L (1, 8) OBP: 0.330, SLG: 0.640	C FC 89 S CH 82 B CH 83 B SI 90 S CH 82 2-3 ② K		S SL 84 X FC 90 0-1 25 G4-6-3 1-2 2-3 1B		B FF 88 B FC 89 B FF 88 S FC 87 1 SAFE F FC 88 1 SAFE X FC 88 3-2 1-H 3-H HR		B FC 89 B FC 88 F FC 90 B FF 90 S FC 89 F FC 89 F FC 89 F FC 90 F FC 89 3-2 ③ F FC 90 X FC 91 F7			4	1	2	3	0	1	1
25 Mark Teixeira, S (1, 3) OBP: 0.387, SLG: 0.570	B SI 89 S CH 82 F CH 82 B SI 90 X CH 83 2-2 HR		C SI 89 X FF 89 0-1 ② ③ G4-6-3 1-2f		F SL 84 X SI 88 0-1 ② G4-3			B FF 89 F FF 90 X CU 75 1-1 ① F9		4	1	1	1	0	0	3
13 Alex Rodriguez, R (1, 5) OBP: 0.389, SLG: 0.575	B SL 85 B SI 90 B SI 89 C SL 83 C FC 90 C FC 89 3-3 ③ K			B SI 88 S SL 82 B SL 83 B SL 83 X FF 88 3-1 ① F7	F FF 89 F CH 81 B SI 90 B CH 82 S SL 83 2-3 ③ K			C FF 90 X FF 90 0-1 ② P2		4	0	0	0	0	2	0
24 Robinson Canó, L (1, 4) OBP: 0.340, SLG: 0.630 12 Eric Chavez, L (8, PH) OBP: 0.405, SLG: 0.355 26 Eduardo Núñez, R (9, 4) OBP: 0.500, SLG: 0.600		B FC 90 F FC 87 S SL 84 C FC 87 1-3 ① K		F SL 83 B FC 89 X CH 81 1-1 33 G3-6-1 1B		X FC 87 0-0 ① P6		B FF 91 X CH 83 1-0 ③ G1-3		3 1 0	0 0 0	1 0 0	0 0 0	0 0 0	1 0 0	0 0 0
33 Nick Swisher, S (1, 9) OBP: 0.330, SLG: 0.276		F FF 89 B SI 90 F CU 77 F SL 85 B SL 84 X SI 90 2-2 ② L1		B FF 86 X SI 88 1-0 ② ③ G3-6-1 1-2f		B FC 87 F SL 80 B CU 75 F FC 86 S FC 88 2-3 ② K				3	0	0	0	0	1	1
20 Jorge Posada, S (1, 10) OBP: 0.235, SLG: 0.387		S SL 85 X SL 86 0-1 ③ G4-3			B SI 87 X SL 81 1-0 11 1B 17 G6-3 2B	C FC 89 C FC 90 B FC 90 F FC 90 X FC 89 1-2 ③ G4-3				3	1	1	0	0	0	0
11 Brett Gardner, L (1, 7) OBP: 0.300, SLG: 0.400			B SI 88 B SI 87 B SL 82 B FC 88 4-0 14 1B 17 SH1-3 BB		B FC 88 B FF 87 C FF 87 B FC 88 X FF 87 3-1 2 FC6 17 G6-3 14 HR 2-3 1B		B SL 86 C FC 86 C CH 79 B SL 82 B SL 86 F FC 86 B FC 88 4-2 17 CS BB			1	1	1	0	2	0	0
17 Francisco Cervelli, R (1, 2)			X SL 83 0-0 ① SH1-3 1-2		X SL 84 0-0 ① G6-3 1-2 3-H		1 SAFE 1 SAFE P PO 84 S FC 90 F FF 93 C FC 89 1-3 ① ② K 1-2			2	0	0	1	0	1	2
Inning Stats	R: 1 E: 0 K: 2 S: 11 H: 1 LOB: 0 BB: 0 P: 18	R: 0 E: 0 K: 1 S: 9 H: 0 LOB: 0 BB: 0 P: 12	R: 0 E: 0 K: 0 S: 5 H: 1 LOB: 2 BB: 1 P: 10	R: 0 E: 0 K: 0 S: 5 H: 1 LOB: 0 BB: 0 P: 10	R: 4 E: 0 K: 1 S: 14 H: 3 LOB: 0 BB: 0 P: 26	R: 0 E: 0 K: 1 S: 8 H: 0 LOB: 0 BB: 0 P: 11	R: 0 E: 0 K: 2 S: 19 H: 0 LOB: 0 BB: 1 P: 27	R: 0 E: 0 K: 0 S: 5 H: 0 LOB: 0 BB: 0 P: 7		1B: 3 2B: 1 3B: 0 HR: 2 SF: 0 SAC: 1 DP: 2 HBP: 1				WP: 1 PB: 0 SB: 0 CS: 1 PA: 32		

	AB	28
	R	5
	H	6
	RBI	5
	BB	2
	SO	7
	LOB	8

PITCHER		IP	WLS	BF	H	R	ER	SO	BB	IBB	HBP	BLK	WP	HR	S	P	ERA	WHIP
51 Jesse Litsch, R ERA: 4.6	(1, 1)	6.0	L	26	6	5	5	5	2	0	1	0	0	2	55	94	7.50	1.333
44 Casey Janssen, R ERA: 0.79	(7, 1)	1.0		3	0	0	0	2	0	0	0	0	1	0	16	20	0.00	0.000
33 Carlos Villanueva, R ERA: 1.72	(8, 1)	1.0		3	0	0	0	0	0	0	0	0	0	0	5	7	0.00	0.000

PITCHER	IP	WLS	BF	H	R	ER	SO	BB	IBB	HBP	BLK	WP	HR	S	P	ERA	WHIP

Batter	1	2	3	4	5	6	7	8	9	AB	R	H	RBI	BB	SO	LOB
11 Rajai Davis, R (1, 9) OBP: 0.240, SLG: 0.255	C FC 87 C FF 89 X FF 91 0-2 ① P3		B SL 83 C FF 89 S FC 90 B KC 83 X FF 92 2-2 ② F9	F FC 92 F SI 91 S FC 87 0-3 ③ K			B FF 91 B FF 91 X FF 90 2-0 ② P4			4	0	0	0	0	1	3
16 Corey Patterson, L (1, 8) OBP: 0.329, SLG: 0.451	B CH 87 B FF 89 C FF 90 X SI 89 2-1 5 BB 26 1B 1B		S FC 90 B CH 84 F FF 91 X CH 84 1-2 1B		B CH 80 B FF 88 B FF 89 C FC 89 X FC 89 3-1 ① P6		T FF 90 X FS 83 0-1 ③ G3-1			4	1	2	0	0	0	0
5 Yunel Escobar, R (1, 6) OBP: 0.328, SLG: 0.379	B FC 91 F FF 89 1 SAFE B SL 83 B FF 91 C FF 91 F FC 92 B FF 90 4-2 26 1B 1-2 BB		X SL 84 0-0 ③ G4-3		B FF 89 B FC 90 B SI 88 C FC 89 B FF 90 4-1 BB			F CU 72 F SL 75 X SL 79 0-2 ① F8		2	0	0	0	2	0	1
26 Adam Lind, L (1, 3) OBP: 0.328, SLG: 0.469	B KC 76 C FF 90 F SI 89 X SL 85 1-2 20 G6-4-3 1-2 2-H 1B			B KC 78 F KC 76 B CH 81 X FF 90 2-1 9 1B 10 2B 1B	B SI 89 F FF 91 F FF 91 1 SAFE X SL 85 1-2 ② P3			B SL 76 B FF 90 B FF 91 C FF 90 B CU 70 4-1 20 CS BB		3	1	2	1	1	0	1
20 Juan Rivera, R (1, 7) OBP: 0.330, SLG: 0.300	S FF 91 X FF 92 0-1 ② ③ G6-4-3 1-2f			1 SAFE C FC 90 B FF 89 1 SAFE B FF 90 X FC 90 2-1 ① P3	C SL 85 F SL 85 F FF 92 F FF 88 S FF 91 0-3 ③ K			D CU 73 C FF 89 S SL 76 B FF 92 B FF 91 X FF 92 3-2 ② ③ G4-3 1-2		4	0	0	0	0	1	5
9 J.P. Arencibia, R (1, 2) OBP: 0.316, SLG: 0.521		B FF 89 C KC 74 B KC 75 B FC 90 T FF 90 F FF 91 F FC 92 F FF 93 X KC 79 3-2 ① G5-3		C KC 78 X SI 90 0-1 10 2B 1-2 1B		B FF 89 X FF 89 1-0 ① P4			B SI 90 B CH 84 X CH 84 2-0 ① P3	4	0	1	0	0	0	0
40 David Cooper, L (1, 10) OBP: 0.235, SLG: 0.143		B CH 86 B FF 90 X FC 90 2-0 ② P3		F FF 90 B FF 92 B FF 85 B FF 90 C FF 91 F FF 92 F FC 91 X FF 92 3-2 ② F6		C FF 88 F FF 89 F SL 85 F FF 91 F KC 78 B FF 90 X FC 90 1-2 ② F8			C SI 92 C CH 83 B FF 92 B CH 82 S SL 83 2-3 ② K	4	0	0	0	0	1	2
10 Edwin Encarnación, R (1, 5) OBP: 0.279, SLG: 0.378 18 Mike McCoy, R (9, PR) OBP: 0.297, SLG: 0.353 (9, 5)		C FC 92 S SI 88 B SL 86 B FF 90 B CH 83 X FC 93 3-2 ③ F9		C SL 86 X KC 79 0-1 1-3 2-H 2B		C FC 92 F SI 90 B SL 85 X SL 85 2-2 ③ P3			C SL 84 B FC 92 B SL 90 B SI 90 F SI 92 F SI 92 F SL 89 F SI 92 F SL 88 3-2 F SI 85 X SI 93 2B	4 0	0 0	2 0	1 0	0 0	0 0	0 0
6 John McDonald, R (1, 4) OBP: 0.284, SLG: 0.317			C FF 86 C SI 86 X SL 84 0-2 ① G6-3	B FF 92 B FF 90 B FF 91 C FF 90 B FF 91 4-1 BB			B FF 89 X FF 90 1-0 ① G4-3		B SL 90 X SI 95 1-0 ③ G5-3	3	0	0	0	1	0	1
Inning Stats	R: 1 E: 0 K: 0 S: 13 H: 2 LOB: 1 BB: 1 P: 20	R: 0 E: 0 K: 0 S: 10 H: 0 LOB: 0 BB: 0 P: 18	R: 0 E: 0 K: 0 S: 10 H: 1 LOB: 1 BB: 0 P: 13	R: 1 E: 0 K: 1 S: 17 H: 3 LOB: 3 BB: 1 P: 28	R: 0 E: 0 K: 1 S: 11 H: 0 LOB: 1 BB: 1 P: 19	R: 0 E: 0 K: 0 S: 10 H: 0 LOB: 0 BB: 0 P: 14	R: 0 E: 0 K: 0 S: 4 H: 0 LOB: 0 BB: 0 P: 7	R: 0 E: 0 K: 0 S: 7 H: 0 LOB: 0 BB: 1 P: 14	R: 0 E: 0 K: 1 S: 13 H: 1 LOB: 1 BB: 0 P: 21	1B: 5 2B: 2 3B: 0 HR: 0 SF: 0 SAC: 0 DP: 1 HBP: 0						

TOP

Toronto Blue Jays @ Tampa Bay Rays

Tropicana Field, St. Petersburg, FL

Tue May 03 2011, 6:43 PM - 9:22 PM EDT

Att. 10,248 - Dome - 72 F

livebaseballscorecards.com

AB	32
R	2
H	7
RBI	2
BB	4
SO	3
LOB	13

WP: 0 PB: 0 SB: 0 CS: 1 PA: 36

PITCHER		IP	WLS	BF	H	R	ER	SO	BB	IBB	HBP	BLK	WP	HR	S	P	ERA	WHIP
40 Wade Davis, R ERA: 2.77	(1, 1)	6.0		26	6	2	2	2	3	0	0	0	0	0	71	112	3.00	1.500
47 Brandon Gomes, R ERA:	(7, 1)	2.0		6	0	0	0	0	1	0	0	0	0	0	11	21	0.00	0.500
27 Cesár Ramos, L ERA: 5.4	(9, 1)	0.2		2	0	0	0	1	0	0	0	0	0	0	4	8	0.00	0.000
43 Kyle Farnsworth, R ERA: 0.87	(9, 1)	0.1	W	2	1	0	0	0	0	0	0	0	0	0	9	13	0.00	3.000

PITCHER	IP	WLS	BF	H	R	ER	SO	BB	IBB	HBP	BLK	WP	HR	S	P	ERA	WHIP

Toronto Blue Jays @ Tampa Bay Rays

Tropicana Field, St. Petersburg, FL

Tue May 03 2011, 6:43 PM - 9:22 PM EDT

Att. 10,248 - Dome - 72 F

BOTTOM

livebaseballscorecards.com

Batter	1	2	3	4	5	6	7	8	9	AB	R	H	RBI	BB	SO	LOB
5 Sam Fuld, L (1, 7) OBP: 0.339, SLG: 0.415	C FF 90 X SI 91 0-1 ① F9		C SI 91 C CU 77 X SI 91 0-2 ② G6-3		1 SAFE 1 SAFE B FF 90 X SI 91 1-0 ① F8 1-2			L SI 90 B CH 83 X SI 92 1-1 ① G6-3		4	0	0	0	0	0	1
22 Johnny Damon, L (1, 10) OBP: 0.280, SLG: 0.402	C SI 91 B SI 91 X SI 92 1-1 ② F8		C SI 91 B FF 91 H SI 91 2-1 3 1B HBP		2 SAFE X FF 92 0-0 ② F8 2-3			B SI 92 S SI 91 S CH 84 B SL 83 F SL 83 X SL 85 2-2 ② G3		3	0	0	0	0	0	1
3 Evan Longoria, R (1, 5) OBP: 0.200, SLG: 0.111	X SI 91 0-0 ③ F9		C SI 90 X SI 90 0-1 1-2 1B		B SI 92 F SI 91 B SI 90 B SI 90 C SI 90 F SI 91 F SI 91 C CU 78 3-3 ③ K			B SI 92 C SI 92 F SI 91 B SL 83 T SI 92 2-2 ③ K		4	0	1	0	0	2	1
18 Ben Zobrist, S (1, 9) OBP: 0.314, SLG: 0.574		B SI 90 B CH 84 B SI 90 C SI 90 C SI 91 T SI 91 3-2 ① K	X SI 91 0-0 ③ F9			F SI 91 B SI 91 B CH 83 B CH 83 X SI 91 3-1 ① G5-3			B CH 82 B FF 89 C FF 89 B CH 83 C FF 88 F FF 89 X FF 89 3-2 2 HR 1B	4	1	1	0	0	1	2
2 B.J. Upton, R (1, 8) OBP: 0.342, SLG: 0.416		C CU 78 B CU 79 B SI 92 B SI 92 X SI 92 3-1 ② F7		B SI 91 C SI 91 C SI 91 B SI 92 F SI 92 X CH 84 2-2 ① F9		F SI 92 X SI 92 0-1 ② P3			1 SAFE 1 SAFE C SL 84 X FF 89 0-1 1-H HR	4	1	1	2	0	0	0
1 Sean Rodríguez, R (1, 4) OBP: 0.324, SLG: 0.458		C SI 91 B SI 92 X SI 91 1-1 10 S 10 1B 1B		X FF 92 0-0 ② P3		B SI 91 S SI 92 C SI 91 B SI 91 T SI 91 2-2 ③ K				3	1	1	0	0	1	0
10 Kelly Shoppach, R (1, 2) OBP: 0.212, SLG: 0.229 28 John Jaso, L (7, PH) OBP: 0.281, SLG: 0.444 (8, 2)		1 SAFE B CH 83 1 SAFE C CH 84 B SI 91 F SI 91 D FF 91 X CU 78 3-2 1-H 1B		B CU 77 B SI 92 F SI 92 C CU 77 B CH 86 F CU 77 D FF 93 4-2 BB			B CH 80 C SI 86 S CH 81 B CH 83 X CH 81 2-2 ① G5-3		1 1	0 0	1 0	1 0	1 0	0 0	0 0
24 Dan Johnson, L (1, 3) OBP: 0.205, SLG: 0.194 11 Casey Kotchman, L (9, 3) OBP: 0.385, SLG: 0.438		F FF 91 B SI 91 C SL 84 F SL 85 B FF 92 X SL 85 2-2 ③ F8		B SI 91 C FF 91 S FF 92 F FF 93 B CU 77 C SL 84 2-3 ③ K			X SI 87 0-0 ② G5-3		3 0	0 0	0 0	0 0	1 0	2 0	0 0
9 Elliot Johnson, S (1, 6) OBP: 0.297, SLG: 0.294			C SI 90 B SI 91 B CH 84 B SI 91 X SI 91 3-1 ① F8		C SI 89 B SI 91 X CH 83 1-1 22 F8 5 S 1B		C SI 87 B CH 83 F CH 82 B SL 80 X CH 82 2-2 ③ G3			3	0	1	0	0	0	0

AB	**30**								
R	**3**								
H	**6**								
RBI	**3**								
BB	**1**								
SO	**5**								
LOB	**7**								

Inning Stats	1	2	3	4	5	6	7	8	9	1B: 5	SF: 0	WP: 0	PA: 32
	R: 0 E: 0 K: 0 S: 5	H: 0 LOB: 0 BB: 0 P: 6	R: 1 E: 0 K: 1 S: 14	H: 2 LOB: 1 BB: 0 P: 26	R: 0 E: 0 K: 0 S: 9	H: 1 LOB: 2 BB: 0 P: 14	R: 0 E: 0 K: 1 S: 12	H: 0 LOB: 1 BB: 1 P: 20	R: 0 E: 0 K: 1 S: 9	H: 1 LOB: 1 BB: 0 P: 14	R: 0 E: 0 K: 0 S: 7	H: 0 LOB: 0 BB: 0 P: 12	R: 0 E: 0 K: 0 S: 7	H: 0 LOB: 0 BB: 0 P: 11	R: 0 E: 0 K: 1 S: 9	H: 0 LOB: 0 BB: 0 P: 14	R: 2 E: 0 K: 0 S: 6	H: 2 LOB: 0 BB: 0 P: 9	2B: 0 3B: 0 HR: 1	SAC: 0 DP: 0 HBP: 1	PB: 0 SB: 2 CS: 0	

PITCHER		IP	WLS	BF	H	R	ER	SO	BB	IBB	HBP	BLK	WP	HR	S	P	ERA	WHIP
37 Jo-Jo Reyes, L ERA: 4.66	(1, 1)	6.0		24	4	1	1	4	1	0	1	0	0	0	56	92	1.50	0.833
57 Shawn Camp, R ERA: 2.45	(7, 1)	1.0	H	3	0	0	0	0	0	0	0	0	0	0	7	11	0.00	0.000
34 Marc Rzepczynski, L ERA: 2.63	(8, 1)	1.0	H	3	0	0	0	1	0	0	0	0	0	0	9	14	0.00	0.000
60 Jon Rauch, R ERA: 4.09	(9, 1)	0.0	L	2	2	2	2	0	0	0	0	0	0	1	6	9	∞	∞

PITCHER	IP	WLS	BF	H	R	ER	SO	BB	IBB	HBP	BLK	WP	HR	S	P	ERA	WHIP

Batter	1	2	3	4	5	6	7	8	9	AB	R	H	RBI	BB	SO	LOB
11 Rajai Davis, R (1, 9) OBP: 0.241, SLG: 0.255	B FC 87 C FF 88 F SI 87 B FC 90 F CU 76 X SI 90 2-2 5 16 G6-3 S 26 HR 1B	B SI 89 X SI 88 1-0 ③ F7		X CU 72 0-0 ③ G6-3			C FC 83 F SL 83 X SL 83 0-2 ② F8			4	1	1	0	0	0	1
16 Corey Patterson, L (1, 8) OBP: 0.313, SLG: 0.427	1 SAFE 1 SAFE B SI 88 F FF 87 B FS 79 X FF 88 2-1 ① P2 1-2	B FS 83 F FS 85 F CH 84 F CU 75 X FS 79 1-2 ① F9			X CU 75 0-0 ① B1-3		C CU 77 B FF 86 X FC 83 1-1 ③ G3			4	0	0	0	0	0	1
5 Yunel Escobar, R (1, 6) OBP: 0.317, SLG: 0.364	F SL 83 S SI 89 X FS 80 0-2 ② G6-3 2-3	C CH 86 B CH 86 B CH 86 X SL 80 2-1 ② G5-3			B CU 78 B FC 83 B CU 77 C FC 85 X FC 86 3-1 ② F9			B SL 77 F FC 86 X FF 92 1-1 ① B1-3		4	0	0	0	0	0	1
26 Adam Lind, L (1, 3) OBP: 0.349, SLG: 0.513	B FC 87 F CH 80 S FC 89 B SL 82 X FS 82 2-2 3-H HR	C CU 72 X SI 87 0-1 1B			C FC 86 B FF 87 X SL 83 1-1 1B			C SL 78 F FF 94 B SL 78 F SL 78 X FC 86 1-2 1B		4	1	4	2	0	0	0
20 Juan Rivera, R (1, 7) OBP: 0.327, SLG: 0.310	C FF 88 C CU 76 B CU 77 F SI 89 X SL 83 1-2 2B	X SL 81 0-0 ③ P4			X FC 84 0-0 ③ G5-3			F FC 89 B FC 88 1 SAFE 1 SAFE F FC 88 B FF 93 F SL 82 X FC 88 2-2 ② F9		4	0	1	0	0	0	3
10 Edwin Encarnación, R (1, 5) OBP: 0.289, SLG: 0.376 18 Mike McCoy, R (9, 5) OBP: 0.297, SLG: 0.353	F SI 89 H SL 90 1-1 HBP	C CU 73 X FC 87 0-1 40 2B 1B			B FC 85 X FC 84 1-0 ① G5-3			B SL 81 B FC 88 S FC 86 X FF 92 2-1 ③ F9		3 0	1 0	1 0	0 0	0 0	0 0	1 0
40 David Cooper, L (1, 10) OBP: 0.238, SLG: 0.222	B FF 89 F SI 88 F SI 88 X CU 74 1-2 ③ G4-3			X CH 86 0-0 8 SH2-3 1-H 2B		B FC 85 X FF 83 1-0 ② F8			B SI 94 F SI 94 F SI 94 B SI 94 C SL 85 2-3 ① K	4	0	1	1	0	1	2
8 José Molina, R (1, 2) OBP: 0.311, SLG: 0.429		B FF 88 X FF 89 1-0 ① G5-3		X SL 80 0-0 ① SH2-3 2-3		X FC 86 0-0 ③ F7			B SI 96 C SI 95 F SI 94 B SI 93 C SI 96 2-3 ② K	3	0	0	0	0	1	0
6 John McDonald, R (1, 4) OBP: 0.268, SLG: 0.297		F FF 88 C SI 88 B CU 77 B CU 75 F FF 89 B SI 90 X FC 89 3-2 ② G5-3		C CU 71 S CH 85 B FS 85 D CU 73 X SL 80 2-2 ② G6-3			B CU 75 F SL 82 X SL 82 1-1 ① B5-3		B SL 88 X SI 95 1-0 ③ P1	4	0	0	0	0	0	1
Inning Stats	R: 2 E: 0 K: 0 S: 20 H: 3 LOB: 2 BB: 0 P: 29	R: 0 E: 0 K: 0 S: 6 H: 0 LOB: 0 BB: 0 P: 11	R: 0 E: 0 K: 0 S: 9 H: 1 LOB: 1 BB: 0 P: 12	R: 1 E: 0 K: 0 S: 8 H: 2 LOB: 1 BB: 0 P: 10	R: 0 E: 0 K: 0 S: 6 H: 1 LOB: 1 BB: 0 P: 10	R: 0 E: 0 K: 0 S: 3 H: 0 LOB: 0 BB: 0 P: 5	R: 0 E: 0 K: 0 S: 7 H: 0 LOB: 0 BB: 0 P: 9	R: 0 E: 0 K: 0 S: 12 H: 1 LOB: 1 BB: 0 P: 18	R: 0 E: 0 K: 2 S: 7 H: 0 LOB: 0 BB: 0 P: 12	1B: 5 2B: 2 3B: 0 HR: 1 SF: 0 SAC: 1 DP: 0 HBP: 1						

TOP

Toronto Blue Jays @ Tampa Bay Rays

Tropicana Field, St. Petersburg, FL

Wed May 04 2011, 6:43 PM - 9:36 PM EDT

Att. 10,099 - Dome - 72 F

livebaseballscorecards.com

AB	34
R	3
H	8
RBI	3
BB	0
SO	2
LOB	10

WP: 0 PA: 36
PB: 0
SB: 1
CS: 0

PITCHER		IP	WLS	BF	H	R	ER	SO	BB	IBB	HBP	BLK	WP	HR	S	P	ERA	WHIP
34 Jeff Niemann, R ERA: 5.74	(1, 1)	4.0	L	19	6	3	3	0	0	0	1	0	0	1	43	62	6.75	1.500
21 Andy Sonnanstine, R ERA: 2.19	(5, 1)	3.0		10	1	0	0	0	0	0	0	0	0	0	16	24	0.00	0.333
37 Juan Cruz, R ERA: 2.25	(8, 1)	1.0		4	1	0	0	0	0	0	0	0	0	0	12	18	0.00	1.000
36 Adam Russell, R ERA: 2.31	(9, 1)	1.0		3	0	0	0	2	0	0	0	0	0	0	7	12	0.00	0.000

PITCHER		IP	WLS	BF	H	R	ER	SO	BB	IBB	HBP	BLK	WP	HR	S	P	ERA	WHIP

Batter	1	2	3	4	5	6	7	8	9	AB	R	H	RBI	BB	SO	LOB
5 Sam Fuld, L (1, 7) OBP: 0.333, SLG: 0.405	B FF 92 C FF 94 F FF 93 F FF 96 F FF 97 X SL 89 1-2 ① G1-3		C SL 87 F FF 95 S SL 90 0-3 ③ K		L FF 95 B FF 95 X FF 96 1-1 ③ F7		C FF 92 B CH 86 F FF 93 X FF 93 1-2 ②③ G5-3 2-3f		B FF 94 B FF 95 C FF 94 B FF 95 C FF 94 X FF 95 3-2 1-3 2-H 1B	5	0	1	1	0	1	3
18 Ben Zobrist, S (1, 4) OBP: 0.317, SLG: 0.571	B FF 97 B FF 96 B FF 94 B FF 95 4-0 22 FC3-6 BB			C SL 86 F FF 94 F SL 91 C SL 90 0-3 ① K		B KC 78 C FF 91 X FF 95 1-1 22 F9 20 SF8 2B		C SI 91 S CH 85 S CH 84 0-3 ① K2-3	C FS 84 C CU 78 X CU 78 0-2 ③ G3	4	1	1	0	1	2	2
22 Johnny Damon, L (1, 10) OBP: 0.288, SLG: 0.406	F FF 95 B FF 94 1 SAFE F FF 92 F FF 96 X FF 97 1-2 ② FC3-6 3 2-4 1-2f			F FF 95 X FF 95 0-1 3 2B 1B		X FF 94 0-0 ① F9 2-3		B SL 83 B SI 92 C SI 91 X SI 91 2-1 1B		4	0	2	0	0	0	2
3 Evan Longoria, R (1, 5) OBP: 0.357, SLG: 0.273	B SL 88 C SL 88 D SL 87 2-1 ③ 2-4 1-2	B SL 87 B FF 96 B FF 94 B FF 96 4-0 BB		X FF 95 0-0 ② 20 1B 1-H 2B		B FF 95 F FF 97 B FF 95 S SL 89 B FF 96 B FF 96 4-2 BB		1 SAFE B SI 92 S CH 85 F SI 91 B CH 84 C SL 85 2-3 ② K		2	0	1	0	2	1	1
20 Matt Joyce, L (1, 9) OBP: 0.404, SLG: 0.512		C FF 95 S FF 94 B FF 97 1 SAFE S SL 91 1-3 ① K		B SL 88 S SL 89 S FF 95 X SL 90 1-2 2-3 1B		F FF 96 C FF 92 B SL 90 F SL 89 X SL 85 1-2 ② SF8 3-H		1 SAFE F CH 83 B CH 84 S SL 84 S SL 84 1-3 ③ K		3	0	1	1	0	2	2
2 B.J. Upton, R (1, 8) OBP: 0.331, SLG: 0.400		S FF 97 F FF 90 S 0-3 ② K		B FF 96 F FF 96 B FF 96 B SL 88 S FF 98 C FF 97 3-3 ③ K		1 SAFE F SL 89 1 SAFE B FF 96 S FF 95 1 SAFE C FF 96 1-3 ③ K			C FF 94 B FF 94 C FF 94 C FF 94 1-3 ① K	4	0	0	0	0	4	4
11 Casey Kotchman, L (1, 3) OBP: 0.393, SLG: 0.420		X FF 95 0-0 ③ G4-3			B FS 87 C FF 92 B SL 87 F FF 95 B SL 88 B FF 95 4-2 28 G3 15 S BB		B KC 78 B FF 91 X SI 91 2-0 E6 5 G5-3 28 1B		B FF 95 F FF 94 B FF 94 B FF 95 B FF 94 4-1 28 BB 5 1B BB	2	1	0	0	2	0	1
15 Reid Brignac, L (1, 6) 24 Dan Johnson, L (7, PH) OBP: 0.203, SLG: 0.191 9 Elliot Johnson, S (8, 6) OBP: 0.289, SLG: 0.286			C KC 79 S FF 94 B FF 97 S SL 92 1-3 ① K2-3		B FF 92 X FF 94 1-0 ① B1 1-2		F FF 90 B FF 91 S SL 86 X SL 89 1-2 ① L4		C FF 95 C FF 95 S FF 94 0-3 ② K	2 1 1	0 0 0	0 0 0	0 0 0	1 0 1	1 1 1	1 1 1
28 John Jaso, L (1, 2) OBP: 0.295, SLG: 0.439 1 Sean Rodríguez, R (9, PR) OBP: 0.324, SLG: 0.458			B FF 94 B FF 93 C FF 93 X SL 89 2-1 ② G4-3		C FF 95 C FF 96 D SL 90 B SL 88 X SL 89 2-2 ② G3 2-3		C SL 87 F FF 94 F SL 88 B FF 95 1 SAFE B SL 89 F SL 88 X SL 87 2-2 1-2 1B		F FS 86 B CU 80 B FF 96 B FF 95 B FF 94 4-1 5 1B 1-2 BB	3 0	0 0	1 0	0 0	1 0	0 0	1 0
Inning Stats	R: 0 H: 0 E: 0 LOB: 1 K: 0 BB: 1 S: 10 P: 18	R: 0 H: 0 E: 0 LOB: 1 K: 2 BB: 1 S: 7 P: 12	R: 0 H: 0 E: 0 LOB: 0 K: 2 BB: 0 S: 8 P: 11	R: 0 H: 3 E: 0 LOB: 2 K: 2 BB: 0 S: 13 P: 17	R: 0 H: 0 E: 0 LOB: 1 K: 0 BB: 1 S: 8 P: 16	R: 1 H: 1 E: 0 LOB: 1 K: 1 BB: 1 S: 12 P: 19	R: 0 H: 1 E: 1 LOB: 1 K: 0 BB: 0 S: 12 P: 18	R: 0 H: 1 E: 0 LOB: 1 K: 3 BB: 0 S: 11 P: 16	R: 1 H: 1 E: 0 LOB: 2 K: 2 BB: 2 S: 14 P: 26	1B: 5 SF: 1 2B: 2 SAC: 0 3B: 0 DP: 1 HR: 0 HBP: 0					WP: 0 PA: 38 PB: 0 SB: 1 CS: 0	

PITCHER		IP	WLS	BF	H	R	ER	SO	BB	IBB	HBP	BLK	WP	HR	S	P	ERA	WHIP
23 Brandon Morrow, R ERA: 3.06	(1, 1)	6.1	W	28	5	1	1	7	4	0	0	0	0	0	67	107	1.42	1.421
54 Jason Frasor, R ERA: 1.98	(7, 1)	0.2	H	1	0	0	0	0	0	0	0	0	0	0	3	4	0.00	0.000
34 Marc Rzepczynski, L ERA: 2.45	(8, 1)	1.0	H	4	1	0	0	3	0	0	0	0	0	0	11	16	0.00	1.000
50 Frank Francisco, R ERA: 2.84	(9, 1)	1.0	S	6	1	1	1	2	2	0	0	0	0	0	14	26	9.00	3.000

PITCHER	IP	WLS	BF	H	R	ER	SO	BB	IBB	HBP	BLK	WP	HR	S	P	ERA	WHIP

BOTTOM

Toronto Blue Jays @ Tampa Bay Rays

Tropicana Field, St. Petersburg, FL

Wed May 04 2011, 6:43 PM - 9:36 PM EDT

Att. 10,099 - Dome - 72 F

livebaseballscorecards.com

AB	31
R	2
H	7
RBI	2
BB	6
SO	12
LOB	19

Batter	1	2	3	4	5	6	7	8	9	AB	R	H	RBI	BB	SO	LOB
11 Rajai Davis, R (1, 9) OBP: 0.224, SLG: 0.236	T FF 92 S SI 93 B SI 94 S SI 94 1-3 ① K		B SI 94 B SI 94 B SI 95 C SI 93 C SI 93 S SI 95 3-3 ③ K 1-2			F SI 93 C SI 94 B SI 95 X SI 95 1-2 ② F9			B SI 94 C SI 93 B SI 93 X SI 94 2-1 ① F9 2-3	4	0	0	0	0	2	3
16 Corey Patterson, L (1, 8) OBP: 0.298, SLG: 0.405	F SI 94 C SI 95 B FC 89 B SI 94 F SI 95 F SI 94 S SI 94 2-3 ② K			C SI 90 B CH 84 F SI 92 F SI 94 B SI 94 S FF 94 2-3 ① K		C KC 78 F FF 95 X SI 96 0-2 ③ G6-3			C SI 95 C SI 95 B FC 88 F SI 95 B SI 96 X SI 95 2-2 ② G4-3 3-H	4	0	0	1	0	2	1
5 Yunel Escobar, R (1, 6) OBP: 0.315, SLG: 0.360	B FF 95 C SI 93 C FF 96 B SI 96 F FF 95 F FF 95 C SI 95 2-3 ③ K			B CH 80 B CH 80 C SI 92 F SI 90 C SI 95 2-3 ② K			X SI 90 0-0 ① F9		C SL 85 B SL 89 B SI 91 S SL 84 B FC 91 F SI 93 X SI 94 3-2 26 D/ 1B	4	0	1	0	0	2	0
26 Adam Lind, L (1, 10) OBP: 0.346, SLG: 0.504		C SI 93 F KC 78 X FC 87 0-2 ① F7		C SI 95 X SI 95 0-1 ③ G3			C SI 92 F FC 85 X FC 85 0-2 20 G5-4-3 1B		S SI 95 F FF 98 B FF 95 F SL 88 X FC 90 1-2 ③ G3 1-2	4	0	1	0	0	0	1
20 Juan Rivera, R (1, 7) OBP: 0.327, SLG: 0.310		B SI 94 F SI 94 F FF 95 X SI 94 1-2 ② G1-3			B SI 92 B CH 80 X SI 94 2-0 ① 1B		B KC 78 B FF 94 X SI 94 2-0 ②③ G5-4-3 1-2f			3	0	1	0	0	0	1
9 J.P. Arencibia, R (1, 2) OBP: 0.305, SLG: 0.500		C SI 94 T SI 94 F SI 96 B FC 89 F SI 96 F FF 96 C SI 96 1-3 ③ K			F SI 94 S KC 79 B SI 95 B KC 77 X SI 95 2-2 ② G5-3			F SI 91 B SI 93 B SI 93 X SI 93 2-1 ① F8		3	0	0	0	0	1	0
10 Edwin Encarnación, R (1, 3) OBP: 0.280, SLG: 0.364			B CH 80 X SI 92 1-0 ① P4		C SI 95 C SI 96 B SI 96 T FC 90 1-2 ③ K			F FF 94 F FC 87 B SI 96 B SI 96 F SI 96 B FC 89 C SI 95 3-3 ② K		3	0	0	0	0	2	0
18 Mike McCoy, R (1, 5) OBP: 0.300, SLG: 0.351			C SI 92 B SI 94 X SI 93 1-1 11 S 1B			C SI 91 C SI 93 S SI 94 0-3 ① K		S SI 95 B SI 95 C SI 96 X SI 96 1-2 ③ F9		3	0	1	0	0	1	0
6 John McDonald, R (1, 4) OBP: 0.270, SLG: 0.299			C SI 94 1 SAFE B SI 94 X SI 95 1-1 ② P3			X SI 94 0-0 1B			B SI 91 C SI 92 B SI 92 X SI 93 2-1 E6 11 F9 16 G4-3	3	1	1	0	0	0	1
Inning Stats	R: 0 E: 0 K: 3 S: 13 H: 0 LOB: 0 BB: 0 P: 18	R: 0 E: 0 K: 1 S: 12 H: 0 LOB: 0 BB: 0 P: 14	R: 0 E: 0 K: 1 S: 8 H: 1 LOB: 1 BB: 0 P: 14	R: 0 E: 0 K: 2 S: 9 H: 0 LOB: 0 BB: 0 P: 13	R: 0 E: 0 K: 1 S: 7 H: 1 LOB: 0 BB: 0 P: 12	R: 0 E: 0 K: 1 S: 10 H: 1 LOB: 1 BB: 0 P: 11	R: 0 E: 0 K: 0 S: 5 H: 1 LOB: 0 BB: 0 P: 7	R: 0 E: 0 K: 1 S: 9 H: 0 LOB: 0 BB: 0 P: 15	R: 1 E: 1 K: 0 S: 16 H: 1 LOB: 1 BB: 0 P: 26	1B: 5 2B: 0 3B: 0 HR: 0 SF: 0 SAC: 0 DP: 1 HBP: 0						

PITCHER		IP	WLS	BF	H	R	ER	SO	BB	IBB	HBP	BLK	WP	HR	S	P	ERA	WHIP
14 David Price, L ERA: 3.26	(1, 1)	8.2	W	29	4	1	0	10	0	0	0	0	0	0	81	118	0.00	0.462
43 Kyle Farnsworth, R ERA: 0.84	(9, 1)	0.1	S	2	1	0	0	0	0	0	0	0	0	0	8	12	0.00	3.000

PITCHER	IP	WLS	BF	H	R	ER	SO	BB	IBB	HBP	BLK	WP	HR	S	P	ERA	WHIP

TOP

Toronto Blue Jays @ Tampa Bay Rays

Tropicana Field, St. Petersburg, FL

Thu May 05 2011, 1:12 PM - 3:42 PM EDT

Att. 12,682 - Dome - 72 F

livebaseballscorecards.com

AB	31
R	1
H	5
RBI	1
BB	0
SO	10
LOB	7

WP: 0 PA: 31
PB: 0
SB: 1
CS: 0

BOTTOM

Toronto Blue Jays @ Tampa Bay Rays

Tropicana Field, St. Petersburg, FL

Thu May 05 2011, 1:12 PM - 3:42 PM EDT

Att. 12,682 - Dome - 72 F

livebaseballscorecards.com

Batter	1	2	3	4	5	6	7	8	9	AB	R	H	RBI	BB	SO	LOB
5 Sam Fuld, L (1, 7) OBP: 0.323, SLG: 0.391	C FF 96 F FF 96 B FF 95 B CU 83 X FF 95 2-2 ① F8		L FF 93 D CH 86 X FF 93 1-1 ① F7 2-3	X FF 91 0-0 ③ P5		C FC 90 X FC 90 0-1 ③ F9				4	0	0	0	0	0	4
18 Ben Zobrist, S (1, 4) OBP: 0.323, SLG: 0.565	B CU 80 C FF 95 X FC 92 1-1 1B		B CH 86 D CU 83 C FF 93 B FF 94 B FF 93 4-1 3 BB, 22 1B, 20 SF7 BB		B FF 91 B FF 92 C FC 91 B FC 91 C FC 92 X FC 93 3-2 ① F9		B CH 82 C SI 92 B FF 91 X FC 91 2-1 ① G4-3			3	1	1	0	1	0	0
22 Johnny Damon, L (1, 10) OBP: 0.296, SLG: 0.418	B FF 94 B FF 95 1 SAFE X FF 94 2-0 ② F8		S FF 93 B FF 93 X CH 86 1-1 3 BB 1-2 3-H 1B		S CH 86 S CH 85 X CH 86 0-2 2B		B SI 92 C FC 91 B CU 74 X FC 90 2-1 ② L5			4	0	2	1	0	0	1
3 Evan Longoria, R (1, 5) OBP: 0.333, SLG: 0.214	C FF 92 1 SAFE B FC 90 F FF 94 C SL 84 1-3 ③ K		D FC 92 B FF 93 F FF 93 B FF 94 B FF 94 4-1 2 FC6-4 1-2 2-3 BB		F FF 93 X FF 93 0-1 ② G5-3		F FC 91 C CU 75 B FC 90 B CU 76 X FC 91 2-2 ③ G1-3			3	0	0	0	1	1	2
20 Matt Joyce, L (1, 9) OBP: 0.398, SLG: 0.506		T FF 94 B FF 94 S CH 87 S CH 88 1-3 ① K	C SI 92 B FF 94 X FF 92 1-1 ② SF7 3-H		B CH 85 S CH 86 B FF 90 B CH 85 C FF 92 X FF 91 3-2 ③ G4-3			B FF 91 B CH 83 F FF 91 C FC 91 B CU 74 X FC 91 3-2 11 FC4-6 1B		3	0	1	1	0	1	1
2 B.J. Upton, R (1, 8) OBP: 0.320, SLG: 0.385		B FF 95 F FF 95 B FC 91 B FF 95 X FF 95 3-1 ② F8	B FC 92 B FF 94 F FF 93 B FF 92 X FF 93 3-1 ③ FC6-4 1-2f			F FF 91 X FC 91 0-1 ① G5-3		1 SAFE P PO 87 1 SAFE 1 SAFE C FF 90 1 SAFE F FC 90 B FC 91 X FF 91 2-2 ① F8		4	0	0	0	0	0	3
11 Casey Kotchman, L (1, 3) OBP: 0.400, SLG: 0.415		C FF 95 C FF 95 F CU 83 F CH 86 B FC 90 S CH 87 1-3 ③ K		B FF 92 B FC 91 B FF 92 B FC 92 4-0 28 G4-3 BB	X FF 91 0-0 28 BB 1B			1 SAFE B FC 90 F FF 90 1 SAFE X FC 91 1-1 ② FC4-6 1-2f		3	0	1	0	1	1	1
1 Sean Rodríguez, R (1, 6) OBP: 0.319, SLG: 0.460			C FC 93 S CU 81 B CU 83 B FC 93 X CU 82 2-2 28 2B 2B	C CU 79 F SI 92 B FF 92 F CU 80 B CU 83 X FC 91 2-2 ① F8		S SI 91 F FF 93 B CU 83 F FF 92 B SL 84 1 SAFE X FF 92 2-2 ② P4		C FF 92 X FC 91 0-1 ③ F7		4	1	1	0	0	0	3
28 John Jaso, L (1, 2) OBP: 0.313, SLG: 0.458			X FC 93 0-0 5 F7, 22 1B 2B 2-H	B SI 92 X CH 85 1-0 ② G4-3 1-2		B FF 90 C SI 91 D CH 86 B FF 92 F SI 91 B FF 93 4-2 1-2 BB				2	1	1	1	1	0	1
Inning Stats	R: 0 E: 0 K: 1 S: 9 H: 1 LOB: 1 BB: 0 P: 15	R: 0 E: 0 K: 2 S: 10 H: 0 LOB: 0 BB: 0 P: 15	R: 3 E: 0 K: 0 S: 14 H: 3 LOB: 2 BB: 2 P: 30	R: 0 E: 0 K: 0 S: 6 H: 0 LOB: 1 BB: 1 P: 13	R: 0 E: 0 K: 0 S: 11 H: 1 LOB: 1 BB: 0 P: 17	R: 0 E: 0 K: 0 S: 11 H: 1 LOB: 2 BB: 1 P: 17	R: 0 E: 0 K: 0 S: 7 H: 0 LOB: 0 BB: 0 P: 13	R: 0 E: 0 K: 0 S: 11 H: 1 LOB: 1 BB: 0 P: 16		1B: 4 2B: 3 3B: 0 HR: 0 SF: 1 SAC: 0 DP: 0 HBP: 0				WP: 0 PB: 0 SB: 0 CS: 0 PA: 35	

	AB	30
	R	3
	H	7
	RBI	3
	BB	4
	SO	3
	LOB	16

PITCHER		IP	WLS	BF	H	R	ER	SO	BB	IBB	HBP	BLK	WP	HR	S	P	ERA	WHIP
4 Kyle Drabek, R ERA: 4.5	(1, 1)	5.2	L	27	6	3	3	3	4	0	0	0	0	0	59	105	4.76	1.765
44 Casey Janssen, R ERA: 0.71	(6, 1)	1.1		5	1	0	0	0	0	0	0	0	0	0	12	21	0.00	0.750
29 Octavio Dotel, R ERA: 4.0	(8, 1)	1.0		3	0	0	0	0	0	0	0	0	0	0	8	10	0.00	0.000

PITCHER	IP	WLS	BF	H	R	ER	SO	BB	IBB	HBP	BLK	WP	HR	S	P	ERA	WHIP

Batter	1	2	3	4	5	6	7	8	9	AB	R	H	RBI	BB	SO	LOB
14 Austin Jackson, R (1, 8) OBP: 0.259, SLG: 0.282	B FF 90 X SI 88 1-0 26 FC3-6 1B		C SL 85 T SL 85 B FC 92 B SI 91 F SL 84 S FC 90 2-3 ② K		F CU 75 B SI 90 B SL 82 B FF 87 C FC 87 S FC 88 3-3 ② K			C FF 89 X FF 89 0-1 ① F7	C CH 83 B SI 89 B SI 87 X CH 82 2-1 20 1B 2-3 1B	3	0	1	0	0	2	0
32 Don Kelly, L (8, PH) OBP: 0.278, SLG: 0.353 (8, 8)										2	0	1	0	0	0	0
20 Scott Sizemore, R (1, 4) OBP: 0.353, SLG: 0.375	C FC 88 S SL 85 S SL 86 0-3 ① K		B FC 89 B SL 84 B FC 88 B FF 87 4-0 BB		B CU 74 S FC 88 C FF 89 B SI 91 S SL 84 2-3 ③ K			F FF 89 X SL 87 0-1 ② F8	X SI 88 0-0 1-3 3-H 1B	4	0	1	1	1	2	1
26 Brennan Boesch, L (1, 7) OBP: 0.362, SLG: 0.438	B SI 88 C SI 90 F SI 90 1 SAFE D SI 90 X CH 83 2-2 ② FC3-6 24 BB 41 1B 1-2f		F SI 89 C SI 90 1 SAFE B SI 92 1 SAFE F SL 85 B CH 81 S SL 86 2-3 ③ K			X SI 86 0-0 ① F7		C FF 90 B FF 90 S CU 73 S CU 74 1-3 K	C FF 94 B FS 86 X CU 78 1-1 ③ L4	5	0	0	0	0	2	4
24 Miguel Cabrera, R (1, 3) OBP: 0.451, SLG: 0.591	B SI 92 1 SAFE B SI 91 B SL 86 B FF 91 4-0 41 1B 1-2 BB			C SL 81 F FC 89 B CU 76 S SL 84 1-3 ① K		C FC 87 X CH 79 0-1 ② F7		B SL 86 X FF 89 1-0 ③ F8		3	0	0	0	1	1	1
41 Victor Martinez, S (1, 10) OBP: 0.316, SLG: 0.406 25 Ryan Raburn, R (9, PR) OBP: 0.277, SLG: 0.404	F SI 89 D SI 90 D SI 91 B SI 90 X FF 91 3-1 ③ 1-2 2-H 1B			B CU 73 B SL 83 B FF 89 B FF 87 4-0 30 2B 27 G5-3 BB		B CU 73 X FC 88 1-0 ③ F7			F SI 86 B CH 83 C CH 83 F SL 80 B SL 80 X CH 82 2-2 E6 13 G3-1 27 1B 15 2B	3	1	1	0	1	0	0
										0	1	0	0	0	0	0
30 Magglio Ordonez, R (1, 9) OBP: 0.245, SLG: 0.241		C SL 84 B SL 86 B FC 90 F SL 84 X FF 92 2-2 ① G6-3		D SI 88 F CH 84 S SL 83 B SL 84 F FC 88 X SL 83 2-2 1-3 2B			X FF 86 0-0 ① G6-3		F SI 88 X SI 89 0-1 ① L9	4	0	1	0	0	0	1
27 Jhonny Peralta, R (1, 6) OBP: 0.319, SLG: 0.371		C CU 75 B SL 87 F SI 90 B SL 86 C SL 85 2-3 ② K		B FC 91 X SL 84 1-0 ② G5-3 3-H			B FF 87 X FF 87 1-0 13 FC1-6 1B		C CH 82 B CH 83 B SI 88 X SI 86 2-1 13 G3-1 15 2B 1-2 1B	4	1	2	1	0	1	1
13 Alex Avila, L (1, 2) OBP: 0.330, SLG: 0.548		C FF 90 B CU 78 S SL 86 X SI 92 1-2 ③ G6-3		X SI 89 0-0 ③ F7			C FF 92 C FF 93 1 SAFE B CH 87 1 SAFE X CH 86 1-2 ② FC1-6 1-2f		F SI 88 D CH 84 X SI 87 1-1 ② G3-1 1-2 2-3	4	0	0	0	0	0	4
15 Brandon Inge, R (1, 5) OBP: 0.248, SLG: 0.298			B FF 88 C SL 82 S SL 85 C SI 90 1-3 ① K		B FC 87 B FF 86 B SL 84 C FF 87 F SL 87 T SL 81 3-2 ① K		C FF 94 F FF 93 S FF 94 0-3 ③ K		X SI 89 0-0 32 1B 20 1B 2-H 3-H 2B	4	1	1	2	0	3	1

Inning Stats	1	2	3	4	5	6	7	8	9						
	R: 0 E: 0 K: 1 S: 9	H: 2 LOB: 2 BB: 1 P: 19	R: 0 E: 0 K: 1 S: 9	H: 0 LOB: 0 BB: 0 P: 14	R: 0 E: 0 K: 3 S: 11	H: 0 LOB: 1 BB: 1 P: 20	R: 1 E: 0 K: 1 S: 9	H: 1 LOB: 1 BB: 1 P: 17	R: 0 E: 0 K: 3 S: 9	H: 0 LOB: 0 BB: 0 P: 17	R: 0 E: 0 K: 0 S: 4	H: 0 LOB: 0 BB: 0 P: 5	R: 0 E: 0 K: 1 S: 8	H: 1 LOB: 1 BB: 0 P: 10	R: 0 E: 0 K: 1 S: 8	H: 0 LOB: 1 BB: 0 P: 10	R: 3 E: 1 K: 0 S: 16	H: 4 LOB: 2 BB: 0 P: 24	1B: 6 2B: 2 3B: 0 HR: 0	SF: 0 SAC: 0 DP: 0 HBP: 0	WP: 1 PB: 0 SB: 0 CS: 0	PA: 39

PITCHER	IP	WLS	BF	H	R	ER	SO	BB	IBB	HBP	BLK	WP	HR	S	P	ERA	WHIP
51 Jesse Litsch, R (1, 1) ERA: 4.04	6.1	W	25	4	1	1	9	3	0	0	0	0	0	53	95	1.42	1.105
54 Jason Frasor, R (7, 1) ERA: 1.88	0.2	H	2	0	0	0	1	0	0	0	0	0	0	6	7	0.00	0.000
60 Jon Rauch, R (8, 1) ERA: 3.75	1.0		4	0	0	0	1	0	0	0	0	1	0	8	10	0.00	0.000
57 Shawn Camp, R (9, 1) ERA: 2.35	0.2		7	4	3	0	0	0	0	0	0	0	0	14	21	0.00	6.000
50 Frank Francisco, R (9, 1) ERA: 2.7	0.1	S	1	0	0	0	0	0	0	0	0	0	0	2	3	0.00	0.000

PITCHER	IP	WLS	BF	H	R	ER	SO	BB	IBB	HBP	BLK	WP	HR	S	P	ERA	WHIP

TOP

Detroit Tigers @ Toronto Blue Jays

Rogers Centre, Toronto, ON

Fri May 06 2011, 7:09 PM - 10:01 PM EDT

Att. 19,711 - Roof Closed - 68 F

livebaseballscorecards.com

AB	36
R	4
H	8
RBI	4
BB	3
SO	11
LOB	13

Detroit Tigers @ Toronto Blue Jays

Rogers Centre, Toronto, ON

Fri May 06 2011, 7:09 PM - 10:01 PM EDT

Att. 19,711 - Roof Closed - 68 F

BOTTOM

livebaseballscorecards.com

Batter	1	2	3	4	5	6	7	8	9	AB	R	H	RBI	BB	SO	LOB
11 Rajai Davis, R (1, 9) OBP: 0.222, SLG: 0.233	C SI 89 X CH 80 0-1 5 1B 26 1B 1B	C SL 78 X CH 82 0-1 ② G5-3		B SL 77 X CH 81 1-0 ① P5		L CH 80 F SL 77 X SL 78 0-2 ② G5-3		X SL 88 0-0 ② G3 1-2 2-3		5	1	1	0	0	0	3
16 Corey Patterson, L (1, 8) OBP: 0.315, SLG: 0.440	L FF 90 B FF 91 C FF 92 T SL 78 1-2 ① K	X FF 93 0-0 5 E 2B		S SL 78 X SL 79 0-1 5 CS 1B		S SL 78 X SI 91 0-1 ③ G4-3		B CU 77 X FF 91 1-0 2-H 3-H 2B		5	0	3	2	0	1	2
5 Yunel Escobar, R (1, 6) OBP: 0.318, SLG: 0.357	X SI 91 0-0 26 1B 20 1B 1-3 1B	X CH 82 0-0 E5 2-3		C CH 81 1 SAFE 1 SAFE D CH 82 F SI 92 1 SAFE B SL 80 B SI 92 X CH 82 3-2 ② ③ F8 1-2			C FF 94 B SL 87 F SI 93 F SI 95 B SL 87 F SL 87 B FF 94 F SL 88 X SL 87 3-2 ① G6-3	B CH 84 B SI 91 B SI 92 C FF 91 B SI 91 4-1 BB		4	1	1	0	1	0	2
26 Adam Lind, L (1, 3) OBP: 0.348, SLG: 0.524	X FF 92 0-0 20 1B 9 1B 1-2 3-H 1B	F SI 91 C SL 78 C SL 79 0-3 ③ K			X SI 90 0-0 ① F8		B SI 94 C SL 87 F SL 87 F SL 88 B SI 94 X SL 89 2-2 HR	C CU 78 F FF 92 D SL 86 D CU 79 S CU 78 2-3 ③ K		5	2	2	2	0	2	4
20 Juan Rivera, R (1, 7) OBP: 0.343, SLG: 0.330	B CH 82 S CH 79 F SI 91 F SL 79 X SI 92 1-2 9 1B 1-2 2-H 1B		B SI 92 X SI 90 1-0 9 2B 1B		B FF 90 B CH 81 F CH 81 B SI 92 S CH 82 X SI 92 3-2 1B		B SI 95 X SI 94 1-0 ② G1-3			4	1	3	1	0	0	0
9 J.P. Arencibia, R (1, 2) OBP: 0.314, SLG: 0.513	C CH 83 X SI 92 0-1 1-2 2-H 1B		F CH 80 B SI 92 1 SAFE B CH 79 X SI 91 2-1 1-H 2B		S SL 77 1 SAFE X SL 77 0-1 ② F8		B SL 89 X SL 87 1-0 ③ F8			4	0	2	2	0	0	1
10 Edwin Encarnación, R (1, 10) OBP: 0.278, SLG: 0.359	B SI 93 F SI 93 B CH 83 S CH 83 S CH 83 2-3 ② K		B SI 92 C CH 81 F CH 82 X SL 78 1-2 ① P3		B SI 90 X CH 80 1-0 ③ F8			B SL 88 F SI 94 B SL 85 C SI 94 X FF 94 2-2 11 G3 18 1B 16 2B 1B		4	1	1	0	0	1	4
18 Mike McCoy, R (1, 5) OBP: 0.295, SLG: 0.341	X SI 93 0-0 ③ F8		C CH 82 S CH 81 S CH 80 0-3 ② K			C SL 77 B FF 91 B FF 92 B CH 81 C SI 90 C SL 77 3-3 ① K		B SL 88 C FF 94 1 SAFE X FF 94 1-1 11 G3 16 2B 1-2 1B		4	1	1	0	0	2	3
6 John McDonald, R (1, 4) OBP: 0.269, SLG: 0.310		B SI 91 X SI 91 1-0 ① G6-3	C SL 80 X SI 91 0-1 ③ G1-3			B SI 92 X SI 90 1-0 2B		C SL 88 B SL 87 C SI 93 S SL 87 1-3 ① K		4	0	1	0	0	1	3
Inning Stats	R: 3 E: 0 K: 2 S: 17 H: 5 LOB: 2 BB: 0 P: 21	R: 0 E: 1 K: 1 S: 8 H: 1 LOB: 2 BB: 0 P: 9	R: 1 E: 0 K: 1 S: 11 H: 2 LOB: 1 BB: 0 P: 15	R: 0 E: 0 K: 0 S: 6 H: 1 LOB: 0 BB: 0 P: 10	R: 0 E: 0 K: 0 S: 7 H: 1 LOB: 1 BB: 0 P: 11	R: 0 E: 0 K: 1 S: 9 H: 1 LOB: 1 BB: 0 P: 13	R: 1 E: 0 K: 0 S: 12 H: 1 LOB: 0 BB: 0 P: 19	R: 2 E: 0 K: 2 S: 14 H: 3 LOB: 2 BB: 1 P: 25		1B: 10 2B: 4 3B: 0 HR: 1	SF: 0 SAC: 0 DP: 0 HBP: 0		WP: 0 PB: 0 SB: 0 CS: 1	PA: 40	

	AB	39
	R	7
	H	15
	RBI	7
	BB	1
	SO	7
	LOB	22

PITCHER		IP	WLS	BF	H	R	ER	SO	BB	IBB	HBP	BLK	WP	HR	S	P	ERA	WHIP
40 Phil Coke, L ERA: 4.75	(1, 1)	6.0	L	29	11	4	4	5	0	0	0	0	0	0	58	79	6.00	1.833
60 Brayan Villarreal, R ERA: 5.79	(7, 1)	1.2		8	3	3	3	1	0	0	0	0	0	1	21	32	16.20	1.800
36 Brad Thomas, L ERA: 10.0	(8, 1)	0.1		3	1	0	0	1	1	0	0	0	0	0	5	12	0.00	6.000

PITCHER	IP	WLS	BF	H	R	ER	SO	BB	IBB	HBP	BLK	WP	HR	S	P	ERA	WHIP

Batter	1	2	3	4	5	6	7	8	9	AB	R	H	RBI	BB	SO	LOB
14 Austin Jackson, R (1, 8) OBP: 0.271, SLG: 0.302	B X SI 91 1-0 G1-3		C FF 90 B FF 93 B SI 90 F FF 90 X SI 91 2-2 30 WP, 20 BB, 30 G6-3 1-2 2-3 1B	F FF 89 B FF 90 C X SL 81 1-2 20 1B 2B		X CH 78 0-0 1B			C FF 91 F SL 85 B FC 90 X CU 75 1-2 F7	5	1	3	0	0	0	1
20 Scott Sizemore, R (1, 4) OBP: 0.409, SLG: 0.368	B FF 91 B F C FF 91 F S 2-3 K		B CH 86 C SI 91 B SI 91 B FF 92 B FF 91 4-1 30 WP 1-2 2-3 3-H BB	C FF 89 B SL 82 X 1-1 2-3 1B		C FF 89 F CU 73 F FF 90 D SL 83 S SL 82 1-3 K			D SL 85 C FC 90 B FC 91 B SL 84 F FC 90 B FC 91 4-2 41 1B, 24 BB, 27 1B 1-2 BB	3	1	1	1	2	2	1
30 Magglio Ordonez, R (1, 9) OBP: 0.235, SLG: 0.231 57 Casper Wells, R (7, 9) OBP: 0.310, SLG: 0.368	X 0-0 G3		B FF 93 S CH 85 X CH 83 1-1 G6-3 1-2 2-H 3-H	C CU 72 B FF 89 B F B FF 89 X 3-2 L9			F FF 88 B FF 89 B FF 88 X CH 80 2-1 F9		X FF 91 0-0 F8	4 1	0 0	0 0	1 0	0 0	0 0	3 2
24 Miguel Cabrera, R (1, 3) OBP: 0.450, SLG: 0.576		X FF 91 0-0 G6-3	S FF 92 C SI 92 B FF 92 X 1-2 G5-3		B B CH 82 B SL 80 B 4-0 41 WP, 41 1B BB		X SL 81 0-0 F9		B FF 92 B CU 75 B FF 92 B FF 93 4-0 27 1B, 41 1B 1-2 2-3 BB	3	1	0	0	2	0	1
41 Victor Martinez, S (1, 10) OBP: 0.321, SLG: 0.405		B FF 90 C SI 90 B FF 92 C CH 86 F FF 94 F FF 92 B SI 93 S SI 88 3-3 K	C FF 90 B B FF 92 X FF 91 2-1 G5-3	C FF 89 B X CH 81 1-1 27 G6-4-3 1-H 1B			B EP 54 B CU 73 C CH 80 C FF 90 S SL 83 2-3 K		X FF 92 0-0 27 1B 1-2 2-3 3-H 1B	5	0	2	2	0	2	0
27 Jhonny Peralta, R (1, 6) OBP: 0.322, SLG: 0.400		C FF 92 B CU 78 F CH 86 B CU 78 X FF 92 2-2 G5-3		S SI 88 B SI 91 S CH 84 F B B X CH 85 3-2 HR	C SL 80 B SL 82 B CH 82 S CH 82 X SL 83 2-2 G6-4-3 1-2f			B FF 88 F SL 80 B FF 89 F CH 79 F SL 82 B FF 91 X CH 78 3-2 F9	C SL 85 X CU 75 0-1 1-2 2-3 3-H 1B	5	1	2	2	0	0	1
25 Ryan Raburn, R (1, 7) OBP: 0.282, SLG: 0.412			B SI 89 C FF 91 F SI 92 F CH 87 F B FF 92 B CH 84 X CH 86 3-2 15 BB, 13 BLK 1B	B FF 92 F X 1-1 13 HR 2B	B CU 70 F CH 81 B FF 89 X CH 80 2-1 P3			B CU 69 X CH 81 1-0 F8	C FC 91 T FC 90 B FC 92 S SL 80 1-3 K	5	1	2	0	0	1	3
13 Alex Avila, L (1, 2) OBP: 0.336, SLG: 0.573			F SI 90 B H CU 75 2-1 14 1B, 15 BB, 20 BB 1-2 HBP	B SI 93 S FF 91 B FF 92 F FF 91 X CH 83 2-2 2-H HR		B FF 89 B FF 88 X FF 89 2-0 F7		B CH 83 B FF 89 F CH 82 F FF 90 S SL 83 2-3 K		3	2	1	2	0	1	0
15 Brandon Inge, R (1, 5) OBP: 0.256, SLG: 0.292			B SI 90 2 SAFE B FF 90 B SI 90 B FF 90 4-0 20 BB, 14 1B, 30 WP 1-2 2-3 BB	B B FF 88 X FF 89 2-0 P3		C CU 77 B CH 82 C FF 90 S SL 82 1-3 K			B FC 89 F FC 90 C FF 93 B FF 92 B SL 86 F FF 92 B FC 89 4-2 24 BB, 20 BB, 41 1B BB	2	2	0	0	2	1	0
Inning Stats	R: 0 E: 0 K: 1 S: 6 H: 0 LOB: 0 BB: 0 P: 9	R: 0 E: 0 K: 1 S: 9 H: 0 LOB: 0 BB: 0 P: 14	R: 3 E: 0 K: 0 S: 15 H: 2 LOB: 2 BB: 1 P: 32	R: 3 E: 0 K: 0 S: 20 H: 5 LOB: 2 BB: 0 P: 35	R: 1 E: 0 K: 0 S: 7 H: 1 LOB: 0 BB: 1 P: 16	R: 0 E: 0 K: 2 S: 9 H: 1 LOB: 1 BB: 0 P: 13	R: 0 E: 0 K: 1 S: 6 H: 0 LOB: 0 BB: 0 P: 10	R: 0 E: 0 K: 1 S: 8 H: 0 LOB: 0 BB: 0 P: 14	R: 2 E: 0 K: 1 S: 15 H: 2 LOB: 3 BB: 3 P: 29	1B: 7 2B: 2 3B: 0 HR: 2 SF: 0 SAC: 0 DP: 1 HBP: 1						

PITCHER		IP	WLS	BF	H	R	ER	SO	BB	IBB	HBP	BLK	WP	HR	S	P	ERA	WHIP
24 Ricky Romero, L ERA: 4.04	(1, 1)	3.1	L	17	5	6	6	2	2	0	1	1	1	2	41	74	16.20	2.100
33 Carlos Villanueva, R ERA: 1.77	(4, 1)	4.2		18	4	1	1	4	1	0	0	0	1	0	39	69	1.93	1.071
44 Casey Janssen, R ERA: 2.03	(9, 1)	0.2		7	2	2	2	0	3	0	0	0	0	0	12	25	27.00	7.500
29 Octavio Dotel, R ERA: 3.86	(9, 1)	0.1		1	0	0	0	1	0	0	0	0	0	0	3	4	0.00	0.000

PITCHER	IP	WLS	BF	H	R	ER	SO	BB	IBB	HBP	BLK	WP	HR	S	P	ERA	WHIP

TOP

Detroit Tigers @ Toronto Blue Jays

Rogers Centre, Toronto, ON

Sat May 07 2011, 4:09 PM - 6:43 PM EDT

Att. 23,453 - Partly Cloudy - 55 F

livebaseballscorecards.com

AB	36
R	9
H	11
RBI	8
BB	6
SO	7
LOB	12

WP: 2	PA: 43																	
PB: 0																		
SB: 0																		
CS: 0																		

BOTTOM

Detroit Tigers @ Toronto Blue Jays

Rogers Centre, Toronto, ON

Sat May 07 2011, 4:09 PM - 6:43 PM EDT

Att. 23,453 - Partly Cloudy - 55 F

livebaseballscorecards.com

Batter	1	2	3	4	5	6	7	8	9	AB	R	H	RBI	BB	SO	LOB
5 Yunel Escobar, R (1, 6) OBP: 0.311, SLG: 0.347	B F X FF 95 1-1 ① G6-3			C B B C SL 85 X 2-2 ① G6-3			C SL 86 X CU 79 0-1 ① G6-3			3	0	0	0	0	0	0
16 Corey Patterson, L (1, 8) OBP: 0.304, SLG: 0.425	C FF 92 S CH 84 F B FF 96 B FF 98 S 2-3 ② K			S CH 84 F CU 79 X 0-2 ② P6			F FF 96 S FF 97 F FF 99 B CH 87 X CH 88 1-2 ② P5			3	0	0	0	0	1	0
20 Juan Rivera, R (1, 7) OBP: 0.333, SLG: 0.319	X FF 93 0-0 ③ L7			C F F B F C CU 80 1-3 ③ K			B FF 99 B SL 88 F FF 100 B FF 100 F FF 99 F FF 100 X FF 101 3-2 ③ G1-3			3	0	0	0	0	1	0
26 Adam Lind, L (1, 3) OBP: 0.343, SLG: 0.516 18 Mike McCoy, R (7, 5) OBP: 0.289, SLG: 0.333		B X 1-0 ① G4-3			B CU 76 C CU 77 B FF 96 X FF 95 2-1 ① G3			X FF 96 0-0 ① L8		2 1	0 0	0 0	0 0	0 0	0 0	0 0
9 J.P. Arencibia, R (1, 2) OBP: 0.315, SLG: 0.500		C FF 93 B SL 86 X CU 79 1-1 ② G5-3			C FF 96 S SL 85 B FF 97 B CH 87 X CH 87 2-2 ② P3			F FF 99 F CH 87 F FF 99 B CU 82 B CU 80 F SL 86 F CH 86 F FF 100 F SL 87 4-2 B SL 88 F FF 100 B FF 100 10 G6-4-3 BB		2	0	0	0	1	0	0
10 Edwin Encarnación, R (1, 5) OBP: 0.270, SLG: 0.347 (7, 3)		C FF 94 X CU 80 0-1 ③ G5-3			B FF 98 X FF 96 1-0 ③ G1-3			B SL 90 C FF 98 X CU 82 1-1 ②③ G6-4-3 1-2f		3	0	0	0	0	0	1
40 David Cooper, L (1, 10) OBP: 0.208, SLG: 0.190			B S CH 84 X FF 95 1-1 ① F8			B CH 84 B CH 85 X FF 96 2-0 ① P6			X FF 96 0-0 ① P4	3	0	0	0	0	0	0
6 John McDonald, R (1, 4) OBP: 0.259, SLG: 0.297			C FF 94 B S C 1-3 ② K			C FF 95 B SL 87 F FF 97 X CH 86 1-2 ② G2-3			B SL 87 C CU 79 X FF 98 1-1 ② G4-3	3	0	0	0	0	1	0
11 Rajai Davis, R (1, 9) OBP: 0.212, SLG: 0.222			B S SL 85 B S F F X SL 83 2-2 ③ P5			B SL 85 B FF 99 S SL 87 F FF 98 X FF 99 2-2 ③ L3			F SL 87 B SL 88 F FF 99 F FF 100 B SL 88 S SL 88 2-3 ③ K	3	0	0	0	0	1	0
Inning Stats	R: 0 E: 0 K: 1 S: 7 H: 0 LOB: 0 BB: 0 P: 10	R: 0 E: 0 K: 0 S: 5 H: 0 LOB: 0 BB: 0 P: 7	R: 0 E: 0 K: 1 S: 10 H: 0 LOB: 0 BB: 0 P: 14	R: 0 E: 0 K: 1 S: 11 H: 0 LOB: 0 BB: 0 P: 14	R: 0 E: 0 K: 0 S: 6 H: 0 LOB: 0 BB: 0 P: 11	R: 0 E: 0 K: 0 S: 7 H: 0 LOB: 0 BB: 0 P: 12	R: 0 E: 0 K: 0 S: 10 H: 0 LOB: 0 BB: 0 P: 14	R: 0 E: 0 K: 0 S: 11 H: 0 LOB: 0 BB: 1 P: 16	R: 0 E: 0 K: 1 S: 7 H: 0 LOB: 0 BB: 0 P: 10	1B: 0 2B: 0 3B: 0 HR: 0 SF: 0 SAC: 0 DP: 1 HBP: 0						

	AB	26
	R	0
	H	0
	RBI	0
	BB	1
	SO	4
	LOB	1

WP: 0 PA: 27
PB: 0
SB: 0
CS: 0

PITCHER	IP	WLS	BF	H	R	ER	SO	BB	IBB	HBP	BLK	WP	HR	S	P	ERA	WHIP
35 Justin Verlander, R (1, 1) ERA: 3.16	9.0	W	27	0	0	0	4	1	0	0	0	0	0	74	108	0.00	0.111

PITCHER	IP	WLS	BF	H	R	ER	SO	BB	IBB	HBP	BLK	WP	HR	S	P	ERA	WHIP

Batter	1	2	3	4	5	6	7	8	9	AB	R	H	RBI	BB	SO	LOB
14 Austin Jackson, R (1, 8) OBP: 0.283, SLG: 0.336	X FF 92 0-0 20 G3 20 WP 1B		B FF 91 X FF 91 1-0 ③ F8		2 SAFE X SI 90 0-0 ① FC1-5 1-2 2-3f		B FF 91 C SI 91 S SI 91 1 SAFE 1 SAFE B SI 91 X SI 91 2-2 1-H HR		B SI 92 B SI 91 F SI 91 B SI 92 X SI 92 3-1 1B	5	1	3	2	0	0	2
20 Scott Sizemore, R (1, 4) OBP: 0.370, SLG: 0.304	1 SAFE C SI 91 B FF 91 B FF 92 X FF 92 2-1 ① G3 1-3			B SI 90 F SI 90 B CH 84 B FF 91 F FF 92 B FF 92 4-2 41 2B BB	C SL 85 X CH 84 0-1 ② F9 2-3		C SI 90 X CH 83 0-1 ③ F9		1 SAFE S SI 90 B SI 92 B SI 90 1 SAFE B SI 90 1 SAFE F SI 91 F SL 83 3-3 C SI 92 ② K	4	1	0	0	1	1	4
30 Magglio Ordonez, R (1, 10) OBP: 0.235, SLG: 0.242 32 Don Kelly, L (8, PR) OBP: 0.270, SLG: 0.343 (8, 10)	B FF 91 F FF 93 B CH 85 F CH 86 X FF 92 2-2 ② G6-3			S FF 91 X FF 89 0-1 ① P4	B SI 91 B FF 91 X FF 92 2-0 ③ P3			T SI 90 F FF 90 X CU 77 0-2 24 1B 2B	B SL 82 D SI 91 1 SAFE B SI 92 C SI 91 C SI 92 S SL 84 3-3 ③ K	4 1	0 1	1 1	0 0	0 0	0 1	4 1
24 Miguel Cabrera, R (1, 3) OBP: 0.444, SLG: 0.566	X FF 92 0-0 ③ L3			B FF 90 B FF 91 S FF 92 F FF 92 F FF 92 1 SAFE X FF 91 2-2 ② P4		B FF 91 X FF 91 1-0 ① F8		B FF 93 X FF 93 1-0 27 2B 2-H 1B	4	0	1	1	0	0	2
41 Victor Martinez, S (1, 2) OBP: 0.318, SLG: 0.410		C FF 92 F SI 92 X FF 92 0-2 ① G4-3		X SI 91 0-0 27 1B 1-H 2B		B CU 79 S FF 91 C SL 85 X CU 79 1-2 ② P4		B CH 87 X FF 93 1-0 ① P5	4	1	1	1	0	0	2
27 Jhonny Peralta, R (1, 6) OBP: 0.328, SLG: 0.412		B FF 92 B FF 92 C FF 92 F FF 92 F FF 92 B FF 92 F FF 92 S FF 92 3-3 ② K		X FF 90 0-0 2-H 1B		X SI 92 0-0 ③ L8		B FF 93 B FF 94 B SL 84 C FF 93 C SL 83 X FF 94 3-2 1-3 2B	4	0	2	1	0	1	0
25 Ryan Raburn, R (1, 7) OBP: 0.273, SLG: 0.398		C SI 92 X FF 90 0-1 ③ P3		X CH 84 0-0 ③ G5-3			C FF 91 X FF 92 0-1 ① F8	C FF 94 F FF 93 T CH 87 0-2 ② K	4	0	0	0	0	1	3
57 Casper Wells, R (1, 9) OBP: 0.304, SLG: 0.357			B FF 91 X FF 90 1-0 ① P5		C FF 90 X FF 91 0-1 14 FC1-5 15 1B		F SI 91 F FF 90 B CH 84 X CH 82 1-2 ② P2	F FF 94 C FF 94 B FF 93 X FF 93 1-2 ③ G6-3		4	0	1	0	0	0	2
15 Brandon Inge, R (1, 5) OBP: 0.264, SLG: 0.300			X SI 91 0-0 ② L8		1 SAFE B CH 85 F FF 92 X FF 91 1-1 20 F9 14 FC1-5 1-2 1B		X FF 91 0-0 14 HR 1B		C SI 92 X CH 85 0-1 ① F9	4	1	2	0	0	0	0
Inning Stats	R: 0 H: 1 E: 0 LOB: 1 K: 0 BB: 0 S: 7 P: 11	R: 0 H: 0 E: 0 LOB: 0 K: 1 BB: 0 S: 10 P: 13	R: 0 H: 0 E: 0 LOB: 0 K: 0 BB: 0 S: 3 P: 5	R: 2 H: 2 E: 0 LOB: 1 K: 0 BB: 1 S: 11 P: 17	R: 0 H: 2 E: 0 LOB: 2 K: 0 BB: 0 S: 8 P: 11	R: 0 H: 0 E: 0 LOB: 0 K: 0 BB: 0 S: 5 P: 7	R: 2 H: 2 E: 0 LOB: 0 K: 0 BB: 0 S: 11 P: 14	R: 1 H: 3 E: 0 LOB: 2 K: 1 BB: 0 S: 14 P: 20	R: 0 H: 1 E: 0 LOB: 1 K: 2 BB: 0 S: 11 P: 20	1B: 7 SF: 0 2B: 3 SAC: 0 3B: 0 DP: 0 HR: 1 HBP: 0						

PITCHER		IP	WLS	BF	H	R	ER	SO	BB	IBB	HBP	BLK	WP	HR	S	P	ERA	WHIP
37 Jo-Jo Reyes, L ERA: 5.0	(1, 1)	7.0	L	30	8	5	5	1	1	0	0	0	1	1	58	81	6.43	1.286
54 Jason Frasor, R ERA: 1.76	(8, 1)	1.0		5	2	0	0	1	0	0	0	0	0	0	11	17	0.00	2.000
34 Marc Rzepczynski, L ERA: 2.3	(9, 1)	1.0		4	1	0	0	2	0	0	0	0	0	0	11	20	0.00	1.000

PITCHER	IP	WLS	BF	H	R	ER	SO	BB	IBB	HBP	BLK	WP	HR	S	P	ERA	WHIP

TOP

Detroit Tigers @ Toronto Blue Jays

Rogers Centre, Toronto, ON

Sun May 08 2011, 1:08 PM - 3:42 PM EDT

Att. 17,392 - Partly Cloudy - 52 F

livebaseballscorecards.com

AB	38
R	5
H	11
RBI	5
BB	1
SO	4
LOB	20

1B: 7 SF: 0 PA: 39
2B: 3 SAC: 0
3B: 0 DP: 0
HR: 1 HBP: 0

WP: 1
PB: 0
SB: 0
CS: 0

Batter	1	2	3	4	5	6	7	8	9	AB	R	H	RBI	BB	SO	LOB
5 Yunel Escobar, R (1, 6) OBP: 0.316, SLG: 0.352	B FF 90 B SI 90 C FF 90 X FF 91 2-1 ① G4-3		1 SAFE B SI 91 B SI 92 X SI 92 2-0 16 G4-6-3 1-2 1B		F SI 90 B FF 91 X SI 91 1-1 ③ G6-3			B FS 88 F FS 85 B FS 84 B SI 91 F SI 90 F SI 90 X SI 90 3-2 16 FC4-6 1B		4	0	2	0	0	0	0
16 Corey Patterson, L (1, 8) OBP: 0.302, SLG: 0.429	B FF 91 B SI 90 X FF 90 2-0 19 G4-3 2B		B SI 92 B SI 91 B SI 92 C SI 92 C SI 92 X FF 93 3-2 ① ② G4-6-3 1-2f 2-3			B SI 90 X SI 91 1-0 ① G4-3		D CU 78 C SI 90 X CU 78 1-1 ③ FC4-6 1-2f		4	0	1	0	0	0	3
19 José Bautista, R (1, 10) OBP: 0.521, SLG: 0.773	B SI 90 S SI 92 F SI 93 X SI 93 1-2 ② G4-3 2-3		F SI 94 B FF 94 B SI 93 B FS 87 C FS 88 X SI 93 3-2 3-H HR			B CU 78 X FS 86 1-0 ② L6			B FF 93 B FF 93 S FF 92 S FF 93 S FF 92 2-3 ① K	4	1	1	2	0	1	1
20 Juan Rivera, R (1, 7) OBP: 0.321, SLG: 0.306	B SI 92 F FF 92 B SI 92 S SI 92 X SI 93 2-2 ③ F7		C SI 92 X FS 88 0-1 ③ F7			C SI 91 B CU 79 X FS 87 1-1 ③ G5-3			S FF 92 C FF 93 B FF 94 S FF 92 1-3 ② K	4	0	0	0	0	1	1
2 Aaron Hill, R (1, 4) OBP: 0.264, SLG: 0.288		C SI 92 B SI 93 B SI 92 X SI 92 2-1 ① P3		B FF 91 B SI 92 C SI 90 F SI 92 X FS 87 2-2 ① G5-3			B FF 92 B FS 86 F SI 91 X SI 93 2-1 9 G5-4-3 1B		C FF 94 S FS 86 F FF 95 S FF 96 0-3 ③ K	4	0	1	0	0	1	0
9 J.P. Arencibia, R (1, 2) OBP: 0.304, SLG: 0.482		C SI 93 B FF 93 X SI 93 1-1 ② F8		X FF 93 0-0 ② F9			B CU 77 C SI 91 X FS 86 1-1 ① ② G5-4-3 1-2f			3	0	0	0	0	0	1
10 Edwin Encarnación, R (1, 5) OBP: 0.272, SLG: 0.357		C SI 92 F SI 93 B SI 93 B SI 92 F SI 93 X FF 94 2-2 2B		B CU 78 B CU 77 C FF 92 X SI 92 2-1 ③ G5-3			B CU 78 X SI 91 1-0 ③ G5-3			3	0	1	0	0	0	0
40 David Cooper, L (1, 3) OBP: 0.185, SLG: 0.167		C SI 93 F FF 93 B FF 93 S CU 78 1-3 ③ K2-3			C SI 90 X FF 92 0-1 ① P6			X FS 87 0-0 ① G3-1		3	0	0	0	0	1	1
11 Rajai Davis, R (1, 9) OBP: 0.217, SLG: 0.227			X SI 92 0-0 16 G4-6-3 5 1B 19 HR 1B		X SI 90 0-0 ② P4			C FS 88 F CU 75 X SI 90 0-2 ② G4-3		3	1	1	0	0	0	0
Inning Stats	R: 0 E: 0 K: 0 S: 9 H: 1 LOB: 1 BB: 0 P: 16	R: 0 E: 0 K: 1 S: 11 H: 1 LOB: 1 BB: 0 P: 17	R: 2 E: 0 K: 0 S: 10 H: 3 LOB: 0 BB: 0 P: 18	R: 0 E: 0 K: 0 S: 6 H: 0 LOB: 0 BB: 0 P: 10	R: 0 E: 0 K: 0 S: 5 H: 0 LOB: 0 BB: 0 P: 6	R: 0 E: 0 K: 0 S: 4 H: 0 LOB: 0 BB: 0 P: 7	R: 0 E: 0 K: 0 S: 5 H: 1 LOB: 0 BB: 0 P: 9	R: 0 E: 0 K: 0 S: 10 H: 1 LOB: 1 BB: 0 P: 14	R: 0 E: 0 K: 3 S: 10 H: 0 LOB: 0 BB: 0 P: 13	1B: 4 2B: 2 3B: 0 HR: 1	SF: 0 SAC: 0 DP: 2 HBP: 0		WP: 0 PB: 0 SB: 0 CS: 0	PA: 32			

PITCHER		IP	WLS	BF	H	R	ER	SO	BB	IBB	HBP	BLK	WP	HR	S	P	ERA	WHIP
31 Brad Penny, R ERA: 4.78	(1, 1)	7.2	W	28	7	2	2	1	0	0	0	0	0	1	58	94	2.35	0.913
55 Daniel Schlereth, L ERA: 2.08	(8, 1)	0.1	H	1	0	0	0	0	0	0	0	0	0	0	2	3	0.00	0.000
46 Jose Valverde, R ERA: 1.84	(9, 1)	1.0	S	3	0	0	0	3	0	0	0	0	0	0	10	13	0.00	0.000

PITCHER	IP	WLS	BF	H	R	ER	SO	BB	IBB	HBP	BLK	WP	HR	S	P	ERA	WHIP

BOTTOM

Detroit Tigers @ Toronto Blue Jays

Rogers Centre, Toronto, ON

Sun May 08 2011, 1:08 PM - 3:42 PM EDT

Att. 17,392 - Partly Cloudy - 52 F

livebaseballscorecards.com

AB	32
R	2
H	7
RBI	2
BB	0
SO	4
LOB	7

Batter	1	2	3	4	5	6	7	8	9	AB	R	H	RBI	BB	SO	LOB
14 Austin Jackson, R (1, 8) OBP: 0.278, SLG: 0.336	S SI 92 B FF 92 X SI 91 1-1 G5-3		C FF 90 B SL 87 B FF 94 C SL 87 S FF 94 2-3 K ②	C SL 78 D CH 84 X CH 83 1-1 39 2B 1-H 2-H 3-H 2B		F SI 87 X SI 87 0-1 ② G4-3 2-3	S FF 90 T FF 91 F FF 92 X SL 82 0-2 E5 1-2 2-3 3-H		C SL 86 C FF 92 B FF 91 C FC 90 1-3 ③ K	6	1	1	4	0	2	4
39 Ramon Santiago, S (1, 4) OBP: 0.320, SLG: 0.348	X FF 90 0-0 ② L9		C SI 90 F SL 87 B SL 87 T SL 88 1-2 ③ K	C CH 82 C SL 76 F CH 84 B SL 78 F SL 78 X SL 79 1-2 2-H 2B		B CH 83 X CH 82 1-0 ③ L8	B FF 91 S FF 90 F FC 91 C CU 77 1-3 ② K			5	0	1	1	0	2	4
26 Brennan Boesch, L (1, 9) OBP: 0.356, SLG: 0.422 (8, 7)	C FF 93 F SI 94 S FF 96 0-3 ③ K			K 24 BB 41 2B X CH 83 0-0 ③ G3			41 HR BB B SL 86 3-1 ③ G4-3			4	2	0	0	1	2	4
24 Miguel Cabrera, R (1, 3) OBP: 0.437, SLG: 0.548 57 Casper Wells, R (8, 9) OBP: 0.304, SLG: 0.357		B FS 89 B SL 85 S SL 86 F SI 91 B FF 95 S SL 88 3-3 ① K	F SI 90 B FF 93 B FF 92 F FF 93 1 SAFE 1 SAFE B FF 94 B SL 87 4-2 41 2B 32 1B 1-2 BB	C SI 87 B SI 86 F SL 77 X SL 78 1-2 ① F8		1 SAFE C FC 91 B FF 93 S SL 81 B FF 93 F FC 92 T FF 92 2-2 ① K	X CH 86 0-0 ① G6-3		4 0	1 0	0 0	0 0	1 0	2 0	1 0
41 Victor Martinez, S (1, 10) OBP: 0.344, SLG: 0.488		C KC 81 X FF 92 0-1 ② P2	B KC 81 C FF 89 C FF 92 B FF 95 X SL 87 2-2 32 1B 14 2B 1-3 2-H 2B	B SI 85 X SI 86 1-0 32 G3 2B		B FF 90 X FF 91 1-0 1-H HR	C FF 90 B SL 86 B CU 73 B CH 84 B FF 88 4-1 15 G6-4-3 BB		4	2	3	3	1	0	0
32 Don Kelly, L (1, 5) OBP: 0.317, SLG: 0.368 15 Brandon Inge, R (7, PR) OBP: 0.262, SLG: 0.297 (7, 5)		B FF 91 F FS 88 B FF 92 B FF 92 X FF 92 3-1 27 S 1B	F FF 93 B FF 92 X FS 89 1-1 13 BB 14 2B 2-3 3-H 1B	X CH 82 0-0 ② G3 2-3		B FF 92 H SL 83 2-0 13 BB 27 1B 25 1B HBP	S SL 86 B FF 90 X SL 86 1-1 ②③ G6-4-3 1-2f		3 1	1 1	2 0	1 0	0 0	0 0	1 1
27 Jhonny Peralta, R (1, 6) OBP: 0.338, SLG: 0.415	C SL 86 B SL 86 B SI 92 B FF 94 B SL 87 4-1 1-2 BB		B SI 90 S SI 89 B SL 85 B SL 85 F FF 92 F FF 94 X FF 93 3-2 ① L6	C SL 78 B SI 87 C CH 84 F SL 79 S SL 78 1-3 ③ K		F FF 92 B FC 90 X FC 90 1-1 25 1B 13 BB 14 E 1-2 1B		B SI 92 B FF 90 X FF 91 2-0 1B	4	1	2	0	1	1	3
13 Alex Avila, L (1, 2) OBP: 0.348, SLG: 0.576	S FF 94 F SI 93 S FF 95 0-3 ③ K		B FF 90 1 SAFE B FS 89 C FF 90 B FF 91 B SI 90 4-1 14 2B 1-2 BB	X SI 86 0-0 14 G4-3 2B		B FC 91 B CU 76 B FF 91 C FC 91 B FF 89 4-1 14 E 25 1B 1-2 2-3 BB		C FC 89 B SI 91 X FF 91 1-1 ① P5	3	1	1	0	2	1	3
25 Ryan Raburn, R (1, 7) OBP: 0.271, SLG: 0.390 (8, 3)			B SL 83 B FF 91 X FF 92 2-0 ① F8	C SI 86 F CH 81 S SL 79 0-3 ② K		C SL 78 B SI 88 B SI 88 F CH 83 F SL 78 X SL 78 2-2 ① P4	B FF 91 S FF 90 X FF 89 1-1 14 E 1-2 2-3 3-H 1B		X FF 90 0-0 ② P4	5	0	1	1	0	1	5
Inning Stats	R: 0 E: 0 K: 1 S: 6 H: 0 LOB: 0 BB: 0 P: 7	R: 0 E: 0 K: 2 S: 11 H: 1 LOB: 2 BB: 1 P: 21	R: 0 E: 0 K: 2 S: 7 H: 0 LOB: 0 BB: 0 P: 12	R: 6 E: 0 K: 2 S: 26 H: 4 LOB: 1 BB: 2 P: 44	R: 0 E: 0 K: 1 S: 9 H: 1 LOB: 1 BB: 0 P: 12	R: 0 E: 0 K: 0 S: 8 H: 1 LOB: 1 BB: 0 P: 11	R: 4 E: 1 K: 2 S: 23 H: 3 LOB: 3 BB: 2 P: 42	R: 0 E: 0 K: 0 S: 4 H: 0 LOB: 0 BB: 1 P: 9	R: 0 E: 0 K: 1 S: 7 H: 1 LOB: 1 BB: 0 P: 11	1B: 5 2B: 5 3B: 0 HR: 1 SF: 0 SAC: 0 DP: 1 HBP: 1						

TOP

Detroit Tigers @ Toronto Blue Jays

Rogers Centre, Toronto, ON

Mon May 09 2011, 7:11 PM - 10:36 PM EDT

Att. 11,785 - Clear - 55 F

livebaseballscorecards.com

AB	39
R	10
H	11
RBI	10
BB	6
SO	11
LOB	26

PITCHER		IP	WLS	BF	H	R	ER	SO	BB	IBB	HBP	BLK	WP	HR	S	P	ERA	WHIP
23 Brandon Morrow, R ERA: 4.71	(1, 1)	3.1	L	17	3	5	5	6	3	0	0	0	1	0	39	71	13.50	1.800
57 Shawn Camp, R ERA: 2.5	(4, 1)	2.2		12	4	1	1	2	0	0	0	0	0	0	28	36	3.38	1.500
29 Octavio Dotel, R ERA: 7.2	(7, 1)	0.2		9	3	4	4	2	2	0	1	0	0	1	21	37	54.00	7.500
60 Jon Rauch, R ERA: 3.38	(7, 1)	1.1		4	0	0	0	0	1	0	0	0	0	0	6	14	0.00	0.750
44 Casey Janssen, R ERA: 1.88	(9, 1)	1.0		4	1	0	0	1	0	0	0	0	0	0	7	11	0.00	1.000

PITCHER	IP	WLS	BF	H	R	ER	SO	BB	IBB	HBP	BLK	WP	HR	S	P	ERA	WHIP

WP: 1 PA: 46
PB: 0
SB: 1
CS: 0

BOTTOM

Detroit Tigers @ Toronto Blue Jays

Rogers Centre, Toronto, ON

Mon May 09 2011, 7:11 PM - 10:36 PM EDT

Att. 11,785 - Clear - 55 F

livebaseballscorecards.com

Batter	1	2	3	4	5	6	7	8	9	AB	R	H	RBI	BB	SO	LOB
5 Yunel Escobar, R (1, 6) OBP: 0.333, SLG: 0.384	C FF 91 S SL 80 B FF 92 X FF 95 1-2 16 FC5-4 1B		B SL 81 X FF 91 1-0 HR		L SI 92 B SL 82 F SL 79 B SL 81 B CH 81 F FF 92 B FF 92 4-2 16 FC3-6 BB		C SL 85 B SL 86 F SL 85 F SL 84 C SL 84 1-3 ① K		B FF 94 B FF 93 B FF 94 B FF 94 4-0 1-2 2-3 16 2B BB	3	1	2	1	2	1	1
16 Corey Patterson, L (1, 8) OBP: 0.297, SLG: 0.427	C FF 93 S CH 81 X FF 96 0-2 ① FC5-4 1-2f 19 2B		C FF 92 B FF 92 S FF 93 B SL 84 S CH 83 2-3 ① K		B CH 79 F CH 82 X FF 91 1-1 ① FC3-6 1-2f 19 S		B SI 94 B SL 85 C SL 86 S SL 85 S SL 86 2-3 ② K		B SL 86 C FF 95 T SL 86 X SL 87 1-2 ① 19 F9 1-H 2-H 3-H 10 1B 2B	5	2	1	2	0	2	3
19 José Bautista, R (1, 9) OBP: 0.524, SLG: 0.772	C FF 93 B FF 94 X FF 94 1-1 1-H 2B		S FF 95 B SL 82 F SL 81 X FF 94 1-2 1B		S FF 92 S SL 82 D SL 82 1 SAFE B FF 92 B CH 82 B SL 80 4-2 1-2 BB		B SI 95 B SL 85 B SL 84 C SL 86 X SL 85 3-1 ③ FC5-4 1-2f		C FF 94 D SL 88 X FF 95 1-1 ② F9 2-3	4	0	2	1	1	0	2
10 Edwin Encarnación, R (1, 5) OBP: 0.269, SLG: 0.350	C SL 82 S SL 82 D SL 82 B FF 94 B SL 81 X CH 82 3-2 ② F9		B SL 78 S FF 93 B FF 92 1 SAFE F FF 91 F CH 81 X SL 79 2-2 ② P4		S FF 93 C FF 94 B FF 92 S FF 95 1-3 ② K			B SI 92 X SI 93 1-0 ① F8	X FF 94 0-0 20 WP 2 HBP 3-H 1B	5	0	1	1	0	1	4
2 Aaron Hill, R (1, 4) OBP: 0.273, SLG: 0.286	C FF 94 C SL 81 F FF 96 B CH 83 B CH 82 C SL 82 2-3 ③ K		F FF 91 X SL 78 0-1 ③ F7		B SL 81 X FF 92 1-0 ③ F8			B FF 93 C FF 92 S SL 89 X SL 90 1-2 20 FC1-6 1B	B SL 87 C SL 86 D SL 87 H FF 94 3-1 1-2 20 WP HBP	4	0	1	0	0	1	4
20 Juan Rivera, R (1, 7) OBP: 0.316, SLG: 0.301		C FF 91 F CH 80 F FF 91 B SL 82 X SL 82 1-2 ① F9		B FF 90 X FF 91 1-0 9 FC5-4 1B		S SL 86 S SL 86 S SI 95 0-3 ① K		C SI 92 F CH 81 F CH 81 B FF 93 F FF 92 F CH 81 B CH 80 F FF 93 X SL 90 2-2 ② FC1-6 1-2f	C FS 84 B FS 83 B SI 93 F FF 95 F FF 95 B FF 96 X FF 96 3-2 ③ G6-3 1-2 2-3	5	0	1	0	0	1	3
9 J.P. Arencibia, R (1, 10) OBP: 0.302, SLG: 0.466		B FF 92 B SL 81 B FF 94 C FF 93 F FF 92 F CH 84 B CH 83 4-2 BB		B SL 79 B FF 89 S FF 91 T FF 90 X SL 80 2-2 ① FC5-4 40 G1-3 1-2f		C SL 86 B FF 94 X SL 86 1-1 ② G5-3		F SL 88 S CH 82 S CH 83 0-3 ③ K		3	0	0	0	1	1	2
40 David Cooper, L (1, 3) OBP: 0.194, SLG: 0.148		B FF 93 F FF 92 X CH 81 1-1 ② P4		S CH 79 C FF 94 X CH 79 0-2 ② G1-3 1-2		B FF 94 B SL 86 B SL 84 C SI 94 S SL 84 S SL 85 3-3 ③ K2-3			B FF 95 C FF 94 B CH 86 B FF 93 B FF 93 4-1 5 BB 8 BB 16 2B BB	3	1	0	0	1	1	2
8 José Molina, R (1, 2) OBP: 0.327, SLG: 0.409		B FF 93 S FF 91 S FF 93 S FF 94 1-3 ③ K		B FF 91 C SL 78 D SL 80 F FF 92 C FF 93 2-3 ③ K			C SL 86 B SL 85 B SI 93 B SL 86 C SL 86 B SL 86 4-2 19 FC5-4 BB		B FF 94 B FF 93 B FF 94 B FF 94 4-0 5 BB 16 2B 1-2 BB	2	1	0	0	2	2	2
Inning Stats	R: 1 E: 0 K: 1 S: 15 H: 2 LOB: 1 BB: 0 P: 22	R: 0 E: 0 K: 1 S: 12 H: 0 LOB: 1 BB: 1 P: 19	R: 1 E: 0 K: 1 S: 13 H: 2 LOB: 1 BB: 0 P: 19	R: 0 E: 0 K: 1 S: 10 H: 1 LOB: 1 BB: 0 P: 15	R: 0 E: 0 K: 1 S: 11 H: 0 LOB: 2 BB: 2 P: 22	R: 0 E: 0 K: 2 S: 8 H: 0 LOB: 0 BB: 0 P: 12	R: 0 E: 0 K: 2 S: 11 H: 0 LOB: 1 BB: 1 P: 21	R: 0 E: 0 K: 1 S: 14 H: 1 LOB: 1 BB: 0 P: 18	R: 3 E: 0 K: 0 S: 12 H: 2 LOB: 2 BB: 3 P: 32	1B: 5 2B: 2 3B: 0 HR: 1 SF: 0 SAC: 0 DP: 0 HBP: 1						

AB	34
R	5
H	8
RBI	5
BB	7
SO	10
LOB	23

WP: 1 PA: 42
PB: 0
SB: 1
CS: 0

PITCHER		IP	WLS	BF	H	R	ER	SO	BB	IBB	HBP	BLK	WP	HR	S	P	ERA	WHIP
37 Max Scherzer, R ERA: 3.2	(1, 1)	5.0	W	23	5	2	2	5	3	0	0	0	0	1	61	97	3.60	1.600
62 Al Alburquerque, R ERA: 1.46	(6, 1)	2.0		7	0	0	0	4	1	0	0	0	0	0	19	33	0.00	0.500
53 Joaquín Benoit, R ERA: 7.5	(8, 1)	1.0		4	1	0	0	1	0	0	0	0	0	0	14	18	0.00	1.000
45 Ryan Perry, R ERA: 9.0	(9, 1)	0.2		7	2	3	3	0	3	0	1	0	0	0	8	25	40.50	7.500
46 Jose Valverde, R ERA: 1.8	(9, 1)	0.1		1	0	0	0	0	0	0	0	0	1	0	4	7	0.00	0.000

PITCHER	IP	WLS	BF	H	R	ER	SO	BB	IBB	HBP	BLK	WP	HR	S	P	ERA	WHIP

Batter	1	2	3	4	5	6	7	8	9	10	AB	R	H	RBI	BB	SO	LOB
2 Jacoby Ellsbury, L (1, 8) OBP: 0.351, SLG: 0.464	B FF 94 B SI 95 B FF 95 C SI 94 S FF 95 X FF 96 3-2 28 K 15 S 1B	C FF 94 B SI 93 X FF 94 1-1 F8 ③		X SI 93 0-0 1-2 2-H 1B ③		C CH 87 C FF 94 F FF 93 S FF 94 0-3 K ③		B SL 84 X SL 84 1-0 15 FC5 1-2 1B		C CU 70 B FF 89 B FF 90 X CH 81 2-1 G3-1 ②	6	0	3	0	0	1	2
15 Dustin Pedroia, R (1, 4) OBP: 0.364, SLG: 0.326	C SI 94 1 SAFE B FF 95 1 SAFE S CH 85 D CU 83 F FF 95 B CH 86 D FF 94 4-2 20 S 1-2 BB		B FF 91 F FF 94 B FC 92 B FF 95 F FF 95 X FF 95 3-2 L9 ①		C FF 91 B FC 89 F FF 93 B CH 85 F FF 93 B CH 87 B FF 94 4-2 28 HR BB		C FF 91 B CH 87 X FF 92 1-1 20 FC5-4 28 CS 1B	C SL 85 F SL 86 D CU 73 B SL 85 X FF 89 2-2 FC5 1-2 2-3f ③		B FF 89 C SL 79 B FF 89 S CH 82 F CU 76 X SL 82 2-2 1B	4	1	2	0	2	0	2
28 Adrián González, L (1, 3) OBP: 0.375, SLG: 0.541	C SI 95 S FF 95 B FF 92 2 SAFE S CH 87 1-3 K ①② 2-3		B FF 94 B FF 94 S CH 87 B FF 95 F SI 94 S CH 87 3-3 K ②		B SI 92 X SI 93 1-0 1-H HR		C SL 82 B SL 82 C SI 92 F SL 85 1 SAFE B SL 85 F SI 93 D SI 92 X SL 84 3-2 20 FC5-4 1-2 1B		B FF 95 X FF 94 1-0 HR	B CU 75 X CH 81 1-0 F7 ③	6	2	3	3	0	2	3
20 Kevin Youkilis, R (1, 5) OBP: 0.391, SLG: 0.459	B FF 95 B FC 92 S SI 95 F SI 95 D CU 83 S SI 95 3-3 K ③ 1-2		C CU 80 X SI 91 0-1 G5-3 ③		C CU 80 B CU 82 B FC 90 X FF 93 2-1 F8 ①		C SI 92 F SI 92 F SI 93 B SI 92 X SL 84 1-2 FC5-4 ① 34 G1-6-3 1-2f 2-3		B FF 96 C FS 86 B CU 78 F FS 85 S FF 95 2-3 K ①		5	0	0	0	0	2	3
34 David Ortiz, L (1, 10) OBP: 0.376, SLG: 0.472		B SI 94 B CH 88 B FF 95 C FF 95 C FF 96 X FF 96 3-2 7 1B 13 1B 2B		F FC 89 X FC 91 0-1 HR	B SI 92 X FF 94 1-0 7 FC6-4 1B		F SI 91 X SL 85 0-1 G1-6-3 ②③ 1-2f		S FF 95 X CU 79 0-1 G6-3 ②		5	2	3	1	0	0	2
7 J.D. Drew, L (1, 9) OBP: 0.351, SLG: 0.361		B SI 94 X SI 94 1-0 13 1B 2-3 1B		B SI 95 C FF 94 B CH 87 B SI 94 C SI 94 X SI 94 3-2 P5 ①	S CH 86 B SI 93 F SI 92 B FC 90 X CH 87 2-2 FC6-4 ② 1-2f			C SI 90 B SI 90 C SL 83 S SL 84 1-3 K ①	X FS 85 0-0 76 WP 1B		5	0	2	0	0	1	1
12 Jed Lowrie, S (1, 6) OBP: 0.360, SLG: 0.505 76 Jose Iglesias, R (8, PR) (8, 6)	B SI 94 C FF 95 B SI 93 B FF 95 F FF 94 T SI 95 3-2 K ①			B SI 95 F SI 94 B FC 92 T CH 87 X FC 90 2-2 G6-3 ②	S FF 92 S SI 92 X CH 86 0-2 F9 ③			F SI 91 X SI 92 0-1 13 G3-1 39 1B 2B	F FF 95 F FF 94 F FF 95 S CU 80 0-3 K 1-2		4 1	0 1	1 1	0 0	0 0	1 1	3 1
13 Carl Crawford, L (1, 7) OBP: 0.248, SLG: 0.297	B CH 88 1 SAFE 1 SAFE F SI 94 F CH 87 X CU 83 1-2 3-H 1B			B FF 94 B CH 88 B SI 93 C FF 92 X SI 93 3-1 E3 39 BB 2 1B		C FF 93 C FF 94 T FF 94 0-2 K ①		C SI 92 X SI 91 0-1 G3-1 ② 2-3	B CU 80 C FS 85 F CU 80 S FF 96 1-3 K ③		5	0	1	1	0	2	3
39 Jarrod Saltalamacchia, S (1, 2) OBP: 0.260, SLG: 0.278 54 Darnell McDonald, R (8, PR) OBP: 0.227, SLG: 0.300 33 Jason Varitek, S (8, 2) OBP: 0.241, SLG: 0.212	S FF 94 S SI 94 B SI 94 S CH 87 1-3 K ②			B CH 85 1 SAFE D SI 93 B SI 94 C FF 94 B FF 94 4-1 2 1B 1-2 BB		B FF 94 C FF 94 B FF 94 F FF 94 B FF 94 C FF 94 3-3 K ②		X SI 92 0-0 15 FC5 2 1B 3-H 1B		B FF 88 S CH 78 C FF 89 X SL 82 1-2 F7 ①	3 0 1	0 0 0	1 0 0	1 0 0	1 0 0	2 0 0	2 0 0
Inning Stats	R: 0 E: 0 K: 2 S: 12 H: 1 LOB: 1 BB: 1 P: 23	R: 1 E: 0 K: 2 S: 15 H: 3 LOB: 2 BB: 0 P: 25	R: 0 E: 0 K: 1 S: 8 H: 0 LOB: 0 BB: 0 P: 14	R: 1 E: 1 K: 0 S: 12 H: 2 LOB: 2 BB: 1 P: 24	R: 2 E: 0 K: 0 S: 13 H: 2 LOB: 1 BB: 1 P: 23	R: 0 E: 0 K: 3 S: 10 H: 0 LOB: 0 BB: 0 P: 13	R: 0 E: 0 K: 0 S: 13 H: 2 LOB: 1 BB: 0 P: 18	R: 1 E: 0 K: 1 S: 12 H: 3 LOB: 2 BB: 0 P: 16	R: 1 E: 0 K: 3 S: 14 H: 2 LOB: 2 BB: 0 P: 18	R: 0 E: 0 K: 0 S: 10 H: 1 LOB: 1 BB: 0 P: 16	1B: 11 2B: 2 3B: 0 HR: 3	SF: 0 SAC: 0 DP: 1 HBP: 0					

PITCHER		IP	WLS	BF	H	R	ER	SO	BB	IBB	HBP	BLK	WP	HR	S	P	ERA	WHIP
4 Kyle Drabek, R ERA: 4.81	(1, 1)	5.0		25	8	4	4	5	3	0	0	0	0	2	60	109	7.20	2.200
54 Jason Frasor, R ERA: 1.65	(6, 1)	1.0		4	1	0	0	3	0	0	0	0	0	0	12	16	0.00	1.000
34 Marc Rzepczynski, L ERA: 2.6	(7, 1)	1.2	B	8	4	1	1	1	0	0	0	0	0	0	20	26	5.40	2.400
60 Jon Rauch, R ERA: 3.29	(8, 1)	0.1		1	0	0	0	0	0	0	0	0	0	0	3	5	0.00	0.000
50 Frank Francisco, R ERA: 3.52	(9, 1)	1.0	B	6	2	1	1	3	0	0	0	0	1	1	14	18	9.00	2.000

PITCHER		IP	WLS	BF	H	R	ER	SO	BB	IBB	HBP	BLK	WP	HR	S	P	ERA	WHIP
33 Carlos Villanueva, R ERA: 1.69	(10, 1)	1.0	W	4	1	0	0	0	0	0	0	0	0	0	10	16	0.00	1.000

TOP

Boston Red Sox @ Toronto Blue Jays

Rogers Centre, Toronto, ON

Tue May 10 2011, 7:09 PM - 11:01 PM EDT

Att. 17,820 - Roof Closed - 68 F

livebaseballscorecards.com

AB	45
R	6
H	16
RBI	6
BB	3
SO	12
LOB	22

WP: 1		PA:	48
PB: 0			
SB: 2			
CS: 1			

Boston Red Sox @ Toronto Blue Jays

Rogers Centre, Toronto, ON

Tue May 10 2011, 7:09 PM - 11:01 PM EDT

Att. 17,820 - Roof Closed - 68 F

livebaseballscorecards.com

Batter	1	2	3	4	5	6	7	8	9	10	AB	R	H	RBI	BB	SO	LOB
5 Yunel Escobar, R (1, 6) OBP: 0.345, SLG: 0.386	C FF 91 S FC 89 B CU 75 B FF 94 B FF 93 B FF 92 4-2 19 BB 16 1B 10 BB BB	B CU 76 C CU 74 F FF 94 S FC 89 1-3 K ③		B FC 90 B CU 74 B FF 94 C FF 91 X SI 90 3-1 ② 3-H 1B		H FF 91 1-0 19 FC6-4 1-2 HBP		C FF 97 B FF 100 B FF 98 B FF 99 C FF 99 F FF 98 X FF 98 3-2 HR		1 SAFE P PO 85 C SL 86 C SI 95 F SL 87 X SI 95 1-2 ② SF8 1-H	2	1	1	0	1	1	0
40 David Cooper, L (6, PR) OBP: 0.212, SLG: 0.286 (7, 3)											1	1	1	2	0	0	0
16 Corey Patterson, L (1, 7) OBP: 0.302, SLG: 0.426	X FC 89 0-0 10 BB 19 BB 2 FC6-4 1-2 1B		C FF 92 X SI 90 0-1 10 2B 1B	F SI 88 F SI 89 B FF 91 F SI 91 1 SAFE S FC 90 1-3 K ③		B CU 74 S CU 75 X CU 74 1-1 ② F8 2-3		S CH 90 B SI 100 S FF 97 S CH 92 1-3 K ①			5	1	2	0	0	2	3
19 José Bautista, R (1, 9) OBP: 0.519, SLG: 0.781	B SI 93 B CU 75 B CH 84 B FF 93 4-0 2 FC6-4 10 BB 20 FC3-6 1-2 2-3 BB		1 SAFE 1 SAFE C SI 90 F SI 92 S FF 92 0-3 ① K		C SI 92 S CU 75 B FF 94 F FC 90 B CU 77 F FF 93 F FC 89 X CU 75 2-2 HR	F SI 91 B CU 75 X CU 74 1-1 ③ FC6-4 1-2f		C SI 98 C SL 85 X SL 87 0-2 ② F9			4	2	1	1	1	1	3
10 Edwin Encarnación, R (1, 3) OBP: 0.274, SLG: 0.355 (7, 5)	S CH 85 B FC 90 B FC 91 B FF 93 B FF 93 4-1 2 FC6-4 1-2 2-3 3-H BB		B FF 94 C CH 85 X CH 85 1-1 1-3 2B		C CH 84 X SI 94 0-1 ① G6-3		C SI 89 C CU 75 X CU 76 0-2 ① L5	F SI 98 F SL 86 F FF 97 X FF 97 0-2 ③ P5			4	0	1	1	1	0	0
2 Aaron Hill, R (1, 4) OBP: 0.256, SLG: 0.267	S SI 93 X SI 94 0-1 ① FC6-4 20 FC3-6 1-2f 2-3 3-H		C CU 75 F FC 91 X FF 94 0-2 ② P6		B FF 93 S CH 86 F FC 91 B FC 89 X CH 87 2-2 ② G6-3		B CU 74 B SI 90 C SI 91 S CU 74 B CU 74 S CU 75 3-3 ② K		C SI 93 X SI 92 0-1 ① G6-3		5	0	0	1	0	1	4
20 Juan Rivera, R (1, 10) OBP: 0.320, SLG: 0.292	B SI 94 X CH 86 1-0 ② FC3-6 1-2f 3-H		C SI 94 S FF 92 B FF 95 B FF 95 D FC 91 B CH 83 4-2 BB		B FF 94 F FF 92 B CU 76 X CH 86 2-1 ③ F7		F FF 93 B FF 93 H CH 83 2-1 6 BB 9 BB HBP		B SI 93 B SL 87 F SI 94 C SI 94 B SL 88 X SI 94 3-2 ② G5-3		3	0	0	1	1	0	1
9 J.P. Arencibia, R (1, 2) OBP: 0.307, SLG: 0.489	1 SAFE C FF 94 F FC 90 1 SAFE B CU 78 B FF 94 S FC 88 2-3 ③ K		B FC 91 C CH 83 B CH 84 F FF 93 X FF 93 2-2 ③ G3			F FF 92 B CH 85 S FC 90 X CU 76 1-2 HR	B FF 91 B SI 93 C SI 92 1 SAFE B CU 82 B FS 90 4-1 6 BB 1-2 BB		B SL 87 B SL 88 C SL 88 F SI 94 C SI 94 2-3 ③ K		4	1	1	1	1	2	4
6 John McDonald, R (1, 5) OBP: 0.267, SLG: 0.286 (7, 6)		C CU 73 B CH 85 F SI 90 B CU 76 B FC 89 X FF 92 3-2 ① F7		C FF 92 X CH 86 0-1 ① F8		C FF 93 B SI 92 B SI 92 B FF 93 B FF 92 4-1 16 F8 5 HBP BB	C FF 92 B FC 90 B SI 92 F FF 92 F FF 91 B CU 82 4-2 1-2 2-3 BB			C SI 93 F SL 88 C SI 92 0-3 ① K	3	0	0	0	2	1	0
11 Rajai Davis, R (1, 8) OBP: 0.230, SLG: 0.268		C FF 94 B CU 77 X SI 93 1-1 ② F9		B CU 74 S CU 74 C CU 76 F FC 89 X CU 76 1-2 5 CS 3B		L FC 90 1 SAFE L FC 90 F FC 91 F CU 76 1 SAFE B FF 91 B CH 83 F CH 83 2-3 S CH 84 ① K	C CU 81 X SI 92 0-1 ③ L9			S SL 86 B SI 94 B SI 94 B SL 87 C SI 94 X SI 94 3-2 40 S 40 SF8 1B	5	1	2	0	0	1	4
Inning Stats	R: 3 H: 1 E: 0 LOB: 1 K: 1 BB: 3 S: 10 P: 25	R: 0 H: 0 E: 0 LOB: 0 K: 1 BB: 0 S: 8 P: 13	R: 0 H: 2 E: 0 LOB: 3 K: 1 BB: 1 S: 15 P: 22	R: 0 H: 2 E: 0 LOB: 1 K: 1 BB: 0 S: 12 P: 17	R: 1 H: 1 E: 0 LOB: 0 K: 0 BB: 0 S: 13 P: 19	R: 1 H: 1 E: 0 LOB: 2 K: 1 BB: 1 S: 14 P: 24	R: 0 H: 0 E: 0 LOB: 3 K: 1 BB: 2 S: 13 P: 26	R: 1 H: 1 E: 0 LOB: 0 K: 1 BB: 0 S: 14 P: 18	R: 0 H: 0 E: 0 LOB: 0 K: 1 BB: 0 S: 8 P: 13	R: 1 H: 1 E: 0 LOB: 0 K: 1 BB: 0 S: 11 P: 14	1B: 4 SF: 1 2B: 1 SAC: 0 3B: 1 DP: 0 HR: 3 HBP: 2						

BOTTOM	
AB	36
R	7
H	9
RBI	7
BB	7
SO	9
LOB	19

WP: 0 PA: 46
PB: 0
SB: 2
CS: 1

PITCHER		IP	WLS	BF	H	R	ER	SO	BB	IBB	HBP	BLK	WP	HR	S	P	ERA	WHIP
31 Jon Lester, L ERA: 2.96	(1, 1)	5.1		28	7	5	5	5	5	0	1	0	0	2	68	114	8.44	2.250
53 Rich Hill, L ERA:	(6, 1)	1.1		4	0	0	0	1	0	0	0	0	0	0	10	15	0.00	0.000
91 Alfredo Aceves, R ERA: 2.63	(7, 1)	0.1		4	0	0	0	0	2	0	1	0	0	0	7	17	0.00	6.000
51 Daniel Bard, R ERA: 2.89	(8, 1)	1.0		4	1	1	1	1	0	0	0	0	0	1	14	18	9.00	1.000
32 Matt Albers, R ERA: 1.88	(9, 1)	1.2	L	6	1	1	1	2	0	0	0	0	0	0	19	27	5.40	0.600

PITCHER	IP	WLS	BF	H	R	ER	SO	BB	IBB	HBP	BLK	WP	HR	S	P	ERA	WHIP

Batter	1	2	3	4	5	6	7	8	9	AB	R	H	RBI	BB	SO	LOB
2 Jacoby Ellsbury, L (1, 8) OBP: 0.342, SLG: 0.451	B SI 89 B FC 89 C FC 88 F SL 84 F SL 86 B CH 83 F FF 91 X FC 90 3-2 G3-1 ①		B SI 89 X SI 89 1-0 G6-3 ②		B CH 81 B FC 90 1 SAFE 1 SAFE B CH 81 C FC 90 C FC 89 F SI 91 F SI 92 3-2 F FC 92 X CH 82 G6-3 ③			C FF 88 B FF 88 B SL 85 F CH 82 F FF 90 X CU 73 2-2 G1-3 ①		4	0	0	0	0	0	2
15 Dustin Pedroia, R (1, 4) OBP: 0.355, SLG: 0.317	C FF 90 B SI 90 F SI 90 F SI 90 B SL 86 S CH 83 2-3 K ②		B SI 90 X SI 89 1-0 G5-3 ③			C SL 83 B CU 76 S CH 80 F CH 81 C SI 91 1-3 K ①		C FF 90 C CH 83 X CU 72 0-2 G4-3 ②		4	0	0	0	0	2	0
28 Adrián González, L (1, 3) OBP: 0.378, SLG: 0.566	B SI 90 C SL 86 X SL 86 1-1 20 1B 2B			B SI 88 C SI 88 B SI 88 F FC 89 F SI 90 S SI 90 2-3 K ①		F FC 89 B SI 90 S CH 81 B SL 85 F SL 86 F FC 90 B SL 86 X CH 82 3-2 HR		X FF 90 0-0 F8 ③		4	2	2	1	0	1	0
20 Kevin Youkilis, R (1, 5) OBP: 0.394, SLG: 0.455	C SL 86 X SI 91 0-1 2-H 1B			B CU 74 X FF 90 1-0 P6 ②		C SL 85 X FF 89 0-1 G5-3 ②			B FF 93 B FF 92 B FF 93 C FF 94 B FF 94 4-1 34 G6-5-3 BB	3	0	1	1	1	0	0
34 David Ortiz, L (1, 10) OBP: 0.372, SLG: 0.488	B FC 92 B FF 90 X FC 91 2-0 F8 ③			B SI 90 F SI 90 B FC 90 B FC 89 C CH 80 F CH 83 X SI 88 3-2 P4 ③		F SI 89 F SI 89 B CU 78 F FC 90 X SI 90 1-2 HR			B FS 85 X FF 94 1-0 G6-5-3 ① ② 1-2f	4	1	1	1	0	0	2
7 J.D. Drew, L (1, 9) OBP: 0.364, SLG: 0.364		C SI 88 X CH 82 0-1 39 G4-6-3 1B			B SI 88 B SL 84 B FF 88 B FC 88 4-0 76 FC5-4 13 1B BB	C FF 89 C FF 91 B FC 91 B FC 89 B SI 92 F FC 90 X FF 90 3-2 F8 ③			B FF 93 B FF 93 B FF 95 C FF 95 C FF 94 B FF 95 4-2 13 DI BB	2	0	1	0	2	0	0
13 Carl Crawford, L (1, 7) OBP: 0.255, SLG: 0.303		B SI 89 1 SAFE 1 SAFE F FC 88 B SI 88 S CH 81 X CH 81 2-2 P4 ①			B CH 81 C FF 89 X SI 88 1-1 76 FC5-4 1-2 1B	B FC 90 C FC 90 X FC 90 1-1 39 CS 1B			C FF 95 B FS 85 X FS 85 1-1 G4-3 ③ 1-2	4	0	2	0	0	0	2
39 Jarrod Saltalamacchia, S (1, 2) OBP: 0.250, SLG: 0.267		B CH 81 B SI 88 1 SAFE S CH 82 F FC 90 B FC 90 F CH 82 F CH 82 F FF 90 3-2 1 SAFE X SI 89 G4-6-3 ② ③ 1-2f			B SI 89 C FF 88 C FF 90 S FC 92 1-3 K ①	1 SAFE P PO 85 1 SAFE F FF 89 F FC 90 F CU 75 1 SAFE P PO 87 2-3 C FF 90 K ① ② 1-2				3	0	0	0	0	2	4
76 Jose Iglesias, R (1, 6)			C FC 89 S SL 85 X SL 85 0-2 G6-3 ①		X FF 88 0-0 FC5-4 ② 1-2f 2-3	B FF 90 C FC 89 C FF 92 F FC 90 S SL 84 1-3 K ③				3	0	0	0	0	1	2
Inning Stats	R: 1 E: 0 K: 1 S: 14 H: 2 LOB: 1 BB: 0 P: 22	R: 0 E: 0 K: 0 S: 11 H: 1 LOB: 0 BB: 0 P: 16	R: 0 E: 0 K: 0 S: 5 H: 0 LOB: 0 BB: 0 P: 7	R: 0 E: 0 K: 1 S: 9 H: 0 LOB: 0 BB: 0 P: 15	R: 0 E: 0 K: 1 S: 12 H: 1 LOB: 2 BB: 1 P: 21	R: 2 E: 0 K: 1 S: 19 H: 2 LOB: 0 BB: 0 P: 27	R: 0 E: 0 K: 2 S: 12 H: 1 LOB: 0 BB: 0 P: 14	R: 0 E: 0 K: 0 S: 8 H: 0 LOB: 0 BB: 0 P: 10	R: 0 E: 0 K: 0 S: 6 H: 0 LOB: 1 BB: 2 P: 16	1B: 4 2B: 2 3B: 0 HR: 2 SF: 0 SAC: 0 DP: 3 HBP: 0						

TOP

Boston Red Sox @ Toronto Blue Jays

Rogers Centre, Toronto, ON

Wed May 11 2011, 7:11 PM - 9:58 PM EDT

Att. 19,163 - Clear - 57 F

livebaseballscorecards.com

AB	31
R	3
H	7
RBI	3
BB	3
SO	6
LOB	12

PITCHER	IP	WLS	BF	H	R	ER	SO	BB	IBB	HBP	BLK	WP	HR	S	P	ERA	WHIP
51 Jesse Litsch, R (1, 1) ERA: 4.14	5.2	W	23	6	3	3	4	1	0	0	0	0	2	66	101	4.76	1.235
44 Casey Janssen, R (6, 1) ERA: 1.72	1.1	H	4	1	0	0	2	0	0	0	0	0	0	16	21	0.00	0.750
60 Jon Rauch, R (8, 1) ERA: 3.07	1.0		3	0	0	0	0	0	0	0	0	0	0	8	10	0.00	0.000
50 Frank Francisco, R (9, 1) ERA: 3.12	1.0		4	0	0	0	0	2	0	0	0	0	0	6	16	0.00	2.000

PITCHER	IP	WLS	BF	H	R	ER	SO	BB	IBB	HBP	BLK	WP	HR	S	P	ERA	WHIP

Batter	1	2	3	4	5	6	7	8	9	AB	R	H	RBI	BB	SO	LOB
5 Yunel Escobar, R (1, 6) OBP: 0.347, SLG: 0.385	B FF 90 C SI 90 B FC 85 C FF 90 X CU 80 2-2 16 E 1B		1 SAFE P PO 84 B FC 84 B FF 90 B FF 89 4-0 16 1B 2 G5-3 1-2 BB	B FF 89 1 SAFE B FF 89 2 SAFE D FF 89 C FF 90 F FC 84 X FF 92 3-2 ② SF8 1-H		F FF 91 X FC 84 0-1 ③ G1-3	C KN 66 B KN 65 C KN 66 S KN 66 1-3 ③ K			3	1	1	1	1	1	2
16 Corey Patterson, L (1, 7) OBP: 0.315, SLG: 0.438	X FC 84 0-0 ① B1 1-2		B FC 85 S FC 84 B FC 85 F FF 90 B FC 85 F FF 91 X CU 80 3-2 2 G5-3 19 S 1-3 2-H 1B	B SI 90 F CU 80 F FC 84 X FF 92 1-2 ③ L4			B CH 83 B FF 90 B CU 78 B FF 90 4-0 9 BB 19 1B 40 BB BB	C KN 65 S KN 66 B KN 65 F KN 66 F KN 60 F KN 66 F KN 66 X KN 61 1-2 2 F9 2B		4	1	2	1	1	0	1
19 José Bautista, R (1, 9) OBP: 0.515, SLG: 0.760	B FF 91 C FF 91 B FF 92 F FC 85 X FF 92 2-2 ② P3		B FF 92 B FF 92 B CU 80 B FF 87 4-0 2 G5-3 1-2 BB		C FF 90 X FF 90 0-1 ① P5		X FF 92 0-0 40 BB 9 BB 6 2B 1-2 1B	B KN 65 B KN 66 B KN 66 C KN 65 F KN 66 C KN 66 3-3 ① K		4	1	1	0	1	1	2
20 Juan Rivera, R (1, 10) OBP: 0.315, SLG: 0.288	S FF 93 F FF 93 X FF 93 0-2 ③ P2		F FF 92 B FC 86 F SI 92 F FC 85 T FF 92 1-2 ① K		X FF 90 0-0 ② L8		C CU 80 X FC 84 0-1 ① F7	F KN 66 S KN 67 F KN 66 X KN 66 0-2 1B		5	0	1	0	0	1	6
2 Aaron Hill, R (1, 4) OBP: 0.253, SLG: 0.263		F FF 91 X FF 92 0-1 ① F9	T FF 93 B FC 84 B FC 85 B FC 85 X FF 92 3-1 ② G5-3 1-2 2-3 3-H		B FF 90 X FF 91 1-0 9 FC5-4 1B		B FC 85 X FF 92 1-0 ② L7	F KN 66 C KN 67 F KN 66 X KN 66 0-2 ② F9 2-3		5	0	1	1	0	0	6
9 J.P. Arencibia, R (1, 2) OBP: 0.302, SLG: 0.469		X SI 92 0-0 ② G4-3	B FF 92 C CU 81 B CU 81 B FF 90 X CU 78 3-1 ③ F8		B FF 91 B FF 91 X CU 80 2-0 ③ FC5-4 1-2f		B FF 92 C FF 92 B FC 85 S FF 91 D FC 82 B FF 93 4-2 40 BB 6 2B 1-2 2-3 BB	C KN 66 B KN 65 S KN 66 S KN 66 1-3 ③ K		4	1	0	0	1	1	5
40 David Cooper, L (1, 3) OBP: 0.243, SLG: 0.267		C FF 92 F SI 92 H SI 91 1-2 6 FC6-4 HBP	B CU 78 C CU 77 X SI 89 1-1 ① F9		C CU 77 C CU 78 B FF 90 B FC 83 B FF 90 X CU 77 3-2 ① G4-3	B CU 80 C CU 78 B CU 77 B SI 90 B CU 78 4-1 6 2B 11 1B 1-2 2-3 3-H BB			2	1	0	1	1	0	0
6 John McDonald, R (1, 5) OBP: 0.278, SLG: 0.346		X FF 91 0-0 ③ FC6-4 1-2f	B FF 89 B CU 78 X FF 88 2-0 HR		X FF 90 0-0 ② P6	B FF 89 C FF 88 B CU 79 X FC 82 2-1 11 1B 1-3 2-H 3-H 2B				4	2	2	3	0	0	1
11 Rajai Davis, R (1, 8) OBP: 0.269, SLG: 0.307			C FF 92 B FF 90 S FC 85 X FF 92 1-2 5 BB 16 1B 1B	F FF 90 X CU 82 0-1 5 S 5 SF8 1B		B FC 85 S FC 82 B FC 83 X FC 83 2-1 1B	B KN 66 X KN 66 1-0 2-H 3-H 1B			4	2	4	2	0	0	0
Inning Stats	R: 0 E: 1 K: 0 S: 10 H: 1 LOB: 1 BB: 0 P: 14	R: 0 E: 0 K: 0 S: 6 H: 0 LOB: 1 BB: 0 P: 7	R: 2 E: 0 K: 1 S: 16 H: 2 LOB: 2 BB: 2 P: 34	R: 2 E: 0 K: 0 S: 11 H: 2 LOB: 0 BB: 0 P: 18	R: 0 E: 0 K: 0 S: 5 H: 1 LOB: 1 BB: 0 P: 8	R: 0 E: 0 K: 0 S: 8 H: 1 LOB: 1 BB: 0 P: 13	R: 5 E: 0 K: 1 S: 13 H: 3 LOB: 1 BB: 3 P: 30	R: 0 E: 0 K: 2 S: 21 H: 2 LOB: 2 BB: 0 P: 26		1B: 9 2B: 2 3B: 0 HR: 1 SF: 1 SAC: 0 DP: 0 HBP: 1						

PITCHER		IP	WLS	BF	H	R	ER	SO	BB	IBB	HBP	BLK	WP	HR	S	P	ERA	WHIP
41 John Lackey, R ERA: 8.01	(1, 1)	6.2	L	35	9	9	9	1	5	0	1	0	0	1	65	118	12.15	2.100
49 Tim Wakefield, R ERA: 5.4	(7, 1)	1.1		7	3	0	0	3	0	0	0	0	0	0	25	32	0.00	2.250

PITCHER	IP	WLS	BF	H	R	ER	SO	BB	IBB	HBP	BLK	WP	HR	S	P	ERA	WHIP

BOTTOM

Boston Red Sox @ Toronto Blue Jays

Rogers Centre, Toronto, ON

Wed May 11 2011, 7:11 PM - 9:58 PM EDT

Att. 19,163 - Clear - 57 F

livebaseballscorecards.com

AB	35
R	9
H	12
RBI	9
BB	5
SO	4
LOB	23

WP: 0	PA: 42		
PB: 0			
SB: 3			
CS: 0			

Batter	1	2	3	4	5	6	7	8	9	AB	R	H	RBI	BB	SO	LOB
5 Yunel Escobar, R (1, 6) OBP: 0.351, SLG: 0.383	C FF 86 B SI 86 B SI 88 F SI 87 F SI 89 F FS 84 B SL 84 B SI 90 4-2 19 1B BB	1 SAFE C SI 89 C SI 90 D CH 80 X CH 80 1-2 1-2 1B		C SI 90 X FS 85 0-1 F9		B CU 76 C FF 92 2 SAFE X FF 92 1-1 ③ G4-3		X SI 92 0-0 ② SH1-3 1-2		3	0	1	0	1	0	2
16 Corey Patterson, L (1, 7) OBP: 0.310, SLG: 0.427	1 SAFE F SI 88 B SI 88 F CH 80 B SI 88 X SI 88 2-2 ① F8	C CH 81 C SI 89 F FF 87 S SI 88 0-3 ③ K			B CH 81 C SI 88 B SI 88 X SI 88 2-1 ① F8		B SI 91 F FF 89 X FF 91 1-1 19 S 20 1B 1B	F FF 93 F FF 94 D SL 84 B FF 95 S SL 83 2-3 ③ K		5	1	1	0	0	2	5
19 José Bautista, R (1, 9) OBP: 0.525, SLG: 0.798	B SL 82 B SI 89 F SI 88 F SL 83 F CH 81 X CH 79 2-2 2 BB 1-3 1B		F SI 90 F FF 89 B SL 85 X SI 90 1-2 ① F8		C FS 84 B FS 84 F FF 88 B FF 88 X SI 89 2-2 20 G5-3 2B		B FF 90 1 SAFE C SL 84 B FF 92 F FF 90 F FF 92 D CU 79 F SL 82 F SL 84 4-2 B FF 92 20 1B 1-2 BB		C CU 82 F FF 91 F FF 92 B FF 93 B CU 82 F CU 82 F SL 86 B FF 92 F CU 80 3-2 X FF 80 HR	4	1	3	1	1	0	0
20 Juan Rivera, R (1, 10) OBP: 0.318, SLG: 0.293	1 SAFE C SI 87 1 SAFE X SI 89 0-1 ② P4		B FS 83 C SI 90 B SL 83 F SI 90 F SI 91 B FS 85 F SI 90 X FF 89 3-2 ② G6-3		C CH 82 F SI 89 F FF 87 X SI 88 0-2 ② G5-3 2-3		B FF 93 S CH 81 F FF 92 F CH 84 X FC 96 1-2 9 G6-4-3 1-2 2-H 1B		B FF 91 F FF 92 B SL 86 F SL 86 F CU 81 F FF 90 F FF 90 B SL 88 F SL 86 3-2 X SL 88 9 S 1B	5	0	2	1	0	0	3
2 Aaron Hill, R (1, 4) OBP: 0.261, SLG: 0.274	C CH 80 B SI 86 B SI 87 B SL 84 B SI 89 4-1 1-2 BB		B SL 86 F SI 90 S SL 86 B SL 85 B SI 90 X SI 90 3-2 2B		B SL 84 X CH 81 1-0 ③ G6-3		F FF 93 F FF 94 B CH 85 B CH 84 S FF 93 2-3 ① K		X FF 90 0-0 ① F9	4	0	1	0	1	1	4
9 J.P. Arencibia, R (1, 2) OBP: 0.297, SLG: 0.450	B SI 87 C SI 87 X SI 88 1-1 ③ L6		B FF 89 B CH 80 B SI 89 C SI 88 F SI 90 B SL 83 4-2 10 FC6-4 BB			B CH 80 B SI 88 F SI 89 F SI 90 B FF 88 X SI 91 3-2 ① F9	B CH 84 F FC 94 B FC 94 C CH 82 X CH 84 2-2 ② ③ G6-4-3 1-2f		C FF 92 S FF 91 D SL 86 B SL 87 B FF 91 S FF 92 3-3 ② K 1-2	4	0	0	0	1	1	6
10 Edwin Encarnación, R (1, 3) OBP: 0.280, SLG: 0.357 40 David Cooper, L (9, 3) OBP: 0.243, SLG: 0.267		B SI 88 B FF 88 X SI 88 2-0 ① G5-3	X SI 89 0-0 ③ FC6-4 1-2f			B SL 86 X SI 90 1-0 6 1B 1B		B FF 94 B SI 94 C FF 93 F FF 93 F SL 84 F FF 94 F SL 83 B FF 94 X SI 93 3-2 11 1B 6 SH2-4 1B	B SL 88 B SL 88 F FF 90 F FF 92 B FF 92 S CU 82 3-3 ③ K	5 0	0 0	2 0	0 0	0 0	1 0	3 0
6 John McDonald, R (1, 5) OBP: 0.290, SLG: 0.357		F SI 89 B SI 89 C SI 88 B CH 80 F SI 88 X SI 89 2-2 5 1B 1B		C SI 88 B SL 83 L SI 89 F SI 90 X FF 89 1-2 ① G5-3		C SI 88 D CH 79 1 SAFE 1 SAFE F CH 80 X SI 90 1-2 1-2 1B		1 SAFE X SI 91 0-0 ① SH2-4 1-2		3	0	2	0	0	0	0
11 Rajai Davis, R (1, 8) OBP: 0.268, SLG: 0.304		B SL 83 C SL 82 F SI 88 X CH 80 1-2 ② P6		B FF 89 B FF 89 B SI 89 C SI 87 C SI 89 X SI 90 3-2 ② G5-3		B SI 90 B SI 89 C FF 90 C FF 91 F FF 92 B FF 92 X FF 89 3-2 ② L8		B SI 92 D SL 82 X SI 91 2-0 5 SH1-3 2-3 1B		4	0	1	0	0	0	3
Inning Stats	R: 0 E: 0 K: 0 S: 16 H: 1 LOB: 3 BB: 2 P: 29	R: 0 E: 0 K: 1 S: 15 H: 2 LOB: 2 BB: 0 P: 21	R: 0 E: 0 K: 0 S: 14 H: 1 LOB: 2 BB: 1 P: 25	R: 0 E: 0 K: 0 S: 9 H: 0 LOB: 0 BB: 0 P: 13	R: 0 E: 0 K: 0 S: 10 H: 1 LOB: 1 BB: 0 P: 15	R: 0 E: 0 K: 0 S: 13 H: 2 LOB: 2 BB: 0 P: 22	R: 1 E: 0 K: 1 S: 17 H: 2 LOB: 1 BB: 1 P: 27	R: 0 E: 0 K: 1 S: 12 H: 2 LOB: 2 BB: 0 P: 19	R: 1 E: 0 K: 2 S: 21 H: 2 LOB: 1 BB: 0 P: 33	1B: 10 2B: 2 3B: 0 HR: 1 SF: 0 SAC: 2 DP: 1 HBP: 0						

PITCHER		IP	WLS	BF	H	R	ER	SO	BB	IBB	HBP	BLK	WP	HR	S	P	ERA	WHIP
48 Carl Pavano, R ERA: 5.89	(1, 1)	5.1		26	7	0	0	1	3	0	0	0	0	0	71	115	0.00	1.875
31 Alex Burnett, R ERA: 7.88	(6, 1)	0.2	L	4	1	1	1	0	1	0	0	0	0	0	13	22	13.50	3.000
37 Jim Hoey, R ERA: 6.48	(7, 1)	1.0		3	1	0	0	1	0	0	0	0	0	0	10	15	0.00	1.000
15 Glen Perkins, L ERA: 0.48	(8, 1)	1.0		5	2	0	0	1	0	0	0	0	0	0	12	19	0.00	2.000
36 Joe Nathan, R ERA: 7.43	(9, 1)	1.0		5	2	1	1	2	0	0	0	0	0	1	21	33	9.00	2.000

PITCHER	IP	WLS	BF	H	R	ER	SO	BB	IBB	HBP	BLK	WP	HR	S	P	ERA	WHIP

TOP

Toronto Blue Jays @ Minnesota Twins

Target Field, Minneapolis, MN

Fri May 13 2011, 7:13 PM - 10:08 PM CDT

Att. 38,809 - Overcast - 54 F

livebaseballscorecards.com

AB	37
R	2
H	13
RBI	2
BB	4
SO	5
LOB	26

WP: 0 PA: 43
PB: 0
SB: 2
CS: 0

BOTTOM

Toronto Blue Jays @ Minnesota Twins

Target Field, Minneapolis, MN

Fri May 13 2011, 7:13 PM - 10:08 PM CDT

Att. 38,809 - Overcast - 54 F

livebaseballscorecards.com

Batter	1	2	3	4	5	6	7	8	9	AB	R	H	RBI	BB	SO	LOB
2 Denard Span, L (1, 8) OBP: 0.361, SLG: 0.352	C SI 92 C SI 91 B FF 92 T SI 94 1-2 ① K			B SI 90 S SI 92 C SI 92 B SI 88 B SI 87 B FF 93 4-2 ③ 16 G4-3 24 WP BB		F FF 94 X SI 92 0-1 ① 16 PB 24 1B 1B		B FF 94 X FF 93 1-0 ③ F7		3	0	1	0	1	1	0
24 Trevor Plouffe, R (1, 6) OBP: 0.471, SLG: 0.615	B SI 93 F FF 94 X FF 93 1-1 ② G5-3			1 SAFE C SI 92 B CH 86 F FF 95 X CU 77 1-2 ① G1-3 1-2		S SI 93 X SI 93 0-1 16 PB 1-2 1B			B FF 93 B SI 91 B SI 91 B SI 90 4-0 21 1B BB	3	0	1	0	1	0	1
16 Jason Kubel, L (1, 10) OBP: 0.403, SLG: 0.516	B SI 93 F FF 93 C FF 95 B FF 95 S SI 90 2-3 ③ K			X SI 94 0-0 ② G4-3 2-3		B SI 95 X SI 94 1-0 ③ G6-3 1-2 2-3			C FF 91 F FF 94 C CU 79 0-3 ① K	4	0	0	0	0	2	4
33 Justin Morneau, L (1, 3) OBP: 0.278, SLG: 0.310		C SI 92 X SI 93 0-1 ① G4-3		X SI 94 0-0 ③ G4-3			C SI 92 B SI 93 F SI 93 X SI 89 1-2 21 FC4-6 1B		S FF 95 F FF 93 B FF 95 D SI 89 F SI 94 S FF 95 2-3 ② K	4	0	1	0	0	1	2
21 Delmon Young, R (1, 7) OBP: 0.284, SLG: 0.279 12 Alexi Casilla, S (9, PR) OBP: 0.230, SLG: 0.250		B SI 92 X SI 92 1-0 ② G6-3			F SI 92 F FF 92 S CU 79 0-3 ① K	X SI 94 0-0 ① FC4-6 5 G5-3 1-2f			X SI 93 0-0 1-2 1B	4 0	0 0	1 0	0 0	0 0	1 0	1 0
5 Michael Cuddyer, R (1, 9) OBP: 0.300, SLG: 0.336		B FF 94 B SI 86 X FF 93 2-0 ③ L6			B SI 87 C FF 92 X FF 94 1-1 ② G1-3		C SI 94 B SI 94 1 SAFE C SI 94 B SI 94 D CH 86 X FF 94 3-2 ② G5-3 1-2		B FF 94 C FF 94 F FF 93 B FF 95 B FF 95 S FF 95 3-3 ③ K	4	0	0	0	0	1	3
22 Danny Valencia, R (1, 5) OBP: 0.303, SLG: 0.344			C SI 91 S CH 87 B SI 88 F SI 87 B FF 94 B CU 77 B SI 93 4-2 ③ 41 G5-4-3 BB		B SI 93 C SI 93 F FF 93 S FF 93 1-3 ③ K		C SI 93 B SI 95 B SI 94 X FF 95 2-1 ③ P6			2	0	0	0	1	1	1
38 Luke Hughes, R (1, 4) OBP: 0.279, SLG: 0.328			X SI 93 0-0 ① F9			C SI 91 X SI 88 0-1 ① G6-3		F SI 93 F FF 94 S FF 94 0-3 ① K		3	0	0	0	0	1	1
41 Drew Butera, R (1, 2) OBP: 0.145, SLG: 0.136 11 Ben Revere, L (8, PH) OBP: 0.176, SLG: 0.176 32 René Rivera, R (9, 2)			B SI 94 X SI 92 1-0 ② ③ G5-4-3 1-2f			B SI 93 B SI 94 F FF 94 F SI 93 C FF 94 2-3 ② K		B SI 91 B FF 92 X FF 91 2-0 ② G1-3		2 1 0	0 0 0	0 0 0	0 0 0	0 0 0	1 0 0	1 0 0
Inning Stats	R: 0 E: 0 K: 2 S: 8 H: 0 LOB: 0 BB: 0 P: 12	R: 0 E: 0 K: 0 S: 4 H: 0 LOB: 0 BB: 0 P: 7	R: 0 E: 0 K: 0 S: 5 H: 0 LOB: 0 BB: 1 P: 10	R: 0 E: 0 K: 0 S: 7 H: 0 LOB: 1 BB: 1 P: 12	R: 0 E: 0 K: 2 S: 8 H: 0 LOB: 0 BB: 0 P: 10	R: 0 E: 0 K: 1 S: 10 H: 2 LOB: 2 BB: 0 P: 13	R: 0 E: 0 K: 0 S: 9 H: 1 LOB: 1 BB: 0 P: 15	R: 0 E: 0 K: 1 S: 5 H: 0 LOB: 0 BB: 0 P: 8	R: 0 E: 0 K: 3 S: 11 H: 1 LOB: 2 BB: 1 P: 20	1B: 4 2B: 0 3B: 0 HR: 0	SF: 0 SAC: 0 DP: 1 HBP: 0			WP: 1 PB: 1 SB: 0 CS: 0	PA: 33		

	AB	30
	R	0
	H	4
	RBI	0
	BB	3
	SO	9
	LOB	14

PITCHER	IP	WLS	BF	H	R	ER	SO	BB	IBB	HBP	BLK	WP	HR	S	P	ERA	WHIP
24 Ricky Romero, L (1, 1) ERA: 3.35	8.2	W	32	4	0	0	8	3	0	0	0	1	0	64	101	0.00	0.808
50 Frank Francisco, R (9, 1) ERA: 3.0	0.1	S	1	0	0	0	1	0	0	0	0	0	0	3	6	0.00	0.000

PITCHER	IP	WLS	BF	H	R	ER	SO	BB	IBB	HBP	BLK	WP	HR	S	P	ERA	WHIP

Batter	1	2	3	4	5	6	7	8	9	10	11	AB	R	H	RBI	BB	SO	LOB
5 Yunel Escobar, R (1, 6) OBP: 0.356, SLG: 0.388	X SI 89 19 WP 16 SH2-4 19 E 1B		C FC 85 X CU 75 16 FC3-6 1B		B SI 89 C SI 89 B SI 90 C SI 90 C SI 91 K ③			C SI 89 B SI 90 B SI 90 B SI 90 C SI 90 X FC 87 16 3B 1B		B SI 91 F SI 90 X SI 90 G4-6-3 1-2f	C SI 90 X SI 91 FC4-2 1-2 2-3 3-Hf	6	2	3	0	0	1	4
16 Corey Patterson, L (1, 7) OBP: 0.314, SLG: 0.447	X SI 87 SH2-4 1-2		F CH 80 X CH 81 FC3-6 1-2f			C CU 75 F CH 81 X SI 89 F9		B SI 88 X SI 89 1-H 3B			19 HR 1B SF7 3-H	4	1	2	2	0	0	1
19 José Bautista, R (1, 9) OBP: 0.517, SLG: 0.798	D FC 86 S SI 90 B SI 90 B CH 84 F SI 90 F SI 90 X SI 90 E5 20 CS 2-H		B SI 89 X SI 89 P4			C SI 89 B SI 88 T SI 88 F SI 90 B SI 90 X CU 79 G5-3		I IN 78 I IN 78 I IN 79 I IN 79 IBB			1-H HR F9	5	1	1	2	1	0	3
20 Juan Rivera, R (1, 10) OBP: 0.314, SLG: 0.283	B SI 89 C SI 90 F FC 87 S SI 90 K 1-2		B CU 76 1 SAFE 1 SAFE B SI 88 F SI 89 F SI 89 S SI 89 K			F FC 87 S SI 89 S SI 89 K		C SI 91 B SI 92 B SI 92 S SI 92 F SI 93 S SL 90 K			B FC 93 B CH 82 B FF 93 B FC 93 2 BB 9 2B BB	4	1	0	0	1	4	4
2 Aaron Hill, R (1, 4) OBP: 0.258, SLG: 0.261		B SI 88 F SI 87 C SI 88 B CU 77 X SI 88 F8		B CU 76 C SI 88 F SI 89 F CH 82 B CH 83 S SI 89 K			F CU 75 B CH 81 F SI 88 B SI 89 X SI 90 G5-3		C SI 90 X SL 88 G6-3		D CH 82 B FC 93 C FC 92 B FF 93 B FC 93 9 2B 1-2 BB	4	1	0	0	1	1	0
9 J.P. Arencibia, R (1, 2) OBP: 0.302, SLG: 0.486		B SI 88 X SI 89 1-0 HR		B SI 88 S CH 83 B CH 84 F SI 89 C SI 90 2-3 K			C FC 86 S FC 86 B FC 85 B SI 90 X SI 90 2-2 F9		S SL 88 C SI 92 B FF 92 C SI 92 1-3 K		B FF 86 X FF 87 1-0 10 1B 11 BB 1-H 2-H 2B	5	2	2	3	0	2	0
40 David Cooper, L (1, 3) OBP: 0.244, SLG: 0.242 10 Edwin Encarnación, R (11, PH) OBP: 0.286, SLG: 0.363 (11, 3)		B SI 88 B SI 88 B SI 89 C SI 88 D SI 89 4-1 BB		C CH 83 B SI 89 X SI 88 1-1 F7			C SI 88 B SI 90 C SI 89 X FC 88 1-2 L9		X SI 92 0-0 G3		B SL 77 X FF 87 1-0 11 BB 6 BB 5 FC4-2 2-3 1B	3 1	0 0	0 1	0 0	1 0	0 0	0 0
6 John McDonald, R (1, 5) OBP: 0.286, SLG: 0.341		X FC 86 0-0 F7		C CU 76 C FC 85 B SI 87 X SI 88 1-2 G6-3				C SI 88 X SI 88 0-1 G6-3		B FF 93 C FF 92 C FF 92 B SL 84 F FF 93 S SL 82 2-3 K	B CH 85 1 SAFE B FF 88 F FF 88 F SL 78 D SL 78 D FF 87 4-2 5 FC4-2 11 BB 16 SF7 1-2 BB	4	1	0	0	1	1	1
11 Rajai Davis, R (1, 8) OBP: 0.276, SLG: 0.293		C CU 75 D CU 77 S CH 82 S CH 83 1-3 K		L FC 86 B SI 90 C SI 88 B CU 78 S SI 89 2-3 K				X CU 76 0-0 G6-3		C FF 94 B FF 93 B SL 82 B SI 93 C FF 92 F FF 93 B FF 93 4-2 5 G4-6-3 BB	B CH 86 D SL 78 B FF 87 B FF 86 4-0 5 FC4-2 1-2 2-3 3-H BB	3	0	0	1	2	2	1
Inning Stats	R: 1 H: 1 E: 1 LOB: 0 K: 1 BB: 0 S: 9 P: 13	R: 1 H: 1 E: 0 LOB: 1 K: 1 BB: 1 S: 9 P: 17	R: 0 H: 1 E: 0 LOB: 1 K: 1 BB: 0 S: 8 P: 11	R: 0 H: 0 E: 0 LOB: 0 K: 2 BB: 0 S: 9 P: 14	R: 0 H: 0 E: 0 LOB: 0 K: 0 BB: 0 S: 9 P: 14	R: 0 H: 0 E: 0 LOB: 0 K: 1 BB: 0 S: 10 P: 12	R: 0 H: 0 E: 0 LOB: 0 K: 0 BB: 0 S: 9 P: 14	R: 1 H: 2 E: 0 LOB: 2 K: 1 BB: 1 S: 11 P: 21	R: 0 H: 0 E: 0 LOB: 0 K: 1 BB: 0 S: 6 P: 7	R: 0 H: 0 E: 0 LOB: 0 K: 1 BB: 1 S: 9 P: 16	R: 6 H: 4 E: 0 LOB: 2 K: 0 BB: 4 S: 14 P: 34	1B: 5 SF: 1 2B: 1 SAC: 1 3B: 1 DP: 1 HR: 2 HBP: 0						

PITCHER		IP	WLS	BF	H	R	ER	SO	BB	IBB	HBP	BLK	WP	HR	S	P	ERA	WHIP
53 Nick Blackburn, R ERA: 3.7	(1, 1)	7.2		30	5	3	2	8	1	1	0	0	1	1	70	110	2.35	0.783
55 Matt Capps, R ERA: 3.93	(8, 1)	1.1		4	0	0	0	2	0	0	0	0	0	0	10	13	0.00	0.000
15 Glen Perkins, L ERA: 0.92	(10, 1)	1.0	L	4	1	1	1	1	1	0	0	0	0	0	10	17	9.00	2.000
37 Jim Hoey, R ERA: 9.72	(11, 1)	0.0		3	1	1	1	0	2	0	0	0	0	1	3	12	∞	∞
50 Jose Mijares, L ERA: 5.4	(11, 1)	0.0		4	2	3	3	0	2	0	0	0	0	0	4	14	∞	∞

PITCHER		IP	WLS	BF	H	R	ER	SO	BB	IBB	HBP	BLK	WP	HR	S	P	ERA	WHIP
31 Alex Burnett, R ERA: 7.0	(11, 1)	1.0		3	0	1	1	0	0	0	0	0	0	0	6	7	9.00	0.000

TOP

Toronto Blue Jays @ Minnesota Twins

Target Field, Minneapolis, MN

Sat May 14 2011, 3:10 PM - 6:37 PM CDT

Att. 39,934 - Overcast - 45 F

livebaseballscorecards.com

AB	39
R	9
H	9
RBI	8
BB	7
SO	11
LOB	14

PA: 48

WP: 1
PB: 0
SB: 0
CS: 1

Toronto Blue Jays @ Minnesota Twins

Target Field, Minneapolis, MN

Sat May 14 2011, 3:10 PM - 6:37 PM CDT

Att. 39,934 - Overcast - 45 F

livebaseballscorecards.com

Batter	1	2	3	4	5	6	7	8	9	10	11	AB	R	H	RBI	BB	SO	LOB
2 Denard Span, L (1, 8) OBP: 0.366, SLG: 0.354	C SI 90 C SI 90 B SI 90 B SL 82 B SI 91 B SI 90 4-2 33 1B 24 1B 33 E BB	F SL 83 X SI 90 0-1 24 FC5 1-2 1B	C SI 89 C FF 90 X SI 90 0-2 ③ FC6-4 1-2f	X FF 89 0-0 1-2 1B	C SI 92 B FF 92 B FC 91 X FF 91 2-1 ② G1-3	B SI 85 C SI 85 X SI 85 1-1 ① G4-3	5	1	2	0	1	0	2
24 Trevor Plouffe, R (1, 6) OBP: 0.435, SLG: 0.526	C FF 91 X CH 84 0-1 33 E 21 SF8 1-2 1B	B CH 82 B SI 89 X SI 90 2-0 ③ FC5 1-2 2-3f	B SI 88 X SI 89 1-0 E6 16 G4-3 1B	C FF 91 C FF 92 B FF 93 S FF 93 1-3 ③ K	B FF 92 F FF 91 F FF 92 F SL 86 B FF 92 X FC 90 2-2 ③ F8	C SI 86 S CH 80 S SL 78 0-3 ② K	6	1	2	0	0	2	4
16 Jason Kubel, L (1, 10) OBP: 0.393, SLG: 0.500	B SI 91 C FF 91 S SL 84 S SL 84 1-3 ① K	B SL 82 C FF 91 B SI 90 B FF 90 X FF 91 3-1 ① P5	B FF 89 S FF 89 B FF 89 F SL 83 B CU 79 X FF 90 3-2 ① G4-3 2-3	B SI 89 X SI 89 1-0 22 BB 5 1B 1B	X FF 88 0-0 ① F7	B CH 80 C SI 85 F CH 81 B SL 79 X CH 81 2-2 ③ G4-3	6	0	1	0	0	1	3
33 Justin Morneau, L (1, 3) OBP: 0.282, SLG: 0.322 12 Alexi Casilla, S (9, PR) OBP: 0.230, SLG: 0.250 (10, 4)	2 SAFE C FF 91 X SI 90 0-1 E3 1-3 2-H 1B	C FF 90 S FF 90 B FF 92 B FF 93 S FF 91 2-3 ② K	S FF 90 F FF 90 B SL 86 B FF 91 B FF 92 S SL 85 3-3 ② K2-3	F SI 90 X SI 89 0-1 ① P4	B FF 89 B FC 87 F FF 90 X FF 90 2-1 2B	5 0 2 0 0 2 2 0 0 0 0 0 0 0							
21 Delmon Young, R (1, 7) OBP: 0.264, SLG: 0.262	F SI 90 B FF 91 C SI 90 X SI 90 1-2 ② SF8 3-H	B FF 92 X SI 91 1-0 ③ F8	F FF 90 F CH 83 F SI 90 F FF 90 S SL 79 0-3 ③ K	C FC 91 F FF 91 S SL 79 0-3 ② K	F FF 90 F SL 84 S CU 73 0-3 ② K	4 0 0 1 0 3 3							
5 Michael Cuddyer, R (1, 9) OBP: 0.310, SLG: 0.368	C SI 90 B SI 90 B CH 83 F SI 90 C SI 91 2-3 ③ K	B SI 89 F SI 89 B SI 89 B FF 89 C SI 90 X SI 90 3-2 22 1B 1B	C FF 90 B SI 89 B SI 90 F SI 88 F CH 82 B FF 90 F FF 89 F FF 89 F CH 82 3-2 X CH 83 HR	C FC 91 X FF 92 0-1 22 BB 1-2 1B	X FF 89 0-0 ③ P4	5 1 3 1 0 1 2							
22 Danny Valencia, R (1, 5) OBP: 0.313, SLG: 0.348	B FF 91 B SI 90 C FF 90 B SI 90 X SI 90 3-1 24 FC5 2 1B 1B	C CH 82 X SI 91 0-1 2 FC6-4 1-2 1B	B SI 90 X SI 90 1-0 ① G6-3	D FC 91 B FF 90 B FF 90 B FF 90 4-0 1-2 2-3 BB	B SL 84 C FC 89 X SL 84 1-1 ① G5-3	4 0 2 0 1 0 0							
38 Luke Hughes, R (1, 4) OBP: 0.260, SLG: 0.304 (10, 3)	F CH 83 C CH 83 F SI 90 F CU 78 B CH 83 C FF 91 1-3 ① K	X SI 90 0-0 ① F8	C SI 91 X SI 90 0-1 ② F9	F FC 90 B FC 90 F FC 90 B SL 79 S SL 78 2-3 ③ K	C FF 89 F FF 89 F FC 87 X FF 90 0-2 ② F8	5 0 0 0 0 2 6							
32 René Rivera, R (1, 2) OBP: 0.214, SLG: 0.083 11 Ben Revere, L (8, PH) OBP: 0.167, SLG: 0.167 41 Drew Butera, R (9, 2) OBP: 0.143, SLG: 0.134	1 SAFE B CH 82 F SI 90 1 SAFE D CH 83 B FF 90 F SI 90 X SI 91 3-2 ② F8	B SI 90 B CH 82 X SI 90 2-0 ② P3	X SI 90 0-0 2 1B 1B	B FC 89 C FF 90 B FC 90 X FF 91 2-1 ① G6-3	X FF 90 0-0 ③ F8	3 0 1 0 0 0 3 1 0 0 0 0 0 0 1 0 0 0 0 0 0							
Inning Stats	R: 2 H: 2 E: 1 LOB: 1 K: 2 BB: 1 S: 15 P: 23	R: 0 H: 2 E: 0 LOB: 2 K: 1 BB: 0 S: 13 P: 22	R: 0 H: 0 E: 0 LOB: 0 K: 1 BB: 0 S: 6 P: 12	R: 0 H: 2 E: 0 LOB: 2 K: 0 BB: 0 S: 10 P: 15	R: 0 H: 1 E: 1 LOB: 1 K: 2 BB: 0 S: 12 P: 19	R: 1 H: 3 E: 0 LOB: 2 K: 1 BB: 0 S: 15 P: 20	R: 0 H: 2 E: 0 LOB: 3 K: 2 BB: 1 S: 11 P: 18	R: 0 H: 0 E: 0 LOB: 0 K: 0 BB: 0 S: 8 P: 14	R: 0 H: 1 E: 0 LOB: 1 K: 1 BB: 0 S: 7 P: 9	R: 0 H: 0 E: 0 LOB: 0 K: 0 BB: 0 S: 7 P: 8	R: 0 H: 0 E: 0 LOB: 0 K: 1 BB: 0 S: 8 P: 11	1B: 11 SF: 1 2B: 1 SAC: 0 3B: 0 DP: 0 HR: 1 HBP: 0						

PITCHER		IP	WLS	BF	H	R	ER	SO	BB	IBB	HBP	BLK	WP	HR	S	P	ERA	WHIP
37 Jo-Jo Reyes, L ERA: 4.75	(1, 1)	5.2		28	10	3	2	6	1	0	0	0	0	1	68	107	3.18	1.941
54 Jason Frasor, R ERA: 1.62	(6, 1)	0.1		1	0	0	0	1	0	0	0	0	0	0	3	4	0.00	0.000
34 Marc Rzepczynski, L ERA: 2.55	(7, 1)	0.1		2	1	0	0	0	0	0	0	0	0	0	3	4	0.00	3.000
29 Octavio Dotel, R ERA: 6.75	(7, 1)	0.2		4	1	0	0	2	1	0	0	0	0	0	8	14	0.00	3.000
44 Casey Janssen, R ERA: 1.62	(8, 1)	1.0		3	0	0	0	0	0	0	0	0	0	0	8	14	0.00	0.000

PITCHER		IP	WLS	BF	H	R	ER	SO	BB	IBB	HBP	BLK	WP	HR	S	P	ERA	WHIP
60 Jon Rauch, R ERA: 2.7	(9, 1)	2.0	W	7	1	0	0	1	0	0	0	0	0	0	14	17	0.00	0.500
57 Shawn Camp, R ERA: 2.37	(11, 1)	1.0		3	0	0	0	1	0	0	0	0	0	0	8	11	0.00	0.000

AB	45
R	3
H	13
RBI	2
BB	2
SO	11
LOB	25

WP: 0 PA: 48
PB: 0
SB: 0
CS: 0

Batter	1	2	3	4	5	6	7	8	9	AB	R	H	RBI	BB	SO	LOB
5 Yunel Escobar, R (1, 6) OBP: 0.364, SLG: 0.399	B SI 91 B SI 92 B SI 90 C FF 90 B FF 92 4-1 10 P4 16 BB 2 2B BB	C CH 83 X CH 85 0-1 1-H 2B	B SI 89 C CU 74 C CU 76 B SL 83 F SL 82 B FF 92 X SI 92 3-2 ③ G1-3			B SI 87 B FF 87 F FF 88 F FF 88 X FF 89 2-2 ① F8 2-3		C CU 75 C FF 89 F SI 91 X FF 89 0-2 19 FC6-4 1B		4	1	2	1	1	0	2
16 Corey Patterson, L (1, 7) OBP: 0.317, SLG: 0.441	M FF 89 B SI 90 B SI 90 B SI 90 B SI 89 4-1 2 2B 1-2 BB	X FF 91 0-0 ③ F7		B CU 73 F FF 88 S SI 89 C FF 89 1-3 ① K		X CU 78 0-0 19 HR 3-H 1B		F FF 88 C FF 88 B CH 79 X SL 82 1-2 ② P6		4	2	1	1	1	1	2
19 José Bautista, R (1, 9) OBP: 0.520, SLG: 0.868	C CU 75 C CU 77 B FF 93 X SI 93 1-2 ① P5		C SI 91 B CH 84 X FF 91 1-1 HR	C SL 82 F FF 90 X FF 91 0-2 HR		C FF 91 F SL 81 B FF 90 X FF 89 1-2 1-H HR		F CH 83 B FF 88 S SL 83 X SL 82 1-2 ③ FC6-4 1-2f		5	3	3	4	0	0	3
10 Edwin Encarnación, R (1, 3) (8, 5) OBP: 0.274, SLG: 0.347	X SI 91 0-0 ② P4 2-3		B SI 90 X CH 84 1-0 ① L7	C CU 76 F CH 83 B FF 90 X FF 90 1-2 ② P3		B SL 82 F SL 81 X FF 90 1-1 ② G6-3			B FF 88 B CH 82 X FF 90 2-0 ① F7	5	0	0	0	0	0	2
2 Aaron Hill, R (1, 4) OBP: 0.265, SLG: 0.280	C CU 76 F SI 92 F SL 84 1 SAFE B FF 92 X CU 76 1-2 1-H 3-H 2B		C CU 75 B SI 90 B SI 90 B CH 85 X SI 91 3-1 11 2B 6 1B 1B	B CH 83 F FF 89 B SL 83 X SL 82 2-1 ③ G5-3		F CH 82 B FF 90 X SL 82 1-1 ③ F8			B FF 88 C FF 88 X CU 74 1-1 ② P6	5	1	2	2	0	0	0
20 Juan Rivera, R (1, 10) OBP: 0.303, SLG: 0.272	C SI 92 X FF 92 0-1 ③ G5-3		X CH 86 0-0 ② P4		C FF 86 B CU 74 X FF 89 1-1 ① F8		C FF 88 X FF 88 0-1 ① G5-3		F CU 73 F FF 89 X FF 90 0-2 ③ F7	5	0	0	0	0	0	2
11 Rajai Davis, R (1, 8) OBP: 0.275, SLG: 0.302		B SI 89 C SI 88 C FF 91 T SL 81 1-2 ① K	X SI 90 0-0 6 1B 1-3 2B		C CH 82 X FF 88 0-1 ② F9		X CU 74 0-0 ② G5-3			4	1	1	0	0	1	0
6 John McDonald, R (1, 5) OBP: 0.284, SLG: 0.337 40 David Cooper, L (8, 3) OBP: 0.244, SLG: 0.242		S SI 91 B CH 86 S CH 85 B SI 92 X FF 92 2-2 ② P4	B CU 75 B CH 85 X SI 92 2-0 8 1B 2-H 3-H 1B		C FF 88 X CU 75 0-1 ③ G5-3		C CU 74 F CU 74 C FF 87 0-3 ③ K			4 0	1 0	1 0	2 0	0 0	1 0	0 0
8 José Molina, R (1, 2) OBP: 0.358, SLG: 0.458		S SI 91 B CH 86 B SI 90 X SI 91 2-1 5 2B 1B	B CU 75 X SI 90 1-0 2-H 1B			C CH 86 X CH 82 0-1 5 F8 16 1B 2B		F SL 80 B FF 88 F SI 89 F SL 81 B SI 90 F FF 89 S FF 90 2-3 ① K		4	2	3	1	0	1	0
Inning Stats	R: 2 E: 0 K: 0 S: 12 H: 1 LOB: 1 BB: 2 P: 22	R: 1 E: 0 K: 1 S: 11 H: 2 LOB: 1 BB: 0 P: 16	R: 4 E: 0 K: 0 S: 13 H: 5 LOB: 1 BB: 0 P: 24	R: 1 E: 0 K: 1 S: 11 H: 1 LOB: 0 BB: 0 P: 15	R: 0 E: 0 K: 0 S: 6 H: 0 LOB: 0 BB: 0 P: 7	R: 3 E: 0 K: 0 S: 13 H: 3 LOB: 0 BB: 0 P: 18	R: 0 E: 0 K: 1 S: 6 H: 0 LOB: 0 BB: 0 P: 6	R: 0 E: 0 K: 1 S: 15 H: 1 LOB: 1 BB: 0 P: 19	R: 0 E: 0 K: 0 S: 6 H: 0 LOB: 0 BB: 0 P: 9	1B: 6 2B: 4 3B: 0 HR: 3	SF: 0 SAC: 0 DP: 0 HBP: 0					

PITCHER		IP	WLS	BF	H	R	ER	SO	BB	IBB	HBP	BLK	WP	HR	S	P	ERA	WHIP
52 Brian Duensing, L ERA: 4.61	(1, 1)	3.0	L	19	8	7	7	1	2	0	0	0	0	1	36	62	21.00	3.333
59 Kevin Slowey, R ERA: 3.86	(4, 1)	6.0		23	5	4	4	3	0	0	0	0	0	2	57	74	6.00	0.833

PITCHER	IP	WLS	BF	H	R	ER	SO	BB	IBB	HBP	BLK	WP	HR	S	P	ERA	WHIP

TOP

Toronto Blue Jays @ Minnesota Twins

Target Field, Minneapolis, MN

Sun May 15 2011, 1:14 PM - 3:56 PM CDT

Att. 39,301 - Sunny - 59 F

livebaseballscorecards.com

AB	40
R	11
H	13
RBI	11
BB	2
SO	4
LOB	11

1B: 6	SF: 0	WP: 0	PA: 42
2B: 4	SAC: 0	PB: 0	
3B: 0	DP: 0	SB: 0	
HR: 3	HBP: 0	CS: 0	

BOTTOM

Toronto Blue Jays @ Minnesota Twins

Target Field, Minneapolis, MN

Sun May 15 2011, 1:14 PM - 3:56 PM CDT

Att. 39,301 - Sunny - 59 F

livebaseballscorecards.com

Batter	1	2	3	4	5	6	7	8	9	AB	R	H	RBI	BB	SO	LOB
2 Denard Span, L (1, 8) OBP: 0.361, SLG: 0.349	B FS 89 B FF 90 C SL 90 F SL 90 B KC 84 X FF 91 3-2 ① P6		F FF 91 B SI 93 X FF 93 1-1 ③ P6		C FS 87 C SL 90 F FF 94 B FF 93 B FF 91 X FF 93 2-2 ① F9		C SI 84 B SL 75 C CH 81 B SL 79 F SI 86 C SI 86 2-3 ② K		C FF 92 X FC 91 0-1 1-3 24 BB 1B	5	0	1	0	0	1	2
24 Trevor Plouffe, R (1, 6) OBP: 0.464, SLG: 0.545	C FF 91 F SL 91 S FF 92 0-3 ② K			C FF 93 T FF 94 B FF 96 B SL 87 F FF 95 H FF 95 3-2 16 1B 5 BB HBP	X SL 84 0-0 1-H 16 F9 33 2B		C SI 88 F CH 83 B SL 79 F CH 82 S SL 78 1-3 ③ K		B FF 92 B FF 94 B FF 91 B FC 92 4-0 1-2 BB	3	2	1	1	1	2	0
16 Jason Kubel, L (1, 10) OBP: 0.387, SLG: 0.489	B FF 90 F FF 91 T SL 91 F KC 84 F SL 86 C FF 93 1-3 ③ K			B FF 91 X FS 85 1-0 1-3 5 BB 33 BB 1B	X FF 93 0-0 2-3 F9			C FF 90 B CU 75 F CH 82 S SL 84 1-3 ① K	C FC 92 C CU 76 F FF 93 C FF 93 0-3 ③ K	5	0	1	0	0	3	4
33 Justin Morneau, L (1, 3) OBP: 0.296, SLG: 0.333 38 Luke Hughes, R (8, PR) OBP: 0.260, SLG: 0.304 (9, 3)		C FF 92 B FF 91 B FF 94 S SL 85 F SL 87 X SL 86 2-2 ① F9		S SI 92 B SI 92 B SI 92 C FF 95 D SI 97 B FF 96 4-2 1-2 5 BB BB	F FF 92 F FF 92 B FF 94 X SL 86 1-2 3-H 2B			B EP 64 B CH 81 B FF 91 C FF 89 S CH 82 B FF 91 4-2 21 G4-3 21 WP BB		2 0	0 0	1 0	1 0	2 0	0 0	0 0
21 Delmon Young, R (1, 7) OBP: 0.250, SLG: 0.246		C KC 80 S FF 93 F FF 95 F FF 93 F SL 86 B SL 86 F SL 87 B FF 96 S FF 94 2-3 ② K		F FF 93 F SI 95 S SL 86 0-3 ① K	C FF 92 B FF 92 S FF 94 F FF 94 F SL 88 S SL 86 1-3 ③ K			B FF 89 F FF 90 F FF 90 B CU 76 X SL 83 2-2 ② G4-3 1-3		4	0	0	0	0	3	5
5 Michael Cuddyer, R (1, 9) OBP: 0.318, SLG: 0.370 11 Ben Revere, L (8, PH) OBP: 0.158, SLG: 0.158 (9, 9)		B FF 94 C FF 93 C FF 94 S FF 96 1-3 ③ K		B FF 95 S FF 95 S FF 95 B FF 96 B FF 96 F FF 95 B FF 96 4-2 1-2 2-3 3-H BB		B SI 86 C SI 86 B SI 86 B SI 86 F SI 86 X SI 88 3-2 22 G5-4-3 1B		C FF 90 B CU 77 S CH 83 B FF 91 B SL 83 S CH 84 3-3 ③ K		2 1	0 0	1 0	1 0	1 0	1 1	0 2
22 Danny Valencia, R (1, 5) OBP: 0.307, SLG: 0.341 20 Matt Tolbert, S (9, 5) OBP: 0.200, SLG: 0.254			C FF 89 B FF 92 B FF 93 F SI 93 B KC 84 X FF 94 3-2 ① P3	C SL 87 F FF 95 X FF 95 0-2 ② F9			C SI 86 X SI 86 0-1 ①② G5-4-3 1-2f		C FF 91 F FC 91 B CU 77 F CU 77 C FC 91 1-3 ① K	3 1	0 0	0 0	0 0	0 0	0 1	4 0
41 Drew Butera, R (1, 2) OBP: 0.149, SLG: 0.141			C FF 94 X FF 94 0-1 1B	C KC 84 C SL 86 S SL 87 0-3 ③ K			C SI 86 X CH 82 0-1 ③ G4-3		B FF 92 B FF 92 F FF 91 F FF 92 X FF 92 2-2 ② F9	4	0	1	0	0	1	3
12 Alexi Casilla, S (1, 4) OBP: 0.242, SLG: 0.262			C SL 91 B FF 93 F FS 86 F FF 93 B FF 93 F FF 93 F FF 94 B SL 84 C FF 93 3-3 ② K		C SL 88 B FF 90 F SL 89 X SL 87 1-2 24 2B 1B		C SI 86 X CH 82 0-1 ① G4-3		B FC 92 B FF 89 C FF 90 X FC 92 2-1 2 1B 1B	4	1	2	0	0	1	1
Inning Stats	R: 0 E: 0 K: 2 S: 11 H: 0 LOB: 0 BB: 0 P: 15	R: 0 E: 0 K: 2 S: 14 H: 0 LOB: 0 BB: 0 P: 19	R: 0 E: 0 K: 1 S: 13 H: 1 LOB: 1 BB: 0 P: 20	R: 1 E: 0 K: 2 S: 18 H: 1 LOB: 3 BB: 2 P: 30	R: 2 E: 0 K: 1 S: 17 H: 3 LOB: 1 BB: 0 P: 22	R: 0 E: 0 K: 0 S: 8 H: 1 LOB: 0 BB: 0 P: 11	R: 0 E: 0 K: 2 S: 10 H: 0 LOB: 0 BB: 0 P: 13	R: 0 E: 0 K: 2 S: 11 H: 0 LOB: 2 BB: 1 P: 21	R: 0 E: 0 K: 2 S: 15 H: 2 LOB: 3 BB: 1 P: 24	1B: 6 2B: 2 3B: 0 HR: 0 SF: 0 SAC: 0 DP: 1 HBP: 1						

	AB	34
	R	3
	H	8
	RBI	3
	BB	4
	SO	14
	LOB	21

WP: 1 PA: 39
PB: 0
SB: 0
CS: 0

PITCHER		IP	WLS	BF	H	R	ER	SO	BB	IBB	HBP	BLK	WP	HR	S	P	ERA	WHIP
23 Brandon Morrow, R ERA: 4.85	(1, 1)	5.0	W	23	5	3	3	8	2	0	1	0	0	0	73	106	5.40	1.400
57 Shawn Camp, R ERA: 2.14	(6, 1)	2.0		6	1	0	0	2	0	0	0	0	0	0	18	24	0.00	0.500
33 Carlos Villanueva, R ERA: 1.61	(8, 1)	1.0		4	0	0	0	2	1	0	0	0	1	0	11	21	0.00	1.000
29 Octavio Dotel, R ERA: 6.17	(9, 1)	1.0		6	2	0	0	2	1	0	0	0	0	0	15	24	0.00	3.000

PITCHER		IP	WLS	BF	H	R	ER	SO	BB	IBB	HBP	BLK	WP	HR	S	P	ERA	WHIP

Batter	1	2	3	4	5	6	7	8	9	AB	R	H	RBI	BB	SO	LOB
5 Yunel Escobar, R (1, 6) OBP: 0.371, SLG: 0.404	C FF 91 F FF 93 B FF 95 B FF 92 X SL 80 2-2 1B		C SL 82 C SL 83 F FF 96 B CH 82 B CH 83 X SL 83 2-2 1B		C FF 94 B FF 94 B CH 82 B FF 94 B FF 94 4-1 16 CS BB		B CH 80 B FF 93 F SL 81 X FF 92 2-1 ② SF9 2-3 3-H		C FF 93 F FF 95 B SL 84 X FF 95 1-2 ① F9	3	0	2	1	1	0	0
16 Corey Patterson, L (1, 7) OBP: 0.313, SLG: 0.431	C FF 91 C FF 93 F FF 93 D SL 80 D FF 91 1 SAFE F CH 81 S CH 81 2-3 ① K		X CH 81 0-0 ③ G4-3		B FF 93 T CH 81 B FF 93 2-1 ③ CS 1-2	X FF 89 0-0 19 1B 1B	B FF 94 B FF 94 S FF 93 X FF 93 2-1 ③ F9		C FF 95 F SL 87 X FF 97 0-2 ② P5	5	0	1	0	0	1	3
19 José Bautista, R (1, 9) OBP: 0.516, SLG: 0.849	B FF 93 X FF 92 1-0 ② F9			C CH 81 B FF 94 F FF 92 B SL 84 B FF 92 X SL 82 3-2 ① G1-3		B FF 91 B SL 81 F FF 92 X SL 83 2-1 20 FC5-4 1-3 1B		B FF 93 C CH 82 B SL 91 X CH 83 2-1 10 1B 2 2B 1B	X FF 96 0-0 E3	5	1	2	0	0	0	1
10 Edwin Encarnación, R (1, 3) OBP: 0.279, SLG: 0.350	1 SAFE X FF 92 0-0 ③ P5			B SL 80 B FF 94 X FF 93 2-0 2 1B 1B		C FF 93 X FF 93 0-1 ① P2		X SL 90 0-0 2 2B 20 SF9 1-2 1B	B FC 89 X FF 94 1-0 ③ P4	5	1	2	0	0	0	4
2 Aaron Hill, R (1, 4) OBP: 0.274, SLG: 0.299		C FF 89 B SL 79 X FF 91 1-1 ① F8		B FF 91 F FF 91 S CH 81 B FF 90 X SL 81 2-2 1-2 1B		F FF 93 1 SAFE S CH 80 B CH 80 C FF 92 1-3 ② K		S CH 81 S CH 82 B FF 93 D CH 84 X FF 94 2-2 20 SF9 9 SF7 1-3 2-H 2B		4	1	2	1	0	1	2
20 Juan Rivera, R (1, 10) OBP: 0.295, SLG: 0.266		X FF 91 0-0 ② F8		B CH 81 B FF 92 X FF 92 2-0 ② L7		1 SAFE F FF 95 X CH 81 0-1 ③ FC5-4 1-2f		C CH 84 X FF 95 0-1 ① SF9 2-3 3-H		3	0	0	1	0	0	4
9 J.P. Arencibia, R (1, 2) OBP: 0.300, SLG: 0.481		C FF 92 B FF 91 F FF 95 B FF 96 F FF 95 X SL 81 2-2 ③ F7		X SL 82 0-0 ③ P6			F FF 91 B SL 81 F FF 92 B CH 81 F FF 93 X FF 92 2-2 6 SH3-4 11 1B 5 SF9 1B	C FF 94 B FF 94 X CH 83 1-1 ② SF7 3-H		3	1	1	1	0	0	2
11 Rajai Davis, R (1, 8) OBP: 0.284, SLG: 0.311			B FF 90 C FF 92 F SL 80 B SL 82 X SL 80 2-2 ① P4		X FF 91 0-0 ① B2-3		X SL 80 0-0 5 SF9 6 SH3-4 1-2 1B	B SL 89 X CH 82 1-0 1B		4	0	2	0	0	0	0
6 John McDonald, R (1, 5) OBP: 0.276, SLG: 0.326			C FF 92 B SL 80 B FF 92 F FF 93 X SL 80 2-2 ② F7		C FF 91 F FF 92 F CH 82 B FF 95 F CH 83 F FF 93 X SL 84 2-2 ② G1-3		C SL 78 B SL 80 X FF 89 1-1 ① SH3-4 1-2 2-3	C FF 92 B FF 92 T CH 82 X SI 94 1-2 ③ P4		3	0	0	0	0	0	1
Inning Stats	R: 0 E: 0 K: 1 S: 10 H: 1 LOB: 1 BB: 0 P: 15	R: 0 E: 0 K: 0 S: 7 H: 0 LOB: 0 BB: 0 P: 10	R: 0 E: 0 K: 0 S: 11 H: 1 LOB: 1 BB: 0 P: 17	R: 0 E: 0 K: 0 S: 9 H: 2 LOB: 2 BB: 0 P: 18	R: 0 E: 0 K: 0 S: 9 H: 0 LOB: 0 BB: 1 P: 17	R: 0 E: 0 K: 1 S: 10 H: 2 LOB: 2 BB: 0 P: 13	R: 1 E: 0 K: 0 S: 11 H: 2 LOB: 1 BB: 0 P: 18	R: 3 E: 0 K: 0 S: 14 H: 4 LOB: 1 BB: 0 P: 21	R: 0 E: 1 K: 0 S: 8 H: 0 LOB: 1 BB: 0 P: 10	1B: 11 2B: 1 3B: 0 HR: 0 SF: 3 SAC: 1 DP: 0 HBP: 0						

PITCHER		IP	WLS	BF	H	R	ER	SO	BB	IBB	HBP	BLK	WP	HR	S	P	ERA	WHIP
37 Max Scherzer, R ERA: 2.81	(1, 1)	7.0		29	8	1	0	2	1	0	0	0	0	0	67	108	0.00	1.286
53 Joaquín Benoit, R ERA: 7.98	(8, 1)	1.0	L	7	4	3	3	0	0	0	0	0	0	0	14	21	27.00	4.000
45 Ryan Perry, R ERA: 7.88	(9, 1)	1.0		4	0	0	0	0	0	0	0	0	0	0	8	10	0.00	0.000

PITCHER	IP	WLS	BF	H	R	ER	SO	BB	IBB	HBP	BLK	WP	HR	S	P	ERA	WHIP

TOP

Toronto Blue Jays @ Detroit Tigers

Comerica Park, Detroit, MI

Mon May 16 2011, 7:07 PM - 9:59 PM EDT

Att. 20,444 - Cloudy - 44 F

livebaseballscorecards.com

AB	35
R	4
H	12
RBI	4
BB	1
SO	2
LOB	17

WP: 0	PA: 41		
PB: 0			
SB: 0			
CS: 1			

Toronto Blue Jays @ Detroit Tigers

Comerica Park, Detroit, MI

Mon May 16 2011, 7:07 PM - 9:59 PM EDT

Att. 20,444 - Cloudy - 44 F

livebaseballscorecards.com

Batter	1	2	3	4	5	6	7	8	9	AB	R	H	RBI	BB	SO	LOB
14 Austin Jackson, R (1, 8) OBP: 0.293, SLG: 0.356	C CH 85 C FF 92 B FF 95 X CU 82 1-2 26 BB 12 S 24 SF9 1B		B SI 94 B SI 94 F FF 94 F FF 95 X FF 96 2-2 ② L4		C FF 93 B FF 94 B FC 91 B FF 95 1 SAFE B FF 94 4-1 1-2 BB		B SI 94 F SI 93 X SI 94 1-1 ③ G5-3			3	1	1	0	1	0	1
12 Andy Dirks, L (1, 7) OBP: 0.667, SLG: 0.500 25 Ryan Raburn, R (8, PH) OBP: 0.254, SLG: 0.364 (9, 7)	1 SAFE B SI 94 B SI 95 B FF 94 C FF 94 B SI 94 4-1 24 SF9 26 BB 1-2 BB		X FF 95 0-0 26 PO 1B		C FF 94 F CH 87 D CH 87 F CU 83 B FF 94 F FF 94 B FF 94 X CH 87 3-2 ③ F7			B SI 91 B CH 84 C SI 91 X SI 91 2-1 ① G5-3		2 1	0 0	1 0	0 0	1 0	0 0	2 0
26 Brennan Boesch, L (1, 9) OBP: 0.353, SLG: 0.396	B SI 94 B CH 87 B FF 94 C FF 94 D FF 94 4-1 41 G6-3 1-2 2-3 BB		1 SAFE C FF 93 1 SAFE B FF 94 B SI 93 1 SAFE 2-1 ③ PO 1-2	X FF 94 0-0 ① F7		C FF 92 B CU 81 X CH 87 1-1 ① G5-3		B SI 92 X SL 86 1-0 ② G4-3		3	0	0	0	1	0	0
24 Miguel Cabrera, R (1, 3) OBP: 0.441, SLG: 0.536	B CU 82 B SI 95 C FF 94 B FF 95 X FF 95 3-1 ① SF9 2-3 3-H			B FF 95 B FF 94 B CH 86 B FF 95 4-0 BB		B FF 90 F FF 91 F FF 95 B FC 92 B FF 94 F FF 94 F FF 94 B FF 94 4-2 41 G1-3 BB		B SI 92 X SI 91 1-0 ③ G6-3		1	0	0	1	2	0	0
41 Victor Martinez, S (1, 10) OBP: 0.375, SLG: 0.525	F SI 94 B SI 94 B CH 87 X FF 94 2-1 ②③ G6-3 1-2f			B CH 87 X FF 94 1-0 ② P5	C SI 94 X SI 94 0-1 ② G1-3 1-2				B FF 92 C FF 93 B FF 94 X FF 94 2-1 ① P5	4	0	0	0	0	0	4
27 Jhonny Peralta, R (1, 6) OBP: 0.363, SLG: 0.519		C FF 93 B FC 91 F CH 86 S FF 94 1-3 ① K		D CU 81 X FF 94 1-0 ③ F8	B FC 92 F FC 90 B FC 93 B FF 94 X SI 93 3-1 ③ L7				B FF 94 B FF 94 C FF 93 C FF 94 B FS 87 F FF 94 X FF 95 3-2 HR	4	1	1	1	0	1	2
13 Alex Avila, L (1, 2) OBP: 0.336, SLG: 0.518		C SI 95 B FC 92 F FF 94 B FF 95 B CH 89 X SI 95 3-2 ② F7			X FF 94 0-0 ① F8		B SI 94 C CH 86 B CH 87 B SI 95 B FF 93 4-1 15 SH1-3 BB		B FF 95 B FF 94 C FF 94 F FF 94 B CU 78 F FF 94 B FF 94 4-2 BB	2	0	0	0	2	0	0
15 Brandon Inge, R (1, 5) OBP: 0.255, SLG: 0.295		B FF 92 B CH 88 C FF 94 T SI 95 F SI 94 B CU 83 T FF 94 3-2 ③ K			C SI 95 F FF 92 B CU 83 X SL 85 1-2 14 BB 1B		1 SAFE X FC 90 0-0 ① SH1-3 1-2		C FF 94 D FS 87 F FS 87 F FF 95 F FS 85 X CU 78 1-2 ② F7	3	0	1	0	0	1	1
39 Ramon Santiago, S (1, 4) OBP: 0.316, SLG: 0.327 32 Don Kelly, L (9, PH) OBP: 0.311, SLG: 0.357			B SI 92 C SI 94 F FF 94 F SI 95 B CU 82 X CH 89 2-2 ① G4-3		1 SAFE 1 SAFE X CH 85 0-0 ② P3		C SI 93 B FF 93 X FF 94 1-1 ② P5		F FF 94 X FS 86 0-1 ③ L9	3 1	0 0	0 0	0 0	0 0	0 0	2 1
Inning Stats	R: 1 E: 0 K: 0 S: 9 H: 1 LOB: 1 BB: 2 P: 23	R: 0 E: 0 K: 2 S: 10 H: 0 LOB: 0 BB: 0 P: 17	R: 0 E: 0 K: 0 S: 9 H: 1 LOB: 0 BB: 0 P: 15	R: 0 E: 0 K: 0 S: 3 H: 0 LOB: 1 BB: 1 P: 9	R: 0 E: 0 K: 0 S: 11 H: 1 LOB: 2 BB: 1 P: 19	R: 0 E: 0 K: 0 S: 10 H: 0 LOB: 1 BB: 1 P: 18	R: 0 E: 0 K: 0 S: 6 H: 0 LOB: 1 BB: 1 P: 12	R: 0 E: 0 K: 0 S: 4 H: 0 LOB: 0 BB: 0 P: 8	R: 1 E: 0 K: 0 S: 16 H: 1 LOB: 1 BB: 1 P: 26	1B: 3 2B: 0 3B: 0 HR: 1 SF: 1 SAC: 1 DP: 1 HBP: 0						

	AB	27
	R	2
	H	4
	RBI	2
	BB	7
	SO	2
	LOB	13

WP: 0 PA: 37
PB: 0
SB: 1
CS: 0

PITCHER		IP	WLS	BF	H	R	ER	SO	BB	IBB	HBP	BLK	WP	HR	S	P	ERA	WHIP
4 Kyle Drabek, R ERA: 4.32	(1, 1)	7.0	W	28	3	1	1	2	6	0	0	0	0	0	58	113	1.29	1.286
34 Marc Rzepczynski, L ERA: 2.41	(8, 1)	1.0	H	3	0	0	0	0	0	0	0	0	0	0	4	8	0.00	0.000
50 Frank Francisco, R ERA: 3.6	(9, 1)	1.0	S	5	1	1	1	0	1	0	0	0	0	1	16	26	9.00	2.000

PITCHER	IP	WLS	BF	H	R	ER	SO	BB	IBB	HBP	BLK	WP	HR	S	P	ERA	WHIP

Tampa Bay Rays @ Toronto Blue Jays

Rogers Centre, Toronto, ON

Wed May 18 2011, 7:09 PM - 10:26 PM EDT

Att. 14,415 - Roof Closed - 68 F

TOP

livebaseballscorecards.com

Batter	1	2	3	4	5	6	7	8	9	AB	R	H	RBI	BB	SO	LOB
5 Sam Fuld, L (1, 7) OBP: 0.284, SLG: 0.356	B FC 89 C FC 88 X FC 90 1-1 ① G4-3	X FF 89 0-0 SH 1-2 3-H	C FC 89 B CH 81 X FF 90 1-1 ③ P6			B FF 88 B FF 88 C FF 86 L FF 89 X CH 82 2-2 18 G4-6-3 1B		B SI 92 C SI 92 C FF 92 F FC 92 1 SAFE C FF 93 1-3 ③ K		4	0	1	1	0	1	2
18 Ben Zobrist, S (1, 4) OBP: 0.374, SLG: 0.551	B SI 89 C SI 88 B SL 87 B SI 90 B SI 90 4-1 ② 3 L5-4 22 1B BB	B SI 90 B SL 85 C SI 89 F FF 90 F SL 86 X SI 90 2-2 ② F7		C CH 80 B CH 80 B SI 88 F SL 83 F SI 88 F SL 84 F FC 89 F SL 85 B CU 77 3-2 ① F9		1 SAFE 1 SAFE C CH 80 1 SAFE 1 SAFE X FF 89 0-1 ①② G4-6-3 1-2f			S CH 87 B FF 93 B FF 93 F FF 93 X FF 94 2-2 ① G3	4	0	0	0	1	0	3
22 Johnny Damon, L (1, 10) OBP: 0.305, SLG: 0.443	C SI 89 C SI 89 F SL 86 X SL 85 0-2 1-2 1B	X SI 89 0-0 ③ G3		B FF 87 F SI 87 B SL 83 S FC 87 F SL 85 B SI 87 X FC 87 3-2 3 S 1B		B EP 60 S CH 82 C FF 91 S SL 83 1-3 ③ K			C FF 94 B FF 94 B CH 88 B FF 94 B FF 94 4-1 3 2B BB	4	0	2	0	1	1	2
3 Evan Longoria, R (1, 5) OBP: 0.352, SLG: 0.459	B SI 90 D SL 86 C SL 85 F FF 89 B FC 90 X SL 86 3-2 ②③ L5-4 2-2		B FF 88 H FC 89 2-0 20 HR HBP	F SI 88 D SL 83 B SL 82 X SI 89 2-1 ② F7 1-2			B CU 78 C CH 82 C SL 82 T FF 90 1-2 ① K		1 SAFE 1 SAFE 1 SAFE D FF 94 1 SAFE C SL 83 X FF 93 1-1 1-3 2B	4	1	1	0	0	1	3
20 Matt Joyce, L (1, 9) OBP: 0.434, SLG: 0.619		B SI 88 B SI 88 C SL 84 B CH 82 B SL 85 4-1 11 G4-3 9 E 2 HBP BB	X 0-0 1-H HR	C SL 83 B SL 83 B CH 79 F SL 83 X CH 82 2-2 ③ F7			B CU 72 F CH 83 B CU 75 B FF 90 F CH 82 S SL 83 3-3 ② K		I IN 62 I IN 65 I IN 64 I IN 66 4-0 IBB	3	2	1	2	2	1	1
2 B.J. Upton, R (1, 8) OBP: 0.327, SLG: 0.440		H FF 88 1-0 11 G4-3 9 E 1-2 HBP	B SI 90 S SL 85 C SL 83 X SI 91 1-2 11 E 9 SF9 1B		B SL 82 C FC 86 X FC 87 1-1 ① F8		F FF 91 F FF 90 B FF 90 S CH 84 1-3 ③ K		F FF 93 B FF 92 B FF 92 F FF 92 D CH 87 F FF 94 C FF 94 3-3 ② K	4	2	1	0	0	2	3
11 Casey Kotchman, L (1, 3) OBP: 0.393, SLG: 0.402		B FF 88 C FF 89 S SI 91 X SI 91 1-2 ① G4-3 1-2 2-3	1 SAFE 1 SAFE X CH 81 0-0 9 WP 1-3 1B		C SL 82 B FF 87 F SL 86 F SI 88 X CH 80 1-2 ② F7			C SI 92 F CH 86 B FF 92 X CH 86 1-2 ① G6-3	F FF 93 B FF 94 B FF 94 S FF 93 B FF 94 X FF 93 3-2 ③ F9	5	0	1	0	0	0	5
9 Elliot Johnson, S (1, 6) OBP: 0.339, SLG: 0.472		B SL 85 C FF 90 B SL 85 C SI 90 X SI 90 2-2 E1 5 SH 2-H 3-H 1B	L FF 90 B FF 92 B FC 91 C FC 90 F SL 85 X FC 90 2-2 ① SF9 1-2 3-H		X FF 87 0-0 3B			X FF 93 0-0 ② B3		3	1	2	3	0	0	0
28 John Jaso, L (1, 2) OBP: 0.286, SLG: 0.373		B SL 86 C FC 91 B FF 90 C SL 85 B SI 90 F FC 90 B SI 92 4-2 5 SH BB	C SL 84 B SL 84 C SI 89 F FC 90 B CH 82 X FC 90 2-2 ② F8		C SL 84 F SL 84 D CH 82 S CH 82 1-3 ③ K			B FC 92 C FF 92 X FF 92 1-1 E3		3	0	0	0	1	1	2
Inning Stats	R: 0 E: 0 K: 0 S: 10 H: 1 LOB: 1 BB: 1 P: 18	R: 3 E: 2 K: 0 S: 16 H: 1 LOB: 2 BB: 2 P: 30	R: 3 E: 1 K: 0 S: 15 H: 3 LOB: 1 BB: 0 P: 23	R: 0 E: 0 K: 0 S: 17 H: 1 LOB: 1 BB: 0 P: 27	R: 0 E: 0 K: 1 S: 10 H: 1 LOB: 1 BB: 0 P: 13	R: 0 E: 0 K: 1 S: 8 H: 1 LOB: 0 BB: 0 P: 11	R: 0 E: 0 K: 3 S: 9 H: 0 LOB: 0 BB: 0 P: 14	R: 0 E: 1 K: 1 S: 10 H: 0 LOB: 1 BB: 0 P: 13	R: 0 E: 0 K: 1 S: 13 H: 1 LOB: 3 BB: 2 P: 30	1B: 6 2B: 2 3B: 1 HR: 1	SF: 1 SAC: 1 DP: 2 HBP: 2	WP: 1 PB: 0 SB: 1 CS: 0	PA: 43				

PITCHER		IP	WLS	BF	H	R	ER	SO	BB	IBB	HBP	BLK	WP	HR	S	P	ERA	WHIP
51 Jesse Litsch, R ERA: 4.66	(1, 1)	5.0	L	27	7	6	5	1	3	0	2	0	1	1	68	111	9.00	2.000
33 Carlos Villanueva, R ERA: 1.48	(6, 1)	2.0		6	1	0	0	4	0	0	0	0	0	0	17	25	0.00	0.500
44 Casey Janssen, R ERA: 1.53	(8, 1)	1.0		4	0	0	0	1	0	0	0	0	0	0	10	13	0.00	0.000
54 Jason Frasor, R ERA: 1.53	(9, 1)	1.0		6	1	0	0	1	1	1	0	0	0	0	13	30	0.00	2.000

PITCHER	IP	WLS	BF	H	R	ER	SO	BB	IBB	HBP	BLK	WP	HR	S	P	ERA	WHIP

AB	34
R	6
H	9
RBI	6
BB	5
SO	7
LOB	21

BOTTOM

Batter	1	2	3	4	5	6	7	8	9	AB	R	H	RBI	BB	SO	LOB
5 Yunel Escobar, R (1, 6) OBP: 0.366, SLG: 0.393	B SI 90 B SI 92 F FF 90 C SI 92 F CH 82 T CH 79 2-2 ① K		C CH 80 B CH 78 F CH 78 X FF 91 1-2 ③ G6-3		B SI 91 B CH 82 F FF 90 C CU 73 X CH 84 2-2 ③ F7		B SL 80 B FC 88 B FC 87 B FF 92 4-0 19 IBB BB		C SL 89 X SL 86 0-1 ② G6-3 3-H	4	0	0	1	1	1	0
16 Corey Patterson, L (1, 7) OBP: 0.316, SLG: 0.453	S FF 90 B FF 88 X CH 81 1-1 ② P3			B CH 79 F CH 79 X CH 79 1-1 2 FC5-4 3B		C CU 71 F FF 88 B FF 91 B FF 92 X CH 82 2-2 2 2B 2B	C FF 92 S CU 72 D SL 84 F CU 73 B FF 92 B CH 84 1 SAFE S FF 92 3-3 ② K		C SL 85 S FF 96 B SI 96 F FC 91 C SI 94 1-3 ③ K	5	2	2	0	0	2	1
19 José Bautista, R (1, 9) OBP: 0.522, SLG: 0.843	B FF 91 B FF 90 C CU 75 C CH 80 X FF 90 2-2 1B			B CU 76 B CU 78 B SI 91 B CH 80 4-0 2 FC5-4 BB		B CU 75 X CU 75 1-0 ① F7	I IN 76 I IN 75 I IN 75 1-2 4-0 IBB			2	0	1	0	2	0	1
2 Aaron Hill, R (1, 4) OBP: 0.273, SLG: 0.307	C CH 81 S CH 80 S CH 81 0-3 ③ K			X CU 74 0-0 ① FC5-4 10 S 1-2f 3-H		B CH 81 C FF 91 X FF 91 1-1 46 1B 2B 2-H	B CU 80 X CU 79 1-0 ③ F9			4	1	1	2	0	1	4
10 Edwin Encarnación, R (1, 3) OBP: 0.271, SLG: 0.339		B FF 90 C FF 89 X FF 89 1-1 ① P3		F FF 92 B CU 77 B CH 80 S CH 81 C CH 82 2-3 ② K 1-2		D CU 76 X CU 76 1-0 ② P5		C FF 90 B FS 83 B FF 91 B CU 81 X FF 92 3-1 ① P4		4	0	0	0	0	1	2
9 J.P. Arencibia, R (1, 2) OBP: 0.298, SLG: 0.468		C CH 79 S CH 79 B CU 78 S CH 80 1-3 ② K		B CU 75 X CU 76 1-0 ③ P4		B SI 91 2 SAFE D CH 82 B CH 81 B SI 92 4-0 46 1B BB		X FF 92 0-0 ② P2		3	0	0	0	1	1	1
46 Eric Thames, L (1, 10) OBP: 0.500, SLG: 0.333		S FF 91 B FF 91 S CH 80 C FF 93 1-3 ③ K			B SI 90 B SI 90 F FF 90 B CH 81 F FF 90 B SI 91 4-2 11 E 11 FC4 28 G6-3 BB	S CH 83 X CH 82 0-1 1-2 2-H 1B		C CU 80 S FS 81 B FF 92 B FF 92 S FS 81 2-3 ③ K		3	1	1	1	1	2	0
11 Rajai Davis, R (1, 8) OBP: 0.283, SLG: 0.319			C FF 90 B CU 74 S CU 72 S CH 78 1-3 ① K		1 SAFE 1 SAFE S FF 91 F FF 90 X CH 83 0-2 FC4 28 G6-3 1-3	F FC 88 F FF 93 X FC 87 0-2 ③ G3-1			F FF 93 X SL 89 0-1 28 S 5 G6-3 2B	4	1	1	0	0	1	3
28 Jayson Nix, R (1, 5) OBP: 0.345, SLG: 0.388			C CU 72 B FF 90 B CU 75 S CH 80 X SI 92 2-2 ② G6-3		X CH 81 0-0 ① ② G6-3 1-2f 3-H		B SL 77 B FC 87 C FF 93 F FC 87 X SL 81 2-2 ① F7		B SL 90 C SI 93 X FF 97 1-1 ① P2 2-3	4	0	0	0	0	0	2
Inning Stats	R: 0 E: 0 K: 2 S: 12 H: 1 LOB: 1 BB: 0 P: 17	R: 0 E: 0 K: 2 S: 8 H: 0 LOB: 0 BB: 0 P: 11	R: 0 E: 0 K: 1 S: 9 H: 0 LOB: 0 BB: 0 P: 13	R: 1 E: 0 K: 1 S: 7 H: 1 LOB: 1 BB: 1 P: 15	R: 1 E: 1 K: 0 S: 9 H: 0 LOB: 0 BB: 1 P: 15	R: 2 E: 0 K: 0 S: 12 H: 3 LOB: 2 BB: 1 P: 21	R: 0 E: 0 K: 1 S: 8 H: 0 LOB: 2 BB: 2 P: 22	R: 0 E: 0 K: 1 S: 6 H: 0 LOB: 0 BB: 0 P: 11	R: 1 E: 0 K: 1 S: 10 H: 1 LOB: 0 BB: 0 P: 12	1B: 2 2B: 3 3B: 1 HR: 0 SF: 0 SAC: 0 DP: 1 HBP: 0						

PITCHER		IP	WLS	BF	H	R	ER	SO	BB	IBB	HBP	BLK	WP	HR	S	P	ERA	WHIP
58 Jeremy Hellickson, R ERA: 3.18	(1, 1)	5.2	W	25	5	4	3	6	3	0	0	0	0	0	54	89	4.76	1.412
37 Juan Cruz, R ERA: 2.7	(6, 1)	0.2	H	3	0	0	0	0	1	0	0	0	0	0	6	12	0.00	1.500
27 Cesár Ramos, L ERA: 4.05	(7, 1)	0.1	H	2	0	0	0	1	0	1	0	0	0	0	4	11	0.00	0.000
62 Joel Peralta, R ERA: 2.82	(7, 1)	1.1	H	4	0	0	0	1	0	0	0	0	0	0	7	13	0.00	0.000
43 Kyle Farnsworth, R ERA: 1.76	(9, 1)	1.0	S	4	1	1	1	1	0	0	0	0	0	0	10	12	9.00	1.000

PITCHER	IP	WLS	BF	H	R	ER	SO	BB	IBB	HBP	BLK	WP	HR	S	P	ERA	WHIP

Tampa Bay Rays @ Toronto Blue Jays

Rogers Centre, Toronto, ON

Wed May 18 2011, 7:09 PM - 10:26 PM EDT

Att. 14,415 - Roof Closed - 68 F

livebaseballscorecards.com

AB	33
R	5
H	6
RBI	4
BB	5
SO	9
LOB	14

1B: 2	SF: 0	WP: 0	PA: 38
2B: 3	SAC: 0	PB: 0	
3B: 1	DP: 1	SB: 2	
HR: 0	HBP: 0	CS: 0	

Batter	1	2	3	4	5	6	7	8	9	AB	R	H	RBI	BB	SO	LOB
18 Ben Zobrist, S (1, 9) OBP: 0.366, SLG: 0.538	C FF 93 B SI 93 C SI 93 B FF 93 F FF 93 X CH 87 2-2 ① G6-3			T SI 90 X CU 79 0-1 ① G6-3		C SI 90 F SI 91 S CH 85 0-3 ② K		C SI 91 F SI 91 X SL 84 0-2 ② F9		4	0	0	0	0	1	0
22 Johnny Damon, L (1, 10) OBP: 0.304, SLG: 0.438	B SI 93 F FF 92 B SI 93 X SI 93 2-1 ② G4-3			B CU 76 B SI 92 B SI 92 C FF 92 X SI 92 3-1 ② G3		C FF 92 S FF 92 B CH 85 X FF 91 1-2 3 BB 1B		C SI 92 B SL 86 S SL 84 B SL 85 B SL 85 X SL 84 3-2 ③ G4-3		4	0	1	0	0	0	0
3 Evan Longoria, R (1, 5) OBP: 0.347, SLG: 0.438	B SI 93 S FF 93 B SI 93 C CH 87 F FF 94 B FF 94 F FF 94 S CH 87 3-3 ③ K			C SI 92 B FF 92 B FF 93 S SI 93 C CU 79 2-3 ③ K		B CH 82 B SI 88 D SI 90 B FF 91 4-0 1-2 BB			B FF 93 F FF 94 X FF 94 1-1 ① P6	3	0	0	0	1	2	0
20 Matt Joyce, L (1, 7) OBP: 0.423, SLG: 0.600		X SI 91 0-0 ① G3			C FF 90 B FF 92 X SI 90 1-1 ① F8	B SI 91 S FF 91 B CU 76 B FF 92 S SI 91 X FF 91 3-2 ③ F9			X FS 88 0-0 ② F8	4	0	0	0	0	0	2
2 B.J. Upton, R (1, 8) OBP: 0.331, SLG: 0.461		C SI 91 S FF 92 F FF 92 F FF 93 X FF 93 0-2 24 G4-6-3 1B			B FF 93 X FF 92 1-0 HR		C FF 89 B CH 85 X SI 90 1-1 ① F8		F FF 93 S FF 94 X FF 96 0-2 ③ F8	4	1	2	1	0	0	0
24 Dan Johnson, L (1, 3) OBP: 0.179, SLG: 0.167 11 Casey Kotchman, L (7, 3) OBP: 0.393, SLG: 0.402		C SI 93 X SI 94 0-1 ② ③ G4-6-3 1-2f			B FF 92 F FF 92 B FF 94 F FF 93 S CU 78 2-3 ② K		B FF 91 F FF 90 X FF 91 1-1 ② F9			3 0	0 0	0 0	0 0	0 0	1 0	1 0
1 Sean Rodríguez, R (1, 4) OBP: 0.295, SLG: 0.403			B SI 92 X SI 93 1-0 ① G5-3		C SI 93 B SI 89 S CH 86 F CH 86 B FF 94 B FF 91 B SI 90 4-2 BB		B CH 84 B SI 89 X FF 90 2-0 ③ G5-3			2	0	0	0	1	0	0
15 Reid Brignac, L (1, 6) OBP: 0.208, SLG: 0.186 9 Elliot Johnson, S (8, PH) OBP: 0.333, SLG: 0.463 (8, 6)			B FF 93 B SI 90 C FF 91 F FF 92 F CU 77 F FF 92 B SI 93 F FF 93 F FF 92 3-3 ② K		B FF 93 1 SAFE 1 SAFE B FF 91 B FF 92 C FF 92 S SI 91 C FF 91 3-3 ③ K			B SI 91 X SI 90 1-0 ① G5-3		2 1	0 0	0 0	0 0	0 0	2 0	1 0
10 Kelly Shoppach, R (1, 2) OBP: 0.222, SLG: 0.258			F FF 93 X FF 93 0-1 ③ F9			T FF 91 X SI 90 0-1 ① G5-3		F SI 91 B CH 85 B SI 91 S SI 92 X SI 92 2-2 HR		3	1	1	1	0	0	0
Inning Stats	R: 0 E: 0 K: 1 S: 11 H: 0 LOB: 0 BB: 0 P: 18	R: 0 E: 0 K: 0 S: 8 H: 1 LOB: 0 BB: 0 P: 8	R: 0 E: 0 K: 1 S: 11 H: 0 LOB: 0 BB: 0 P: 15	R: 0 E: 0 K: 1 S: 7 H: 0 LOB: 0 BB: 0 P: 12	R: 1 E: 0 K: 2 S: 12 H: 1 LOB: 1 BB: 1 P: 23	R: 0 E: 0 K: 1 S: 11 H: 1 LOB: 2 BB: 1 P: 19	R: 0 E: 0 K: 0 S: 5 H: 0 LOB: 0 BB: 0 P: 9	R: 1 E: 0 K: 0 S: 10 H: 1 LOB: 0 BB: 0 P: 16	R: 0 E: 0 K: 0 S: 6 H: 0 LOB: 0 BB: 0 P: 7	1B: 2 2B: 0 3B: 0 HR: 2	SF: 0 SAC: 0 DP: 1 HBP: 0			WP: 0 PB: 0 SB: 0 CS: 0	PA: 32		

TOP

Tampa Bay Rays @ Toronto Blue Jays

Rogers Centre, Toronto, ON

Thu May 19 2011, 7:10 PM - 9:24 PM EDT

Att. 12,590 - Cloudy - 59 F

livebaseballscorecards.com

AB	30
R	2
H	4
RBI	2
BB	2
SO	6
LOB	4

PITCHER		IP	WLS	BF	H	R	ER	SO	BB	IBB	HBP	BLK	WP	HR	S	P	ERA	WHIP
24 Ricky Romero, L ERA: 3.1	(1, 1)	7.0	W	25	3	1	1	6	2	0	0	0	0	1	65	104	1.29	0.714
34 Marc Rzepczynski, L ERA: 2.75	(8, 1)	1.0	H	4	1	1	1	0	0	0	0	0	0	1	10	16	9.00	1.000
50 Frank Francisco, R ERA: 3.27	(9, 1)	1.0	S	3	0	0	0	0	0	0	0	0	0	0	6	7	0.00	0.000

PITCHER	IP	WLS	BF	H	R	ER	SO	BB	IBB	HBP	BLK	WP	HR	S	P	ERA	WHIP

Batter	1	2	3	4	5	6	7	8	9	AB	R	H	RBI	BB	SO	LOB
5 Yunel Escobar, R (1, 6) OBP: 0.358, SLG: 0.383	X CH 87 0-0 ① F9		1 SAFE B SI 85 B FF 86 X SI 90 2-0 ②③ G5-3 1-2			X FF 88 0-0 ② L7	C KC 81 S SL 87 B FF 94 X KC 81 1-2 ③ G6-3			4	0	0	0	0	0	3
16 Corey Patterson, L (1, 7) OBP: 0.314, SLG: 0.447	B FF 87 X FF 88 1-0 ② B3			C KC 76 X FF 84 0-1 ① G6-3		C FF 86 B KC 78 X FF 92 1-1 1B		X FF 90 0-0 ① P5		4	0	1	0	0	0	0
19 José Bautista, R (1, 9) OBP: 0.509, SLG: 0.816	C FF 89 X KC 78 0-1 ③ F8			C KC 78 B FF 88 B KC 79 F FF 93 B SI 92 X KC 82 3-2 ② G6-3		X FF 92 0-0 ③ F7		C KC 79 F FF 86 S SI 90 0-3 ② K		4	0	0	0	0	1	1
2 Aaron Hill, R (1, 4) OBP: 0.272, SLG: 0.298		C FF 87 F SI 88 X FF 89 0-2 ① F9		F FF 87 S SI 90 B KC 80 B FF 85 X FF 92 2-2 ③ F7			F SL 86 F SL 84 X FF 93 0-2 ① F8	B KC 78 B SI 90 B FF 92 C FF 91 C KC 79 B FF 93 4-2 20 2B BB		3	0	0	0	1	0	0
20 Juan Rivera, R (1, 3) OBP: 0.307, SLG: 0.305		B SI 90 B FF 91 B SI 90 C FF 90 X FF 92 3-1 HR			X FF 86 0-0 ① L9		C FF 91 B KC 80 B FF 91 F SI 91 B FF 95 B FF 94 4-2 9 HR BB	B SI 89 S SL 86 C SL 86 X FF 91 1-2 1-3 2B		3	2	2	1	1	0	0
9 J.P. Arencibia, R (1, 2) OBP: 0.305, SLG: 0.496		C FF 91 X KC 79 0-1 ② G6-3			C FF 88 X SI 89 0-1 46 1B 1B		X FF 87 0-0 1-H HR	B FC 87 B SL 84 C CH 85 B FF 94 F FC 87 F FC 88 F SL 80 X FC 86 3-2 ③ G1-3		4	1	2	2	0	0	2
46 Eric Thames, L (1, 10) OBP: 0.571, SLG: 0.400		F FF 91 B FF 92 C KC 79 B KC 79 F FF 94 B FF 94 F FF 94 C KC 81 3-3 ③ K			X SI 85 0-0 11 G5-4-3 1-2 1B		B KC 78 F FF 87 C FF 92 B SI 92 F CH 79 B SI 86 B FF 93 4-2 11 BB BB			2	0	1	0	1	1	0
11 Rajai Davis, R (1, 8) OBP: 0.294, SLG: 0.323			X FF 89 0-0 5 CS 1B		S KC 77 S SL 87 X SL 86 0-2 ②③ G5-4-3 1-2f		1 SAFE 1 SAFE B SL 86 1 SAFE B FF 88 B KC 78 B FF 91 4-0 1-2 BB			2	0	1	0	1	0	2
28 Jayson Nix, R (1, 5) OBP: 0.328, SLG: 0.365			C FF 90 X FF 86 0-1 ① F7			X FF 89 0-0 ① P6	B FF 88 B FF 92 T FF 93 F KC 81 C FF 94 2-3 ② K			3	0	0	0	0	1	3
Inning Stats	R: 0 E: 0 K: 0 S: 4 H: 0 LOB: 0 BB: 0 P: 5	R: 1 E: 0 K: 1 S: 12 H: 1 LOB: 0 BB: 0 P: 18	R: 0 E: 0 K: 0 S: 4 H: 1 LOB: 0 BB: 0 P: 6	R: 0 E: 0 K: 0 S: 8 H: 0 LOB: 0 BB: 0 P: 13	R: 0 E: 0 K: 0 S: 7 H: 2 LOB: 1 BB: 0 P: 7	R: 0 E: 0 K: 0 S: 5 H: 1 LOB: 1 BB: 0 P: 6	R: 2 E: 0 K: 1 S: 15 H: 1 LOB: 2 BB: 3 P: 30	R: 0 E: 0 K: 1 S: 14 H: 1 LOB: 2 BB: 1 P: 22		1B: 4 2B: 1 3B: 0 HR: 2 SF: 0 SAC: 0 DP: 1 HBP: 0				WP: 0 PB: 0 SB: 0 CS: 1 PA: 33		

PITCHER		IP	WLS	BF	H	R	ER	SO	BB	IBB	HBP	BLK	WP	HR	S	P	ERA	WHIP
40 Wade Davis, R ERA: 3.47	(1, 1)	7.2	L	32	7	3	3	3	4	0	0	0	0	2	64	99	3.52	1.435
37 Juan Cruz, R ERA: 2.65	(8, 1)	0.1		1	0	0	0	0	0	0	0	0	0	0	5	8	0.00	0.000

PITCHER	IP	WLS	BF	H	R	ER	SO	BB	IBB	HBP	BLK	WP	HR	S	P	ERA	WHIP

BOTTOM

Tampa Bay Rays @ Toronto Blue Jays

Rogers Centre, Toronto, ON

Thu May 19 2011, 7:10 PM - 9:24 PM EDT

Att. 12,590 - Cloudy - 59 F

livebaseballscorecards.com

AB	29
R	3
H	7
RBI	3
BB	4
SO	3
LOB	11

Batter	1	2	3	4	5	6	7	8	9	AB	R	H	RBI	BB	SO	LOB
21 Michael Bourn, L (1, 8) OBP: 0.342, SLG: 0.353	B FF 89 X SI 90 1-0 9 G3-1 12 S 1B		C SL 84 S SL 83 B SL 80 B SL 85 C FF 92 2-3 ② K			B SI 89 X SI 89 1-0 9 CS 1B		B CH 84 C FF 90 B CU 73 B CH 83 C B FC 89 4-2 12 1B 9 2B BB	L CH 82 B CH 83 F CH 82 X SL 80 1-2 12 S 3-H 1B	4	1	3	1	1	1	0
12 Clint Barmes, R (1, 6) OBP: 0.320, SLG: 0.328	1 SAFE 1 SAFE B SI 89 D SI 91 1 SAFE C FF 91 B FF 90 C FF 90 B FF 91 4-2 9 G3-1 1-2 BB		F SI 91 F SI 91 B CH 85 F CH 84 F SI 92 B CH 85 S CH 84 2-3 ③ K			X CH 82 0-0 ① B3		1 SAFE F FF 90 F SL 85 F FF 90 1 SAFE B FF 88 D CU 75 X FF 89 2-2 9 2B 1-2 1B	C SI 87 F CH 84 D SL 81 X CH 84 1-2 ③ F8 1-2	4	1	1	0	1	1	2
9 Hunter Pence, R (1, 9) OBP: 0.338, SLG: 0.454	X CH 84 0-0 ① G3-1 1-2 2-3			X SI 90 0-0 4 G6-4-3 1B		F CH 81 D CH 83 1 SAFE P PO 88 S CH 83 B CH 83 F CH 84 F SI 91 X CH 84 3-2 ②③ F8 1-2		B SL 86 C SL 84 X FF 89 1-1 1-H 2-H 2B		4	0	2	2	0	0	3
45 Carlos Lee, R (1, 10) OBP: 0.267, SLG: 0.380	C FF 90 F FF 91 B CU 80 F FF 90 B CH 84 S CU 79 2-3 ② K			1 SAFE B SI 90 F SI 90 B FF 89 F CH 83 X SI 91 2-2 ① P4			C SI 89 B SI 90 X FF 90 1-1 ① G6-3	B SL 86 X FF 88 1-0 ③ F8		4	0	0	0	0	1	4
4 Jason Michaels, R (1, 7) OBP: 0.226, SLG: 0.241	F FF 90 F FF 88 S CH 85 0-3 ③ K			1 SAFE 1 SAFE X SI 90 0-0 ②③ G6-4-3 1-2f			B SI 90 F FF 91 B CH 82 X SI 89 2-1 16 G6-3 1B		S FF 94 F FF 94 B FF 94 B CU 78 B FS 86 F FF 94 C FF 95 3-3 ① K	4	0	1	0	0	2	3
16 Matt Downs, R (1, 3) OBP: 0.339, SLG: 0.538 29 Brett Wallace, L (9, 3) OBP: 0.379, SLG: 0.444		F SI 90 B SI 90 B FF 91 S CH 84 B SI 92 S CH 85 3-3 ① K			B SI 89 B SI 89 X SI 90 2-0 ① G5-3		M SI 91 F FF 90 D SI 92 X CH 82 1-2 ② G6-3 1-2		B FF 95 F FF 95 B CU 77 F FF 94 F FS 86 F FF 95 B FF 94 F FF 94 B FF 95 4-2 23 HR BB	3 0	1 0	0 0	0 0	1 0	1 0	1 0
23 Chris Johnson, R (1, 5) OBP: 0.264, SLG: 0.388		B FF 91 S CH 84 X CU 78 1-1 ② 1B			B SI 89 C SI 90 H FF 90 2-1 22 S HBP		C SI 91 F SI 91 F SI 92 F FF 91 S CH 83 0-3 ③ K		B FF 95 D FS 87 F FF 94 D FF 94 F FF 94 X FF 94 3-2 1-H HR	3	1	2	2	0	1	1
22 Bill Hall, R (1, 4) OBP: 0.275, SLG: 0.336 19 Brian Bogusevic, L (8, PH) OBP: 0.429, SLG: 0.294 36 Angel Sanchez, R (8, 4) OBP: 0.319, SLG: 0.328	B CH 85 C SI 93 B FF 92 B FF 93 S CH 85 X SL 85 3-2 ③ G5-3				F SI 90 F SI 91 B SI 92 S SI 92 1-3 ② K 1-2			B FC 89 B FF 88 C FF 89 X CH 84 2-1 ① G3-1	F FF 93 B CU 74 S FS 86 F FF 93 X CU 77 1-2 46 G6-3 21 1B 1B	2 1 1	0 0 1	0 0 1	0 0 0	0 0 0	1 0 0	1 0 0
46 J.R. Towles, R (1, 2) OBP: 0.310, SLG: 0.355			B SI 90 C SI 90 X SI 90 1-1 ① F9		X CH 84 0-0 ③ P3			C FF 88 B SL 84 F SL 86 B CU 74 X SL 86 2-2 ② F9	B CH 82 1 SAFE F CH 80 B SI 87 1 SAFE X SI 86 2-1 ② G6-3 1-3	4	0	0	0	0	0	2
Inning Stats	R: 0 H: 1 E: 0 LOB: 2 K: 2 BB: 1 S: 11 P: 18	R: 0 H: 1 E: 0 LOB: 0 K: 1 BB: 0 S: 8 P: 15	R: 0 H: 0 E: 0 LOB: 0 K: 2 BB: 0 S: 10 P: 15	R: 0 H: 1 E: 0 LOB: 0 K: 0 BB: 0 S: 5 P: 7	R: 0 H: 0 E: 0 LOB: 1 K: 1 BB: 0 S: 6 P: 11	R: 0 H: 1 E: 0 LOB: 0 K: 0 BB: 0 S: 8 P: 11	R: 0 H: 1 E: 0 LOB: 1 K: 1 BB: 0 S: 12 P: 16	R: 2 H: 2 E: 0 LOB: 1 K: 0 BB: 1 S: 14 P: 26	R: 3 H: 3 E: 0 LOB: 1 K: 1 BB: 1 S: 24 P: 39	1B: 8 2B: 1 3B: 0 HR: 1	SF: 0 SAC: 0 DP: 1 HBP: 1					

TOP

Houston Astros @ Toronto Blue Jays

Rogers Centre, Toronto, ON

Fri May 20 2011, 7:08 PM - 10:12 PM EDT

Att. 15,478 - Cloudy - 61 F

livebaseballscorecards.com

AB	34
R	5
H	10
RBI	5
BB	3
SO	8
LOB	17

WP: 0 PA: 38
PB: 0
SB: 3
CS: 1

PITCHER		IP	WLS	BF	H	R	ER	SO	BB	IBB	HBP	BLK	WP	HR	S	P	ERA	WHIP
37 Jo-Jo Reyes, L ERA: 4.07	(1, 1)	7.0		25	5	0	0	7	1	0	1	0	0	0	60	93	0.00	0.857
60 Jon Rauch, R ERA: 3.57	(8, 1)	1.0	B	6	2	2	2	0	1	0	0	0	0	0	14	26	18.00	3.000
50 Frank Francisco, R ERA: 5.56	(9, 1)	0.1	L	4	2	3	3	1	1	0	0	0	0	1	16	27	81.00	9.000
57 Shawn Camp, R ERA: 2.08	(9, 1)	0.2		3	1	0	0	0	0	0	0	0	0	0	8	12	0.00	1.500

PITCHER	IP	WLS	BF	H	R	ER	SO	BB	IBB	HBP	BLK	WP	HR	S	P	ERA	WHIP

Batter	1	2	3	4	5	6	7	8	9	AB	R	H	RBI	BB	SO	LOB
5 Yunel Escobar, R (1, 6) OBP: 0.353, SLG: 0.384	B FF 92 B FF 91 X FF 91 2-0 F7		B CH 86 B SI 92 C SI 92 X FF 90 2-1 G5-3		C FF 93 B SI 94 C SL 78 B SL 80 X FF 92 2-2 2B		X SL 80 0-0 G5-3		B FF 93 C KC 82 D KC 84 X FF 94 2-1 G4-6-3 1-2f	5	0	1	0	0	0	1
16 Corey Patterson, L (1, 7) OBP: 0.319, SLG: 0.444	B FF 93 F FF 92 F FF 92 S SL 79 1-3 K		F CH 86 X CH 87 0-1 1B		C FF 91 B FF 91 B FF 90 B SL 78 B FF 90 4-1 BB		B SI 86 X SI 90 1-0 G4-3			3	0	1	0	1	1	0
19 José Bautista, R (1, 9) OBP: 0.503, SLG: 0.797	B FF 93 X FF 92 1-0 F8		C SL 79 X SL 79 0-1 F7		D SL 80 C SL 79 F SL 80 F CH 88 C CH 86 1-3 K		B SL 84 B SL 82 B SL 80 C SI 90 B SI 88 4-1 BB			3	0	0	0	1	1	3
2 Aaron Hill, R (1, 4) OBP: 0.288, SLG: 0.333		B FF 91 B FF 92 X FF 92 2-0 20 FC6-5 2B		B FF 91 C FF 92 B CH 87 F FF 92 B FF 92 X FF 91 3-2 9 G6-4-3 20 1B 1B		B FF 91 X FF 90 1-0 20 1B 11 1B 2B	1 SAFE B SI 90 B SI 90 1 SAFE X SL 81 2-0 G5-3			4	1	3	0	0	0	1
20 Juan Rivera, R (1, 3) OBP: 0.312, SLG: 0.311		B SL 77 C SL 77 S FF 92 B FF 91 X SL 79 2-2 FC6-5 9 2B 46 G4-3 2-3		X FF 91 0-0 9 G6-4-3 1-2 1B		B SL 77 C SL 78 D FF 91 X SL 78 2-1 11 1B 2-3 1B		C SL 80 S SI 90 S SI 90 0-3 K		4	1	2	0	0	1	1
9 J.P. Arencibia, R (1, 2) OBP: 0.303, SLG: 0.496		1 SAFE B SI 90 D FF 91 1 SAFE X FF 92 2-0 46 G4-3 1-3 2B		B SL 79 X SL 76 1-0 G6-4-3 1-2f 2-3		1 SAFE 1 SAFE F FF 89 B FF 91 1 SAFE S SL 76 X CH 83 1-2 F8		C SI 91 F FS 84 C SI 94 0-3 K		4	0	1	0	0	1	4
46 Eric Thames, L (1, 10) OBP: 0.364, SLG: 0.222		B FF 92 C SL 78 F FF 91 X SL 78 1-2 G4-3 2-3 3-H		X CH 86 0-0 P5		F SI 90 F SI 91 S CU 79 0-3 K		F SI 93 B SI 93 S FS 85 B FS 85 B SI 93 S FS 85 3-3 K		4	0	0	1	0	2	4
11 Rajai Davis, R (1, 8) OBP: 0.302, SLG: 0.330		C SL 79 X SL 78 0-1 F8			B FF 92 C FF 90 S SL 80 B SL 80 X SL 79 2-2 G6-3	X SI 90 0-0 1-2 3-H 1B			F FF 93 X FF 94 0-1 5 G4-6-3 1B	4	0	2	1	0	0	1
28 Jayson Nix, R (1, 5) OBP: 0.308, SLG: 0.339			B FF 92 X FF 91 1-0 G3		C SL 80 F FF 92 F SL 80 B FF 92 F FF 91 C CH 86 1-3 K	B SI 89 C SI 86 S SL 82 B SL 83 S SI 90 2-3 K			B FF 92 F FF 93 F FF 92 S KC 84 1-3 K	4	0	0	0	0	3	3
Inning Stats	R: 0 E: 0 K: 1 S: 5 H: 0 LOB: 0 BB: 0 P: 9	R: 1 E: 0 K: 0 S: 10 H: 2 LOB: 1 BB: 0 P: 17	R: 0 E: 0 K: 0 S: 7 H: 1 LOB: 1 BB: 0 P: 10	R: 0 E: 0 K: 0 S: 6 H: 2 LOB: 1 BB: 0 P: 10	R: 0 E: 0 K: 2 S: 16 H: 1 LOB: 2 BB: 1 P: 26	R: 1 E: 0 K: 2 S: 13 H: 3 LOB: 2 BB: 0 P: 19	R: 0 E: 0 K: 0 S: 4 H: 0 LOB: 1 BB: 1 P: 11	R: 0 E: 0 K: 3 S: 9 H: 0 LOB: 0 BB: 0 P: 12	R: 0 E: 0 K: 1 S: 7 H: 1 LOB: 0 BB: 0 P: 10	1B: 6 2B: 4 3B: 0 HR: 0 SF: 0 SAC: 0 DP: 2 HBP: 0						

PITCHER		IP	WLS	BF	H	R	ER	SO	BB	IBB	HBP	BLK	WP	HR	S	P	ERA	WHIP
62 Aneury Rodriguez, R ERA: 5.72	(1, 1)	5.1		24	8	2	2	3	1	0	0	0	0	0	50	82	3.38	1.688
52 Sergio Escalona, L ERA: 3.86	(6, 1)	0.1		1	0	0	0	1	0	0	0	0	0	0	3	3	0.00	0.000
66 Enerio Del Rosario, R ERA: 4.0	(6, 1)	1.1		6	1	0	0	1	1	0	0	0	0	0	8	17	0.00	1.500
59 Wilton Lopez, R ERA: 3.0	(8, 1)	1.0	W	3	0	0	0	3	0	0	0	0	0	0	9	12	0.00	0.000
54 Mark Melancon, R ERA: 2.08	(9, 1)	1.0	S	3	1	0	0	1	0	0	0	0	0	0	7	10	0.00	1.000

BOTTOM

Houston Astros @ Toronto Blue Jays

Rogers Centre, Toronto, ON

Fri May 20 2011, 7:08 PM - 10:12 PM EDT

Att. 15,478 - Cloudy - 61 F

livebaseballscorecards.com

AB	35
R	2
H	10
RBI	2
BB	2
SO	9
LOB	18

WP: 0 PB: 0 SB: 0 CS: 0 PA: 37

Batter	1	2	3	4	5	6	7	8	9	AB	R	H	RBI	BB	SO	LOB
21 Michael Bourn, L (1, 8) OBP: 0.343, SLG: 0.350	C SI 93 B FF 93 S SL 90 B FF 96 F SL 90 B SL 89 B FF 96 4-2 45 FC5 9 1B 29 SF7 BB	S FF 93 B FF 93 X FF 92 1-1 ③ F7		B FF 92 B FF 92 B FF 89 C FF 92 X FF 91 3-1 ② FC4-6 1-2f		B FF 89 B FF 91 C FF 91 X FF 93 2-1 ③ F7			B FF 89 C FF 89 F CH 83 B SL 86 F FF 90 X CU 73 2-2 36 2B 1B	4	2	1	0	1	0	2
36 Angel Sanchez, R (1, 4) OBP: 0.322, SLG: 0.333	B FF 94 1 SAFE C FF 93 1 SAFE L FF 93 S FF 96 1-3 ① K		F FF 91 X FF 92 0-1 ① L8	B FF 91 C SL 84 F FF 90 S FF 93 1-3 ③ K			B FF 91 B FF 91 B FF 93 B FF 93 4-0 9 1B BB		C FC 88 F FF 88 B SL 85 F SL 86 X FF 89 1-2 9 PB 1-H 2B	4	0	1	1	1	2	2
9 Hunter Pence, R (1, 9) OBP: 0.340, SLG: 0.452	B SL 88 C SL 87 S FF 95 X FF 96 1-2 45 FC5 23 1B 1-2 1B		C FF 90 B FF 92 C SL 86 X SL 88 1-2 ② G6-3		F KC 78 B SL 84 B SL 85 S FF 92 S FF 92 2-3 ① K		X SL 86 0-0 29 G4-6-3 1-2 1B		S FC 93 C FC 93 B FF 94 B SL 83 S FF 91 2-3 ② K 2-3	5	1	2	0	0	2	1
45 Carlos Lee, R (1, 10) OBP: 0.271, SLG: 0.387	B FF 94 C FF 94 X FF 96 1-1 FC5 23 1B 1-2 2-3		S SL 87 X SL 87 0-1 29 1B 23 1B 2B		X FF 92 0-0 29 1B 29 S 23 SF8 1B		B FF 90 S CU 75 C FC 91 S FF 91 1-3 ① K		F FF 93 X SL 82 0-1 ③ G5-3	5	2	2	0	0	1	5
29 Brett Wallace, L (1, 3) OBP: 0.382, SLG: 0.448	C FF 94 X SL 89 0-1 ② SF7 3-H		B FF 92 F FS 89 B FF 93 X FF 92 2-1 12 FC5 23 1B 2-3 1B		C FF 92 B FS 86 X FS 86 1-1 1-3 1B		C SI 92 B FC 91 B FF 93 F FC 91 B FF 92 X FF 92 3-2 ②③ G4-6-3 1-2f			3	0	2	1	0	0	2
23 Chris Johnson, R (1, 5) OBP: 0.270, SLG: 0.394	S SL 91 X SL 90 0-1 ③ 1-3 2-H 1B		S SL 87 S SL 86 F SL 86 D SL 87 X FF 96 1-2 12 FC5 1-2 3-H 1B		F SI 91 X FF 92 0-1 ② SF8 3-H			C SI 94 X SL 83 0-1 ① L5		3	0	2	3	0	0	0
12 Clint Barmes, R (1, 6) OBP: 0.304, SLG: 0.309		S FF 92 B FF 94 F FF 92 C SI 93 1-3 ① K	F FF 95 F FF 94 X SL 88 0-2 ③ FC5 1-2 2-3f	S FF 93 B FF 93 C FF 92 X SL 86 1-2 ③ F7			B FF 93 T FF 93 C FF 93 B SL 84 X FF 93 2-2 ② P5		4	0	0	0	0	1	3
19 Brian Bogusevic, L (1, 7) OBP: 0.400, SLG: 0.286		C FF 92 B SI 90 X SI 89 1-1 55 G4-3 1B	B FF 91 S FF 90 C FF 93 S FF 94 1-3 ① K		S FS 88 F KC 82 B SL 84 F FF 95 F FF 92 F FF 93 S SL 85 1-3 ① K		C FF 93 B CH 89 C FF 94 S FF 93 1-3 ③ K		4	0	1	0	0	3	0
55 Humberto Quintero, R (1, 2) OBP: 0.290, SLG: 0.330		1 SAFE C SL 86 X FF 93 0-1 ② G4-3 1-2	B FF 92 B FF 92 S FF 93 B FF 93 B FF 93 4-1 21 FC4-6 BB		X FF 93 0-0 ② L9				B FF 89 B FF 89 C FF 89 X FF 89 2-1 ① G6-3	3	0	0	0	1	0	1
Inning Stats	R: 2 E: 0 K: 1 S: 15 H: 2 LOB: 2 BB: 1 P: 22	R: 0 E: 0 K: 1 S: 9 H: 1 LOB: 1 BB: 0 P: 12	R: 1 E: 0 K: 0 S: 16 H: 3 LOB: 2 BB: 0 P: 20	R: 0 E: 0 K: 2 S: 9 H: 0 LOB: 1 BB: 1 P: 18	R: 1 E: 0 K: 1 S: 11 H: 2 LOB: 1 BB: 0 P: 15	R: 0 E: 0 K: 1 S: 9 H: 0 LOB: 0 BB: 0 P: 12	R: 0 E: 0 K: 1 S: 7 H: 1 LOB: 1 BB: 1 P: 15	R: 0 E: 0 K: 1 S: 8 H: 0 LOB: 0 BB: 0 P: 11	R: 1 E: 0 K: 1 S: 15 H: 2 LOB: 1 BB: 0 P: 22	1B: 9 2B: 2 3B: 0 HR: 0 SF: 2 SAC: 0 DP: 1 HBP: 0						

TOP

Houston Astros @ Toronto Blue Jays

Rogers Centre, Toronto, ON

Sat May 21 2011, 1:10 PM - 3:45 PM EDT

Att. 21,494 - Sunny - 72 F

livebaseballscorecards.com

AB	35
R	5
H	11
RBI	5
BB	3
SO	9
LOB	16

PITCHER		IP	WLS	BF	H	R	ER	SO	BB	IBB	HBP	BLK	WP	HR	S	P	ERA	WHIP
23 Brandon Morrow, R ERA: 5.06	(1, 1)	6.0		30	9	4	4	6	3	0	0	0	0	0	70	104	6.00	2.000
44 Casey Janssen, R ERA: 1.45	(7, 1)	1.0	W	2	0	0	0	1	0	0	0	0	0	0	6	10	0.00	0.000
54 Jason Frasor, R ERA: 1.45	(8, 1)	1.0	H	3	0	0	0	1	0	0	0	0	0	0	8	11	0.00	0.000
60 Jon Rauch, R ERA: 4.0	(9, 1)	0.1	H	3	2	1	1	0	0	0	0	0	0	0	10	15	27.00	6.000
29 Octavio Dotel, R ERA: 5.84	(9, 1)	0.2	S	2	0	0	0	1	0	0	0	0	0	0	5	7	0.00	0.000

PITCHER	IP	WLS	BF	H	R	ER	SO	BB	IBB	HBP	BLK	WP	HR	S	P	ERA	WHIP

WP: 0 PA: 40
PB: 1
SB: 1
CS: 0

BOTTOM

Houston Astros @ Toronto Blue Jays

Rogers Centre, Toronto, ON

Sat May 21 2011, 1:10 PM - 3:45 PM EDT

Att. 21,494 - Sunny - 72 F

Batter	1	2	3	4	5	6	7	8	9	AB	R	H	RBI	BB	SO	LOB
5 Yunel Escobar, R (1, 6) OBP: 0.351, SLG: 0.399	B FF 87 C SL 81 S SL 81 B CU 75 X SL 81 2-2 ① F8		C FF 90 B FF 90 B FF 91 B SL 82 F FC 88 X FF 89 3-2 ③ G6-3			X FF 90 0-0 FC6 19 HR 1-2	B FF 90 X FF 90 1-0 1-H HR			4	2	1	2	0	0	1
16 Corey Patterson, L (1, 7) OBP: 0.311, SLG: 0.432	C FF 88 F SL 82 B CU 76 F CU 76 B FC 88 F CU 75 X CU 75 2-2 ② G3			B CH 85 S CH 80 F SL 82 F CH 83 X SI 89 1-2 ① G3-1		B SL 82 F FC 83 X SI 87 1-1 ① L8 2-3	C SI 90 B CU 77 F SI 90 B SI 92 X SI 90 2-2 ③ P5			4	0	0	0	0	0	2
19 José Bautista, R (1, 9) OBP: 0.509, SLG: 0.841	F FF 90 X SL 82 0-1 2 S 1B			F FF 89 C FF 91 B FF 90 B CH 84 X FF 91 2-2 ② G5-3		S FF 90 X CU 76 0-1 1-H 3-H HR		B SL 81 X FF 93 1-0 HR		4	2	3	4	0	0	0
2 Aaron Hill, R (1, 4) OBP: 0.287, SLG: 0.330	B SL 84 1 SAFE B SL 81 B SL 81 C FF 89 X FF 89 3-1 ③ P4 1-2			B FF 91 X SL 83 1-0 ③ F9		B FF 90 C FF 91 X SL 83 1-1 ② P3		B SL 83 S SL 81 X SL 84 1-1 20 G5-4-3 1B		4	0	1	0	0	0	1
20 Juan Rivera, R (1, 3) OBP: 0.310, SLG: 0.309		B SL 79 X SL 81 1-0 ① L7			C FF 88 F FF 87 F CH 84 B CH 83 X FF 90 1-2 6 L5-4 46 1B 1B	X SL 82 0-0 ③ G6-3		D SL 88 B FF 93 B FF 94 C FF 94 1 SAFE X FF 94 3-1 ①② G5-4-3 1-2f		4	0	1	0	0	0	1
11 Rajai Davis, R (1, 8) OBP: 0.291, SLG: 0.317		B FF 88 X FF 87 1-0 ② F9			B SL 82 B SL 81 X SL 80 2-0 ① F7		S SL 81 B SL 81 S SI 88 X SL 81 1-2 ① F8	X SL 83 0-0 ③ G6-3		4	0	0	0	0	0	1
46 Eric Thames, L (1, 10) OBP: 0.429, SLG: 0.417		C FF 88 B CU 75 B CH 83 F CH 82 B CU 77 S CH 83 3-3 ③ K			C FF 88 S CU 75 B CU 76 X CH 83 1-2 1B		B CU 74 S CU 74 X CU 75 1-1 8 1B 2B			3	1	2	0	0	1	0
6 John McDonald, R (1, 5) OBP: 0.269, SLG: 0.316			X FC 87 0-0 ① F7		C SL 82 D CU 75 B CU 74 F SL 82 X CU 74 2-2 ②③ L5-4 2-2		C SL 82 X FF 89 0-1 ② F8			3	0	0	0	0	0	3
8 José Molina, R (1, 2) OBP: 0.375, SLG: 0.471			C FC 87 B FC 89 C SL 82 B FF 89 B SL 81 S SL 82 3-3 ② K			C FF 87 S FF 89 B FC 88 F SL 83 B SL 82 X FC 89 2-2 16 L8 5 E 19 HR 1B	X SL 83 0-0 2-H 5 HR 1B			3	2	2	1	0	1	0
Inning Stats	R: 0 H: 1 E: 0 LOB: 1 K: 0 BB: 0 S: 12 P: 19	R: 0 H: 0 E: 0 LOB: 0 K: 1 BB: 0 S: 5 P: 10	R: 0 H: 0 E: 0 LOB: 0 K: 1 BB: 0 S: 7 P: 13	R: 0 H: 0 E: 0 LOB: 0 K: 0 BB: 0 S: 8 P: 12	R: 0 H: 2 E: 0 LOB: 1 K: 0 BB: 0 S: 11 P: 17	R: 3 H: 2 E: 1 LOB: 0 K: 0 BB: 0 S: 12 P: 16	R: 3 H: 3 E: 0 LOB: 0 K: 0 BB: 0 S: 12 P: 17	R: 1 H: 2 E: 0 LOB: 0 K: 0 BB: 0 S: 6 P: 11		1B: 6 SF: 0 2B: 2 SAC: 0 3B: 0 DP: 2 HR: 3 HBP: 0				WP: 0 PA: 33 PB: 0 SB: 1 CS: 0		

livebaseballscorecards.com

		AB	33
		R	7
		H	10
		RBI	7
		BB	0
		SO	2
		LOB	9

PITCHER		IP	WLS	BF	H	R	ER	SO	BB	IBB	HBP	BLK	WP	HR	S	P	ERA	WHIP
39 Brett Myers, R ERA: 5.0	(1, 1)	6.2	L	28	8	6	5	2	0	0	0	0	0	2	64	99	6.75	1.200
52 Sergio Escalona, L ERA: 3.38	(7, 1)	0.1		1	0	0	0	0	0	0	0	0	0	0	3	5	0.00	0.000
60 Jose Valdez, R ERA: 6.94	(8, 1)	1.0		4	2	1	1	0	0	0	0	0	0	1	6	11	9.00	2.000

PITCHER	IP	WLS	BF	H	R	ER	SO	BB	IBB	HBP	BLK	WP	HR	S	P	ERA	WHIP

Batter	1	2	3	4	5	6	7	8	9	AB	R	H	RBI	BB	SO	LOB
21 Michael Bourn, L (1, 8) OBP: 0.345, SLG: 0.348	B FF 95 C FF 96 B SI 95 B FF 95 B SI 95 4-1 9 S 36 WP BB		C FC 93 B SI 93 B CH 86 X FF 94 2-1 9 FC5 36 1B 1B		B SI 92 X SI 93 1-0 ① L9		B SI 86 C CH 81 C SI 87 F SI 87 B SI 87 F SL 79 B SI 87 F SI 87 X SI 86 3-2 ① L8		B FF 92 C FF 92 X SI 91 1-1 ① F8	4	0	1	0	1	0	0
36 Angel Sanchez, R (1, 4) OBP: 0.325, SLG: 0.336	C FF 94 F SI 95 F SI 93 B FF 94 1 SAFE F FF 95 F FF 92 S CU 81 1-3 ① K 1-2		B SI 93 C SI 94 X FF 93 1-1 45 FC5 9 FC5 1-2 1B		C FF 94 B FC 89 X FC 88 1-1 9 HR 1B		C SI 89 C SL 80 F SL 78 F CH 84 B SI 88 X SI 84 1-2 ② G1-3		C CU 75 B FF 93 B FF 93 F FC 90 X FF 92 2-2 ② G6-3	5	1	2	0	0	1	1
9 Hunter Pence, R (1, 9) OBP: 0.341, SLG: 0.466	B SI 94 F FF 95 D CU 83 X SI 95 2-1 ② G6-3 2-3		B CU 80 F SI 94 S CU 79 X CU 79 1-2 ① FC5 45 FC5 29 1B 1-2 2-3f		B SL 85 X FC 90 1-0 1-H HR		B CH 81 C CH 81 B SL 80 S SL 78 X SL 79 2-2 1B		B SI 93 C SI 91 C FF 94 S SL 87 1-3 ③ K	5	2	2	2	0	1	3
45 Carlos Lee, R (1, 10) OBP: 0.271, SLG: 0.384	B SI 95 B SI 94 B CH 87 X SI 95 3-0 ③ F8		B FC 90 S SI 94 B FC 91 X SI 94 2-1 ② FC5 29 1B 1-2 2-3f		X FF 95 0-0 29 G4-6-3 1B		1 SAFE 1 SAFE B SI 87 B CH 82 1 SAFE C CH 82 F SI 88 S SL 81 2-3 ③ K			4	0	1	0	0	1	4
29 Brett Wallace, L (1, 3) OBP: 0.391, SLG: 0.459		B SI 93 B CH 86 B SI 94 C FF 95 S FF 94 B FF 96 4-2 12 1B BB	C SI 94 D CU 82 B SI 95 B CH 86 F SI 94 X FF 95 3-2 1-3 2-H 1B		B SI 94 S FC 92 1 SAFE X SI 92 1-1 ②③ G4-6-3 1-2f			B SI 91 B SI 91 X SI 91 2-0 23 FC6-5 2B		3	0	2	1	1	0	1
23 Chris Johnson, R (1, 5) OBP: 0.269, SLG: 0.390		S SI 94 S SI 94 S CU 82 0-3 ① K	B SI 94 B FC 91 F SI 94 X FF 93 2-1 ③ G5-3			B SI 92 X 1-0 12 CS 1B		B SI 91 B SL 84 F SI 92 X SL 84 2-1 ① FC6-5 19 FC5 12 1B 2-3		4	0	1	0	0	1	4
12 Clint Barmes, R (1, 6) OBP: 0.325, SLG: 0.324		C SI 93 F SI 94 D CU 81 B FF 94 X CH 86 2-2 1-2 1B		C FF 93 F FF 93 C FC 90 0-3 ① K		B SI 93 1 SAFE S FC 89 B CU 81 C SI 93 F FC 93 F FC 90 F SI 93 B FF 91 4-2 ① B SI 94 19 G6-3 1-2 BB		1 SAFE X SI 91 0-0 19 FC5 1-2 1B		3	0	2	0	1	1	0
19 Brian Bogusevic, L (1, 7) OBP: 0.345, SLG: 0.240		C SI 95 X FF 94 0-1 ② L7		X SI 94 0-0 ② P5		B SI 90 B FF 93 B SI 91 C FF 92 F FF 92 X FF 94 3-2 ② G6-3 1-2		B SL 84 C SI 92 C SL 85 F CH 86 X SL 86 1-2 ② FC5 46 FC4-6 1-2 2-3f		4	0	0	0	0	0	5
46 J.R. Towles, R (1, 2) OBP: 0.293, SLG: 0.333		B FC 91 C SI 94 X FC 91 1-1 ③ F9		C SI 94 X FC 90 0-1 ③ F8		B FF 94 D FF 92 B FF 93 C FF 92 C FF 93 X SI 94 3-2 ③ G6-3		B SI 92 C SI 93 B SI 93 B SI 92 X SI 92 3-1 ③ FC4-6 1-2f		4	0	0	0	0	0	5

Inning Stats	1	2	3	4	5	6	7	8	9
	R: 0 H: 0 E: 0 LOB: 1 K: 1 BB: 1 S: 10 P: 20	R: 0 H: 1 E: 0 LOB: 2 K: 1 BB: 1 S: 12 P: 19	R: 1 H: 3 E: 0 LOB: 2 K: 0 BB: 0 S: 14 P: 25	R: 0 H: 0 E: 0 LOB: 0 K: 1 BB: 0 S: 6 P: 6	R: 2 H: 3 E: 0 LOB: 0 K: 0 BB: 0 S: 7 P: 11	R: 0 H: 1 E: 0 LOB: 1 K: 0 BB: 1 S: 12 P: 23	R: 0 H: 1 E: 0 LOB: 1 K: 1 BB: 0 S: 17 P: 25	R: 0 H: 2 E: 0 LOB: 2 K: 0 BB: 0 S: 10 P: 18	R: 0 H: 0 E: 0 LOB: 0 K: 1 BB: 0 S: 8 P: 12

1B: 9 SF: 0 WP: 1 PA: 39
2B: 1 SAC: 0 PB: 0
3B: 0 DP: 1 SB: 1
HR: 1 HBP: 0 CS: 1

PITCHER		IP	WLS	BF	H	R	ER	SO	BB	IBB	HBP	BLK	WP	HR	S	P	ERA	WHIP
4 Kyle Drabek, R ERA: 4.34	(1, 1)	6.0	L	27	8	3	3	3	3	0	0	0	1	1	61	104	4.50	1.833
57 Shawn Camp, R ERA: 1.99	(7, 1)	1.0		4	1	0	0	1	0	0	0	0	0	0	17	25	0.00	1.000
34 Marc Rzepczynski, L ERA: 2.61	(8, 1)	1.0		5	2	0	0	0	0	0	0	0	0	0	10	18	0.00	2.000
44 Casey Janssen, R ERA: 1.37	(9, 1)	1.0		3	0	0	0	1	0	0	0	0	0	0	8	12	0.00	0.000

PITCHER	IP	WLS	BF	H	R	ER	SO	BB	IBB	HBP	BLK	WP	HR	S	P	ERA	WHIP

TOP

Houston Astros @ Toronto Blue Jays

Rogers Centre, Toronto, ON

Sun May 22 2011, 1:09 PM - 4:02 PM EDT
Att. 19,487 - Roof Closed - 68 F

livebaseballscorecards.com

AB	36
R	3
H	11
RBI	3
BB	3
SO	5
LOB	23

Batter	1	2	3	4	5	6	7	8	9	AB	R	H	RBI	BB	SO	LOB
5 Yunel Escobar, R (1, 6) OBP: 0.363, SLG: 0.410 18 Mike McCoy, R (9, PR) OBP: 0.289, SLG: 0.333	C FF 90 B FC 89 X FF 90 1-1 16 G4-3 2B	C CU 77 B CU 78 B CU 80 D CU 78 I IN 64 4-1 IBB		X SI 88 0-0 ② G5-3			B SL 80 B SI 89 B FF 90 C SI 90 F SI 91 B SI 90 4-2 19 G5-4-3 BB		C FF 92 X FF 93 0-1 16 2B 1B	3 0	0	2	0	2	0	0
16 Corey Patterson, L (1, 7) OBP: 0.307, SLG: 0.431	B FF 90 I CU 75 B CU 76 X CU 77 2-1 ① G4-3 2-3	B SI 87 X SI 89 1-0 ③ P2		B SI 88 X FF 88 1-0 ③ P6			F SI 91 F SI 91 X FF 91 0-2 ① P2		B SI 92 X FF 92 1-0 1-3 2B	0	0	1	0	0	0	5
19 José Bautista, R (1, 9) OBP: 0.500, SLG: 0.816	B CU 78 S FF 89 B CU 78 X CU 77 2-1 ② G6-3		C CH 82 B FF 87 C CH 82 F FF 90 S FF 89 1-3 ① K	C SI 87 C FF 88 F FF 88 C FF 90 0-3 ①			F FS 84 F SI 90 X FS 85 0-2 ②③ G5-4-3 1-2f		I IN 66 I IN 63 I IN 64 I IN 59 4-0 IBB	4	0	0	0	1	2	2
2 Aaron Hill, R (1, 4) OBP: 0.283, SLG: 0.319	F CU 76 F FF 90 B FC 89 D CU 75 B FF 89 D CU 77 4-2 BB		B SI 88 B CH 81 F CH 82 B CU 76 X CH 82 3-1 ② F8	X SI 88 0-0 ② P6				B FS 81 X SI 90 1-0 ① F8	C KC 82 X FF 93 0-1 ③ G5-3	4	0	0	0	1	0	3
20 Juan Rivera, R (1, 3) OBP: 0.315, SLG: 0.331	X CU 75 0-0 ③ G5-3		B SI 89 B SI 89 X CH 82 2-0 HR	C SI 89 B CU 77 F CU 76 C SI 90 1-3 ③ K				B SI 90 B SI 90 F SI 91 B SI 90 B FF 90 4-1 BB		3	1	1	1	1	1	2
9 J.P. Arencibia, R (1, 2) OBP: 0.309, SLG: 0.520		F FF 87 S CU 74 B FF 88 S CU 73 1-3 ① K	C SI 87 F CU 76 B FF 90 B CU 75 X CU 75 2-2 11 BB 1B			X FF 88 0-0 HR		B FS 82 1 SAFE F FF 91 B SI 92 C FF 92 C FF 92 2-3 ② K		4	1	2	1	0	2	1
11 Rajai Davis, R (1, 8) OBP: 0.298, SLG: 0.327		C FF 87 B FF 88 B FF 87 B FF 87 C FF 87 X FF 88 3-2 10 1B 2B	B CU 74 B CU 75 C FF 87 D CU 76 B SI 88 4-1 1-2 BB			F SI 87 F CU 75 B FF 90 B FF 88 S CU 76 2-3 ① K		C FF 92 D KC 83 C KC 84 D KC 84 S KC 84 2-3 ③ K		3	0	1	0	1	2	1
10 Edwin Encarnación, R (1, 10) OBP: 0.270, SLG: 0.336		X FF 88 0-0 2-3 1B	D CH 84 X FF 88 1-0 ③ F7			C CU 77 C CU 73 B FF 88 B CU 76 F CU 77 F SI 88 X CU 78 2-2 ② L5			C FF 94 F FC 93 F FF 94 B KC 85 X SI 94 1-2 ① G4-3	4	0	1	0	0	0	2
28 Jayson Nix, R (1, 5) OBP: 0.294, SLG: 0.322 46 Eric Thames, L (9, PH) OBP: 0.400, SLG: 0.385		C CU 75 F CU 75 B FF 89 S CU 76 1-3 ② K		X SI 88 0-0 ① G5-3		B CU 73 X SI 88 1-0 ③ F8			B FF 93 C FF 93 C FS 86 S FF 93 1-3 ② K	3 1	0 0	0 0	0 0	0 0	1 1	2 0
Inning Stats	R: 0 E: 0 K: 0 S: 9 H: 1 LOB: 2 BB: 1 P: 18	R: 0 E: 0 K: 2 S: 12 H: 2 LOB: 3 BB: 1 P: 22	R: 1 E: 0 K: 1 S: 12 H: 2 LOB: 2 BB: 1 P: 25	R: 0 E: 0 K: 0 S: 3 H: 0 LOB: 0 BB: 0 P: 4	R: 0 E: 0 K: 2 S: 8 H: 0 LOB: 0 BB: 0 P: 9	R: 1 E: 0 K: 1 S: 10 H: 1 LOB: 0 BB: 0 P: 15	R: 0 E: 0 K: 0 S: 8 H: 0 LOB: 0 BB: 1 P: 12	R: 0 E: 0 K: 2 S: 8 H: 0 LOB: 1 BB: 1 P: 17	R: 0 E: 0 K: 1 S: 12 H: 2 LOB: 3 BB: 1 P: 19	1B: 3 2B: 3 3B: 0 HR: 2 SF: 0 SAC: 0 DP: 1 HBP: 0						

PITCHER	IP	WLS	BF	H	R	ER	SO	BB	IBB	HBP	BLK	WP	HR	S	P	ERA	WHIP
51 Wandy Rodriguez, L (1, 1) ERA: 3.41	6.0	W	27	6	2	2	6	2	1	0	0	0	2	54	93	3.00	1.333
59 Wilton Lopez, R (7, 1) ERA: 2.76	1.1	H	5	0	0	0	0	2	0	0	0	0	0	10	19	0.00	1.500
54 Mark Melancon, R (8, 1) ERA: 1.93	1.2	S	8	2	0	0	3	0	1	0	0	0	0	18	29	0.00	1.200

PITCHER	IP	WLS	BF	H	R	ER	SO	BB	IBB	HBP	BLK	WP	HR	S	P	ERA	WHIP

BOTTOM

Houston Astros @ Toronto Blue Jays

Rogers Centre, Toronto, ON

Sun May 22 2011, 1:09 PM - 4:02 PM EDT

Att. 19,487 - Roof Closed - 68 F

livebaseballscorecards.com

AB	34
R	2
H	8
RBI	2
BB	6
SO	9
LOB	18

Batter	1	2	3	4	5	6	7	8	9	AB	R	H	RBI	BB	SO	LOB
11 Rajai Davis, R (1, 8) OBP: 0.294, SLG: 0.321	B C B C F X 2-2 ① G4-3		B SL 83 X SI 91 1-0 19 CS 1B		C SI 92 X FF 94 0-1 ③ P2	F FF 94 X SL 84 0-1 ③ G1			X FF 90 0-0 ① P3	5	0	1	0	0	0	1
16 Corey Patterson, L (1, 7) OBP: 0.304, SLG: 0.430	F S S 0-3 ② K		1 SAFE C SL 82 B FF 87 1 SAFE 1 SAFE B SI 88 F SI 87 X SL 83 2-2 ① P2			B FF 93 F FF 93 C FF 90 B SL 85 F SI 91 B FF 95 X SI 92 3-2 5 SH5-4 2 1B 2B	B FF 92 X FF 92 1-0 ① F8		X FF 92 0-0 ② G4-3	5	1	1	0	0	1	1
19 José Bautista, R (1, 9) OBP: 0.503, SLG: 0.827	C X 0-1 HR		C FF 90 C FF 88 B FF 89 D SL 83 1 SAFE B CH 81 B SI 91 4-2 ② 5 FC6-4 1-2 BB			I IN 71 I IN 72 I IN 75 I IN 73 4-0 2 1B 5 SH5-4 46 BB IBB	C FF 94 B SL 85 S SL 84 F SL 83 X FF 94 1-2 ② P4		B SL 84 B SL 84 C FF 92 C CU 78 X FF 93 2-2 ③ P2	3	2	1	1	2	0	0
5 Yunel Escobar, R (1, 6) OBP: 0.362, SLG: 0.408	C B B X 2-1 20 1B 1B		1 SAFE X SL 82 0-0 ③ FC6-4 1-2f			X SI 88 0-0 ① SH5-4 1-2 2-3	C FF 93 C FF 94 X SL 84 0-2 ③ L8			3	0	1	0	0	0	1
20 Juan Rivera, R (1, 3) OBP: 0.319, SLG: 0.331	X SI 89 0-0 ① 1-2 1B			X FF 91 0-0 ① L6		I IN 74 I IN 75 I IN 76 I IN 71 4-0 46 BB 2 1B 9 2B IBB		B SL 82 S SL 84 X FF 92 1-1 ① F8		3	1	1	0	1	0	0
2 Aaron Hill, R (1, 4) OBP: 0.290, SLG: 0.333	C FF 94 F FF 95 B SL 86 B SL 86 B FF 91 F SI 91 X FF 95 3-2 ③ F8			C SI 89 B FF 89 C SI 91 F SI 91 S SL 84 1-3 ② K		X SI 93 0-0 1-2 2-3 3-H 46 BB 9 2B 1B		F SI 93 B SL 82 F SL 83 F FF 92 X CH 83 1-2 46 G4-3 9 1B 2B		4	2	2	1	0	1	2
46 Eric Thames, L (1, 10) OBP: 0.368, SLG: 0.313		B SL 84 C FF 92 B SI 90 X FF 93 2-1 ① F7		F SI 90 F FF 90 F SL 85 F FF 94 C SI 91 0-3 ③ K		B FF 95 B SI 92 B SI 91 4-0 9 2B 1-2 2-3 3-H BB		F FF 94 X FF 94 0-1 ② G4-3 2-3		3	1	0	1	1	1	1
9 J.P. Arencibia, R (1, 2) OBP: 0.314, SLG: 0.528		C FF 93 B FF 94 C FF 91 C SI 92 1-3 ② K			C FF 91 C SI 92 0-3 ① K	X FF 94 0-0 1-H 2-H 3-H 2B		S SL 84 B FF 94 B FF 93 S FF 93 X SL 86 2-2 3-H 1B		4	0	2	4	0	2	0
10 Edwin Encarnación, R (1, 5) OBP: 0.264, SLG: 0.328 6 John McDonald, R (6, 5) OBP: 0.266, SLG: 0.313		C SL 83 B FF 91 C SI 92 S SL 84 1-3 ③ K			F SI 91 F SI 92 B FF 95 F SI 92 B SL 84 B SL 85 S SI 92 3-3 ② K	S SL 83 F SI 91 F SL 84 B SI 92 F SL 84 C SL 83 1-3 ② K		B FF 92 B FF 92 X FF 92 2-0 ③ P4		3 1	0 0	0 0	0 0	0 0	3 0	1 1
Inning Stats	R: 1 E: 0 K: 1 S: 16 H: 3 LOB: 2 BB: 0 P: 23	R: 0 E: 0 K: 2 S: 8 H: 0 LOB: 0 BB: 0 P: 12	R: 0 E: 0 K: 0 S: 7 H: 1 LOB: 1 BB: 1 P: 14	R: 0 E: 0 K: 2 S: 10 H: 0 LOB: 0 BB: 0 P: 11	R: 0 E: 0 K: 2 S: 9 H: 0 LOB: 0 BB: 0 P: 12	R: 5 E: 0 K: 1 S: 14 H: 3 LOB: 1 BB: 3 P: 30	R: 0 E: 0 K: 0 S: 8 H: 0 LOB: 0 BB: 0 P: 10	R: 1 E: 0 K: 0 S: 12 H: 2 LOB: 1 BB: 0 P: 18	R: 0 E: 0 K: 0 S: 5 H: 0 LOB: 0 BB: 0 P: 7	1B: 5 2B: 3 3B: 0 HR: 1 SF: 0 SAC: 1 DP: 0 HBP: 0						

TOP

Toronto Blue Jays @ New York Yankees

Yankee Stadium, Bronx, NY

Mon May 23 2011, 7:11 PM - 10:10 PM EDT

Att. 41,946 - Cloudy - 63 F

livebaseballscorecards.com

AB	34
R	7
H	9
RBI	7
BB	4
SO	8
LOB	8

WP: 0 PB: 0 SB: 0 CS: 1 PA: 39

PITCHER		IP	WLS	BF	H	R	ER	SO	BB	IBB	HBP	BLK	WP	HR	S	P	ERA	WHIP
40 Bartolo Colon, R ERA: 3.77	(1, 1)	6.0	L	28	7	6	6	8	2	2	0	0	0	1	64	102	9.00	1.500
45 Hector Noesí, R ERA: 1.29	(7, 1)	3.0		11	2	1	1	0	0	0	0	0	0	0	25	35	3.00	0.667

PITCHER	IP	WLS	BF	H	R	ER	SO	BB	IBB	HBP	BLK	WP	HR	S	P	ERA	WHIP

Batter	1	2	3	4	5	6	7	8	9	AB	R	H	RBI	BB	SO	LOB
2 Derek Jeter, R (1, 6) OBP: 0.311, SLG: 0.324	C FF 88 F FF 89 F FF 90 B SL 84 B CH 84 B FF 91 S SL 81 3-3 K ①		C SL 81 B CU 78 F FF 91 X SL 82 1-2 L4 ③		B FF 89 X CH 79 1-0 F7 ③		X FF 90 0-0 G6-3 ③		C FF 94 B FF 94 S FS 86 F FF 94 S FF 94 1-3 K ②	5	0	0	0	0	2	3
14 Curtis Granderson, L (1, 8) OBP: 0.335, SLG: 0.607	B FF 91 C FF 91 S CU 72 S SL 84 1-3 K ②			B FF 88 B CU 72 C CH 80 B CH 81 B CH 82 4-1 25 1B 24 SF8 BB		C FF 92 B FF 93 F FF 92 B FF 94 F CH 87 B FF 94 B FF 93 4-2 13 1B 24 E BB		C FF 89 B SL 85 C CU 74 F FF 90 F CH 85 B CU 75 B FF 90 F SL 83 B SL 83 4-2 13 1B 25 S 24 1B BB	B FS 85 D FS 86 F FF 94 B FF 95 F FF 94 F FS 86 S FF 95 3-3 K ③	2	3	0	0	3	2	1
25 Mark Teixeira, S (1, 3) OBP: 0.361, SLG: 0.509	C FF 91 B FF 91 F FF 91 S SL 84 1-3 K2-3 ③			X FF 88 0-0 1-3 1B		B FF 94 F FF 94 X FF 93 1-1 F7 ①		B FF 89 D CU 74 C FF 90 B FF 89 F CH 83 S SL 84 3-3 K ① 1-2		4	0	1	0	0	2	2
13 Alex Rodriguez, R (1, 5) OBP: 0.365, SLG: 0.516		X FF 90 0-0 F8 ①		F FF 90 B FF 89 F CH 83 B SL 80 S CH 82 2-3 K ①		X FF 93 0-0 24 E 1-3 1B		B SL 85 F CH 86 X CH 84 1-1 20 FC5 24 1B 2-3 1B		4	0	2	0	0	1	2
24 Robinson Canó, L (1, 4) OBP: 0.316, SLG: 0.486		B FF 91 X CH 81 1-0 G3-1 ②		B CU 77 F SL 84 X FF 90 1-1 SF8 ② 3-H		B CH 88 F FF 93 D CH 86 B FF 94 X FF 94 3-1 E6 1-2 3-H		X SI 93 0-0 20 FC5 1-2 3-H 1B		3	0	1	3	0	0	1
55 Russell Martin, R (1, 2) OBP: 0.364, SLG: 0.489		C FF 91 B CU 75 B CU 74 B SL 82 C FF 90 X CH 82 3-2 F7 ③		B SL 82 C SL 82 B CU 73 S CH 82 X FF 90 2-2 P3 ③		B SL 84 C SL 85 B FF 94 X FF 94 2-1 F7 ②		B SI 93 X SI 94 1-0 F3 ②		4	0	0	0	0	0	5
20 Jorge Posada, S (1, 10) OBP: 0.295, SLG: 0.352			B EP 60 C CH 80 C CU 76 B SL 84 B SL 83 X SL 84 3-2 G3-1 ①		C FF 88 C FF 89 B SL 84 X CU 75 1-2 F7 ①		S CH 87 B FF 94 X CH 87 1-1 G4-3 ③		B SI 94 X SI 94 1-0 FC5 ③ 1-2 2-3f	4	0	0	0	0	0	4
11 Brett Gardner, L (1, 7) OBP: 0.344, SLG: 0.422			C FF 89 B CU 73 B CU 73 B CH 81 C FF 91 X FF 90 3-2 2B		C FF 88 C CU 77 X FF 89 0-2 E5 27 S		B FF 89 C FF 88 B CU 75 F FF 90 F SL 84 S SL 84 2-3 K ①		B FF 92 C FF 93 X FF 93 1-1 27 G4-3 27 S 1B	4	0	2	0	0	1	0
27 Chris Dickerson, L (1, 9) OBP: 0.429, SLG: 0.417			B FF 90 B CH 81 X FF 90 2-0 P5 ②	B SI 87 1 SAFE 1 SAFE 1 SAFE 1 SAFE C FF 88 S CH 78 S SL 82 1-3 K ② 1-2		S SL 85 B CH 83 C FF 91 S SL 84 1-3 K ②		F FF 94 B FS 85 S FS 84 B FS 86 X FF 94 2-2 G4-3 ① 1-3		4	0	0	0	0	2	3
Inning Stats	R: 0 E: 0 K: 3 S: 10 H: 0 LOB: 0 BB: 0 P: 15	R: 0 E: 0 K: 0 S: 5 H: 0 LOB: 0 BB: 0 P: 9	R: 0 E: 0 K: 0 S: 10 H: 1 LOB: 1 BB: 0 P: 19	R: 1 E: 0 K: 1 S: 10 H: 1 LOB: 1 BB: 1 P: 19	R: 0 E: 1 K: 1 S: 10 H: 0 LOB: 1 BB: 0 P: 13	R: 1 E: 1 K: 0 S: 12 H: 1 LOB: 2 BB: 1 P: 23	R: 0 E: 0 K: 2 S: 8 H: 0 LOB: 0 BB: 0 P: 11	R: 1 E: 0 K: 1 S: 13 H: 2 LOB: 2 BB: 1 P: 23	R: 0 E: 0 K: 2 S: 13 H: 1 LOB: 1 BB: 0 P: 20	1B: 5 2B: 1 3B: 0 HR: 0 SF: 1 SAC: 0 DP: 0 HBP: 0						

PITCHER		IP	WLS	BF	H	R	ER	SO	BB	IBB	HBP	BLK	WP	HR	S	P	ERA	WHIP
33 Carlos Villanueva, R ERA: 1.53	(1, 1)	5.0	W	19	2	1	1	5	1	0	0	0	0	0	45	75	1.80	0.600
54 Jason Frasor, R ERA: 1.83	(6, 1)	1.0		6	1	1	1	0	1	0	0	0	0	0	12	23	9.00	2.000
60 Jon Rauch, R ERA: 4.19	(7, 1)	1.1		6	1	1	1	3	1	0	0	0	0	0	18	29	6.75	1.500
47 Luis Perez, L ERA: 7.36	(8, 1)	0.2		3	1	0	0	0	0	0	0	0	0	0	3	5	0.00	1.500
50 Frank Francisco, R ERA: 5.11	(9, 1)	1.0		4	1	0	0	2	0	0	0	0	0	0	13	20	0.00	1.000

PITCHER	IP	WLS	BF	H	R	ER	SO	BB	IBB	HBP	BLK	WP	HR	S	P	ERA	WHIP

BOTTOM

Toronto Blue Jays @ New York Yankees

Yankee Stadium, Bronx, NY

Mon May 23 2011, 7:11 PM - 10:10 PM EDT

Att. 41,946 - Cloudy - 63 F

livebaseballscorecards.com

AB	34
R	3
H	6
RBI	3
BB	3
SO	10
LOB	21

Batter	1	2	3	4	5	6	7	8	9	AB	R	H	RBI	BB	SO	LOB
5 Yunel Escobar, R (1, 6) OBP: 0.362, SLG: 0.407	C FF 92 B FF 93 B FF 93 X SI 93 2-1 ① F9		B SI 93 1 SAFE X SI 94 1-0 16 1B 1-3 1B	C SL 81 X FF 94 0-1 ② SH1-3 1-2			C SI 93 C CH 86 B FF 93 X SL 82 1-2 ① G5-3			3	0	1	0	0	0	0
16 Corey Patterson, L (1, 7) OBP: 0.309, SLG: 0.428	C SL 79 B SL 80 F FF 93 B SL 84 S SL 82 2-3 ② K		D SL 84 F SL 83 B FF 95 X SL 83 2-1 1-3 3-H 1B	B SL 81 B SI 94 B FF 95 C FF 94 B FF 96 4-1 19 FC6-4 BB			B FF 94 X FF 95 1-0 ② P6			3	0	1	1	1	1	0
19 José Bautista, R (1, 9) OBP: 0.492, SLG: 0.804	B FF 94 C CH 86 C SL 81 X SL 82 1-2 ③ G5-3		C SL 84 F SL 84 S FF 95 0-3 ③ K	X SI 95 0-0 ③ FC6-4 1-2f			F FF 95 B FF 94 X CH 87 1-1 ③ G3			4	0	0	0	0	1	5
20 Juan Rivera, R (1, 3) OBP: 0.324, SLG: 0.342		C SL 79 X FF 93 0-1 9 G6-4-3 1B		B SI 92 X SI 94 1-0 9 1B 2B	F FF 94 F FF 93 X CH 86 0-2 ① G5-3			C CH 87 S SL 82 X FF 95 0-2 ① G3		4	1	2	0	0	0	0
9 J.P. Arencibia, R (1, 2) OBP: 0.313, SLG: 0.519		X SI 93 0-0 ① ② G6-4-3 1-2f		C CH 86 F FF 94 X SL 82 0-2 10 1B 11 1B 2-H 1B	S SI 93 B SL 80 B CH 87 B CH 86 F SI 94 X SI 94 3-2 ② F8			C CH 87 X CH 87 0-1 ② G4-3		4	1	1	1	0	0	1
2 Aaron Hill, R (1, 4) OBP: 0.281, SLG: 0.323		C SI 92 F SI 93 F CH 87 B CH 87 X SI 94 1-2 ③ F7		C SI 93 F CH 87 F SI 94 B SL 83 X SL 84 1-2 ① F9	X SL 80 0-0 ③ G6-3			X SI 94 0-0 ③ G5-3		4	0	0	0	0	0	1
10 Edwin Encarnación, R (1, 10) OBP: 0.264, SLG: 0.326			C SI 93 X SI 92 0-1 ① G6-3	B SL 80 X CH 87 1-0 11 1B 6 SH 1-3 1B		C SL 79 X SL 82 0-1 ① P2			C CH 87 F SL 83 B FF 93 X FF 94 1-2 ① F9	4	1	1	0	0	0	0
11 Rajai Davis, R (1, 8) OBP: 0.301, SLG: 0.328			X FF 94 0-0 5 1B 16 1B 1B	F SL 79 X SI 93 0-1 6 SH 1-3 3-H 1B		X FF 94 0-0 ② F7			S CH 86 B CH 87 S SL 79 F SL 80 S CH 86 1-3 ② K	4	1	2	1	0	1	0
6 John McDonald, R (1, 5) OBP: 0.259, SLG: 0.304			C FF 94 X SI 92 0-1 ② F9	X SL 81 0-0 SH 5 SH1-3 1-3 3-H		B SI 94 B CH 87 F FF 94 X SI 94 2-1 ③ F9			C SL 81 F SI 94 F CH 88 X CH 88 0-2 ③ G4-3	3	0	0	1	0	0	1
Inning Stats	R: 0 E: 0 K: 1 S: 8 H: 0 LOB: 0 BB: 0 P: 13	R: 0 E: 0 K: 0 S: 7 H: 1 LOB: 0 BB: 0 P: 8	R: 1 E: 0 K: 1 S: 11 H: 3 LOB: 2 BB: 0 P: 14	R: 3 E: 1 K: 0 S: 16 H: 4 LOB: 3 BB: 1 P: 23	R: 0 E: 0 K: 0 S: 7 H: 0 LOB: 0 BB: 0 P: 10	R: 0 E: 0 K: 0 S: 5 H: 0 LOB: 0 BB: 0 P: 7	R: 0 E: 0 K: 0 S: 6 H: 0 LOB: 0 BB: 0 P: 9	R: 0 E: 0 K: 0 S: 6 H: 0 LOB: 0 BB: 0 P: 6	R: 0 E: 0 K: 1 S: 11 H: 0 LOB: 0 BB: 0 P: 13	1B: 7 2B: 1 3B: 0 HR: 0 SF: 0 SAC: 2 DP: 1 HBP: 0						

PITCHER	IP	WLS	BF	H	R	ER	SO	BB	IBB	HBP	BLK	WP	HR	S	P	ERA	WHIP
52 CC Sabathia, L (1, 1) ERA: 3.17	9.0	W	36	8	4	4	3	1	0	0	0	0	0	77	103	4.00	1.000

PITCHER	IP	WLS	BF	H	R	ER	SO	BB	IBB	HBP	BLK	WP	HR	S	P	ERA	WHIP

TOP

Toronto Blue Jays @ New York Yankees

Yankee Stadium, Bronx, NY

Tue May 24 2011, 7:08 PM - 9:42 PM EDT

Att. 41,519 - Partly Cloudy - 79 F

livebaseballscorecards.com

AB	33
R	4
H	8
RBI	4
BB	1
SO	3
LOB	8

WP: 0 PA: 36
PB: 0
SB: 0
CS: 0

BOTTOM

Toronto Blue Jays @ New York Yankees

Yankee Stadium, Bronx, NY

Tue May 24 2011, 7:08 PM - 9:42 PM EDT

Att. 41,519 - Partly Cloudy - 79 F

livebaseballscorecards.com

Batter	1	2	3	4	5	6	7	8	9	AB	R	H	RBI	BB	SO	LOB
2 Derek Jeter, R (1, 10) OBP: 0.303, SLG: 0.316	B FF 91 B FF 92 B FF 90 C SI 92 X SI 90 3-1 ① G5-3		B SI 93 F CH 84 B CH 86 F SI 92 S CH 86 2-3 ① K		F SI 92 B SI 94 X CH 86 1-1 ② G1-3		C CH 82 F CH 81 F SI 93 D CH 85 B SI 91 B SI 92 X CH 83 3-2 ②③ G5-3 2-3f		B FF 94 F FS 87 B FS 85 X FS 87 2-1 ② G6-3 2-3	5	0	0	0	0	1	3
14 Curtis Granderson, L (1, 8) OBP: 0.347, SLG: 0.618	C FF 92 X SI 91 0-1 ② P5		B SI 91 C FF 93 B CU 78 X FF 92 2-1 25 FC6-4 1B		B CU 76 X FF 92 1-0 25 CS 1B			B FF 92 X FC 90 1-0 25 G4-3 24 2B 2B	D CU 80 B FS 86 C FS 86 X CU 78 2-1 25 S 25 1B 3-H 1B	5	2	4	1	0	0	0
25 Mark Teixeira, S (1, 3) OBP: 0.367, SLG: 0.509	B FF 93 B SI 92 S FF 93 X SI 92 2-1 1B		B SI 92 F SI 93 1 SAFE D CH 85 B CH 83 X SI 91 3-1 ② FC6-4 13 1B 1-2f		B SI 91 F SI 92 F CH 84 F CU 78 B CU 78 1 SAFE 1 SAFE 2-2 ③ CS 1-2	B CH 84 F SI 90 B SI 93 B FF 92 B SI 90 4-1 13 G6-4-3 BB		B CU 74 X SI 92 1-0 ① G4-3 2-3	D CU 79 B FF 95 C FS 86 D FF 95 X FF 94 3-1 1-H 1B	4	0	2	1	1	0	2
13 Alex Rodriguez, R (1, 5) OBP: 0.362, SLG: 0.509	D FF 94 B FF 93 S SI 92 S CH 85 S CH 86 2-3 ③ K		C CH 86 B FF 94 B FF 92 B FF 93 S SI 92 X FF 95 3-2 1-2 1B			X SI 91 0-0 ①② G6-4-3 1-2f		C CU 75 B FF 94 F CU 77 S FC 91 1-3 ② K		4	0	1	0	0	2	3
24 Robinson Canó, L (1, 4) OBP: 0.320, SLG: 0.497		B SI 90 X FF 91 1-0 ① F7	B FF 94 X SI 93 1-0 ③ G3			B FF 93 X FF 92 1-0 2B		B SL 85 F SL 85 X SL 84 1-1 55 1B 3-H 2B		4	1	2	1	0	0	2
55 Russell Martin, R (1, 2) OBP: 0.367, SLG: 0.511		B SI 92 X SI 92 1-0 HR		C SI 92 B FF 92 C SI 93 F SI 93 S CH 87 1-3 ① K		X SI 92 0-0 ③ F9		X SI 92 0-0 2-H 1B		4	1	2	2	0	1	1
33 Nick Swisher, S (1, 9) OBP: 0.322, SLG: 0.295		X FF 95 0-0 ② F7		B FF 93 B SI 92 X SI 90 2-0 ② G6-3			C SI 92 F SI 92 S CH 87 0-3 ① K	1 SAFE X SI 91 0-0 ③ F9		4	0	0	0	0	1	1
11 Brett Gardner, L (1, 7) OBP: 0.348, SLG: 0.416		B FF 94 B FF 91 C FF 94 B FF 92 S SI 91 B SI 92 4-2 26 FC6-4 BB		C SI 92 B CU 78 X SI 92 1-1 ③ G6-3			C FF 93 B CU 76 B SI 92 B SI 90 B FF 91 4-1 2 G5-3 26 1B BB		C FF 93 C CU 75 F FS 86 F FF 95 X CU 76 0-2 ① G3	2	0	0	0	2	0	0
26 Eduardo Núñez, R (1, 6) 20 Jorge Posada, S (9, PH) OBP: 0.299, SLG: 0.365 27 Chris Dickerson, L (9, PR) OBP: 0.429, SLG: 0.417		C CH 84 X SI 92 0-1 ③ FC6-4 1-2f			B FF 89 X SI 91 1-0 ① G5-3		1 SAFE B CH 82 X SI 90 1-0 1-2 1B		X FF 94 0-0 2 G6-3 14 1B 2B	3 1 0	0 0 1	1 1 0	0 0 0	0 0 0	0 0 0	1 0 0

	AB	36
	R	5
	H	13
	RBI	5
	BB	3
	SO	5
	LOB	13

Inning Stats	1	2	3	4	5	6	7	8	9
	R: 0 E: 0 K: 1 S: 9	H: 1 LOB: 1 BB: 0 P: 16	R: 1 E: 0 K: 0 S: 7	H: 1 LOB: 1 BB: 1 P: 13	R: 0 E: 0 K: 1 S: 11	H: 2 LOB: 2 BB: 0 P: 22	R: 0 E: 0 K: 1 S: 7	H: 0 LOB: 0 BB: 0 P: 11	R: 0 E: 0 K: 0 S: 7	H: 1 LOB: 0 BB: 0 P: 12	R: 0 E: 0 K: 0 S: 4	H: 1 LOB: 1 BB: 1 P: 9	R: 0 E: 0 K: 1 S: 9	H: 1 LOB: 1 BB: 1 P: 17	R: 2 E: 0 K: 1 S: 9	H: 3 LOB: 1 BB: 0 P: 13	R: 2 E: 0 K: 0 S: 12	H: 3 LOB: 2 BB: 0 P: 19

	1B: 8	SF: 0	WP: 0	PA: 40
	2B: 4	SAC: 0	PB: 0	
	3B: 0	DP: 2	SB: 1	
	HR: 1	HBP: 0	CS: 1	

PITCHER		IP	WLS	BF	H	R	ER	SO	BB	IBB	HBP	BLK	WP	HR	S	P	ERA	WHIP
24 Ricky Romero, L ERA: 2.91	(1, 1)	7.0		28	7	1	1	4	3	0	0	0	0	1	54	100	1.29	1.429
44 Casey Janssen, R ERA: 1.77	(8, 1)	0.2	H	3	1	1	1	1	0	0	0	0	0	0	5	8	13.50	1.500
34 Marc Rzepczynski, L ERA: 3.0	(8, 1)	0.1	H	3	2	1	1	0	0	0	0	0	0	0	4	5	27.00	6.000
50 Frank Francisco, R ERA: 6.23	(9, 1)	0.2	L	5	3	2	2	0	0	0	0	0	0	0	12	19	27.00	4.500

PITCHER	IP	WLS	BF	H	R	ER	SO	BB	IBB	HBP	BLK	WP	HR	S	P	ERA	WHIP

Batter	1	2	3	4	5	6	7	8	9	AB	R	H	RBI	BB	SO	LOB
5 Yunel Escobar, R (1, 6) OBP: 0.360, SLG: 0.415 6 John McDonald, R (7, PR) OBP: 0.259, SLG: 0.304 (7, 6) 9 J.P. Arencibia, R (9, PH) OBP: 0.310, SLG: 0.515	X SI 87 0-0 3B		C SI 88 X SL 82 0-1 ② G1-3			C SL 80 B SI 86 S FS 79 B CH 81 X SL 82 2-2 ① G4-3	X KC 80 0-0 ② FC5-2 3-H		S FC 94 F FC 93 S FC 91 0-3 ③ K	4 0 1	0 0 0	1 0 0	0 0 0	0 0 0	0 0 1	1 0 1
16 Corey Patterson, L (1, 7) OBP: 0.307, SLG: 0.429	B CU 70 F SL 79 B FS 78 S CU 73 D FS 80 F CU 75 F FS 79 X SL 83 3-2 ① G1-3		C SI 86 B FS 78 X SI 87 1-1 ③ F9			S FS 78 B SI 87 B SL 76 S SL 82 B FS 79 X FS 84 3-2 20 1B 2B	C KC 80 C FC 93 S KC 82 0-3 ③ K			4	1	1	0	0	1	2
19 José Bautista, R (1, 9) OBP: 0.492, SLG: 0.795	X CU 72 0-0 ② P3			C FS 80 F SL 82 F SI 86 B FS 80 F CH 80 B SL 80 H SL 81 3-2 8 CS HBP		C FS 80 S CH 80 X CH 80 0-2 ② G5-3		B CU 80 B SL 87 F FF 97 X SL 84 2-1 20 G6-4-3 1B		3	0	1	0	0	0	2
20 Juan Rivera, R (1, 3) OBP: 0.322, SLG: 0.340	X CH 78 0-0 ③ P5			C SL 79 F SI 88 B SI 89 1 SAFE S CH 80 1-3 ① K		X SI 89 0-0 2-H 1B		1 SAFE B CU 79 F FF 94 B FF 96 X FF 96 2-1 ①② G6-4-3 1-2f		4	0	1	1	0	1	3
8 José Molina, R (1, 2) OBP: 0.367, SLG: 0.444		C SL 76 C SL 80 F FS 76 B SI 87 S FS 78 1-3 ① K		S SL 80 X SI 89 0-1 ②③ F9 1-2		C SL 80 S FS 79 S CH 80 0-3 ③ K		B FF 97 F FF 96 B FF 96 B FF 95 F FF 93 B SL 86 4-2 BB		3	0	0	0	1	2	2
2 Aaron Hill, R (1, 4) OBP: 0.288, SLG: 0.328		C SI 89 B SI 87 B SL 80 F SI 88 F FS 80 B CH 79 X SI 90 3-2 1B			B SL 79 B SL 80 F SI 88 F SI 87 X FS 79 2-2 ① P4		C SI 86 X FS 76 0-1 46 2B 1B	X FF 95 0-0 ③ F9		4	1	2	0	0	0	1
46 Eric Thames, L (1, 10) OBP: 0.391, SLG: 0.400		X CU 72 0-0 ② P4			S CU 73 X SL 79 0-1 ② G3		F CU 72 D SL 79 X CU 74 1-1 11 1B 28 G5-3 1-H 2B		C FC 92 X FC 91 0-1 1B	4	1	2	1	0	0	1
11 Rajai Davis, R (1, 8) OBP: 0.307, SLG: 0.342		S SL 81 C SI 89 D CH 81 1 SAFE S SL 82 1-3 ③ K			X SL 78 0-0 2B		B SI 88 F SL 82 C SI 87 X SL 83 1-2 28 G5-3 28 S 5 FC5-2 2-3 1B		B FC 90 F FC 90 F FF 91 X FF 91 1-2 ① F9	4	0	2	0	0	1	2
28 Jayson Nix, R (1, 5) OBP: 0.282, SLG: 0.306 10 Edwin Encarnación, R (9, PH) OBP: 0.262, SLG: 0.324			B SL 77 C SI 87 C SI 88 B CU 72 F FS 78 X SI 89 2-2 ① G6-3		B SI 88 X SI 88 1-0 ③ P4		B SL 81 X SL 83 1-0 ① G5-3 1-3 3-H		B FF 91 C FC 92 X FC 92 1-1 ② F8	3 1	0 0	0 0	1 0	0 0	0 0	2 1
Inning Stats	R: 0 E: 0 K: 0 S: 8 H: 1 LOB: 1 BB: 0 P: 11	R: 0 E: 0 K: 2 S: 12 H: 1 LOB: 1 BB: 0 P: 17	R: 0 E: 0 K: 0 S: 8 H: 0 LOB: 0 BB: 0 P: 11	R: 0 E: 0 K: 1 S: 9 H: 0 LOB: 0 BB: 0 P: 13	R: 0 E: 0 K: 0 S: 7 H: 1 LOB: 1 BB: 0 P: 10	R: 1 E: 0 K: 1 S: 13 H: 2 LOB: 1 BB: 0 P: 18	R: 2 E: 0 K: 1 S: 12 H: 3 LOB: 1 BB: 0 P: 15	R: 0 E: 0 K: 0 S: 7 H: 1 LOB: 1 BB: 1 P: 15	R: 0 E: 0 K: 1 S: 10 H: 1 LOB: 1 BB: 0 P: 12	1B: 6 2B: 3 3B: 1 HR: 0 SF: 0 SAC: 0 DP: 1 HBP: 1						

PITCHER		IP	WLS	BF	H	R	ER	SO	BB	IBB	HBP	BLK	WP	HR	S	P	ERA	WHIP
36 Freddy Garcia, R ERA: 3.26	(1, 1)	6.1	W	27	8	3	3	4	0	0	1	0	0	0	65	91	4.26	1.263
30 David Robertson, R ERA: 1.42	(7, 1)	0.2		2	0	0	0	1	0	0	0	0	0	0	4	4	0.00	0.000
62 Joba Chamberlain, R ERA: 3.33	(8, 1)	1.0		4	1	0	0	0	1	0	0	0	0	0	7	15	0.00	2.000
42 Mariano Rivera, R ERA: 1.71	(9, 1)	1.0		4	1	0	0	1	0	0	0	0	0	0	10	12	0.00	1.000

PITCHER	IP	WLS	BF	H	R	ER	SO	BB	IBB	HBP	BLK	WP	HR	S	P	ERA	WHIP

TOP

Toronto Blue Jays @ New York Yankees

Yankee Stadium, Bronx, NY

Wed May 25 2011, 1:09 PM - 3:50 PM EDT

Att. 43,201 - Partly Cloudy - 78 F

livebaseballscorecards.com

AB	35
R	3
H	10
RBI	3
BB	1
SO	6
LOB	18

WP: 0 PA: 37
PB: 0
SB: 1
CS: 1

Toronto Blue Jays @ New York Yankees

Yankee Stadium, Bronx, NY

Wed May 25 2011, 1:09 PM - 3:50 PM EDT

Att. 43,201 - Partly Cloudy - 78 F

livebaseballscorecards.com

BOTTOM

Batter	1	2	3	4	5	6	7	8	9	AB	R	H	RBI	BB	SO	LOB
2 Derek Jeter, R (1, 6) OBP: 0.310, SLG: 0.321	B FF 89 B SI 90 B FF 90 C SI 90 X SI 90 3-1 14 WP 14 2B 2B	C SI 90 S SL 83 B FF 92 X SL 84 1-2 ③ G6-3		B SI 93 S FF 93 C SI 94 F SI 94 B CH 84 F SI 93 X CH 84 2-2 ② G1-3 1-2		F CH 83 B CH 83 B SI 92 B SI 93 B SI 92 4-1 14 HBP BB		C SI 88 B SL 81 B SL 79 C CH 83 B SI 84 F SI 88 F SL 79 B SI 89 4-2 BB		3	1	1	0	2	0	1
14 Curtis Granderson, L (1, 8) OBP: 0.353, SLG: 0.626	B FF 88 B FF 90 X FF 90 2-0 24 L9-3-6 2-H 2B	B CU 75 C FF 90 S SL 82 B SL 83 X SL 83 2-2 25 HR 2B	B SL 84 B SI 93 X SI 94 2-0 ③ G3-1		B SI 92 H SI 92 2-0 25 FC6-4 1-2 HBP		C SI 87 1 SAFE F SI 86 B SI 88 X CH 84 1-2 ② F9		4	1	2	1	0	0	2
25 Mark Teixeira, S (1, 3) OBP: 0.363, SLG: 0.517	B CH 83 C FF 91 F CH 83 X FF 90 1-2 E4	C SI 91 B FF 90 F FF 92 F FF 90 D FF 85 X CH 83 2-2 2-H HR	F SI 94 X SI 94 0-1 ① F8	S CH 82 B SI 91 X SI 92 1-1 ③ FC6-4 1-2f		S CH 84 B SL 81 X SI 88 1-1 ③ L5		5	1	1	2	0	0	4
13 Alex Rodriguez, R (1, 10) OBP: 0.360, SLG: 0.503	B CH 83 X FF 90 1-0 ① F8	B SI 91 S FF 90 X FF 90 1-1 ① G4-3	F FF 93 B SI 94 F SI 92 B CH 86 S SI 94 2-3 ② K		B CH 80 F SI 90 B SI 92 X CH 80 2-1 33 S 24 1B 1B			4	0	1	0	0	1	2
24 Robinson Canó, L (1, 4) OBP: 0.318, SLG: 0.492	B SL 83 X SI 90 1-0 ②③ L9-3-6 2-2	B FF 90 C SL 83 F FF 89 F FF 90 X SL 83 1-2 ② G4-3	F SI 94 X SI 94 0-1 ③ G6-3		X SI 91 0-0 33 S 1-2 1B			4	0	1	0	0	0	2
55 Russell Martin, R (1, 2) OBP: 0.370, SLG: 0.504		B SI 90 B CH 84 B FF 90 C SI 90 B FF 90 4-1 18 HR BB	B SI 90 B FF 90 F SI 91 B SI 91 B SI 90 4-1 33 E 33 S BB			C SI 92 B SI 93 B CH 82 B SI 92 X SI 92 3-1 ① F7	B FF 91 F SL 81 X CH 80 1-1 ① F3		2	1	0	0	2	0	2
33 Nick Swisher, S (1, 9) OBP: 0.321, SLG: 0.289 11 Brett Gardner, L (8, 7) OBP: 0.348, SLG: 0.416		B SI 89 C SI 91 X SI 90 1-1 ① F9	1 SAFE B FF 91 F SI 90 X FF 90 1-1 ③ F8 1-3			B CH 84 B SI 93 B SI 93 C SI 92 F SI 93 B SI 94 4-2 18 HR BB	B SI 90 S SI 90 F FF 91 B SL 81 B CH 80 T SI 91 3-2 ② K 1-2 2-3		3 0	1 0	0 0	0 0	1 0	1 0	4 0
18 Andruw Jones, R (1, 7) OBP: 0.283, SLG: 0.500 27 Chris Dickerson, L (7, 7) OBP: 0.400, SLG: 0.385 (8, 9)		D FF 90 X CH 84 1-0 1-H HR	B FF 93 X SI 93 1-0 2 G1-3 1B		X SI 91 0-0 1-H HR	C CH 81 S CH 81 S CH 82 0-3 ③ K2-3		3 1	2 0	3 0	4 0	0 1	0 2	0
26 Eduardo Núñez, R (1, 5) OBP: 0.286, SLG: 0.375		C FF 90 X SL 83 0-1 ② P5	X SI 93 0-0 ① F7		B SI 94 C SI 94 X CH 83 1-1 ② G5-3		C SL 79 X CH 81 0-1 ① F7		4	0	0	0	0	0	1
Inning Stats	R: 1 E: 1 K: 0 S: 8 H: 2 LOB: 1 BB: 0 P: 16	R: 2 E: 0 K: 0 S: 9 H: 1 LOB: 0 BB: 1 P: 16	R: 2 E: 0 K: 0 S: 16 H: 2 LOB: 1 BB: 1 P: 27	R: 0 E: 0 K: 0 S: 8 H: 1 LOB: 1 BB: 0 P: 13	R: 0 E: 0 K: 1 S: 7 H: 0 LOB: 0 BB: 0 P: 9	R: 2 E: 0 K: 0 S: 10 H: 1 LOB: 2 BB: 2 P: 25	R: 0 E: 0 K: 2 S: 11 H: 2 LOB: 2 BB: 0 P: 17	R: 0 E: 0 K: 0 S: 11 H: 0 LOB: 1 BB: 1 P: 17		1B: 3 2B: 4 3B: 0 HR: 3	SF: 0 SAC: 0 DP: 1 HBP: 1		WP: 1 PB: 0 SB: 3 CS: 0	PA: 39	

	AB	33
	R	7
	H	9
	RBI	7
	BB	5
	SO	3
	LOB	20

PITCHER		IP	WLS	BF	H	R	ER	SO	BB	IBB	HBP	BLK	WP	HR	S	P	ERA	WHIP
37 Jo-Jo Reyes, L ERA: 4.7	(1, 1)	3.0	L	16	5	5	5	0	2	0	0	0	1	2	33	59	15.00	2.333
47 Luis Perez, L ERA: 5.87	(4, 1)	4.0		19	4	2	2	3	2	0	1	0	0	1	36	64	4.50	1.500
57 Shawn Camp, R ERA: 1.9	(8, 1)	1.0		4	0	0	0	0	1	0	0	0	0	0	11	17	0.00	1.000

PITCHER	IP	WLS	BF	H	R	ER	SO	BB	IBB	HBP	BLK	WP	HR	S	P	ERA	WHIP

Chicago White Sox @ Toronto Blue Jays

Rogers Centre, Toronto, ON

Thu May 26 2011, 7:09 PM - 10:02 PM EDT

Att. 14,353 - Roof Closed - 68 F

TOP

livebaseballscorecards.com

Batter	1	2	3	4	5	6	7	8	9	AB	R	H	RBI	BB	SO	LOB
1 Juan Pierre, L (1, 7) OBP: 0.327, SLG: 0.300	B SI 92 B SI 92 B FF 92 B SI 93 4-0 10 FC1-6 BB		C FF 91 F FF 92 B FF 94 B SL 86 X FF 93 2-2 ② F8		X FF 92 0-0 10 S 1-3 2-H 1B		C FF 92 X SL 87 0-1 ③ FC6 1-2f		B SI 93 S SL 83 D SL 85 S SI 92 D SL 86 F SL 85 X SI 92 3-2 E3 10 2B 1-H 3-H 1B	4	0	2	2	1	0	1
10 Alexei Ramirez, R (1, 6) OBP: 0.343, SLG: 0.443	B FF 92 C FF 93 X FF 94 1-1 ① FC1-6 20 HBP 1-2f		F SI 93 X FF 93 0-1 ③ G5-3		1 SAFE B FF 91 1 SAFE S SL 86 B FF 92 B SL 84 B SI 94 4-1 20 FC5-4 1-2 BB			B FF 92 C FF 91 B FF 92 F FF 92 F FF 92 F FF 93 X SL 83 2-2 20 G2-3 2B	1 SAFE 1 SAFE 1 SAFE B SI 89 X SI 91 1-0 1-3 2B	4	0	2	0	1	0	1
20 Carlos Quentin, R (1, 9) OBP: 0.350, SLG: 0.554 18 Brent Lillibridge, R (9, 9) OBP: 0.370, SLG: 0.565	1 SAFE S SL 88 B FF 93 H SI 93 2-1 1-2 HBP			F SL 87 S SL 86 B SL 88 B SI 95 F SL 89 B KC 84 F SL 87 X FF 95 3-2 ① F8	F SI 94 X SL 87 0-1 ③ FC5-4 1-2f			C FF 93 B FF 94 X CH 86 1-1 ① G2-3 2-3	S SL 85 F CU 72 X CU 74 0-2 ③ P3	4 0	0 0	0 0	0 0	0 0	0 0	6 0
14 Paul Konerko, R (1, 10) OBP: 0.364, SLG: 0.476	C SL 86 S FF 95 X FF 95 0-2 ② F9			X FF 94 0-0 ② G5-3		B SL 85 B FF 93 F FF 91 B FF 92 F FF 92 S SL 86 3-3 ① K		C FF 93 B FF 92 D CH 87 C CH 85 D CH 87 F CH 87 X FF 93 3-2 ② G5-3		4	0	0	0	0	1	3
44 Adam Dunn, L (1, 3) OBP: 0.314, SLG: 0.346 45 Dallas McPherson, L (9, 3) OBP: 0.182, SLG: 0.182	B SI 94 C FF 94 F FF 95 F FF 95 B SL 89 B SL 90 C FF 96 3-3 ③ K			B SI 94 S FS 89 B SI 94 B SI 94 F SI 92 S FF 90 3-3 ③ K		B FF 92 T FF 92 F SI 94 F SI 90 S SL 87 1-3 ② K		C SL 84 F SI 93 S SL 85 0-3 ③ K		4 0	0 0	0 0	0 0	0 0	4 0	3 0
51 Alex Rios, R (1, 8) OBP: 0.260, SLG: 0.310		C SI 94 X FF 94 0-1 ① G6-3			C FF 92 S KC 83 F SL 86 X SL 87 0-2 ① G6-3	F FF 94 X FF 92 0-1 ③ F9			C SI 91 B SL 85 B CH 86 X SI 91 2-1 E5 11 WP 1 1B	4	1	0	0	0	0	0
12 A.J. Pierzynski, L (1, 2) OBP: 0.306, SLG: 0.338		B SI 94 B FF 93 S FF 94 F FF 94 F SL 88 B SL 88 X SI 96 3-2 ② L4			F SI 92 X SI 93 0-1 11 1B 1 1B 1B		X FS 87 0-0 1 FC6 1B		C SL 83 L SL 84 S SL 85 0-3 ① K	4	1	2	0	0	1	1
11 Omar Vizquel, S (1, 5) OBP: 0.348, SLG: 0.377		B SI 93 B FF 93 B FF 94 C FF 93 F SI 93 X FF 94 3-2 ③ F8			X FF 91 0-0 1 1B 1-2 1B		B FF 90 F SI 91 1 SAFE C SL 85 X FF 93 1-2 ① F8		B SI 91 C SL 83 F SL 85 S SL 84 1-3 ② K 2-3	4	0	1	0	0	1	2
15 Gordon Beckham, R (1, 4) OBP: 0.293, SLG: 0.348			X FF 91 0-0 ① L6		C FF 93 F SL 85 X KC 83 0-2 ② F8		S SL 85 F SL 85 B FF 94 B FF 95 F FF 94 C FF 94 2-3 ② K		B SL 85 S CH 85 H SL 85 2-1 1 S 1 E HBP	3	1	0	0	0	1	3

Inning Stats	1	2	3	4	5	6	7	8	9	1B: 5	SF: 0	WP: 1	PA: 39
	R: 0 E: 0 K: 1 S: 10	H: 0 LOB: 2 BB: 1 P: 20	R: 0 E: 0 K: 0 S: 9	H: 0 LOB: 0 BB: 0 P: 15	R: 0 E: 0 K: 0 S: 6	H: 0 LOB: 0 BB: 0 P: 8	R: 0 E: 0 K: 1 S: 9	H: 0 LOB: 0 BB: 0 P: 15	R: 1 E: 0 K: 0 S: 14	H: 3 LOB: 3 BB: 1 P: 18	R: 0 E: 0 K: 2 S: 9	H: 0 LOB: 0 BB: 0 P: 13	R: 0 E: 0 K: 1 S: 10	H: 1 LOB: 1 BB: 0 P: 13	R: 0 E: 0 K: 1 S: 14	H: 1 LOB: 1 BB: 0 P: 20	R: 2 E: 2 K: 2 S: 17	H: 2 LOB: 2 BB: 0 P: 26	2B: 2 3B: 0 HR: 0	SAC: 0 DP: 0 HBP: 2	PB: 0 SB: 2 CS: 0	

PITCHER		IP	WLS	BF	H	R	ER	SO	BB	IBB	HBP	BLK	WP	HR	S	P	ERA	WHIP
23 Brandon Morrow, R ERA: 4.38	(1, 1)	7.0		28	4	1	1	5	2	0	1	0	0	0	67	102	1.29	0.857
54 Jason Frasor, R ERA: 1.77	(8, 1)	0.2		3	1	0	0	0	0	0	0	0	0	0	11	17	0.00	1.500
34 Marc Rzepczynski, L ERA: 2.86	(8, 1)	1.0	L	7	2	2	0	3	0	0	1	0	1	0	17	26	0.00	2.000
60 Jon Rauch, R ERA: 4.12	(9, 1)	0.1		1	0	0	0	0	0	0	0	0	0	0	3	3	0.00	0.000

PITCHER	IP	WLS	BF	H	R	ER	SO	BB	IBB	HBP	BLK	WP	HR	S	P	ERA	WHIP

AB	35
R	3
H	7
RBI	2
BB	2
SO	8
LOB	20

BOTTOM

Chicago White Sox @ Toronto Blue Jays

Rogers Centre, Toronto, ON

Thu May 26 2011, 7:09 PM - 10:02 PM EDT

Att. 14,353 - Roof Closed - 68 F

livebaseballscorecards.com

Batter	1	2	3	4	5	6	7	8	9	AB	R	H	RBI	BB	SO	LOB
5 Yunel Escobar, R (1, 6) OBP: 0.357, SLG: 0.428	X FF 90 0-0 ① F9		B FF 91 B SL 83 F FF 90 B SL 84 F FF 90 X CH 82 3-2 ③ P4			B SL 83 C FF 89 X CU 76 1-1 HR		B FF 90 B SI 89 C FF 88 B CH 82 F FF 89 C FF 89 3-3 ② K		4	1	1	1	0	1	0
16 Corey Patterson, L (1, 7) OBP: 0.312, SLG: 0.431	B FF 91 X FF 90 1-0 ② B1-3			C FF 89 S CH 81 X CU 80 0-2 20 CS 1B		C FF 89 B FF 88 B SL 83 B CH 83 F FF 89 S FF 90 3-3 ① K		B FF 89 B SI 88 C CH 82 F CH 81 B CU 81 X FF 89 3-2 19 S 1B		4	0	2	0	0	1	0
19 José Bautista, R (1, 9) OBP: 0.492, SLG: 0.785	C FF 92 B CH 86 X SL 85 1-1 1B			B SI 88 1 SAFE B FF 90 C CH 82 1 SAFE 1 SAFE X FF 90 2-1 ① F9		B CH 83 B SL 82 B SL 84 X CH 85 3-1 ② G4-3		D SL 87 B SL 87 C SL 86 B SL 85 I IN 55 4-1 1-2 IBB		3	0	1	0	1	0	1
20 Juan Rivera, R (1, 3) OBP: 0.320, SLG: 0.338	F FF 90 B SL 83 1 SAFE B FF 90 F SL 82 B CU 79 X SL 82 3-2 ③ P4			1 SAFE P PO 83 X SL 83 1-0 9 WP 1-2 1B		B CU 79 B FF 89 X CH 83 2-0 ③ L7		B SL 86 X SL 86 1-0 ③ G6-3		4	0	1	0	0	0	3
9 J.P. Arencibia, R (1, 2) OBP: 0.309, SLG: 0.504		C CU 78 B CU 78 F SI 89 B CU 79 S CU 78 2-3 ① K		B SL 84 C SL 84 B SI 89 B CH 83 B CH 84 4-1 1-2 BB			S CU 78 C FF 88 B SL 81 B SI 89 X CH 83 2-2 ① F9		X FF 95 0-0 ① F8	3	0	0	0	1	1	0
2 Aaron Hill, R (1, 4) OBP: 0.287, SLG: 0.321		B SL 83 X FF 89 1-0 ② P5		B SL 84 B FF 90 X SI 89 2-0 ③ P3			B SL 83 C FF 89 F FF 88 B CU 80 F FF 89 X SI 89 2-2 ② F9		C FF 94 S SL 83 B SL 85 B SL 84 B FF 95 B FF 96 4-2 11 DI BB	3	0	0	0	1	0	2
46 Eric Thames, L (1, 10) OBP: 0.370, SLG: 0.375		C FF 91 X FF 90 0-1 ③ G4-3			S SL 81 B CU 77 F CH 80 B CU 79 X CU 78 2-2 ① F7		X CH 82 0-0 E1 1B		S CH 88 D CH 87 F CH 86 S SL 84 1-3 ② K	4	0	1	0	0	1	1
11 Rajai Davis, R (1, 8) OBP: 0.298, SLG: 0.331			B FF 89 X FF 90 1-0 ① F8		B FF 88 C FF 88 B CH 82 C SL 83 X CU 80 2-2 ② F7		S SL 83 B CH 83 D SL 84 X CH 84 2-1 ③ G6-3		C FF 95 S SL 84 S SL 84 0-3 ③ K 1-2	4	0	0	0	0	1	2
6 John McDonald, R (1, 5) OBP: 0.252, SLG: 0.295			C FF 90 X FF 90 0-1 ② G6-3		B FF 89 F FF 88 C FF 90 F CU 80 X CU 80 1-2 ③ F9			F FF 88 X FF 88 0-1 ① P6		3	0	0	0	0	0	0

	AB	R	H	RBI	BB	SO	LOB
	32	1	6	1	3	5	9

Inning Stats	1	2	3	4	5	6	7	8	9
	R: 0 E: 0 K: 0 S: 7 H: 1 LOB: 1 BB: 0 P: 12	R: 0 E: 0 K: 1 S: 6 H: 0 LOB: 0 BB: 0 P: 9	R: 0 E: 0 K: 0 S: 6 H: 0 LOB: 0 BB: 0 P: 10	R: 0 E: 0 K: 0 S: 9 H: 2 LOB: 2 BB: 1 P: 17	R: 0 E: 0 K: 0 S: 10 H: 0 LOB: 0 BB: 0 P: 15	R: 1 E: 0 K: 1 S: 8 H: 1 LOB: 0 BB: 0 P: 17	R: 0 E: 1 K: 0 S: 10 H: 1 LOB: 1 BB: 0 P: 16	R: 0 E: 0 K: 1 S: 10 H: 1 LOB: 2 BB: 1 P: 21	R: 0 E: 0 K: 2 S: 9 H: 0 LOB: 1 BB: 1 P: 14

	1B: 5	SF: 0	WP: 1	PA: 35
	2B: 0	SAC: 0	PB: 0	
	3B: 0	DP: 0	SB: 1	
	HR: 1	HBP: 0	CS: 1	

PITCHER		IP	WLS	BF	H	R	ER	SO	BB	IBB	HBP	BLK	WP	HR	S	P	ERA	WHIP
41 Philip Humber, R ERA: 2.85	(1, 1)	7.2		29	6	1	1	3	1	0	0	0	1	1	64	110	1.17	0.913
26 Jesse Crain, R ERA: 2.31	(8, 1)	0.1	W	2	0	0	0	0	0	1	0	0	0	0	2	7	0.00	0.000
46 Sergio Santos, R ERA: 1.52	(9, 1)	1.0	S	4	0	0	0	2	1	0	0	0	0	0	9	14	0.00	1.000

PITCHER	IP	WLS	BF	H	R	ER	SO	BB	IBB	HBP	BLK	WP	HR	S	P	ERA	WHIP

Batter	1	2	3	4	5	6	7	8	9	AB	R	H	RBI	BB	SO	LOB
1 Juan Pierre, L (1, 7) OBP: 0.338, SLG: 0.319	B FF 94 C FF 93 B SI 92 B FF 94 B FF 93 4-1 BB		C FF 93 X FF 92 0-1 10 SF7 3B		B SI 93 X FF 93 1-0 20 BB 1-2 2-3 1B		B FF 93 B SI 93 C SI 93 X SI 93 2-1 ② F8		C FF 90 F FF 90 X SL 84 0-2 10 PB 10 WP 1B	4	1	3	0	1	0	0
10 Alexei Ramirez, R (1, 6) OBP: 0.335, SLG: 0.434	B SI 93 C FF 93 C SI 92 S CU 82 1-3 ① K		S FF 94 D CU 82 X FF 94 1-1 ② SF7 3-H		C FC 90 B FF 90 S CU 82 F CU 81 X FF 93 1-2 ② F9		S CU 83 B FF 93 B FC 90 S CU 83 B CU 82 F CU 82 F FF 94 S CU 83 3-3 K 20 PB		C SL 85 B CU 73 B FF 89 F SL 85 F SL 85 F CU 73 S SL 86 2-3 ② K 1-3	4	0	0	1	0	3	5
20 Carlos Quentin, R (1, 9) OBP: 0.346, SLG: 0.541	1 SAFE C FC 90 B FF 93 1 SAFE X FC 90 1-1 ② F7		X FC 91 0-0 ③ G6-3		B FF 91 B FF 91 B FF 94 C FF 93 F SI 94 B FF 93 4-2 14 FC6-4 BB 1-2 2-3 3-H		1 SAFE F SI 91 B FC 91 B FC 90 B SL 86 X FC 92 3-1 ③ F9 1-2		F SL 86 X SL 85 0-1 ③ G6-3	4	0	0	1	1	0	3
14 Paul Konerko, R (1, 3) OBP: 0.357, SLG: 0.467	B FF 93 C SL 84 B FF 93 1 SAFE X FC 90 2-1 ③ F8			C FF 93 B CU 82 B CU 83 B FC 90 X SI 92 3-1 ① F8	B FC 92 B FF 93 F SI 93 F SI 92 F SI 94 X CU 82 2-2 ③ FC6-4 1-2f			B FC 92 X FF 92 1-0 ① G4-3		4	0	0	0	0	0	4
12 A.J. Pierzynski, L (1, 2) OBP: 0.299, SLG: 0.329		B SI 93 X SI 94 1-0 ① L7		B FF 92 F FF 92 F FF 92 B CU 81 B CH 87 X FC 92 3-2 ② G4-1		B CU 80 X SI 92 1-0 ① G5-3		B SI 92 F SI 92 C CU 75 B FF 93 B FF 91 X FC 91 3-2 ② G3-1		4	0	0	0	0	0	0
51 Alex Rios, R (1, 8) OBP: 0.260, SLG: 0.309		B FF 95 S FC 90 S FC 91 X FC 91 1-2 ② F7		S CU 83 S CU 83 X FC 91 0-2 ③ G1-3		B FF 90 B SI 93 F FC 90 X FF 91 2-1 ② G6-3		C FC 91 B FF 93 C FF 93 X FF 93 1-2 44 BB 1B		4	0	1	0	0	0	0
44 Adam Dunn, L (1, 10) OBP: 0.328, SLG: 0.346		B SI 93 B CH 87 B FF 93 C FF 94 B SL 87 4-1 BB			B SI 92 B SI 93 B FF 93 B SI 95 4-0 1 1B 11 1B 20 BB BB		S SI 93 F FF 94 B CU 82 B SI 94 B CU 82 B FC 90 4-2 BB		B FF 92 B SI 92 C CU 75 1 SAFE 1 SAFE B FC 91 F FF 92 B CU 75 4-2 11 FC4-6 1-2 BB	0	1	0	0	4	0	0
11 Omar Vizquel, S (1, 5) (3, 4) OBP: 0.343, SLG: 0.369		B SI 92 1 SAFE B FC 90 C SI 92 F FC 90 D FF 91 X FF 92 3-2 ③ F8			C FF 91 S SI 92 D CU 82 X CH 86 1-2 20 BB 1 1B 1-2 1B		D FF 90 B FF 92 C SI 92 B SI 93 1 SAFE S SI 92 X SI 92 3-2 ③ G1-3		C SI 87 B SI 88 X CH 84 1-1 ③ FC4-6 1-2f	4	0	1	0	0	0	4
15 Gordon Beckham, R (1, 4) OBP: 0.291, SLG: 0.345 45 Dallas McPherson, L (3, 5) OBP: 0.143, SLG: 0.143			X FC 89 0-0 ① F7		L FF 90 B FF 90 D SI 90 F FC 91 S CU 83 2-3 ① K		F SI 93 S CU 81 B CU 81 F CH 91 S CU 81 1-3 ① K		B FF 89 C FF 87 C SL 84 S CU 73 1-3 ① K	1 3	0 0	0 0	0 0	0 0	0 3	0 2

Inning Stats	1	2	3	4	5	6	7	8	9
	R: 0 E: 0 K: 1 S: 8 H: 0 LOB: 1 BB: 1 P: 16	R: 0 E: 0 K: 0 S: 8 H: 0 LOB: 1 BB: 1 P: 17	R: 1 E: 0 K: 0 S: 6 H: 1 LOB: 0 BB: 0 P: 7	R: 0 E: 0 K: 0 S: 8 H: 0 LOB: 0 BB: 0 P: 14	R: 1 E: 0 K: 1 S: 17 H: 2 LOB: 3 BB: 2 P: 32	R: 0 E: 0 K: 0 S: 8 H: 0 LOB: 1 BB: 1 P: 18	R: 0 E: 0 K: 2 S: 13 H: 0 LOB: 1 BB: 0 P: 22	R: 0 E: 0 K: 0 S: 11 H: 1 LOB: 2 BB: 1 P: 21	R: 0 E: 0 K: 2 S: 13 H: 1 LOB: 1 BB: 0 P: 16

| | | |

Batter	1	2	3	4	5	6	7	8	9	AB	R	H	RBI	BB	SO	LOB
5 Yunel Escobar, R (1, 6) OBP: 0.358, SLG: 0.432	C FF 84 B SI 83 B SI 84 C CH 79 B FF 86 X CH 80 3-2 19 1B 20 2B 1B	C FF 86 C FF 86 B FF 82 B CH 78 1 SAFE X FF 86 2-2 ③ F9		L SI 84 B FC 84 F FF 88 X SI 87 1-2 ②③ G4-3 1-3 3-H			C CH 78 B FF 86 B FF 86 F CH 78 X FF 85 2-2 1-H 2B	C SI 93 B CH 84 F SL 88 X CH 86 1-2 ③ G6-3		5	1	2	1	0	0	5
16 Corey Patterson, L (1, 7) OBP: 0.305, SLG: 0.421	B FC 82 X FF 86 1-0 ① F8		B SI 80 C FF 84 X FF 84 1-1 ① F9		B CH 77 F CH 77 F FC 80 X CU 74 1-2 ① G3		X FC 81 0-0 ② F9			4	0	0	0	0	0	2
19 José Bautista, R (1, 9) OBP: 0.492, SLG: 0.776	C SI 85 F FF 86 1 SAFE X SI 85 0-2 20 2B 1-2 1B		C FF 87 S SI 82 F SI 83 B FF 86 S CU 73 1-3 ② K		B CH 78 F FC 81 F SI 82 C SI 86 1-3 ② K		I IN 72 I IN 71 I IN 72 I IN 70 4-0 20 FC6-4 IBB			3	0	1	0	1	2	0
20 Juan Rivera, R (1, 3) OBP: 0.324, SLG: 0.354	B SI 86 C FF 83 X CH 79 1-1 1-3 2-H 2B		F CH 80 B FF 85 X FF 84 1-1 2B		B CU 71 F CU 71 X FF 81 1-1 ③ P3		F FF 87 C FF 87 B FF 87 F FC 82 X SI 87 1-2 ③ FC6-4 1-2f			4	0	2	1	0	0	2
9 J.P. Arencibia, R (1, 2) OBP: 0.307, SLG: 0.496	B FC 84 B SI 86 X CH 79 2-0 ② F8		F FC 82 F FC 84 C FF 85 0-3 ③ K			C CU 71 X CH 78 0-1 ① G6-3		B SL 83 C SL 85 C SI 92 B SL 86 X SL 86 2-2 11 1B 8 1B 1B		4	1	1	0	0	1	3
2 Aaron Hill, R (1, 4) OBP: 0.286, SLG: 0.319	C FC 83 X SI 84 0-1 ③ F9			C CH 78 S CU 72 B FF 85 B FF 84 F FC 81 X CH 77 2-2 11 3B 1B		B SI 83 X FF 85 1-0 ② F7		C SI 92 B FF 91 B CH 83 X FF 92 2-1 ① F8		4	1	1	0	0	0	3
11 Rajai Davis, R (1, 8) OBP: 0.311, SLG: 0.359		B SI 84 B SI 85 C FF 84 B SI 84 F FF 84 X FC 82 3-2 ① G6-3		1 SAFE B SI 85 F FC 82 X SI 83 1-1 5 CS 1-H 3B		B SI 86 B CH 81 C FF 84 B CH 79 F FF 84 X FF 85 3-2 8 CS 1B		B FF 92 F SL 85 X SI 93 1-1 28 S 8 1B 1-2 1B		4	0	3	1	0	0	0
8 José Molina, R (1, 10) OBP: 0.375, SLG: 0.448		F FC 82 B CU 71 F SI 85 X FF 85 1-2 E6 28 FC5-4		S SI 80 X CH 78 0-1 ① G3		1 SAFE 1 SAFE 1 SAFE 0-0 ③ CS 1-2	F SI 83 F CH 77 B FF 85 B CH 75 F CH 78 B CH 76 F CH 79 X CH 79 3-2 28 FC5-4 1B	B SL 88 B SL 88 C FF 92 F SL 87 X SL 88 2-2 28 S 1-2 2-H 1B		4	0	2	1	0	0	1
28 Jayson Nix, R (1, 5) OBP: 0.280, SLG: 0.292		B SI 85 B SI 86 X SI 85 2-0 ② FC5-4 1-2f		B SI 86 F CH 79 S CH 79 B FF 87 D CH 79 F CH 80 F CH 79 B SI 84 4-2 5 CS BB			B FC 83 X CH 79 1-0 ① FC5-4 5 2B 1-2f	B SI 93 C SL 85 B SL 88 B CH 89 S SL 87 X SL 85 3-2 ② P6 1-2 2-3		3	1	0	0	1	0	4
Inning Stats	R: 1 E: 0 K: 0 S: 12 H: 3 LOB: 2 BB: 0 P: 19	R: 0 E: 1 K: 0 S: 10 H: 0 LOB: 1 BB: 0 P: 18	R: 0 E: 0 K: 2 S: 11 H: 1 LOB: 1 BB: 0 P: 14	R: 1 E: 0 K: 0 S: 15 H: 2 LOB: 1 BB: 1 P: 23	R: 0 E: 0 K: 1 S: 8 H: 0 LOB: 0 BB: 0 P: 11	R: 0 E: 0 K: 0 S: 6 H: 1 LOB: 0 BB: 0 P: 10	R: 1 E: 0 K: 0 S: 14 H: 2 LOB: 2 BB: 1 P: 25	R: 1 E: 0 K: 0 S: 16 H: 3 LOB: 2 BB: 0 P: 27		1B: 8 2B: 3 3B: 1 HR: 0	SF: 0 SAC: 0 DP: 0 HBP: 0			WP: 0 PB: 0 SB: 2 CS: 3	PA: 38	

PITCHER		IP	WLS	BF	H	R	ER	SO	BB	IBB	HBP	BLK	WP	HR	S	P	ERA	WHIP
56 Mark Buehrle, L ERA: 3.91	(1, 1)	7.0	L	31	9	3	3	3	1	1	0	0	0	0	76	120	3.86	1.429
57 Ramon Pena, R ERA: 6.2	(8, 1)	1.0		6	3	1	1	0	0	0	0	0	0	0	16	27	9.00	3.000

PITCHER	IP	WLS	BF	H	R	ER	SO	BB	IBB	HBP	BLK	WP	HR	S	P	ERA	WHIP

BOTTOM

Chicago White Sox @ Toronto Blue Jays

Rogers Centre, Toronto, ON

Fri May 27 2011, 7:09 PM - 10:00 PM EDT

Att. 16,668 - Roof Closed - 68 F

livebaseballscorecards.com

AB	35
R	4
H	12
RBI	4
BB	2
SO	3
LOB	20

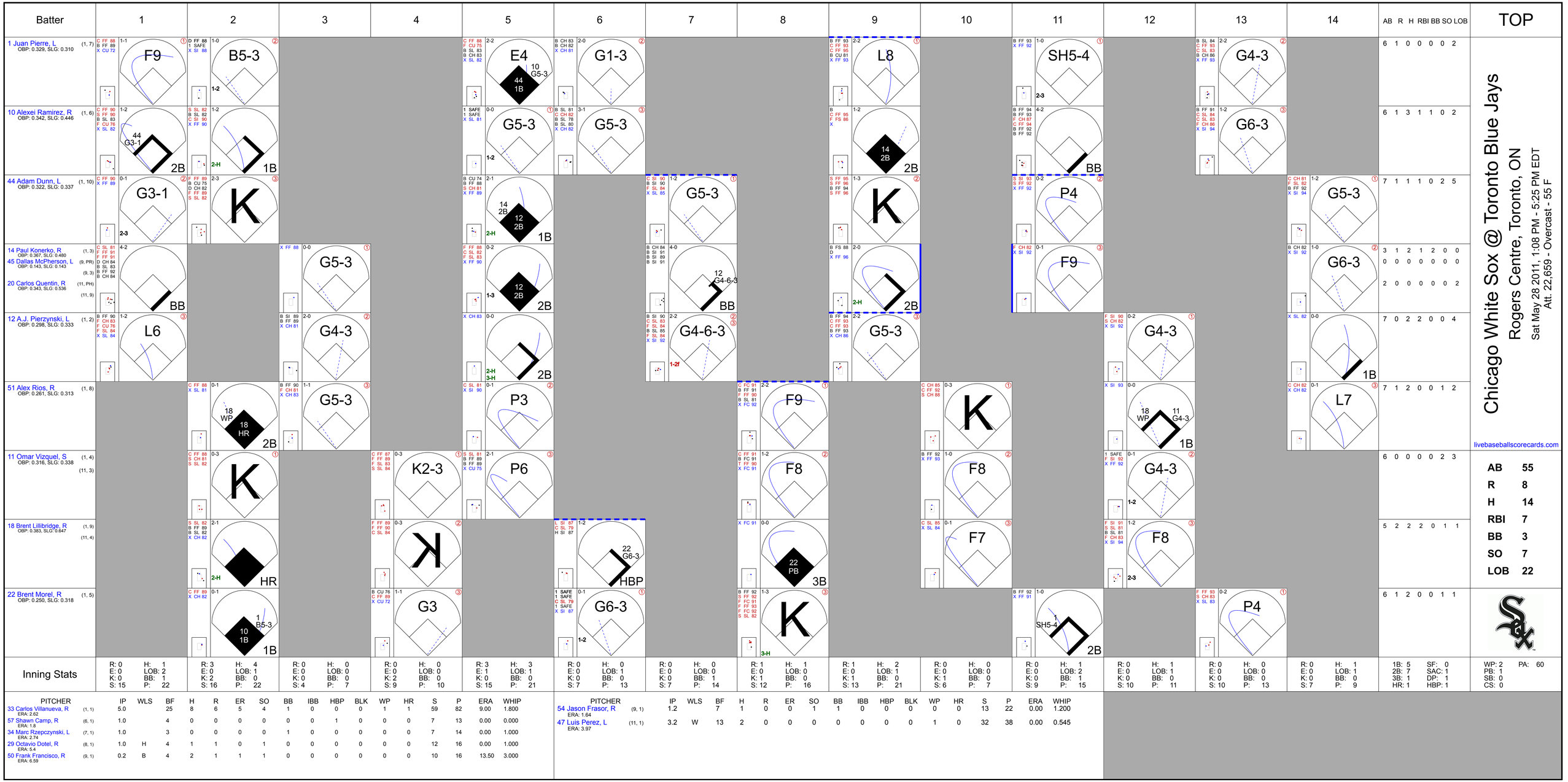
Batter
1
2
3
4
5
6
7
8
9
10
11
12
13
14
AB R H RBI BB SO LOB
TOP
1 Juan Pierre, L (1, 7) OBP: 0.329, SLG: 0.310
F9
B5-3
E4
G1-3
L8
SH5-4
G4-3
6 1 0 0 0 0 2
10 Alexei Ramirez, R (1, 6) OBP: 0.342, SLG: 0.446
G3-1
G5-3
G5-3
G5-3
2B
1B
BB
G6-3
6 1 3 1 1 0 2
44 Adam Dunn, L (1, 10) OBP: 0.322, SLG: 0.337
G3-1
K
G5-3
G5-3
K
P4
G5-3
7 1 1 1 0 2 5
14 Paul Konerko, R (1, 3) OBP: 0.367, SLG: 0.480
45 Dallas McPherson, L (9, PR) OBP: 0.143, SLG: 0.143
(9, 3)
20 Carlos Quentin, R (11, PH) OBP: 0.343, SLG: 0.536
(11, 9)
BB
G5-3
G4-6-3
F9
G6-3
3 1 2 1 2 0 0
0 0 0 0 0 0 0
2 0 0 0 0 0 2
12 A.J. Pierzynski, L (1, 2) OBP: 0.298, SLG: 0.333
L6
G4-3
G4-6-3
G5-3
G4-3
1B
7 0 2 2 0 0 4
51 Alex Rios, R (1, 8) OBP: 0.261, SLG: 0.313
18 WP
18 HR
G5-3
P3
P3
F9
K
11 G4-3
L7
7 1 2 0 0 1 2
11 Omar Vizquel, S (1, 4) OBP: 0.316, SLG: 0.338
(11, 3)
K
K2-3
P6
F8
F8
G4-3
6 0 0 0 0 2 3
18 Brent Lillibridge, R (1, 9) OBP: 0.383, SLG: 0.647
(11, 4)
HR
22 G6-3
HBP
22 PB
3B
F7
F8
5 2 2 2 0 1 1
22 Brent Morel, R (1, 5) OBP: 0.250, SLG: 0.318
1 B5-3
G3
G6-3
K
SH5-4
P4
6 1 2 0 0 1 1
Inning Stats
R: 0 H: 1 E: 0 LOB: 2 K: 0 BB: 1 S: 15 P: 22
R: 3 H: 4 E: 0 LOB: 1 K: 2 BB: 0 S: 16 P: 22
R: 0 H: 0 E: 0 LOB: 0 K: 0 BB: 0 S: 4 P: 7
R: 0 H: 0 E: 0 LOB: 0 K: 2 BB: 0 S: 9 P: 10
R: 3 H: 3 E: 1 LOB: 1 K: 0 BB: 0 S: 15 P: 21
R: 0 H: 0 E: 0 LOB: 0 K: 0 BB: 1 S: 7 P: 14
R: 0 H: 0 E: 0 LOB: 0 K: 0 BB: 0 S: 7 P: 13
R: 1 H: 1 E: 0 LOB: 0 K: 1 BB: 0 S: 12 P: 16
R: 1 H: 2 E: 0 LOB: 1 K: 1 BB: 0 S: 13 P: 21
R: 0 H: 0 E: 0 LOB: 0 K: 1 BB: 0 S: 6 P: 7
R: 0 H: 1 E: 0 LOB: 2 K: 0 BB: 1 S: 9 P: 15
R: 0 H: 1 E: 0 LOB: 1 K: 0 BB: 0 S: 10 P: 11
R: 0 H: 0 E: 0 LOB: 0 K: 0 BB: 0 S: 10 P: 13
R: 0 H: 1 E: 0 LOB: 1 K: 0 BB: 0 S: 7 P: 9
1B: 5 SF: 0 2B: 7 SAC: 1 3B: 1 DP: 1 HR: 1 HBP: 1
WP: 2 PA: 60 PB: 1 SB: 0 CS: 0
PITCHER IP WLS BF H R ER SO BB IBB HBP BLK WP HR S P ERA WHIP
33 Carlos Villanueva, R (1, 1) ERA: 2.62 5.0 25 8 6 5 4 1 0 0 0 1 1 59 82 9.00 1.800
57 Shawn Camp, R (6, 1) ERA: 1.8 1.0 4 0 0 0 0 0 0 1 0 0 0 7 13 0.00 0.000
34 Marc Rzepczynski, L (7, 1) ERA: 2.74 1.0 3 0 0 0 0 1 0 0 0 0 0 7 14 0.00 1.000
29 Octavio Dotel, R (8, 1) ERA: 5.4 1.0 H 4 1 1 0 1 0 0 0 0 0 0 12 16 0.00 1.000
50 Frank Francisco, R (9, 1) ERA: 6.59 0.2 B 4 2 1 1 1 0 0 0 0 0 0 10 16 13.50 3.000
PITCHER IP WLS BF H R ER SO BB IBB HBP BLK WP HR S P ERA WHIP
54 Jason Frasor, R (9, 1) ERA: 1.64 1.2 7 1 0 0 1 1 0 0 0 0 0 13 22 0.00 1.200
47 Luis Perez, L (11, 1) ERA: 3.97 3.2 W 13 2 0 0 0 0 0 0 0 1 0 32 38 0.00 0.545
Chicago White Sox @ Toronto Blue Jays
Rogers Centre, Toronto, ON
Sat May 28 2011, 1:08 PM - 5:25 PM EDT
Att. 22,659 - Overcast - 55 F
livebaseballscorecards.com
AB 55
R 8
H 14
RBI 7
BB 3
SO 7
LOB 22

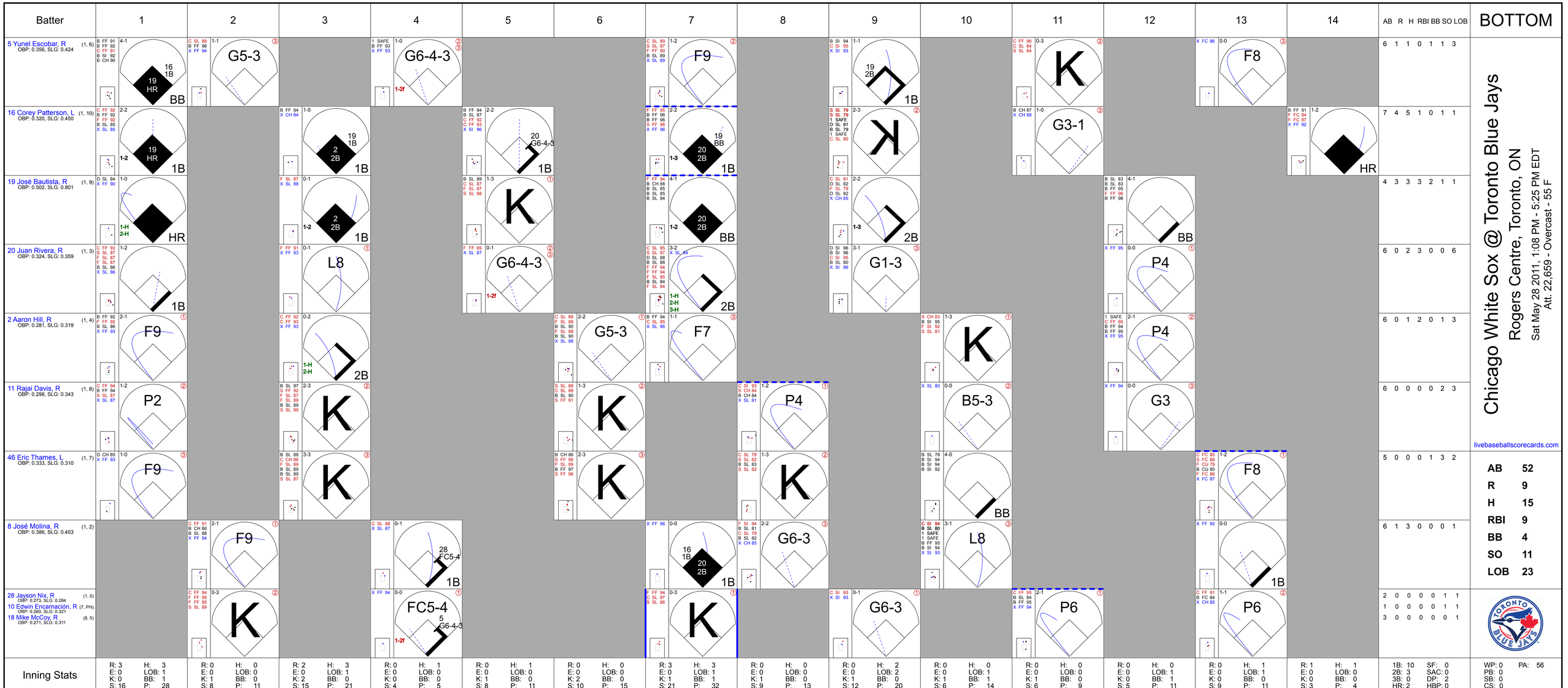
Batter
1
2
3
4
5
6
7
8
9
10
11
12
13
14
AB R H RBI BB SO LOB
BOTTOM
5 Yunel Escobar, R (1, 6) OBP: 0.356, SLG: 0.424
16 Corey Patterson, L (1, 10) OBP: 0.320, SLG: 0.450
19 José Bautista, R (1, 9) OBP: 0.502, SLG: 0.801
20 Juan Rivera, R (1, 3) OBP: 0.324, SLG: 0.359
2 Aaron Hill, R (1, 4) OBP: 0.281, SLG: 0.319
11 Rajai Davis, R (1, 8) OBP: 0.298, SLG: 0.343
46 Eric Thames, L (1, 7) OBP: 0.333, SLG: 0.310
8 José Molina, R (1, 2) OBP: 0.386, SLG: 0.453
28 Jayson Nix, R (1, 5) OBP: 0.273, SLG: 0.284
10 Edwin Encarnación, R (7, PH) OBP: 0.260, SLG: 0.321
18 Mike McCoy, R (8, 5) OBP: 0.271, SLG: 0.311
Inning Stats
PITCHER IP WLS BF H R ER SO BB IBB HBP BLK WP HR S P ERA WHIP
33 Edwin Jackson, R (1, 1) ERA: 4.63
37 Matt Thornton, L (7, 1) ERA: 6.06
26 Jesse Crain, R (7, 1) ERA: 2.66
49 Chris Sale, L (8, 1) ERA: 5.4
46 Sergio Santos, R (11, 1) ERA: 1.4
34 Gavin Floyd, R (13, 1) ERA: 3.69
Chicago White Sox @ Toronto Blue Jays
Rogers Centre, Toronto, ON
Sat May 28 2011, 1:08 PM - 5:25 PM EDT
Att: 22,659 - Overcast - 55 F
livebaseballscorecards.com
AB 52
R 9
H 15
RBI 9
BB 4
SO 11
LOB 23
1B: 10 SF: 0
2B: 3 SAC: 0
3B: 0 DP: 2
HR: 2 HBP: 0
WP: 0 PA: 56
PB: 0
SB: 0
CS: 0

Batter	1	2	3	4	5	6	7	8	9	AB	R	H	RBI	BB	SO	LOB
1 Juan Pierre, L (1, 7) OBP: 0.326, SLG: 0.307	B FF 92 B FF 91 C FF 91 X FF 92 2-1 ① F7		C FF 92 X SI 90 0-1 10 S 14 1B 1B		X SI 92 0-0 ① F7		C FF 92 B CU 76 F CH 85 F CU 79 B FF 91 X CH 86 2-2 ③ G3		B SI 87 X CH 82 1-0 ③ L7	5	1	1	0	0	0	2
10 Alexei Ramirez, R (1, 6) OBP: 0.336, SLG: 0.438	B SI 92 B FF 90 F FF 93 X FF 93 2-1 ② L5		C FF 93 B FF 92 B CU 77 1 SAFE S CH 86 F CU 77 S CH 86 2-3 ① K 1-2		B CH 85 F FF 93 F CH 84 F CH 84 F FF 94 F CU 78 B CH 85 X CH 83 2-2 ②③ L4-3 1-1			C FC 90 B FF 90 B FF 94 C FF 92 C FC 91 2-3 ① K		4	0	0	0	0	2	2
20 Carlos Quentin, R (1, 9) OBP: 0.346, SLG: 0.548	X SI 92 0-0 HR		B FF 93 D CU 77 B FF 92 C FF 93 C CH 86 X CH 86 3-2 ② G6-3			B FF 91 B SI 91 F FF 92 B FF 92 F FF 93 F FF 93 B CH 85 4-2 14 1B BB		B FF 94 B FC 92 S FC 91 S CU 76 B FC 92 X FF 91 3-2 ② L9		3	1	1	1	1	0	1
14 Paul Konerko, R (1, 3) OBP: 0.371, SLG: 0.483 45 Dallas McPherson, L (8, PH) OBP: 0.133, SLG: 0.133 (8, 3)	F FF 94 B FF 93 C SI 88 B FF 87 F FF 94 B CH 86 X CH 86 3-2 ③ G6-3		X CU 77 0-0 2-H 1B			S CH 84 B SI 91 X CH 82 1-1 27 FC6-4 1-3 1B		B FF 93 S FC 91 C CU 76 B FC 91 S CU 78 2-3 ③ K		3 1	0 0	2 0	1 0	0 0	0 1	0 0
51 Alex Rios, R (1, 8) OBP: 0.260, SLG: 0.317		B FF 92 X SI 93 1-0 ① F9	C FF 92 B FF 95 X FF 94 1-1 ③ F8			C FF 93 C FF 92 F FF 93 X FF 94 0-2 ① P4			X SI 87 0-0 44 G4-3 27 HR 2B	4	1	1	0	0	0	3
44 Adam Dunn, L (1, 10) OBP: 0.320, SLG: 0.331		B FF 92 B SI 93 B FF 93 C FF 93 F SI 93 B SI 93 4-2 27 1B BB		S FF 92 F SI 93 B CU 78 T FF 95 1-2 ① K		F FF 94 S SL 85 D SL 87 S SL 85 1-3 ② K			D SI 87 B CH 82 B SI 86 C SI 86 S SI 86 X CH 82 3-2 ① G4-3 2-3	3	0	0	0	1	2	3
27 Ramon Castro, R (1, 2) OBP: 0.261, SLG: 0.409		C CH 85 X CH 84 0-1 1-2 1B		C FF 92 F CU 78 B FF 93 S CH 87 1-3 ② K		X FF 95 0-0 ③ FC6-4 1-2f			X CH 82 0-0 3-H HR	4	1	2	2	0	1	2
18 Brent Lillibridge, R (1, 4) OBP: 0.375, SLG: 0.636		C FF 94 B CU 77 S FF 93 F CH 87 D CH 85 X SI 94 2-2 ② F8	T FF 93 C SI 87 B FF 93 B CU 78 S CH 86 2-3 ③ K				X FF 90 0-0 ① F7		B SI 88 X SI 87 1-0 2B	4	0	1	0	0	1	2
22 Brent Morel, R (1, 5) OBP: 0.250, SLG: 0.316		B FF 94 B FF 95 S SI 93 X SI 93 2-1 ③ F7		C FF 91 B CH 86 X FF 91 1-1 10 L4-3 1B			B SI 91 X SI 91 1-0 ② G6-3		X SL 79 0-0 ② P3	4	0	1	0	0	0	3
Inning Stats	R: 1 H: 1 E: 0 LOB: 0 K: 0 BB: 0 S: 9 P: 16	R: 0 H: 1 E: 0 LOB: 2 K: 0 BB: 1 S: 11 P: 20	R: 1 H: 2 E: 0 LOB: 1 K: 1 BB: 0 S: 12 P: 18	R: 0 H: 0 E: 0 LOB: 0 K: 3 BB: 0 S: 9 P: 13	R: 0 H: 1 E: 0 LOB: 0 K: 0 BB: 0 S: 9 P: 12	R: 0 H: 1 E: 0 LOB: 2 K: 1 BB: 1 S: 13 P: 19	R: 0 H: 0 E: 0 LOB: 0 K: 0 BB: 0 S: 6 P: 9	R: 0 H: 0 E: 0 LOB: 0 K: 2 BB: 0 S: 9 P: 16	R: 2 H: 3 E: 0 LOB: 1 K: 0 BB: 0 S: 8 P: 13	1B: 5 SF: 0 2B: 3 SAC: 0 3B: 0 DP: 1 HR: 2 HBP: 0						

PITCHER		IP	WLS	BF	H	R	ER	SO	BB	IBB	HBP	BLK	WP	HR	S	P	ERA	WHIP
24 Ricky Romero, L ERA: 2.88	(1, 1)	7.0	W	28	6	2	2	5	2	0	0	0	0	1	69	107	2.57	1.143
44 Casey Janssen, R ERA: 1.61	(8, 1)	1.0		3	0	0	0	2	0	0	0	0	0	0	9	16	0.00	0.000
57 Shawn Camp, R ERA: 2.42	(9, 1)	1.0		6	3	2	2	0	0	0	0	0	0	1	8	13	18.00	3.000

PITCHER	IP	WLS	BF	H	R	ER	SO	BB	IBB	HBP	BLK	WP	HR	S	P	ERA	WHIP

TOP

Chicago White Sox @ Toronto Blue Jays

Rogers Centre, Toronto, ON

Sun May 29 2011, 1:09 PM - 3:41 PM EDT

Att. 18,325 - Cloudy - 64 F

livebaseballscorecards.com

AB	35
R	4
H	9
RBI	4
BB	2
SO	7
LOB	18

WP: 0 PA: 37
PB: 0
SB: 1
CS: 0

BOTTOM

Chicago White Sox @ Toronto Blue Jays

Rogers Centre, Toronto, ON

Sun May 29 2011, 1:09 PM - 3:41 PM EDT

Att. 18,325 - Cloudy - 64 F

livebaseballscorecards.com

Batter	1	2	3	4	5	6	7	8	9	AB	R	H	RBI	BB	SO	LOB
5 Yunel Escobar, R (1, 6) OBP: 0.363, SLG: 0.428	C FF 90 B FC 90 B FC 88 C FF 92 X FC 89 2-2 16 1B 19 1B 1B B FC 90 B FC 90 B SI 93 1 SAFE FC 90 B SI 93 X CH 84 2-2 FC5-4 ③ 1-2f			B FF 92 F CH 83 C FF 91 B FF 92 X FF 92 2-2 16 HR 2-H 1B	B SL 89 C SI 94 B SI 93 B SI 95 B SI 94 4-1 16 1B BB		C SI 92 C SL 88 B SI 93 F SL 88 X SI 93 1-2 G5-3 ②			3	2	2	1	1	0	1
16 Corey Patterson, L (1, 7) OBP: 0.333, SLG: 0.477	B FF 92 B FF 93 C FF 92 X FF 93 2-1 9 BB 19 1B 2 HR 1-3 1B	C FF 90 X CU 78 0-1 L8 ①		B FF 91 S FC 87 X FF 90 1-1 1-H HR	B CH 85 B SI 94 X SI 94 2-0 1-3 2-H 1B		B CU 77 S CH 85 B CH 86 X CH 84 2-1 1B			5	2	4	3	0	0	0
19 José Bautista, R (1, 9) OBP: 0.498, SLG: 0.788 46 Eric Thames, L (6, 9) OBP: 0.324, SLG: 0.300	B FC 89 F FC 89 B CH 86 T FF 93 1 SAFE X FF 91 2-2 9 BB 2 HR 1-2 3-H 1B	B CH 84 C CU 78 X FC 88 1-1 F7 ②		C CU 79 B CU 79 B CH 83 B CU 77 C SI 91 X FF 91 3-2 P6 ②	C SI 93 F SI 93 B SI 93 B SL 87 F SL 88 F SI 94 F SI 93 B CH 84 S SI 94 3-3 K ③		B SI 92 B SI 92 B SI 93 C SI 92 S SI 93 X SI 92 3-2 F7 ③			4 1	1 0	1 0	1 0	0 0	1 0	2 1
20 Juan Rivera, R (1, 3) OBP: 0.326, SLG: 0.372	F FF 93 F FF 90 B FF 93 F FF 93 F CH 84 F FC 89 F FF 92 S CH 84 1-3 K ① B FF 92 B CH 84 C FC 89 B FF 92 X FF 92 3-1 2B ③			B CU 79 C CH 84 B FF 92 B CU 79 X FF 92 3-1 P3 ③		X SL 87 0-0 9 1B 2B		X SI 92 0-0 F9 ①		5	1	2	0	0	1	2
9 J.P. Arencibia, R (1, 2) OBP: 0.316, SLG: 0.497	B FC 88 F FF 93 C FF 93 F FF 90 B CH 81 F FF 93 F CH 81 B CH 84 B CH 83 4-2 2 HR 1-2 2-3 BB		B CH 82 S FF 90 C CH 80 F CH 82 B CU 77 B FF 91 X CH 81 3-2 F7 ①		B SI 93 F SL 87 F FF 93 C SI 94 1-3 K ①	X SI 94 0-0 10 1B 2 G3-1 2-H 1B		X SI 93 0-0 10 FC5-4 1B		4	1	2	1	1	1	0
2 Aaron Hill, R (1, 4) OBP: 0.278, SLG: 0.336	B FC 89 F FF 93 X FF 93 1-1 1-H 2-H 3-H HR		X CU 76 0-0 F7 ②		B SL 87 F SL 88 F SI 94 B SL 87 X SI 94 2-2 G6-3 ②	C SI 93 F SI 92 F SI 93 F SI 93 B SL 88 F SL 94 F SL 87 X SI 94 1-2 G3-1 ① 1-2		X SI 92 0-0 P4 ②		5	1	1	4	0	0	2
10 Edwin Encarnación, R (1, 10) OBP: 0.272, SLG: 0.352	C FF 92 S CU 80 B CH 82 B CH 84 X CH 84 2-2 HR		C SI 90 X SI 90 0-1 F9 ③		B CU 77 X SI 94 1-0 11 1B 28 2B 1B	X SI 93 0-0 11 G4-6-3 2-3 1B		C SI 93 B SL 87 X SI 92 1-1 FC5-4 ③ 1-2f		5	2	3	1	0	0	1
11 Rajai Davis, R (1, 8) OBP: 0.303, SLG: 0.343	C FF 92 B FC 91 X FC 90 1-1 G5-3 ②			F CU 76 H FF 91 1-1 5 S 28 G5-3 5 1B HBP	C SI 93 X SI 94 0-1 28 2B 1-2 1B	T SI 93 X SI 92 0-1 G4-6-3 ② ③ 1-2f				3	2	1	0	0	0	2
28 Jayson Nix, R (1, 5) OBP: 0.284, SLG: 0.310	C FF 93 S CU 80 X CU 81 0-2 5 FC5-4 1B			C CH 79 B FF 89 C CH 80 X FF 92 1-2 G5-3 ① 1-2	B SI 94 X SI 94 1-0 16 1B 1-H 2-H 2B		X SI 92 0-0 L7 ①			4	1	2	2	0	0	1
Inning Stats	R: 6 E: 0 K: 1 S: 34 H: 6 LOB: 1 BB: 1 P: 51	R: 0 E: 0 K: 0 S: 6 H: 1 LOB: 1 BB: 0 P: 10	R: 0 E: 0 K: 0 S: 7 H: 0 LOB: 0 BB: 0 P: 10	R: 3 E: 0 K: 0 S: 14 H: 2 LOB: 0 BB: 0 P: 25	R: 3 E: 0 K: 2 S: 18 H: 4 LOB: 2 BB: 1 P: 32	R: 1 E: 0 K: 0 S: 12 H: 3 LOB: 1 BB: 0 P: 13	R: 0 E: 0 K: 0 S: 10 H: 1 LOB: 1 BB: 0 P: 16	R: 0 E: 0 K: 0 S: 5 H: 1 LOB: 1 BB: 0 P: 6		1B: 12 2B: 3 3B: 0 HR: 3 SF: 0 SAC: 0 DP: 1 HBP: 1						

	AB	40
	R	13
	H	18
	RBI	13
	BB	2
	SO	3
	LOB	12

PITCHER		IP	WLS	BF	H	R	ER	SO	BB	IBB	HBP	BLK	WP	HR	S	P	ERA	WHIP
50 John Danks, L ERA: 5.25	(1, 1)	4.0	L	22	9	9	9	1	1	0	1	0	0	3	61	96	20.25	2.500
58 Lucas Harrell, R ERA: 9.0	(5, 1)	4.0		21	9	4	4	2	1	0	0	0	0	0	45	67	9.00	2.500

PITCHER	IP	WLS	BF	H	R	ER	SO	BB	IBB	HBP	BLK	WP	HR	S	P	ERA	WHIP

Batter	1	2	3	4	5	6	7	8	9	AB	R	H	RBI	BB	SO	LOB
23 Michael Brantley, L (1, 8) OBP: 0.348, SLG: 0.388	B FF 89 C FF 90 X FF 88 1-1 13 G5-4-3 1B		B FF 92 B SI 90 C FF 92 B FF 91 B FF 90 4-1 13 G1-4-3 BB		B FF 88 B FF 90 X FF 89 2-0 ①② G4-6-3 1-2f 2-3			B SI 90 B SI 89 B FF 90 B FF 90 4-0 17 G3 BB		2	0	1	0	2	0	2
13 Asdrúbal Cabrera, S (1, 6) OBP: 0.355, SLG: 0.524 8 Adam Everett, R (8, PH) OBP: 0.350, SLG: 0.278 (8, 6)	1 SAFE 1 SAFE 1 SAFE X SI 89 0-0 ①② G5-4-3 1-2f		C SI 90 C FF 90 X CU 77 0-2 ②③ G1-4-3 1-2f		B CH 83 T FF 90 X SI 90 1-1 ③ G6-3			B SI 90 C SI 89 S CH 83 X CH 82 1-2 ① F7		3 1	0 0	0 0	0 0	0 0	0 0	3 1
17 Shin-Soo Choo, L (1, 9) OBP: 0.333, SLG: 0.378	B FF 90 X SL 83 1-0 ③ G4-3			C FF 90 B FF 88 F FF 91 C FF 90 1-3 ① K		X FF 87 0-0 41 FC5-4 1B		X SL 84 0-0 ② G3 1-2		4	0	1	0	0	1	1
47 Shelley Duncan, R (1, 10) OBP: 0.288, SLG: 0.435		C FF 89 B FF 89 X FF 90 1-1 7 F9 20 1B 1B		B FF 90 X SL 83 1-0 HR		C SI 89 B SI 88 X SI 89 1-1 ① F9		B SI 90 F SI 90 B SI 89 F SI 89 X SI 90 2-2 ③ F7		4	1	2	1	0	0	2
20 Orlando Cabrera, R (1, 4) OBP: 0.286, SLG: 0.330		C CH 84 B SI 89 F CH 84 X FF 91 1-2 1-2 1B		C SI 91 F SI 91 B FF 90 B CU 78 X CH 83 2-2 ② L7		F FF 89 X SI 89 0-1 ② F7			C SI 89 X SI 88 0-1 ① G5-3	4	0	1	0	0	0	1
41 Carlos Santana, S (1, 2) OBP: 0.350, SLG: 0.371		B CH 83 F SI 90 C FF 90 B CU 78 X CH 84 2-2 ① F8		B SI 90 B CH 83 B FF 90 B FF 90 4-0 BB		B FF 88 F FF 86 X SL 82 1-1 ③ FC5-4 1-2f			C SI 90 B FF 88 F SI 90 B SL 86 F FF 87 B CH 83 X SI 90 3-2 26 1B 1B	3	0	1	0	1	0	3
7 Matt LaPorta, R (1, 3) OBP: 0.327, SLG: 0.453		B FF 88 F FF 90 X FF 90 1-1 ② F9 2-3		1 SAFE X FF 88 0-0 ③ P3			B FF 88 F FF 90 X FF 89 1-1 ① P2		B FF 88 X FF 88 1-0 ② P2	4	0	0	0	0	0	4
26 Austin Kearns, R (1, 7) OBP: 0.305, SLG: 0.282		C CU 75 B CH 83 S FF 88 S FF 88 1-3 ③ K			C SI 89 B FF 88 B CH 82 B FF 88 F SI 90 F SI 89 B SI 90 4-2 23 G4-6-3 9 1B BB		C SI 90 C SI 90 B FF 90 S FF 88 1-3 ② K		C SI 90 X FF 88 0-1 1-2 1B	3	0	1	0	1	2	2
9 Jack Hannahan, L (1, 5) OBP: 0.305, SLG: 0.347			B FF 90 C FF 90 B FF 89 C FF 91 X FF 89 2-2 ① F7		B FF 89 S FF 90 X FF 88 1-1 23 G4-6-3 1-2 1B		C FF 90 S SL 82 X CU 77 0-2 ③ F8		C SI 90 F FF 89 F FF 92 D SL 84 S SL 84 1-3 ③ K	4	0	1	0	0	1	2
Inning Stats	R: 0 E: 0 K: 0 S: 4 H: 1 LOB: 0 BB: 0 P: 6	R: 0 E: 0 K: 1 S: 13 H: 2 LOB: 2 BB: 0 P: 19	R: 0 E: 0 K: 0 S: 7 H: 0 LOB: 0 BB: 1 P: 13	R: 1 E: 0 K: 1 S: 8 H: 1 LOB: 1 BB: 1 P: 16	R: 0 E: 0 K: 0 S: 8 H: 1 LOB: 1 BB: 1 P: 16	R: 0 E: 0 K: 0 S: 7 H: 1 LOB: 1 BB: 0 P: 9	R: 0 E: 0 K: 1 S: 8 H: 0 LOB: 0 BB: 0 P: 10	R: 0 E: 0 K: 0 S: 7 H: 0 LOB: 1 BB: 1 P: 14	R: 0 E: 0 K: 1 S: 13 H: 2 LOB: 2 BB: 0 P: 18	1B: 7 2B: 0 3B: 0 HR: 1 SF: 0 SAC: 0 DP: 3 HBP: 0						

PITCHER	IP	WLS	BF	H	R	ER	SO	BB	IBB	HBP	BLK	WP	HR	S	P	ERA	WHIP
37 Jo-Jo Reyes, L (1, 1) ERA: 4.15	9.0	W	36	8	1	1	4	4	0	0	0	0	1	75	121	1.00	1.333

PITCHER	IP	WLS	BF	H	R	ER	SO	BB	IBB	HBP	BLK	WP	HR	S	P	ERA	WHIP

TOP

Cleveland Indians @ Toronto Blue Jays

Rogers Centre, Toronto, ON

Mon May 30 2011, 7:08 PM - 9:28 PM EDT

Att. 12,902 - Cloudy - 66 F

livebaseballscorecards.com

AB	32
R	1
H	8
RBI	1
BB	4
SO	4
LOB	21

1B: 7	SF: 0	WP: 0	PA: 36
2B: 0	SAC: 0	PB: 0	
3B: 0	DP: 3	SB: 0	
HR: 1	HBP: 0	CS: 0	

BOTTOM

Cleveland Indians @ Toronto Blue Jays

Rogers Centre, Toronto, ON

Mon May 30 2011, 7:08 PM - 9:28 PM EDT

Att. 12,902 - Cloudy - 66 F

livebaseballscorecards.com

Batter	1	2	3	4	5	6	7	8	9	AB	R	H	RBI	BB	SO	LOB
5 Yunel Escobar, R (1, 6) OBP: 0.368, SLG: 0.429	C SI 92 B SI 93 C SL 84 F SI 93 X SL 86 1-2 ① F8		X SI 92 0-0 16 G4-6-3 1B	B SL 85 B SI 92 S SI 92 B SI 92 F SI 92 B SI 92 4-2 16 E 19 2B BB	B FC 89 C FF 90 B FC 86 S SI 92 X FC 88 2-2 19 FC4-6 1B 1-3 2-H		B FF 84 C CH 84 X FF 84 1-1 ③ G5-3		4	1	2	1	1	0	1
16 Corey Patterson, L (1, 7) OBP: 0.325, SLG: 0.467	F SI 94 F CH 87 X SI 94 0-2 ② L4		B SI 92 F CH 85 X CH 85 1-1 ① G4-6-3 ② 1-2f	X CH 86 0-0 E4 19 2B 1-2 2-H 3-H	C SI 91 X FC 88 0-1 ② SF7 3-H			C FF 89 B SL 85 X FF 84 1-1 ① G1-3		4	1	0	2	0	0	2
19 José Bautista, R (1, 9) OBP: 0.502, SLG: 0.791 18 Mike McCoy, R (8, PH) OBP: 0.260, SLG: 0.298 (9, 9)	B SI 94 C SI 94 B SI 93 X SI 92 2-1 1B		B FF 92 B SI 93 B SI 92 C SI 91 B CH 86 4-1 20 FC6-4 BB	C SI 91 D CH 86 D SI 92 C SI 92 D SI 92 F SI 93 X SI 92 3-2 20 G5-3 9 2B 2B 1-H 2-H	S FC 88 X FC 88 0-1 ③ FC4-6 1-2f			B FF 89 S CH 82 B CH 81 X FF 88 2-1 ② F9		3 1	1 0	2 0	2 0	1 0	0 0	1 0
20 Juan Rivera, R (1, 3) OBP: 0.318, SLG: 0.362	B SL 85 F SI 92 F SL 84 S SI 94 1-3 ③ K		C SI 92 B SL 84 T SI 91 B SI 92 X SI 92 2-2 ③ FC6-4 1-2f	X SI 92 0-0 ② G5-3 2-3		B FF 92 S FC 88 X SI 91 1-1 ① L7		F FF 85 B CH 83 B SL 82 X FF 88 2-1 ③ F8		5	0	0	0	0	1	3
9 J.P. Arencibia, R (1, 2) OBP: 0.321, SLG: 0.503		C SI 92 F SI 93 F SL 85 S SI 94 0-3 ① K	X SI 91 0-0 46 1B 2 HBP 11 2B 1B X SL 87 0-0 3-H 2B			F FC 88 B CU 78 F CU 78 X FC 87 1-2 ② F9				4	1	2	1	0	1	0
2 Aaron Hill, R (1, 4) OBP: 0.278, SLG: 0.329		B SI 93 B SL 85 S SI 93 X SI 93 2-1 ② G5-3	C SI 84 S SI 91 S SI 90 S SI 90 C SI 90 4-2 46 1B 11 2B HBP 1-2 B SI 93 C SL 87 S SI 92 X SI 93 1-2 ③ G5-3			F FC 88 S CU 78 B CU 80 F FC 88 X CU 78 1-2 ③ G5-3				3	1	0	0	0	0	1
46 Eric Thames, L (1, 10) OBP: 0.342, SLG: 0.324		X CH 87 0-0 ③ G3		B CH 84 B SI 91 X SI 92 2-0 11 2B 16 E 1B 1-2 2-3	C FC 87 X CH 79 0-1 11 1B 5 1B 1B		X SL 84 0-0 ① G4-3			4	2	2	0	0	0	0
11 Rajai Davis, R (1, 8) OBP: 0.315, SLG: 0.369			X SI 92 0-0 28 HR 2B	X SI 91 0-0 16 E 2B 1-3 2-H 3-H	C FC 88 X FC 88 0-1 5 1B 16 SF7 1B 1-2		B FF 88 B CH 84 X FF 87 2-0 ② P3			4	3	3	2	0	0	0
28 Jayson Nix, R (1, 5) OBP: 0.294, SLG: 0.373			B SI 92 B SI 91 F SI 92 F SI 92 F SL 85 X SL 85 2-2 2-H HR	C SI 92 S SI 92 D SI 93 S SI 92 1-3 ① K	C FC 89 X FC 88 0-1 ① P3		B SL 84 X FF 88 1-0 2B			4	1	2	2	0	1	4
Inning Stats	R: 0 E: 0 K: 1 S: 12 H: 1 LOB: 1 BB: 0 P: 16	R: 0 E: 0 K: 1 S: 7 H: 0 LOB: 0 BB: 0 P: 9	R: 2 E: 0 K: 0 S: 12 H: 3 LOB: 1 BB: 1 P: 21	R: 7 E: 1 K: 1 S: 20 H: 5 LOB: 1 BB: 1 P: 35	R: 2 E: 0 K: 0 S: 13 H: 3 LOB: 1 BB: 0 P: 15	R: 0 E: 0 K: 0 S: 9 H: 0 LOB: 0 BB: 0 P: 12	R: 0 E: 0 K: 0 S: 5 H: 1 LOB: 1 BB: 0 P: 9	R: 0 E: 0 K: 0 S: 6 H: 0 LOB: 0 BB: 0 P: 11		1B: 7 2B: 5 3B: 0 HR: 1 SF: 1 SAC: 0 DP: 1 HBP: 1						

	AB	36
	R	11
	H	13
	RBI	10
	BB	2
	SO	3
	LOB	12

WP: 0 PA: 40
PB: 0
SB: 0
CS: 0

PITCHER		IP	WLS	BF	H	R	ER	SO	BB	IBB	HBP	BLK	WP	HR	S	P	ERA	WHIP
55 Roberto Hernandez, R ERA: 5.31	(1, 1)	4.0	L	24	9	9	7	3	2	0	1	0	0	1	51	81	15.75	2.750
37 Chad Durbin, R ERA: 5.24	(5, 1)	2.0		9	3	2	2	0	0	0	0	0	0	0	22	27	9.00	1.500
53 Rafael Perez, L ERA: 0.92	(7, 1)	2.0		7	1	0	0	0	0	0	0	0	0	0	11	20	0.00	0.500

PITCHER	IP	WLS	BF	H	R	ER	SO	BB	IBB	HBP	BLK	WP	HR	S	P	ERA	WHIP

Cleveland Indians @ Toronto Blue Jays

Rogers Centre, Toronto, ON

Tue May 31 2011, 7:10 PM - 10:11 PM EDT

Att. 14,556 - Clear - 73 F

TOP

livebaseballscorecards.com

Batter	1	2	3	4	5	6	7	8	9	AB	R	H	RBI	BB	SO	LOB
23 Michael Brantley, L (1, 10) OBP: 0.354, SLG: 0.410	C FF 92 F SI 93 X SL 89 0-2 2B		B SI 91 B SI 93 X FF 92 2-0 13 1B 3B	1 SAFE C FF 94 C FF 93 1 SAFE B FF 94 D FF 95 S SL 89 2-3 ③ K 1-2		C SI 92 B SI 92 B SI 91 X SI 92 2-1 ① G3 2-3		C FF 93 B FF 94 B FF 94 F FF 95 X FS 86 2-2 1B	5	1	3	0	0	1	2
13 Asdrúbal Cabrera, S (1, 6) OBP: 0.352, SLG: 0.516	S SI 95 B FF 93 F FF 93 F SI 96 B SI 95 S SI 95 2-3 ① K		D FF 94 S KC 82 S FF 95 X KC 84 1-2 28 WP 17 1B 41 SF8 3-H 1B		C FF 91 B FF 91 C KC 81 B SL 88 F FF 93 F SL 86 X FF 94 2-2 ① P4	T SI 93 B SL 82 F FF 94 F SL 81 X SI 93 1-2 ② G6-3		C FF 95 F FF 95 F FF 95 C FF 96 0-3 ① K	5	1	1	1	0	2	3
17 Shin-Soo Choo, L (1, 9) OBP: 0.330, SLG: 0.373	C FF 93 B FF 95 S SI 94 F SI 96 T SL 89 1-2 ② K		B FF 93 1 SAFE X FF 93 1-0 41 SF8 28 WP 1-2 1B		X FF 92 0-0 ② F7	F SI 93 C SI 92 S SL 81 0-3 ③ K		S FF 95 1 SAFE X FF 94 0-1 ② F7	5	0	1	0	0	2	3
28 Travis Buck, L (1, 7) OBP: 0.296, SLG: 0.418	B FF 94 X FF 94 1-0 ③ L6		F SL 87 C FF 94 B FF 94 F FF 92 B SL 88 T FF 93 2-2 ① K 1-2 2-3		B SI 93 B FS 87 B FF 93 B SI 92 4-0 41 2B BB		X SI 92 0-0 ① G6-3		P PO 90 X FF 94 1-0 ③ P4	4	1	0	0	1	1	4
41 Carlos Santana, S (1, 2) OBP: 0.358, SLG: 0.395		C FF 92 X SI 90 0-1 24 2B 2B	B SI 93 S SL 88 X SL 86 1-1 ② SF8 2-3 3-H		B SL 87 F FF 92 1 SAFE C SL 87 X SI 93 1-2 24 2B 1-H 2B		B FF 93 X SI 94 1-1 24 G4-6-3 1B			3	2	3	2	0	0	0
24 Grady Sizemore, L (1, 8) OBP: 0.300, SLG: 0.574		B FF 92 S FF 94 X KC 81 1-1 2-H 2B	B FF 93 C FF 93 B SI 92 S FF 94 S SL 88 2-3 ③ K		B SI 94 B FF 93 X FF 94 2-0 20 1B 3-H 2B		B SL 81 C SI 93 X SI 91 1-1 ②③ G4-6-3 1-2f			4	1	2	2	0	1	2
20 Orlando Cabrera, R (1, 4) OBP: 0.286, SLG: 0.328		F FF 93 S SL 85 F FF 93 S SL 88 0-3 ① K		X FF 92 0-0 ① F9	X SL 86 0-0 2-H 1B			B FC 91 B FF 91 C FC 91 C FC 90 B FC 92 F FF 89 X FC 90 3-2 ① F8	4	0	1	1	0	1	1
7 Matt LaPorta, R (1, 3) OBP: 0.320, SLG: 0.441		F SL 86 S SL 87 D SL 88 S FF 93 1-3 ② K		F SI 92 B SI 90 B SL 87 S SL 86 F FF 95 B FF 94 S SL 88 3-3 ② K	X FF 93 0-0 ③ P5			F FC 92 C SL 81 B SL 81 B FF 94 B FF 91 X FF 90 3-2 ② F7	4	0	0	0	0	2	2
9 Jack Hannahan, L (1, 5) OBP: 0.310, SLG: 0.353		C SI 92 S FF 94 C FF 94 0-3 ③ K		B FF 94 B FF 93 F SI 93 S SI 93 B SL 88 B FF 95 4-2 23 S BB	C SI 92 X SI 92 0-1 23 G3 2B			C FF 92 F FF 92 C CU 79 0-3 ③ K	3	0	1	0	1	2	1

	AB	37
	R	6
	H	12
	RBI	6
	BB	2
	SO	12
	LOB	18

Inning Stats	1	2	3	4	5	6	7	8	9
	R: 0 E: 0 K: 2 S: 12	R: 1 E: 0 K: 3 S: 14	R: 2 E: 0 K: 2 S: 14	R: 0 E: 0 K: 2 S: 10	R: 3 E: 0 K: 0 S: 12	R: 0 E: 0 K: 1 S: 11	R: 0 E: 0 K: 0 S: 5	R: 0 E: 0 K: 1 S: 10	R: 0 E: 0 K: 1 S: 11
	H: 1 LOB: 1 BB: 0 P: 16	H: 2 LOB: 1 BB: 0 P: 16	H: 3 LOB: 1 BB: 0 P: 23	H: 0 LOB: 1 BB: 1 P: 19	H: 3 LOB: 1 BB: 1 P: 21	H: 1 LOB: 1 BB: 0 P: 14	H: 1 LOB: 0 BB: 0 P: 7	H: 0 LOB: 0 BB: 0 P: 16	H: 1 LOB: 1 BB: 0 P: 13

1B: 5	SF: 1	WP: 1	PA: 40
2B: 6	SAC: 0	PB: 0	
3B: 1	DP: 1	SB: 1	
HR: 0	HBP: 0	CS: 0	

PITCHER	IP	WLS	BF	H	R	ER	SO	BB	IBB	HBP	BLK	WP	HR	S	P	ERA	WHIP
23 Brandon Morrow, R (1, 1) ERA: 5.11	5.0	L	26	9	6	6	9	2	0	0	0	1	0	62	95	10.80	2.200
47 Luis Perez, L (6, 1) ERA: 3.38	2.0		7	2	0	0	1	0	0	0	0	0	0	16	21	0.00	1.000
29 Octavio Dotel, R (8, 1) ERA: 5.02	1.0		3	0	0	0	1	0	0	0	0	0	0	10	16	0.00	0.000
50 Frank Francisco, R (9, 1) ERA: 6.14	1.0		4	1	0	0	1	0	0	0	0	0	0	11	13	0.00	1.000

PITCHER	IP	WLS	BF	H	R	ER	SO	BB	IBB	HBP	BLK	WP	HR	S	P	ERA	WHIP

BOTTOM

Cleveland Indians @ Toronto Blue Jays

Rogers Centre, Toronto, ON

Tue May 31 2011, 7:10 PM - 10:11 PM EDT

Att. 14,556 - Clear - 73 F

livebaseballscorecards.com

Batter	1	2	3	4	5	6	7	8	9	AB	R	H	RBI	BB	SO	LOB
5 Yunel Escobar, R (1, 6) OBP: 0.382, SLG: 0.450	B SI 89 B FF 88 B SI 91 C SI 90 B FF 88 4-1 19 1B BB		F SI 90 B CH 80 B SL 83 X FF 90 2-1 19 FC5-4 1B		B SL 83 C SI 92 B SI 90 S CH 80 B CH 79 B FF 88 4-2 16 1B BB		B SI 89 C SI 92 B CH 80 B SI 90 B SI 91 4-1 16 FC4-6 BB		B FF 92 C FF 92 B FF 92 X FF 92 2-1 HR	2	1	2	1	3	0	0
16 Corey Patterson, L (1, 7) OBP: 0.323, SLG: 0.462 10 Edwin Encarnación, R (9, PH) OBP: 0.270, SLG: 0.349	C SI 88 B SI 90 S CH 78 B SL 84 1 SAFE X FF 88 2-2 ① P5		C CH 80 S CH 80 T SI 91 0-2 ② K		X SL 82 0-0 1-2 1B		F CH 78 B FF 90 B SI 87 F CH 79 F SL 83 F FF 89 X CH 80 2-2 ② FC4-6 19 WP 19 E 1-2f		C FF 92 B CH 84 X FF 92 1-1 ② F8	4 1	1 0	1 0	0 0	0 0	1 0	3 0
19 José Bautista, R (1, 9) OBP: 0.505, SLG: 0.786	F SI 89 F SL 85 B SI 91 X FF 91 1-2 20 G5-4-3 1-2 1B		B SI 91 D CH 79 B FF 90 X SI 88 3-0 ③ FC5-4 1-2f		F SI 91 S SL 85 F SL 87 S CH 80 0-3 ② K		C SI 90 F SL 81 B SI 92 X FF 94 1-2 E4 20 1B 1-H 1B		B FF 94 C FF 95 C SL 82 B FF 94 F SL 82 X FF 95 2-2 20 FC5-4 1B	5	1	3	0	0	1	3
20 Juan Rivera, R (1, 3) OBP: 0.315, SLG: 0.357	C SL 84 B FF 88 X SL 85 1-1 ②③ G5-4-3 1-2f			B FF 87 F FF 89 B CH 79 B SI 90 F FF 89 X FF 90 3-2 ① P3	C SL 85 F SI 90 D CH 81 B SI 90 F CH 81 X SI 91 2-2 ③ G3		X FF 93 0-0 2-H 1B		F FF 94 F SL 84 X FF 94 0-2 ③ FC5-4 1-2f	5	0	1	1	0	0	5
9 J.P. Arencibia, R (1, 2) OBP: 0.319, SLG: 0.497		B FF 88 X FF 88 1-0 ① F7		B SI 92 S FF 88 X SL 84 1-1 46 G3 2 1B 1B		X FF 87 0-0 ① G6-3	C FF 91 B SL 82 S SL 81 B SI 91 C SI 91 2-3 ③ K			4	0	1	0	0	1	1
2 Aaron Hill, R (1, 4) OBP: 0.283, SLG: 0.333		C SI 92 X SL 85 0-1 ② G5-3		X SI 90 0-0 46 G3 1-2 1B		C SI 91 X SL 85 0-1 46 FC3-6 1B		C FF 92 B FF 93 F FF 94 B FF 93 S FF 93 2-3 ① K		4	0	2	0	0	1	0
46 Eric Thames, L (1, 10) OBP: 0.333, SLG: 0.297		B CH 79 H SI 90 2-0 HBP		B CH 79 X CH 79 1-0 ② G3 1-2 2-3		B SI 88 B SI 89 C CH 80 X CH 79 2-1 ② FC3-6 1-2f		B SI 94 F SI 94 B SI 93 F FF 93 B FF 93 S FF 92 3-3 ② K		3	0	0	0	0	1	3
11 Rajai Davis, R (1, 8) OBP: 0.307, SLG: 0.359		B SI 90 B SI 90 X SI 87 2-0 ③ F8		X FF 89 0-0 ③ G6-3		C SI 91 X SL 85 0-1 ③ F8		S FF 92 B FF 93 B FF 93 F FF 92 S FF 93 2-3 ③ K		4	0	0	0	0	1	4
28 Jayson Nix, R (1, 5) OBP: 0.281, SLG: 0.354			C SI 91 B FF 89 B SL 82 S FF 89 B SI 91 X SI 93 3-2 ① L5		C SI 87 S SL 83 C CH 80 0-3 ① K		C FF 88 X SI 88 0-1 ① P3		B FF 91 B FF 91 C FF 91 F FF 92 C FF 93 2-3 ① K	4	0	0	0	0	2	0
Inning Stats	R: 0 E: 0 K: 0 S: 9 H: 1 LOB: 1 BB: 1 P: 17	R: 0 E: 0 K: 0 S: 4 H: 0 LOB: 1 BB: 0 P: 9	R: 0 E: 0 K: 1 S: 9 H: 1 LOB: 1 BB: 0 P: 17	R: 0 E: 0 K: 0 S: 8 H: 2 LOB: 2 BB: 0 P: 13	R: 0 E: 0 K: 2 S: 14 H: 1 LOB: 2 BB: 1 P: 20	R: 0 E: 0 K: 0 S: 7 H: 1 LOB: 1 BB: 0 P: 9	R: 2 E: 1 K: 1 S: 15 H: 2 LOB: 1 BB: 1 P: 24	R: 0 E: 0 K: 3 S: 9 H: 0 LOB: 0 BB: 0 P: 16	R: 1 E: 0 K: 1 S: 14 H: 2 LOB: 1 BB: 0 P: 21	1B: 9 2B: 0 3B: 0 HR: 1	SF: 0 SAC: 0 DP: 1 HBP: 1		WP: 1 PB: 0 SB: 0 CS: 0	PA: 40			

	AB	36
	R	3
	H	10
	RBI	2
	BB	3
	SO	8
	LOB	19

PITCHER		IP	WLS	BF	H	R	ER	SO	BB	IBB	HBP	BLK	WP	HR	S	P	ERA	WHIP
51 Mitch Talbot, R ERA: 4.5	(1, 1)	6.2	W	29	6	1	1	3	3	0	1	0	0	0	59	99	1.35	1.350
38 Joe Smith, R ERA: 1.84	(7, 1)	0.1		3	2	1	0	1	0	0	0	0	1	0	7	10	0.00	6.000
52 Vinnie Pestano, R ERA: 1.35	(8, 1)	1.0		3	0	0	0	3	0	0	0	0	0	0	9	16	0.00	0.000
49 Tony Sipp, L ERA: 1.54	(9, 1)	0.2		3	1	1	1	1	0	0	0	0	0	1	7	12	13.50	1.500
54 Chris Perez, R ERA: 2.61	(9, 1)	0.1		2	1	0	0	0	0	0	0	0	0	0	7	9	0.00	3.000

PITCHER	IP	WLS	BF	H	R	ER	SO	BB	IBB	HBP	BLK	WP	HR	S	P	ERA	WHIP

Batter	1	2	3	4	5	6	7	8	9	AB	R	H	RBI	BB	SO	LOB
23 Michael Brantley, L (1, 8) OBP: 0.353, SLG: 0.412	C FF 93 B SI 92 B CH 86 B FF 94 C FF 94 X SI 93 / 3-2 13 2B 2B	C SI 84 C SI 85 F SL 77 B CH 83 B CH 84 X SI 85 / 2-2 ① G4-3	X CH 82 / 0-0 13 2B 1-3 1B	C SI 92 B SI 91 B SL 83 X SI 92 / 2-1 ③ G3-1		B FF 93 B FC 91 F FF 92 F FC 90 F CU 78 X CU 77 / 2-2 ② FC3-6 13 2B 1-2f 3-H		B FF 89 D CH 85 C FF 89 B FF 88 X FC 88 / 3-1 ③ F8		6	2	2	1	0	0	2
13 Asdrúbal Cabrera, S (1, 6) OBP: 0.360, SLG: 0.534	B FF 93 X SI 92 / 1-0 41 BB 24 2B 2B 2-H	C CH 81 S CH 81 C SI 87 / 0-3 ② K	B SI 85 X CH 81 / 1-0 17 E 2B 1-H 3-H		X SI 90 / 0-0 17 FC3-6 1B	X FC 91 / 0-0 1-3 2B			C FF 93 B FF 93 B FF 94 X FF 93 / 2-1 ① F8	6	2	4	3	0	1	0
17 Shin-Soo Choo, L (1, 9) OBP: 0.326, SLG: 0.367	C FC 90 B FF 89 F SI 92 B CU 78 B SI 92 S FC 90 / 3-3 ① K	B CH 81 B CH 84 X CH 82 / 2-0 ③ G1-3	B FF 92 C FF 92 X CH 86 / 1-1 E8 28 E 2-H		B SI 91 S SI 91 F SI 92 X SL 85 / 1-2 ① FC3-6 41 WP 1-2f	C SI 92 B FC 90 X FF 92 / 1-1 ③ G4-3			B FF 94 X FF 94 / 1-0 28 1B 1B	6	1	1	0	0	1	4
28 Travis Buck, L (1, 7) OBP: 0.325, SLG: 0.431	B FC 88 B CH 85 B SI 91 C FF 92 B FC 88 / 4-1 41 BB 24 2B BB	X CH 84 / 1-0 24 F8 41 BB 7 HR 1B / 3-2 E6 24 1B 3-H			C SL 83 B SI 92 C SL 84 F SL 84 F SI 93 C SL 85 / 1-3 ② K		S CH 83 S CH 84 F FF 90 X CH 84 / 0-2 41 G3-6-1 1B		X FF 93 / 0-0 1-3 1B	5	2	3	0	1	1	1
41 Carlos Santana, S (1, 2) OBP: 0.362, SLG: 0.388	S SI 92 D CH 85 B SI 92 D SI 92 S FF 92 B SI 93 / 4-2 24 2B 1-2 2-3 BB	B CH 82 1 SAFE 1 SI 84 B SI 86 C SI 84 B CH 84 / 4-1 7 HR 1-2 BB / 3-2 ② F8			B SI 91 F SI 92 B CH 85 B SI 92 B SI 91 / 4-1 1-2 BB		B SL 85 B FF 89 X FF 89 / 2-0 ① ② G3-6-1 1-2f		S FS 86 C CU 77 X FF 94 / 0-2 ② F8	3	2	0	0	3	0	4
24 Grady Sizemore, L (1, 10) OBP: 0.305, SLG: 0.576 6 Lou Marson, R (9, PH) OBP: 0.259, SLG: 0.306 (9, 10)	F FC 91 B FF 91 X CH 86 / 1-1 2B 1-H 2-H 3-H	B SI 85 X SI 86 / 1-0 ① F8 2-3 / 2-2 1-2 1B			X SI 92 / 0-0 ③ G6-3		B FF 89 F SL 86 F FF 90 S CU 73 / 1-3 ③ K		C FF 95 F CU 78 B FF 94 X CU 78 / 1-2 ③ L5	5 1	0 0	2 0	3 0	0 0	1 0	4 2
7 Matt LaPorta, R (1, 3) OBP: 0.328, SLG: 0.465	D SI 94 B FC 90 D SI 92 C FF 93 X FF 91 / 3-1 ② G5-3	B SI 86 B SI 85 S SI 87 F CH 82 F SL 78 F SL 77 X CH 83 / 2-2 1-H 3-H HR / 2-3 ③ K				X FF 92 / 0-0 8 1B 23 FC3-6 1B		B FC 89 F FF 89 X SL 84 / 1-1 1B		5	2	3	3	0	1	3
9 Jack Hannahan, L (1, 5) OBP: 0.313, SLG: 0.357	C FF 92 B FF 92 B FF 91 B FF 92 B SI 93 / 4-1 BB	X SI 86 / 0-0 8 1B 2B	C SI 90 B SI 90 S SL 82 S SL 83 / 1-3 ① K			C FC 91 F CU 78 S CU 77 / 0-3 ① K		X FF 89 / 0-0 ① F8		4	1	1	0	1	2	2
8 Adam Everett, R (1, 4) OBP: 0.356, SLG: 0.293	C CH 81 C SL 78 X SL 77 / 0-2 ③ P4		B SI 87 X SI 86 / 1-0 23 1B 13 2B 2-H 1B	B SI 90 F SI 90 X SI 91 / 1-1 ② G4-3		B FC 90 F FF 92 X FC 91 / 1-1 23 FC3-6 1-3 1B		B FF 89 C SL 84 S SL 84 F FF 89 F CU 73 F SL 85 B FF 88 X SL 84 / 2-2 ② P3		5	1	2	1	0	0	3
Inning Stats	R: 4 E: 0 K: 1 S: 18 / H: 3 LOB: 2 BB: 3 P: 41	R: 0 E: 0 K: 1 S: 8 / H: 0 LOB: 0 BB: 0 P: 12	R: 8 E: 2 K: 1 S: 31 / H: 7 LOB: 2 BB: 1 P: 52	R: 0 E: 0 K: 1 S: 7 / H: 0 LOB: 0 BB: 0 P: 11	R: 0 E: 0 K: 1 S: 11 / H: 1 LOB: 2 BB: 1 P: 17	R: 1 E: 0 K: 1 S: 13 / H: 3 LOB: 2 BB: 0 P: 17	R: 0 E: 0 K: 1 S: 8 / H: 1 LOB: 0 BB: 0 P: 11	R: 0 E: 0 K: 0 S: 11 / H: 1 LOB: 1 BB: 0 P: 17	R: 0 E: 0 K: 0 S: 10 / H: 2 LOB: 2 BB: 0 P: 14	1B: 11 2B: 6 3B: 0 HR: 1 / SF: 0 SAC: 0 DP: 1 HBP: 0						

TOP

Cleveland Indians @ Toronto Blue Jays

Rogers Centre, Toronto, ON

Wed Jun 01 2011, 7:09 PM - 10:20 PM EDT

Att. 15,397 - Partly Cloudy - 77 F

livebaseballscorecards.com

AB	46
R	13
H	18
RBI	11
BB	5
SO	7
LOB	25

WP: 1 PB: 0 SB: 0 CS: 0 PA: 51

PITCHER		IP	WLS	BF	H	R	ER	SO	BB	IBB	HBP	BLK	WP	HR	S	P	ERA	WHIP
4 Kyle Drabek, R (1, 1) ERA: 4.69		0.2	L	8	3	4	4	1	3	0	0	0	0	0	15	38	54.00	9.000
57 Shawn Camp, R (1, 1) ERA: 4.23		1.2		12	6	7	6	1	1	0	0	0	0	1	25	39	32.40	4.200
54 Jason Frasor, R (3, 1) ERA: 1.59		0.2		5	1	1	0	1	0	0	0	0	0	0	17	28	0.00	1.500
34 Marc Rzepczynski, L (4, 1) ERA: 2.52		2.0		8	1	0	0	2	1	0	0	0	1	0	18	28	0.00	1.000
44 Casey Janssen, R (6, 1) ERA: 1.93		1.0		6	3	1	1	1	0	0	0	0	0	0	13	17	9.00	3.000

PITCHER		IP	WLS	BF	H	R	ER	SO	BB	IBB	HBP	BLK	WP	HR	S	P	ERA	WHIP
60 Jon Rauch, R (7, 1) ERA: 3.57		2.0		7	2	0	0	1	0	0	0	0	0	0	19	28	0.00	1.000
50 Frank Francisco, R (9, 1) ERA: 5.74		1.0		5	2	0	0	0	0	0	0	0	0	0	10	14	0.00	2.000

BOTTOM

Cleveland Indians @ Toronto Blue Jays

Rogers Centre, Toronto, ON

Wed Jun 01 2011, 7:09 PM - 10:20 PM EDT

Att. 15,397 - Partly Cloudy - 77 F

livebaseballscorecards.com

Batter	1	2	3	4	5	6	7	8	9	AB	R	H	RBI	BB	SO	LOB
5 Yunel Escobar, R (1, 6) OBP: 0.377, SLG: 0.443	C CH 84 B FC 82 B SI 86 B FF 87 F CH 86 X FF 87 3-2 F8 ①		B FF 87 C FF 86 C FC 82 X FF 87 1-2 F8 ②		C SI 87 B FC 82 B FC 81 X FF 87 2-1 G1-3 ②		X SI 89 0-0 16 E 16 WP 19 G5-4-3 1B		B FF 89 C FF 87 B CH 82 B FF 86 B FF 87 4-1 19 WP 16 E 19 1B BB	3	0	0	0	0	0	1
18 Mike McCoy, R (6, 6) OBP: 0.288, SLG: 0.313										1	2	1	0	1	0	0
16 Corey Patterson, L (1, 7) OBP: 0.320, SLG: 0.455	C SI 86 C CH 81 X SI 87 0-2 P5 ②		C FF 87 B CH 81 S FC 82 B FF 88 F SI 85 S CU 73 2-3 K2-3 ③		C SI 85 B CH 79 X FC 82 1-1 3-H 1B		B FF 88 F FC 87 S FC 87 B CU 78 X FC 87 2-2 E4 19 G5-4-3 1-3		C FF 87 D FF 85 X FF 88 1-1 FC1 19 WP 19 1B 1-2	5	1	1	1	0	1	2
19 José Bautista, R (1, 9) OBP: 0.502, SLG: 0.773	B SI 89 C FC 84 B CU 74 B FC 85 B FC 84 4-1 BB			C FF 87 B FC 81 S FC 81 S CU 76 1-3 K ①	C CH 82 D CU 73 X FC 82 1-1 L8 ③		X FC 88 0-0 G5-4-3 ① ② 1-2f 3-H		B FF 85 X SL 85 1-0 9 FC5-4 1-H 2-H 1B	4	0	1	2	1	1	2
20 Juan Rivera, R (1, 3) OBP: 0.308, SLG: 0.348	B SI 87 S FC 80 F FF 87 X CU 74 1-2 F7 ③			B FF 87 X FF 86 1-0 F8 ②		C CH 84 F FC 82 B FF 87 B CU 75 S FC 82 2-3 K ①	S FC 87 B CU 79 C SI 91 X FC 88 1-2 G4-3 ③		B FF 91 F FF 91 C SL 79 S FF 92 1-3 K ①	5	0	0	0	0	2	2
9 J.P. Arencibia, R (1, 2) OBP: 0.316, SLG: 0.487		C CH 81 C SI 87 S CU 73 0-3 K ①		X FF 87 0-0 P3 ③		C FC 83 X FF 86 0-1 10 1B 11 HR 1B		X SI 93 0-0 F9 ①	F FF 91 X SI 92 0-1 FC5-4 10 BB 1-2f ②	5	1	1	0	0	1	1
2 Aaron Hill, R (1, 4) OBP: 0.280, SLG: 0.329 10 Edwin Encarnación, R (6, 5) OBP: 0.284, SLG: 0.354		B FF 88 S FC 80 F FF 88 S CU 75 1-3 K ②			C CH 84 X CU 79 0-1 G6-3 ①	S CH 86 B SI 87 B FC 82 F FC 83 X CU 74 2-2 11 HR 1-2 1B		B SI 94 B SI 93 B SI 94 B FF 91 4-0 46 1B BB	B FF 92 B FF 92 B FF 91 C FF 91 B FF 91 4-1 1-2 BB	2	0	0	0	0	1	0
										1	1	1	0	2	0	0
46 Eric Thames, L (1, 10) OBP: 0.362, SLG: 0.381	B SI 86 B CH 81 C FF 88 C FF 87 B CH 82 X FF 87 3-2 1B				X SI 85 0-0 11 3B 3B	B CH 81 C FF 87 F FC 82 S CU 73 1-3 K ②		B SI 93 S SI 93 F SL 84 B SI 94 B FF 94 X SI 92 3-2 1-2 1B	F FF 92 C SL 80 F FF 93 B SL 80 F FF 92 S SL 81 1-3 K ③	5	1	3	0	0	2	4
11 Rajai Davis, R (1, 8) OBP: 0.312, SLG: 0.396	1 SAFE C CH 85 F FC 81 F FF 89 X CU 74 0-2 F7 ③				B FC 81 C FC 80 X FC 82 1-1 28 3B 3-H 3B	X FC 83 0-0 1-H 2-H HR		F SL 83 B SI 94 S FF 94 T SI 96 1-2 K ②		4	2	2	4	0	1	3
28 Jayson Nix, R (1, 5) OBP: 0.280, SLG: 0.373 (6, 4)			C FF 84 F SI 86 B FC 81 S FF 88 1-3 K ①		B SI 87 B FC 81 X FF 85 2-0 16 1B 3-H 3B	X FF 87 0-0 F7 ③		C SI 95 B SL 87 X SI 95 1-1 F9 ③		4	1	1	1	0	1	2
Inning Stats	R: 0 E: 0 K: 0 S: 10 H: 0 LOB: 1 BB: 1 P: 18	R: 0 E: 0 K: 2 S: 13 H: 1 LOB: 1 BB: 0 P: 17	R: 0 E: 0 K: 2 S: 10 H: 0 LOB: 0 BB: 0 P: 14	R: 0 E: 0 K: 1 S: 5 H: 0 LOB: 0 BB: 0 P: 7	R: 3 E: 0 K: 0 S: 12 H: 4 LOB: 1 BB: 0 P: 19	R: 3 E: 0 K: 2 S: 13 H: 3 LOB: 0 BB: 0 P: 18	R: 1 E: 1 K: 0 S: 8 H: 1 LOB: 0 BB: 0 P: 11	R: 0 E: 0 K: 1 S: 9 H: 1 LOB: 2 BB: 1 P: 18	R: 2 E: 1 K: 2 S: 15 H: 1 LOB: 2 BB: 2 P: 27	1B: 7 2B: 0 3B: 3 HR: 1 SF: 0 SAC: 0 DP: 1 HBP: 0						

	AB	39
	R	9
	H	11
	RBI	8
	BB	4
	SO	10
	LOB	17

PITCHER		IP	WLS	BF	H	R	ER	SO	BB	IBB	HBP	BLK	WP	HR	S	P	ERA	WHIP
43 Josh Tomlin, R ERA: 3.27	(1, 1)	6.0	W	27	8	6	6	7	1	0	0	0	0	1	63	93	9.00	1.500
37 Chad Durbin, R ERA: 5.01	(7, 1)	1.0		4	1	1	0	0	0	0	0	0	1	0	8	11	0.00	1.000
56 Frank Herrmann, R ERA: 7.82	(8, 1)	1.0		5	1	0	0	1	1	0	0	0	0	0	9	18	0.00	2.000
53 Rafael Perez, L ERA: 1.37	(9, 1)	0.0		3	1	2	1	0	1	0	0	0	1	0	4	10	∞	∞
52 Vinnie Pestano, R ERA: 1.29	(9, 1)	1.0		4	0	0	0	2	1	0	0	0	0	0	11	17	0.00	1.000

PITCHER	IP	WLS	BF	H	R	ER	SO	BB	IBB	HBP	BLK	WP	HR	S	P	ERA	WHIP

WP: 2 PA: 43
PB: 0
SB: 0
CS: 0

Toronto Blue Jays @ Baltimore Orioles

Oriole Park at Camden Yards, Baltimore, MD

Fri Jun 03 2011, 7:08 PM - 10:08 PM EDT

Att. 18,587 - Clear - 78 F

TOP

livebaseballscorecards.com

Batter	1	2	3	4	5	6	7	8	9	AB	R	H	RBI	BB	SO	LOB
5 Yunel Escobar, R (1, 6) OBP: 0.382, SLG: 0.449	B FF 93 B FF 91 F FF 91 B SI 91 X FF 92 3-1 ① F8		C SI 90 B SI 92 X FF 91 1-1 16 SH1-3 20 SF9 2B		B CH 84 C FF 92 B CH 86 B SL 92 C SI 92 B SI 92 4-2 20 WP 19 1B 9 HR BB	B FF 92 C FF 92 B SL 86 X FF 92 2-1 3-H 1B		C CU 76 F FF 91 F FF 91 S CU 77 0-3 ③ K		4	2	2	1	1	1	1
16 Corey Patterson, L (1, 7) OBP: 0.314, SLG: 0.446	F SI 93 F SI 92 X SI 93 0-2 ② G3		X FF 91 0-0 ① SH1-3 2-3		B SI 92 C FF 92 S SL 83 C FF 92 1-3 ② K	C FF 91 X FF 90 0-1 ③ F8			B CU 74 F FF 90 F CU 75 F FF 90 X FF 92 1-2 ① P5	4	0	0	0	0	1	2
19 José Bautista, R (1, 9) OBP: 0.504, SLG: 0.766	C SI 92 X SI 92 0-1 ③ G5-3		I IN 75 I IN 74 I IN 73 I IN 73 4-0 20 SF9 IBB		X FF 92 0-0 20 WP 9 HR 1-2 1B		B FF 90 F FF 90 S SI 90 B SL 87 F SI 91 F FF 91 B FC 90 F FF 92 F FF 91 4-2 B CH 84 BB		C CU 76 C FF 92 F SI 91 B FF 91 B FF 91 B CU 76 X FF 93 3-2 ② F8	3	1	1	0	2	0	0
20 Juan Rivera, R (1, 3) OBP: 0.315, SLG: 0.353		B FF 91 X SI 92 1-0 9 E 2 1B 1B	F FF 91 X SI 91 0-1 ② SF9 1-2 3-H		C FF 92 B SI 91 B SL 83 B SI 86 B CH 86 4-1 9 HR 1-2 2-3 BB		B FF 90 C SL 85 F FF 91 C FF 92 1-3 ① K		X FF 91 0-0 1B	3	2	2	1	1	1	1
9 J.P. Arencibia, R (1, 2) OBP: 0.313, SLG: 0.497		B SI 92 F SI 90 F SI 86 F SI 88 B SI 92 X SI 93 2-2 FC5 10 G6-4-3 2 1B 11 WP 1-2	X FF 85 0-0 ③ G6-3		C CH 85 B SI 91 S SI 91 F SI 92 D CH 88 X FF 92 2-2 1-H 2-H 3-H HR		F FF 90 B SL 86 S SL 85 B FF 92 X SL 87 2-2 ② F9		C FF 90 B FF 92 F CU 77 C FF 91 1-3 ③ K	5	2	1	4	0	1	4
2 Aaron Hill, R (1, 4) OBP: 0.279, SLG: 0.327		B SI 92 D SI 93 X SI 93 2-0 10 G6-4-3 1-2 2-H 1B		B SI 90 S CH 85 X CH 85 1-1 ① L7	C CH 85 B SI 91 B SI 92 X SL 86 2-1 ③ G6-3		D SL 86 X FF 90 1-0 ③ L7			4	0	1	1	0	0	1
10 Edwin Encarnación, R (1, 10) OBP: 0.277, SLG: 0.344		C SI 92 B SI 92 X SI 90 1-1 ① ② G6-4-3 1-2f 2-3		B SI 92 B SI 91 X SI 91 2-0 ② G6-3		C FF 90 B SL 86 S FF 92 S FF 92 1-3 ① K		X FF 91 0-0 ① F8		4	0	0	0	0	1	2
11 Rajai Davis, R (1, 8) OBP: 0.323, SLG: 0.418		B SI 92 C FF 91 X FF 90 1-1 3-H 2B		C FF 91 F SL 82 C SI 91 0-3 ③ K		M SL 86 X SL 85 0-1 28 S 5 1B 2B		B FF 91 C FF 92 X CU 77 1-1 28 WP 1B		4	1	3	0	0	1	0
28 Jayson Nix, R (1, 5) OBP: 0.268, SLG: 0.356		D CH 84 C SI 93 X SI 92 1-1 ③ P3		B FF 91 C CH 84 F SI 92 B SL 82 S SI 86 2-3 ① K	C FF 92 B FF 92 C SL 86 B FF 92 F FF 92 S FC 90 2-3 ② K 2-3		B FF 91 C FF 92 F FF 92 B FC 92 B CU 78 F FF 92 X FF 90 3-2 ② F7 1-2		4	0	0	0	0	2	3
Inning Stats	R: 0 E: 0 K: 0 S: 7 H: 0 LOB: 0 BB: 0 P: 10	R: 2 E: 1 K: 0 S: 12 H: 3 LOB: 1 BB: 0 P: 20	R: 1 E: 0 K: 0 S: 6 H: 1 LOB: 1 BB: 1 P: 11	R: 0 E: 0 K: 1 S: 6 H: 0 LOB: 0 BB: 0 P: 9	R: 4 E: 0 K: 2 S: 16 H: 2 LOB: 2 BB: 2 P: 31	R: 1 E: 0 K: 2 S: 13 H: 2 LOB: 1 BB: 0 P: 18	R: 0 E: 0 K: 1 S: 13 H: 0 LOB: 1 BB: 1 P: 21	R: 0 E: 0 K: 1 S: 11 H: 1 LOB: 1 BB: 0 P: 15	R: 0 E: 0 K: 1 S: 12 H: 1 LOB: 1 BB: 0 P: 17	1B: 6 2B: 3 3B: 0 HR: 1 SF: 1 SAC: 1 DP: 1 HBP: 0						

	AB	35
	R	8
	H	10
	RBI	7
	BB	4
	SO	8
	LOB	14

PITCHER		IP	WLS	BF	H	R	ER	SO	BB	IBB	HBP	BLK	WP	HR	S	P	ERA	WHIP
53 Zack Britton, L ERA: 3.33	(1, 1)	5.0	L	24	6	7	5	3	2	1	0	0	2	1	47	81	9.00	1.600
37 Jeremy Accardo, R ERA: 4.0	(6, 1)	2.0		9	2	1	1	3	1	0	0	0	0	0	26	39	4.50	1.500
36 Chris Jakubauskas, R ERA: 6.39	(8, 1)	2.0		8	2	0	0	2	0	0	0	0	1	0	23	32	0.00	1.000

PITCHER	IP	WLS	BF	H	R	ER	SO	BB	IBB	HBP	BLK	WP	HR	S	P	ERA	WHIP

BOTTOM

Batter	1	2	3	4	5	6	7	8	9	AB	R	H	RBI	BB	SO	LOB
18 Felix Pie, L (1, 7) OBP: 0.259, SLG: 0.329 6 Ryan Adams, R (9, PH) OBP: 0.308, SLG: 0.250	C FF 87 B SL 82 X FF 89 1-1 ① F7		C FF 89 1 SAFE X CU 76 0-1 ③ FC4-6 1-2f		X SL 82 0-0 10 1B 2-3 1B		B SI 92 X SI 92 1-0 ① G6-3		B SI 91 B SI 90 C SI 91 X SI 93 2-1 10 G4-6-3 1B	4 1	0 0	1 1	0 0	0 0	0 0	1 0
10 Adam Jones, R (1, 8) OBP: 0.345, SLG: 0.463	C FF 90 H FF 90 1-1 21 G1-6-3 HBP			C FF 89 S FF 89 F FF 90 B SL 83 X CH 84 1-2 ① G1-3	X SL 81 0-0 1-2 3-H 1B		C SI 93 B SI 94 B SI 92 B SI 92 F SI 92 X SI 93 3-2 1B		C SI 91 B SI 92 B SI 91 X SI 91 2-1 ①② G4-6-3 1-2f	4	0	2	1	0	0	1
21 Nick Markakis, L (1, 9) OBP: 0.305, SLG: 0.311	B FF 88 C SI 89 1 SAFE X CH 82 1-1 ②③ G1-6-3 1-2f			C CU 72 F FF 90 B SL 84 F FF 91 X CH 83 1-2 ② G4-3	B FF 90 F SI 89 B CU 76 X CH 81 2-1 ③ F8		C SI 92 C SI 92 F SL 82 B FF 91 C SL 81 1-3 ② K		C SI 92 S SL 86 B SL 88 F SL 84 X SI 91 1-2 ③ G6-3	5	0	0	0	0	1	4
27 Vladimir Guerrero, R (1, 10) OBP: 0.317, SLG: 0.402		C FF 89 B SL 82 B SL 83 F CH 84 F SL 82 X CU 70 2-2 ① F9		B SL 80 H SI 90 2-0 HBP		B FF 86 B FF 88 X CH 81 2-0 30 PB 2 1B 1B	F SI 94 B SI 91 X FF 92 1-1 ③ F8			3	0	1	0	0	0	1
32 Matt Wieters, S (1, 2) OBP: 0.324, SLG: 0.398		B FF 90 F FF 89 B FF 91 X CH 84 2-1 ② G3		B SL 82 B CH 83 F CH 82 F FF 89 D SL 82 X CH 83 3-2 ③ P3		F FF 88 B FF 89 F CU 73 F SL 82 X FF 90 1-2 ① L7		C FF 92 F FF 93 X FF 93 0-2 2 HR 1B		4	1	1	0	0	0	2
2 J.J. Hardy, R (1, 6) OBP: 0.339, SLG: 0.450		C FF 88 B FF 91 F SL 81 X SL 84 1-2 ③ F8			B FF 87 C FF 88 C FF 90 X FF 89 1-2 30 G4-3 11 1B 1B	1 SAFE B FF 89 C CH 80 X SI 89 1-1 30 PB 1-2 1B		B FF 93 C FF 93 S FF 94 B FF 94 X SL 83 2-2 1-H HR		4	2	3	2	0	0	0
30 Luke Scott, L (1, 3) OBP: 0.310, SLG: 0.401			B CU 67 C CH 82 F FF 90 F SL 82 B SL 81 X FF 91 2-2 ① G5-3		B CU 74 F FF 88 X CH 82 1-1 ① G4-3 1-2	F SI 92 S CH 83 B FF 92 S SL 83 1-3 ② K 1-2 2-3		F FF 93 S CH 87 B CH 87 F FF 92 B FF 93 X CH 86 2-2 ① G4-3		4	0	0	0	0	1	3
12 Mark Reynolds, R (1, 5) OBP: 0.307, SLG: 0.365			B SL 80 B FF 90 B CH 83 B FF 89 4-0 18 FC4-6 BB		C SL 80 B FF 90 B SL 82 X CH 80 2-1 ② F7	B FF 91 F SI 92 S SI 94 B CH 82 D SI 94 B SI 93 4-2 11 FC6-4 BB		S CH 87 X FF 92 0-1 ② F9		2	0	0	0	2	0	1
11 Robert Andino, R (1, 4) OBP: 0.360, SLG: 0.308			C CH 82 B SI 90 1 SAFE S SL 83 X SL 84 1-2 ② F8		D SL 82 B FF 90 S CH 81 F FF 90 D SL 84 X CH 82 3-2 18 1B 10 1B 2-H 1B	C SI 92 F SI 92 F SI 92 B CH 82 B SI 94 X SI 93 2-2 ③ FC6-4 1-2f		B CH 87 B FF 93 B FF 93 C FF 91 X FF 91 3-1 ③ G6-3		4	1	1	1	0	0	4
Inning Stats	R: 0 E: 0 K: 0 S: 5 H: 0 LOB: 0 BB: 0 P: 8	R: 0 E: 0 K: 0 S: 9 H: 0 LOB: 0 BB: 0 P: 14	R: 0 E: 0 K: 0 S: 9 H: 0 LOB: 1 BB: 1 P: 16	R: 0 E: 0 K: 0 S: 11 H: 0 LOB: 1 BB: 0 P: 18	R: 2 E: 0 K: 0 S: 14 H: 4 LOB: 2 BB: 0 P: 23	R: 0 E: 0 K: 1 S: 16 H: 2 LOB: 3 BB: 1 P: 27	R: 0 E: 0 K: 1 S: 10 H: 1 LOB: 1 BB: 0 P: 16	R: 2 E: 0 K: 0 S: 14 H: 2 LOB: 0 BB: 0 P: 21	R: 0 E: 0 K: 0 S: 8 H: 1 LOB: 0 BB: 0 P: 13	1B: 9 2B: 0 3B: 0 HR: 1	SF: 0 SAC: 0 DP: 2 HBP: 2			WP: 0 PB: 1 SB: 0 CS: 0	PA: 39		

PITCHER		IP	WLS	BF	H	R	ER	SO	BB	IBB	HBP	BLK	WP	HR	S	P	ERA	WHIP
33 Carlos Villanueva, R ERA: 2.72	(1, 1)	5.1	W	24	6	2	2	0	1	0	2	0	0	0	55	90	3.38	1.312
47 Luis Perez, L ERA: 3.0	(6, 1)	1.2		7	1	0	0	2	1	0	0	0	0	0	19	32	0.00	1.200
54 Jason Frasor, R ERA: 2.28	(8, 1)	1.0		5	2	2	2	0	0	0	0	0	0	1	14	21	18.00	2.000
34 Marc Rzepczynski, L ERA: 2.42	(9, 1)	1.0		3	1	0	0	0	0	0	0	0	0	0	8	13	0.00	1.000

PITCHER	IP	WLS	BF	H	R	ER	SO	BB	IBB	HBP	BLK	WP	HR	S	P	ERA	WHIP

Toronto Blue Jays @ Baltimore Orioles

Oriole Park at Camden Yards, Baltimore, MD

Fri Jun 03 2011, 7:08 PM - 10:08 PM EDT

Att. 18,587 - Clear - 78 F

livebaseballscorecards.com

AB	35
R	4
H	10
RBI	4
BB	2
SO	2
LOB	17

Batter	1	2	3	4	5	6	7	8	9	AB	R	H	RBI	BB	SO	LOB
5 Yunel Escobar, R (1, 6) OBP: 0.374, SLG: 0.439	B FF 91 X FF 93 1-0 ① F9	X SL 85 0-0 ③ FC6-4 1-2f		S FF 89 B FF 91 B SL 86 B FF 92 F FF 92 X FF 90 3-2 ②③ G6-3 1-2			X FF 96 0-0 ③ G3-1		B FF 95 X FF 94 1-0 ③ P3	5	0	0	0	0	0	5
16 Corey Patterson, L (1, 7) OBP: 0.322, SLG: 0.467	C FF 92 C CU 78 X FF 94 0-2 HR	X SI 91 0-0 26 BB, 19 BB, 20 G5-2-3 1B			B CU 75 S CH 84 X FF 92 1-1 ① G3-1			X FS 83 0-0 1B		4	1	3	1	0	0	0
19 José Bautista, R (1, 9) OBP: 0.500, SLG: 0.753	C FF 93 B FF 94 C CU 78 X CH 87 1-2 ② G6-3	B FF 91 S SL 85 D CH 86 D CH 87 D SI 93 4-1 20 G5-2-3, 26 BB 1-2 BB			B SL 86 B CH 83 B SL 88 X FF 92 3-0 ② F9			B FS 81 F FS 81 F FS 81 1 SAFE B FF 90 S FF 90 2-3 ① K		3	0	0	0	1	1	1
26 Adam Lind, L (1, 10) OBP: 0.340, SLG: 0.504	C FF 93 B SI 93 C FF 91 F SL 87 B SI 94 X CU 78 2-2 ③ G4-3		B SL 84 C SI 92 B SL 83 B FF 92 B FF 92 4-1 20 G5-2-3 1-2 2-3 BB		X CH 85 0-0 ③ G4-3			1 SAFE B FF 90 C FF 89 B FF 88 F FS 82 C FF 89 2-3 ② K		3	0	0	0	1	1	1
20 Juan Rivera, R (1, 3) OBP: 0.313, SLG: 0.351		F CU 76 B FF 92 B SI 91 F FF 93 X SL 88 2-2 2, G3-1, 9, E, 11, SF8 1B	S SI 91 B SI 90 X FF 92 1-1 ①② G5-2-3 1-2 2-3 3-Hf			B FF 90 X FF 90 1-0 ① G5-3		1 SAFE F FF 89 S FF 90 1 SAFE 1 SAFE B FF 90 F FF 89 B FF 91 F FF 89 2-3 ③ K		4	1	1	0	0	1	4
9 J.P. Arencibia, R (1, 2) OBP: 0.311, SLG: 0.488		B FF 92 S SL 88 B FF 93 D CH 87 1 SAFE F CU 78 B FF 93 4-2 2, G3-1 1-2 BB	S SL 87 F SL 86 B FF 92 B SL 88 F SL 87 B SL 86 X SL 84 3-2 ③ F9			B CU 77 F CH 86 S FF 91 C FF 93 1-3 ② K			C CU 80 B FC 87 S CU 80 B FF 93 C FF 93 2-3 ① K	3	0	0	0	1	2	2
2 Aaron Hill, R (1, 4) OBP: 0.284, SLG: 0.331		S FF 92 B FF 92 F SL 86 X FF 93 1-2 ① G3-1 1-2 2-3		C CU 77 F SL 86 B SI 92 F FF 91 X CU 78 1-2 11, FC1-6 1B		C FF 92 B SL 88 F SL 87 F FF 90 X CH 85 1-2 ③ P4			C FF 94 B FF 93 F FF 94 X CU 81 1-2 11, 1B 1B	4	0	2	0	0	0	2
11 Rajai Davis, R (1, 8) OBP: 0.321, SLG: 0.417		B CU 79 F CU 78 X FF 93 1-1 ② SF8 3-H		C FF 91 F FF 91 X SL 85 0-2 ① FC1-6, 18 S, 18 1B 1-2f			C SI 94 B SI 94 X FF 94 1-1 ① G6-3		B CU 82 B FF 93 B FF 93 C FF 94 X FF 94 3-1 1-2 1B	3	1	1	1	0	0	1
18 Mike McCoy, R (1, 5) OBP: 0.309, SLG: 0.320 10 Edwin Encarnación, R (9, PH) OBP: 0.275, SLG: 0.342		B FF 91 B SL 84 B FF 91 B FF 92 4-0 5, FC6-4 BB		1 SAFE 1 SAFE 1 SAFE B FF 90 B FF 90 B FF 92 3 SAFE C FF 91 L SI 91 3-2 F SI 91 X SI 91 5, CS 1-H 1B			C SI 95 X FF 94 0-1 ② G6-3		B FC 89 S SL 82 S FF 94 B FF 93 C FF 94 2-3 ② K	2 1	0 0	1 0	1 0	1 0	0 1	0 2

TOP

Toronto Blue Jays @ Baltimore Orioles

Oriole Park at Camden Yards, Baltimore, MD

Sat Jun 04 2011, 7:08 PM - 9:41 PM EDT

Att. 20,086 - Cloudy - 79 F

livebaseballscorecards.com

AB	32
R	3
H	8
RBI	3
BB	4
SO	6
LOB	18

Inning Stats	1	2	3	4	5	6	7	8	9
	R: 1 E: 0 K: 0 S: 11	R: 1 E: 1 K: 0 S: 11	R: 0 E: 0 K: 0 S: 9	R: 1 E: 0 K: 0 S: 14	R: 0 E: 0 K: 0 S: 4	R: 0 E: 0 K: 1 S: 8	R: 0 E: 0 K: 0 S: 5	R: 0 E: 0 K: 3 S: 12	R: 0 E: 0 K: 2 S: 12
	H: 1 LOB: 0 BB: 0 P: 15	H: 1 LOB: 2 BB: 2 P: 23	H: 1 LOB: 2 BB: 2 P: 21	H: 2 LOB: 0 BB: 0 P: 21	H: 0 LOB: 0 BB: 0 P: 8	H: 0 LOB: 0 BB: 0 P: 11	H: 0 LOB: 0 BB: 0 P: 6	H: 1 LOB: 1 BB: 0 P: 18	H: 2 LOB: 2 BB: 0 P: 21

1B: 7	SF: 1
2B: 0	SAC: 0
3B: 0	DP: 1
HR: 1	HBP: 0

WP: 0	PA: 37
PB: 0	
SB: 2	
CS: 1	

PITCHER		IP	WLS	BF	H	R	ER	SO	BB	IBB	HBP	BLK	WP	HR	S	P	ERA	WHIP
34 Jake Arrieta, R ERA: 4.93	(1, 1)	6.0	W	25	5	3	3	1	4	0	0	0	0	1	57	99	4.50	1.500
43 Jim Johnson, R ERA: 2.84	(7, 1)	1.0	H	3	0	0	0	0	0	0	0	0	0	0	5	6	0.00	0.000
19 Koji Uehara, R ERA: 2.55	(8, 1)	1.0	H	4	1	0	0	3	0	0	0	0	0	0	12	18	0.00	1.000
63 Kevin Gregg, R ERA: 3.22	(9, 1)	1.0	S	5	2	0	0	2	0	0	0	0	0	0	12	21	0.00	2.000

PITCHER		IP	WLS	BF	H	R	ER	SO	BB	IBB	HBP	BLK	WP	HR	S	P	ERA	WHIP

BOTTOM

Batter	1	2	3	4	5	6	7	8	9	AB	R	H	RBI	BB	SO	LOB
11 Robert Andino, R (1, 4) OBP: 0.354, SLG: 0.304	C SI 91 B FF 92 S FF 91 F FF 94 X FF 94 1-2 ① G4-3	B SI 94 X FF 94 1-0 ③ L5			C FF 92 X FF 92 0-1 ② F8	C SI 96 X FF 95 0-1 21 FC6 1B		S FF 91 B FC 90 F FF 89 B FF 93 C FF 91 2-3 ③ K		5	0	1	0	0	1	4
21 Nick Markakis, L (1, 9) OBP: 0.308, SLG: 0.314	B FF 94 F FF 94 B FF 95 F SI 94 B SI 94 X SI 93 3-2 ② G3		C SI 90 B FF 93 X SI 91 1-1 25 CS 1B		C FF 92 X CU 79 0-1 10 FC4-6 1B	B FF 93 X SI 92 1-0 ③ FC6 1-2f				4	0	2	0	0	0	1
10 Adam Jones, R (1, 8) OBP: 0.344, SLG: 0.459	X FF 92 0-0 1B		1 SAFE X FF 93 0-0 ① L4		B FF 92 C SI 91 B SI 92 X CH 86 2-1 ③ FC4-6 1-2f		X SI 93 0-0 ① G4-3			4	0	1	0	0	0	2
27 Vladimir Guerrero, R (1, 10) OBP: 0.316, SLG: 0.399	B FF 93 S CH 86 X CH 86 1-1 ③ G4-3		B SI 94 F FF 93 F FF 93 S CH 86 1-3 ② K			X SI 91 0-0 32 1B 25 1B 2 FC5-2 1B	B SI 95 X SI 93 1-0 ② F8			4	0	1	0	0	1	2
25 Derrek Lee, R (1, 3) OBP: 0.315, SLG: 0.350		B FF 90 X FF 93 1-0 32 2B 2 G6-3 1B	1 SAFE 1 SAFE B SI 93 C CH 85 F SI 93 1 SAFE 1-2 ③ CS 1-2	B SI 93 C SI 93 F SI 93 C FF 92 1-3 ① K		F SI 91 X SI 93 0-1 2 FC5-2 12 HR 1-2 1B	B SI 88 B SI 92 C SI 93 S CH 86 X SI 87 2-2 ③ G1-3			4	2	2	0	0	1	0
32 Matt Wieters, S (1, 2) OBP: 0.328, SLG: 0.406		B SI 92 X CH 84 1-0 1-3 2B		C FF 92 S FF 93 B FF 92 B FF 92 F SI 88 F FF 94 F FF 94 S CU 77 2-3 ② K		B SI 93 X FF 93 1-0 2 FC5-2 12 HR 1-2 2-3 1B		X SI 91 0-0 ① P4		4	1	2	0	0	1	0
2 J.J. Hardy, R (1, 6) OBP: 0.345, SLG: 0.447		F SI 90 X CU 75 0-1 ① G6-3 3-H		B FF 91 C SI 92 X CH 86 1-1 12 FC6-4 1B		X SI 93 0-0 ① FC5-2 12 HR 1-2 2-3 3-Hf		B SI 93 B SI 93 B SI 90 B SI 91 4-0 14 BB BB		3	1	1	1	1	0	4
12 Mark Reynolds, R (1, 5) OBP: 0.306, SLG: 0.378		D SI 93 B FF 94 F FF 92 F CH 86 S CU 77 2-3 ② K		F SI 93 1 SAFE B CU 77 X FF 93 1-1 ③ FC6-4 1-2f		X FF 93 0-0 1-H 2-H 3-H HR		C SI 95 B FF 94 1 SAFE S CH 85 B CH 85 F CU 78 S CH 86 2-3 ② K		4	1	1	4	0	2	3
14 Nolan Reimold, R (1, 7) OBP: 0.459, SLG: 0.667 18 Felix Pie, L (8, PR) OBP: 0.259, SLG: 0.329 (9, 7)		B SI 93 S CH 85 D CH 87 B SI 92 B CH 84 4-1 BB			B SI 91 X SI 92 1-0 ① G6-3	X SI 97 0-0 ② G3-1		B SI 92 B CH 85 B FF 93 B SI 93 4-0 1-2 BB		2 0	0 0	0 0	0 0	2 0	0 0	0 0
Inning Stats	R: 0 E: 0 K: 0 S: 10 H: 1 LOB: 1 BB: 0 P: 15	R: 1 E: 0 K: 1 S: 9 H: 2 LOB: 2 BB: 1 P: 18	R: 0 E: 0 K: 1 S: 8 H: 1 LOB: 0 BB: 0 P: 11	R: 0 E: 0 K: 2 S: 13 H: 1 LOB: 1 BB: 0 P: 18	R: 0 E: 0 K: 0 S: 7 H: 1 LOB: 1 BB: 0 P: 10	R: 4 E: 0 K: 0 S: 10 H: 5 LOB: 1 BB: 0 P: 12	R: 0 E: 0 K: 0 S: 5 H: 0 LOB: 0 BB: 0 P: 8	R: 0 E: 0 K: 2 S: 8 H: 0 LOB: 2 BB: 2 P: 20		1B: 9 2B: 1 3B: 0 HR: 1 SF: 0 SAC: 0 DP: 0 HBP: 0		WP: 0 PB: 0 SB: 0 CS: 1 PA: 38		

PITCHER	IP	WLS	BF	H	R	ER	SO	BB	IBB	HBP	BLK	WP	HR	S	P	ERA	WHIP
24 Ricky Romero, L (1, 1) ERA: 3.16	7.2	L	36	11	5	5	5	3	0	0	0	0	1	67	107	5.87	1.826
29 Octavio Dotel, R (8, 1) ERA: 4.91	0.1		1	0	0	0	1	0	0	0	0	0	0	3	5	0.00	0.000

PITCHER	IP	WLS	BF	H	R	ER	SO	BB	IBB	HBP	BLK	WP	HR	S	P	ERA	WHIP

Toronto Blue Jays @ Baltimore Orioles

Oriole Park at Camden Yards, Baltimore, MD

Sat Jun 04 2011, 7:08 PM - 9:41 PM EDT

Att. 20,086 - Cloudy - 79 F

livebaseballscorecards.com

AB	34
R	5
H	11
RBI	5
BB	3
SO	6
LOB	16

Batter	1	2	3	4	5	6	7	8	9	AB	R	H	RBI	BB	SO	LOB
5 Yunel Escobar, R (1, 6) OBP: 0.371, SLG: 0.447	C FF 90 X FF 90 0-1 F8		C SL 80 F SI 89 B SL 82 C SI 91 1-3 K	C SL 82 X SL 82 0-1 1-H 2-H HR		B SI 93 C FF 95 B CU 80 F FF 94 X CU 78 2-2 G5-4-3 1-2f			B FF 94 B FF 93 X FF 90 2-0 G6-3	5	1	1	3	0	1	1
16 Corey Patterson, L (1, 7) OBP: 0.319, SLG: 0.460	C X CU 73 0-1 F8		B SI 89 C SI 88 X CH 84 1-1 19 BB 26 1B 1B	S SI 89 B CU 73 F SI 89 S SL 82 1-3 K			C FF 93 S FS 85 B FS 87 S FS 85 1-3 K		F FF 94 S SL 84 C FF 94 0-3 K	5	1	1	0	0	3	0
19 José Bautista, R (1, 9) OBP: 0.498, SLG: 0.740	B CU 75 B FF 93 S SL 82 B SL 83 F SI 94 B SI 94 4-2 26 1B 2 1B BB		B SL 78 B SI 90 B FF 90 B SI 91 4-0 26 1B 1-2 BB		S CH 82 B SI 91 B CH 82 X SI 89 2-1 G6-3		B FF 95 C FS 85 S CU 79 B FS 84 B FS 86 X CU 78 3-2 F7		B SL 86 X SL 85 1-0 G6-3	3	1	0	0	2	0	0
26 Adam Lind, L (1, 3) OBP: 0.358, SLG: 0.563	B SI 92 B SL 83 B SI 91 C SI 91 F SI 90 X SI 94 3-2 2 1B 1-3 1B		C CU 74 X CH 84 0-1 2 G5-4-3 1-3 2-H 1B		B SL 82 F SI 89 X SL 83 1-1 HR		C CU 79 B SI 95 S FS 86 F SI 94 X FS 86 1-2 HR			4	2	4	3	0	0	0
2 Aaron Hill, R (1, 4) OBP: 0.283, SLG: 0.329	B SI 93 C SI 92 C FF 94 F FF 93 X FF 94 1-2 1-3 3-H 1B		X CH 83 0-0 G5-4-3 1-2f		B SI 90 C CH 83 F SI 90 X CU 73 1-2 P4		C FF 95 B FC 89 X FF 95 1-1 P4			4	0	1	1	0	0	2
10 Edwin Encarnación, R (1, 10) OBP: 0.287, SLG: 0.365		C SI 87 B SL 80 F CH 87 X SI 91 1-2 2B	B SI 90 X SI 90 1-0 8 BB 5 HR 1B		B SL 79 S SI 89 B FF 90 X SL 81 2-1 2B			F FF 94 C CU 76 B FF 94 B FF 93 F FS 84 F FF 94 S CU 80 2-3 K		4	1	3	0	0	1	0
11 Rajai Davis, R (1, 8) OBP: 0.314, SLG: 0.406		L SI 89 B SL 82 B SI 91 F SI 91 X SL 84 2-2 P4	S SL 83 1 SAFE B SL 82 C FF 91 X SL 83 1-2 F7		C CU 72 S SL 80 X FF 90 0-2 P4			F CU 79 C CU 79 X FF 94 0-2 P4		4	0	0	0	0	0	3
8 José Molina, R (1, 2) OBP: 0.405, SLG: 0.455		C SI 89 X SL 81 0-1 G6-3	1 SAFE B CH 83 B FF 90 F SL 82 B SI 90 B SI 91 4-1 5 HR 1-2 BB			F FF 94 B FF 95 X FF 94 1-1 5 G5-4-3 1B		B FF 94 B SI 95 C FF 94 B CU 80 B FF 95 4-1 28 S BB		2	1	1	0	2	0	1
28 Jayson Nix, R (1, 5) OBP: 0.257, SLG: 0.341		C FC 90 B FF 92 F SI 91 C SL 84 1-3 K	X SI 91 0-0 P3			B FF 94 S FF 94 F FF 94 B FS 85 S FF 93 2-3 K		B FF 94 B FC 88 F FF 94 X FF 94 2-1 P5 1-2		4	0	0	0	0	2	5
Inning Stats	R: 1 E: 0 K: 0 S: 14 H: 2 LOB: 2 BB: 1 P: 22	R: 0 E: 0 K: 1 S: 11 H: 1 LOB: 1 BB: 0 P: 15	R: 1 E: 0 K: 1 S: 8 H: 2 LOB: 1 BB: 1 P: 14	R: 3 E: 0 K: 1 S: 11 H: 2 LOB: 0 BB: 1 P: 18	R: 1 E: 0 K: 0 S: 12 H: 2 LOB: 1 BB: 0 P: 18	R: 0 E: 0 K: 1 S: 8 H: 1 LOB: 0 BB: 0 P: 13	R: 1 E: 0 K: 1 S: 12 H: 1 LOB: 0 BB: 0 P: 18	R: 0 E: 0 K: 1 S: 11 H: 0 LOB: 1 BB: 1 P: 19	R: 0 E: 0 K: 1 S: 5 H: 0 LOB: 0 BB: 0 P: 8	1B: 6 2B: 2 3B: 0 HR: 3 SF: 0 SAC: 0 DP: 2 HBP: 0						

PITCHER		IP	WLS	BF	H	R	ER	SO	BB	IBB	HBP	BLK	WP	HR	S	P	ERA	WHIP
46 Jeremy Guthrie, R ERA: 3.71	(1, 1)	5.0	L	25	9	6	6	3	3	0	0	0	0	2	56	87	10.80	2.400
55 Alfredo Simon, R ERA: 3.72	(6, 1)	3.0		11	2	1	1	3	1	0	0	0	0	1	31	50	3.00	1.000
51 Michael Gonzalez, L ERA: 7.36	(9, 1)	1.0		3	0	0	0	1	0	0	0	0	0	0	5	8	0.00	0.000

PITCHER	IP	WLS	BF	H	R	ER	SO	BB	IBB	HBP	BLK	WP	HR	S	P	ERA	WHIP

TOP

Toronto Blue Jays @ Baltimore Orioles

Oriole Park at Camden Yards, Baltimore, MD

Sun Jun 05 2011, 1:38 PM - 4:13 PM EDT

Att. 25,431 - Overcast - 78 F

livebaseballscorecards.com

AB	35
R	7
H	11
RBI	7
BB	4
SO	7
LOB	12

WP: 0 PA: 39
PB: 0
SB: 1
CS: 0

BOTTOM

Toronto Blue Jays @ Baltimore Orioles

Oriole Park at Camden Yards, Baltimore, MD

Sun Jun 05 2011, 1:38 PM - 4:13 PM EDT

Att. 25,431 - Overcast - 78 F

livebaseballscorecards.com

Batter	1	2	3	4	5	6	7	8	9	AB	R	H	RBI	BB	SO	LOB
11 Robert Andino, R (1, 4) OBP: 0.356, SLG: 0.315	B SI 90 X SI 89 1-0 10 1B 27 2B 1B	C FF 89 X FF 91 0-1 ③ P4			B CH 82 F FF 90 F CH 81 F FF 89 X FF 89 1-2 1-3 2B		C FF 90 B FC 90 F SL 85 F FC 89 B CU 75 X FF 92 2-2 ② F9		B FC 89 C FC 89 B SL 86 S SL 84 B SL 86 C SL 83 3-3 ③ K 1-2	5	1	2	0	0	1	3
21 Nick Markakis, L (1, 9) OBP: 0.303, SLG: 0.310	1 SAFE B SI 90 1 SAFE B FF 89 C FF 89 D SI 90 F FF 91 F FF 90 1 SAFE 3-2 ① X SL 83 F8		B FF 89 B FF 90 C FF 90 X SI 90 2-1 ① F7		X FF 89 0-0 ② SF7 3-H		C FF 92 B CU 77 X FC 90 1-1 ③ G4-1			3	0	0	1	0	0	2
10 Adam Jones, R (1, 8) OBP: 0.342, SLG: 0.455	C FF 90 X FF 89 0-1 27 2B 25 G5-3 1-2 1B		B FF 91 C CH 84 S SL 84 X FF 91 1-2 ② G5-3		C FF 88 X CH 83 0-1 ③ P3			X FF 91 0-0 ① L6-3		4	1	1	0	0	0	1
27 Vladimir Guerrero, R (1, 10) OBP: 0.319, SLG: 0.403	S FF 90 X FF 90 0-1 25 G5-3 1-3 2-H 2B		S SI 91 F SI 91 F SL 82 X FF 89 0-2 ③ G4-3			B CH 81 B SL 82 F SI 90 C SI 90 B FF 89 B FF 88 4-2 2 BB BB		B SL 84 X FF 92 1-0 ② G1-3		3	0	1	1	1	0	0
25 Derrek Lee, R (1, 3) OBP: 0.308, SLG: 0.341	B CH 83 X SL 84 1-0 ② G5-3 2-3 3-H			F SI 89 C FF 88 F SL 81 X SL 81 0-2 ① L5		X SI 90 0-0 ① F9		C FF 93 C FF 92 T FF 93 0-2 ③ K		4	0	0	1	0	1	2
2 J.J. Hardy, R (1, 6) OBP: 0.342, SLG: 0.434	B SI 89 F CH 84 X FF 89 1-1 ③ G5-3			F SI 89 S FF 90 B SL 84 F FF 90 F FF 91 F SI 92 C CU 78 1-3 ② K		B SI 89 B SI 90 B SI 90 B FF 90 4-0 12 G5-4-3 1-2 BB			B FF 89 C FF 89 B SL 84 X FC 89 2-1 ① F7	3	0	0	0	1	1	1
12 Mark Reynolds, R (1, 5) OBP: 0.305, SLG: 0.392		S SI 90 S SL 83 C FF 90 0-3 ① K		F CH 83 F FF 91 X SL 83 0-2 ③ F8		C SL 83 D SL 82 C CH 82 F FF 90 X SL 84 1-2 ②③ G5-4-3 1-2f			B FF 90 C SL 85 B SL 83 B FF 90 X FF 90 3-1 HR	4	1	1	1	0	1	2
14 Nolan Reimold, R (1, 7) OBP: 0.450, SLG: 0.625 18 Felix Pie, L (9, PH) OBP: 0.256, SLG: 0.326		C CH 83 B SL 83 X CH 83 1-1 ② G6-3			B SI 90 C SI 89 C FF 90 S FF 88 1-3 ① K		B SI 89 B SI 89 B SI 89 C FF 90 B FF 90 4-1 15 FC6-4 BB		C FF 89 B FF 89 B SL 86 C FC 89 F SL 85 F SL 85 B CU 73 X SL 85 3-2 ② G4-3	2 1	0 0	0 0	0 0	1 0	1 0	0 0
15 Craig Tatum, R (1, 2) OBP: 0.545, SLG: 0.375 32 Matt Wieters, S (9, PH) OBP: 0.332, SLG: 0.406		B SI 91 S CH 83 F SL 84 B CH 83 B SL 85 B SI 92 4-2 BB			X SI 89 0-0 11 2B 21 SF7 1B		B SI 89 B CH 82 C SI 90 X SI 89 2-1 ① FC6-4 1-2f		B CU 73 B FF 90 C FF 90 B FF 89 B FF 90 4-1 11 DI BB	2 0	1 0	1 0	0 0	1 1	0 0	1 0
Inning Stats	R: 2 E: 0 K: 0 S: 12 H: 3 LOB: 1 BB: 0 P: 18	R: 0 E: 0 K: 1 S: 9 H: 0 LOB: 1 BB: 1 P: 14	R: 0 E: 0 K: 0 S: 9 H: 0 LOB: 0 BB: 0 P: 12	R: 0 E: 0 K: 1 S: 13 H: 0 LOB: 0 BB: 0 P: 14	R: 1 E: 0 K: 1 S: 11 H: 2 LOB: 1 BB: 0 P: 13	R: 0 E: 0 K: 0 S: 7 H: 0 LOB: 1 BB: 2 P: 16	R: 0 E: 0 K: 0 S: 9 H: 0 LOB: 1 BB: 1 P: 18	R: 0 E: 0 K: 1 S: 5 H: 0 LOB: 0 BB: 0 P: 6	R: 1 E: 0 K: 1 S: 13 H: 1 LOB: 1 BB: 1 P: 28	1B: 3 2B: 2 3B: 0 HR: 1 SF: 1 SAC: 0 DP: 1 HBP: 0						

	AB	31
	R	4
	H	6
	RBI	4
	BB	5
	SO	5
	LOB	12

PITCHER		IP	WLS	BF	H	R	ER	SO	BB	IBB	HBP	BLK	WP	HR	S	P	ERA	WHIP
37 Jo-Jo Reyes, L ERA: 4.16	(1, 1)	6.1	W	27	5	3	3	3	4	0	0	0	0	0	64	96	4.26	1.421
44 Casey Janssen, R ERA: 1.88	(7, 1)	0.2		2	0	0	0	0	0	0	0	0	0	0	6	9	0.00	0.000
54 Jason Frasor, R ERA: 2.19	(8, 1)	1.0		3	0	0	0	1	0	0	0	0	0	0	5	6	0.00	0.000
60 Jon Rauch, R ERA: 3.8	(9, 1)	1.0		5	1	1	1	1	1	0	0	0	0	1	13	28	9.00	2.000

PITCHER	IP	WLS	BF	H	R	ER	SO	BB	IBB	HBP	BLK	WP	HR	S	P	ERA	WHIP

Batter	1	2	3	4	5	6	7	8	9	10	11	AB	R	H	RBI	BB	SO	LOB
5 Yunel Escobar, R (1, 6) OBP: 0.363, SLG: 0.437	X SI 96 0-0 ① G1-3			C FF 95 B SL 79 X SL 79 1-1 E5 16 G6-3 16 WP 19 G6-3		1 SAFE X CU 79 0-0 ①② G4-3 1-2f	B SL 86 B SL 87 B FF 95 C FF 95 X FF 95 3-1 ③ F8		X SI 96 0-0 ②③ G4-6-3 1-2f			5	1	0	0	0	0	5
16 Corey Patterson, L (1, 7) OBP: 0.317, SLG: 0.451	C SI 95 B SI 96 X CH 88 1-1 ② F9			L SI 95 1 SAFE F SL 88 B SI 97 B FF 96 X CH 87 2-2 ① G6-3 1-3		B SI 94 B CH 87 B SI 96 B FF 92 4-0 19 S BB		B CU 74 X FF 93 1-0 ① L9		C FC 92 C FF 93 X CU 70 0-2 ① G1-3		4	0	0	0	1	0	1
19 José Bautista, R (1, 9) OBP: 0.496, SLG: 0.730	B FF 97 C FF 96 C SL 88 B SL 89 X SL 89 2-2 ③ G5-3			C SL 89 B SI 96 C CH 88 F SL 90 X SL 89 1-2 ② G6-3 3-H		**B SL 88** **1 SAFE** 1 SAFE C SL 88 **B SL 89** 1 SAFE C CH 88 B SL 90 B SL 89 4-2 1-2 BB		C SL 86 B SL 85 S SL 87 B SL 86 X SL 86 2-2 26 BB 1B		B FF 93 F SL 82 X FF 91 1-1 ② P6		4	0	1	1	1	0	0
26 Adam Lind, L (1, 10) OBP: 0.353, SLG: 0.547		C FF 95 X SL 87 0-1 ① F8		B CU 80 B SL 88 B CH 86 C SI 95 C SI 96 F SL 89 S SL 89 3-3 ③ K		B SL 87 F SL 87 S SI 96 C SI 96 1-3 ③ K		B FF 95 B FF 95 C FF 94 1 SAFE B FF 95 D SL 87 4-1 1-2 BB		B FF 93 C FF 91 X FC 92 1-1 E6		4	0	0	0	1	2	2
20 Juan Rivera, R (1, 3) OBP: 0.311, SLG: 0.347		C SL 79 X FF 96 0-1 ② F8			C CU 77 F SL 86 F FF 96 B FF 96 S SI 96 1-3 ① K	B CU 76 B SL 86 C FF 93 B SI 96 X SI 94 3-1 9 1B 2 FC5-4 1B		C SI 96 B FF 96 2 SAFE C SL 87 F SL 89 S SI 97 1-3 ② K		F FF 92 1 SAFE B FF 91 C SL 81 F FF 94 C FC 89 1-3 ③ K		5	1	1	0	0	3	3
9 J.P. Arencibia, R (1, 2) OBP: 0.308, SLG: 0.479		B FF 96 F SI 96 X SL 88 1-1 ③ G5-3			F SL 86 S SL 88 B SL 88 X SL 89 1-2 ② G5-3	1 SAFE C FF 94 **B SL 86** 1 SAFE X SL 86 1-1 2 FC5-4 **1-3** 1B	S SL 87 D SL 87 B FF 96 B SL 88 C SI 98 S SL 90 3-3 ③ K			B FF 91 X SL 79 1-0 ① P5		5	0	1	0	0	1	2
2 Aaron Hill, R (1, 4) OBP: 0.286, SLG: 0.327			C FF 94 X CU 78 0-1 ① F8		C CU 78 B SI 95 B SI 96 F SL 86 F SI 95 F SL 88 B SL 87 B FF 96 4-2 11 S BB	B FF 95 B SL 86 F SI 96 B SI 95 X SL 88 3-1 ① FC5-4 11 G1-3 1-2f 3-H		F SI 94 B SI 96 F SL 86 X SI 97 1-2 10 BB 1B		B SL 82 C SL 79 B FF 92 F FF 88 B FC 92 X SL 82 3-2 ② F7		4	0	1	1	1	0	1
11 Rajai Davis, R (1, 8) OBP: 0.305, SLG: 0.394			B SL 88 F SL 87 X SL 88 1-1 ② G1-3		S FF 96 F SL 88 S SL 88 0-3 ③ K 1-2	P PO 92 C SL 84 B FF 95 X SI 96 2-1 ② G1-3 1-2			1 SAFE L SI 95 L SI 95 1 SAFE X SL 89 0-2 ① F9		C FC 92 F FF 92 B CU 67 X SL 82 1-2 ③ G5-3		5	0	0	0	0	1	3
28 Jayson Nix, R (1, 5) OBP: 0.269, SLG: 0.344 10 Edwin Encarnación, R (9, PH) OBP: 0.291, SLG: 0.365 18 Mike McCoy, R (9, PR) OBP: 0.309, SLG: 0.320 (9, 5)			B SI 94 C SL 87 X SL 88 1-1 ③ P5			F FF 94 X SI 95 0-1 5 G4-3 1B	H SL 87 1-0 HBP		1 SAFE B SI 96 B SL 88 B SI 96 B SI 96 4-0 5 G4-6-3 1-2 BB			2 0 0	0 0 0	1 0 0	0 1 0	0 0 0	0 0 0	0 0 0

Inning Stats	1	2	3	4	5	6	7	8	9	10	11
	R: 0 E: 0 K: 0 S: 6	H: 0 LOB: 0 BB: 0 P: 9	R: 0 E: 0 K: 0 S: 6	H: 0 LOB: 0 BB: 0 P: 7	R: 0 E: 0 K: 0 S: 6	H: 0 LOB: 0 BB: 0 P: 8	R: 1 E: 1 K: 1 S: 13	H: 0 LOB: 0 BB: 0 P: 20	R: 0 E: 0 K: 2 S: 14	H: 0 LOB: 1 BB: 1 P: 20	R: 0 E: 0 K: 1 S: 8	H: 1 LOB: 2 BB: 2 P: 17	R: 1 E: 0 K: 0 S: 11	H: 2 LOB: 2 BB: 0 P: 23	R: 0 E: 0 K: 2 S: 12	H: 1 LOB: 2 BB: 1 P: 23	R: 0 E: 0 K: 0 S: 7	H: 1 LOB: 2 BB: 1 P: 12	R: 0 E: 1 K: 1 S: 11	H: 0 LOB: 1 BB: 0 P: 14	R: 0 E: 0 K: 0 S: 7	H: 0 LOB: 0 BB: 0 P: 12

PITCHER		IP	WLS	BF	H	R	ER	SO	BB	IBB	HBP	BLK	WP	HR	S	P	ERA	WHIP
59 Felipe Paulino, R ERA: 3.82	(1, 1)	6.2		27	3	2	1	4	3	0	1	0	1	0	62	99	1.35	0.900
56 Greg Holland, R ERA:	(7, 1)	0.2		4	1	0	0	0	1	0	0	0	0	0	7	17	0.00	3.000
43 Aaron Crow, R ERA: 1.52	(8, 1)	1.2		6	1	0	0	2	1	0	0	0	0	0	14	23	0.00	1.200
48 Joakim Soria, R ERA: 5.33	(10, 1)	2.0	W	7	0	0	0	1	0	0	0	0	0	0	18	26	0.00	0.000

PITCHER	IP	WLS	BF	H	R	ER	SO	BB	IBB	HBP	BLK	WP	HR	S	P	ERA	WHIP

TOP

Toronto Blue Jays @ Kansas City Royals

Kauffman Stadium, Kansas City, MO

Mon Jun 06 2011, 7:11 PM - 10:54 PM CDT

Att. 12,194 - Clear - 91 F

livebaseballscorecards.com

AB	38
R	2
H	5
RBI	2
BB	5
SO	7
LOB	17

1B: 5	SF: 0	WP: 1	PA: 44
2B: 0	SAC: 0	PB: 0	
3B: 0	DP: 2	SB: 2	
HR: 0	HBP: 1	CS: 0	

Batter	1	2	3	4	5	6	7	8	9	10	11	AB	R	H	RBI	BB	SO	LOB
4 Alex Gordon, L (1, 7) OBP: 0.349, SLG: 0.467	B FF 96 X FF 95 1-0 P6		B FF 93 B FF 94 F FF 94 B SI 94 X SI 94 3-1 F8		L SL 86 T SL 88 B FF 97 B FF 95 F FF 96 S SL 89 2-3 K		C SL 83 B SI 93 1 SAFE B SI 92 B SL 85 B SI 93 4-1 35 BB 53 BB 1-2 BB		F FF 93 B FF 94 F FC 92 B FC 88 F FF 93 S CU 77 2-3 K		I IN 82 I IN 88 I IN 88 I IN 86 4-0 35 1B IBB	4	0	0	0	2	2	0
53 Melky Cabrera, S (1, 8) OBP: 0.317, SLG: 0.435	B FF 95 C FF 94 B FS 89 B FF 95 B FF 94 4-1 21 S BB		B FF 94 C SL 88 B KC 79 F SI 96 B FF 96 X SL 89 3-2 G4-3			F FF 92 B FF 93 B FF 93 X FF 94 2-1 16 BB 1B	B SI 94 B SI 94 B SI 93 B SI 94 4-0 35 BB 1-2 2-3 BB			C FF 93 F FF 93 F CH 86 X FF 93 0-2 G4-3	X FF 97 0-0 L5	4	0	1	0	2	0	3
35 Eric Hosmer, L (1, 3) OBP: 0.338, SLG: 0.496	B FF 93 1 SAFE 1 SAFE S FF 93 F FF 94 1 SAFE S FF 96 1-3 K			B KC 79 C FF 90 F FF 94 X SL 88 1-2 E6 13 3B		M FF 92 1 SAFE 1 SAFE S FF 93 F FF 96 S FF 95 0-3 K	B SL 86 B SL 85 B SI 93 B SI 93 4-0 1-2 2-3 3-H BB			X CH 88 0-0 16 BB 1B	X CU 81 0-0 1-2 2-3 3-H	5	1	2	2	1	2	2
21 Jeff Francoeur, R (1, 9) OBP: 0.312, SLG: 0.470	B SL 88 1 SAFE B FF 95 S FF 94 F FF 96 F SL 89 X SL 91 2-2 F8 1-2			F SL 86 B FF 94 1 SAFE B FF 92 X SL 86 2-1 F9		1 SAFE X FF 95 0-0 L7	F FF 92 F FC 92 X FF 94 0-2 F8			B FF 93 B FF 94 X CH 87 2-0 L8		5	0	0	0	0	0	7
16 Billy Butler, R (1, 10) OBP: 0.402, SLG: 0.421		B FF 93 B FF 93 B FF 93 C FF 94 F FF 94 C SL 88 3-3 K		B FF 94 S SI 91 X SL 86 1-1 F9		1 SAFE P PO 89 1 SAFE B SL 88 B SL 88 C FF 97 B SL 88 4-1 1-2 BB		F FF 93 B FF 92 B FC 91 X FF 92 2-1 G6-3		1 SAFE B FF 94 1 SAFE B FF 94 S CH 88 B FF 94 B SL 84 4-1 13 FC6-4 1-2 BB		3	0	0	0	2	1	1
13 Mike Aviles, R (1, 5) OBP: 0.267, SLG: 0.407		B FF 94 B FF 95 B FF 95 B FF 95 4-0 17 G4-3 17 S BB		C SL 85 B FF 95 X FF 94 1-1 1-H 3B		C SL 87 B SL 86 B FF 95 F SL 86 X SL 88 2-2 F8	C FF 93 B FF 92 B FC 92 B FF 90 X FC 91 3-1 F8			B FF 94 C FF 94 X FF 95 1-1 FC6-4 1-2f		4	0	1	1	1	0	4
17 Chris Getz, L (1, 4) OBP: 0.321, SLG: 0.290		B FF 93 C FF 94 1 SAFE 1 SAFE B FF 92 F FF 94 B FF 95 X FF 96 3-2 G4-3 1-3		L FF 95 F FF 95 X FF 96 0-2 F7			C SI 89 B SI 89 X CH 84 1-1 F9	C FC 93 B FC 91 X FC 93 1-1 G6-3			C FF 95 X FF 96 0-1 2 SH1-4 3 1B 35 1B 1B	5	1	1	0	0	0	2
15 Matt Treanor, R (1, 2) OBP: 0.359, SLG: 0.299 12 Mitch Maier, L (9, PH) OBP: 0.467, SLG: 0.458 3 Brayan Peña, S (10, 2) OBP: 0.287, SLG: 0.378		C FF 96 B FF 97 S SL 88 S SL 88 1-3 K		B FF 93 B FF 94 X FF 94 2-0 P3			B SI 89 S SI 89 C SI 90 X SL 82 1-2 53 BB 4 BB 35 BB 1B		C FC 92 C FF 94 B FF 93 B FF 93 F FC 92 F CU 77 F FF 93 C FF 92 2-3 K		M FF 95 C CU 79 F FF 97 B CU 78 X FF 96 1-2 35 1B 2 SH1-4 1-2 1B	3 1 1	1 0 0	1 0 1	0 0 0	0 1 0	1 1 0	1 0 0
2 Alcides Escobar, R (1, 6) OBP: 0.237, SLG: 0.236			C FF 90 B FF 92 X SI 91 1-1 G5-3		C FF 93 F SL 88 X FF 96 0-2 P3		1 SAFE C SI 90 S SI 90 B SI 89 1 SAFE S SI 89 1-3 K		C FF 94 X FF 93 0-1 G4-3		L FF 97 X CU 80 0-1 1-2 2-3 SH1-4	4	0	0	0	0	1	1
Inning Stats	R: 0 E: 0 K: 1 S: 9 H: 0 LOB: 1 BB: 1 P: 17	R: 0 E: 0 K: 2 S: 9 H: 0 LOB: 1 BB: 1 P: 20	R: 0 E: 0 K: 0 S: 7 H: 0 LOB: 0 BB: 0 P: 14	R: 1 E: 1 K: 0 S: 12 H: 1 LOB: 1 BB: 0 P: 17	R: 0 E: 0 K: 1 S: 8 H: 0 LOB: 0 BB: 0 P: 12	R: 0 E: 0 K: 1 S: 12 H: 1 LOB: 2 BB: 1 P: 19	R: 1 E: 0 K: 1 S: 12 H: 1 LOB: 3 BB: 3 P: 27	R: 0 E: 0 K: 0 S: 6 H: 0 LOB: 0 BB: 0 P: 12	R: 0 E: 0 K: 2 S: 12 H: 0 LOB: 0 BB: 0 P: 16	R: 0 E: 0 K: 0 S: 9 H: 1 LOB: 2 BB: 1 P: 16	R: 1 E: 0 K: 0 S: 10 H: 3 LOB: 3 BB: 1 P: 15	1B: 6 2B: 0 3B: 1 HR: 0 SF: 0 SAC: 1 DP: 0 HBP: 0	WP: 0 PB: 0 SB: 2 CS: 0 PA: 48					

PITCHER		IP	WLS	BF	H	R	ER	SO	BB	IBB	HBP	BLK	WP	HR	S	P	ERA	WHIP
23 Brandon Morrow, R ERA: 4.5	(1, 1)	6.0		24	2	1	0	5	3	0	0	0	0	0	57	99	0.00	0.833
57 Shawn Camp, R ERA: 4.45	(7, 1)	0.2	H	3	1	1	1	1	0	0	0	0	0	0	8	11	13.50	1.500
34 Marc Rzepczynski, L ERA: 2.42	(7, 1)	0.0	B	3	0	0	0	0	3	0	0	0	0	0	1	13	∞	∞
29 Octavio Dotel, R ERA: 4.5	(7, 1)	1.1		4	0	0	0	0	0	0	0	0	0	0	9	15	0.00	0.000
44 Casey Janssen, R ERA: 1.8	(9, 1)	1.0		3	0	0	0	2	0	0	0	0	0	0	12	16	0.00	0.000

PITCHER		IP	WLS	BF	H	R	ER	SO	BB	IBB	HBP	BLK	WP	HR	S	P	ERA	WHIP
54 Jason Frasor, R ERA: 2.1	(10, 1)	1.0		5	1	0	0	0	1	0	0	0	0	0	9	16	0.00	2.000
50 Frank Francisco, R ERA: 6.06	(11, 1)	0.2	L	6	3	1	1	0	0	1	0	0	0	0	10	15	13.50	4.500

BOTTOM

Toronto Blue Jays @ Kansas City Royals

Kauffman Stadium, Kansas City, MO

Mon Jun 06 2011, 7:11 PM - 10:54 PM CDT

Att. 12,194 - Clear - 91 F

livebaseballscorecards.com

AB	39
R	3
H	7
RBI	3
BB	8
SO	8
LOB	21

Batter	1	2	3	4	5	6	7	8	9	AB	R	H	RBI	BB	SO	LOB
5 Yunel Escobar, R (1, 6) OBP: 0.364, SLG: 0.438	C SI 91 F SI 91 B SL 85 B SI 91 B SI 91 F SI 91 X FF 93 3-2 16 S 16 E 1B	F FF 93 X SI 93 0-1 ② G6-3			P PO 85 1 SAFE X SI 92 1-0 16 SH 1-H 26 SF9 2B		C SL 80 B SL 81 F FF 90 S FF 91 1-3 ② K		B FF 96 X SI 96 1-0 ② L8	2	1	1	0	0	0	1
18 Mike McCoy, R (4, 6) OBP: 0.310, SLG: 0.340										3	1	1	1	0	1	0
16 Corey Patterson, L (1, 7) OBP: 0.311, SLG: 0.443	L FF 93 B KC 79 X SL 84 1-1 ① F8 1-H	B KC 78 2 SAFE 1-0 ③ PO 2-3	B SI 92 X CH 84 1-0 ① F9		L FF 92 X SL 82 0-1 SH 2-3		S FF 93 S FF 94 F FF 95 S CU 75 0-3 ③ K		X FF 95 0-0 ③ F7	4	0	0	0	0	1	0
19 José Bautista, R (1, 9) OBP: 0.500, SLG: 0.727	B SL 85 B SL 85 C FF 93 F FF 93 B FF 93 F SL 85 X SI 93 3-2 26 HR 1B		C SI 94 B SL 85 B SI 94 B SL 85 B FF 94 4-1 BB		S SL 84 F SL 84 F SL 84 X SI 92 0-2 ① P4			B FF 94 B CH 83 F FF 92 B FF 95 B FF 94 4-1 26 FC4-6 BB		2	1	1	0	2	0	2
26 Adam Lind, L (1, 3) OBP: 0.350, SLG: 0.563	1 SAFE C KC 80 F KC 80 F FF 93 1 SAFE B FF 94 X CH 86 1-2 1-H HR		F SI 93 B SI 92 F FF 92 1 SAFE X SL 86 1-2 ② F9		B SL 84 B SI 92 X SL 86 2-0 ② SF9 3-H			B FF 93 F FF 94 B FF 94 B FF 93 1 SAFE F FF 94 X FF 93 3-2 ① FC4-6 9 HR 1-2f		3	2	1	3	0	0	2
9 J.P. Arencibia, R (1, 2) OBP: 0.307, SLG: 0.491	X SI 92 0-0 ② F7		B SL 85 S SL 85 B FF 94 B SL 85 1 SAFE F FF 95 S SL 87 3-3 ③ K		1 SAFE C FF 93 F SL 85 S SL 86 0-3 ③ K			B CU 74 D FF 94 B FF 93 C FF 93 S FF 93 F FF 93 X FF 94 3-2 1-H HR		4	1	1	2	0	2	2
2 Aaron Hill, R (1, 4) OBP: 0.286, SLG: 0.326	C FF 93 S SL 86 S SL 86 0-3 ③ K			C FF 92 F SI 93 B FF 93 B SI 92 X SL 85 2-2 ① G6-3		C FF 92 B SI 92 F SL 86 X FF 94 1-2 11 FC5-4 1B		B CH 83 C CH 83 F FF 93 X CH 84 1-2 ② F9		4	0	1	0	0	1	0
10 Edwin Encarnación, R (1, 10) OBP: 0.296, SLG: 0.371		C SI 92 X FF 93 0-1 11 SH5-4 28 2B 2B		C KC 80 X SI 94 0-1 ② G6-3		F FF 89 F SL 80 X SL 78 0-2 ① F9		B CU 76 B CH 83 B FF 91 B FF 92 4-0 BB		3	1	1	0	1	0	1
11 Rajai Davis, R (1, 8) OBP: 0.299, SLG: 0.387		X SI 92 0-0 ① SH5-4 2-3		X SI 93 0-0 ③ G4-3		S SL 78 B SL 79 1 SAFE 1 SAFE S SL 81 X SL 82 1-2 ② FC5-4 28 CS 1-2f		B FF 96 B FF 96 B FF 95 C FF 92 F FF 95 X SL 86 3-2 ③ G1-3		3	0	0	0	0	0	2
28 Jayson Nix, R (1, 5) OBP: 0.278, SLG: 0.361		X SL 84 0-0 16 PO 3-H 2B			B SL 82 X SL 84 1-0 18 2B 1B	1 SAFE 1 SAFE C SL 80 S SL 80 B FF 91 1-2 ③ CS 1-2	S FF 88 B SL 80 S SL 81 S SL 81 1-3 ① K		B FF 96 B SL 89 C FF 96 F FF 96 F SL 88 X FF 96 2-2 ① G6-3	4	1	2	1	0	1	0
Inning Stats	R: 3 E: 0 K: 1 S: 18 H: 3 LOB: 0 BB: 0 P: 26	R: 1 E: 0 K: 0 S: 6 H: 2 LOB: 0 BB: 0 P: 7	R: 0 E: 0 K: 1 S: 8 H: 0 LOB: 1 BB: 1 P: 17	R: 0 E: 0 K: 0 S: 6 H: 0 LOB: 0 BB: 0 P: 8	R: 2 E: 0 K: 1 S: 13 H: 2 LOB: 1 BB: 0 P: 16	R: 0 E: 0 K: 0 S: 11 H: 1 LOB: 0 BB: 0 P: 14	R: 0 E: 0 K: 3 S: 10 H: 0 LOB: 0 BB: 0 P: 12	R: 2 E: 0 K: 0 S: 14 H: 1 LOB: 1 BB: 2 P: 32	R: 0 E: 0 K: 0 S: 6 H: 0 LOB: 0 BB: 0 P: 9	1B: 4 2B: 3 3B: 0 HR: 2 SF: 1 SAC: 2 DP: 0 HBP: 0						

TOP

Toronto Blue Jays @ Kansas City Royals

Kauffman Stadium, Kansas City, MO

Tue Jun 07 2011, 7:12 PM - 10:06 PM CDT

Att. 16,539 - Clear - 89 F

livebaseballscorecards.com

AB	32
R	8
H	9
RBI	7
BB	3
SO	6
LOB	10

WP: 0 PB: 0 SB: 1 CS: 1 PA: 40

PITCHER		IP	WLS	BF	H	R	ER	SO	BB	IBB	HBP	BLK	WP	HR	S	P	ERA	WHIP
32 Vin Mazzaro, R ERA: 17.47	(1, 1)	5.0	L	24	8	6	6	3	1	0	0	0	0	1	54	78	10.80	1.800
31 Louis Coleman, R ERA: 2.7	(6, 1)	1.2		4	0	0	0	2	0	0	0	0	0	0	14	18	0.00	0.000
55 Tim Collins, L ERA: 3.24	(7, 1)	1.0		6	1	2	2	1	2	0	0	0	0	1	15	30	18.00	3.000
38 Blake Wood, R ERA: 2.7	(8, 1)	1.1		4	0	0	0	0	0	0	0	0	0	0	9	15	0.00	0.000

BOTTOM

Toronto Blue Jays @ Kansas City Royals

Kauffman Stadium, Kansas City, MO

Tue Jun 07 2011, 7:12 PM - 10:06 PM CDT

Att. 16,539 - Clear - 89 F

livebaseballscorecards.com

Batter	1	2	3	4	5	6	7	8	9	AB	R	H	RBI	BB	SO	LOB
4 Alex Gordon, L (1, 7) OBP: 0.350, SLG: 0.463	2-1 53 WP; 21 1B; 1B		2-1 G3-1 ①	4-2 1-2 BB		1-3 K ②		3-3 K ③		4	1	1	0	1	2	3
53 Melky Cabrera, S (1, 8) OBP: 0.319, SLG: 0.434	3-2 F7 ① 1-2		2-1 G6-3 ②	2 SAFE; 0-0 PO ③ 2-3	2-1 21 WP; 35 1B; 21 G6-3; 1B	1-0 1-3 2-H 1B			1-1 G6-3 ①	5	1	2	1	0	0	1
35 Eric Hosmer, L (1, 3) OBP: 0.348, SLG: 0.496	4-0 21 1B BB		2-0 21 WP; 21 1B 1B		1-0 21 G6-3; 21 WP; 16 G4-3 1-2 1B	1-3 K ③			1-1 P5 ②	4	2	2	0	1	1	2
21 Jeff Francoeur, R (1, 9) OBP: 0.314, SLG: 0.468	0-0 16 G1-4-3 1-3 2-H 1B		2-0 16 1B 1-H 1B		2-1 G6-3 ① 1-3 2-H		1-1 F9 ①		3-1 F8 ③	5	0	2	3	0	0	1
16 Billy Butler, R (1, 10) OBP: 0.399, SLG: 0.418	0-2 G1-4-3 ②③ 1-2f		2-1 13 FC6-4 1-2 1B		1-0 G4-3 ② 3-H		1-0 G5-3 ②			4	0	1	1	0	0	2
13 Mike Aviles, R (1, 5) OBP: 0.261, SLG: 0.398		1-2 F8 ①	1-0 FC6-4 ③ 1-2f		1-1 F7 ③		1-3 K ③			4	0	0	0	0	1	2
17 Chris Getz, L (1, 4) OBP: 0.319, SLG: 0.295		1-2 2B		0-1 B4-3 ①		3-2 G3-1 ①		1-2 G6-3 ①		4	0	1	0	0	0	0
15 Matt Treanor, R (1, 2) OBP: 0.363, SLG: 0.294		0-0 P3 ②		2-2 G5-3 ②		4-2 2 1B; 53 1B BB		4-2 BB		2	1	0	0	2	0	1
2 Alcides Escobar, R (1, 6) OBP: 0.241, SLG: 0.241		0-2 G4-3 ③		1-1 53 PO; 4 S 1B		0-0 53 1B 1-2 1B		1-1 F7 ②		4	0	2	0	0	0	2

Inning Stats																								
	R: 1	H: 2	R: 0	H: 1	R: 1	H: 3	R: 0	H: 1	R: 2	H: 2	R: 1	H: 2	R: 0	H: 0	R: 0	H: 0	R: 0	H: 0	1B: 10	SF: 0	WP: 4	PA: 41
	E: 0	LOB: 1	E: 0	LOB: 1	E: 0	LOB: 2	E: 0	LOB: 1	E: 0	LOB: 0	E: 0	LOB: 2	E: 0	LOB: 1	E: 0	LOB: 0	E: 0	LOB: 0	2B: 1	SAC: 0	PB: 0	
	K: 0	BB: 1	K: 0	BB: 0	K: 0	BB: 1	K: 0	BB: 1	K: 0	BB: 0	K: 2	BB: 1	K: 1	BB: 0	K: 0	BB: 0	K: 0	BB: 0	3B: 0	DP: 1	SB: 1	
	S: 15	P: 24	S: 10	P: 12	S: 9	P: 20	S: 9	P: 16	S: 8	P: 15	S: 14	P: 24	S: 6	P: 9	S: 11	P: 20	S: 6	P: 11	HR: 0	HBP: 0	CS: 0	

PITCHER		IP	WLS	BF	H	R	ER	SO	BB	IBB	HBP	BLK	WP	HR	S	P	ERA	WHIP
4 Kyle Drabek, R	(1, 1)	5.1	W	26	9	5	5	0	3	0	0	0	3	0	56	99	8.44	2.250
ERA: 4.98																		
47 Luis Perez, L	(6, 1)	2.2	H	11	2	0	0	4	1	0	0	0	0	0	26	41	0.00	1.125
ERA: 2.55																		
60 Jon Rauch, R	(9, 1)	1.0	S	3	0	0	0	0	0	0	0	0	0	0	6	11	0.00	0.000
ERA: 3.65																		

PITCHER	IP	WLS	BF	H	R	ER	SO	BB	IBB	HBP	BLK	WP	HR	S	P	ERA	WHIP

AB	36
R	5
H	11
RBI	5
BB	4
SO	4
LOB	14

Batter	1	2	3	4	5	6	7	8	9	AB	R	H	RBI	BB	SO	LOB
18 Mike McCoy, R (1, 6) OBP: 0.317, SLG: 0.333	C FF 93 C FF 94 B FF 96 X CU 76 1-2 G5-3	1 SAFE 0-0 ③ CS 1-2	X FF 91 0-0 ① P3	B FF 96 B FF 93 C FF 95 B FF 93 C FF 96 X FF 94 3-2 ① F8		M SI 94 B FF 94 B SL 87 B SI 92 B SI 91 4-1 16 1B 26 HR BB		C FF 93 C CU 78 F SL 86 B SL 87 X FF 95 1-2 26 L4-6 16 1B 1B		4	1	1	0	1	0	0
16 Corey Patterson, L (1, 7) OBP: 0.322, SLG: 0.451	B FF 95 B FF 94 X FF 94 2-0 26 S 20 1B 1B		X FF 92 0-0 ② G1-3	C CH 83 B FF 94 F SL 79 B FF 95 X FF 93 2-2 19 CS 1B		B SI 90 1 SAFE X SI 90 1-0 1-3 26 HR 1B		X FF 94 0-0 1-2 1B		5	2	4	0	0	0	0
19 José Bautista, R (1, 9) OBP: 0.502, SLG: 0.723	C FF 95 C CH 85 X FF 97 0-2 ② F9		B FF 94 B CU 76 F FF 94 F CH 83 F SL 81 F FF 95 X CH 82 2-2 26 BB 20 1B 1B	1 SAFE S CH 82 B FF 94 1 SAFE B CU 78 C CH 82 X FF 95 2-2 ② 1-2 1B		D SL 86 I IN 85 I IN 86 I IN 85 4-0 26 HR IBB		C CH 85 F SL 86 F SL 89 S SL 89 0-3 ① K		4	2	2	0	1	1	3
26 Adam Lind, L (1, 10) OBP: 0.358, SLG: 0.579	1 SAFE B FF 96 B FF 96 B SL 82 B FF 96 4-0 20 1B 1-2 BB		1 SAFE B FF 94 1 SAFE B CH 84 B FF 95 B FF 95 4-0 20 1B 1-2 BB	B FF 93 C FF 91 B FF 92 C CH 81 B FF 92 X FF 91 3-2 ③ F7		B SI 91 X SI 91 1-0 1-H 2-H 3-H HR		B SL 88 X SL 88 1-0 ②③ L4-6 2-2		3	1	1	4	2	0	3
20 Juan Rivera, R (1, 3) OBP: 0.313, SLG: 0.348	C FF 96 C FF 96 F FF 96 F CU 78 X FF 95 0-2 1-2 2-H 1B		S CU 77 F CU 78 X SL 82 0-2 1-2 2-H 1B		F FF 93 S SL 85 S CH 86 0-3 ① K	B SL 86 X SI 90 1-0 ③ G5-3			B SL 84 B FF 94 C FF 94 S SL 86 S SL 84 2-3 ① K	5	0	2	2	0	2	0
8 José Molina, R (1, 2) OBP: 0.380, SLG: 0.423	C FF 94 B CH 82 B FF 95 B CH 82 F FF 94 S FF 94 3-3 ③ K		F CH 82 F FF 95 D CU 79 X CU 77 1-2 ③ G6-3		F SL 85 F SL 85 S SL 86 0-3 ② K		C KC 82 C FF 91 B SL 86 B FF 91 X SL 84 2-2 ① G5-3		C FF 95 B FF 96 C SL 85 F CH 87 F SL 85 F FF 96 F CU 77 S SL 86 1-3 ② K	5	0	0	0	0	3	4
2 Aaron Hill, R (1, 4) OBP: 0.289, SLG: 0.328		C FF 94 F FF 93 F SL 80 B SL 81 X FF 95 1-2 ① F9		B FF 90 F FF 91 B CU 78 F FF 92 X CU 75 2-2 11 BB 28 HR 1B	B SL 85 X FF 92 1-0 ③ P3		X SI 91 0-0 28 FC6-4 1B		B SL 85 C FF 94 F FF 96 T SL 86 1-2 ③ K	5	1	2	0	0	1	0
11 Rajai Davis, R (1, 8) OBP: 0.298, SLG: 0.380		B FF 94 F CH 81 F CH 83 X CU 77 1-2 ② F8		B FF 92 B CH 82 B FF 92 B FF 92 4-0 28 HR 1-2 BB		C SL 85 B SL 84 F FF 92 F SL 87 F SI 92 B SL 85 X SI 92 2-2 ① F9	F SI 89 B SI 90 C SI 90 F SL 83 D SL 85 F SI 90 S CH 86 2-3 ② K			3	1	0	0	1	1	1
28 Jayson Nix, R (1, 5) OBP: 0.286, SLG: 0.390		B FF 94 B CH 82 B FF 93 B FF 93 4-0 18 CS BB		B FF 91 C CH 81 C FF 92 D CU 77 B FF 94 F FF 92 X FF 93 3-2 ③ 1-H 2-H HR		C SI 93 B SL 86 B SL 84 F SI 91 B SL 84 S SI 93 3-3 ② K	F SI 89 C CH 86 X SL 83 0-2 ③ FC6-4 1-2f			3	1	1	3	1	1	1
Inning Stats	R: 1 E: 0 K: 1 S: 15 H: 2 LOB: 2 BB: 1 P: 25	R: 0 E: 0 K: 0 S: 7 H: 0 LOB: 0 BB: 1 P: 13	R: 1 E: 0 K: 0 S: 13 H: 2 LOB: 2 BB: 1 P: 20	R: 3 E: 0 K: 0 S: 19 H: 4 LOB: 1 BB: 1 P: 38	R: 0 E: 0 K: 2 S: 7 H: 0 LOB: 0 BB: 0 P: 8	R: 4 E: 0 K: 1 S: 12 H: 2 LOB: 0 BB: 2 P: 28	R: 0 E: 0 K: 1 S: 13 H: 1 LOB: 1 BB: 0 P: 17	R: 0 E: 0 K: 1 S: 10 H: 2 LOB: 1 BB: 0 P: 12	R: 0 E: 0 K: 3 S: 13 H: 0 LOB: 0 BB: 0 P: 17	1B: 11 2B: 1 3B: 0 HR: 2 SF: 0 SAC: 0 DP: 1 HBP: 0						

PITCHER		IP	WLS	BF	H	R	ER	SO	BB	IBB	HBP	BLK	WP	HR	S	P	ERA	WHIP
23 Danny Duffy, L ERA: 5.55	(1, 1)	4.0	L	22	8	5	5	1	4	0	0	0	0	1	54	96	11.25	3.000
47 Nate Adcock, R ERA: 4.55	(5, 1)	3.0		14	3	4	4	4	1	1	0	0	0	1	32	53	12.00	1.333
61 Everett Teaford, L ERA: 2.16	(8, 1)	1.0		4	2	0	0	1	0	0	0	0	0	0	10	12	0.00	2.000
56 Greg Holland, R ERA:	(9, 1)	1.0		3	0	0	0	3	0	0	0	0	0	0	13	17	0.00	0.000

PITCHER	IP	WLS	BF	H	R	ER	SO	BB	IBB	HBP	BLK	WP	HR	S	P	ERA	WHIP

TOP

Toronto Blue Jays @ Kansas City Royals

Kauffman Stadium, Kansas City, MO

Wed Jun 08 2011, 7:11 PM - 10:15 PM CDT

Att. 12,152 - Clear - 89 F

livebaseballscorecards.com

AB	37
R	9
H	13
RBI	9
BB	6
SO	9
LOB	12

BOTTOM

Batter	1	2	3	4	5	6	7	8	9	AB	R	H	RBI	BB	SO	LOB
4 Alex Gordon, L (1, 7) OBP: 0.351, SLG: 0.468	B FF 87 B FF 89 C FF 88 B FF 89 C FF 90 S CH 84 3-3 K ①		F FF 91 C FF 92 F SL 85 B SL 85 X SL 84 1-2 SF9 ① 3-H		B CU 71 B FF 90 C CH 82 X CH 83 2-1 1B			C SI 93 C SL 83 B SL 85 S SL 85 1-3 K ①	F FF 92 B FF 94 C FC 92 X FF 92 1-2 1-H 2B	4	0	2	2	0	2	0
53 Melky Cabrera, S (1, 8) OBP: 0.316, SLG: 0.441	X FF 91 0-0 F8 ②		C FF 91 T CU 79 X SL 84 0-2 1-H 2-H HR		C CH 81 B FF 91 1 SAFE 1 SAFE B CU 75 B CH 82 X FF 91 3-1 G4-3 ③			B SI 93 B SI 93 C SI 93 X SI 94 2-1 G6-3 ②	B CU 77 X FF 92 1-0 L6 ③	5	1	1	3	0	0	2
35 Eric Hosmer, L (1, 3) OBP: 0.345, SLG: 0.485	C SI 91 B FF 91 F CU 77 S FF 93 1-3 K ③		L CU 75 B FF 92 X CH 84 1-1 G4-3 ②			C CU 71 B SL 83 F FF 90 S FF 92 1-3 K ①		B SL 86 B SI 94 B SI 93 C SI 94 B SI 93 4-1 21 1B 16 HR BB		3	1	0	0	1	2	0
21 Jeff Francoeur, R (1, 9) OBP: 0.321, SLG: 0.477		X SI 90 0-0 24 G4-6-3 1B	X SL 81 0-0 G4-3 ③			B FF 90 B SL 83 C CH 83 X CH 82 2-1 16 G6-3 2B		B SI 94 B SI 93 C SI 94 X SI 95 2-1 16 HR 1-2 1B		4	1	3	0	0	0	0
16 Billy Butler, R (1, 10) OBP: 0.397, SLG: 0.429		1 SAFE C FF 89 1 SAFE B FF 90 B FF 90 B CH 82 X FF 90 3-1 F8 ①		C FF 89 B CU 75 C CU 75 X FF 90 1-2 F8 ①		C SI 88 B FF 91 X CH 83 1-1 G6-3 ② 2-3		B FC 93 B FC 92 B FC 90 C FC 92 X FC 91 3-1 1-H 2-H HR		4	1	1	3	0	0	2
24 Wilson Betemit, S (1, 5) OBP: 0.350, SLG: 0.409		B FF 89 C SI 89 1 SAFE X CU 76 1-1 G4-6-3 ②③ 1-2f		B FF 90 X CH 84 1-0 P5 ②		B CU 78 F FF 91 C FF 92 F SL 85 F CU 79 S FF 86 1-3 K ③		C FF 93 B FF 93 B CU 79 F FF 93 S FF 92 2-3 K ③		4	0	0	0	0	2	2
17 Chris Getz, L (1, 4) OBP: 0.318, SLG: 0.294			C FF 88 B FF 89 B CU 73 X CH 80 2-1 2 1B 3 BB 4 SF9 1B	C FF 91 B SL 79 B FF 92 F FF 90 X FF 90 2-2 G4-3 ③			B FF 89 C FF 90 X CU 75 1-1 G6-3 ①		B FF 93 C FF 92 X FF 94 1-1 G4-3 ①	4	1	1	0	0	0	0
3 Brayan Peña, S (1, 2) OBP: 0.295, SLG: 0.376			B SI 89 B SI 87 B FF 90 C FF 87 1 SAFE B CH 81 4-1 2 1B 53 HR 1-2 BB		C CU 68 C CU 77 B SL 84 B FF 92 X CH 82 2-2 G3 ①		C CH 80 C FF 92 S SL 85 0-3 K ②		B FF 93 C FF 93 F CU 76 X FF 94 1-2 4 2B 1B	3	2	1	0	1	1	0
2 Alcides Escobar, R (1, 6) OBP: 0.241, SLG: 0.241			X FF 90 0-0 53 HR 1-2 2-3 1B		B FF 91 C CH 81 B FF 92 S SL 82 F SL 84 B FF 91 X SL 83 3-2 P6 ②		B CU 77 B FF 92 C FF 90 F CH 82 X SL 86 2-2 F8 ③		C SL 86 F SL 85 F FF 93 C FF 94 0-3 K ②	4	1	1	0	0	1	1
Inning Stats	R: 0 E: 0 K: 2 S: 7 H: 0 LOB: 0 BB: 0 P: 11	R: 0 E: 0 K: 0 S: 5 H: 1 LOB: 0 BB: 0 P: 9	R: 4 E: 0 K: 0 S: 14 H: 3 LOB: 0 BB: 1 P: 22	R: 0 E: 0 K: 0 S: 7 H: 0 LOB: 0 BB: 0 P: 11	R: 0 E: 0 K: 0 S: 11 H: 1 LOB: 1 BB: 0 P: 21	R: 0 E: 0 K: 2 S: 12 H: 1 LOB: 1 BB: 0 P: 17	R: 0 E: 0 K: 1 S: 8 H: 0 LOB: 0 BB: 0 P: 11	R: 3 E: 0 K: 2 S: 13 H: 2 LOB: 0 BB: 1 P: 27	R: 1 E: 0 K: 1 S: 13 H: 2 LOB: 1 BB: 0 P: 17	1B: 6 2B: 2 3B: 0 HR: 2 SF: 1 SAC: 0 DP: 1 HBP: 0						

PITCHER		IP	WLS	BF	H	R	ER	SO	BB	IBB	HBP	BLK	WP	HR	S	P	ERA	WHIP
33 Carlos Villanueva, R ERA: 3.09	(1, 1)	7.0	W	27	6	4	4	5	1	0	0	0	0	1	64	102	5.14	1.000
34 Marc Rzepczynski, L ERA: 3.04	(8, 1)	0.2		4	1	2	2	1	1	0	0	0	0	0	8	17	27.00	3.000
29 Octavio Dotel, R ERA: 4.96	(8, 1)	0.1		2	1	1	1	1	0	0	0	0	0	1	5	10	27.00	3.000
44 Casey Janssen, R ERA: 2.08	(9, 1)	1.0	S	5	2	1	1	1	0	0	0	0	0	0	13	17	9.00	2.000

PITCHER	IP	WLS	BF	H	R	ER	SO	BB	IBB	HBP	BLK	WP	HR	S	P	ERA	WHIP

Toronto Blue Jays @ Kansas City Royals

Kauffman Stadium, Kansas City, MO

Wed Jun 08 2011, 7:11 PM - 10:15 PM CDT

Att. 12,152 - Clear - 89 F

livebaseballscorecards.com

AB	35
R	8
H	10
RBI	8
BB	2
SO	8
LOB	7

WP: 0	PB: 0	SB: 0	CS: 0
PA: 38			

Batter	1	2	3	4	5	6	7	8	9	AB	R	H	RBI	BB	SO	LOB
18 Mike McCoy, R (1, 6) OBP: 0.353, SLG: 0.328	C FF 92 X SI 93 0-1 ① G5-3			B FF 93 B FF 92 B FF 93 B FF 93 4-0 19 FC5-4 BB	1 SAFE B KC 77 F SI 92 B SI 93 B SL 83 B SI 92 4-1 16 G4-6-3 1-2 BB			B SL 89 B FF 97 C SI 96 B SI 96 C SI 96 B SI 96 4-2 9 WP 16 SH1-3 BB	S FF 93 C FF 93 B CU 70 B FF 94 B FF 95 B SL 81 4-2 1-2 2-3 BB	1	0	0	0	4	0	0
16 Corey Patterson, L (1, 7) OBP: 0.316, SLG: 0.443	B FF 92 X FC 91 1-0 ② P4			C SI 93 1 SAFE S SL 84 F FF 90 B KC 77 X KC 79 1-2 ① F8	C FF 92 X SI 92 0-1 ②③ G4-6-3 1-2f			1 SAFE B SI 96 X SI 96 1-0 ① SH1-3 1-2	C FF 92 B FF 93 X FF 92 1-1 ③ P5	4	0	0	0	0	0	6
19 José Bautista, R (1, 9) OBP: 0.498, SLG: 0.711	C SI 93 F SI 92 F KC 79 C FF 93 0-3 ③ K			X SI 94 0-0 ② FC5-4 26 1B 9 3B 1-2f		C KC 78 B SI 94 F SI 94 F SL 86 F FC 89 F SI 94 B SL 87 X KC 81 2-2 ① P4		B SL 89 B SL 89 B SL 88 B SI 97 4-0 9 WP BB		3	1	0	0	1	1	1
26 Adam Lind, L (1, 3) OBP: 0.367, SLG: 0.584		B FF 92 B CH 83 F FF 92 B FC 89 F FC 88 X FF 95 3-2 2 G5-4-3 1B		C KC 77 B KC 76 B FC 90 1 SAFE D FC 89 X SI 94 3-1 9 3B 1-3 1B		F SI 94 B FF 94 S FC 90 X KC 80 1-2 1B		B SI 96 F FF 97 C SI 97 S SL 89 1-3 ② K		4	1	3	0	0	1	2
9 J.P. Arencibia, R (1, 2) OBP: 0.306, SLG: 0.497		X FC 89 0-0 ① P4		C KC 79 X KC 80 0-1 1-H 3-H 3B		B FC 89 S FF 93 S FF 95 F SL 84 B FF 96 F SI 95 S FF 96 2-3 ② K		B SL 89 B SL 89 F SI 96 X SI 97 2-1 ③ G6-3 1-2 2-3		4	0	1	2	0	1	4
2 Aaron Hill, R (1, 4) OBP: 0.288, SLG: 0.322		F SI 93 X SI 92 0-1 ②③ G5-4-3 1-2f		B FF 95 B SI 94 D FC 92 C FF 94 B FF 94 4-1 BB		B FF 95 C FF 94 X FF 95 1-1 ③ F7			C FF 91 B FC 92 B FF 92 F FF 92 X FF 92 2-2 ① F8	3	0	0	0	1	0	2
10 Edwin Encarnación, R (1, 10) OBP: 0.301, SLG: 0.374			B FF 94 S FC 90 B SI 94 F FC 90 X KC 80 2-2 ① L8	D FC 90 C FC 90 B SI 94 B FC 90 X FF 94 3-1 ③ F8			F FF 94 X FF 94 0-1 28 G6-4-3 1B		C FF 94 B SL 84 B SL 83 X FF 92 2-1 18 BB 20 1B 1B	4	0	2	0	0	0	2
11 Rajai Davis, R (1, 8) 20 Juan Rivera, R (9, PH) OBP: 0.293, SLG: 0.374 OBP: 0.316, SLG: 0.351			C FC 91 F KC 79 X KC 79 0-2 ② P3		B FF 93 X FF 93 1-0 ① F8		L SI 94 F KC 77 C KC 77 0-3 ① K		C SL 80 S FF 92 D CU 69 B SL 82 B SL 81 F FF 93 X FF 91 3-2 18 BB 1-2 1B	3 1	0 0	0 1	0 0	0 0	1 0	1 0
28 Jayson Nix, R (1, 5) OBP: 0.284, SLG: 0.385			B FF 94 X FF 94 1-0 ③ F8		S SL 83 C KC 78 B FC 91 B SL 84 X CH 84 2-2 18 BB 1B		B KC 76 B SL 86 X FF 94 2-0 ②③ G6-4-3 1-2f		C FF 92 C SL 83 S CU 69 0-3 ② K	4	0	1	0	0	1	3
Inning Stats	R: 0 E: 0 K: 1 S: 7 H: 0 LOB: 0 BB: 0 P: 8	R: 0 E: 0 K: 0 S: 6 H: 1 LOB: 0 BB: 0 P: 9	R: 0 E: 0 K: 0 S: 7 H: 0 LOB: 0 BB: 0 P: 10	R: 2 E: 0 K: 0 S: 12 H: 2 LOB: 2 BB: 2 P: 27	R: 0 E: 0 K: 0 S: 7 H: 1 LOB: 1 BB: 1 P: 14	R: 0 E: 0 K: 1 S: 16 H: 1 LOB: 1 BB: 0 P: 22	R: 0 E: 0 K: 1 S: 6 H: 1 LOB: 0 BB: 0 P: 8	R: 0 E: 0 K: 1 S: 8 H: 0 LOB: 2 BB: 2 P: 20	R: 0 E: 0 K: 1 S: 16 H: 2 LOB: 3 BB: 1 P: 28	1B: 7 2B: 0 3B: 1 HR: 0 SF: 0 SAC: 1 DP: 3 HBP: 0					WP: 1 PB: 0 SB: 0 CS: 0 PA: 38	

PITCHER		IP	WLS	BF	H	R	ER	SO	BB	IBB	HBP	BLK	WP	HR	S	P	ERA	WHIP
44 Luke Hochevar, R ERA: 5.04	(1, 1)	7.0	W	27	6	2	2	3	3	0	0	0	0	0	61	98	2.57	1.286
43 Aaron Crow, R ERA: 1.47	(8, 1)	1.0	H	5	0	0	0	1	2	0	0	0	1	0	8	20	0.00	2.000
48 Joakim Soria, R ERA: 5.14	(9, 1)	1.0	S	6	2	0	0	1	1	0	0	0	0	0	16	28	0.00	3.000

PITCHER	IP	WLS	BF	H	R	ER	SO	BB	IBB	HBP	BLK	WP	HR	S	P	ERA	WHIP

TOP

Toronto Blue Jays @ Kansas City Royals

Kauffman Stadium, Kansas City, MO

Thu Jun 09 2011, 3:10 PM - 5:37 PM CDT

Att. 13,941 - Partly Cloudy - 90 F

livebaseballscorecards.com

AB	31
R	2
H	8
RBI	2
BB	6
SO	5
LOB	21

Batter	1	2	3	4	5	6	7	8	9	AB	R	H	RBI	BB	SO	LOB
12 Mitch Maier, L (1, 7) OBP: 0.441, SLG: 0.464	B FF 93 B FF 94 B FF 92 C FF 94 C FF 94 X FF 94 3-2 ① **G3**		L FF 94 B FF 93 2 SAFE X FF 93 1-1 ① **FC2-5** 53 FC6-4 1-2 2-3f		C FF 94 X SI 93 0-1 **2B**		B FF 94 C FF 94 B SL 88 B FF 94 X FC 94 3-1 ② **G3** 2-3			4	0	1	0	0	0	3
53 Melky Cabrera, S (1, 8) OBP: 0.312, SLG: 0.435	B FF 93 B SI 94 X FF 94 2-0 ② **P5**		B CH 85 F FF 94 B FF 95 B FF 95 X FF 93 3-1 ② **FC6-4** 35 E 21 1B 1-2f 2-3		B CH 84 X FF 94 1-0 ② **F9**		C FF 92 B FF 94 X FF 92 1-1 ③ **G5-3**			4	1	0	0	0	0	4
35 Eric Hosmer, L (1, 3) OBP: 0.349, SLG: 0.485	C FF 95 F FF 95 B FF 95 X FF 89 1-2 **1B**		X FF 95 0-0 **E9** 21 1B 1-3 3-H **1B**		C FF 95 X FF 94 0-1 ③ **G3**			X FF 92 0-0 ① **B1-3**		4	1	2	1	0	0	1
21 Jeff Francoeur, R (1, 9) OBP: 0.323, SLG: 0.475	C FF 95 F FF 93 F FF 95 1 SAFE X CU 79 0-2 ③ **G6-3**		X FF 97 0-0 16 1B 2-H 3-H **1B**			C FF 93 S FC 93 B FF 94 B SI 89 S SI 87 2-3 ① **K**		B FF 94 S FC 91 F FF 94 H FC 94 2-2 16 S **HBP**		3	0	1	2	0	1	1
16 Billy Butler, R (1, 10) OBP: 0.402, SLG: 0.429		B SI 91 B FF 93 B FF 94 C FF 92 B SI 88 4-1 13 FC6-4 **BB**	X FF 94 0-0 ③ 2-H **1B**			F FF 95 F FF 95 B SI 88 B FF 94 B CU 78 S CH 86 3-3 ② **K**		B CH 85 C FF 93 F FF 94 D SI 88 D CU 79 D CH 85 4-2 24 G6-4-3 1-2 **BB**		2	0	1	0	2	1	0
24 Wilson Betemit, S (1, 5) OBP: 0.348, SLG: 0.411		C FF 92 F SI 87 S SL 86 0-3 ① **K**		F FF 93 B FF 94 B SI 87 X FF 93 2-1 ① **G4-3**		F FF 93 S FF 95 B FF 95 F SI 88 B SI 88 X FF 94 2-2 **2B**		X CH 86 0-0 ② ③ **G6-4-3** 1-2f		4	0	1	0	0	1	3
13 Mike Aviles, R (1, 4) OBP: 0.257, SLG: 0.391 17 Chris Getz, L (9, 4) OBP: 0.318, SLG: 0.294		C FF 94 B FF 93 1 SAFE X FF 94 1-1 ② **FC6-4** 15 CS 1-2f		B FF 93 X FF 92 1-0 ② **P2**		B FF 94 F FF 93 X FF 95 1-1 ③ **F7**				3 0	0 0	0 0	0 0	0 0	0 0	2 0
15 Matt Treanor, R (1, 2) OBP: 0.370, SLG: 0.297	1 SAFE 0-0 ③ **CS** 1-2	C FF 94 B FF 94 S SI 87 B FF 89 H FF 94 3-2 12 FC2-5 2 1B **HBP**	B FF 93 C FF 94 F FF 92 B FF 94 B FF 88 F FF 94 S CH 86 3-3 ③ **K**				C FF 92 X FF 93 0-1 12 G3 2 SH1-3 **1B**			2	0	1	0	0	1	0
2 Alcides Escobar, R (1, 6) OBP: 0.244, SLG: 0.243			C FF 93 B FF 94 F FF 94 X CH 87 1-2 53 FC6-4 12 FC2-5 35 E **1B**		X FF 93 0-0 ① **B1-3**		1 SAFE B FF 93 1 SAFE X FF 89 1-0 ① **SH1-3** 1-2			2	1	1	0	0	0	0
Inning Stats	R: 0 E: 0 K: 0 S: 11 H: 1 LOB: 1 BB: 0 P: 17	R: 0 E: 0 K: 1 S: 6 H: 0 LOB: 0 BB: 1 P: 11	R: 3 E: 1 K: 0 S: 12 H: 4 LOB: 2 BB: 0 P: 20	R: 0 E: 0 K: 1 S: 7 H: 0 LOB: 0 BB: 0 P: 13	R: 0 E: 0 K: 0 S: 6 H: 1 LOB: 1 BB: 0 P: 7	R: 0 E: 0 K: 2 S: 12 H: 1 LOB: 1 BB: 0 P: 20	R: 0 E: 0 K: 0 S: 7 H: 1 LOB: 1 BB: 0 P: 12	R: 0 E: 0 K: 0 S: 6 H: 0 LOB: 1 BB: 1 P: 12		1B: 6 2B: 2 3B: 0 HR: 0 SF: 0 SAC: 1 DP: 1 HBP: 2				WP: 0 PB: 0 SB: 1 CS: 1 PA: 34	

PITCHER	IP	WLS	BF	H	R	ER	SO	BB	IBB	HBP	BLK	WP	HR	S	P	ERA	WHIP
24 Ricky Romero, L (1, 1) ERA: 3.18	8.0	L	33	8	3	3	4	2	0	2	0	0	0	67	112	3.38	1.250

PITCHER	IP	WLS	BF	H	R	ER	SO	BB	IBB	HBP	BLK	WP	HR	S	P	ERA	WHIP

BOTTOM

Toronto Blue Jays @ Kansas City Royals

Kauffman Stadium, Kansas City, MO

Thu Jun 09 2011, 3:10 PM - 5:37 PM CDT

Att. 13,941 - Partly Cloudy - 90 F

livebaseballscorecards.com

AB	28
R	3
H	8
RBI	3
BB	2
SO	4
LOB	14

Batter	1	2	3	4	5	6	7	8	9	AB	R	H	RBI	BB	SO	LOB
2 Jacoby Ellsbury, L (1, 8) OBP: 0.374, SLG: 0.482	C SI 89 B FF 88 B SI 89 X FF 90 2-1 G6-3		B FF 89 B FF 88 B FF 89 C FF 89 X FF 89 3-1 15 1B 28 G4-6-3 1-3 2B		X SI 90 0-0 15 BB 28 1B 1B		F SI 88 X SI 87 0-1 G4-3		B SI 86 C SI 85 C SL 75 B SI 89 F SL 79 X SI 88 2-2 15 1B 28 2B 1B	5	3	3	0	0	0	0
15 Dustin Pedroia, R (1, 4) OBP: 0.369, SLG: 0.345	X SI 90 0-0 G6-3		B FF 89 T FF 89 F FF 89 X FF 89 1-2 28 G4-6-3 2-3 3-H 1B		1 SAFE 1 SAFE P PO 87 B FF 89 C SI 89 B CH 82 B SI 89 4-1 28 1B 20 1B 1-2 BB		B FF 89 B SI 89 X SI 88 2-0 28 HBP 1B		C SI 87 X SI 88 0-1 28 2B 1-2 1B	4	1	3	1	1	0	0
28 Adrián González, L (1, 3) OBP: 0.389, SLG: 0.569	B SI 89 C SI 90 X SI 90 1-1 P6		X SI 88 0-0 G4-6-3 1-2f 3-H		B SI 89 F SI 90 X SI 90 1-1 34 G4-3 20 1B 1-3 2-H 1B		H SI 91 1-0 1-2 HBP		D CH 82 X CH 82 1-0 1-3 2-H 2B	4	0	2	2	0	0	1
20 Kevin Youkilis, R (1, 5) OBP: 0.380, SLG: 0.462		B FF 89 B FF 87 B FF 89 C SI 89 B FF 90 4-1 13 E BB	B CH 82 F SI 88 X FF 89 1-1 L5		C FF 89 C FF 88 X FF 89 0-2 34 G4-3 1-2 3-H 1B		C SI 93 B CH 81 F SI 91 B SI 91 C SI 93 2-3 K		S FF 92 D FS 85 F FF 93 B FF 95 S FF 94 2-3 K	4	0	1	1	1	2	4
34 David Ortiz, L (1, 10) OBP: 0.391, SLG: 0.601		F FF 89 B SI 90 C FF 89 B FF 89 X SL 84 2-2 L6	B SL 83 B SI 90 X SI 90 2-0 F8	C FF 89 X FF 89 0-1 G4-3 1-2 2-3		B SI 92 F SI 93 X SI 92 1-1 G3		I IN 82 I IN 83 I IN 84 I IN 84 4-0 IBB	4	0	0	0	1	0	5
12 Jed Lowrie, S (1, 6) OBP: 0.330, SLG: 0.422		B SI 89 D SI 89 1 SAFE X FF 90 2-0 L7	C SI 90 B SI 90 X FF 89 1-1 F7	B SI 89 B SI 88 C CH 82 B FF 88 X SI 89 3-1 P6		B SI 91 X SI 90 1-0 G5-3	C FF 93 B FF 94 C FF 95 S FS 86 1-3 K		5	0	0	0	0	1	6
13 Carl Crawford, L (1, 7) OBP: 0.282, SLG: 0.399		C FF 89 B SI 89 F FF 88 D SL 84 X FF 89 2-2 E4 1-2	B SI 90 X SI 89 1-0 3B	X FF 88 0-0 G4-3		C SI 92 C SL 82 X SL 82 0-2 G3			4	0	1	0	0	0	1
23 Mike Cameron, R (1, 9) OBP: 0.220, SLG: 0.311		C FF 88 B FF 89 F SL 84 B CU 77 D SL 83 C FF 89 3-3 K	X CH 82 0-0 G6-3	C FF 88 F CH 81 B FF 88 F FF 89 F FF 90 F FF 90 X CH 83 1-2 G4-3		B SI 92 B SI 93 C SI 93 X SI 92 2-1 G6-3			4	0	0	0	0	1	3
39 Jarrod Saltalamacchia, S (1, 2) OBP: 0.296, SLG: 0.420			C SI 88 F SI 88 B FF 89 B SL 83 X CH 82 2-2 2 2B 15 1B 1B	C SI 89 B FF 88 T SI 90 C FF 89 1-3 K	S CH 82 F SI 91 B CH 82 F CH 81 B FF 89 F CH 81 C FF 88 2-3 K		C SI 86 X CH 81 0-1 G3		4	1	1	0	0	2	0
Inning Stats	R: 0 E: 0 K: 0 S: 5 H: 0 LOB: 0 BB: 0 P: 8	R: 0 E: 1 K: 1 S: 11 H: 0 LOB: 2 BB: 1 P: 24	R: 2 E: 0 K: 0 S: 11 H: 3 LOB: 0 BB: 0 P: 18	R: 0 E: 0 K: 0 S: 5 H: 1 LOB: 1 BB: 0 P: 9	R: 2 E: 0 K: 1 S: 15 H: 3 LOB: 2 BB: 1 P: 23	R: 0 E: 0 K: 1 S: 12 H: 0 LOB: 0 BB: 0 P: 15	R: 0 E: 0 K: 1 S: 8 H: 1 LOB: 2 BB: 0 P: 14	R: 0 E: 0 K: 0 S: 6 H: 0 LOB: 0 BB: 0 P: 9	R: 1 E: 0 K: 2 S: 15 H: 3 LOB: 3 BB: 1 P: 25	1B: 8 2B: 2 3B: 1 HR: 0 SF: 0 SAC: 0 DP: 1 HBP: 1						

PITCHER		IP	WLS	BF	H	R	ER	SO	BB	IBB	HBP	BLK	WP	HR	S	P	ERA	WHIP
37 Jo-Jo Reyes, L ERA: 4.3	(1, 1)	6.1	L	29	8	4	4	3	2	0	0	0	0	0	62	102	5.68	1.579
47 Luis Perez, L ERA: 2.33	(7, 1)	1.2		6	0	0	0	1	0	0	1	0	0	0	11	18	0.00	0.000
57 Shawn Camp, R ERA: 4.71	(9, 1)	0.1		4	3	1	1	0	0	0	0	0	0	0	9	12	27.00	9.000
50 Frank Francisco, R ERA: 5.82	(9, 1)	0.2		3	0	0	0	2	0	1	0	0	0	0	6	13	0.00	0.000

PITCHER	IP	WLS	BF	H	R	ER	SO	BB	IBB	HBP	BLK	WP	HR	S	P	ERA	WHIP

TOP

Boston Red Sox @ Toronto Blue Jays

Rogers Centre, Toronto, ON

Fri Jun 10 2011, 7:09 PM - 10:10 PM EDT

Att. 28,588 - Overcast - 63 F

livebaseballscorecards.com

AB	38
R	5
H	11
RBI	4
BB	3
SO	6
LOB	20

WP: 0 PA: 42
PB: 0
SB: 0
CS: 0

BOTTOM

Boston Red Sox @ Toronto Blue Jays

Rogers Centre, Toronto, ON

Fri Jun 10 2011, 7:09 PM - 10:10 PM EDT

Att. 28,588 - Overcast - 63 F

livebaseballscorecards.com

Batter	1	2	3	4	5	6	7	8	9	AB	R	H	RBI	BB	SO	LOB
18 Mike McCoy, R (1, 6) OBP: 0.333, SLG: 0.306	C FF 92 B CU 76 C CU 75 F FF 95 B SI 93 X CU 75 2-2 ① G5-3		C SI 93 1 SAFE B FF 93 C CU 77 S FF 91 1-3 ③ K 1-2			C CU 77 F FF 92 B SI 94 X SI 92 1-2 ① G3-1	C SI 90 X FC 90 0-1 ③ P3			4	0	0	0	0	1	3
16 Corey Patterson, L (1, 7) OBP: 0.323, SLG: 0.446	C CU 75 F FF 91 B CU 80 F FF 93 B FF 94 X CH 80 2-2 ② P5			B FF 90 X SI 93 1-0 19 1B 20 SF8 1B		B FC 92 B FC 91 B FF 94 B SI 91 4-0 26 1B BB		X FF 97 0-0 1B		3	1	2	0	1	0	0
19 José Bautista, R (1, 9) OBP: 0.494, SLG: 0.702	B FF 94 B FF 95 X FF 94 2-0 ③ F8			1 SAFE 1 SAFE C SI 92 1 SAFE X CU 77 0-1 20 SF8 1-3 1B		C SI 93 B FC 92 1 SAFE X FC 89 1-1 ② F8		C FF 97 S FF 97 B SI 98 F FF 98 C SL 82 1-3 ① K		4	0	1	0	0	1	2
26 Adam Lind, L (1, 10) OBP: 0.365, SLG: 0.575		C FF 91 S CU 78 B SI 94 C CU 78 1-3 ① K		T FF 93 D FC 92 B SI 91 F CH 79 S FF 92 2-3 ① K		C FF 93 1 SAFE X SI 92 0-1 1-2 1B		C SI 98 1 SAFE F FF 96 B FF 97 F SL 79 F FF 96 B FF 97 F CH 92 S FF 97 2-3 ② K		4	0	1	0	0	3	3
20 Juan Rivera, R (1, 3) OBP: 0.310, SLG: 0.346		B SI 93 X FC 92 1-0 ② L8		X CH 79 0-0 ② SF8 2-3 3-H		B SI 92 C SI 93 B CU 75 X CU 74 2-1 ③ F7		C FF 96 X FF 97 0-1 ③ G3		3	0	0	1	0	0	3
9 J.P. Arencibia, R (1, 2) OBP: 0.299, SLG: 0.486		C CU 77 B FF 93 X CU 77 1-1 ③ G6-3		C SI 94 B FC 91 C SI 95 B FF 91 C SI 94 2-3 ③ K			C SI 90 S CH 80 F FC 91 S CH 80 0-3 ① K		C FF 93 B SL 80 X FF 93 1-1 ① F7	4	0	0	0	0	2	1
2 Aaron Hill, R (1, 4) OBP: 0.287, SLG: 0.317			C SI 92 B CU 79 X SI 93 1-1 ① F8		B CU 76 C SI 92 B CH 81 B FF 91 F FC 90 F SI 93 F SI 93 X FF 90 3-2 ① F8		B FF 89 B SI 91 B SI 94 B FF 92 4-0 11 E 11 WP BB		B SL 79 B SL 80 C FF 94 S FS 88 F FF 95 B FF 94 S FF 95 3-3 ② K	3	0	0	0	1	1	0
11 Rajai Davis, R (1, 8) OBP: 0.287, SLG: 0.365			B SI 92 B CU 76 X SI 94 2-0 ② G6-3		B FF 94 X SI 92 1-0 ② G5-3		B SI 90 B SI 91 C FF 92 X SI 91 2-1 E6 1-3		C FF 94 B FS 89 X SL 80 1-1 ③ F8	4	0	0	0	0	0	1
28 Jayson Nix, R (1, 5) OBP: 0.280, SLG: 0.377 10 Edwin Encarnación, R (7, PH) OBP: 0.299, SLG: 0.372 (8, 5)			C SI 93 C FF 93 B CU 80 X CU 78 1-2 E6 18 S		F FF 95 X FF 92 0-1 ③ G6-3		B SI 90 F SI 93 1 SAFE C SI 92 S SI 92 1-3 ② K			2 0 0 0 0 0 0 1 0 0 0 0 1 2						
Inning Stats	R: 0 E: 0 K: 0 S: 9 H: 0 LOB: 0 BB: 0 P: 15	R: 0 E: 0 K: 1 S: 6 H: 0 LOB: 0 BB: 0 P: 9	R: 0 E: 1 K: 1 S: 9 H: 0 LOB: 1 BB: 0 P: 14	R: 1 E: 0 K: 2 S: 10 H: 2 LOB: 1 BB: 0 P: 15	R: 0 E: 0 K: 0 S: 8 H: 0 LOB: 0 BB: 0 P: 12	R: 0 E: 0 K: 0 S: 9 H: 1 LOB: 2 BB: 1 P: 17	R: 0 E: 1 K: 2 S: 11 H: 0 LOB: 2 BB: 1 P: 18	R: 0 E: 0 K: 2 S: 13 H: 1 LOB: 1 BB: 0 P: 16	R: 0 E: 0 K: 1 S: 8 H: 0 LOB: 0 BB: 0 P: 13	1B: 4 2B: 0 3B: 0 HR: 0 SF: 1 SAC: 0 DP: 0 HBP: 0						WP: 1 PB: 0 SB: 1 CS: 0 PA: 35

	AB	32
	R	1
	H	4
	RBI	1
	BB	2
	SO	9
	LOB	15

PITCHER		IP	WLS	BF	H	R	ER	SO	BB	IBB	HBP	BLK	WP	HR	S	P	ERA	WHIP
11 Clay Buchholz, R ERA: 3.59	(1, 1)	7.0	W	28	3	1	1	6	2	0	0	0	1	0	62	100	1.29	0.714
51 Daniel Bard, R ERA: 2.78	(8, 1)	1.0	H	4	1	0	0	2	0	0	0	0	0	0	13	16	0.00	1.000
58 Jonathan Papelbon, R ERA: 4.33	(9, 1)	1.0		3	0	0	0	1	0	0	0	0	0	0	8	13	0.00	0.000

PITCHER	IP	WLS	BF	H	R	ER	SO	BB	IBB	HBP	BLK	WP	HR	S	P	ERA	WHIP

Boston Red Sox @ Toronto Blue Jays

Rogers Centre, Toronto, ON

Sat Jun 11 2011, 1:10 PM - 4:44 PM EDT

Att. 39,437 - Overcast - 64 F

TOP

livebaseballscorecards.com

Batter	1	2	3	4	5	6	7	8	9	AB	R	H	RBI	BB	SO	LOB
2 Jacoby Ellsbury, L (1, 8) OBP: 0.373, SLG: 0.479	C FF 94 F FF 95 B FF 96 F FF 95 S SL 90 1-3 **K** ①		B KC 82 B FF 94 B SI 91 C FF 94 X FF 95 3-1 15 1B; 28 2B; **1B**	B FF 91 F FF 93 X KC 80 1-1 **F8** ①	X FF 91 0-0 15 FC5-4; **1B**	F FC 91 C CU 77 B FF 91 X FC 91 1-2 **F7** ②		C FF 93 F FC 92 B FF 92 F CU 78 X FF 94 1-2 **G3-1** ① 1-2 2-3 3-H		6	1	2	1	0	1	5
15 Dustin Pedroia, R (1, 4) OBP: 0.375, SLG: 0.358	B FF 96 B FF 96 F FF 96 F SI 95 B FF 98 F SL 90 F FF 98 F FF 97 B SL 90 4-2 34 1B; **BB**		B FF 92 1 SAFE C FF 94 1 SAFE S SL 86 B SI 93 X SL 88 2-2 28 2B; 12 HBP; **1B** 1-3	C SL 85 B FF 93 F KC 79 X FF 93 1-2 **2B** 1-H	C SL 85 B FF 93 X FF 92 1-1 **FC5-4** ②; 28 PB; 34 HR 1-2f	C FF 92 T FC 92 X SL 82 0-2 **G4-3** ③		C CU 75 X SI 93 0-1 **2B** 2-H 3-H		5	2	3	3	1	0	3
28 Adrián González, L (1, 3) OBP: 0.391, SLG: 0.570 44 Drew Sutton, S (7, PH) OBP: 0.267, SLG: 0.433 (7, 3)	1 SAFE F FF 95 B FF 96 B FF 95 C FF 97 X SL 89 2-2 **L9** ②		F KC 82 S FF 96 X FF 96 0-2 12 HBP; 13 SF7; **2B** 1-3 3-H	C FF 93 C FF 95 S FF 95 0-3 **K** ②	F FF 93 1 SAFE B FF 92 S CH 87 B FF 93 F CH 85 F SL 83 F FF 93 4-2 B FF 94; 34 HR; **BB** 1-2		F SI 92 B SL 84 X CH 85 1-1 13 WP; **1B**	C SI 92 B FF 92 B SI 91 F FC 91 S FF 93 2-3 **K** ②		3	2	1	1	1	1	2
										2	0	1	0	0	1	1
34 David Ortiz, L (1, 10) OBP: 0.396, SLG: 0.615 23 Mike Cameron, R (7, PH) OBP: 0.226, SLG: 0.307 (7, 10)	C FF 96 X FF 95 0-1 **1B** 1-3		I IN 68 I IN 66 I IN 65 I IN 61 4-0 12 HBP; 10 1B; **IBB**	F FF 94 B FF 94 C KC 80 D SL 87 B FF 94 S FF 94 3-3 **K** ③	D CH 87 B CH 85 F FF 94 B FF 94 S CH 87 X FF 93 3-2 **HR** 1-H 2-H		D SI 92 F CH 84 C SI 91 X SL 85 1-2 **L6** ①	B FF 93 C FF 94 B CU 77 S FF 93 B FF 92 F FF 92 B FC 92 4-2 **BB**		3	2	2	3	1	1	1
										1	0	0	0	1	0	1
12 Jed Lowrie, S (1, 5) OBP: 0.325, SLG: 0.411	F FF 96 D SL 90 X SL 88 1-1 **P6** ③		C SI 94 S SL 89 H SL 90 1-2 10 1B; **HBP** 1-2 2-3 3-H		8 KC 79 2-0 S FF 88 X FF 92 F8 ① C FF 89 B CH 87 X FF 93 1-1 F8 ③		F SI 91 C SI 93 S SI 92 0-3 **K** ②	F FF 90 B CU 72 C FF 90 B FC 90 X FF 89 2-2 **F7** ③		5	0	0	1	0	1	5
13 Carl Crawford, L (1, 7) OBP: 0.280, SLG: 0.395		B FF 95 C FF 94 T FF 94 B SL 90 T FF 96 2-2 **K** ①	B FF 96 X SL 90 1-0 **SF7** ② 3-H		X FF 92 0-0 10 1B; 7 1B; **1B**	B FC 91 F FC 91 F FF 90 X CU 77 1-2 **F8** ①	B SI 92 C SL 84 S SL 85 S SL 84 1-3 **K** ③ 1-2		B KN 76 S KN 71 F KN 73 X KN 60 1-2 **P6** ①	5	1	1	1	0	2	1
10 Marco Scutaro, R (1, 6) OBP: 0.333, SLG: 0.352		B FF 94 B FF 95 F FF 95 F FF 96 F FF 97 X FF 96 2-2 **L1-3** ② 1-3 2-H	C SL 87 X SL 87 0-1 **1B** 1-3 2-H		1 SAFE X FF 91 0-0 7 1B; 33 HR; **1B** 1-2	C FF 90 F SL 80 X FF 92 0-2 7 HBP; 33 1B; **1B**		C FF 92 B FC 91 X CU 75 1-1 7 1B; 2 G3-1; **1B**	C KN 73 B KN 60 C KN 73 X CH 83 1-2 **F7** ②	6	3	4	1	0	0	0
7 J.D. Drew, L (1, 9) OBP: 0.339, SLG: 0.348		B FF 95 B FF 96 X SI 92 2-0 **F7** ③	B SI 92 X FF 93 1-0 **P4** ③		C FF 93 B KC 81 X FF 92 1-1 33 HR; **1B** 1-3 2-H	C FC 91 F CU 76 H CU 80 1-2 33 1B; **HBP** 1-2		X FC 90 0-0 2 G3-1; 33 BB; 15 2B; **1B** 1-3	S CH 75 S KN 65 B FC 85 X KN 61 1-2 **G4-3** ③	5	2	2	1	0	0	2
33 Jason Varitek, S (1, 2) OBP: 0.327, SLG: 0.372			B FF 92 X SI 91 1-0 **F9** ①	B FS 89 B SI 90 B FF 93 C FF 92 F FF 93 B FF 95 4-2 15 2B; **BB**	C SI 91 B FF 92 S KC 77 B KC 78 F SL 86 F FF 95 1 SAFE X FF 94 2-2 **HR** 1-H 3-H	C FC 91 S FF 91 X CU 78 0-2 **1B** 1-2 2-H		S CU 75 B FF 91 B FC 91 B FF 92 F FC 92 B FC 90 4-2 2 G3-1; 15 2B; **BB** 1-2		3	3	2	4	2	0	0

Inning Stats	1	2	3	4	5	6	7	8	9
	R: 0 E: 0 K: 1 S: 16	H: 1 LOB: 2 BB: 1 P: 24	R: 0 E: 0 K: 1 S: 8	H: 0 LOB: 0 BB: 0 P: 14	R: 4 E: 0 K: 0 S: 15	H: 4 LOB: 2 BB: 1 P: 28	R: 1 E: 0 K: 2 S: 13	H: 1 LOB: 1 BB: 1 P: 22	R: 7 E: 0 K: 0 S: 23	H: 6 LOB: 0 BB: 1 P: 37	R: 1 E: 0 K: 0 S: 17	H: 2 LOB: 2 BB: 0 P: 20	R: 0 E: 0 K: 2 S: 11	H: 1 LOB: 1 BB: 0 P: 14	R: 3 E: 0 K: 1 S: 20	H: 3 LOB: 2 BB: 2 P: 34	R: 0 E: 0 K: 0 S: 9	H: 0 LOB: 0 BB: 0 P: 12

1B: 13	SF: 1
2B: 3	SAC: 0
3B: 0	DP: 0
HR: 2	HBP: 2

WP: 1	PA: 53
PB: 1	
SB: 0	
CS: 0	

AB	44
R	16
H	18
RBI	16
BB	6
SO	7
LOB	21

PITCHER		IP	WLS	BF	H	R	ER	SO	BB	IBB	HBP	BLK	WP	HR	S	P	ERA	WHIP
23 Brandon Morrow, R ERA: 5.63	(1, 1)	4.1	L	27	10	9	9	4	2	1	1	0	0	1	62	103	18.69	2.769
54 Jason Frasor, R ERA: 3.08	(5, 1)	0.2		5	2	3	3	0	1	0	0	0	0	1	13	22	40.50	4.500
29 Octavio Dotel, R ERA: 5.19	(6, 1)	1.0		6	2	1	1	0	0	0	1	0	0	0	17	20	9.00	2.000
34 Marc Rzepczynski, L ERA: 2.93	(7, 1)	1.0		4	1	0	0	2	0	0	0	0	1	0	11	14	0.00	1.000
44 Casey Janssen, R ERA: 3.04	(8, 1)	0.2		7	3	3	3	1	2	0	0	0	0	0	17	29	40.50	7.500

PITCHER		IP	WLS	BF	H	R	ER	SO	BB	IBB	HBP	BLK	WP	HR	S	P	ERA	WHIP
60 Jon Rauch, R ERA: 3.6	(8, 1)	0.1		1	0	0	0	0	0	0	0	0	0	0	3	5	0.00	0.000
18 Mike McCoy, R ERA:	(9, 1)	1.0		3	0	0	0	0	0	0	0	0	0	0	9	12	0.00	0.000

Batter	1	2	3	4	5	6	7	8	9	AB	R	H	RBI	BB	SO	LOB
5 Yunel Escobar, R (1, 6) OBP: 0.365, SLG: 0.432	B FF 90 B SI 89 B SI 90 B FF 89 4-0 BB		B FF 91 B CH 85 C FC 87 C FF 92 F FF 92 F FC 87 S FF 93 2-3 ② K		F FF 90 B CH 82 X FF 88 1-1 ① G6-3		B SI 88 C SI 89 B SI 90 B SI 90 F SI 89 X SI 89 3-2 ② F9		F FF 91 B SL 86 B FC 89 B FF 90 B FF 92 4-1 BB	3	0	0	0	2	1	1
16 Corey Patterson, L (1, 7) OBP: 0.317, SLG: 0.436	B FF 90 1 SAFE C FF 90 F CH 84 F FF 90 B FF 90 F FF 92 F FF 92 D CH 85 3-3 ① K		L CH 84 B FF 92 B FC 89 X CH 84 2-1 ③ F8		B FF 89 S FF 90 F FF 91 B FF 91 F FF 90 F CH 84 S FF 93 2-3 ② K		B SI 88 F SL 86 F SI 90 B FF 88 X SI 88 2-2 ③ F9		B FF 93 B FF 93 C FC 92 X FF 93 2-1 ③ P5	5	0	0	0	0	2	3
19 José Bautista, R (1, 9) OBP: 0.490, SLG: 0.692	S FF 93 S SI 93 B SI 92 X FF 93 1-2 ② F9			B CU 79 C FF 91 B FF 91 B SI 92 F FF 92 X FF 92 3-2 ① P4	F FF 92 B FF 91 F FF 91 F FF 93 F FF 91 S FC 86 1-3 ③ K2-3			F SI 87 B CH 77 B SI 88 B SI 87 C SI 86 F SI 88 B SL 74 4-2 8 BB BB		3	0	0	0	1	1	2
26 Adam Lind, L (1, 3) OBP: 0.368, SLG: 0.580	C FF 93 B FF 92 B FF 93 F FC 89 B FF 89 S FF 93 3-3 ③ K			C FF 92 B SI 91 C FF 92 B CH 84 X FF 92 2-2 11 2B 2B		C FF 89 F FF 89 X CH 80 0-2 10 HR 1B		B SL 73 B SI 86 S SI 86 F SI 86 B SL 74 X SI 86 3-2 ① F7		4	2	2	0	0	1	2
10 Edwin Encarnación, R (1, 10) (9, 5) OBP: 0.303, SLG: 0.393		C FF 90 S FF 92 X FF 94 0-2 1B	B FF 91 B SI 92 X FC 87 2-0 ② G1-3		C FC 85 B FF 91 F FF 91 X FF 91 1-2 1-H HR			C SI 85 C SL 74 S SL 75 0-3 ② K		4	1	2	2	0	1	2
8 José Molina, R (1, 2) OBP: 0.386, SLG: 0.411		F FF 92 D CH 86 B FC 88 F FF 88 B FF 93 1 SAFE X FF 91 3-2 ① F7	D FC 88 B FF 91 F FF 91 B FC 86 B FF 92 4-1 11 2B BB		X FF 90 0-0 ① F7			C SI 85 B SI 85 B SL 74 B SI 84 B SI 85 4-1 1-2 BB		2	1	0	0	2	0	1
11 Rajai Davis, R (1, 8) OBP: 0.286, SLG: 0.368		1 SAFE C FF 92 F FF 92 F FC 88 C FF 92 0-3 ② K	X CU 80 0-0 1-H 2-H 2B		B CU 78 B FF 90 F FF 89 C FF 91 S FC 87 2-3 ② K			B FF 86 X SI 85 1-0 ③ F8		4	0	1	2	0	2	3
28 Jayson Nix, R (1, 5) (9, 4) OBP: 0.270, SLG: 0.364		1 SAFE X FF 92 0-0 ③ F8	F FC 86 B FF 92 D FF 89 X FC 86 2-1 ③ F8		C CU 79 X FC 87 0-1 ③ P6				B FF 92 X FF 91 1-0 ① P5	4	0	0	0	0	0	2
18 Mike McCoy, R (1, 4) (9, 1) OBP: 0.329, SLG: 0.318			C FF 90 B CU 80 B FC 85 C FF 91 S FC 89 2-3 ① K		B FF 88 B FF 87 X FF 88 2-0 2B		B SI 89 X FF 87 1-0 ① P3		C FF 91 X SL 87 0-1 ② G4-3	4	0	1	0	0	1	0
Inning Stats	R: 0 H: 0 E: 0 LOB: 1 K: 2 BB: 1 S: 13 P: 24	R: 0 H: 1 E: 0 LOB: 1 K: 1 BB: 0 S: 11 P: 14	R: 0 H: 0 E: 0 LOB: 0 K: 2 BB: 0 S: 10 P: 16	R: 2 H: 2 E: 0 LOB: 1 K: 0 BB: 1 S: 11 P: 24	R: 0 H: 1 E: 0 LOB: 1 K: 2 BB: 0 S: 13 P: 19	R: 2 H: 2 E: 0 LOB: 0 K: 1 BB: 0 S: 12 P: 15	R: 0 H: 0 E: 0 LOB: 0 K: 0 BB: 0 S: 7 P: 13	R: 0 H: 0 E: 0 LOB: 2 K: 1 BB: 2 S: 11 P: 23	R: 0 H: 0 E: 0 LOB: 1 K: 0 BB: 1 S: 6 P: 13	1B: 2 2B: 3 3B: 0 HR: 1	SF: 0 SAC: 0 DP: 0 HBP: 0			WP: 0 PB: 0 SB: 0 CS: 0		PA: 38	

PITCHER		IP	WLS	BF	H	R	ER	SO	BB	IBB	HBP	BLK	WP	HR	S	P	ERA	WHIP
41 John Lackey, R ERA: 7.41	(1, 1)	6.0	W	26	6	4	4	8	2	0	0	0	0	1	70	112	6.00	1.333
35 Dan Wheeler, R ERA: 7.0	(7, 1)	1.0		3	0	0	0	0	0	0	0	0	0	0	7	13	0.00	0.000
68 Tommy Hottovy, L ERA:	(8, 1)	1.0		5	0	0	0	1	2	0	0	0	0	0	11	23	0.00	2.000
64 Michael Bowden, R ERA:	(9, 1)	1.0		4	0	0	0	0	1	0	0	0	0	0	6	13	0.00	1.000

PITCHER	IP	WLS	BF	H	R	ER	SO	BB	IBB	HBP	BLK	WP	HR	S	P	ERA	WHIP

BOTTOM

Boston Red Sox @ Toronto Blue Jays

Rogers Centre, Toronto, ON

Sat Jun 11 2011, 1:10 PM - 4:44 PM EDT

Att. 39,437 - Overcast - 64 F

livebaseballscorecards.com

AB	33
R	4
H	6
RBI	4
BB	5
SO	9
LOB	16

TOP

Boston Red Sox @ Toronto Blue Jays

Rogers Centre, Toronto, ON

Sun Jun 12 2011, 1:09 PM - 4:01 PM EDT

Att. 30,364 - Partly Cloudy - 63 F

livebaseballscorecards.com

Batter	1	2	3	4	5	6	7	8	9	AB	R	H	RBI	BB	SO	LOB
2 Jacoby Ellsbury, L (1, 8) OBP: 0.376, SLG: 0.477	C FF 95 F FF 95 B CU 82 X CH 87 1-2 P5 ①		D SI 92 B FF 92 1 SAFE B SI 91 B FF 91 4-0 28 G4-3 15 WP 20 1B 1-2 BB		C FC 86 B FF 90 X FC 86 0-2 15 HR 1B B SI 92 B SI 91 X SI 92 1-1 G4-3 ③ 1-2!		X CH 82 0-0 P5 ①		B FF 88 B FF 88 F FF 88 F FF 89 B SL 85 F FF 88 X CH 83 3-2 15 G6-3 20 HR 1B	5	3	2	0	1	0	3
15 Dustin Pedroia, R (1, 4) OBP: 0.378, SLG: 0.369	B FF 95 B FC 91 F FF 96 F FF 96 X SL 84 2-2 G5-3 ②		B FF 91 C FF 93 S CH 86 S CH 85 1-3 K ① 1-2 2-3		C FC 86 B FF 90 X FC 86 1-1 1-H HR	B FF 91 B FF 91 B SI 90 C SI 91 B FF 90 4-1 28 WP 20 2B BB	B SI 87 B CH 83 F CH 82 S CH 82 D SL 80 B CH 83 4-2 BB		C FF 88 F CH 84 D CU 73 X CH 83 1-2 G6-3 ① 1-2	4	2	1	2	2	1	3
28 Adrián González, L (1, 3) OBP: 0.392, SLG: 0.584 23 Mike Cameron, R (7, PH) OBP: 0.221, SLG: 0.299 (7, 7)	B CU 81 B CH 89 X FF 96 2-0 HR		D FF 93 B CH 88 X CH 88 2-0 G4-3 ② 2-3 3-H		X FF 92 0-0 20 PB 34 HR 2B	B SI 92 C SL 81 F SL 80 D SL 81 S SL 81 2-3 K ① 1-2	S SI 87 C CH 84 B SL 80 B SI 88 F CH 83 C SI 88 2-3 K ②		B FF 90 F FF 88 C SL 86 F FF 90 F CU 74 B FF 90 X SL 85 2-2 F9 ②	4 2	2 0	2 0	2 0	0 0	1 1	2 3
20 Kevin Youkilis, R (1, 5) OBP: 0.391, SLG: 0.486	B FF 96 F FF 96 B FF 96 B FC 92 F FF 95 F FF 95 B FF 95 4-2 BB		B SI 93 B SI 93 B SI 92 C SI 93 X SI 93 3-1 3-H 1B		B SI 91 D FF 92 B FC 92 B FC 93 4-0 34 WP 34 HR 2-3 BB	B CH 80 C SI 91 X SI 91 1-1 34 2B 2-H 2B	C SL 76 F FF 86 B SI 85 X SL 79 1-2 F7 ③		X FF 90 0-0 2-H HR	4	3	3	4	2	0	2
34 David Ortiz, L (1, 10) OBP: 0.395, SLG: 0.624	C FF 94 B CH 87 1 SAFE B SI 92 F FF 93 S CH 87 2-3 K ③		B FC 89 B CH 86 D CH 88 X FF 93 3-0 G1-3 ③		B SI 92 X SI 92 1-0 1-H 3-H HR	X SL 81 0-0 13 G6-3 39 2B 2-H 2B		B FF 92 B FS 86 C FS 85 X SI 91 2-1 G5-3 ①	C CH 83 B CU 74 S FF 90 F FF 90 B FF 90 X CH 86 2-2 F7 ③	6	2	2	4	0	1	2
13 Carl Crawford, L (1, 7) OBP: 0.279, SLG: 0.393 44 Drew Sutton, S (6, 7) OBP: 0.290, SLG: 0.484 (7, 3)		B SI 94 C FF 93 S CH 87 B FF 94 F CH 88 B FF 94 S SI 90 3-3 K ①	B CH 86 B SI 91 X FF 92 2-0 L5 ①	B SI 92 F SI 93 X SI 92 1-1 39 1B 10 1B 1B	B CH 82 X SI 87 1-0 G6-3 ② 2-3		F FF 93 F FF 93 X CU 76 0-2 2B		4 1	1 0	1 1	0 0	0 0	1 0	1 0
39 Jarrod Saltalamacchia, S (1, 2) OBP: 0.313, SLG: 0.437		F SI 94 F FC 91 B SL 84 B CH 88 B FF 95 S CH 89 3-3 K ②	B FF 92 X FC 88 1-0 1B	C SI 91 F CH 80 X CH 80 0-2 10 1B 1-3 1B	B SI 87 F SI 85 B CH 82 X CH 82 2-1 3-H 2B		B FF 92 B FF 92 S FF 92 B FF 93 S FF 94 B FF 94 4-2 BB		4	0	3	1	1	1	0
7 J.D. Drew, L (1, 9) OBP: 0.330, SLG: 0.337		B FF 90 X SI 94 1-0 F8 ③	C FF 91 F SI 90 B SI 91 D CH 86 S FC 88 2-3 K ②	B SI 91 C SI 91 S SL 81 B SL 80 S SL 81 2-3 K ①	S CH 83 B FF 88 F CH 82 B SL 80 F CH 83 B SI 89 S CH 83 3-3 K ③		C FF 93 C FF 93 B FF 94 B FS 88 C FF 93 2-3 K ②		5	0	0	0	0	4	6
10 Marco Scutaro, R (1, 6) OBP: 0.347, SLG: 0.370			C FF 92 B FF 89 B SI 90 C SI 93 F FF 94 B CU 83 F FF 94 B SI 94 4-2 15 WP 2 BB 28 G4-3 BB	X FF 90 0-0 G5-3 ③	F SI 92 D SL 82 X SI 92 1-1 2 G4-3 1-2 3-H 1B		B SI 87 X SI 86 1-0 2B	C FS 87 C FS 82 D FS 86 S FS 84 1-3 K ③	4	1	2	1	1	1	3

	AB	R	H	RBI	BB	SO	LOB
	43	14	17	14	7	11	25

Inning Stats																																
	R: 1	H: 1		R: 0	H: 0		R: 2	H: 1		R: 0	H: 1		R: 6	H: 7		R: 3	H: 3		R: 0	H: 1		R: 0	H: 1		R: 2	H: 2		1B: 7	SF: 0		WP: 3	PA: 50	
	E: 0	LOB: 1		E: 0	LOB: 0		E: 0	LOB: 1		E: 0	LOB: 1		E: 0	LOB: 1		E: 0	LOB: 2		E: 0	LOB: 2		E: 0	LOB: 0		E: 0	LOB: 0		2B: 6	SAC: 0		PB: 1		
	K: 1	BB: 1		K: 2	BB: 0		K: 1	BB: 2		K: 1	BB: 0		K: 1	BB: 1		K: 2	BB: 1		K: 1	BB: 1		K: 2	BB: 1		K: 0	BB: 0		3B: 0	DP: 1		SB: 0		
	S: 13	P: 24		S: 8	P: 15		S: 11	P: 28		S: 6	P: 11		S: 19	P: 30		S: 14	P: 27		S: 11	P: 19		S: 13	P: 22		S: 17	P: 25		HR: 4	HBP: 0		CS: 0		

PITCHER		IP	WLS	BF	H	R	ER	SO	BB	IBB	HBP	BLK	WP	HR	S	P	ERA	WHIP
4 Kyle Drabek, R ERA: 5.7	(1, 1)	4.0	L	23	7	8	8	5	4	0	0	0	2	3	45	91	18.00	2.750
47 Luis Perez, L ERA: 3.92	(5, 1)	1.1		9	5	4	4	2	1	0	0	0	1	0	19	31	27.00	4.500
57 Shawn Camp, R ERA: 4.45	(6, 1)	1.2		8	2	0	0	2	1	0	0	0	0	0	18	32	0.00	1.800
50 Frank Francisco, R ERA: 5.5	(8, 1)	1.0		5	1	0	0	2	1	0	0	0	0	0	13	22	0.00	2.000
60 Jon Rauch, R ERA: 4.15	(9, 1)	1.0		5	2	2	2	0	0	0	0	0	0	1	17	25	18.00	2.000

PITCHER		IP	WLS	BF	H	R	ER	SO	BB	IBB	HBP	BLK	WP	HR	S	P	ERA	WHIP

BOTTOM

Boston Red Sox @ Toronto Blue Jays

Rogers Centre, Toronto, ON

Sun Jun 12 2011, 1:09 PM - 4:01 PM EDT

Att. 30,364 - Partly Cloudy - 63 F

livebaseballscorecards.com

Batter	1	2	3	4	5	6	7	8	9	AB	R	H	RBI	BB	SO	LOB
5 Yunel Escobar, R (1, 6) OBP: 0.360, SLG: 0.424	B FC 91 X FF 91 1-0 ① G4-3			B CU 73 F FF 92 B FF 92 S FC 89 C FF 94 2-3 ① K		C FF 92 C CU 74 B FF 93 B FC 87 F FF 93 B CU 75 F FF 92 S FF 91 3-3 ② K			C FF 91 C FF 92 B SL 85 X FF 92 1-2 ① F9	4	0	0	0	0	2	0
16 Corey Patterson, L (1, 7) OBP: 0.311, SLG: 0.429	C FF 93 B SI 90 X FF 93 1-1 ② P6			X SI 89 0-0 ② F8		F FF 93 S FC 88 B CU 76 S FC 88 1-3 ③ K			C FF 90 X FF 89 0-1 ② G3	4	0	0	0	0	1	0
19 José Bautista, R (1, 9) OBP: 0.489, SLG: 0.701 18 Mike McCoy, R (8, 9) OBP: 0.325, SLG: 0.313	C FF 93 X CU 75 0-1 ③ G3			C FF 90 B FF 94 B CH 83 F FF 90 X FF 94 2-2 HR			B FC 92 C CH 82 B SI 92 C FC 89 X FC 89 2-2 ① F8		C FF 92 B SL 83 X FF 91 1-1 ③ P4	3 1	1 0	1 0	1 0	0 0	0 0	0 0
26 Adam Lind, L (1, 3) OBP: 0.364, SLG: 0.572 20 Juan Rivera, R (7, PH) OBP: 0.309, SLG: 0.344 (8, 3)		C CU 71 S CH 88 X FF 92 0-2 ① G4-3		B FF 95 B CU 76 B CU 74 C FF 94 X FF 93 3-1 ③ F8			X FF 93 0-0 ② G4-3			2 1	0 0	0 0	0 0	0 0	0 0	0 0
9 J.P. Arencibia, R (1, 2) OBP: 0.295, SLG: 0.478		T FF 93 F FC 89 B FF 94 C FC 88 1-3 ② K			C FF 91 B CH 83 F FC 88 F FC 87 S FF 93 1-3 ① K		B FF 93 X CH 83 1-0 ③ G6-3			3	0	0	0	0	2	0
10 Edwin Encarnación, R (1, 10) OBP: 0.309, SLG: 0.394		X FF 93 0-0 ③ P5			B FF 92 C FF 91 X SI 92 1-1 1B			C FF 91 F SI 91 B FF 91 B CH 81 B CH 80 B FF 92 4-2 2 G5-3 BB		2	0	1	0	1	0	0
2 Aaron Hill, R (1, 4) OBP: 0.283, SLG: 0.312			C FF 90 X SI 90 0-1 ① G6-3		F SI 92 C FC 88 F FF 93 F CU 76 D FC 88 X CH 84 1-2 ② F9			X CH 80 0-0 ① G5-3 1-2		3	0	0	0	0	0	2
11 Rajai Davis, R (1, 8) OBP: 0.282, SLG: 0.362			B FF 93 B FF 92 F FF 91 C FF 92 F FC 87 X FC 88 2-2 ② G4-3		C FF 93 F FF 92 B FC 89 S FF 94 1-3 ③ K			F FF 93 S CH 81 F FF 91 B FF 92 F FC 88 B FF 94 F CH 81 S FF 93 2-3 ② K		3	0	0	0	0	2	2
28 Jayson Nix, R (1, 5) OBP: 0.264, SLG: 0.354			B FF 94 F FF 93 S CH 84 B FC 87 S FC 88 2-3 ③ K			B FF 91 B FF 92 X FF 90 2-0 ① F8		B CH 81 X FF 94 1-0 ③ P3		3	0	0	0	0	1	1

Inning Stats																																			
	R: 0 E: 0 K: 0 S: 5	H: 0 LOB: 0 BB: 0 P: 7		R: 0 E: 0 K: 1 S: 7	H: 0 LOB: 0 BB: 0 P: 8		R: 0 E: 0 K: 1 S: 9	H: 0 LOB: 0 BB: 0 P: 13		R: 1 E: 0 K: 1 S: 9	H: 1 LOB: 0 BB: 0 P: 16		R: 0 E: 0 K: 2 S: 14	H: 1 LOB: 1 BB: 0 P: 18		R: 0 E: 0 K: 2 S: 9	H: 0 LOB: 0 BB: 0 P: 15		R: 0 E: 0 K: 0 S: 5	H: 0 LOB: 0 BB: 0 P: 8		R: 0 E: 0 K: 1 S: 10	H: 0 LOB: 1 BB: 1 P: 17		R: 0 E: 0 K: 0 S: 7	H: 0 LOB: 0 BB: 0 P: 9		1B: 1 2B: 0 3B: 0 HR: 1	SF: 0 SAC: 0 DP: 0 HBP: 0		WP: 0 PB: 0 SB: 0 CS: 0	PA: 30

PITCHER	IP	WLS	BF	H	R	ER	SO	BB	IBB	HBP	BLK	WP	HR	S	P	ERA	WHIP
31 Jon Lester, L (1, 1) ERA: 3.73	8.0	W	27	2	1	1	8	1	0	0	0	0	1	68	102	1.12	0.375
64 Michael Bowden, R (9, 1) ERA:	1.0		3	0	0	0	0	0	0	0	0	0	0	7	9	0.00	0.000

PITCHER	IP	WLS	BF	H	R	ER	SO	BB	IBB	HBP	BLK	WP	HR	S	P	ERA	WHIP

AB	29
R	1
H	2
RBI	1
BB	1
SO	8
LOB	5

Batter	1	2	3	4	5	6	7	8	9	10	11	AB	R	H	RBI	BB	SO	LOB
2 J.J. Hardy, R (1, 6) OBP: 0.368, SLG: 0.489	C CH 83 B FF 89 B FF 88 B SL 80 X FF 88 3-1 21 1B 10 SF8 1B		B SI 86 C SI 87 B SL 82 F CH 79 F CU 76 B CU 75 X FF 90 3-2 2B		C FF 86 B FF 87 F SI 88 B CU 74 S SL 82 2-3 K ①		C FF 93 F CH 86 B FF 94 F CH 88 B FF 94 F CH 87 X FF 93 2-2 21 G3-1 3-H 2B		C FF 90 F SL 85 B SL 84 F CU 72 S SL 86 1-3 K ①		C SI 87 X SL 78 0-1 F8 ①	6	1	3	1	0	2	0
21 Nick Markakis, L (1, 9) OBP: 0.307, SLG: 0.330	C FF 88 B SI 88 F FF 88 B FF 90 1 SAFE X CH 80 2-2 ① 1-3 1B		B CH 80 C FF 89 C SI 89 B FF 90 F SL 80 B FF 89 F FF 90 B FF 90 4-2 BB		C FF 87 B SI 88 F SI 89 F SL 82 C FF 91 1-3 K ②		B FF 93 B FF 93 B FF 93 C FF 93 F FF 93 X CH 86 3-2 ② G3-1 2-3		C FF 91 X FF 90 0-1 2B		B CH 81 C SI 87 B FF 87 X CH 83 2-1 10 G1-4-3 1B	5	0	3	0	1	1	1
10 Adam Jones, R (1, 8) OBP: 0.332, SLG: 0.465	B SI 89 S FF 89 X CU 74 1-1 ② SF8 3-H		B CH 79 F CH 82 X SI 89 1-1 ② F9		B CU 77 B SI 88 F CU 78 F CH 81 F FF 90 F FF 90 T FF 91 2-2 K ③		S CH 87 B FF 93 S CH 85 X FF 93 1-2 G4-3 ③		F SL 86 S FC 88 S CU 72 0-3 K ②		C SI 87 X SI 87 0-1 ② ③ G1-4-3 1-2f	5	0	0	1	0	2	5
27 Vladimir Guerrero, R (1, 10) OBP: 0.310, SLG: 0.394	C FF 89 B SI 88 X SL 80 1-1 32 FC6 1B		X FF 90 0-0 ③ P2			S EP 57 B SL 82 X SI 88 1-1 ① G5-3		B SI 90 F SI 92 B SI 91 B SI 92 B SI 90 4-1 32 HR BB	B FF 90 B FF 90 X SL 84 2-0 ③ P2			4	1	1	0	1	0	3
32 Matt Wieters, S (1, 2) OBP: 0.332, SLG: 0.417	C FF 89 F FF 89 D SL 82 F CU 76 D CH 81 X CH 80 2-2 ③ FC6 1-2f			C CH 78 F CU 75 X FF 89 0-2 ① F8		B FF 89 X CH 80 1-0 ② G4-3		D CH 85 B SI 92 F SI 92 X SI 91 2-1 1-H HR		C FF 90 B SL 84 B FF 90 B CH 84 S FF 89 X FF 90 3-2 ① F8		5	1	1	2	0	0	1
25 Derrek Lee, R (1, 3) OBP: 0.299, SLG: 0.324		X FF 88 0-0 ① F9		B SI 87 F FF 88 B FF 88 X SL 81 2-1 ② F9		X FF 88 0-0 ③ F8		B FC 90 S SI 92 F SI 92 F FF 93 B FF 92 F CU 76 S FF 94 2-3 ① K		F SL 87 B FF 90 F FF 91 B FF 91 B FF 91 B FF 90 4-2 18 1B BB		4	0	0	0	1	1	0
30 Luke Scott, L (1, 7) OBP: 0.332, SLG: 0.455 18 Felix Pie, L (8, PR) OBP: 0.247, SLG: 0.309 (8, 7)		C FF 88 C FF 89 X FF 88 0-2 ② G5-3		X EP 60 0-0 12 1B 1B			B CU 68 F CH 78 X CH 79 1-1 11 WP 12 BB 11 SF9 1B	B SI 93 X SI 92 1-0 12 E 1B		1 SAFE B CH 84 B FF 89 1 SAFE F SL 83 D CH 84 X FF 90 3-1 1-2 1B		4 1	1 0	3 1	0 0	0 0	0 0	0 0
12 Mark Reynolds, R (1, 5) OBP: 0.317, SLG: 0.436		X FF 89 0-0 ③ G1-3		B SL 80 B CU 78 S FF 89 1 SAFE F SL 80 X SL 82 2-2 11 FC5-4 1-2 1B			F SI 87 B CH 80 B FF 87 B SI 88 S CH 78 1 SAFE B SL 82 4-2 11 SF9 11 WP 2 2B 1-2 BB	B FF 92 F FC 90 1 SAFE B FF 92 S FC 92 C FC 92 2-3 ② K 1-3		B FF 87 C FC 89 S SL 84 C SL 86 1-3 ② K		4	1	1	0	1	2	3
11 Robert Andino, R (1, 4) OBP: 0.343, SLG: 0.318			B FF 87 C CH 78 S SL 80 B FF 90 X SL 80 2-2 ① F9	B SI 89 X CU 74 1-0 ③ FC5-4 1-2f			C FF 93 C FF 93 B CH 87 F FF 94 F FF 94 F CH 87 X SL 86 1-2 ① SF9 1-3 2-H	C CU 74 F FF 92 F FF 92 S CU 76 0-3 ③ K		B FF 90 C SL 85 D CU 73 X SL 85 2-1 ③ F8		4	0	0	1	0	1	6
Inning Stats	R: 1 H: 3 E: 0 LOB: 1 K: 0 BB: 0 S: 13 P: 22	R: 0 H: 0 E: 0 LOB: 0 K: 0 BB: 0 S: 5 P: 5	R: 0 H: 1 E: 0 LOB: 2 K: 0 BB: 1 S: 14 P: 24	R: 0 H: 2 E: 0 LOB: 2 K: 0 BB: 0 S: 10 P: 15	R: 0 H: 0 E: 0 LOB: 0 K: 3 BB: 0 S: 12 P: 17	R: 0 H: 0 E: 0 LOB: 0 K: 0 BB: 0 S: 4 P: 6	R: 2 H: 2 E: 0 LOB: 1 K: 0 BB: 1 S: 21 P: 33	R: 2 H: 2 E: 1 LOB: 2 K: 3 BB: 1 S: 16 P: 27	R: 0 H: 1 E: 0 LOB: 1 K: 2 BB: 0 S: 10 P: 13	R: 0 H: 1 E: 0 LOB: 2 K: 1 BB: 1 S: 12 P: 25	R: 0 H: 1 E: 0 LOB: 0 K: 0 BB: 0 S: 6 P: 8	1B: 9 SF: 2 2B: 3 SAC: 0 3B: 0 DP: 1 HR: 1 HBP: 0						

PITCHER		IP	WLS	BF	H	R	ER	SO	BB	IBB	HBP	BLK	WP	HR	S	P	ERA	WHIP
33 Carlos Villanueva, R ERA: 3.25	(1, 1)	6.0		26	7	3	3	3	2	0	0	0	0	0	62	98	4.50	1.500
54 Jason Frasor, R ERA: 2.96	(7, 1)	1.0	H	4	1	0	0	0	0	0	0	0	1	0	17	24	0.00	1.000
34 Marc Rzepczynski, L ERA: 3.58	(8, 1)	0.0	B	2	1	2	2	0	1	0	0	0	0	1	3	9	∞	∞
44 Casey Janssen, R ERA: 2.93	(8, 1)	1.0		4	1	0	0	3	0	0	0	0	0	0	13	18	0.00	1.000
60 Jon Rauch, R ERA: 3.86	(9, 1)	2.0		9	2	0	0	3	1	0	0	0	0	0	22	38	0.00	1.500

PITCHER		IP	WLS	BF	H	R	ER	SO	BB	IBB	HBP	BLK	WP	HR	S	P	ERA	WHIP
57 Shawn Camp, R ERA: 4.31	(11, 1)	1.0	W	3	1	0	0	0	0	0	0	0	0	0	6	8	0.00	1.000

Baltimore Orioles @ Toronto Blue Jays

Rogers Centre, Toronto, ON

Tue Jun 14 2011, 7:08 PM - 10:54 PM EDT

Att. 15,592 - Partly Cloudy - 63 F

TOP

livebaseballscorecards.com

AB	42
R	5
H	13
RBI	5
BB	4
SO	9
LOB	19

1B: 9	SF: 2	WP: 1	PA: 48
2B: 3	SAC: 0	PB: 0	
3B: 0	DP: 1	SB: 0	
HR: 1	HBP: 0	CS: 0	

Batter	1	2	3	4	5	6	7	8	9	10	11	AB	R	H	RBI	BB	SO	LOB
5 Yunel Escobar, R (1, 6) OBP: 0.366, SLG: 0.428	C FF 89 B FF 89 B CU 76 B FF 89 X FF 90 3-1 G5-3 ①		C CU 75 X FF 89 0-1 16 1B 19 E 1B	F CH 86 X FC 83 0-1 16 G3 1-3 2-H 1B		C FF 88 B CU 76 B FF 88 B FF 88 F FF 88 B FF 89 4-2 19 BB 1-2 BB		C SI 95 B SI 94 X SI 96 1-1 16 FC1-6 1B		B FF 89 S FF 88 B FS 81 X FF 88 2-1 P4 ①		5	1	3	1	1	0	0
16 Corey Patterson, L (1, 7) OBP: 0.308, SLG: 0.422	C FF 90 X CU 76 0-1 G1-3 ②		X FF 89 0-0 19 FC5-4 1-2 1B	B FF 89 X CU 75 1-0 G3 1-2 3-H ②		F FF 90 C FF 92 S FF 92 0-3 K ②		L SI 95 D SI 95 X SI 95 1-1 FC1-6 26 BB 19 1B 9 FC5-2 1-2f ①		C FS 82 S FF 89 F FF 88 C FF 89 0-3 K ②		6	0	1	1	0	2	4
19 José Bautista, R (1, 9) OBP: 0.493, SLG: 0.696	F FF 91 B FF 91 B FF 89 B CU 78 B FF 90 4-1 26 2B BB		B FF 90 C FF 90 F FF 90 F FC 86 F FF 90 B FF 88 B FF 91 X FF 90 3-2 FC5-4 9 FC4-6 26 BB 1-2f 2-H ①	B FF 88 D CU 76 B FF 89 I IN 63 4-0 IBB		B FF 92 C SL 81 B SL 82 C SL 78 F FF 92 D SL 84 B FF 93 4-2 1-2 2-3 BB		F SI 95 1 SAFE D CH 88 B SI 97 X SI 97 2-1 9 FC5-2 26 BB 1-2 1B		C FS 83 F FS 83 S SI 89 0-3 K ③		3	1	1	0	3	1	1
26 Adam Lind, L (1, 3) OBP: 0.374, SLG: 0.595	B FF 90 1 SAFE B FF 90 C FF 89 S FF 90 B FF 87 X FF 90 3-2 1-H 2B		C FF 90 F FC 87 B FF 90 B FF 89 B CH 81 F CU 76 F CU 76 1 SAFE B CU 77 4-2 9 FC4-6 1-2 BB ③	B CU 75 S CH 81 F CH 86 X CH 86 1-2 G3		C SL 82 X FF 92 0-1 G4-3 ③		C CU 81 D CH 88 B SI 97 F SI 95 B SI 95 B SI 96 4-2 9 FC5-2 1-2 2-3 BB		B FS 83 X FS 81 1-0 HR		4	1	2	2	2	0	5
9 J.P. Arencibia, R (1, 2) OBP: 0.293, SLG: 0.476	X FF 89 0-0 F9 ③		F FC 86 B FF 90 C FC 87 X FF 89 1-2 FC4-6 1-2f 2-3 ②		C CU 74 X CH 87 1-1 F8 ①		S FF 91 X FF 92 0-1 10 G5-3 2B	X CU 81 0-0 FC5-2 1-2 2-3 3-Hf ②				5	0	1	0	0	0	6
10 Edwin Encarnación, R (1, 10) OBP: 0.301, SLG: 0.383		B CU 76 B FF 88 X FF 90 2-0 F9 ①	F FF 90 B FF 90 X CH 87 1-1 G6-3 ③		B FC 85 B FF 88 B FF 89 C FF 89 X FF 89 3-1 G6-3 ②		B FF 92 F FF 92 B FF 91 F FF 91 F FC 89 X SL 85 2-2 G5-3 ①② 2-3	T SI 96 C SI 95 X SI 96 0-2 F9 ③				5	0	0	0	0	0	6
2 Aaron Hill, R (1, 4) OBP: 0.290, SLG: 0.340		C FF 89 B FF 90 X FF 90 1-1 2B		C FF 88 X CU 77 0-1 28 HBP 5 1B 1B	B FF 89 X CU 75 1-0 L6 ③		F FF 91 B FF 91 B FF 91 C SL 86 X FF 91 2-2 HR		F SI 94 F SI 95 B CU 81 X SI 95 1-2 L4 ①			5	2	3	1	0	0	0
11 Rajai Davis, R (1, 8) OBP: 0.280, SLG: 0.358		C FF 90 B CU 78 F CU 77 C FF 89 1-3 K ②		F FF 88 X FF 89 0-1 F9 ①		C CU 73 F CU 74 B FF 87 F FF 88 S CU 76 1-3 K ①	B SL 87 X SL 86 1-0 1B		C SI 95 X SI 93 0-1 G6-3 ②			5	0	1	0	0	2	2
28 Jayson Nix, R (1, 5) OBP: 0.269, SLG: 0.350		D CU 77 X FF 90 1-0 G6-3 ③		F FF 89 B CH 85 B FF 88 1 SAFE 1 SAFE H CH 86 3-1 5 1B 16 G3 1-2 HBP		B FF 88 C CU 74 X FF 87 1-1 19 BB 5 WP 1B	1 SAFE P PO 88 1 SAFE B FF 90 1 SAFE B FC 89 S SL 88 3-3 K ③		B CU 80 B CU 81 C SI 96 C SI 92 C SI 94 2-3 K ③			4	1	1	0	0	2	2
Inning Stats	R: 1 E: 0 K: 0 S: 9 H: 1 LOB: 1 BB: 1 P: 19	R: 0 E: 0 K: 1 S: 7 H: 1 LOB: 1 BB: 0 P: 12	R: 1 E: 1 K: 0 S: 17 H: 2 LOB: 2 BB: 1 P: 26	R: 2 E: 0 K: 0 S: 11 H: 2 LOB: 2 BB: 1 P: 20	R: 0 E: 0 K: 0 S: 5 H: 0 LOB: 0 BB: 0 P: 10	R: 0 E: 0 K: 2 S: 16 H: 1 LOB: 3 BB: 2 P: 26	R: 1 E: 0 K: 1 S: 14 H: 3 LOB: 1 BB: 0 P: 21	R: 0 E: 0 K: 0 S: 12 H: 2 LOB: 3 BB: 1 P: 20	R: 0 E: 0 K: 1 S: 8 H: 0 LOB: 0 BB: 0 P: 11	R: 0 E: 0 K: 2 S: 9 H: 0 LOB: 0 BB: 0 P: 11	R: 1 E: 0 K: 0 S: 1 H: 1 LOB: 0 BB: 0 P: 2	1B: 8 2B: 3 3B: 0 HR: 2 SF: 0 SAC: 0 DP: 0 HBP: 1	WP: 1 PB: 0 SB: 0 CS: 0 PA: 49					

PITCHER		IP	WLS	BF	H	R	ER	SO	BB	IBB	HBP	BLK	WP	HR	S	P	ERA	WHIP
36 Chris Jakubauskas, R ERA: 5.09	(1, 1)	5.1		28	7	4	4	2	3	1	1	0	1	0	57	101	6.75	1.875
51 Michael Gonzalez, L ERA: 6.75	(6, 1)	0.2		3	0	0	0	1	1	0	0	0	0	0	8	12	0.00	1.500
37 Jeremy Accardo, R ERA: 4.5	(7, 1)	1.0		5	3	1	1	1	0	0	0	0	0	1	14	21	9.00	3.000
43 Jim Johnson, R ERA: 2.54	(8, 1)	2.0		9	2	0	0	1	1	0	0	0	0	0	20	31	0.00	1.500
19 Koji Uehara, R ERA: 2.43	(10, 1)	1.0	L	4	1	1	1	2	0	0	0	0	0	1	10	13	9.00	1.000

PITCHER	IP	WLS	BF	H	R	ER	SO	BB	IBB	HBP	BLK	WP	HR	S	P	ERA	WHIP

BOTTOM

Baltimore Orioles @ Toronto Blue Jays

Rogers Centre, Toronto, ON

Tue Jun 14 2011, 7:08 PM - 10:54 PM EDT

Att. 15,592 - Partly Cloudy - 63 F

livebaseballscorecards.com

AB	42
R	6
H	13
RBI	5
BB	6
SO	7
LOB	26

Baltimore Orioles @ Toronto Blue Jays

Rogers Centre, Toronto, ON

Wed Jun 15 2011, 7:08 PM - 9:36 PM EDT

Att. 14,541 - Partly Cloudy - 72 F

TOP

livebaseballscorecards.com

Batter	1	2	3	4	5	6	7	8	9	AB	R	H	RBI	BB	SO	LOB
2 J.J. Hardy, R (1, 6) OBP: 0.365, SLG: 0.489	C FF 91 C FF 93 S CU 79 0-3 ① K2-3			C FF 90 X CU 76 0-1 2B		B FF 92 B FF 94 F FF 93 S CH 85 C FF 92 2-3 ② K		C FF 92 C FF 92 S CU 79 0-3 ③ K2-3		4	0	1	0	0	3	0
21 Nick Markakis, L (1, 9) OBP: 0.313, SLG: 0.331	C FF 92 F SI 93 X FF 96 0-2 ② G6-3			B FF 93 B FF 92 B FF 92 B FF 94 4-0 27 G6-4-3 BB		F FF 91 B FF 93 X SI 92 1-1 1B			B FF 92 B FF 92 C FF 90 B FF 92 B FF 91 4-1 10 BB 32 1B BB	2	1	1	0	2	0	0
10 Adam Jones, R (1, 8) OBP: 0.331, SLG: 0.459	S FF 92 X FF 90 0-1 ③ G4-3			S CH 84 D FF 93 F SI 93 D CH 84 F FF 93 S CH 85 2-3 ① K		1 SAFE 1 SAFE X FF 92 0-0 ③ F9			D CH 84 B CH 83 B FF 90 B FF 91 4-0 32 1B 1-2 BB	3	0	0	0	1	1	3
27 Vladimir Guerrero, R (1, 10) OBP: 0.309, SLG: 0.391		X FF 92 0-0 ① G5-3		X FF 94 0-0 ②③ G6-4-3 1-2f			B SI 90 F FC 91 B FF 92 S CH 86 B FF 91 X CH 85 3-2 1B		B FF 94 C FF 95 C FF 95 X FF 95 1-2 ① F4	4	0	1	0	0	0	4
32 Matt Wieters, S (1, 2) OBP: 0.330, SLG: 0.414		B SI 92 X FF 93 1-0 ② F9			C FF 89 B FF 93 B FF 92 F FF 91 B FF 93 S CH 84 3-3 ① K		B SI 92 B CH 83 X FF 94 2-0 ① F9		B FF 95 C FF 95 F FF 95 F FF 95 X FF 95 1-2 25 G5-4-3 1-3 2-H 1B	4	0	1	1	0	1	1
25 Derrek Lee, R (1, 3) OBP: 0.293, SLG: 0.317		B FF 94 B FF 92 X SI 92 2-0 ③ F9			B SI 91 C FF 91 B SI 93 X SI 92 2-1 ② G4-3		C CH 84 D FF 93 F SI 92 D SL 84 S CU 79 2-3 ② K		C FF 96 S FF 95 B FF 95 X FF 95 1-2 ②③ G5-4-3 1-2f	4	0	0	0	0	1	3
12 Mark Reynolds, R (1, 5) OBP: 0.317, SLG: 0.432			B FF 92 C CU 77 F CH 87 S CU 79 1-3 ① K		B CH 86 C CH 85 B CH 86 B FF 93 B FF 94 4-1 BB		C CU 77 S CU 79 S CU 78 0-3 ③ K			2	0	0	0	1	2	1
14 Nolan Reimold, R (1, 7) OBP: 0.373, SLG: 0.488			B SI 92 S SI 88 B FF 92 S CH 87 F CU 77 S CH 86 2-3 ② K		S CH 83 1 SAFE B FF 91 S CH 85 C FF 93 1-3 ③ K			B FF 90 C CH 82 B CH 83 C FF 92 C FF 91 2-3 ① K		3	0	0	0	0	3	1
11 Robert Andino, R (1, 4) OBP: 0.337, SLG: 0.312			C FF 93 B FF 94 F FF 92 B CU 78 F CH 86 X FF 93 2-2 ③ G6-3			L FF 90 C CU 78 B FF 91 B CH 84 S FC 94 2-3 ① K		C FF 92 B FF 92 B FF 91 X FF 91 2-1 ② F8		3	0	0	0	0	1	0
Inning Stats	R: 0 E: 0 K: 1 S: 8 H: 0 LOB: 0 BB: 0 P: 8	R: 0 E: 0 K: 0 S: 3 H: 0 LOB: 0 BB: 0 P: 6	R: 0 E: 0 K: 2 S: 11 H: 0 LOB: 0 BB: 0 P: 16	R: 0 E: 0 K: 1 S: 7 H: 1 LOB: 1 BB: 1 P: 13	R: 0 E: 0 K: 2 S: 9 H: 0 LOB: 1 BB: 1 P: 19	R: 0 E: 0 K: 2 S: 9 H: 1 LOB: 1 BB: 0 P: 14	R: 0 E: 0 K: 2 S: 10 H: 1 LOB: 1 BB: 0 P: 17	R: 0 E: 0 K: 2 S: 8 H: 0 LOB: 0 BB: 0 P: 12	R: 1 E: 0 K: 0 S: 11 H: 1 LOB: 1 BB: 2 P: 22	1B: 3 2B: 1 3B: 0 HR: 0 SF: 0 SAC: 0 DP: 2 HBP: 0						

	AB	29
	R	1
	H	4
	RBI	1
	BB	4
	SO	12
	LOB	13

WP: 0 PB: 0 SB: 0 CS: 0 PA: 33

PITCHER		IP	WLS	BF	H	R	ER	SO	BB	IBB	HBP	BLK	WP	HR	S	P	ERA	WHIP
24 Ricky Romero, L ERA: 3.01	(1, 1)	8.0	W	30	3	1	1	12	4	0	0	0	0	0	66	114	1.12	0.875
50 Frank Francisco, R ERA: 5.21	(9, 1)	1.0	S	3	1	0	0	0	0	0	0	0	0	0	10	13	0.00	1.000

PITCHER	IP	WLS	BF	H	R	ER	SO	BB	IBB	HBP	BLK	WP	HR	S	P	ERA	WHIP

Batter	1	2	3	4	5	6	7	8	9	AB	R	H	RBI	BB	SO	LOB
5 Yunel Escobar, R (1, 6) OBP: 0.372, SLG: 0.446	B FF 92 B FF 92 C FF 93 B FF 93 X SI 93 3-1 HR		C CU 76 C SI 92 B SL 86 X FF 93 1-2 16 1B 1B		B SI 91 B FF 91 S SL 85 X SL 85 2-1 1B		B CH 89 B CU 75 X SI 90 2-0 ① G5-3			4	1	3	1	0	0	0
16 Corey Patterson, L (1, 7) OBP: 0.307, SLG: 0.419	C CU 78 F CU 77 X FF 93 0-2 ① G6-3		1 SAFE X FF 91 0-0 ① 1-3 1B		F FF 92 B CU 77 B CU 77 1 SAFE F SI 92 1 SAFE C SI 91 2-3 ② K		X CU 76 0-0 ② P5			4	0	1	0	0	1	1
19 José Bautista, R (1, 9) OBP: 0.489, SLG: 0.686	X FF 92 0-0 ② F9		B CU 78 F CH 85 C CH 84 B FF 93 F SI 92 D CU 80 F SI 94 S SL 88 3-3 ② K		F SI 92 B FF 91 X FF 91 1-1 ③ F8		B SL 82 C CU 75 B SI 91 B CH 84 D CU 77 4-1 26 HR BB			3	1	0	0	1	1	2
26 Adam Lind, L (1, 10) OBP: 0.382, SLG: 0.614	B SI 92 C CU 77 X CH 86 1-1 20 1B 1B		I IN 69 I IN 71 I IN 71 I IN 71 4-0 IBB			B CU 76 F SL 83 C SI 91 B SL 85 F SL 83 S CU 76 2-3 ① K	1 SAFE C SL 76 S SL 72 B FF 88 1 SAFE X SL 76 1-2 1-H HR			3	1	2	2	1	1	0
20 Juan Rivera, R (1, 3) OBP: 0.316, SLG: 0.371	X FF 92 0-0 9 FC4 1-2 1B		B SI 92 F FF 92 S SL 85 S SI 93 1-3 ③ K			B SL 85 F SI 91 X CH 85 1-1 HR	C SI 93 B SI 93 X FF 93 1-1 2B			4	1	3	1	0	1	2
9 J.P. Arencibia, R (1, 2) OBP: 0.287, SLG: 0.466	C SL 86 S SL 88 F FF 92 F SL 88 D CU 79 X FF 92 1-2 ③ FC4 1-2f			X SL 85 0-0 ① P3		C SL 84 B SL 83 B CU 76 X SL 85 2-1 ② G6-3	B SL 85 C SI 93 B SL 84 S SL 84 F FF 95 X SL 84 2-2 ③ F8			4	0	0	0	0	0	3
2 Aaron Hill, R (1, 4) OBP: 0.290, SLG: 0.343		X FF 90 0-0 ① F7		C SI 92 B SL 86 B CH 86 B FF 92 X FF 92 3-1 ② L7		C SL 84 X FF 91 0-1 11 E 2B		B FC 87 B FF 91 X FC 89 2-0 ① F7		4	0	1	0	0	0	0
11 Rajai Davis, R (1, 8) OBP: 0.279, SLG: 0.356		X FF 92 0-0 ② G4-3		B FF 91 S SL 84 B CU 79 C SI 92 F CU 78 F FF 92 X SL 86 2-2 ③ G3-1		X SI 91 0-0 E3 2-3 1B		S CU 81 B FF 93 S CU 80 C FC 88 1-3 ② K		4	0	1	0	0	1	0
28 Jayson Nix, R (1, 5) OBP: 0.261, SLG: 0.339		C SI 92 F SL 88 B FF 93 X SI 93 1-2 ③ G6-3			C SL 87 B SI 90 S SL 86 F FF 91 C FF 93 1-3 ① K	1 SAFE X SI 89 0-0 ③ F7		C FF 93 C FC 89 B CU 81 S CU 80 1-3 ③ K		4	0	0	0	0	2	2
Inning Stats	R: 1 E: 0 K: 0 S: 14 H: 3 LOB: 2 BB: 0 P: 19	R: 0 E: 0 K: 0 S: 5 H: 0 LOB: 0 BB: 0 P: 6	R: 0 E: 0 K: 2 S: 12 H: 2 LOB: 2 BB: 1 P: 21	R: 0 E: 0 K: 0 S: 8 H: 0 LOB: 0 BB: 0 P: 13	R: 0 E: 0 K: 2 S: 11 H: 1 LOB: 1 BB: 0 P: 17	R: 1 E: 1 K: 1 S: 12 H: 3 LOB: 2 BB: 0 P: 17	R: 2 E: 0 K: 0 S: 13 H: 2 LOB: 1 BB: 1 P: 23	R: 0 E: 0 K: 2 S: 7 H: 0 LOB: 0 BB: 0 P: 11		1B: 6 2B: 2 3B: 0 HR: 3 SF: 0 SAC: 0 DP: 0 HBP: 0					WP: 0 PB: 0 SB: 0 CS: 0 PA: 36	

BOTTOM

Baltimore Orioles @ Toronto Blue Jays

Rogers Centre, Toronto, ON

Wed Jun 15 2011, 7:08 PM - 9:36 PM EDT

Att. 14,541 - Partly Cloudy - 72 F

livebaseballscorecards.com

AB	34
R	4
H	11
RBI	4
BB	2
SO	7
LOB	10

PITCHER		IP	WLS	BF	H	R	ER	SO	BB	IBB	HBP	BLK	WP	HR	S	P	ERA	WHIP
34 Jake Arrieta, R ERA: 4.45	(1, 1)	6.2	L	30	9	3	3	5	1	1	0	0	0	2	65	102	4.05	1.500
57 Clay Rapada, L ERA: 7.84	(7, 1)	0.0		1	1	1	1	0	0	0	0	0	0	1	3	4	∞	∞
49 Jason Berken, R ERA: 7.79	(7, 1)	0.1		2	1	0	0	0	0	0	0	0	0	0	7	10	0.00	3.000
63 Kevin Gregg, R ERA: 3.08	(8, 1)	1.0		3	0	0	0	2	0	0	0	0	0	0	7	11	0.00	0.000

PITCHER	IP	WLS	BF	H	R	ER	SO	BB	IBB	HBP	BLK	WP	HR	S	P	ERA	WHIP

Batter	1	2	3	4	5	6	7	8	9	AB	R	H	RBI	BB	SO	LOB
2 J.J. Hardy, R (1, 6) OBP: 0.366, SLG: 0.514	B FF 88 B FF 90 F SI 86 X FF 90 2-1 F8 ①		X FF 92 0-0 1-3 2B			C FF 90 B FF 91 X FF 90 1-1 HR		X FF 92 0-0 G5-3 ①	B SL 80 F CH 82 B SI 87 F SI 87 S SL 80 2-3 K ②	5	1	2	1	0	1	3
21 Nick Markakis, L (1, 9) OBP: 0.311, SLG: 0.328	C SI 89 B SL 82 C SL 81 T SI 90 1-2 K ②		B FF 91 C FF 92 C FF 91 X SI 91 1-2 G4-3 ③			B FF 92 C CH 83 B CU 82 C SI 91 F SL 84 B SL 83 X FF 92 3-2 27 2B 1B		B FF 92 B FF 93 B FF 93 C FF 93 X FF 93 3-1 G6-3 ②	B CH 82 C FF 86 B FF 86 B SI 87 S SI 86 F SI 87 X SI 86 3-2 G4-3 ③	5	1	1	0	0	1	5
10 Adam Jones, R (1, 8) OBP: 0.326, SLG: 0.452	B FF 92 F FF 89 F FF 91 C FF 92 1-3 K ③			F SL 84 S SL 84 X FF 93 0-2 G4-3 ①		1 SAFE B SI 92 X FF 90 1-0 P5 ①		B FF 92 C FF 94 S CH 87 S CH 88 1-3 K ③		4	0	0	0	0	2	1
27 Vladimir Guerrero, R (1, 10) OBP: 0.316, SLG: 0.401 14 Nolan Reimold, R (9, PR) OBP: 0.373, SLG: 0.488 (9, 10)		B SL 82 B SI 90 X FF 89 2-0 P3 ①		X SL 82 0-0 30 BLK 1B		X FF 91 0-0 1-H 2B			B SL 84 S SL 82 B FF 89 F SL 83 X SL 83 2-2 30 1B 25 FC5 1B	4 0	0 1	3 0	1 0	0 0	0 0	0 0
30 Luke Scott, L (1, 7) OBP: 0.330, SLG: 0.450 18 Felix Pie, L (9, PR) OBP: 0.247, SLG: 0.309 (9, 7)		X FF 89 0-0 L6 ②		C SI 92 B FF 92 1 SAFE F FF 92 X FF 92 1-2 F7 ② 1-2		F FF 91 F FF 92 B SL 84 S SL 84 1-3 K ②			X FF 89 0-0 12 BB 25 FC5 6 1B 1-3 1B	4 0	0 1	1 0	0 0	0 0	1 0	2 0
25 Derrek Lee, R (1, 3) OBP: 0.287, SLG: 0.310		B FF 90 C FF 90 X SI 92 1-1 L7 ③		B FF 92 B FF 93 F FF 92 X FF 91 2-1 F8 ③		F FF 91 X FF 92 0-1 F9 ③			F FF 89 B FF 89 B SL 84 D SL 83 X SL 84 3-1 FC5 6 1B 12 BB 1-2 3-H	4	0	0	1	0	0	3
12 Mark Reynolds, R (1, 5) OBP: 0.328, SLG: 0.435			B SL 81 B FF 90 B SI 90 C FF 91 B SI 92 4-1 6 G4-6-3 BB		B SL 82 C SI 90 C FF 91 B SI 92 X SL 84 2-2 6 F9-3 1B		H SI 88 1-0 6 G6-4-3 HBP		L SI 93 B FF 92 F FF 92 B SL 82 D FF 94 B FF 93 4-2 6 1B 1-2 2-3 BB	1	0	1	0	2	0	0
6 Ryan Adams, R (1, 4) OBP: 0.292, SLG: 0.227 11 Robert Andino, R (9, 4) OBP: 0.337, SLG: 0.312			C SL 83 1 SAFE 1 SAFE F FF 90 1 SAFE X SI 91 0-2 G4-6-3 ①② 1-2f		1 SAFE B SI 92 X FF 92 1-0 F9-3 ①② 1-1		1 SAFE B FF 89 1 SAFE B FF 89 F FF 90 F FF 90 1 SAFE 1 SAFE X FF 92 2-2 G6-4-3 ①② 1-2f		C SL 83 D CH 84 F FF 94 F SL 82 X SI 94 1-2 1-2 2-3 3-H 1B	4 0	0 0	1 0	1 0	0 0	0 0	3 0
15 Craig Tatum, R (1, 2) OBP: 0.444, SLG: 0.333 32 Matt Wieters, S (9, PH) OBP: 0.329, SLG: 0.412 (9, 2)			C FF 93 X FF 91 0-1 2 2B 1B		B FF 91 X SI 92 1-0 L6 ③		B SL 83 B SI 91 F SL 91 B FF 92 F FF 90 C FF 92 3-3 K ③		X CH 82 0-0 P6 ①	3 1	0 0	1 0	0 0	0 0	1 0	0 3
Inning Stats	R: 0 E: 0 K: 2 S: 8 H: 0 LOB: 0 BB: 0 P: 12	R: 0 E: 0 K: 0 S: 4 H: 0 LOB: 0 BB: 0 P: 7	R: 0 E: 0 K: 0 S: 10 H: 2 LOB: 2 BB: 1 P: 15	R: 0 E: 0 K: 0 S: 9 H: 1 LOB: 1 BB: 0 P: 12	R: 0 E: 0 K: 0 S: 5 H: 1 LOB: 0 BB: 0 P: 9	R: 2 E: 0 K: 1 S: 13 H: 3 LOB: 1 BB: 0 P: 19	R: 0 E: 0 K: 1 S: 6 H: 0 LOB: 0 BB: 0 P: 12	R: 0 E: 0 K: 1 S: 6 H: 0 LOB: 0 BB: 0 P: 10	R: 2 E: 0 K: 1 S: 20 H: 3 LOB: 3 BB: 1 P: 35	1B: 7 2B: 3 3B: 0 HR: 1 SF: 0 SAC: 0 DP: 3 HBP: 1						

PITCHER		IP	WLS	BF	H	R	ER	SO	BB	IBB	HBP	BLK	WP	HR	S	P	ERA	WHIP
56 Zach Stewart, R ERA: 2.57	(1, 1)	7.0		27	7	2	2	4	1	0	1	1	0	1	55	86	2.57	1.143
54 Jason Frasor, R ERA: 2.86	(8, 1)	1.0		3	0	0	0	1	0	0	0	0	0	0	6	10	0.00	0.000
60 Jon Rauch, R ERA: 4.5	(9, 1)	0.0	L	3	2	2	2	0	0	0	0	0	0	0	6	11	∞	∞
47 Luis Perez, L ERA: 3.92	(9, 1)	0.0		2	1	0	0	0	1	0	0	0	0	0	6	11	∞	∞
57 Shawn Camp, R ERA: 4.18	(9, 1)	1.0		3	0	0	0	1	0	0	0	0	0	0	8	13	0.00	0.000

PITCHER	IP	WLS	BF	H	R	ER	SO	BB	IBB	HBP	BLK	WP	HR	S	P	ERA	WHIP

TOP

Baltimore Orioles @ Toronto Blue Jays

Rogers Centre, Toronto, ON

Thu Jun 16 2011, 12:37 PM - 3:08 PM EDT

Att. 31,822 - Cloudy - 68 F

livebaseballscorecards.com

AB	35
R	4
H	10
RBI	4
BB	2
SO	6
LOB	20



Baltimore Orioles @ Toronto Blue Jays

Rogers Centre, Toronto, ON

Thu Jun 16 2011, 12:37 PM - 3:08 PM EDT

Att. 31,822 - Cloudy - 68 F

BOTTOM

livebaseballscorecards.com

Batter	1	2	3	4	5	6	7	8	9	AB	R	H	RBI	BB	SO	LOB
5 Yunel Escobar, R (1, 6) OBP: 0.367, SLG: 0.439	B SI 90 C SI 91 B SI 91 C SI 92 B FF 92 X SI 93 3-2 ① G6-3		B SL 83 C SI 92 B CU 74 X FF 94 2-1 ③ G6-3			X SI 96 0-0 FC4 16 SH3-4 19 1B 1-2		B FF 92 F FF 92 X SI 92 1-1 ① F9		4	1	0	0	0	0	1
16 Corey Patterson, L (1, 7) (8, 8) OBP: 0.307, SLG: 0.418	B SI 92 X FF 91 1-0 19 S 1B			C CU 74 S CU 75 B CU 76 X SI 95 1-2 ① F8		X SI 94 0-0 ① SH3-4 1-2 2-3		B SL 84 X FF 92 1-0 ② G4-3		3	0	1	0	0	0	0
19 José Bautista, R (1, 9) OBP: 0.486, SLG: 0.678	D CU 74 F SI 94 B SL 84 F SI 95 S FF 95 2-3 ② K 1-2			C SL 81 X SI 95 0-1 ② F9		X SI 96 0-0 2 1B 26 1B 2-H 3-H 1B		B SL 85 X FF 92 1-0 ③ L6		4	0	1	2	0	1	1
26 Adam Lind, L (1, 3) OBP: 0.384, SLG: 0.629	C FF 92 S CU 74 C SI 94 0-3 ③ K			B SI 95 B SI 95 X SI 93 2-0 ③ F7		S CH 88 D CH 88 1 SAFE X SI 95 1-1 2 1B 1-2 1B			C CU 79 B FC 87 X FC 87 1-1 HR	4	1	2	1	0	1	1
2 Aaron Hill, R (1, 4) OBP: 0.294, SLG: 0.343		B FF 92 B SI 92 B SI 93 C FF 93 C SI 94 F FF 95 F FF 95 T SL 86 3-2 ① K			B SL 82 B SI 92 C SL 80 F SI 93 F CH 84 B CU 75 B FF 94 4-2 8 F8 10 G6-3 BB	C CU 80 B SI 95 D CH 88 X FF 96 2-1 10 G6-4-3 1-2 2-3 1B			C CU 82 C FF 93 B FC 88 B FF 93 F FF 93 X FF 94 2-2 ① F9	3	0	1	0	1	1	0
10 Edwin Encarnación, R (1, 10) OBP: 0.295, SLG: 0.374		X FF 94 0-0 ② F8			B FF 94 X SI 93 1-0 ① G6-3 1-2	B FF 95 B SI 95 F SI 96 T SI 95 X FF 95 2-2 ② ③ G6-4-3 1-2f			F FF 90 X FC 89 0-1 ② F8	4	0	0	0	0	0	4
8 José Molina, R (1, 2) OBP: 0.372, SLG: 0.395 9 J.P. Arencibia, R (8, 2) OBP: 0.286, SLG: 0.464		C FF 93 C CH 83 X SI 95 0-2 ③ G5-3			S SL 81 B SL 81 C SI 93 X SL 81 1-2 ② F8 2-3		C FF 91 S SL 83 S SL 83 0-3 ① K		C FC 90 B FC 89 B CU 82 X CU 82 2-1 ③ G6-3	3 1	0 0	0 0	0 0	0 0	1 0	1 0
11 Rajai Davis, R (1, 8) OBP: 0.277, SLG: 0.352 20 Juan Rivera, R (7, PH) OBP: 0.315, SLG: 0.369 (8, 7)			S CU 75 F CH 82 B FF 92 S SL 83 1-3 ① K		S SL 82 B SL 83 B SI 95 C SI 94 C FF 95 2-3 ③ K		C F SL 84 B SI 94 S SL 83 1-3 ② K			2 1	0 0	0 0	0 0	0 0	2 1	1 0
28 Jayson Nix, R (1, 5) OBP: 0.263, SLG: 0.339			X SI 92 0-0 ② F8			B SI 94 X SI 94 1-0 16 SH3-4 5 E 19 1B 1B	B FF 92 X SL 82 1-0 ③ F7			3	1	1	0	0	0	0
Inning Stats	R: 0 H: 1 E: 0 LOB: 1 K: 2 BB: 0 S: 10 P: 16	R: 0 H: 0 E: 0 LOB: 0 K: 1 BB: 0 S: 9 P: 12	R: 0 H: 0 E: 0 LOB: 0 K: 1 BB: 0 S: 6 P: 9	R: 0 H: 0 E: 0 LOB: 0 K: 0 BB: 0 S: 6 P: 9	R: 0 H: 0 E: 0 LOB: 1 K: 1 BB: 1 S: 10 P: 18	R: 2 H: 4 E: 1 LOB: 2 K: 0 BB: 0 S: 11 P: 17	R: 0 H: 0 E: 0 LOB: 0 K: 2 BB: 0 S: 7 P: 9	R: 0 H: 0 E: 0 LOB: 0 K: 0 BB: 0 S: 4 P: 7	R: 1 H: 1 E: 0 LOB: 0 K: 0 BB: 0 S: 10 P: 15	1B: 5 SF: 0 2B: 0 SAC: 1 3B: 0 DP: 1 HR: 1 HBP: 0						WP: 0 PA: 34 PB: 0 SB: 1 CS: 0

	AB	32
	R	3
	H	6
	RBI	3
	BB	1
	SO	7
	LOB	9

PITCHER	IP	WLS	BF	H	R	ER	SO	BB	IBB	HBP	BLK	WP	HR	S	P	ERA	WHIP
46 Jeremy Guthrie, R (1, 1) ERA: 3.56	5.0		17	1	0	0	5	1	0	0	0	0	0	41	64	0.00	0.400
43 Jim Johnson, R (6, 1) ERA: 2.7	1.0	B	7	4	2	1	0	0	0	0	0	0	0	11	17	9.00	4.000
49 Jason Berken, R (7, 1) ERA: 6.98	2.0	W	6	0	0	0	2	0	0	0	0	0	0	11	16	0.00	0.000
63 Kevin Gregg, R (9, 1) ERA: 3.29	1.0	S	4	1	1	1	0	0	0	0	0	0	1	10	15	9.00	1.000

PITCHER	IP	WLS	BF	H	R	ER	SO	BB	IBB	HBP	BLK	WP	HR	S	P	ERA	WHIP

Batter	1	2	3	4	5	6	7	8	9	AB	R	H	RBI	BB	SO	LOB
5 Yunel Escobar, R (1, 6) OBP: 0.361, SLG: 0.431	F SI 86 C SL 80 B SL 81 B SL 82 X KC 78 2-2 G4-3			B KC 74 X FC 85 1-0 G6-3		B FC 86 F FC 87 D SL 82 X SL 82 2-1 FC5-4 1-2f		B FF 90 B FF 92 X FF 93 2-0 G6-3 2-3		4	0	0	0	0	0	2
16 Corey Patterson, L (1, 8) (9, 7) OBP: 0.307, SLG: 0.413	L SI 87 B FF 88 B SI 87 F KC 75 S SL 81 2-3 K			X SI 87 0-0 G3			H FC 84 1-0 19 S 19 2B HBP	X SI 94 0-0 FC4-2 19 WP 3-H		3	1	0	0	0	1	1
19 José Bautista, R (1, 9) OBP: 0.486, SLG: 0.679	B FC 87 C FC 87 F FC 87 B FC 88 S SL 81 2-3 K			C FC 86 X FC 87 0-1 26 CS 1B			1 SAFE B FC 87 B FC 87 S FC 87 B FC 87 X FC 87 3-1 26 HR 1-H 2B	C CU 79 B CU 80 B FF 94 B FF 90 X FF 93 3-1 P3 1-2		4	1	2	1	0	1	1
26 Adam Lind, L (1, 3) OBP: 0.381, SLG: 0.638		B SI 85 F KC 76 S SL 80 X FC 87 1-2 F9		1 SAFE F SI 88 B SL 81 F SL 80 1 SAFE B SL 82 2-2 CS 1-2	B SI 86 X SI 87 1-0 G4-3		X SL 79 0-0 2-H HR		C FF 95 X FS 88 0-1 F8	4	1	1	2	0	0	0
20 Juan Rivera, R (1, 7) OBP: 0.310, SLG: 0.362 50 Frank Francisco, R (9, 1)		F FC 86 X FC 87 0-1 G3-1			C SL 80 X SL 80 0-1 G4-3		B KC 76 B FC 87 X SI 88 2-0 G4-3		F FC 92 S SL 80 S SL 83 0-3 K	4 0	0 0	0 0	0 0	0 0	1 0	0 0
9 J.P. Arencibia, R (1, 2) OBP: 0.280, SLG: 0.455		C FC 86 B SL 81 F SI 88 B FC 88 X FC 88 2-2 G6-3			B FC 87 B SI 90 S FC 87 S FC 88 X SI 90 2-2 G4-3		C CU 76 F FC 87 S SL 81 0-3 K		C FF 95 B FC 92 F FF 92 B SL 84 X SL 79 2-2 G5-3	4	0	0	0	0	1	0
2 Aaron Hill, R (1, 4) OBP: 0.294, SLG: 0.343			B KC 73 S FC 85 B SL 79 X FC 87 2-1 G1-3			C KC 75 X FC 87 0-1 F9	B SL 80 B SL 80 C FF 88 C FC 87 X SL 82 2-2 28 FC6-4 1B			3	0	1	0	0	0	0
28 Jayson Nix, R (1, 5) OBP: 0.257, SLG: 0.331 29 Octavio Dotel, R (7, 1) 34 Marc Rzepczynski, L (8, 1) 11 Rajai Davis, R (9, 8) OBP: 0.277, SLG: 0.352			X FC 86 0-0 G6-3			B KC 77 C KC 77 F SL 82 X FC 88 1-2 F9	1 SAFE F FC 85 1 SAFE B SL 80 C FC 86 1 SAFE X SL 80 1-2 FC6-4 1-2f			3 0 0 0	0 0 0 0	0 0 0 0	0 0 0 0	0 0 0 0	0 0 0 0	1 0 0 0
37 Jo-Jo Reyes, L (1, 1) OBP: 0.500, SLG: 0.500 6 John McDonald, R (7, 5) OBP: 0.259, SLG: 0.311			B SI 89 C SI 87 X SI 90 1-1 G6-3			F SI 88 B SL 82 C FC 88 B FC 89 X SI 89 2-2 5 FC5-4 1B		X FF 92 0-0 5 G6-3 16 FC4-2 2B		2 1	0 0	1 1	0 0	0 0	0 0	0 0
Inning Stats	R: 0 E: 0 K: 2 S: 9 H: 0 LOB: 0 BB: 0 P: 15	R: 0 E: 0 K: 0 S: 8 H: 0 LOB: 0 BB: 0 P: 11	R: 0 E: 0 K: 0 S: 5 H: 0 LOB: 0 BB: 0 P: 8	R: 0 E: 0 K: 0 S: 6 H: 1 LOB: 0 BB: 0 P: 9	R: 0 E: 0 K: 0 S: 6 H: 0 LOB: 0 BB: 0 P: 9	R: 0 E: 0 K: 0 S: 10 H: 1 LOB: 1 BB: 0 P: 15	R: 3 E: 0 K: 1 S: 13 H: 3 LOB: 1 BB: 0 P: 22	R: 0 E: 0 K: 0 S: 5 H: 1 LOB: 1 BB: 0 P: 10	R: 0 E: 0 K: 1 S: 8 H: 0 LOB: 0 BB: 0 P: 10	1B: 3 2B: 2 3B: 0 HR: 1 SF: 0 SAC: 0 DP: 0 HBP: 1						

PITCHER	IP	WLS	BF	H	R	ER	SO	BB	IBB	HBP	BLK	WP	HR	S	P	ERA	WHIP
44 Mike Leake, R (1, 1) ERA: 4.04	7.0	L	26	5	3	3	3	0	0	1	0	0	1	57	89	3.86	0.714
66 Logan Ondrusek, R (8, 1) ERA: 1.77	1.0		4	1	0	0	0	0	0	0	0	1	0	5	10	0.00	1.000
40 Nick Masset, R (9, 1) ERA: 3.68	1.0		3	0	0	0	1	0	0	0	0	0	0	8	10	0.00	0.000

PITCHER	IP	WLS	BF	H	R	ER	SO	BB	IBB	HBP	BLK	WP	HR	S	P	ERA	WHIP

TOP

Toronto Blue Jays @ Cincinnati Reds

Great American Ball Park, Cincinnati, OH

Fri Jun 17 2011, 7:12 PM - 9:41 PM EDT

Att. 32,026 - Partly Cloudy - 85 F

livebaseballscorecards.com

AB	32
R	3
H	6
RBI	3
BB	0
SO	4
LOB	5

WP: 1	PA: 34		
PB: 0			
SB: 1			
CS: 1			

BOTTOM

Batter	1	2	3	4	5	6	7	8	9	AB	R	H	RBI	BB	SO	LOB
6 Drew Stubbs, R (1, 8) OBP: 0.344, SLG: 0.425	C SI 89 F SI 90 F FF 89 S CH 83 0-3 ① K		B SI 90 B CH 82 T FF 90 S CH 82 B FF 91 C CH 82 3-3 ② K			X SI 90 0-0 HR		C FF 90 C FF 91 C FF 93 0-3 ① K		4	1	1	1	0	3	0
4 Brandon Phillips, R (1, 4) OBP: 0.338, SLG: 0.387	X SI 90 0-0 19 G3 2B		X FF 90 0-0 ③ G6-3			B FF 89 F FF 90 B FF 90 S FF 90 F FF 91 F FF 92 X SL 85 2-2 ② F9		C FC 91 F FF 91 S FF 92 0-3 ② K		4	0	1	0	0	1	0
19 Joey Votto, L (1, 3) OBP: 0.451, SLG: 0.510	S FF 88 B SI 89 X SL 83 1-1 ② G3 2-3			C FF 88 B FF 88 B CH 80 B SI 90 C FF 89 F SL 84 X CH 82 3-2 ① G5-3		B FF 89 X SI 91 1-0 ③ G4-3		B SI 91 X SI 91 1-0 ③ G4-3		4	0	0	0	0	0	1
32 Jay Bruce, L (1, 9) OBP: 0.352, SLG: 0.521	C FF 88 S FF 88 B SL 85 S SI 90 1-3 ③ K			F FF 90 B FF 92 X FF 91 1-1 ② G4-3			L FF 89 C FF 88 B FF 89 F SI 89 T SL 83 1-2 ① K		B FF 94 F FF 94 C CU 77 S FF 95 1-3 ① K	4	0	0	0	0	3	1
27 Scott Rolen, R (1, 5) OBP: 0.297, SLG: 0.419		C SI 88 X SI 90 0-1 ① F9		C CH 82 B SI 92 F SI 91 B FF 90 F CH 82 F FF 90 F CH 83 F FF 91 B SI 92 3-2 ③ G5-3			C SI 90 F FF 89 B FF 88 B FF 89 X CH 81 2-2 HR		B FS 87 C FS 86 C CU 78 F FF 96 B CU 81 C FF 96 2-3 ② K	4	1	1	1	0	1	0
31 Jonny Gomes, R (1, 7) OBP: 0.337, SLG: 0.404 66 Logan Ondrusek, R (8, 1) 40 Nick Masset, R (9, 1) 15 Fred Lewis, L (9, PH) OBP: 0.333, SLG: 0.355		C SI 89 S CH 82 B FF 89 B FF 87 X CH 83 2-2 1B			X CH 82 0-0 ① G5-3		B SI 90 X SI 90 1-0 28 FC5 29 1B 1B		C FF 95 B FF 94 B FS 88 B FF 95 C FF 95 X FF 94 3-2 1B	3 0 0 1	0 0 0 0	2 0 0 1	0 0 0 0	0 0 0 0	0 0 0 0	0 0 0 0
29 Ryan Hanigan, R (1, 2) OBP: 0.365, SLG: 0.333		1 SAFE B CH 83 C SI 89 B CH 82 C SI 89 X FF 88 2-2 ② L6			B SI 89 X SI 90 1-0 ② F9		D CH 82 C FF 88 F FF 87 1 SAFE X FF 87 1-2 28 FC5 1-2 1B		C FF 95 X FF 95 0-1 ③ F9	4	0	1	0	0	0	2
7 Paul Janish, R (1, 6) OBP: 0.255, SLG: 0.270		C SI 90 X SI 89 0-1 ③ F7			B SI 90 C SI 90 X FF 90 1-1 ③ G5-3		B FF 91 C FF 89 B FC 90 X FC 90 2-1 ② F9			3	0	0	0	0	0	3
44 Mike Leake, R (1, 1) OBP: 0.259, SLG: 0.333 28 Chris Heisey, R (7, PH) OBP: 0.331, SLG: 0.435 (8, 7)			C SI 88 B FF 89 F SI 90 F CH 82 S FF 88 1-3 ① K			B SI 90 X FF 90 1-0 ① F8	C FC 92 B FC 92 S SL 81 B FC 92 B FC 90 X FF 89 3-2 ③ FC5 1-2 2-3f			2 1	0 0	0 0	0 0	0 0	1 0	0 2
Inning Stats	R: 0 E: 0 K: 2 S: 10 H: 1 LOB: 1 BB: 0 P: 12	R: 0 E: 0 K: 0 S: 10 H: 1 LOB: 1 BB: 0 P: 14	R: 0 E: 0 K: 2 S: 8 H: 0 LOB: 0 BB: 0 P: 12	R: 0 E: 0 K: 0 S: 13 H: 0 LOB: 0 BB: 0 P: 20	R: 0 E: 0 K: 0 S: 4 H: 0 LOB: 0 BB: 0 P: 6	R: 1 E: 0 K: 0 S: 8 H: 1 LOB: 0 BB: 0 P: 12	R: 1 E: 0 K: 1 S: 16 H: 3 LOB: 2 BB: 0 P: 26	R: 0 E: 0 K: 2 S: 7 H: 0 LOB: 0 BB: 0 P: 8	R: 0 E: 0 K: 2 S: 12 H: 1 LOB: 1 BB: 0 P: 18	1B: 4 2B: 1 3B: 0 HR: 2	SF: 0 SAC: 0 DP: 0 HBP: 0		WP: 0 PB: 0 SB: 0 CS: 0	PA: 34			

PITCHER		IP	WLS	BF	H	R	ER	SO	BB	IBB	HBP	BLK	WP	HR	S	P	ERA	WHIP
37 Jo-Jo Reyes, L ERA: 4.18	(1, 1)	6.1	W	25	6	2	2	5	0	0	0	0	0	1	64	92	2.84	0.947
29 Octavio Dotel, R ERA: 4.82	(7, 1)	1.1	H	4	0	0	0	2	0	0	0	0	0	0	11	16	0.00	0.000
34 Marc Rzepczynski, L ERA: 3.54	(8, 1)	0.1	H	1	0	0	0	0	0	0	0	0	0	0	1	2	0.00	0.000
50 Frank Francisco, R ERA: 4.95	(9, 1)	1.0	S	4	1	0	0	2	0	0	0	0	0	0	12	18	0.00	1.000

PITCHER	IP	WLS	BF	H	R	ER	SO	BB	IBB	HBP	BLK	WP	HR	S	P	ERA	WHIP

Toronto Blue Jays @ Cincinnati Reds

Great American Ball Park, Cincinnati, OH

Fri Jun 17 2011, 7:12 PM - 9:41 PM EDT

Att. 32,026 - Partly Cloudy - 85 F

livebaseballscorecards.com

AB	34
R	2
H	7
RBI	2
BB	0
SO	9
LOB	9

Toronto Blue Jays @ Cincinnati Reds

Great American Ball Park, Cincinnati, OH

Sat Jun 18 2011, 7:12 PM - 10:05 PM EDT

Att. 31,688 - Partly Cloudy - 76 F

livebaseballscorecards.com

Batter	1	2	3	4	5	6	7	8	9	AB	R	H	RBI	BB	SO	LOB
5 Yunel Escobar, R (1, 6) OBP: 0.359, SLG: 0.431	C FF 93 C KC 79 F KC 79 C FF 94 0-3 ① K		C KC 78 S CH 82 B KC 80 F CH 84 B FF 95 X CH 84 2-2 16 FC 2B	B KC 80 S CH 83 C FF 94 D KC 80 S CH 85 2-3 ③ K		C SL 83 C SL 82 F SL 85 B FF 88 B FF 90 F FS 86 S FS 85 2-3 ③ K			B FC 90 B FC 89 X FF 92 2-0 ② F9	5	1	1	0	0	3	0
16 Corey Patterson, L (1, 7) OBP: 0.306, SLG: 0.414	B FF 94 F FF 93 S CH 85 S CH 85 1-3 ② K		X SI 92 0-0 ① FC 2-H		F KC 76 X SI 93 0-1 19 1B 2B		C FS 84 S FS 84 B SL 85 X FS 83 1-2 ① G3-1		C SL 82 F SL 82 B FC 92 X FC 89 1-2 ③ P4	5	1	1	0	0	1	0
19 José Bautista, R (1, 9) OBP: 0.486, SLG: 0.676	B KC 80 C CH 84 S FF 95 X KC 81 1-2 ③ G5-3		B FF 94 B CH 84 C CH 84 B FF 96 C CH 83 F SI 94 S KC 80 3-3 ② K		B KC 80 B SI 93 S CH 84 X SI 95 2-1 2 FC4-6 1B 2-H		C SL 82 B FS 84 X FS 84 1-1 26 BB 1B			4	0	2	1	0	1	0
26 Adam Lind, L (1, 3) OBP: 0.384, SLG: 0.633		B FF 94 C KC 78 B FF 91 X SI 92 2-1 E3 8 2B	X SI 92 0-0 2 FC5-4 1B		C CH 81 S KC 80 B FF 94 S CH 86 1-3 ① K		C FF 91 B FS 83 B FF 91 S FS 83 1 SAFE B FF 92 B FS 83 4-2 2 G6-4-3 1-2 BB			3	0	1	0	1	1	1
2 Aaron Hill, R (1, 4) OBP: 0.289, SLG: 0.337		C FF 92 B SI 93 C SI 94 B KC 81 S CH 83 2-3 ① K	D KC 81 X FF 93 1-0 ③ FC5-4 1-2f		1 SAFE B KC 81 D CH 83 S CH 83 1 SAFE X FF 93 2-1 ② FC4-6 11 BLK 8 S 1-2f		X SL 82 0-0 ② ③ G6-4-3 1-2f			4	0	0	0	0	1	5
8 José Molina, R (1, 2) OBP: 0.389, SLG: 0.456		B FF 94 B FF 93 X FF 94 2-0 1-3 2B		X FF 91 0-0 HR	B KC 78 B KC 80 B CH 85 C CH 83 B KC 78 4-1 11 BLK 1-2 BB			C FF 89 X SL 79 0-1 ① G5-3		3	1	2	1	1	0	0
11 Rajai Davis, R (1, 8) OBP: 0.276, SLG: 0.360		B KC 79 X KC 80 1-0 ② G5-3		C SI 93 X FF 92 0-1 28 SF7 3B	F KC 79 S CH 84 S CH 83 0-3 ③ K 1-2 2-3			F SL 78 X SL 80 0-1 ② G6-3		4	1	1	0	0	1	4
28 Jayson Nix, R (1, 5) OBP: 0.257, SLG: 0.326 60 Jon Rauch, R (8, 1)		I IN 70 I IN 76 I IN 78 I IN 75 4-0 IBB		D KC 80 B KC 78 C CH 84 L SI 92 X CH 84 2-2 ① SF7 3-H		B FF 92 B SL 83 F FF 91 F FS 84 B FS 84 T FS 84 3-2 ① K		B FC 90 F FF 90 X FC 90 1-1 ③ P6		2 0	0 0	0 0	1 0	1 0	1 0	0 0
23 Brandon Morrow, R (1, 1) 54 Jason Frasor, R (7, 1) 6 John McDonald, R (8, 5) OBP: 0.256, SLG: 0.308		S FF 93 D KC 81 X FF 95 1-1 ③ G6-3	C FF 93 S KC 78 S KC 79 0-3 ② K			S FF 92 S SL 84 B SL 86 X FS 84 1-2 ② G6-3			B FC 90 X FF 91 1-0 ① F7	3 0 1	0 0 0	0 0 0	0 0 0	0 0 0	1 0 0	3 0 0
Inning Stats	R: 0 E: 0 K: 2 S: 10 H: 0 LOB: 0 BB: 0 P: 12	R: 0 E: 1 K: 1 S: 9 H: 1 LOB: 3 BB: 1 P: 21	R: 1 E: 1 K: 1 S: 11 H: 2 LOB: 1 BB: 0 P: 17	R: 2 E: 0 K: 2 S: 12 H: 2 LOB: 0 BB: 0 P: 16	R: 1 E: 0 K: 2 S: 13 H: 2 LOB: 2 BB: 1 P: 22	R: 0 E: 0 K: 2 S: 11 H: 0 LOB: 0 BB: 0 P: 17	R: 0 E: 0 K: 0 S: 8 H: 1 LOB: 1 BB: 1 P: 14	R: 0 E: 0 K: 0 S: 6 H: 0 LOB: 0 BB: 0 P: 7	R: 0 E: 0 K: 0 S: 5 H: 0 LOB: 0 BB: 0 P: 9	1B: 3 2B: 3 3B: 1 HR: 1 SF: 1 SAC: 1 DP: 1 HBP: 0						

	AB	34
	R	4
	H	8
	RBI	3
	BB	3
	SO	10
	LOB	13

WP: 0 PB: 0 SB: 1 CS: 0 PA: 38

PITCHER	IP	WLS	BF	H	R	ER	SO	BB	IBB	HBP	BLK	WP	HR	S	P	ERA	WHIP
36 Edinson Volquez, R (1, 1) ERA: 5.61	5.0	L	25	7	4	4	8	1	1	0	1	0	1	55	88	7.20	1.600
33 Jose Arredondo, R (6, 1) ERA: 3.45	2.0		7	1	0	0	2	1	0	0	0	0	0	19	31	0.00	1.000
46 Carlos Fisher, R (8, 1) ERA: 3.94	2.0		6	0	0	0	0	0	0	0	0	0	0	11	16	0.00	0.000

PITCHER	IP	WLS	BF	H	R	ER	SO	BB	IBB	HBP	BLK	WP	HR	S	P	ERA	WHIP

Batter	1	2	3	4	5	6	7	8	9	AB	R	H	RBI	BB	SO	LOB
6 Drew Stubbs, R (1, 8) OBP: 0.340, SLG: 0.419	X FF 93 0-0 ① G6-3		F SL 86 S SL 86 B SL 86 F SL 87 S SL 88 1-3 ② K			B KC 75 F FF 91 B FF 93 X SI 90 2-1 ① G5-3		X FF 88 0-0 ① G5-3		4	0	0	0	0	1	1
4 Brandon Phillips, R (1, 4) OBP: 0.337, SLG: 0.385	F FF 94 B KC 79 F FF 95 F FF 95 X SL 89 1-2 19 CS 1B		S FF 95 T FF 95 B FF 95 F FF 95 F FF 95 F FF 96 B FF 96 X SL 86 2-2 ③ G5-3			F SI 89 B FS 82 B FS 84 X FF 93 2-1 ② F9		C FF 88 S FF 89 X SL 85 0-2 ② G6-3		4	0	1	0	0	0	1
19 Joey Votto, L (1, 3) OBP: 0.445, SLG: 0.502	C SI 94 B FF 94 D FS 85 C FF 96 B FF 94 1 SAFE F FF 95 T FF 96 3-2 ② ③ K 1-2			X SI 92 0-0 ① G5-3		C KC 80 B SL 87 F FF 92 S FF 96 1-3 ③ K		B FF 89 C FC 88 B FF 89 X CH 82 2-1 ③ F7		4	0	0	0	0	2	1
32 Jay Bruce, L (1, 9) OBP: 0.354, SLG: 0.521		B FS 84 B FF 93 B FF 93 C FF 94 F FF 95 X FF 95 3-2 1B		X FS 84 0-0 ① 27 FC5-4 1B			C KC 77 B SI 91 B FF 92 B FF 92 S FF 90 F FF 95 S SL 86 3-3 ① K		B FF 89 C FF 89 X FC 89 1-1 ① F8	4	0	2	0	0	1	0
27 Scott Rolen, R (1, 5) OBP: 0.301, SLG: 0.421		X FF 93 0-0 ① F8		C FF 93 S SI 91 X FF 93 0-2 ② FC5-4 28 FC4-6 1-2f			C FF 92 B FF 92 X FF 93 1-1 15 BB 28 HBP 1B		C SL 86 F FF 89 X SL 85 0-2 28 1B 1B	4	0	2	0	0	0	2
28 Chris Heisey, R (1, 7) OBP: 0.336, SLG: 0.432		F SL 86 1 SAFE S SL 86 D SL 89 X SL 86 1-2 ② F9		B SL 86 X FF 91 1-0 ③ FC4-6 1-2f			H FF 90 1-0 15 BB 1-2 HBP		C FF 90 B FC 89 X SL 86 1-1 1-2 1B	3	0	1	0	0	0	2
55 Ramon Hernandez, R (1, 2) OBP: 0.368, SLG: 0.504		C KC 77 C FF 94 F FF 94 S SL 89 0-3 ③ K			C FF 91 B FS 89 X SI 90 1-1 ① G4-3		F SI 91 B SL 85 F FF 92 B FF 93 B SL 89 F SL 88 S FF 95 3-3 ② K		B SL 84 F FF 89 F FC 89 B SL 84 B FC 89 X SL 83 3-2 ② F7	4	0	0	0	0	2	5
7 Paul Janish, R (1, 6) OBP: 0.257, SLG: 0.273 15 Fred Lewis, L (7, PH) OBP: 0.341, SLG: 0.355 46 Carlos Fisher, R (8, 1) 31 Jonny Gomes, R (9, PH) OBP: 0.335, SLG: 0.401			C SL 86 B FF 94 X SL 87 1-1 36 SH1-3 1B		F KC 76 B SL 87 C FF 93 X SL 88 1-2 ② L8		C KC 78 B KC 75 B FF 93 B FF 95 B FF 95 4-1 1-2 2-3 BB		F FC 90 F SL 83 B FF 90 F SL 83 B FF 89 C SL 86 2-3 ③ K	2 0 0 1	0 0 0 0	1 0 0 0	0 0 0 0	0 1 0 0	0 0 0 2	0 0 0 1
36 Edinson Volquez, R (1, 1) OBP: 0.105, SLG: 0.105 43 Miguel Cairo, R (5, PH) OBP: 0.339, SLG: 0.369 33 Jose Arredondo, R (6, 1) 16 Edgar Renteria, R (7, PH) OBP: 0.312, SLG: 0.257 (8, 6)			X FF 91 0-0 ① SH1-3 1-2		F FF 93 B FF 95 B SI 90 F FF 92 B SI 92 F FF 92 X FF 94 3-2 ③ G4-3		F FF 93 X FF 92 0-1 ③ F9			0 1 0 1	0 0 0 0	0 0 0 0	0 0 0 0	0 0 0 0	0 0 0 0	0 0 0 3
Inning Stats	R: 0 H: 1 E: 0 LOB: 1 K: 1 BB: 0 S: 9 P: 13	R: 0 H: 1 E: 0 LOB: 1 K: 1 BB: 0 S: 11 P: 15	R: 0 H: 1 E: 0 LOB: 1 K: 1 BB: 0 S: 13 P: 17	R: 0 H: 1 E: 0 LOB: 1 K: 0 BB: 0 S: 6 P: 7	R: 0 H: 0 E: 0 LOB: 0 K: 0 BB: 0 S: 9 P: 14	R: 0 H: 0 E: 0 LOB: 0 K: 1 BB: 0 S: 7 P: 12	R: 0 H: 1 E: 0 LOB: 3 K: 2 BB: 1 S: 13 P: 25	R: 0 H: 0 E: 0 LOB: 0 K: 0 BB: 0 S: 6 P: 8	R: 0 H: 2 E: 0 LOB: 2 K: 1 BB: 0 S: 14 P: 21	1B: 7 2B: 1 3B: 0 HR: 0	SF: 0 SAC: 1 DP: 1 HBP: 1			WP: 0 PB: 0 SB: 0 CS: 1	PA: 35		

PITCHER	IP	WLS	BF	H	R	ER	SO	BB	IBB	HBP	BLK	WP	HR	S	P	ERA	WHIP
23 Brandon Morrow, R (1, 1) ERA: 5.02	6.2	W	26	5	0	0	6	1	0	1	0	0	0	66	101	0.00	0.900
54 Jason Frasor, R (7, 1) ERA: 2.83	0.1	H	1	0	0	0	0	0	0	0	0	0	0	2	2	0.00	0.000
60 Jon Rauch, R (8, 1) ERA: 4.2	2.0		8	2	0	0	1	0	0	0	0	0	0	20	29	0.00	1.000

PITCHER	IP	WLS	BF	H	R	ER	SO	BB	IBB	HBP	BLK	WP	HR	S	P	ERA	WHIP

BOTTOM

Toronto Blue Jays @ Cincinnati Reds

Great American Ball Park, Cincinnati, OH

Sat Jun 18 2011, 7:12 PM - 10:05 PM EDT

Att. 31,688 - Partly Cloudy - 76 F

livebaseballscorecards.com

AB	32
R	0
H	7
RBI	0
BB	1
SO	7
LOB	17

Batter	1	2	3	4	5	6	7	8	9	AB	R	H	RBI	BB	SO	LOB
5 Yunel Escobar, R (1, 6) OBP: 0.357, SLG: 0.428	C CH 75 B CH 83 X FF 84 1-1 1B		F FF 86 B SI 86 B SI 86 C CH 78 X SL 74 2-2 ③ G4-3			B SI 86 C SL 73 F CU 68 B SI 88 X SI 87 2-2 ① G5-3		B SI 88 C SI 88 C SI 88 S SL 75 1-3 ② K		4	0	1	0	0	1	0
16 Corey Patterson, L (1, 8) OBP: 0.301, SLG: 0.408	C CU 69 F FF 84 B FF 85 X FF 86 1-2 ① L9			C CU 69 B FF 84 X CH 75 1-1 ① P6		X SI 87 0-0 ② G4-3		F SI 88 F CH 77 X FF 89 0-2 ③ G4-3		4	0	0	0	0	0	1
19 José Bautista, R (1, 9) OBP: 0.483, SLG: 0.668	B CH 78 C SL 77 F SL 77 B CH 76 X CU 68 2-2 ② P6			C SI 87 B CH 77 B CH 76 F CH 77 B SI 88 C CU 70 3-3 ② K		C CU 70 X SI 87 0-1 1B			B SL 86 S SL 85 B SL 87 C SL 85 X SL 87 2-2 ① L8	4	0	1	0	0	1	1
26 Adam Lind, L (1, 3) OBP: 0.376, SLG: 0.619	C SI 86 B SI 86 B CH 76 C CU 69 F FF 87 S SI 85 2-3 ③ K			B FF 87 X FF 87 1-0 ③ L8		X CU 69 0-0 ③ F9			S CH 84 X CH 86 0-1 ② G3-1	4	0	0	0	0	1	2
2 Aaron Hill, R (1, 4) OBP: 0.288, SLG: 0.349		B CU 66 B SL 76 C CH 75 B SI 86 X FF 85 3-1 ① F8			B SI 85 C CU 70 X CU 72 1-1 HR		X CH 81 0-0 ① P6		B FF 92 C SL 88 X FF 92 1-1 ③ F9	4	1	1	1	0	0	0
20 Juan Rivera, R (1, 7) OBP: 0.314, SLG: 0.364		B SI 87 F CH 77 X SL 75 1-1 ② G5-3			B SI 85 X SI 85 1-0 9 1B 6 B3-5 1B		B SI 86 B CH 77 B CH 78 B SL 75 4-0 BB			2	0	1	0	1	0	0
9 J.P. Arencibia, R (1, 2) OBP: 0.281, SLG: 0.453		C FF 87 C FF 86 F FF 87 B SL 76 F SL 73 X FF 86 1-2 ③ F8			F CH 77 C SI 86 F SL 75 X SI 84 0-2 1-3 1B		F SL 73 S SI 86 B SI 84 S SL 74 1-3 ② K			3	0	1	0	0	1	1
6 John McDonald, R (1, 5) OBP: 0.252, SLG: 0.303 10 Edwin Encarnación, R (7, PH) OBP: 0.293, SLG: 0.372 18 Mike McCoy, R (7, 5) OBP: 0.325, SLG: 0.313			X SL 77 0-0 ① G5-3		X SI 86 0-0 ①② B3-5 3-3f		B SI 87 B SI 86 C CH 76 D SI 87 C CU 70 F CU 68 F SI 88 F SI 87 X SI 87 3-2 ③ G6-3			2 1 0	0 0 0	0 0 0	0 0 0	0 0 0	0 0 0	2 1 0
33 Carlos Villanueva, R (1, 1) 11 Rajai Davis, R (8, PH) OBP: 0.275, SLG: 0.358 34 Marc Rzepczynski, L (8, 1) 29 Octavio Dotel, R (8, 1)			C CH 78 B FF 84 X FF 83 1-1 ② G6-3		C CU 70 X SL 73 0-1 ③ P4			C CU 67 S SL 74 B SL 76 B FF 87 T CU 71 2-2 ① K		2 1 0 0	0 0 0 0	0 0 0 0	0 0 0 0	0 1 0 0	0 0 0 0	1 0 0 0
Inning Stats	R: 0 E: 0 K: 1 S: 12 H: 1 LOB: 1 BB: 0 P: 18	R: 0 E: 0 K: 0 S: 9 H: 0 LOB: 0 BB: 0 P: 14	R: 0 E: 0 K: 0 S: 6 H: 0 LOB: 0 BB: 0 P: 9	R: 0 E: 0 K: 1 S: 6 H: 0 LOB: 0 BB: 0 P: 11	R: 1 E: 0 K: 0 S: 10 H: 3 LOB: 1 BB: 0 P: 12	R: 0 E: 0 K: 0 S: 7 H: 1 LOB: 1 BB: 0 P: 9	R: 0 E: 0 K: 1 S: 10 H: 0 LOB: 1 BB: 1 P: 18	R: 0 E: 0 K: 2 S: 9 H: 0 LOB: 0 BB: 0 P: 12	R: 0 E: 0 K: 0 S: 7 H: 0 LOB: 0 BB: 0 P: 10	1B: 4 2B: 1 3B: 0 HR: 1	SF: 0 SAC: 0 DP: 1 HBP: 0					

TOP

Toronto Blue Jays @ Cincinnati Reds

Great American Ball Park, Cincinnati, OH

Sun Jun 19 2011, 1:11 PM - 3:36 PM EDT

Att. 32,618 - Overcast - 73 F

livebaseballscorecards.com

AB	31
R	1
H	5
RBI	1
BB	1
SO	5
LOB	9

| | | | | |

Toronto Blue Jays @ Cincinnati Reds

Great American Ball Park, Cincinnati, OH

Sun Jun 19 2011, 1:11 PM - 3:36 PM EDT

Att. 32,618 - Overcast - 73 F

livebaseballscorecards.com

BOTTOM

Batter	1	2	3	4	5	6	7	8	9	AB	R	H	RBI	BB	SO	LOB
6 Drew Stubbs, R (1, 8) OBP: 0.335, SLG: 0.414	C FF 87 C FF 88 B SL 80 B FF 89 X SL 80 2-2 ① G4-3		B CU 71 X CH 80 1-0 ② F7		X SL 81 0-0 ③ F8		X CU 73 0-0 ③ F9			4	0	0	0	0	0	1
4 Brandon Phillips, R (1, 4) OBP: 0.332, SLG: 0.380	C FF 88 B FF 89 X FF 89 1-1 ② G6-3		B SL 81 S SL 81 F FF 90 X CU 76 1-2 ③ L8			F FF 88 F FF 89 B CH 84 X FF 89 1-2 ① G4-3		X SI 90 0-0 ① F9		4	0	0	0	0	0	0
19 Joey Votto, L (1, 3) OBP: 0.449, SLG: 0.506	X FF 89 0-0 1B			X CU 71 0-0 ① P6		C FF 90 B FF 90 C FF 89 F SL 83 F FF 91 X FF 91 1-2 43 HR 1B		C SI 90 B SL 82 B SL 84 X SI 92 2-1 32 2B 1B		4	1	3	0	0	0	0
32 Jay Bruce, L (1, 9) OBP: 0.356, SLG: 0.524	C FF 87 F SL 81 F FF 90 X SL 82 0-2 ③ F9			B CH 81 X FF 87 1-0 43 S 1B		1 SAFE 1 SAFE C FF 87 F FF 90 X SL 82 0-2 ② P2		S SL 82 S SL 83 X SL 84 0-2 1-3 2B		4	0	2	0	0	0	2
43 Miguel Cairo, R (1, 5) OBP: 0.336, SLG: 0.393		B FF 88 B B FF 86 C CH 84 X FF 88 3-1 ① P3		1 SAFE S SL 81 F SL 83 B FF 89 X FF 89 1-2 ② P3 1-2		X FF 89 0-0 1-H HR		F FF 90 S FF 90 F FF 92 D SL 81 B FF 90 S FF 88 2-3 ② K		4	1	1	2	0	1	3
15 Fred Lewis, L (1, 7) OBP: 0.360, SLG: 0.380 48 Francisco Cordero, R (9, 1)		C FF 87 B FF 89 B CH 82 X CH 82 2-1 2B		X FF 90 0-0 ③ G4-3		B SI 89 B CH 82 F FF 88 X CU 74 2-1 1B		I I I I 4-0 IBB		3 0	0 0	2 0	0 0	1 0	0 0	1 0
16 Edgar Renteria, R (1, 6) OBP: 0.302, SLG: 0.248 7 Paul Janish, R (9, 6) OBP: 0.257, SLG: 0.273		X FF 88 0-0 ② F7			C FF 87 B SL 82 B CH 81 X FF 89 2-1 ① G6-3	1 SAFE S FF 88 B SL 79 X SL 80 1-1 ③ F7		S FF 90 F FC 90 X FC 91 0-2 ③ L9		4 0	0 0	0 0	0 0	0 0	0 0	5 0
29 Ryan Hanigan, R (1, 2) OBP: 0.365, SLG: 0.333		C FF 89 B FF 88 X FF 89 1-1 ③ G5-3			C FF 87 B CU 76 X SL 81 1-1 1B		C FF 85 B FF 87 F FF 87 B SL 83 X FF 88 2-2 ① L6			3	0	1	0	0	0	1
61 Bronson Arroyo, R (1, 1) OBP: 0.207, SLG: 0.276 28 Chris Heisey, R (9, 7) OBP: 0.336, SLG: 0.432			B FF 87 C FF 86 S SL 78 B SL 81 C SL 81 2-3 ① K		C FF 87 L SL 82 B FF 88 S SL 83 1-3 ② K		C CU 73 S SL 82 B SL 83 F SL 82 S FF 88 1-3 ② K			3 0	0 0	0 0	0 0	0 0	3 0	1 0
Inning Stats	R: 0 E: 0 K: 0 S: 10 H: 1 LOB: 1 BB: 0 P: 13	R: 0 E: 0 K: 0 S: 7 H: 1 LOB: 1 BB: 0 P: 13	R: 0 E: 0 K: 1 S: 7 H: 0 LOB: 0 BB: 0 P: 11	R: 0 E: 0 K: 0 S: 6 H: 1 LOB: 1 BB: 0 P: 8	R: 0 E: 0 K: 1 S: 8 H: 1 LOB: 1 BB: 0 P: 12	R: 2 E: 0 K: 0 S: 16 H: 3 LOB: 1 BB: 0 P: 21	R: 0 E: 0 K: 1 S: 8 H: 0 LOB: 0 BB: 0 P: 11	R: 0 E: 0 K: 1 S: 13 H: 2 LOB: 3 BB: 1 P: 21		1B: 6 2B: 2 3B: 0 HR: 1 SF: 0 SAC: 0 DP: 0 HBP: 0					WP: 0 PB: 0 SB: 1 CS: 0 PA: 34	

	AB	33
	R	2
	H	9
	RBI	2
	BB	1
	SO	4
	LOB	14

PITCHER		IP	WLS	BF	H	R	ER	SO	BB	IBB	HBP	BLK	WP	HR	S	P	ERA	WHIP
33 Carlos Villanueva, R ERA: 3.17	(1, 1)	7.0	L	28	7	2	2	3	0	0	0	0	0	1	62	89	2.57	1.000
34 Marc Rzepczynski, L ERA: 3.49	(8, 1)	0.1		3	2	0	0	0	0	0	0	0	0	0	6	8	0.00	6.000
29 Octavio Dotel, R ERA: 4.66	(8, 1)	0.2		3	0	0	0	1	0	1	0	0	0	0	7	13	0.00	0.000

PITCHER	IP	WLS	BF	H	R	ER	SO	BB	IBB	HBP	BLK	WP	HR	S	P	ERA	WHIP

Toronto Blue Jays @ Atlanta Braves

Turner Field, Atlanta, GA

Mon Jun 20 2011, 7:11 PM - 9:32 PM EDT

Att. 22,937 - Clear - 90 F

TOP

livebaseballscorecards.com

Batter	1	2	3	4	5	6	7	8	9	AB	R	H	RBI	BB	SO	LOB
5 Yunel Escobar, R (1, 6) OBP: 0.356, SLG: 0.425	X FF 92 0-0 ① G6-3		X SI 91 0-0 ② G6-3			B FF 92 B FC 86 X SI 92 2-0 ② G6-3			B SI 91 C SI 91 X FC 87 1-1 1-2 1B	4	0	1	0	0	0	0
16 Corey Patterson, L (1, 7) OBP: 0.297, SLG: 0.402	C SI 91 B SI 91 F SI 92 B SI 92 F CU 78 S SI 92 2-3 ② K		B FF 91 X SI 92 1-0 ③ G1-3			B FS 82 F SI 92 B FS 83 S FS 83 X SI 92 2-2 ③ G6-3			C FF 96 2 SAFE L FF 96 B FF 97 B KC 86 S KC 87 2-3 ① K	4	0	0	0	0	2	2
19 José Bautista, R (1, 9) OBP: 0.476, SLG: 0.657	B SI 92 S FS 83 B SI 92 F SI 92 B SI 92 X SI 93 3-2 ③ G4-3			C SI 90 C SI 92 X FF 87 0-2 ① G6-3			B CU 76 C CU 76 T FC 86 S FC 86 1-3 ① K		D FF 97 C FF 96 C KC 87 C FF 97 1-3 ② K	4	0	0	0	0	2	2
26 Adam Lind, L (1, 3) OBP: 0.369, SLG: 0.605		B SI 91 S SI 91 B SI 91 S FS 83 X SI 92 2-2 E3 9 1B		C CU 77 F FS 83 C SI 93 0-3 ② K			B SI 92 X SI 92 1-0 ② G6-3		S KC 87 D KC 88 B FF 97 S KC 87 F FF 98 S SI 98 2-3 ③ K	4	0	0	0	0	2	2
2 Aaron Hill, R (1, 4) OBP: 0.284, SLG: 0.344		C SI 91 S FC 85 B SI 91 B FC 85 B SI 92 S FC 86 3-3 ① K		C SI 92 F FS 82 S FC 86 0-3 ③ K			X FC 86 0-0 ③ G5-3			3	0	0	0	0	2	1
9 J.P. Arencibia, R (1, 2) OBP: 0.282, SLG: 0.451		X FF 92 0-0 1-2 1B			C SI 91 B SI 92 F SI 92 S FC 86 1-3 ① K			F SI 90 B SI 91 S CU 77 B FS 80 X SI 92 2-2 ① G6-3		3	0	1	0	0	1	0
11 Rajai Davis, R (1, 8) OBP: 0.271, SLG: 0.353		X CU 77 0-0 ② P3			C FC 85 S FC 85 B FC 86 F SI 92 B SI 92 B FC 87 S FC 86 3-3 ② K			B SI 92 C SI 92 F SI 92 X FC 86 1-2 ② G6-3		3	0	0	0	0	1	2
28 Jayson Nix, R (1, 5) OBP: 0.253, SLG: 0.321 10 Edwin Encarnación, R (8, PH) OBP: 0.292, SLG: 0.370 47 Luis Perez, L (8, 1) 57 Shawn Camp, R (8, 1)		C SI 92 S FC 87 D FC 86 X SI 92 1-2 ③ F9			F SI 92 X SI 91 0-1 ③ G5-3			C SI 91 B FC 87 X FC 85 1-1 ③ G4-3		2 1 0 0	0 0 0 0	0 0 0 0	0 0 0 0	0 0 0 0	0 0 0 0	2 0 0 0
24 Ricky Romero, R (1, 1) 18 Mike McCoy, R (8, 5) OBP: 0.333, SLG: 0.313			X SI 90 0-0 ① G6-3			C SI 90 B SI 92 B FC 84 F SI 92 F SI 91 S FC 84 2-3 ① K			B SI 89 B SI 91 B SI 90 B SI 89 4-0 5 1B BB	2 0	0 0	0 0	0 0	0 1	1 0	0 0
Inning Stats	R: 0 E: 0 K: 1 S: 8 H: 0 LOB: 0 BB: 0 P: 13	R: 0 E: 1 K: 1 S: 11 H: 1 LOB: 2 BB: 0 P: 17	R: 0 E: 0 K: 0 S: 3 H: 0 LOB: 0 BB: 0 P: 4	R: 0 E: 0 K: 2 S: 9 H: 0 LOB: 0 BB: 0 P: 9	R: 0 E: 0 K: 2 S: 9 H: 0 LOB: 0 BB: 0 P: 13	R: 0 E: 0 K: 1 S: 8 H: 0 LOB: 0 BB: 0 P: 14	R: 0 E: 0 K: 1 S: 5 H: 0 LOB: 0 BB: 0 P: 7	R: 0 E: 0 K: 0 S: 8 H: 0 LOB: 0 BB: 0 P: 12	R: 0 E: 0 K: 3 S: 12 H: 1 LOB: 2 BB: 1 P: 22	1B: 2 2B: 0 3B: 0 HR: 0 SF: 0 SAC: 0 DP: 0 HBP: 0						

	AB	30
	R	0
	H	2
	RBI	0
	BB	1
	SO	11
	LOB	11

WP: 0 PB: 0 SB: 0 CS: 0 PA: 31

PITCHER		IP	WLS	BF	H	R	ER	SO	BB	IBB	HBP	BLK	WP	HR	S	P	ERA	WHIP
15 Tim Hudson, R ERA: 3.73	(1, 1)	8.0	W	28	2	0	0	8	1	0	0	0	0	0	63	96	0.00	0.375
46 Craig Kimbrel, R ERA: 2.92	(9, 1)	1.0	S	3	0	0	0	3	0	0	0	0	0	0	10	15	0.00	0.000

PITCHER		IP	WLS	BF	H	R	ER	SO	BB	IBB	HBP	BLK	WP	HR	S	P	ERA	WHIP

Batter	1	2	3	4	5	6	7	8	9	AB	R	H	RBI	BB	SO	LOB
1 Jordan Schafer, L (1, 8) OBP: 0.306, SLG: 0.299	C FF 92 C SI 94 F CU 80 B FF 94 X CU 79 1-2 2 CS 1B		C FF 93 X SI 93 0-1 ② B1-3		B FF 93 C FF 94 F FF 93 F FF 95 T CU 80 1-2 ③ K		C FF 95 F FF 96 X FF 96 0-2 ③ F8			4	0	1	0	0	1	0
2 Alex Gonzalez, R (1, 6) OBP: 0.287, SLG: 0.382	C SI 93 B FF 94 1 SAFE X SI 94 1-1 ①② G6-3 1-2		F CH 87 B SI 93 X FF 93 1-1 ③ F7			B FF 93 B FF 94 B FF 93 C FF 92 X FF 93 3-1 26 G5-3 2B		B FF 93 B FF 93 F FF 93 B SI 92 B FF 94 4-1 22 FC3-6 BB		3	0	1	0	1	0	1
22 Jason Heyward, L (1, 9) OBP: 0.317, SLG: 0.395	C FF 96 F FF 95 B CU 79 B FF 95 X SI 88 2-2 2B			B CU 77 X FF 93 1-0 ① G3-1		B FF 95 B SI 94 B FF 93 C FF 94 X FF 94 3-1 ① G5-3		B SI 94 B SI 93 C SI 94 X SI 94 2-1 ① FC3-6 26 S 1-2f		4	0	1	0	0	0	2
5 Freddie Freeman, L (1, 3) OBP: 0.335, SLG: 0.420	C SI 94 B FF 93 S SI 94 S CU 80 1-3 ③ K			C SI 92 B FF 93 X FF 93 1-1 ② F9		B FF 95 F FF 94 H CU 77 2-1 HBP		1 SAFE 1 SAFE 1 SAFE S SI 92 F FF 93 B SL 83 S SI 93 1-3 ② K		3	0	0	0	0	2	2
26 Dan Uggla, R (1, 4) OBP: 0.243, SLG: 0.324		S SI 92 S CH 86 B CH 86 B SI 94 S SI 88 2-3 ① K		S SI 93 X FF 93 0-1 8 BB 1B		B FF 91 D CH 85 X FF 93 2-0 ②③ G5-3 2-3f		1 SAFE B CH 84 1 SAFE S CH 83 1 SAFE S SL 79 B SL 79 X SL 80 2-2 ③ F7 1-2		4	0	1	0	0	1	3
8 David Ross, R (1, 2) OBP: 0.411, SLG: 0.551		X SI 93 0-0 ② G6-3		B FF 92 D CH 85 1 SAFE D SI 93 F FF 92 C FF 92 B CH 86 4-2 1-2 BB			B FF 89 S FF 91 X SI 91 1-1 E6 13 G3 24 FC6-2 1B			2	0	1	0	1	0	0
13 Nate McLouth, L (1, 7) OBP: 0.335, SLG: 0.337		B FF 93 B SI 93 B FF 92 B FF 92 4-0 24 S BB		F FF 94 B SI 93 B SI 92 D FF 93 X FF 94 3-1 ③ F7			B FF 91 F FF 91 X SI 91 1-1 ① G3 2-3			2	0	0	0	1	0	3
24 Diory Hernandez, R (1, 5) OBP: 0.212, SLG: 0.333		B SI 93 S CH 84 S CH 85 D CU 78 D CH 83 X CH 85 3-2 ③ G4-3 1-2			X SI 91 0-0 ① G6-3		X SI 93 0-0 ② FC6-2 15 HR 3-H			3	1	0	0	0	0	2
15 Tim Hudson, R (1, 1) OBP: 0.133, SLG: 0.179 46 Craig Kimbrel, R (9, 1)			C FC 92 S CH 85 B CH 86 X SI 92 1-2 ① G1-3		F SI 92 B FF 93 F FF 93 F FF 93 B CU 77 F CH 86 S CH 86 2-3 ② K		X FF 94 0-0 1-H HR			3 0	1 0	1 0	2 0	0 0	1 0	0 0
Inning Stats	R: 0 E: 0 K: 1 S: 12 H: 2 LOB: 1 BB: 0 P: 17	R: 0 E: 0 K: 1 S: 7 H: 0 LOB: 1 BB: 1 P: 16	R: 0 E: 0 K: 0 S: 7 H: 0 LOB: 0 BB: 0 P: 9	R: 0 E: 0 K: 0 S: 9 H: 1 LOB: 2 BB: 1 P: 18	R: 0 E: 0 K: 2 S: 10 H: 0 LOB: 0 BB: 0 P: 13	R: 0 E: 0 K: 0 S: 6 H: 1 LOB: 1 BB: 0 P: 16	R: 2 E: 1 K: 0 S: 9 H: 2 LOB: 0 BB: 0 P: 11	R: 0 E: 0 K: 1 S: 9 H: 0 LOB: 1 BB: 1 P: 18		1B: 3 2B: 2 3B: 0 HR: 1 SF: 0 SAC: 0 DP: 1 HBP: 1			WP: 0 PB: 0 SB: 2 CS: 1 PA: 32	

PITCHER		IP	WLS	BF	H	R	ER	SO	BB	IBB	HBP	BLK	WP	HR	S	P	ERA	WHIP
24 Ricky Romero, L ERA: 2.98	(1, 1)	7.0	L	28	6	2	2	4	2	0	1	0	0	1	60	100	2.57	1.143
47 Luis Perez, L ERA: 3.8	(8, 1)	0.2		3	0	0	0	1	1	0	0	0	0	0	6	13	0.00	1.500
57 Shawn Camp, R ERA: 4.13	(8, 1)	0.1		1	0	0	0	0	0	0	0	0	0	0	3	5	0.00	0.000

PITCHER	IP	WLS	BF	H	R	ER	SO	BB	IBB	HBP	BLK	WP	HR	S	P	ERA	WHIP

BOTTOM

Toronto Blue Jays @ Atlanta Braves

Turner Field, Atlanta, GA

Mon Jun 20 2011, 7:11 PM - 9:32 PM EDT

Att. 22,937 - Clear - 90 F

livebaseballscorecards.com

AB	28
R	2
H	6
RBI	2
BB	3
SO	5
LOB	13

Batter	1	2	3	4	5	6	7	8	9	AB	R	H	RBI	BB	SO	LOB
5 Yunel Escobar, R (1, 6) OBP: 0.354, SLG: 0.426	C FF 92 L SL 86 B FF 92 B CH 85 S CH 86 2-3 K		B SL 86 B FF 93 X CH 86 2-0 16 G4-3 2B		C CH 83 C FF 92 B FF 92 F CH 84 B CH 86 B FF 92 X FF 90 3-2 G4-3			B SI 92 C FF 93 F SL 86 B SL 87 X SI 93 2-2 G6-3		4	0	1	0	0	1	0
16 Corey Patterson, L (1, 7) OBP: 0.297, SLG: 0.405 20 Juan Rivera, R (8, PH) OBP: 0.313, SLG: 0.362 (8, 7)	X FF 92 0-0 26 1B 2B		B FF 92 S CH 85 B SL 86 S FF 92 F CH 85 B SL 86 X FF 91 3-2 G4-3 2-3		C FF 90 F FF 91 S FF 92 0-3 K			B SI 93 C SL 87 B SL 86 B SI 93 X SI 93 3-1 G6-3		3 1	1 0	1 0	0 0	0 0	1 0	1 0
19 José Bautista, R (1, 9) OBP: 0.470, SLG: 0.645	B FF 92 X CH 86 1-0 F7		C CH 85 B CH 86 X SL 86 1-1 F8		B FF 92 B CH 84 C FF 91 B FF 91 X FF 91 3-1 F8			B SI 93 X SI 93 1-0 G5-3		4	0	0	0	0	0	2
26 Adam Lind, L (1, 3) OBP: 0.371, SLG: 0.603	B FF 88 X FF 90 1-0 2-H 1B			B SL 85 S CH 84 B FF 93 X SL 85 2-1 8 2B 1B		S CH 84 S FF 92 F FF 93 B FF 92 B FF 94 F CH 86 X CH 86 2-2 F9			C SI 96 B SI 95 B FF 95 S SI 94 X SI 95 2-2 G3-1	4	0	2	1	0	0	0
2 Aaron Hill, R (1, 4) OBP: 0.280, SLG: 0.338	C FF 92 X CH 85 0-1 G4-3			S CH 84 C CH 82 C FF 91 0-3 K		C FF 92 X CH 85 0-1 G3			X SI 96 0-0 G1-3	4	0	0	0	0	1	2
8 José Molina, R (1, 2) OBP: 0.383, SLG: 0.458		C FF 91 S FF 92 S FF 92 0-3 K		X FF 91 0-0 1-3 2B		B SL 86 B FF 91 C FF 91 F FF 91 S FF 92 2-3 K			B SI 96 X FF 96 1-0 G6-3	4	0	1	0	0	2	0
11 Rajai Davis, R (1, 8) OBP: 0.267, SLG: 0.348		X FF 92 0-0 L9		C FF 92 F CH 86 B FF 92 S CH 86 1-3 K			S FF 90 S CH 84 X CH 85 0-2 G5-3			3	0	0	0	0	1	2
18 Mike McCoy, R (1, 5) OBP: 0.333, SLG: 0.304		B FF 92 C FF 91 X CH 85 1-1 G1-3		I IN 74 I IN 74 I IN 71 I IN 72 4-0 IBB			C FF 90 X FF 91 0-1 F8			2	0	0	0	1	0	0
56 Zach Stewart, R (1, 1) 34 Marc Rzepczynski, L (4, 1) 10 Edwin Encarnación, R (7, PH) OBP: 0.290, SLG: 0.368 54 Jason Frasor, R (7, 1) 29 Octavio Dotel, R (8, 1)			B FF 92 F FF 89 C FF 91 C CH 85 1-3 K	F CH 83 C CH 86 F FF 93 S CH 85 0-3 K			C CH 85 F CH 85 B FF 91 B FF 91 X FF 91 2-2 F9			2 0 1 0 0	0 0 0 0 0	0 0 0 0 0	0 0 0 0 0	2 0 0 0 0	3 0 0 0 0
Inning Stats	R: 1 E: 0 K: 1 S: 8 H: 2 LOB: 1 BB: 0 P: 12	R: 0 E: 0 K: 1 S: 6 H: 0 LOB: 0 BB: 0 P: 7	R: 0 E: 0 K: 1 S: 10 H: 1 LOB: 1 BB: 0 P: 17	R: 0 E: 0 K: 3 S: 13 H: 2 LOB: 3 BB: 1 P: 20	R: 0 E: 0 K: 1 S: 9 H: 0 LOB: 0 BB: 0 P: 15	R: 0 E: 0 K: 1 S: 10 H: 0 LOB: 0 BB: 0 P: 14	R: 0 E: 0 K: 0 S: 8 H: 0 LOB: 0 BB: 0 P: 10	R: 0 E: 0 K: 0 S: 6 H: 0 LOB: 0 BB: 0 P: 12	R: 0 E: 0 K: 0 S: 5 H: 0 LOB: 0 BB: 0 P: 8	1B: 2 2B: 3 3B: 0 HR: 0	SF: 0 SAC: 0 DP: 0 HBP: 0					

TOP

Toronto Blue Jays @ Atlanta Braves

Turner Field, Atlanta, GA

Tue Jun 21 2011, 7:13 PM - 9:33 PM EDT

Att. 26,849 - Partly Cloudy - 90 F

livebaseballscorecards.com

AB	32
R	1
H	5
RBI	1
BB	1
SO	8
LOB	10

PITCHER		IP	WLS	BF	H	R	ER	SO	BB	IBB	HBP	BLK	WP	HR	S	P	ERA	WHIP
36 Mike Minor, L ERA: 4.59	(1, 1)	7.0	W	27	5	1	1	8	0	1	0	0	0	0	64	95	1.29	0.714
34 Eric O'Flaherty, L ERA: 1.34	(8, 1)	1.0		3	0	0	0	0	0	0	0	0	0	0	6	12	0.00	0.000
39 Jonny Venters, L ERA: 0.58	(9, 1)	1.0		3	0	0	0	0	0	0	0	0	0	0	5	8	0.00	0.000

PITCHER	IP	WLS	BF	H	R	ER	SO	BB	IBB	HBP	BLK	WP	HR	S	P	ERA	WHIP

BOTTOM

Toronto Blue Jays @ Atlanta Braves

Turner Field, Atlanta, GA

Tue Jun 21 2011, 7:13 PM - 9:33 PM EDT

Att. 26,849 - Partly Cloudy - 90 F

livebaseballscorecards.com

Batter	1	2	3	4	5	6	7	8	9	AB	R	H	RBI	BB	SO	LOB
1 Jordan Schafer, L (1, 8) OBP: 0.313, SLG: 0.300	B FF 89 B SI 89 B FF 90 C FF 87 B FF 88 4-1 22 1B 10 SF8 BB	C FF 92 F FF 91 1 SAFE X FF 92 0-2 ③ L8		B FF 90 C FF 91 F SI 92 X SI 92 1-2 10 G3-1 22 1B 2-3 1B		X SI 91 0-0 ② B5-3				3	1	1	0	1	0	1
22 Jason Heyward, L (1, 9) OBP: 0.321, SLG: 0.398	B FF 89 1 SAFE B FF 91 1 SAFE B FF 89 C FF 88 X FF 89 3-1 16 CS 1-3 1B		C FF 91 B FF 91 C SI 91 X SL 86 1-2 ① P6	1 SAFE F FF 92 B FF 92 1 SAFE X FF 93 1-1 10 G3-1 1-2 3-H 1B		C SL 84 B SL 84 S SL 84 X SL 85 1-2 ③ G6-3				4	0	2	1	0	0	0
10 Chipper Jones, S (1, 5) OBP: 0.359, SLG: 0.445	1 SAFE B FF 92 X CU 76 1-0 ① SF8 3-H		X CU 78 0-0 16 HR 1B	C SI 92 B FF 92 X SL 86 1-1 ② G3-1 1-2 2-3			S FF 93 B CH 87 F FF 92 B FF 94 C FF 94 2-3 ① K			3	1	1	1	0	1	2
16 Brian McCann, L (1, 2) OBP: 0.379, SLG: 0.510	1 SAFE B FF 92 B CH 84 B FF 89 C FF 90 C FF 88 F CU 75 F SI 88 F SI 88 3-2 ② X FF 88 5 1B 1-2 1B		B SI 89 B FF 92 F FF 89 S FF 92 X FF 91 2-2 1-H HR	I I IN 73 I IN 72 I IN 74 4-0 IBB			C FF 94 C SL 84 X FF 95 0-2 ② F8			3	1	2	2	1	0	0
5 Freddie Freeman, L (1, 3) OBP: 0.337, SLG: 0.419	B CH 83 S CU 75 X CU 77 1-1 26 FC6-4 1-2 1B		C CU 78 B CH 84 B CU 79 F SI 90 B SL 84 B SL 83 4-2 26 FC6-5 26 WP BB	S SI 92 F SI 92 S SL 85 0-3 ③ K			C SL 85 F FF 94 B FF 94 C FF 94 1-3 ③ K			3	0	1	0	1	2	3
26 Dan Uggla, R (1, 4) OBP: 0.240, SLG: 0.319	C FF 90 X FF 91 0-1 ③ FC6-4 1-2f		B SL 84 X FF 91 1-0 ② FC6-5 2 2B 1-3		X SI 91 0-0 ① G4-3			B FC 92 C FF 91 B FC 91 S FF 91 B FF 93 F FF 91 F FC 90 X FF 90 3-2 ① F8		4	1	0	0	0	0	3
2 Alex Gonzalez, R (1, 6) OBP: 0.290, SLG: 0.387		X FF 90 0-0 ① F9	C FF 91 1 SAFE X SI 91 0-1 ③ 1-H 2B		C SI 91 F CH 84 B SI 92 B SI 91 F SL 86 F SI 92 X CH 85 2-2 ② G1-3			F FF 92 F SL 81 X SL 83 0-2 1B		4	0	2	1	0	0	0
13 Nate McLouth, L (1, 7) OBP: 0.333, SLG: 0.335		C FF 88 C CU 76 X SI 91 0-2 1B		C CU 75 F FF 91 B SL 84 C SL 84 1-3 ① K	S SL 84 B SL 84 B SI 92 B SL 85 X SI 92 3-1 ③ F7			1 SAFE C FC 92 X FF 91 0-1 ② P6		4	0	1	0	0	1	1
36 Mike Minor, R (1, 1) 34 Eric O'Flaherty, L (8, 1) 20 Eric Hinske, L (8, PH) OBP: 0.292, SLG: 0.437 39 Jonny Venters, L (9, 1)		C FF 90 1 SAFE C SI 90 1 SAFE L FF 91 0-3 ② K		B FF 92 B SI 91 X FF 91 2-0 1 1B 22 1B 2B		C SI 91 S SI 91 T SL 85 0-2 ① K		B FC 92 B CU 79 B FC 92 C FF 92 F FC 92 S FF 90 3-3 ③ K		3 0 1 0	1 0 0 0	1 0 0 0	0 0 0 0	0 0 1 0	2 0 0 0	1 0 1 0
Inning Stats	R: 1 E: 0 K: 0 S: 14 H: 3 LOB: 2 BB: 1 P: 26	R: 0 E: 0 K: 1 S: 10 H: 1 LOB: 1 BB: 0 P: 10	R: 3 E: 0 K: 0 S: 12 H: 3 LOB: 1 BB: 1 P: 20	R: 1 E: 0 K: 2 S: 14 H: 3 LOB: 3 BB: 1 P: 24	R: 0 E: 0 K: 0 S: 8 H: 0 LOB: 0 BB: 0 P: 13	R: 0 E: 0 K: 1 S: 7 H: 0 LOB: 0 BB: 0 P: 8	R: 0 E: 0 K: 2 S: 9 H: 0 LOB: 0 BB: 0 P: 12	R: 0 E: 0 K: 1 S: 13 H: 1 LOB: 1 BB: 0 P: 19		1B: 8 2B: 2 3B: 0 HR: 1 SF: 1 SAC: 0 DP: 0 HBP: 0						

	AB	R	H	RBI	BB	SO	LOB
Totals	**32**	**5**	**11**	**5**	**3**	**7**	**12**

WP: 1 PA: 36
PB: 0
SB: 0
CS: 1

PITCHER		IP	WLS	BF	H	R	ER	SO	BB	IBB	HBP	BLK	WP	HR	S	P	ERA	WHIP
56 Zach Stewart, R ERA: 5.91	(1, 1)	3.2	L	22	10	5	5	2	2	1	0	0	1	1	47	77	12.27	3.273
34 Marc Rzepczynski, L ERA: 3.23	(4, 1)	2.1		7	0	0	0	2	0	0	0	0	0	0	18	24	0.00	0.000
54 Jason Frasor, R ERA: 2.73	(7, 1)	1.0		3	0	0	0	2	0	0	0	0	0	0	9	12	0.00	0.000
29 Octavio Dotel, R ERA: 4.43	(8, 1)	1.0		4	1	0	0	1	0	0	0	0	0	0	13	19	0.00	1.000

PITCHER	IP	WLS	BF	H	R	ER	SO	BB	IBB	HBP	BLK	WP	HR	S	P	ERA	WHIP

Toronto Blue Jays @ Atlanta Braves

Turner Field, Atlanta, GA

Wed Jun 22 2011, 1:09 PM - 3:47 PM EDT

Att. 23,152 - Partly Cloudy - 88 F

TOP

livebaseballscorecards.com

Batter	1	2	3	4	5	6	7	8	9	AB	R	H	RBI	BB	SO	LOB
5 Yunel Escobar, R (1, 6) OBP: 0.353, SLG: 0.424	C FF 92 S SL 82 F SL 81 X SL 83 0-2 16 S 1B		B FF 91 X FF 92 1-0 ① F9		B CH 82 C FF 92 S SL 84 B CH 83 B SL 81 F SL 84 X FF 92 3-2 ② P3			B SI 93 X SI 94 1-0 ① G5-3		4	0	1	0	0	0	0
16 Corey Patterson, L (1, 8) OBP: 0.294, SLG: 0.400 11 Rajai Davis, R (8, PH) OBP: 0.271, SLG: 0.351 (8, 8)	C FF 91 1 SAFE B FF 91 B CH 82 F FF 92 F FF 92 S FF 93 2-3 ① K 1-2		C CH 79 S FF 92 S FF 93 0-3 ② K		C CH 78 B CH 78 S CH 79 S FF 93 1-3 ③ K			C SI 95 X SI 94 0-1 26 G3 19 BB 1B		3 1	0 0	0 1	0 0	0 0	3 0	1 0
19 José Bautista, R (1, 9) OBP: 0.470, SLG: 0.654	C FF 92 F FF 92 D CU 76 2 SAFE D SL 84 S SL 83 2-3 ② K		B FF 93 X FF 93 1-0 HR			C FF 92 B FF 91 X FF 92 1-1 ① P6		C SI 95 B SL 86 F SL 85 F SI 96 B SL 84 B SL 84 B SI 94 4-2 26 G3 1-2 BB		3	1	1	1	1	1	1
26 Adam Lind, L (1, 3) OBP: 0.369, SLG: 0.594	C CU 74 F FF 92 B FF 93 S SL 83 1-3 ③ K		F CH 80 F SL 80 F FF 92 B CU 75 S SL 81 1-3 ③ K			B CU 73 B CH 80 B FF 90 C FF 90 B FF 90 4-1 20 G5-4-3 BB		X SI 94 0-0 ② G3 1-2 2-3		3	0	0	0	1	2	3
20 Juan Rivera, R (1, 7) OBP: 0.316, SLG: 0.362		B FF 90 F FF 90 S FF 92 X FF 93 1-2 2 WP 1B		C FF 90 X FF 90 0-1 ① P4		B FF 90 S SL 83 B FF 90 B FF 90 B FF 90 X FF 90 3-1 ②③ G5-4-3 1-2f		S SL 85 F SL 96 D SL 86 B SI 96 D SL 87 B SI 96 4-2 BB		3	0	1	0	1	0	1
9 J.P. Arencibia, R (1, 2) OBP: 0.281, SLG: 0.447		X FF 92 0-0 ① F8		F FF 91 S SL 82 B FF 93 S SL 82 1-3 ② K			C FF 93 B SL 83 B SL 80 F FF 91 F FF 95 F FF 93 X SL 82 2-2 10 L1-4-3 1B	D SI 96 F SI 95 S SI 95 S SI 96 1-3 ③ K		4	0	1	0	0	2	4
2 Aaron Hill, R (1, 4) OBP: 0.283, SLG: 0.338		C FF 91 B SL 83 B SL 82 B SL 81 B FF 92 4-1 1-2 BB		B CU 73 C CH 79 B CH 79 B FF 91 F FF 90 F FF 91 X FF 91 3-2 1B			B FF 93 F FF 93 B FF 93 B FF 94 X FF 93 3-1 ① L7		B FF 94 C FF 94 C KC 85 B KC 86 X FF 96 2-2 ① F8	3	0	1	0	1	0	1
28 Jayson Nix, R (1, 5) OBP: 0.250, SLG: 0.316 10 Edwin Encarnación, R (7, PH) OBP: 0.287, SLG: 0.364 (7, 5)		F FF 91 C FF 91 D SL 81 B CU 74 S FF 91 2-3 ② K		F FF 90 S SL 82 D SL 82 1 SAFE B SL 82 C CU 73 2-3 ③ K			F FF 94 S SL 81 X FF 94 0-2 ② L1-4-3 1-2		C FF 95 F FF 94 B FF 95 F KC 86 B KC 87 X FF 95 2-2 ② F9	2 2	0 0	0 0	0 0	0 0	2 0	3 1
37 Jo-Jo Reyes, L (1, 1) OBP: 0.250, SLG: 0.250 57 Shawn Camp, R (6, 1) 8 José Molina, R (7, PH) OBP: 0.379, SLG: 0.452 60 Jon Rauch, R (7, 1) 47 Luis Perez, L (8, 1) 6 John McDonald, R (9, PH) OBP: 0.250, SLG: 0.300		C FF 92 B FF 92 S FF 92 S FF 92 1-3 ③ K			C FF 92 B FF 92 F FF 92 S FF 93 1-3 ① K		S SL 82 C FF 93 D SL 82 S SL 82 1-3 ③ K		B FF 95 C FF 94 C FF 95 X FF 96 1-2 ③ P4	2 0 1 0 0 1	0 0 0 0 0 0	0 0 0 0 0 0	0 0 0 0 0 0	2 0 1 0 0 0	2 0 1 0 0 0	2 0 1 0 0 0
Inning Stats	R: 0 E: 0 K: 3 S: 14 H: 1 LOB: 1 BB: 0 P: 19	R: 0 E: 0 K: 2 S: 11 H: 1 LOB: 2 BB: 1 P: 19	R: 1 E: 0 K: 2 S: 9 H: 1 LOB: 0 BB: 0 P: 12	R: 0 E: 0 K: 2 S: 12 H: 1 LOB: 1 BB: 0 P: 18	R: 0 E: 0 K: 2 S: 10 H: 0 LOB: 0 BB: 0 P: 15	R: 0 E: 0 K: 0 S: 5 H: 0 LOB: 0 BB: 1 P: 13	R: 0 E: 0 K: 1 S: 13 H: 1 LOB: 1 BB: 0 P: 19	R: 0 E: 0 K: 1 S: 12 H: 1 LOB: 3 BB: 2 P: 22	R: 0 E: 0 K: 0 S: 10 H: 0 LOB: 0 BB: 0 P: 15	1B: 5 2B: 0 3B: 0 HR: 1		SF: 0 SAC: 0 DP: 1 HBP: 0			WP: 1 PB: 0 SB: 1 CS: 0	PA: 36

	AB	32
	R	1
	H	6
	RBI	1
	BB	4
	SO	13
	LOB	18

PITCHER		IP	WLS	BF	H	R	ER	SO	BB	IBB	HBP	BLK	WP	HR	S	P	ERA	WHIP
37 Brandon Beachy, R ERA: 3.22	(1, 1)	6.0	W	23	4	1	1	11	2	0	0	0	1	1	61	96	1.50	1.000
19 Scott Linebrink, R ERA: 3.56	(7, 1)	1.0	H	4	1	0	0	1	0	0	0	0	0	0	13	19	0.00	1.000
39 Jonny Venters, L ERA: 0.57	(8, 1)	1.0		6	1	0	0	1	2	0	0	0	0	0	12	22	0.00	3.000
46 Craig Kimbrel, R ERA: 2.84	(9, 1)	1.0		3	0	0	0	0	0	0	0	0	0	0	10	15	0.00	0.000

PITCHER	IP	WLS	BF	H	R	ER	SO	BB	IBB	HBP	BLK	WP	HR	S	P	ERA	WHIP

Batter	1	2	3	4	5	6	7	8	9	AB	R	H	RBI	BB	SO	LOB
1 Jordan Schafer, L (1, 8) OBP: 0.310, SLG: 0.308	B FF 90 C SI 90 X SI 90 1-1 2B	C SI 91 F SI 92 D SI 92 D FF 87 X FF 92 2-2 ③ L3			M SI 89 S SL 84 B FF 91 F SL 85 F FF 92 X SL 85 1-2 ① L8		F FF 91 B FF 90 B FF 90 F CH 84 X FF 91 2-2 ② F9			4	0	1	0	0	0	1
22 Jason Heyward, L (1, 9) OBP: 0.325, SLG: 0.393	S FF 88 S SL 84 B SL 84 F FF 90 S SL 85 1-3 ① K		S B SI 92 B SI 92 B FF 91 B FF 91 4-1 16 WP 16 HR BB		B FF 92 B FF 90 B FF 91 B FF 91 4-0 BB		C CH 85 B CH 85 C SL 86 S CU 74 1-3 ③ K			2	1	0	0	2	2	1
10 Chipper Jones, S (1, 5) OBP: 0.354, SLG: 0.438	B FF 90 X FF 90 1-0 ② P4		F SI 92 X FF 92 0-1 ① F8		B CH 83 X SI 91 1-0 ② F9			C FF 94 B SI 92 B SI 94 C SI 92 X SI 94 2-2 ① G5-3		4	0	0	0	0	0	3
16 Brian McCann, L (1, 2) OBP: 0.380, SLG: 0.523	C FF 90 2 SAFE X FF 87 0-1 ③ G1-3		B FF 91 B SL 86 S FF 90 X SL 84 2-1 1-H HR		1 SAFE L SI 91 X SI 90 0-1 ③ B1-3			B SI 93 F SI 92 X SI 93 1-1 1B		4	1	2	2	0	0	2
5 Freddie Freeman, L (1, 3) OBP: 0.336, SLG: 0.416		B FF 89 S FF 91 B SL 84 F FF 90 B SL 86 X SL 86 3-2 26 HR 1B	B SI 92 F FF 92 B FF 91 B SI 93 X FF 91 3-1 ② G5-3		B FF 89 C SI 90 F SI 90 B FF 88 B SI 91 S SI 92 3-3 ① K			B SI 92 F SI 91 B SI 90 X SI 92 2-1 ② F7		4	1	1	0	0	1	1
26 Dan Uggla, R (1, 4) OBP: 0.240, SLG: 0.329		C SI 91 B SI 92 F SI 91 X SI 92 1-2 1-H HR	B FF 91 S FF 90 X FF 91 1-1 ③ G5-3		F SI 86 C SI 88 F SL 78 C CH 83 0-3 ② K			F SI 93 S CH 80 S SL 82 0-3 ③ K		4	1	1	2	0	2	1
13 Nate McLouth, L (1, 7) OBP: 0.328, SLG: 0.330		F SI 92 B FF 91 F SI 91 F FF 91 X SL 85 1-2 ① G4-3		C SI 90 F SI 90 B SL 85 X CU 78 1-2 ① P6	X SI 88 0-0 ③ G3					3	0	0	0	0	0	0
28 Julio Lugo, R (1, 6) OBP: 0.333, SLG: 0.333		C FF 92 X SI 93 0-1 37 SH2-3 1B		X SI 91 0-0 ② G5-3			C FF 89 B FF 89 S SL 84 X FF 90 1-2 ① G4-3			3	0	1	0	0	0	0
37 Brandon Beachy, R (1, 1) 19 Scott Linebrink, R (7, 1) 7 Brooks Conrad, S (7, PH) OBP: 0.375, SLG: 0.511 39 Jonny Venters, L (8, 1) 46 Craig Kimbrel, R (9, 1)		C FF 91 X FF 90 0-1 ② SH2-3 1-2		B SI 91 S SI 91 F FF 90 X FF 90 1-2 ③ G4-3			B CH 83 F FC 90 C SL 83 B CH 84 B CU 73 F FF 90 F FF 91 F FF 90 X FF 89 3-2 HR			1 0 1 0 0	0 0 1 0 0	0 0 1 0 0	0 0 1 0 0	0 0 0 0 0	0 0 0 0 0	0 0 0 0 0
Inning Stats	R: 0 E: 0 K: 1 S: 9 H: 1 LOB: 1 BB: 0 P: 12	R: 2 E: 0 K: 0 S: 17 H: 3 LOB: 1 BB: 0 P: 24	R: 2 E: 0 K: 0 S: 9 H: 1 LOB: 0 BB: 1 P: 19	R: 0 E: 0 K: 0 S: 7 H: 0 LOB: 0 BB: 0 P: 9	R: 0 E: 0 K: 0 S: 8 H: 0 LOB: 1 BB: 1 P: 14	R: 0 E: 0 K: 2 S: 8 H: 0 LOB: 0 BB: 0 P: 11	R: 1 E: 0 K: 1 S: 15 H: 1 LOB: 0 BB: 0 P: 22	R: 0 E: 0 K: 1 S: 10 H: 1 LOB: 1 BB: 0 P: 15		1B: 3 2B: 1 3B: 0 HR: 3	SF: 0 SAC: 1 DP: 0 HBP: 0		WP: 1 PB: 0 SB: 0 CS: 0	PA: 33	

PITCHER		IP	WLS	BF	H	R	ER	SO	BB	IBB	HBP	BLK	WP	HR	S	P	ERA	WHIP
37 Jo-Jo Reyes, L ERA: 4.34	(1, 1)	5.1	L	23	5	4	4	2	2	0	0	0	1	2	53	84	6.75	1.312
57 Shawn Camp, R ERA: 4.05	(6, 1)	0.2		2	0	0	0	1	0	0	0	0	0	0	5	5	0.00	0.000
60 Jon Rauch, R ERA: 4.35	(7, 1)	1.0		4	1	1	1	1	0	0	0	0	0	1	15	22	9.00	1.000
47 Luis Perez, L ERA: 3.63	(8, 1)	1.0		4	1	0	0	1	0	0	0	0	0	0	10	15	0.00	1.000

PITCHER	IP	WLS	BF	H	R	ER	SO	BB	IBB	HBP	BLK	WP	HR	S	P	ERA	WHIP

BOTTOM

Toronto Blue Jays @ Atlanta Braves

Turner Field, Atlanta, GA

Wed Jun 22 2011, 1:09 PM - 3:47 PM EDT

Att. 23,152 - Partly Cloudy - 88 F

livebaseballscorecards.com

AB	30
R	5
H	7
RBI	5
BB	2
SO	5
LOB	9

Toronto Blue Jays @ St. Louis Cardinals

Busch Stadium, St. Louis, MO

Fri Jun 24 2011, 7:16 PM - 10:21 PM CDT

Att. 37,724 - Clear - 81 F

TOP

livebaseballscorecards.com

Batter	1	2	3	4	5	6	7	8	9	AB	R	H	RBI	BB	SO	LOB
5 Yunel Escobar, R (1, 6) OBP: 0.350, SLG: 0.420	C SI 88 C SI 90 B FC 86 X CU 79 1-2 14 FC4-6 1B	B SI 90 X SI 91 1-0 G6-3			C CU 78 X FC 86 0-1 L8	C SI 95 C SI 95 F SI 94 B FF 96 F SL 88 F SI 95 B CU 78 B CU 80 X FF 94 3-2 G6-3		C CU 79 B FF 93 C CU 80 F CU 79 F SI 95 B CU 78 X FF 96 2-2 G6-3 1-2		5	0	1	0	0	0	2
14 Eric Thames, L (1, 7) OBP: 0.365, SLG: 0.426	1 SAFE F SI 90 C SI 89 B SI 89 F FC 85 B SI 91 1 SAFE B SI 90 X SI 91 3-2 FC4-6 19 2B 26 G4-3 1-2f		F SI 90 B FC 87 X CH 80 1-1 2B		F FC 86 X FC 87 0-1 26 1B 2B	S CU 77 C FF 93 S CU 79 0-3 K			F FF 90 B CH 85 B SI 90 S CH 84 F FF 92 X FF 91 2-2 F8	5	2	2	0	0	1	1
19 José Bautista, R (1, 9) OBP: 0.472, SLG: 0.668	F SI 90 D FC 87 F SI 90 1 SAFE B FC 85 F FC 84 B SI 91 X FC 85 3-2 26 G4-3 2 1B 1-3 2B		B SI 90 F SI 91 X CU 80 1-1 F7		I IN 76 I IN 76 I IN 77 I IN 76 4-0 26 1B 2 1B IBB		C FF 94 B CU 79 S FF 92 X CU 79 1-2 G6-3		C FF 93 X FF 93 0-1 HR	4	3	2	1	1	0	1
26 Adam Lind, L (1, 3) OBP: 0.365, SLG: 0.584	C SI 91 X SI 89 0-1 G4-3 2-3 3-H		S SI 90 D CH 80 B FC 86 X CH 80 2-1 P5		F CU 75 C SI 90 B CH 81 X SI 90 1-2 8 1B 2 1B 1-2 2-H 1B		C SI 94 B FF 94 B SI 93 X CU 78 2-1 G4-3		S CH 84 B CH 85 X FF 92 1-1 F7	5	0	1	2	0	0	2
2 Aaron Hill, R (1, 4) OBP: 0.286, SLG: 0.339	C CU 78 F SI 90 B SI 89 F SI 91 F FC 85 D SI 90 X SI 91 3-2 8 1B 3-H 1B		C FC 84 F CU 79 D CU 81 B SI 88 B FC 86 T CU 78 3-2 K		C CU 82 B SI 91 X SI 90 1-1 8 1B 1-2 2-H 1B		C SI 95 X SI 94 1-1 G6-3		B FF 92 B KC 81 C FF 91 F FF 92 X KC 81 2-2 G6-3	5	0	2	2	0	1	1
8 José Molina, R (1, 2) OBP: 0.394, SLG: 0.460 28 Jayson Nix, R (8, PR) OBP: 0.250, SLG: 0.316 9 J.P. Arencibia, R (8, 2) OBP: 0.281, SLG: 0.447	B SI 91 B SI 91 F SI 90 D SI 90 C X SI 90 3-2 1-3 1B			F SI 88 B CU 78 X FC 84 1-1 F9	C SI 91 D CU 81 F FC 84 X FC 84 1-2 1-2 2-3 1B			B CU 76 B CU 76 B FF 92 C SI 93 F FF 93 B FF 93 4-2 16 1B BB		3 0 0	0 0 0	2 0 0	0 0 0	1 0 0	0 0 0	0 0 0
10 Edwin Encarnación, R (1, 5) OBP: 0.286, SLG: 0.367 6 John McDonald, R (9, 5) OBP: 0.250, SLG: 0.300	C FC 85 B SI 89 X SI 91 1-1 G5-3			B SI 90 X SI 89 1-0 2B	C FF 94 D SL 82 B FF 94 F FF 93 F SL 84 S SL 84 2-3 K			C CU 78 B FF 93 B SI 91 F SI 93 B CU 79 C CU 77 3-3 K		4 0	0 0	1 0	0 0	0 0	2 0	6 0
11 Rajai Davis, R (1, 8) OBP: 0.267, SLG: 0.346 16 Corey Patterson, L (8, PH) OBP: 0.296, SLG: 0.402 (8, 8)		C SI 90 B SI 90 B SI 89 C SI 91 F SI 90 S CU 81 2-3 K		C SI 89 B CU 80 C CU 80 F FC 84 B SI 89 X CU 79 2-2 G1-3	B FF 96 S SL 81 F SI 95 S SL 85 1-3 K			F SI 92 C SI 93 B FF 93 X FF 92 1-2 5 S 1-3 1B		3 1	0 0	0 1	0 0	0 0	2 0	4 0
23 Brandon Morrow, R (1, 1) 20 Juan Rivera, R (8, PH) OBP: 0.315, SLG: 0.360 54 Jason Frasor, R (8, 1) 50 Frank Francisco, R (9, 1)		C SI 91 C SI 91 B SI 90 B SI 91 X SI 91 2-2 G4-3		B SI 90 B SI 90 C SI 90 F SI 90 S SI 90 2-3 K		C SI 91 F SI 93 X SI 94 0-2 G4-3		P PO 87 1 SAFE X CU 78 1-0 P6		3 1 0 0	0 0 0 0	0 0 0 0	0 0 0 0	1 0 0 0	1 0 0 0	1 2 0 0

	AB	R	H	RBI	BB	SO	LOB
	39	5	12	5	2	7	20

Inning Stats	1	2	3	4	5	6	7	8	9	1B	SF	WP	PA
R	2	0	0	0	2	0	0	0	1	7	0	0	41
E	0	0	0	0	0	0	0	0	0	2B	0	0	
K	0	1	1	1	2	0	0	1	0	4	SAC 0	PB 0	
S	22	8	9	10	19	12	7	15	11	3B 0	DP 0	SB 1	
H	4	0	1	1	4	0	0	1	1	HR 1	HBP 0	CS 0	
LOB	2	0	1	1	3	0	0	3	0				
BB	0	0	0	0	1	0	0	1	0				
P	36	13	16	16	29	15	11	25	16				

PITCHER	IP	WLS	BF	H	R	ER	SO	BB	IBB	HBP	BLK	WP	HR	S	P	ERA	WHIP
35 Jake Westbrook, R (1, 1) ERA: 5.32	4.1		24	10	4	4	3	0	1	0	0	0	0	61	100	8.31	2.308
41 Mitchell Boggs, R (5, 1) ERA: 3.0	0.2		2	0	0	0	2	0	0	0	0	0	0	7	10	0.00	0.000
62 Lance Lynn, R (6, 1) ERA: 4.05	3.0		11	1	0	0	2	1	0	0	0	0	0	34	51	0.00	0.667
59 Fernando Salas, R (9, 1) ERA: 2.88	1.0	L	4	1	1	1	0	0	0	0	0	0	1	11	16	9.00	1.000

PITCHER	IP	WLS	BF	H	R	ER	SO	BB	IBB	HBP	BLK	WP	HR	S	P	ERA	WHIP

BOTTOM

Toronto Blue Jays @ St. Louis Cardinals

Busch Stadium, St. Louis, MO

Fri Jun 24 2011, 7:16 PM - 10:21 PM CDT

Att. 37,724 - Clear - 81 F

Batter	1	2	3	4	5	6	7	8	9	AB	R	H	RBI	BB	SO	LOB
Ryan Theriot, R (1, 6) OBP: 0.349, SLG: 0.356	B SI 92 B FF 93 C FF 92 X SI 93 2-1 F9 ①		C SL 86 X SL 86 0-1 SH1-3 ① 1-2		B FF 90 B SI 91 X FF 93 2-0 F9 ③			C FF 92 B FF 94 X FF 93 1-1 L8 ①		3	0	0	0	0	0	0
19 Jon Jay, L (1, 9) OBP: 0.349, SLG: 0.435	C FF 94 F FF 94 B SL 90 B SI 96 C FS 85 2-3 K ②		C SI 94 B FF 95 X FF 95 1-1 SF8 ② 2-H			C KC 77 B KC 77 B FF 93 X SI 91 2-1 7 HR 2B		B FF 93 F FF 93 B CH 86 X FF 92 2-1 F7 ②		3	1	1	1	0	1	0
7 Matt Holliday, R (1, 7) OBP: 0.444, SLG: 0.575	X SI 93 0-0 G6-3 ③		C SI 93 B FF 94 B FF 90 S SL 87 B FF 96 X SL 88 3-2 1B			S SL 86 B SI 90 F SI 92 X SL 86 1-2 2-H HR		B CH 87 B CH 88 F FF 93 S CH 88 F FF 93 F FF 93 S FF 93 2-3 K ③		4	1	2	2	0	1	0
12 Lance Berkman, S (1, 3) OBP: 0.411, SLG: 0.594		F SI 95 F SI 95 B FF 96 B FF 97 B SI 94 S SI 94 3-3 K ①	F FF 94 C FF 94 B FF 96 T SL 90 1-2 K ③			B KC 76 S FF 93 S FF 92 B FF 94 F FF 97 S FF 95 2-3 K ①			B FF 94 B SI 96 F FF 94 B FF 96 X FF 94 3-1 G3 ①	4	0	0	0	0	3	1
28 Colby Rasmus, L (1, 8) OBP: 0.343, SLG: 0.418		X FS 85 0-0 HR		C FF 93 F SI 94 B SI 95 S FF 96 1-3 K ①		B FF 94 X FF 93 1-0 P5 ②			X SI 94 0-0 L9 ②	4	1	1	1	0	1	0
55 Skip Schumaker, L (1, 4) OBP: 0.292, SLG: 0.348		C X FF 94 0-1 4 G3 2B		B KC 79 B SI 90 C FF 95 F FF 95 F SL 86 F SL 88 S SL 90 2-3 K ②		B SI 92 F SI 91 C FF 94 X SI 95 1-2 G4-3 ③			F FF 94 S FS 86 F FF 94 S 0-3 K ③	4	0	1	0	0	2	0
4 Yadier Molina, R (1, 2) OBP: 0.344, SLG: 0.429		X FF 93 0-0 G3 ② 2-3		X FF 94 0-0 F9 ③			B KC 76 F FF 92 X SI 91 1-1 F7 ①			3	0	0	0	0	0	1
35 Jake Westbrook, R (1, 1) 41 Mitchell Boggs, R (5, 1) 38 Mark Hamilton, L (5, PH) OBP: 0.194, SLG: 0.233 62 Lance Lynn, S (6, 1) 59 Fernando Salas, R (9, 1)		F SI 92 S FF 96 F FF 96 B FF 96 F SI 96 C SL 87 1-3 K ③			F FF 90 C SI 91 F SL 88 F FF 94 B SL 86 T SL 86 1-2 K ①		B FF 93 B FS 84 S FF 92 F FF 94 F SI 94 X SL 85 2-2 G5-3 ②		1 0 1 1 0	0 0 0 0 0	0 0 0 0 0	0 0 0 0 0	1 0 1 0 0	1 0 0 0 0	1 0 0 0 0
33 Daniel Descalso, L (1, 5) OBP: 0.310, SLG: 0.353			B FF 94 B SI 92 B FF 94 B FF 93 4-0 19 PB SH1-3 19 SF8 BB		B FF 93 C SI 93 C SI 93 C SL 87 1-3 K ②		B FF 92 F FF 91 B FF 94 S FF 92 F SL 86 X FF 95 2-2 F9 ③			2	1	0	0	1	1	0

Inning Stats	1	2	3	4	5	6	7	8	9
	R: 0 E: 0 K: 1 S: 6 H: 0 LOB: 0 BB: 0 P: 10	R: 1 E: 0 K: 2 S: 12 H: 2 LOB: 1 BB: 0 P: 16	R: 1 E: 0 K: 1 S: 10 H: 1 LOB: 1 BB: 1 P: 19	R: 0 E: 0 K: 2 S: 9 H: 0 LOB: 0 BB: 0 P: 12	R: 0 E: 0 K: 2 S: 9 H: 0 LOB: 0 BB: 0 P: 13	R: 2 E: 0 K: 1 S: 13 H: 2 LOB: 0 BB: 0 P: 20	R: 0 E: 0 K: 0 S: 10 H: 0 LOB: 0 BB: 0 P: 15	R: 0 E: 0 K: 1 S: 9 H: 0 LOB: 0 BB: 0 P: 14	R: 0 E: 0 K: 1 S: 7 H: 0 LOB: 0 BB: 0 P: 10

1B: 1	SF: 1
2B: 2	SAC: 1
3B: 0	DP: 0
HR: 2	HBP: 0

WP: 0	PA: 33
PB: 1	
SB: 0	
CS: 0	

AB	30
R	4
H	5
RBI	4
BB	1
SO	11
LOB	3

livebaseballscorecards.com

PITCHER	IP	WLS	BF	H	R	ER	SO	BB	IBB	HBP	BLK	WP	HR	S	P	ERA	WHIP
23 Brandon Morrow, R (1, 1) ERA: 4.9	7.0		27	5	4	3	9	1	0	0	0	0	2	69	105	3.86	0.857
54 Jason Frasor, R (8, 1) ERA: 2.64	1.0	W	3	0	0	0	1	0	0	0	0	0	0	9	14	0.00	0.000
50 Frank Francisco, R (9, 1) ERA: 4.71	1.0	S	3	0	0	0	1	0	0	0	0	0	0	7	10	0.00	0.000

PITCHER	IP	WLS	BF	H	R	ER	SO	BB	IBB	HBP	BLK	WP	HR	S	P	ERA	WHIP

Toronto Blue Jays @ St. Louis Cardinals

Busch Stadium, St. Louis, MO

Sat Jun 25 2011, 6:16 PM - 8:50 PM CDT

Att. 40,289 - Cloudy - 77 F

TOP

livebaseballscorecards.com

Batter	1	2	3	4	5	6	7	8	9	AB	R	H	RBI	BB	SO	LOB
5 Yunel Escobar, R (1, 6) OBP: 0.348, SLG: 0.414	B SI 92 X SI 91 1-0 ① G6-3		C SI 91 B SI 90 B CH 84 B FF 90 B SI 90 4-1 26 SF8 2 G4-3 9 E 1-2 BB	C FF 90 B CU 72 B SI 89 F FF 88 X SI 90 2-2 ③ G1-3			B SI 90 X FF 89 1-0 ① G6-3		C C FF 92 B CU 81 X SI 91 1-2 ③ F9	4	1	0	0	1	0	0
2 Aaron Hill, R (1, 4) OBP: 0.293, SLG: 0.343	B SI 90 C FF 91 B FF 91 F FF 91 F FF 88 B SL 86 B FF 90 4-2 19 1B BB		X FF 90 0-0 ① G4-3 1-2 2-3		B FF 90 C FF 88 X SI 90 1-1 26 G3 1B		B SI 92 B CH 84 B SI 90 C SI 88 X SI 89 3-1 19 G5-4-3 1B			3	0	2	0	1	0	2
19 José Bautista, R (1, 9) OBP: 0.473, SLG: 0.664	C FF 89 X FF 91 0-1 1-3 1B		I IN 78 I IN 84 I IN 81 I IN 79 4-0 9 E 20 HR IBB		B CU 71 S CH 83 X CH 82 1-1 ① F9		X SI 91 0-0 ② ③ G5-4-3 1-2f			3	1	1	0	1	0	2
26 Adam Lind, L (1, 3) OBP: 0.359, SLG: 0.575	S SL 85 S SL 85 1 SAFE S SL 88 0-3 ② K		S SL 86 B SI 87 F FF 91 X SL 88 1-2 ② SF8 2-3 3-H		F FF 90 1 SAFE X SL 86 0-1 ② G3 1-2			C FF 91 B FF 92 X FF 92 1-1 ① P5		3	0	0	1	0	1	3
9 J.P. Arencibia, R (1, 2) OBP: 0.276, SLG: 0.439	B CU 72 C CH 84 B SL 86 X FF 89 2-1 ③ F7		X CH 84 0-0 E5 20 HR 1-2 3-H		B S FF 90 F S SL 85 1-3 ③ K			X FF 90 0-0 ② G4-3		4	1	0	0	0	1	4
20 Juan Rivera, R (1, 7) OBP: 0.314, SLG: 0.371 50 Frank Francisco, R (9, 1)		C SI 90 B FC 89 X CH 83 1-1 ① F9	D CU 70 X CH 83 1-0 HR 1-H 2-H			B CU 71 B SI 91 X FF 89 2-0 ① G6-3		C SI 92 X SI 92 0-1 ③ G6-3		4 0	1 0	1 0	3 0	0 0	0 0	0 0
10 Edwin Encarnación, R (1, 5) OBP: 0.291, SLG: 0.391		C SI 90 B CU 72 X CH 83 1-1 ② F8	B FF 90 X SI 91 1-0 ③ F8			B FF 90 B FF 90 C SI 91 X CH 82 2-1 11 F9 2B			X FC 92 0-0 HR	4	1	2	1	0	0	0
11 Rajai Davis, R (1, 8) OBP: 0.262, SLG: 0.340		C FF 90 B FF 90 X FF 90 1-1 ③ G5-3		B SI 89 X FF 90 1-0 ① G5-3		X SI 90 0-0 ② F9 2-3			B FC 92 X FF 91 1-0 ① G6-3	4	0	0	0	0	0	1
33 Carlos Villanueva, R (1, 1) 60 Jon Rauch, R (7, 1) 34 Marc Rzepczynski, L (8, 1) 16 Corey Patterson, L (9, PH) OBP: 0.295, SLG: 0.401 (9, 7)			B FF 90 F FF 90 B FF 91 B SI 89 B SI 89 4-1 2 G4-3 5 BB 26 SF8 BB	C SI 88 B FF 89 T SI 88 S SL 85 1-3 ② K		C SI 90 F SL 86 B SL 86 F SL 85 S FF 90 1-3 ③ K			C CU 78 F FF 92 S CH 86 0-3 ② K	2 0 0 1	1 0 0 0	0 0 0 0	0 0 0 0	1 0 0 0	2 0 0 0	1 0 0 0
Inning Stats	R: 0 H: 1 E: 0 LOB: 2 K: 1 BB: 1 S: 11 P: 18	R: 0 H: 0 E: 0 LOB: 0 K: 0 BB: 0 S: 6 P: 9	R: 5 H: 1 E: 1 LOB: 0 K: 0 BB: 3 S: 9 P: 24	R: 0 H: 0 E: 0 LOB: 0 K: 1 BB: 0 S: 7 P: 11	R: 0 H: 1 E: 0 LOB: 1 K: 1 BB: 0 S: 9 P: 12	R: 0 H: 1 E: 0 LOB: 0 K: 1 BB: 0 S: 8 P: 13	R: 0 H: 1 E: 0 LOB: 0 K: 0 BB: 0 S: 4 P: 8	R: 0 H: 0 E: 0 LOB: 0 K: 0 BB: 0 S: 5 P: 6	R: 1 H: 1 E: 0 LOB: 0 K: 1 BB: 0 S: 8 P: 10	1B: 3 SF: 1 2B: 1 SAC: 0 3B: 0 DP: 1 HR: 2 HBP: 0						

AB	32
R	6
H	6
RBI	5
BB	4
SO	5
LOB	13

WP: 0 PA: 37
PB: 0
SB: 0
CS: 0

PITCHER		IP	WLS	BF	H	R	ER	SO	BB	IBB	HBP	BLK	WP	HR	S	P	ERA	WHIP
54 Jaime García, L ERA: 3.06	(1, 1)	7.0	L	30	5	5	1	4	3	1	0	0	0	1	54	95	1.29	1.143
31 Ryan Franklin, R ERA: 7.9	(8, 1)	2.0		7	1	1	1	1	0	0	0	0	0	1	13	16	4.50	0.500

PITCHER	IP	WLS	BF	H	R	ER	SO	BB	IBB	HBP	BLK	WP	HR	S	P	ERA	WHIP

Batter	1	2	3	4	5	6	7	8	9	AB	R	H	RBI	BB	SO	LOB
Ryan Theriot, R (1, 6) OBP: 0.350, SLG: 0.357	C SI 85 B FF 86 F FF 89 B SL 82 B FF 90 X FF 91 3-2 19 1B 7 G6-4-3 1B		B FF 86 C SI 89 B SL 82 F FF 90 X CU 75 2-2 ③ F9		C FF 87 X FF 88 0-1 ② F8			X FC 90 0-0 19 HBP 1B	C FF 96 F FF 95 X FF 97 0-2 ③ G1-4-3	5	1	2	0	0	0	3
19 Jon Jay, L (1, 9) OBP: 0.357, SLG: 0.439 (9, 7)	X FF 86 0-0 7 G6-4-3 1-3 1B			B FF 88 C CU 72 F CH 80 B FF 92 B SL 84 X FF 90 3-2 28 BB 4 1B 1B	C SI 90 F FF 89 D SL 84 F FF 90 F FF 90 B CU 77 1 SAFE S CH 83 2-3 ③ K2-3			T FF 88 H FF 90 1-1 12 G4-6-3 1-2 HBP		3	1	2	0	0	1	1
7 Matt Holliday, R (1, 7) OBP: 0.436, SLG: 0.562 47 Pete Kozma, R (9, 4) OBP: 0.300, SLG: 0.235	B FF 91 C FF 89 X FF 88 1-1 ① ② G6-4-3 1-2f 3-H			C SL 82 1 SAFE 1 SAFE 1 SAFE F SI 89 X FF 91 0-2 ① L8		X SI 88 0-0 ① G5-3		C SL 84 F SL 84 B FF 91 C FF 90 1-3 ① K		4 0	0 0	0 0	0 0	0 0	1 0	4 0
12 Lance Berkman, S (1, 3) OBP: 0.405, SLG: 0.583	B CU 69 C FF 89 B CH 82 S CH 81 B SL 83 X FF 90 3-2 ③ L7			1 SAFE B CH 80 F FF 88 X CU 78 1-1 ② P4		C FF 87 F SI 89 B FF 92 F SL 84 X CH 83 1-2 ② G1-3		X SI 93 0-0 ② ③ G4-6-3 1-2f		4	0	0	0	0	0	3
28 Colby Rasmus, L (1, 8) OBP: 0.345, SLG: 0.421		C FF 89 B SL 81 F FF 89 F SL 83 B FF 91 X CH 82 2-2 ① G5-3		D SL 80 B SI 88 1 SAFE S CH 82 B SI 91 D SI 92 4-1 4 1B 1-2 BB		B CH 80 F CH 81 B FF 91 C CU 73 B FF 86 X CH 80 3-2 ③ F8			B FF 93 C FF 94 B FF 94 F FF 95 B SI 96 F FF 95 X FF 96 3-2 33 1B 55 E 2B	3	1	1	0	1	0	0
4 Yadier Molina, R (1, 2) OBP: 0.342, SLG: 0.426		B SL 81 F FF 90 X CH 81 1-1 ② F8		B SL 83 B FF 89 F FF 89 F FF 90 D CU 78 X CH 82 3-2 1-3 2-H 1B			X FF 89 0-0 ① F9		C FF 94 C CU 80 S FF 96 0-3 ① K	4	0	1	1	0	1	1
33 Daniel Descalso, L (1, 5) OBP: 0.313, SLG: 0.356		X FF 88 0-0 ③ P5		C CU 76 C CH 82 S SL 84 0-3 ③ K2-3			C FF 91 X CH 82 0-1 1B		C FS 88 F CU 79 B CU 77 X FF 96 1-2 55 E 2-3 1B	4	0	2	0	0	1	2
54 Jaime García, L (1, 1) OBP: 0.088, SLG: 0.061 38 Mark Hamilton, L (7, PH) OBP: 0.188, SLG: 0.226 31 Ryan Franklin, R (8, 1) 64 Andrew Brown, R (9, PH) OBP: 0.167, SLG: 0.167			B CH 84 C CH 84 F FF 87 F CU 76 C FF 91 1-3 ① K		F FF 88 F CU 75 B SL 83 X SL 83 1-2 ① G3		F FF 89 F SL 85 B CU 73 X CU 73 1-2 ② L4		S FF 96 B CU 78 F CU 80 S FF 96 1-3 ② K	2 1 0 1	0 0 0 0	0 0 0 0	0 0 0 0	0 0 0 0	1 0 0 1	0 1 0 2
55 Skip Schumaker, L (1, 4) OBP: 0.291, SLG: 0.345 (9, 9)			B FF 90 B CH 81 B FF 89 C FF 87 F FF 90 X CH 82 3-2 ② G4-3		C FF 88 B CU 76 X FF 91 1-1 1B		X FF 90 0-0 ③ L4		X SI 95 0-0 E1 1-3 3-H	4	0	1	0	0	0	2
Inning Stats	R: 1 E: 0 K: 0 S: 9 H: 2 LOB: 0 BB: 0 P: 16	R: 0 E: 0 K: 0 S: 7 H: 0 LOB: 0 BB: 0 P: 10	R: 0 E: 0 K: 1 S: 10 H: 0 LOB: 0 BB: 0 P: 16	R: 1 E: 0 K: 1 S: 15 H: 2 LOB: 2 BB: 1 P: 26	R: 0 E: 0 K: 1 S: 12 H: 1 LOB: 1 BB: 0 P: 16	R: 0 E: 0 K: 0 S: 8 H: 0 LOB: 0 BB: 0 P: 12	R: 0 E: 0 K: 0 S: 7 H: 1 LOB: 1 BB: 0 P: 8	R: 0 E: 0 K: 1 S: 6 H: 1 LOB: 1 BB: 0 P: 8	R: 1 E: 1 K: 2 S: 17 H: 2 LOB: 2 BB: 0 P: 22	1B: 8 2B: 1 3B: 0 HR: 0	SF: 0 SAC: 0 DP: 2 HBP: 1	WP: 0 PB: 0 SB: 0 CS: 0	PA: 37				

BOTTOM

Toronto Blue Jays @ St. Louis Cardinals

Busch Stadium, St. Louis, MO

Sat Jun 25 2011, 6:16 PM - 8:50 PM CDT

Att. 40,289 - Cloudy - 77 F

livebaseballscorecards.com

AB	35
R	3
H	9
RBI	1
BB	1
SO	6
LOB	19

PITCHER		IP	WLS	BF	H	R	ER	SO	BB	IBB	HBP	BLK	WP	HR	S	P	ERA	WHIP
33 Carlos Villanueva, R ERA: 3.15	(1, 1)	6.0	W	23	5	2	2	3	1	0	0	0	0	0	61	96	3.00	1.000
60 Jon Rauch, R ERA: 4.18	(7, 1)	1.1	H	7	2	0	0	1	0	0	1	0	0	0	12	15	0.00	1.500
34 Marc Rzepczynski, L ERA: 3.16	(8, 1)	0.2	H	1	0	0	0	0	0	0	0	0	0	0	1	1	0.00	0.000
50 Frank Francisco, R ERA: 4.5	(9, 1)	1.0		6	2	1	0	2	0	0	0	0	0	0	17	22	0.00	2.000

PITCHER	IP	WLS	BF	H	R	ER	SO	BB	IBB	HBP	BLK	WP	HR	S	P	ERA	WHIP

Batter	1	2	3	4	5	6	7	8	9	AB	R	H	RBI	BB	SO	LOB
5 Yunel Escobar, R (1, 6) OBP: 0.352, SLG: 0.418	C SI 89 B SI 89 X SL 86 1-1 20 FC5 2B		B SI 88 C SL 84 C SL 84 B FF 89 X SL 83 2-2 ① L8		B SI 88 B SL 85 C SL 86 B FF 88 B CH 83 4-1 BB	X SI 89 0-0 1-2 3-H 1B		C FC 90 B FC 91 B FF 95 C FF 96 F FF 97 B FF 96 X FC 92 3-2 ② P4		4	0	2	1	1	0	0
2 Aaron Hill, R (1, 4) OBP: 0.291, SLG: 0.340	L SI 90 X SI 90 0-1 20 FC5 1B		C SI 88 C SL 84 X CU 74 0-2 ② G6-3		X SI 90 0-0 ② F9	B SL 83 C SI 92 F SI 92 S SL 84 1-3 ② K		C FF 96 S FC 88 B FC 92 B FF 97 X FF 96 2-2 ③ F9		5	0	1	0	0	1	3
19 José Bautista, R (1, 9) OBP: 0.468, SLG: 0.655	F FF 90 F CU 72 D CU 73 D CU 74 S SL 86 2-3 ① K		B SI 91 F FF 90 B SL 86 C CU 71 B SL 85 F CU 72 X CH 82 3-2 ③ F9		C SL 86 X FF 90 0-1 ③ G5-3	S SL 92 C FF 94 F FF 94 D SL 86 S SL 85 1-3 ③ K			B CH 71 B FF 87 B FF 87 C FF 86 C FF 87 F CU 76 F FF 87 X CU 76 3-2 26 HBP 1B	5	0	1	0	0	2	5
26 Adam Lind, L (1, 3) OBP: 0.360, SLG: 0.569	B FF 91 F SL 86 B SL 90 S CH 82 S CH 82 2-3 ② K			X SL 85 0-0 ① P6		B SL 84 B SL 88 X SI 87 2-0 10 1B 16 FC3 1B	B CH 86 X SI 94 1-0 ① F7		B FF 88 H SI 88 2-0 1-2 HBP	4	1	1	0	0	1	2
20 Juan Rivera, R (1, 7) OBP: 0.317, SLG: 0.378 11 Rajai Davis, R (7, PR) OBP: 0.261, SLG: 0.338 (7, 8)	X SL 86 0-0 ③ FC5 1-2 2-3f			C SI 88 F FF 90 F FF 90 X SI 91 0-2 10 S 1B		C SL 84 X SI 88 0-1 ① F9	B SI 93 F SL 81 B SI 93 X FF 93 2-1 2B		B SI 88 C SI 88 C FF 88 S FF 88 1-3 ① K	4 1	0 0	2 0	0 0	0 0	0 1	3 2
10 Edwin Encarnación, R (1, 5) OBP: 0.290, SLG: 0.388 6 John McDonald, R (7, 5) OBP: 0.248, SLG: 0.297		C SI 90 X SL 85 0-1 ① G5-3	B FF 90 B SI 88 S SL 85 1 SAFE D SL 85 S CU 73 X SL 84 3-2 ② G5-3 1-2		X CU 72 0-0 16 E 16 FC3 24 1B 1-3 1B	S FF 95 D SL 84 B SI 94 X FF 94 2-1 ② L6		C FF 88 B FF 88 B SI 88 B FF 89 X SI 87 3-1 ② F7	4 1	1 0	1 0	0 0	0 0	0 0	2 2
16 Corey Patterson, L (1, 8) OBP: 0.297, SLG: 0.396 (7, 7)		B SI 90 S SL 85 F SL 85 X CH 82 1-2 ② G3-1	D CU 73 B FF 89 B CH 82 B SI 89 4-0 BB		F SI 89 B FF 89 X CH 81 1-1 FC3 24 1B 1-3 3-H	I IN 71 I IN 80 I IN 78 I IN 77 4-0 IBB		F CU 76 S FF 87 B SI 88 S CU 78 1-3 ③ K2-3	3	1	0	1	2	1	3
9 J.P. Arencibia, R (1, 2) OBP: 0.280, SLG: 0.451		B CU 73 S SL 85 S SL 83 B CU 74 X CU 73 2-2 HR	B SL 85 C SL 85 C SI 89 B SL 85 F SL 84 C SI 91 2-3 ③ K		I I I I 4-0 24 1B 5 1B IBB	F SL 81 X SI 91 0-1 ③ F8			3	2	1	1	1	1	4
24 Ricky Romero, R (1, 1) OBP: 0.167, SLG: 0.167		B FF 89 X SI 89 1-0 ③ F9			C SI 87 B SI 87 F SI 88 S SL 84 1-3 ① K	X SI 88 0-0 5 1B 1-3 2-H 3-H 1B		B FF 95 C FF 94 C FF 94 X FF 96 1-2 ① G1-3		4	0	1	2	0	1	0

Inning Stats	1	2	3	4	5	6	7	8	9
	R: 0 E: 0 K: 2 S: 11 H: 2 LOB: 2 BB: 0 P: 16	R: 1 E: 0 K: 0 S: 9 H: 1 LOB: 0 BB: 0 P: 13	R: 0 E: 0 K: 0 S: 10 H: 0 LOB: 0 BB: 0 P: 15	R: 0 E: 0 K: 1 S: 12 H: 1 LOB: 2 BB: 1 P: 21	R: 0 E: 0 K: 1 S: 7 H: 0 LOB: 1 BB: 1 P: 12	R: 4 E: 1 K: 2 S: 15 H: 4 LOB: 2 BB: 1 P: 24	R: 0 E: 0 K: 0 S: 7 H: 1 LOB: 2 BB: 1 P: 16	R: 0 E: 0 K: 0 S: 10 H: 0 LOB: 0 BB: 0 P: 16	R: 0 E: 0 K: 2 S: 13 H: 1 LOB: 2 BB: 0 P: 23

1B: 7	SF: 0	WP: 0	PA: 43
2B: 2	SAC: 0	PB: 0	
3B: 0	DP: 0	SB: 1	
HR: 1	HBP: 1	CS: 0	

PITCHER		IP	WLS	BF	H	R	ER	SO	BB	IBB	HBP	BLK	WP	HR	S	P	ERA	WHIP
46 Kyle McClellan, R ERA: 4.02	(1, 1)	5.1	L	28	8	5	5	4	2	1	0	0	0	1	57	92	8.44	1.875
41 Mitchell Boggs, R ERA: 2.83	(6, 1)	1.2		7	1	0	0	2	0	1	0	0	0	0	14	25	0.00	0.600
30 Jason Motte, R ERA: 2.81	(8, 1)	1.0		3	0	0	0	0	0	0	0	0	0	0	10	16	0.00	0.000
37 Raul Valdes, L ERA:	(9, 1)	1.0		5	1	0	0	2	0	0	1	0	0	0	13	23	0.00	1.000

PITCHER	IP	WLS	BF	H	R	ER	SO	BB	IBB	HBP	BLK	WP	HR	S	P	ERA	WHIP

TOP

Toronto Blue Jays @ St. Louis Cardinals

Busch Stadium, St. Louis, MO

Sun Jun 26 2011, 1:16 PM - 3:42 PM CDT

Att. 36,542 - Cloudy - 76 F

livebaseballscorecards.com

AB	38
R	5
H	10
RBI	5
BB	4
SO	8
LOB	26

BOTTOM

Toronto Blue Jays @ St. Louis Cardinals

Busch Stadium, St. Louis, MO

Sun Jun 26 2011, 1:16 PM - 3:42 PM CDT

Att. 36,542 - Cloudy - 76 F

livebaseballscorecards.com

Batter	1	2	3	4	5	6	7	8	9	AB	R	H	RBI	BB	SO	LOB
Ryan Theriot, R (1, 6) OBP: 0.346, SLG: 0.352	C FF 90 B FF 92 X CH 86 1-1 F9 ①			B FF 89 B FF 90 C FF 90 X CH 84 2-1 G6-3 ①		C CH 81 X CH 85 0-1 G1-3 ①		F FF 92 B CH 85 F CH 84 X CH 84 1-2 L9-3 ①② 1-1		4	0	0	0	0	0	1
37 Raul Valdes, L (9, 1)										0	0	0	0	0	0	0
55 Skip Schumaker, L (1, 4) OBP: 0.289, SLG: 0.343	C FF 91 C FF 93 F CU 78 B FF 93 F CU 76 S FC 94 1-3 K ②			C SI 91 B FF 92 B FF 93 F SI 91 X FF 92 2-2 1B		B FF 90 C FF 90 X FF 90 1-1 G6-3 ②		B FF 90 F FF 90 X FF 88 1-1 F8 ③		4	0	1	0	0	1	0
7 Matt Holliday, R (1, 7) OBP: 0.432, SLG: 0.553	C FF 92 X FF 93 0-1 G6-3 ③			X FF 93 0-0 F8 ②		B FF 91 F FF 92 C CH 87 B CU 78 H FF 93 3-2 HBP			F FF 88 B CH 85 S CH 85 B FF 91 X CH 85 2-2 G6-3 ①	3	0	0	0	0	0	1
12 Lance Berkman, S (1, 3) OBP: 0.403, SLG: 0.578		X SI 90 0-0 G6-3 ①		B SI 92 1 SAFE F SI 92 T FF 92 B CH 84 F FF 94 S CH 85 2-3 K ③		B SI 90 X SI 90 1-0 G6-3 ③			F FF 93 B FF 92 F CH 85 B SI 92 X CH 83 2-2 64 G5-4-3 1B	4	0	1	0	0	1	2
19 Jon Jay, L (9, PR) OBP: 0.357, SLG: 0.439										0	0	0	0	0	0	0
64 Andrew Brown, R (1, 9) OBP: 0.182, SLG: 0.227		C FF 92 B FF 91 S CH 86 X FF 93 1-2 L9 ② 1-2f			X SI 88 0-0 28 SH1-3 2B		B FF 88 F FF 89 B FF 91 S CH 86 S CH 85 2-3 K ①		S FF 90 B FF 93 X FF 91 1-1 G5-4-3 ②③	4	0	1	0	0	1	1
28 Colby Rasmus, L (1, 8) OBP: 0.346, SLG: 0.421		F FC 93 F FF 92 F SI 93 B CU 78 S CU 78 1-3 K ③			X FF 92 0-0 SH1-3 ① 2-3		X FF 88 0-0 1B			2	0	1	0	0	1	0
48 Tony Cruz, R (1, 2) OBP: 0.324, SLG: 0.323			B SI 89 B CH 84 B SI 90 C SI 90 X SI 90 3-1 F8 ①		X FF 92 0-0 G5-3 ②		X CH 82 0-0 F8 ②			3	0	0	0	0	0	2
33 Daniel Descalso, L (1, 5) OBP: 0.313, SLG: 0.352			X SI 91 0-0 G4-3 ②		B SI 92 D SI 93 B FF 94 I IN 56 4-0 IBB		C SI 92 F CU 76 B FF 91 X FF 94 1-2 G2-3 ③			2	0	0	0	1	0	1
46 Kyle McClellan, R (1, 1) OBP: 0.179, SLG: 0.185			B FF 92 F FF 90 B FF 91 X SI 92 2-1 G3 ③		F FF 95 B FF 94 S CU 76 S CU 76 1-3 K ③			B SI 90 F FF 89 B B CH 83 B SI 89 4-1 L9-3 BB		2	0	0	0	0	1	2
41 Mitchell Boggs, R (6, 1)										0	0	0	0	0	0	0
30 Jason Motte, R (8, 1)										0	0	0	0	0	0	0
47 Pete Kozma, R (8, PH) OBP: 0.333, SLG: 0.235										0	0	0	0	1	0	0
(9, 6)																

	AB	28
	R	0
	H	4
	RBI	0
	BB	2
	SO	5
	LOB	10

Inning Stats	1	2	3	4	5	6	7	8	9
	R: 0 E: 0 K: 1 S: 9 H: 0 LOB: 0 BB: 0 P: 11	R: 0 E: 0 K: 1 S: 8 H: 0 LOB: 0 BB: 0 P: 10	R: 0 E: 0 K: 0 S: 5 H: 0 LOB: 0 BB: 0 P: 10	R: 0 E: 0 K: 1 S: 10 H: 1 LOB: 1 BB: 0 P: 16	R: 0 E: 0 K: 1 S: 6 H: 1 LOB: 2 BB: 1 P: 11	R: 0 E: 0 K: 0 S: 7 H: 0 LOB: 1 BB: 0 P: 12	R: 0 E: 0 K: 1 S: 8 H: 1 LOB: 1 BB: 0 P: 11	R: 0 E: 0 K: 0 S: 6 H: 0 LOB: 0 BB: 1 P: 12	R: 0 E: 0 K: 0 S: 8 H: 1 LOB: 1 BB: 0 P: 13

	1B: 3	SF: 0	WP: 0	PA: 32
	2B: 2	SAC: 1	PB: 0	
	3B: 0	DP: 2	SB: 0	
	HR: 0	HBP: 1	CS: 0	

PITCHER	IP	WLS	BF	H	R	ER	SO	BB	IBB	HBP	BLK	WP	HR	S	P	ERA	WHIP
24 Ricky Romero, L (1, 1) ERA: 2.74	9.0	W	32	4	0	0	5	1	1	1	0	0	0	67	106	0.00	0.556

PITCHER	IP	WLS	BF	H	R	ER	SO	BB	IBB	HBP	BLK	WP	HR	S	P	ERA	WHIP

Batter	1	2	3	4	5	6	7	8	9	AB	R	H	RBI	BB	SO	LOB
5 Yunel Escobar, R (1, 6) OBP: 0.351, SLG: 0.416	C FF 91 S CH 85 B FF 95 B FF 91 F SL 85 B SL 84 C FF 93 3-3 ① K		C SL 83 F FF 93 B FF 94 B FF 92 X SL 83 2-2 ③ G5-3			C SL 82 C FF 91 F CH 82 F FF 94 B SL 83 X SL 82 1-2 19 2B 2 G3-2-3 1B		B FF 94 C SL 86 C SL 87 B FF 96 B FF 95 X FF 96 3-2 ① G4-3		4	0	1	0	0	1	0
14 Eric Thames, L (1, 7) OBP: 0.357, SLG: 0.431	F FF 91 F FF 92 S CH 82 0-3 ② K			X FF 92 0-0 19 WP 19 G6-3 2B		1 SAFE C CH 80 B CH 81 B CH 80 F FF 91 1 SAFE S CH 82 2-3 ① K		C CH 84 T CH 82 C FF 96 0-3 ② K		4	1	1	0	0	3	1
19 José Bautista, R (1, 9) OBP: 0.469, SLG: 0.656	C FF 94 S CH 82 B FF 96 C FF 95 1-3 ③ K			C SL 83 B SL 84 F FF 96 B FF 93 B SI 95 X CH 82 3-2 ① G6-3 2-H		X FF 93 0-0 1-3 2B		S SL 86 B SL 87 S CH 85 X SL 88 1-2 1B		4	0	2	1	0	1	0
26 Adam Lind, L (1, 3) OBP: 0.362, SLG: 0.580		B FF 92 X FF 94 1-0 ① G4-3		F CH 81 X SI 95 0-1 HR		I I I IN 48 I 4-0 IBB		C FF 95 F FF 95 X CH 84 0-2 ③ G4-3		3	1	1	1	1	0	1
2 Aaron Hill, R (1, 4) OBP: 0.291, SLG: 0.339		C FF 92 B CH 86 B FF 95 C FF 93 X CH 82 2-2 16 G4-3 1B		T SL 81 F FF 94 C FF 96 0-3 ② K		X CH 80 0-0 ②③ G3-2-3 3-Hf			B FF 93 X FF 94 1-0 E6 8 1B 8 S	4	0	1	0	0	1	3
16 Corey Patterson, L (1, 10) OBP: 0.297, SLG: 0.394		B FF 92 F FF 92 X CH 81 1-1 ② G4-3 1-2		L CH 81 X CH 82 0-1 ③ G6-3			X CH 81 0-0 8 SH1-4 1B		S FF 94 F FF 94 X FS 86 0-2 ① P3	4	0	1	0	0	0	2
8 José Molina, R (1, 2) OBP: 0.392, SLG: 0.456 6 John McDonald, R (9, PR) OBP: 0.248, SLG: 0.297		C FF 93 S SL 84 S FF 95 0-3 ③ K			F SI 94 C SL 82 S SL 83 0-3 ① K		X SL 80 0-0 ① SH1-4 1-2		C FF 93 D FS 88 B FF 95 B FF 94 F FF 93 X FF 95 3-2 20 G4-6-3 1-3 1B	3 0	0 0	1 0	0 0	0 0	2 0	1 0
28 Jayson Nix, R (1, 5) OBP: 0.245, SLG: 0.309 20 Juan Rivera, R (9, PH) OBP: 0.315, SLG: 0.376			C FF 91 B SL 85 S SL 83 B SL 85 X FF 94 2-2 ① G6-3		C SL 82 F SL 82 F FF 96 S SL 83 0-3 ② K		B SL 81 B SL 81 C FF 93 C FF 94 D SL 85 F SL 82 C FF 92 3-3 ② K		X FF 94 0-0 ②③ G4-6-3 1-2f	3 1	0 0	0 0	0 0	0 0	2 0	1 2
11 Rajai Davis, R (1, 8) OBP: 0.258, SLG: 0.333			F FF 94 B SL 85 X FF 93 1-1 ② P4		B SL 82 C SL 81 S SL 84 F FF 95 X FF 96 1-2 ③ F8		B SL 83 L SL 81 X FF 94 1-1 ③ P5			3	0	0	0	0	0	1

Inning Stats	1	2	3	4	5	6	7	8	9
	R: 0 E: 0 K: 3 S: 10	H: 0 LOB: 0 BB: 0 P: 14	R: 0 E: 0 K: 1 S: 9	H: 1 LOB: 1 BB: 0 P: 13	R: 0 E: 0 K: 0 S: 8	H: 0 LOB: 0 BB: 0 P: 13	R: 2 E: 0 K: 1 S: 11	H: 2 LOB: 0 BB: 0 P: 14	R: 0 E: 0 K: 2 S: 11	H: 0 LOB: 0 BB: 0 P: 12	R: 0 E: 0 K: 1 S: 10	H: 2 LOB: 2 BB: 1 P: 17	R: 0 E: 0 K: 1 S: 8	H: 1 LOB: 1 BB: 0 P: 12	R: 0 E: 0 K: 1 S: 12	H: 1 LOB: 1 BB: 0 P: 16	R: 0 E: 1 K: 0 S: 8	H: 1 LOB: 2 BB: 0 P: 12

PITCHER		IP	WLS	BF	H	R	ER	SO	BB	IBB	HBP	BLK	WP	HR	S	P	ERA	WHIP	PITCHER		IP	WLS	BF	H	R	ER	SO	BB	IBB	HBP	BLK	WP	HR	S	P	ERA	WHIP
37 Max Scherzer, R (1, 1) ERA: 4.47		7.0		27	6	2	2	9	0	1	0	0	1	1	67	95	2.57	0.857																			
53 Joaquín Benoit, R (8, 1) ERA: 4.6		1.0	W	4	1	0	0	1	0	0	0	0	0	0	12	16	0.00	1.000																			
46 Jose Valverde, R (9, 1) ERA: 2.43		1.0	S	4	1	0	0	0	0	0	0	0	0	0	8	12	0.00	1.000																			

TOP

Toronto Blue Jays @ Detroit Tigers

Comerica Park, Detroit, MI

Mon Jun 27 2011, 6:09 PM - 9:08 PM EDT

Att. 25,181 - Partly Cloudy - 79 F

livebaseballscorecards.com

AB	33
R	2
H	8
RBI	2
BB	1
SO	10
LOB	12

1B: 5	SF: 0	WP: 1	PA: 35
2B: 2	SAC: 1	PB: 0	
3B: 0	DP: 2	SB: 1	
HR: 1	HBP: 0	CS: 0	

BOTTOM

Toronto Blue Jays @ Detroit Tigers
Comerica Park, Detroit, MI
Mon Jun 27 2011, 6:09 PM - 9:08 PM EDT
Att. 25,181 - Partly Cloudy - 79 F

livebaseballscorecards.com

Batter	1	2	3	4	5	6	7	8	9	AB	R	H	RBI	BB	SO	LOB
12 Andy Dirks, L (1, 8) (9, 7) OBP: 0.293, SLG: 0.376	C FF 89 B FF 89 S SL 88 X FF 92 1-2 **G4-3** ①		B SL 75 B SI 89 B FF 90 B FF 87 4-0 32 G4-6-3 **BB**		X FF 88 0-0 **G6-3** ①		1 SAFE B FF 93 1 SAFE X FF 94 1-0 **SH4-3** ① **1-2**	1 SAFE 1 SAFE B SI 93 C FF 94 X SI 93 1-1 **G4-3** ③		3	0	0	0	1	0	1
32 Don Kelly, L (1, 5) (9, 9) OBP: 0.309, SLG: 0.362	B SI 91 X SL 87 1-0 **F9** ②		1 SAFE C FF 90 1 SAFE 1 SAFE B SL 88 X SL 87 1-1 **G4-6-3** ①② **1-2f**		C SL 74 B FF 90 S SL 83 C FF 92 1-3 **K** ②		F CH 87 B FF 92 B FF 94 B CH 85 C FF 95 B FF 94 4-2 **BB**			3	0	0	0	1	1	1
26 Brennan Boesch, L (1, 7) OBP: 0.360, SLG: 0.482 15 Brandon Inge, R (9, 5) OBP: 0.272, SLG: 0.277	B SI 90 B FF 90 F FF 91 B SL 88 X SI 90 3-1 **G4-3** ③		B FF 88 X SI 92 1-0 24 1B 41 1B **1B**		C SL 76 X CH 82 0-1 **2B**		C FF 94 F FF 95 X CH 86 0-2 **F8** ②			4 0	1 0	2 0	0 0	0 0	0 0	2 0
24 Miguel Cabrera, R (1, 3) OBP: 0.451, SLG: 0.572		S FF 91 B SI 90 B FF 91 X FF 90 2-1 41 2B **1B**	B SI 91 1 SAFE B SI 92 X SI 92 2-0 41 1B **1-3** **1B**		F FF 91 X FF 91 0-1 **G5-3** ③		F CH 86 F CH 87 F CH 84 X FF 94 0-2 **L4-3** ③			4	1	2	0	0	0	3
41 Victor Martinez, S (1, 10) OBP: 0.385, SLG: 0.498		B FF 90 F SI 90 F FF 92 B FF 92 X SL 84 2-2 30 L4 **1-H** **2B**	B SL 86 B FF 92 C FF 92 B SI 92 C FF 93 F SL 87 F SL 86 F SL 87 X SL 87 3-2 **1-3** **3-H** **1B**			F FF 88 B FF 90 F FF 89 B FF 91 X FF 89 2-2 **G5-3** ①		X SI 92 0-0 **G4-3** ①		4	0	2	2	0	0	0
30 Magglio Ordonez, R (1, 9) OBP: 0.262, SLG: 0.271 14 Austin Jackson, R (8, PR) OBP: 0.311, SLG: 0.359 (9, 8)	B FF 92 F FF 91 X FF 91 1-1 **L4** ①② **2-2**	X SI 91 0-0 **F9** ③				B SL 86 B SI 90 B FF 91 C FF 88 F SI 88 F FF 88 X SI 90 3-2 27 FC5-4 **1B**		B SI 92 X SI 90 1-0 27 S 27 3B **1B**		4 0	0 1	2 0	0 0	0 0	0 0	3 0
27 Jhonny Peralta, R (1, 6) OBP: 0.360, SLG: 0.531		B SL 89 B SI 90 C SL 89 C SI 91 B SL 89 X SL 88 3-2 13 1B **1B**	C SL 75 F FF 87 F SL 87 B FF 92 F FF 90 B SI 92 F FF 88 S SL 77 2-3 **K** ①			B SI 90 1 SAFE B FF 88 C FF 90 C SI 91 X SL 86 2-2 **FC5-4** ② **1-2f**		T CH 83 1 SAFE S SL 79 B SI 89 X SI 85 1-2 25 FC6-4 **1-H** **3B**		4	1	2	1	0	1	1
13 Alex Avila, L (1, 2) OBP: 0.375, SLG: 0.542		1 SAFE 1 SAFE X SI 91 0-0 **1-2** **1B**	B SI 92 B FF 91 F SI 87 C FF 93 X SL 87 2-2 **G4-3** ②			B SI 89 1 SAFE F SI 88 B FF 91 C SL 86 1 SAFE S FF 91 2-3 **K** ③		I IN 74 I IN 75 I IN 74 I IN 74 4-0 25 FC6-4 **IBB**		3	0	1	0	1	1	1
25 Ryan Raburn, R (1, 4) OBP: 0.239, SLG: 0.327 39 Ramon Santiago, S (9, 4) OBP: 0.261, SLG: 0.291		F FF 88 C FF 91 B SL 88 S FF 88 1-3 **K** ③	B FF 91 S FF 89 F FF 91 B FF 93 X SL 87 2-2 **L8** ③				S FF 93 X FF 93 0-1 12 SH4-3 **1B**	B SL 80 F SL 78 F SI 89 B SL 79 X SL 79 2-2 **FC6-4** ② **1-2f** **3-H**		4 0	0 0	1 0	1 0	0 0	1 0	3 0

Inning Stats	1	2	3	4	5	6	7	8	9
	R: 0 E: 0 K: 0 S: 6	H: 0 LOB: 0 BB: 0 P: 11	R: 1 E: 0 K: 1 S: 14	H: 4 LOB: 2 BB: 0 P: 23	R: 1 E: 0 K: 0 S: 11	H: 3 LOB: 2 BB: 1 P: 22	R: 0 E: 0 K: 1 S: 12	H: 0 LOB: 0 BB: 0 P: 18	R: 0 E: 0 K: 1 S: 8	H: 1 LOB: 1 BB: 0 P: 9	R: 0 E: 0 K: 0 S: 13	H: 1 LOB: 1 BB: 0 P: 22	R: 0 E: 0 K: 0 S: 12	H: 1 LOB: 2 BB: 1 P: 17	R: 2 E: 0 K: 0 S: 10	H: 2 LOB: 1 BB: 1 P: 19

1B: 9 SF: 0 WP: 0 PA: 37
2B: 3 SAC: 1 PB: 0
3B: 1 DP: 2 SB: 1
HR: 0 HBP: 0 CS: 0

	AB	33
	R	4
	H	12
	RBI	4
	BB	3
	SO	4
	LOB	15

PITCHER		IP	WLS	BF	H	R	ER	SO	BB	IBB	HBP	BLK	WP	HR	S	P	ERA	WHIP
56 Zach Stewart, R ERA: 4.86	(1, 1)	6.0		26	9	2	2	4	1	0	0	0	0	0	64	105	3.00	1.667
54 Jason Frasor, R ERA: 2.56	(7, 1)	1.0		5	1	0	0	0	1	0	0	0	0	0	12	17	0.00	2.000
34 Marc Rzepczynski, L ERA: 3.41	(8, 1)	0.1	L	2	1	1	1	0	0	0	0	0	0	0	2	3	27.00	3.000
57 Shawn Camp, R ERA: 4.28	(8, 1)	0.1		3	1	1	1	0	0	1	0	0	0	0	6	13	27.00	3.000
47 Luis Perez, L ERA: 3.57	(8, 1)	0.1		1	0	0	0	0	0	0	0	0	0	0	2	3	0.00	0.000

PITCHER	IP	WLS	BF	H	R	ER	SO	BB	IBB	HBP	BLK	WP	HR	S	P	ERA	WHIP

Pittsburgh Pirates @ Toronto Blue Jays

Rogers Centre, Toronto, ON

Tue Jun 28 2011, 7:09 PM - 10:19 PM EDT

Att. 17,085 - Cloudy - 77 F

TOP

livebaseballscorecards.com

Batter	1	2	3	4	5	6	7	8	9	AB	R	H	RBI	BB	SO	LOB
44 Alex Presley, L (1, 7) OBP: 0.400, SLG: 1.000	C SI 89 B FF 89 F SI 89 X SL 84 1-2 ① G3		C FF 88 B SL 84 1 SAFE B FF 88 F SI 90 F FF 90 B SL 85 X SL 85 3-2 1-H HR	D SI 89 C SI 88 F SI 89 F SI 89 1 SAFE 1 SAFE X SI 88 1-2 18 1B 1-2 3-H 1B		C SI 92 B SL 82 B SI 93 S SI 92 B SL 82 S SI 92 3-3 ② K		1 SAFE B SI 86 X SI 86 1-0 ③ L5		5	1	2	3	0	1	1
12 Chase d'Arnaud, R (1, 5) OBP: 0.235, SLG: 0.313	S FF 88 F FF 89 C SI 91 0-3 ② K		B FF 91 B FF 89 B FF 89 C SI 89 B SI 89 4-1 22 E 18 S BB	B FF 87 F FF 87 T SI 90 X SI 89 1-2 ② F8		B SI 93 X SI 92 1-0 ③ G6-3			L FF 90 F SL 85 B SL 84 B FF 90 X SL 83 2-2 ① P4	4	0	0	0	1	1	2
18 Neil Walker, S (1, 4) OBP: 0.321, SLG: 0.385	C SI 90 B CH 84 F SI 92 B FF 90 B FF 90 S CH 84 3-3 ③ K		1 SAFE B SI 89 B SI 90 F SI 90 F SI 90 X FF 89 2-2 ② P4 1-2	X SI 88 0-0 22 FC5-4 1-3 2-H 1B			B SI 91 X SI 90 1-0 ① G6-3		B CH 84 F FF 91 X CH 85 1-1 ② G4-3	5	0	1	1	0	1	1
22 Andrew McCutchen, R (1, 8) OBP: 0.385, SLG: 0.469		C SI 90 B CU 77 F SI 90 B FF 90 X FF 90 2-2 ① F7	B SI 90 2 SAFE X SI 89 1-0 ③ P4 2-3	C SI 90 D SL 81 X SI 91 1-1 ③ FC5-4 1-2f			F SI 91 X SL 80 0-1 HR		C SL 84 B SL 83 F FF 91 B CU 75 F FF 91 B SL 82 S SL 85 3-3 ③ K	5	1	1	1	0	1	3
37 Lyle Overbay, L (1, 3) OBP: 0.306, SLG: 0.357		C FF 90 S SI 91 C SI 91 0-3 ② K		X SI 88 0-0 23 3B 1B	F SI 91 B SI 91 F SI 92 S SL 82 1-3 ① K		C SI 92 B SI 90 B SL 79 C SI 92 X CH 82 2-2 ② G3			4	1	1	0	0	2	0
23 Matt Diaz, R (1, 10) OBP: 0.300, SLG: 0.336		C CH 84 F SI 91 B FF 90 F FF 92 X CU 78 1-2 1B		X SI 87 0-0 46 1B 1-H 3B	B SI 91 C SI 91 S CH 80 X CH 82 1-2 46 FC4-6 1B		S FF 90 C FF 91 B FC 91 X SL 80 1-2 ③ F8			4	1	3	1	0	0	0
46 Garrett Jones, L (1, 9) OBP: 0.341, SLG: 0.431 38 Xavier Paul, L (9, 9) OBP: 0.295, SLG: 0.362		B FF 88 F FF 88 B SI 90 X SL 84 2-1 ③ G3		C SI 89 S SI 88 F SI 89 B FF 89 B FF 90 B FF 90 X FF 89 3-2 5 1B 5 S 44 1B 3-H 1B	C SI 92 F SL 78 B SI 92 D SL 81 X SI 91 2-2 ② FC4-6 1-2f			C SI 86 F CH 81 F SI 86 X CH 82 0-2 ① G4-3		4 0	1 0	1 0	1 0	0 0	0 0	2 0
5 Ronny Cedeno, R (1, 6) OBP: 0.305, SLG: 0.339			B SI 88 F FF 88 B SI 89 X SI 89 2-1 44 HR 1B	D CH 80 M SI 88 F FF 88 F FF 88 X CH 81 1-2 44 1B 18 1B 1-3 1B	1 SAFE B SI 92 C SI 91 D CH 81 B SI 91 F SI 90 C SI 91 3-3 ③ K			C SI 86 B SL 77 B SL 76 C SI 86 B SL 78 B SI 87 4-2 55 CS BB		3	2	2	0	1	1	1
55 Michael McKenry, R (1, 2) OBP: 0.211, SLG: 0.263			B SI 89 B SI 89 1 SAFE F SI 89 F CH 82 1 SAFE T FF 90 2-2 ① K	C SI 89 F FF 88 F SI 90 B SL 85 S FF 88 1-3 ① K		B SI 91 C SI 91 F SI 90 B SI 92 C SI 92 2-3 ① K		1 SAFE P PO 80 B SI 86 C SI 86 B SI 85 X SI 86 3-1 ② 1-2 1B		4	0	1	0	0	3	3
Inning Stats	R: 0 E: 0 K: 2 S: 9 H: 0 LOB: 0 BB: 0 P: 13	R: 0 E: 0 K: 1 S: 12 H: 1 LOB: 1 BB: 0 P: 17	R: 2 E: 1 K: 1 S: 14 H: 2 LOB: 1 BB: 1 P: 28	R: 4 E: 0 K: 1 S: 24 H: 6 LOB: 2 BB: 0 P: 32	R: 0 E: 0 K: 2 S: 12 H: 1 LOB: 1 BB: 0 P: 19	R: 0 E: 0 K: 2 S: 7 H: 0 LOB: 0 BB: 0 P: 13	R: 1 E: 0 K: 0 S: 9 H: 1 LOB: 0 BB: 0 P: 13	R: 0 E: 0 K: 0 S: 10 H: 1 LOB: 1 BB: 1 P: 17	R: 0 E: 0 K: 1 S: 9 H: 0 LOB: 0 BB: 0 P: 15	1B: 9 2B: 0 3B: 1 HR: 2 SF: 0 SAC: 0 DP: 0 HBP: 0						

	AB	38
	R	7
	H	12
	RBI	7
	BB	2
	SO	10
	LOB	13

PITCHER		IP	WLS	BF	H	R	ER	SO	BB	IBB	HBP	BLK	WP	HR	S	P	ERA	WHIP
37 Jo-Jo Reyes, L ERA: 4.77	(1, 1)	3.2	L	21	9	6	6	5	1	0	0	0	0	1	57	87	14.73	2.727
47 Luis Perez, L ERA: 3.51	(4, 1)	3.0		11	2	1	1	4	0	0	0	0	0	0	27	44	3.00	0.667
29 Octavio Dotel, R ERA: 4.35	(7, 1)	0.1		1	0	0	0	0	0	0	0	0	0	0	3	4	0.00	0.000
57 Shawn Camp, R ERA: 4.15	(8, 1)	1.0		4	1	0	0	0	1	0	0	0	0	0	10	17	0.00	2.000
60 Jon Rauch, R ERA: 4.05	(9, 1)	1.0		3	0	0	0	1	0	0	0	0	0	0	9	15	0.00	0.000

PITCHER	IP	WLS	BF	H	R	ER	SO	BB	IBB	HBP	BLK	WP	HR	S	P	ERA	WHIP

Batter	1	2	3	4	5	6	7	8	9	AB	R	H	RBI	BB	SO	LOB
5 Yunel Escobar, R (1, 6) OBP: 0.352, SLG: 0.419	B FF 89 B FF 90 X FF 91 2-0 ① F8		B CU 78 C FF 92 X SL 89 1-1 ③ F9		F SI 89 X FF 90 0-1 ③ FC6-4 1-2f		1 SAFE B SI 91 C FF 92 B FF 91 B SI 92 1 SAFE X SI 92 3-1 1-3 2B		C FF 98 X FF 97 0-1 1B	5	0	2	0	0	0	1
14 Eric Thames, L (1, 9) OBP: 0.361, SLG: 0.464	C FF 90 B CH 86 T SI 91 B CU 75 X FF 89 2-2 ② F8			B CH 88 B SI 90 F SI 90 B SI 91 S SI 90 F SI 90 X SI 91 3-2 19 HR 1B		C FF 91 B SI 91 X FF 89 1-1 19 E 3B	C SI 91 S FF 92 S FF 92 0-3 ① K		C FF 96 B FF 97 F FF 97 B FF 98 F FF 97 S FF 98 2-3 ③ K	5	2	2	0	0	2	3
19 José Bautista, R (1, 5) OBP: 0.469, SLG: 0.664	B SI 92 B SI 90 C FF 89 B SL 89 X SL 89 3-1 ③ F8			B CU 78 B CU 78 C SI 91 B FF 90 F FF 91 F FF 92 X SL 88 3-2 1-H HR		B FF 91 C FF 91 C FF 92 X SI 92 1-2 E5 26 BB 3-H	I IN 78 I IN 77 I IN 75 I IN 75 4-0 26 L3 IBB			3	1	1	3	1	0	0
26 Adam Lind, L (1, 3) OBP: 0.364, SLG: 0.576		C FF 91 B SI 92 F CH 87 X FC 89 1-2 2 G1-6-3 1B		F FF 93 B SI 92 S SL 88 S CU 79 1-3 ① K		B SI 91 B FF 91 B SI 92 B SI 91 4-0 2 G6-4-3 1-2 BB	B FS 84 B FS 84 X SI 93 2-0 ②③ L3 1-1			3	0	1	0	1	1	3
20 Juan Rivera, R (1, 7) OBP: 0.311, SLG: 0.370 11 Rajai Davis, R (9, 8) OBP: 0.258, SLG: 0.333		S SL 88 F SL 88 D CU 79 C FF 91 1-3 ① K		B SI 92 X SL 90 1-0 ② P3		B SL 88 B SL 88 X SI 91 2-0 ① P3		B SI 93 F SI 93 F CU 78 B CU 80 F SI 94 X SI 93 2-2 ① G5-3		4 0	0 0	0 0	0 0	0 0	1 0	3 0
2 Aaron Hill, R (1, 4) OBP: 0.286, SLG: 0.333		C FF 91 F CH 88 X FF 90 0-2 ②③ G1-6-3 1-2f		B FF 93 X FF 91 1-0 ③ G6-3		X SI 91 0-0 ②③ G6-4-3 1-2f		B CU 78 C SI 94 X CU 77 1-1 ② F8		4	0	0	0	0	0	3
16 Corey Patterson, L (1, 8) OBP: 0.296, SLG: 0.403 (9, 7)			C FF 90 X CH 86 0-1 ① P6		L CH 86 X SI 91 0-1 ① F7		L SI 90 B SL 84 C SI 91 B SL 83 X SL 83 2-2 HR	C FS 85 X FS 85 0-1 ③ F9		4	1	1	1	0	0	0
10 Edwin Encarnación, R (1, 10) OBP: 0.294, SLG: 0.420			B FF 90 F FF 92 F SL 89 X CU 79 1-2 HR		B SI 91 S SI 92 F FF 90 B FC 89 X SL 89 2-2 ② F8		B CH 83 F SI 90 F SI 92 B CH 85 B CH 85 F SI 91 X CH 84 3-2 HR		F FF 96 B FF 98 X FF 97 1-1 ① G5-3	4	2	2	2	0	0	0
9 J.P. Arencibia, R (1, 2) OBP: 0.284, SLG: 0.447			B SI 92 B FF 92 S FF 91 C FF 91 F SL 90 B CH 88 F FF 92 F FC 90 F SI 92 3-3 ② K		B CU 80 B FF 92 H FF 92 3-0 5 FC6-4 HBP		B SI 92 B SI 90 B SI 92 B SI 91 4-0 5 2B BB		X FF 98 0-0 ② G6-3	2	0	0	0	1	1	0
Inning Stats	R: 0 E: 0 K: 0 S: 6 H: 0 LOB: 0 BB: 0 P: 13	R: 0 E: 0 K: 1 S: 9 H: 1 LOB: 0 BB: 0 P: 11	R: 1 E: 0 K: 1 S: 16 H: 1 LOB: 0 BB: 0 P: 21	R: 2 E: 0 K: 1 S: 13 H: 2 LOB: 0 BB: 0 P: 22	R: 0 E: 0 K: 0 S: 7 H: 0 LOB: 1 BB: 0 P: 12	R: 1 E: 1 K: 0 S: 7 H: 1 LOB: 1 BB: 1 P: 15	R: 2 E: 0 K: 1 S: 13 H: 3 LOB: 2 BB: 2 P: 31	R: 0 E: 0 K: 0 S: 8 H: 0 LOB: 0 BB: 0 P: 11	R: 0 E: 0 K: 1 S: 9 H: 1 LOB: 1 BB: 0 P: 12	1B: 3 2B: 2 3B: 1 HR: 4	SF: 0 SAC: 0 DP: 3 HBP: 1		WP: 0 PB: 0 SB: 0 CS: 0	PA: 38			

PITCHER		IP	WLS	BF	H	R	ER	SO	BB	IBB	HBP	BLK	WP	HR	S	P	ERA	WHIP
29 Kevin Correia, R ERA: 3.79	(1, 1)	6.0	W	24	5	4	4	3	1	0	1	0	0	2	58	94	6.00	1.000
65 Tony Watson, L ERA: 2.79	(7, 1)	0.0		2	2	2	2	0	0	0	0	0	0	2	7	12	∞	∞
30 Chris Resop, R ERA: 3.53	(7, 1)	0.1	H	4	1	0	0	1	1	1	0	0	0	0	5	16	0.00	6.000
43 Jose Veras, R ERA: 2.8	(7, 1)	1.2	H	4	0	0	0	0	0	0	0	0	0	0	9	14	0.00	0.000
Joel Hanrahan, R ERA: 1.21	(9, 1)	1.0	S	4	1	0	0	1	0	0	0	0	0	0	9	12	0.00	1.000

PITCHER	IP	WLS	BF	H	R	ER	SO	BB	IBB	HBP	BLK	WP	HR	S	P	ERA	WHIP

BOTTOM

Pittsburgh Pirates @ Toronto Blue Jays

Rogers Centre, Toronto, ON

Tue Jun 28 2011, 7:09 PM - 10:19 PM EDT

Att. 17,085 - Cloudy - 77 F

livebaseballscorecards.com

AB	34
R	6
H	9
RBI	6
BB	3
SO	5
LOB	13

Batter	1	2	3	4	5	6	7	8	9	AB	R	H	RBI	BB	SO	LOB
44 Alex Presley, L (1, 7) OBP: 0.333, SLG: 0.625	B FF 92 F SI 92 F SI 94 B SL 89 S SL 90 2-3 ① K			B SI 90 B FF 90 C FF 92 C FF 93 B FF 93 X SI 92 3-2 ① G3-1		C FS 88 B FF 91 B SL 85 B FF 91 B FF 90 4-1 18 WP 22 S BB		C FF 92 F CH 85 B CH 87 B FF 92 B CH 87 F FF 93 X FF 92 3-2 ① F7		3	0	0	0	1	1	0
12 Chase d'Arnaud, R (1, 5) OBP: 0.286, SLG: 0.316	C SI 95 B SI 93 C SL 90 X SL 88 1-2 ② F8			X FS 88 0-0 1B		L SL 84 C KC 83 S FF 93 0-3 ① K		B SL 86 B SL 84 B FF 92 B FF 92 4-0 46 FC3-6 BB		3	0	1	0	1	1	1
46 Garrett Jones, L (1, 9) OBP: 0.335, SLG: 0.422	B KC 81 F SI 94 B FF 95 X SL 89 2-1 ③ G3			B FF 93 1 SAFE B FF 90 1 SAFE B FF 92 X SI 92 3-0 ② L4		S FF 91 C SL 84 S FF 93 0-3 ② K		1 SAFE X CH 86 0-0 ② FC3-6 22 CS 1-2f		4	0	0	0	0	1	3
22 Andrew McCutchen, R (1, 8) OBP: 0.383, SLG: 0.464		B FF 93 S FF 92 F SI 93 S FF 96 1-3 ① K		X SL 87 0-0 ③ G5-3		1 SAFE B SI 93 B SL 86 S SL 85 B FF 93 B SL 88 4-1 1-2 BB		S FF 92 1 SAFE 1 SAFE B CH 86 D SL 85 S FF 92 F FF 93 B CH 86 1 SAFE 3-2 ③ CS 1-2	C FF 93 B FF 94 X FF 94 1-1 ① F9	3	0	0	0	1	1	1
18 Neil Walker, S (1, 4) OBP: 0.320, SLG: 0.381		C SI 91 F KC 80 C FF 96 0-3 ② K			B KC 78 F SI 90 B FF 91 B SI 91 B SI 90 4-1 37 1B 23 FC5-2 BB	C SL 84 B SI 92 S SI 93 F FF 95 F SL 86 B SL 88 S SL 88 2-3 ③ K2-3 2-3			S FF 95 B SI 94 S FS 86 B SI 95 F CU 80 B FS 86 F FF 95 F FS 85 X FS 85 3-2 ② G3	3	0	0	0	1	2	2
37 Lyle Overbay, L (1, 3) OBP: 0.308, SLG: 0.356 62 Josh Harrison, R (9, PR) OBP: 0.295, SLG: 0.317		C SI 92 C FF 94 B FF 96 B SL 90 F SL 87 F FF 97 B SI 89 C FF 96 3-3 ③ K			S SI 92 B FS 87 F FS 89 B FF 92 1 SAFE B SL 86 X FF 93 3-2 23 FC5-2 5 1B 1-3 1B		B FS 89 B SI 90 C FF 91 T FF 92 C FF 94 2-3 ① K		S FS 84 B FF 96 B SI 93 C FF 94 F FF 94 F FS 85 B CU 82 B FF 95 4-2 BB	3 0	1 0	1 0	0 0	1 0	2 0	0 0
23 Matt Diaz, R (1, 10) OBP: 0.292, SLG: 0.326			X SL 86 0-0 ① F8		C FS 89 F FS 87 D SL 88 F SI 91 B FS 89 X SL 88 2-2 ① FC5-2 5 1B 1-2 3-H		S SL 85 F FF 93 F FF 94 F SL 86 S SL 88 0-3 ② K		C FF 94 F FF 95 F FF 94 B FF 95 X FF 94 1-2 ③ G6-3	4	0	0	0	0	1	3
5 Ronny Cedeno, R (1, 6) OBP: 0.309, SLG: 0.343			B FF 93 C FF 94 S SL 88 B SL 89 X SL 88 2-2 ② G4-3		B FS 88 F FF 93 X SI 92 1-1 ② 1B 1-3 2-H		C FF 94 F FF 93 B FF 95 F FF 94 X SL 88 1-2 1B			3	0	2	1	0	0	0
69 Eric Fryer, R (1, 2)			C FF 96 T FF 94 B FF 97 X SL 88 1-2 ③ G5-3		S SL 87 B FF 93 B SL 88 F SL 86 F SL 88 F FF 94 S SL 88 2-3 ③ K		C FF 94 X SL 86 0-1 ③ F9			3	0	0	0	0	1	2
Inning Stats	R: 0 E: 0 K: 1 S: 8 H: 0 LOB: 0 BB: 0 P: 13	R: 0 E: 0 K: 3 S: 11 H: 0 LOB: 0 BB: 0 P: 15	R: 0 E: 0 K: 0 S: 7 H: 0 LOB: 0 BB: 0 P: 10	R: 0 E: 0 K: 0 S: 6 H: 1 LOB: 1 BB: 0 P: 12	R: 1 E: 0 K: 1 S: 15 H: 2 LOB: 1 BB: 1 P: 27	R: 0 E: 0 K: 3 S: 13 H: 0 LOB: 2 BB: 2 P: 23	R: 0 E: 0 K: 2 S: 14 H: 1 LOB: 1 BB: 0 P: 17	R: 0 E: 0 K: 0 S: 8 H: 0 LOB: 0 BB: 1 P: 18	R: 0 E: 0 K: 0 S: 16 H: 0 LOB: 1 BB: 1 P: 25	1B: 4 2B: 0 3B: 0 HR: 0 SF: 0 SAC: 0 DP: 0 HBP: 0						

PITCHER		IP	WLS	BF	H	R	ER	SO	BB	IBB	HBP	BLK	WP	HR	S	P	ERA	WHIP
23 Brandon Morrow, R ERA: 4.56	(1, 1)	7.0	W	27	4	1	1	10	3	0	0	0	1	0	74	117	1.29	1.000
54 Jason Frasor, R ERA: 2.48	(8, 1)	1.0	H	3	0	0	0	0	1	0	0	0	0	0	8	18	0.00	1.000
50 Frank Francisco, R ERA: 4.3	(9, 1)	1.0	S	4	0	0	0	0	1	0	0	0	0	0	16	25	0.00	1.000

PITCHER	IP	WLS	BF	H	R	ER	SO	BB	IBB	HBP	BLK	WP	HR	S	P	ERA	WHIP

TOP

Pittsburgh Pirates @ Toronto Blue Jays

Rogers Centre, Toronto, ON

Wed Jun 29 2011, 7:10 PM - 9:50 PM EDT

Att. 15,632 - Partly Cloudy - 73 F

livebaseballscorecards.com

AB	29
R	1
H	4
RBI	1
BB	5
SO	10
LOB	12

WP: 1 PA: 35
PB: 0
SB: 1
CS: 1

BOTTOM

Pittsburgh Pirates @ Toronto Blue Jays

Rogers Centre, Toronto, ON

Wed Jun 29 2011, 7:10 PM - 9:50 PM EDT

Att. 15,632 - Partly Cloudy - 73 F

livebaseballscorecards.com

Batter	1	2	3	4	5	6	7	8	9	AB	R	H	RBI	BB	SO	LOB
5 Yunel Escobar, R (1, 6) OBP: 0.353, SLG: 0.424	B SI 86 C SI 85 X FF 86 1-1 ① 1B		B CU 72 X SI 86 1-0 ② L8		C FC 82 B FC 82 C SI 85 D SL 80 F CU 71 B SL 80 X CH 79 3-2 ③ G6-3		X FC 83 0-0 14 G3 2-H 2B			4	0	2	1	0	0	1
14 Eric Thames, L (1, 9) OBP: 0.354, SLG: 0.500	F SI 86 B SI 88 B FC 84 B SI 89 X SI 88 3-1 ② G3-1		C SI 86 F SL 80 X SL 79 0-2 ③ G4-3			B CU 69 X SI 85 1-0 HR	X SL 79 0-0 ② G3 2-3			4	1	1	1	0	0	1
19 José Bautista, R (1, 5) OBP: 0.473, SLG: 0.667	B SI 87 B CH 82 B SI 88 C SI 87 B SI 87 4-1 26 1B BB			B SI 85 X SI 86 1-0 ① P5		B SL 79 X CH 80 1-0 10 FC5-4 2B	I IN 66 I IN 69 I IN 67 I IN 68 4-0 IBB			2	0	1	0	2	0	0
26 Adam Lind, L (1, 3) OBP: 0.367, SLG: 0.579	C SI 89 F FC 82 X SI 87 0-2 1-3 1B			B FC 82 X SI 86 1-0 2B		C SL 79 F SI 85 B SL 77 F SL 77 X SL 79 1-2 ① P6	C SI 86 C SL 78 S SL 78 0-3 ③ K			4	0	2	0	0	1	3
10 Edwin Encarnación, R (1, 10) OBP: 0.288, SLG: 0.412	B CU 74 C SI 88 B FC 84 B SI 88 X SI 88 3-1 ③ F9			X SI 86 0-0 ② P3		B CU 72 B SI 85 C FC 83 X CH 80 2-1 ② FC5-4 2 E 2-3		B SI 94 S SL 89 X SL 88 1-1 ① G6-3		4	0	0	0	0	0	4
2 Aaron Hill, R (1, 4) OBP: 0.282, SLG: 0.328		C SI 87 B FC 83 F SI 87 X CU 69 1-2 ① G6-3		B FF 87 D CH 81 B SI 86 C SI 86 X CH 81 3-1 ③ G5-3		C SI 85 X CH 79 0-1 1-2 E5		F SI 95 B SI 95 X SL 88 1-1 ② F8		4	0	0	0	0	0	2
20 Juan Rivera, R (1, 7) OBP: 0.311, SLG: 0.369 16 Corey Patterson, L (8, PH) OBP: 0.295, SLG: 0.401 (9, 7)	C SI 87 B SI 87 B CU 69 X SI 87 2-1 8 G5-4-3 1B				B SI 85 B CH 83 X CH 83 2-0 ① F9	B CU 72 X CH 82 1-0 ③ P4		X SI 89 0-0 ③ P5		3 1	0 0	1 0	0 0	0 0	0 0	2 0
8 José Molina, R (1, 2) OBP: 0.381, SLG: 0.441	X SI 87 0-0 ② ③ G5-4-3 1-2f				B SI 85 X CH 83 1-0 ② F8		F CH 83 C FC 81 B SL 79 X CU 71 1-2 ① P4			3	0	0	0	0	0	1
11 Rajai Davis, R (1, 8) OBP: 0.263, SLG: 0.347			C SI 86 X FC 83 0-1 ① P3		B CH 83 F SI 85 X CH 78 1-1 2B		F SL 81 B SI 85 F FC 82 B SI 86 B CU 68 X SI 86 3-2 5 2B 2B			3	1	2	0	0	0	0
Inning Stats	R: 0 H: 2 E: 0 LOB: 2 K: 0 BB: 1 S: 10 P: 21	R: 0 H: 1 E: 0 LOB: 0 K: 0 BB: 0 S: 6 P: 9	R: 0 H: 0 E: 0 LOB: 0 K: 0 BB: 0 S: 6 P: 7	R: 0 H: 1 E: 0 LOB: 1 K: 0 BB: 0 S: 5 P: 10	R: 0 H: 1 E: 0 LOB: 1 K: 0 BB: 0 S: 8 P: 15	R: 1 H: 2 E: 1 LOB: 2 K: 0 BB: 0 S: 11 P: 17	R: 1 H: 2 E: 0 LOB: 2 K: 1 BB: 1 S: 11 P: 19	R: 0 H: 0 E: 0 LOB: 0 K: 0 BB: 0 S: 5 P: 7		1B: 3 SF: 0 2B: 5 SAC: 0 3B: 0 DP: 1 HR: 1 HBP: 0						

	AB	32
	R	2
	H	9
	RBI	2
	BB	2
	SO	1
	LOB	14

WP: 0 PA: 34
PB: 0
SB: 0
CS: 0

PITCHER		IP	WLS	BF	H	R	ER	SO	BB	IBB	HBP	BLK	WP	HR	S	P	ERA	WHIP
28 Paul Maholm, L ERA: 3.17	(1, 1)	7.0	L	31	9	2	2	1	1	1	0	0	0	1	57	98	2.57	1.429
48 Tim Wood, R ERA: 4.7	(8, 1)	1.0		3	0	0	0	0	0	0	0	0	0	0	5	7	0.00	0.000

PITCHER	IP	WLS	BF	H	R	ER	SO	BB	IBB	HBP	BLK	WP	HR	S	P	ERA	WHIP

Pittsburgh Pirates @ Toronto Blue Jays

Rogers Centre, Toronto, ON

Thu Jun 30 2011, 7:08 PM - 9:42 PM EDT

Att. 14,939 - Partly Cloudy - 72 F

TOP

livebaseballscorecards.com

Batter	1	2	3	4	5	6	7	8	9	AB	R	H	RBI	BB	SO	LOB
44 Alex Presley, L (1, 7) OBP: 0.357, SLG: 0.727	B FF 92 F FF 93 C FF 92 X FF 93 1-2 22 G5-3 3B		B FF 89 B FF 90 B FF 90 B FF 89 4-0 12 G5-3 BB		X FF 89 0-0 ② SF7 3-H	C SL 80 S CU 79 C CU 78 0-3 ③ K			B CH 80 X SI 86 1-0 ① G3	3	1	1	1	1	1	0
12 Chase d'Arnaud, R (1, 5) OBP: 0.269, SLG: 0.333	X FF 93 0-0 ① G5-3		C CH 79 X CU 79 0-1 ② G5-3 1-2		C CH 80 X FF 88 0-1 2B		F CH 84 F SI 85 B FF 88 S CH 80 1-3 ① K		C SI 88 C CH 82 X SL 79 0-2 ② G6-3	5	0	1	0	0	1	2
22 Andrew McCutchen, R (1, 8) OBP: 0.384, SLG: 0.464	F FF 91 B FF 91 D CH 84 X CH 84 2-1 ② G5-3 3-H		B FF 89 B CH 81 F CH 81 X SI 88 2-1 ③ F7		B FF 89 B FF 87 I IN 61 I IN 64 4-0 IBB		X CH 85 0-0 23 1B 2B		F CH 82 X SL 79 0-1 ③ F8	4	1	1	1	1	0	1
23 Matt Diaz, R (1, 9) OBP: 0.297, SLG: 0.331 46 Garrett Jones, L (9, 9) OBP: 0.335, SLG: 0.422	S CH 83 F FF 92 B FF 92 B FF 92 X CH 84 2-2 1B			F CH 87 X CH 81 0-1 ① F9	C FF 89 B CH 80 X SI 88 1-1 ③ F9		F FC 91 F FF 92 F FF 92 X FF 92 0-2 37 FC4-6 2-H 1B			4 0	0 0	2 0	1 0	0 0	0 0	2 0
37 Lyle Overbay, L (1, 3) OBP: 0.307, SLG: 0.358	F FF 91 1 SAFE 1 SAFE F SL 81 S FF 91 0-3 ③ K			B CH 81 F FF 88 F SI 87 F CU 79 C SL 80 2-3 ② K		B FC 86 S SL 81 B CH 81 B SL 81 F FF 88 F FF 90 X FF 89 3-2 E6 5 2B 2B	B FF 92 S CU 78 C FF 90 X FF 92 1-2 ② FC4-6 5 FC6-4 1-2f			4	1	1	0	0	2	2
5 Ronny Cedeno, R (1, 6) OBP: 0.312, SLG: 0.347		C FF 87 F FF 88 T CU 79 0-2 ① K		F FF 90 F FF 89 B FF 90 B CH 83 B CH 82 B FC 86 4-2 BB		D CH 81 F FF 88 B FF 89 C CU 79 X CH 81 2-2 2 HR 3-H 2B	B FC 91 B FF 90 X FC 91 2-0 ③ FC6-4 1-2f			3	1	1	1	1	1	1
2 Brandon Wood, R (1, 10) OBP: 0.265, SLG: 0.328		C FF 89 S CH 81 S CH 81 0-3 ② K		F FF 88 B FF 88 X SI 87 1-1 ③ F9		B FF 88 X SI 87 1-0 2-H HR		C SI 91 X CH 84 0-1 ① F8		4	1	1	2	0	1	1
62 Josh Harrison, R (1, 4) OBP: 0.292, SLG: 0.328		B FF 90 X SI 89 1-0 ③ F9			C FF 86 X CH 78 0-1 55 SH1-4 44 SF7 2B	S FF 88 S FF 89 B FF 90 X FF 89 1-2 ① F8		C SI 91 B SI 92 X SI 91 1-1 ② F9		4	1	1	0	0	0	0
55 Michael McKenry, R (1, 2) OBP: 0.195, SLG: 0.244			F FF 88 C CU 78 F CH 82 X SI 90 0-2 ① P6		C FF 87 X CH 80 0-1 ① SH1-4 2-3	F FF 88 F FF 88 F FF 88 X CU 78 0-2 ② F8		B SI 92 B SI 91 B SI 92 C SI 91 X SI 91 3-1 ③ G5-3		3	0	0	0	0	0	0
Inning Stats	R: 1 E: 0 K: 1 S: 12 H: 2 LOB: 1 BB: 0 P: 17	R: 0 E: 0 K: 2 S: 7 H: 0 LOB: 0 BB: 0 P: 8	R: 0 E: 0 K: 0 S: 8 H: 0 LOB: 1 BB: 1 P: 14	R: 0 E: 0 K: 1 S: 10 H: 0 LOB: 1 BB: 1 P: 17	R: 1 E: 0 K: 0 S: 9 H: 2 LOB: 2 BB: 1 P: 14	R: 3 E: 1 K: 1 S: 18 H: 3 LOB: 0 BB: 0 P: 25	R: 1 E: 0 K: 1 S: 12 H: 2 LOB: 1 BB: 0 P: 16	R: 0 E: 0 K: 0 S: 6 H: 0 LOB: 0 BB: 0 P: 10	R: 0 E: 0 K: 0 S: 6 H: 0 LOB: 0 BB: 0 P: 7	1B: 2 2B: 5 3B: 1 HR: 1 SF: 1 SAC: 1 DP: 0 HBP: 0						

	AB	34
	R	6
	H	9
	RBI	6
	BB	3
	SO	6
	LOB	9

WP: 0 PA: 39
PB: 0
SB: 0
CS: 0

PITCHER		IP	WLS	BF	H	R	ER	SO	BB	IBB	HBP	BLK	WP	HR	S	P	ERA	WHIP
27 Brett Cecil, L ERA: 7.24	(1, 1)	6.1	L	30	8	6	6	6	2	1	0	0	0	1	68	100	8.53	1.579
29 Octavio Dotel, R ERA: 4.22	(7, 1)	0.2		3	1	0	0	0	0	0	0	0	0	0	8	11	0.00	1.500
34 Marc Rzepczynski, L ERA: 3.31	(8, 1)	1.0		3	0	0	0	0	0	0	0	0	0	0	6	10	0.00	0.000
57 Shawn Camp, R ERA: 4.04	(9, 1)	1.0		3	0	0	0	0	0	0	0	0	0	0	6	7	0.00	0.000

PITCHER		IP	WLS	BF	H	R	ER	SO	BB	IBB	HBP	BLK	WP	HR	S	P	ERA	WHIP

BOTTOM

Pittsburgh Pirates @ Toronto Blue Jays

Rogers Centre, Toronto, ON

Thu Jun 30 2011, 7:08 PM - 9:42 PM EDT

Att. 14,939 - Partly Cloudy - 72 F

livebaseballscorecards.com

Batter	1	2	3	4	5	6	7	8	9	AB	R	H	RBI	BB	SO	LOB
5 Yunel Escobar, R (1, 6) OBP: 0.361, SLG: 0.440	C FF 88 C SI 89 X FF 91 0-2 14 1B 19 FC3-2 1B		C SI 91 C CH 77 X SL 80 0-2 1B		B CU 68 C SI 87 X CH 76 1-1 HR			C SI 92 B SI 92 F SI 91 F SI 93 B SI 94 F SI 92 B SI 93 B FF 92 4-2 BB		3	1	3	1	1	0	0
14 Eric Thames, L (1, 9) OBP: 0.348, SLG: 0.484	1 SAFE X CH 84 0-0 19 FC3-2 1-3 1B		X CH 81 0-0 ③ G4-3		F SI 90 X CH 82 0-1 ③ G3-1			B SI 92 F SI 92 S SI 92 B SI 92 1 SAFE S 2-3 ② K		4	0	1	0	0	1	2
19 José Bautista, R (1, 5) OBP: 0.470, SLG: 0.659	S SL 83 F CU 70 1 SAFE F SL 80 X SI 91 0-2 ① FC3-2 26 G4-6-3 1-2 3-H			B CH 78 B SI 88 F SI 86 B SL 78 B SI 87 4-1 26 G1-3 BB		F SI 88 B SI 89 B CU 70 B SL 76 X SL 78 3-1 ① G5-3		F SI 92 F SI 94 S SI 93 0-3 ③ K		3	0	0	0	1	1	3
26 Adam Lind, L (1, 3) OBP: 0.361, SLG: 0.569	C CU 70 F CH 82 X CU 73 0-2 ② ③ G4-6-3 1-2f			B SI 87 X SI 87 1-0 ① G1-3 1-2		B CH 80 S CH 77 C FF 90 S CU 71 1-3 ② K			C SI 90 B SI 91 B SI 91 C SI 92 F SI 92 X SL 85 2-2 ① P4	4	0	0	0	0	1	3
10 Edwin Encarnación, R (1, 10) OBP: 0.283, SLG: 0.404		C SI 90 S SL 80 X SL 80 0-2 ① G5-3		C SL 81 C FF 91 S SL 80 0-3 ② K		S SI 87 F SL 77 S SI 90 X SL 79 0-2 ③ G6-3			B SI 93 B SI 94 F SI 94 X SI 95 2-1 ② P3	4	0	0	0	0	1	1
2 Aaron Hill, R (1, 4) OBP: 0.281, SLG: 0.335		C SL 78 C SI 91 B SI 91 F CU 68 X SL 80 1-2 ② F8		C FF 89 B SL 79 C SL 77 X FF 90 1-2 ③ G5-3			B SL 78 B SI 87 B SI 87 C FF 85 X SI 86 3-1 ① G6-3		C SI 94 B SI 94 F SI 95 B SI 94 X CU 78 2-2 3B	4	0	1	0	0	0	1
16 Corey Patterson, L (1, 7) OBP: 0.291, SLG: 0.396		B SI 84 C FF 91 B CH 83 F CH 77 B CU 72 X FF 89 3-2 ③ G4-3			X FF 89 0-0 ① B3		C SI 88 X CU 71 0-1 ② G3		B SI 94 B CU 77 C SI 95 X FS 85 2-1 ③ L3	4	0	0	0	0	0	1
9 J.P. Arencibia, R (1, 2) OBP: 0.285, SLG: 0.459			F SI 88 X SL 78 0-1 ① G5-3		B SI 86 B SI 86 C FF 88 F SL 76 B SI 90 F SI 88 X FF 88 3-2 HR		B SL 78 F SL 78 X FF 88 1-1 ③ P2			3	1	1	1	0	0	0
11 Rajai Davis, R (1, 8) OBP: 0.260, SLG: 0.342			C FF 90 B FF 89 B CH 82 F SI 86 X SL 79 2-2 ② P5		C SL 79 X CU 69 0-1 ② F7			C SI 91 C SI 91 X FF 92 0-2 ① G3		3	0	0	0	0	0	0

	AB	32
	R	2
	H	6
	RBI	2
	BB	2
	SO	4
	LOB	11

Inning Stats	1	2	3	4	5	6	7	8	9
	R: 0 E: 0 K: 0 S: 11 H: 2 LOB: 1 BB: 0 P: 11	R: 0 E: 0 K: 0 S: 10 H: 0 LOB: 0 BB: 0 P: 14	R: 0 E: 0 K: 0 S: 9 H: 1 LOB: 1 BB: 1 P: 11	R: 0 E: 0 K: 1 S: 8 H: 0 LOB: 1 BB: 1 P: 14	R: 2 E: 0 K: 0 S: 11 H: 2 LOB: 0 BB: 0 P: 15	R: 0 E: 0 K: 1 S: 9 H: 0 LOB: 0 BB: 0 P: 13	R: 0 E: 0 K: 0 S: 6 H: 0 LOB: 0 BB: 0 P: 10	R: 0 E: 0 K: 2 S: 13 H: 0 LOB: 1 BB: 1 P: 19	R: 0 E: 0 K: 0 S: 11 H: 1 LOB: 1 BB: 0 P: 19

1B: 3	SF: 0	WP: 0	PA: 34
2B: 0	SAC: 0	PB: 0	
3B: 1	DP: 1	SB: 0	
HR: 2	HBP: 0	CS: 0	

PITCHER		IP	WLS	BF	H	R	ER	SO	BB	IBB	HBP	BLK	WP	HR	S	P	ERA	WHIP
27 Jeff Karstens, R ERA: 2.65	(1, 1)	7.0	W	26	5	2	2	2	1	0	0	0	0	2	64	88	2.57	0.857
30 Chris Resop, R ERA: 3.44	(8, 1)	1.0		4	0	0	0	2	1	0	0	0	0	0	13	19	0.00	1.000
65 Tony Watson, L ERA: 2.7	(9, 1)	0.1		1	0	0	0	0	0	0	0	0	0	0	4	6	0.00	0.000
43 Jose Veras, R ERA: 2.75	(9, 1)	0.2		3	1	0	0	0	0	0	0	0	0	0	7	13	0.00	1.500

PITCHER	IP	WLS	BF	H	R	ER	SO	BB	IBB	HBP	BLK	WP	HR	S	P	ERA	WHIP

Batter	1	2	3	4	5	6	7	8	9	AB	R	H	RBI	BB	SO	LOB
11 Jimmy Rollins, S (1, 10) OBP: 0.325, SLG: 0.364	B FF 91 F FF 90 B CH 87 S FF 91 B CH 87 B FF 91 4-2 BB	X SI 91 0-0 ③ F8		C CH 82 B FF 91 B FF 89 B CH 84 X FF 91 3-1 ② G5-3		1 SAFE B CH 81 X FF 89 1-0 ② G5-3 1-2		B FF 92 C FF 91 X SL 84 1-1 ③ F8		4	0	0	0	1	0	3
27 Placido Polanco, R (1, 5) OBP: 0.337, SLG: 0.358	B FF 89 1 SAFE B FF 90 C FF 89 B FF 89 C FF 89 X FF 90 3-2 ① F9		C FF 90 B FF 90 C FF 90 C FF 90 1-3 ① K	F FF 90 X SI 92 0-1 ③ G6-3		X SI 90 0-0 ③ F9			B SI 94 F FF 93 B FF 94 B FF 93 C FF 94 F FF 94 B FF 94 4-2 26 2B 6 1B BB	4	1	0	0	1	1	2
26 Chase Utley, L (1, 4) OBP: 0.389, SLG: 0.459	C FF 90 B FF 92 D FF 91 1 SAFE X FF 91 2-1 ② P2		B FF 91 C FF 90 H CU 76 2-1 6 E 8 1B HBP	C FF 90 B FF 91 X SL 84 1-1 8 S 1B			C FF 90 X SI 91 0-1 ① F8		C FF 94 C CU 79 B FS 86 F SI 95 X FF 95 1-2 1-3 6 1B 2B	4	2	2	0	0	0	1
6 Ryan Howard, L (1, 3) OBP: 0.352, SLG: 0.484	1 SAFE C SI 90 S CH 84 X SL 83 0-2 ③ F8		F FF 92 B SI 90 X FF 90 1-1 FC4 9 BB 8 1B 1-2		B FF 90 S FF 89 B SI 88 F FF 91 1 SAFE S CH 85 2-3 ① K		C FF 92 B FF 89 X FF 93 1-1 E6 8 3B		B FF 94 S CU 78 S SI 95 X FF 95 1-2 10 2B 2-H 3-H 1B	5	1	1	2	0	1	3
8 Shane Victorino, S (1, 8) OBP: 0.367, SLG: 0.515		B SI 88 F SI 90 B SI 91 X FF 90 2-1 10 2B 1B	C SI 90 C FF 89 X FC 90 0-2 9 BB 1-2 2-H 1B		B CH 83 1 SAFE 1 SAFE B FF 89 B FF 91 B FF 91 4-0 10 G6-4-3 1-2 BB		C FF 93 B FF 95 1 SAFE B FF 94 X FF 94 2-1 10 SF7 1-H 3B		B FF 94 C FF 94 T FF 95 B FS 86 F FS 85 F FF 95 X FF 95 2-2 ① F7	4	2	3	2	1	0	1
10 Ben Francisco, R (1, 7) OBP: 0.338, SLG: 0.364		C SI 92 S CH 84 D CH 85 F FC 90 X CH 84 1-2 9 G3-1 1-H 2B	C FF 90 B FF 93 D CH 85 F FF 90 C CU 77 2-3 ② K	C CH 82 X FF 92 0-1 ②③ G6-4-3 1-2f		B CH 87 F FF 94 B CH 87 F CH 86 X FF 94 2-2 ② SF7 3-H		C FS 84 B CU 80 X CU 79 1-1 1-3 2B	4	0	2	2	0	1	4
9 Domonic Brown, L (1, 9) OBP: 0.298, SLG: 0.414	C FF 91 X CU 78 0-1 ① G3-1 2-3	B SI 90 B FF 91 T FF 92 B FC 92 B FC 88 4-1 51 FC6-4 1-2 2-3 BB		C FF 90 B FF 91 X FF 92 1-1 51 S 51 1B 2B		B FF 93 B FF 93 C FF 94 S FF 94 X CH 86 2-2 ③ G6-3			C SL 84 X SI 92 0-1 ② G5-3	4	1	1	0	1	0	3
51 Carlos Ruiz, R (1, 2) OBP: 0.345, SLG: 0.330	C CH 85 S FC 92 D CU 78 F FF 93 F CU 78 X CH 85 1-2 ② G1-3	C CH 84 X FF 91 0-1 ③ FC6-4 1-2f		F FF 90 B FF 92 F FF 91 B FF 90 X CU 79 2-2 21 FC6-4 2-H 1B			B SL 85 F FF 91 C FF 91 X CU 73 1-2 ① F7	B SI 93 C SI 92 X SL 85 1-1 ③ G6-3		5	0	1	1	0	0	6
21 Wilson Valdez, R (1, 6) OBP: 0.284, SLG: 0.302 7 Ross Gload, L (8, PH) OBP: 0.321, SLG: 0.346 7 Michael Martinez, S (8, 6) OBP: 0.221, SLG: 0.234		B FF 92 C CH 83 B CH 83 B FC 91 B FF 90 4-1 BB	C CH 81 B FF 90 X CH 84 1-1 ① G5-3			1 SAFE L FF 90 X FF 92 0-1 ① FC6-4 11 G5-3 1-2f		B CH 84 F CH 84 X SL 86 1-1 ② F7		2 1 0	0 0 0	0 0 0	0 0 0	1 0 0	0 0 0	1 0 0

Inning Stats	1	2	3	4	5	6	7	8	9
	R: 0 E: 0 K: 0 S: 10	H: 0 LOB: 1 BB: 1 P: 19	R: 1 E: 0 K: 0 S: 15	H: 2 LOB: 2 BB: 1 P: 23	R: 1 E: 1 K: 2 S: 15	H: 1 LOB: 3 BB: 1 P: 25	R: 0 E: 0 K: 0 S: 6	H: 0 LOB: 0 BB: 0 P: 10	R: 0 E: 0 K: 1 S: 7	H: 1 LOB: 1 BB: 1 P: 14	R: 1 E: 0 K: 0 S: 9	H: 2 LOB: 1 BB: 0 P: 13	R: 2 E: 1 K: 0 S: 12	H: 1 LOB: 0 BB: 0 P: 19	R: 0 E: 0 K: 0 S: 7	H: 0 LOB: 0 BB: 0 P: 10	R: 2 E: 0 K: 0 S: 21	H: 3 LOB: 2 BB: 1 P: 31

1B: 5	SF: 1
2B: 4	SAC: 0
3B: 1	DP: 1
HR: 0	HBP: 1

WP: 0	PA: 44
PB: 0	
SB: 2	
CS: 0	

PITCHER		IP	WLS	BF	H	R	ER	SO	BB	IBB	HBP	BLK	WP	HR	S	P	ERA	WHIP
24 Ricky Romero, L ERA: 2.75	(1, 1)	6.1		31	6	4	3	3	4	0	1	0	0	0	66	109	4.26	1.579
54 Jason Frasor, R ERA: 2.7	(7, 1)	0.2	B	3	1	1	0	0	0	0	0	0	0	0	8	14	0.00	1.500
60 Jon Rauch, R ERA: 3.93	(8, 1)	1.0	H	3	0	0	0	0	0	0	0	0	0	0	7	10	0.00	0.000
50 Frank Francisco, R ERA: 5.01	(9, 1)	0.1	L	5	3	2	2	0	1	0	0	0	0	0	17	26	54.00	12.000
34 Marc Rzepczynski, L ERA: 3.24	(9, 1)	0.2		2	0	0	0	0	0	0	0	0	0	0	4	5	0.00	0.000

PITCHER	IP	WLS	BF	H	R	ER	SO	BB	IBB	HBP	BLK	WP	HR	S	P	ERA	WHIP

TOP

Philadelphia Phillies @ Toronto Blue Jays

Rogers Centre, Toronto, ON

Fri Jul 01 2011, 1:18 PM - 4:18 PM EDT

Att. 45,512 - Partly Cloudy - 68 F

livebaseballscorecards.com

AB	37
R	7
H	10
RBI	7
BB	5
SO	3
LOB	24

BOTTOM

Philadelphia Phillies @ Toronto Blue Jays

Rogers Centre, Toronto, ON

Fri Jul 01 2011, 1:18 PM - 4:18 PM EDT

Att. 45,512 - Partly Cloudy - 68 F

livebaseballscorecards.com

Batter	1	2	3	4	5	6	7	8	9	AB	R	H	RBI	BB	SO	LOB
5 Yunel Escobar, R (1, 6) OBP: 0.363, SLG: 0.440 2 Aaron Hill, R (1, PR) OBP: 0.285, SLG: 0.337 (2, 4)	B FF 89 F SI 88 H SI 89 2-1 19 2B 10 2B HBP	B SI 90 X CH 82 1-0 ③ F7			C CH 82 F SL 80 B SI 90 B SI 90 X SI 91 2-2 14 HR 1B		X SI 91 0-0 19 HR 1B		C SL 84 B SL 81 B CH 88 B SL 83 C FF 93 S FF 93 3-3 ③ K	0 4	0 3	0 2	0 0	0 0	0 1	0 1
14 Eric Thames, L (1, 9) OBP: 0.356, SLG: 0.529	X FF 86 0-0 ① F9		B SI 89 X CH 79 1-0 19 G6-4-3 1B		1 SAFE X FF 88 0-0 1-H HR		B SI 91 F SI 91 F SI 91 1 SAFE S FC 89 1-3 ② K			4	1	2	2	0	1	2
19 José Bautista, R (1, 5) OBP: 0.473, SLG: 0.674	1 SAFE X SI 88 0-0 10 2B 1-3 2B		1 SAFE F SI 90 1 SAFE X FF 90 0-1 ① ② G6-4-3 1-2f		B FC 86 B CH 81 B CH 83 B FC 85 4-0 BB		X SI 91 0-0 1-H HR			3	2	2	2	1	0	1
26 Adam Lind, L (1, 3) OBP: 0.355, SLG: 0.559	B SI 89 F FC 87 X SI 89 1-1 ② P6		B SI 88 X CH 81 1-0 ③ G3-1		C FC 87 B SI 90 X SI 90 1-1 ② L8		B SI 90 X SL 82 1-0 ③ G3			4	0	0	0	0	0	4
10 Edwin Encarnación, R (1, 10) OBP: 0.283, SLG: 0.406	X FC 88 0-0 2-H 3-H 2B			B SI 90 F CH 81 F SI 88 T CH 83 1-2 ① K	C SI 91 1 SAFE F SI 92 F SI 92 B CH 82 F CH 84 1 SAFE F SI 91 C SI 92 1-3 ③ K			C CU 77 B FF 87 X SI 92 1-1 ① G3-1		4	0	1	2	0	2	1
20 Juan Rivera, R (1, 7) OBP: 0.310, SLG: 0.365	C SI 90 X FF 90 0-1 ③ F7			F SI 91 B SL 81 H CH 82 2-1 9 G3-1 HBP		B CH 79 B FC 87 B SI 89 C SI 90 F SI 90 F SI 90 X SI 91 3-2 ① G6-3		B SI 92 B SI 92 X SI 92 2-0 ② G5-3		3	0	0	0	0	0	2
9 J.P. Arencibia, R (1, 2) OBP: 0.280, SLG: 0.451		C SI 89 F CH 81 X SI 90 0-2 E3 11 G4-6-3		X CH 82 0-0 ② G3-1 1-2		C SI 90 F FC 87 F CH 84 C SI 91 0-3 ② K		B CU 79 F SI 93 F SI 94 X SI 87 1-2 ③ G6-3		4	0	0	0	0	1	1
11 Rajai Davis, R (1, 8) OBP: 0.255, SLG: 0.336		B SI 90 F FC 88 C SI 90 B SI 91 F CH 82 X FF 91 2-2 ① ② G4-6-3 1-2f		X SI 90 0-0 ③ F8		L CH 81 S SL 80 S SL 81 0-3 ③ K			S FF 92 B FF 93 F SL 83 F FF 92 B SL 86 X FF 94 2-2 ① F8	4	0	0	0	0	1	2
6 John McDonald, R (1, 4) OBP: 0.248, SLG: 0.296 (2, 6)		B SI 90 S SI 90 B SI 90 F SI 91 B SI 89 F SI 88 F SI 88 X SI 89 3-2 1B			C SI 90 S CH 81 B SL 82 X SI 90 1-2 ① G6-3		C SI 88 X SL 82 0-1 ① P4		S FF 93 F SL 86 F SL 84 F FF 94 B SL 85 X FF 93 1-2 ② P4	4	0	1	0	0	0	0
Inning Stats	R: 2 E: 0 K: 0 S: 8 H: 2 LOB: 2 BB: 0 P: 11	R: 0 E: 1 K: 0 S: 13 H: 1 LOB: 1 BB: 0 P: 19	R: 0 E: 0 K: 0 S: 4 H: 1 LOB: 0 BB: 0 P: 6	R: 0 E: 0 K: 1 S: 6 H: 0 LOB: 1 BB: 0 P: 9	R: 2 E: 0 K: 1 S: 15 H: 2 LOB: 1 BB: 1 P: 24	R: 0 E: 0 K: 2 S: 11 H: 0 LOB: 0 BB: 0 P: 14	R: 2 E: 0 K: 1 S: 8 H: 2 LOB: 0 BB: 0 P: 10	R: 0 E: 0 K: 0 S: 6 H: 0 LOB: 0 BB: 0 P: 10	R: 0 E: 0 K: 1 S: 12 H: 0 LOB: 0 BB: 0 P: 18	1B: 4 2B: 2 3B: 0 HR: 2 SF: 0 SAC: 0 DP: 2 HBP: 2						

	AB	34
	R	6
	H	8
	RBI	6
	BB	1
	SO	6
	LOB	14

PITCHER		IP	WLS	BF	H	R	ER	SO	BB	IBB	HBP	BLK	WP	HR	S	P	ERA	WHIP
38 Kyle Kendrick, R ERA: 3.81	(1, 1)	7.0		31	8	6	6	5	1	0	2	0	0	2	65	93	7.71	1.286
55 Danys Baez, R ERA: 5.35	(8, 1)	1.0	W	3	0	0	0	0	0	0	0	0	0	0	6	10	0.00	0.000
37 Antonio Bastardo, L ERA: 0.9	(9, 1)	1.0	S	3	0	0	0	1	0	0	0	0	0	0	12	18	0.00	0.000

PITCHER	IP	WLS	BF	H	R	ER	SO	BB	IBB	HBP	BLK	WP	HR	S	P	ERA	WHIP

Batter	1	2	3	4	5	6	7	8	9	AB	R	H	RBI	BB	SO	LOB
11 Jimmy Rollins, S (1, 6) OBP: 0.329, SLG: 0.368	B FF 86 B FF 86 C FF 86 B CH 78 B FF 88 4-1 27 S 6 1B BB		C FF 85 X EP 66 0-1 ① P4		B SI 88 B SI 89 F FF 87 X CU 75 2-1 1-3 3-H 2B		C FF 88 D CH 82 B CU 74 X SI 89 2-1 ① F8 2-3		B FF 89 C SL 85 F FF 90 B SL 85 X CU 74 2-2 26 FC1-6 1B	4	1	2	1	1	0	1
27 Placido Polanco, R (1, 5) OBP: 0.335, SLG: 0.354	B SI 88 B FF 89 B FF 88 C FF 86 B FF 89 4-1 29 PB 6 1B 1-2 BB		C SI 87 B FF 88 F CU 71 F FF 90 B CU 74 X CH 82 2-2 ② G6-3		X SI 87 0-0 ② P6		B CU 76 B SL 83 B CH 81 C FF 86 X CH 80 3-1 ② G6-3		C SL 86 1 SAFE F FC 88 F SL 84 F FF 89 F SL 84 1 SAFE F FF 89 B CH 84 1-2 ① X SL 83 L6	4	0	0	0	1	0	4
26 Chase Utley, L (1, 4) OBP: 0.389, SLG: 0.476	F SI 89 F CU 74 T SL 83 0-2 ① K		B CU 69 C CH 81 B SI 91 X FF 90 2-1 ③ G4-3		I IN 67 I IN 67 I IN 66 I IN 67 4-0 IBB		C SI 94 B FF 95 B SL 85 F SI 94 X SL 83 2-2 3-H HR		X FF 89 0-0 ② FC1-6 6 BB 8 1B 1-2f	4	2	1	2	1	1	3
6 Ryan Howard, L (1, 10) OBP: 0.353, SLG: 0.481	B SI 88 D CH 81 F CH 81 B SI 89 S CH 82 X SL 84 3-2 29 PB 1-2 2-H 1B			S CU 70 X CU 76 0-1 ① G4-3	F SL 82 B FF 89 F CH 83 S SL 82 1-3 ③ K		B SI 95 X SI 95 1-0 ③ G6-3		C FF 90 B CH 84 F FF 89 B CU 73 B SL 85 B SL 84 4-2 8 1B 1-2 BB	4	0	1	1	1	1	3
8 Shane Victorino, S (1, 8) OBP: 0.371, SLG: 0.515	X FF 89 0-0 ② F8			B FF 88 C CH 80 B CH 82 S CH 81 X SL 82 2-2 ② G1-4-3		B SL 87 C FF 86 B FF 87 B CU 78 C CH 78 B SL 81 4-2 9 FC3-6 BB		B SI 93 C SI 93 X SI 93 1-1 29 FC5-4 1B	X FF 91 0-0 1-2 2-H 1B	4	0	2	1	1	0	2
29 Raul Ibanez, L (1, 7) OBP: 0.280, SLG: 0.386	B FF 89 B CH 80 B CU 74 X SI 89 3-0 ③ L9 1-2 2-3			X FF 88 0-0 ③ F8		1 SAFE B FF 87 X CH 79 1-0 ① F7		X SI 93 0-0 ① FC5-4 9 1B 1-2f	B CH 82 B SI 87 F CH 82 B CH 82 C SI 87 X CH 82 3-2 ③ G4-3	5	0	0	0	0	0	6
9 Domonic Brown, L (1, 9) OBP: 0.296, SLG: 0.408		C FF 86 B FF 86 B CH 80 B CH 80 F FF 88 T CH 80 3-2 ① K			F CU 70 B CU 76 B FF 89 S CH 80 X SL 82 2-2 ① L9	1 SAFE 1 SAFE P PO 84 F CH 79 X CH 80 1-1 ② FC3-6 1-2f		B FF 93 C SI 92 X SI 93 1-1 1-2 1B		4	0	1	0	0	1	1
7 Ross Gload, L (1, 3) OBP: 0.316, SLG: 0.339		C FF 89 X CU 73 0-1 ② G4-3			B FF 89 X FF 87 1-0 51 1B 11 2B 1B	B CH 80 1 SAFE 1 SAFE X CH 80 1-0 ③ F7		C SI 93 F SI 92 F SI 94 S SI 92 0-3 ② K		4	1	1	0	0	1	3
51 Carlos Ruiz, R (1, 2) OBP: 0.348, SLG: 0.338		B FF 88 C CH 79 B SL 82 X CH 80 2-1 ③ G5-3			B SI 87 1 SAFE 1 SAFE C SL 81 B SI 89 C SL 78 F SI 89 1 SAFE X CU 75 2-2 11 2B 1-3 1B		C CH 76 X CH 79 0-1 11 F8 26 HR 2B		F FF 91 F FC 91 X FF 92 0-2 ③ G5-3	4	1	2	0	0	0	2
Inning Stats	R: 1 E: 0 K: 1 S: 10 H: 1 LOB: 2 BB: 2 P: 24	R: 0 E: 0 K: 1 S: 7 H: 0 LOB: 0 BB: 0 P: 12	R: 0 E: 0 K: 0 S: 8 H: 0 LOB: 0 BB: 0 P: 12	R: 0 E: 0 K: 0 S: 6 H: 0 LOB: 0 BB: 0 P: 8	R: 1 E: 0 K: 1 S: 14 H: 3 LOB: 3 BB: 1 P: 26	R: 0 E: 0 K: 0 S: 7 H: 0 LOB: 1 BB: 1 P: 13	R: 2 E: 0 K: 0 S: 10 H: 2 LOB: 0 BB: 0 P: 18	R: 0 E: 0 K: 1 S: 12 H: 2 LOB: 2 BB: 0 P: 14	R: 1 E: 0 K: 0 S: 17 H: 2 LOB: 2 BB: 1 P: 27	1B: 7 2B: 2 3B: 0 HR: 1 SF: 0 SAC: 0 DP: 0 HBP: 0						

PITCHER		IP	WLS	BF	H	R	ER	SO	BB	IBB	HBP	BLK	WP	HR	S	P	ERA	WHIP
33 Carlos Villanueva, R ERA: 3.24	(1, 1)	6.2		29	5	3	3	3	3	1	0	0	0	0	58	106	4.05	1.200
47 Luis Perez, L ERA: 3.71	(7, 1)	1.0	L	6	3	1	1	1	0	0	0	0	0	1	13	18	9.00	3.000
29 Octavio Dotel, R ERA: 4.15	(8, 1)	0.1		1	0	0	0	0	0	0	0	0	0	0	3	3	0.00	0.000
60 Jon Rauch, R ERA: 4.11	(9, 1)	0.2		5	2	1	1	0	1	0	0	0	0	0	14	21	13.50	4.500
57 Shawn Camp, R ERA: 4.0	(9, 1)	0.1		1	0	0	0	0	0	0	0	0	0	0	3	6	0.00	0.000

PITCHER	IP	WLS	BF	H	R	ER	SO	BB	IBB	HBP	BLK	WP	HR	S	P	ERA	WHIP

TOP

Philadelphia Phillies @ Toronto Blue Jays

Rogers Centre, Toronto, ON

Sat Jul 02 2011, 1:08 PM - 3:56 PM EDT

Att. 44,078 - Partly Cloudy - 68 F

livebaseballscorecards.com

AB	37
R	5
H	10
RBI	5
BB	5
SO	4
LOB	25

Batter	1	2	3	4	5	6	7	8	9	AB	R	H	RBI	BB	SO	LOB
2 Aaron Hill, R (1, 4) OBP: 0.281, SLG: 0.332	C FC 91 C FC 92 X CH 85 0-2 ① F9		B SI 93 C FC 92 X CU 78 1-1 ② F8		1 SAFE F FC 91 X SI 92 0-1 ② G5-3 1-2		B FC 92 F FC 92 C SI 93 C FC 91 1-3 ③ K			4	0	0	0	0	1	2
14 Eric Thames, L (1, 9) OBP: 0.364, SLG: 0.528	X SI 93 0-0 26 BB 1B		C CU 77 X FC 91 0-1 ③ G1-3		F CH 82 F FC 90 D CU 78 B FC 92 X CH 84 2-2 19 FC6-4 2-H 1B			C FC 90 B SI 92 S FC 91 X FC 92 1-2 ① G5-3		4	0	2	1	0	0	0
19 José Bautista, R (1, 5) OBP: 0.471, SLG: 0.679	F FC 91 B FC 92 B SI 93 B CH 84 F FC 92 C SI 93 3-3 ② K			B CH 82 B CH 84 S FC 91 B FC 91 X FC 92 3-1 HR	C FC 92 X SI 93 0-1 ③ FC6-4 1-2f			B CH 84 C CU 80 B SI 94 S CH 84 B FC 91 X CU 78 3-2 ② G5-3		4	1	1	1	0	1	2
26 Adam Lind, L (1, 3) OBP: 0.357, SLG: 0.556	B FC 91 B FC 92 S FC 92 B FC 91 B FC 92 4-1 1-2 BB			X FC 93 0-0 10 G6-4-3 1B		F CU 75 X FC 90 0-1 ① G3		B SI 94 C FC 92 B FC 92 X SI 94 2-1 ③ G1-3		3	0	1	0	1	0	0
10 Edwin Encarnación, R (1, 10) OBP: 0.282, SLG: 0.403	B CH 85 B FC 94 C CH 85 F FC 92 F SI 94 S CU 80 2-3 ③ K			X SI 93 0-0 ①② G6-4-3 1-2f		X CH 82 0-0 ② F7			B FC 90 C FC 91 X FC 90 1-1 16 G6-3 1B	4	0	1	0	0	1	3
9 J.P. Arencibia, R (1, 2) OBP: 0.275, SLG: 0.443		C FC 92 X SI 93 0-1 ① G6-3		B SI 92 S CH 83 F FC 93 F FC 91 B CU 78 X SI 94 2-2 ③ F8		C CU 77 F FC 90 S FC 91 0-3 ③ K			C CU 77 S CH 83 B CU 77 B FC 90 S CH 82 2-3 ① K	4	0	0	0	0	2	1
16 Corey Patterson, L (1, 7) OBP: 0.290, SLG: 0.394		X SI 93 0-0 ② G4-3			B FC 89 X SI 92 1-0 E4 6 1B 1B		C FC 90 C FC 90 B SI 90 F FC 91 T FC 91 1-2 ① K		B FC 91 X SI 92 1-0 ②③ G6-3 1-2f	4	1	1	0	0	1	1
11 Rajai Davis, R (1, 8) OBP: 0.252, SLG: 0.332		C FC 93 S CU 80 B CU 79 F FC 92 B CH 85 X FC 92 2-2 ③ G5-3			C SI 93 C FC 91 S CU 79 0-3 ① K		S CH 83 B SI 93 S FC 91 B SI 94 S CU 80 2-3 ② K			3	0	0	0	0	2	1
6 John McDonald, R (1, 6) OBP: 0.258, SLG: 0.305			C FC 92 X CU 77 0-1 ① G4-3		X SI 91 0-0 2 G5-3 14 1B 3-H 1B		X FC 92 0-0 1B			3	1	2	1	0	0	0
Inning Stats	R: 0 E: 0 K: 2 S: 12 H: 1 LOB: 2 BB: 1 P: 21	R: 0 E: 0 K: 0 S: 7 H: 0 LOB: 0 BB: 0 P: 9	R: 0 E: 0 K: 0 S: 6 H: 0 LOB: 0 BB: 0 P: 7	R: 1 E: 0 K: 0 S: 8 H: 2 LOB: 0 BB: 0 P: 13	R: 2 E: 1 K: 1 S: 12 H: 3 LOB: 1 BB: 0 P: 15	R: 0 E: 0 K: 1 S: 6 H: 0 LOB: 0 BB: 0 P: 6	R: 0 E: 0 K: 3 S: 11 H: 1 LOB: 1 BB: 0 P: 15	R: 0 E: 0 K: 0 S: 8 H: 0 LOB: 0 BB: 0 P: 14	R: 0 E: 0 K: 1 S: 6 H: 1 LOB: 0 BB: 0 P: 10	1B: 7 2B: 0 3B: 0 HR: 1 SF: 0 SAC: 0 DP: 2 HBP: 0						

PITCHER	IP	WLS	BF	H	R	ER	SO	BB	IBB	HBP	BLK	WP	HR	S	P	ERA	WHIP
34 Roy Halladay, R (1, 1) ERA: 2.44	9.0	W	34	8	3	3	8	1	0	0	0	0	1	76	110	3.00	1.000

PITCHER	IP	WLS	BF	H	R	ER	SO	BB	IBB	HBP	BLK	WP	HR	S	P	ERA	WHIP

BOTTOM

Philadelphia Phillies @ Toronto Blue Jays

Rogers Centre, Toronto, ON

Sat Jul 02 2011, 1:08 PM - 3:56 PM EDT

Att. 44,078 - Partly Cloudy - 68 F

livebaseballscorecards.com

AB	33
R	3
H	8
RBI	3
BB	1
SO	8
LOB	10

Batter	1	2	3	4	5	6	7	8	9	AB	R	H	RBI	BB	SO	LOB
11 Jimmy Rollins, S (1, 6) OBP: 0.327, SLG: 0.366	C SI 88 F SI 88 X CH 82 0-2 ① F8	X SI 90 0-0 2-H 3-H 1B			B CH 80 X FF 88 1-0 ① G6-3		C SI 91 B SI 91 X CH 84 1-1 ① G5-3		B FC 93 C FC 92 C FF 93 T CU 79 1-2 ③ K	5	0	1	2	0	1	0
27 Placido Polanco, R (1, 10) OBP: 0.331, SLG: 0.349	C FF 88 F FF 90 B SI 91 F FF 91 B FF 90 F FF 90 X CH 83 2-2 ② F8	C FF 88 F FF 88 X FF 90 0-2 ③ F8			B FF 87 F FF 88 B CH 82 B CH 80 F SI 90 F SI 90 X CH 81 3-2 ② F8		B SI 91 X SI 91 1-0 ② G3			4	0	0	0	0	0	1
26 Chase Utley, L (1, 4) OBP: 0.386, SLG: 0.469	B SL 85 B SI 92 C SI 91 B SI 92 C FF 90 F FF 91 X FF 91 3-2 ③ G3		B FF 87 C FF 88 S SI 90 F SI 90 F SI 91 F CH 83 X FF 86 1-2 ① G4-3		B SL 82 C FF 89 S SI 90 B SI 89 F SI 89 X CH 80 3-2 6 1B 1B		C SI 92 B SI 93 B SL 86 X SI 94 2-1 ③ F7			4	0	1	0	0	0	0
6 Ryan Howard, L (1, 3) OBP: 0.351, SLG: 0.478		B SI 90 F FF 88 S SL 84 B SL 83 B CH 84 X SL 85 3-2 ① F8	X SL 83 0-0 ② P5		B SI 88 B SI 89 S FF 88 X FF 89 2-1 1-3 1B			B SI 91 B SI 92 B SI 93 C SI 90 X SI 92 3-1 ① G6-3		4	0	1	0	0	0	0
8 Shane Victorino, S (1, 8) OBP: 0.376, SLG: 0.524		B FF 89 C CH 83 X FF 91 1-1 10 1B 2B	B SI 89 B SI 90 B SI 89 B SI 90 4-0 BB		B SL 82 C SI 88 S CH 81 F CH 82 X CH 82 1-2 ③ F7			S SI 93 X CH 86 0-1 29 CS 2B		3	1	2	0	1	0	2
10 Ben Francisco, R (1, 7) OBP: 0.338, SLG: 0.364 29 Raul Ibanez, L (8, PH) OBP: 0.283, SLG: 0.392 (8, 7)		B SI 90 X SI 90 1-0 9 1B 51 2B 2-H 1B	C CH 82 X FF 88 0-1 ③ G5-3			B FF 88 F FF 88 X FF 89 1-1 ① G5-3		B FC 91 S FF 90 2 SAFE X CU 76 1-1 ② 2-3 2B		3 1	1 0	1 1	1 0	0 0	0 0	1 0
9 Domonic Brown, L (1, 9) OBP: 0.295, SLG: 0.403		C FF 88 X FF 90 0-1 51 2B 11 1B 1-2 1B	C SI 88 X SI 88 0-1 ① P5			F FF 89 B SL 83 B SL 82 C FF 89 F FF 89 X SL 84 2-2 ② G4-3		X FF 92 0-0 ③ P6		4	1	1	0	0	0	1
51 Carlos Ruiz, R (1, 2) OBP: 0.355, SLG: 0.348		B CH 82 B FF 89 B CH 83 C FF 90 F FF 89 F CH 83 X FF 91 3-2 11 1B 1-3 2-H 2B	C FF 87 F FF 89 F SL 84 X FF 88 0-2 21 G4-6-3 1B			B FF 88 F FF 88 C SL 82 B FF 89 B FF 88 D CH 82 4-2 BB			B FF 90 B FF 90 C FC 91 F FF 90 C FC 91 2-3 ① K	3	1	2	1	1	1	0
21 Wilson Valdez, R (1, 5) OBP: 0.279, SLG: 0.296 7 Ross Gload, L (9, PH) OBP: 0.310, SLG: 0.333		S CH 83 X CH 82 0-1 ② P3	X FF 88 0-0 ② G4-6-3 ③ 1-2f		S CH 80 F CH 81 X SI 88 0-2 ③ G5-3				B FF 92 C FC 92 B FC 92 X FF 92 2-1 ② F7	3 1	0 0	0 0	0 0	0 0	0 0	4 0
Inning Stats	R: 0 E: 0 K: 0 S: 13 H: 0 LOB: 0 BB: 0 P: 18	R: 4 E: 0 K: 0 S: 18 H: 5 LOB: 1 BB: 0 P: 26	R: 0 E: 0 K: 0 S: 10 H: 0 LOB: 1 BB: 1 P: 15	R: 0 E: 0 K: 0 S: 7 H: 1 LOB: 0 BB: 0 P: 7	R: 0 E: 0 K: 0 S: 14 H: 2 LOB: 2 BB: 0 P: 24	R: 0 E: 0 K: 0 S: 11 H: 0 LOB: 1 BB: 1 P: 18	R: 0 E: 0 K: 0 S: 5 H: 0 LOB: 0 BB: 0 P: 9	R: 0 E: 0 K: 0 S: 7 H: 2 LOB: 1 BB: 0 P: 11	R: 0 E: 0 K: 2 S: 8 H: 0 LOB: 0 BB: 0 P: 13	1B: 6 2B: 4 3B: 0 HR: 0	SF: 0 SAC: 0 DP: 1 HBP: 0	WP: 0 PB: 0 SB: 0 CS: 1	PA: 37				

TOP

Philadelphia Phillies @ Toronto Blue Jays

Rogers Centre, Toronto, ON

Sun Jul 03 2011, 1:08 PM - 3:33 PM EDT

Att. 26,204 - Sunny - 73 F

livebaseballscorecards.com

AB	35
R	4
H	10
RBI	4
BB	2
SO	2
LOB	9

PITCHER		IP	WLS	BF	H	R	ER	SO	BB	IBB	HBP	BLK	WP	HR	S	P	ERA	WHIP
37 Jo-Jo Reyes, L ERA: 4.85	(1, 1)	6.0		27	8	4	4	0	2	0	0	0	0	0	73	108	6.00	1.667
34 Marc Rzepczynski, L ERA: 3.12	(7, 1)	1.1		5	1	0	0	0	0	0	0	0	0	0	9	16	0.00	0.750
29 Octavio Dotel, R ERA: 3.86	(8, 1)	1.2	W	5	1	0	0	2	0	0	0	0	0	0	11	17	0.00	0.600

PITCHER	IP	WLS	BF	H	R	ER	SO	BB	IBB	HBP	BLK	WP	HR	S	P	ERA	WHIP

Batter	1	2	3	4	5	6	7	8	9	AB	R	H	RBI	BB	SO	LOB
2 Aaron Hill, R (1, 4) OBP: 0.280, SLG: 0.331	C SI 91 X CU 75 0-1 E5		F FC 87 B FC 86 F SI 92 F CH 86 B FF 92 S CU 76 2-3 ② K		1 SAFE 1 SAFE B CH 83 B SI 91 C SI 91 X CH 84 2-1 1-H 1B		C CH 85 F FF 92 X FF 92 0-2 ③ P4			4	0	1	1	0	1	0
14 Eric Thames, L (1, 9) OBP: 0.370, SLG: 0.566	X FF 91 0-0 ① F8		S FC 88 X FC 86 0-1 1B		F SI 92 B CU 75 X SI 92 1-1 ③ F8			X FF 91 0-0 HR		4	1	2	1	0	0	2
19 José Bautista, R (1, 5) OBP: 0.471, SLG: 0.688	S FC 87 X SI 92 0-1 ② F9		F SI 91 F FF 92 C CU 76 0-3 ③ K			C CU 74 B SI 92 B FC 87 F FC 86 B SI 93 X SI 93 3-2 26 E 26 1B 20 SF8 1B		B FC 85 B SI 92 C FC 86 X FC 86 2-1 HR		4	2	2	1	0	1	2
26 Adam Lind, L (1, 10) OBP: 0.359, SLG: 0.555	C FC 87 1 SAFE F FF 92 S FF 91 0-3 ③ K			B FC 87 X CH 84 1-0 ① F8		X SI 91 0-0 E7 1-3 1B		F FF 92 X FC 86 0-1 10 HR 1B		4	1	2	0	0	1	1
20 Juan Rivera, R (1, 7) OBP: 0.305, SLG: 0.360 16 Corey Patterson, L (9, 7) OBP: 0.290, SLG: 0.394		C FC 86 C SI 91 S SI 91 0-3 ① K		F CH 84 B CU 75 B CU 74 F FC 85 B SI 92 S SI 92 3-3 ② K		C SI 92 F SI 93 B FF 92 X FF 93 1-2 ① SF8 3-H		X SI 91 0-0 ① F8		3 0	0 0	0 0	1 0	0 0	2 0	1 0
10 Edwin Encarnación, R (1, 3) OBP: 0.281, SLG: 0.414		B CH 85 F FF 92 C FC 86 C CU 75 1-3 ② K		C FF 92 B FC 86 B FF 92 F FC 85 X FF 92 2-2 ③ F8		X FC 85 0-0 ② L9		C CU 74 X FF 91 0-1 1-H HR		4	1	1	2	0	1	1
9 J.P. Arencibia, R (1, 2) OBP: 0.271, SLG: 0.435		B CH 84 C SI 92 B FC 87 F FC 87 F SI 93 B FF 93 F SI 92 S FC 88 3-3 ③ K			C FC 86 C CU 74 B FF 93 S CU 76 1-3 ① K2-3	S FC 86 C FC 86 C SI 92 0-3 ③ K		B SL 81 F FF 94 F FF 93 S SL 80 1-3 ② K		4	0	0	0	0	4	1
11 Rajai Davis, R (1, 8) OBP: 0.260, SLG: 0.352			X SI 91 0-0 6 G6-3 3B		B FC 86 S CH 84 B CU 74 X FC 85 2-1 2 S 2 1B 1B		X FC 85 0-0 ① F8	B FF 93 B SL 80 S FF 94 F SL 80 B FF 95 X SL 80 3-2 6 S 2B		4	2	3	0	0	0	0
6 John McDonald, R (1, 6) OBP: 0.250, SLG: 0.295			C FC 87 X CU 75 0-1 ① G6-3 3-H		C FF 90 F FF 91 X SI 91 0-2 ② F8		B SI 92 X SI 91 1-0 ② P4	C FF 94 X FF 94 0-1 ③ P6 2-3		4	0	0	1	0	0	2
Inning Stats	R: 0 E: 1 K: 1 S: 8 H: 0 LOB: 1 BB: 0 P: 8	R: 0 E: 0 K: 3 S: 11 H: 0 LOB: 0 BB: 0 P: 15	R: 1 E: 0 K: 2 S: 12 H: 2 LOB: 1 BB: 0 P: 14	R: 0 E: 0 K: 1 S: 7 H: 0 LOB: 0 BB: 0 P: 13	R: 1 E: 0 K: 1 S: 12 H: 2 LOB: 1 BB: 0 P: 18	R: 1 E: 1 K: 1 S: 11 H: 2 LOB: 1 BB: 0 P: 15	R: 0 E: 0 K: 0 S: 5 H: 0 LOB: 0 BB: 0 P: 6	R: 4 E: 0 K: 1 S: 16 H: 5 LOB: 1 BB: 0 P: 22		1B: 6 2B: 1 3B: 1 HR: 3 SF: 1 SAC: 0 DP: 0 HBP: 0						

PITCHER		IP	WLS	BF	H	R	ER	SO	BB	IBB	HBP	BLK	WP	HR	S	P	ERA	WHIP
33 Cliff Lee, L ERA: 2.92	(1, 1)	7.1	L	33	10	7	6	9	0	0	0	0	0	3	74	99	7.36	1.364
40 Michael Stutes, R ERA: 2.73	(8, 1)	0.2		3	1	0	0	1	0	0	0	0	0	0	8	12	0.00	1.500

PITCHER	IP	WLS	BF	H	R	ER	SO	BB	IBB	HBP	BLK	WP	HR	S	P	ERA	WHIP

BOTTOM

Philadelphia Phillies @ Toronto Blue Jays

Rogers Centre, Toronto, ON

Sun Jul 03 2011, 1:08 PM - 3:33 PM EDT

Att. 26,204 - Sunny - 73 F

livebaseballscorecards.com

AB	35
R	7
H	11
RBI	7
BB	0
SO	10
LOB	10

WP: 0 PA: 36
PB: 0
SB: 3
CS: 0

Toronto Blue Jays @ Boston Red Sox

Fenway Park, Boston, MA

Mon Jul 04 2011, 1:36 PM - 5:12 PM EDT

Att. 38,072 - Partly Cloudy - 83 F

TOP

livebaseballscorecards.com

Batter	1	2	3	4	5	6	7	8	9	AB	R	H	RBI	BB	SO	LOB
11 Rajai Davis, R (1, 8) OBP: 0.263, SLG: 0.361	C FF 93 B FF 93 X FF 93 1-1 19 S 19 E 2B	C FF 93 S FC 82 B FF 93 1 SAFE X FC 89 1-2 ③ P4		S SL 85 B SL 86 F SL 86 X SI 88 1-2 ① F9		B FF 91 B FC 90 B FC 91 C FC 91 F FC 91 X FC 90 3-2 ③ P6		B FF 92 X FF 91 1-0 1-H 2B		5	1	2	1	0	0	2
14 Eric Thames, L (1, 7) OBP: 0.372, SLG: 0.550	C CU 80 B FC 87 X CH 84 1-1 ① F8		S FF 88 B FF 88 F CU 79 X FF 94 1-2 19 1B 26 1B 1B	C SL 88 F FF 83 B FF 89 X SL 84 1-2 ② P3			C FC 90 C CU 79 X SI 94 0-2 ① F9	C CU 79 B CU 78 B CH 84 B FF 95 B FF 95 4-1 19 PO BB		4	1	1	0	1	0	1
19 José Bautista, R (1, 5) OBP: 0.467, SLG: 0.679	C FF 93 B FF 95 F FF 94 X FF 95 1-2 ② G4-3 2-H		1 SAFE C FF 93 F FF 93 B FF 94 B FF 93 F FF 94 D FC 90 X FF 94 3-2 26 1B 2 1B 1-2 1B	S SL 85 B SL 83 B SL 85 C SL 84 B FF 89 X SL 82 3-2 ③ F9			X FF 92 0-0 ② G5-3	1 SAFE 0-0 ③ PO 1-2	F SL 89 C SI 94 B SI 94 X SI 95 1-2 ① G5-3	5	1	1	0	0	0	0
26 Adam Lind, L (1, 3) OBP: 0.364, SLG: 0.552	S FF 95 F SI 92 B FF 94 S FC 89 1-3 ③ K		B FC 88 B CH 86 F CU 80 B FC 87 F FF 93 X FF 93 3-2 2 1B 45 2B 1-2 2-H 1B		B SL 84 X SI 89 1-0 ① G3		F SI 92 B SI 94 B FF 95 B FC 92 B CU 80 4-1 10 E 10 E BB		B SL 86 B SL 88 B SI 94 B SI 94 4-0 2 1B BB	3	2	1	1	2	1	0
10 Edwin Encarnación, R (1, 10) OBP: 0.275, SLG: 0.404		B FF 92 B FF 92 F FF 92 S FF 92 X SI 93 2-2 ① F7	B FC 85 F FC 88 B FC 88 X FC 87 2-1 ① F8		C SI 89 F SL 84 X SL 84 0-2 ② L6		B FF 90 C CU 77 S FF 91 B SI 94 1 SAFE B SL 83 X FF 92 3-2 1-H E5		B SL 89 C SL 87 S SI 94 X SL 88 1-2 ② L7	5	0	0	0	0	0	3
2 Aaron Hill, R (1, 4) OBP: 0.286, SLG: 0.347		B FF 93 X FF 93 1-0 HR	B FC 88 S FF 93 B FF 88 B FC 87 C FF 93 X FF 94 3-2 45 2B 1-2 2-H 1B		B SL 86 X SL 86 1-0 ③ G6-3		B SI 93 C CU 78 F FC 90 B SI 92 F FF 93 F FF 92 F FF 92 B FF 92 X FF 92 3-2 ③ G5-3		B SI 96 B SI 96 B SI 95 C SI 96 X SI 96 3-1 1-2 1B	5	2	3	2	0	0	1
45 Travis Snider, L (1, 9) OBP: 0.291, SLG: 0.315	B FF 93 B CU 79 X FF 92 2-0 6 1B 2B	F FF 92 S CH 85 B FF 92 X CU 81 1-2 1-H 2-H 2B				B FF 94 X FC 92 1-0 8 SH1-3 2B		B FF 93 B FF 94 F FF 90 X CH 85 2-1 ① G3	X SI 95 0-0 ③ G5-3	5	1	3	2	0	0	2
8 José Molina, R (1, 2) OBP: 0.370, SLG: 0.427		C FF 93 S FC 89 B FC 88 S FC 88 1-3 ② K	X SI 89 0-0 ② F9			X FC 90 0-0 ① SH1-3 2-3		S SI 93 C CU 80 S CU 80 0-3 ② K		3	0	0	0	0	2	2
6 John McDonald, R (1, 6) OBP: 0.257, SLG: 0.302		F FF 94 X FC 88 0-1 2-H 1B	F SL 86 F FF 89 X SL 84 0-2 ③ F7			B CU 81 F FF 92 C FS 87 F FF 93 F FF 94 X FF 93 1-2 ② P3		B CU 79 C CU 79 C FF 91 X CU 80 1-2 11 2B 1B		4	1	2	1	0	0	2
Inning Stats	R: 1 E: 0 K: 1 S: 10 H: 1 LOB: 0 BB: 0 P: 14	R: 2 E: 0 K: 1 S: 13 H: 3 LOB: 1 BB: 0 P: 20	R: 4 E: 0 K: 0 S: 22 H: 5 LOB: 1 BB: 0 P: 35	R: 0 E: 0 K: 0 S: 9 H: 0 LOB: 0 BB: 0 P: 14	R: 0 E: 0 K: 0 S: 5 H: 0 LOB: 0 BB: 0 P: 7	R: 0 E: 0 K: 0 S: 10 H: 1 LOB: 1 BB: 0 P: 15	R: 1 E: 1 K: 0 S: 14 H: 0 LOB: 1 BB: 1 P: 24	R: 1 E: 0 K: 1 S: 10 H: 2 LOB: 1 BB: 1 P: 18	R: 0 E: 0 K: 0 S: 9 H: 1 LOB: 2 BB: 1 P: 18	1B: 7 2B: 5 3B: 0 HR: 1 SF: 0 SAC: 1 DP: 0 HBP: 0						

	AB	39
	R	9
	H	13
	RBI	7
	BB	3
	SO	3
	LOB	13

WP: 0 PB: 0 SB: 1 CS: 0 PA: 44

PITCHER		IP	WLS	BF	H	R	ER	SO	BB	IBB	HBP	BLK	WP	HR	S	P	ERA	WHIP
41 John Lackey, R ERA: 7.47	(1, 1)	2.1	L	16	9	7	7	2	0	0	0	0	0	1	41	65	27.00	3.857
35 Dan Wheeler, R ERA: 5.33	(3, 1)	2.2		8	0	0	0	0	0	0	0	0	0	0	18	25	0.00	0.000
91 Alfredo Aceves, R ERA: 3.74	(6, 1)	2.2		13	3	2	1	1	1	0	0	0	0	0	33	52	3.38	1.500
46 Franklin Morales, L ERA: 3.79	(8, 1)	0.1		1	0	0	0	0	1	0	0	0	0	0	1	5	0.00	3.000
32 Matt Albers, R ERA: 2.87	(9, 1)	1.0		5	1	0	0	0	1	0	0	0	0	0	9	18	0.00	2.000

PITCHER	IP	WLS	BF	H	R	ER	SO	BB	IBB	HBP	BLK	WP	HR	S	P	ERA	WHIP

Toronto Blue Jays @ Boston Red Sox

Fenway Park, Boston, MA

Mon Jul 04 2011, 1:36 PM - 5:12 PM EDT

Att. 38,072 - Partly Cloudy - 83 F

BOTTOM

livebaseballscorecards.com

Batter	1	2	3	4	5	6	7	8	9	AB	R	H	RBI	BB	SO	LOB
2 Jacoby Ellsbury, L (1, 8) OBP: 0.370, SLG: 0.464	B FF 92 X FF 90 1-0 15 FC6-4 1B		C FF 94 B FS 89 S FS 86 X FF 96 1-2 ③ F9		B FF 95 C FF 95 B FS 89 X FF 95 2-1 15 PB 1-H 2-H 3B		C SI 94 B CH 84 X SI 94 1-1 15 1B		B FF 94 C FF 95 B FF 95 X FF 95 2-1 15 S 1B	5	1	4	2	0	0	1
15 Dustin Pedroia, R (1, 4) OBP: 0.394, SLG: 0.404	P PO 89 C SL 88 C SL 88 X SL 88 1-2 ① FC6-4 28 CS 1-2f			B SL 87 B FF 94 X FF 94 2-0 ① F7	C FF 97 B FF 97 B SL 90 B SL 89 F FF 97 B FF 98 4-2 28 2B 3-H BB		C SI 93 F CH 82 F CH 84 D SL 82 F SI 94 B SI 93 X CH 84 2-2 28 G3-6-1 1-2 1B		B FF 96 B FF 95 B FF 96 C FF 95 S FF 96 S FF 97 3-3 ① K 1-2	4	1	1	0	1	1	2
28 Adrián González, L (1, 3) OBP: 0.404, SLG: 0.586	B FF 93 F SL 88 B FS 88 S SL 90 F FF 94 B FF 96 1 SAFE S SL 89 3-3 ②③ K 1-2			S FF 94 F SL 89 F SL 89 B FF 95 F FF 97 X SI 90 1-2 ② G4-3	C SL 89 B FF 92 X FF 95 1-1 1-H 2B		C SI 94 F SI 92 X CH 83 0-2 ②③ G3-6-1 1-2f		B FF 96 F FS 87 S FF 96 B FF 97 S FS 87 2-3 ② K	5	0	1	1	0	2	4
20 Kevin Youkilis, R (1, 5) OBP: 0.393, SLG: 0.474 60 Yamaico Navarro, R (4, PR) OBP: 0.429, SLG: 0.857 (5, 5)		C FF 94 X FF 94 0-1 ① P4		F FF 94 B FF 94 H FF 93 2-1 34 FC6-5 HBP	C SL 87 B SL 89 S FF 96 X FC 91 1-2 ③ G4-3			F FF 93 B SL 84 F FF 94 B CH 87 X SI 94 2-2 34 2B 39 3B 1B	S FF 96 B FF 97 C FF 97 S FF 96 1-3 ③ K	1 3	0 1	0 1	0 0	0 1	0 2	0 2
34 David Ortiz, L (1, 10) OBP: 0.383, SLG: 0.564		B SL 88 C FF 93 B FS 88 B FS 88 F SL 87 S FF 96 3-3 ② K		F SL 87 D FS 88 C FF 95 X SL 87 1-2 ③ FC6-5 1-2f		B FF 90 B SI 92 B FF 92 B FF 92 4-0 39 G5-3 BB		X FF 95 0-0 39 3B 1-3 2B		3	1	1	0	1	1	1
16 Josh Reddick, L (1, 7) OBP: 0.455, SLG: 0.638 54 Darnell McDonald, R (6, PH) OBP: 0.185, SLG: 0.233 (7, 7)		C KC 80 F FS 88 S SL 90 0-3 K 39 PO			F SI 93 X FS 86 0-1 ① F7	B SI 93 F SI 92 F SI 93 S SI 92 1-3 ① K		S SL 86 C FF 94 D FF 94 B SL 87 S SL 83 2-3 ① K		2 2	0 0	0 0	0 0	0 0	1 2	0 3
39 Jarrod Saltalamacchia, S (1, 2) OBP: 0.325, SLG: 0.433	B FF 93 1 SAFE 1-0 ③ PO 1-2	C FF 91 X SL 87 0-1 ① G3			C FF 95 S FF 96 B FF 96 B SL 90 F SI 90 B SL 89 F FF 96 S FF 97 3-3 ② K	X CH 84 0-0 ② G5-3 1-2		B SL 84 B FF 94 X FF 94 2-0 7 SF7 2-H 3-H 3B		4	1	1	2	0	1	1
7 J.D. Drew, L (1, 9) OBP: 0.331, SLG: 0.322		C SI 93 B FF 92 B SL 88 B SI 92 F FF 92 S FF 95 3-3 ② K		B FF 93 F FF 94 X FF 95 1-1 10 BB 2 3B 1B	B SI 92 C SL 83 B SL 82 B SI 94 C SI 94 S SL 83 3-3 ③ K			F FF 95 B FF 94 3 SAFE X FF 94 1-1 ② SF7 3-H		3	1	1	1	0	2	1
10 Marco Scutaro, R (1, 6) OBP: 0.331, SLG: 0.369			B SI 94 B FF 94 B FF 92 C FF 94 C FF 95 X FF 96 3-2 1B	C SL 87 B SL 89 B SL 89 B FF 96 B FF 96 4-1 2 3B 1-2 BB		B SI 92 B SI 94 C SI 93 F SI 94 F CH 83 X CH 83 2-2 ① G5-3	B SL 84 F SL 84 B CH 88 C FF 93 C FF 93 2-3 ③ K		3	1	1	0	1	1	0

Inning Stats	R: 0 E: 0 K: 1 S: 9	H: 1 LOB: 1 BB: 0 P: 13	R: 0 E: 0 K: 2 S: 8	H: 0 LOB: 0 BB: 0 P: 12	R: 0 E: 0 K: 1 S: 11	H: 1 LOB: 1 BB: 0 P: 18	R: 0 E: 0 K: 0 S: 10	H: 0 LOB: 1 BB: 0 P: 16	R: 4 E: 0 K: 1 S: 19	H: 3 LOB: 1 BB: 2 P: 35	R: 0 E: 0 K: 2 S: 7	H: 0 LOB: 1 BB: 1 P: 15	R: 0 E: 0 K: 0 S: 14	H: 2 LOB: 1 BB: 0 P: 19	R: 3 E: 0 K: 2 S: 13	H: 3 LOB: 0 BB: 0 P: 22	R: 0 E: 0 K: 3 S: 11	H: 1 LOB: 1 BB: 0 P: 19	1B: 7 2B: 3 3B: 2 HR: 0	SF: 1 SAC: 0 DP: 2 HBP: 1	WP: 1 PB: 1 SB: 1 CS: 1	PA: 41
---	---	---	---	---	---	---	---	---	---	---	---	---	---	---	---	---	---	---	---	---	---	---

PITCHER	IP	WLS	BF	H	R	ER	SO	BB	IBB	HBP	BLK	WP	HR	S	P	ERA	WHIP
23 Brandon Morrow, R (1, 1) ERA: 4.73	5.0	W	23	5	4	4	5	3	0	1	0	1	0	57	98	7.20	1.600
47 Luis Perez, L (6, 1) ERA: 3.45	2.0	H	7	2	0	0	2	0	0	0	0	0	0	21	30	0.00	1.000
54 Jason Frasor, R (8, 1) ERA: 3.41	1.0		6	3	3	3	2	0	0	0	0	0	0	13	22	27.00	3.000
50 Frank Francisco, R (9, 1) ERA: 4.81	1.0	S	4	1	0	0	3	0	0	0	0	0	0	11	19	0.00	1.000

PITCHER	IP	WLS	BF	H	R	ER	SO	BB	IBB	HBP	BLK	WP	HR	S	P	ERA	WHIP

AB	35
R	7
H	11
RBI	6
BB	3
SO	12
LOB	15

Toronto Blue Jays @ Boston Red Sox

Fenway Park, Boston, MA

Tue Jul 05 2011, 7:10 PM - 9:48 PM EDT

Att. 37,745 - Partly Cloudy - 82 F

livebaseballscorecards.com

TOP

Batter	1	2	3	4	5	6	7	8	9	AB	R	H	RBI	BB	SO	LOB
11 Rajai Davis, R (1, 8) OBP: 0.260, SLG: 0.357 14 Eric Thames, L (8, PH) OBP: 0.368, SLG: 0.543 (8, 9)	F FF 93 C FF 94 B FF 95 S FC 91 1-3 K	X FF 95 0-0 P5				X SL 88 0-0 B2-3		X FF 98 0-0 F7		3 1	0 0	0 0	0 0	0 0	1 0	1 1
16 Corey Patterson, L (1, 7) OBP: 0.293, SLG: 0.393	F FF 93 F FF 93 X CU 77 0-2 G3-1			C FC 86 S SI 91 F FF 94 F FC 86 X FC 88 0-2 G1-3		B SI 93 L SL 85 S SI 93 B SI 92 F SI 94 F SL 87 F SL 86 F SL 86 B SI 94 4-2 F SI 94 B SI 94 26 CS 19 1B BB			C FF 94 F FF 94 B FF 95 X FS 88 1-2 19 HR 1B	3	1	1	0	1	0	0
19 José Bautista, R (1, 5) OBP: 0.467, SLG: 0.687	C FF 95 C CH 87 T FF 95 0-2 K			B CH 85 C FC 88 X FF 93 1-1 F8		1 SAFE X SI 92 0-0 1-2 1B			F FF 96 D SL 81 B SL 81 X FF 94 2-1 1-H HR	4	1	2	2	0	1	0
26 Adam Lind, L (1, 3) OBP: 0.358, SLG: 0.542		S FF 93 B CU 75 X FF 94 1-1 L5		B CU 73 F CH 88 B FC 87 S FC 88 C FC 85 2-3 K		B SL 84 F SL 86 1-1 CS 2-3	B FF 94 C FF 94 B SL 82 X FF 94 2-1 F7		S FF 96 F FF 94 S SL 82 0-3 K	4	0	0	0	0	2	0
10 Edwin Encarnación, R (1, 10) OBP: 0.275, SLG: 0.402		C FF 94 F CU 76 B FF 94 B FF 94 T FC 90 2-2 K			F SI 92 C SI 92 B SL 88 S SI 93 1-3 K		S FF 95 X CU 80 0-2 P5		C FF 94 X FF 94 0-1 9 BB 6 1B 1B	4	0	1	0	0	2	0
45 Travis Snider, L (1, 9) OBP: 0.280, SLG: 0.302 (8, 8)		F SI 93 S FF 95 B FF 96 B CU 78 S FF 96 2-3 K			F SI 93 C SL 85 B SI 94 C SI 95 1-3 K		B FF 94 F FF 93 F FF 93 B SL 80 F FF 94 B CH 86 X FF 94 3-2 F8		X FF 94 0-0 F7	4	0	0	0	0	2	1
9 J.P. Arencibia, R (1, 2) OBP: 0.278, SLG: 0.433			B FC 84 B FC 84 S FF 92 F FF 94 F FC 87 B FF 95 B CH 86 4-2 18 G6-3 BB		B SL 88 F SI 94 B SI 94 B SL 87 B SI 94 4-1 BB			B FF 99 S FF 98 S SL 86 S FF 99 1-3 K	B FF 95 B FS 89 F FF 94 B SL 82 C SL 81 1 SAFE B FF 95 4-2 6 1B 1-2 BB	1	0	0	0	3	1	0
6 John McDonald, R (1, 6) OBP: 0.264, SLG: 0.308			C SI 93 X CH 85 0-1 P4		X SI 93 0-0 G6-3			B FF 99 F FF 98 F FF 98 X SI 100 1-2 1B	C FF 94 S FS 91 X FF 95 0-2 1-2 2-H 1B	4	0	2	0	0	0	2
18 Mike McCoy, R (1, 4) OBP: 0.325, SLG: 0.296 2 Aaron Hill, R (8, PH) OBP: 0.285, SLG: 0.346 (8, 4)			B FF 94 B FF 94 T FF 94 X FF 93 2-1 G6-3 1-2			C SI 92 C SI 92 X SI 92 0-2 G6-3		C FF 98 F SL 83 X SL 82 0-2 L7		2 1	0 0	0 0	0 0	0 0	0 0	1 1

Inning Stats																																			
	R: 0	E: 0	K: 2	S: 9	H: 0	LOB: 0	BB: 0	P: 10	R: 0	E: 0	K: 2	S: 8	H: 0	LOB: 0	BB: 0	P: 13	R: 0	E: 0	K: 0	S: 8	H: 0	LOB: 1	BB: 1	P: 14	R: 0	E: 0	K: 1	S: 10	H: 0	LOB: 0	BB: 0	P: 13	R: 0	E: 0	K: 2	S: 8	H: 0	LOB: 1	BB: 1	P: 14
	R: 0	E: 0	K: 0	S: 13	H: 1	LOB: 1	BB: 1	P: 18	R: 0	E: 0	K: 0	S: 9	H: 0	LOB: 0	BB: 0	P: 14	R: 0	E: 0	K: 1	S: 10	H: 1	LOB: 1	BB: 0	P: 12	R: 2	E: 0	K: 1	S: 16	H: 4	LOB: 2	BB: 1	P: 23	1B: 5	2B: 0	3B: 0	HR: 1	SF: 0	SAC: 0	DP: 0	HBP: 0	WP: 0	PB: 0	SB: 0	CS: 1	PA: 36

PITCHER		IP	WLS	BF	H	R	ER	SO	BB	IBB	HBP	BLK	WP	HR	S	P	ERA	WHIP
31 Jon Lester, L ERA: 3.31	(1, 1)	4.0		13	0	0	0	5	1	0	0	0	0	0	35	50	0.00	0.250
32 Matt Albers, R ERA: 2.7	(5, 1)	2.0	W	8	1	0	0	2	2	0	0	0	0	0	21	32	0.00	1.500
46 Franklin Morales, L ERA: 3.6	(7, 1)	1.0	H	3	0	0	0	0	0	0	0	0	0	0	9	14	0.00	0.000
51 Daniel Bard, R ERA: 2.2	(8, 1)	1.0	H	4	1	0	0	1	0	0	0	0	0	0	10	12	0.00	1.000
58 Jonathan Papelbon, R ERA: 4.01	(9, 1)	1.0	S	7	4	2	2	1	1	0	0	0	0	1	16	23	18.00	5.000

PITCHER		IP	WLS	BF	H	R	ER	SO	BB	IBB	HBP	BLK	WP	HR	S	P	ERA	WHIP

AB	31
R	2
H	6
RBI	2
BB	4
SO	9
LOB	7

BOTTOM

Toronto Blue Jays @ Boston Red Sox

Fenway Park, Boston, MA

Tue Jul 05 2011, 7:10 PM - 9:48 PM EDT

Att. 37,745 - Partly Cloudy - 82 F

livebaseballscorecards.com

Batter	1	2	3	4	5	6	7	8	9	AB	R	H	RBI	BB	SO	LOB
2 Jacoby Ellsbury, L (1, 8) OBP: 0.366, SLG: 0.459	C FF 88 B FF 89 B SI 88 F SL 84 X SL 81 2-2 G4-3 ①	C CH 82 X FF 89 0-1 P5 ③			B CU 76 C FF 88 S CH 80 S CH 81 1-3 K ②		L FF 86 F CH 78 X FF 88 0-2 G4-3 ①			4	0	0	0	0	1	1
10 Marco Scutaro, R (1, 6) OBP: 0.329, SLG: 0.366	C FF 90 C FF 88 F FF 91 F SL 80 F FF 91 X FF 91 0-2 F9 ②		C FF 86 C CH 80 X CH 80 0-2 F8 ①		C SI 86 B SL 82 B CH 82 C FF 90 X FF 90 2-2 28 1B 1B		C CU 77 X CH 80 0-1 G6-3 ②			4	0	1	0	0	0	0
28 Adrián González, L (1, 3) OBP: 0.405, SLG: 0.583	B SL 84 C FF 90 S SL 84 H CH 84 2-2 HBP		C SL 80 B SL 82 B FF 88 S CH 82 S SL 82 2-3 K ②		X CH 81 0-0 **1-2** 1B		C FF 87 F FF 90 S FF 89 0-3 K ③			3	0	1	0	0	2	0
15 Dustin Pedroia, R (1, 4) OBP: 0.392, SLG: 0.411	B FF 89 T FF 90 F CH 81 T FF 90 1-2 K ③		B CH 82 F FF 89 C CH 82 X FF 90 1-2 HR		C FF 87 B CU 79 X CH 80 1-1 F8 ③			C SI 86 F SL 84 B FF 90 X FF 90 1-2 F9 ①		4	1	1	1	0	1	3
34 David Ortiz, L (1, 10) OBP: 0.385, SLG: 0.565		B FF 87 F SL 83 C SL 82 X FF 87 1-2 54 G4-3 33 2B 2B	B SL 82 X FF 90 1-0 F7 ③			C CH 78 B CH 82 B SL 81 B CH 80 F FF 88 B CH 82 4-2 7 BB BB		B FF 89 C SL 83 B CH 81 B FF 88 C SL 84 S SL 84 3-3 K ②		3	1	1	0	1	1	0
54 Darnell McDonald, R (1, 7) OBP: 0.188, SLG: 0.234		X FF 88 0-0 G4-3 ① 2-3		C FF 86 X CH 80 0-1 G5-3 ①		X SI 87 0-0 F9 ①		F CH 83 B CH 83 X FF 91 1-1 1B		4	0	1	0	0	0	2
33 Jason Varitek, S (1, 2) OBP: 0.336, SLG: 0.427		X SI 87 0-0 7 E 2B 3-H		C CH 80 S CH 81 F CU 80 C FF 90 0-3 K ②		X SI 87 0-0 F8 ②		F CH 82 C FF 92 1 SAFE B CH 81 X FF 91 1-2 F9 ③		4	1	1	1	0	1	2
7 J.D. Drew, L (1, 9) OBP: 0.331, SLG: 0.319		C FF 89 B SI 88 F SL 82 F FF 89 X CU 79 1-2 E4 2-H		B CU 78 S CH 82 C SL 81 B FF 91 F CH 83 X SL 84 2-2 G4-3 ③		B SL 84 B FF 88 D CH 82 B FF 89 4-0 60 FC6-4 1-2 BB				2	0	0	0	1	0	0
60 Yamaico Navarro, R (1, 5) OBP: 0.300, SLG: 0.600		X FF 88 0-0 P6 ②			C CH 79 F CH 80 X FF 87 0-2 G4-3 ①	C CH 81 X SI 87 0-1 FC6-4 ③ 1-2f				3	0	0	0	0	0	3
Inning Stats	R: 0 E: 0 K: 1 S: 14 H: 0 LOB: 1 BB: 0 P: 19	R: 2 E: 1 K: 0 S: 12 H: 2 LOB: 1 BB: 0 P: 14	R: 1 E: 0 K: 1 S: 10 H: 1 LOB: 0 BB: 0 P: 14	R: 0 E: 0 K: 1 S: 10 H: 0 LOB: 0 BB: 0 P: 12	R: 0 E: 0 K: 1 S: 12 H: 2 LOB: 2 BB: 0 P: 16	R: 0 E: 0 K: 0 S: 6 H: 0 LOB: 2 BB: 2 P: 14	R: 0 E: 0 K: 1 S: 8 H: 0 LOB: 0 BB: 0 P: 8	R: 0 E: 0 K: 1 S: 11 H: 1 LOB: 1 BB: 0 P: 17		1B: 3 2B: 2 3B: 0 HR: 1	SF: 0 SAC: 0 DP: 0 HBP: 1			WP: 0 PB: 0 SB: 0 CS: 0	PA: 34	

	AB	31
	R	3
	H	6
	RBI	2
	BB	2
	SO	6
	LOB	11

PITCHER	IP	WLS	BF	H	R	ER	SO	BB	IBB	HBP	BLK	WP	HR	S	P	ERA	WHIP
27 Brett Cecil, L (1, 1) ERA: 6.11	8.0	L	34	6	3	2	6	2	0	1	0	0	1	83	114	2.25	1.000

PITCHER	IP	WLS	BF	H	R	ER	SO	BB	IBB	HBP	BLK	WP	HR	S	P	ERA	WHIP

Toronto Blue Jays @ Boston Red Sox

Fenway Park, Boston, MA

Wed Jul 06 2011, 7:09 PM - 10:28 PM EDT

Att. 37,404 - Clear - 87 F

TOP

livebaseballscorecards.com

Batter	1	2	3	4	5	6	7	8	9	AB	R	H	RBI	BB	SO	LOB
5 Yunel Escobar, R (1, 6) OBP: 0.369, SLG: 0.449	C KN 66 B KN 66 X KN 66 1-1 14 G4-3 19 1B 2B		X KN 66 0-0 14 G3 26 1B 1-2 1B		X KN 66 0-0 19 1B 1B		B KN 67 B KN 67 X FF 73 2-0 ② F9		B FF 96 C FF 96 X SL 80 1-1 14 DI 2-H 1B	5	2	4	1	0	0	0
14 Eric Thames, L (1, 7) OBP: 0.359, SLG: 0.518	C KN 68 B KN 67 F KN 66 F KN 68 X KN 67 1-2 G4-3 2-3		X KN 67 0-0 ① G3 1-2 2-3		C KN 68 S T KN 62 0-2 ② K		S KN 67 B KN 60 B KN 67 B KN 66 B FF 74 4-1 19 PB BB		S FS 89 C FF 94 F FF 95 B FF 96 F FS 89 S FF 96 1-3 ③ K 1-2	4	0	0	0	1	2	5
19 José Bautista, R (1, 5) OBP: 0.468, SLG: 0.687	F KN 68 D KN 68 D KN 68 S KN 68 F KN 68 X KN 68 2-2 10 PB 3-H 1B		X KN 67 0-0 ② SF7 3-H		B KN 66 S KN 66 X KN 67 1-1 1-2 1B		B KN 68 S KN 67 F KN 67 B KN 68 C KN 68 2-3 ③ K 1-2			3	0	2	2	0	1	1
26 Adam Lind, L (1, 3) OBP: 0.357, SLG: 0.538	C KN 66 X KN 66 0-1 ② F7		X KN 66 0-0 2-H 1B		X KN 67 0-0 ③ P4			C FF 98 X SL 84 0-1 ① G3-1		4	0	1	1	0	0	3
10 Edwin Encarnación, R (1, 10) OBP: 0.270, SLG: 0.395	1 SAFE S KN 66 X KN 66 0-1 ③ G5-3 1-2		S KN 66 C KN 67 B KN 67 S KN 67 1-3 ③ K			B KN 64 B KN 66 F FF 73 B KN 66 F FF 73 F FF 74 C KN 67 3-3 ① K		T SL 85 F SI 99 B SL 86 F SL 84 F SI 98 S SL 81 1-3 ② K		4	0	0	0	0	3	2
2 Aaron Hill, R (1, 4) OBP: 0.281, SLG: 0.341		B KN 66 F KN 65 B KN 65 F KN 66 F KN 67 F KN 66 F KN 67 C CU 60 2-3 ① K		C KN 65 F KN 65 F KN 67 X KN 66 0-2 ① G1-3		B KN 66 C FF 74 S KN 66 X KN 67 1-2 ② G5-3		B SL 87 B SL 86 F FF 90 S FF 90 S SL 85 2-3 ③ K		4	0	0	0	0	2	0
45 Travis Snider, L (1, 9) OBP: 0.288, SLG: 0.320		B KN 67 C KN 67 X KN 66 1-1 9 CS 1B		F KN 67 B KN 67 B KN 66 C KN 68 X KN 66 2-2 ② F9		C KN 68 S KN 61 F KN 68 F KN 62 B KN 68 B KN 68 X KN 60 2-2 9 PB 2B			B FF 94 B FF 94 F FF 94 F FF 95 F FF 96 S FF 96 2-3 ① K	4	0	2	0	0	1	0
9 J.P. Arencibia, R (1, 2) OBP: 0.278, SLG: 0.428 18 Mike McCoy, R (9, PR) OBP: 0.325, SLG: 0.296	B KN 66 S KN 65 F KN 67 T KN 68 1-2 ②③ K 1-2		B KN 66 X KN 66 1-0 ③ F7			B KN 66 S KN 66 S KN 66 X KN 66 1-2 ③ F9 2-3			B FF 96 H FF 96 2-0 16 DI 5 1B HBP	3 0	0 1	0 0	0 0	0 0	1 0	2 0
11 Rajai Davis, R (1, 8) OBP: 0.261, SLG: 0.356 16 Corey Patterson, L (9, PH) OBP: 0.292, SLG: 0.392			F KN 65 B KN 67 B KN 66 X KN 66 2-1 14 G3 5 1B 19 SF7 1B		C KN 66 S KN 66 F KN 67 F KN 66 S KN 60 0-3 ① K		S KN 65 X KN 65 0-1 ① L9		F FF 94 C FF 96 S FF 95 0-3 ② K 1-2	3 1	1 0	1 0	0 0	0 0	1 1	0 1
Inning Stats	R: 1 E: 0 K: 0 S: 14 H: 2 LOB: 1 BB: 0 P: 18	R: 0 E: 0 K: 2 S: 11 H: 1 LOB: 0 BB: 0 P: 15	R: 2 E: 0 K: 1 S: 9 H: 3 LOB: 1 BB: 0 P: 12	R: 0 E: 0 K: 0 S: 8 H: 0 LOB: 0 BB: 0 P: 11	R: 0 E: 0 K: 2 S: 12 H: 2 LOB: 2 BB: 0 P: 13	R: 0 E: 0 K: 1 S: 15 H: 1 LOB: 1 BB: 0 P: 22	R: 0 E: 0 K: 1 S: 7 H: 0 LOB: 1 BB: 1 P: 15	R: 0 E: 0 K: 2 S: 10 H: 0 LOB: 0 BB: 0 P: 13	R: 1 E: 0 K: 3 S: 14 H: 1 LOB: 2 BB: 0 P: 20	1B: 8 2B: 2 3B: 0 HR: 0 SF: 1 SAC: 0 DP: 0 HBP: 1						

AB	35
R	4
H	10
RBI	4
BB	1
SO	12
LOB	14

WP: 0 PA: 38
PB: 3
SB: 0
CS: 1

PITCHER		IP	WLS	BF	H	R	ER	SO	BB	IBB	HBP	BLK	WP	HR	S	P	ERA	WHIP
49 Tim Wakefield, R ERA: 4.74	(1, 1)	7.0	W	30	9	3	3	7	1	0	0	0	0	0	76	106	3.86	1.429
51 Daniel Bard, R ERA: 2.16	(8, 1)	0.2	H	2	0	0	0	1	0	0	0	0	0	0	7	8	0.00	0.000
35 Dan Wheeler, R ERA: 5.27	(8, 1)	0.1	H	1	0	0	0	1	0	0	0	0	0	0	3	5	0.00	0.000
58 Jonathan Papelbon, R ERA: 4.15	(9, 1)	1.0	S	5	1	1	1	3	0	0	1	0	0	0	14	20	9.00	1.000

PITCHER	IP	WLS	BF	H	R	ER	SO	BB	IBB	HBP	BLK	WP	HR	S	P	ERA	WHIP

Toronto Blue Jays @ Boston Red Sox

Fenway Park, Boston, MA

Wed Jul 06 2011, 7:09 PM - 10:28 PM EDT

Att. 37,404 - Clear - 87 F

livebaseballscorecards.com

BOTTOM

Batter	1	2	3	4	5	6	7	8	9	AB	R	H	RBI	BB	SO	LOB
2 Jacoby Ellsbury, L (1, 8) OBP: 0.369, SLG: 0.475	B FF 91 X FF 91 1-0 HR		X FF 94 0-0 ② G6-3	B SL 87 B SI 93 X FF 93 2-0 15 S 2-H 3-H 2B		C CH 82 B FF 89 C SL 80 F SL 80 X SL 75 1-2 2B		B FC 93 C FF 94 X FC 92 1-1 ③ G4-3		5	1	3	3	0	0	0
10 Marco Scutaro, R (1, 6) OBP: 0.333, SLG: 0.361	X SI 91 0-0 ① G6-3		C SI 92 B SI 90 B CH 84 B SI 90 B FF 91 4-1 BB	B SI 92 B CH 84 D SI 90 C FF 92 B SI 91 4-1 BB		F SL 79 X SI 85 0-1 ③ G1-3				2	0	0	0	2	0	1
15 Dustin Pedroia, R (1, 4) OBP: 0.391, SLG: 0.409	B FF 90 F CH 85 B CH 85 F FF 93 X CU 78 2-2 34 G4-6-3 1B		B CH 83 F CH 83 F CH 81 D CU 78 B FF 93 F CH 83 F CU 77 X SL 81 3-2 ③ P2	C CH 83 C FF 93 X CH 83 0-2 ③ G1-3 2-3			B FF 90 X SL 85 1-0 ① P4			4	0	1	0	0	0	3
34 David Ortiz, L (1, 10) OBP: 0.383, SLG: 0.559	C SL 85 C FF 93 X SL 85 0-2 ②③ G4-6-3 1-2f			S SI 89 B FF 89 B FF 92 B CH 84 C CH 84 F CH 84 S SL 86 3-3 ① K	B SI 90 C CH 82 X CH 84 1-1 ① F7		B CH 85 B SL 85 C FF 91 B SL 84 B SL 85 4-1 20 2B BB			3	0	0	0	1	1	1
20 Kevin Youkilis, R (1, 3) OBP: 0.397, SLG: 0.496		B FF 91 X FF 92 1-0 HR		B CH 83 B SI 90 C CH 84 B FF 92 C FF 92 X CH 86 3-2 ② G6-3	B CH 84 B CH 84 C FF 92 X FF 93 2-1 2B		C FF 91 X SL 86 0-1 1-3 2B			4	1	3	1	0	0	0
7 J.D. Drew, L (1, 9) OBP: 0.333, SLG: 0.324		C FF 92 B SI 92 T SI 92 B SI 93 F SL 85 X FF 93 2-2 ① G6-3		B SI 92 B CH 85 S SL 86 B SL 85 X FF 93 3-1 54 1B 2B	D SL 83 B FF 94 B FF 93 B FF 93 4-0 16 L4-3 BB		C SI 92 B FF 92 X SI 92 1-1 ② G4-3			3	1	1	0	1	0	2
54 Darnell McDonald, R (1, 7) OBP: 0.197, SLG: 0.242 16 Josh Reddick, L (5, PH) OBP: 0.439, SLG: 0.612 (6, 7)		S CH 85 B CH 85 F FF 93 B CH 84 F FF 94 S CH 84 2-3 ② K		B CH 84 C FF 93 F FF 94 X CU 78 1-2 39 1B 60 2B 2-H 1B	B CH 82 X SI 88 1-0 ②③ L4-3 1-1		D SI 91 S SI 91 F SI 92 T SI 93 1-2 ③ K			2 2	1 0	1 0	1 0	0 0	1 1	0 4
39 Jarrod Saltalamacchia, S (1, 2) OBP: 0.323, SLG: 0.429		B FF 93 F CH 84 F FF 92 B CH 84 B FF 92 X CH 83 3-2 ③ G6-3		X FF 92 0-0 60 2B 2 2B 1-3 1B		S CH 82 C SL 80 S SL 79 0-3 ① K		C FC 92 X FF 92 0-1 ① G4-3		4	1	1	0	0	1	0
60 Yamaico Navarro, R (1, 5) OBP: 0.286, SLG: 0.571			B FF 92 S SI 89 T CH 83 X CH 84 1-2 ① F7	F FF 91 X FF 92 0-1 2 2B 1-3 3-H 2B		X CH 82 0-0 ② G5-3		C FC 92 C FF 92 B FF 93 B FF 92 F FC 92 X FF 92 2-2 ② F8		4	1	1	1	0	0	0

Inning Stats	1	2	3	4	5	6	7	8	9
	R: 1 E: 0 K: 0 S: 8 H: 2 LOB: 0 BB: 0 P: 11	R: 1 E: 0 K: 1 S: 12 H: 1 LOB: 0 BB: 0 P: 20	R: 0 E: 0 K: 0 S: 10 H: 0 LOB: 1 BB: 1 P: 18	R: 4 E: 0 K: 1 S: 20 H: 5 LOB: 2 BB: 1 P: 36	R: 0 E: 0 K: 0 S: 5 H: 1 LOB: 1 BB: 1 P: 13	R: 0 E: 0 K: 1 S: 10 H: 1 LOB: 2 BB: 1 P: 11	R: 0 E: 0 K: 1 S: 9 H: 1 LOB: 1 BB: 1 P: 16	R: 0 E: 0 K: 0 S: 8 H: 0 LOB: 0 BB: 0 P: 11	

1B: 3 SF: 0
2B: 7 SAC: 0
3B: 0 DP: 2
HR: 2 HBP: 0

WP: 0 PA: 37
PB: 0
SB: 1
CS: 0

	AB	33
	R	6
	H	11
	RBI	6
	BB	4
	SO	4
	LOB	11

PITCHER		IP	WLS	BF	H	R	ER	SO	BB	IBB	HBP	BLK	WP	HR	S	P	ERA	WHIP
24 Ricky Romero, L ERA: 3.09	(1, 1)	4.1	L	24	9	6	6	2	3	0	0	0	0	2	54	96	12.46	2.769
57 Shawn Camp, R ERA: 3.82	(5, 1)	1.2		5	1	0	0	1	0	0	0	0	0	0	11	13	0.00	0.600
60 Jon Rauch, R ERA: 4.08	(7, 1)	0.1		3	1	0	0	0	1	0	0	0	0	0	4	9	0.00	6.000
47 Luis Perez, L ERA: 3.38	(7, 1)	0.2		2	0	0	0	1	0	0	0	0	0	0	5	7	0.00	0.000
29 Octavio Dotel, R ERA: 3.7	(8, 1)	1.0		3	0	0	0	0	0	0	0	0	0	0	8	11	0.00	0.000

PITCHER	IP	WLS	BF	H	R	ER	SO	BB	IBB	HBP	BLK	WP	HR	S	P	ERA	WHIP

Batter	1	2	3	4	5	6	7	8	9	AB	R	H	RBI	BB	SO	LOB
5 Yunel Escobar, R (1, 6) OBP: 0.370, SLG: 0.444	C FF 91 C SI 90 B FF 94 B SL 84 F FF 93 B X FF 92 3-2 **G6-3** ①	C FF 89 X FF 90 0-1 **F9** ③		C FF 89 F FF 89 B CU 76 D CU 76 B FF 92 B FF 90 4-2 19 FC6-4 **1-2** **2-3** **BB**		B SL 84 B FF 89 B FF 89 C FF 88 B FF 88 4-1 **BB**		C SL 81 B SL 83 F SI 90 B SI 91 F SL 82 F SI 90 S SI 91 2-3 **K** ③		3	0	0	0	2	1	4
14 Eric Thames, L (1, 9) OBP: 0.340, SLG: 0.489	B CH 80 B SI 92 F FF 92 S FF 92 C FF 93 2-3 **K** ②		B FF 89 B CH 75 B SI 87 C FF 89 X SI 89 3-1 **F9** ①	B CH 75 B SI 89 B FF 89 C FF 89 F FF 89 X FF 89 3-2 **F7** ②		B SL 85 F SL 86 X FF 86 1-1 **G1-3** ③			C SL 80 F FF 92 B SL 81 S SL 82 1-3 **K** ①	5	0	0	0	0	2	4
19 José Bautista, R (1, 5) OBP: 0.467, SLG: 0.691	B SL 86 S FF 93 B SL 87 F FF 89 F FF 93 B FF 94 D SL 86 4-2 **BB**		B SL 85 C SL 85 C FF 90 X FF 91 1-2 **F9** ②	B SL 84 X FF 92 1-0 **FC6-4** ③ **1-2f**			C FF 88 F SI 90 B CU 78 X CU 77 1-2 **G5-3** ①		S FF 94 B CH 85 F CH 84 F FF 93 B CH 84 B FF 94 X SL 84 3-2 **HR**	4	1	1	1	1	0	3
26 Adam Lind, L (1, 3) OBP: 0.354, SLG: 0.531	B FF 90 S SI 90 B FF 92 B CH 77 F SI 90 S FF 92 3-3 **K** ③		C CH 79 F SL 81 F FF 91 F SI 93 S CU 76 0-3 **K** ③		S SL 86 B SL 86 S SL 86 S SL 86 1-3 **K** ①		X SI 90 0-0 **G6-3** ②		F FF 94 S SL 81 F SL 80 F SL 78 F FF 93 F SL 81 X SL 80 0-2 **1B**	5	0	1	0	0	3	1
2 Aaron Hill, R (1, 4) OBP: 0.286, SLG: 0.343		B SL 85 B FF 89 B FF 90 C FF 89 F FF 89 F FF 89 B FF 90 4-2 45 E 45 S 45 1B **BB**		C SL 87 X SL 83 0-1 45 FC4-6 10 1B 9 1B **1B**	C FF 89 B SL 84 B SL 86 X FF 89 2-1 10 CS **1B**		B FC 88 C FC 88 B FF 89 B FC 87 X FC 87 3-1 **G5-3** ③		C FF 93 F FF 93 X FF 93 0-2 **F9** ②	4	2	2	0	1	0	1
10 Edwin Encarnación, R (1, 10) OBP: 0.277, SLG: 0.399		B SI 89 B FF 91 C FF 90 X FF 90 2-1 **P4** ①		C FF 88 F SL 84 B SL 82 X FF 91 1-2 45 FC4-6 **1-2** **1B**	S SL 84 S SL 87 X SL 87 0-2 ② **1-2** **1B**			B FF 94 X SI 94 1-0 9 1B **1B**	S CH 84 B CH 83 F SL 82 C CH 84 1-3 ③	5	0	3	0	0	1	2
45 Travis Snider, L (1, 7) OBP: 0.287, SLG: 0.317		F SI 89 B CH 78 F FF 91 B FF 91 X SL 81 2-2 11 E **1-H** **1B**		B FF 90 B FF 90 X SI 88 2-0 ① FC4-6 9 1B 11 1B **1-2f** **2-3**	B FF 89 S SL 85 F SL 86 1 SAFE D SL 86 S SL 86 2-3 ③ **K**			C SI 94 F FF 94 C SI 94 0-3 ① **K**		4	1	1	1	0	2	4
9 J.P. Arencibia, R (1, 2) OBP: 0.281, SLG: 0.429		C SL 84 F SL 83 B FF 92 F CU 81 S FF 92 1 SAFE 1-3 **K** ②		S SL 84 X CU 80 0-1 5 BB 11 1B **1-2** **3-H** **1B**		C SL 84 X SL 85 0-1 **L7** ①		C FF 95 F SL 87 F SI 96 X SI 95 0-2 **1-2** **1B**		4	0	2	1	0	1	1
11 Rajai Davis, R (1, 8) OBP: 0.261, SLG: 0.355		B FF 89 S SL 84 C SL 83 B FF 92 X SL 83 2-2 **E1** **1-3**		F FF 90 X SI 91 0-1 5 BB **1-2** **2-H** **1B**		C SL 84 F SL 86 F SL 86 B FF 90 F SL 85 F FF 90 B SL 87 B SL 86 F FF 90 3-2 X FF 90 **L8** ②		B SI 95 S SL 87 F SL 86 F SL 86 X SI 96 1-2 **P4** ②		4	0	1	1	0	0	3
Inning Stats	R: 0 E: 0 K: 2 S: 13 H: 0 LOB: 1 BB: 1 P: 25	R: 1 E: 1 K: 1 S: 17 H: 1 LOB: 2 BB: 1 P: 28	R: 0 E: 0 K: 1 S: 10 H: 0 LOB: 0 BB: 0 P: 14	R: 2 E: 0 K: 0 S: 16 H: 4 LOB: 3 BB: 1 P: 27	R: 0 E: 0 K: 2 S: 11 H: 2 LOB: 1 BB: 0 P: 16	R: 0 E: 0 K: 0 S: 12 H: 0 LOB: 1 BB: 1 P: 20	R: 0 E: 0 K: 0 S: 6 H: 0 LOB: 0 BB: 0 P: 10	R: 0 E: 0 K: 2 S: 17 H: 2 LOB: 2 BB: 0 P: 21	R: 1 E: 0 K: 2 S: 20 H: 2 LOB: 1 BB: 0 P: 25	1B: 10 2B: 0 3B: 0 HR: 1 SF: 0 SAC: 0 DP: 0 HBP: 0	WP: 0 PB: 0 SB: 1 CS: 1 PA: 42					

TOP

Toronto Blue Jays @ Cleveland Indians

Progressive Field, Cleveland, OH

Thu Jul 07 2011, 7:09 PM - 10:35 PM EDT

Att. 18,816 - Overcast - 79 F

livebaseballscorecards.com

AB	38
R	4
H	11
RBI	4
BB	4
SO	10
LOB	23

PITCHER		IP	WLS	BF	H	R	ER	SO	BB	IBB	HBP	BLK	WP	HR	S	P	ERA	WHIP
69 Zach McAllister, R ERA: 4.5	(1, 1)	4.0		21	5	3	2	4	3	0	0	0	0	0	56	94	4.50	2.000
53 Rafael Perez, L ERA: 1.51	(5, 1)	2.0		8	2	0	0	2	1	0	0	0	0	0	23	36	0.00	1.500
37 Chad Durbin, R ERA: 6.81	(7, 1)	1.0		3	0	0	0	0	0	0	0	0	0	0	6	10	0.00	0.000
56 Frank Herrmann, R ERA: 4.0	(8, 1)	0.2		4	2	0	0	1	0	0	0	0	0	0	12	14	0.00	3.000
38 Joe Smith, R ERA: 0.91	(8, 1)	0.1		1	0	0	0	1	0	0	0	0	0	0	5	7	0.00	0.000

PITCHER		IP	WLS	BF	H	R	ER	SO	BB	IBB	HBP	BLK	WP	HR	S	P	ERA	WHIP
49 Tony Sipp, L ERA: 2.8	(9, 1)	1.0	W	5	2	1	1	2	0	0	0	0	0	1	20	25	9.00	2.000

BOTTOM

Toronto Blue Jays @ Cleveland Indians

Progressive Field, Cleveland, OH

Thu Jul 07 2011, 7:09 PM - 10:35 PM EDT

Att. 18,816 - Overcast - 79 F

livebaseballscorecards.com

Batter	1	2	3	4	5	6	7	8	9	AB	R	H	RBI	BB	SO	LOB
23 Michael Brantley, L (1, 7) OBP: 0.327, SLG: 0.383	B FF 85 C FF 86 B CU 74 B FF 89 C FF 89 X CH 82 3-2 24 BB 41 S 1B	1 SAFE B SI 85 C SI 88 C CU 74 X FF 88 1-2 1-3 1B		C CU 75 B FF 90 S SL 82 B SL 84 X CU 77 2-2 ③ F8			C SI 92 B SI 92 F SI 92 C SL 86 1-3 ① K		B SI 91 C SI 92 B SI 92 B SI 92 T SI 93 S SI 92 3-3 ① K	5	0	2	0	0	2	4
13 Asdrúbal Cabrera, S (1, 6) OBP: 0.343, SLG: 0.491	C FF 88 1 SAFE B FF 88 1 SAFE 1 SAFE C FF 89 X SL 81 1-2 ① F9	F FF 89 B X FF 89 1-1 ③ F7			B FF 85 B FF 87 C CH 77 B SL 82 C CH 78 S SL 84 3-3 ① K		B SI 92 B SI 92 B SI 90 B SI 92 4-0 48 G4-6-3 BB		F SI 93 F SI 94 B FF 92 X SI 93 1-2 48 HR 1-2 2-3 3-H 1B	4	1	1	1	1	1	3
48 Travis Hafner, L (1, 10) OBP: 0.428, SLG: 0.567	C SL 80 1 SAFE X FF 88 0-1 ② F7		B SI 86 C CH 80 S SL 80 X FF 90 1-2 24 WP 1B		B SI 87 C FF 88 B CU 77 X CH 83 2-1 41 1B 1B		C SI 92 D SL 86 B SI 91 X SI 93 2-1 ②③ G4-6-3 1-2f		X SI 93 0-0 1-H 2-H 3-H HR	5	1	3	4	0	0	2
41 Carlos Santana, S (1, 2) OBP: 0.355, SLG: 0.418	B FF 88 1 SAFE P PO 84 B CH 80 C FF 88 C CH 81 F SL 83 F CH 83 B SL 83 4-2 24 BB 1-2 BB		B FF 87 B SI 87 B SI 90 C FF 88 S CH 82 S FF 90 3-3 ① K		C CU 73 X SI 90 0-1 1-2 1B			B SI 90 S CH 83 B CH 85 B SI 91 B SI 91 4-1 24 FC1-6 BB		2	0	1	0	2	1	1
24 Grady Sizemore, L (1, 8) OBP: 0.291, SLG: 0.436	B FF 89 D CU 76 B FF 89 B FF 88 4-0 1-2 2-3 BB		S CH 81 C CU 77 B CH 81 S SL 82 1-3 ② K 1-2		C FF 88 B FF 90 F SL 83 F CH 82 C FF 91 1-3 ② K			B SI 91 S SI 92 X SI 93 1-1 ① FC1-6 20 G6-4-3 1-2f		3	0	0	0	1	2	4
20 Orlando Cabrera, R (1, 4) OBP: 0.285, SLG: 0.340	C CU 71 F SL 82 B FF 90 F SL 83 X FF 91 1-2 ③ F9		F CH 80 X CH 81 0-1 ③ G6-3		B FF 90 D SL 82 X CH 81 2-0 ③ P2			1 SAFE B FF 93 C SL 83 B FF 94 F FF 94 X FF 94 2-2 ②③ G6-4-3 1-2f		4	0	0	0	0	0	7
28 Travis Buck, L (1, 9) OBP: 0.294, SLG: 0.370		C FF 88 C FF 89 S SL 82 0-3 ① K		C CH 80 F FF 88 B FF 90 B CH 82 F SL 82 S SL 82 2-3 ① K		B FF 86 X CH 80 1-0 ① F7			B FF 93 C FF 93 F FF 93 X FS 85 1-2 7 2B 13 1B 1B	4	1	1	0	0	2	0
7 Matt LaPorta, R (1, 3) OBP: 0.311, SLG: 0.427		C FF 90 C CU 74 F FF 91 F SL 82 X SL 82 0-2 ② G5-3		X SL 81 0-0 ② G5-3		B CU 74 B FF 87 F CH 80 F FF 89 S CU 74 2-3 ② K			X FF 93 0-0 13 1B 1-3 48 HR 2B	4	1	1	0	0	1	0
8 Lonnie Chisenhall, L (1, 5) OBP: 0.313, SLG: 0.467 9 Jack Hannahan, L (2, PR) OBP: 0.308, SLG: 0.344 (3, 5)		C FF 90 H FF 90 1-1 23 1B HBP		B FF 89 C FF 88 B CU 75 S CH 83 B SL 83 F FF 90 X CU 73 3-2 3B		B FF 89 X CH 80 1-0 ③ P5			B FF 94 B FF 93 C FF 94 B FF 94 F FF 94 B FF 94 4-2 13 1B 48 HR BB	0 2	0 1	0 1	0 0	0 1	0 0	0 0
Inning Stats	R: 0 E: 0 K: 0 S: 17 H: 1 LOB: 3 BB: 2 P: 29	R: 0 E: 0 K: 1 S: 14 H: 1 LOB: 2 BB: 0 P: 17	R: 0 E: 0 K: 2 S: 11 H: 1 LOB: 1 BB: 0 P: 16	R: 0 E: 0 K: 1 S: 12 H: 1 LOB: 1 BB: 0 P: 19	R: 0 E: 0 K: 2 S: 12 H: 2 LOB: 2 BB: 0 P: 20	R: 0 E: 0 K: 1 S: 5 H: 0 LOB: 0 BB: 0 P: 9	R: 0 E: 0 K: 1 S: 5 H: 0 LOB: 0 BB: 1 P: 12	R: 0 E: 0 K: 0 S: 6 H: 0 LOB: 0 BB: 1 P: 13	R: 5 E: 0 K: 1 S: 13 H: 4 LOB: 0 BB: 1 P: 22	1B: 7 2B: 1 3B: 1 HR: 1 SF: 0 SAC: 0 DP: 2 HBP: 1						

	AB	33
	R	5
	H	10
	RBI	5
	BB	5
	SO	9
	LOB	21

WP: 1 PA: 39
PB: 0
SB: 1
CS: 0

PITCHER		IP	WLS	BF	H	R	ER	SO	BB	IBB	HBP	BLK	WP	HR	S	P	ERA	WHIP
33 Carlos Villanueva, R ERA: 2.99	(1, 1)	6.0		27	6	0	0	7	2	0	1	0	1	0	71	110	0.00	1.333
34 Marc Rzepczynski, L ERA: 3.0	(7, 1)	1.1	H	5	0	0	0	1	2	0	0	0	0	0	8	20	0.00	1.500
54 Jason Frasor, R ERA: 3.34	(8, 1)	0.2	H	1	0	0	0	0	0	0	0	0	0	0	3	5	0.00	0.000
50 Frank Francisco, R ERA: 5.92	(9, 1)	0.0		3	2	3	3	0	1	0	0	0	0	0	6	11	∞	∞
47 Luis Perez, L ERA: 3.94	(9, 1)	0.1	L	3	2	2	2	1	0	0	0	0	0	1	7	11	54.00	6.000

PITCHER	IP	WLS	BF	H	R	ER	SO	BB	IBB	HBP	BLK	WP	HR	S	P	ERA	WHIP

Batter	1	2	3	4	5	6	7	8	9	AB	R	H	RBI	BB	SO	LOB
5 Yunel Escobar, R (1, 6) OBP: 0.370, SLG: 0.447	B FF 90 F SI 91 C FC 90 X SI 90 1-2 19 G4-3 1B	P PO 79 1-0 ③ CS 1-2	B SI 89 X SI 91 1-0 ① F8	B SI 90 1 SAFE X FF 90 1-0 1-H 2B		C SI 89 1 SAFE 1 SAFE S FC 89 B FC 88 F SI 91 X FF 90 1-2 ② G1-3 1-2		B FF 95 F SI 94 B SL 87 X SI 94 2-1 ② F8		5	0	2	1	0	0	2
14 Eric Thames, L (1, 9) OBP: 0.343, SLG: 0.484 16 Corey Patterson, L (9, 9) OBP: 0.292, SLG: 0.392	B SI 88 C FF 88 X FC 89 1-1 ① P6		S SI 87 B SI 86 F SI 87 X SI 91 1-2 19 BB 1B	X CH 79 0-0 ③ P5		B CH 81 B FF 89 X FF 90 2-0 2-H 1B		X SL 82 0-0 ③ L4		5 0	0 0	2 0	0 0	0 0	0 0	3 0
19 José Bautista, R (1, 5) OBP: 0.466, SLG: 0.684	B SI 91 1 SAFE X SI 91 1-0 ②③ G4-3 1-2f		B SI 92 B CH 80 C FF 90 F SI 91 F SI 92 F CH 80 B SL 83 F FF 90 B SL 84 4-2 1-2 BB		B SI 88 C SL 81 C SI 91 S SL 83 1-3 ① K	C CU 79 S FC 88 S FC 89 0-3 ③ K			B FF 92 B SI 93 F FF 93 B SL 81 B FF 94 4-1 10 1B 45 2B BB	3	1	0	0	2	2	2
26 Adam Lind, L (1, 3) OBP: 0.351, SLG: 0.524		C SI 86 B SI 86 F SI 90 B CH 79 X SI 89 2-2 10 1B 2 BB 45 G3-1 1B	B SI 89 F FF 91 B CH 79 X SI 89 2-1 ② F8		X FF 91 0-0 ② P5		B CH 78 F CH 79 X SI 90 1-1 ① G4-3		B FF 93 X FF 92 1-0 ① L7	5	1	1	0	0	0	3
2 Aaron Hill, R (1, 4) OBP: 0.285, SLG: 0.338		C FF 89 F FF 91 B CH 79 F CH 80 B SI 92 F FF 90 B SI 90 B FF 90 4-2 45 G3-1 10 1B 11 1B 1-2 BB	X FF 91 0-0 ③ F9		B SL 82 C SI 90 F CH 81 F SI 92 B SL 84 B SI 91 X FF 90 3-2 ③ L7		C SI 90 X CU 78 0-1 ② G6-3		C FF 93 X FF 93 0-1 ② F8	4	1	0	0	1	0	3
10 Edwin Encarnación, R (1, 10) OBP: 0.287, SLG: 0.412		X SL 84 0-0 45 G3-1 11 1B 1-2 2-3 1B		B FF 89 S SI 89 X FC 87 1-1 45 F9 11 1B 2B		B CH 78 B FF 89 X SI 91 2-0 45 HR 1B		X CU 77 0-0 ③ F7		X FF 93 0-0 1-2 45 2B 1B	5	4	4	0	0	0	0
45 Travis Snider, L (1, 7) OBP: 0.300, SLG: 0.367		X SI 91 0-0 ① G3-1 1-2 2-3 3-H		X SI 88 0-0 ① F9 2-3		F SI 86 B SL 81 X SI 92 1-1 1-H HR		B SL 82 F SI 94 B SI 94 F SI 94 F SI 94 X SL 86 2-2 11 2B 1B	B SI 92 C SL 82 X FF 93 1-1 1-H 2-H 2B	5	2	3	5	0	0	3
9 J.P. Arencibia, R (1, 2) OBP: 0.280, SLG: 0.424		B FF 91 B FF 91 C SI 92 F CH 79 T SL 86 2-2 ② K		X SI 90 0-0 ② G5-3		C SI 91 F SL 83 X SL 83 0-2 11 FC5-4 1B		F FF 95 X SI 94 0-1 ① P3	C SL 80 S FF 92 S SL 82 0-3 ③ K	5	0	1	0	0	2	5
11 Rajai Davis, R (1, 8) OBP: 0.268, SLG: 0.365		L FC 90 X SL 85 0-1 5 CS 2-H 3-H 1B		B FF 89 X SI 91 1-0 5 2B 3-H 1B		B SI 90 F SL 83 S SL 84 X SL 84 1-2 ① FC5-4 14 S 5 S 14 E 1-2f		D SL 86 C SI 94 X SI 94 1-1 1-H 2B		4	2	3	4	0	0	1
Inning Stats	R: 0 E: 0 K: 0 S: 6 H: 1 LOB: 0 BB: 0 P: 9	R: 3 E: 0 K: 1 S: 15 H: 3 LOB: 0 BB: 1 P: 23	R: 0 E: 0 K: 0 S: 12 H: 1 LOB: 2 BB: 1 P: 20	R: 2 E: 0 K: 0 S: 7 H: 3 LOB: 1 BB: 0 P: 10	R: 0 E: 0 K: 1 S: 8 H: 0 LOB: 0 BB: 0 P: 12	R: 3 E: 0 K: 1 S: 17 H: 4 LOB: 1 BB: 0 P: 24	R: 0 E: 0 K: 0 S: 5 H: 0 LOB: 0 BB: 0 P: 6	R: 1 E: 0 K: 0 S: 11 H: 2 LOB: 1 BB: 0 P: 16	R: 2 E: 0 K: 1 S: 10 H: 2 LOB: 1 BB: 1 P: 16	1B: 11 2B: 4 3B: 0 HR: 1 SF: 0 SAC: 0 DP: 1 HBP: 0						

TOP

Toronto Blue Jays @ Cleveland Indians

Progressive Field, Cleveland, OH

Fri Jul 08 2011, 7:06 PM - 10:24 PM EDT

Att. 25,835 - Clear - 78 F

livebaseballscorecards.com

AB	41
R	11
H	16
RBI	10
BB	3
SO	4
LOB	22

WP: 0	PA: 45
PB: 0	
SB: 2	
CS: 1	

PITCHER		IP	WLS	BF	H	R	ER	SO	BB	IBB	HBP	BLK	WP	HR	S	P	ERA	WHIP
51 Mitch Talbot, R ERA: 6.33	(1, 1)	5.1	L	27	11	8	8	2	2	0	0	0	0	1	57	87	13.50	2.438
37 Chad Durbin, R ERA: 6.51	(6, 1)	1.2		6	1	0	0	1	0	0	0	0	0	0	13	17	0.00	0.600
56 Frank Herrmann, R ERA: 4.18	(8, 1)	1.0		5	2	1	1	0	0	0	0	0	0	0	11	16	9.00	2.000
52 Vinnie Pestano, R ERA: 3.06	(9, 1)	1.0		6	2	2	2	1	1	0	0	0	0	0	10	16	18.00	3.000

PITCHER	IP	WLS	BF	H	R	ER	SO	BB	IBB	HBP	BLK	WP	HR	S	P	ERA	WHIP

BOTTOM

Toronto Blue Jays @ Cleveland Indians

Progressive Field, Cleveland, OH

Fri Jul 08 2011, 7:06 PM - 10:24 PM EDT

Att. 25,835 - Clear - 78 F

livebaseballscorecards.com

Batter	1	2	3	4	5	6	7	8	9	AB	R	H	RBI	BB	SO	LOB
23 Michael Brantley, L (1, 8) OBP: 0.332, SLG: 0.388	C FF 88 X FF 88 0-1 47 FC5-4 13 BB 1B	D SI 90 C SL 83 X SI 90 1-1 ② G3-1 2-3 3-H		C SI 90 C CU 76 F FF 90 X SI 91 0-2 ② G6-3		B FF 88 C FF 89 X FF 89 1-1 48 E 13 1B 1B		B SI 88 F CH 83 B SI 87 X CH 83 2-1 28 2B 13 1B 1-2 2-3 1B	B FF 90 C FF 90 X CU 74 1-1 1-H 1B	6	2	4	2	0	0	2
13 Asdrúbal Cabrera, S (1, 6) OBP: 0.348, SLG: 0.492	D SI 88 B CH 82 1 SAFE B FF 89 C FF 90 B FF 90 4-1 47 FC5-4 1-2 BB	C CH 82 X FF 89 0-1 ③ G6-3		B SI 91 F FF 89 B FF 91 B FF 89 F CH 82 B FF 89 4-2 BB		C SI 88 B FF 88 1 SAFE F SI 89 B CH 82 X FF 90 2-2 48 E 1-2 1B		X SI 87 0-0 28 2B 1-2 2-3 3-H 1B	C FF 90 C FF 90 B FF 89 S FF 91 1-3 ③ K	4	0	2	1	2	1	2
48 Travis Hafner, L (1, 10) OBP: 0.416, SLG: 0.548	B FF 89 B FF 90 S FF 89 C SL 84 X FF 90 2-2 ① L7	X FF 89 0-0 ① F8	X FF 89 0-0 ③ G3			B FF 88 C SL 83 B FF 89 B FF 88 C SL 83 X SL 83 3-2 E3 1-3 2-H		C FF 93 D CH 87 C FF 94 S FF 93 1-3 ① K		5	0	0	0	0	1	8
47 Shelley Duncan, R (1, 7) OBP: 0.274, SLG: 0.400 28 Travis Buck, L (6, PH) OBP: 0.297, SLG: 0.380 (7, 7)	B CH 84 X FF 89 1-0 ② FC5-4 1-2f 2-3	B FF 89 B FF 89 F FF 89 X FF 91 2-1 7 FC4-6 20 BB 1B	B FF 89 S SI 89 C FF 90 B FF 90 X FF 91 2-2 ① G5-3			C FF 91 B FC 92 B FC 91 F FF 92 X FF 93 2-2 ③ G6-3		B SI 94 B FF 94 X FF 94 2-0 1-3 2-H 3-H 2B		3 2	0 0	1 1	0 2	0 0	0 0	2 2
20 Orlando Cabrera, R (1, 4) OBP: 0.284, SLG: 0.336	X FF 89 0-0 ③ G4-3		B CH 82 1 SAFE B FF 88 B SI 90 C FF 90 F FF 89 F SI 91 B FF 91 4-2 7 FC4-6 1-2 BB		C SI 90 X SI 90 0-1 ② B2-3		C FC 92 X FC 91 0-1 ① P3	B SL 84 F FF 95 X FF 94 1-1 ② F9		4	0	0	0	1	0	4
7 Matt LaPorta, R (1, 3) OBP: 0.309, SLG: 0.427		X FF 88 0-0 E5 26 1B 9 1B	B FF 89 D FF 91 C CH 83 X FF 89 2-1 ② FC4-6 1-2f 2-3		X SI 90 0-0 2B		C FF 93 B FF 92 F FF 92 F FF 93 S SL 84 1-3 ② K	F SI 94 X FF 94 0-1 ③ G6-3		5	1	1	0	0	1	4
26 Austin Kearns, R (1, 9) OBP: 0.302, SLG: 0.298 24 Grady Sizemore, L (9, PH) OBP: 0.289, SLG: 0.434		C FF 88 B CH 82 F FF 88 B FF 89 X CH 82 2-2 6 SH2-4 9 1B 23 G3-1 2-3 1B	D SI 90 X CH 83 1-0 ③ F9		B FF 89 B SI 90 C FF 88 C FF 90 F FF 90 X FF 90 2-2 ③ F8		X FF 92 0-0 ③ F7		B FF 89 C FF 89 C CU 73 S FF 91 1-3 ① K	4 1	1 0	1 0	0 0	0 0	0 1	3 0
9 Jack Hannahan, L (1, 5) OBP: 0.313, SLG: 0.354		C FF 89 B SL 84 X FF 89 1-1 23 G3-1 6 SH2-4 1-2 3-H 1B		B SI 89 X CH 82 1-0 2B		C SI 87 B SI 89 B FF 87 C FF 88 F SL 83 B SL 83 X FF 90 3-2 ① F7		C SI 86 B CH 82 X SL 79 1-1 23 1B 6 1B 13 1B 1B	C FF 90 B FF 90 C FF 90 B SL 86 B FF 87 F FC 90 X FF 90 3-2 ② G6-3	5	1	3	1	0	0	0
6 Lou Marson, R (1, 2) OBP: 0.279, SLG: 0.310		B FF 88 F CH 82 X CH 82 1-1 ① SH2-4 1-2 2-3		C FF 89 B FF 89 F FF 91 X CU 78 1-2 ① P3		C CH 81 B SI 90 S CH 80 B FF 88 X CH 81 2-2 ② P4		B SI 87 F SI 87 B SL 79 F SI 87 X SI 87 2-2 13 1B 23 1B 28 2B 1-2 1B	B FC 89 C FF 90 B FF 90 X SL 84 2-1 23 DI 23 1B 1B	4	2	2	0	0	0	1
Inning Stats	R: 0 E: 0 K: 0 S: 8 H: 1 LOB: 2 BB: 1 P: 15	R: 2 E: 1 K: 0 S: 12 H: 2 LOB: 1 BB: 0 P: 17	R: 0 E: 0 K: 0 S: 9 H: 1 LOB: 2 BB: 1 P: 18	R: 0 E: 0 K: 0 S: 11 H: 1 LOB: 2 BB: 1 P: 17	R: 0 E: 0 K: 0 S: 10 H: 1 LOB: 1 BB: 0 P: 14	R: 1 E: 1 K: 0 S: 18 H: 2 LOB: 2 BB: 0 P: 31	R: 0 E: 0 K: 1 S: 7 H: 0 LOB: 0 BB: 0 P: 8	R: 3 E: 0 K: 1 S: 16 H: 5 LOB: 2 BB: 0 P: 25	R: 1 E: 0 K: 2 S: 14 H: 2 LOB: 1 BB: 0 P: 22	1B: 12 2B: 3 3B: 0 HR: 0 SF: 0 SAC: 1 DP: 0 HBP: 0						

PITCHER		IP	WLS	BF	H	R	ER	SO	BB	IBB	HBP	BLK	WP	HR	S	P	ERA	WHIP
37 Jo-Jo Reyes, L ERA: 4.57	(1, 1)	5.2	W	30	8	3	0	0	3	0	0	0	0	0	65	107	0.00	1.941
29 Octavio Dotel, R ERA: 3.51	(6, 1)	1.1		4	0	0	0	1	0	0	0	0	0	0	10	13	0.00	0.000
57 Shawn Camp, R ERA: 4.54	(8, 1)	0.0		4	4	3	3	0	0	0	0	0	0	0	8	13	∞	∞
54 Jason Frasor, R ERA: 3.25	(8, 1)	1.0	H	4	1	0	0	1	0	0	0	0	0	0	8	12	0.00	1.000
60 Jon Rauch, R ERA: 4.21	(9, 1)	1.0		5	2	1	1	2	0	0	0	0	0	0	14	22	9.00	2.000

PITCHER	IP	WLS	BF	H	R	ER	SO	BB	IBB	HBP	BLK	WP	HR	S	P	ERA	WHIP

AB	43
R	7
H	15
RBI	6
BB	3
SO	4
LOB	28

WP: 0 PA: 47
PB: 0
SB: 0
CS: 0

Toronto Blue Jays @ Cleveland Indians

Progressive Field, Cleveland, OH

Sat Jul 09 2011, 7:07 PM - 10:05 PM EDT

Att. 27,661 - Clear - 81 F

livebaseballscorecards.com

TOP

Batter	1	2	3	4	5	6	7	8	9	10	AB	R	H	RBI	BB	SO	LOB
5 Yunel Escobar, R (1, 6) OBP: 0.368, SLG: 0.441	C FF 88 B FF 88 X FC 86 1-1 G6-3 ①		B FF 86 T FF 87 B CU 73 B FC 86 F FF 88 X FF 88 3-2 F9 ①		C FF 87 B FF 87 B CU 73 B FF 88 X FF 87 3-1 F8 ①		C FF 93 X SI 90 0-1 G1-3 ①		B SI 95 S SI 94 B SI 95 B SI 92 B FF 94 4-1 BB		4	0	0	0	1	0	0
14 Eric Thames, L (1, 9) OBP: 0.346, SLG: 0.485 16 Corey Patterson, L (9, 9) OBP: 0.292, SLG: 0.392	B CH 82 B FC 88 X SI 89 2-0 26 1B 2B		C CH 80 C CU 75 B CU 77 T FF 89 1-2 K ②		S FC 86 H FC 85 1-1 26 1B 26 E HBP		B SL 82 X SI 90 1-0 G4-3 ②		D SI 95 B SI 93 S FF 94 B FF 94 F FF 94 X FF 94 3-2 G3 ③		4 0	2 0	1 0	0 0	0 0	1 0	1 0
19 José Bautista, R (1, 5) OBP: 0.468, SLG: 0.702	B SI 90 B FF 90 B CU 73 B FF 91 4-0 26 1B BB		B FC 89 X FC 85 1-0 HR		X FF 89 0-0 P2 ②		C SI 92 B FF 92 B FF 92 B SI 91 F SI 91 X SI 91 3-2 G3 ③			B FF 94 X FF 94 1-0 HR	4	2	2	2	1	0	1
26 Adam Lind, L (1, 3) OBP: 0.356, SLG: 0.525	C FC 87 F CH 82 B FF 89 B FF 87 2 SAFE X CU 75 2-2 1-3 2-H 1B		B SI 90 B FF 89 B FF 90 C FF 90 F FF 89 X FF 90 3-2 G6-3 ③		1 SAFE B FF 87 F FC 86 B FF 88 1 SAFE X CH 81 2-1 1-H E9 1B			S SL 86 X SL 87 0-1 10 FC5-4 1B		F FF 94 B FF 94 B FF 94 S FF 93 F SL 84 X FF 93 2-2 L7 ①	5	0	3	1	0	0	0
2 Aaron Hill, R (1, 4) OBP: 0.280, SLG: 0.332	F FF 90 1 SAFE F FC 86 X SI 90 0-2 P6 ②			B FC 86 X FF 88 1-0 G5-3 ① C FC 86 B F FF 88 X CU 75 1-2 L6 ②	X FC 85 0-0 G1-3 ③			1 SAFE B FF 88 X FF 89 1-0 F9 ①		B FF 94 B FF 93 B FF 93 C FF 93 X FF 93 3-1 F8 ②	5	0	0	0	0	0	4
10 Edwin Encarnación, R (1, 10) OBP: 0.283, SLG: 0.405 18 Mike McCoy, R (8, PR) OBP: 0.333, SLG: 0.306 (8, 10)	X FC 87 0-0 P4 ③			C FF 88 X FF 88 0-1 8 2B 1B		B FF 86 B CU 71 X FC 83 2-0 F8 ① C FF 85 B FF 88 B FC 86 F FF 86 X FF 88 2-2 F9 ②		B SL 86 B SL 86 1 SAFE B SL 83 C FF 89 X FF 89 3-1 FC5-4 45 S 1-2f ② T SL 85 B SL 86 C SL 85 B SL 86 X FF 87 2-2 G4-3 ③ 1-2		B FF 94 B FF 92 C FF 92 B FF 92 C FF 92 X FF 93 3-2 1B C FF 93 B FF 92 1 SAFE F FF 92 F SL 82 F SL 82 C FF 94 1-3 K ③	4 1	0 0	0 1	0 0	0 0	0 0	3 0
45 Travis Snider, L (1, 7) OBP: 0.296, SLG: 0.360		B FF 87 C FF 88 F FF 87 C CU 75 1-3 K ①							C SI 94 F SI 95 S FF 95 0-3 K ①		4	0	2	1	0	1	0
8 José Molina, R (1, 2) OBP: 0.375, SLG: 0.450		B FC 85 F FF 90 X CU 74 1-1 G5-3 ②		F FC 86 1 SAFE F FF 88 B FC 85 B FF 90 X FC 84 2-2 1-H 2B	C FF 89 B FF 89 F FF 89 B CU 76 B FF 89 X FC 86 3-2 2B				B SI 94 F SI 93 B FF 97 T SI 92 B SI 95 X FF 94 3-2 P3 ②		5	1	1	0	0	2	2
11 Rajai Davis, R (1, 8) OBP: 0.264, SLG: 0.359		B FF 89 F FC 85 X FF 88 1-1 F8 ③		C FF 88 D CU 76 X FF 88 1-1 P3 ③		L FC 85 X FF 85 0-1 L5 ③					4	0	0	0	0	0	2

Inning Stats	1	2	3	4	5	6	7	8	9	10
	R: 1 E: 0 K: 0 S: 10	R: 0 E: 0 K: 1 S: 7	R: 1 E: 0 K: 1 S: 10	R: 1 E: 0 K: 0 S: 11	R: 1 E: 1 K: 0 S: 7	R: 0 E: 0 K: 0 S: 9	R: 0 E: 0 K: 0 S: 6	R: 0 E: 0 K: 0 S: 8	R: 0 E: 0 K: 1 S: 10	R: 1 E: 0 K: 1 S: 15
	H: 2 LOB: 2 BB: 1 P: 19	H: 0 LOB: 0 BB: 0 P: 10	H: 1 LOB: 0 BB: 0 P: 18	H: 2 LOB: 1 BB: 0 P: 16	H: 1 LOB: 1 BB: 0 P: 13	H: 1 LOB: 1 BB: 0 P: 16	H: 0 LOB: 0 BB: 0 P: 10	H: 1 LOB: 2 BB: 0 P: 14	H: 0 LOB: 1 BB: 1 P: 20	H: 2 LOB: 1 BB: 0 P: 25

AB	40
R	5
H	10
RBI	4
BB	2
SO	4
LOB	13

1B: 5 SF: 0
2B: 3 SAC: 0
3B: 0 DP: 0
HR: 2 HBP: 1

WP: 0 PA: 43
PB: 0
SB: 1
CS: 0

PITCHER	IP	WLS	BF	H	R	ER	SO	BB	IBB	HBP	BLK	WP	HR	S	P	ERA	WHIP
43 Josh Tomlin, R (1, 1) ERA: 3.81	6.0		27	7	4	3	2	1	0	1	0	0	1	54	92	4.50	1.333
38 Joe Smith, R (7, 1) ERA: 0.88	1.0		3	0	0	0	0	0	0	0	0	0	0	6	10	0.00	0.000
53 Rafael Perez, L (8, 1) ERA: 1.47	1.0		4	1	0	0	0	0	0	0	0	0	0	8	14	0.00	1.000
63 Justin Masterson, R (9, 1) ERA: 2.64	1.0		4	0	0	0	1	1	0	0	0	0	0	10	20	0.00	1.000
54 Chris Perez, R (10, 1) ERA: 2.43	1.0	L	5	2	1	1	1	0	0	0	0	0	1	15	25	9.00	2.000

PITCHER	IP	WLS	BF	H	R	ER	SO	BB	IBB	HBP	BLK	WP	HR	S	P	ERA	WHIP

Batter	1	2	3	4	5	6	7	8	9	10	AB	R	H	RBI	BB	SO	LOB
23 Michael Brantley, L (1, 7) OBP: 0.328, SLG: 0.383	C SI 92 C FF 93 B FF 94 F FF 95 B FF 96 C FF 96 2-3 K ①	B FF 95 B FF 94 X FF 95 2-0 G3 ②	B FF 93 X FF 96 1-0 L8 ③		B FF 94 X FF 95 1-0 F9 ②		B SI 86 B CH 81 B SI 86 C SI 86 F CH 82 X SI 88 3-2 F7 ③	5	0	0	0	0	1	0
13 Asdrúbal Cabrera, S (1, 6) OBP: 0.347, SLG: 0.489	F SI 93 B FF 95 X FF 94 1-1 G3-1 ②	X FF 95 0-0 P6 ③		B KC 78 F FF 92 X FF 95 1-1 24 WP 41 G4-3 1B	B SL 89 B FF 96 X SL 88 2-0 G4-3 ③			4	0	1	0	0	0	0
48 Travis Hafner, L (1, 10) OBP: 0.412, SLG: 0.541 26 Austin Kearns, R (9, PR) OBP: 0.302, SLG: 0.298 (10, 10)	C SI 93 B FS 86 X FS 86 1-1 L4 ③			C FF 94 S SI 89 S SL 90 0-3 K ①		B FF 93 C FS 87 1 SAFE B FF 94 B FF 90 C FF 93 S SL 89 3-3 K ①			B SL 85 S CH 84 X CU 73 1-1 24 G1-3 41 G1-3-1 28 2B 1B		4 0	0 1	1 0	0 0	0 0	2 0	1 0
41 Carlos Santana, S (1, 2) OBP: 0.357, SLG: 0.415		B FF 93 B FF 93 C FF 93 C FS 88 B FF 97 B FF 95 4-2 28 F7 24 1B 7 SF9 BB		T FF 97 B FF 96 B SL 88 B SI 91 F FF 96 F FF 97 B FF 97 4-2 24 HR BB		S SL 88 B SI 95 B SI 95 1 SAFE B SL 88 F FF 94 X SL 87 3-2 G4-3 ② 1-2			B FF 89 B FF 89 C FF 90 X CH 82 2-1 G1-3-1 ① 1-2		2	2	0	0	2	0	2
24 Grady Sizemore, L (1, 8) OBP: 0.293, SLG: 0.449		C FF 95 B FF 96 B FF 94 1 SAFE B FS 88 F FF 95 X FF 97 3-2 1-2 1B		B FS 88 X FF 95 1-0 1-H HR		B SL 87 C KC 82 S SL 89 S SL 91 1-3 K ③ 2-3			B SL 85 X CH 83 1-0 G1-3 ② 2-3		4	1	2	2	0	1	3
28 Travis Buck, L (1, 9) OBP: 0.295, SLG: 0.384		B FF 93 B FF 94 F SI 95 F FF 97 X FF 98 2-2 F7 ① 2-3		F FF 94 X KC 82 0-1 G5-3 ②		C FS 86 B FF 94 F SL 86 F SL 89 X SL 88 1-2 G1-3 ①			C FF 91 C FF 90 B FF 91 F FF 91 F FF 89 B CH 85 F CH 85 F FF 90 F SL 85 2-2 F SL 87 X SL 83 3-H 2B		4	0	1	1	0	0	2
7 Matt LaPorta, R (1, 3) OBP: 0.304, SLG: 0.421		B FF 96 X FF 96 1-0 SF9 ② 3-H		C FF 95 B SI 95 X SL 88 1-1 G5-3 ③		F FF 96 F FF 95 B SI 97 F SL 88 S SL 89 1-3 K ②			X FF 90 0-0 G5-3 ③		3	0	0	1	0	1	2
1 Luis Valbuena, L (1, 4)		C FF 93 F FF 94 B SL 90 S SL 90 1-3 K ③			B FF 93 F FF 94 X KC 80 1-1 L6 ①	F FF 92 F FF 95 S SL 89 0-3 K ③				B SI 87 B SI 86 F SI 86 X SI 87 2-1 P6 ①	4	0	0	0	0	2	1
9 Jack Hannahan, L (1, 5) OBP: 0.309, SLG: 0.348			C FF 94 X FF 94 0-1 G4-3 ①		C KC 79 B FS 88 S SL 88 C FF 95 1-3 K ②			B FF 92 T FF 93 B SL 87 F FF 95 X SL 88 2-2 G6-3 ①		X CH 82 0-0 G3-1 ②	4	0	0	0	0	1	0
Inning Stats	R: 0 H: 0 E: 0 LOB: 0 K: 1 BB: 0 S: 8 P: 12	R: 1 H: 1 E: 0 LOB: 1 K: 1 BB: 1 S: 12 P: 23	R: 0 H: 0 E: 0 LOB: 0 K: 0 BB: 0 S: 4 P: 6	R: 2 H: 1 E: 0 LOB: 0 K: 1 BB: 1 S: 11 P: 17	R: 0 H: 0 E: 0 LOB: 0 K: 1 BB: 0 S: 6 P: 9	R: 0 H: 1 E: 0 LOB: 1 K: 2 BB: 0 S: 11 P: 19	R: 0 H: 0 E: 0 LOB: 0 K: 2 BB: 0 S: 11 P: 13	R: 0 H: 0 E: 0 LOB: 0 K: 0 BB: 0 S: 5 P: 10	R: 1 H: 2 E: 0 LOB: 2 K: 0 BB: 0 S: 15 P: 21	R: 0 H: 0 E: 0 LOB: 0 K: 0 BB: 0 S: 6 P: 11	1B: 3 2B: 1 3B: 0 HR: 1	SF: 1 SAC: 0 DP: 0 HBP: 0	WP: 1 PB: 0 SB: 0 CS: 0	PA: 37			

PITCHER	IP	WLS	BF	H	R	ER	SO	BB	IBB	HBP	BLK	WP	HR	S	P	ERA	WHIP
23 Brandon Morrow, R (1, 1) ERA: 4.6	8.0		29	3	3	3	8	2	0	0	0	1	1	68	109	3.38	0.625
60 Jon Rauch, R (9, 1) ERA: 4.34	1.0	W	5	2	1	1	0	0	0	0	0	0	0	15	21	9.00	2.000
57 Shawn Camp, R (10, 1) ERA: 4.42	1.0	S	3	0	0	0	0	0	0	0	0	0	0	6	11	0.00	0.000

PITCHER	IP	WLS	BF	H	R	ER	SO	BB	IBB	HBP	BLK	WP	HR	S	P	ERA	WHIP

BOTTOM

Toronto Blue Jays @ Cleveland Indians

Progressive Field, Cleveland, OH

Sat Jul 09 2011, 7:07 PM - 10:05 PM EDT

Att. 27,661 - Clear - 81 F

livebaseballscorecards.com

AB	34
R	4
H	5
RBI	4
BB	2
SO	8
LOB	11

Batter	1	2	3	4	5	6	7	8	9	AB	R	H	RBI	BB	SO	LOB
5 Yunel Escobar, R (1, 6) OBP: 0.365, SLG: 0.438	F SI 92 C SL 84 S SL 83 0-3 ① K		C CH 85 B SI 91 C SI 92 B CU 81 F SI 94 F SL 85 X FF 94 2-2 14 HR 1B	B SI 93 C SI 92 C SL 85 B SI 93 X SI 94 2-2 ① G6-3		B SL 85 1 SAFE B SL 85 C FF 89 1 SAFE C SL 85 C SL 86 2-3 ② K 1-2		C SL 83 C SL 82 S FF 94 0-3 ② K		5	1	1	0	0	3	1
14 Eric Thames, L (1, 10) OBP: 0.357, SLG: 0.519	C SL 82 X SI 92 0-1 1B		B CH 86 X CH 86 1-0 1-H HR	B SI 93 F SI 93 F SI 92 B SI 92 F SL 84 B SI 93 X SI 91 3-2 ② P6		B SL 84 X SL 85 1-0 19 2B 1B 2-3		F SI 93 S FF 93 S FF 93 0-3 ③ K		5	2	3	2	0	1	0
19 José Bautista, R (1, 5) OBP: 0.468, SLG: 0.702 6 John McDonald, R (6, 5) OBP: 0.262, SLG: 0.305	C SI 93 B SI 93 S CH 84 D SL 85 X SI 92 2-2 ② P3		B SI 92 C CU 80 B FF 92 S SL 83 B SL 83 X FF 93 3-2 2 G3-1 9 1B 26 G5-3 1B	F SI 94 B SI 93 X SI 93 1-1 ③ L7		B SL 87 X FF 90 1-0 26 WP 2B 1-H 3-H			F FF 89 X FF 91 0-1 ① F7	4 1	1 0	2 0	2 0	0 0	0 0	1 0
26 Adam Lind, L (1, 3) OBP: 0.349, SLG: 0.515	C SI 91 X CH 86 0-1 ③ F8		F SI 91 F SI 91 F SL 84 B SI 93 X SI 92 1-2 ① G5-3 1-2		F SL 81 X SI 93 0-1 ① F7	B FF 85 X FF 90 1-0 ③ G1 2-3			F FF 90 B SL 81 S FF 92 F FF 93 S SL 82 1-3 ② K	5	0	0	0	0	1	3
2 Aaron Hill, R (1, 4) OBP: 0.279, SLG: 0.328		B FF 91 B CH 84 B FF 91 C SI 90 S SI 91 F FF 93 B CU 82 4-2 9 1B BB	C SI 92 X SI 93 0-1 ② G3-1 2-3		B SL 79 F FF 94 C SI 94 X SL 85 1-2 ② L4		C SL 89 C SL 81 B SL 82 X SI 90 1-2 ① G6-3		B FF 92 B FF 91 B FF 91 C FF 91 F FF 91 F FF 92 S FF 92 3-3 ③ K	4	0	0	0	1	1	1
45 Travis Snider, L (1, 7) OBP: 0.302, SLG: 0.368		B FF 92 F CH 86 1 SAFE F CH 84 S CU 81 1-3 ① K	B CH 86 B SI 91 B SI 91 C SI 91 S CH 84 F SI 91 B SI 92 4-2 16 WP 9 1B 16 2B BB		F SI 93 S SI 94 B SI 93 X SI 93 1-2 2B		C SL 83 F SI 92 C SI 91 0-3 ② K		3	1	1	0	1	2	1
9 J.P. Arencibia, R (1, 2) OBP: 0.287, SLG: 0.427		1 SAFE C SI 89 X CU 80 0-1 1-2 1B	X FF 90 0-0 1-2 16 WP 16 2B 1B 3-H		C SI 94 F SI 93 B FF 94 S SI 95 1-3 ③ K		B SI 91 B SI 90 S SI 89 B SI 90 F SI 90 B SI 90 4-2 BB			3	1	2	1	1	1	1
16 Corey Patterson, L (1, 9) OBP: 0.292, SLG: 0.393		S CH 86 F CH 85 B SL 83 B CU 81 F FF 92 S CH 88 2-3 ② K	B SI 91 B CH 83 F SI 90 X SI 90 2-1 1-H 2-H 2B			B SL 86 S SL 84 S SL 86 S FF 86 1-3 ① K	B SI 91 B SL 82 F SI 91 X SI 90 2-1 ③ F7			4	0	1	2	0	2	3
11 Rajai Davis, R (1, 8) OBP: 0.264, SLG: 0.357		S SL 83 B SL 83 B SL 82 C SI 92 B SL 84 S SL 83 3-3 ③ K	X CU 81 0-0 ③ G1-3			B SL 84 X SL 84 1-0 14 1B 5 BLK 19 2B 1B		C FF 92 S FF 94 F FF 93 S FF 94 0-3 ① K		4	1	1	0	0	2	3
Inning Stats	R: 0 E: 0 K: 1 S: 10 H: 1 LOB: 1 BB: 0 P: 12	R: 0 E: 0 K: 3 S: 15 H: 1 LOB: 2 BB: 1 P: 25	R: 5 E: 0 K: 0 S: 22 H: 5 LOB: 1 BB: 1 P: 35	R: 0 E: 0 K: 0 S: 9 H: 0 LOB: 0 BB: 0 P: 15	R: 0 E: 0 K: 1 S: 11 H: 1 LOB: 1 BB: 0 P: 14	R: 2 E: 0 K: 2 S: 10 H: 3 LOB: 1 BB: 0 P: 17	R: 0 E: 0 K: 1 S: 10 H: 0 LOB: 1 BB: 1 P: 17	R: 0 E: 0 K: 3 S: 10 H: 0 LOB: 0 BB: 0 P: 10	R: 0 E: 0 K: 2 S: 10 H: 0 LOB: 0 BB: 0 P: 14	1B: 7 2B: 3 3B: 0 HR: 1 SF: 0 SAC: 0 DP: 0 HBP: 0						

PITCHER		IP	WLS	BF	H	R	ER	SO	BB	IBB	HBP	BLK	WP	HR	S	P	ERA	WHIP
59 Carlos Carrasco, R ERA: 4.28	(1, 1)	3.0	L	18	7	5	5	4	2	0	0	0	1	1	47	72	15.00	3.000
56 Frank Herrmann, R ERA: 3.9	(4, 1)	2.0		7	1	0	0	1	0	0	0	0	0	0	20	29	0.00	0.500
53 Rafael Perez, L ERA: 1.91	(6, 1)	1.0		6	3	2	2	2	0	0	0	1	1	0	10	17	18.00	3.000
38 Joe Smith, R ERA: 0.85	(7, 1)	1.0		4	0	0	0	1	1	0	0	0	0	0	10	17	0.00	1.000
52 Vinnie Pestano, R ERA: 2.97	(8, 1)	1.0		3	0	0	0	3	0	0	0	0	0	0	10	10	0.00	0.000

PITCHER		IP	WLS	BF	H	R	ER	SO	BB	IBB	HBP	BLK	WP	HR	S	P	ERA	WHIP
49 Tony Sipp, L ERA: 2.72	(9, 1)	1.0		3	0	0	0	2	0	0	0	0	0	0	10	14	0.00	0.000

TOP

Toronto Blue Jays @ Cleveland Indians

Progressive Field, Cleveland, OH

Sun Jul 10 2011, 1:07 PM - 4:11 PM EDT

Att. 21,148 - Sunny - 85 F

livebaseballscorecards.com

AB	38
R	7
H	11
RBI	7
BB	3
SO	13
LOB	14

WP: 2 PB: 0 SB: 0 CS: 0 PA: 41

Batter	1	2	3	4	5	6	7	8	9	AB	R	H	RBI	BB	SO	LOB
23 Michael Brantley, L (1, 7) OBP: 0.329, SLG: 0.381	C FF 87 B SI 89 B FF 89 B FF 90 B FF 91 4-1 41 1B 48 BB BB	C FF 89 C FF 89 F FF 91 C SL 82 0-3 ③ K	B FF 90 S CH 84 X SI 90 1-1 ③ L6	B FF 88 D SL 84 F SI 89 C SI 89 B FF 90 X SI 90 3-2 ③ G6-3		C SI 92 B FF 93 X FF 93 1-1 41 BB 1B	4	0	1	0	1	1	5
20 Orlando Cabrera, R (1, 6) OBP: 0.279, SLG: 0.330	C FF 89 B CH 81 X FF 88 1-1 ① B1	C FF 87 B SL 82 S CH 79 F FF 89 X CH 81 1-2 ① F7	C CU 76 F SL 81 F FF 90 F SL 80 B FF 89 B SI 89 F SL 83 F SL 81 B FF 89 3-3 ① F CH 82 S CH 84 K	X SI 94 0-0 ① G6-3	B FF 93 C FF 94 B FF 93 F SI 93 F FF 92 F SI 94 X FF 93 2-2 ① F9	5	0	0	0	0	1	2
48 Travis Hafner, L (1, 10) OBP: 0.406, SLG: 0.528	B FF 88 S SL 84 B SL 83 B FF 90 B CH 82 4-1 41 1B 1-2 BB	C CH 82 B FF 90 B SL 82 X SI 90 2-1 ② P6	C SI 90 X FF 90 0-1 ② G6-3	C FF 93 B CH 85 C SL 82 S SL 82 1-3 ② K	B FF 93 B FF 94 C FF 93 C FF 94 S CH 86 2-3 ② K	4	0	0	0	1	2	1
41 Carlos Santana, S (1, 3) OBP: 0.363, SLG: 0.418	X SI 89 0-0 1-2 2-3 1B	C CH 83 C CH 83 F FF 90 F CH 84 X CH 82 0-2 1B	C SL 80 B SL 83 C SI 90 F SL 84 C SL 83 1-3 ③ K	B SI 93 B SI 95 F FF 95 B CH 84 B SI 95 4-1 24 1B BB	C FF 93 B FF 93 D CH 88 B FF 93 B FF 92 4-1 1-2 BB	3	0	2	0	2	1	0
24 Grady Sizemore, L (1, 8) OBP: 0.295, SLG: 0.448	C FF 90 B FF 91 X FF 90 1-1 ② F5	C CU 78 X FF 90 0-1 ③ F9	C SI 85 B CU 79 S CH 80 B SL 80 B SI 88 X SL 82 3-2 26 1B 9 1B 1B	B SI 93 F FF 94 X FF 94 1-1 26 FC6-4 1-2 1B	C FF 93 F FF 93 B FF 93 X FF 93 1-2 ③ G4-3	5	1	2	0	0	0	6
26 Austin Kearns, R (1, 9) OBP: 0.301, SLG: 0.297	B CH 83 X FF 90 1-0 ③ G4-3	C FF 86 B SL 83 F SL 82 F FF 89 B FF 90 S CH 82 2-3 ① K	B CH 79 X FF 88 1-0 9 1B 1-2 1B	F CH 82 B SI 93 X SI 94 1-1 ③ FC6-4 1-2f		4	0	1	0	0	1	5
6 Lou Marson, R (1, 2) OBP: 0.286, SLG: 0.319		C SI 85 S FF 88 S SL 82 0-3 ① K	X CH 82 0-0 1 1B 2B	X FF 88 0-0 ① F4	C FF 92 B FF 94 B CH 83 B SI 94 F SI 94 B SI 94 4-2 9 G6-3 BB	3	0	1	0	1	1	2
1 Luis Valbuena, L (1, 4) OBP: 0.125, SLG: 0.125		B FF 89 F CH 83 X SL 83 1-1 ② B2-3	X CH 82 0-0 2-3 1B	C FF 88 X SL 82 0-1 ② F9	C SI 92 S SI 92 S SL 83 0-3 ① K	4	0	1	0	0	1	3
9 Jack Hannahan, L (1, 5) OBP: 0.312, SLG: 0.348		B FF 88 C FF 89 B FF 90 B SL 83 B SI 91 4-1 BB	C FF 89 B SI 91 F SI 90 S SL 80 1-3 ② K	F SI 88 B FF 89 C SL 82 X CH 82 1-2 2-H 1B	C FF 94 B SL 82 B SL 84 C SI 93 F SI 93 F SI 94 F FF 94 B SI 94 X SI 93 3-2 ②③ G6-3 1-2f	3	0	1	1	1	1	3
Inning Stats	R: 0 E: 0 K: 0 S: 8 H: 1 LOB: 3 BB: 2 P: 19	R: 0 E: 0 K: 2 S: 10 H: 0 LOB: 1 BB: 1 P: 15	R: 0 E: 0 K: 0 S: 13 H: 1 LOB: 1 BB: 0 P: 16	R: 0 E: 0 K: 2 S: 11 H: 2 LOB: 2 BB: 0 P: 15	R: 0 E: 0 K: 2 S: 14 H: 0 LOB: 0 BB: 0 P: 18	R: 1 E: 0 K: 0 S: 13 H: 3 LOB: 2 BB: 0 P: 21	R: 0 E: 0 K: 1 S: 9 H: 1 LOB: 2 BB: 1 P: 16	R: 0 E: 0 K: 1 S: 11 H: 0 LOB: 0 BB: 1 P: 18	R: 0 E: 0 K: 1 S: 14 H: 1 LOB: 2 BB: 1 P: 24	1B: 8 2B: 1 3B: 0 HR: 0 SF: 0 SAC: 0 DP: 1 HBP: 0						

BOTTOM

Toronto Blue Jays @ Cleveland Indians

Progressive Field, Cleveland, OH

Sun Jul 10 2011, 1:07 PM - 4:11 PM EDT

Att. 21,148 - Sunny - 85 F

livebaseballscorecards.com

AB	35
R	1
H	9
RBI	1
BB	6
SO	9
LOB	27

WP: 0 PB: 0 SB: 0 CS: 0 PA: 41

PITCHER		IP	WLS	BF	H	R	ER	SO	BB	IBB	HBP	BLK	WP	HR	S	P	ERA	WHIP
27 Brett Cecil, L ERA: 5.44	(1, 1)	6.0	W	28	7	1	1	6	3	0	0	0	0	0	69	104	1.50	1.667
47 Luis Perez, L ERA: 3.69	(7, 1)	2.0		8	1	0	0	2	2	0	0	0	0	0	20	34	0.00	1.500
54 Jason Frasor, R ERA: 3.16	(9, 1)	1.0		5	1	0	0	1	1	0	0	0	0	0	14	24	0.00	2.000

PITCHER	IP	WLS	BF	H	R	ER	SO	BB	IBB	HBP	BLK	WP	HR	S	P	ERA	WHIP

New York Yankees @ Toronto Blue Jays

Rogers Centre, Toronto, ON

Thu Jul 14 2011, 7:11 PM - 10:07 PM EDT

Att. 37,342 - Clear - 73 F

TOP

livebaseballscorecards.com

Batter	1	2	3	4	5	6	7	8	9	AB	R	H	RBI	BB	SO	LOB
2 Derek Jeter, R (1, 6) OBP: 0.331, SLG: 0.352	C SI 89 F SI 88 F FF 90 F SI 90 B FF 89 X FF 89 1-2 F9 ①		B FF 87 D CH 83 B FF 88 B FF 89 4-0 14 3B 1-2 BB		F SI 90 X SI 88 0-1 G6-3 ②	1 SAFE B FF 91 B SI 92 X SI 92 2-0 1-2 1B		B SI 88 C SI 87 F SI 87 B SL 81 X SI 88 2-2 G4-3 ③		4	1	1	0	1	0	1
14 Curtis Granderson, L (1, 8) OBP: 0.361, SLG: 0.578	B SI 89 B SI 90 C SI 90 X SI 89 2-1 G4-1 ②		C SI 88 X SI 90 0-1 25 G6-3 1-H 2-H 3B		C SI 89 C SL 84 X FF 87 0-2 25 1B	C SI 92 F SI 93 B SI 92 F SL 82 F SI 93 F SL 83 S CH 83 1-3 K ②			C SI 93 X FF 93 0-1 F7 ①	5	1	2	2	0	1	2
25 Mark Teixeira, S (1, 3) OBP: 0.351, SLG: 0.514	C SI 88 B SI 90 F SI 90 B SI 90 S FF 88 2-3 K ③		X SI 89 0-0 G6-3 ② 3-H		B FF 87 X FF 88 1-0 1-2 1B	X SI 92 0-0 G4-3 ③			B FF 93 B FS 86 B FF 94 C FF 94 F FF 94 S FF 94 3-3 K ②	5	0	1	1	0	2	2
24 Robinson Canó, L (1, 4) OBP: 0.346, SLG: 0.522		C FF 87 X SI 88 0-1 G4-3 ①	X SI 89 0-0 1B		B FF 88 X FF 90 1-0 P5 ③		B SI 91 B SI 91 B SI 92 C SI 92 X SI 92 3-1 33 G5-4-3 1B		B SI 94 S FF 94 C SI 94 X FF 94 1-2 33 DI 1B	5	0	3	0	0	0	2
33 Nick Swisher, S (1, 9) OBP: 0.365, SLG: 0.413		C FF 88 B SI 88 C SL 83 F FF 89 B FF 89 F FF 89 S SL 82 2-3 K ②	B SI 89 X SI 89 1-0 F7 ③			X SI 89 0-0 55 1B 18 HR 1B	C SI 93 B SL 81 F SI 91 X SL 83 1-2 G5-4-3 ①② 1-2f		S FF 94 B CU 80 D FS 86 S FF 95 X SI 95 2-2 F7 ③ 1-2	5	1	1	0	0	1	3
55 Russell Martin, R (1, 2) OBP: 0.322, SLG: 0.381		X SI 89 0-0 G5-3 ③		B FF 89 F FF 88 X SL 83 1-1 G6-3 ①		F FF 88 B FF 87 F FF 90 B FF 90 X FF 90 2-2 18 HR 1-2 1B	S CH 82 B CH 83 X SI 91 1-1 F8 ③			4	1	1	0	0	0	0
18 Andruw Jones, R (1, 10) OBP: 0.290, SLG: 0.433 20 Jorge Posada, S (8, PH) OBP: 0.317, SLG: 0.396 (8, 10)			C FF 88 X SI 88 0-1 HR	B FF 89 X FF 88 1-0 G5-3 ②		F FF 89 B FF 89 X FF 89 1-1 1-H 2-H HR		B SI 86 B SI 86 X SI 85 2-0 G3-1 ①		3 1	2 0	2 0	4 0	0 0	0 0	0 0
26 Eduardo Núñez, R (1, 5) OBP: 0.308, SLG: 0.421			C FF 88 X FF 88 0-1 L9 ①	C FF 89 X FF 87 0-1 P5 ③		B CH 83 X CH 82 1-0 L8 ①		B SI 87 B SI 87 X SI 86 2-0 G6-3 ②		4	0	0	0	0	0	0
11 Brett Gardner, L (1, 7) OBP: 0.353, SLG: 0.403			C SI 89 F SI 88 B FF 88 X SI 89 1-2 2 BB 14 3B 1B		C SI 87 B SI 88 C SL 82 F FF 87 X SI 90 1-2 G4-3 ①	B SI 89 C SL 82 B FF 87 C SI 89 X SI 90 2-2 2 1B 1B		C SI 87 B SI 86 X CH 82 1-1 2B		4	1	3	0	0	0	0
Inning Stats	R: 0 E: 0 K: 1 S: 10 H: 0 LOB: 0 BB: 0 P: 15	R: 0 E: 0 K: 1 S: 8 H: 0 LOB: 0 BB: 0 P: 10	R: 4 E: 0 K: 0 S: 12 H: 4 LOB: 1 BB: 1 P: 18	R: 0 E: 0 K: 0 S: 5 H: 0 LOB: 0 BB: 0 P: 7	R: 0 E: 0 K: 0 S: 11 H: 2 LOB: 2 BB: 0 P: 14	R: 3 E: 0 K: 1 S: 18 H: 5 LOB: 2 BB: 0 P: 27	R: 0 E: 0 K: 0 S: 7 H: 1 LOB: 0 BB: 0 P: 12	R: 0 E: 0 K: 0 S: 7 H: 1 LOB: 1 BB: 0 P: 14	R: 0 E: 0 K: 1 S: 11 H: 1 LOB: 1 BB: 0 P: 17	1B: 10 2B: 1 3B: 1 HR: 2 SF: 0 SAC: 0 DP: 1 HBP: 0						

	AB	40
	R	7
	H	14
	RBI	7
	BB	1
	SO	4
	LOB	10

PITCHER		IP	WLS	BF	H	R	ER	SO	BB	IBB	HBP	BLK	WP	HR	S	P	ERA	WHIP
37 Jo-Jo Reyes, L ERA: 4.94	(1, 1)	5.1	W	27	10	7	7	2	1	0	0	0	0	2	56	80	11.81	2.062
47 Luis Perez, L ERA: 3.51	(6, 1)	1.2	H	6	2	0	0	1	0	0	0	0	0	0	15	23	0.00	1.200
57 Shawn Camp, R ERA: 4.31	(8, 1)	1.0		4	1	0	0	0	0	0	0	0	0	0	7	14	0.00	1.000
50 Frank Francisco, R ERA: 5.68	(9, 1)	1.0		4	1	0	0	1	0	0	0	0	0	0	11	17	0.00	1.000

PITCHER		IP	WLS	BF	H	R	ER	SO	BB	IBB	HBP	BLK	WP	HR	S	P	ERA	WHIP

BOTTOM

New York Yankees @ Toronto Blue Jays

Rogers Centre, Toronto, ON

Thu Jul 14 2011, 7:11 PM - 10:07 PM EDT

Att. 37,342 - Clear - 73 F

livebaseballscorecards.com

Batter	1	2	3	4	5	6	7	8	9	AB	R	H	RBI	BB	SO	LOB
5 Yunel Escobar, R (1, 6) OBP: 0.368, SLG: 0.437	G5-3		BB				G6-3	K		5	2	2	1	1	1	2
14 Eric Thames, L (1, 9) OBP: 0.368, SLG: 0.541			FC6			P5				5	1	3	3	0	0	2
16 Corey Patterson, L (7, PR) OBP: 0.292, SLG: 0.393										0	0	0	0	0	0	0
(8, 9)							FC5-4									
19 José Bautista, R (1, 5) OBP: 0.470, SLG: 0.701	BB	P6								2	1	1	0	1	0	1
6 John McDonald, R (5, 5) OBP: 0.266, SLG: 0.308							FC5-4			2	1	1	0	0	0	1
26 Adam Lind, L (1, 3) OBP: 0.354, SLG: 0.521	G3-1					F4				5	2	3	0	0	0	4
2 Aaron Hill, R (1, 4) OBP: 0.281, SLG: 0.329		G1-3		K				P4		5	1	2	2	0	1	4
10 Edwin Encarnación, R (1, 10) OBP: 0.293, SLG: 0.410	BB			G5-3						4	2	3	3	1	0	2
45 Travis Snider, L (1, 7) OBP: 0.313, SLG: 0.385		G6-3		K						5	3	3	2	0	1	1
9 J.P. Arencibia, R (1, 2) OBP: 0.285, SLG: 0.427	FC5		K	K				E6		5	2	1	1	0	2	3
11 Rajai Davis, R (1, 8) OBP: 0.263, SLG: 0.354			F9	P4			G4-3	FC3-6		5	1	1	2	0	0	2
Inning Stats	R: 8 E: 1 K: 0 S: 29 H: 6 LOB: 1 BB: 2 P: 49	R: 1 E: 0 K: 0 S: 8 H: 2 LOB: 0 BB: 0 P: 13	R: 0 E: 0 K: 1 S: 8 H: 0 LOB: 1 BB: 1 P: 16	R: 0 E: 0 K: 1 S: 8 H: 2 LOB: 1 BB: 0 P: 12	R: 0 E: 0 K: 2 S: 9 H: 0 LOB: 0 BB: 0 P: 11	R: 2 E: 0 K: 0 S: 13 H: 4 LOB: 2 BB: 0 P: 17	R: 2 E: 0 K: 0 S: 13 H: 3 LOB: 1 BB: 0 P: 15	R: 3 E: 1 K: 1 S: 17 H: 3 LOB: 1 BB: 0 P: 22		1B: 15 2B: 5 3B: 0 HR: 0 SF: 0 SAC: 0 DP: 2 HBP: 0						

	AB	43
	R	16
	H	20
	RBI	14
	BB	3
	SO	5
	LOB	22

WP: 0 PA: 46
PB: 0
SB: 1
CS: 0

PITCHER		IP	WLS	BF	H	R	ER	SO	BB	IBB	HBP	BLK	WP	HR	S	P	ERA	WHIP
40 Bartolo Colon, R ERA: 3.47	(1, 1)	0.2	L	11	6	8	3	0	2	0	0	0	0	0	25	42	40.50	12.000
38 Luis Ayala, R ERA: 1.59	(1, 1)	1.1		5	2	1	1	0	0	0	0	1	0	0	12	20	6.75	1.500
64 Hector Noesí, R ERA: 3.45	(3, 1)	3.1		14	4	2	2	4	1	0	0	0	0	0	32	49	5.40	1.500
48 Boone Logan, L ERA: 3.63	(6, 1)	0.2		4	3	1	1	0	0	0	0	0	0	0	7	8	13.50	4.500
45 Sergio Mitre, R ERA: 4.34	(7, 1)	2.0		12	5	4	2	1	0	0	0	0	0	0	29	36	9.00	2.500

PITCHER	IP	WLS	BF	H	R	ER	SO	BB	IBB	HBP	BLK	WP	HR	S	P	ERA	WHIP

Batter	1	2	3	4	5	6	7	8	9	AB	R	H	RBI	BB	SO	LOB
2 Derek Jeter, R (1, 6) OBP: 0.327, SLG: 0.347	B FF 92 C FF 93 X SI 92 1-1 E3 14 BB	F CU 84 B FF 95 F FF 93 F FF 94 S SL 89 1-3 ② K			F SL 87 F FC 93 C FF 94 0-3 ② K		F FC 92 X FF 91 0-1 ③ G3			4	0	0	0	0	2	3
14 Curtis Granderson, L (1, 8) OBP: 0.360, SLG: 0.573	C FF 94 F FF 94 F SL 89 B FF 95 D SL 91 F SL 88 B SI 90 B SI 90 4-2 1-2 BB	B SI 94 S FF 94 S SI 97 F FF 96 B FF 96 X SL 90 2-2 ③ G4-3			C FS 86 B SL 88 S SL 87 F FF 96 F SL 88 C FF 94 1-3 ③ K			B SI 89 B SL 82 B SI 90 C SI 89 X SI 90 3-1 ① G6-3		3	0	0	0	1	1	2
25 Mark Teixeira, S (1, 3) OBP: 0.347, SLG: 0.508	C FF 96 B FF 96 X FF 94 1-1 ① P5	B FF 93 B FF 93 C FF 93 X FF 93 2-1 ① P5				C FF 92 F SL 86 S SL 88 0-3 ① K		C SI 91 S SL 83 S CH 84 0-3 ② K		4	0	0	0	0	2	2
24 Robinson Canó, L (1, 4) OBP: 0.342, SLG: 0.516	F FF 95 X SI 96 0-1 ② F7	C FF 93 S FF 94 B FF 96 X SL 87 1-2 ② L5				C FS 86 B FF 94 X FF 93 1-1 ② P4		S SI 90 B SL 83 S SI 91 S SI 91 1-3 ③ K		4	0	0	0	0	1	2
33 Nick Swisher, S (1, 9) OBP: 0.366, SLG: 0.414	S SL 90 F FF 95 B FF 96 S SL 89 X FF 97 2-2 ③ P6	B FS 87 F FF 93 F FF 95 F FF 95 B SL 87 S SL 87 2-3 ③ K				X FF 94 0-0 1B			B FF 93 X SI 94 1-0 20 G4-6-3 1B	4	0	2	0	0	1	2
20 Jorge Posada, S (1, 10) OBP: 0.316, SLG: 0.394		C FF 92 B SL 87 F SL 88 B SL 90 X FS 88 2-2 11 FC3-6 26 1B 55 BB 1B		B FF 93 F FF 92 S FF 94 B FF 93 B SL 86 C SL 87 3-3 ① K		C FF 93 B FF 93 B SI 94 X SL 85 2-1 ③ G4-1			S CH 87 S CH 87 B FF 94 X SL 85 1-2 ①② G4-6-3 1-2f	4	1	1	0	0	1	2
55 Russell Martin, R (1, 2) OBP: 0.325, SLG: 0.381		S FF 94 B FF 95 B FF 95 B SL 88 B FF 95 4-1 11 FC3-6 1-2 BB		B FF 94 X SL 87 1-0 ② G5-3			C FF 91 S FF 92 B FF 94 B FF 94 X SL 86 2-2 ① G6-3		B FF 94 F FF 94 B FF 94 F FF 94 F SI 93 B CH 87 X SI 94 3-2 11 1B 11 DI 1B	3	0	1	0	1	0	0
11 Brett Gardner, L (1, 7) OBP: 0.352, SLG: 0.401		F FF 95 C FF 95 F FF 94 X FF 96 0-2 ① FC3-6 26 1B 1-2f 2-3		C FF 94 B FF 94 F FF 94 X FF 97 1-2 ③ L5			B SI 91 C FF 93 C FF 94 B FF 95 F FF 95 B SL 88 X FF 94 3-2 ② L6		B FF 94 C FF 94 F FF 94 B CH 87 F SL 83 F FF 93 B FF 93 F FF 93 X FF 94 3-2 26 DI 1-3 1B	4	0	1	0	0	0	2
26 Eduardo Núñez, R (1, 5) OBP: 0.314, SLG: 0.423		D FF 95 X SL 86 1-0 1-2 3-H 1B			B FF 92 C SL 84 F FF 93 X SL 88 1-2 ① G6-3		S SL 84 X SL 86 0-1 1B		C FF 93 F CH 86 F CH 87 C FF 94 0-3 ③ K 1-2	4	0	2	1	0	1	2
Inning Stats	R: 0 E: 1 K: 0 S: 13 H: 0 LOB: 2 BB: 1 P: 21	R: 1 E: 0 K: 1 S: 17 H: 2 LOB: 2 BB: 1 P: 27	R: 0 E: 0 K: 1 S: 9 H: 0 LOB: 0 BB: 0 P: 14	R: 0 E: 0 K: 1 S: 7 H: 0 LOB: 0 BB: 0 P: 12	R: 0 E: 0 K: 2 S: 11 H: 0 LOB: 0 BB: 0 P: 13	R: 0 E: 0 K: 1 S: 8 H: 1 LOB: 1 BB: 0 P: 11	R: 0 E: 0 K: 0 S: 11 H: 1 LOB: 1 BB: 0 P: 16	R: 0 E: 0 K: 2 S: 8 H: 0 LOB: 0 BB: 0 P: 12	R: 0 E: 0 K: 1 S: 18 H: 3 LOB: 2 BB: 0 P: 26	1B: 7 2B: 0 3B: 0 HR: 0 SF: 0 SAC: 0 DP: 1 HBP: 0						

PITCHER		IP	WLS	BF	H	R	ER	SO	BB	IBB	HBP	BLK	WP	HR	S	P	ERA	WHIP
23 Brandon Morrow, R ERA: 4.37	(1, 1)	6.2	W	27	4	1	1	6	2	0	0	0	0	0	74	112	1.35	0.900
29 Octavio Dotel, R ERA: 3.46	(7, 1)	0.1		1	0	0	0	0	0	0	0	0	0	0	2	2	0.00	0.000
34 Marc Rzepczynski, L ERA: 2.92	(8, 1)	1.0		3	0	0	0	2	0	0	0	0	0	0	8	12	0.00	0.000
54 Jason Frasor, R ERA: 3.08	(9, 1)	1.0		5	3	0	0	1	0	0	0	0	0	0	18	26	0.00	3.000

PITCHER		IP	WLS	BF	H	R	ER	SO	BB	IBB	HBP	BLK	WP	HR	S	P	ERA	WHIP

TOP

New York Yankees @ Toronto Blue Jays

Rogers Centre, Toronto, ON

Fri Jul 15 2011, 7:10 PM - 10:10 PM EDT

Att. 33,525 - Partly Cloudy - 75 F

livebaseballscorecards.com

AB	34
R	1
H	7
RBI	1
BB	2
SO	9
LOB	17

WP: 0 PA: 36
PB: 0
SB: 0
CS: 0

BOTTOM

New York Yankees @ Toronto Blue Jays

Rogers Centre, Toronto, ON

Fri Jul 15 2011, 7:10 PM - 10:10 PM EDT

Att. 33,525 - Partly Cloudy - 75 F

livebaseballscorecards.com

Batter	1	2	3	4	5	6	7	8	9	AB	R	H	RBI	BB	SO	LOB
11 Rajai Davis, R (1, 8) OBP: 0.265, SLG: 0.353	X SI 86 0-0 ① F7		B SI 86 C SL 78 S SL 79 B SL 81 F SL 80 S CH 79 2-3 ① K	X SL 81 0-0 ③ G1-3		B FF 86 T CH 79 B SI 87 B FF 88 B FF 88 4-1 1-2 BB		B CH 87 X CH 87 1-0 18 HBP 5 1B 1B		4	1	1	0	1	1	1
14 Eric Thames, L (1, 10) OBP: 0.375, SLG: 0.563 18 Mike McCoy, R (6, PH) OBP: 0.337, SLG: 0.301 (7, 10)	B SL 79 X SI 86 1-0 5 1B 2B		C CU 71 S FS 79 X CH 80 0-2 ② G3-1		F SI 86 B FF 87 S FS 77 B SL 79 X FS 79 2-2 26 BB 2 FC6-4 2B	F FF 89 C CU 73 S SL 77 0-3 ① K		C CH 86 C CU 76 H FF 86 1-2 5 1B 1-2 HBP		3 1	2 0	2 0	0 0	0 0	0 1	0 2
5 Yunel Escobar, R (1, 6) OBP: 0.373, SLG: 0.444	C CU 70 B SL 76 F SL 79 B FS 79 X FS 79 2-2 26 F9 2-H 1B		B SI 88 B SI 88 C SL 80 B SL 80 X SI 89 3-1 2B		B SI 88 F SI 87 C SI 88 D FS 81 F SL 78 B FS 79 B SL 81 4-2 2 FC6-4 26 BB 45 SF7 BB	B FF 88 C CU 73 C FF 88 D CU 74 C SI 90 2-3 ② K		X CH 86 0-0 26 G4-6-3 1-3 2-H 1B		4	1	3	2	1	1	2
26 Adam Lind, L (1, 3) OBP: 0.351, SLG: 0.513	X SL 80 0-0 ② F9 1-2		S FS 79 F FS 81 S FS 82 0-3 ③ K2-3		B SI 87 B SI 86 D CH 81 B SI 87 4-0 2 FC6-4 1-2 2-3 BB	C FF 89 B FF 89 B CH 80 B CU 73 S CH 81 F FF 88 C FF 90 3-3 ③ K		X FF 88 0-0 ②③ G4-6-3 1-2f		4	0	0	0	1	2	6
2 Aaron Hill, R (1, 4) OBP: 0.277, SLG: 0.324	C SL 80 S FS 80 F FS 80 S SL 82 0-3 ③ K			C SI 87 S FS 78 B CH 80 X SL 79 1-2 ① G6-3	X SI 88 0-0 ① FC6-4 16 S 45 S 16 E 1-2f 2-3 3-H		B SI 88 S CU 72 C FF 87 B FF 87 F CU 74 X CH 82 2-2 ① G6-3			4	1	0	1	0	1	3
45 Travis Snider, L (1, 7) OBP: 0.319, SLG: 0.400		B SI 85 S CH 78 S FS 79 B FS 77 S FS 80 2-3 ① K		B SI 87 B CH 82 S CH 82 B SI 88 S CH 81 X CH 82 3-2 10 2B 2B	F SI 88 S FS 79 D CH 80 1 SAFE B SI 86 B FS 80 X FS 79 3-2 ② SF7 1-2 3-H		B FF 89 C FF 89 X CH 82 1-1 16 S 1B			3	1	2	1	0	1	0
10 Edwin Encarnación, R (1, 5) OBP: 0.300, SLG: 0.415		B FF 87 S CU 76 F CH 77 B FF 86 B FS 78 B SL 80 4-2 BB	X SL 80 0-0 8 E 2-H 2B	I IN 74 I IN 74 I IN 77 I IN 76 4-0 16 S IBB		B FC 88 B FF 88 F FF 88 X FF 88 2-1 ② L5				2	1	1	1	2	0	1
16 Corey Patterson, L (1, 9) OBP: 0.288, SLG: 0.388		C SI 86 C FS 78 D FS 80 1 SAFE X SI 86 1-2 ② P3	S CU 70 S CH 79 S SL 80 0-3 ② K	B CU 71 C SI 87 X FS 79 1-1 ③ F9 1-2 2-H		B FF 87 C FF 89 S CH 80 S FF 88 1-3 ③ K 1-2				4	0	0	0	0	2	4
8 José Molina, R (1, 2) OBP: 0.379, SLG: 0.452		B CU 72 X SI 88 1-0 ③ L9		B FS 79 F SL 80 X FS 80 1-1 E8 2-H 1B		C FF 86 X CU 74 0-1 11 BB 1B		X FF 87 0-0 ① F7		4	0	2	1	0	0	1
Inning Stats	R: 1 E: 0 K: 1 S: 10 H: 2 LOB: 1 BB: 0 P: 13	R: 0 E: 0 K: 1 S: 9 H: 0 LOB: 1 BB: 1 P: 17	R: 0 E: 0 K: 2 S: 12 H: 1 LOB: 1 BB: 0 P: 17	R: 2 E: 1 K: 1 S: 13 H: 3 LOB: 1 BB: 0 P: 18	R: 3 E: 0 K: 0 S: 12 H: 1 LOB: 1 BB: 3 P: 30	R: 0 E: 0 K: 3 S: 13 H: 1 LOB: 2 BB: 1 P: 22	R: 0 E: 0 K: 1 S: 11 H: 1 LOB: 1 BB: 0 P: 17	R: 1 E: 0 K: 0 S: 6 H: 2 LOB: 1 BB: 0 P: 8								

AB	33
R	7
H	11
RBI	6
BB	5
SO	9
LOB	20

1B: 6 SF: 1
2B: 5 SAC: 0
3B: 0 DP: 1
HR: 0 HBP: 1

WP: 0 PA: 40
PB: 0
SB: 4
CS: 0

PITCHER		IP	WLS	BF	H	R	ER	SO	BB	IBB	HBP	BLK	WP	HR	S	P	ERA	WHIP
36 Freddy Garcia, R ERA: 3.43	(1, 1)	5.0	L	26	7	6	5	5	3	1	0	0	0	0	56	95	9.00	2.000
53 Cory Wade, R ERA: 1.54	(6, 1)	2.0		9	2	0	0	4	1	0	0	0	0	0	24	39	0.00	1.500
45 Sergio Mitre, R ERA: 4.46	(8, 1)	1.0		5	2	1	1	0	0	0	1	0	0	0	6	8	9.00	2.000

PITCHER	IP	WLS	BF	H	R	ER	SO	BB	IBB	HBP	BLK	WP	HR	S	P	ERA	WHIP

Batter	1	2	3	4	5	6	7	8	9	AB	R	H	RBI	BB	SO	LOB
2 Derek Jeter, R (1, 6) OBP: 0.328, SLG: 0.348	B SI 91 X FF 90 1-0 G6-3	C SI 92 B SI 91 F FF 94 S CH 87 1-3 K 1-2		F CH 85 X FF 94 0-1 E6 3-H 1B		C SI 89 X CH 84 0-1 G6-3			X FF 90 0-0 14 1B 1B	5	0	2	1	0	1	3
14 Curtis Granderson, L (1, 10) OBP: 0.360, SLG: 0.569	B FF 93 S SI 91 B SI 91 B CH 84 X SI 91 3-1 F9		B SI 90 B SI 90 B SI 91 B FF 91 4-0 24 1B 18 E BB	B SI 93 C CH 82 X SI 92 1-1 G3			X FF 92 0-0 B2-3		C FF 90 B FF 89 F CH 83 1 SAFE F SL 84 X CH 82 1-2 1B	4	1	1	0	1	0	1
25 Mark Teixeira, S (1, 3) OBP: 0.345, SLG: 0.503	B FF 93 S SI 93 B CH 87 X CH 84 2-1 F9		B CH 84 C FF 92 B FF 91 1 SAFE F FF 92 S FF 93 2-3 K		C SI 89 B CH 85 F FF 89 F CH 85 X CU 78 1-2 F8		C CH 83 F FF 92 F CH 84 B SL 82 X SI 92 1-2 24 FC6-4 1B		B FF 89 B FF 91 X CH 84 2-0 P2	5	0	1	0	0	1	3
24 Robinson Canó, L (1, 4) OBP: 0.343, SLG: 0.513		C FF 88 B FF 91 F SI 90 B SI 92 B CH 86 F SI 93 S SI 90 3-3 K	1 SAFE 1 SAFE X FF 91 0-0 18 G5-3 1-3 1B		B FF 91 F FF 89 B SI 90 F FF 92 B SL 85 B FC 90 4-2 33 WP BB		B FF 93 X SI 92 1-0 FC6-4 1-2f		B CH 84 F FC 89 F SL 85 B FF 90 F FC 89 S CU 74 2-3 K	4	0	1	0	1	2	3
33 Nick Swisher, S (1, 9) OBP: 0.365, SLG: 0.415		F SI 92 F FF 92 B CU 79 B CH 87 X FF 92 2-2 18 1B 2B	C CH 85 B FF 92 S CH 84 F CH 84 F FF 94 1 SAFE D CU 80 D CH 84 C CU 77 3-3 K		F FF 88 B FF 89 F CH 82 B CU 77 B CH 83 F FF 91 C FF 92 3-3 K 1-2		X FF 93 0-0 G4-3			4	1	1	0	0	2	4
18 Andruw Jones, R (1, 7) OBP: 0.288, SLG: 0.426 Greg Golson, R (8, 7)		C CH 85 X CH 84 0-1 11 2B 26 G5-3 2-H 1B	B FF 94 C CU 76 B CU 77 F CH 85 B CU 78 X CH 85 3-2 G5-3 1-3 3-H		F FF 92 D CU 77 F SI 92 D CU 77 B FF 93 F CH 84 S CH 84 3-3 K			B FF 94 F FF 94 S FF 93 B FF 94 X FF 94 2-2 F8		4 0	1 0	1 0	1 0	0 0	1 0	2 0
11 Brett Gardner, L (1, 8) OBP: 0.357, SLG: 0.413		B FF 93 B SI 92 1 SAFE F FF 91 X SI 91 2-1 26 G5-3 1-3 2B		B FF 88 C FF 91 B CH 84 F FF 92 B CU 77 X CH 85 3-2 26 SH1-3 2 E 2B		X SI 86 0-0 17 G5-3 17 S 1B		B FF 94 C FF 94 C FF 91 B FS 87 F FS 86 X FF 95 2-2 G6-3		4	1	3	0	0	0	0
26 Eduardo Núñez, R (1, 5) OBP: 0.307, SLG: 0.414		B FF 94 X FF 92 1-0 G5-3 2-3 3-H		X FF 90 0-0 SH1-3 2-3		1 SAFE 1 SAFE 1 SAFE 1 SAFE X SI 87 0-0 P3		B FS 86 X FF 95 1-0 P4		3	0	0	1	0	0	2
17 Francisco Cervelli, R (1, 2) OBP: 0.263, SLG: 0.274		B FF 94 B FF 94 F FF 92 F FF 94 D CU 79 B FF 94 4-2 2 S BB		B FF 92 S FC 94 S FF 93 B FC 93 S FF 93 2-3 K		1 SAFE 1 SAFE B SI 88 X SI 88 1-0 G5-3 1-3			B FF 90 X FF 88 1-0 F8	3	0	0	0	1	1	2
Inning Stats	R: 0 E: 0 K: 0 S: 5 H: 0 LOB: 0 BB: 0 P: 11	R: 2 E: 0 K: 2 S: 17 H: 3 LOB: 2 BB: 1 P: 30	R: 1 E: 0 K: 2 S: 12 H: 1 LOB: 1 BB: 1 P: 24	R: 1 E: 1 K: 1 S: 11 H: 2 LOB: 1 BB: 0 P: 17	R: 0 E: 0 K: 2 S: 14 H: 0 LOB: 1 BB: 1 P: 25	R: 0 E: 0 K: 0 S: 5 H: 1 LOB: 1 BB: 0 P: 6	R: 0 E: 0 K: 0 S: 7 H: 1 LOB: 1 BB: 0 P: 9	R: 0 E: 0 K: 0 S: 8 H: 0 LOB: 0 BB: 0 P: 13	R: 0 E: 0 K: 1 S: 11 H: 2 LOB: 2 BB: 0 P: 17	1B: 7 2B: 3 3B: 0 HR: 0 SF: 0 SAC: 1 DP: 0 HBP: 0						WP: 1 PB: 0 SB: 2 CS: 0 PA: 40

PITCHER		IP	WLS	BF	H	R	ER	SO	BB	IBB	HBP	BLK	WP	HR	S	P	ERA	WHIP
24 Ricky Romero, L ERA: 3.18	(1, 1)	5.0	L	24	6	4	3	7	3	0	0	0	1	0	59	107	5.40	1.800
57 Shawn Camp, R ERA: 4.2	(6, 1)	1.0		4	1	0	0	0	0	0	0	0	0	0	5	6	0.00	1.000
47 Luis Perez, L ERA: 3.44	(7, 1)	0.2		3	1	0	0	0	0	0	0	0	0	0	6	8	0.00	1.500
50 Frank Francisco, R ERA: 5.4	(7, 1)	1.1		4	0	0	0	0	0	0	0	0	0	0	9	14	0.00	0.000
60 Jon Rauch, R ERA: 4.23	(9, 1)	1.0		5	2	0	0	1	0	0	0	0	0	0	11	17	0.00	2.000

PITCHER	IP	WLS	BF	H	R	ER	SO	BB	IBB	HBP	BLK	WP	HR	S	P	ERA	WHIP

TOP

New York Yankees @ Toronto Blue Jays

Rogers Centre, Toronto, ON

Sat Jul 16 2011, 1:09 PM - 4:05 PM EDT

Att. 45,606 - Partly Cloudy - 73 F

livebaseballscorecards.com

AB	36
R	4
H	10
RBI	3
BB	3
SO	8
LOB	20

Batter	1	2	3	4	5	6	7	8	9	AB	R	H	RBI	BB	SO	LOB
11 Rajai Davis, R (1, 8) OBP: 0.265, SLG: 0.349	B FF 92 B FF 92 C FF 92 B FF 92 C SI 92 B FF 92 4-2 14 S 5 1B BB		C FF 94 F FF 93 B SL 82 X FF 96 1-2 ①② G6-4-3 1-2f			B SL 79 X FF 94 1-0 ① F8		D SL 81 X FF 96 1-0 ② G6-3 2-3		3	1	0	0	1	0	2
14 Eric Thames, L (1, 9) OBP: 0.363, SLG: 0.543	B SL 77 X FF 93 1-0 ① F7 1-2		B FF 95 F FF 94 F SL 83 S SL 82 1-3 ③ K			S SL 80 C SL 82 F SL 83 X SL 83 0-2 ② G3		B SL 83 C SL 85 B FF 96 C FF 95 X SL 84 2-2 ③ L8		4	0	0	0	0	1	2
5 Yunel Escobar, R (1, 6) OBP: 0.375, SLG: 0.443	B SL 79 B SL 78 C CH 87 X CH 86 2-1 2-H 1B			B FF 93 B FF 94 C FF 94 C SI 94 F FF 95 B SL 84 B FF 96 4-2 2 L5-4 26 1B BB		C FF 95 F FF 95 B FF 96 X FF 95 1-2 ③ F8			B FC 91 F FC 92 S FC 93 F FC 93 F FC 95 C FC 91 1-3 ① K	3	0	1	1	1	1	0
26 Adam Lind, L (1, 3) OBP: 0.353, SLG: 0.513	C FF 93 S SL 82 S SL 83 0-3 ② K			C FF 96 B FF 96 X SL 84 1-1 1-2 1B			C FF 95 B FF 95 F FF 94 S SL 82 1-3 ① K		B FC 92 F X FC 91 1-1 10 1B 1B	4	0	2	0	0	2	1
10 Edwin Encarnación, R (1, 10) OBP: 0.299, SLG: 0.412 16 Corey Patterson, L (9, PR) OBP: 0.288, SLG: 0.388	F FF 94 F FF 94 S SL 82 0-3 ③ K			C SL 81 F FF 95 S SL 82 0-3 ① K			C FF 96 C SL 83 F FF 96 B SL 83 X FF 97 1-2 ② G4-3		F FC 92 C FF 91 F FF 94 X FC 92 0-2 1-2 1B	4 0	0 0	1 0	0 0	0 0	2 0	3 0
2 Aaron Hill, R (1, 4) OBP: 0.277, SLG: 0.321		B FF 92 B FF 93 F FF 93 B FF 94 X FF 94 3-1 ① F7		X CH 88 0-0 ②③ L5-4 2-2			B FF 96 C FF 94 B CH 88 B FF 95 F FF 95 B FF 96 4-2 BB		B FC 93 F FC 93 C FC 92 F FF 94 F FF 95 F FC 93 F FC 93 S FC 93 1-3 ② K	3	0	0	0	1	1	4
45 Travis Snider, L (1, 7) OBP: 0.310, SLG: 0.388		F SL 79 X FF 95 0-1 ② G5-3			B FF 95 F FF 94 X SL 82 1-1 ① P4		S SL 85 S SL 84 D SL 82 S SL 83 1-3 ③ K		C FC 92 C FC 92 B FC 91 F FC 92 B FC 93 F FC 92 X FC 91 2-2 ③ G6-3	4	0	0	0	0	1	3
9 J.P. Arencibia, R (1, 2) OBP: 0.282, SLG: 0.422		F FF 96 S FF 94 B FF 94 X CH 88 1-2 ③ P4			S SL 81 X FF 95 0-1 ② F8			C FF 94 F CH 88 S FF 95 0-3 ① K		3	0	0	0	0	1	0
6 John McDonald, R (1, 5) OBP: 0.267, SLG: 0.316			C FF 94 F FF 95 X SL 81 0-2 E5 11 G6-4-3		C FF 96 F SI 96 F SL 82 B CH 88 B SL 84 S FF 95 2-3 ③ K			B FF 95 F FF 95 F FF 96 B FF 96 B CH 88 X FF 95 3-2 11 G6-3 2B		3	0	1	0	0	1	0
Inning Stats	R: 1 H: 1 E: 0 LOB: 1 K: 2 BB: 1 S: 11 P: 18	R: 0 H: 0 E: 0 LOB: 0 K: 0 BB: 0 S: 7 P: 11	R: 0 H: 0 E: 1 LOB: 0 K: 1 BB: 0 S: 9 P: 11	R: 0 H: 1 E: 0 LOB: 1 K: 1 BB: 1 S: 9 P: 14	R: 0 H: 0 E: 0 LOB: 0 K: 1 BB: 0 S: 8 P: 11	R: 0 H: 0 E: 0 LOB: 0 K: 0 BB: 0 S: 8 P: 10	R: 0 H: 0 E: 0 LOB: 1 K: 2 BB: 1 S: 12 P: 19	R: 0 H: 1 E: 0 LOB: 1 K: 1 BB: 0 S: 10 P: 16	R: 0 H: 2 E: 0 LOB: 2 K: 2 BB: 0 S: 23 P: 28	1B: 4 SF: 0 2B: 2 SAC: 0 3B: 0 DP: 2 HR: 0 HBP: 0						

PITCHER	IP	WLS	BF	H	R	ER	SO	BB	IBB	HBP	BLK	WP	HR	S	P	ERA	WHIP
52 CC Sabathia, L (1, 1) ERA: 2.64	8.0	W	29	3	1	1	8	3	0	0	0	0	0	74	110	1.12	0.750
42 Mariano Rivera, R (9, 1) ERA: 1.8	1.0	S	5	2	0	0	2	0	0	0	0	0	0	23	28	0.00	2.000

PITCHER	IP	WLS	BF	H	R	ER	SO	BB	IBB	HBP	BLK	WP	HR	S	P	ERA	WHIP

BOTTOM

New York Yankees @ Toronto Blue Jays

Rogers Centre, Toronto, ON

Sat Jul 16 2011, 1:09 PM - 4:05 PM EDT

Att. 45,606 - Partly Cloudy - 73 F

livebaseballscorecards.com

AB	31
R	1
H	5
RBI	1
BB	3
SO	10
LOB	15

WP: 0	PA: 34		
PB: 0			
SB: 1			
CS: 0			

Batter	1	2	3	4	5	6	7	8	9	AB	R	H	RBI	BB	SO	LOB
11 Brett Gardner, L (1, 7) OBP: 0.364, SLG: 0.418	C CH 84 C CU 71 F SL 81 F FF 88 B SL 80 B FF 88 F CU 74 X CU 76 2-2 24 1B 14 S 33 1B 1B	B FF 86 F CH 77 B CU 76 B CH 80 C FF 87 X CH 82 3-2 ③ L6	1 SAFE B CH 80 B CH 81 1 SAFE X FF 87 2-0 14 1-2 2B 1B	C SI 92 F SI 94 B FF 94 X CH 85 1-2 14 FC4-6 1B	B FF 93 B FF 93 C FF 91 B FF 93 C FF 91 F FF 92 B FF 92 4-2 14 S 14 1B BB	4	3	3	0	1	0	0
14 Curtis Granderson, L (1, 8) OBP: 0.361, SLG: 0.570	B FF 88 C FF 88 F FF 88 F SL 81 1 SAFE S CH 80 1-3 ① K 1-2	C FF 87 B FF 87 S CU 69 B SL 82 S CH 83 2-3 ① K	B FF 88 C CU 70 B SI 88 C CH 81 D SL 84 X SL 82 3-2 1-H 2-H 2B	F CH 84 B FF 93 B SI 92 X SL 84 2-1 ① FC4-6 25 1B 24 SF9 1-2f	1 SAFE 1 SAFE P PO 88 1 SAFE B CH 86 B FF 94 C FF 93 S FF 94 X CH 86 3-2 1-H 1B	5	1	2	3	0	2	2
25 Mark Teixeira, S (1, 10) OBP: 0.346, SLG: 0.500	B CU 71 C CH 80 B FF 88 B FF 87 B CH 82 4-1 33 1B 24 1B BB	F FF 88 B FF 89 C CU 69 F FF 91 S SL 82 1-3 ② K	X FF 88 0-0 ③ F9	B CH 83 B FF 93 F CH 84 F CH 84 X FF 93 2-2 1-3 1B	B FF 94 B FF 94 X FF 95 2-0 ② F7	4	0	1	0	1	1	2
24 Robinson Canó, L (1, 4) OBP: 0.341, SLG: 0.510	X SL 83 0-0 33 1B 1-2 2-3 1B	F EP 63 B CH 73 F FF 89 F FF 90 X SL 83 1-2 ③ G3	B FF 87 S CH 81 B CU 70 F SI 88 X CU 77 2-2 ① L3	X CH 84 0-0 ② SF9 3-H	B CH 86 B FF 94 C FF 93 F FF 95 S FF 94 2-3 ③ K	4	0	1	1	0	1	1
33 Nick Swisher, S (1, 9) OBP: 0.366, SLG: 0.416 (8, 3)	B FF 88 F FF 88 F FF 89 B SL 82 X SL 83 2-2 1-2 2-3 3-H 1B	B SI 87 C FF 88 X FF 88 1-1 55 2B 1B	C CH 81 C CU 71 B FF 89 B SL 82 B CU 76 S CU 74 3-3 ② K	B SI 93 C CH 84 B CH 83 X SI 94 2-1 ③ F9	4	1	2	1	0	1	1
20 Jorge Posada, S (1, 3) OBP: 0.311, SLG: 0.387 27 Chris Dickerson, L (8, 9) OBP: 0.364, SLG: 0.400	C CU 74 B SI 89 S CH 83 D SL 83 T CH 82 2-2 ② K	X SI 87 0-0 ① F7	B SL 81 X CU 72 1-0 ③ P5	B FF 92 X SI 92 1-0 ① G5-3	4	0	0	0	0	1	4
					0	0	0	0	0	0	0
55 Russell Martin, R (1, 2) OBP: 0.324, SLG: 0.383	X SL 82 0-0 ③ L6	X SI 86 0-0 26 1B 19 SF8 1-H 2B	X SI 88 0-0 ① G5-3	B FF 92 F FC 91 X FC 92 1-1 ② F8	4	1	1	1	0	0	3
26 Eduardo Núñez, R (1, 6) OBP: 0.306, SLG: 0.409	C FF 87 X FF 87 0-1 ① G6-3	X FF 88 0-0 11 1B 14 2B 2-3 1B	C CU 72 L CU 77 B SL 80 F SL 82 B FF 89 B CU 74 X CH 83 3-2 ② P3	B FC 91 F FF 92 S FC 91 F FF 92 F SL 82 S FF 93 1-3 ③ K	4	1	1	0	0	1	0
19 Ramiro Pena, S (1, 5) OBP: 0.143, SLG: 0.200	C FF 86 C FF 87 X FF 89 0-2 ② F9	1 SAFE X FF 87 0-0 ② SF8 3-H	B CH 82 C CH 81 F FF 90 S CU 77 1-3 ③ K	S FF 93 F CH 87 S CH 86 0-3 ① K	3	0	0	1	0	2	0
Inning Stats	R: 1 E: 0 K: 2 S: 19 H: 3 LOB: 3 BB: 1 P: 30	R: 0 E: 0 K: 0 S: 8 H: 0 LOB: 0 BB: 0 P: 11	R: 0 E: 0 K: 2 S: 11 H: 0 LOB: 0 BB: 0 P: 15	R: 4 E: 0 K: 0 S: 11 H: 5 LOB: 1 BB: 0 P: 17	R: 0 E: 0 K: 1 S: 7 H: 0 LOB: 0 BB: 0 P: 13	R: 0 E: 0 K: 1 S: 8 H: 0 LOB: 0 BB: 0 P: 12	R: 1 E: 0 K: 0 S: 11 H: 2 LOB: 1 BB: 0 P: 18	R: 0 E: 0 K: 1 S: 8 H: 0 LOB: 0 BB: 0 P: 11	R: 1 E: 0 K: 2 S: 14 H: 1 LOB: 1 BB: 1 P: 24	1B: 9 2B: 2 3B: 0 HR: 0 SF: 2 SAC: 0 DP: 0 HBP: 0						

TOP

New York Yankees @ Toronto Blue Jays

Rogers Centre, Toronto, ON

Sun Jul 17 2011, 1:11 PM - 3:58 PM EDT

Att. 36,586 - Partly Cloudy - 81 F

livebaseballscorecards.com

AB	36
R	7
H	11
RBI	7
BB	2
SO	9
LOB	13

PITCHER		IP	WLS	BF	H	R	ER	SO	BB	IBB	HBP	BLK	WP	HR	S	P	ERA	WHIP
33 Carlos Villanueva, R ERA: 3.31	(1, 1)	6.0	L	27	8	5	5	6	1	0	0	0	0	0	64	98	7.50	1.500
47 Luis Perez, L ERA: 3.57	(7, 1)	1.1		6	2	1	1	0	0	0	0	0	0	0	12	20	6.75	1.500
29 Octavio Dotel, R ERA: 3.38	(8, 1)	0.2		2	0	0	0	1	0	0	0	0	0	0	7	9	0.00	0.000
54 Jason Frasor, R ERA: 3.23	(9, 1)	1.0		5	1	1	1	2	1	0	0	0	0	0	14	24	9.00	2.000

PITCHER		IP	WLS	BF	H	R	ER	SO	BB	IBB	HBP	BLK	WP	HR	S	P	ERA	WHIP

WP: 0 PA: 40
PB: 0
SB: 2
CS: 0

BOTTOM

New York Yankees @ Toronto Blue Jays

Rogers Centre, Toronto, ON

Sun Jul 17 2011, 1:11 PM - 3:58 PM EDT

Att. 36,586 - Partly Cloudy - 81 F

livebaseballscorecards.com

Batter	1	2	3	4	5	6	7	8	9	AB	R	H	RBI	BB	SO	LOB
11 Rajai Davis, R (1, 8) OBP: 0.261, SLG: 0.344	B FF 90 C FF 92 S FF 91 F KC 76 F FF 93 X KC 76 1-2 ① P6		C KC 74 S FF 91 B KC 75 F KC 74 X KC 77 1-2 ① G5-3		C FF 91 X KC 77 0-1 ② L5			F FC 93 B KC 79 F FC 93 X FF 95 1-2 ① G4-3		4	0	0	0	0	0	0
14 Eric Thames, L (1, 10) OBP: 0.352, SLG: 0.525	C KC 74 C FF 91 C KC 75 0-3 ② K		F SI 90 B KC 74 B FF 92 C KC 74 S FF 91 2-3 ② K		F KC 74 F KC 75 S FF 91 0-3 ③ K			B FC 94 X FC 94 1-0 ② G3-1		4	0	0	0	0	3	0
5 Yunel Escobar, R (1, 6) OBP: 0.376, SLG: 0.442	B FF 93 B FF 90 C SI 92 X FF 89 2-1 1B		B SI 91 B FF 89 X FF 91 2-0 ③ G4-3			B KC 74 B KC 72 B FF 91 B FF 90 4-0 BB		B FC 93 C FF 92 F KC 82 B FF 94 B FC 94 F FC 94 S FC 94 3-3 ③ K		3	0	1	0	1	1	0
26 Adam Lind, L (1, 3) OBP: 0.349, SLG: 0.505	B FF 92 B SI 93 1 SAFE B FF 92 C FF 92 F FF 92 F SI 92 X KC 77 3-2 ③ F9			B KC 74 X FF 90 1-0 ① F7		1 SAFE C FF 91 X KC 74 0-1 ① F9			B SL 80 F FF 95 B SL 82 F FF 95 F FF 94 S SL 83 2-3 ① K	4	0	0	0	0	1	2
10 Edwin Encarnación, R (1, 5) OBP: 0.302, SLG: 0.415		B FF 91 B FF 91 F FF 91 X FF 92 2-1 45 1B 2B		B FF 90 B FF 88 B FC 86 C FF 90 B FF 90 4-1 45 2B 2 SF9 BB		X FF 92 0-0 ② P4			C SL 80 F FF 95 B SI 89 B SL 81 F SL 83 B FF 94 S FF 94 3-3 ② K	3	2	1	0	1	1	1
45 Travis Snider, L (1, 7) OBP: 0.315, SLG: 0.398		C KC 76 F SI 92 X FF 93 0-2 9 S 1B 2-H		F SI 90 B KC 74 1 SAFE X KC 74 1-1 2 SF9 2B 1-3		B FF 90 1 SAFE X FF 91 1-0 ③ F9			F FF 95 S SL 82 B SL 84 S SL 82 1-3 ③ K	4	0	2	1	0	1	1
2 Aaron Hill, R (1, 4) OBP: 0.274, SLG: 0.319		1 SAFE F FF 92 B FF 91 1 SAFE X KC 75 1-1 ① F7		X FF 90 0-0 ② SF9 2-3 3-H			C FF 87 B SI 90 F FF 89 B CU 75 B SI 90 F FF 89 X FF 90 3-2 ① L9			2	0	0	1	0	0	1
9 J.P. Arencibia, R (1, 2) OBP: 0.279, SLG: 0.417		B FF 92 1 SAFE B FF 88 F FF 88 1 SAFE C FF 87 D KC 78 S KC 76 3-3 ② K 1-2		S FC 88 S FF 91 S FF 91 0-3 ③ K			C CU 74 S CH 82 F FF 89 B CU 76 S CH 83 1-3 ② K			3	0	0	0	0	3	2
16 Corey Patterson, L (1, 9) OBP: 0.285, SLG: 0.384		B KC 75 X FF 93 1-0 ③ P6			X FF 90 0-0 ① B5-3		B FF 89 F FF 90 B SI 90 B CH 82 X SI 90 3-1 ③ F9			3	0	0	0	0	0	1
Inning Stats	R: 0 E: 0 K: 1 S: 14 H: 1 LOB: 1 BB: 0 P: 20	R: 1 E: 0 K: 1 S: 11 H: 2 LOB: 1 BB: 0 P: 18	R: 0 E: 0 K: 1 S: 8 H: 0 LOB: 0 BB: 0 P: 13	R: 1 E: 0 K: 1 S: 8 H: 1 LOB: 1 BB: 1 P: 14	R: 0 E: 0 K: 1 S: 6 H: 0 LOB: 0 BB: 0 P: 6	R: 0 E: 0 K: 0 S: 4 H: 0 LOB: 1 BB: 1 P: 9	R: 0 E: 0 K: 1 S: 10 H: 0 LOB: 0 BB: 0 P: 17	R: 0 E: 0 K: 1 S: 8 H: 0 LOB: 0 BB: 0 P: 13	R: 0 E: 0 K: 3 S: 11 H: 0 LOB: 0 BB: 0 P: 17	1B: 2 2B: 2 3B: 0 HR: 0 SF: 1 SAC: 0 DP: 0 HBP: 0						WP: 0 PB: 0 SB: 1 CS: 0 PA: 33	

	AB	30
	R	2
	H	4
	RBI	2
	BB	2
	SO	10
	LOB	8

PITCHER		IP	WLS	BF	H	R	ER	SO	BB	IBB	HBP	BLK	WP	HR	S	P	ERA	WHIP
65 Phil Hughes, R ERA: 8.44	(1, 1)	6.0	W	24	4	2	2	5	2	0	0	0	0	0	51	80	3.00	1.000
53 Cory Wade, R ERA: 1.42	(7, 1)	1.0		3	0	0	0	1	0	0	0	0	0	0	10	17	0.00	0.000
30 David Robertson, R ERA: 1.24	(8, 1)	1.0		3	0	0	0	1	0	0	0	0	0	0	8	13	0.00	0.000
48 Boone Logan, L ERA: 3.47	(9, 1)	1.0		3	0	0	0	3	0	0	0	0	0	0	11	17	0.00	0.000

PITCHER	IP	WLS	BF	H	R	ER	SO	BB	IBB	HBP	BLK	WP	HR	S	P	ERA	WHIP

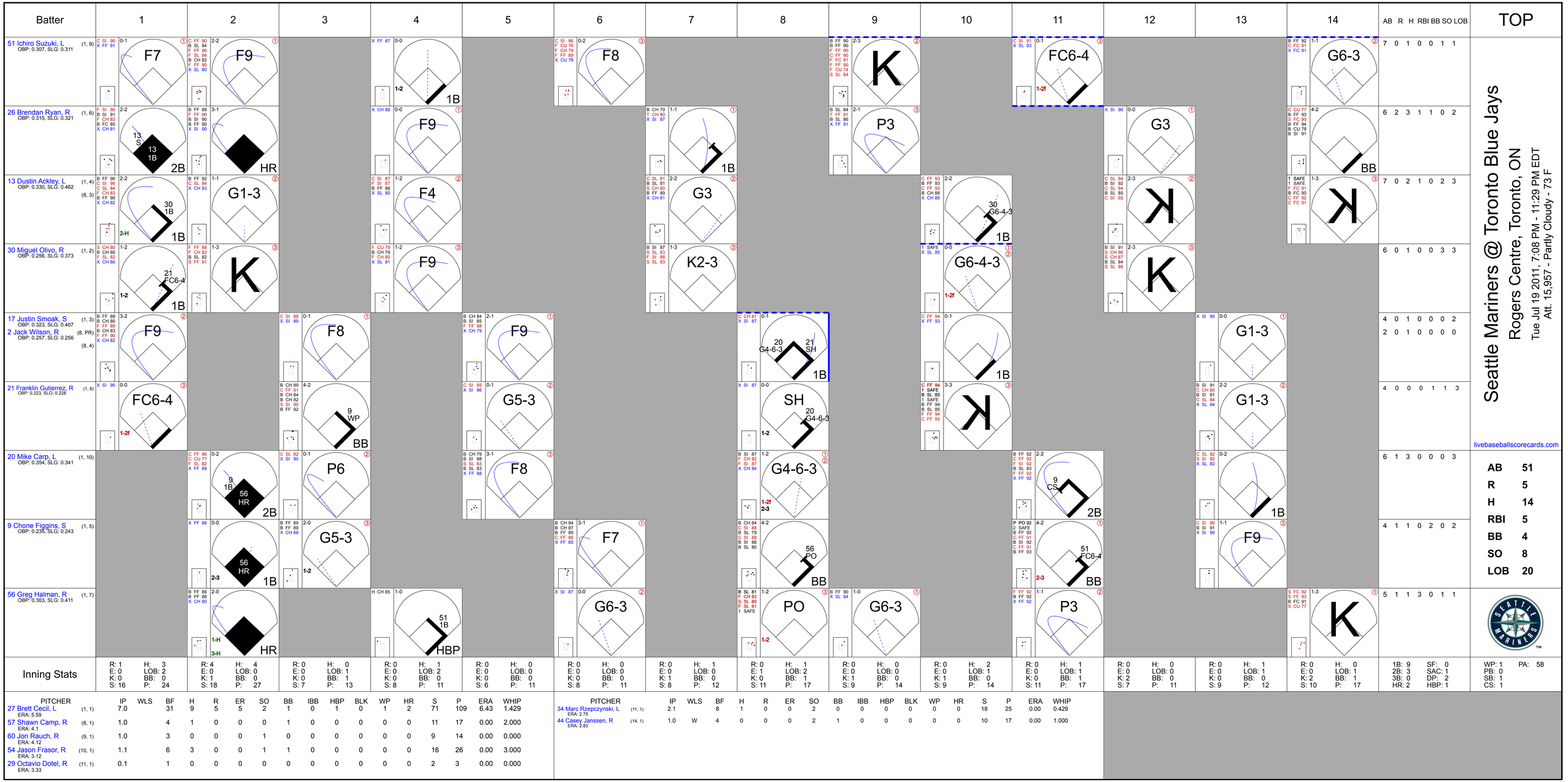
Batter
1
2
3
4
5
6
7
8
9
10
11
12
13
14
AB R H RBI BB SO LOB
TOP
51 Ichiro Suzuki, L (1, 9) OBP: 0.307, SLG: 0.321
26 Brendan Ryan, R (1, 6) OBP: 0.315, SLG: 0.321
13 Dustin Ackley, L (1, 4) (8, 3) OBP: 0.330, SLG: 0.462
30 Miguel Olivo, R (1, 2) OBP: 0.256, SLG: 0.373
17 Justin Smoak, S (1, 9) OBP: 0.323, SLG: 0.407
2 Jack Wilson, R (8, PR) (8, 4) OBP: 0.257, SLG: 0.256
21 Franklin Gutierrez, R (1, 8) OBP: 0.223, SLG: 0.228
20 Mike Carp, L (1, 10) OBP: 0.354, SLG: 0.341
9 Chone Figgins, S (1, 5) OBP: 0.235, SLG: 0.243
56 Greg Halman, R (1, 7) OBP: 0.303, SLG: 0.411
Seattle Mariners @ Toronto Blue Jays
Rogers Centre, Toronto, ON
Tue Jul 19 2011, 7:08 PM - 11:29 PM EDT
Att. 15,957 - Partly Cloudy - 73 F
livebaseballscorecards.com
AB 51
R 5
H 14
RBI 5
BB 4
SO 8
LOB 20
Inning Stats
PITCHER IP WLS BF H R ER SO BB IBB HBP BLK WP HR S P ERA WHIP
27 Brett Cecil, L (1, 1) ERA: 5.59
57 Shawn Camp, R (8, 1) ERA: 4.1
60 Jon Rauch, R (9, 1) ERA: 4.12
54 Jason Frasor, R (10, 1) ERA: 3.12
29 Octavio Dotel, R (11, 1) ERA: 3.33
34 Marc Rzepczynski, L (11, 1) ERA: 2.75
44 Casey Janssen, R (14, 1) ERA: 2.83
1B: 9 SF: 0
2B: 3 SAC: 1
3B: 0 DP: 2
HR: 2 HBP: 1
WP: 1 PA: 58
PB: 0
SB: 1
CS: 1

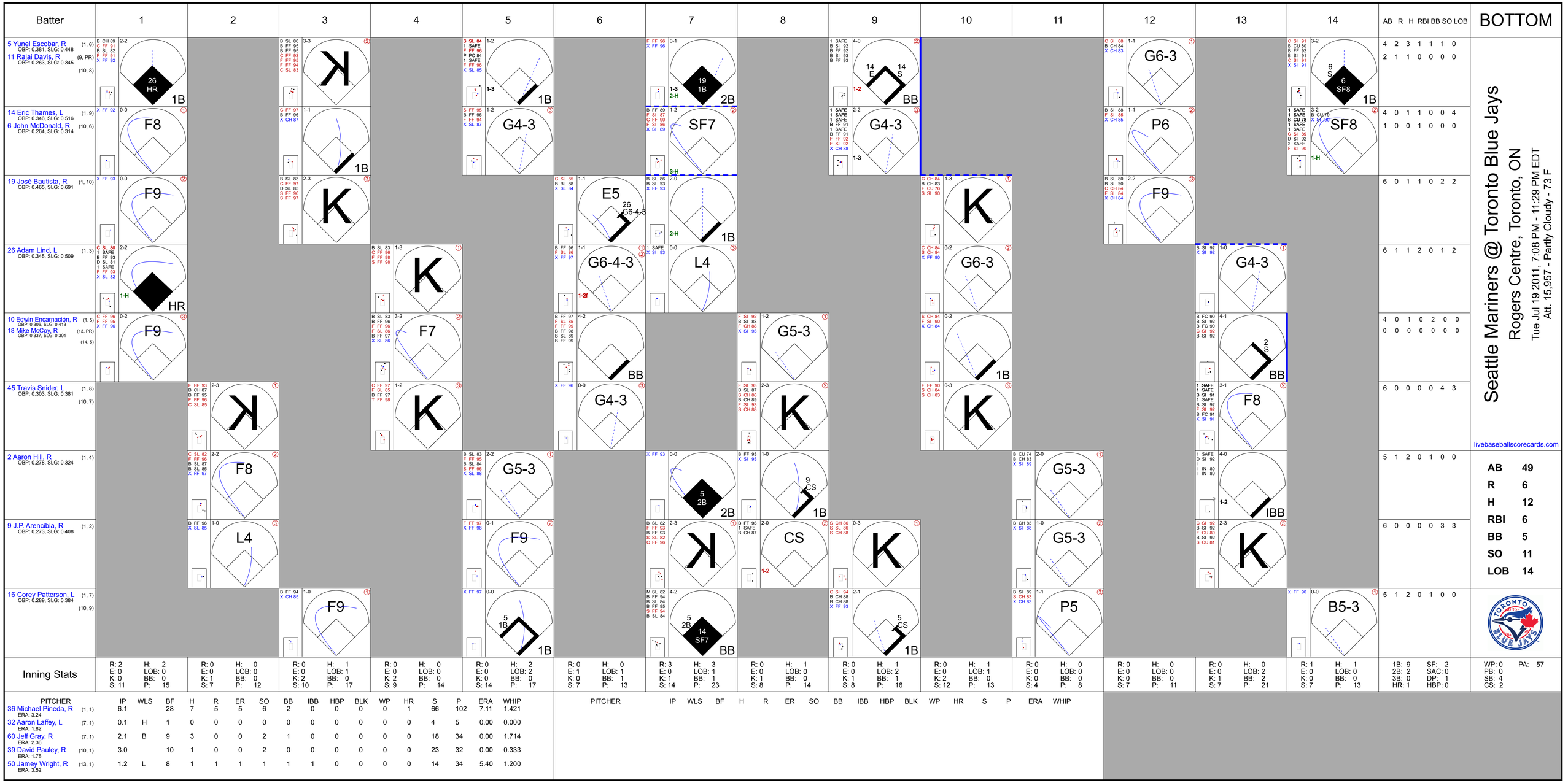
Batter
1
2
3
4
5
6
7
8
9
10
11
12
13
14
AB R H RBI BB SO LOB
BOTTOM
5 Yunel Escobar, R (1, 6)
OBP: 0.381, SLG: 0.448
11 Rajai Davis, R (9, PR)
OBP: 0.263, SLG: 0.345
(10, 8)
14 Eric Thames, L (1, 9)
OBP: 0.346, SLG: 0.516
6 John McDonald, R (10, 6)
OBP: 0.264, SLG: 0.314
19 José Bautista, R (1, 10)
OBP: 0.465, SLG: 0.691
26 Adam Lind, L (1, 3)
OBP: 0.345, SLG: 0.509
10 Edwin Encarnación, R (1, 5)
OBP: 0.306, SLG: 0.413
18 Mike McCoy, R (13, PR)
OBP: 0.337, SLG: 0.301
(14, 5)
45 Travis Snider, L (1, 8)
OBP: 0.303, SLG: 0.381
(10, 7)
2 Aaron Hill, R (1, 4)
OBP: 0.278, SLG: 0.324
9 J.P. Arencibia, R (1, 2)
OBP: 0.273, SLG: 0.408
16 Corey Patterson, L (1, 7)
OBP: 0.289, SLG: 0.384
(10, 9)
Seattle Mariners @ Toronto Blue Jays
Rogers Centre, Toronto, ON
Tue Jul 19 2011, 7:08 PM - 11:29 PM EDT
Att. 15,957 - Partly Cloudy - 73 F
livebaseballscorecards.com
AB 49
R 6
H 12
RBI 6
BB 5
SO 11
LOB 14
Inning Stats
1: R: 2 E: 0 K: 0 S: 11 | H: 2 LOB: 0 BB: 0 P: 15
2: R: 0 E: 0 K: 1 S: 7 | H: 0 LOB: 0 BB: 0 P: 12
3: R: 0 E: 0 K: 2 S: 10 | H: 1 LOB: 1 BB: 0 P: 17
4: R: 0 E: 0 K: 2 S: 9 | H: 0 LOB: 0 BB: 0 P: 14
5: R: 0 E: 0 K: 0 S: 14 | H: 2 LOB: 2 BB: 0 P: 17
6: R: 0 E: 1 K: 0 S: 7 | H: 0 LOB: 1 BB: 1 P: 13
7: R: 3 E: 0 K: 1 S: 14 | H: 3 LOB: 1 BB: 1 P: 23
8: R: 0 E: 0 K: 1 S: 8 | H: 1 LOB: 0 BB: 0 P: 14
9: R: 0 E: 0 K: 1 S: 8 | H: 1 LOB: 2 BB: 1 P: 16
10: R: 0 E: 0 K: 2 S: 12 | H: 1 LOB: 1 BB: 0 P: 13
11: R: 0 E: 0 K: 0 S: 4 | H: 0 LOB: 0 BB: 0 P: 8
12: R: 0 E: 0 K: 0 S: 7 | H: 0 LOB: 0 BB: 0 P: 11
13: R: 0 E: 0 K: 1 S: 7 | H: 0 LOB: 2 BB: 2 P: 21
14: R: 1 E: 0 K: 0 S: 7 | H: 1 LOB: 0 BB: 0 P: 13
1B: 9 2B: 2 3B: 0 HR: 1
SF: 2 SAC: 0 DP: 1 HBP: 0
WP: 0 PB: 0 SB: 4 CS: 2
PA: 57
PITCHER IP WLS BF H R ER SO BB IBB HBP BLK WP HR S P ERA WHIP
36 Michael Pineda, R (1, 1) ERA: 3.24 6.1 28 7 5 5 6 2 0 0 0 0 1 66 102 7.11 1.421
32 Aaron Laffey, L (7, 1) ERA: 1.82 0.1 H 1 0 0 0 0 0 0 0 0 0 0 4 5 0.00 0.000
60 Jeff Gray, R (7, 1) ERA: 2.36 2.1 B 9 3 0 0 2 1 0 0 0 0 0 18 34 0.00 1.714
39 David Pauley, R (10, 1) ERA: 1.75 3.0 10 1 0 0 2 0 0 0 0 0 0 23 32 0.00 0.333
50 Jamey Wright, R (13, 1) ERA: 3.52 1.2 L 8 1 1 1 1 1 1 0 0 0 0 14 34 5.40 1.200
PITCHER IP WLS BF H R ER SO BB IBB HBP BLK WP HR S P ERA WHIP

Batter	1	2	3	4	5	6	7	8	9	AB	R	H	RBI	BB	SO	LOB
51 Ichiro Suzuki, L (1, 9) OBP: 0.306, SLG: 0.310 56 Greg Halman, R (7, 9) OBP: 0.299, SLG: 0.405	F SI 94 X 0-1 13 BB 26 BB 1B	B FF 96 X FF 97 1-0 ③ FC6 1-2f		B SI 94 B SI 96 F FF 94 X FF 96 2-1 ③ G4-3			C FF 93 X SL 89 0-1 ② L3		B FF 91 B FC 91 X FC 90 2-0 ① F9	4 1	0 0	1 0	0 0	0 0	0 0	2 0
26 Brendan Ryan, R (1, 6) OBP: 0.322, SLG: 0.330	1 SAFE B FF 93 C FF 94 1 SAFE B SL 89 B SL 89 C FF 96 B SL 89 4-2 13 BB 1-2 BB		C FF 93 F FF 94 F SI 95 B SL 88 S SL 88 1-3 ① K		X FF 92 0-0 17 S 1B		F FF 94 B SL 89 B FS 87 X FF 94 2-1 13 2B 2B		X FF 92 0-0 13 HR 1B	4	2	3	0	1	1	0
13 Dustin Ackley, L (1, 4) OBP: 0.343, SLG: 0.505	B FF 95 B FF 96 F FF 96 B FF 96 B FF 97 4-1 1-2 2-3 BB		C FF 95 B FF 95 C FS 89 B SL 88 X SL 89 2-2 ② P4		B FF 92 C SI 93 X SI 92 1-1 ① F7		F FS 88 X SI 95 0-1 2-H 2B		D FF 91 X FF 90 1-0 1-H HR	4	1	2	3	1	0	1
17 Justin Smoak, S (1, 10) OBP: 0.319, SLG: 0.401	C FF 97 C FF 96 D SL 90 S SL 91 1-3 ① K		B SL 89 S FF 95 X FF 96 1-1 ③ G5-3		B SI 94 C FS 86 S SL 88 S SL 88 1-3 ② K 1-2		S SL 89 B FS 87 F SL 89 S SL 90 1-3 ③ K		F FC 90 X CU 77 0-1 ② G3	5	0	0	0	0	3	5
4 Adam Kennedy, L (1, 3) OBP: 0.307, SLG: 0.400	B FF 97 F FF 97 X FF 96 1-1 ② F2			C FF 91 X FF 93 0-1 15 1B 3 2B 1B	F SL 87 F FS 86 X SI 95 0-2 ③ L9			X FF 94 0-0 HR	X FC 92 0-0 ③ L7	5	2	2	1	0	0	4
20 Mike Carp, L (1, 7) OBP: 0.346, SLG: 0.333	B FF 97 S SL 90 S SI 91 B SL 90 B SI 98 X SL 91 3-2 ③ L6			C FS 86 X FF 93 0-1 ① F7		B FF 91 C FF 92 X FS 86 1-1 ① G6-3		X FF 94 0-0 1B		4	0	1	0	0	0	4
21 Franklin Gutierrez, R (1, 8) OBP: 0.218, SLG: 0.222		B SI 95 S FF 95 B FF 95 F FF 96 X FF 96 2-2 ① F7		C SL 87 C SL 86 S SL 87 0-3 ② K		C FF 93 B SL 88 S SL 88 F FF 96 B SL 87 B SL 88 T FF 94 3-2 ② K		C FF 94 S FF 94 X FF 95 0-2 ① F7		4	0	0	0	0	2	2
15 Kyle Seager, L (1, 5) OBP: 0.240, SLG: 0.136		F SI 95 F FF 96 B SI 91 S SL 92 1-3 ② K		C SI 94 F SL 87 X FF 95 0-2 3 2B 1-2 1B		B KC 79 B FF 94 C FF 95 X FF 94 2-1 ③ G4-3		B FF 94 F FF 94 S FF 95 F FS 87 S FS 87 1-3 ② K		4	1	1	0	0	2	1
3 Josh Bard, S (1, 2) OBP: 0.267, SLG: 0.483		B FF 95 B FF 96 T FF 95 B SI 96 S FF 95 B FF 97 4-2 51 FC6 BB		X SL 86 0-0 1-H 2-H 2B			F FF 92 X FF 93 0-1 ① L9	F FF 95 F FF 96 F FS 86 S FS 86 0-3 ③ K		3	0	1	2	1	1	1
Inning Stats	R: 0 E: 0 K: 1 S: 13 H: 1 LOB: 3 BB: 2 P: 26	R: 0 E: 0 K: 1 S: 9 H: 0 LOB: 1 BB: 1 P: 17	R: 0 E: 0 K: 1 S: 9 H: 0 LOB: 0 BB: 0 P: 13	R: 2 E: 0 K: 1 S: 13 H: 3 LOB: 1 BB: 0 P: 15	R: 0 E: 0 K: 1 S: 9 H: 1 LOB: 1 BB: 0 P: 11	R: 0 E: 0 K: 1 S: 8 H: 0 LOB: 0 BB: 0 P: 14	R: 1 E: 0 K: 1 S: 11 H: 2 LOB: 1 BB: 0 P: 14	R: 1 E: 0 K: 2 S: 13 H: 2 LOB: 1 BB: 0 P: 14	R: 2 E: 0 K: 0 S: 6 H: 2 LOB: 0 BB: 0 P: 9	1B: 6 2B: 3 3B: 0 HR: 2 SF: 0 SAC: 0 DP: 0 HBP: 0						

TOP

Seattle Mariners @ Toronto Blue Jays

Rogers Centre, Toronto, ON

Wed Jul 20 2011, 7:09 PM - 9:51 PM EDT

Att. 18,093 - Clear - 84 F

livebaseballscorecards.com

AB	38
R	6
H	11
RBI	6
BB	3
SO	9
LOB	20

WP: 0 PB: 0 SB: 1 CS: 0 PA: 41

PITCHER		IP	WLS	BF	H	R	ER	SO	BB	IBB	HBP	BLK	WP	HR	S	P	ERA	WHIP
23 Brandon Morrow, R ERA: 4.34	(1, 1)	7.0	W	31	7	3	3	7	3	0	0	0	0	0	72	110	3.86	1.429
50 Frank Francisco, R ERA: 5.53	(8, 1)	1.0		5	2	1	1	2	0	0	0	0	0	1	13	14	9.00	2.000
29 Octavio Dotel, R ERA: 3.86	(9, 1)	1.0		5	2	2	2	0	0	0	0	0	0	1	6	9	18.00	2.000

PITCHER	IP	WLS	BF	H	R	ER	SO	BB	IBB	HBP	BLK	WP	HR	S	P	ERA	WHIP

BOTTOM

Batter	1	2	3	4	5	6	7	8	9	AB	R	H	RBI	BB	SO	LOB
5 Yunel Escobar, R (1, 6) OBP: 0.380, SLG: 0.444	B FF 85 C FF 86 B CH 80 X FF 88 2-1 ① F8	B FC 85 B CH 80 B SI 88 B SI 88 4-0 14 2B 1-2 2-3 3-H BB	B KC 73 X SI 87 1-0 ③ F8		C SI 86 X SI 86 0-1 ① G6-3	X SI 86 0-0 1-2 3-H 1B				3	0	0	1	1	0	2
6 John McDonald, R (6, 6) OBP: 0.268, SLG: 0.319										1	0	1	1	0	0	0
14 Eric Thames, L (1, 9) OBP: 0.341, SLG: 0.512	B SI 87 X FF 87 1-0 ② F7	C FF 88 X SI 88 0-1 1-3 2-H 3-H 2B		S F FC 86 F CU 79 X SI 89 0-2 ① F8	X SI 87 0-0 ② G3-1	S SL 79 B SL 80 F SI 86 S SL 80 1-3 ③ K				5	0	1	2	0	1	2
19 José Bautista, R (1, 10) OBP: 0.467, SLG: 0.690	C CH 80 F FF 87 B SI 88 F FF 89 F FF 88 F CH 81 F FF 86 F SI 88 X CH 81 1-2 ③ F8	I IN 66 I IN 73 I IN 69 I IN 66 4-0 IBB		B FC 87 B FC 87 S SI 91 B SI 89 B SI 92 4-1 10 FC6-4 26 BB 45 HR BB	C SI 87 X SI 87 0-1 2B	F SL 76 B CH 79 B FF 87 X SI 86 2-1 ① G5-3				3	1	1	0	2	0	0
26 Adam Lind, L (1, 3) OBP: 0.349, SLG: 0.519		A SI 86 3-2 B SI 88 T FC 84 F SI 84 B FC 84 X FF 86 10 1B 45 SF8 1B		B SI 90 B SI 90 F SI 90 B FC 88 B SI 91 4-1 10 FC6-4 1-2 BB	C SI 81 X FF 89 0-1 ③ F7	F SL 79 B SL 80 X SI 86 1-1 HR				4	2	2	1	1	0	4
18 Mike McCoy, R (8, 5) OBP: 0.337, SLG: 0.301		X SI 86 0-0 ③ F7								0	0	0	0	0	0	0
10 Edwin Encarnación, R (1, 5) OBP: 0.311, SLG: 0.431	C SI 87 B SI 88 B FC 84 X SI 88 2-1 8 S 2 S 5 BB 1-3 1B	C SI 86 X FC 84 0-1 45 1B 2B	X SI 91 0-0 ② FC6-4 45 HR 1-2f 2-3		B SI 87 X SI 84 1-0 HR	B FF 89 B FF 89 S FC 88 B FF 89 S FF 90 S SI 87 3-3 ② K				5	4	3	1	0	1	2
(8, 3)																
45 Travis Snider, L (1, 7) OBP: 0.306, SLG: 0.406	B KC 76 B CH 81 C FF 88 B FC 84 X FC 85 3-1 ① SF8 3-H	C FF 88 B FC 84 C SI 87 B CH 80 F CH 80 X FF 88 2-2 11 CS 2-H 1B	X FC 88 0-0 1-H 3-H HR		S SL 80 B SL 79 B SI 86 X SI 85 2-1 ① G4-3	S SL 81 B SL 80 F SL 80 B SL 81 B SL 80 F SI 85 X SI 88 3-2 ③ G4-3				4	1	2	5	0	0	0
2 Aaron Hill, R (1, 4) OBP: 0.280, SLG: 0.321	C SI 87 B CH 80 B FF 88 B CH 81 S SI 88 B FF 89 4-2 5 BB 8 BB 14 2B 1-2 BB	X SI 87 0-0 ① L7	C SI 90 H CU 77 1-1 11 1B HBP		B SI 86 X SI 86 1-0 ② F8		F FF 93 X SL 86 0-1 ① P2			3	1	0	0	1	0	1
11 Rajai Davis, R (1, 8) OBP: 0.268, SLG: 0.351	S FF 88 X FC 85 0-1 ② L4	C SI 87 B FF 87 1 SAFE B CH 80 C FF 88 F CH 79 B FF 88 F FF 87 4-2 B SI 88 8 1B 1-2 BB	B FC 87 X SI 91 1-0 1-2 1B		C FF 89 B FF 89 X FF 88 1-1 8 1B 6 1B 2B		S SI 94 B SI 95 S FF 95 F SI 95 X SI 94 1-2 ② G4-3			4	1	2	0	1	0	2
8 José Molina, R (1, 2) OBP: 0.388, SLG: 0.454	C CH 81 B FC 86 B FC 84 B CH 79 F FC 86 B FF 88 4-2 5 BB 14 2B 1-2 2-3 BB	C FF 88 1 SAFE C SI 87 F FC 83 1 SAFE F CH 79 X SI 87 0-2 1-3 1B	D SI 92 X FC 86 1-0 ③ F7		B SI 86 F SI 86 C CH 81 X SL 79 1-2 6 1B 2-3 1B		C SL 84 C FF 95 S SI 87 0-3 ③ K			4	1	2	0	1	1	2
Inning Stats	R: 0 E: 0 K: 0 S: 11 H: 0 LOB: 0 BB: 0 P: 15	R: 4 E: 0 K: 0 S: 16 H: 3 LOB: 3 BB: 4 P: 40	R: 1 E: 0 K: 0 S: 18 H: 3 LOB: 2 BB: 1 P: 25	R: 3 E: 0 K: 0 S: 11 H: 2 LOB: 2 BB: 2 P: 22	R: 0 E: 0 K: 0 S: 7 H: 1 LOB: 1 BB: 0 P: 7	R: 2 E: 0 K: 1 S: 13 H: 4 LOB: 2 BB: 0 P: 20	R: 1 E: 0 K: 1 S: 11 H: 1 LOB: 0 BB: 0 P: 20	R: 0 E: 0 K: 1 S: 9 H: 0 LOB: 0 BB: 0 P: 10		1B: 7 2B: 4 3B: 0 HR: 3 SF: 1 SAC: 0 DP: 0 HBP: 1					

PITCHER		IP	WLS	BF	H	R	ER	SO	BB	IBB	HBP	BLK	WP	HR	S	P	ERA	WHIP
38 Jason Vargas, L ERA: 3.94	(1, 1)	3.0	L	19	6	5	5	0	4	1	0	0	0	0	45	80	15.00	3.333
50 Jamey Wright, R ERA: 4.12	(4, 1)	1.0		8	2	3	3	0	2	0	1	0	0	1	11	22	27.00	4.000
32 Aaron Laffey, L ERA: 2.39	(5, 1)	3.0		15	6	3	3	2	0	0	0	0	0	2	31	47	9.00	2.000
46 Chris Ray, R ERA: 5.2	(8, 1)	1.0		3	0	0	0	1	0	0	0	0	0	0	9	10	0.00	0.000

PITCHER	IP	WLS	BF	H	R	ER	SO	BB	IBB	HBP	BLK	WP	HR	S	P	ERA	WHIP

Seattle Mariners @ Toronto Blue Jays

Rogers Centre, Toronto, ON

Wed Jul 20 2011, 7:09 PM - 9:51 PM EDT

Att. 18,093 - Clear - 84 F

livebaseballscorecards.com

AB	36
R	11
H	14
RBI	11
BB	7
SO	3
LOB	15

WP: 0 PA: 45
PB: 0
SB: 2
CS: 1

Batter	1	2	3	4	5	6	7	8	9	AB	R	H	RBI	BB	SO	LOB
51 Ichiro Suzuki, L (1, 9) OBP: 0.312, SLG: 0.314	B X 1-0 26 G6-4-3 1B		B FF 92 B SI 91 B SI 90 B FF 92 4-0 26 S 1-2 BB		C FF 92 B CU 76 T SI 90 F CU 77 X FF 92 1-2 1-3 2-H 1B			C FF 92 F FF 92 B CH 85 X CU 78 1-2 4 BB 26 1B 30 HR 1B	B FF 90 C FF 89 B FF 89 B FF 90 X FF 90 3-1 ② F9	4	1	3	1	1	0	0
26 Brendan Ryan, R (1, 6) OBP: 0.324, SLG: 0.331	F SI 91 X FF 92 0-1 ① ② G6-4-3 1-2f		B FF 93 B FF 93 S FF 92 C FF 93 F CH 85 F FF 94 C CU 76 2-3 ③ K 1-2 2-3		F FF 92 S CH 86 S CH 84 0-3 ③ K			S FF 90 F FF 91 F FC 91 1 SAFE 1 SAFE 1 SAFE B FF 91 X CH 84 1-2 4 BB 30 HR 1B	C FF 90 C FF 90 X FF 90 0-2 1B	5	1	2	0	0	2	5
4 Adam Kennedy, L (1, 5) (8, 3) OBP: 0.305, SLG: 0.394	C FF 95 C SL 86 S CU 79 0-3 ③ K2-3			S FF 90 X FC 91 0-1 ① L7		B FF 90 B CH 84 F FF 91 X FF 91 2-1 ① F7		B FF 92 F FF 90 B FF 91 B FF 90 B FF 88 4-1 1-2 2-3 30 HR BB	C FF 90 S CH 84 B SL 86 S SL 84 1-3 ③ K	4	1	0	0	1	2	1
30 Miguel Olivo, R (1, 2) OBP: 0.256, SLG: 0.381		C FF 90 X FF 91 0-1 ① G5-3		X CH 84 0-0 ② F8		B FF 93 X CH 83 1-0 ② G6-3		B FC 89 X FC 88 1-0 1-H 2-H 3-H HR		4	1	1	4	0	0	0
17 Justin Smoak, S (1, 3) OBP: 0.318, SLG: 0.399 56 Greg Halman, R (8, PR) OBP: 0.299, SLG: 0.405 (8, 7)		C FF 91 X FF 91 0-1 ② L5		C FF 91 B CH 85 S CH 84 B CU 77 X CH 86 2-2 ③ G6-3		B CH 85 B FF 90 F FF 90 S CH 84 F FF 92 F CU 76 S CH 86 2-3 ③ K		B SI 91 B FC 90 X FF 91 2-0 3 1B 1B		4	0	1	0	0	1	0
										0	0	0	0	0	0	0
3 Josh Bard, S (1, 10) OBP: 0.265, SLG: 0.455		S CH 85 B CH 86 B CH 86 F FF 91 B CH 88 C FF 92 3-3 ③ K			B CH 81 X SI 88 1-0 ① F7		S FF 90 F FC 90 B CH 86 B FF 89 S CH 86 2-3 ① K	C CU 74 B FF 92 F FF 89 B CU 76 D CU 75 F FC 89 X FC 90 3-2 1-2 1B		4	0	1	0	0	2	0
21 Franklin Gutierrez, R (1, 8) OBP: 0.219, SLG: 0.223			B FF 91 X SI 91 1-0 26 S 51 S 1B		C FF 91 B CH 85 X FF 91 1-1 ② G6-3		B CH 85 S FF 90 B FC 90 F FF 89 S CH 85 2-3 ② K	B FF 88 X SL 84 1-0 ② F6		4	0	1	0	0	1	2
9 Chone Figgins, S (1, 7) (8, 5) OBP: 0.236, SLG: 0.240			C FF 92 S FF 91 1 SAFE 1 SAFE S CH 84 0-3 ① K		B FF 91 B FF 92 F FF 91 B FF 90 B FF 90 4-1 2 S 51 1B BB		F FF 89 B CH 84 C FF 90 B CH 86 S CH 84 2-3 ③ K	B FF 89 F FF 89 B CH 84 F FF 89 C FF 89 2-3 ③ K		3	1	0	0	1	3	3
2 Jack Wilson, R (1, 4) OBP: 0.259, SLG: 0.252 13 Dustin Ackley, L (9, PH) OBP: 0.340, SLG: 0.500			C SI 91 1 SAFE X FF 92 0-1 ② F8		B FF 91 B CH 83 D FF 91 B FF 91 4-0 51 1B 1-2 BB			C CH 87 F FF 89 X CU 75 0-2 ① G6-3	B FF 90 B CH 83 B FF 89 C FF 90 X FF 90 3-1 ① P6	2	0	0	0	1	0	1
										1	0	0	0	0	0	0
Inning Stats	R: 0 E: 0 K: 1 S: 6 H: 1 LOB: 0 BB: 0 P: 7	R: 0 E: 0 K: 1 S: 7 H: 0 LOB: 0 BB: 0 P: 10	R: 0 E: 0 K: 2 S: 11 H: 1 LOB: 2 BB: 1 P: 18	R: 0 E: 0 K: 0 S: 6 H: 0 LOB: 0 BB: 0 P: 8	R: 1 E: 0 K: 1 S: 11 H: 1 LOB: 2 BB: 2 P: 22	R: 0 E: 0 K: 1 S: 8 H: 0 LOB: 0 BB: 0 P: 13	R: 0 E: 0 K: 3 S: 9 H: 0 LOB: 0 BB: 0 P: 15	R: 4 E: 0 K: 1 S: 21 H: 5 LOB: 2 BB: 1 P: 36	R: 0 E: 0 K: 1 S: 10 H: 1 LOB: 1 BB: 0 P: 17	1B: 8 2B: 0 3B: 0 HR: 1 SF: 0 SAC: 0 DP: 1 HBP: 0						

PITCHER		IP	WLS	BF	H	R	ER	SO	BB	IBB	HBP	BLK	WP	HR	S	P	ERA	WHIP
24 Ricky Romero, L ERA: 3.27	(1, 1)	7.1		30	5	4	4	9	4	0	0	0	0	0	69	110	4.91	1.227
44 Casey Janssen, R ERA: 3.14	(8, 1)	0.0	B	3	3	1	1	0	0	0	0	0	0	1	6	12	∞	∞
60 Jon Rauch, R ERA: 3.95	(8, 1)	1.2	W	6	1	0	0	2	0	0	0	0	0	0	14	24	0.00	0.600

PITCHER	IP	WLS	BF	H	R	ER	SO	BB	IBB	HBP	BLK	WP	HR	S	P	ERA	WHIP

TOP

Seattle Mariners @ Toronto Blue Jays

Rogers Centre, Toronto, ON

Thu Jul 21 2011, 12:40 PM - 3:16 PM EDT

Att. 23,146 - Roof Closed - 68 F

livebaseballscorecards.com

AB	35
R	5
H	9
RBI	5
BB	4
SO	11
LOB	12

1B: 8	SF: 0	WP: 0	PA: 39
2B: 0	SAC: 0	PB: 0	
3B: 0	DP: 1	SB: 4	
HR: 1	HBP: 0	CS: 0	

Seattle Mariners @ Toronto Blue Jays

Rogers Centre, Toronto, ON

Thu Jul 21 2011, 12:40 PM - 3:16 PM EDT

Att. 23,146 - Roof Closed - 68 F

BOTTOM

livebaseballscorecards.com

Batter	1	2	3	4	5	6	7	8	9	AB	R	H	RBI	BB	SO	LOB
5 Yunel Escobar, R (1, 6) OBP: 0.380, SLG: 0.442	C SI 87 C SI 89 X SI 89 0-2 G4-3 ①			B SI 88 B FC 87 S SI 89 B SI 89 X SI 90 3-1 G6-3 ① X SI 90 0-0 G4-3 ③		X SI 90 0-0 19 SF8 14 BB 1-2 2-3 3-H 1B	B SI 90 B CH 84 C SI 90 D CH 83 B SI 91 4-1 11 2B BB		4	1	1	1	1	0	2
14 Eric Thames, L (1, 9) OBP: 0.345, SLG: 0.508 11 Rajai Davis, R (7, PR) OBP: 0.271, SLG: 0.357 (8, 8)	C SI 88 F FC 86 B FC 85 B SI 90 B SI 90 F SI 89 S CH 84 3-3 K ②			B CU 74 X CH 85 1-0 19 WP 1B		S CU 73 C FC 85 S CU 75 0-3 K 19 2B	B SI 91 C SI 89 B SI 86 T FC 87 B FC 87 F SI 90 B FC 87 4-2 26 S 1-2 2-3 3-H BB	B SL 81 X SI 90 1-0 1-H 2-H 2B	3 1	1 0	1 1	1 2	1 0	2 0	0 0
19 José Bautista, R (1, 10) OBP: 0.466, SLG: 0.690	B SI 89 B SI 88 B SI 91 C CH 83 F FC 88 X CH 82 3-2 G3 ③			C SI 90 1 SAFE F CH 83 B SI 89 F SI 90 X FC 87 1-2 L8 ② 1-2		B SI 89 B CU 73 F SI 90 1 SAFE C CH 83 B CH 84 X CH 83 3-2 26 G4-3 1-H 2B	F FF 92 X SI 94 0-1 SF8 ① 2-3 3-H	I IN 77 I IN 79 I IN 79 I IN 78 4-0 IBB	3	0	1	2	1	0	1
26 Adam Lind, L (1, 3) OBP: 0.347, SLG: 0.512		C SI 87 C FC 86 B SI 90 F FC 86 S CU 76 1-3 K ①		B SI 91 X SI 90 1-0 F7 ③		X SI 91 0-0 G4-3 ① 2-3	C SI 93 I IN 78 I IN 79 I IN 82 I IN 83 4-1 1-2 IBB	X SI 89 0-0 F7 ③	4	0	0	0	1	1	4
10 Edwin Encarnación, R (1, 5) OBP: 0.310, SLG: 0.426		B SI 88 C FF 90 X SI 90 1-1 P6 ②			F SI 88 B SI 88 B FC 87 B SI 87 F SI 89 B CH 83 4-2 9 HBP 18 2B BB	F SI 90 B SI 91 X FF 91 1-1 P4 ②	B FF 92 F SI 93 B FF 94 X SI 93 2-1 F4 ②		3	1	0	0	1	0	4
45 Travis Snider, L (1, 8) OBP: 0.298, SLG: 0.395 (8, 7)		X FC 87 0-0 G3-1 ③			B SI 89 X FC 85 1-0 P5 ①	B FC 88 C CU 76 F FC 87 X SI 90 1-2 F8 ③	X SL 85 0-0 F7 ③		4	0	0	0	0	0	5
16 Corey Patterson, L (1, 7) OBP: 0.289, SLG: 0.383 (8, 9)			B CU 74 F SI 88 F SI 90 S SI 90 1-3 K ①		S FC 85 B FF 90 X CH 83 1-1 F9 ②		C FC 86 B FC 86 B CH 82 B SI 90 C CH 83 X FC 88 3-2 18 E 9 BB 5 1B 1B	C SI 89 X CH 84 0-1 G4-3 ①	4	1	1	0	0	1	1
9 J.P. Arencibia, R (1, 2) OBP: 0.276, SLG: 0.404			B SI 91 X SI 89 1-0 P3 ②		C FF 90 H SI 90 1-1 18 2B 1-2 HBP		1 SAFE B SI 88 1 SAFE B FC 84 B SI 88 B SI 89 4-0 5 1B 18 E 14 BB 1-2 BB	C SI 90 S CH 84 F CH 84 F SI 90 S CH 85 0-3 K ②	2	1	0	0	1	1	0
18 Mike McCoy, R (1, 4) OBP: 0.344, SLG: 0.338			C SI 89 B FC 88 S CU 77 F SI 91 B SI 92 X CU 77 2-2 F8 ③		F SI 90 B SI 89 B CH 83 X SI 89 2-1 1-3 2-H 2B		M SI 88 X SI 88 0-1 FC1 14 BB 5 1B 19 SF8 1-2 2-3	B SI 90 C FF 90 X CH 84 1-1 11 2B 2B	4	2	2	1	0	0	2
Inning Stats	R: 0 E: 0 K: 1 S: 10 H: 0 LOB: 0 BB: 0 P: 16	R: 0 E: 0 K: 1 S: 7 H: 0 LOB: 0 BB: 0 P: 9	R: 0 E: 0 K: 1 S: 8 H: 0 LOB: 0 BB: 0 P: 12	R: 0 E: 0 K: 0 S: 8 H: 1 LOB: 1 BB: 0 P: 14	R: 1 E: 0 K: 0 S: 9 H: 1 LOB: 2 BB: 1 P: 18	R: 1 E: 0 K: 1 S: 12 H: 1 LOB: 1 BB: 0 P: 17	R: 3 E: 1 K: 0 S: 15 H: 2 LOB: 3 BB: 3 P: 32	R: 2 E: 0 K: 1 S: 12 H: 2 LOB: 2 BB: 2 P: 22		1B: 3 2B: 4 3B: 0 HR: 0 SF: 1 SAC: 0 DP: 0 HBP: 1				WP: 2 PB: 0 SB: 1 CS: 0 PA: 40	

	AB	32
	R	7
	H	7
	RBI	7
	BB	6
	SO	5
	LOB	19

PITCHER		IP	WLS	BF	H	R	ER	SO	BB	IBB	HBP	BLK	WP	HR	S	P	ERA	WHIP
58 Doug Fister, R ERA: 3.3	(1, 1)	6.0		29	5	5	4	4	3	0	1	0	2	0	63	106	6.00	1.333
46 Chris Ray, R	(7, 1)	1.0		4	0	0	0	0	0	1	0	0	0	0	6	12	0.00	0.000
39 David Pauley, R ERA: 2.06	(8, 1)	1.0	L	7	2	2	2	1	1	1	0	0	0	0	12	22	18.00	3.000

PITCHER	IP	WLS	BF	H	R	ER	SO	BB	IBB	HBP	BLK	WP	HR	S	P	ERA	WHIP

Batter	1	2	3	4	5	6	7	8	9	AB	R	H	RBI	BB	SO	LOB
5 Yunel Escobar, R (1, 6) OBP: 0.377, SLG: 0.437	C FF 89 B FF 89 B SL 85 F SL 84 F FF 91 X SL 85 2-2 ① G5-3		C SL 85 F FF 90 F FF 91 F FF 92 C FF 90 0-3 ③ K			B SL 85 S X FF 91 1-1 ① G6-3		X FF 90 0-0 ① F9		4	0	0	0	0	1	0
18 Mike McCoy, R (8, 5) OBP: 0.344, SLG: 0.338										0	0	0	0	0	0	0
14 Eric Thames, L (1, 9) OBP: 0.342, SLG: 0.496	C FF 88 X FF 89 0-1 ② F7			C CU 76 B CU 77 B FF 89 B SL 82 B FF 89 4-1 BB		B FF 89 C SL 84 C FF 91 F SL 86 B FF 91 F SL 86 F FF 91 X CU 79 2-2 ② L9		S SL 80 C FF 89 B SL 81 B SL 80 F SL 79 X FF 90 2-2 ② F8		3	0	0	0	1	0	0
19 José Bautista, R (1, 5) OBP: 0.465, SLG: 0.686	S FF 90 B SL 86 B FF 90 B FF 89 B CU 78 4-1 BB			C SL 83 B FF 90 B SL 80 D CU 77 X SL 85 3-1 ① F8		C FF 92 T FF 92 X SL 86 0-2 ③ F8		X FF 91 0-0 ③ G5-3		2	0	0	0	1	0	1
6 John McDonald, R (7, 5) OBP: 0.267, SLG: 0.317										1	0	0	0	0	0	0
										0	0	0	0	0	0	0
26 Adam Lind, L (1, 3) OBP: 0.346, SLG: 0.508	B FF 89 X FF 89 1-0 ③ G4-3			B FF 89 1 SAFE X FF 90 1-0 ② F9			B FF 87 X CH 82 1-0 45 F8 10 E 1B		B SI 92 X CH 84 1-0 ① G4-3	4	0	1	0	0	0	2
10 Edwin Encarnación, R (1, 10) OBP: 0.306, SLG: 0.420		C FF 87 S FF 90 B FF 88 F SL 80 B FF 90 S SL 87 2-3 ① K		S SL 83 C FF 90 1 SAFE T SL 86 0-2 ③ K			X SL 83 0-0 FC6 1-2		C SI 92 B FC 91 B CU 76 X SI 92 2-1 ② G5-3	4	0	0	0	0	2	2
45 Travis Snider, L (1, 8) OBP: 0.291, SLG: 0.384		C FF 88 F FF 90 S SL 86 0-3 ② K			B CU 77 B FF 88 B FF 87 C FF 88 X FF 89 3-1 ① G5-3		C FF 88 B FF 90 D CU 78 X FF 90 2-1 ① F8 2-3		F SI 92 F FC 92 B CU 76 B CH 85 B FC 92 S FC 92 3-3 ③ K	4	0	0	0	0	2	2
2 Aaron Hill, R (1, 4) OBP: 0.278, SLG: 0.317		B SL 85 X SL 85 1-0 ③ G6-3			C FF 89 B FF 92 B SL 86 B SL 84 F FF 91 X FF 92 3-2 ② L7		F SL 84 F FF 90 F SL 84 F SL 83 B SL 85 D SL 85 X SL 85 2-2 ② F8			3	0	0	0	0	0	2
16 Corey Patterson, L (1, 7) OBP: 0.287, SLG: 0.380			B FF 87 X SL 81 1-0 ① P5		B CU 76 F FF 91 S FF 91 F FF 91 B SL 87 X FF 91 2-2 ③ P5		C FF 89 X FF 89 0-1 ③ F7			2	0	0	0	0	0	0
11 Rajai Davis, R (7, PH) OBP: 0.270, SLG: 0.355										1	0	0	0	0	0	2
9 J.P. Arencibia, R (1, 2) OBP: 0.280, SLG: 0.430			C FF 88 F FF 88 B FF 91 B SL 85 S SL 85 2-3 ② K			C SL 83 B FF 90 F FF 89 B FF 90 F SL 85 F SL 86 X CU 80 2-2 HR		X FF 88 0-0 HR		3	2	2	2	0	1	0
Inning Stats	R: 0 E: 0 K: 0 S: 8 H: 0 LOB: 1 BB: 1 P: 15	R: 0 E: 0 K: 2 S: 8 H: 0 LOB: 0 BB: 0 P: 11	R: 0 E: 0 K: 2 S: 9 H: 0 LOB: 0 BB: 0 P: 12	R: 0 E: 0 K: 1 S: 7 H: 0 LOB: 1 BB: 1 P: 15	R: 0 E: 0 K: 0 S: 9 H: 0 LOB: 0 BB: 0 P: 17	R: 1 E: 0 K: 0 S: 16 H: 1 LOB: 0 BB: 0 P: 21	R: 0 E: 1 K: 0 S: 11 H: 1 LOB: 2 BB: 0 P: 16	R: 1 E: 0 K: 0 S: 7 H: 1 LOB: 0 BB: 0 P: 9	R: 0 E: 0 K: 1 S: 6 H: 0 LOB: 0 BB: 0 P: 12	1B: 1 2B: 0 3B: 0 HR: 2 SF: 0 SAC: 0 DP: 0 HBP: 0						

PITCHER		IP	WLS	BF	H	R	ER	SO	BB	IBB	HBP	BLK	WP	HR	S	P	ERA	WHIP
48 Colby Lewis, R ERA: 3.93	(1, 1)	6.2	W	25	2	1	1	5	2	0	0	0	0	1	66	105	1.35	0.600
53 Arthur Rhodes, L ERA: 4.09	(7, 1)	1.1		5	1	1	1	0	0	0	0	0	0	1	9	11	6.75	0.750
39 Scott Feldman, R ERA:	(9, 1)	1.0		3	0	0	0	1	0	0	0	0	0	0	6	12	0.00	0.000

PITCHER	IP	WLS	BF	H	R	ER	SO	BB	IBB	HBP	BLK	WP	HR	S	P	ERA	WHIP

TOP

Toronto Blue Jays @ Texas Rangers

Rangers Ballpark in Arlington, Arlington, TX

Fri Jul 22 2011, 8:11 PM - 10:49 PM EDT

Att. 37,360 - Clear - 99 F

livebaseballscorecards.com

AB	31
R	2
H	3
RBI	2
BB	2
SO	6
LOB	11

WP: 0	PA: 33		
PB: 0			
SB: 0			
CS: 0			

BOTTOM

Toronto Blue Jays @ Texas Rangers

Rangers Ballpark in Arlington, Arlington, TX

Fri Jul 22 2011, 8:11 PM - 10:49 PM EDT

Att. 37,360 - Clear - 99 F

livebaseballscorecards.com

Batter	1	2	3	4	5	6	7	8	9	AB	R	H	RBI	BB	SO	LOB
5 Ian Kinsler, R (1, 4) OBP: 0.360, SLG: 0.450	C SI 91 B FF 91 B FF 90 F CH 84 F SI 92 B FF 89 X CH 84 3-2 G5-3 ①		B CH 82 C SI 89 B SI 90 C CH 82 F SI 92 X SI 91 2-2 G4-3 ① 1 SAFE 1 SAFE B SI 87 X CH 82 1-0 P6 ③		B SI 88 X SI 89 1-0 12 FC4-6 1 F7 10 1B 1-2 1B B FC 91 X FF 91 1-0 F8 ②				5	1	1	0	0	0	1
1 Elvis Andrus, R (1, 6) OBP: 0.333, SLG: 0.347	C FF 86 B FF 90 X SI 90 1-1 G4-3 ②		X SI 90 0-0 G1-3 ② B SI 89 F FF 88 F SL 83 F SI 91 S SL 83 1-3 K 32 E 32 S 29 1B		B SI 88 C SI 89 B SL 80 B CH 83 X SI 87 3-1 F7 ① 1-2 2-3 X FF 91 0-0 L9 ③				5	1	0	0	0	1	2
32 Josh Hamilton, L (1, 7) OBP: 0.350, SLG: 0.536	C SI 90 B SL 84 B SL 85 S FF 89 X FF 89 2-2 G5-3 ③		B SL 84 F SI 91 F SI 92 X FF 86 1-2 F8 ③ C SI 88 1 SAFE P PO 87 F SI 88 B FF 87 S SL 82 2-3 K ① 1-3 I IN 75 I IN 75 I IN 73 I IN 74 4-0 12 FC4-6 IBB					B FF 94 F FF 95 F FF 95 B FS 88 S FS 85 2-3 K ①	4	0	0	0	1	2	1
29 Adrian Beltré, R (1, 5) OBP: 0.318, SLG: 0.505 12 Omar Quintanilla, L (5, PR) (6, 5)		B SI 89 C SI 91 B FF 89 B CH 83 B FF 88 4-1 10 1B 17 2B BB	F SI 89 X FF 86 0-1 10 1B 17 HR 2B F FF 87 S CH 81 F SL 82 X SI 90 0-2 10 2B 17 1B 3-H 1B	F SI 87 F SI 85 F SI 89 F SL 81 F SI 85 X SI 90 0-2 FC4-6 10 E 10 1B 17 1B 1-2f 2-3 3-H		B FF 95 F FF 95 B FF 95 S FF 94 S FF 96 2-3 K ②	2 2	2 2	2 0	1 1	1 0	0 1	0 2
10 Michael Young, R (1, 10) OBP: 0.367, SLG: 0.488 7 David Murphy, L (8, PH) OBP: 0.319, SLG: 0.352 (9, 10)		C SI 91 1 SAFE X SI 91 0-1 17 2B 25 G6-3 1-3 1B	B SI 89 B SI 89 F CH 82 B SL 83 X SI 89 3-1 17 HR 2-3 1B D SI 89 D SI 89 1 SAFE X SI 88 2-0 17 1B 1-3 2B	S SI 84 B SL 79 B SI 84 X CH 83 2-1 E9 17 1B 1-3 3-H 1B		S FS 86 C CU 80 S FF 96 0-3 K ③	4 1	4 0	4 0	1 0	0 0	0 1	0 0
17 Nelson Cruz, R (1, 9) OBP: 0.302, SLG: 0.524		B FF 89 X SI 89 1-0 1-3 3-H 2B	X CH 83 0-0 1-H HR B SI 89 X SI 88 1-0 25 FC5-4 2-H 3-H 1B	X SI 90 0-0 25 1B 2-H 3-H 1B				4	1	4	8	0	0	0
25 Mike Napoli, R (1, 3) OBP: 0.373, SLG: 0.561		C SI 92 B SI 89 B SI 91 B SI 91 S CH 84 X FF 89 3-2 G6-3 ① 3-H	S FF 89 X FF 88 0-1 23 FC4-6 1B B CH 82 B SI 88 C CH 82 X SI 88 2-1 FC5-4 ② 1-2f	B CH 83 C SI 88 F SI 88 X SI 85 1-2 8 FC5-4 1-2 1B				4	0	2	1	0	0	3
8 Yorvit Torrealba, R (1, 2) OBP: 0.287, SLG: 0.370		B FF 89 C CH 83 B CH 83 C SI 90 F FF 90 F SL 84 S SI 92 2-3 K ②	X SI 89 0-0 F9 ① B CH 83 X SI 88 1-0 G2-3 ③	C CH 84 B SL 80 X CH 84 1-1 FC5-4 ③ 1-2f				4	0	0	0	0	1	6
23 Craig Gentry, R (1, 8) OBP: 0.337, SLG: 0.313		C FF 89 D SL 84 D FF 89 B SI 91 S SI 91 F SI 91 X SI 92 3-2 F8 ③	B SI 89 X SI 90 1-0 FC4-6 ② 1-2f	S SI 87 F SL 79 B SL 80 H SL 78 2-2 1 F7 5 1B 12 FC4-6 HBP	X FC 90 0-0 G6-3 ①			3	1	0	0	0	0	2

Inning Stats	1	2	3	4	5	6	7	8	9
	R: 0 E: 0 K: 0 S: 9 H: 0 LOB: 0 BB: 0 P: 15	R: 2 E: 0 K: 1 S: 16 H: 2 LOB: 1 BB: 1 P: 29	R: 0 E: 0 K: 0 S: 8 H: 0 LOB: 0 BB: 0 P: 11	R: 3 E: 0 K: 0 S: 10 H: 4 LOB: 1 BB: 0 P: 15	R: 3 E: 0 K: 2 S: 17 H: 3 LOB: 2 BB: 0 P: 25	R: 4 E: 1 K: 0 S: 19 H: 4 LOB: 2 BB: 1 P: 33	R: 0 E: 0 K: 0 S: 3 H: 0 LOB: 0 BB: 0 P: 4	R: 0 E: 0 K: 3 S: 9 H: 0 LOB: 0 BB: 0 P: 13	

AB	38
R	12
H	13
RBI	12
BB	2
SO	6
LOB	17

1B: 9 2B: 3 3B: 0 HR: 1	SF: 0 SAC: 0 DP: 0 HBP: 1	WP: 1 PB: 0 SB: 1 CS: 0	PA: 41
---	---	---	---

PITCHER		IP	WLS	BF	H	R	ER	SO	BB	IBB	HBP	BLK	WP	HR	S	P	ERA	WHIP
37 Jo-Jo Reyes, L ERA: 5.4	(1, 1)	4.1	L	23	8	8	8	3	1	0	0	0	1	1	56	87	16.61	2.077
57 Shawn Camp, R ERA: 4.78	(5, 1)	1.2		12	5	4	4	0	0	1	1	0	0	0	23	41	21.60	3.000
29 Octavio Dotel, R ERA: 3.72	(7, 1)	1.0		3	0	0	0	0	0	0	0	0	0	0	3	4	0.00	0.000
50 Frank Francisco, R ERA: 5.34	(8, 1)	1.0		3	0	0	0	3	0	0	0	0	0	0	9	13	0.00	0.000

PITCHER	IP	WLS	BF	H	R	ER	SO	BB	IBB	HBP	BLK	WP	HR	S	P	ERA	WHIP

Batter	1	2	3	4	5	6	7	8	9	AB	R	H	RBI	BB	SO	LOB
5 Yunel Escobar, R (1, 6) OBP: 0.378, SLG: 0.441	B SI 92 S CH 83 C SI 94 B SI 94 B SI 89 X SI 90 3-2 E6 14 CS		B CU 78 X SI 95 1-0 14 G4-6-3 1B			B CH 83 B SI 93 B SI 90 C SI 91 X CH 83 3-1 14 3B 2B		B SI 87 C CU 69 C CU 70 F SI 89 C SI 88 1-3 ②		4	1	2	0	0	1	0
14 Eric Thames, L (1, 9) OBP: 0.347, SLG: 0.518 16 Corey Patterson, L (9, 9) OBP: 0.287, SLG: 0.380	C SI 93 X SI 92 0-1 ① 26 2B 1-2 2B		C FC 85 X SI 90 0-1 ② ③ G4-6-3 1-2f			B SI 90 F SI 87 B SI 92 X CH 82 2-1 19 1B 2-H 3B		B SC 68 S SC 71 F SI 87 B CU 72 F SI 88 X SL 77 2-2 ③ P6		4 0	2 0	2 0	1 0	0 0	0 0	1 0
19 José Bautista, R (1, 10) OBP: 0.465, SLG: 0.682	B SI 91 C SI 93 F SI 93 S SI 90 1-3 ② K			S SI 89 T SI 93 B FF 92 B SI 92 F FF 95 B CH 84 S SI 88 3-3 ① K		B FC 88 D FC 88 X SI 91 2-0 26 G4-6-3 3-H 1B			C FF 98 B FF 99 B FF 99 B FF 99 B FF 98 4-1 2 1B BB	3	0	1	1	1	2	1
26 Adam Lind, L (1, 3) OBP: 0.344, SLG: 0.508	C FF 90 X SI 92 0-1 2-H 2B			C SI 93 B CH 85 B CU 80 X SI 88 2-1 ② G4-3		F FF 94 X SI 92 0-1 ① ② G4-6-3 1-2f			B FF 98 F FF 98 C FF 98 1 SAFE F SL 87 1 SAFE F FF 98 S FF 98 1-3 ① K	4	0	1	1	0	1	2
10 Edwin Encarnación, R (1, 5) OBP: 0.302, SLG: 0.414	D CH 85 S CH 84 C CU 80 F SI 94 D SI 90 B CH 84 S CH 84 3-3 ③ K			B SI 91 B SI 94 X CH 83 2-0 ③ G6-3		B SI 93 C FC 88 X SI 91 1-1 ③ F9			1 SAFE B SL 87 B FF 98 F FF 97 X SL 87 2-1 ② P4	4	0	0	0	0	1	2
2 Aaron Hill, R (1, 4) OBP: 0.277, SLG: 0.317		C SI 89 F FF 93 X SI 94 0-2 ① P3			B CU 74 X CH 81 1-0 ① F8		C SI 89 B SI 94 S CH 84 S FC 87 1-3 ① K		1 SAFE X FF 99 0-0 1-2 1B	4	0	1	0	0	1	0
45 Travis Snider, L (1, 7) OBP: 0.284, SLG: 0.374		B SI 93 S CH 83 B CU 80 C FC 88 B SI 94 S CH 83 3-3 ② K			B SI 91 C CH 84 F SI 93 B CH 84 C SI 94 2-3 ② K		F SI 89 B FF 90 F SI 93 F FF 96 B CH 84 B FC 89 S FC 89 3-3 ② K		B FF 89 X SL 78 1-0 ③ F8	4	0	0	0	0	3	2
11 Rajai Davis, R (1, 8) OBP: 0.271, SLG: 0.355		B CU 79 S CH 84 C SI 93 X SI 96 1-2 ③ G4-3			B CU 79 B SI 91 C SI 93 S CH 85 B FC 87 C SI 96 3-3 ③ K		C CU 79 B CH 83 S CH 85 X SI 95 1-2 9 CS 1B			3	0	1	0	0	1	0
9 J.P. Arencibia, R (1, 2) OBP: 0.281, SLG: 0.440			B SI 90 X CH 84 1-0 ① F7			C CU 76 X SI 90 0-1 HR	1 SAFE P PO 83 S CU 70 1 SAFE 1 SAFE B SI 87 2-1 ③ CS 1-2	F CU 69 B CU 71 F SI 87 C SI 88 1-3 ① K		3	1	1	1	0	1	0
Inning Stats	R: 1 E: 1 K: 2 S: 14 H: 2 LOB: 1 BB: 0 P: 21	R: 0 E: 0 K: 1 S: 9 H: 0 LOB: 0 BB: 0 P: 13	R: 0 E: 0 K: 0 S: 4 H: 1 LOB: 0 BB: 0 P: 6	R: 0 E: 0 K: 1 S: 7 H: 0 LOB: 0 BB: 0 P: 14	R: 0 E: 0 K: 2 S: 7 H: 0 LOB: 0 BB: 0 P: 13	R: 3 E: 0 K: 0 S: 11 H: 4 LOB: 0 BB: 0 P: 19	R: 0 E: 0 K: 2 S: 12 H: 1 LOB: 0 BB: 0 P: 18	R: 0 E: 0 K: 2 S: 11 H: 0 LOB: 0 BB: 0 P: 15	R: 0 E: 0 K: 1 S: 10 H: 1 LOB: 2 BB: 1 P: 18	1B: 4 2B: 3 3B: 1 HR: 1	SF: 0 SAC: 0 DP: 2 HBP: 0					

PITCHER		IP	WLS	BF	H	R	ER	SO	BB	IBB	HBP	BLK	WP	HR	S	P	ERA	WHIP
54 Matt Harrison, L ERA: 3.05	(1, 1)	6.2		26	8	4	4	8	0	0	0	0	0	1	62	101	5.40	1.200
22 Yoshinori Tateyama, R ERA: 3.63	(7, 1)	1.1		3	0	0	0	2	0	0	0	0	0	0	13	18	0.00	0.000
57 Mark Lowe, R ERA: 4.08	(9, 1)	0.2		4	1	0	0	1	1	0	0	0	0	0	9	16	0.00	3.000
28 Darren Oliver, L ERA: 2.36	(9, 1)	0.1	W	1	0	0	0	0	0	0	0	0	0	0	1	2	0.00	0.000

PITCHER	IP	WLS	BF	H	R	ER	SO	BB	IBB	HBP	BLK	WP	HR	S	P	ERA	WHIP

TOP

Toronto Blue Jays @ Texas Rangers

Rangers Ballpark in Arlington, Arlington, TX

Sat Jul 23 2011, 8:10 PM - 11:17 PM EDT

Att. 38,537 - Clear - 100 F

livebaseballscorecards.com

AB	33
R	4
H	9
RBI	4
BB	1
SO	11
LOB	8

Toronto Blue Jays @ Texas Rangers

Rangers Ballpark in Arlington, Arlington, TX

Sat Jul 23 2011, 8:10 PM - 11:17 PM EDT

Att. 38,537 - Clear - 100 F

BOTTOM

livebaseballscorecards.com

Batter	1	2	3	4	5	6	7	8	9	AB	R	H	RBI	BB	SO	LOB
5 Ian Kinsler, R (1, 4) OBP: 0.359, SLG: 0.451	C CU 67 C FF 88 B CU 76 F SL 81 B CH 83 X SL 81 2-2 ① P5		C FF 89 X FF 89 0-1 32 3B 2B C SL 82 C CU 75 D SL 83 D SL 83 X CU 76 2-2 ③ P4		B FC 92 F FF 92 C FC 91 C SL 83 1-3 ③ K			X SL 85 0-0 ① SH1-4 1-2 2-3	4	1	1	0	0	1	3
1 Elvis Andrus, R (1, 6) OBP: 0.330, SLG: 0.343	C FF 89 C CH 83 B FF 90 B SL 83 B SL 84 F FF 91 F SL 80 X FF 90 3-2 ② F9		C SL 81 D SL 83 B SL 82 X FF 89 2-1 ② G5-3		B FF 87 X FF 87 1-0 ① G5-3		C SL 83 B FF 93 X FF 93 1-1 ① G4-3		X SL 85 0-0 ② SH1-2-4 2-3 3-H	4	0	0	1	0	0	1
32 Josh Hamilton, L (1, 8) OBP: 0.358, SLG: 0.548	C FF 90 B FF 89 B CU 68 F CH 81 B FF 91 X CU 73 3-2 10 1B 1B		X SL 83 0-0 2-H 3B		B FF 89 X SL 82 1-0 17 S 17 2B 1B		C FF 93 B CH 88 C FF 95 F FF 94 X FF 94 1-2 ② G5-3		I IN 76 I IN 76 I IN 77 I IN 76 4-0 10 1B IBB	4	1	3	1	1	0	0
10 Michael Young, R (1, 10) OBP: 0.367, SLG: 0.487	C FF 89 C CH 81 B FF 90 1 SAFE B SL 81 F CH 81 B FF 90 F FF 90 X SL 83 3-2 17 FC6-4 1-3 1B		B FF 89 F SL 78 B FF 89 B SL 83 X SL 82 3-1 ③ L7		B FF 89 B SL 81 X FF 89 2-0 ② F7		B FF 94 F SL 85 S FF 93 F FF 94 B FF 94 S SL 84 2-3 ③ K		F FC 90 B SL 85 T SL 86 X FC 91 1-2 3-H 1B	5	0	2	1	0	1	2
17 Nelson Cruz, R (1, 9) OBP: 0.302, SLG: 0.524	C SL 82 F FF 90 D CU 76 X SL 82 1-2 ③ FC6-4 1-2f			F FF 89 X SL 82 0-1 ① G4-3	1 SAFE B CU 72 F SL 82 B FF 90 S SL 81 B FF 90 X CU 78 3-2 1-H 2B			S FF 93 C FF 93 S FF 93 0-3 ① K		4	0	1	1	0	1	2
7 David Murphy, L (1, 7) OBP: 0.322, SLG: 0.355		B FF 86 C SL 80 C FF 89 X SL 83 1-2 ① F8		B CU 68 C SL 79 B CU 76 X SL 80 2-1 8 S 19 1B 1B X FF 88 0-0 ③ L8				C SL 83 X FF 94 0-1 8 L9-3 1B		4	1	2	0	0	0	1
8 Yorvit Torrealba, R (1, 2) OBP: 0.283, SLG: 0.364		B CU 78 C FF 89 X FF 89 1-1 ② F9		1 SAFE S SL 80 X FF 90 0-1 ② G5-3 1-2		B FF 88 X SL 78 1-0 ① G4-3		1 SAFE 1 SAFE P PO 90 1 SAFE S FF 94 F FF 94 F SL 85 X SL 85 1-2 ②③ L9-3 1-1		4	0	0	0	0	0	2
19 Chris Davis, L (1, 5) OBP: 0.333, SLG: 0.473 25 Mike Napoli, R (9, PH) OBP: 0.376, SLG: 0.561		B FF 90 T SL 81 B FF 90 X FF 89 2-1 ③ F7		B FF 89 B EP 65 F SL 81 C FF 90 X SL 82 2-2 18 1B 2-H 1B		C FF 89 B FF 89 S FF 88 B FF 90 F SL 84 F SL 85 F FF 91 X CU 72 2-2 ② F8		F SI 91 S CH 85 B CH 86 B CH 86 B SI 92 B CH 86 4-2 5 SH1-4 18 SH 1 SH1-2-4 BB		3 0	0 1	1 0	1 0	0 1	0 0	0 0
18 Mitch Moreland, L (1, 3) OBP: 0.324, SLG: 0.440 23 Craig Gentry, R (9, PR) OBP: 0.337, SLG: 0.313			C FF 88 B FF 88 F EP 66 S SL 83 1-3 ① K2-3	B SL 80 X FF 88 1-0 1-2 1B		C FF 89 X FF 90 0-1 1B			L SL 82 1 SAFE X 0-1 SH 1 SH1-2-4 5 SH1-4 10 1B 1-2	3 0	0 1	2 0	0 0	0 0	1 0	0 0
Inning Stats	R: 0 E: 0 K: 0 S: 20 H: 2 LOB: 2 BB: 0 P: 32	R: 0 E: 0 K: 0 S: 7 H: 0 LOB: 0 BB: 0 P: 11	R: 1 E: 0 K: 1 S: 10 H: 2 LOB: 1 BB: 0 P: 16	R: 1 E: 0 K: 0 S: 13 H: 3 LOB: 2 BB: 0 P: 20	R: 1 E: 0 K: 0 S: 7 H: 2 LOB: 1 BB: 0 P: 14	R: 0 E: 0 K: 1 S: 12 H: 1 LOB: 1 BB: 0 P: 16	R: 0 E: 0 K: 1 S: 10 H: 0 LOB: 0 BB: 0 P: 14	R: 0 E: 0 K: 1 S: 10 H: 1 LOB: 0 BB: 0 P: 10	R: 2 E: 1 K: 0 S: 9 H: 1 LOB: 2 BB: 2 P: 18	1B: 9 2B: 3 3B: 1 HR: 0	SF: 0 SAC: 3 DP: 1 HBP: 0					PA: 40	

	AB	35
	R	5
	H	12
	RBI	5
	BB	2
	SO	4
	LOB	11

PITCHER		IP	WLS	BF	H	R	ER	SO	BB	IBB	HBP	BLK	WP	HR	S	P	ERA	WHIP
33 Carlos Villanueva, R ERA: 3.4	(1, 1)	5.2		27	10	3	3	1	0	0	0	0	0	0	66	105	4.76	1.765
29 Octavio Dotel, R ERA: 3.68	(6, 1)	0.1	H	1	0	0	0	1	0	0	0	0	0	0	3	4	0.00	0.000
54 Jason Frasor, R ERA: 2.98	(7, 1)	2.0	H	6	1	0	0	2	0	0	0	0	0	0	20	24	0.00	0.500
34 Marc Rzepczynski, L ERA: 2.97	(9, 1)	0.0	L	2	0	2	1	0	1	0	0	0	0	0	4	8	∞	∞
60 Jon Rauch, R ERA: 3.89	(9, 1)	0.2	B	4	1	0	0	0	0	1	0	0	0	0	5	10	0.00	1.500

PITCHER	IP	WLS	BF	H	R	ER	SO	BB	IBB	HBP	BLK	WP	HR	S	P	ERA	WHIP

Toronto Blue Jays @ Texas Rangers

Rangers Ballpark in Arlington, Arlington, TX

Sun Jul 24 2011, 8:09 PM - 10:26 PM EDT

Att. 43,117 - Clear - 105 F

livebaseballscorecards.com

Batter	1	2	3	4	5	6	7	8	9	AB	R	H	RBI	BB	SO	LOB
5 Yunel Escobar, R (1, 6) OBP: 0.384, SLG: 0.445	B FF 93 S FF 94 B SL 81 X FF 94 2-1 14 L4-3 1B		F FF 95 B FF 94 C SL 82 F SL 82 F FF 96 X FF 96 2-2 14 1B 1B			C SL 80 B SL 79 B FF 92 X FC 94 2-1 19 2B 1B	B FC 95 B FF 94 B FC 94 B FF 92 4-0 14 1B BB			3	1	3	0	1	0	0
14 Eric Thames, L (1, 9) OBP: 0.351, SLG: 0.517	B FF 94 F FF 94 F FF 94 B SL 81 F SL 79 B FF 94 X FF 94 3-2 ① ② L4-3 1-1		C FF 94 X CH 86 0-1 1-3 1B			X FF 93 0-0 ① F9	1 SAFE 1 SAFE C CU 78 F FC 89 B FF 96 X CU 78 1-2 1-2 1B			4	0	2	0	0	0	2
19 José Bautista, R (1, 5) OBP: 0.466, SLG: 0.682	S FF 96 S FF 97 B SL 84 B FF 97 B SL 83 B FF 96 4-2 BB		C SL 83 F FF 95 B FF 95 S FF 96 1-3 ③ K			F FF 95 C SL 82 F SL 82 B SL 84 X SL 82 1-2 26 F8 10 2B 1-H 2B	X FC 90 0-0 ③ G6-3			3	1	1	1	1	1	4
26 Adam Lind, L (1, 3) OBP: 0.340, SLG: 0.502	C FC 95 F FF 96 S FC 96 0-3 ③ K			X FF 94 0-0 ① G4-3		F FF 96 X FF 94 0-1 ② F8 2-3		C FF 90 F FC 85 X FF 95 0-2 ① G4-3		4	0	0	0	0	1	2
10 Edwin Encarnación, R (1, 10) OBP: 0.301, SLG: 0.415		B FC 94 C FF 94 F SL 80 S FF 97 1-3 ① K		B FC 94 C SL 79 F FC 95 X SL 82 1-2 ② G5-3		C FC 96 F FC 96 B FF 96 X SL 84 1-2 45 2B 3-H 2B		B FC 87 B FF 93 C FC 88 X FC 88 2-1 ② G4-3		4	1	1	1	0	1	0
45 Travis Snider, L (1, 7) OBP: 0.283, SLG: 0.377		C SL 78 X FC 95 0-1 ② G6-3		B FF 95 F FF 95 F FC 96 S FF 95 1-3 ③ K		X FF 95 0-0 2-H 2B		X CU 79 0-0 ③ G3-1		4	0	1	1	0	1	0
2 Aaron Hill, R (1, 4) OBP: 0.274, SLG: 0.313		C SL 80 B SL 79 F FC 94 F FF 96 C FF 95 1-3 ③ K			B SL 78 C SL 76 C SL 80 S SL 82 1-3 ① K	B FF 95 C SL 81 X FF 94 1-1 ③ G3-1			C FC 86 F FF 94 S CU 79 0-3 ① K	4	0	0	0	0	3	1
11 Rajai Davis, R (1, 8) OBP: 0.267, SLG: 0.350			X FF 93 0-0 ① P6		C SL 80 B FF 96 F SL 81 B FF 95 X FF 95 2-2 ② G6-3		L SL 78 F SL 82 B FF 94 B SL 83 X SL 81 2-2 ① F7		C FC 86 X FC 87 0-1 ② G3	4	0	0	0	0	0	0
9 J.P. Arencibia, R (1, 2) OBP: 0.277, SLG: 0.433			B FF 95 C FF 94 F FF 95 X FF 96 1-2 ② F9		C SL 81 B FF 95 X FF 95 1-1 ③ G5-3		F FF 95 B FC 96 B FC 96 X SL 80 2-1 ② P4		B FC 86 F FC 88 F FF 92 B CU 82 S CU 78 2-3 ③ K	4	0	0	0	0	1	0
Inning Stats	R: 0 E: 0 K: 1 S: 11 H: 1 LOB: 1 BB: 1 P: 20	R: 0 E: 0 K: 2 S: 9 H: 0 LOB: 0 BB: 0 P: 11	R: 0 E: 0 K: 1 S: 14 H: 2 LOB: 2 BB: 0 P: 18	R: 0 E: 0 K: 1 S: 7 H: 0 LOB: 0 BB: 0 P: 9	R: 0 E: 0 K: 1 S: 8 H: 0 LOB: 0 BB: 0 P: 12	R: 3 E: 0 K: 0 S: 15 H: 4 LOB: 1 BB: 0 P: 20	R: 0 E: 0 K: 0 S: 9 H: 1 LOB: 2 BB: 1 P: 18	R: 0 E: 0 K: 0 S: 6 H: 0 LOB: 0 BB: 0 P: 8	R: 0 E: 0 K: 2 S: 8 H: 0 LOB: 0 BB: 0 P: 10	1B: 5 2B: 4 3B: 0 HR: 0 SF: 0 SAC: 0 DP: 1 HBP: 0						

	AB	34
	R	3
	H	8
	RBI	3
	BB	2
	SO	8
	LOB	9

WP: 0 PB: 0 SB: 0 CS: 0 PA: 36

PITCHER	IP	WLS	BF	H	R	ER	SO	BB	IBB	HBP	BLK	WP	HR	S	P	ERA	WHIP
41 Alexi Ogando, R (1, 1) ERA: 2.79	6.2	L	28	7	3	3	6	2	0	0	0	0	0	69	103	4.05	1.350
35 Tommy Hunter, R (7, 1) ERA: 3.27	2.1		8	1	0	0	2	0	0	0	0	0	0	18	23	0.00	0.429

PITCHER	IP	WLS	BF	H	R	ER	SO	BB	IBB	HBP	BLK	WP	HR	S	P	ERA	WHIP

Toronto Blue Jays @ Texas Rangers

Rangers Ballpark in Arlington, Arlington, TX

Sun Jul 24 2011, 8:09 PM - 10:26 PM EDT

Att. 43,117 - Clear - 105 F

BOTTOM

livebaseballscorecards.com

Batter	1	2	3	4	5	6	7	8	9	AB	R	H	RBI	BB	SO	LOB
5 Ian Kinsler, R (1, 4) OBP: 0.356, SLG: 0.446	C FF 90 X SI 89 0-1 G6-3 ①		B FF 90 F FF 90 B SI 90 C CH 82 F FF 92 1 SAFE F CH 82 B FF 88 X FF 91 3-2 P3 ②			X FF 89 0-0 F7 ②		X CH 82 0-0 F9 ②		4	0	0	0	0	0	2
1 Elvis Andrus, R (1, 6) OBP: 0.329, SLG: 0.341	C FF 90 F SI 92 B CH 84 X CH 81 1-2 G4-3 ②		1 SAFE X CH 82 0-0 G4-3 ③			B FF 87 B CH 83 B FF 89 B FF 90 4-0 BB		F CH 82 C CH 81 S CH 80 0-3 K ③		3	0	0	0	1	1	2
32 Josh Hamilton, L (1, 7) OBP: 0.353, SLG: 0.539	B FF 91 C FF 91 F CH 85 S SL 83 1-3 K ③			C FF 87 B FF 88 F SL 85 F FF 92 B CH 85 S SL 85 2-3 K ①		B FF 86 S FF 90 X FF 86 1-1 P6 ③			B FF 89 B CH 83 F FF 91 B FF 92 F FF 91 F FF 93 X SL 84 3-2 G1-3 ①	4	0	0	0	0	2	1
10 Michael Young, R (1, 5) OBP: 0.366, SLG: 0.485		B SI 89 X SI 90 1-0 1B		B FF 90 B FF 86 F FF 92 C CH 82 B SL 84 F SL 84 X FF 93 3-2 F9 ②			B SI 87 S CH 82 C SL 81 B CH 78 X CH 81 2-2 G5-3 ①		X FF 91 0-0 G5-3 ②	4	0	1	0	0	0	0
17 Nelson Cruz, R (1, 9) OBP: 0.301, SLG: 0.521		X FF 91 0-0 F7 ①	B FF 91 X FF 91 1-0 G6-3 ③				X SI 87 0-0 G5-3 ②		C FF 92 B FF 93 B SI 90 B SL 83 F FF 93 F FF 93 F FF 94 F FF 93 F FF 93 3-2 F CH 85 X SL 85 1B	4	0	1	0	0	0	1
25 Mike Napoli, R (1, 2) OBP: 0.373, SLG: 0.551		F FF 91 B FF 90 B SI 92 B CH 83 F SI 90 F FF 91 S CH 84 3-3 K ②			B SI 88 C CH 82 X CH 83 1-1 F8 ①		B FF 89 B FF 89 B CH 78 C FF 89 B FF 89 4-1 BB		C FF 92 F FF 92 B FF 92 D CH 84 S FF 86 2-3 K ③	3	0	0	0	1	2	2
19 Chris Davis, L (1, 10) OBP: 0.317, SLG: 0.448		B FF 90 S CH 83 X FF 92 1-1 F7 ③			B SI 88 S CH 81 C SL 82 B FF 91 F CH 82 S CH 83 2-3 K ②		B FF 89 X FC 86 1-0 F7 ③			3	0	0	0	0	1	2
23 Craig Gentry, R (1, 8) OBP: 0.347, SLG: 0.325			X FF 89 0-0 1B		C SI 89 B CH 79 F FF 89 F SL 82 C CH 80 1-3 K ③			C X 0-1 18 F7 1B		3	0	2	0	0	1	0
18 Mitch Moreland, L (1, 3) OBP: 0.321, SLG: 0.436			B FF 89 X SL 82 1-0 F7 ①			B FF 88 B FF 88 S FF 89 B FF 90 X SL 84 3-1 L5 ①		X FF 89 0-0 F7 ① 1-2		3	0	0	0	0	0	2

Inning Stats	R: 0 E: 0 K: 1 S: 8	H: 0 LOB: 0 BB: 0 P: 10	R: 0 E: 0 K: 1 S: 8	H: 1 LOB: 1 BB: 0 P: 13	R: 0 E: 0 K: 0 S: 8	H: 1 LOB: 1 BB: 0 P: 12	R: 0 E: 0 K: 1 S: 9	H: 0 LOB: 0 BB: 0 P: 15	R: 0 E: 0 K: 2 S: 10	H: 0 LOB: 0 BB: 0 P: 14	R: 0 E: 0 K: 0 S: 5	H: 0 LOB: 1 BB: 1 P: 13	R: 0 E: 0 K: 0 S: 6	H: 0 LOB: 1 BB: 1 P: 13	R: 0 E: 0 K: 1 S: 7	H: 1 LOB: 1 BB: 0 P: 7	R: 0 E: 0 K: 1 S: 16	H: 1 LOB: 1 BB: 0 P: 24	1B: 4 2B: 0 3B: 0 HR: 0	SF: 0 SAC: 0 DP: 0 HBP: 0	WP: 0 PB: 0 SB: 0 CS: 0	PA: 33

	AB	31
	R	0
	H	4
	RBI	0
	BB	2
	SO	7
	LOB	12

PITCHER	IP	WLS	BF	H	R	ER	SO	BB	IBB	HBP	BLK	WP	HR	S	P	ERA	WHIP
27 Brett Cecil, L (1, 1) ERA: 4.71	9.0	W	33	4	0	0	7	2	0	0	0	0	0	77	121	0.00	0.667

PITCHER	IP	WLS	BF	H	R	ER	SO	BB	IBB	HBP	BLK	WP	HR	S	P	ERA	WHIP

Baltimore Orioles @ Toronto Blue Jays

Rogers Centre, Toronto, ON

Tue Jul 26 2011, 7:12 PM - 10:17 PM EDT

Att. 17,477 - Partly Cloudy - 77 F

TOP

livebaseballscorecards.com

Batter	1	2	3	4	5	6	7	8	9	AB	R	H	RBI	BB	SO	LOB
2 J.J. Hardy, R (1, 6) OBP: 0.330, SLG: 0.500	C FF 91 B FF 93 F FF 94 B FF 96 F SL 88 B SL 88 F FF 94 X FF 96 3-2 ① F8		C SL 83 B SL 86 F FF 92 B FF 93 X FF 94 2-2 HR	B SI 91 C FF 92 F KC 83 B FF 92 F FF 92 B SI 94 X SL 86 3-2 1-H HR	B SL 79 C SL 76 X SI 88 1-1 ② SF7 2-H		B SI 82 B SI 92 B SI 82 C FF 93 F SI 82 F FF 95 S FF 94 3-3 ② K		B FF 94 B FF 94 X FF 93 2-0 ② G6-3	5	2	2	4	0	1	0
21 Nick Markakis, L (1, 9) OBP: 0.339, SLG: 0.398	F FF 93 S FF 94 B FF 94 T SL 88 1-2 ② K		C FF 92 B SL 87 B FF 93 B FF 93 C FF 94 F FF 94 F FF 93 B FF 94 4-2 32 E 25 1B BB	C FF 93 S FF 92 B FF 92 B SL 86 X SL 87 2-2 G4-3	B SI 86 C CH 82 C SI 87 B SL 80 X SI 87 2-2 10 1B 1B		C FF 93 B FF 93 X SI 92 1-1 ③ F8		B FF 94 B FF 94 C FF 94 X FF 95 2-1 ③ G6-3	5	1	1	0	1	1	0
10 Adam Jones, R (1, 8) OBP: 0.328, SLG: 0.485	S SL 88 F SL 87 B SL 90 S SL 91 1-3 ③ K		B FF 93 C FF 93 X SL 86 1-1 ① F9	X SL 84 0-0 27 S 1B	F SI 90 B SI 90 X FC 89 1-1 1-2 1B			F FF 93 X FF 94 0-1 ① L9		5	0	2	0	0	1	1
27 Vladimir Guerrero, R (1, 10) OBP: 0.313, SLG: 0.382		X SL 86 0-0 32 1B 25 2B 1B	S FF 92 F FF 91 1 SAFE X SL 85 0-2 ② F7	S SI 87 X SI 88 0-1 ② G5-3 1-2	X FF 90 0-0 ③ F9			B FF 94 X FF 93 1-0 ② L4		5	1	1	0	0	0	4
32 Matt Wieters, S (1, 2) OBP: 0.324, SLG: 0.409		B FF 93 C SI 93 B FF 94 X FS 86 2-1 25 2B 1-2 1B	B FF 92 C FF 94 X FF 91 1-1 E1 25 1B 1-2	B SI 88 X SI 86 1-0 ③ G4-3		F FC 89 X CU 75 0-1 ① G3		B CH 83 B FF 92 B FF 92 C FF 93 B FF 93 4-1 25 HR BB		4	2	1	0	1	0	2
25 Derrek Lee, R (1, 3) OBP: 0.299, SLG: 0.399		F FF 93 X SI 94 0-1 1-H 2-H 2B	S SL 88 X SL 87 0-1 1-2 2-H 1B		B SI 87 C SL 78 X SI 87 1-1 14 2B 1B	S FF 91 F FF 91 B FC 91 C SL 85 1-3 ② K		C FF 93 D SL 84 X FF 93 1-1 1-H HR		5	2	4	5	0	1	0
12 Mark Reynolds, R (1, 5) OBP: 0.339, SLG: 0.474		B SL 88 C SL 86 F SL 88 B SL 90 B FF 96 X SL 89 3-2 ① G6-3	B SL 88 C FF 94 B FF 94 S FF 95 F FF 95 B FF 93 F SL 88 F SL 88 F SL 90 3-3 ③ K		S SL 80 1 SAFE S SL 78 S SL 79 0-3 ① K	S SI 92 X SL 86 0-1 2B		C SL 83 B CH 83 B FF 94 S CU 81 B FF 92 B FF 95 4-2 BB		4	0	1	0	1	2	4
14 Nolan Reimold, R (1, 7) OBP: 0.339, SLG: 0.474		F FF 95 C FF 94 B SL 88 C SL 88 1-3 ② K		X FF 91 0-0 HR	C SL 79 X SI 88 0-1 11 1-H 2B 2B	C CU 76 X SI 90 0-1 ③ G4-3		B FF 92 B CH 81 C SI 91 X SI 92 2-1 ③ F9		5	2	2	2	0	1	3
11 Robert Andino, R (1, 4) OBP: 0.333, SLG: 0.328		C SL 86 S SL 87 F FF 97 F FF 94 S SL 89 0-3 ③ K		B SI 91 F SL 86 F FF 92 X SL 85 1-2 2 HR 1B	B SL 79 B SI 88 S CH 82 X CH 84 2-1 2 PB 2 SF7 2-H 2B		C FF 94 B FF 94 F FF 93 S SL 84 1-3 ① K		B FF 94 X FF 93 1-0 ① F9	5	2	2	1	0	2	1

Inning Stats	R: 0 E: 0 K: 2 S: 11	H: 0 LOB: 0 BB: 0 P: 16	R: 2 E: 0 K: 2 S: 16	H: 3 LOB: 1 BB: 0 P: 22	R: 2 E: 1 K: 1 S: 23	H: 2 LOB: 2 BB: 1 P: 34	R: 3 E: 0 K: 0 S: 15	H: 4 LOB: 1 BB: 0 P: 22	R: 3 E: 0 K: 1 S: 17	H: 5 LOB: 2 BB: 0 P: 24	R: 0 E: 0 K: 1 S: 9	H: 1 LOB: 1 BB: 0 P: 10	R: 0 E: 0 K: 2 S: 9	H: 0 LOB: 0 BB: 0 P: 14	R: 2 E: 0 K: 0 S: 10	H: 1 LOB: 1 BB: 2 P: 22	R: 0 E: 0 K: 0 S: 4	H: 0 LOB: 0 BB: 0 P: 9	1B: 8 2B: 4 3B: 0 HR: 4	SF: 1 SAC: 0 DP: 0 HBP: 0	WP: 0 PB: 1 SB: 1 CS: 0	PA: 47

	AB	43
	R	12
	H	16
	RBI	12
	BB	3
	SO	9
	LOB	15

PITCHER		IP	WLS	BF	H	R	ER	SO	BB	IBB	HBP	BLK	WP	HR	S	P	ERA	WHIP
23 Brandon Morrow, R ERA: 4.71	(1, 1)	3.1	L	21	9	7	6	5	1	0	0	0	0	3	62	90	16.20	3.000
57 Shawn Camp, R ERA: 5.24	(4, 1)	1.1		8	4	3	3	1	0	0	0	0	0	0	17	24	20.25	3.000
44 Casey Janssen, R ERA: 3.0	(5, 1)	1.1		6	2	0	0	1	0	0	0	0	0	0	12	14	0.00	1.500
58 Wilfredo Ledezma, L ERA: 9.0	(7, 1)	2.0		9	1	2	2	2	2	0	0	0	0	1	19	36	9.00	1.500
50 Frank Francisco, R ERA: 5.16	(9, 1)	1.0		3	0	0	0	0	0	0	0	0	0	0	4	9	0.00	0.000

PITCHER	IP	WLS	BF	H	R	ER	SO	BB	IBB	HBP	BLK	WP	HR	S	P	ERA	WHIP

BOTTOM

Baltimore Orioles @ Toronto Blue Jays

Rogers Centre, Toronto, ON

Tue Jul 26 2011, 7:12 PM - 10:17 PM EDT

Att. 17,477 - Partly Cloudy - 77 F

livebaseballscorecards.com

Batter	1	2	3	4	5	6	7	8	9	AB	R	H	RBI	BB	SO	LOB
5 Yunel Escobar, R (1, 6) OBP: 0.386, SLG: 0.446	B FF 93 B FF 94 B FF 95 C FF 94 X FF 90 3-1 14 BB 1B		C FF 92 X CU 77 0-1 E1 26 HR 1B	B CU 78 C SI 92 C SI 93 X SL 88 1-2 ③ G1-3		B SI 93 B FF 93 C FF 94 B SI 94 D FF 93 4-1 1-2 BB		X FF 93 0-0 ③ L8		4	1	2	0	1	0	1
14 Eric Thames, L (1, 9) OBP: 0.346, SLG: 0.503	B SI 94 B CU 79 S FF 93 1 SAFE B CH 86 B FF 93 4-1 10 FC6-4 1-2 BB		C CU 76 C SI 93 B FF 94 F SL 84 S CU 78 1-3 ① K		C CU 74 F CH 86 X SL 83 0-2 ① G3-1	S SL 86 X SL 85 0-1 ③ L3			C CU 73 F SI 86 B FF 87 B FF 88 X CU 73 2-2 ① F8	4	0	0	0	1	1	4
19 José Bautista, R (1, 5) OBP: 0.466, SLG: 0.680 6 John McDonald, R (3, PR) OBP: 0.261, SLG: 0.310 (4, 5)	B CU 78 C FF 95 B SI 95 B SL 88 X SL 89 3-1 ① F4		T SI 94 F CU 78 H FF 91 1-2 26 HR HBP		C FF 91 S CU 77 F FF 92 B SL 86 F CU 76 B SI 92 X SL 86 2-2 ② G6-3		X FF 92 0-0 ① P3		C FF 88 B FF 89 X FF 88 1-1 ② G5-3	1 3	0 1	0 0	0 0	0 0	0 0	2 0
26 Adam Lind, L (1, 3) OBP: 0.341, SLG: 0.508	B SI 95 X SL 86 1-0 ② F8		C CH 86 D CH 88 D SI 93 X SL 86 2-1 1-H 2-H HR		B SI 93 B CH 86 B FF 92 B FF 93 4-0 BB		B SI 93 F SI 92 F SI 93 B FF 87 X FF 94 2-2 ② G6-3		B FF 87 F FF 87 B FF 87 B CU 76 X FF 87 3-1 ③ G3-1	4	1	1	3	1	0	2
10 Edwin Encarnación, R (1, 10) OBP: 0.301, SLG: 0.413	X SI 95 0-0 ③ FC6-4 1-2f		B FF 92 S SL 85 B SI 92 X FF 92 2-1 ② P5		C SI 92 C CU 76 X SL 86 0-2 ③ G1-3		B FF 94 T FF 94 S FF 94 B FF 94 X FF 94 2-2 1B			4	0	1	0	0	0	4
45 Travis Snider, L (1, 8) OBP: 0.282, SLG: 0.374		F FF 94 S CU 78 B FF 94 F CU 79 F CU 78 X SL 86 1-2 ① G1-3	B CU 77 S CU 77 S SI 93 B FF 93 B CH 87 S CU 78 3-3 ③ K			X SL 84 0-0 8 F9 1B 1B	D SI 92 S FF 93 F FF 94 F SL 87 B FF 94 F FF 93 C FF 93 2-3 ③ K			4	0	1	0	0	2	2
2 Aaron Hill, R (1, 4) OBP: 0.277, SLG: 0.324		B SI 95 C SL 89 B SL 89 F SL 88 F FF 94 X CU 79 2-2 FC1-6 1B		B SL 87 C SI 91 F FF 93 B SL 86 B SI 94 X FF 94 3-2 HR		B FF 93 C SI 92 B SI 92 X FF 93 2-1 ① P6		B SL 84 B FF 92 X FF 92 2-0 ① F9		4	1	2	1	0	0	1
Corey Patterson, L (1, 7) OBP: 0.287, SLG: 0.379		B CU 78 S CU 79 B SI 93 F CH 86 X CU 80 2-2 ② FC1-6 8 S 1-2f		C SI 93 F CH 86 F CU 79 X FF 92 0-2 ① G4-3		X SI 93 0-0 5 WP 1-2 1B		B FF 93 X FF 92 1-0 ② G1-5-3		4	0	1	0	0	0	1
8 José Molina, R (1, 2) OBP: 0.384, SLG: 0.446		B FF 93 1 SAFE C SI 94 B FF 94 C SI 94 F FF 93 C SI 95 2-3 ③ K 1-2		S FF 92 B SI 93 B SL 86 F SI 91 B SI 93 F FF 93 C CU 78 3-3 ② K		C FF 94 B FF 94 S FF 93 X FF 94 1-2 ② F9 2-3		S SL 85 F FF 93 F FF 93 B SL 86 B SL 85 X FF 92 2-2 1B		4	0	1	0	0	2	3
Inning Stats	R: 0 E: 0 K: 0 S: 7 H: 1 LOB: 2 BB: 1 P: 18	R: 0 E: 0 K: 1 S: 16 H: 1 LOB: 1 BB: 0 P: 23	R: 3 E: 1 K: 2 S: 15 H: 2 LOB: 1 BB: 0 P: 24	R: 1 E: 0 K: 1 S: 14 H: 1 LOB: 0 BB: 0 P: 21	R: 0 E: 0 K: 0 S: 11 H: 0 LOB: 1 BB: 1 P: 17	R: 0 E: 0 K: 0 S: 10 H: 2 LOB: 3 BB: 1 P: 17	R: 0 E: 0 K: 1 S: 12 H: 1 LOB: 1 BB: 0 P: 18	R: 0 E: 0 K: 0 S: 7 H: 1 LOB: 1 BB: 0 P: 12	R: 0 E: 0 K: 0 S: 7 H: 0 LOB: 0 BB: 0 P: 13	1B: 7 2B: 0 3B: 0 HR: 2 SF: 0 SAC: 0 DP: 0 HBP: 1						

	AB	36
	R	4
	H	9
	RBI	4
	BB	3
	SO	5
	LOB	20

	WP: 1	PA: 40
	PB: 0	
	SB: 1	
	CS: 0	

PITCHER		IP	WLS	BF	H	R	ER	SO	BB	IBB	HBP	BLK	WP	HR	S	P	ERA	WHIP
34 Jake Arrieta, R ERA: 5.12	(1, 1)	5.0	W	23	5	4	4	4	2	0	1	0	0	2	63	103	7.20	1.400
49 Jason Berken, R ERA: 4.93	(6, 1)	3.0	H	14	4	0	0	1	1	0	0	0	1	0	29	47	0.00	1.667
31 Mark Hendrickson, L ERA: 5.14	(9, 1)	1.0		3	0	0	0	0	0	0	0	0	0	0	7	13	0.00	0.000

PITCHER	IP	WLS	BF	H	R	ER	SO	BB	IBB	HBP	BLK	WP	HR	S	P	ERA	WHIP

Batter	1	2	3	4	5	6	7	8	9	AB	R	H	RBI	BB	SO	LOB
2 J.J. Hardy, R (1, 6) OBP: 0.326, SLG: 0.493	C FF 90 F FF 92 S CU 76 0-3 ① K2-3		C F FF 91 F CU 77 C FF 93 0-3 ① K		C FF 92 B CU 75 F FF 93 S CU 76 1-3 ③ K			F FF 92 B FF 93 B FF 92 F FF 91 S CU 75 2-3 ② K		4	0	0	0	0	4	0
21 Nick Markakis, L (1, 9) OBP: 0.339, SLG: 0.395	B FF 92 C SI 91 B FF 92 B FF 92 F FF 92 B CH 86 4-2 10 G5-3 BB		C FF 91 F FF 91 X SI 93 0-2 ② G3-1			C FF 90 B SI 92 F SI 92 X FF 92 1-2 ① G6-3		C FF 91 F SI 92 X FF 94 0-2 ③ G4-3		3	0	0	0	1	0	0
10 Adam Jones, R (1, 8) OBP: 0.329, SLG: 0.488	C FF 92 X CH 85 0-1 ② G5-3 1-2		C FF 91 T FF 92 F CU 77 B FF 93 X FF 88 1-2 2B			C FF 92 B SI 92 C CU 76 X FF 94 1-2 27 G5-4-3 1B			C FC 90 C FF 92 F FF 92 S CU 77 0-3 ① K	4	0	2	0	0	1	1
27 Vladimir Guerrero, R (1, 10) OBP: 0.310, SLG: 0.377 50 Josh Bell, S (9, PR) OBP: 0.286, SLG: 0.286	B FF 93 F FF 92 X FF 92 1-1 ③ F8		D FF 93 S CU 76 X FF 92 1-1 ③ G5-3			B FF 94 D FF 92 F FF 92 X FF 93 2-1 ②③ G5-4-3 1-2f			F FF 92 B FC 92 F FF 93 F FF 93 F FF 93 S SI 89 1-3 K 25 HBP	4 0	0 0	0 0	0 0	0 0	1 0	3 0
25 Derrek Lee, R (1, 3) OBP: 0.304, SLG: 0.399		B FF 90 C CH 84 C SI 91 B FF 92 B SI 90 F FF 92 B CH 86 4-2 12 G6-4-3 32 1B BB	C FF 91 X CU 76 0-1 ① G6-3				S FF 90 C FF 91 B FF 92 F CU 77 X FF 93 1-2 12 FC5-4 1B		B FF 90 C FF 90 H FC 92 2-1 1-2 HBP	2	0	1	0	1	0	0
32 Matt Wieters, S (1, 2) OBP: 0.323, SLG: 0.407		B FF 91 B FF 91 X SI 92 2-0 12 G6-4-3 1-2 1B	F FF 92 B FF 93 F FF 92 C FF 93 1-3 ② K				B SI 93 C FF 92 F CU 76 B FF 94 S CU 76 2-3 ① K		X FF 90 0-0 ② L7	4	0	1	0	0	2	3
12 Mark Reynolds, R (1, 5) OBP: 0.336, SLG: 0.468		B FF 92 B CH 86 S FF 90 T FF 91 F CU 76 F CU 76 D FF 94 F CH 86 X FF 93 3-2 ①② G6-4-3 1-2f 2-3	X FF 91 0-0 ③ G4-3				1 SAFE B SI 93 B FF 91 X FF 92 2-0 ② FC5-4 1-2f		C SL 85 B CU 74 B SL 86 X FF 90 2-1 ③ F7	4	0	0	0	0	0	5
18 Felix Pie, L (1, 7) OBP: 0.248, SLG: 0.273		F FF 93 F FF 93 D SI 94 B SL 85 B FF 92 B SI 92 4-2 BB	C SI 91 F FF 91 X FF 90 0-2 ① G3-1				1 SAFE F FF 93 B FF 93 F SI 91 1 SAFE 1 SAFE C CU 78 1-3 ③ K			2	0	0	0	1	1	1
28 Blake Davis, L (1, 4) OBP: 0.313, SLG: 0.286		B FF 93 X SI 92 1-0 ③ F8	X SI 92 0-0 ② G3					B FF 89 C FF 90 S FF 90 F CU 76 X FF 94 1-2 ① L5		3	0	0	0	0	0	2

Inning Stats										
	R: 0 E: 0 K: 1 S: 9	H: 0 LOB: 1 BB: 1 P: 14	R: 0 E: 0 K: 0 S: 13	H: 1 LOB: 2 BB: 2 P: 27	R: 0 E: 0 K: 1 S: 13	H: 1 LOB: 1 BB: 0 P: 15	R: 0 E: 0 K: 1 S: 6	H: 0 LOB: 0 BB: 0 P: 7	R: 0 E: 0 K: 1 S: 7	H: 0 LOB: 0 BB: 0 P: 8
	R: 0 E: 0 K: 0 S: 8	H: 1 LOB: 0 BB: 0 P: 12	R: 0 E: 0 K: 2 S: 11	H: 1 LOB: 1 BB: 0 P: 17	R: 0 E: 0 K: 1 S: 10	H: 0 LOB: 0 BB: 0 P: 13	R: 0 E: 0 K: 2 S: 13	H: 0 LOB: 2 BB: 0 P: 18	1B: 3 2B: 1 3B: 0 HR: 0	SF: 0 SAC: 0 DP: 2 HBP: 1

WP: 1 PA: 34
PB: 0
SB: 0
CS: 0

PITCHER		IP	WLS	BF	H	R	ER	SO	BB	IBB	HBP	BLK	WP	HR	S	P	ERA	WHIP
24 Ricky Romero, L ERA: 3.08	(1, 1)	8.1	W	32	4	0	0	9	3	0	1	0	1	0	87	126	0.00	0.840
60 Jon Rauch, R ERA: 3.83	(9, 1)	0.2	S	2	0	0	0	0	0	0	0	0	0	0	3	5	0.00	0.000

PITCHER		IP	WLS	BF	H	R	ER	SO	BB	IBB	HBP	BLK	WP	HR	S	P	ERA	WHIP

TOP

Baltimore Orioles @ Toronto Blue Jays

Rogers Centre, Toronto, ON

Wed Jul 27 2011, 7:09 PM - 9:54 PM EDT

Att. 16,861 - Cloudy - 77 F

livebaseballscorecards.com

AB	30
R	0
H	4
RBI	0
BB	3
SO	9
LOB	15

Batter	1	2	3	4	5	6	7	8	9	AB	R	H	RBI	BB	SO	LOB
5 Yunel Escobar, R (1, 6) OBP: 0.389, SLG: 0.447	C FF 94 X FF 94 0-1 14 G1-3 19 1B 1B	B SI 94 B FF 94 2 SAFE B FF 94 B FF 95 4-0 14 1B 1-3 BB		C CU 82 X CU 82 0-1 ③ G6-3		C FC 90 2 SAFE B CU 79 D CU 78 B FF 89 X FF 91 3-1 1-2 2-3 1B		C FF 94 B FC 89 X FF 93 1-1 ③ G4-3		4	1	2	0	1	0	0
14 Eric Thames, L (1, 9) OBP: 0.350, SLG: 0.503	B SI 94 1 SAFE T SI 93 F CU 78 B FS 84 X FS 82 2-2 ① G1-3 1-2	C CU 78 S FF 94 B FF 95 X FS 84 1-2 1-2 3-H 1B			F SI 93 X CU 78 0-1 19 G6-3 1B	C FF 90 C FF 92 S CU 79 0-3 ② K				4	0	2	1	0	1	4
19 José Bautista, R (1, 5) OBP: 0.464, SLG: 0.675	B CU 81 C CU 80 B FF 95 C CU 80 B FS 86 X CU 82 3-2 26 1B 2-H 1B	S FF 95 B CU 80 X CU 79 1-1 ③ P2			D CU 80 B CU 81 1 SAFE D FS 85 F SI 94 C SI 96 X SI 95 3-2 ① G6-3 1-3	B FF 92 C FF 91 F FF 91 B FF 92 F FF 89 B CU 79 S CU 80 3-3 ③ K				4	0	1	1	0	1	6
26 Adam Lind, L (1, 3) OBP: 0.343, SLG: 0.506	B SI 95 1 SAFE X SI 94 1-0 1-2 1B		C CU 78 S FS 85 B FS 85 B FF 95 F SI 95 F SI 95 X FS 86 2-2 ① G4-3		I IN 72 I IN 74 I IN 76 I IN 76 4-0 IBB		C SL 81 S SL 82 B SL 82 B SI 91 B SL 82 S SL 81 3-3 ① K			3	0	1	0	1	1	0
10 Edwin Encarnación, R (1, 10) OBP: 0.300, SLG: 0.414	B FF 95 C FC 90 F SI 95 F CU 84 B FC 90 S FC 90 2-3 ② K		C SI 95 B SI 94 B CU 80 X CU 81 2-1 ② F8		F FF 95 B SI 95 B FC 89 F SI 94 S CU 81 2-3 ② K		C SI 90 F CH 82 B SI 91 B SI 91 X SI 91 2-2 2B			4	0	1	0	0	2	4
45 Travis Snider, L (1, 7) OBP: 0.276, SLG: 0.365	S CU 79 C CU 80 B CU 78 S SI 95 1-3 ③ K		S CU 80 B SI 96 F CU 80 S CU 81 1-3 ③ K		B CU 79 F CU 78 F CU 78 F FF 94 B SI 95 F CU 81 S CU 78 2-3 ③ K		B SL 83 B SL 84 F SL 82 F SI 89 S SI 90 2-3 ② K			4	0	0	0	0	4	5
2 Aaron Hill, R (1, 4) OBP: 0.277, SLG: 0.323		B SI 94 C FF 94 B FC 89 C FF 95 F FC 89 X FF 95 2-2 ① F7		C SI 93 X SI 94 0-1 ① F8		C FF 91 B FF 88 B FF 91 X FF 91 2-1 5 1B 11 WP 1B	B SI 91 C CH 82 S CH 83 X CH 84 1-2 ③ L8			4	0	1	0	0	0	1
11 Rajai Davis, R (1, 8) OBP: 0.270, SLG: 0.350		B SI 95 F FF 95 S FC 90 X FC 89 1-2 5 S 14 1B 1B		C FC 89 B CU 79 C CU 80 S CU 81 1-3 ② K		F FF 91 S FF 91 B CU 78 F FF 91 F FF 90 F CU 77 B CU 79 B FC 87 B FF 91 4-2 5 1B 1-2 BB		B CU 80 S CU 80 S CU 81 B FF 93 C FC 88 2-3 ① K		3	1	1	0	1	2	0
9 J.P. Arencibia, R (1, 2) OBP: 0.277, SLG: 0.441		1 SAFE 1 SAFE F FF 93 1 SAFE 1 SAFE 1 SAFE F FC 89 F CU 78 1 SAFE 1-3 F FF 85 P PO 88 F FF 94 S FC 88 K		B FC 89 B CU 79 X FF 95 2-0 HR		D CU 77 S FF 87 B FF 91 F FF 88 B FF 91 X FF 92 3-2 ① F8		C FF 94 S FS 84 B FS 84 B FF 93 S FC 89 2-3 ② K		4	1	1	1	0	2	3
Inning Stats	R: 1 E: 0 K: 2 S: 16 H: 3 LOB: 2 BB: 0 P: 25	R: 1 E: 0 K: 1 S: 19 H: 2 LOB: 2 BB: 1 P: 28	R: 0 E: 0 K: 1 S: 10 H: 0 LOB: 0 BB: 0 P: 15	R: 1 E: 0 K: 1 S: 8 H: 1 LOB: 0 BB: 0 P: 11	R: 0 E: 0 K: 2 S: 13 H: 1 LOB: 2 BB: 1 P: 24	R: 0 E: 0 K: 2 S: 19 H: 2 LOB: 3 BB: 1 P: 34	R: 0 E: 0 K: 2 S: 12 H: 1 LOB: 1 BB: 0 P: 20	R: 0 E: 0 K: 2 S: 8 H: 0 LOB: 0 BB: 0 P: 13		1B: 8 2B: 1 3B: 0 HR: 1 SF: 0 SAC: 0 DP: 0 HBP: 0		WP: 1 PB: 0 SB: 2 CS: 0 PA: 37		

PITCHER		IP	WLS	BF	H	R	ER	SO	BB	IBB	HBP	BLK	WP	HR	S	P	ERA	WHIP
55 Alfredo Simon, R ERA: 4.23	(1, 1)	5.0	L	24	7	3	3	7	1	1	0	0	0	1	66	103	5.40	1.600
36 Chris Jakubauskas, R ERA: 6.56	(6, 1)	1.0		6	2	0	0	2	1	0	0	0	1	0	19	34	0.00	3.000
40 Troy Patton, L ERA: 5.4	(7, 1)	1.0		4	1	0	0	2	0	0	0	0	0	0	12	20	0.00	1.000
63 Kevin Gregg, R ERA: 3.69	(8, 1)	1.0		3	0	0	0	2	0	0	0	0	0	0	8	13	0.00	0.000

PITCHER	IP	WLS	BF	H	R	ER	SO	BB	IBB	HBP	BLK	WP	HR	S	P	ERA	WHIP

BOTTOM

Baltimore Orioles @ Toronto Blue Jays

Rogers Centre, Toronto, ON

Wed Jul 27 2011, 7:09 PM - 9:54 PM EDT

Att. 16,861 - Cloudy - 77 F

livebaseballscorecards.com

AB	34
R	3
H	10
RBI	3
BB	3
SO	13
LOB	23

Batter	1	2	3	4	5	6	7	8	9	AB	R	H	RBI	BB	SO	LOB
2 J.J. Hardy, R (1, 6) OBP: 0.330, SLG: 0.519	F CH 84 X FF 88 0-1 HR	C SL 80 X CU 74 0-1 P4			B SI 87 D CU 71 C FF 88 F CH 80 B FF 88 1 SAFE 1 SAFE X CH 80 3-2 1-3 10 1B 2B		C FF 92 C FF 92 B CU 78 X CU 77 1-2 G6-3		B FF 91 C FC 90 X FF 91 1-1 HR	5	3	3	2	0	0	2
21 Nick Markakis, L (1, 9) OBP: 0.335, SLG: 0.390	B FF 88 B FF 87 F FF 86 X CH 82 2-1 F9	B CU 71 F CH 80 X FF 88 1-1 F8			B FF 88 B FF 87 X CH 81 2-0 G5-3		B SI 92 B FC 90 C FF 93 X FC 90 2-1 L4		C FF 89 X FF 91 0-1 G4-3	5	0	0	0	0	0	2
10 Adam Jones, R (1, 8) OBP: 0.331, SLG: 0.488	F SI 88 B FF 89 S CH 82 B FF 90 X CH 83 2-2 G5-3	B FF 89 F CU 71 X CH 83 2-1 F7			X FF 89 0-0 27 1B 2-H 3-H 1B		B SI 92 B CU 77 X SI 94 2-0 1B			4	0	2	2	0	0	0
27 Vladimir Guerrero, R (1, 10) OBP: 0.312, SLG: 0.388	F SI 88 B FF 89 B FF 90 X CH 84 2-1 HR	F FF 89 B EP 65 X SL 83 1-1 L9			F FF 88 X CU 72 0-1 32 S 2-3 1B		X SI 90 0-0 L4			4	1	2	1	0	0	1
25 Derrek Lee, R (1, 3) OBP: 0.301, SLG: 0.394	S SL 81 B FF 89 X FF 89 1-1 F8			C FF 85 B FF 87 C FF 87 X FF 88 1-2 F8	X CH 82 0-0 L5			B FF 94 C FF 95 X FS 86 1-1 F7		4	0	0	0	0	0	2
32 Matt Wieters, S (1, 2) OBP: 0.319, SLG: 0.402		B FF 88 C FF 87 B CH 78 X CH 81 2-1 G1-3		F FF 89 F FF 88 X SL 84 0-2 F7	B CU 74 C SI 88 S CH 80 X CU 77 1-2 G4-3 1-2			B FF 94 X SI 94 1-0 F7		4	0	0	0	0	0	2
12 Mark Reynolds, R (1, 5) OBP: 0.335, SLG: 0.464		B FF 89 S SL 79 B FF 90 X CH 81 2-1 L5		B FF 88 B CU 72 F CH 80 B FF 89 S SL 80 B FF 89 4-2 BB		B SI 88 B SI 88 F SI 88 B FC 86 F FF 89 C FF 88 3-3 K		X FS 86 0-0 P3		3	0	0	0	1	1	0
14 Nolan Reimold, R (1, 7) OBP: 0.336, SLG: 0.460		B CU 78 X CH 80 1-0 E4 11 1B		C SL 80 C SL 81 B FF 89 F CU 76 S SL 81 1-3 K		S FC 86 B FC 85 B FF 90 S FF 89 B FC 85 F FF 86 B FF 88 4-2 11 P3-1 BB			C FF 90 F FF 90 B FF 91 X SL 86 1-2 F9	3	0	0	0	1	1	1
11 Robert Andino, R (1, 4) OBP: 0.336, SLG: 0.328		1 SAFE B SL 81 1 SAFE F CH 78 X SL 80 1-1 1-2 1B			B FF 88 C FF 88 S CU 69 B SL 83 B CH 81 B CU 70 4-2 2 2B 10 1B BB		B SI 88 1 SAFE C FF 90 B FF 89 F FC 88 B FC 84 X FC 85 3-2 P3-1 1-1f		B FF 90 C SL 85 F FF 90 C FF 90 1-3 K	3	1	1	0	1	1	1
Inning Stats	R: 2 E: 0 K: 0 S: 11 H: 2 LOB: 0 BB: 0 P: 18	R: 0 E: 1 K: 0 S: 9 H: 1 LOB: 2 BB: 0 P: 15	R: 0 E: 0 K: 0 S: 6 H: 0 LOB: 0 BB: 0 P: 10	R: 0 E: 0 K: 1 S: 12 H: 0 LOB: 1 BB: 1 P: 18	R: 2 E: 0 K: 0 S: 13 H: 3 LOB: 2 BB: 1 P: 23	R: 0 E: 0 K: 1 S: 9 H: 0 LOB: 0 BB: 1 P: 19	R: 0 E: 0 K: 0 S: 7 H: 1 LOB: 1 BB: 0 P: 12	R: 0 E: 0 K: 0 S: 4 H: 0 LOB: 0 BB: 0 P: 6	R: 1 E: 0 K: 1 S: 10 H: 1 LOB: 0 BB: 0 P: 13	1B: 4 2B: 2 3B: 0 HR: 3 SF: 0 SAC: 0 DP: 1 HBP: 0						

PITCHER		IP	WLS	BF	H	R	ER	SO	BB	IBB	HBP	BLK	WP	HR	S	P	ERA	WHIP
33 Carlos Villanueva, R ERA: 3.6	(1, 1)	5.0	W	24	6	4	4	1	2	0	0	0	0	2	51	84	7.20	1.600
40 P.J. Walters, R ERA: 7.2	(6, 1)	1.0		3	0	0	0	1	1	0	0	0	0	0	9	19	0.00	1.000
44 Casey Janssen, R ERA: 2.9	(7, 1)	1.0		4	1	0	0	0	0	0	0	0	0	0	7	12	0.00	1.000
50 Frank Francisco, R ERA: 4.99	(8, 1)	1.0		3	0	0	0	0	0	0	0	0	0	0	4	6	0.00	0.000
60 Jon Rauch, R ERA: 3.95	(9, 1)	1.0		4	1	1	1	1	0	0	0	0	0	1	10	13	9.00	1.000

PITCHER	IP	WLS	BF	H	R	ER	SO	BB	IBB	HBP	BLK	WP	HR	S	P	ERA	WHIP

Baltimore Orioles @ Toronto Blue Jays

Rogers Centre, Toronto, ON

Thu Jul 28 2011, 7:08 PM - 9:55 PM EDT

Att. 16,152 - Cloudy - 72 F

TOP

livebaseballscorecards.com

AB	35
R	5
H	8
RBI	5
BB	3
SO	3
LOB	11

BOTTOM

Baltimore Orioles @ Toronto Blue Jays

Rogers Centre, Toronto, ON

Thu Jul 28 2011, 7:08 PM - 9:55 PM EDT

Att. 16,152 - Cloudy - 72 F

livebaseballscorecards.com

Batter	1	2	3	4	5	6	7	8	9	AB	R	H	RBI	BB	SO	LOB
5 Yunel Escobar, R (1, 6) OBP: 0.389, SLG: 0.449	C SI 91 X SI 92 0-1 26 E 10 BB 2B	B FF 92 X FF 92 1-0 ② F9	C SL 82 S SI 90 X SI 89 0-2 ③ G6-3		B FF 89 B CU 75 B CH 80 C FF 87 C CU 74 X FF 89 3-2 1-2 2-H 1B		X FF 90 0-0 ③ F9			5	1	2	1	0	0	3
28 Colby Rasmus, L (1, 8) OBP: 0.328, SLG: 0.414	X SI 90 0-0 ① P6	M SI 92 X SI 91 0-1 ③ F8		B CU 71 B FF 87 B FC 87 C FF 86 F FF 87 F FF 88 X FF 88 3-2 ① G6-3	F SI 87 S CU 75 B FF 90 F CH 80 D FF 88 F SI 87 B CU 76 S CU 74 3-3 ③ K			S SI 95 F SI 97 S CH 88 0-3 ① K		5	0	0	0	0	2	4
19 José Bautista, R (1, 5) OBP: 0.463, SLG: 0.670	B FF 91 C SI 92 S SL 85 B SL 87 B SL 88 F SL 86 B SL 87 4-2 10 BB 26 E 14 SF9 BB		F SL 85 B SI 92 X SI 92 1-1 ① G5-3	B CH 79 F CH 79 X CH 78 1-1 ② F7		B CU 78 B FF 91 C CU 78 B CU 78 C CU 78 F FF 92 F FF 92 X CU 79 3-2 ① G6-3		B SI 97 X SI 97 1-0 1B		4	1	1	0	1	0	0
26 Adam Lind, L (1, 3) OBP: 0.338, SLG: 0.498	C SI 92 B SI 86 C CH 85 B SI 93 F SI 92 F SL 87 F SI 93 X CH 86 2-2 E3 10 BB 1-2 2-3		C CH 85 B SI 92 B SI 92 B SI 92 F SI 91 X SI 92 3-2 ② F8	B CU 73 S CU 73 B FF 87 B FC 83 S CU 74 3-3 ③ K		B FF 92 C CU 79 S FF 92 B FF 93 C FF 92 2-3 ② K		F SI 96 B CU 78 B SI 96 S CH 87 X CH 88 2-2 ② F7		5	0	0	0	0	2	3
10 Edwin Encarnación, R (1, 10) OBP: 0.308, SLG: 0.432	B FF 92 B FF 93 F FF 93 T FF 94 B SL 87 B SI 93 4-2 2 FC5-4 1-2 2-3 3-H BB		C SI 92 C SL 87 B SL 86 B SL 86 F FF 92 F SI 91 B SI 92 F FF 90 X SI 92 3-2 HR		C FF 86 B CH 79 X FF 87 1-1 45 2 FC3-6 1B 9 E 1B	C FF 92 B FF 91 B CU 78 X CU 79 2-1 2B		B SI 96 X FF 94 1-0 ③ G5-3		4	2	3	2	1	0	1
14 Eric Thames, L (1, 9) OBP: 0.347, SLG: 0.519	F SI 93 F FF 92 X SI 92 0-2 ② SF9 3-H		S SL 81 B SI 90 F SI 91 X SL 85 1-2 HR		C CU 73 F SI 88 B FF 89 F FF 88 F CU 72 S CH 80 1-3 ① K	B FF 92 B FF 92 S CU 80 X FF 92 2-1 ③ F7				3	1	1	2	0	1	2
2 Aaron Hill, R (1, 4) OBP: 0.279, SLG: 0.323	S SL 85 F SI 92 X SL 86 0-2 ③ FC5-4 1-2f		B FF 92 B SL 84 B SL 85 C SI 90 B FF 90 4-1 45 1B 9 2B BB		X FF 89 0-0 45 FC3-6 1-2 1B		C FF 88 F FS 80 X FS 82 0-2 ① L5			3	1	1	0	1	0	2
45 Travis Snider, L (1, 7) OBP: 0.281, SLG: 0.368		C SL 80 C SI 92 B SI 92 F SL 87 X SI 92 1-2 1B	D SI 90 F SI 90 F SI 90 X SL 85 1-2 9 2B 1-3 1B		B FF 88 2 SAFE B CU 74 B CU 75 C FF 86 S FF 88 X SI 88 3-2 ② FC3-6 9 E 5 1B 1-2f 2-3		F FS 81 S FS 83 C FF 90 0-3 ② K			4	2	2	0	0	1	2
9 J.P. Arencibia, R (1, 2) OBP: 0.283, SLG: 0.451		B SL 86 F FF 92 1 SAFE S SI 91 F SI 92 X SL 85 1-2 ① F9	B SL 84 D SL 84 F SI 91 S SL 82 X SI 91 2-2 1-H 3-H 2B		B FF 87 S FF 88 3 SAFE B CH 80 S CH 80 B SI 88 F CH 80 B CU 76 4-2 5 1B 1-2 3-H BB		B FS 82 C SI 89 F SI 90 X SI 90 1-2 2B			3	0	2	2	1	0	1
Inning Stats	R: 2 E: 1 K: 0 S: 20 H: 1 LOB: 2 BB: 2 P: 30	R: 0 E: 0 K: 0 S: 11 H: 1 LOB: 1 BB: 0 P: 14	R: 4 E: 0 K: 0 S: 24 H: 4 LOB: 1 BB: 1 P: 39	R: 0 E: 0 K: 1 S: 9 H: 0 LOB: 0 BB: 0 P: 16	R: 2 E: 1 K: 2 S: 22 H: 3 LOB: 2 BB: 1 P: 37	R: 0 E: 0 K: 1 S: 12 H: 1 LOB: 1 BB: 0 P: 21	R: 0 E: 0 K: 1 S: 10 H: 1 LOB: 1 BB: 0 P: 11	R: 0 E: 0 K: 1 S: 8 H: 1 LOB: 1 BB: 0 P: 12		1B: 6 2B: 4 3B: 0 HR: 2	SF: 1 SAC: 0 DP: 0 HBP: 0			WP: 0 PB: 0 SB: 0 CS: 0	PA: 41		

PITCHER		IP	WLS	BF	H	R	ER	SO	BB	IBB	HBP	BLK	WP	HR	S	P	ERA	WHIP
35 Brad Bergesen, R ERA: 5.79	(1, 1)	3.0	L	19	6	6	4	0	3	0	0	0	0	2	55	83	12.00	3.000
31 Mark Hendrickson, L ERA: 6.0	(4, 1)	2.0		10	3	2	2	3	1	0	0	0	0	0	31	53	9.00	2.000
36 Chris Jakubauskas, R ERA: 6.42	(6, 1)	1.0		4	1	0	0	1	0	0	0	0	0	0	12	21	0.00	1.000
19 Koji Uehara, R ERA: 1.76	(7, 1)	1.0		4	1	0	0	1	0	0	0	0	0	0	10	11	0.00	1.000
43 Jim Johnson, R ERA: 2.55	(8, 1)	1.0		4	1	0	0	1	0	0	0	0	0	0	8	12	0.00	1.000

PITCHER	IP	WLS	BF	H	R	ER	SO	BB	IBB	HBP	BLK	WP	HR	S	P	ERA	WHIP

AB	36
R	8
H	12
RBI	7
BB	4
SO	6
LOB	18

Texas Rangers @ Toronto Blue Jays

Rogers Centre, Toronto, ON

Fri Jul 29 2011, 7:08 PM - 9:39 PM EDT

Att. 19,287 - Partly Cloudy - 77 F

livebaseballscorecards.com

TOP

Batter	1	2	3	4	5	6	7	8	9	AB	R	H	RBI	BB	SO	LOB
5 Ian Kinsler, R (1, 4) OBP: 0.348, SLG: 0.439	B FF 87 C FF 89 F FF 89 F SI 87 S CH 80 1-3 ① K		B SI 86 F SL 80 F CH 80 F CH 82 C FF 89 1-3 ① K		C CH 79 C FF 88 F FF 89 X FF 89 0-2 ② F9		X CH 80 0-0 ③ G3		B SL 84 X SL 84 1-0 ③ P3	5	0	0	0	0	2	1
1 Elvis Andrus, R (1, 6) OBP: 0.334, SLG: 0.347	B FF 87 C CH 81 X SI 88 1-1 1B		B CH 78 B SL 83 B SL 81 B FF 88 4-0 32 G3-6-3 BB		C SL 80 B FF 87 B CU 77 F CH 82 X CU 79 2-2 ③ F9			C FF 93 C FS 85 X FF 94 0-2 ① G4-3		3	0	1	0	1	0	0
32 Josh Hamilton, L (1, 8) (5, 7) OBP: 0.354, SLG: 0.545	F FF 88 S SL 80 S CH 82 0-3 ② K		1 SAFE 1 SAFE X SL 80 0-0 ② ③ G3-6-3 1-2f			X FF 86 0-0 FC1-5 9 10 1B 1B		X FS 86 0-0 ② G4-3		4	0	1	0	0	1	2
10 Michael Young, R (1, 5) OBP: 0.375, SLG: 0.498	B FF 89 1 SAFE 1 SAFE X FF 89 1-0 ③ F8			X FF 88 0-0 25 1B 2B		C SL 80 X FF 88 0-1 1-2 9 FC1-5 1B		C SI 94 T FS 85 X FF 95 0-2 2B		4	0	3	0	0	0	1
17 Nelson Cruz, R (1, 9) OBP: 0.311, SLG: 0.536 9 Endy Chavez, L (5, 8) OBP: 0.351, SLG: 0.490		B B FF 87 X FF 88 2-0 HR		C FF 87 B FF 88 S SL 80 S SL 82 1-3 ① K		X FF 89 0-0 ① FC1-5 1-2 2-3f		B FF 95 T FS 85 B FF 94 X FF 93 2-1 ③ F7		2 2	1 0	1 0	1 0	0 0	1 0	1 3
25 Mike Napoli, R (1, 2) OBP: 0.386, SLG: 0.577		B FF 89 B CH 80 X FF 89 2-0 ① P4		B SI 88 B FF 89 S SL 82 B CH 82 S SL 82 F SL 82 X CH 82 3-2 2-3 1B		X FF 88 0-0 ② F3			B FF 89 C FC 89 B SL 84 X FF 89 2-1 HR	4	1	2	1	0	0	2
18 Mitch Moreland, L (1, 3) OBP: 0.329, SLG: 0.440		L SL 83 X CH 84 0-1 8 G4-3 1B		B SL 82 B FF 90 X CU 82 2-0 ② P2		B SL 82 S SL 82 X FF 89 1-1 ③ G6-3			C FF 91 F FF 90 B CU 74 B CH 86 F FF 91 B FF 92 X FF 90 3-2 7 FC3-6 1B	4	0	2	0	0	0	4
8 Yorvit Torrealba, R (1, 10) OBP: 0.293, SLG: 0.383 19 Chris Davis, L (9, PH) OBP: 0.299, SLG: 0.403		C FF 88 B SI 88 S CH 80 B CH 80 B FF 89 X SI 90 3-2 ② G4-3 1-2		B FF 89 B FF 90 S CH 82 S CH 81 S CU 82 2-3 ③ K			C CH 84 X FF 86 0-1 ① G4-3		S FF 90 C SL 85 B FF 88 B SL 86 F SL 84 S FF 91 2-3 ① K	3 1	0 0	0 0	0 0	0 0	1 1	3 1
7 David Murphy, L (1, 7) (5, 9) OBP: 0.313, SLG: 0.345		B FF 88 B FF 88 B SL 82 C FF 88 S SL 82 S SL 83 3-3 ③ K			C CH 79 B FF 88 F FF 87 X SL 81 1-2 ① G5-3		C FF 86 C CU 77 F SL 80 F CH 80 B FF 88 F CH 80 X SL 82 1-2 ② G6-3		C FF 91 X FC 89 0-1 ② FC3-6 1-2f	4	0	0	0	0	1	2
Inning Stats	R: 0 E: 0 K: 2 S: 10 H: 1 LOB: 1 BB: 0 P: 13	R: 1 E: 0 K: 1 S: 10 H: 2 LOB: 1 BB: 0 P: 20	R: 0 E: 0 K: 1 S: 5 H: 0 LOB: 0 BB: 1 P: 10	R: 0 E: 0 K: 2 S: 12 H: 2 LOB: 2 BB: 0 P: 20	R: 0 E: 0 K: 0 S: 10 H: 0 LOB: 0 BB: 0 P: 13	R: 0 E: 0 K: 0 S: 7 H: 2 LOB: 2 BB: 0 P: 8	R: 0 E: 0 K: 0 S: 9 H: 0 LOB: 0 BB: 0 P: 10	R: 0 E: 0 K: 0 S: 9 H: 1 LOB: 1 BB: 0 P: 11	R: 1 E: 0 K: 1 S: 13 H: 2 LOB: 1 BB: 0 P: 21	1B: 6 2B: 2 3B: 0 HR: 2 SF: 0 SAC: 0 DP: 1 HBP: 0						

AB	36
R	2
H	10
RBI	2
BB	1
SO	7
LOB	20

WP: 0 PA: 37
PB: 0
SB: 0
CS: 0

PITCHER		IP	WLS	BF	H	R	ER	SO	BB	IBB	HBP	BLK	WP	HR	S	P	ERA	WHIP
27 Brett Cecil, L ERA: 4.34	(1, 1)	7.0	W	28	7	1	1	6	1	0	0	0	0	1	63	94	1.29	1.143
50 Frank Francisco, R ERA: 4.83	(8, 1)	1.0	H	4	1	0	0	0	0	0	0	0	0	0	9	11	0.00	1.000
60 Jon Rauch, R ERA: 4.06	(9, 1)	1.0	S	5	2	1	1	1	0	0	0	0	0	1	13	21	9.00	2.000

PITCHER	IP	WLS	BF	H	R	ER	SO	BB	IBB	HBP	BLK	WP	HR	S	P	ERA	WHIP

Batter	1	2	3	4	5	6	7	8	9	AB	R	H	RBI	BB	SO	LOB
5 Yunel Escobar, R (1, 6) OBP: 0.386, SLG: 0.444	C FF 94 B FF 95 F SI 96 X SL 84 1-2 F7		B FF 96 B SI 94 B FF 96 C FF 94 X SI 95 3-1 F8		X FF 96 0-0 L9		X FF 93 0-0 G4-3			4	0	0	0	0	0	0
28 Colby Rasmus, L (1, 8) OBP: 0.327, SLG: 0.410	B FF 96 F FF 96 S SL 82 S SI 97 1-3 K			F SI 92 B CH 85 C CH 85 B SL 81 B SI 94 F FF 96 B FF 96 4-2 19 G2-3 BB	B CH 87 S CH 85 F SI 96 B FF 96 S SL 81 2-3 K		B CU 78 C CU 75 F SI 95 B CH 85 S CU 81 2-3 K			3	0	0	0	1	3	0
19 José Bautista, R (1, 5) OBP: 0.458, SLG: 0.662	C FF 97 B FF 97 S FF 96 F FF 97 X SI 97 1-2 P6			B CH 83 X FF 95 1-0 G2-3 1-2	B FF 96 B FF 96 C SI 94 S FF 94 S FF 95 2-3 K			X FF 93 0-0 F9		4	0	0	0	0	1	1
26 Adam Lind, L (1, 3) OBP: 0.334, SLG: 0.492		C FF 96 B SI 95 X SI 94 1-1 F7		F FF 95 C SL 83 S FF 96 0-3 K		B SL 80 B FF 94 B FF 93 C FF 94 F SI 94 F SI 95 F FF 95 X SL 81 3-2 G3-1		F CU 78 B SI 93 F SI 94 B FF 93 X FF 91 2-2 G3		4	0	0	0	0	1	1
10 Edwin Encarnación, R (1, 10) OBP: 0.317, SLG: 0.440 11 Rajai Davis, R (8, PR) OBP: 0.270, SLG: 0.350 (9, 10)		C FF 96 B FF 97 B FF 97 F SL 80 F FF 97 X FF 97 2-2 2B		B CH 85 B SL 84 S SL 83 B CH 85 C FF 97 B FF 96 4-2 BB		B FF 94 F SL 80 F FF 94 B SI 95 F FF 95 B CH 85 B SL 82 4-2 2 BB		C FF 89 B CU 82 F FF 90 F FF 93 B CU 81 X FF 90 2-2 1B		2 0	0 0	2 0	0 0	2 0	0 0	0 0
14 Eric Thames, L (1, 9) OBP: 0.339, SLG: 0.506		B SL 81 X SI 96 1-0 G6-3		B SI 96 X SL 80 1-0 P5		1 SAFE X FF 91 0-0 F7		1 SAFE 1 SAFE B SI 92 1 SAFE X SI 92 1-0 G4-3		4	0	0	0	0	0	5
2 Aaron Hill, R (1, 4) OBP: 0.282, SLG: 0.324		C FF 96 B CH 85 S CH 86 B CH 86 F SI 98 F SI 97 X SL 84 2-2 F8			B SI 95 F FF 95 C SL 83 X SI 96 1-2 45 1B 9 HR 1B	B SL 82 C FF 92 B FF 94 B FF 91 1 SAFE 1 SAFE C SL 79 B FF 95 4-2 1-2 BB				2	1	1	0	1	0	1
45 Travis Snider, L (1, 7) OBP: 0.282, SLG: 0.368			B SI 94 X SI 94 1-0 P6		B SL 82 F SI 93 X SI 94 1-1 9 HR 1-2 1B	B FF 92 F CU 79 2 SAFE F CU 79 F FF 91 B SI 97 D CU 79 X CU 82 3-2 F9				3	1	1	0	0	0	2
9 J.P. Arencibia, R (1, 2) OBP: 0.283, SLG: 0.460			B SL 82 X FF 97 1-0 G4-3		C SL 82 X SL 84 0-1 1-H 2-H HR		B CU 81 C FF 93 B FC 88 S FF 94 X FF 89 2-2 F8			3	1	1	3	0	0	0
Inning Stats	R: 0 E: 0 K: 1 S: 10 H: 0 LOB: 0 BB: 0 P: 13	R: 0 E: 0 K: 0 S: 12 H: 1 LOB: 1 BB: 0 P: 18	R: 0 E: 0 K: 0 S: 4 H: 0 LOB: 0 BB: 0 P: 9	R: 0 E: 0 K: 1 S: 10 H: 0 LOB: 2 BB: 2 P: 20	R: 3 E: 0 K: 2 S: 15 H: 3 LOB: 0 BB: 0 P: 21	R: 0 E: 0 K: 0 S: 15 H: 0 LOB: 2 BB: 2 P: 29	R: 0 E: 0 K: 1 S: 7 H: 0 LOB: 0 BB: 0 P: 11	R: 0 E: 0 K: 0 S: 9 H: 1 LOB: 1 BB: 0 P: 14		1B: 3 2B: 1 3B: 0 HR: 1 SF: 0 SAC: 0 DP: 0 HBP: 0				WP: 0 PB: 0 SB: 0 CS: 0 PA: 33		

PITCHER		IP	WLS	BF	H	R	ER	SO	BB	IBB	HBP	BLK	WP	HR	S	P	ERA	WHIP
41 Alexi Ogando, R ERA: 2.88	(1, 1)	5.2	L	25	4	3	3	4	4	0	0	0	0	1	62	103	4.76	1.412
35 Tommy Hunter, R ERA: 2.93	(6, 1)	2.1		8	1	0	0	1	0	0	0	0	0	0	20	32	0.00	0.429

PITCHER	IP	WLS	BF	H	R	ER	SO	BB	IBB	HBP	BLK	WP	HR	S	P	ERA	WHIP

BOTTOM

Rangers @ Toronto Blue Jays

Rogers Centre, Toronto, ON

Fri Jul 29 2011, 7:08 PM - 9:39 PM EDT

Att. 19,287 - Partly Cloudy - 77 F

Texas Rangers

livebaseballscorecards.com

AB	29
R	3
H	5
RBI	3
BB	4
SO	5
LOB	10

Texas Rangers @ Toronto Blue Jays

Rogers Centre, Toronto, ON

Sat Jul 30 2011, 1:10 PM - 3:37 PM EDT

Att. 22,560 - Sunny - 75 F

livebaseballscorecards.com

Batter	1	2	3	4	5	6	7	8	9	AB	R	H	RBI	BB	SO	LOB
5 Ian Kinsler, R (1, 4) OBP: 0.348, SLG: 0.437	C FF 86 F FF 86 B CH 77 F CH 75 X CU 71 1-2 ① F7		C FF 85 B FF 86 C FF 86 B FF 85 F FF 85 F CH 75 S CH 74 2-3 ② K		C CH 74 F CH 75 B FF 85 B CU 71 X CH 74 2-2 12 G4-3 1B		I IN 53 I IN 54 I IN 54 I IN 50 4-0 IBB		X CH 83 0-0 ③ F9	4	0	1	0	1	1	1
12 Omar Quintanilla, L (1, 6) OBP: 0.143, SLG: 0.429	C FF 85 C FF 86 B CU 73 B FF 86 S FF 86 2-3 ② K		B FF 85 X FF 85 1-0 ③ F9		1 SAFE 1 SAFE B FF 84 B CH 78 C FF 84 B FF 84 F FF 84 F FF 85 X CH 72 3-2 ② G4-3 1-2		C FC 81 F CU 71 B FF 87 1 SAFE S FF 86 1-3 ③ K			4	0	0	0	0	2	3
10 Michael Young, R (1, 3) OBP: 0.371, SLG: 0.493 32 Josh Hamilton, L (9, 7) OBP: 0.354, SLG: 0.545	C FF 85 F FF 85 X CH 75 0-2 ③ G5-3			X CH 74 0-0 ① F7	S FF 84 B FF 85 B CU 70 F FF 84 S CU 71 2-3 ③ K			B FC 90 B FC 91 F FF 89 C SL 84 B SL 80 S SL 83 3-3 ① K		4 0	0 0	0 0	0 0	2 0	0 0	1 0
25 Mike Napoli, R (1, 2) OBP: 0.388, SLG: 0.591		C FF 86 C FF 86 B FF 86 B FF 85 F CH 74 X FF 85 2-2 18 HR 1B		C FF 85 C CU 70 X CU 71 0-2 ② G6-3		B FF 85 B FF 84 S FF 83 S CH 73 F CH 74 B FF 85 X CH 72 3-2 ① F7		F FF 89 B FC 89 X SL 83 1-1 HR		4	2	2	1	0	0	0
18 Mitch Moreland, L (1, 9) OBP: 0.330, SLG: 0.449 (9, 3)		B FF 85 X FF 85 1-0 1-H HR		C CU 70 B FC 82 F CH 74 H FF 86 2-2 7 BB 8 1B HBP		B FF 86 B CH 74 B FF 85 C FF 84 F CH 71 S FF 84 3-3 ② K		C CH 83 F CH 82 S CU 81 0-3 ② K		3	1	1	2	0	2	0
8 Yorvit Torrealba, R (1, 10) OBP: 0.292, SLG: 0.381		C FF 85 C FF 86 B FF 85 X CH 74 1-2 ① G6-3		S CH 75 X FF 86 0-1 7 BB 1B 1-2		B CU 69 S CH 74 S CH 75 B CU 71 X CH 75 2-2 ③ G6-3		C FC 90 B SI 90 B CH 80 F FC 89 C SL 82 2-3 ③ K		4	0	1	0	0	1	0
7 David Murphy, L (1, 7) OBP: 0.320, SLG: 0.349 (9, 9)		B FF 86 C FF 86 B FC 81 X FF 86 2-1 G4-6-3 1B		C FC 81 B FC 83 B FF 86 B FC 82 2 SAFE B FF 85 4-1 FC4-6 BB 1-2 2-3			C FF 83 S CU 70 X FC 81 0-2 ① G6-3		B FF 89 B FF 86 F FF 89 X SL 79 2-1 9 CS 1B	3	0	2	0	1	0	0
Chris Davis, L (1, 5) OBP: 0.296, SLG: 0.408		B FC 80 T FF 86 F CH 74 X FC 82 1-2 ② ③ G4-6-3 1-2f		B FF 85 X FC 80 1-0 ③ FC4-6 1-2f			F CH 74 S FF 86 B FF 87 B CU 71 X FF 85 2-2 9 F8 2B		C SL 79 S SL 76 F SL 77 B FF 90 B SI 89 F SL 76 1 SAFE S SL 76 2-3 ① K	4	0	1	0	0	1	5
9 Endy Chavez, L (1, 8) OBP: 0.348, SLG: 0.483			X FF 85 0-0 ① B1-3		C FF 84 X CU 70 0-1 ① F7		C CU 69 2 SAFE B FC 81 B FF 86 X CH 74 2-1 ② F8 2-3		B FF 88 B SL 79 C SL 78 B SL 77 F FF 88 F SL 80 X SL 78 3-2 ② 1-2 1B	4	0	1	0	0	0	1
Inning Stats	R: 0 E: 0 K: 1 S: 10 H: 0 LOB: 0 BB: 0 P: 13	R: 2 E: 0 K: 0 S: 13 H: 3 LOB: 0 BB: 0 P: 20	R: 0 E: 0 K: 1 S: 7 H: 0 LOB: 0 BB: 0 P: 10	R: 0 E: 0 K: 0 S: 10 H: 1 LOB: 3 BB: 1 P: 17	R: 0 E: 0 K: 1 S: 12 H: 1 LOB: 1 BB: 0 P: 19	R: 0 E: 0 K: 1 S: 10 H: 0 LOB: 0 BB: 0 P: 18	R: 0 E: 0 K: 1 S: 11 H: 1 LOB: 2 BB: 1 P: 20	R: 1 E: 0 K: 3 S: 11 H: 1 LOB: 0 BB: 0 P: 17	R: 0 E: 0 K: 1 S: 12 H: 2 LOB: 1 BB: 0 P: 19	1B: 6 2B: 1 3B: 0 HR: 2	SF: 0 SAC: 0 DP: 1 HBP: 1					

	AB	34
	R	3
	H	9
	RBI	3
	BB	2
	SO	9
	LOB	11

WP: 0 PB: 0 SB: 0 CS: 1 PA: 37

PITCHER		IP	WLS	BF	H	R	ER	SO	BB	IBB	HBP	BLK	WP	HR	S	P	ERA	WHIP
59 Brad Mills, L ERA: 2.57	(1, 1)	7.0	L	29	6	2	2	5	1	1	1	0	0	1	73	117	2.57	1.000
51 Jesse Litsch, R ERA: 4.75	(8, 1)	1.0		4	1	1	1	3	0	0	0	0	0	1	11	17	9.00	1.000
43 Trever Miller, L ERA: 3.86	(9, 1)	0.2		3	2	0	0	1	0	0	0	0	0	0	11	18	0.00	3.000
57 Shawn Camp, R ERA: 5.2	(9, 1)	0.1		1	0	0	0	0	0	0	0	0	0	0	1	1	0.00	0.000

PITCHER		IP	WLS	BF	H	R	ER	SO	BB	IBB	HBP	BLK	WP	HR	S	P	ERA	WHIP

Texas Rangers @ Toronto Blue Jays

Rogers Centre, Toronto, ON

Sat Jul 30 2011, 1:10 PM - 3:37 PM EDT

Att. 22,560 - Sunny - 75 F

livebaseballscorecards.com

BOTTOM

Batter	1	2	3	4	5	6	7	8	9	AB	R	H	RBI	BB	SO	LOB
5 Yunel Escobar, R (1, 6) OBP: 0.383, SLG: 0.440	F FF 94 F SI 94 B SI 95 X SL 84 1-2 ① G1-4-3		C SI 94 X KC 76 0-1 ① G5-3			C KC 74 B SL 83 X SI 94 1-1 ① G4-3		C SI 94 C SI 94 X SI 96 0-2 ②③ G1-6-3 1-2f		3	0	0	0	0	0	0
2 Aaron Hill, R (7, 4) OBP: 0.281, SLG: 0.323										1	0	0	0	0	0	1
28 Colby Rasmus, L (1, 8) OBP: 0.324, SLG: 0.406	C SI 95 B SI 95 F SI 96 B SI 95 X SI 94 2-2 ② P6		X KC 76 0-0 ② G4-3			B SI 95 F KC 75 B SL 86 X SI 96 2-1 ② F7			C SI 95 S SL 84 B SL 86 B SL 85 F SI 96 X SI 96 2-2 ① G3	4	0	0	0	0	0	0
19 José Bautista, R (1, 5) OBP: 0.459, SLG: 0.660	B SI 96 C KC 78 F SI 95 X SL 84 1-2 1B		B KC 74 B CU 78 X SI 96 2-0 ③ P4			X SI 95 0-0 1B			C KC 75 F SL 84 B SI 95 C CH 85 1-3 ② K	4	0	2	0	0	1	0
26 Adam Lind, L (1, 10) OBP: 0.331, SLG: 0.486	B SI 94 1 SAFE X SI 94 1-0 ③ G6-3			C SI 94 S SL 86 B SL 86 S SL 85 1-3 ① K		C SI 94 1 SAFE C SI 94 1 SAFE X SL 83 0-2 ③ G1-3			F SI 96 F SI 96 X SI 96 0-2 ③ G6-3	4	0	0	0	0	1	2
10 Edwin Encarnación, R (1, 3) OBP: 0.314, SLG: 0.435		C SI 93 X SI 95 0-1 ① G5-3		C KC 75 X SI 96 0-1 ② F8			X SI 93 0-0 ① P4			3	0	0	0	0	0	0
14 Eric Thames, L (1, 9) OBP: 0.333, SLG: 0.497		C KC 75 X KC 76 0-1 ② G3		C SI 93 C FF 95 X SI 94 0-2 ③ G1-3			B SI 93 X KC 74 1-0 ② P2			3	0	0	0	0	0	0
11 Rajai Davis, R (1, 7) OBP: 0.271, SLG: 0.348		B SI 94 B SI 95 F SI 95 F KC 78 B FF 96 F SI 95 B SI 95 4-2 6 E BB			C SL 83 S SI 94 B SI 94 S SL 85 1-3 ① K		B KC 75 X CH 84 1-0 ③ G6-3			2	0	0	0	1	1	0
6 John McDonald, R (1, 4) OBP: 0.263, SLG: 0.310 (7, 6)	B SI 94 1 SAFE 1 SAFE X SI 94 1-0 E1 1-3 1B				C SI 94 S KC 77 X CU 75 0-2 ② L6			B FF 94 X SI 94 1-0 ① F9		3	0	1	0	0	0	0
9 J.P. Arencibia, R (1, 2) OBP: 0.284, SLG: 0.459	S SI 94 B SI 95 F SI 94 F SI 95 B SI 96 B SI 95 C KC 77 3-3 ③ K				C SI 95 C KC 76 S SI 94 0-3 ③ K			X SI 94 0-0 2 G1-6-3 1B		3	0	1	0	0	2	2
Inning Stats	R: 0 H: 1 E: 0 LOB: 1 K: 0 BB: 0 S: 10 P: 15	R: 0 H: 1 E: 1 LOB: 2 K: 1 BB: 1 S: 12 P: 20	R: 0 H: 0 E: 0 LOB: 0 K: 0 BB: 0 S: 4 P: 6	R: 0 H: 0 E: 0 LOB: 0 K: 1 BB: 0 S: 8 P: 9	R: 0 H: 0 E: 0 LOB: 0 K: 2 BB: 0 S: 9 P: 10	R: 0 H: 1 E: 0 LOB: 1 K: 0 BB: 0 S: 8 P: 11	R: 0 H: 0 E: 0 LOB: 0 K: 0 BB: 0 S: 3 P: 5	R: 0 H: 1 E: 0 LOB: 0 K: 0 BB: 0 S: 5 P: 6	R: 0 H: 0 E: 0 LOB: 0 K: 1 BB: 0 S: 10 P: 13	1B: 4 2B: 0 3B: 0 HR: 0	SF: 0 SAC: 0 DP: 1 HBP: 0						

	AB	30
	R	0
	H	4
	RBI	0
	BB	1
	SO	5
	LOB	5

PITCHER	IP	WLS	BF	H	R	ER	SO	BB	IBB	HBP	BLK	WP	HR	S	P	ERA	WHIP
45 Derek Holland, L (1, 1) ERA: 4.14	9.0	W	31	4	0	0	5	1	0	0	0	0	0	69	95	0.00	0.556

PITCHER	IP	WLS	BF	H	R	ER	SO	BB	IBB	HBP	BLK	WP	HR	S	P	ERA	WHIP

Batter	1	2	3	4	5	6	7	8	9	AB	R	H	RBI	BB	SO	LOB
9 Endy Chavez, L (1, 8) OBP: 0.344, SLG: 0.470	B FF 92 B FF 92 B FF 91 B FF 94 4-0 32 CS BB		B FS 85 B FF 89 C FF 94 C FF 95 X SL 89 2-2 ② G5-3			C FF 92 F SL 85 S SL 89 0-3 ① K	C FF 93 C SI 96 X SL 90 0-2 ③ G3-1		C FF 94 B FF 94 F FF 94 X CU 81 1-2 ③ FC6-4 1-2f	4	0	0	0	1	1	2
12 Omar Quintanilla, L (1, 4) OBP: 0.091, SLG: 0.273	B FF 93 1 SAFE C FF 93 C SI 94 F SL 90 C FF 96 S SL 90 1-3 ① K		C FF 94 S SL 81 B FF 96 X SL 87 1-2 ③ G4-3			C FF 91 F FF 94 C FF 95 0-3 ② K		B FF 88 B FF 88 F FF 86 X 2-1 ① G3-1		4	0	0	0	0	2	1
32 Josh Hamilton, L (1, 7) OBP: 0.356, SLG: 0.548	B FF 93 S SI 90 F FF 96 B SI 97 S SL 92 2-3 ②③ K 1-2			C FF 92 F SL 88 B FF 95 F SL 89 B SL 88 S SL 90 2-3 ① K		C FF 95 X SL 87 0-1 10 2B 1B		B FF 87 B SL 79 X FF 86 2-0 25 2B 2B		4	2	2	0	0	2	1
10 Michael Young, R (1, 5) OBP: 0.373, SLG: 0.495		C FF 93 B FS 89 F SL 88 X SI 91 1-2 18 BB 1B		F FF 94 B FF 95 B KC 82 B SL 87 X FF 96 3-1 ② G6-3		F FF 95 C FF 92 X FF 96 0-2 25 1B 1-H 2B		X SI 91 0-0 ② G5-3		4	1	2	1	0	0	1
25 Mike Napoli, R (1, 10) OBP: 0.390, SLG: 0.594		C FF 92 F SI 94 T FF 96 0-2 ① K		F SL 88 B FF 96 F FF 96 S FF 98 1-3 ③ K		X SL 87 0-0 2-H 1B		F SI 92 B FC 91 C SL 84 F FF 94 B FF 92 B FF 93 X SI 92 3-2 2-H 2B		4	0	2	2	0	2	1
18 Mitch Moreland, L (1, 3) OBP: 0.330, SLG: 0.444		F SI 93 B FF 95 B FF 95 1 SAFE B SL 88 D SI 89 4-1 1-2 BB			B FF 90 C FF 91 C FF 93 X KC 80 1-2 ① P5	B FF 93 F SL 85 F SL 86 S SL 81 1-3 ③ K		F FC 91 C FC 91 B CU 77 F FF 92 B FF 92 X CU 75 2-2 ③ G3		3	0	0	0	1	1	2
2 Taylor Teagarden, R (1, 2) OBP: 0.313, SLG: 0.333		C SL 88 B SL 87 F FF 95 F SL 90 D SL 91 F SL 90 B FF 97 S SI 97 3-3 ② K			C FF 94 S FF 95 B SL 88 B FF 95 S FF 95 2-3 ② K		S FF 92 X FF 93 0-1 ① F9		C SL 83 F FF 94 B FF 93 B CU 76 X FF 94 2-2 9 FC6-4 1B	4	0	1	0	0	2	2
7 David Murphy, L (1, 9) OBP: 0.322, SLG: 0.351		B FF 96 D SI 89 S FF 95 C FF 95 S FF 94 2-3 ③ K			C FF 93 S SL 86 X FF 97 0-2 1B		B FF 94 B FF 94 F FF 92 F SL 89 F SL 88 B SL 86 X SL 88 3-2 3 G3-1 3 WP 1B		C FF 93 B FF 93 B FS 85 F FF 94 T SI 97 2-2 ① K	4	0	2	0	0	2	3
3 Andrés Blanco, S (1, 6) OBP: 0.254, SLG: 0.359			B SI 91 F SI 92 S SI 93 X SL 88 1-2 ① G4-3		X FF 93 0-0 ③ P6		B FS 88 S SI 94 F SI 94 F FF 95 X SL 88 1-2 ② G3-1 1-3		B FS 86 C FF 94 F FF 94 C CU 81 1-3 ② K	4	0	0	0	0	1	3
Inning Stats	R: 0 E: 0 K: 2 S: 8 H: 0 LOB: 0 BB: 1 P: 15	R: 0 E: 0 K: 3 S: 15 H: 1 LOB: 2 BB: 1 P: 25	R: 0 E: 0 K: 0 S: 9 H: 0 LOB: 0 BB: 0 P: 13	R: 0 E: 0 K: 2 S: 9 H: 0 LOB: 0 BB: 0 P: 15	R: 0 E: 0 K: 1 S: 10 H: 1 LOB: 1 BB: 0 P: 13	R: 2 E: 0 K: 3 S: 15 H: 3 LOB: 1 BB: 0 P: 16	R: 0 E: 0 K: 0 S: 14 H: 1 LOB: 1 BB: 0 P: 18	R: 1 E: 0 K: 0 S: 12 H: 2 LOB: 1 BB: 0 P: 21	R: 0 E: 0 K: 2 S: 12 H: 1 LOB: 1 BB: 0 P: 18	1B: 6 2B: 3 3B: 0 HR: 0 SF: 0 SAC: 0 DP: 0 HBP: 0						

PITCHER		IP	WLS	BF	H	R	ER	SO	BB	IBB	HBP	BLK	WP	HR	S	P	ERA	WHIP
23 Brandon Morrow, R ERA: 4.58	(1, 1)	7.0	W	28	6	2	2	11	2	0	0	0	1	0	80	115	2.57	1.143
43 Trever Miller, L ERA: 4.32	(8, 1)	0.1		2	1	1	1	0	0	0	0	0	0	0	3	7	27.00	3.000
44 Casey Janssen, R ERA: 2.84	(8, 1)	0.2		3	1	0	0	0	0	0	0	0	0	0	9	14	0.00	1.500
50 Frank Francisco, R ERA: 4.68	(9, 1)	1.0		4	1	0	0	2	0	0	0	0	0	0	12	18	0.00	1.000

PITCHER	IP	WLS	BF	H	R	ER	SO	BB	IBB	HBP	BLK	WP	HR	S	P	ERA	WHIP

TOP

Texas Rangers @ Toronto Blue Jays

Rogers Centre, Toronto, ON

Sun Jul 31 2011, 1:44 PM - 4:26 PM EDT

Att. 45,629 - Cloudy - 77 F

livebaseballscorecards.com

AB	35
R	3
H	9
RBI	3
BB	2
SO	13
LOB	16



BOTTOM

Texas Rangers @ Toronto Blue Jays

Rogers Centre, Toronto, ON

Sun Jul 31 2011, 1:44 PM - 4:26 PM EDT

Att. 45,629 - Cloudy - 77 F

livebaseballscorecards.com

Batter	1	2	3	4	5	6	7	8	9	AB	R	H	RBI	BB	SO	LOB
11 Rajai Davis, R (1, 7) OBP: 0.274, SLG: 0.351	C FF 92 C SL 85 B SL 81 F SL 82 X FF 92 1-2 G6-3 ①	B CH 84 B SL 85 B FC 86 C FF 92 B FC 87 4-1 2-3 BB ③		D SI 91 B SL 82 X FC 87 2-0 1-3 28 2B 2B			S SI 89 T SI 90 B FF 90 S FS 81 1-3 K ①			3	1	1	0	1	1	0
28 Colby Rasmus, L (1, 8) OBP: 0.326, SLG: 0.410	C FF 92 S FF 93 B SL 85 F SI 94 B SL 83 F FF 94 S CU 77 2-3 K ②		F FF 92 B FC 88 X FF 92 1-1 E7 19 WP 10 G5-4-3 1B	S CH 83 C FF 92 D SL 84 B FF 93 B FF 92 X FF 92 3-2 2-H 3-H 2B			X FF 90 0-0 G5-3 ②			4	1	2	2	0	1	0
19 José Bautista, R (1, 5) OBP: 0.459, SLG: 0.656	B FF 93 B FF 93 C FF 94 B FC 88 B FF 93 4-1 10 WP 10 HR BB		B FC 87 B FC 87 B SI 92 B FF 93 4-0 10 G5-4-3 2-3 BB	C SI 88 B CU 71 C SI 87 X CU 73 1-2 G1-3 ③			F SI 90 F FF 90 S FF 90 0-3 K ③			2	1	0	0	2	1	1
10 Edwin Encarnación, R (1, 3) OBP: 0.314, SLG: 0.444 20 Mark Teahen, L (8, PH) (9, 3) OBP: 0.275, SLG: 0.303	C FC 87 B SL 82 B CU 75 C FC 86 B FF 92 F FC 87 X FF 92 3-2 1-H HR		1 SAFE D FC 87 X SI 91 1-0 G5-4-3 ① ② 1-2f 3-H		C SI 88 F SI 88 X CU 72 0-2 G5-3 ①			X FF 92 0-0 G4-3 ①		3 1	1 0	1 0	2 0	0 0	0 0	1 0
14 Eric Thames, L (1, 9) OBP: 0.326, SLG: 0.485	C SL 84 S CU 78 S CU 79 B FF 93 X SL 82 2-2 F7 ③		F SI 92 B FC 89 S SI 92 B SL 85 S SI 93 2-3 K ③		B SI 87 C SI 88 B CH 76 S CH 76 S SI 88 2-3 K ②			B CU 75 F FC 92 X SI 94 1-1 G6-3 ②		4	0	0	0	0	2	0
8 José Molina, R (1, 2) OBP: 0.372, SLG: 0.431		C FF 91 X SL 85 0-1 E6 2 G5-3 6 1B		S SI 90 B CH 86 B CH 86 B SI 91 F FF 91 X FF 92 3-2 G5-3 ①	F SI 88 C CU 71 S CU 63 0-3 K ③			B SI 93 X FF 92 1-0 F9 ③		4	1	0	0	0	1	0
2 Aaron Hill, R (1, 4) OBP: 0.282, SLG: 0.324		B FC 90 B FC 90 B FF 90 C FC 90 C SL 85 X FC 86 3-2 G5-3 ① 2-3		B CU 79 X SI 92 1-0 6 G5-3 9 1B 1B		C FF 90 F CH 84 F FF 89 X SL 81 0-2 L5 ①				3	1	1	0	0	0	1
6 John McDonald, R (1, 6) OBP: 0.264, SLG: 0.311		C FF 92 X FC 87 0-1 11 CS 9 S 3-H 1B		1 SAFE B FF 91 1 SAFE F SI 90 1 SAFE X FC 87 1-1 G5-3 ② 1-2		C FF 89 B FF 89 B FF 88 X FF 88 2-1 F8 ②				3	0	1	1	0	0	1
9 J.P. Arencibia, R (1, 10) OBP: 0.284, SLG: 0.457		B CU 77 D CU 76 B FC 86 C SL 85 X SL 85 3-1 G5-3 ② 1-2		X FC 86 0-0 11 2B 28 2B 2-H 1B		X FF 85 0-0 F7 ③				3	1	1	1	0	0	1

	AB	30
	R	7
	H	7
	RBI	6
	BB	3
	SO	6
	LOB	5

Inning Stats	1	2	3	4	5	6	7	8	9
	R: 2 E: 0 K: 1 S: 17 H: 1 LOB: 0 BB: 1 P: 29	R: 1 E: 1 K: 0 S: 10 H: 1 LOB: 1 BB: 1 P: 20	R: 1 E: 1 K: 1 S: 6 H: 1 LOB: 0 BB: 1 P: 14	R: 3 E: 0 K: 0 S: 14 H: 4 LOB: 1 BB: 0 P: 25	R: 0 E: 0 K: 2 S: 9 H: 0 LOB: 0 BB: 0 P: 11	R: 0 E: 0 K: 2 S: 7 H: 0 LOB: 0 BB: 0 P: 9	R: 0 E: 0 K: 2 S: 7 H: 0 LOB: 0 BB: 0 P: 8	R: 0 E: 0 K: 0 S: 4 H: 0 LOB: 0 BB: 0 P: 6	

	1B: 4	SF: 0	WP: 2	PA: 33
	2B: 2	SAC: 0	PB: 0	
	3B: 0	DP: 1	SB: 1	
	HR: 1	HBP: 0	CS: 1	

PITCHER		IP	WLS	BF	H	R	ER	SO	BB	IBB	HBP	BLK	WP	HR	S	P	ERA	WHIP
36 C.J. Wilson, L ERA: 3.38	(1, 1)	3.2	L	20	7	7	5	2	3	0	0	0	2	1	44	84	12.27	2.727
22 Yoshinori Tateyama, R ERA: 3.2	(4, 1)	1.1		4	0	0	0	2	0	0	0	0	0	0	12	15	0.00	0.000
53 Arthur Rhodes, L ERA: 4.81	(6, 1)	1.0		3	0	0	0	0	0	0	0	0	0	0	7	9	0.00	0.000
19 Koji Uehara, R ERA: 1.69	(7, 1)	1.0		3	0	0	0	2	0	0	0	0	0	0	7	8	0.00	0.000
39 Scott Feldman, R ERA: 3.0	(8, 1)	1.0		3	0	0	0	0	0	0	0	0	0	0	4	6	0.00	0.000

PITCHER	IP	WLS	BF	H	R	ER	SO	BB	IBB	HBP	BLK	WP	HR	S	P	ERA	WHIP

Batter	1	2	3	4	5	6	7	8	9	AB	R	H	RBI	BB	SO	LOB
5 Yunel Escobar, R (1, 6) OBP: 0.384, SLG: 0.447	C FF 95 B SI 94 F FF 94 F FF 95 B KC 80 B SI 96 B FF 95 4-2 BB		C SI 95 F KC 79 B SI 95 C SI 96 1-3 ③ K			B SI 93 X SI 93 1-0 HR		F FF 92 B FF 94 F SL 80 B FC 90 T FC 88 2-2 ① K		3	1	1	1	1	2	0
28 Colby Rasmus, L (1, 8) OBP: 0.323, SLG: 0.405	F FF 96 B SI 94 B SI 96 X SI 95 2-1 ① P3			B KC 79 F FF 94 F FF 95 X SI 95 1-2 ① G3		F KC 79 X SI 96 0-1 ① G3		C SI 86 C KC 78 B KC 79 B KC 79 X KC 78 2-2 ② P5		4	0	0	0	0	0	1
19 José Bautista, R (1, 5) OBP: 0.460, SLG: 0.662	C SI 95 B SI 96 C SI 96 F SI 96 S FF 96 1-3 ② K			B SI 94 B SI 95 X SI 95 2-0 HR		B SI 95 C CH 83 C SI 95 X SI 96 1-2 ② P3		I IN 72 I IN 70 I IN 75 I IN 76 4-0 IBB		3	1	1	1	1	1	1
26 Adam Lind, L (1, 3) OBP: 0.327, SLG: 0.480	1 SAFE C SI 95 B FF 96 F SI 96 B FF 97 F SI 96 X SI 97 2-2 ③ L7			C SI 96 F SI 96 F SI 97 B FF 92 F KC 80 X SI 97 1-2 ② G4-3		F SI 96 C FF 96 X SI 96 0-2 ③ F9		1 SAFE C KC 78 B SI 86 B KC 79 X KC 79 2-1 ③ G4-3		4	0	0	0	0	0	2
10 Edwin Encarnación, R (1, 10) OBP: 0.319, SLG: 0.444		X SI 94 0-0 ① P6		B SI 95 B FF 96 X CH 86 2-0 1B			C SI 91 B SI 92 S FF 93 B SI 94 B SI 94 F CH 82 F FC 89 B FF 94 4-2 45 FC6-4 BB		C SL 78 B SL 82 S FF 90 B FF 91 B FF 91 F FF 91 B FF 91 4-2 2 FC1-5 45 1B BB	2	0	1	0	2	0	0
45 Travis Snider, L (1, 7)		C FF 94 C SI 94 B SI 95 B FC 89 B SI 96 X SI 95 3-2 ② G5-3		B SI 97 B FF 95 S FF 97 S FF 96 F SI 97 S FF 97 2-3 ③ K			1 SAFE B SI 94 C FF 94 L FC 88 F FF 95 1 SAFE B FF 94 X SI 94 2-2 ① FC6-4 2 S 11 2B 1-2f		C FF 89 X FF 90 0-1 11 F8 2 FC1-5 1-2 1B	4	1	1	0	0	1	2
2 Aaron Hill, R (1, 4) OBP: 0.279, SLG: 0.320		C SI 95 B SI 95 X SI 96 1-1 ③ F7			B CH 83 X SI 94 1-0 ① G1-3		1 SAFE C CH 82 C FF 94 B SI 94 B FC 91 B SI 95 X SI 95 3-2 ② P5 1-2		X FF 88 0-0 ① FC1-5 1-2 2-3f	4	0	0	0	0	0	3
11 Rajai Davis, R (1, 9) OBP: 0.276, SLG: 0.356			B SI 91 C SI 93 S SI 93 C SI 94 1-3 ① K		X SI 95 0-0 9 CS 9 S 1B		C SI 94 B SI 94 B FF 94 X SI 94 2-1 9 S 2-H 2B		X FF 89 0-0 ② F8 2-3	4	0	2	1	0	1	2
9 J.P. Arencibia, R (1, 2) OBP: 0.281, SLG: 0.451			B SI 94 S SI 94 B FF 96 S SI 95 F SI 96 S SL 91 2-3 ② K		1 SAFE 1 SAFE 1 SAFE C SI 95 S SI 96 B FF 95 B SI 95 S SI 96 2-3 ②③ K 1-3		C FC 86 B FF 94 B SL 80 S FC 90 F SL 80 B FF 94 S FC 87 3-3 ③ K 2-3		C SL 80 B FF 90 F SL 79 F FF 92 S SL 82 1-3 ③ K	4	0	0	0	0	4	4

Inning Stats	1	2	3	4	5	6	7	8	9
	R: 0 E: 0 K: 1 S: 13	H: 0 LOB: 1 BB: 1 P: 22	R: 0 E: 0 K: 0 S: 6	H: 0 LOB: 0 BB: 0 P: 10	R: 0 E: 0 K: 3 S: 10	H: 0 LOB: 0 BB: 0 P: 14	R: 1 E: 0 K: 1 S: 14	H: 2 LOB: 1 BB: 0 P: 22	R: 0 E: 0 K: 1 S: 5	H: 1 LOB: 0 BB: 0 P: 8	R: 1 E: 0 K: 0 S: 9	H: 1 LOB: 0 BB: 0 P: 11	R: 1 E: 0 K: 1 S: 17	H: 1 LOB: 1 BB: 1 P: 31	R: 0 E: 0 K: 1 S: 8	H: 0 LOB: 1 BB: 1 P: 18	R: 0 E: 0 K: 1 S: 11	H: 1 LOB: 2 BB: 1 P: 16

	1B: 3	SF: 0	WP: 0	PA: 36
	2B: 1	SAC: 0	PB: 0	
	3B: 0	DP: 0	SB: 3	
	HR: 2	HBP: 0	CS: 1	

PITCHER		IP	WLS	BF	H	R	ER	SO	BB	IBB	HBP	BLK	WP	HR	S	P	ERA	WHIP
14 David Price, L ERA: 3.77	(1, 1)	6.2	L	26	5	3	3	6	2	0	0	0	0	2	70	111	4.05	1.050
37 Juan Cruz, R ERA: 3.38	(7, 1)	0.2		2	0	0	0	2	0	0	0	0	0	0	7	12	0.00	0.000
39 J.P. Howell, L ERA: 8.38	(8, 1)	0.2		3	0	0	0	0	0	1	0	0	0	0	5	13	0.00	0.000
47 Brandon Gomes, R ERA: 2.95	(9, 1)	1.0		5	1	0	0	1	1	0	0	0	0	0	11	16	0.00	2.000

PITCHER	IP	WLS	BF	H	R	ER	SO	BB	IBB	HBP	BLK	WP	HR	S	P	ERA	WHIP

TOP

Toronto Blue Jays @ Tampa Bay Rays

Tropicana Field, St. Petersburg, FL

Tue Aug 02 2011, 7:13 PM - 9:53 PM EDT

Att. 13,333 - Dome - 72 F

livebaseballscorecards.com

AB	32
R	3
H	6
RBI	3
BB	4
SO	9
LOB	15

BOTTOM

Toronto Blue Jays @ Tampa Bay Rays

Tropicana Field, St. Petersburg, FL

Tue Aug 02 2011, 7:13 PM - 9:53 PM EDT

Att. 13,333 - Dome - 72 F

livebaseballscorecards.com

Batter	1	2	3	4	5	6	7	8	9	AB	R	H	RBI	BB	SO	LOB
8 Desmond Jennings, R (1, 7) OBP: 0.444, SLG: 0.622	B SI 91 C SI 92 B SI 92 F SI 92 B SI 93 T SI 93 3-2 ① K		C SI 91 S CH 87 F CH 86 X FF 93 0-2 ① G5-3			B FF 91 F SI 92 X CH 85 1-1 HR		C FF 92 B FF 93 S FF 92 B CU 80 C FF 92 2-3 ② K		4	1	1	1	0	2	0
22 Johnny Damon, L (1, 10) OBP: 0.322, SLG: 0.406	C SI 94 F SI 93 B SI 93 C CU 80 1-3 ② K		B FF 92 X FF 92 1-0 ② F8			C SI 94 X SI 92 0-1 ① G6-3		B FF 92 F FF 90 X SI 91 1-1 ③ F9		4	0	0	0	0	1	0
3 Evan Longoria, R (1, 5) OBP: 0.338, SLG: 0.440	B SI 93 B SI 93 X SI 93 2-0 ③ G5-3		B CH 86 F SI 91 B CU 76 F FF 92 B CU 77 X FF 93 3-2 ③ G5-3			X SI 92 0-0 ② G6-3			B FF 90 B SL 85 C FF 90 S FF 90 F SL 86 F FF 91 B SL 85 F FF 91 F FC 90 3-2 ① F8 F FF 92 X FF 91	4	0	0	0	0	0	0
18 Ben Zobrist, S (1, 4) OBP: 0.375, SLG: 0.499		B SI 91 B SI 91 C SI 91 F SI 92 F SI 93 B CU 76 B CH 88 4-2 BB 2 11 HBP	C FF 89 F SI 91 S CH 86 0-3 ① K			F SI 92 F SI 93 B CU 77 B CH 76 B CH 88 B CH 86 4-2 BB			B FC 90 C FF 90 B CH 84 C FC 90 F FF 90 X FF 90 2-2 ② F8	2	0	0	0	2	1	0
11 Casey Kotchman, L (1, 3) 9 Elliot Johnson, S (9, PR) OBP: 0.259, SLG: 0.338		C FF 93 B SI 94 B SI 93 1 SAFE F FF 92 H CU 76 3-2 2 BB HBP 1-2	X FF 93 0-0 E5 2 G6-4-3			X FF 92 0-0 ③ G4-3			C FF 90 B CH 86 B CH 85 F FF 90 X CU 73 2-2 2 1B 1B	3 0	0 0	1 0	0 0	0 0	0 0	1 0
2 B.J. Upton, R (1, 8) OBP: 0.308, SLG: 0.393		B SI 93 C SI 92 B FF 91 B SI 92 S FF 92 B SI 93 4-2 1 FC5-4 BB 1-2 2-3	X SI 91 0-0 ② ③ G6-4-3 1-2f				S FF 91 B FF 90 B SI 89 X SI 90 2-1 ① G5-3		X SL 86 0-0 1-3 1B	3	0	1	0	1	0	1
20 Matt Joyce, L (1, 9) OBP: 0.336, SLG: 0.498		B CU 76 C FF 93 S CU 78 F CU 78 B CH 88 F CU 78 S CU 76 2-3 ① K			S FF 90 B SI 90 B SI 91 B FF 92 B FF 91 4-1 1 CS BB		S FF 90 B FF 90 B SI 91 X SI 92 2-1 ② F9		B FF 90 B FC 91 B FF 89 X FF 90 3-0 ③ F7	3	0	0	0	1	1	5
10 Kelly Shoppach, R (1, 2) OBP: 0.276, SLG: 0.313		B CH 86 B FF 93 S FF 92 S CH 85 S CU 77 2-3 ② K			X CH 83 0-0 ① P4		X FF 93 0-0 ③ F7			3	0	0	0	0	1	4
1 Sean Rodríguez, R (1, 6) OBP: 0.307, SLG: 0.375		F FF 93 B FF 94 X FF 92 1-1 ③ FC5-4 1-2f			S CH 85 F FF 93 S CU 78 0-3 ② ③ K 1-2			C SI 90 B CU 76 F FF 91 F CU 77 F FF 91 B FF 93 X CH 86 2-2 ① G6-3		3	0	0	0	0	1	4
Inning Stats	R: 0 H: 0 E: 0 LOB: 0 K: 2 BB: 0 S: 7 P: 13	R: 0 H: 0 E: 0 LOB: 3 K: 2 BB: 2 S: 17 P: 33	R: 0 H: 0 E: 0 LOB: 0 K: 0 BB: 0 S: 8 P: 12	R: 0 H: 0 E: 1 LOB: 0 K: 1 BB: 0 S: 5 P: 5	R: 0 H: 0 E: 0 LOB: 0 K: 1 BB: 1 S: 5 P: 9	R: 1 H: 1 E: 0 LOB: 1 K: 0 BB: 1 S: 8 P: 13	R: 0 H: 0 E: 0 LOB: 0 K: 0 BB: 0 S: 5 P: 9	R: 0 H: 0 E: 0 LOB: 0 K: 1 BB: 0 S: 10 P: 15	R: 0 H: 2 E: 0 LOB: 2 K: 0 BB: 0 S: 17 P: 27	1B: 2 SF: 0 2B: 0 SAC: 0 3B: 0 DP: 1 HR: 1 HBP: 1						

	AB	29
	R	1
	H	3
	RBI	1
	BB	4
	SO	7
	LOB	15

PITCHER		IP	WLS	BF	H	R	ER	SO	BB	IBB	HBP	BLK	WP	HR	S	P	ERA	WHIP
24 Ricky Romero, L ERA: 2.98	(1, 1)	8.0	W	29	1	1	1	7	4	0	1	0	0	1	65	109	1.12	0.625
60 Jon Rauch, R ERA: 3.97	(9, 1)	1.0	S	5	2	0	0	0	0	0	0	0	0	0	17	27	0.00	2.000

PITCHER	IP	WLS	BF	H	R	ER	SO	BB	IBB	HBP	BLK	WP	HR	S	P	ERA	WHIP

Batter	1	2	3	4	5	6	7	8	9	AB	R	H	RBI	BB	SO	LOB
5 Yunel Escobar, R (1, 6) OBP: 0.383, SLG: 0.445	C FF 91 F FF 91 X CH 86 0-2 G5-3		C FF 91 B FF 91 X FC 86 1-1 G6-3			X FF 90 0-0 G5-3		C FF 89 B FC 84 B KC 74 F FF 89 X FF 91 2-2 28 1B 1B		4	0	1	0	0	0	0
28 Colby Rasmus, L (1, 8) OBP: 0.322, SLG: 0.403	X FF 92 0-0 F8		B KC 76 X FC 87 1-0 L9			B CH 83 B FC 88 C FF 91 F FC 87 B KC 79 S CH 84 3-3 K		X FF 93 0-0 1-3 1B		4	0	1	0	0	1	0
19 José Bautista, R (1, 5) OBP: 0.459, SLG: 0.658 6 John McDonald, R (7, 5) OBP: 0.263, SLG: 0.309	C FF 92 B KC 81 F SI 92 B CH 85 B FF 93 X CH 85 3-2 F7		C KC 77 B KC 78 B KC 79 B FF 91 C FF 90 F FC 86 F KC 77 X FF 91 3-2 P6			C FF 90 B KC 79 B KC 79 F FC 85 B KC 78 B FC 86 4-2 BB		S SI 94 B SI 95 B FF 94 S SI 95 S FF 97 2-3 K		2 1	0 0	0 0	0 0	1 0	0 1	0 2
26 Adam Lind, L (1, 3) OBP: 0.324, SLG: 0.476 20 Mark Teahen, L (7, 3) OBP: 0.273, SLG: 0.300		F FC 88 C KC 78 X FF 90 0-2 F8		C FF 89 X FC 87 0-1 F8		B KC 78 F FC 85 F KC 79 D FC 88 S CH 85 2-3 K		B FF 95 X SI 93 1-0 G1-3		3 1	0 0	0 0	0 0	0 0	1 0	1 2
10 Edwin Encarnación, R (1, 10) OBP: 0.318, SLG: 0.445		B FF 92 X FC 88 1-0 G6-3		C FF 91 C KC 78 B CH 84 B CH 84 T SI 89 2-2 K			C FF 90 B FC 86 T FF 89 F CH 83 X CH 84 1-2 P4		C SI 96 F FF 96 B FF 98 X FF 95 1-2 2 G4-3 2B	4	0	1	0	0	1	0
14 Eric Thames, L (1, 9) OBP: 0.324, SLG: 0.476		B FC 88 B FF 92 F FC 88 B CH 84 F FF 92 B FF 92 4-2 2 BB BB		C FF 90 C KC 77 B CH 84 S CH 85 1-3 K			B FF 90 S FF 89 B KC 77 S FF 88 F CH 82 S CH 83 2-3 K		C FF 95 D CU 80 F FF 94 S CU 79 1-3 K	3	0	0	0	1	3	1
2 Aaron Hill, R (1, 4) OBP: 0.281, SLG: 0.320		B FC 87 B FF 92 B FF 92 C FF 91 F FF 91 F FF 92 F FF 92 F CH 85 F FF 92 4-2 1 SAFE F CH 86 B CH 84 1-2 BB		B FF 90 C FF 90 B KC 76 F FF 89 B FC 87 X FF 90 3-2 F8			X FF 89 0-0 1B		B SL 78 B FF 91 F FF 90 F FF 91 X FF 92 2-2 G4-3 2-3	3	0	1	0	1	0	1
45 Travis Snider, L (1, 7) OBP: 0.276, SLG: 0.357		B KC 78 F FF 92 C KC 77 B KC 79 C FC 88 2-3 K		S FF 91 X KC 78 0-1 G4-3			X KC 76 0-0 G2-3		B FS 83 S FS 83 X FS 85 1-1 L8	4	0	0	0	0	1	4
9 J.P. Arencibia, R (1, 2) OBP: 0.281, SLG: 0.460			C FF 90 B FC 85 B FF 90 X FF 89 2-1 HR		X FC 85 0-0 G5-3			B FF 88 X FC 84 1-0 F7		3	1	1	1	0	0	0
Inning Stats	R: 0 E: 0 K: 0 S: 7 H: 0 LOB: 0 BB: 0 P: 10	R: 0 E: 0 K: 1 S: 16 H: 0 LOB: 2 BB: 2 P: 27	R: 1 E: 0 K: 0 S: 10 H: 1 LOB: 0 BB: 0 P: 17	R: 0 E: 0 K: 2 S: 8 H: 0 LOB: 0 BB: 0 P: 11	R: 0 E: 0 K: 0 S: 6 H: 0 LOB: 0 BB: 0 P: 9	R: 0 E: 0 K: 2 S: 9 H: 0 LOB: 1 BB: 1 P: 18	R: 0 E: 0 K: 1 S: 10 H: 1 LOB: 1 BB: 0 P: 13	R: 0 E: 0 K: 1 S: 9 H: 2 LOB: 2 BB: 0 P: 15	R: 0 E: 0 K: 1 S: 11 H: 1 LOB: 1 BB: 0 P: 16	1B: 3 2B: 1 3B: 0 HR: 1 SF: 0 SAC: 0 DP: 0 HBP: 0						

PITCHER	IP	WLS	BF	H	R	ER	SO	BB	IBB	HBP	BLK	WP	HR	S	P	ERA	WHIP
33 James Shields, R (1, 1) ERA: 2.95	7.1	W	28	3	1	1	6	3	0	0	0	0	1	70	112	1.23	0.818
57 Jake McGee, L (8, 1) ERA: 3.21	1.0		5	2	0	0	2	0	0	0	0	0	0	11	16	0.00	2.000
57 Jake McGee, L (9, 1) ERA: 3.21	1.0		5	2	0	0	2	0	0	0	0	0	0	11	16	0.00	2.000
47 Brandon Gomes, R (9, 1) ERA: 2.86	0.2		2	0	0	0	0	0	0	0	0	0	0	5	8	0.00	0.000

PITCHER	IP	WLS	BF	H	R	ER	SO	BB	IBB	HBP	BLK	WP	HR	S	P	ERA	WHIP

TOP

Toronto Blue Jays @ Tampa Bay Rays

Tropicana Field, St. Petersburg, FL

Wed Aug 03 2011, 7:11 PM - 9:50 PM EDT

Att. 11,803 - Dome - 72 F

livebaseballscorecards.com

AB	32
R	1
H	5
RBI	1
BB	3
SO	8
LOB	11

BOTTOM

Batter	1	2	3	4	5	6	7	8	9	AB	R	H	RBI	BB	SO	LOB
8 Desmond Jennings, R (1, 7) (9, 8) OBP: 0.440, SLG: 0.643	S FF 86 B CH 79 F CH 79 F FF 88 X SL 82 1-2 ① G4-3	C FF 89 X FF 88 0-1 1-2 2-3 1B	B CU 72 B FF 88 F CH 80 C SL 80 X FF 88 2-2 3B			C SL 80 B SI 87 C SL 82 B CU 75 C SL 80 2-3 ① K	S FF 94 C CH 84 S SL 84 0-3 ③ K			5	0	2	0	0	2	4
22 Johnny Damon, L (1, 10) OBP: 0.319, SLG: 0.403 16 Justin Ruggiano, R (8, PH) OBP: 0.274, SLG: 0.429 (9, 7)	B FF 87 C FF 88 X SL 81 1-1 ② P3	C FF 89 X CH 81 0-1 ② SF8 3-H	C FC 90 S SL 81 S SL 84 0-3 ③ K2-3			C FC 88 B FC 89 F FC 89 D FC 91 S SL 81 2-3 ② K		B CH 82 S SI 87 X CH 82 1-1 ① G6-3		3 1	0 0	0 0	1 0	0 0	2 0	2 0
3 Evan Longoria, R (1, 5) OBP: 0.336, SLG: 0.434	C SL 80 F FF 88 B FF 89 F SL 83 B CU 73 X CH 82 2-2 ③ L4	B SL 88 B FF 88 F FF 88 S CU 74 F SL 81 X FF 89 2-2 ③ F8		C FC 90 B SL 85 F SI 88 B CU 76 B FF 90 F CU 79 B FC 89 4-2 11 G1-6-3 BB		B SL 90 B FC 87 F FC 88 F FC 88 S SL 80 2-3 ③ K		B SL 78 C SI 89 X SI 88 1-1 ② F7		4	0	0	0	1	1	3
18 Ben Zobrist, S (1, 4) OBP: 0.375, SLG: 0.505		B FF 86 B FF 86 C FF 86 B FF 88 T CH 78 X CH 79 3-2 HR	B FF 88 C CU 71 C SL 81 S SL 82 1-3 ① K	X FF 88 0-0 ① L8			B FF 96 F FF 94 F FF 96 B FF 95 X FF 95 2-2 2 PB 11 1B 20 1B 1B	B SI 87 X SI 87 1-0 ③ G4-3		5	2	2	1	0	1	1
11 Casey Kotchman, L (1, 3) OBP: 0.386, SLG: 0.453		B FF 88 C CU 71 B FF 88 C CU 71 X SL 81 2-2 ① F9	B FF 87 X CU 72 1-0 HR	B FC 89 C FC 88 B FC 89 X FC 88 2-1 ② ③ G1-6-3 1-2f			X FF 95 0-0 20 1B 2 PB 1-2 1B			4	1	2	1	0	0	1
2 B.J. Upton, R (1, 8) OBP: 0.308, SLG: 0.392 57 Jake McGee, L (9, 1) 47 Brandon Gomes, R (9, 1)		X FF 88 0-0 20 1B 1 SH 1B	C FF 88 F FF 89 X SL 82 0-2 ② G5-3		B SI 88 F FF 86 S FF 88 S FF 91 1-3 ① K		C SI 83 B CH 84 B FF 95 T FF 95 F FF 95 S FF 95 2-3 ① K 1-2 2-3			4 0 0	1 0 0	1 0 0	0 0 0	0 0 0	2 0 0	2 0 0
20 Matt Joyce, L (1, 9) OBP: 0.341, SLG: 0.505		C FF 87 X FF 88 0-1 1 E 1 SH 38 1B 1-3 1B	B FF 88 F FF 88 S CU 75 B SL 80 F FF 88 X SL 81 2-2 38 HR 2B		C SL 83 B FC 90 C FF 89 B SI 91 B CU 78 X FF 88 3-2 ② G3-1		S SL 84 S FF 95 B FF 95 F SL 85 B FF 96 F FF 96 D SL 84 X FF 95 3-2 38 DI 2-3 3-H 1B			4	2	3	1	0	0	0
1 Sean Rodríguez, R (1, 6) OBP: 0.309, SLG: 0.373 9 Elliot Johnson, S (7, PH) OBP: 0.257, SLG: 0.336 (8, 6)		B CU 73 B FF 88 1 SAFE B FF 89 C FF 87 X FF 88 3-1 SH 8 1B 38 1B 22 SF8 1-3 3-H	B FF 88 B SL 80 H FF 86 3-0 38 HR HBP		B FF 88 S FF 88 C CU 77 B SL 84 F SI 89 X SL 82 2-2 ③ F8		F FF 94 C CH 84 S FF 95 0-3 ② K			1 1	2 0	0 0	1 0	0 0	0 1	0 2
38 Robinson Chirinos, R (1, 2) OBP: 0.333, SLG: 0.355		B SL 81 1 SAFE X FF 88 1-0 8 1B 1-2 3-H 1B	X CH 79 0-0 1-H 2-H HR			B FC 89 B FF 86 B SL 86 B FC 88 4-0 BB	B FF 95 S FF 95 B FF 94 B CH 84 B FF 93 4-1 1-2 BB			2	1	2	4	2	0	0
Inning Stats	R: 0 E: 0 K: 0 S: 10 H: 0 LOB: 0 BB: 0 P: 14	R: 4 E: 1 K: 0 S: 20 H: 5 LOB: 2 BB: 0 P: 31	R: 4 E: 0 K: 2 S: 18 H: 4 LOB: 1 BB: 0 P: 27	R: 0 E: 0 K: 0 S: 6 H: 0 LOB: 0 BB: 1 P: 12	R: 0 E: 0 K: 1 S: 10 H: 0 LOB: 0 BB: 0 P: 16	R: 0 E: 0 K: 3 S: 9 H: 0 LOB: 1 BB: 1 P: 19	R: 1 E: 0 K: 3 S: 20 H: 3 LOB: 3 BB: 1 P: 31	R: 0 E: 0 K: 0 S: 5 H: 0 LOB: 0 BB: 0 P: 8		1B: 7 2B: 1 3B: 1 HR: 3	SF: 1 SAC: 1 DP: 1 HBP: 1			WP: 0 PB: 1 SB: 0 CS: 0	PA: 40	

PITCHER		IP	WLS	BF	H	R	ER	SO	BB	IBB	HBP	BLK	WP	HR	S	P	ERA	WHIP
33 Carlos Villanueva, R ERA: 4.24	(1, 1)	2.2	L	19	9	8	8	1	0	0	1	0	0	3	45	69	27.00	3.375
51 Jesse Litsch, R ERA: 4.44	(3, 1)	3.1		11	0	0	0	5	2	0	0	0	0	0	28	50	0.00	0.600
58 Wilfredo Ledezma, L ERA: 9.0	(7, 1)	1.0		7	3	1	1	3	1	0	0	0	0	0	20	31	9.00	4.000
57 Shawn Camp, R ERA: 5.09	(8, 1)	1.0		3	0	0	0	0	0	0	0	0	0	0	5	8	0.00	0.000

PITCHER	IP	WLS	BF	H	R	ER	SO	BB	IBB	HBP	BLK	WP	HR	S	P	ERA	WHIP

Toronto Blue Jays @ Tampa Bay Rays

Tropicana Field, St. Petersburg, FL

Wed Aug 03 2011, 7:11 PM - 9:50 PM EDT

Att. 11,803 - Dome - 72 F

livebaseballscorecards.com

AB	34
R	9
H	12
RBI	9
BB	3
SO	9
LOB	15

Batter	1	2	3	4	5	6	7	8	9	10	11	12	AB	R	H	RBI	BB	SO	LOB
5 Yunel Escobar, R (1, 6) OBP: 0.384, SLG: 0.443	B FC 91 C FF 92 B SI 90 S FF 93 B FF 94 F FF 93 F FF 94 B FF 94 4-2 28 2B 26 1B BB		C KC 73 B CH 84 X FF 89 1-1 ① F7		B KC 77 X FF 91 1-0 1-2 1B			C KC 72 B SL 80 X FF 89 1-1 ① F9		1 SAFE B FF 90 B FF 90 C FF 90 1 SAFE 1 SAFE 1 SAFE 1 SAFE B FF 91 4-1 B FF 80 1-2 ② 28 2B BB	C SL 79 X FF 94 0-1 ③ F9		4	2	1	0	2	0	1
28 Colby Rasmus, L (1, 8) OBP: 0.322, SLG: 0.408	F FC 93 X SI 90 0-1 26 1B 10 G6-4-3 1-3 2B		X FC 89 0-0 ② F9		B FF 93 X FF 92 1-0 ③ G4-3			F KC 87 F KC 75 X FF 87 0-2 ② F8		B CU 79 F FF 94 S FF 95 X FF 96 1-2 1-H 2B		C FS 81 S FS 84 X FF 90 0-2 ① F7	6	1	2	1	0	0	2
19 José Bautista, R (1, 5) OBP: 0.459, SLG: 0.662	C KC 80 B FF 91 B SL 83 B FF 95 D KC 81 4-1 10 G6-4-3 26 1B BB		B SI 87 C SI 88 C FF 86 B SL 84 F FF 93 X KC 80 2-2 ③ G5-3			B KC 76 C KC 77 B SI 89 F FF 94 X FF 92 2-2 ① F8		F SI 89 X KC 76 0-1 HR		I IN 70 I IN 75 I IN 73 I IN 70 4-0 IBB		B FF 92 C SL 80 S FF 92 B FS 87 S SL 79 2-3 ② K	4	1	1	1	2	1	0
26 Adam Lind, L (1, 3) OBP: 0.327, SLG: 0.476	C FF 93 S FF 94 F FF 96 X SL 85 0-2 10 G6-4-3 1-2 2-3 3-H 1B			C KC 73 X KC 75 0-1 ① F9		X FF 91 0-0 1B		C SI 85 X KC 78 0-1 ③ L4		F FF 94 F SI 96 S CU 79 0-3 ③ K		X FS 83 0-0 10 FC5-4 1B	6	0	3	1	0	1	2
10 Edwin Encarnación, R (1, 10) OBP: 0.316, SLG: 0.440	B FF 93 B FF 93 X FF 94 2-0 ①② G6-4-3 1-2f 2-3 3-H			C SI 88 B KC 76 F KC 89 T FF 92 1-2 ② K		C SI 88 F SL 84 D KC 76 X FF 92 1-2 ② P4			C FF 96 X FF 96 0-1 ① G6-3		C FC 89 B FF 94 B FF 94 F FC 89 X SL 79 2-2 45 FC6-4 2 1B 8 3B 1B	S SL 79 X SL 79 0-1 ③ FC5-4 1-2f	6	1	1	0	0	1	4
14 Eric Thames, L (1, 9) OBP: 0.316, SLG: 0.462	F FF 94 S FF 93 F FF 94 S KC 82 0-3 ③ K			C KC 76 X SI 88 0-1 ③ G6-3		X FF 91 0-0 ③ P4			S SI 94 C SL 86 S CH 89 0-3 ② K		B FF 92 1 SAFE L FF 91 C SL 77 F FF 94 S CH 83 1-3 ① K		5	0	0	0	0	3	3
2 Aaron Hill, R (1, 4) OBP: 0.283, SLG: 0.319		C FF 90 B SI 87 S FC 92 F FF 93 X FF 92 1-2 ① P3			S FC 89 X FC 90 0-1 ① F9		H SI 85 1-0 45 G6-4-3 HBP		C SI 94 X SL 87 0-1 ③ F8		1 SAFE D FC 88 B FC 88 C FC 87 F FF 94 B SL 80 X FC 88 3-2 45 FC6-4 1-2 1B		4	0	1	0	0	0	0
45 Travis Snider, L (1, 7) OBP: 0.269, SLG: 0.348		F FC 90 B KC 77 F FF 92 S FF 94 1-3 ② K			F FF 88 B KC 77 F FF 91 B KC 78 F FC 92 X FF 92 2-2 ② P5		C CH 88 F SI 86 B FF 91 D KC 77 X FC 92 2-2 ①② G6-4-3 1-2f			B FF 90 F FF 91 X CU 79 1-1 ① F8	B CH 83 B CH 84 X FF 92 2-0 ② FC6-4 8 3B 1-2f 2-3	5	1	0	0	0	1	3
9 J.P. Arencibia, R (1, 2) OBP: 0.284, SLG: 0.457 11 Rajai Davis, R (10, PR) OBP: 0.276, SLG: 0.356 8 José Molina, R (10, 2) OBP: 0.377, SLG: 0.453		C FF 92 F SI 88 F FC 93 F KC 79 S FF 94 0-3 ③ K			B FC 90 B FF 91 B FF 91 C FF 91 F FF 92 F FF 93 B KC 81 4-2 5 1B BB		C KC 75 F KC 76 B SL 82 B FF 93 B SL 84 X FF 93 3-2 ③ G4-3			B FF 90 B CU 78 B FF 91 C FF 90 F FF 91 F FF 91 D FS 81 4-2 5 BB BB	B FC 89 C SL 80 B FC 89 X FC 88 2-1 1-H 3-H 3B	2 0 1	0 0 0	0 0 1	0 0 2	2 0 0	1 0 0	0 0 0
Inning Stats	R: 2 E: 0 K: 1 S: 16 H: 2 LOB: 1 BB: 2 P: 26	R: 0 E: 0 K: 2 S: 12 H: 0 LOB: 0 BB: 0 P: 14	R: 0 E: 0 K: 0 S: 7 H: 0 LOB: 0 BB: 0 P: 10	R: 0 E: 0 K: 1 S: 7 H: 0 LOB: 0 BB: 0 P: 8	R: 0 E: 0 K: 0 S: 11 H: 1 LOB: 2 BB: 1 P: 19	R: 0 E: 0 K: 0 S: 8 H: 1 LOB: 1 BB: 0 P: 11	R: 0 E: 0 K: 0 S: 6 H: 0 LOB: 0 BB: 0 P: 12	R: 1 E: 0 K: 0 S: 9 H: 1 LOB: 0 BB: 0 P: 10	R: 0 E: 0 K: 1 S: 7 H: 0 LOB: 0 BB: 0 P: 7	R: 1 E: 0 K: 1 S: 12 H: 1 LOB: 2 BB: 3 P: 26	R: 2 E: 0 K: 1 S: 15 H: 3 LOB: 1 BB: 0 P: 25	R: 0 E: 0 K: 1 S: 9 H: 1 LOB: 1 BB: 0 P: 11						

PITCHER	IP	WLS	BF	H	R	ER	SO	BB	IBB	HBP	BLK	WP	HR	S	P	ERA	WHIP
40 Wade Davis, R (1, 1) ERA: 4.55	7.2		30	5	3	3	4	3	0	1	0	0	1	74	108	3.52	1.043
39 J.P. Howell, L (8, 1) ERA: 8.24	0.1		1	0	0	0	0	0	0	0	0	0	0	2	2	0.00	0.000
43 Kyle Farnsworth, R (9, 1) ERA: 2.11	1.0		3	0	0	0	1	0	0	0	0	0	0	7	7	0.00	0.000
62 Joel Peralta, R (10, 1) ERA: 3.88	0.2		3	0	1	1	0	2	0	0	0	0	0	6	15	13.50	3.000
57 Jake McGee, L (10, 1) ERA: 3.14	0.1		3	1	0	0	1	0	1	0	0	0	0	6	11	0.00	3.000

PITCHER	IP	WLS	BF	H	R	ER	SO	BB	IBB	HBP	BLK	WP	HR	S	P	ERA	WHIP
37 Juan Cruz, R (11, 1) ERA: 3.79	1.0		6	3	2	2	1	0	0	0	0	0	0	15	25	18.00	3.000
47 Brandon Gomes, R (12, 1) ERA: 2.74	1.0	W	4	1	0	0	1	0	0	0	0	0	0	9	11	0.00	1.000

TOP

Toronto Blue Jays @ Tampa Bay Rays

Tropicana Field, St. Petersburg, FL

Thu Aug 04 2011, 12:13 PM - 4:02 PM EDT

Att. 28,491 - Dome - 72 F

livebaseballscorecards.com

AB	43
R	6
H	10
RBI	5
BB	6
SO	8
LOB	15

1B: 6	SF: 0	WP: 0
2B: 2	SAC: 0	PB: 0
3B: 1	DP: 2	SB: 0
HR: 1	HBP: 1	CS: 0

PA: 50

Batter	1	2	3	4	5	6	7	8	9	10	11	12	AB	R	H	RBI	BB	SO	LOB
8 Desmond Jennings, R (1, 7) OBP: 0.446, SLG: 0.708	B FF 90 C FF 89 C FF 89 S CH 84 1-3 **K** ①		1 SAFE F FF 90 F SI 90 D SL 84 X FF 90 1-2 **FC6-4** 22 BB ② 1-2f		X CH 83 0-0 1-2 22 FC4-6 1B		B FC 91 C FC 91 C SL 86 C FC 90 1-3 **K** ②			C SL 85 X FF 88 0-1 HR	1 SAFE C SI 88 C SI 88 B SL 81 X SL 79 1-2 1-3 2B		6	1	3	1	0	2	1
22 Johnny Damon, L (1, 10) OBP: 0.319, SLG: 0.399	F FF 89 B FF 90 F CH 84 X CH 82 1-2 **G3** ②		B FF 91 B CH 83 B FF 91 C FF 89 F SI 90 F CH 84 F FF 91 D CH 81 4-2 1-2 BB		D CH 80 X CH 82 1-0 **FC4-6** 3 HR ② 1-2f 2-3		C CU 76 F FC 92 B FF 93 X FC 90 1-2 **L5** ③			B FC 90 B FF 90 B FC 89 C FC 90 X FC 89 3-1 **P5** ①	I IN 71 I IN 74 I IN 71 I IN 70 4-0 IBB		4	1	0	0	2	0	2
3 Evan Longoria, R (1, 5) OBP: 0.333, SLG: 0.439	B FF 90 X SI 89 1-0 **F7** ③		C SI 88 B CH 83 X SI 88 1-1 **F7** ③		X FF 87 0-0 1-H 3-H HR			C FC 92 F FF 92 B CU 78 B FC 90 F CU 76 B FF 93 S CU 77 3-3 **K** ①		C FF 90 F FF 90 B FF 90 B CU 75 S SL 84 2-3 **K** ②	B SL 79 C SI 87 F CH 83 X SL 80 1-2 **G1-5-3** ③		6	1	1	3	0	2	5
18 Ben Zobrist, S (1, 4) OBP: 0.370, SLG: 0.498		C FF 89 X FF 91 0-1 **B1-3** ①		F SI 88 B CH 81 C SI 89 X CH 85 1-2 **G5-3** ①	F SI 89 B CH 82 B CH 84 X FF 90 2-1 **F7** ③			C FF 93 X FC 92 0-1 **G5-3** ②		X FF 90 0-0 **G3** ③		C SI 86 S CH 82 B SI 88 X CH 83 1-2 **F9** ①	6	0	0	0	0	0	0
2 B.J. Upton, R (1, 8) OBP: 0.308, SLG: 0.398		B FF 90 B FF 89 X SI 90 2-0 **G1-3** ②		S CH 83 B CH 84 B CH 83 X SI 90 2-1 **G5-3** ②		C CH 81 X CH 79 0-1 **G5-3** ①		B FF 93 S SI 92 B FC 91 B SL 86 C CU 76 S FC 91 3-3 **K** ③			C FF 89 F FC 89 B FC 90 X FF 89 1-2 11 1B 20 G4-3 2B	C SI 88 C CH 84 B SL 81 X SI 84 1-2 38 1B 3B	6	2	2	0	0	1	0
11 Casey Kotchman, L (1, 3) OBP: 0.394, SLG: 0.455	B FF 91 C SL 85 B SI 91 B SL 85 F SI 92 B CH 86 4-2 BB		C CH 83 F FF 89 X FF 90 0-2 1B		B FF 88 C SL 83 F SL 83 B SL 84 B FF 90 F SL 83 B CH 84 4-2 BB				C FF 93 B FF 93 X FS 84 1-1 **G4-3** ①		X FF 90 0-0 2-3 20 G4-3 38 1B 1B I IN 75 I IN 71 I IN 71 I IN 73 4-0 38 1B 20 IBB IBB		3	1	2	0	3	0	0
1 Sean Rodríguez, R (1, 6) OBP: 0.305, SLG: 0.369 20 Matt Joyce, L (9, PH) OBP: 0.341, SLG: 0.502 (10, 9)	B FF 91 B CH 81 C FF 90 C FF 91 F CH 84 T FF 92 2-2 **K** ③		F FF 88 B FF 92 B CH 84 F SI 89 F SI 85 F FF 91 D SI 91 S CH 84 3-3 **K** ③		B CH 80 I SAFE S CH 83 B CH 83 F SI 88 X FF 90 2-2 **F9** ②			B FS 85 S FF 93 B FF 93 T FF 94 X FF 94 2-2 **P5** ②		B CH 85 B CU 72 X SL 84 2-0 **G4-3** ① 1-2 3-H I IN 68 I IN 68 I IN 68 I IN 70 4-0 38 1B 1-2 IBB		3	0	0	0	0	2	3
													2	0	0	1	1	0	1
16 Justin Ruggiano, R (1, 9) OBP: 0.276, SLG: 0.426 5 Sam Fuld, L (9, PH) OBP: 0.296, SLG: 0.357 9 Elliot Johnson, S (10, 6) OBP: 0.253, SLG: 0.331			C FF 87 B CH 79 S CH 80 B CH 83 S CH 83 2-3 **K** ①		B CH 78 F FF 87 X SI 87 1-1 22 FC4-6 8 1B 3 HR 1B		F FF 89 B CH 83 X FF 89 1-1 **F8** ③		C FF 94 B FF 94 F FF 93 F FF 95 B CU 80 B FS 86 X FF 94 3-2 10 S 1B		X SI 88 0-0 **F7** ② 2-H	F SI 87 B SI 88 S CH 83 B CH 84 S CH 84 2-3 **K** ②	3	1	1	0	0	1	1
													1	0	1	0	0	0	0
													2	0	0	0	0	1	4
10 Kelly Shoppach, R (1, 2) OBP: 0.276, SLG: 0.307 38 Robinson Chirinos, R (11, PH) OBP: 0.368, SLG: 0.394 (12, 2)			B CH 81 B CH 82 F SI 88 S CH 84 H FF 92 3-2 8 FC6-4 HBP		C CH 82 B FF 87 B SL 83 X FF 89 2-1 **F7** ①		X SL 84 0-0 **G5-3** ①		P PO 94 F FF 93 B FF 95 B FF 95 S FF 95 X FF 94 3-2 **F7** ③ 1-2		F SI 89 B SL 81 S SL 80 B SL 81 F SL 79 X SI 89 2-2 8 2B 1B 2-H	B SI 88 B CH 81 C SI 86 X CH 82 2-1 1-2 2-3 3-H 1B	3	0	0	0	0	0	2
													2	0	2	2	0	0	0
Inning Stats	R: 0 E: 0 K: 1 S: 7 H: 0 LOB: 0 BB: 0 P: 10	R: 0 E: 0 K: 1 S: 9 H: 0 LOB: 1 BB: 1 P: 17	R: 0 E: 0 K: 1 S: 14 H: 0 LOB: 2 BB: 1 P: 25	R: 0 E: 0 K: 1 S: 13 H: 1 LOB: 1 BB: 0 P: 19	R: 3 E: 0 K: 0 S: 9 H: 3 LOB: 0 BB: 0 P: 15	R: 0 E: 0 K: 0 S: 10 H: 0 LOB: 1 BB: 1 P: 17	R: 0 E: 0 K: 1 S: 7 H: 0 LOB: 0 BB: 0 P: 9	R: 0 E: 0 K: 2 S: 9 H: 0 LOB: 0 BB: 0 P: 15	R: 0 E: 0 K: 0 S: 13 H: 1 LOB: 1 BB: 0 P: 21	R: 1 E: 0 K: 1 S: 8 H: 1 LOB: 0 BB: 0 P: 13	R: 2 E: 0 K: 0 S: 16 H: 4 LOB: 3 BB: 1 P: 27	R: 1 E: 0 K: 1 S: 11 H: 2 LOB: 3 BB: 2 P: 25	1B: 7 2B: 2 3B: 1 HR: 2	SF: 0 SAC: 0 DP: 0 HBP: 1	WP: 0 PB: 0 SB: 1 CS: 0	PA: 54						

PITCHER	IP	WLS	BF	H	R	ER	SO	BB	IBB	HBP	BLK	WP	HR	S	P	ERA	WHIP
27 Brett Cecil, L (1, 1) ERA: 4.35	6.0		26	4	3	3	4	3	0	1	0	0	1	62	103	4.50	1.167
44 Casey Janssen, R (7, 1) ERA: 2.67	2.0		6	0	0	0	3	0	0	0	0	0	0	16	24	0.00	0.000
50 Frank Francisco, R (9, 1) ERA: 4.54	1.0		4	1	0	0	0	0	0	0	0	0	0	13	21	0.00	1.000
60 Jon Rauch, R (10, 1) ERA: 4.44	1.1	B	7	3	3	3	1	0	0	0	0	0	1	13	21	20.25	2.250
57 Shawn Camp, R (11, 1) ERA: 5.13	1.1	L	11	4	1	1	1	0	3	0	0	0	0	22	44	6.75	3.000

PITCHER	IP	WLS	BF	H	R	ER	SO	BB	IBB	HBP	BLK	WP	HR	S	P	ERA	WHIP

BOTTOM

Toronto Blue Jays @ Tampa Bay Rays

Tropicana Field, St. Petersburg, FL

Thu Aug 04 2011, 12:13 PM - 4:02 PM EDT

Att. 28,491 - Dome - 72 F

livebaseballscorecards.com

AB	47
R	7
H	12
RBI	7
BB	6
SO	9
LOB	19

Toronto Blue Jays @ Baltimore Orioles

Oriole Park at Camden Yards, Baltimore, MD

Fri Aug 05 2011, 7:09 PM - 10:06 PM EDT

Att. 18,770 - Partly Cloudy - 86 F

livebaseballscorecards.com

TOP

Batter	1	2	3	4	5	6	7	8	9	AB	R	H	RBI	BB	SO	LOB
5 Yunel Escobar, R (1, 6) OBP: 0.384, SLG: 0.445	B FF 93 B FF 93 X FF 93 2-0 14 FC6-4 1B	F FC 90 X FC 91 0-1 1-3 3-H 2B		C CU 76 B FF 91 C FC 87 B FF 93 X FF 92 2-2 ② G6-3			B SI 88 X SI 88 1-0 ① L8		X CU 77 0-0 ① G4-3	5	0	2	1	0	0	0
14 Eric Thames, L (1, 7) OBP: 0.313, SLG: 0.455	C CU 79 C SI 94 B FF 93 X FF 92 1-2 ① FC6-4 1-2f	C CU 79 B FF 90 X FF 90 1-1 ③ G1-3		B FC 91 B CH 83 X FF 90 2-0 1B			B SL 80 B SL 79 C SL 78 B SI 89 T SL 78 X SL 79 3-2 ② P5		B FF 91 C CU 76 X CU 77 1-1 ② G3	5	0	1	0	0	0	3
19 José Bautista, R (1, 9) OBP: 0.456, SLG: 0.655	C FF 91 B CU 78 S FF 94 B FF 94 F FF 94 F FC 89 B FF 92 X FF 89 3-2 ② F8		B CU 77 B CU 78 B FC 87 X FF 92 3-0 10 HBP 28 1B 1B	X FF 92 0-0 ③ L6			C SI 90 C CH 82 X SI 90 0-2 ③ P4		C CU 77 B FF 91 C FF 92 C FC 92 1-3 ③	5	1	1	0	0	1	2
26 Adam Lind, L (1, 3) OBP: 0.326, SLG: 0.474	C FF 93 B FC 88 X FF 91 1-1 ③ G4-3		X FC 88 0-0 ① P5		F CU 79 S SL 80 B SI 90 X SI 90 1-2 ① F7			B SL 80 S SI 89 F SI 89 B CU 75 F SL 81 X SL 82 2-2 28 1B 10 BB 2 SF8 1B		4	1	1	0	0	0	2
10 Edwin Encarnación, R (1, 10) OBP: 0.321, SLG: 0.440		C FF 90 C FF 92 B FC 88 B FF 94 X FF 92 2-2 2 1B 13 1B 1B	C FF 92 B FF 89 F FF 90 B FF 92 F CU 82 H FC 89 3-2 28 1B 2 FC6-4 1-2 HBP		C SI 90 C SI 90 F SI 91 X SL 84 0-2 ② F8			B SI 87 B SI 87 B SI 88 B SI 87 4-0 2 SF8 9 FC6-2 1-2 BB 28 1B		2	2	1	0	1	0	0
28 Colby Rasmus, L (1, 8) OBP: 0.324, SLG: 0.409 11 Rajai Davis, R (8, 8) OBP: 0.276, SLG: 0.356		F SI 92 F FF 92 X FF 93 0-2 ① F7	B SI 91 X FC 90 1-0 2 FC6-4 1-3 2-H 1B		X SI 90 0-0 ③ G4-1			X SI 87 0-0 2 SF8 13 1B 1-2 2-3 1B		4 0	0 0	2 0	1 0	0 0	0 0	1 0
2 Aaron Hill, R (1, 4) OBP: 0.282, SLG: 0.319		C FC 89 F FF 90 B FF 94 X FC 88 1-2 13 1B 5 2B 1-2 1B	B FF 90 X FC 88 1-0 ② FC6-4 9 S 1-2f 3-H			X SI 90 0-0 ① F8		B FF 91 B FF 90 C FF 91 X FF 91 2-1 ① SF8 1-2 2-3 3-H		3	1	1	2	0	0	1
9 J.P. Arencibia, R (1, 2) OBP: 0.281, SLG: 0.451		X FC 88 0-0 ② F8	1 SAFE C FC 89 C FF 93 B FF 94 B CU 81 F CU 79 1 SAFE F FF 92 B FF 90 3-3 ③ K 1-2			B SI 90 C SI 90 X CH 83 1-1 ② G5-3		S CU 77 D FF 92 F CU 77 D CU 76 X CU 77 2-2 ② FC6-2 13 1B 3-H		4	0	0	0	0	1	5
13 Brett Lawrie, R (1, 5) OBP: 0.500, SLG: 0.500		B FF 90 B FF 90 F FF 93 F CU 80 X SI 92 2-2 5 2B 1-3 2-H 1B		B FF 90 C FC 88 B CU 78 B CU 77 X FF 91 3-1 ① G5-3		C SI 91 B SI 90 C CU 75 B CH 84 C SI 90 2-3 ③ K		D CU 78 X FF 91 1-0 ③ 1-3 2-H 1B		4	0	2	1	0	1	0

Inning Stats																				
	R: 0	H: 1	R: 2	H: 4	R: 2	H: 2	R: 0	H: 1	R: 0	H: 0	R: 0	H: 0	R: 0	H: 0	R: 1	H: 3	R: 0	H: 0	1B: 10	SF: 1	WP: 0	PA: 39
	E: 0	LOB: 1	E: 0	LOB: 2	E: 0	LOB: 1	E: 0	LOB: 1	E: 0	LOB: 0	E: 0	LOB: 0	E: 0	LOB: 0	E: 0	LOB: 2	E: 0	LOB: 0	2B: 1	SAC: 0	PB: 0	
	K: 0	BB: 0	K: 0	BB: 0	K: 1	BB: 0	K: 0	BB: 0	K: 0	BB: 0	K: 1	BB: 0	K: 0	BB: 0	K: 0	BB: 1	K: 1	BB: 0	3B: 0	DP: 0	SB: 1	
	S: 11	P: 18	S: 17	P: 23	S: 13	P: 24	S: 7	P: 14	S: 8	P: 9	S: 6	P: 9	S: 7	P: 11	S: 11	P: 22	S: 6	P: 8	HR: 0	HBP: 1	CS: 0	

PITCHER		IP	WLS	BF	H	R	ER	SO	BB	IBB	HBP	BLK	WP	HR	S	P	ERA	WHIP
29 Tommy Hunter, R ERA: 4.43	(1, 1)	4.0	L	21	8	4	4	1	0	0	1	0	0	0	48	79	9.00	2.000
40 Troy Patton, L ERA: 3.86	(5, 1)	3.0		12	2	1	1	1	1	0	0	0	0	0	26	40	3.00	1.000
36 Chris Jakubauskas, R ERA: 5.87	(8, 1)	2.0		6	1	0	0	1	0	0	0	0	0	0	12	19	0.00	0.500

PITCHER	IP	WLS	BF	H	R	ER	SO	BB	IBB	HBP	BLK	WP	HR	S	P	ERA	WHIP

AB	36
R	5
H	11
RBI	5
BB	1
SO	3
LOB	14

Batter	1	2	3	4	5	6	7	8	9	AB	R	H	RBI	BB	SO	LOB
11 Robert Andino, R (1, 6) OBP: 0.346, SLG: 0.337	C FF 86 B FF 86 X FF 86 1-1 ① G6-3		B FF 85 B FF 85 B FF 84 B FF 85 4-0 27 L6-4, 21 BB, BB		C CU 71 X FF 86 0-1 ② F9		L SI 93 1 SAFE 1 SAFE B SI 92 X SI 92 1-1 E1 1-2		B FF 89 C FF 89 B FF 89 C FF 89 B FF 90 X FF 90 3-2 21 2B, 1B	4	1	1	0	1	0	1
21 Nick Markakis, L (1, 9) OBP: 0.342, SLG: 0.396	C FF 86 X FF 86 0-1 10 HR, 1B		B FF 84 B FF 86 B FF 84 C FF 84 B FF 84 4-1 1-2 BB		B FF 87 X FF 85 1-0 ③ F8		C SI 93 F SI 93 B FF 93 F SI 93 C SI 93 1-3 ① K		B FC 88 B FF 88 C FF 90 X FF 88 2-1 1-H 2B	4	1	2	1	1	1	2
10 Adam Jones, R (1, 8) OBP: 0.332, SLG: 0.488	B FF 85 F FF 84 B FF 84 S CH 74 F CH 76 F FF 85 X CH 76 2-2 1-H HR		X FF 84 0-0 ① F7			C FF 86 B FF 86 F FF 85 C CU 72 1-3 ① K	B FC 90 S FC 88 B FC 90 S SI 89 F SL 79 S CU 79 2-3 ② K		C SL 84 X FF 89 0-1 ③ P4	5	1	1	2	0	2	5
27 Vladimir Guerrero, R (1, 10) OBP: 0.320, SLG: 0.401	B FF 85 B FF 86 F FF 85 S FF 86 X FF 87 2-2 ② F8		B FF 86 1 SAFE F FF 86 B FF 87 X FF 86 2-1 ②③ L6-4 2-2			B FC 82 B FC 82 B FF 86 C FF 85 B FF 87 4-1 32 PB, 12 BB, 32 1B, BB	X FC 89 0-0 ③ F7			3	1	0	0	1	0	4
12 Mark Reynolds, R (1, 3) OBP: 0.332, SLG: 0.473	C FF 84 C CU 70 B CU 73 S CH 76 1-3 ③ K			B CU 68 F FF 85 F FC 82 B CU 70 B CH 76 F FF 86 F FF 86 X FF 86 3-2 32 FC4-6, 1B		B FC 82 B FF 84 B FF 86 B FF 84 4-0 14 FC5-4, 32 PB 1-2 BB		C FF 94 F FS 86 B FF 95 S CU 81 1-3 ① K		3	0	1	0	1	2	0
32 Matt Wieters, S (1, 2) OBP: 0.314, SLG: 0.391		F FF 85 B FF 86 B FF 86 F FF 85 S FF 85 2-3 ① K		B FF 84 C FC 81 F FF 84 F FF 86 X FC 83 1-2 ① FC4-6 1-2f		B CH 74 S CH 76 D CU 73 F CH 76 X CU 71 2-2 14 FC5-4 1-2 2-H 1B		F FF 94 X FS 87 0-1 ② F7		4	0	1	1	0	1	1
14 Nolan Reimold, R (1, 7) OBP: 0.307, SLG: 0.400		B CU 71 X CH 76 1-0 E5		B FC 81 B FC 80 C FF 85 X FC 82 2-1 ② F9		X CH 83 0-0 ② FC5-4, 50 FC6-4 1-2f 2-3		B FF 95 B FF 95 F FF 95 S FF 94 T FF 95 2-2 ③ K		4	0	0	0	0	1	3
50 Josh Bell, S (1, 5) OBP: 0.133, SLG: 0.133		C FF 84 C FF 86 B FF 87 S FF 85 1-3 ② K		B CU 69 C FF 85 B FF 86 X FC 81 2-1 ③ F8		F SI 93 F CH 83 B CH 83 X SI 94 1-2 ③ FC6-4 1-2f			C FC 89 B CH 84 B FF 88 X FF 87 2-1 ① G6-3	4	0	0	0	0	1	4
3 Cesar Izturis, S (1, 4) OBP: 0.258, SLG: 0.207 18 Felix Pie, L (9, PH) OBP: 0.253, SLG: 0.278		1 SAFE X FF 85 0-0 ③ B1-3			C FF 85 S CU 71 C CU 71 0-3 ① K		B FF 91 B SI 92 C SI 92 X SI 93 2-1 11 E, 1B		B FF 90 C FF 88 X FF 89 1-1 ② F7	3 1	0 0	1 0	0 0	0 0	1 0	1 0
Inning Stats	R: 2 H: 2 E: 0 LOB: 0 K: 1 BB: 0 S: 15 P: 21	R: 0 H: 0 E: 1 LOB: 1 K: 2 BB: 0 S: 8 P: 12	R: 0 H: 0 E: 0 LOB: 1 K: 0 BB: 2 S: 4 P: 14	R: 0 H: 1 E: 0 LOB: 1 K: 0 BB: 0 S: 13 P: 21	R: 0 H: 0 E: 0 LOB: 0 K: 1 BB: 0 S: 6 P: 7	R: 1 H: 1 E: 0 LOB: 2 K: 1 BB: 2 S: 11 P: 23	R: 0 H: 1 E: 1 LOB: 2 K: 2 BB: 0 S: 13 P: 19	R: 0 H: 0 E: 0 LOB: 0 K: 2 BB: 0 S: 8 P: 11	R: 1 H: 2 E: 0 LOB: 1 K: 0 BB: 0 S: 11 P: 19	1B: 5 SF: 0 2B: 2 SAC: 0 3B: 0 DP: 1 HR: 1 HBP: 0					WP: 0 PA: 39 PB: 1 SB: 0 CS: 0	

PITCHER		IP	WLS	BF	H	R	ER	SO	BB	IBB	HBP	BLK	WP	HR	S	P	ERA	WHIP
59 Brad Mills, L ERA: 3.65	(1, 1)	5.1	W	24	4	3	3	5	4	0	0	0	0	1	53	93	5.06	1.500
47 Luis Perez, L ERA: 3.47	(6, 1)	1.0	H	5	1	0	0	1	0	0	0	0	0	0	12	17	0.00	1.000
51 Jesse Litsch, R ERA: 4.38	(7, 1)	0.2	H	2	0	0	0	1	0	0	0	0	0	0	5	7	0.00	0.000
50 Frank Francisco, R ERA: 4.41	(8, 1)	1.0	H	3	0	0	0	2	0	0	0	0	0	0	8	11	0.00	0.000
60 Jon Rauch, R ERA: 4.53	(9, 1)	1.0	S	5	2	1	1	0	0	0	0	0	0	0	11	19	9.00	2.000

PITCHER	IP	WLS	BF	H	R	ER	SO	BB	IBB	HBP	BLK	WP	HR	S	P	ERA	WHIP

BOTTOM

Toronto Blue Jays @ Baltimore Orioles

Oriole Park at Camden Yards, Baltimore, MD

Fri Aug 05 2011, 7:09 PM - 10:06 PM EDT
Att. 18,770 - Partly Cloudy - 86 F

livebaseballscorecards.com

AB	35
R	4
H	7
RBI	4
BB	4
SO	9
LOB	21

Batter	1	2	3	4	5	6	7	8	9	AB	R	H	RBI	BB	SO	LOB
5 Yunel Escobar, R (1, 6) OBP: 0.383, SLG: 0.442	F FF 91 B KC 76 X FF 92 1-1 G6-3		X FF 91 0-0 F9			C FC 88 H FF 89 1-1 1-2 2-3 HBP		B SI 95 S SI 95 C CU 78 S SI 96 1-3 K		3	0	0	0	0	1	0
14 Eric Thames, L (1, 7) OBP: 0.306, SLG: 0.445	C FF 91 B FF 91 C KC 77 B FF 94 S FF 92 2-3 K			C FF 88 B CH 80 B CH 80 S FF 90 C FF 91 2-3 K		X CH 82 0-0 F9			C FC 89 X FS 82 0-1 G1-3	4	0	0	0	0	2	3
19 José Bautista, R (1, 9) OBP: 0.452, SLG: 0.650	B KC 75 C FF 92 S FC 94 B FF 94 S FF 94 2-3 K			B FF 92 C CH 81 B CH 81 F FF 93 S FF 93 2-3 K		B FC 91 B CH 81 S CH 81 F FF 91 F FF 92 B KC 77 F FC 91 F FF 91 X FC 92 3-2 SF8 3-H			X FF 90 0-0 G6-3	3	0	0	1	0	2	0
26 Adam Lind, L (1, 3) OBP: 0.325, SLG: 0.471		B FC 88 B KC 76 F FC 91 X FF 91 2-1 10 G6-4-3 1B		B KC 77 T CH 82 C FF 92 B KC 78 S FC 91 2-3 K		B CH 81 X CH 82 1-0 G4-3			X FF 89 0-0 F7	4	0	1	0	0	1	2
10 Edwin Encarnación, R (1, 10) OBP: 0.321, SLG: 0.439		C FF 93 B FF 92 F SL 85 X FF 92 1-2 G6-4-3 1-2f			C SL 83 B SL 81 B FF 91 F CH 82 F FF 93 B FC 94 X FF 92 3-2 P4		C FF 88 X FF 89 0-1 28 G3-6-3 1B			3	0	1	0	0	0	1
28 Colby Rasmus, L (1, 8) OBP: 0.324, SLG: 0.416		B KC 76 X FF 91 1-0 HR			B FF 92 X CH 81 1-0 G3		1 SAFE T FF 89 B FF 91 X CH 81 1-1 G3-6-3 1-2f			3	1	1	1	0	0	1
2 Aaron Hill, R (1, 4) OBP: 0.280, SLG: 0.317		F FC 92 X SL 84 0-1 F7			B KC 74 B CH 80 F FF 92 F SL 84 X SL 84 2-2 P4		C FF 90 X SL 85 0-1 G5-3			3	0	0	0	0	0	0
8 José Molina, R (1, 2) OBP: 0.376, SLG: 0.445			F FF 90 F KC 75 X FF 93 0-2 G6-3			C FF 90 B SL 83 F FF 90 B FF 90 B FF 92 B FC 90 4-2 5 HBP 13 1B 19 SF8 BB		B CU 77 F SI 94 B SI 94 B SI 94 X SI 95 3-1 G6-3		2	1	0	0	1	0	0
13 Brett Lawrie, R (1, 5) OBP: 0.429, SLG: 0.429			C FF 91 B KC 77 X FF 93 1-1 G5-3			C SL 82 S FC 92 B FC 92 B FF 91 X FF 89 2-2 5 HBP 1-2 1B		C SI 94 B SI 94 C SI 95 C SI 95 1-3 K		3	0	1	0	0	1	0
Inning Stats	R: 0 E: 0 K: 2 S: 8 H: 0 LOB: 0 BB: 0 P: 13	R: 1 E: 0 K: 0 S: 8 H: 2 LOB: 0 BB: 0 P: 12	R: 0 E: 0 K: 0 S: 6 H: 0 LOB: 0 BB: 0 P: 7	R: 0 E: 0 K: 3 S: 9 H: 0 LOB: 0 BB: 0 P: 15	R: 0 E: 0 K: 0 S: 8 H: 0 LOB: 0 BB: 0 P: 14	R: 1 E: 0 K: 0 S: 14 H: 1 LOB: 2 BB: 1 P: 25	R: 0 E: 0 K: 0 S: 6 H: 1 LOB: 0 BB: 0 P: 7	R: 0 E: 0 K: 2 S: 8 H: 0 LOB: 0 BB: 0 P: 13	R: 0 E: 0 K: 0 S: 4 H: 0 LOB: 0 BB: 0 P: 4	1B: 3 2B: 0 3B: 0 HR: 1	SF: 1 SAC: 0 DP: 2 HBP: 1					

PITCHER		IP	WLS	BF	H	R	ER	SO	BB	IBB	HBP	BLK	WP	HR	S	P	ERA	WHIP
24 Chris Tillman, R ERA: 4.85	(1, 1)	7.0	W	25	4	2	2	5	1	0	1	0	0	1	59	93	2.57	0.714
43 Jim Johnson, R ERA: 2.83	(8, 1)	1.0	H	3	0	0	0	2	0	0	0	0	0	0	8	13	0.00	0.000
63 Kevin Gregg, R ERA: 3.56	(9, 1)	1.0		3	0	0	0	0	0	0	0	0	0	0	4	4	0.00	0.000

PITCHER	IP	WLS	BF	H	R	ER	SO	BB	IBB	HBP	BLK	WP	HR	S	P	ERA	WHIP

TOP

Toronto Blue Jays @ Baltimore Orioles

Oriole Park at Camden Yards, Baltimore, MD

Sat Aug 06 2011, 8:17 PM - 10:25 PM EDT

Att. 19,396 - Overcast - 79 F

livebaseballscorecards.com

AB	28
R	2
H	4
RBI	2
BB	1
SO	7
LOB	7

WP: 0	PB: 0	SB: 0	CS: 0	PA:	31

BOTTOM

Batter	1	2	3	4	5	6	7	8	9	AB	R	H	RBI	BB	SO	LOB
11 Robert Andino, R (1, 6) OBP: 0.345, SLG: 0.333	X FF 93 0-0 ① F7			C FF 93 F FF 94 B FF 96 F FF 97 X FF 97 1-2 ① G4-3		B FF 92 B FF 94 S SL 87 X FF 95 2-1 E6 10 HR 1-2 3-H		1 SAFE F FF 94 H FF 94 1-1 21 E 10 1B 1-2 HBP		3	2	0	1	0	0	1
21 Nick Markakis, L (1, 9) OBP: 0.339, SLG: 0.392	C FF 92 B FF 93 X SL 87 1-1 ② F8			C FF 96 F SL 89 F SL 90 X SI 97 0-2 ② P6		B FF 91 X FF 95 1-0 ② P5		X SI 90 0-0 ② F8 1-2 2-H		4	0	0	0	0	0	3
10 Adam Jones, R (1, 8) OBP: 0.333, SLG: 0.495	C FF 94 S FF 94 F FF 95 X SL 88 0-2 ③ G4-3			B FF 96 S SL 88 X FF 96 1-1 ③ G6-3		S FF 96 X FF 95 0-1 1-H 2-H HR		C FF 94 X FF 93 0-1 27 PO 2-H 1B		4	1	2	4	0	0	0
27 Vladimir Guerrero, R (1, 10) OBP: 0.318, SLG: 0.397		C FF 92 B KC 80 X FF 94 1-1 ① G6-3			X FF 93 0-0 ① F8	B SL 87 S SL 87 X FF 96 1-1 ③ P4		S SL 79 1 SAFE 0-1 ③ PO 1-2		3	0	0	0	0	0	0
32 Matt Wieters, S (1, 2) OBP: 0.311, SLG: 0.388		B FS 84 S FF 93 S FF 94 B FF 96 S FF 96 2-3 ② K			S SL 86 F SL 88 F SL 91 B SL 90 B SL 90 X FF 97 2-2 ② P5		F FS 85 X FF 94 0-1 ① F7			3	0	0	0	0	1	0
12 Mark Reynolds, R (1, 3) OBP: 0.329, SLG: 0.469		S FF 95 C FF 96 F FF 98 B FF 96 S SL 90 1-3 ③ K			C SL 88 B FF 94 B FF 95 S SL 88 F FF 97 C FF 97 2-3 ③ K		B SL 86 F FF 94 C FF 95 S SL 87 1-3 ② K			3	0	0	0	0	3	0
14 Nolan Reimold, R (1, 7) OBP: 0.307, SLG: 0.398			C SL 87 X SL 88 0-1 ① G5-3			B SL 85 F FF 95 B FF 95 B SL 86 X FF 94 3-1 28 1B 11 E 1B	X SL 86 0-0 ③ G6-3			3	1	1	0	0	0	0
50 Josh Bell, S (1, 5) OBP: 0.167, SLG: 0.118			F FS 86 F FF 95 B FF 97 S SL 91 1-3 ② K			T FF 93 1 SAFE B FF 92 X SL 85 1-1 ① F8		B SL 86 F FF 94 S FF 95 F FF 97 B SL 90 B SL 88 B SL 88 4-2 11 HBP 21 E BB		2	1	0	0	1	1	1
28 Blake Davis, L (1, 4) OBP: 0.321, SLG: 0.320			F FF 95 F FF 96 F FF 97 C FF 98 0-3 ③ K			1 SAFE B FF 93 F FF 93 X SL 84 1-1 11 E 10 HR 1-3 1B		1 SAFE X FF 93 0-0 ① B3		3	1	1	0	0	1	1
Inning Stats	R: 0 E: 0 K: 0 S: 7 H: 0 LOB: 0 BB: 0 P: 8	R: 0 E: 0 K: 2 S: 9 H: 0 LOB: 0 BB: 0 P: 13	R: 0 E: 0 K: 2 S: 9 H: 0 LOB: 0 BB: 0 P: 10	R: 0 E: 0 K: 0 S: 10 H: 0 LOB: 0 BB: 0 P: 12	R: 0 E: 0 K: 1 S: 9 H: 0 LOB: 0 BB: 0 P: 13	R: 4 E: 1 K: 0 S: 13 H: 3 LOB: 0 BB: 0 P: 22	R: 0 E: 0 K: 1 S: 6 H: 0 LOB: 0 BB: 0 P: 7	R: 2 E: 1 K: 0 S: 9 H: 1 LOB: 0 BB: 1 P: 14		1B: 3 2B: 0 3B: 0 HR: 1 SF: 0 SAC: 0 DP: 0 HBP: 1						

PITCHER		IP	WLS	BF	H	R	ER	SO	BB	IBB	HBP	BLK	WP	HR	S	P	ERA	WHIP
23 Brandon Morrow, R ERA: 4.51	(1, 1)	7.2	L	30	4	6	3	6	1	0	1	0	0	1	71	98	3.52	0.652
57 Shawn Camp, R ERA: 5.1	(8, 1)	0.1		0	0	0	0	0	0	0	0	0	0	0	1	1	0.00	0.000

PITCHER	IP	WLS	BF	H	R	ER	SO	BB	IBB	HBP	BLK	WP	HR	S	P	ERA	WHIP

Toronto Blue Jays @ Baltimore Orioles

Oriole Park at Camden Yards, Baltimore, MD

Sat Aug 06 2011, 8:17 PM - 10:25 PM EDT

Att. 19,396 - Overcast - 79 F

livebaseballscorecards.com

AB	28
R	6
H	4
RBI	5
BB	1
SO	6
LOB	6

WP: 0 PA: 31
PB: 0
SB: 0
CS: 0

Batter	1	2	3	4	5	6	7	8	9	AB	R	H	RBI	BB	SO	LOB
11 Rajai Davis, R (1, 7) OBP: 0.272, SLG: 0.350	B FF 94 X FF 92 1-0 ① P2		1 SAFE L CU 76 B SI 92 1 SAFE X CU 78 1-1 E5 19 S 19 2B 1-2	X SI 94 0-0 ② G4-3		C SL 85 B SL 85 B FF 92 B SI 91 F FF 91 C SL 85 3-3 ③ K		S SL 86 C SL 85 X SL 84 0-2 ③ G5-3		5	1	0	0	0	1	4
5 Yunel Escobar, R (1, 6) OBP: 0.381, SLG: 0.439	B SI 94 B FF 94 X FF 93 2-0 1B		X CU 78 0-0 ② F8 2-3	C FF 94 X CU 79 0-1 ③ G6-3			B SI 90 X FF 91 1-0 ① G6-3		C SL 83 X SI 90 0-1 ① G6-3	5	0	1	0	0	0	3
19 José Bautista, R (1, 9) OBP: 0.450, SLG: 0.646	F FF 94 1 SAFE B CU 78 B CU 77 B FF 94 F FF 94 F FF 94 C CU 77 3-3 ② K		1 SAFE C CU 77 B CU 81 X FC 91 1-1 1-H 3-H 2B		X FF 94 0-0 ① F9		B FF 91 B SL 85 X FF 90 2-0 ② F9		C FF 90 C FF 91 F FF 91 S SL 85 0-3 ② K	5	0	1	2	0	2	1
26 Adam Lind, L (1, 10) OBP: 0.321, SLG: 0.464	B FF 94 B FS 84 1 SAFE X FS 85 2-0 ③ G3		X FF 94 0-0 ③ F7		F FF 93 B FS 85 B FF 94 F FS 84 F FS 84 S CU 78 2-3 ② K		C FF 93 F CH 86 B FF 92 S CH 86 1-3 ③ K		B FF 92 X FF 92 1-0 ③ G1-3	5	0	0	0	0	2	2
10 Edwin Encarnación, R (1, 3) OBP: 0.326, SLG: 0.446		B FF 94 C CU 76 S CU 78 B FF 94 B CU 78 X FF 94 3-2 ① F8		B FF 91 F CU 75 F SI 94 B CU 82 F FS 84 X FF 94 2-2 28 2B 9 2B 1B	B FF 95 B FF 93 B SI 94 C FF 94 X FF 94 3-1 2B			B FF 91 B SI 91 X SI 91 2-0 28 1B 6 1B 1B		4	2	3	0	0	0	0
28 Colby Rasmus, L (1, 8)		B FF 94 B FS 85 X SI 94 2-0 ② F7		C CU 75 B FS 82 X CU 75 1-1 1-3 9 2B 2B	C FF 93 S FS 83 S FS 84 0-3 ③ K			B SI 90 C FF 91 B FF 90 X SI 91 2-1 6 1B 1-2 13 FC1-2 1B		4	1	2	0	0	1	1
9 J.P. Arencibia, R (1, 2) OBP: 0.280, SLG: 0.452		B CU 77 S CU 77 F FF 94 B CU 81 F CU 79 F CU 78 X FF 93 2-2 ③ P2		C CU 79 B CU 81 X CU 82 1-1 6 2B 2-H 3-H 2B		F FF 92 S FS 84 F FF 94 B CU 78 B CU 77 F CU 79 X CU 79 2-2 ① L7		C SL 84 F SL 85 B SL 86 F SI 90 B SL 86 F SI 85 F SI 90 S CH 85 2-3 ① K		4	1	1	2	0	1	2
6 John McDonald, R (1, 4) OBP: 0.274, SLG: 0.327			C FF 94 S CU 75 B FC 89 X CU 78 1-2 ① P6	X FC 89 0-0 13 F8 2-H 2B		C FF 94 X CU 80 0-1 13 CS 1B		X SL 83 0-0 13 FC1-2 1-3 2-H 1B		4	0	3	2	0	0	0
13 Brett Lawrie, R (1, 5) OBP: 0.455, SLG: 0.727			C FF 93 B CU 80 B CU 79 X FF 94 2-1 5 F8 11 E 19 2B 1B	B SI 94 F FF 94 S FS 84 B FS 83 F CU 79 X CU 81 2-2 ① F8 2-3		B CU 79 1 SAFE S SI 94 B FS 83 X FF 94 2-1 ② 1-2 HR		B FF 90 X SI 90 1-0 ② FC1-2 1-2 3-H		4	2	2	1	0	0	3
Inning Stats	R: 0 E: 0 K: 1 S: 7 H: 1 LOB: 1 BB: 0 P: 15	R: 0 E: 0 K: 0 S: 9 H: 0 LOB: 0 BB: 0 P: 16	R: 2 E: 1 K: 0 S: 11 H: 2 LOB: 1 BB: 0 P: 16	R: 3 E: 0 K: 0 S: 16 H: 4 LOB: 1 BB: 0 P: 22	R: 0 E: 0 K: 2 S: 10 H: 1 LOB: 1 BB: 0 P: 15	R: 1 E: 0 K: 1 S: 12 H: 2 LOB: 0 BB: 0 P: 19	R: 0 E: 0 K: 1 S: 5 H: 0 LOB: 0 BB: 0 P: 9	R: 1 E: 0 K: 1 S: 14 H: 3 LOB: 2 BB: 0 P: 21	R: 0 E: 0 K: 1 S: 7 H: 0 LOB: 0 BB: 0 P: 8	1B: 7 2B: 5 3B: 0 HR: 1 SF: 0 SAC: 0 DP: 0 HBP: 0						

TOP

Toronto Blue Jays @ Baltimore Orioles

Oriole Park at Camden Yards, Baltimore, MD

Sun Aug 07 2011, 1:38 PM - 4:03 PM EDT
Att. 13,824 - Partly Cloudy - 93 F

livebaseballscorecards.com

AB	40
R	7
H	13
RBI	7
BB	0
SO	7
LOB	16

WP: 0 PA: 40
PB: 0
SB: 1
CS: 1

PITCHER		IP	WLS	BF	H	R	ER	SO	BB	IBB	HBP	BLK	WP	HR	S	P	ERA	WHIP
55 Alfredo Simon, R ERA: 4.08	(1, 1)	5.2	L	27	10	6	4	3	0	0	0	0	0	1	62	97	6.35	1.765
35 Brad Bergesen, R ERA: 5.66	(6, 1)	3.0		12	3	1	1	4	0	0	0	0	0	0	28	42	3.00	1.000
51 Michael Gonzalez, L ERA: 5.3	(9, 1)	0.1		1	0	0	0	0	0	0	0	0	0	0	1	2	0.00	0.000

PITCHER	IP	WLS	BF	H	R	ER	SO	BB	IBB	HBP	BLK	WP	HR	S	P	ERA	WHIP

BOTTOM

Batter	1	2	3	4	5	6	7	8	9	AB	R	H	RBI	BB	SO	LOB
11 Robert Andino, R (1, 6) OBP: 0.343, SLG: 0.336	C FF 89 F FF 89 F SI 92 X CH 86 0-2 ① G5-3			C FF 88 X FF 91 0-1 10 G6-4-3 2B		B CH 82 F FF 88 B CU 76 X SI 90 2-1 ② G4-3		F CH 83 D CH 84 X SI 93 1-1 ③ G5-3		4	0	1	0	0	0	1
21 Nick Markakis, L (1, 9) OBP: 0.340, SLG: 0.392	B FF 90 F SI 90 F SI 91 S CH 86 1-3 ② K			H SI 88 1-0 10 G6-4-3 HBP		C FF 90 X SI 90 0-1 ③ G4-3			B FC 90 B FF 91 F FC 91 X FC 90 2-1 27 G1-4-3 1B	3	0	1	0	0	1	0
10 Adam Jones, R (1, 8) OBP: 0.330, SLG: 0.491	B FF 90 S FF 91 B FF 92 F FF 92 S FF 92 2-3 ③ K			D SI 91 C SI 91 F FF 92 X CU 75 1-2 ①② G6-4-3 1-2f 2-3			C SI 90 X FF 91 0-1 ① G3		F SI 91 S FF 91 F FC 91 F FF 90 F FC 90 B FC 92 S CU 78 1-3 ① K	4	0	0	0	0	2	3
27 Vladimir Guerrero, R (1, 10) OBP: 0.314, SLG: 0.393		X FF 89 0-0 ① G5-3		X FF 92 0-0 ③ L8			C FF 92 F SI 92 X CU 76 0-2 ② G4-3		F FC 90 S FF 92 X CU 77 0-2 ②③ G1-4-3 1-2f	4	0	0	0	0	0	2
12 Mark Reynolds, R (1, 3) OBP: 0.332, SLG: 0.486		C SI 90 B CH 84 B SI 91 F SI 91 X SI 92 2-2 ② F9			C FF 88 F FF 90 F CU 76 B CU 76 F SI 94 B CH 84 B CU 74 X SI 91 3-2 HR		X SI 90 0-0 HR			3	2	2	2	0	0	0
14 Nolan Reimold, R (1, 7) OBP: 0.301, SLG: 0.389		C SI 90 X SI 91 0-1 ③ G5-3			F CH 84 X CH 85 0-1 ① G1-3		C FF 94 B FF 93 B CU 75 F FF 93 F CH 85 B FF 93 X FF 92 3-2 ③ G5-3			3	0	0	0	0	0	0
15 Craig Tatum, R (1, 2) OBP: 0.308, SLG: 0.277			X SI 88 0-0 ① F8		B SI 94 S CH 85 B SI 91 S FF 92 F FF 92 B FF 93 S FF 93 3-3 ② K			S CH 81 B SI 91 B SI 90 F FF 90 F FF 93 X CH 83 2-2 ① G5-3		3	0	0	0	0	1	0
50 Josh Bell, S (1, 5) OBP: 0.143, SLG: 0.100			C SI 89 F FF 91 C CU 75 0-3 ② K		F FF 92 S FF 91 S FF 94 0-3 ③ K			B CH 83 C FF 91 S CH 83 X CH 82 1-2 ② G4-3		3	0	0	0	0	2	0
3 Cesar Izturis, S (1, 4) OBP: 0.250, SLG: 0.200 28 Blake Davis, L (5, 4) OBP: 0.328, SLG: 0.346			F FF 90 X FF 93 0-1 ③ G1-3			X SI 90 0-0 ① F8		C SI 91 B CH 81 F FF 90 B SL 84 B FF 93 X FF 92 3-2 2B		1 2	0 0	0 1	0 0	0 0	0 0	0 0
Inning Stats	R: 0 E: 0 K: 2 S: 10 H: 0 LOB: 0 BB: 0 P: 13	R: 0 E: 0 K: 0 S: 6 H: 0 LOB: 0 BB: 0 P: 8	R: 0 E: 0 K: 1 S: 6 H: 0 LOB: 0 BB: 0 P: 6	R: 0 E: 0 K: 0 S: 6 H: 1 LOB: 1 BB: 0 P: 8	R: 1 E: 0 K: 2 S: 14 H: 1 LOB: 0 BB: 0 P: 20	R: 0 E: 0 K: 0 S: 5 H: 0 LOB: 0 BB: 0 P: 7	R: 1 E: 0 K: 0 S: 10 H: 1 LOB: 0 BB: 0 P: 13	R: 0 E: 0 K: 0 S: 12 H: 1 LOB: 1 BB: 0 P: 19	R: 0 E: 0 K: 1 S: 11 H: 1 LOB: 0 BB: 0 P: 14	1B: 1 2B: 2 3B: 0 HR: 2	SF: 0 SAC: 0 DP: 2 HBP: 1	WP: 0 PB: 0 SB: 0 CS: 0	PA: 31			

PITCHER		IP	WLS	BF	H	R	ER	SO	BB	IBB	HBP	BLK	WP	HR	S	P	ERA	WHIP
24 Ricky Romero, L ERA: 2.94	(1, 1)	8.0	W	28	4	2	2	5	0	0	1	0	0	2	69	94	2.25	0.500
44 Casey Janssen, R ERA: 2.6	(9, 1)	1.0		3	1	0	0	1	0	0	0	0	0	0	11	14	0.00	1.000

PITCHER	IP	WLS	BF	H	R	ER	SO	BB	IBB	HBP	BLK	WP	HR	S	P	ERA	WHIP

Toronto Blue Jays @ Baltimore Orioles

Oriole Park at Camden Yards, Baltimore, MD

Sun Aug 07 2011, 1:38 PM - 4:03 PM EDT

Att. 13,824 - Partly Cloudy - 93 F

livebaseballscorecards.com

AB	30
R	2
H	5
RBI	2
BB	0
SO	6
LOB	6

Oakland Athletics @ Toronto Blue Jays

Rogers Centre, Toronto, ON

Tue Aug 09 2011, 7:10 PM - 9:39 PM EDT

Att. 20,521 - Partly Cloudy - 75 F

livebaseballscorecards.com

TOP

Batter	1	2	3	4	5	6	7	8	9	AB	R	H	RBI	BB	SO	LOB
19 Jemile Weeks, S (1, 4) OBP: 0.321, SLG: 0.400	C FF 87 B FF 89 B FF 88 F FF 89 B CH 82 X FF 90 3-2 ① P6		C FF 89 X FF 89 0-1 1-3 1B		C SI 89 X CH 79 0-1 ③ G5-3		B SI 88 B FF 90 C FF 90 C CH 80 B SL 82 X FF 91 3-2 ③ G5-3		B SI 89 C CH 84 C SI 88 X SL 81 1-2 ③ F9	5	0	1	0	0	0	3
2 Cliff Pennington, S (1, 6) OBP: 0.311, SLG: 0.351	C FF 89 F SI 89 X SI 88 0-2 ② G6-3		B SI 89 F FF 91 F SL 83 F SL 83 S CH 81 1-3 ③ K2-3			B FF 88 C FF 88 X FF 87 1-1 16 HR 1B		B SI 93 B SI 92 C SI 93 B FF 92 X FF 93 3-1 ① F9		4	1	1	0	0	1	2
55 Hideki Matsui, L (1, 10) OBP: 0.335, SLG: 0.415	C FF 88 C CH 81 X SI 88 0-2 ③ F8			S CH 78 F SL 81 F FF 89 X CH 81 0-2 ① F8		B FF 87 C FF 89 S CH 82 F FF 88 F FF 89 B SL 82 S SL 78 2-3 ① K		C SI 93 B CH 84 F FF 93 X FF 92 1-2 ② G4-3		4	0	0	0	0	1	1
16 Josh Willingham, R (1, 7) OBP: 0.331, SLG: 0.468		B FF 86 S CH 79 S SI 87 B SL 83 B SL 81 S FF 88 3-3 ① K		C FF 88 H FF 89 1-1 HBP		S CH 78 1 SAFE X CH 79 0-1 1-H HR		B SI 92 B FF 92 X FF 93 2-0 ③ F8		3	1	1	2	0	1	0
28 Conor Jackson, R (1, 3) OBP: 0.327, SLG: 0.351		B CH 79 S FF 88 F FF 89 X FF 89 1-2 ② G1-3		B SI 88 B CH 77 B SI 88 C FF 89 X SI 89 3-1 ② F9		C FF 88 F FF 89 X SI 90 0-2 ② F9			C SI 91 F SI 92 B FF 92 B CH 82 X FF 93 2-2 ① G4-3	4	0	0	0	0	0	1
12 David DeJesus, L (1, 9) OBP: 0.313, SLG: 0.364		C SI 88 C FF 89 X FF 90 0-2 ③ F9		B CH 82 B SL 81 1 SAFE C FF 88 F SI 88 X CH 85 2-2 ③ F7		C FF 89 F CH 88 B SI 90 S CH 81 1-3 ③ K			H FF 94 1-0 8 1B 15 1B HBP	3	1	0	0	0	1	1
8 Kurt Suzuki, R (1, 2) OBP: 0.290, SLG: 0.374			C FF 88 X FF 88 0-1 ① G6-3		C CH 78 X SI 87 0-1 ① G4-3		C CH 84 C SI 86 B CH 77 F FF 87 X SL 80 1-2 HR		1 SAFE X CH 82 0-0 15 1B 1-2 1B	4	1	2	1	0	0	0
15 Ryan Sweeney, L (1, 8) OBP: 0.367, SLG: 0.371			C FF 88 X SL 82 0-1 ② G3		B CH 82 B SI 88 C FF 88 B CU 77 C SI 88 B CH 87 4-2 BB		B FF 87 B FF 88 C CH 82 X CH 79 2-1 ① L3		C CH 83 X CH 83 0-1 1-2 2-H 1B	3	0	1	1	1	0	0
29 Scott Sizemore, R (1, 5) OBP: 0.344, SLG: 0.350			C FF 88 B SL 81 B CH 81 C SI 88 B SL 83 F SI 90 B FF 90 4-2 19 1B BB		C SI 86 X FF 90 0-1 ② L6		C FF 88 C SI 88 S FF 90 0-3 ② K		X SI 89 0-0 ② F9	3	0	0	0	1	1	3
Inning Stats	R: 0 E: 0 K: 0 S: 9 H: 0 LOB: 0 BB: 0 P: 12	R: 0 E: 0 K: 1 S: 9 H: 0 LOB: 0 BB: 0 P: 13	R: 0 E: 0 K: 1 S: 13 H: 1 LOB: 2 BB: 1 P: 18	R: 0 E: 0 K: 0 S: 10 H: 0 LOB: 0 BB: 0 P: 16	R: 0 E: 0 K: 0 S: 8 H: 0 LOB: 1 BB: 1 P: 12	R: 2 E: 0 K: 2 S: 15 H: 2 LOB: 0 BB: 0 P: 19	R: 1 E: 0 K: 1 S: 12 H: 1 LOB: 0 BB: 0 P: 18	R: 0 E: 0 K: 0 S: 6 H: 0 LOB: 0 BB: 0 P: 12	R: 1 E: 0 K: 0 S: 10 H: 2 LOB: 2 BB: 0 P: 14	1B: 4 2B: 0 3B: 0 HR: 2	SF: 0 SAC: 0 DP: 0 HBP: 2						

	AB	33
	R	4
	H	6
	RBI	4
	BB	2
	SO	5
	LOB	11

PITCHER		IP	WLS	BF	H	R	ER	SO	BB	IBB	HBP	BLK	WP	HR	S	P	ERA	WHIP
27 Brett Cecil, L ERA: 4.31	(1, 1)	7.0	L	28	4	3	3	5	2	0	1	0	0	2	76	108	3.86	0.857
47 Luis Perez, L ERA: 3.58	(8, 1)	1.1		5	0	1	1	0	0	0	1	0	0	0	9	18	6.75	0.000
57 Shawn Camp, R ERA: 5.03	(9, 1)	0.2		4	2	0	0	0	0	0	0	0	0	0	7	8	0.00	3.000

PITCHER		IP	WLS	BF	H	R	ER	SO	BB	IBB	HBP	BLK	WP	HR	S	P	ERA	WHIP

WP: 0 PB: 0 SB: 0 CS: 0 PA: 37

Batter	1	2	3	4	5	6	7	8	9	AB	R	H	RBI	BB	SO	LOB
5 Yunel Escobar, R (1, 6) OBP: 0.382, SLG: 0.440	X CH 86 0-0 1B		B FF 89 C SL 83 F FF 91 X SL 84 1-2 14 FC3-6 1B		F FF 92 X FF 93 0-1 ③ L4			B FF 94 C SI 94 B SI 94 X FF 93 2-1 ① G5-3		4	0	2	0	0	0	0
14 Eric Thames, L (1, 7) OBP: 0.305, SLG: 0.446	X CH 84 0-0 ① F8		B FF 91 1 SAFE F FF 91 X SL 83 1-1 ① FC3-6 19 G1-4-3 1-2f			F FF 88 B FF 89 F FF 91 F SL 83 F FF 95 S FF 94 1-3 ① K		C FF 93 F FF 92 F FF 94 B FF 94 X FF 93 1-2 19 G6-3 2B		4	0	1	0	0	1	2
19 José Bautista, R (1, 9) OBP: 0.446, SLG: 0.639	F SL 81 S FF 92 B FF 93 F SL 84 X FF 94 1-2 ② P5		C FF 93 X SL 84 0-1 ② ③ G1-4-3 1-2f			B SL 85 S SL 86 B SL 85 B FF 95 C FF 94 S SL 87 3-3 ② K		X SL 87 0-0 ② G6-3 2-3		4	0	0	0	0	1	3
26 Adam Lind, L (1, 3) OBP: 0.318, SLG: 0.459	C SL 84 D FF 90 B SL 82 B FF 93 F SL 85 S FF 94 3-3 ③ K			B FF 90 B FF 90 S FF 92 X SL 84 2-1 ① F7		B SL 85 S SL 86 F SL 94 F FF 95 F FF 96 S SL 86 1-3 ③ K		C FF 93 B FF 93 F SI 93 B FF 93 X FF 93 2-2 ③ L7		4	0	0	0	0	2	2
10 Edwin Encarnación, R (1, 10) OBP: 0.333, SLG: 0.459 20 Mark Teahen, L (9, PR) OBP: 0.273, SLG: 0.300		B SI 89 B CH 84 C FF 90 X SL 84 2-1 HR		C FF 91 C SL 85 F FF 95 X SL 86 0-2 1B			B FF 89 B FF 92 B FF 92 B FF 92 4-0 28 1B BB		B FF 94 B FF 94 B FF 92 B FF 92 4-0 9 DI BB	2 0	1 0	2 0	1 0	2 0	0 0	0 0
28 Colby Rasmus, L (1, 8) OBP: 0.325, SLG: 0.418		X FF 94 0-0 ① P6		C FF 91 S SL 83 B FF 94 F FF 93 F SL 83 X FF 93 1-2 ② F7			X CH 82 0-0 1-3 1B		B FF 92 F FF 93 F FF 93 F FC 87 B FF 94 F FC 87 B FF 94 X FF 93 3-2 ① F8	4	0	1	0	0	0	2
2 Aaron Hill, R (1, 4) OBP: 0.277, SLG: 0.313		B FF 92 C SL 83 X FF 92 1-1 ② P3		B FF 91 1 SAFE F FF 92 X SL 83 1-1 ③ F7			B FF 92 X FF 92 1-0 ① P4		C FF 94 F FF 94 X FC 86 0-2 ② F9	4	0	0	0	0	0	4
9 J.P. Arencibia, R (1, 2) OBP: 0.280, SLG: 0.447		C SL 83 B FF 92 B FF 92 B SL 84 C FF 94 F FF 96 B FF 94 4-2 BB			C FF 89 B FF 92 F SL 83 F FF 94 B FF 93 F CH 84 B SL 84 S SL 84 3-3 ① K		F FF 92 S FF 93 B FF 94 S SL 85 1-3 ② K		B FF 93 F FF 93 X FF 92 1-1 ③ F9 1-2	3	0	0	0	1	2	3
13 Brett Lawrie, R (1, 5) OBP: 0.357, SLG: 0.571		C FF 93 S SL 84 S SL 85 0-3 ③ K			C SL 84 S FF 93 B SL 87 B SL 86 X FF 95 2-2 ② F8		C SL 86 B SL 84 B SL 86 C FF 94 B SL 84 S SL 86 3-3 ③ K			3	0	0	0	0	2	3
Inning Stats	R: 0 E: 0 K: 1 S: 9 H: 1 LOB: 1 BB: 0 P: 13	R: 1 E: 0 K: 1 S: 11 H: 1 LOB: 1 BB: 1 P: 18	R: 0 E: 0 K: 0 S: 7 H: 1 LOB: 0 BB: 0 P: 9	R: 0 E: 0 K: 0 S: 13 H: 1 LOB: 1 BB: 0 P: 17	R: 0 E: 0 K: 1 S: 10 H: 0 LOB: 0 BB: 0 P: 15	R: 0 E: 0 K: 3 S: 13 H: 0 LOB: 0 BB: 0 P: 18	R: 0 E: 0 K: 2 S: 8 H: 1 LOB: 2 BB: 1 P: 17	R: 0 E: 0 K: 0 S: 10 H: 1 LOB: 1 BB: 0 P: 15	R: 0 E: 0 K: 0 S: 10 H: 0 LOB: 2 BB: 1 P: 18	1B: 4 2B: 1 3B: 0 HR: 1 SF: 0 SAC: 0 DP: 1 HBP: 0						

PITCHER		IP	WLS	BF	H	R	ER	SO	BB	IBB	HBP	BLK	WP	HR	S	P	ERA	WHIP
18 Rich Harden, R ERA: 4.07	(1, 1)	7.0	W	27	5	1	1	8	2	0	0	0	0	1	71	107	1.29	1.000
50 Grant Balfour, R ERA: 2.15	(8, 1)	1.0	H	4	1	0	0	0	0	0	0	0	0	0	10	15	0.00	1.000
40 Andrew Bailey, R ERA: 1.85	(9, 1)	1.0	S	4	0	0	0	0	1	0	0	0	0	0	10	18	0.00	1.000

PITCHER	IP	WLS	BF	H	R	ER	SO	BB	IBB	HBP	BLK	WP	HR	S	P	ERA	WHIP

BOTTOM

Oakland Athletics @ Toronto Blue Jays

Rogers Centre, Toronto, ON

Tue Aug 09 2011, 7:10 PM - 9:39 PM EDT

Att. 20,521 - Partly Cloudy - 75 F

livebaseballscorecards.com

AB	32
R	1
H	6
RBI	1
BB	3
SO	8
LOB	19

Batter	1	2	3	4	5	6	7	8	9	AB	R	H	RBI	BB	SO	LOB
19 Jemile Weeks, S (1, 4) OBP: 0.318, SLG: 0.396	C SI 96 F SI 96 B SI 89 X FF 97 1-2 G6-3		F FF 94 S CH 86 B CH 86 F SI 95 F CH 87 C CH 86 1-3 ① K	C SI 93 T FF 92 B CH 85 X CH 86 1-2 ③ F8		C FC 89 B FC 90 X CU 76 1-1 1-2 2-3 1B		C FC 88 X CH 81 0-1 ② ③ G4-6-3 1-2f		5	0	1	0	0	1	2
2 Cliff Pennington, S (1, 6) OBP: 0.308, SLG: 0.346	B SI 96 F SI 95 X SI 96 1-1 E4 16 1B		S SI 94 C SI 94 B CH 87 B CH 87 T SI 95 2-2 ② K		B SI 93 X SI 93 1-0 ① L9	C FF 91 F FC 90 B FC 90 S FC 90 1-3 ③ K			C FC 88 F FC 88 X SI 89 0-2 ① F8	5	0	0	0	0	2	3
55 Hideki Matsui, L (1, 10) OBP: 0.336, SLG: 0.412	B SI 95 X SI 95 1-0 ② L8		B CH 86 X SI 94 1-0 ③ F8		C FF 95 B SI 94 B CH 84 B SI 92 H SI 94 4-1 HBP		B FF 87 C SI 88 B SI 88 B SL 76 B FF 89 4-1 12 1B BB		B SI 89 B SI 88 B FC 88 C FC 88 F FC 86 C FF 86 3-3 ② K	3	0	0	0	1	1	1
16 Josh Willingham, R (1, 7) OBP: 0.332, SLG: 0.476	B FF 95 S SI 95 1 SAFE B SI 94 X SI 96 2-1 1-2 1B			B SI 95 F SI 93 B FF 95 F SI 93 F CH 86 C SL 79 2-3 ① K	X SI 94 0-0 ② F8		C SI 88 C SI 88 D CH 78 B SL 77 F SI 88 B SL 76 X FF 88 3-2 ① P5		C FC 90 B SI 89 B SI 89 X FC 87 2-1 HR	5	1	2	1	0	1	2
12 David DeJesus, L (1, 9) OBP: 0.314, SLG: 0.374	B SI 95 X SI 94 1-0 ③ G4-3			B SI 92 B SI 95 B FF 93 C FF 95 X SI 94 3-1 HR	C FF 93 X CH 86 0-1 ③ G1-3		X FF 87 0-0 1-2 1B		C FF 89 C CH 81 X CU 79 0-2 ③ G3	5	1	2	1	0	0	3
28 Conor Jackson, R (1, 3) OBP: 0.329, SLG: 0.353		B FF 94 B SI 94 B SI 92 C FF 94 X SI 94 3-1 8 G6-4-3 15 BB 1B		B CH 86 C SI 95 X FF 94 1-1 15 2B 1B		B CH 86 C SI 92 X SL 82 1-1 ① G5-3	S FC 88 F SL 83 S FC 90 0-3 ② K			4	1	2	0	0	1	2
15 Ryan Sweeney, L (1, 8) OBP: 0.369, SLG: 0.375		B SI 94 B CH 86 B SI 93 C SI 94 B SI 94 4-1 8 G6-4-3 1-2 BB	C SI 93 B SI 93 B CH 86 X SI 93 2-1 8 PB 29 1B 1-H 2B			B FF 93 C SI 92 C SI 94 X FF 93 1-2 ② G4-3	B FC 90 C FC 89 X SL 83 1-1 ③ G1-3			3	1	1	1	1	0	2
8 Kurt Suzuki, R (1, 2) OBP: 0.292, SLG: 0.375		C SI 94 B SI 95 C SI 94 X SI 95 1-2 ① ② G6-4-3 1-2f 2-3	C SI 94 B CH 86 S CH 86 B FF 94 D SL 84 S CH 84 3-3 ② K 2-3			B SI 93 F SI 93 F FF 93 X FF 92 1-2 19 1B 29 1B 1B		F FC 88 X SI 88 0-1 19 G4-6-3 1B		4	0	2	0	0	1	3
29 Scott Sizemore, R (1, 5) OBP: 0.346, SLG: 0.352		X SI 95 0-0 ③ P4	X SI 95 0-0 3-H 1B			F CH 85 F CH 84 F SL 82 F SL 84 B SI 95 F CH 85 F SL 83 B SI 94 F SI 94 2-2 F SL 85 X SI 93 19 1B 1-2 1B		B CH 83 X SL 81 1-0 ① L7		4	0	2	1	0	0	2
Inning Stats	R: 0 E: 1 K: 0 S: 9 H: 1 LOB: 2 BB: 0 P: 15	R: 0 E: 0 K: 0 S: 7 H: 1 LOB: 1 BB: 1 P: 15	R: 0 E: 0 K: 2 S: 9 H: 0 LOB: 0 BB: 0 P: 13	R: 3 E: 0 K: 2 S: 17 H: 4 LOB: 1 BB: 0 P: 29	R: 0 E: 0 K: 0 S: 5 H: 0 LOB: 1 BB: 0 P: 10	R: 0 E: 0 K: 1 S: 22 H: 3 LOB: 3 BB: 0 P: 29	R: 0 E: 0 K: 1 S: 11 H: 1 LOB: 2 BB: 1 P: 19	R: 0 E: 0 K: 0 S: 5 H: 1 LOB: 0 BB: 0 P: 6	R: 1 E: 0 K: 1 S: 11 H: 1 LOB: 0 BB: 0 P: 16	1B: 9 2B: 1 3B: 0 HR: 2 SF: 0 SAC: 0 DP: 2 HBP: 1						

TOP

Oakland Athletics @ Toronto Blue Jays

Rogers Centre, Toronto, ON

Wed Aug 10 2011, 7:09 PM - 10:09 PM EDT

Att. 19,541 - Partly Cloudy - 73 F

livebaseballscorecards.com

AB	38
R	4
H	12
RBI	4
BB	2
SO	7
LOB	20

PITCHER		IP	WLS	BF	H	R	ER	SO	BB	IBB	HBP	BLK	WP	HR	S	P	ERA	WHIP	PITCHER	IP	WLS	BF	H	R	ER	SO	BB	IBB	HBP	BLK	WP	HR	S	P	ERA	WHIP
37 Henderson Alvarez III, R ERA: 4.76	(1, 1)	5.2		27	8	3	3	4	1	0	1	0	0	1	64	104	4.76	1.588																	
44 Casey Janssen, R ERA: 2.57	(6, 1)	0.1	W	2	1	0	0	1	0	0	0	0	0	0	5	7	0.00	3.000																	
43 Trever Miller, L ERA: 4.24	(7, 1)	0.1	H	3	1	0	0	0	1	0	0	0	0	0	6	13	0.00	6.000																	
51 Jesse Litsch, R ERA: 4.33	(7, 1)	2.2	S	9	2	1	1	2	0	0	0	0	0	1	21	28	3.38	0.750																	

WP: 0	PA: 41		
PB: 1			
SB: 0			
CS: 0			

Batter	1	2	3	4	5	6	7	8	9	AB	R	H	RBI	BB	SO	LOB
11 Rajai Davis, R (1, 7) OBP: 0.274, SLG: 0.349	B SI 93 C FF 94 B CU 81 X FF 94 2-1 F9 ①	B CH 84 F CH 85 B CU 81 B FF 93 D FF 93 4-1 BB			B CH 84 S FF 92 B CU 80 X SI 92 2-1 G6-3 ①	B CH 77 X FF 90 1-0 F9 ②		B FF 92 B SL 82 D FF 91 C FF 90 X FF 91 3-1 19 BB 5 HBP 1B 2-H		4	0	1	1	1	0	0
5 Yunel Escobar, R (1, 6) OBP: 0.382, SLG: 0.438	X FF 95 0-0 26 1B 19 BB 1B	1 SAFE S CH 82 B CU 79 1 SAFE F FF 91 P PO 84 F CU 80 D CU 79 X CU 79 3-2 G5-3 ③			B CU 82 B CU 80 C FF 93 C CU 80 X FF 92 2-2 F8 ②	B SL 78 S CH 79 B FF 91 B SL 79 X FF 90 3-1 G1-3 ③		H FF 92 1-0 19 BB HBP 1-2		4	1	1	0	0	0	1
19 José Bautista, R (1, 9) OBP: 0.447, SLG: 0.637	S SI 94 T SI 95 F FF 93 D CU 83 B CU 82 B SI 94 1 SAFE F SI 94 F FF 95 4-2 B FF 84 10 BB 26 1B 1-2 BB		B CU 79 C CU 77 X FF 92 1-1 F9 ①		B CU 81 C CU 80 B FF 94 B SI 94 X FF 92 3-1 P5 ③		T FF 94 B FF 94 B FF 88 S SL 88 X SL 88 2-2 10 2B 1B	B FF 91 D SL 82 B CH 84 B FF 92 4-0 1-2 2-3 BB		3	1	1	0	2	0	0
26 Adam Lind, L (1, 3) OBP: 0.319, SLG: 0.461	B FF 95 C FF 94 B CU 81 B FF 93 T FF 94 X FF 94 3-2 10 BB 1-2 2-H 1B		C CU 77 S CU 80 B FF 92 S CU 81 1-3 K ②		C FF 91 F CU 80 X CU 81 0-2 28 E 2 1B 2B	S SI 93 B SL 85 T FF 93 1 SAFE B SI 93 X FF 87 2-2 F7 ①	C FF 91 S SL 81 D SL 84 S SL 81 1-3 K ②			5	1	2	1	0	2	4
10 Edwin Encarnación, R (1, 10) OBP: 0.337, SLG: 0.461	B SI 94 B SI 94 C FF 95 B FF 95 B FF 94 4-1 1-2 2-3 BB		B SI 92 C FF 93 B CU 80 X FF 92 2-1 F8 ③		B SI 92 B FF 92 S FF 92 B FF 92 B FF 93 4-1 2 1B 28 E 13 HR BB	S SL 88 1 SAFE B SL 86 X SI 93 1-1 1-H 2B	B SL 84 X FF 91 1-0 F9 ③			3	1	1	1	2	0	3
28 Colby Rasmus, L (1, 8) OBP: 0.326, SLG: 0.417	B CU 81 B FF 94 C FF 94 C CU 80 F CU 82 B FF 94 X FF 94 3-2 F9 ②			B CU 78 X FF 92 1-0 1B	L CU 80 M FF 91 2 SAFE D CU 81 B FF 92 D CU 79 B CU 79 4-2 2 1B 13 HR 1-2 2-3 BB	C FF 92 X FF 89 0-1 P5 ②				3	1	1	0	1	0	4
2 Aaron Hill, R (1, 4) OBP: 0.277, SLG: 0.312	C CU 79 B CU 80 F SI 93 S CU 81 1-3 K ③			B SI 91 B CH 83 1 SAFE X FF 90 2-0 P4 ①	S FF 88 B FF 90 X SL 82 1-1 13 HR 1-2 2-3 3-H 1B	B SL 87 C SL 87 F FF 93 B SL 90 B FF 93 C SL 88 3-3 K ③				4	1	1	1	0	2	5
9 J.P. Arencibia, R (1, 2) OBP: 0.277, SLG: 0.442		B SI 92 B CH 84 F FF 91 B SI 92 F FF 92 C CU 79 3-3 K ①		X FF 90 0-0 P4 ②	B FF 89 S FF 88 B FF 90 S FF 89 B FF 90 S FF 89 3-3 K ①			B SI 91 X FF 93 1-0 P3 ①		4	0	0	0	0	2	4
13 Brett Lawrie, R (1, 5) OBP: 0.389, SLG: 0.778		B SI 93 C CH 86 B FF 92 B FF 93 F FF 93 C FF 94 3-3 K ②		B CH 83 B FF 91 X SI 92 2-0 F9 ③	B FF 90 B FF 91 X FF 90 2-0 1-H 2-H 3-H HR			B FF 92 B FF 93 C FF 92 B FF 92 S FF 93 X FF 92 3-2 11 1B 2B		4	2	2	4	0	1	1
Inning Stats	R: 1 E: 0 K: 1 S: 19 H: 2 LOB: 3 BB: 2 P: 36	R: 0 E: 0 K: 2 S: 12 H: 0 LOB: 1 BB: 1 P: 24	R: 0 E: 0 K: 1 S: 7 H: 0 LOB: 0 BB: 0 P: 11	R: 0 E: 0 K: 0 S: 4 H: 1 LOB: 1 BB: 0 P: 9	R: 0 E: 0 K: 0 S: 7 H: 0 LOB: 0 BB: 0 P: 14	R: 5 E: 1 K: 1 S: 15 H: 3 LOB: 0 BB: 2 P: 33	R: 1 E: 0 K: 1 S: 13 H: 2 LOB: 1 BB: 0 P: 21	R: 1 E: 0 K: 1 S: 10 H: 2 LOB: 3 BB: 1 P: 24		1B: 6 2B: 3 3B: 0 HR: 1 SF: 0 SAC: 0 DP: 0 HBP: 1		WP: 0 PB: 0 SB: 0 CS: 0 PA: 41		

PITCHER		IP	WLS	BF	H	R	ER	SO	BB	IBB	HBP	BLK	WP	HR	S	P	ERA	WHIP
47 Gio González, L ERA: 3.25	(1, 1)	5.0	L	24	4	4	4	4	5	0	0	0	0	0	55	108	7.20	1.800
56 Craig Breslow, L ERA: 4.08	(6, 1)	1.0	B	5	2	2	2	1	0	0	0	0	0	1	9	19	18.00	2.000
64 Trystan Magnuson, R ERA: 7.2	(7, 1)	1.0		5	2	1	1	1	0	0	0	0	0	0	13	21	9.00	2.000
59 Jordan Norberto, L ERA: 6.0	(8, 1)	1.0		7	2	1	1	1	1	0	1	0	0	0	10	24	9.00	3.000

PITCHER	IP	WLS	BF	H	R	ER	SO	BB	IBB	HBP	BLK	WP	HR	S	P	ERA	WHIP

BOTTOM

Oakland Athletics @ Toronto Blue Jays

Rogers Centre, Toronto, ON

Wed Aug 10 2011, 7:09 PM - 10:09 PM EDT

Att. 19,541 - Partly Cloudy - 73 F

livebaseballscorecards.com

AB	34
R	8
H	10
RBI	8
BB	6
SO	7
LOB	22

Oakland Athletics @ Toronto Blue Jays

Rogers Centre, Toronto, ON

Thu Aug 11 2011, 12:38 PM - 3:59 PM EDT

Att. 27,918 - Partly Cloudy - 73 F

TOP

livebaseballscorecards.com

Batter	1	2	3	4	5	6	7	8	9	AB	R	H	RBI	BB	SO	LOB
29 Scott Sizemore, R (1, 5) OBP: 0.346, SLG: 0.361	S FF 84 X FF 86 0-1 ① F9		F CH 75 X CU 71 0-1 2 2B 1-3 2B	X SI 89 0-0 ② G5-3		B SI 93 F SI 94 C SI 92 F SI 94 F SL 82 X CH 84 1-2 E5 2 BB 55 1B	C FF 86 C SI 85 B CH 77 X FF 86 1-2 ① F9		S FF 90 B FS 84 X FS 83 1-1 55 1B 2B	6	2	2	0	0	0	0
2 Cliff Pennington, S (1, 6) OBP: 0.313, SLG: 0.349	C CH 74 B FF 87 F FF 86 B CU 73 B FF 88 B FF 86 4-2 BB		B FF 84 B FF 85 X FF 85 2-0 55 1B 2-H 2B 3-H 2B	C SI 88 B SI 87 B SL 79 S SI 85 F CH 83 B SI 88 F CH 82 B SL 78 4-2 BB		B SI 91 B FF 92 B SI 91 C SI 93 B FF 92 4-1 55 1B 28 SF7 1-2 BB	B FF 86 C FF 85 B CH 82 C SI 86 F SI 85 F CH 80 B FF 87 X SI 85 3-2 ② F9		D FS 82 B FF 90 B FF 90 C FF 92 C FF 91 F SI 92 F SI 93 S FS 84 3-3 ② K	3	2	1	2	3	1	1
55 Hideki Matsui, L (1, 10) OBP: 0.341, SLG: 0.416	F FF 85 C FF 87 F FC 82 F CH 76 B FF 87 1 SAFE X CH 75 1-2 ② L4		C FF 85 F FF 85 B FC 82 X FF 85 1-2 16 HBP 28 3B 2-H 1B	B SI 86 B SI 86 X SI 86 2-0 ③ G1-3		X SI 93 0-0 8 BB 15 E 1-3 2-H 1B	S SL 74 F SL 76 B SI 88 B SI 86 B SL 75 F SL 76 F SI 86 X CH 79 3-2 1B		C FS 84 B FS 84 X FS 85 1-1 16 BB 2-3 1B	6	2	4	2	0	0	2
16 Josh Willingham, R (1, 7) OBP: 0.334, SLG: 0.471	C FF 85 C FF 85 F CH 77 1 SAFE D CU 72 F FF 86 S CH 77 1-3 ③ K		H FF 87 1-0 28 3B 1-2 HBP		C SI 87 F SI 88 B SL 80 S CH 84 1-3 ① K	B FF 91 B SI 92 S SI 94 S SI 93 B CH 83 B SI 94 4-2 8 BB 15 E BB	B SI 87 B FF 86 B FF 86 C SI 85 X SI 86 3-1 ③ P4		B CU 76 B SI 93 C FS 84 C FF 91 B FF 93 B FF 93 4-2 1-2 BB	3	2	0	0	2	2	2
28 Conor Jackson, R (1, 3) OBP: 0.326, SLG: 0.357		B FF 84 C FF 85 B FC 81 T FF 84 F CH 76 S FF 84 2-3 ① K	C FF 85 F FF 86 B FF 86 X FF 85 1-2 12 WP 1-H 2-H 3B	X SI 87 0-0 ② G5-3	F CH 82 X SI 93 0-1 ① SF7 3-H			C FF 91 B FF 91 S SL 86 F CU 74 S FF 91 1-3 ① K	X FF 91 0-0 ③ F9	5	1	1	3	0	2	3
12 David DeJesus, L (1, 9) OBP: 0.318, SLG: 0.376		C FF 85 B FC 81 X CH 76 1-1 2B	C FF 85 D CU 70 B FF 86 B FC 81 F FF 84 F FF 84 C FF 85 3-3 ① K 3-H	F SI 88 B SI 87 T CH 82 H SL 80 2-2 8 2B HBP	C SI 92 B SI 92 S CH 82 C CH 81 1-3 ② K			F FF 91 F FF 91 B CU 72 B CU 74 F CH 86 B FF 91 B FF 90 4-2 BB		3	0	1	0	1	2	2
8 Kurt Suzuki, R (1, 2) OBP: 0.294, SLG: 0.377		B FF 86 F CH 75 B FF 85 F FF 85 C CU 70 2-3 ② K	C FF 85 B FF 85 S FF 84 B CH 76 F CH 76 X FF 84 2-2 ② P2	B CH 83 B SI 87 S SI 87 X CH 82 2-1 1-3 2B	B SI 93 B CH 83 B FF 93 B SI 91 4-0 15 E 1-2 2-3 BB			C FF 89 F SL 85 B SL 83 X FF 91 1-2 ② F9		4	0	1	0	1	1	2
15 Ryan Sweeney, L (1, 8) OBP: 0.370, SLG: 0.373		C FF 86 B FF 86 B FC 80 B FC 81 F FF 85 C FF 86 3-3 ③ K	B FF 84 C FF 85 F FF 84 B CU 71 B FF 85 F FF 84 F FF 85 F FF 85 F FF 86 3-2 ③ F8 X FF 85	B CH 83 B SI 88 B CH 82 I IN 73 4-0 7 FC5-4 IBB	C SL 82 X SL 82 0-1 E1 1-3 2-H 3-H 1B			C FF 91 B FF 91 X FF 88 2-1 ③ F8		4	0	1	1	1	1	2
7 Adam Rosales, R (1, 4) OBP: 0.170, SLG: 0.213			C FF 85 T FF 85 B FF 85 F CH 76 B FF 86 B CH 75 B FF 85 4-2 29 2B 2 2B BB	C SI 88 F SL 79 B SL 80 F SL 79 X SI 88 1-2 ① G1-4-3	F SI 88 X CH 83 0-1 ③ FC5-4 1-2f	C SI 93 F SI 93 F SL 83 F SL 82 X SI 93 0-2 ③ G6-3			B FS 87 B FS 88 F FS 88 X FF 90 2-1 ① F8	4	1	0	0	1	0	5
Inning Stats	R: 0 E: 0 K: 1 S: 14 H: 0 LOB: 1 BB: 1 P: 20	R: 0 E: 0 K: 3 S: 12 H: 1 LOB: 1 BB: 0 P: 20	R: 6 E: 0 K: 1 S: 27 H: 4 LOB: 1 BB: 1 P: 44	R: 0 E: 0 K: 0 S: 10 H: 0 LOB: 1 BB: 1 P: 17	R: 0 E: 0 K: 1 S: 10 H: 1 LOB: 3 BB: 1 P: 19	R: 4 E: 2 K: 1 S: 21 H: 2 LOB: 2 BB: 3 P: 35	R: 0 E: 0 K: 0 S: 15 H: 1 LOB: 1 BB: 0 P: 25	R: 0 E: 0 K: 1 S: 12 H: 0 LOB: 1 BB: 1 P: 20	R: 0 E: 0 K: 1 S: 14 H: 2 LOB: 3 BB: 1 P: 25	1B: 5 2B: 5 3B: 1 HR: 0 SF: 1 SAC: 0 DP: 0 HBP: 2						

	AB	R	H	RBI	BB	SO	LOB
Oakland Athletics	38	10	11	8	9	9	19

WP: 1 PB: 0 SB: 0 CS: 0 PA: 50

PITCHER		IP	WLS	BF	H	R	ER	SO	BB	IBB	HBP	BLK	WP	HR	S	P	ERA	WHIP
59 Brad Mills, L ERA: 6.46	(1, 1)	3.0	L	17	5	6	6	5	2	0	1	0	1	0	53	84	18.00	2.333
57 Shawn Camp, R ERA: 4.83	(4, 1)	2.0		10	1	0	0	1	1	1	1	0	0	0	20	36	0.00	1.000
47 Luis Perez, L ERA: 3.72	(6, 1)	1.0		9	2	4	1	1	3	0	0	0	0	0	21	35	9.00	5.000
43 Trever Miller, L ERA: 4.0	(7, 1)	1.0		4	1	0	0	0	0	0	0	0	0	0	15	25	0.00	1.000
60 Jon Rauch, R ERA: 4.44	(8, 1)	1.0		4	0	0	0	1	1	0	0	0	0	0	12	20	0.00	1.000

PITCHER		IP	WLS	BF	H	R	ER	SO	BB	IBB	HBP	BLK	WP	HR	S	P	ERA	WHIP
50 Frank Francisco, R ERA: 4.29	(9, 1)	1.0		6	2	0	0	1	1	0	0	0	0	0	14	25	0.00	3.000

BOTTOM

Batter	1	2	3	4	5	6	7	8	9	AB	R	H	RBI	BB	SO	LOB
5 Yunel Escobar, R (1, 6) OBP: 0.381, SLG: 0.434 6 John McDonald, R (8, 6) OBP: 0.274, SLG: 0.327	B SI 90 B SL 84 X SI 88 2-0 ① G6-3			B CU 78 B SI 91 F SI 91 B SI 92 B SI 90 4-1 26 FC6 19 BB 26 E BB	B CU 80 X SI 91 1-0 ③ F9		B SI 95 F SI 95 X SL 82 1-1 ② F9			3 0	1 0	0 0	0 0	1 0	0 0	1 0
14 Eric Thames, L (1, 7) OBP: 0.304, SLG: 0.442	F SI 90 T FS 80 F SI 91 F FS 80 F SI 90 B FS 80 X CU 80 1-2 ② G3			B SI 90 S SI 90 C CU 79 S SI 91 1-3 ① K		T SI 86 S SI 88 B SI 90 B FS 79 X FS 79 2-2 26 2B 1B	F SI 95 C SL 83 B SL 83 B SL 81 X SI 95 2-2 ③ F7			4	0	1	0	0	1	2
19 José Bautista, R (1, 9) OBP: 0.446, SLG: 0.632 11 Rajai Davis, R (9, 9) OBP: 0.274, SLG: 0.349	C CU 78 B SI 91 S SI 92 B CU 80 S CU 81 2-3 ③ K			B SI 91 B CU 79 B FS 85 B SI 91 4-0 26 E 10 1B 1-2 BB		X SI 88 0-0 ① F8		C CH 72 B CH 73 F SI 90 B CH 72 S CH 73 2-3 ① K		3 0	1 0	0 0	0 0	1 0	2 0	1 0
26 Adam Lind, L (1, 10) OBP: 0.318, SLG: 0.461		C SI 90 X FS 80 0-1 ① F8		C SI 91 X CU 79 0-1 FC6 10 1B 1-3 2-H		C CU 77 B SI 89 F CU 77 F CU 78 B SI 91 X CU 78 2-2 1-3 2B		B SI 90 X SI 90 1-0 ② G1-3		4	0	1	0	0	0	1
10 Edwin Encarnación, R (1, 3) OBP: 0.337, SLG: 0.459 20 Mark Teahen, L (8, 3) OBP: 0.271, SLG: 0.298		C SI 90 S FF 91 B FF 91 B SI 91 F CU 81 X SI 91 2-2 ② F9		B SI 91 C SI 90 X CU 79 1-1 1-2 3-H 1B		B SI 90 F SI 90 F CU 78 B SI 90 B SI 90 F SI 90 F SI 91 X SI 92 3-2 ② F9		B SL 76 B SL 74 F SI 89 S SI 90 S SI 90 2-3 ③ K		3 1	0 0	1 0	1 0	0 0	0 1	2 0
28 Colby Rasmus, L (1, 8) OBP: 0.323, SLG: 0.413		C CU 81 X SI 92 0-1 ③ F8		S SI 90 X CU 79 0-1 ② F9		B SI 91 F SI 90 F CU 79 B FF 92 B FF 91 F SI 91 S SI 91 3-3 ③ K			X FF 90 0-0 ① F8	4	0	0	0	0	1	4
2 Aaron Hill, R (1, 4) OBP: 0.277, SLG: 0.314			C SI 90 X FS 83 0-1 ① F9	C CU 80 F SI 91 C SI 92 0-3 ③ K			F SI 96 B SI 96 F SI 95 S SL 83 1-3 ① K		C FF 89 S FF 90 X FF 91 0-2 9 F8 2B	4	0	1	0	0	2	2
9 J.P. Arencibia, R (1, 2) OBP: 0.276, SLG: 0.449			C SI 91 B SI 91 X FS 85 1-1 ② G5-3		C SL 84 B CU 78 C CU 77 B SI 90 B SI 90 S SI 91 3-3 ① K		B SI 96 X SI 95 1-0 HR		X 0-0 ② F8 2-3	4	1	1	1	0	1	1
13 Brett Lawrie, R (1, 5) OBP: 0.364, SLG: 0.667			C SI 91 S CU 80 B CU 81 B SI 92 S CU 80 2-3 ③ K		B FS 86 C SL 85 C CU 78 X FF 92 1-2 ② F7		B SL 81 B SL 81 B SI 95 C SI 95 F SI 96 B SI 96 4-2 BB		B FF 91 C FF 92 S CH 78 X FF 92 1-2 ③ P3	3	0	0	0	1	1	1
Inning Stats	R: 0 H: 0 E: 0 LOB: 0 K: 1 BB: 0 S: 10 P: 15	R: 0 H: 0 E: 0 LOB: 0 K: 0 BB: 0 S: 8 P: 10	R: 0 H: 0 E: 0 LOB: 0 K: 1 BB: 0 S: 7 P: 10	R: 2 H: 1 E: 1 LOB: 2 K: 2 BB: 2 S: 13 P: 23	R: 0 H: 0 E: 0 LOB: 0 K: 1 BB: 0 S: 7 P: 12	R: 0 H: 2 E: 0 LOB: 2 K: 1 BB: 0 S: 17 P: 27	R: 1 H: 1 E: 0 LOB: 1 K: 1 BB: 1 S: 11 P: 20	R: 0 H: 0 E: 0 LOB: 0 K: 2 BB: 0 S: 7 P: 12	R: 0 H: 1 E: 0 LOB: 1 K: 0 BB: 0 S: 8 P: 9	1B: 2 2B: 2 3B: 0 HR: 1	SF: 0 SAC: 0 DP: 0 HBP: 0						

PITCHER		IP	WLS	BF	H	R	ER	SO	BB	IBB	HBP	BLK	WP	HR	S	P	ERA	WHIP
52 Guillermo Moscoso, R ERA: 3.52	(1, 1)	6.0	W	24	3	2	1	6	2	0	0	0	0	0	62	97	1.50	0.833
60 Fautino De Los Santos, R ERA: 2.41	(7, 1)	1.0		5	1	1	1	1	1	0	0	0	0	1	11	20	9.00	2.000
57 Brian Fuentes, L ERA: 3.99	(8, 1)	1.0		3	0	0	0	2	0	0	0	0	0	0	7	12	0.00	0.000
56 Craig Breslow, L ERA: 3.98	(9, 1)	1.0		4	1	0	0	0	0	0	0	0	0	0	8	9	0.00	1.000

PITCHER	IP	WLS	BF	H	R	ER	SO	BB	IBB	HBP	BLK	WP	HR	S	P	ERA	WHIP

Oakland Athletics @ Toronto Blue Jays

Rogers Centre, Toronto, ON

Thu Aug 11 2011, 12:38 PM - 3:59 PM EDT

Att. 27,918 - Partly Cloudy - 73 F

livebaseballscorecards.com

AB	33
R	3
H	5
RBI	2
BB	3
SO	9
LOB	15

WP: 0	PA: 36		
PB: 0			
SB: 0			
CS: 0			

Batter	1	2	3	4	5	6	7	8	9	AB	R	H	RBI	BB	SO	LOB
2 Erick Aybar, S (1, 6) OBP: 0.293, SLG: 0.392	C FF 92 F FF 94 X SL 88 0-2 G3-1		X FF 95 0-0 P6		C FF 91 B FS 86 F FS 84 X SI 94 1-2 G5-3		C FS 84 F FF 93 X FF 95 0-2 FC6-4 6 S 1-2f			4	0	0	0	0	0	2
6 Alberto Callaspo, S (1, 5) OBP: 0.368, SLG: 0.374	C FF 95 F SL 89 B SL 90 B SL 90 X SI 97 2-2 F8		C SL 91 X SL 90 0-1 E9 48 2B 2-H 1B		B FS 83 C FF 93 F SI 93 X FF 94 1-2 P5		1 SAFE 1 SAFE B FS 82 B FF 92 1 SAFE 1 SAFE C SI 92 B FF 92 C FF 94 3-2 F FF 94 X FF 95 F8 1-2			4	1	1	1	0	0	1
53 Bobby Abreu, L (1, 10) OBP: 0.365, SLG: 0.352	C FF 96 B FF 96 S FF 97 X SL 90 1-2 P5		B SI 95 B FF 96 C FF 94 B FF 94 B FF 96 4-1 48 2B BB		B FF 91 F FF 93 C FF 92 X FF 94 1-2 G6-3			C SI 92 F SL 87 S FF 92 0-3 K		3	1	0	0	1	1	0
48 Torii Hunter, R (1, 9) OBP: 0.326, SLG: 0.401		B FF 93 F FF 95 C FF 95 X SL 88 1-2 F8	C FF 96 S FF 95 X FF 96 0-2 1-H 2-H 2B			B FF 91 B FF 92 C FS 86 S SL 85 X SI 93 2-2 E1 39 2B 39 E		C CU 78 B SI 94 B FC 88 F SI 92 B FC 91 B FC 91 4-2 BB		3	1	1	2	1	0	0
39 Russell Branyan, L (1, 3) OBP: 0.299, SLG: 0.336 44 Mark Trumbo, R (8, 3) OBP: 0.300, SLG: 0.488		B FF 94 F FF 96 B SI 98 C SL 90 S SL 91 2-3 K	S SL 90 C SI 96 F SL 90 B SL 90 B SL 90 B SL 90 F SL 91 B SI 97 4-2 BB			B SI 90 C SI 90 X FF 91 1-1 E9 10 F9-5 1-H 2B		1 SAFE C FC 91 B SI 92 S SI 93 S SI 92 1-3 K		3 0	0 0	1 0	0 0	1 0	2 0	1 0
10 Vernon Wells, R (1, 7) OBP: 0.241, SLG: 0.380		X SL 90 0-0 HR	B FF 96 X FF 96 1-0 F9			C FF 93 B FF 93 X SI 95 1-1 F9-5 2-3		X SI 92 0-0 F8		4	1	1	1	0	0	4
47 Howie Kendrick, R (1, 4) OBP: 0.348, SLG: 0.430		B FF 96 B FF 95 B FF 96 C FF 95 C SI 95 F FF 96 F FF 96 C SL 89 3-3 K		X FF 91 0-0 F7		B KC 78 S SL 85 F FF 93 X FF 95 1-2 G3			B SI 88 F SI 87 F CH 83 X CH 83 1-2 G5-3	4	0	0	0	0	1	0
25 Peter Bourjos, R (1, 8) OBP: 0.324, SLG: 0.410			B FF 95 B FF 95 B SI 95 C FF 95 B FF 96 4-1 46 SH1-3 6 E BB	C FF 92 C SI 92 B FF 93 X SL 89 1-2 P4			X FF 91 0-0 P4		B FF 90 S SI 88 B FF 88 C CU 78 S SI 90 2-3 K	3	1	0	0	1	1	0
46 Bobby Wilson, R (1, 2) OBP: 0.265, SLG: 0.267			1 SAFE X SL 88 0-0 SH1-3 1-2	B FF 92 C FF 93 S SL 86 S SL 88 1-3 K			C FF 91 B FF 92 B SL 85 B FF 92 F FF 92 B FF 94 4-2 2 FC6-4 BB		S SL 81 C SI 89 B CU 80 C SI 91 1-3 K	2	0	0	0	1	2	0
Inning Stats	R: 0 E: 0 K: 0 S: 9 H: 0 LOB: 0 BB: 0 P: 12	R: 1 E: 0 K: 2 S: 12 H: 1 LOB: 0 BB: 0 P: 18	R: 3 E: 1 K: 0 S: 14 H: 2 LOB: 2 BB: 3 P: 27	R: 0 E: 0 K: 1 S: 7 H: 0 LOB: 0 BB: 0 P: 9	R: 0 E: 0 K: 0 S: 9 H: 0 LOB: 0 BB: 0 P: 12	R: 1 E: 2 K: 0 S: 10 H: 1 LOB: 0 BB: 0 P: 15	R: 0 E: 0 K: 0 S: 10 H: 0 LOB: 1 BB: 1 P: 17	R: 0 E: 0 K: 2 S: 9 H: 0 LOB: 1 BB: 1 P: 14	R: 0 E: 0 K: 2 S: 9 H: 0 LOB: 0 BB: 0 P: 13	1B: 1 2B: 3 3B: 0 HR: 1 SF: 0 SAC: 1 DP: 1 HBP: 0						

PITCHER		IP	WLS	BF	H	R	ER	SO	BB	IBB	HBP	BLK	WP	HR	S	P	ERA	WHIP
23 Brandon Morrow, R ERA: 4.55	(1, 1)	7.0	L	29	4	5	4	3	4	0	0	0	0	1	71	110	5.14	1.143
44 Casey Janssen, R ERA: 2.5	(8, 1)	1.0		4	0	0	0	2	1	0	0	0	0	0	9	14	0.00	1.000
51 Jesse Litsch, R ERA: 4.25	(9, 1)	1.0		3	0	0	0	2	0	0	0	0	0	0	9	13	0.00	0.000

PITCHER	IP	WLS	BF	H	R	ER	SO	BB	IBB	HBP	BLK	WP	HR	S	P	ERA	WHIP

TOP

Los Angeles Angels @ Toronto Blue Jays

Rogers Centre, Toronto, ON

Fri Aug 12 2011, 7:10 PM - 9:28 PM EDT

Att. 24,731 - Clear - 77 F

livebaseballscorecards.com

AB	30
R	5
H	4
RBI	4
BB	5
SO	7
LOB	8

BOTTOM

Los Angeles Angels @ Toronto Blue Jays

Rogers Centre, Toronto, ON

Fri Aug 12 2011, 7:10 PM - 9:28 PM EDT

Att. 24,731 - Clear - 77 F

livebaseballscorecards.com

Batter	1	2	3	4	5	6	7	8	9	AB	R	H	RBI	BB	SO	LOB
5 Yunel Escobar, R (1, 6) OBP: 0.380, SLG: 0.433	B FF 91 F CH 88 X SL 83 1-1 ① G6-3		B SL 84 F FF 94 F SL 85 D SL 83 2-2 ③ 2-4 1-2	C SL 82 C FF 94 X FF 94 0-2 19 G6-3 1B		D SL 83 F FF 94 F SL 84 X SL 85 1-2 ③ F8			B SL 82 C SI 93 F FF 94 F SL 84 B FF 95 S SL 84 2-3 ① K	4	0	1	0	0	1	1
14 Eric Thames, L (1, 7) OBP: 0.308, SLG: 0.459	X FF 92 0-0 19 G6-4-3 1B			B FF 93 F FF 92 F SL 81 S SL 85 1-3 ① K			B SL 81 B FF 91 X FF 93 2-0 ① G4-3		B FF 93 C FF 93 B CH 83 X SL 83 2-1 HR	4	1	2	1	0	1	1
19 José Bautista, R (1, 9) OBP: 0.444, SLG: 0.627	X FF 94 0-0 ②③ G6-4-3 1-2f			B SL 85 B SL 85 C SL 84 X FF 95 2-1 ②③ G6-3 1-2f			C SL 84 B SL 84 B FF 94 S SL 83 S SL 84 2-3 ② K		C SL 83 B FF 94 C SL 83 B SL 83 B FF 94 B SL 84 4-2 26 G4-6-3 BB	3	0	0	0	1	1	2
26 Adam Lind, L (1, 3) OBP: 0.315, SLG: 0.456		B FF 93 C FF 93 X CH 87 1-1 ① G4-3			B SL 82 X FF 93 1-0 ① P5		S SL 82 X FF 94 0-1 ③ G1-3		F FF 93 X FF 94 0-1 ②③ G4-6-3 1-2f	4	0	0	0	0	0	1
10 Edwin Encarnación, R (1, 10) OBP: 0.337, SLG: 0.458		X SL 82 0-0 ② L8			F SI 93 F FF 94 B CH 84 X SL 84 1-2 ② G5-3			C SL 83 X FF 93 0-1 8 1B 1B		3	0	1	0	0	0	0
28 Colby Rasmus, L (1, 8) OBP: 0.321, SLG: 0.410		C FF 92 S FF 94 S SL 83 0-3 ③ K			C FF 94 S SL 82 B FF 93 X FF 95 1-2 ③ F8			F FF 93 S SL 80 S SL 84 0-3 ① K		3	0	0	0	0	2	1
2 Aaron Hill, R (1, 4) OBP: 0.275, SLG: 0.312			B FF 92 B FF 92 X FF 92 2-0 ① G4-3			C SL 81 X FF 94 0-1 ① F8		C SL 83 B FF 95 S SL 84 F SL 82 B FF 94 S SL 85 2-3 ② K		3	0	0	0	0	1	1
8 José Molina, R (1, 2) OBP: 0.382, SLG: 0.459			X FF 92 0-0 ② 2B			C SL 81 X SL 79 0-1 ② G5-3		B FF 94 C SL 84 F SL 83 X SL 85 1-2 1-2 1B		3	0	2	0	0	0	0
13 Brett Lawrie, R (1, 5) OBP: 0.400, SLG: 0.696			B FF 94 B FF 94 B FF 94 C FF 94 B FF 95 4-1 5 2-4 BB			X FF 92 0-0 2B		C SL 82 S SL 83 B SL 83 X FF 95 1-2 ③ G4-3		2	0	1	0	1	0	2

	AB	29
	R	1
	H	7
	RBI	1
	BB	2
	SO	6
	LOB	9

Inning Stats																		
	R: 0	H: 1	R: 0	H: 0	R: 0	H: 1	R: 0	H: 1	R: 0	H: 0	R: 0	H: 1	R: 0	H: 0	R: 0	H: 2	R: 1	H: 1
	E: 0	LOB: 0	E: 0	LOB: 0	E: 0	LOB: 1	E: 0	LOB: 0	E: 0	LOB: 1	E: 0	LOB: 0	E: 0	LOB: 0	E: 0	LOB: 2	E: 0	LOB: 0
	K: 0	BB: 0	K: 1	BB: 0	K: 0	BB: 1	K: 1	BB: 0	K: 0	BB: 0	K: 1	BB: 0	K: 1	BB: 0	K: 2	BB: 0	K: 1	BB: 1
	S: 4	P: 5	S: 6	P: 7	S: 5	P: 13	S: 8	P: 11	S: 7	P: 10	S: 8	P: 9	S: 6	P: 10	S: 15	P: 19	S: 10	P: 18

1B: 4	SF: 0
2B: 2	SAC: 0
3B: 0	DP: 3
HR: 1	HBP: 0

WP: 0	PA: 31
PB: 0	
SB: 0	
CS: 0	

PITCHER	IP	WLS	BF	H	R	ER	SO	BB	IBB	HBP	BLK	WP	HR	S	P	ERA	WHIP
54 Ervin Santana, R (1, 1) ERA: 3.1	9.0	W	32	7	1	1	6	2	0	0	0	0	1	69	102	1.00	1.000

PITCHER	IP	WLS	BF	H	R	ER	SO	BB	IBB	HBP	BLK	WP	HR	S	P	ERA	WHIP

Batter	1	2	3	4	5	6	7	8	9	AB	R	H	RBI	BB	SO	LOB
13 Maicer Izturis, S (1, 4) OBP: 0.333, SLG: 0.380	B FF 88 C FF 90 F SI 90 X CH 87 1-2 G6-3		B FF 91 B FF 91 B FF 92 C FF 92 X FF 92 3-1 F7 2-3		F FF 92 1 SAFE F CH 86 X CU 77 0-2 G1-3			B SI 87 C SI 87 B FF 88 F SI 85 D CH 82 F FF 89 X FF 88 3-2 P2		4	0	0	0	0	0	3
25 Peter Bourjos, R (1, 8) OBP: 0.323, SLG: 0.406	B SI 92 B SI 90 B SI 92 B FF 92 4-0 48 BB BB		X FF 93 0-0 G1-3			C SI 91 F FF 91 X FF 93 0-2 G5-3		C FF 89 C FF 88 T FF 88 0-2 K		3	0	0	0	1	1	2
48 Torii Hunter, R (1, 10) OBP: 0.328, SLG: 0.405	1 SAFE B FF 92 B FF 90 B FF 92 B FF 92 4-0 44 G6-4-3 1-2 BB			C SI 91 B FF 92 S FF 90 X FF 93 1-2 F8		C FF 90 B CH 87 S CH 85 S CH 85 1-3 K			B FF 94 C SI 94 X SI 95 1-1 44 SF8 3B	3	1	1	0	1	1	0
44 Mark Trumbo, R (1, 3) (7, 9) OBP: 0.297, SLG: 0.485	B CH 86 B FF 92 C SI 92 X FF 93 2-1 G6-4-3 1-2f			F CH 87 S FF 91 F CU 79 F CU 76 F FF 94 X CH 87 0-2 G4-3		C FF 91 B FF 93 X CU 76 1-1 G5-3			X SI 95 0-0 SF8 3-H	3	0	0	1	0	0	2
10 Vernon Wells, R (1, 9) OBP: 0.239, SLG: 0.377 39 Russell Branyan, L (7, 3) OBP: 0.296, SLG: 0.333		C SI 90 B FF 92 F FF 91 X FF 93 1-2 G5-3		F FF 92 F CH 87 B FF 92 F FF 93 X CU 78 1-2 G5-3			C FF 88 S CH 86 0-3 K2-3		C FF 91 F SI 83 B CH 84 B CH 83 B FF 94 C SI 95 3-3 K	3 1	0 0	0 0	0 0	0 0	1 1	0 0
6 Alberto Callaspo, S (1, 5) OBP: 0.369, SLG: 0.386		C FF 91 B SI 88 S FF 90 B CU 76 F FF 92 X FF 92 2-2 F8			B CH 85 F FF 90 B FF 92 X FF 90 2-1 HR		B FF 92 B CH 85 B FF 88 C FF 90 F FF 91 F FF 92 F FF 92 X FF 92 3-2 P4		C SI 94 B FF 93 C SI 94 X SI 95 1-2 2B	4	1	2	1	0	0	0
47 Howie Kendrick, R (1, 7) OBP: 0.347, SLG: 0.429		C FF 92 L FF 92 X FF 94 0-2 G5-3			C CH 84 S CH 86 X FF 92 0-2 18 FC2-6 1B		B CH 83 C FF 91 B SI 91 X CH 84 2-1 G4-3		F SI 94 C SI 94 B SL 81 F FF 94 C SI 94 1-3 K	4	0	1	0	0	1	1
5 Jeff Mathis, R (1, 2) OBP: 0.231, SLG: 0.261			C FF 90 T FF 91 H FC 92 1-2 13 F7 18 SH5-3 HBP		S FF 91 F FF 91 D CH 85 S CH 85 1-3 K			B SI 86 F SI 84 B FF 88 B SI 86 B FF 86 4-1 18 WP BB		1	0	0	0	1	1	1
18 Andrew Romine, S (1, 6) OBP: 0.111, SLG: 0.111			L SI 92 X FF 91 0-1 SH5-3 1-2		C FF 91 C FF 93 F FF 93 X CH 86 0-2 FC2-6 1-2f			C FF 85 B SI 87 C FF 87 X FF 87 1-2 F8 1-2		2	0	0	0	0	0	2
Inning Stats	R: 0 E: 0 K: 0 S: 5 H: 0 LOB: 1 BB: 2 P: 16	R: 0 E: 0 K: 0 S: 10 H: 0 LOB: 0 BB: 0 P: 13	R: 0 E: 0 K: 0 S: 7 H: 0 LOB: 1 BB: 0 P: 11	R: 0 E: 0 K: 0 S: 13 H: 0 LOB: 0 BB: 0 P: 15	R: 1 E: 0 K: 1 S: 15 H: 2 LOB: 1 BB: 0 P: 18	R: 0 E: 0 K: 1 S: 8 H: 0 LOB: 0 BB: 0 P: 10	R: 0 E: 0 K: 1 S: 10 H: 0 LOB: 0 BB: 0 P: 15	R: 0 E: 0 K: 1 S: 11 H: 0 LOB: 1 BB: 1 P: 19	R: 1 E: 0 K: 2 S: 13 H: 2 LOB: 1 BB: 0 P: 19	1B: 1 2B: 1 3B: 1 HR: 1	SF: 1 SAC: 1 DP: 1 HBP: 1		WP: 1 PB: 0 SB: 0 CS: 0		PA: 34		

PITCHER		IP	WLS	BF	H	R	ER	SO	BB	IBB	HBP	BLK	WP	HR	S	P	ERA	WHIP
24 Ricky Romero, L ERA: 2.87	(1, 1)	7.0	W	25	2	1	1	3	2	0	1	0	0	1	68	98	1.29	0.571
43 Trever Miller, L ERA: 3.79	(8, 1)	1.0		4	0	0	0	1	1	0	0	0	1	0	11	19	0.00	1.000
47 Luis Perez, L ERA: 3.86	(9, 1)	1.0		5	2	1	1	2	0	0	0	0	0	0	13	19	9.00	2.000

PITCHER	IP	WLS	BF	H	R	ER	SO	BB	IBB	HBP	BLK	WP	HR	S	P	ERA	WHIP

TOP

Los Angeles Angels @ Toronto Blue Jays

Rogers Centre, Toronto, ON

Sat Aug 13 2011, 1:10 PM - 3:48 PM EDT

Att. 27,185 - Partly Cloudy - 73 F

livebaseballscorecards.com

AB	28
R	2
H	4
RBI	2
BB	3
SO	6
LOB	11

Batter	1	2	3	4	5	6	7	8	9	AB	R	H	RBI	BB	SO	LOB
5 Yunel Escobar, R (1, 6) OBP: 0.380, SLG: 0.435	B FF 88 X FF 87 1-0 14 SH1-3 10 HR 1B	X CH 83 0-0 ③ G5-3			B SL 80 B CH 78 F CH 78 F FC 89 X CH 77 2-2 10 BB 26 HR 2B	B SI 87 X SI 88 1-0 FC6 10 1B 14 BB 26 SF8 1-3	B SI 88 X SI 88 1-0 ③ G6-3			5	3	2	0	0	0	2
14 Eric Thames, L (1, 7) OBP: 0.316, SLG: 0.464	X FF 85 0-0 ① SH1-3 1-2		B CU 69 B FF 87 C CH 82 X CH 82 2-1 ① F9		C SI 88 B CH 86 B CH 78 B CH 78 B SI 86 4-1 10 BB 26 HR BB	B SI 89 F CH 83 F SI 88 D CU 79 B SI 88 F SI 88 F SI 87 D SI 89 4-2 10 1B 9 1B 1-2 BB		B FC 90 X FF 89 1-0 26 G1 2B		2	2	1	0	2	0	0
10 Edwin Encarnación, R (1, 3) OBP: 0.341, SLG: 0.468	S SL 79 X SL 79 0-1 2-H HR		B CH 82 C FF 89 S SL 80 C CH 81 1-3 ② K		F FF 87 S SL 79 D SL 82 B CH 77 B SL 76 B SL 77 4-2 26 HR 1-2 2-3 BB	B SI 89 C SI 88 B SI 88 F SI 88 F SI 90 F SL 86 X FF 88 2-2 20 G3 9 1B 1-2 2-3 3-H 1B		B FC 87 F FC 89 S FC 87 F FC 87 C CU 76 1-3 ① K		4	2	2	3	1	2	1
26 Adam Lind, L (1, 10) OBP: 0.314, SLG: 0.462	C CU 70 F SI 90 X FF 87 0-2 ② P5		B CU 69 X CH 82 1-0 ③ P5		X CH 80 0-0 1-H 2-H 3-H HR	B CU 76 B SI 86 X SI 87 2-0 ① SF8 3-H		F FC 89 B CU 76 F FC 89 X CU 77 1-2 ② G1 2-3		4	1	1	5	0	0	1
9 J.P. Arencibia, R (1, 2) OBP: 0.275, SLG: 0.445	B FC 90 B SL 81 S FC 88 B FF 90 F FF 89 X SL 81 3-2 ③ F7			B FC 86 B CH 79 S FF 85 X FF 90 2-1 ① G6-3	C FC 89 F CH 78 B FF 85 B FF 89 B FF 86 S FF 86 3-3 ② K	B SI 89 X SL 85 1-0 20 G3 1-2 2-H 1B		X FC 90 0-0 ③ F7		5	0	1	1	0	1	1
20 Mark Teahen, L (1, 9) OBP: 0.270, SLG: 0.320		C SI 88 F FF 87 B FF 86 F SL 78 B SI 90 S FF 92 2-3 ① K		C CU 71 B SI 88 F SI 88 X CH 79 1-2 ② G4-3	B CU 69 B SI 86 X SI 86 2-0 HR	B CU 77 S SI 88 B SI 88 C SI 88 X SI 88 2-2 ② G3 1-2 2-3				4	1	1	1	0	1	2
13 Brett Lawrie, R (1, 5) OBP: 0.414, SLG: 0.741		B FF 91 C SL 82 B SL 82 X FF 91 2-1 ② F7		B SL 79 C CH 80 X FF 90 1-1 1B	B FF 91 F FF 90 B SL 87 X SI 91 2-1 3B	C SI 89 B CU 79 X SI 88 1-1 ③ G5-3				4	0	2	0	0	0	2
11 Rajai Davis, R (1, 8) OBP: 0.274, SLG: 0.351		C FF 89 B FF 89 F FF 90 F FF 92 B SL 82 F FC 91 F CH 79 X FF 91 2-2 6 2B 2B		D SL 80 1 SAFE C CH 77 B CH 80 1 SAFE X FF 88 2-1 ③ F7	B SI 91 B FF 92 X SI 90 2-0 ③ G5-3		C SI 88 S SI 88 X SI 88 0-2 ① G6-3			4	1	1	0	0	0	2
6 John McDonald, R (1, 4) OBP: 0.280, SLG: 0.338		S SL 82 2 SAFE C FF 87 D CH 80 X SL 80 1-2 2-H 2B			F FF 88 B SI 86 B FC 88 F FF 89 B CH 80 X FF 89 3-2 ① P3	X FF 88 0-0 5 E 5 FC6 10 1B 1B	C SI 89 B SI 88 F SL 83 B SL 84 X SI 88 2-2 ② P5			4	1	2	1	0	0	0
Inning Stats	R: 2 E: 0 K: 0 S: 10 H: 2 LOB: 0 BB: 0 P: 14	R: 1 E: 0 K: 1 S: 16 H: 2 LOB: 1 BB: 0 P: 23	R: 0 E: 0 K: 1 S: 6 H: 0 LOB: 0 BB: 0 P: 10	R: 0 E: 0 K: 0 S: 9 H: 1 LOB: 1 BB: 0 P: 15	R: 5 E: 0 K: 1 S: 17 H: 4 LOB: 1 BB: 2 P: 39	R: 3 E: 1 K: 0 S: 18 H: 3 LOB: 2 BB: 1 P: 31	R: 0 E: 0 K: 0 S: 7 H: 0 LOB: 0 BB: 0 P: 10	R: 0 E: 0 K: 1 S: 9 H: 1 LOB: 1 BB: 0 P: 12		1B: 5 2B: 4 3B: 1 HR: 3 SF: 1 SAC: 1 DP: 0 HBP: 0					WP: 0 PB: 0 SB: 0 CS: 0 PA: 41	

PITCHER		IP	WLS	BF	H	R	ER	SO	BB	IBB	HBP	BLK	WP	HR	S	P	ERA	WHIP
36 Jered Weaver, R ERA: 2.13	(1, 1)	4.2	L	24	8	8	8	3	2	0	0	0	0	3	55	94	15.43	2.143
38 Bobby Cassevah, R ERA: 2.33	(5, 1)	0.1		2	1	0	0	0	0	0	0	0	0	0	3	7	0.00	3.000
35 Joel Pineiro, R ERA: 5.48	(6, 1)	2.0		11	3	3	2	0	1	0	0	0	0	0	25	41	9.00	2.000
63 Rich Thompson, R ERA: 3.07	(8, 1)	1.0		4	1	0	0	1	0	0	0	0	0	0	9	12	0.00	1.000

PITCHER	IP	WLS	BF	H	R	ER	SO	BB	IBB	HBP	BLK	WP	HR	S	P	ERA	WHIP

BOTTOM

Los Angeles Angels @ Toronto Blue Jays

Rogers Centre, Toronto, ON

Sat Aug 13 2011, 1:10 PM - 3:48 PM EDT

Att. 27,185 - Partly Cloudy - 73 F

livebaseballscorecards.com

AB	36
R	11
H	13
RBI	11
BB	3
SO	4
LOB	11

Batter	1	2	3	4	5	6	7	8	9	10	AB	R	H	RBI	BB	SO	LOB
25 Peter Bourjos, R (1, 8) OBP: 0.325, SLG: 0.416	C SI 85 X SI 86 0-1 F7 ①		B CH 82 X FF 90 1-0 6 SF9 3B		F FF 87 S CH 78 F FF 89 B CH 82 X CH 79 1-2 2-H 2B			B FF 92 S FF 91 C FC 91 B SL 86 X FC 90 2-2 G5-3 ②			4	1	2	1	0	0	0
6 Alberto Callaspo, S (1, 5) OBP: 0.366, SLG: 0.383	C SI 86 X FF 88 0-1 F9 ②		B FF 89 D CH 80 B SL 84 F FF 89 X SL 83 3-1 3-H SF9 ②		B CH 79 F SI 87 D CH 79 F CH 80 D CH 81 X FF 89 3-2 F9 ③			B CU 76 B SI 92 X FF 92 2-0 P6 ③			3	0	0	1	0	0	1
53 Bobby Abreu, L (1, 10) OBP: 0.366, SLG: 0.353	C FF 88 X FF 89 0-1 48 HR 1B		F SI 88 B CH 82 B CH 82 C FF 88 S CH 88 2-3 K ③			C FF 86 B SL 80 B SL 80 X FF 88 2-1 P6 ①			B FF 91 C FF 92 F FF 93 F FF 93 X FF 93 1-2 44 S 48 S 44 FC5-2-5-3-4 1B		4	1	2	0	0	1	0
48 Torii Hunter, R (1, 9) OBP: 0.327, SLG: 0.411	B FF 88 D FF 86 X FF 88 2-0 1-H HR			B SL 82 B FF 89 B SL 81 X FF 89 3-0 L5 ①		S CH 79 S CH 80 X CH 81 0-2 F7 ②			C FF 93 F CU 78 X FS 85 0-2 P5 ① 1-2		4	1	1	2	0	0	1
44 Mark Trumbo, R (1, 3) OBP: 0.294, SLG: 0.480	F FF 89 B CH 81 S FF 90 B SL 82 S SL 83 2-3 K2-3 ③			C CH 81 B SL 80 F SL 81 T FF 90 1-2 K ②		B FF 87 X FF 89 1-0 F8 ③			C FF 93 C FF 93 F FF 95 F FS 84 F FF 95 B CU 79 X CU 78 1-2 2-H FC5-2-5-3-4 ② ③		4	0	0	0	0	2	1
10 Vernon Wells, R (1, 7) OBP: 0.236, SLG: 0.373		F FF 88 B CH 81 B SL 83 X CH 81 2-1 G5-3 ①		C FF 90 B SI 89 X CH 84 1-1 G6-3 ③			C CH 85 C SL 80 X CU 78 0-2 F7 ①			B FF 89 X FF 90 1-0 F9 ①	4	0	0	0	0	0	0
47 Howie Kendrick, R (1, 4) OBP: 0.344, SLG: 0.424		B SI 88 S FF 89 B FF 89 X CH 81 2-1 G6-3 ②			C FF 87 B SI 87 F FF 89 B SL 82 X CH 81 2-2 G5-3 ①		B CH 79 C FF 88 X FF 88 1-1 G4-3 ②			F FF 89 F SL 85 X FF 90 0-2 G5-3 ②	4	0	0	0	0	0	0
2 Erick Aybar, S (1, 6) OBP: 0.291, SLG: 0.388		X FF 90 0-0 B5 ③			B CH 79 X FF 86 1-0 F8 ②		C CU 77 X FF 89 0-1 F9 ③			B FC 89 F FF 88 L FF 90 S CU 73 1-3 K ③	4	0	0	0	0	1	0
46 Bobby Wilson, R (1, 2) OBP: 0.268, SLG: 0.286			C FF 88 T FF 88 X FF 88 0-2 G1-3 ①		X FF 88 0-0 25 2B 2B			F FC 91 T FF 93 B CU 79 F FC 91 S FF 93 1-3 K ①			3	1	1	0	0	1	0
Inning Stats	R: 2 E: 0 K: 1 S: 10 H: 2 LOB: 0 BB: 0 P: 14	R: 0 E: 0 K: 0 S: 5 H: 0 LOB: 0 BB: 0 P: 9	R: 1 E: 0 K: 1 S: 9 H: 1 LOB: 0 BB: 0 P: 15	R: 0 E: 0 K: 1 S: 6 H: 0 LOB: 0 BB: 0 P: 11	R: 1 E: 0 K: 0 S: 12 H: 2 LOB: 1 BB: 0 P: 19	R: 0 E: 0 K: 0 S: 6 H: 0 LOB: 0 BB: 0 P: 9	R: 0 E: 0 K: 0 S: 7 H: 0 LOB: 0 BB: 0 P: 8	R: 0 E: 0 K: 1 S: 8 H: 0 LOB: 0 BB: 0 P: 13	R: 0 E: 0 K: 0 S: 13 H: 1 LOB: 0 BB: 0 P: 15	R: 0 E: 0 K: 1 S: 7 H: 0 LOB: 0 BB: 0 P: 9	1B: 2 2B: 3 3B: 1 HR: 1 SF: 1 SAC: 0 DP: 1 HBP: 0						

PITCHER		IP	WLS	BF	H	R	ER	SO	BB	IBB	HBP	BLK	WP	HR	S	P	ERA	WHIP
27 Brett Cecil, L ERA: 4.38	(1, 1)	7.0		26	5	4	4	3	0	0	0	0	0	1	55	85	5.14	0.714
44 Casey Janssen, R ERA: 2.43	(8, 1)	1.0		3	0	0	0	1	0	0	0	0	0	0	8	13	0.00	0.000
50 Frank Francisco, R ERA: 4.17	(9, 1)	1.0		3	1	0	0	0	0	0	0	0	0	0	13	15	0.00	1.000
60 Jon Rauch, R ERA: 4.35	(10, 1)	1.0	W	3	0	0	0	1	0	0	0	0	0	0	7	9	0.00	0.000

PITCHER	IP	WLS	BF	H	R	ER	SO	BB	IBB	HBP	BLK	WP	HR	S	P	ERA	WHIP

TOP

Los Angeles Angels @ Toronto Blue Jays

Rogers Centre, Toronto, ON

Sun Aug 14 2011, 1:08 PM - 4:01 PM EDT

Att. 23,355 - Cloudy - 73 F

livebaseballscorecards.com

AB	34
R	4
H	6
RBI	4
BB	0
SO	5
LOB	3

1B: 2 SF: 1 PA: 35
2B: 3 SAC: 0
3B: 1 DP: 1
HR: 1 HBP: 0

WP: 0
PB: 0
SB: 2
CS: 0

Los Angeles Angels @ Toronto Blue Jays

Rogers Centre, Toronto, ON

Sun Aug 14 2011, 1:08 PM - 4:01 PM EDT

Att. 23,355 - Cloudy - 73 F

livebaseballscorecards.com

Batter	1	2	3	4	5	6	7	8	9	10	AB	R	H	RBI	BB	SO	LOB
5 Yunel Escobar, R (1, 6) OBP: 0.379, SLG: 0.432	G3-1			K		F9		SH1-4		19 BB 10 1B BB	3	1	0	0	1	1	1
14 Eric Thames, L (1, 7) OBP: 0.316, SLG: 0.477 11 Rajai Davis, R (8, PH) OBP: 0.273, SLG: 0.350 20 Mark Teahen, L (8, PR) OBP: 0.268, SLG: 0.317 (9, 7)	K			HR		G6-3		FC6-5 19 1B		K	3 1 1	1 0 0	1 0 0	2 0 0	0 0 0	1 0 1	0 1 1
19 José Bautista, R (1, 9) OBP: 0.448, SLG: 0.636	K			HR		1B		1B		10 1B BB	4	1	3	1	1	1	0
26 Adam Lind, L (1, 3) OBP: 0.310, SLG: 0.456		K		G4-3		L4		G3		F3	5	0	0	0	0	1	5
10 Edwin Encarnación, R (1, 10) OBP: 0.341, SLG: 0.467		L6		F9			9 FC6-4 1B		F9	1B	5	0	2	1	0	0	0
28 Colby Rasmus, L (1, 8) OBP: 0.321, SLG: 0.411		P5			F7		K		13 2B 2B		4	1	1	0	0	1	1
13 Brett Lawrie, R (1, 5) OBP: 0.394, SLG: 0.710			G5-3		F8		P4		9 S 2B		4	0	1	1	0	0	1
9 J.P. Arencibia, R (1, 2) OBP: 0.272, SLG: 0.439			F9		G1-3		FC6-4		K		4	0	0	0	0	1	2
6 John McDonald, R (1, 4) OBP: 0.285, SLG: 0.348			G5-3			5 F9 14 G6-3 2B		11 FC6-5 5 SH1-4 1B		P6	4	1	2	0	0	0	1
Inning Stats	R: 0 H: 0 E: 0 LOB: 0 K: 2 BB: 0 S: 9 P: 14	R: 0 H: 0 E: 0 LOB: 0 K: 1 BB: 0 S: 9 P: 15	R: 0 H: 0 E: 0 LOB: 0 K: 0 BB: 0 S: 6 P: 10	R: 2 H: 2 E: 0 LOB: 0 K: 1 BB: 0 S: 10 P: 18	R: 0 H: 0 E: 0 LOB: 0 K: 0 BB: 0 S: 12 P: 18	R: 1 H: 2 E: 0 LOB: 1 K: 0 BB: 0 S: 12 P: 20	R: 0 H: 1 E: 0 LOB: 0 K: 1 BB: 0 S: 10 P: 14	R: 0 H: 2 E: 0 LOB: 2 K: 0 BB: 0 S: 17 P: 24	R: 1 H: 2 E: 0 LOB: 1 K: 1 BB: 0 S: 11 P: 21	R: 1 H: 1 E: 0 LOB: 2 K: 1 BB: 2 S: 11 P: 21	1B: 5 SF: 0 2B: 3 SAC: 1 3B: 0 DP: 0 HR: 2 HBP: 0						

PITCHER		IP	WLS	BF	H	R	ER	SO	BB	IBB	HBP	BLK	WP	HR	S	P	ERA	WHIP
24 Dan Haren, R ERA: 2.95	(1, 1)	7.0		26	5	3	3	5	0	0	0	0	0	2	68	109	3.86	0.714
37 Scott Downs, L ERA: 1.36	(8, 1)	1.0	H	5	2	0	0	0	0	0	0	0	0	0	17	24	0.00	2.000
51 Jordan Walden, R ERA: 2.87	(9, 1)	1.0	B	5	2	1	1	1	0	0	0	0	0	0	11	21	9.00	2.000
56 Fernando Rodney, R ERA: 3.81	(10, 1)	0.1	L	3	0	1	1	1	2	0	0	0	0	0	7	15	27.00	6.000
21 Hisanori Takahashi, L ERA: 3.28	(10, 1)	0.1		2	1	0	0	0	0	0	0	0	0	0	4	6	0.00	3.000

PITCHER	IP	WLS	BF	H	R	ER	SO	BB	IBB	HBP	BLK	WP	HR	S	P	ERA	WHIP

BOTTOM

AB	38
R	5
H	10
RBI	5
BB	2
SO	7
LOB	13

WP: 0 PA: 41
PB: 0
SB: 1
CS: 0

Batter	1	2	3	4	5	6	7	8	9	AB	R	H	RBI	BB	SO	LOB
5 Yunel Escobar, R (1, 6) OBP: 0.378, SLG: 0.428	C FF 92 F FF 93 B SL 84 B FF 94 B SL 86 F FF 94 B FF 94 4-2 14 HR BB	B SI 92 C FF 94 X SL 83 1-1 ③ FC6-4 1-2f		B FF 92 S SL 82 B FF 94 X SL 83 2-1 ② G6-3 2-3		X SI 95 0-0 ②③ G4-6-3 1-2f			B FS 87 B SI 98 F SI 98 C SI 99 S FS 88 2-3 ② K	4	1	0	0	1	1	3
14 Eric Thames, L (1, 7) OBP: 0.318, SLG: 0.490 18 Mike McCoy, R (9, PR) OBP: 0.344, SLG: 0.338	X FF 93 0-0 1-H HR		X FF 93 0-0 ① G4-3	X CH 84 0-0 ③ P5			B SI 96 X SI 95 1-0 ① F7		F FS 87 B SI 98 X FS 88 1-1 1B	5 0	1 0	2 0	2 0	0 0	0 0	1 0
19 José Bautista, R (1, 9) OBP: 0.447, SLG: 0.632	C SL 85 C FF 97 S FF 96 0-3 ① K		B FF 95 C FF 94 B SL 86 B SL 87 T FF 94 B FF 96 4-2 26 HR BB		C SL 83 X FF 95 0-1 ① G4-3		T SI 97 B SL 80 B SL 81 B FF 95 X SI 96 3-1 1B		X SI 99 0-0 ③ G5-3	4	1	1	0	1	1	1
26 Adam Lind, L (1, 3) OBP: 0.312, SLG: 0.464	C CH 88 X SL 85 0-1 ② G5-3		1 SAFE B SL 83 X SL 85 1-0 1-H HR		B FF 94 T FF 94 B CH 87 B CH 86 X FF 93 3-1 28 1B 1B		B SI 97 B FF 96 B FF 97 C FF 96 X FF 96 3-1 ② F7			4	1	2	2	0	0	1
10 Edwin Encarnación, R (1, 10) OBP: 0.340, SLG: 0.463	B FF 95 B FF 95 B SL 83 B FF 94 4-0 BB		C SI 94 B FF 96 X SL 85 1-1 ② G6-3		B SL 83 X FF 93 1-0 ② F7		1 SAFE X SI 97 0-0 ③ G1-3			3	0	0	0	1	0	2
28 Colby Rasmus, L (1, 8) OBP: 0.320, SLG: 0.409	F FF 95 C SL 83 B FF 96 B FF 94 S SL 84 2-3 ③ K		B CH 85 B FF 96 F FF 95 C SL 85 S FF 95 2-3 ③ K		D CH 85 C FF 92 X SL 83 1-1 1-3 1B			B FF 96 B FF 96 B FF 96 C FF 94 X SI 95 3-1 ① G4-3		4	0	1	0	0	2	1
13 Brett Lawrie, R (1, 5) OBP: 0.378, SLG: 0.743		C FF 92 B SL 83 C SL 83 B FF 95 S FF 95 2-3 ① K		B FF 94 X SL 83 1-0 HR	1 SAFE C FF 95 S FF 93 C FF 94 0-3 ③ K			X SI 97 0-0 ② B1-3		4	1	1	1	0	2	2
2 Aaron Hill, R (1, 4) OBP: 0.275, SLG: 0.311		B SL 83 B FF 94 F FF 95 F FF 94 X FF 95 2-2 ② L4		B FF 97 S FF 96 F FF 95 X SI 96 1-2 5 G6-3 9 S 1B		C SI 95 B SL 79 F SI 98 X SI 97 1-2 ① G1-3		S FF 97 C CU 79 X SI 97 0-2 ③ F9		4	0	1	0	0	0	0
9 J.P. Arencibia, R (1, 2) OBP: 0.275, SLG: 0.438		F FF 97 B FF 96 F FF 96 B SL 87 F SL 87 B FF 96 F SL 85 B FF 96 4-2 5 FC6-4 BB		C SL 84 1 SAFE F FF 92 F SL 84 B FF 95 F CH 84 F FF 94 D SL 86 C FF 94 2-3 ① K 1-2		B SI 96 F FF 96 B SL 80 S SI 95 F SI 98 B SL 81 X SI 97 3-2 5 G4-6-3 1B			C SI 98 B SL 87 B SI 98 X SI 97 2-1 ① P2	3	0	1	0	1	1	1
Inning Stats	R: 2 E: 0 K: 2 S: 12 H: 1 LOB: 1 BB: 2 P: 22	R: 0 E: 0 K: 1 S: 12 H: 0 LOB: 1 BB: 1 P: 21	R: 2 E: 0 K: 1 S: 9 H: 1 LOB: 1 BB: 1 P: 17	R: 1 E: 0 K: 1 S: 13 H: 2 LOB: 1 BB: 0 P: 19	R: 0 E: 0 K: 1 S: 10 H: 2 LOB: 2 BB: 0 P: 15	R: 0 E: 0 K: 0 S: 8 H: 1 LOB: 0 BB: 0 P: 12	R: 0 E: 0 K: 0 S: 6 H: 1 LOB: 1 BB: 0 P: 13	R: 0 E: 0 K: 0 S: 6 H: 0 LOB: 0 BB: 0 P: 9	R: 0 E: 0 K: 1 S: 8 H: 1 LOB: 1 BB: 0 P: 13	1B: 6 2B: 0 3B: 0 HR: 3	SF: 0 SAC: 0 DP: 1 HBP: 0					

PITCHER	IP	WLS	BF	H	R	ER	SO	BB	IBB	HBP	BLK	WP	HR	S	P	ERA	WHIP
36 Michael Pineda, R (1, 1) ERA: 3.77	5.0		25	6	5	5	6	4	0	0	0	0	3	56	94	9.00	2.000
57 Dan Cortes, R (6, 1) ERA: 3.0	2.0		7	2	0	0	0	0	0	0	0	0	0	14	25	0.00	1.000
54 Tom Wilhelmsen, R (8, 1) ERA: 5.27	1.0	W	3	0	0	0	0	0	0	0	0	0	0	6	9	0.00	0.000
43 Brandon League, R (9, 1) ERA: 2.79	1.0	S	4	1	0	0	1	0	0	0	0	0	0	8	13	0.00	1.000

PITCHER	IP	WLS	BF	H	R	ER	SO	BB	IBB	HBP	BLK	WP	HR	S	P	ERA	WHIP

TOP

Toronto Blue Jays @ Seattle Mariners

Safeco Field, Seattle, WA

Mon Aug 15 2011, 7:12 PM - 9:53 PM PDT

Att. 27,017 - Partly Cloudy - 71 F

livebaseballscorecards.com

AB	35
R	5
H	9
RBI	5
BB	4
SO	7
LOB	12

BOTTOM

Toronto Blue Jays @ Seattle Mariners

Safeco Field, Seattle, WA

Mon Aug 15 2011, 7:12 PM - 9:53 PM PDT

Att. 27,017 - Partly Cloudy - 71 F

livebaseballscorecards.com

Batter	1	2	3	4	5	6	7	8	9	AB	R	H	RBI	BB	SO	LOB
51 Ichiro Suzuki, L (1, 9) OBP: 0.308, SLG: 0.320	B SI 96 C SI 94 F FF 96 F FF 97 F FF 97 B SI 96 F SI 88 X SI 97 2-2 ① G4-3	B SI 96 F SI 94 X SI 96 1-1 ② SF7 3-H	C FF 96 1 SAFE B SI 93 F CH 87 F SI 95 B SI 94 1 SAFE 1 SAFE X CH 87 2-2 ③ G1-3			B CH 82 B FC 90 X FC 88 2-0 ② F7			3	0	0	1	0	0	1
21 Franklin Gutierrez, R (1, 8) OBP: 0.261, SLG: 0.271	C FF 97 X SI 95 0-1 13 G4-3 2B	S CH 86 X FF 96 0-1 ③ F9			C SI 93 C SI 94 B CH 88 F FF 94 B SL 80 B CH 86 F SI 92 X CH 86 3-2 ① P5		B FF 90 X SL 84 1-0 ③ G1-3			4	0	1	0	0	0	1
13 Dustin Ackley, L (1, 4) OBP: 0.366, SLG: 0.492	B SI 96 F SI 96 X SL 81 1-1 ② G4-3 2-3		C SI 93 B SI 93 B CH 88 F SI 94 F FF 97 X CH 87 2-2 ① G3		C CH 87 S SI 89 X FF 96 0-2 ② G6-3			B SL 75 B FF 86 X SI 88 2-0 ① G6-3		4	0	0	0	0	0	1
20 Mike Carp, L (1, 3) OBP: 0.382, SLG: 0.538	S SI 96 X FF 96 0-1 ③ G4-3		C SI 94 B SI 95 X SI 94 1-1 HR		B CH 87 F CH 87 C SI 95 B SI 95 B SI 95 F CH 87 S CH 86 3-3 ③ K			C SI 87 S FF 87 X SL 75 0-2 HR		4	2	2	2	0	1	1
33 Casper Wells, R (1, 10) OBP: 0.355, SLG: 0.507		C SI 95 B SI 95 S SI 93 H SI 95 2-2 12 2B HBP	F SI 94 B SL 80 B SI 94 X SI 94 2-1 ② G6-3			B SI 92 X SI 93 1-0 30 FC6-4 1B		B FF 89 S FF 89 F FF 90 X SL 85 1-2 HR		3	2	2	1	0	0	0
30 Miguel Olivo, R (1, 2) OBP: 0.247, SLG: 0.363		F FF 95 B SL 82 X SI 95 1-1 ① F9	S CH 86 F SI 95 B SL 81 B SL 82 S CH 87 2-3 ③ K2-3			B FF 88 B CH 79 B FF 89 C FC 89 X SL 81 3-1 ① FC6-4 12 1B 1-2f		S FF 90 F FF 90 X FF 90 0-2 12 CS 1B		4	0	1	0	0	1	2
12 Trayvon Robinson, S (1, 7) OBP: 0.286, SLG: 0.481		F SI 95 1 SAFE B SI 93 B SI 94 1 SAFE X SI 95 2-1 2 1B 1-H 2B	B SI 95 F CH 86 F SI 90 C SI 96 1-3 ① K			1 SAFE C FC 89 F CH 81 X SI 90 0-2 15 G4-6-3 1-2 1B		B FF 89 B FF 90 F FF 90 B FF 90 X FF 89 3-1 ② 1-2 2B		4	1	3	1	0	1	0
15 Kyle Seager, L (1, 5) OBP: 0.226, SLG: 0.163	B SI 96 D SL 87 F SI 95 B SI 94 C SI 94 B CH 86 4-2 2 1B 51 SF7 BB	B SI 95 F SI 94 B CH 88 X SI 96 2-1 ② F7				B FC 89 X FC 90 1-0 ②③ G4-6-3 1-2f		B CH 84 B FF 89 F CH 85 F FF 90 S CH 84 2-3 ③ K		3	1	0	0	1	1	3
2 Jack Wilson, R (1, 6) OBP: 0.282, SLG: 0.299		C SI 96 B CH 85 C SI 95 X FF 96 1-2 1-3 2-H 1B	F FF 94 B SL 81 X CH 87 1-1 1B				S FC 88 F SL 84 F CU 78 F FC 90 F CU 78 S SL 84 0-3 ① K			3	0	2	1	0	1	0
Inning Stats	R: 0 E: 0 K: 0 S: 12 H: 1 LOB: 1 BB: 0 P: 15	R: 3 E: 0 K: 0 S: 15 H: 2 LOB: 1 BB: 1 P: 26	R: 1 E: 0 K: 1 S: 11 H: 1 LOB: 0 BB: 0 P: 18	R: 0 E: 0 K: 1 S: 11 H: 1 LOB: 1 BB: 0 P: 17	R: 0 E: 0 K: 1 S: 12 H: 0 LOB: 0 BB: 0 P: 18	R: 0 E: 0 K: 0 S: 7 H: 2 LOB: 1 BB: 0 P: 12	R: 0 E: 0 K: 1 S: 8 H: 0 LOB: 0 BB: 0 P: 11	R: 2 E: 0 K: 1 S: 15 H: 4 LOB: 1 BB: 0 P: 23		1B: 5 2B: 3 3B: 0 HR: 3 SF: 1 SAC: 0 DP: 1 HBP: 1					

AB	32
R	6
H	11
RBI	6
BB	1
SO	5
LOB	9

WP: 0 PB: 0 SB: 0 CS: 1 PA: 35

PITCHER		IP	WLS	BF	H	R	ER	SO	BB	IBB	HBP	BLK	WP	HR	S	P	ERA	WHIP
37 Henderson Alvarez III, R ERA: 5.91	(1, 1)	5.0		23	6	4	4	3	1	0	1	0	0	1	62	96	7.20	1.400
51 Jesse Litsch, R ERA: 4.11	(6, 1)	2.0	H	6	1	0	0	1	0	0	0	0	0	0	14	21	0.00	0.500
43 Trever Miller, L ERA: 4.19	(8, 1)	0.1	B	2	1	1	1	0	0	0	0	0	0	1	4	6	27.00	3.000
60 Jon Rauch, R ERA: 4.47	(8, 1)	0.2	L	4	3	1	1	1	0	0	0	0	0	1	11	17	13.50	4.500

PITCHER	IP	WLS	BF	H	R	ER	SO	BB	IBB	HBP	BLK	WP	HR	S	P	ERA	WHIP

Toronto Blue Jays @ Seattle Mariners

Safeco Field, Seattle, WA

Tue Aug 16 2011, 7:12 PM - 10:29 PM PDT

Att. 23,106 - Clear - 73 F

livebaseballscorecards.com

Batter	1	2	3	4	5	6	7	8	9	AB	R	H	RBI	BB	SO	LOB
5 Yunel Escobar, R (1, 6) OBP: 0.376, SLG: 0.425	F CH 81 B FF 84 F FF 84 F FC 81 X CH 78 1-2 G5-3	C CH 83 B FF 84 F FF 85 F KC 71 B CH 79 B FF 85 X FC 80 3-2 14 G4-6-3 1B		B SI 84 X SI 84 1-0 L8	C SI 88 F SI 90 D SL 82 F SL 81 F SI 90 X FF 90 1-2 G6-3		B FF 96 X FF 95 1-0 L8		F FF 94 B SL 80 X FF 93 1-1 14 FC4-6 1B	5	0	1	0	0	0	1
6 John McDonald, R (9, PH) OBP: 0.289, SLG: 0.352 (9, 6)										1	0	1	0	0	0	0
14 Eric Thames, L (1, 7) OBP: 0.319, SLG: 0.486	B CH 78 X FC 81 1-0 26 G4-3 19 BB 28 2B 1B	B FF 86 C SI 86 F KC 74 X SI 87 1-2 G4-6-3 1-2f		B FC 82 X SI 86 1-0 F7		F SI 87 X CH 83 0-1 19 HR 1B	X FF 95 0-0 F7		C FF 93 B FF 93 B FF 94 F FF 93 X FS 85 2-2 FC4-6 18 WP 1-2f	6	2	2	0	0	0	2
19 José Bautista, R (1, 9) OBP: 0.453, SLG: 0.642	F FC 82 B CH 78 B FF 86 B CH 80 B CH 79 4-1 26 G4-3 28 2B 1-2 BB	S CH 79 F FC 83 B SI 87 B KC 71 B FF 88 B CH 79 4-2 26 FC4-6 BB			B CH 77 C CH 83 B SI 88 C FF 85 B SI 85 B FF 84 4-2 10 BB 26 1B 28 WP BB	B SI 88 C SI 85 X SI 88 1-1 1-H HR	B SL 80 B SI 95 C FF 94 B SL 79 C FF 94 X FF 95 3-2 1B		S FF 94 B SL 82 C FF 94 B FS 88 B FF 93 F FF 94 X SI 93 3-2 F8 1-2	2	3	2	2	3	0	0
18 Mike McCoy, R (9, PH) OBP: 0.341, SLG: 0.333 (9, 9)										1	0	0	0	0	0	1
26 Adam Lind, L (1, 3) OBP: 0.310, SLG: 0.461	F FC 82 C FF 86 X FC 81 0-2 G4-3 1-2 2-3	B FC 83 C SI 86 F FF 87 X SI 87 1-2 FC4-6 1-2f			C FF 85 1 SAFE F SI 85 X SI 86 0-2 28 WP 10 BB 28 SF8 1-2 1B	S SL 83 B SI 91 F SL 80 X SL 83 1-2 F8	C FF 95 X FS 85 0-1 G6-3			5	1	1	0	0	0	4
10 Edwin Encarnación, R (1, 10) OBP: 0.346, SLG: 0.466	B SI 86 B CH 80 B CH 79 B CH 79 4-0 28 2B BB		C CH 84 C FC 80 X CH 77 0-2 13 G4-3 2B		B SI 94 B SI 94 S SI 95 F CU 77 B SI 96 F FF 96 B FF 97 4-2 2 WP 28 WP 2 SF7 1-2 2-3 BB	B FF 91 B FF 90 B SI 88 C SI 88 B FF 91 4-1 13 1B 2 1B BB		C FF 94 X SI 93 1-1 F9		2	3	1	0	3	0	0
28 Colby Rasmus, L (1, 8) OBP: 0.319, SLG: 0.410	F FC 84 B CH 80 S CH 78 B SI 89 X FC 83 2-2 13 1B 1-H 2-H 3-H 2B		X FF 85 0-0 P6		B SI 96 B SI 95 F FF 96 F CU 78 F CU 79 X SI 97 2-2 SF8 1-2 2-H 3-H	S SI 84 B FF 91 X CH 83 1-1 P5		S FS 87 B FS 87 B FS 86 X FF 95 2-1 F8		4	1	1	4	0	0	2
13 Brett Lawrie, R (1, 5) OBP: 0.429, SLG: 0.744	B CH 80 C FF 86 S SI 87 B SI 88 X CH 80 2-2 2 HR 2-H 1B		B SI 85 S SI 87 F FF 85 F SI 86 F FF 87 X CH 79 1-2 G4-3 2-3		B SI 95 B FF 97 B SI 94 C SI 94 B SI 97 4-1 2 WP 9 1B BB	B FF 90 F FF 90 X FF 91 1-1 2 1B 1-2 1B		B FF 95 X FF 95 1-0 2 FC6-4 1B		4	2	3	1	1	0	1
2 Aaron Hill, R (1, 4) OBP: 0.276, SLG: 0.321	B SI 86 X FC 83 1-0 1-H HR		B SI 85 B FF 86 F SI 87 B CH 79 C SI 88 F SI 88 F SI 87 S CH 80 3-3 K		B SI 96 F FF 96 C CU 78 X CU 78 1-2 SF7 1-2 2-H	F FF 84 B FF 90 X SL 80 1-1 1-2 2-H 1B		F FF 93 F FF 94 X FF 94 0-2 FC6-4 1-2f		4	1	2	4	0	1	2
9 J.P. Arencibia, R (1, 2) OBP: 0.274, SLG: 0.435	C FF 85 S FF 86 B SI 87 B KC 73 X CH 79 2-2 F8			B CH 76 B CH 82 B CH 82 C FC 80 F FC 81 S SI 86 3-3 K	X SI 96 0-0 2-H 1B	X FF 90 0-0 F8			C FF 93 F FF 94 F SI 94 B FS 87 X SI 94 1-2 L8	5	0	1	1	0	1	2

Inning Stats	1	2	3	4	5	6	7	8	9
	R: 6 E: 0 K: 0 S: 19 H: 4 LOB: 0 BB: 2 P: 36	R: 0 E: 0 K: 0 S: 12 H: 1 LOB: 1 BB: 1 P: 21	R: 0 E: 0 K: 1 S: 14 H: 1 LOB: 1 BB: 0 P: 18	R: 0 E: 0 K: 1 S: 5 H: 0 LOB: 0 BB: 0 P: 10	R: 4 E: 0 K: 0 S: 22 H: 2 LOB: 1 BB: 3 P: 38	R: 3 E: 0 K: 0 S: 15 H: 4 LOB: 2 BB: 1 P: 24	R: 0 E: 0 K: 0 S: 7 H: 1 LOB: 1 BB: 0 P: 11	R: 0 E: 0 K: 0 S: 8 H: 1 LOB: 1 BB: 0 P: 12	R: 0 E: 0 K: 0 S: 13 H: 1 LOB: 1 BB: 0 P: 20

| | | | | | | | | | |

BOTTOM

Batter	1	2	3	4	5	6	7	8	9	AB	R	H	RBI	BB	SO	LOB
51 Ichiro Suzuki, L (1, 9) OBP: 0.305, SLG: 0.317	C FF 87 C FF 87 F FF 88 X CH 79 0-2 P5 ①	X FC 84 0-0 G4-3 ③		C SI 92 C SI 93 F SI 94 X SL 83 0-2 G4-3 ①	D SL 84 B SI 93 X SI 92 2-0 B1-3 ③			B SI 86 X SI 85 1-0 G4-3 ①		5	0	0	0	0	0	3
21 Franklin Gutierrez, R (1, 8) OBP: 0.256, SLG: 0.266	B FF 87 B FF 87 C FF 86 F FF 87 S CH 77 2-3 K ②	C FF 86 B CU 72 S CH 77 F CH 78 S CH 78 1-3 K ①	B SI 93 X SI 93 1-0 G5-3 ②		C CH 82 S FF 93 B SL 83 X CH 83 1-2 G6-3 ①		C CH 82 F CH 82 B SI 89 C SL 79 1-3 K ②		5	0	0	0	0	3	0
13 Dustin Ackley, L (1, 4) OBP: 0.372, SLG: 0.489	C FF 87 B FF 87 B FF 88 C FF 87 S FF 88 2-3 K ③	C FC 83 B FC 82 X FF 87 1-1 30 BB 20 1B 12 1B 1B	B SL 82 B SI 93 B SI 93 C SI 92 B SI 94 4-1 BB	B SI 94 B SL 83 B SI 92 C SI 92 B SI 92 4-1 20 FC5-6 BB		F CH 82 B SI 88 F SL 79 C SL 80 1-3 K ③		3	1	1	0	2	2	0
20 Mike Carp, L (1, 3) OBP: 0.389, SLG: 0.537	B FF 87 B FF 87 S FF 86 F FF 87 B FF 86 F FF 88 F FF 88 B FF 87 4-2 33 HR BB	X FF 87 0-0 30 BB 12 1B 1-2 1B	C SI 91 C SL 81 S SL 82 0-3 K ③	B SL 83 F SI 94 X FF 93 1-1 FC5-6 ② 1-2f			B SI 86 B SI 85 X SI 86 2-0 3 1B 1B	4	2	2	0	1	1	2
33 Casper Wells, R (1, 10) OBP: 0.351, SLG: 0.516	C FF 86 C FF 88 F FF 87 B CH 78 X CH 78 1-2 1-H HR	B FF 86 C FC 83 X FF 87 1-1 F6 ②	C SI 92 C SL 82 C SL 82 0-3 K ①	S CH 83 B SI 92 C CH 83 X SL 81 1-2 G5-3 ③			B SI 88 F SI 87 F SI 87 B SL 81 F SI 86 C SI 88 2-3 K ①	5	1	1	2	0	2	4
30 Miguel Olivo, R (1, 2) OBP: 0.250, SLG: 0.372 3 Josh Bard, S (6, 2) OBP: 0.263, SLG: 0.352	B FF 86 X FF 86 1-0 HR	B FC 83 D CH 77 B CH 76 S FF 86 C CH 75 B FC 83 4-2 12 1B 15 1B 1-2 2-3 BB	S SI 92 S CH 82 B SL 82 S CH 84 1-3 K ②		X SI 92 0-0 G4-3 ①		B CH 82 B SI 87 F SI 86 X CH 82 2-1 1-2 1B	2	2	1	1	1	1	0
								2	0	1	0	0	0	0
12 Trayvon Robinson, S (1, 7) OBP: 0.303, SLG: 0.500	B FF 85 X FF 87 1-0 L1 ①	C CH 76 X FF 86 0-1 15 E 15 1B 1-2 2-H 3-H 1B	X SI 94 0-0 15 1B 2B	C CH 82 F CH 82 X SL 82 0-2 L7 ②			F SI 88 B SI 86 F SL 79 C SI 88 1-3 K ②	5	1	2	2	0	1	2
15 Kyle Seager, L (1, 5) OBP: 0.276, SLG: 0.192	B FF 85 B FF 86 B FF 86 B FF 87 4-0 BB	F FF 86 F FF 86 X FF 88 0-2 E7 1-3 2-H 1B	B SI 93 X SI 93 2-0 2 1B 2-H 1B	B SI 94 B SI 93 B SI 94 C SI 93 H SI 94 4-1 HBP			B SI 86 B SI 86 F SI 87 B CH 82 X SI 86 3-1 F7 ③	3	0	2	2	1	0	2
2 Jack Wilson, R (1, 6) OBP: 0.282, SLG: 0.298	C CH 76 1 SAFE C CU 71 F FF 87 1 SAFE F FF 86 F CU 73 F FF 86 X CH 77 0-2 L7 ②	S FF 86 B CU 72 S CH 78 X CU 74 1-2 G6-3 ③	B CH 82 X SI 93 1-0 1-2 1B			F CH 81 F CH 82 F SL 82 B SI 93 D CH 82 X CH 82 2-2 G4-3 ③		4	0	1	0	0	0	4
Inning Stats	R: 0 E: 0 K: 2 S: 10 H: 0 LOB: 0 BB: 0 P: 14	R: 3 E: 0 K: 0 S: 18 H: 2 LOB: 1 BB: 2 P: 29	R: 3 E: 1 K: 1 S: 19 H: 4 LOB: 2 BB: 1 P: 27	R: 0 E: 0 K: 1 S: 9 H: 0 LOB: 1 BB: 1 P: 14	R: 1 E: 0 K: 2 S: 10 H: 3 LOB: 2 BB: 0 P: 16	R: 0 E: 0 K: 0 S: 9 H: 0 LOB: 1 BB: 1 P: 16	R: 0 E: 0 K: 0 S: 9 H: 0 LOB: 1 BB: 0 P: 15	R: 0 E: 0 K: 2 S: 7 H: 0 LOB: 0 BB: 0 P: 10	R: 0 E: 0 K: 2 S: 12 H: 2 LOB: 2 BB: 0 P: 22	1B: 8 2B: 1 3B: 0 HR: 2 SF: 0 SAC: 0 DP: 0 HBP: 1						

PITCHER		IP	WLS	BF	H	R	ER	SO	BB	IBB	HBP	BLK	WP	HR	S	P	ERA	WHIP
59 Brad Mills, L ERA: 8.35	(1, 1)	3.0		18	6	6	6	3	3	0	0	0	0	2	47	70	18.00	3.000
47 Luis Perez, L ERA: 3.71	(4, 1)	4.0	W	18	3	1	1	3	2	0	1	0	0	0	37	61	2.25	1.250
57 Shawn Camp, R ERA: 4.64	(8, 1)	2.0		8	2	0	0	4	0	0	0	0	0	0	19	32	0.00	1.000

PITCHER	IP	WLS	BF	H	R	ER	SO	BB	IBB	HBP	BLK	WP	HR	S	P	ERA	WHIP

Toronto Blue Jays @ Seattle Mariners

Safeco Field, Seattle, WA

Tue Aug 16 2011, 7:12 PM - 10:29 PM PDT

Att. 23,106 - Clear - 73 F

livebaseballscorecards.com

AB	38
R	7
H	11
RBI	7
BB	5
SO	10
LOB	17

WP: 0 PA: 44
PB: 0
SB: 0
CS: 0

Batter	1	2	3	4	5	6	7	8	9	AB	R	H	RBI	BB	SO	LOB
5 Yunel Escobar, R (1, 6) OBP: 0.375, SLG: 0.423	C FF 90 C FF 91 F FF 90 X SI 92 0-2 ① G6-3		F CH 82 B FF 91 X FF 90 1-1 14 G4-6-3 1-2 1B		F FF 90 F FF 90 B FF 90 B CH 83 B CH 81 F FF 92 X FF 91 3-2 ① F8		B SL 81 B FF 95 B FF 92 C SI 93 X FF 92 3-1 E5			4	0	1	0	0	0	0
14 Eric Thames, L (1, 7) OBP: 0.317, SLG: 0.479	C SL 74 B FF 91 F FF 90 B FF 92 F FF 91 C FF 91 2-3 ② K		X SI 90 0-0 ① ② G4-6-3 1-2f 2-3		B FF 90 B FF 89 B FF 89 C FF 90 B FF 90 4-1 19 WP BB		1 SAFE C SI 95 X SI 94 0-1 ③ F8			3	0	0	0	1	1	3
19 José Bautista, R (1, 9) OBP: 0.453, SLG: 0.639	B FF 92 B CH 82 C FF 91 S FF 91 F SI 92 X CH 84 2-2 1B		B SI 90 B SI 90 B SI 91 C FF 90 D SL 78 4-1 26 HR BB		C FF 90 F FF 90 1 SAFE B CH 82 F SL 83 B FF 90 C SI 91 2-3 ② K 1-2			B FF 94 B SI 94 F FF 92 B SL 83 F FF 93 C SL 83 3-3 ① K		3	1	1	0	1	2	1
26 Adam Lind, L (1, 3) OBP: 0.310, SLG: 0.466	C FF 90 B FF 90 C FF 91 S FF 91 1-3 ③ K		F CH 82 F SI 92 X SI 93 0-2 1-H 3-H HR		X FF 90 0-0 ③ F8			C FF 93 B CH 86 B SI 95 S SL 83 X SI 94 2-2 ② F8		4	1	1	3	0	1	2
10 Edwin Encarnación, R (1, 10) OBP: 0.348, SLG: 0.473		C FF 89 C FF 89 B FF 88 X FF 90 1-2 HR	C FF 90 B FF 91 C FF 90 B SI 91 H FF 91 3-2 28 CS HBP			C SI 93 X SI 95 0-1 ① F8		C SI 95 B SI 95 X FF 94 1-1 ③ G6-3		3	1	1	1	0	0	0
28 Colby Rasmus, L (1, 8) OBP: 0.318, SLG: 0.416		B FF 90 S CH 82 S CH 83 F FF 91 F FF 91 X CH 85 1-2 ① G4-3	B CH 81 B CH 81 B SI 90 3-0 ③ CS 1-2	B SL 77 F CH 83 B CH 81 F FF 90 X SL 76 2-2 HR		S FF 96 X SI 95 0-1 ② G4-3			F FC 89 B SI 90 B SI 90 F FC 88 B CU 78 X FC 90 3-2 ① G3-1	4	1	1	1	0	0	0
13 Brett Lawrie, R (1, 5) OBP: 0.413, SLG: 0.690		B SL 81 B FF 90 S FF 90 F SI 92 F FF 90 B CH 84 X CH 84 3-2 ② G5-3		B FF 90 F CH 81 B FF 89 B FF 90 C FF 90 X FF 90 3-2 ① G4-3		B FF 97 B FF 95 X FF 93 2-0 ③ G5-3			F SI 92 B SI 91 B SL 84 B SI 90 B SI 92 4-1 2 FC6-4 BB	3	0	0	0	1	0	0
2 Aaron Hill, R (1, 4) OBP: 0.273, SLG: 0.318		X FF 90 0-0 ③ F7		C FF 89 X FF 89 0-1 ② G4-3			B FF 91 X FF 92 1-0 ① F7		X SI 91 0-0 ② FC6-4 8 S 1-2f	4	0	0	0	0	0	1
8 José Molina, R (1, 2) OBP: 0.379, SLG: 0.452			B FF 90 S FF 90 B CH 83 X SI 91 2-1 14 G4-6-3 5 1B 26 HR 1B	B SL 78 B FF 91 F FF 89 X CH 82 2-1 ③ G6-3			C SI 94 X FF 94 0-1 ② G5-3		F FC 89 1 SAFE F SL 85 B SI 92 B CU 79 X SI 90 2-2 ③ G4-3 1-2	4	1	1	0	0	0	1
Inning Stats	R: 0 E: 0 K: 2 S: 15 H: 1 LOB: 1 BB: 0 P: 20	R: 1 E: 0 K: 0 S: 13 H: 1 LOB: 0 BB: 0 P: 18	R: 3 E: 0 K: 0 S: 11 H: 3 LOB: 0 BB: 1 P: 24	R: 1 E: 0 K: 0 S: 10 H: 1 LOB: 0 BB: 0 P: 17	R: 0 E: 0 K: 1 S: 10 H: 0 LOB: 1 BB: 1 P: 19	R: 0 E: 0 K: 0 S: 5 H: 0 LOB: 0 BB: 0 P: 7	R: 0 E: 1 K: 0 S: 7 H: 0 LOB: 0 BB: 0 P: 11	R: 0 E: 0 K: 1 S: 9 H: 0 LOB: 0 BB: 0 P: 15	R: 0 E: 0 K: 0 S: 8 H: 0 LOB: 1 BB: 1 P: 17	1B: 3 2B: 0 3B: 0 HR: 3 SF: 0 SAC: 0 DP: 1 HBP: 1						

PITCHER		IP	WLS	BF	H	R	ER	SO	BB	IBB	HBP	BLK	WP	HR	S	P	ERA	WHIP
49 Blake Beavan, R ERA: 4.1	(1, 1)	5.0	L	22	6	5	5	3	2	0	1	0	1	3	59	98	9.00	1.600
57 Dan Cortes, R ERA: 2.25	(6, 1)	2.0		7	0	0	0	0	0	0	0	0	0	0	12	18	0.00	0.000
59 Chance Ruffin, R ERA: 3.86	(8, 1)	1.0		3	0	0	0	1	0	0	0	0	0	0	9	15	0.00	0.000
50 Jamey Wright, R ERA: 3.38	(9, 1)	1.0		4	0	0	0	0	1	0	0	0	0	0	8	17	0.00	1.000

PITCHER	IP	WLS	BF	H	R	ER	SO	BB	IBB	HBP	BLK	WP	HR	S	P	ERA	WHIP

TOP

Toronto Blue Jays @ Seattle Mariners

Safeco Field, Seattle, WA

Wed Aug 17 2011, 7:11 PM - 9:55 PM PDT

Att. 26,588 - Clear - 72 F

livebaseballscorecards.com

AB	32
R	5
H	6
RBI	5
BB	3
SO	4
LOB	8

WP: 1	PA: 37
PB: 0	
SB: 1	
CS: 1	

Batter	1	2	3	4	5	6	7	8	9	AB	R	H	RBI	BB	SO	LOB
51 Ichiro Suzuki, L (1, 10) OBP: 0.304, SLG: 0.316	C FF 95 B SI 94 B SL 90 X FF 96 2-1 ① G6-3		1 SAFE B SI 93 X FF 96 1-0 ③ P4			C SL 85 B KC 84 F FF 97 F FF 98 B FF 97 F KC 85 X SL 88 2-2 21 WP 21 2B 1B	C SL 85 C FC 91 B SL 85 F FC 88 X SL 84 1-2 ②③ G6-3 1-2f			4	1	1	0	0	0	3
21 Franklin Gutierrez, R (1, 8) OBP: 0.256, SLG: 0.270	B FF 96 C KC 84 F SL 91 B SL 92 X SL 91 2-2 ② G6-3			C KC 80 S SL 90 B SL 91 X FF 97 1-2 ① F8		F FF 94 F FF 96 B FF 92 D SL 91 X FF 96 2-2 33 HBP 1-H 2B		B CU 76 S SI 93 S FF 93 X FC 91 1-2 ① G6-3		4	0	1	1	0	0	0
13 Dustin Ackley, L (1, 4) OBP: 0.370, SLG: 0.481	C SI 97 C FF 97 S FF 97 0-3 ③ K			B KC 83 C FS 87 B SI 97 S SI 95 B SL 88 F FF 98 F FF 97 F SL 90 S FF 97 3-3 ② K		B FF 95 C SF 95 S FS 89 B FF 96 B SI 90 4-2 33 HBP BB		C CU 77 B CU 77 C FF 93 F FC 90 F FF 93 C FF 94 1-3 ② K		3	0	0	0	1	3	0
20 Mike Carp, L (1, 3) OBP: 0.386, SLG: 0.529 (7, 9)		C FF 95 S FF 95 F FF 97 S FF 98 0-3 ① K		B KC 84 X FS 87 1-0 1B		B FF 97 S FF 97 F FF 96 S FF 98 1-3 ② K		C FF 91 X FF 93 0-1 ③ P6		4	0	1	0	0	2	2
33 Casper Wells, R (1, 9) OBP: 0.350, SLG: 0.509 4 Adam Kennedy, L (6, PR) OBP: 0.285, SLG: 0.368 (7, 3)		C SI 97 S FF 98 B FF 98 C FF 97 1-3 ② K		B FF 96 F FF 96 B SI 96 F FF 97 F SL 90 B FF 96 S SL 91 3-3 ③ K		H FF 97 1-0 1-2 2-3 HBP			B FS 85 C FS 85 B CU 78 F FF 93 X FS 85 2-2 ① G3-1	2 1	0 0	0 0	0 0	0 0	2 0	1 0
12 Trayvon Robinson, S (1, 7) OBP: 0.270, SLG: 0.444		C FF 98 B SI 89 C KC 83 S FF 97 1-3 ③ K			S FF 94 F FF 94 B SL 89 B SL 89 X SL 89 2-2 ① L9	B S FF 96 S FF 96 B FF 98 F FF 96 F FF 96 C FF 97 2-3 ③ K			S FF 94 C SI 95 X FF 95 0-2 ② F8	4	0	0	0	0	2	3
15 Kyle Seager, L (1, 5) OBP: 0.274, SLG: 0.182			C FF 93 C FF 95 B FF 97 F FF 96 S SL 85 1-3 ① K		B SI 94 C FS 88 C KC 82 B FF 96 S FF 97 2-3 ② K		B SI 87 B SI 86 B FC 88 B FF 88 4-0 3 E BB		C FF 93 X FS 86 0-1 ③ F7	3	0	0	0	1	2	0
3 Josh Bard, S (1, 2) OBP: 0.250, SLG: 0.333			F FF 96 X FF 97 0-1 ② F7		S SL 84 F FF 97 B SL 87 C SL 89 1-3 ③ K		B SI 87 B FF 88 C FC 87 X SI 87 2-1 ① F7 1-2			3	0	0	0	0	1	1
2 Jack Wilson, R (1, 6) OBP: 0.283, SLG: 0.295			F SL 88 B FF 98 F FF 97 B FF 96 F FF 97 B FF 98 B FF 98 4-2 BB			F FF 94 S FF 96 S FF 97 0-3 ① K	C FC 89 S FF 87 X FF 90 0-2 E5 51 G6-3			2	0	0	0	1	1	1
Inning Stats	R: 0 E: 0 K: 1 S: 8 H: 0 LOB: 0 BB: 0 P: 12	R: 0 E: 0 K: 3 S: 10 H: 0 LOB: 0 BB: 0 P: 12	R: 0 E: 0 K: 1 S: 10 H: 0 LOB: 1 BB: 1 P: 16	R: 0 E: 0 K: 2 S: 14 H: 1 LOB: 1 BB: 0 P: 22	R: 0 E: 0 K: 2 S: 9 H: 0 LOB: 0 BB: 0 P: 14	R: 1 E: 0 K: 3 S: 22 H: 2 LOB: 3 BB: 1 P: 34	R: 0 E: 2 K: 0 S: 9 H: 0 LOB: 1 BB: 0 P: 16	R: 0 E: 0 K: 1 S: 10 H: 0 LOB: 0 BB: 0 P: 12	R: 0 E: 0 K: 0 S: 8 H: 0 LOB: 0 BB: 0 P: 10	1B: 2 2B: 1 3B: 0 HR: 0 SF: 0 SAC: 0 DP: 1 HBP: 1						

BOTTOM

Toronto Blue Jays @ Seattle Mariners

Safeco Field, Seattle, WA

Wed Aug 17 2011, 7:11 PM - 9:55 PM PDT

Att. 26,588 - Clear - 72 F

livebaseballscorecards.com

AB	30
R	1
H	3
RBI	1
BB	3
SO	13
LOB	11

WP: 1 PB: 0 SB: 0 CS: 0

PA: 34

PITCHER	IP	WLS	BF	H	R	ER	SO	BB	IBB	HBP	BLK	WP	HR	S	P	ERA	WHIP
23 Brandon Morrow, R (1, 1) ERA: 4.41	6.0	W	24	3	1	1	12	2	0	1	0	1	0	73	110	1.50	0.833
51 Jesse Litsch, R (7, 1) ERA: 4.03	1.0		4	0	0	0	0	1	0	0	0	0	0	9	16	0.00	1.000
44 Casey Janssen, R (8, 1) ERA: 2.37	1.0		3	0	0	0	1	0	0	0	0	0	0	10	12	0.00	0.000
50 Frank Francisco, R (9, 1) ERA: 4.06	1.0		3	0	0	0	0	0	0	0	0	0	0	8	10	0.00	0.000

PITCHER	IP	WLS	BF	H	R	ER	SO	BB	IBB	HBP	BLK	WP	HR	S	P	ERA	WHIP

Toronto Blue Jays @ Oakland Athletics

Oakland Coliseum, Oakland, CA

Thu Aug 18 2011, 7:09 PM - 9:29 PM PDT

Att. 12,220 - Clear - 59 F

TOP

livebaseballscorecards.com

Batter	1	2	3	4	5	6	7	8	9	AB	R	H	RBI	BB	SO	LOB
5 Yunel Escobar, R (1, 6) OBP: 0.371, SLG: 0.419	C SI 91 F SL 85 B SL 84 S SI 91 1-3 ① **K**		B SL 86 B SL 83 C SI 92 B SI 91 X SI 90 3-1 ② **G6-3**		C SI 88 S CH 80 B CH 82 B SI 88 S CH 79 2-3 ① **K**	B FF 92 F FF 93 F SL 86 D SL 86 F SI 94 F FF 93 S SL 87 2-3 ② **K**			B FF 88 X FF 89 1-0 ① **L9**	5	0	0	0	0	3	1
14 Eric Thames, L (1, 7) OBP: 0.319, SLG: 0.475	S SI 90 X SI 90 0-1 ② **L8**		C CH 79 B KC 78 X SI 90 1-1 ③ **G4-3**		B SI 88 C CH 79 B SI 89 B SI 84 B SI 88 4-1 19 E 26 1B **BB**	T FF 93 C FF 94 S FF 93 0-3 ③ **K**			B SL 83 X FF 91 1-0 1B	4	1	1	0	1	1	1
19 José Bautista, R (1, 9) OBP: 0.453, SLG: 0.638	B SL 84 C SL 84 B SI 92 X SI 91 3-1 ③ **G5-3**			B SI 91 C SI 90 C CH 79 B SL 85 B SL 85 X SI 91 3-2 26 G4-3 10 1B **2B**	C SI 91 B SL 83 F CH 79 X CH 80 1-2 26 1B **E3** 1-2		B SL 87 B FF 93 F FF 93 B SL 87 B FF 94 4-1 26 G4-6-3 **BB**		F FF 90 C FF 91 F FF 92 F SL 83 B CH 76 F CH 77 X FF 91 1-2 ② **P3**	4	1	1	0	1	0	2
26 Adam Lind, L (1, 3) OBP: 0.309, SLG: 0.464 20 Mark Teahen, L (9, PH) OBP: 0.266, SLG: 0.315 (9, 3)		B SI 86 B SI 88 X SI 88 2-0 ① **F8**		B SI 89 X SI 90 1-0 ① **G4-3** 2-3	X SI 89 0-0 10 G6-4-3 1-3 2-H **1B**		C FF 93 B FF 93 X SL 88 1-1 ① ② **G4-6-3** 1-2f		S FF 92 B FF 92 X FF 91 1-1 ③ **F7**	4 1	0 0	1 0	1 0	0 0	0 0	2 1
10 Edwin Encarnación, R (1, 10) OBP: 0.347, SLG: 0.471		C SL 85 B SI 91 X SI 89 1-1 ② **G6-3**		F SI 90 D SI 90 X SI 91 1-1 28 HR **1B** 3-H	X SL 81 0-0 ② ③ **G6-4-3** 1-2f		C SL 88 C SL 88 S FF 94 0-3 ③ **K**			4	1	1	1	0	1	2
28 Colby Rasmus, L (1, 8) OBP: 0.322, SLG: 0.429 18 Mike McCoy, R (8, 8) OBP: 0.341, SLG: 0.333		B SI 89 B CH 79 C SI 90 C SI 90 X CH 78 2-2 13 1B **2B**		1 SAFE B SI 90 X KC 78 1-0 1-H **HR**	F SI 87 X CH 78 0-1 13 2B 9 1B **1B**			B FF 92 S FF 92 S SL 83 S FF 94 1-3 ① **K**		4 0	3 0	3 0	2 0	0 0	1 0	0 0
13 Brett Lawrie, R (1, 5) OBP: 0.440, SLG: 0.711		B SI 90 C SI 91 B KC 81 C SL 84 B SI 91 X KC 81 3-2 2-H **1B**		B KC 78 C SI 90 B CH 82 B CH 81 B SI 90 4-1 **BB**	X SI 88 0-0 9 1B 1-3 **2B**			B FF 91 C FF 92 B CH 84 F SL 84 B SL 84 X SL 84 3-2 ② **G5-3**		3	1	2	1	1	0	0
2 Aaron Hill, R (1, 4) OBP: 0.273, SLG: 0.317		1 SAFE C SI 91 X SI 91 0-1 ③ **G1-3**		F SL 84 1 SAFE C CH 78 X SL 85 0-2 ② **F9**		F KC 81 X SI 90 0-1 ① **G6-3**		B CH 85 B CH 84 X FF 93 2-0 **1B**		4	0	1	0	0	0	4
9 J.P. Arencibia, R (1, 2) OBP: 0.273, SLG: 0.433			B SI 88 B SI 89 C SI 89 S SL 84 B SI 90 F SI 90 X SI 90 3-2 ① **P3**	1 SAFE X SI 91 0-0 ③ **F7**		B SL 83 B SI 89 S CH 79 B SI 90 X SI 88 3-1 2-H 3-H **1B**		F FF 93 C SL 83 S FF 94 0-3 ③ **K**		4	0	1	2	0	1	2
Inning Stats	R: 0 E: 0 K: 1 S: 7 H: 0 LOB: 0 BB: 0 P: 11	R: 1 E: 0 K: 0 S: 11 H: 2 LOB: 1 BB: 0 P: 19	R: 0 E: 0 K: 0 S: 8 H: 0 LOB: 0 BB: 0 P: 15	R: 3 E: 0 K: 0 S: 12 H: 3 LOB: 1 BB: 1 P: 22	R: 1 E: 1 K: 1 S: 9 H: 1 LOB: 1 BB: 1 P: 16	R: 2 E: 0 K: 2 S: 15 H: 3 LOB: 1 BB: 0 P: 20	R: 0 E: 0 K: 1 S: 6 H: 0 LOB: 0 BB: 1 P: 11	R: 0 E: 0 K: 2 S: 10 H: 1 LOB: 1 BB: 0 P: 16	R: 0 E: 0 K: 0 S: 10 H: 1 LOB: 1 BB: 0 P: 14	1B: 7 2B: 3 3B: 0 HR: 1 SF: 0 SAC: 0 DP: 2 HBP: 0						WP: 0 PB: 0 SB: 0 CS: 0 PA: 40	

	AB	37
	R	7
	H	11
	RBI	7
	BB	3
	SO	7
	LOB	15

PITCHER		IP	WLS	BF	H	R	ER	SO	BB	IBB	HBP	BLK	WP	HR	S	P	ERA	WHIP
53 Trevor Cahill, R ERA: 4.17	(1, 1)	5.1	L	27	9	7	7	2	2	0	0	0	0	1	54	93	11.81	2.062
61 Bruce Billings, R ERA: 1.59	(6, 1)	1.2		5	0	0	0	3	1	0	0	0	0	0	14	21	0.00	0.600
59 Jordan Norberto, L ERA: 3.0	(8, 1)	1.0		4	1	0	0	2	0	0	0	0	0	0	10	16	0.00	1.000
56 Craig Breslow, L ERA: 4.12	(9, 1)	1.0		4	1	0	0	0	0	0	0	0	0	0	10	14	0.00	1.000

PITCHER	IP	WLS	BF	H	R	ER	SO	BB	IBB	HBP	BLK	WP	HR	S	P	ERA	WHIP

Batter	1	2	3	4	5	6	7	8	9	AB	R	H	RBI	BB	SO	LOB
19 Jemile Weeks, S (1, 4) OBP: 0.322, SLG: 0.412	C FF 89 F FF 91 X CH 86 0-2 ① G4-3		1 SAFE X FF 91 0-0 ① F7		B SI 89 S CH 84 B CH 85 F FF 91 S CH 84 2-3 ① K			B FF 89 X SI 88 1-0 ① L6		4	0	0	0	0	1	2
2 Cliff Pennington, S (1, 6) OBP: 0.317, SLG: 0.350	B FF 92 F FF 90 B FF 91 B FF 91 X SI 91 3-1 ② F8		C SI 90 L CH 84 B FF 92 X CU 76 1-2 1-3 2B		1 SAFE X FF 90 0-0 ② FC6-4 1-2f			C SI 89 B FF 90 B CH 86 B FF 89 C SI 89 X SI 90 3-2 ② F8		4	0	1	0	0	0	1
4 Coco Crisp, S (1, 8) OBP: 0.328, SLG: 0.386 15 Ryan Sweeney, L (9, 8) OBP: 0.361, SLG: 0.360	S FF 93 F SI 92 C FF 92 0-3 ③ K		B CH 85 D FF 91 X FF 93 2-0 ② G5-3		1 SAFE C SI 91 B CH 84 X SI 91 1-1 ③ P4			C CH 82 B CH 85 B FF 90 F FF 91 B CH 86 X FF 92 3-2 ③ G5-3		4 0	0 0	0 0	0 0	0 0	1 0	3 0
16 Josh Willingham, R (1, 10) OBP: 0.333, SLG: 0.471		B SI 88 C SI 90 B FF 92 F FF 90 B FF 91 B FF 92 4-2 8 FC5-4 14 1B BB	B FF 93 B FF 93 B FF 94 B FF 92 4-0 BB			X FF 89 0-0 ① F7			C FF 90 C FF 91 B CU 76 S CH 85 1-3 ① K	2	0	0	0	2	1	0
14 Brandon Allen, L (1, 3) OBP: 0.407, SLG: 0.583		F FF 90 S SI 92 X SL 82 0-2 8 FC5-4 1-2 1B	S SI 93 X SI 92 0-1 ③ P3			C SI 90 B CU 76 X SI 91 1-1 ② F8			B FF 91 X FF 92 1-0 ② G3-1	4	0	1	0	0	0	3
28 Conor Jackson, R (1, 7) OBP: 0.323, SLG: 0.358		B FF 92 F FF 92 F FF 92 S CU 77 1-3 ① K		B SI 89 B SI 91 X FF 91 2-0 ① G6-3		B CH 85 X FF 91 1-0 ③ F9			B FF 92 C FF 90 B CH 84 F FF 90 X CU 77 2-2 ③ F8	4	0	0	0	0	1	2
8 Kurt Suzuki, R (1, 2) OBP: 0.290, SLG: 0.382		B CH 86 X CH 84 1-0 ② FC5-4 1-2f 2-3		F FF 92 B FF 92 X SI 90 1-1 ② F9			B SI 88 B SI 90 B FF 92 C FF 91 F SI 91 S FF 92 3-3 ① K			3	0	0	0	0	1	2
12 David DeJesus, L (1, 9) OBP: 0.314, SLG: 0.369		C FF 92 B FF 92 X SI 91 1-1 ③ G3		B FF 91 S FF 91 B FF 91 X FF 92 2-1 ③ G6-3			B FF 91 B FF 90 C FF 89 F FF 92 C FF 90 2-3 ② K			3	0	0	0	0	1	2
29 Scott Sizemore, R (1, 5) OBP: 0.336, SLG: 0.363			X SI 89 0-0 E6 2 2B		B SI 88 B SI 90 C FF 89 S SI 90 X FF 90 2-2 2 FC6-4 1B			X CH 84 0-0 ③ G6-3		3	0	1	0	0	0	0
Inning Stats	R: 0 H: 0 E: 0 LOB: 0 K: 1 BB: 0 S: 8 P: 11	R: 0 H: 1 E: 0 LOB: 2 K: 1 BB: 1 S: 11 P: 18	R: 0 H: 1 E: 1 LOB: 3 K: 0 BB: 1 S: 8 P: 15	R: 0 H: 0 E: 0 LOB: 0 K: 0 BB: 0 S: 5 P: 10	R: 0 H: 1 E: 0 LOB: 1 K: 1 BB: 0 S: 9 P: 14	R: 0 H: 0 E: 0 LOB: 0 K: 0 BB: 0 S: 4 P: 6	R: 0 H: 0 E: 0 LOB: 0 K: 2 BB: 0 S: 7 P: 12	R: 0 H: 0 E: 0 LOB: 0 K: 0 BB: 0 S: 7 P: 14	R: 0 H: 0 E: 0 LOB: 0 K: 1 BB: 0 S: 7 P: 11	1B: 2 SF: 0 2B: 1 SAC: 0 3B: 0 DP: 0 HR: 0 HBP: 0						WP: 0 PA: 33 PB: 0 SB: 0 CS: 0

PITCHER	IP	WLS	BF	H	R	ER	SO	BB	IBB	HBP	BLK	WP	HR	S	P	ERA	WHIP
24 Ricky Romero, L (1, 1) ERA: 2.73	9.0	W	33	3	0	0	6	2	0	0	0	0	0	66	111	0.00	0.556

PITCHER	IP	WLS	BF	H	R	ER	SO	BB	IBB	HBP	BLK	WP	HR	S	P	ERA	WHIP

BOTTOM

Toronto Blue Jays @ Oakland Athletics

Oakland Coliseum, Oakland, CA

Thu Aug 18 2011, 7:09 PM - 9:29 PM PDT

Att. 12,220 - Clear - 59 F

livebaseballscorecards.com

AB	31
R	0
H	3
RBI	0
BB	2
SO	6
LOB	15

Toronto Blue Jays @ Oakland Athletics

Oakland Coliseum, Oakland, CA

Fri Aug 19 2011, 7:08 PM - 9:31 PM PDT

Att. 13,174 - Overcast - 55 F

TOP

livebaseballscorecards.com

Batter	1	2	3	4	5	6	7	8	9	AB	R	H	RBI	BB	SO	LOB
5 Yunel Escobar, R (1, 6) OBP: 0.368, SLG: 0.415	X FF 88 0-0 E1 19 BB 14 BB		S FF 90 S SL 84 S SL 85 0-3 ① K		B SL 84 S SL 82 B FF 92 B FF 92 F FF 91 F FF 94 S SL 85 3-3 ② K		B FF 90 C FF 90 C FF 91 S SL 85 1-3 ③ K			4	0	0	0	0	3	2
14 Eric Thames, L (1, 7) OBP: 0.318, SLG: 0.468	C FF 87 B CH 87 F SL 82 B FF 90 F SL 81 B FF 90 F SL 82 B FF 92 4-2 19 BB 1-2 BB		B FF 92 B FF 92 B FF 92 C FF 93 X FF 93 3-1 ② L7		B SI 91 F FF 90 F FF 92 S SL 86 1-3 ③ K			C FF 91 C FF 94 S FF 93 0-3 ① K		3	0	0	0	1	2	1
19 José Bautista, R (1, 9) OBP: 0.457, SLG: 0.639	B FF 89 B FF 90 B SL 83 C FF 92 B FF 92 4-1 1-2 2-3 BB		C FF 93 B SL 86 B SL 86 B SL 86 C FF 95 B FF 95 4-2 BB			B SL 83 S SL 82 C FF 92 B FF 94 F SL 85 X FF 93 2-2 10 G4-3 26 F9 1B		B SL 85 B FF 94 C SI 94 F FF 93 B FF 93 4-2 10 S 26 G4-3 BB		1	0	1	0	3	0	0
26 Adam Lind, L (1, 3) OBP: 0.306, SLG: 0.460	S SL 83 S FF 92 S FF 93 0-3 ① K		D FF 91 B FF 91 C SL 84 F FF 92 X SL 86 2-2 ③ F9			X FF 90 0-0 ① F9 1-2		X FF 92 0-0 ② G4-3 1-2		4	0	0	0	0	1	6
10 Edwin Encarnación, R (1, 10) OBP: 0.343, SLG: 0.465	C SL 84 S FF 92 S SL 86 0-3 ② K			B FF 90 C FF 91 B SL 83 B FF 93 S FF 94 C FF 95 3-3 ① K		F SL 84 X FF 93 0-1 ② G4-3 2-3		C FF 93 X SL 86 0-1 ③ P3 2-3		4	0	0	0	0	2	5
28 Colby Rasmus, L (1, 8) OBP: 0.319, SLG: 0.424	S SL 85 F FF 93 S FF 94 0-3 ③ K			X FF 92 0-0 ② F7		C FF 92 B SL 84 C FF 92 S FF 96 1-3 ③ K			C FF 92 F FF 94 B FF 94 S FC 88 1-3 ① K	4	0	0	0	0	3	4
13 Brett Lawrie, R (1, 5) OBP: 0.426, SLG: 0.673		B FF 88 C FF 90 F FF 90 B SL 84 S SL 85 2-3 ① K		C FF 93 S FF 94 S SL 86 0-3 ③ K			B FF 92 B SL 82 S FF 90 B FF 92 X FF 92 3-1 ① F8		C FF 93 X FC 86 0-1 2 G6-4-3 1B	4	0	1	0	0	2	0
2 Aaron Hill, R (1, 4) OBP: 0.271, SLG: 0.314		S SL 84 C FF 93 B SL 86 X SL 85 1-2 ② P3			B FF 90 C FF 92 C FF 92 B SL 85 X SL 85 2-2 ① P4		B FF 90 S SL 83 X SL 84 1-1 ② F8		F FF 93 1 SAFE F FC 87 B FF 94 X FC 86 1-2 ②③ G6-4-3 1-2f	4	0	0	0	0	0	1
9 J.P. Arencibia, R (1, 2) OBP: 0.277, SLG: 0.433		B SL 84 X FF 93 1-0 ③ G1-3			T FF 92 C FF 93 B FF 95 X SL 85 1-2 1B		B SL 82 S FF 92 B FF 92 F FF 92 F FF 93 B FF 93 B SL 85 4-2 BB			2	0	1	0	1	0	0
Inning Stats	R: 0 E: 1 K: 3 S: 15 H: 0 LOB: 3 BB: 2 P: 23	R: 0 E: 0 K: 1 S: 7 H: 0 LOB: 0 BB: 0 P: 11	R: 0 E: 0 K: 1 S: 10 H: 0 LOB: 1 BB: 1 P: 19	R: 0 E: 0 K: 2 S: 7 H: 0 LOB: 0 BB: 0 P: 10	R: 0 E: 0 K: 2 S: 13 H: 1 LOB: 1 BB: 0 P: 20	R: 0 E: 0 K: 1 S: 10 H: 1 LOB: 1 BB: 0 P: 13	R: 0 E: 0 K: 1 S: 10 H: 0 LOB: 1 BB: 1 P: 19	R: 0 E: 0 K: 1 S: 8 H: 0 LOB: 1 BB: 1 P: 12	R: 0 E: 0 K: 1 S: 8 H: 1 LOB: 0 BB: 0 P: 10	1B: 3 2B: 0 3B: 0 HR: 0 SF: 0 SAC: 0 DP: 1 HBP: 0						

	AB	30
	R	0
	H	3
	RBI	0
	BB	5
	SO	13
	LOB	19

WP: 0 PB: 0 SB: 1 CS: 0 PA: 35

PITCHER		IP	WLS	BF	H	R	ER	SO	BB	IBB	HBP	BLK	WP	HR	S	P	ERA	WHIP
18 Rich Harden, R ERA: 3.91	(1, 1)	7.0	W	28	2	0	0	11	4	0	0	0	0	0	72	115	0.00	0.857
50 Grant Balfour, R ERA: 1.95	(8, 1)	1.0	H	4	0	0	0	1	1	0	0	0	0	0	8	12	0.00	1.000
40 Andrew Bailey, R ERA: 2.54	(9, 1)	1.0	S	3	1	0	0	1	0	0	0	0	0	0	8	10	0.00	1.000

PITCHER		IP	WLS	BF	H	R	ER	SO	BB	IBB	HBP	BLK	WP	HR	S	P	ERA	WHIP

BOTTOM

Toronto Blue Jays @ Oakland Athletics

Oakland Coliseum, Oakland, CA

Fri Aug 19 2011, 7:08 PM - 9:31 PM PDT

Att. 13,174 - Overcast - 55 F

livebaseballscorecards.com

Batter	1	2	3	4	5	6	7	8	9	AB	R	H	RBI	BB	SO	LOB
19 Jemile Weeks, S (1, 4) OBP: 0.321, SLG: 0.407	B CH 82 B CH 84 B CH 84 C SI 86 C FF 86 B SI 85 4-2 55 G3 16 HR BB	B CH 77 C FF 86 X CH 78 1-1 ③ G4-3			B CH 74 F CH 84 X CH 82 1-1 ① F9		C SI 85 B FF 86 X CH 80 1-1 ② G6-3			3	1	0	0	1	0	2
4 Coco Crisp, S (1, 8) OBP: 0.325, SLG: 0.383	B CH 85 X SI 86 1-0 ① L6		C CH 84 B CH 85 X CH 77 1-1 ① G6-3		B CH 84 B CH 85 X CH 75 2-0 ② F7		X CH 85 0-0 ③ G5-3			4	0	0	0	0	0	1
55 Hideki Matsui, L (1, 10) OBP: 0.335, SLG: 0.401	B CH 85 B CH 85 C CH 77 S SL 80 B SL 81 X SL 81 3-2 ② G3 1-2		C FF 86 C CH 76 S FF 86 0-3 ② K		B CH 83 X CU 79 1-0 16 BB 1B			C SI 87 B FF 87 B CH 82 B CH 81 F SI 86 X CH 81 3-2 ① P6		4	0	1	0	0	1	1
16 Josh Willingham, R (1, 7) OBP: 0.334, SLG: 0.478 15 Ryan Sweeney, L (9, 7) OBP: 0.361, SLG: 0.360	B FF 86 X FF 86 1-0 2-H HR		F CH 86 F FF 88 B SL 81 X FF 88 1-2 ③ F7		B CH 82 B FF 86 S CU 78 B CU 78 D CH 75 4-1 1-2 BB			C SL 80 B SL 78 S CH 83 B SL 80 X CH 84 2-2 ② G1-3		3 0	1 0	1 0	2 0	1 0	0 0	0 0
14 Brandon Allen, L (1, 3) OBP: 0.381, SLG: 0.538	B FF 88 B CH 82 C FF 88 F SL 81 F FF 89 X CH 83 2-2 ③ G3			C CU 79 F CH 85 X CH 76 0-2 ① F9	F CH 85 B CH 78 S CH 84 X SL 80 1-2 ③ P5			B SI 87 C SI 87 X CH 84 1-1 ③ G3-1		4	0	0	0	0	0	2
28 Conor Jackson, R (1, 9) OBP: 0.326, SLG: 0.357		C FF 87 X CH 77 0-1 ① G4-3		B CH 85 B CH 77 C FF 87 B CH 78 B SI 87 4-1 8 1B BB		B CH 73 S CH 84 F CH 79 B CH 75 B FF 87 F CU 77 D CH 77 4-2 8 G5-4-3 BB				1	0	0	0	2	0	0
8 Kurt Suzuki, R (1, 2) OBP: 0.293, SLG: 0.384		C SI 86 F CH 79 X FF 87 0-2 29 FC1-4 1B		C CH 85 F SI 85 F CU 79 F FF 86 X CH 77 0-2 1-2 1B		C CH 83 T CH 84 B FF 86 X CH 84 1-2 ① ② G5-4-3 1-2f				3	0	2	0	0	0	1
29 Scott Sizemore, R (1, 5) OBP: 0.332, SLG: 0.359		F SI 85 B CH 85 B FF 86 X CH 77 2-1 ② FC1-4 2 BB 1-2f		S CH 76 C CH 74 S SL 81 0-3 ② K		L CH 84 F CH 83 F FF 87 S CU 79 0-3 ③ K				3	0	0	0	0	2	3
2 Cliff Pennington, S (1, 6) OBP: 0.317, SLG: 0.349		B FF 86 C CH 76 B CH 76 B SI 86 B FF 87 4-1 1-2 BB		B CH 82 B FF 88 C FF 88 X CH 78 2-1 ③ G5-3			B CH 82 B CH 85 C SI 85 B SL 79 C FF 86 C FF 86 3-3 ① K			2	0	0	0	1	1	2
Inning Stats	R: 2 E: 0 K: 0 S: 11 H: 1 LOB: 0 BB: 1 P: 22	R: 0 E: 0 K: 0 S: 10 H: 1 LOB: 2 BB: 1 P: 17	R: 0 E: 0 K: 1 S: 8 H: 0 LOB: 0 BB: 0 P: 10	R: 0 E: 0 K: 1 S: 14 H: 1 LOB: 2 BB: 1 P: 20	R: 0 E: 0 K: 0 S: 8 H: 1 LOB: 2 BB: 1 P: 17	R: 0 E: 0 K: 1 S: 10 H: 0 LOB: 0 BB: 1 P: 15	R: 0 E: 0 K: 1 S: 6 H: 0 LOB: 0 BB: 0 P: 10	R: 0 E: 0 K: 0 S: 8 H: 0 LOB: 0 BB: 0 P: 14		1B: 3 2B: 0 3B: 0 HR: 1	SF: 0 SAC: 0 DP: 1 HBP: 0			WP: 0 PB: 0 SB: 0 CS: 0	PA: 32	

	AB	27
	R	2
	H	4
	RBI	2
	BB	5
	SO	4
	LOB	12

PITCHER		IP	WLS	BF	H	R	ER	SO	BB	IBB	HBP	BLK	WP	HR	S	P	ERA	WHIP
27 Brett Cecil, L ERA: 4.24	(1, 1)	7.0	L	29	4	2	2	4	5	0	0	0	0	1	67	111	2.57	1.286
57 Shawn Camp, R ERA: 4.56	(8, 1)	1.0		3	0	0	0	0	0	0	0	0	0	0	8	14	0.00	0.000

PITCHER	IP	WLS	BF	H	R	ER	SO	BB	IBB	HBP	BLK	WP	HR	S	P	ERA	WHIP

Batter	1	2	3	4	5	6	7	8	9	AB	R	H	RBI	BB	SO	LOB
18 Mike McCoy, R (1, 9) OBP: 0.330, SLG: 0.321	B FF 90 C FF 91 C FF 92 S FF 92 1-3 ① K	B SI 92 X FF 93 1-0 ③ G6-3			B SI 91 B FF 92 X FF 91 2-0 ② F8			C FF 90 1 SAFE B FF 92 X FF 90 1-1 SH3 1-2		3	0	0	0	0	1	0
14 Eric Thames, L (1, 7) OBP: 0.321, SLG: 0.469	B FF 93 X FF 93 1-0 26 HBP 10 1B 1B		X SI 90 0-0 20 S 1B		B CU 78 B FF 92 X FF 92 2-0 ③ F9			D CU 77 S FF 92 B CU 78 F FF 93 S CU 79 2-3 ② K		4	1	2	0	0	1	1
5 Yunel Escobar, R (1, 6) OBP: 0.365, SLG: 0.411	F SI 93 1 SAFE X FF 93 0-1 ② F9		F SI 92 B FF 90 1 SAFE F FF 93 S CU 79 1-3 ① K			B CU 79 S CH 82 B FF 91 X CH 84 2-1 ① F8		B CU 80 C CH 85 B FF 92 F FF 93 F FF 94 S CU 82 2-3 ③ K		4	0	0	0	0	2	3
26 Adam Lind, L (1, 10) OBP: 0.308, SLG: 0.460 20 Mark Teahen, L (3, PH) OBP: 0.261, SLG: 0.308 (3, 10)	B FF 93 C SI 91 H SI 91 2-1 10 1B 1-2 HBP		S FF 90 F FF 93 C CU 80 0-3 ② K 1-2			B CU 77 B FF 92 X FF 92 2-0 ② G5-3			B FF 92 X FF 91 1-0 ① P5	0 3	0 0	0 0	0 0	0 0	0 1	0 1
10 Edwin Encarnación, R (1, 3) OBP: 0.343, SLG: 0.463	C SI 91 F FF 92 F CU 80 B CU 79 X CU 80 1-2 1-3 2-H 1B		B CH 83 F FF 93 S CU 81 F FF 92 S CU 80 1-3 ③ K			B CH 84 B CH 83 X SI 92 2-0 ③ G5-3			C FF 92 X CU 78 0-1 ② P6	4	0	1	1	0	1	1
28 Colby Rasmus, L (1, 8) OBP: 0.318, SLG: 0.421	F FF 92 C CU 79 B FF 92 B FF 94 B CU 80 B FF 94 4-2 BB			C CU 78 F FF 93 B CU 79 X CU 80 1-2 ① G3			B FF 92 C CU 78 S FF 91 S FF 94 1-3 ① K		C FF 91 B FF 92 F FC 84 B FF 92 B FF 93 X FF 93 3-2 ③ P4	3	0	0	0	1	1	0
13 Brett Lawrie, R (1, 5) OBP: 0.404, SLG: 0.635	B SI 91 B SI 93 X FF 93 2-0 ③ P3			C CH 84 X FF 92 0-1 ② F9			C CU 79 B FF 92 S FF 93 C CU 80 1-3 ② K			3	0	0	0	0	1	3
8 José Molina, R (1, 2) OBP: 0.371, SLG: 0.442		C SI 87 C CH 80 B FF 89 F FF 91 B CU 80 X FF 93 2-2 ① G5-3		X CH 83 0-0 ③ F7			F CH 83 F CU 80 S FF 92 0-3 ③ K			3	0	0	0	0	1	0
6 John McDonald, R (1, 4) OBP: 0.290, SLG: 0.352		X SI 92 0-0 ② L9			C SI 91 C CU 79 B FF 92 X CU 80 1-2 ① G4-3			X SI 91 0-0 18 SH3 1B		3	0	1	0	0	0	0
Inning Stats	R: 1 E: 0 K: 1 S: 14 H: 2 LOB: 3 BB: 1 P: 25	R: 0 E: 0 K: 0 S: 6 H: 0 LOB: 0 BB: 0 P: 9	R: 0 E: 0 K: 3 S: 11 H: 1 LOB: 1 BB: 0 P: 13	R: 0 E: 0 K: 0 S: 6 H: 0 LOB: 0 BB: 0 P: 7	R: 0 E: 0 K: 0 S: 5 H: 0 LOB: 0 BB: 0 P: 10	R: 0 E: 0 K: 0 S: 4 H: 0 LOB: 0 BB: 0 P: 10	R: 0 E: 0 K: 3 S: 9 H: 0 LOB: 0 BB: 0 P: 11	R: 0 E: 0 K: 2 S: 10 H: 1 LOB: 1 BB: 0 P: 15	R: 0 E: 0 K: 0 S: 6 H: 0 LOB: 0 BB: 0 P: 10	1B: 4 2B: 0 3B: 0 HR: 0	SF: 0 SAC: 1 DP: 0 HBP: 1					

TOP

Toronto Blue Jays @ Oakland Athletics

Oakland Coliseum, Oakland, CA

Sat Aug 20 2011, 6:08 PM - 8:40 PM PDT

Att. 28,434 - Partly Cloudy - 59 F

livebaseballscorecards.com

AB	30
R	1
H	4
RBI	1
BB	1
SO	9
LOB	9

WP: 0 PB: 0 SB: 1 CS: 0 PA: 33

PITCHER		IP	WLS	BF	H	R	ER	SO	BB	IBB	HBP	BLK	WP	HR	S	P	ERA	WHIP
47 Gio González, L ERA: 3.24	(1, 1)	8.0	W	30	4	1	1	9	1	0	1	0	0	0	65	100	1.12	0.625
40 Andrew Bailey, R ERA: 2.45	(9, 1)	1.0		3	0	0	0	0	0	0	0	0	0	0	6	10	0.00	0.000

PITCHER	IP	WLS	BF	H	R	ER	SO	BB	IBB	HBP	BLK	WP	HR	S	P	ERA	WHIP

Toronto Blue Jays @ Oakland Athletics

Oakland Coliseum, Oakland, CA

Sat Aug 20 2011, 6:08 PM - 8:40 PM PDT

Att. 28,434 - Partly Cloudy - 59 F

livebaseballscorecards.com

BOTTOM

Batter	1	2	3	4	5	6	7	8	9	AB	R	H	RBI	BB	SO	LOB
19 Jemile Weeks, S (1, 4) OBP: 0.320, SLG: 0.405	C FF 93 B FF 94 X FF 93 1-1 ① F8	C CH 86 B SI 94 B SI 94 F SI 92 X SI 94 2-2 ① G4-3	C SI 91 B SI 93 X SI 92 1-1 4 S 1B	C SL 82 F SI 88 B FF 90 X SL 82 1-2 ② F7				4	0	1	0	0	0	0
2 Cliff Pennington, S (1, 6) OBP: 0.317, SLG: 0.350	B SI 94 C SI 93 F FF 94 F SL 83 F FF 95 B SI 92 B CH 86 X SI 93 3-2 4 1B 55 1B 2B	C FF 93 B SL 85 X CH 86 1-1 ② L8	B SI 93 C SI 92 C SI 92 F CH 85 1 SAFE 1 SAFE F FF 92 B SI 92 X SI 91 2-2 ② F8	C FF 89 S SL 82 B CU 76 X FC 90 1-2 ③ F9				4	1	1	0	0	0	1
4 Coco Crisp, S (1, 8) OBP: 0.327, SLG: 0.384	B SI 94 B CH 85 C FF 93 X SI 94 2-1 14 PB 55 1B 2-3 1B	B FF 94 C CH 87 X CH 86 1-1 1B	B SI 92 C SI 92 X CH 83 1-1 ③ F9 1-2	B FF 87 F SL 81 C CU 75 B SL 82 C SI 87 2-3 ① K				4	0	2	0	0	1	1
55 Hideki Matsui, L (1, 10) OBP: 0.336, SLG: 0.402	B CH 85 X SI 93 1-0 14 PB 1-2 3-H 1B	B FF 94 F CH 85 C CH 87 F SI 94 X CH 86 1-2 ③ G4-3	C SI 92 B FF 92 C SI 90 B SI 92 X CH 84 2-2 12 WP 1B	C CU 73 X SL 82 0-1 ② P4				4	0	2	1	0	0	1
14 Brandon Allen, L (1, 3) OBP: 0.388, SLG: 0.554	C FF 94 B FF 94 S SI 94 B SI 94 S CH 86 2-3 ② K 1-2 2-3	C SI 93 B SI 93 C CH 86 X CH 87 1-2 15 E 15 FC4 12 G4-6-3 1B	X SI 92 0-0 ① F7	C FC 89 B SL 83 X CU 75 1-1 15 1B 2B				4	2	2	0	0	1	3
15 Ryan Sweeney, L (1, 7) OBP: 0.359, SLG: 0.358 (9, 9)	C SI 95 B FF 95 F SI 93 F FF 95 X CH 86 1-2 ③ G1-3	B SI 92 B SI 93 F SI 93 C CH 86 X FF 94 2-2 FC4 12 G4-6-3 1-3	C SI 90 B FF 91 X CH 84 1-1 ② F7	B SL 83 C FC 90 B SL 82 F SI 89 B SI 89 X SL 83 3-2 16 HR 2-H 1B				4	1	1	1	0	0	4
12 David DeJesus, L (1, 9) OBP: 0.315, SLG: 0.367 16 Josh Willingham, R (8, PH) OBP: 0.336, SLG: 0.488 28 Conor Jackson, R (9, 7) OBP: 0.326, SLG: 0.357	B SI 92 B SI 92 B SI 93 C SI 93 F F FF 94 F CH 86 S CH 86 3-3 ① K	B SI 93 F SI 92 B SI 93 B SI 92 F SI 92 X SI 93 3-2 ① ② G4-6-3 1-2f 3-H	D CH 83 B FF 90 B FF 91 C SI 90 B SI 90 4-1 11 FC6-4 1-2 BB	C SI 93 B FF 93 F SI 93 B FF 93 F FF 93 F SI 94 F SL 78 F SI 93 F SI 93 2-2 X SI 94 1-H HR				2 1 0	0 1 0	0 1 0	0 2 0	1 0 0	1 0 0	1 0 0
11 Landon Powell, S (1, 2) OBP: 0.257, SLG: 0.235	C CH 86 F SL 86 S SI 89 0-3 ② K	X SI 93 0-0 ③ G4-3	B CH 84 B CH 84 C SI 92 B SI 90 X FF 91 3-1 ③ FC6-4 1-2f	B SI 92 B SI 92 B SI 92 C SI 93 X SI 93 3-1 ③ P4				4	0	0	0	0	1	2
28 Eric Sogard, L (1, 5) OBP: 0.243, SLG: 0.265	C FF 96 F SI 95 X SI 88 0-2 ③ F8	B SI 91 X SI 92 1-0 ① G3	C FF 86 F SL 84 B SI 89 X CU 76 1-2 ① L9					3	0	0	0	0	0	0
Inning Stats	R: 1 E: 0 K: 1 S: 17 H: 3 LOB: 2 BB: 0 P: 27	R: 0 E: 0 K: 2 S: 11 H: 0 LOB: 0 BB: 0 P: 14	R: 0 E: 0 K: 0 S: 11 H: 1 LOB: 1 BB: 0 P: 16	R: 1 E: 1 K: 0 S: 10 H: 1 LOB: 0 BB: 0 P: 16	R: 0 E: 0 K: 0 S: 10 H: 1 LOB: 1 BB: 0 P: 15	R: 0 E: 0 K: 0 S: 9 H: 1 LOB: 2 BB: 1 P: 19	R: 0 E: 0 K: 0 S: 9 H: 0 LOB: 0 BB: 0 P: 12	R: 3 E: 0 K: 1 S: 20 H: 3 LOB: 0 BB: 0 P: 31		1B: 7 2B: 2 3B: 0 HR: 1	SF: 0 SAC: 0 DP: 1 HBP: 0		WP: 1 PB: 1 SB: 1 CS: 0	PA: 35		

	AB	R	H	RBI	BB	SO	LOB
	34	5	10	4	1	4	13

PITCHER	IP	WLS	BF	H	R	ER	SO	BB	IBB	HBP	BLK	WP	HR	S	P	ERA	WHIP
37 Henderson Alvarez III, R (1, 1) ERA: 4.32	6.0	L	26	7	2	1	3	1	0	0	0	1	0	68	107	1.50	1.333
51 Jesse Litsch, R (7, 1) ERA: 4.22	1.2		7	2	2	2	1	0	0	0	0	0	0	19	28	10.80	1.200
35 Rommie Lewis, L (8, 1) ERA: 27.0	0.1		2	1	1	1	0	0	0	0	0	0	1	10	15	27.00	3.000

PITCHER	IP	WLS	BF	H	R	ER	SO	BB	IBB	HBP	BLK	WP	HR	S	P	ERA	WHIP

Batter	1	2	3	4	5	6	7	8	9	AB	R	H	RBI	BB	SO	LOB
2 Aaron Hill, R (1, 4) OBP: 0.270, SLG: 0.313	C SI 90 B SI 91 X CU 79 1-1 19 CS 1B		B FS 86 X SI 92 1-0 ③ F9			B SI 90 B SI 90 T SL 84 B SI 91 X SI 91 3-1 ② G6-3			C SI 96 F SI 96 X SL 84 0-2 ① G4-3	4	0	1	0	0	0	1
14 Eric Thames, L (1, 7) OBP: 0.316, SLG: 0.461	B SI 90 S SI 90 S SI 90 X FF 91 1-2 ① F7			B FF 90 B FS 79 F SI 91 B FF 90 X SI 91 3-1 ① L4		C FS 79 S SI 90 X SI 92 0-2 ③ P2			S CH 88 X CH 90 0-1 ② G3	4	0	0	0	0	0	2
19 José Bautista, R (1, 9) OBP: 0.459, SLG: 0.652	1 SAFE 1 SAFE B CU 81 F SI 92 B FF 92 1 SAFE B FS 86 F SI 91 F SL 82 4-2 ② F FF 92 F SF 92 B FF 94 1-2 BB			C SL 85 S FF 92 B FF 92 F SL 82 B FF 91 X SL 85 2-2 ② P3			B CU 79 F SI 91 F SI 90 B CU 80 B SI 91 F FF 92 F SL 85 F FF 92 F FF 92 3-2 X CU 80 HR		C SL 83 X SL 84 0-1 ② 3B	3	1	2	1	1	0	0
10 Edwin Encarnación, R (1, 3) OBP: 0.339, SLG: 0.458	B SI 92 C FS 86 1 SAFE F SI 92 S CU 80 1-3 ③ K			B FF 92 X SL 86 1-0 ③ P4			C SL 85 C FF 92 B CU 79 X CU 81 1-2 ① G6-3		C SI 96 S SL 83 D SL 84 F SL 83 B SI 95 X SL 84 2-2 ③ G3-1	4	0	0	0	0	1	2
28 Colby Rasmus, L (1, 8) OBP: 0.316, SLG: 0.418		F SI 89 F FS 81 C SI 91 0-3 ① K			S SI 89 C FF 91 B FS 83 B SI 91 F FS 80 F SI 91 C FF 92 2-3 ① K		F FS 79 F FF 91 X SI 91 0-2 ② P5			3	0	0	0	0	2	0
13 Brett Lawrie, R (1, 5) OBP: 0.383, SLG: 0.600		C FF 92 F FF 91 B FF 92 B SL 82 X SL 81 2-2 ② F8			X SL 84 0-0 ② P6		X SI 92 0-0 ③ F8			3	0	0	0	0	0	0
20 Mark Teahen, L (1, 10) OBP: 0.255, SLG: 0.301		B CU 81 C FF 91 S SI 92 C FF 93 1-3 ③ K			C FF 92 F FF 92 B FS 82 S SI 91 1-3 ③ K			B SI 90 C CU 79 X SI 89 1-1 ① F8		3	0	0	0	0	2	0
9 J.P. Arencibia, R (1, 2) OBP: 0.277, SLG: 0.435			C FF 92 F SI 91 B SI 92 F CU 80 F FF 92 S SL 82 1-3 ① K			S FF 90 B FF 92 F SI 91 X CU 81 1-2 2B		S CU 79 B SI 90 X SI 91 1-1 ② P5		3	0	1	0	0	1	0
6 John McDonald, R (1, 6) OBP: 0.285, SLG: 0.345			C CU 78 B SI 92 S SI 92 X FF 93 1-2 ② P4			X SI 90 0-0 ① F9		S CU 80 L CU 80 C SI 92 0-3 ③ K		3	0	0	0	0	1	1
Inning Stats	R: 0 E: 0 K: 1 S: 13 H: 1 LOB: 1 BB: 1 P: 20	R: 0 E: 0 K: 2 S: 9 H: 0 LOB: 0 BB: 0 P: 12	R: 0 E: 0 K: 1 S: 9 H: 0 LOB: 0 BB: 0 P: 12	R: 0 E: 0 K: 0 S: 7 H: 0 LOB: 0 BB: 0 P: 13	R: 0 E: 0 K: 2 S: 9 H: 0 LOB: 0 BB: 0 P: 12	R: 0 E: 0 K: 0 S: 9 H: 1 LOB: 1 BB: 0 P: 13	R: 1 E: 0 K: 0 S: 14 H: 1 LOB: 0 BB: 0 P: 18	R: 0 E: 0 K: 1 S: 7 H: 0 LOB: 0 BB: 0 P: 9	R: 0 E: 0 K: 0 S: 11 H: 1 LOB: 1 BB: 0 P: 13	1B: 1 2B: 1 3B: 1 HR: 1 SF: 0 SAC: 0 DP: 0 HBP: 0						

TOP

Toronto Blue Jays @ Oakland Athletics

Oakland Coliseum, Oakland, CA

Sun Aug 21 2011, 1:10 PM - 3:39 PM PDT

Att. 16,811 - Overcast - 62 F

livebaseballscorecards.com

AB	30
R	1
H	4
RBI	1
BB	1
SO	7
LOB	6

WP: 0 PB: 0 SB: 0 CS: 1 PA: 31

PITCHER	IP	WLS	BF	H	R	ER	SO	BB	IBB	HBP	BLK	WP	HR	S	P	ERA	WHIP
52 Guillermo Moscoso, R (1, 1) ERA: 3.28	8.0	L	27	3	1	1	7	1	0	0	0	0	1	77	109	1.12	0.500
60 Fautino De Los Santos, R (9, 1) ERA: 2.42	1.0		4	1	0	0	0	0	0	0	0	0	0	11	13	0.00	1.000

PITCHER	IP	WLS	BF	H	R	ER	SO	BB	IBB	HBP	BLK	WP	HR	S	P	ERA	WHIP

Batter	1	2	3	4	5	6	7	8	9	AB	R	H	RBI	BB	SO	LOB
19 Jemile Weeks, S (1, 4) OBP: 0.319, SLG: 0.402	C SI 91 B SI 91 B FF 91 F FF 93 S FF 94 2-3 K			X SI 91 0-0 L9		B SI 90 X SI 92 1-0 4 G6-4-3 1-2 2-3 1B			B SI 92 C FF 92 F FC 90 B FC 90 B FC 90 S FC 91 3-3 K	4	0	1	0	0	2	0
4 Coco Crisp, S (1, 8) OBP: 0.324, SLG: 0.380	B SI 93 B FF 93 X FF 93 2-0 G6-3			C FF 92 C SL 81 B SI 93 B CH 84 B SL 84 F SI 95 F SI 93 X SI 92 3-2 G5-3		C SI 92 X SI 91 0-1 G6-4-3 1-2f			C CU 76 C FF 92 X FC 92 0-2 L5	4	0	0	0	0	0	3
55 Hideki Matsui, L (1, 10) OBP: 0.333, SLG: 0.398	C SI 92 B CH 84 F SI 94 X CH 83 1-2 G6-3			B SL 80 B SI 92 F FF 92 B SI 93 C SI 93 S FF 94 3-3 K			C FF 93 B FF 92 C FC 91 C FF 93 1-3 K		F SI 92 B FF 91 F FC 90 B CU 78 X FF 92 2-2 G5-3	4	0	0	0	0	2	0
16 Josh Willingham, R (1, 7) OBP: 0.333, SLG: 0.484		B SI 93 X SI 92 1-0 F9			B SI 90 X SI 91 1-0 G6-3		B FC 91 C FC 90 B FF 93 B FF 92 X FF 92 3-1 F7			3	0	0	0	0	0	0
14 Brandon Allen, L (1, 3) OBP: 0.386, SLG: 0.534		B SI 94 C SI 92 X CH 83 1-1 P3			C SI 92 B FF 92 F SL 80 F CH 82 X SL 82 1-2 F9		S FC 91 B FC 91 F FF 92 B FF 92 B CU 79 B FC 91 4-2 BB			2	0	0	0	1	0	0
28 Conor Jackson, R (1, 9) OBP: 0.323, SLG: 0.354		C SI 92 X CH 83 0-1 G3			B SI 93 B SI 91 B SI 91 C FF 91 F SI 91 C SI 93 3-3 K		C FC 90 C FF 93 B FF 92 S CU 79 1-3 K			3	0	0	0	0	2	1
2 Cliff Pennington, S (1, 6) OBP: 0.317, SLG: 0.348			C SI 92 S CH 82 F CH 82 F FF 90 B SL 84 X SI 94 1-2 G4-3		B SI 91 B FF 90 C SI 91 B SI 91 B SI 92 4-1 8 FC2-6 BB			B SI 92 B SI 91 C FF 91 B FC 91 F FF 92 C FF 92 3-3 K		2	0	0	0	1	1	0
8 Kurt Suzuki, R (1, 2) OBP: 0.291, SLG: 0.381			B SI 92 B SI 92 C FF 92 F FF 92 X SI 94 2-2 P3		1 SAFE L SI 89 X SI 90 0-1 FC2-6 19 1B 29 BB 1-2f			F FC 91 B FF 94 F SL 86 B FF 92 S CU 77 2-3 K		3	0	0	0	0	1	1
29 Scott Sizemore, R (1, 5) OBP: 0.333, SLG: 0.358 15 Ryan Sweeney, L (8, PH) OBP: 0.358, SLG: 0.356 28 Eric Sogard, L (9, 5) OBP: 0.243, SLG: 0.265			C SI 92 S SL 83 S CH 85 0-3 K		F SI 91 B CH 81 B SI 92 B SI 91 F SI 92 F SI 92 F SI 92 B SI 92 4-2 19 1B 1-2 BB			B CU 75 C FC 90 F FF 91 B FF 92 X FC 90 2-2 G3		1 1 0	0 0 0	0 0 0	0 0 0	1 0 0	1 0 0	0 0 0
Inning Stats	R: 0 E: 0 K: 1 S: 7 H: 0 LOB: 0 BB: 0 P: 12	R: 0 E: 0 K: 0 S: 5 H: 0 LOB: 0 BB: 0 P: 7	R: 0 E: 0 K: 1 S: 11 H: 0 LOB: 0 BB: 0 P: 14	R: 0 E: 0 K: 1 S: 9 H: 0 LOB: 0 BB: 0 P: 15	R: 0 E: 0 K: 1 S: 8 H: 0 LOB: 0 BB: 0 P: 13	R: 0 E: 0 K: 0 S: 10 H: 1 LOB: 2 BB: 2 P: 19	R: 0 E: 0 K: 2 S: 10 H: 0 LOB: 1 BB: 1 P: 19	R: 0 E: 0 K: 2 S: 9 H: 0 LOB: 0 BB: 0 P: 16	R: 0 E: 0 K: 1 S: 9 H: 0 LOB: 0 BB: 0 P: 14	1B: 1 2B: 0 3B: 0 HR: 0 SF: 0 SAC: 0 DP: 1 HBP: 0						

PITCHER		IP	WLS	BF	H	R	ER	SO	BB	IBB	HBP	BLK	WP	HR	S	P	ERA	WHIP
47 Luis Perez, L ERA: 3.26	(1, 1)	6.0	W	20	1	0	0	4	2	0	0	0	0	0	50	80	0.00	0.500
44 Casey Janssen, R ERA: 2.2	(7, 1)	3.0	S	10	0	0	0	5	1	0	0	0	0	0	28	49	0.00	0.333

PITCHER	IP	WLS	BF	H	R	ER	SO	BB	IBB	HBP	BLK	WP	HR	S	P	ERA	WHIP

BOTTOM

Toronto Blue Jays @ Oakland Athletics

Oakland Coliseum, Oakland, CA

Sun Aug 21 2011, 1:10 PM - 3:39 PM PDT

Att. 16,811 - Overcast - 62 F

livebaseballscorecards.com

AB	27
R	0
H	1
RBI	0
BB	3
SO	9
LOB	5

Kansas City Royals @ Toronto Blue Jays

Rogers Centre, Toronto, ON

Tue Aug 23 2011, 7:11 PM - 10:04 PM EDT

Att. 20,009 - Cloudy - 73 F

TOP

livebaseballscorecards.com

Batter	1	2	3	4	5	6	7	8	9	AB	R	H	RBI	BB	SO	LOB
4 Alex Gordon, L (1, 7) OBP: 0.367, SLG: 0.484	C SI 91 B SL 86 F FF 93 S FF 94 1-3 K ①	S FS 88 S FF 94 S SL 86 0-3 K ②		C FS 84 B KC 82 C FF 93 S KC 82 1-3 K ③		B SL 83 X SL 80 1-0 1B		S CH 85 C FF 92 F CH 85 1 SAFE D SL 82 C SL 80 1-3 K ②		5	0	1	0	0	4	3
53 Melky Cabrera, S (1, 8) OBP: 0.334, SLG: 0.470	C FF 92 B FF 94 B KC 83 F SI 92 F FF 96 B FF 95 X FF 95 2-2 G4-3 ②	C FF 94 S FF 94 F SL 85 F KC 85 B FF 96 B FF 95 B SL 86 S SL 84 3-3 K ③			C FF 90 F FF 90 F FF 94 X FF 92 0-2 P6 ①	S SI 80 B CH 82 B FF 94 S FF 93 1 SAFE F FF 94 B SI 81 S SI 80 3-3 K ②		B FF 93 C SL 82 B SI 91 X SL 81 2-1 1-2 1B		5	0	1	0	0	2	3
16 Billy Butler, R (1, 10) OBP: 0.368, SLG: 0.459	B SI 92 X FF 94 1-0 F9 ③		X FF 91 0-0 F8 ①		C SL 88 F FF 94 B SL 88 X FF 94 1-2 HR	B FF 91 B FF 91 X FF 90 2-0 F7 ③		B SL 81 C SL 80 B SL 82 B SI 93 S SL 81 S SL 81 3-3 K ③		5	1	1	1	0	1	3
35 Eric Hosmer, L (1, 3) OBP: 0.324, SLG: 0.426		C FF 91 S FF 92 F FF 94 B SL 89 B SL 88 X FF 95 2-2 HR	B SI 92 C SI 93 C FF 94 B FF 96 B KC 84 X KC 84 3-2 21 1B 1B		C FS 86 S FS 84 X KC 83 0-2 21 S 9 2B 1B		X SI 91 0-0 G4-3 ①		C SI 92 X SL 81 0-1 G4-3 ①	5	2	3	1	0	0	0
21 Jeff Francoeur, R (1, 9) OBP: 0.331, SLG: 0.467		X SL 89 0-0 9 E 2B	B FF 93 C FF 93 F FF 93 B FF 92 1 SAFE F KC 82 X SL 87 2-2 13 FC6-4 1-2 1B		B FF 93 F SL 87 F FF 93 C FS 86 1-3 K ② 1-2		C SI 91 X SL 80 0-1 9 F8 2B		S FF 91 B SI 92 X SL 81 1-1 1B	5	1	4	0	0	1	1
9 Johnny Giavotella, R (1, 4) OBP: 0.313, SLG: 0.438 17 Chris Getz, L (8, 4) OBP: 0.313, SLG: 0.283		B SI 93 X FF 94 1-0 E8 13 1B 2-H 1B	B FF 92 S SL 88 C SL 87 X FF 94 1-2 F9 ②		B SL 88 S SL 88 B FF 94 F FF 92 B FF 94 X SL 88 3-2 13 3B 2-H 2B		F FF 92 D SI 92 C SL 81 X SL 80 1-2 F8 ② 2-3		1 SAFE B CH 85 X SI 90 1-0 F8 ②	4 1	2 0	2 0	1 0	0 0	0 0	3 1
13 Salvador Perez, R (1, 2) OBP: 0.250, SLG: 0.317		C FF 95 X FF 95 0-1 8 BB 2-H 1B	B SL 88 C SL 87 S SL 86 B SL 89 X SI 96 2-2 FC6-4 ③ 1-2f		B FF 96 C FF 94 X SL 87 1-1 2-H 3B		C SL 82 X SL 82 0-1 G5-3 ③		B SI 92 S SL 80 F SI 90 X SL 81 1-2 F8 ③	5	0	2	2	0	0	4
8 Mike Moustakas, L (1, 5) OBP: 0.270, SLG: 0.267		C KC 83 B KC 80 B SL 88 B FS 87 B FF 95 4-1 1-2 BB		C KC 80 B FC 91 B FS 84 X FF 92 2-1 1B ①	B FF 92 B FF 92 F FF 93 X FF 94 2-1 P5 ③			B SI 92 C CH 85 B SL 81 B SL 80 X SI 91 3-1 53 1B 1B		3	0	2	0	1	0	1
2 Alcides Escobar, R (1, 6) OBP: 0.283, SLG: 0.328		B KC 82 B SL 87 B FF 95 C FF 94 C FF 95 F FF 96 X FF 96 3-2 F8 ①		B SI 92 X SI 93 1-0 G5-3 ②		C SI 80 S FF 94 F FF 94 B SL 84 F SI 82 F FF 95 X FF 95 1-2 G4-3 ①		1 SAFE 1 SAFE B SL 80 X SL 80 1-0 F7 ①		4	0	0	0	0	0	3
Inning Stats	R: 0 E: 0 K: 1 S: 9 H: 0 LOB: 0 BB: 0 P: 13	R: 3 E: 1 K: 2 S: 21 H: 4 LOB: 2 BB: 1 P: 34	R: 0 E: 0 K: 0 S: 14 H: 2 LOB: 2 BB: 0 P: 22	R: 0 E: 0 K: 1 S: 6 H: 1 LOB: 0 BB: 0 P: 10	R: 3 E: 0 K: 1 S: 20 H: 4 LOB: 1 BB: 0 P: 28	R: 0 E: 0 K: 1 S: 12 H: 1 LOB: 1 BB: 0 P: 19	R: 0 E: 0 K: 0 S: 8 H: 1 LOB: 1 BB: 0 P: 9	R: 0 E: 0 K: 2 S: 12 H: 2 LOB: 2 BB: 0 P: 22	R: 0 E: 0 K: 0 S: 8 H: 1 LOB: 1 BB: 0 P: 11	1B: 10 2B: 3 3B: 1 HR: 2 SF: 0 SAC: 0 DP: 0 HBP: 0						

	AB	42
	R	6
	H	16
	RBI	5
	BB	1
	SO	8
	LOB	22

WP: 0 PB: 0 SB: 1 CS: 0 PA: 43

PITCHER		IP	WLS	BF	H	R	ER	SO	BB	IBB	HBP	BLK	WP	HR	S	P	ERA	WHIP
23 Brandon Morrow, R ERA: 4.65	(1, 1)	4.2	L	25	11	6	6	5	1	0	0	0	0	2	68	103	11.57	2.571
58 Wilfredo Ledezma, L ERA: 6.75	(5, 1)	1.0		4	1	0	0	1	0	0	0	0	0	0	13	20	0.00	1.000
34 Joel Carreno, R ERA:	(6, 1)	3.1		14	4	0	0	2	0	0	0	0	0	0	29	45	0.00	1.200

PITCHER	IP	WLS	BF	H	R	ER	SO	BB	IBB	HBP	BLK	WP	HR	S	P	ERA	WHIP

Batter	1	2	3	4	5	6	7	8	9	AB	R	H	RBI	BB	SO	LOB
5 Yunel Escobar, R (1, 6) OBP: 0.366, SLG: 0.419	F FF 85 X SL 82 0-1 ① F9			B SL 82 C SL 81 X SL 83 1-1 14 G6-4-3 1B		C FF 87 X FF 88 0-1 1-H 2-H HR		B FF 97 C FF 96 S SL 90 D SL 90 X SL 90 2-2 ③ G5-3 1-2		4	1	2	3	0	0	1
14 Eric Thames, L (1, 7) OBP: 0.315, SLG: 0.461	C FF 84 X SL 82 0-1 ② G4-3			D SL 82 C CH 77 X SI 85 1-1 ①② G6-4-3 1-2f		B SL 82 F SL 83 F FF 87 B CU 69 X FF 88 2-2 ② F7			B FF 92 B FF 92 B FF 93 C FF 91 X FF 92 3-1 26 1B 2B	4	1	1	0	0	0	1
19 José Bautista, R (1, 9) OBP: 0.456, SLG: 0.645	C FF 86 B CH 78 B SL 83 X SL 82 2-1 ③ P6			C CU 74 S SL 84 S FF 89 0-3 ③ K		B CH 80 S SL 85 B SL 85 F CH 79 C CU 74 2-3 ③ K			C FF 92 B SL 83 C SL 81 B FF 94 S FF 92 2-3 ① K	4	0	0	0	0	3	1
26 Adam Lind, L (1, 3) OBP: 0.307, SLG: 0.458		C CU 71 C SI 86 S SL 81 0-3 ① K			X CU 71 0-0 ① G4-3		C SL 82 S SI 84 S EP 67 0-3 ① K		D FF 93 X CH 87 1-0 2-H 1B	4	0	1	1	0	2	0
10 Edwin Encarnación, R (1, 10) OBP: 0.336, SLG: 0.453		C CU 71 F SI 86 B CH 77 S FF 88 1-3 ② K			C CU 70 C SL 83 S FF 90 0-3 ② K		B CU 71 B CH 76 F SL 82 X SL 83 2-1 ② F7		S SL 82 B FF 93 F FF 92 B CU 68 F SL 81 X SL 80 2-2 ② P6	4	0	0	0	0	2	1
28 Colby Rasmus, L (1, 8) OBP: 0.314, SLG: 0.415 20 Mark Teahen, L (9, PH) OBP: 0.253, SLG: 0.299		B SI 88 B SL 83 C SL 83 B SI 86 C SI 86 C SL 84 3-3 ③ K			C SI 86 B SL 83 X SL 83 1-1 ③ G3		C CH 78 C SI 86 B EP 63 B SL 84 F FF 87 X CU 69 2-2 ③ F9		F FF 92 S FF 94 S FF 93 0-3 ③ K	3 1	0 0	0 0	0 0	0 0	1 1	0 1
13 Brett Lawrie, R (1, 5) OBP: 0.365, SLG: 0.569			C FF 85 S SL 83 B SI 86 S FF 87 1-3 ① K			F SI 86 X CH 78 0-1 ① F9		M SL 83 F SL 81 B SI 86 X FF 88 1-2 ① F9		3	0	0	0	0	1	0
8 José Molina, R (1, 2) OBP: 0.370, SLG: 0.439			F CH 77 F SL 83 F FF 88 X SI 86 0-2 ② P3			F SL 82 X CU 71 0-1 18 1B 5 HR 1B		X SL 83 0-0 ② G1-3		3	1	1	0	0	0	0
18 Mike McCoy, R (1, 4) OBP: 0.340, SLG: 0.325			B SL 82 S SL 82 C SL 84 B SI 86 C SL 84 2-3 ③ K			C SI 84 C SI 84 X FF 89 0-2 5 HR 1-2 1B		B FF 86 B SL 84 C SI 83 B SL 83 B FF 86 4-1 5 S BB		2	1	1	0	1	1	0
Inning Stats	R: 0 E: 0 K: 0 S: 6 H: 0 LOB: 0 BB: 0 P: 8	R: 0 E: 0 K: 3 S: 9 H: 0 LOB: 0 BB: 0 P: 13	R: 0 E: 0 K: 2 S: 10 H: 0 LOB: 0 BB: 0 P: 13	R: 0 E: 0 K: 1 S: 7 H: 1 LOB: 0 BB: 0 P: 9	R: 0 E: 0 K: 1 S: 6 H: 0 LOB: 0 BB: 0 P: 7	R: 3 E: 0 K: 1 S: 15 H: 3 LOB: 0 BB: 0 P: 19	R: 0 E: 0 K: 1 S: 9 H: 0 LOB: 0 BB: 0 P: 13	R: 0 E: 0 K: 0 S: 8 H: 0 LOB: 1 BB: 1 P: 15	R: 1 E: 0 K: 2 S: 13 H: 2 LOB: 1 BB: 0 P: 21	1B: 4 2B: 1 3B: 0 HR: 1 SF: 0 SAC: 0 DP: 1 HBP: 0						WP: 0 PB: 0 SB: 1 CS: 0 PA: 33	

PITCHER		IP	WLS	BF	H	R	ER	SO	BB	IBB	HBP	BLK	WP	HR	S	P	ERA	WHIP
52 Bruce Chen, L ERA: 4.12	(1, 1)	7.2	W	27	4	3	3	9	1	0	0	0	0	1	67	92	3.52	0.652
56 Greg Holland, R ERA: 1.54	(8, 1)	0.1	H	1	0	0	0	0	0	0	0	0	0	0	3	5	0.00	0.000
48 Joakim Soria, R ERA: 4.22	(9, 1)	1.0	S	5	2	1	1	2	0	0	0	0	0	0	13	21	9.00	2.000

PITCHER	IP	WLS	BF	H	R	ER	SO	BB	IBB	HBP	BLK	WP	HR	S	P	ERA	WHIP

BOTTOM

Kansas City Royals @ Toronto Blue Jays

Rogers Centre, Toronto, ON

Tue Aug 23 2011, 7:11 PM - 10:04 PM EDT

Att. 20,009 - Cloudy - 73 F

livebaseballscorecards.com

AB	32
R	4
H	6
RBI	4
BB	1
SO	11
LOB	5

Kansas City Royals @ Toronto Blue Jays

Rogers Centre, Toronto, ON

Wed Aug 24 2011, 7:10 PM - 9:55 PM EDT

Att. 18,292 - Roof Closed - 68 F

TOP

livebaseballscorecards.com

Batter	1	2	3	4	5	6	7	8	9	AB	R	H	RBI	BB	SO	LOB
4 Alex Gordon, L (1, 7) OBP: 0.371, SLG: 0.490	H SI 89 · 1-0 · 53 S / 16 2B · HBP		B SI 91 S FF 88 F FF 89 B SI 90 B CU 76 B CH 84 · 4-2 · 53 G5-3 / 16 1B · BB		S FF 90 S FF 92 X CU 77 · 0-2 · HR	B FF 94 B FF 93 B FF 92 F FF 92 B FF 92 · 4-1 · 53 FC5 · 1-2 · BB		X FC 91 · 0-0 · P6 ③		2	3	1	1	2	0	1
53 Melky Cabrera, S (1, 8) OBP: 0.333, SLG: 0.466	L FF 91 B SI 92 D FF 92 F FF 90 B CH 84 S CH 85 · 3-3 · K · 1-2		B SL 82 1 SAFE X FF 90 · 1-0 · G5-3 · 1-2		B FF 91 B SI 93 F FF 92 X FF 91 · 2-1 · G4-3 ①	B SI 91 F CH 83 X FF 92 · 1-1 · FC5 ③ · 1-2 2-3f			B FS 85 B FF 94 C FF 93 C FF 94 B FS 86 F FF 94 B FF 95 · 4-2 · 35 S · BB	4	0	0	0	1	1	4
16 Billy Butler, R (1, 10) OBP: 0.370, SLG: 0.465	C FF 91 F FF 92 D CU 77 F CU 76 F FF 93 B FC 93 B FF 93 X FF 92 · 3-2 · 35 G3 · 2-H · 2B		F FF 93 X FF 92 · 0-1 · 21 WP · 2-H · 1B		X FF 93 · 0-0 · P4 ②		B FF 90 S SL 83 C SL 83 B CH 82 X SL 82 · 2-2 · 35 G3-1 · 2B		C FF 95 S FS 87 F FF 96 F FF 95 P PO 91 F FS 86 B CU 78 X FS 87 · 2-2 · L6 ①	5	0	3	2	0	0	1
35 Eric Hosmer, L (1, 3) OBP: 0.322, SLG: 0.423	X FF 91 · 0-0 · G3 ② · 2-3		C FF 93 B FF 92 B FF 92 F SI 92 B FF 93 X FF 93 · 3-2 · F8 ②		B FF 94 C FF 92 F FF 92 X FF 93 · 1-2 · 21 1B · 1B		X FC 90 · 0-0 · G3-1 ① · 2-3		B SI 96 C FF 94 C SI 94 T FF 95 · 1-2 · K ② · 1-2	5	0	1	0	0	1	4
21 Jeff Francoeur, R (1, 9) OBP: 0.330, SLG: 0.464	T SI 92 F FF 93 F FF 94 X FF 92 · 0-2 · G4-1 ③		F FF 92 F FF 92 B CH 85 B CH 85 F FF 92 F CU 77 C FF 90 · 2-3 · K ③ · 1-2		B SI 92 B FF 92 B FF 92 X FF 91 · 3-0 · 1B · 1-2		C FC 90 C FC 91 · 0-3 · K ②		F FF 95 S FF 96 X FF 96 · 0-2 · L9 ③	5	0	1	0	0	2	4
9 Johnny Giavotella, R (1, 4) OBP: 0.296, SLG: 0.412		C SI 90 X FF 91 · 0-1 · G6-3 ①		B FF 89 C FF 89 F FF 91 F FF 92 B FF 93 S CH 84 · 2-3 · K ①	X FF 91 · 0-0 · L4 ③		B FF 91 X FF 90 · 1-0 · F9 ③			4	0	0	0	0	1	3
13 Salvador Perez, R (1, 2) OBP: 0.271, SLG: 0.318		B SI 90 C FF 90 B FF 91 X FF 90 · 2-1 · 8 1B · 1B		B SI 91 C CH 85 F CH 86 F FF 90 B CU 77 B CU 75 F FF 91 B CH 85 · 4-2 · 8 1B · BB		C FF 91 X FF 92 · 0-1 · P4 ①		C SI 92 S FF 92 C FF 94 · 0-3 · K ①		3	0	1	0	1	1	0
8 Mike Moustakas, L (1, 5) OBP: 0.278, SLG: 0.273		C FF 89 D CU 76 C SI 91 X FF 92 · 1-2 · 2 G1-6-3 · 1-2 · 1B		X FF 92 · 0-0 · 2 G6-3 · 1-2 · 1B		B FF 93 B FF 92 F FF 92 B FC 92 B FF 91 · 4-1 · 53 FC5 4 BB · BB		S SI 92 B CU 74 X SI 92 · 1-1 · F9 ②		3	0	2	0	1	0	0
2 Alcides Escobar, R (1, 6) OBP: 0.282, SLG: 0.326		B FF 91 C CH 84 X CH 85 · 1-1 · G1-6-3 ②③ · 1-2f		X FF 90 · 0-0 · G6-3 ②③ · 1-2f		1 SAFE 1 SAFE C FF 92 B FF 91 F CH 85 B FF 93 1 SAFE X CH 84 · 2-2 · L8 ②		B FF 93 B FC 91 F FF 92 C SL 85 F CU 78 B FC 91 F FF 94 B SI 92 · 4-2 · BB		3	0	0	0	1	0	5
Inning Stats	R: 1 E: 0 K: 1 S: 13 · H: 1 LOB: 1 BB: 0 P: 20	R: 0 E: 0 K: 0 S: 9 · H: 2 LOB: 1 BB: 0 P: 13	R: 1 E: 0 K: 1 S: 13 · H: 1 LOB: 1 BB: 1 P: 23	R: 0 E: 0 K: 1 S: 10 · H: 1 LOB: 1 BB: 1 P: 16	R: 1 E: 0 K: 0 S: 11 · H: 3 LOB: 2 BB: 0 P: 17	R: 0 E: 0 K: 0 S: 9 · H: 0 LOB: 2 BB: 2 P: 20	R: 0 E: 0 K: 1 S: 8 · H: 1 LOB: 1 BB: 0 P: 11	R: 0 E: 0 K: 1 S: 10 · H: 0 LOB: 1 BB: 1 P: 15	R: 0 E: 0 K: 1 S: 16 · H: 0 LOB: 1 BB: 1 P: 22	1B: 6 2B: 2 3B: 0 HR: 1 · SF: 0 SAC: 0 DP: 2 HBP: 1						

	AB	34
	R	3
	H	9
	RBI	3
	BB	6
	SO	6
	LOB	22

WP: 1 PB: 0 SB: 2 CS: 0 · PA: 41

PITCHER		IP	WLS	BF	H	R	ER	SO	BB	IBB	HBP	BLK	WP	HR	S	P	ERA	WHIP
24 Ricky Romero, L ERA: 2.78	(1, 1)	6.0		29	8	3	3	3	4	0	1	0	1	1	65	109	4.50	2.000
51 Jesse Litsch, R ERA: 4.15	(7, 1)	1.0	W	4	1	0	0	1	0	0	0	0	0	0	8	11	0.00	1.000
44 Casey Janssen, R ERA: 2.14	(8, 1)	1.0	H	4	0	0	0	1	1	0	0	0	0	0	10	15	0.00	1.000
50 Frank Francisco, R ERA: 3.96	(9, 1)	1.0	S	4	0	0	0	1	1	0	0	0	0	0	16	22	0.00	1.000

PITCHER	IP	WLS	BF	H	R	ER	SO	BB	IBB	HBP	BLK	WP	HR	S	P	ERA	WHIP

Batter	1	2	3	4	5	6	7	8	9	AB	R	H	RBI	BB	SO	LOB
18 Mike McCoy, R (1, 4) OBP: 0.327, SLG: 0.310	B SI 92 C SI 91 S SI 93 S SL 85 1-3 K2-3 ①		C FC 88 T SI 93 D SL 85 F KC 79 F FF 94 B FF 94 X SL 85 2-2 F8 ③		F FF 94 B SI 95 B KC 79 S FC 88 C SI 93 2-3 K ②		C SL 80 X SL 80 0-1 E5 5 G6-4-3			4	0	0	0	0	2	2
5 Yunel Escobar, R (1, 6) OBP: 0.367, SLG: 0.418	F FF 94 C SI 94 X FF 95 0-2 G4-3 ②			B SL 85 F SI 93 H SI 94 2-1 19 HR HBP	C SL 85 B FF 92 S SL 87 X KC 80 1-2 1B		B FF 89 C SL 80 S SL 79 B FF 89 F SL 80 X SL 78 2-2 G6-4-3 ②③ 1-2f			3	1	1	0	0	0	2
19 José Bautista, R (1, 9) OBP: 0.454, SLG: 0.649	C FF 94 B SL 86 F SI 94 B SI 95 S FC 87 2-3 K ③			B SL 84 C SI 92 1 SAFE X SL 84 1-1 1-H HR	S SI 92 D KC 79 D SI 93 C KC 78 B SI 95 X KC 79 3-2 P3 ③			B FF 95 B SL 86 B FF 95 F FF 93 C FF 94 X FF 96 3-2 L9 ①		4	1	1	2	0	1	1
26 Adam Lind, L (1, 3) OBP: 0.305, SLG: 0.453		C FF 92 X SI 93 0-1 G4-3 ①		B KC 78 B SI 93 X SI 94 2-0 G4-3 ①		B FF 92 F CH 79 B SI 92 X FC 87 2-1 F8 ①		B FF 96 X SL 88 1-0 P2 ②		4	0	0	0	0	0	0
10 Edwin Encarnación, R (1, 10) OBP: 0.335, SLG: 0.451		B FC 89 F SI 93 F CH 83 F SI 94 X SL 85 1-2 F7 ②		F FC 90 B KC 76 C SI 93 B SI 95 X FF 94 2-2 13 3B 1B		C FC 88 B KC 77 B KC 79 X FF 94 2-1 P2 ②		B SI 96 B FF 97 X FF 96 2-0 G5-3 ③		4	1	1	0	0	0	0
14 Eric Thames, L (1, 7) OBP: 0.311, SLG: 0.455		F FF 94 B FF 93 F KC 78 X FF 94 1-2 L7 ③		X CH 81 0-0 P6 ②		B CH 82 B KC 76 S CH 82 F FC 88 S SL 86 2-3 K ③				3	0	0	0	0	1	1
13 Brett Lawrie, R (1, 5) OBP: 0.379, SLG: 0.656			C FC 88 F SI 93 B SL 86 X KC 78 1-2 G6-3 ①	B SL 86 B SI 93 B SI 94 C SI 94 S FC 87 F FF 95 F FC 88 F FC 89 X SI 94 3-2 1-H 3B			C SL 78 B SL 81 F FF 90 B SL 78 X SL 81 2-2 HR			3	1	2	2	0	0	0
9 J.P. Arencibia, R (1, 2) OBP: 0.277, SLG: 0.433			B SI 94 F FF 93 B SL 86 B SI 93 B FC 90 4-1 BB	F FF 94 S FC 90 B SL 86 B FC 88 X SI 94 2-2 L8 ③			C FF 90 F SL 80 X SL 79 0-2 E5 1 SH1-4			2	0	0	0	1	0	1
1 Darin Mastroianni, R (1, 8)			X FF 93 0-0 F9 ②		C FF 93 S FC 89 S KC 79 0-3 K ①		B FF 88 X SL 78 1-0 SH1-4 ① 1-2			2	0	0	0	0	1	1
Inning Stats	R: 0 E: 0 K: 2 S: 9 H: 0 LOB: 0 BB: 0 P: 12	R: 0 E: 0 K: 0 S: 9 H: 0 LOB: 0 BB: 0 P: 11	R: 0 E: 0 K: 0 S: 10 H: 0 LOB: 1 BB: 1 P: 17	R: 3 E: 0 K: 0 S: 17 H: 3 LOB: 1 BB: 0 P: 29	R: 0 E: 0 K: 2 S: 12 H: 1 LOB: 1 BB: 0 P: 18	R: 0 E: 0 K: 1 S: 7 H: 0 LOB: 0 BB: 0 P: 13	R: 1 E: 2 K: 0 S: 13 H: 1 LOB: 1 BB: 0 P: 18	R: 0 E: 0 K: 0 S: 5 H: 0 LOB: 0 BB: 0 P: 11		1B: 2 2B: 0 3B: 1 HR: 2 SF: 0 SAC: 1 DP: 1 HBP: 1					WP: 0 PB: 0 SB: 0 CS: 0 PA: 32	

PITCHER		IP	WLS	BF	H	R	ER	SO	BB	IBB	HBP	BLK	WP	HR	S	P	ERA	WHIP
44 Luke Hochevar, R ERA: 4.91	(1, 1)	6.0		24	4	3	3	5	1	0	1	0	0	1	64	100	4.50	0.833
31 Louis Coleman, R ERA: 2.29	(7, 1)	1.0	L	5	1	1	1	0	0	0	0	0	0	1	13	18	9.00	1.000
38 Blake Wood, R ERA: 3.48	(8, 1)	1.0		3	0	0	0	0	0	0	0	0	0	0	5	11	0.00	0.000

PITCHER	IP	WLS	BF	H	R	ER	SO	BB	IBB	HBP	BLK	WP	HR	S	P	ERA	WHIP

BOTTOM

Kansas City Royals @ Toronto Blue Jays

Rogers Centre, Toronto, ON

Wed Aug 24 2011, 7:10 PM - 9:55 PM EDT

Att. 18,292 - Roof Closed - 68 F

livebaseballscorecards.com

AB	29
R	4
H	5
RBI	4
BB	1
SO	5
LOB	8

Kansas City Royals @ Toronto Blue Jays

Rogers Centre, Toronto, ON

Thu Aug 25 2011, 7:09 PM - 10:24 PM EDT

Att. 17,355 - Cloudy - 77 F

TOP

livebaseballscorecards.com

Batter	1	2	3	4	5	6	7	8	9	AB	R	H	RBI	BB	SO	LOB
9 Johnny Giavotella, R (1, 4) OBP: 0.289, SLG: 0.397	C FF 87 F FF 89 B SL 82 B CH 83 B FF 89 X FF 91 3-2 ① G6-3		C CH 80 B FF 88 X FF 89 1-1 2-H 1B		X SI 88 0-0 ③ G5-3		B SI 85 F FF 86 B SL 80 B CH 77 F FF 88 X FF 87 3-2 ① F9	B SI 88 B SI 88 X SI 88 2-0 ② FC4-2 53 1B; 16 2B; 3-H		5	1	1	1	0	0	1
53 Melky Cabrera, S (1, 8) OBP: 0.335, SLG: 0.475	B CH 80 F FF 90 B FF 90 F FF 88 S SL 82 2-3 ② K		C CH 78 F SL 82 F SL 82 S FF 89 0-3 ③ K			B CU 74 L FF 86 F SI 86 X SI 88 1-2 16 1B; 21 1B; 2B	X FF 87 0-0 HR	1 SAFE 1 SAFE C SI 86 1 SAFE B SI 86 1 SAFE B CH 83 X SI 87 2-1 1-2 16 2B		5	3	3	1	0	2	1
16 Billy Butler, R (1, 10) OBP: 0.374, SLG: 0.473	C FF 89 B SL 82 B FF 89 X CH 81 2-1 ③ L5			F SI 85 X CH 81 0-1 35 G3; 8 1B; 2B		F FF 88 D SL 80 B CH 78 B CH 81 F SI 87 X CH 79 3-2 8 FC3-6; 13 1B; 21 1B; 2-3 1B	C SI 89 B SI 88 X CH 82 1-1 21 1B; 35 1B; 8 FC2-1 1B	B SI 88 X SI 88 1-0 1-H 2-H 2B		5	2	4	2	0	0	0
35 Eric Hosmer, L (1, 3) OBP: 0.321, SLG: 0.420		C FF 86 X CH 78 0-1 ① G3		X SL 80 0-0 ① G3 2-3		B FF 89 X CH 82 1-0 ① F7	B SI 87 C SI 87 X SI 86 1-1 8 FC2-1; 21 1B; 1-2 1B	C FF 89 S FC 87 F FC 86 B SI 96 X SI 94 1-2 ③ G1-3		5	0	1	0	0	0	4
21 Jeff Francoeur, R (1, 9) OBP: 0.333, SLG: 0.464 4 Alex Gordon, L (9, 7) OBP: 0.371, SLG: 0.490		F CU 79 B FF 88 X SI 88 1-1 ② G5-3		X FF 88 0-0 ② F8		X SI 88 0-0 8 FC3-6 1-2 3-H 1B	X SI 88 0-0 8 FC2-1 1-2 2-3 1B		B SI 93 F FC 87 H FF 94 2-1 8 2B; HBP	4 0	1 0	2 0	1 0	0 0	0 0	1 0
8 Mike Moustakas, L (1, 5) OBP: 0.280, SLG: 0.280		B FF 88 B FF 89 C SL 82 F SL 83 X CH 80 2-2 ③ F8		C CH 80 B SL 81 F FF 89 X SL 81 1-2 3-H 1B		C FF 88 F FF 88 F FF 90 F FF 89 F SL 82 X SI 87 0-2 ② FC3-6 13 1B 1-2f 2-3	X SI 87 0-0 ② FC2-1 1-2 2-3 3-Hf		B FC 85 B FC 86 B SI 92 C SI 91 C SI 91 F SI 90 F FC 86 X SL 83 3-2 13 WP; 12 SF9; 1-H 2B	5	1	2	2	0	0	5
13 Salvador Perez, R (1, 2) OBP: 0.283, SLG: 0.347			B FF 86 B FF 88 B CH 79 C FF 88 X SI 88 3-1 9 1B; 2B	X FF 88 0-0 ③ F8		B FF 88 F CH 76 F FF 87 X FF 87 1-2 1-3 3-H 1B	C SI 88 B SL 82 B SI 88 B CH 84 S SI 88 F SI 88 X SI 88 3-2 ③ G6-3		F FC 90 F SI 90 B CU 78 F FF 90 S FC 91 1-3 ① K 2-3	5	1	2	1	0	1	5
12 Mitch Maier, L (1, 7) (9, 9) OBP: 0.366, SLG: 0.385			B FF 88 F FF 88 C FF 89 X SL 81 1-2 ① P5		X FF 86 0-0 ① F9	B CH 82 C FF 88 D CH 80 B SI 88 F CH 77 F SI 89 B CH 81 4-2 BB		C CH 81 B FF 86 X CH 83 1-1 9 FC4-2 3B	C FC 92 S SL 84 D SL 85 F SL 83 F FC 91 B SL 83 F SI 90 F FC 90 B SI 90 3-2 ② F SL 82 X FC 91 SF9; 3-H	3	0	1	1	1	0	1
2 Alcides Escobar, R (1, 6) OBP: 0.280, SLG: 0.322			C SI 87 X SL 80 0-1 ② G6-3		C CH 79 B SL 81 B CH 80 X SI 88 2-1 ② G6-3	C SL 80 F CH 81 B FF 90 S SL 82 1-3 ③ K		S CH 83 C SL 80 B SI 88 F CH 84 X SL 80 1-2 ① G4-3	S SL 84 B SI 90 X CU 80 1-1 ③ F8	5	0	0	0	0	1	5

Inning Stats																		
	R: 0	H: 0	R: 0	H: 0	R: 1	H: 2	R: 1	H: 2	R: 0	H: 0	R: 2	H: 4	R: 1	H: 4	R: 2	H: 3	R: 2	H: 1
	E: 0	LOB: 0	E: 0	LOB: 0	E: 0	LOB: 1	E: 0	LOB: 0	E: 0	LOB: 0	E: 0	LOB: 3	E: 0	LOB: 3	E: 0	LOB: 1	E: 0	LOB: 0
	K: 1	BB: 0	K: 0	BB: 0	K: 1	BB: 0	K: 0	BB: 0	K: 0	BB: 0	K: 1	BB: 1	K: 0	BB: 0	K: 0	BB: 0	K: 1	BB: 0
	S: 8	P: 15	S: 7	P: 10	S: 13	P: 18	S: 8	P: 9	S: 4	P: 6	S: 23	P: 34	S: 14	P: 22	S: 14	P: 22	S: 20	P: 30

1B: 9	SF: 1
2B: 5	SAC: 0
3B: 1	DP: 0
HR: 1	HBP: 1

WP: 1	PA: 45
PB: 0	
SB: 0	
CS: 0	

	AB	42
	R	9
	H	16
	RBI	9
	BB	1
	SO	4
	LOB	23

PITCHER		IP	WLS	BF	H	R	ER	SO	BB	IBB	HBP	BLK	WP	HR	S	P	ERA	WHIP
27 Brett Cecil, L ERA: 4.42	(1, 1)	6.1	L	29	9	5	5	3	1	0	0	0	0	1	67	99	7.11	1.579
57 Shawn Camp, R ERA: 4.77	(7, 1)	1.1		10	6	2	2	0	0	0	0	0	0	0	20	32	13.50	4.500
35 Rommie Lewis, L ERA: 13.5	(8, 1)	0.1		3	1	2	0	0	0	0	1	0	0	0	10	16	0.00	3.000
51 Jesse Litsch, R ERA: 4.09	(9, 1)	1.0		3	0	0	0	1	0	0	0	0	1	0	14	19	0.00	0.000

PITCHER		IP	WLS	BF	H	R	ER	SO	BB	IBB	HBP	BLK	WP	HR	S	P	ERA	WHIP

Batter	1	2	3	4	5	6	7	8	9	AB	R	H	RBI	BB	SO	LOB
5 Yunel Escobar, R (1, 6) OBP: 0.364, SLG: 0.413	C SI 82 C CH 72 B SI 86 X CH 74 1-2 ① F9		X CH 76 0-0 ② F7		C CU 70 X CU 67 0-1 ② G6-3		B FS 87 C SL 87 F SL 87 1 SAFE 1 SAFE F FF 95 X SL 85 1-2 ① FC6-4 14 WP 1-2f		B FF 90 B FF 92 C FF 93 F FC 92 B SL 82 X FF 94 3-2 ① F9	5	0	0	0	0	0	1
14 Eric Thames, L (1, 7) OBP: 0.309, SLG: 0.458	X SI 86 0-0 ② F7		X FF 84 0-0 3B		C CH 77 X CU 70 0-1 ③ F7		F FF 95 B CU 76 F SL 86 D FS 87 F SL 87 D CU 76 S FF 96 3-3 ② K 1-2		C FF 89 B FF 93 S CH 87 S FF 92 1-3 ② K	5	0	1	0	0	2	1
19 José Bautista, R (1, 9) OBP: 0.458, SLG: 0.651	B SI 82 C CH 76 S SI 83 B SI 85 F CU 68 B SI 88 B SI 81 4-2 BB		I IN 64 I IN 64 I IN 64 I IN 65 4-0 IBB			F SI 81 X CH 75 0-1 2B	B SL 85 B SL 84 C SL 86 C FF 96 S SL 86 2-3 ③ K		C FF 90 B CU 69 F FF 93 X FC 87 1-2 10 DI 10 HR 1B	3	1	2	0	2	1	1
10 Edwin Encarnación, R (1, 10) OBP: 0.336, SLG: 0.461	B SI 84 C SI 85 F SI 84 X CU 66 1-2 ③ G4-3		T CU 69 F FF 83 B SI 83 X CU 66 1-2 ③ F9			F SI 83 C CU 68 D CH 75 S CU 67 1-3 ① K		B FF 92 B FF 94 C FF 92 S FF 94 B SL 87 F FF 94 X FF 94 3-2 13 3B 2B	C FF 93 X SL 82 0-1 1-H HR	5	2	2	2	0	1	4
26 Adam Lind, L (1, 3) OBP: 0.301, SLG: 0.447		B SI 82 B SI 82 F CH 75 F SI 83 X CU 69 2-2 ① G4-3		C CU 67 C SI 84 B SI 82 C SI 86 1-3 ① K		C CU 68 C SI 84 S CU 67 0-3 ② K		B CU 74 B FF 95 C FF 95 F FF 96 F CU 80 S FF 97 2-3 ① K	B FF 93 C FF 92 B CH 88 C FC 91 F FF 93 S CU 72 2-3 ③ K	5	0	0	0	0	4	2
13 Brett Lawrie, R (1, 5) OBP: 0.386, SLG: 0.677		B SI 86 X SI 84 1-0 1B		B CH 77 C CH 77 B CH 76 S SI 82 F SI 86 F CU 69 S SI 85 2-3 ② K		B CH 75 B CH 76 F SI 83 X CH 77 2-1 ③ F8		D SL 87 B SL 87 X FF 96 2-0 9 SF8 2-H 3B		4	1	2	1	0	1	1
2 Kelly Johnson, L (1, 4) OBP: 0.291, SLG: 0.412		C CH 78 B SI 82 X SI 84 1-1 ② P3		B CU 70 B SI 85 B SI 83 C SI 85 S CH 79 D CH 78 4-2 BB			B SI 81 X SI 83 1-0 9 HR 1B	C FF 96 B SL 87 S SL 87 B SL 88 B FF 96 F SL 88 B FF 97 4-2 9 SF8 BB		2	1	1	0	2	0	1
9 J.P. Arencibia, R (1, 2) OBP: 0.277, SLG: 0.440		B CH 76 1 SAFE X CH 77 1-0 ③ G2-3		C CH 76 C CU 65 B SI 84 1 SAFE B SI 87 S CH 74 2-3 ③ K			F CH 75 X SI 82 0-1 1-H HR	F SL 87 X SL 87 0-1 ② SF8 1-2 3-H		3	1	1	3	0	1	2
18 Mike McCoy, R (1, 8) OBP: 0.324, SLG: 0.308			X SI 82 0-0 ① B1-3		B SI 84 S CH 76 C CH 75 B CH 76 X CH 77 2-2 ① F7		B SI 84 F CH 76 S SI 83 F SI 85 X CU 68 1-2 5 FC6-4 1B	C FF 96 S SL 88 S FF 96 0-3 ③ K		4	0	1	0	0	1	1
Inning Stats	R: 0 H: 0 E: 0 LOB: 1 K: 0 BB: 1 S: 10 P: 16	R: 0 H: 1 E: 0 LOB: 1 K: 0 BB: 0 S: 7 P: 12	R: 0 H: 1 E: 0 LOB: 2 K: 0 BB: 1 S: 6 P: 11	R: 0 H: 0 E: 0 LOB: 1 K: 3 BB: 1 S: 13 P: 22	R: 0 H: 0 E: 0 LOB: 0 K: 0 BB: 0 S: 7 P: 9	R: 0 H: 1 E: 0 LOB: 1 K: 2 BB: 0 S: 10 P: 13	R: 2 H: 3 E: 0 LOB: 1 K: 2 BB: 0 S: 18 P: 26	R: 2 H: 2 E: 0 LOB: 1 K: 2 BB: 1 S: 17 P: 28	R: 2 H: 2 E: 0 LOB: 0 K: 2 BB: 0 S: 15 P: 22	1B: 4 SF: 1 2B: 2 SAC: 0 3B: 2 DP: 0 HR: 2 HBP: 0					WP: 1 PA: 41 PB: 0 SB: 0 CS: 0	

PITCHER		IP	WLS	BF	H	R	ER	SO	BB	IBB	HBP	BLK	WP	HR	S	P	ERA	WHIP
26 Jeff Francis, L ERA: 4.82	(1, 1)	6.0	W	27	6	2	2	5	2	1	0	0	0	1	60	92	3.00	1.333
56 Greg Holland, R ERA: 1.85	(7, 1)	2.0	H	9	2	2	2	4	1	0	0	0	1	0	28	45	9.00	1.500
48 Joakim Soria, R ERA: 4.47	(9, 1)	1.0		5	2	2	2	2	0	0	0	0	0	1	15	22	18.00	2.000

PITCHER	IP	WLS	BF	H	R	ER	SO	BB	IBB	HBP	BLK	WP	HR	S	P	ERA	WHIP

BOTTOM

Kansas City Royals @ Toronto Blue Jays

Rogers Centre, Toronto, ON

Thu Aug 25 2011, 7:09 PM - 10:24 PM EDT

Att. 17,355 - Cloudy - 77 F

livebaseballscorecards.com

AB	36
R	6
H	10
RBI	6
BB	4
SO	11
LOB	14

Batter	1	2	3	4	5	6	7	8	9	AB	R	H	RBI	BB	SO	LOB
8 Desmond Jennings, R (1, 7) OBP: 0.424, SLG: 0.603	B FF 95 X SI 94 1-0 ① G5-3		C FF 93 S SI 94 B SI 94 B FF 94 F SL 83 1 SAFE X SL 85 2-2 1-H HR		C SI 92 B SI 92 B SI 93 X CH 85 2-1 ② G5-3		B SI 91 C SI 90 F SI 92 B SI 92 1 SAFE C SL 81 2-3 ① K		B FF 95 B FF 95 B CH 80 C FF 94 B FF 93 4-1 3-H BB	4	1	1	2	1	1	1
22 Johnny Damon, L (1, 10) OBP: 0.315, SLG: 0.410	C FF 95 F SI 93 F FF 96 X CH 88 0-2 ② G6-3		B FF 94 C CH 85 S CH 84 B FF 95 F CH 86 S CH 85 2-3 ③ K		C SI 94 S FF 94 B FF 95 S CH 84 1-3 ③ K		X SI 90 0-0 ② FC4-6 3 FC6-4 1-2f		C FF 93 B SI 93 F FF 94 X SI 94 1-2 ③ G4-3	5	0	0	0	0	2	2
3 Evan Longoria, R (1, 5) OBP: 0.329, SLG: 0.481	B SI 96 S FF 94 X SI 95 1-1 ③ P3			X FF 93 0-0 HR		C SI 92 X SL 83 0-1 HR	B SI 91 B FF 90 C SL 80 X SI 92 2-1 ③ FC6-4 1-2f			4	2	2	2	0	0	1
18 Ben Zobrist, S (1, 4) OBP: 0.366, SLG: 0.485		C SI 91 B SI 94 X SI 94 1-1 ① G4-3		X SI 90 0-0 ① G1-3		F CH 82 B CH 84 B FF 91 B SI 91 C CH 84 X SL 84 3-2 ① F7		F SI 91 X CH 86 0-1 ① G1-3		4	0	0	0	0	0	0
11 Casey Kotchman, L (1, 3) OBP: 0.385, SLG: 0.452		S SL 86 F CH 87 S SL 85 0-3 ② K		C FF 91 B SI 93 B CH 85 C CH 84 X FF 92 2-2 ② G4-3		B SI 92 C SI 92 B FF 94 B CH 84 C FF 92 B CH 85 4-2 BB		B SI 92 B FF 92 B SL 80 C FF 91 X SI 92 3-1 ② G1-3		3	0	0	0	1	1	0
2 B.J. Upton, R (1, 8) OBP: 0.303, SLG: 0.387		C FF 94 B SI 93 S SI 94 B SI 95 B SI 96 S SI 94 3-3 ③ K		S SI 94 F SI 93 B FF 92 B SI 94 B FF 93 F CH 85 B FF 94 4-2 20 1B BB		X SI 91 0-0 ② P5		C SL 83 B SI 92 B SI 92 S SL 81 F SI 93 F SL 83 C SL 82 2-3 ③ K		3	0	0	0	1	2	1
20 Matt Joyce, L (1, 9) OBP: 0.344, SLG: 0.492			B SI 92 B SL 85 F CH 85 C SI 92 B SL 86 F SI 93 F CH 86 F SL 86 X FF 94 3-2 ① G3-1	1 SAFE 1 SAFE B SI 93 B CH 84 F SI 92 X SI 92 2-1 1-2 1B		B FF 94 X CH 81 1-0 ③ G1-3			S FF 94 B FF 95 F FF 93 X FF 96 1-2 15 WP 8 WP 2B	4	1	2	0	0	0	1
28 John Jaso, L (1, 2) OBP: 0.306, SLG: 0.344			F SI 95 B SL 85 B SI 94 F SI 94 F FF 96 H SL 83 3-2 8 HR HBP	X CH 82 0-0 ③ F8			C SI 92 B SL 80 C SL 80 B SI 92 X SL 82 2-2 HR		B FF 95 X FF 93 1-0 ① F8	3	2	1	1	0	0	3
15 Reid Brignac, L (1, 6) OBP: 0.230, SLG: 0.217			1 SAFE S SI 94 C SI 93 B SI 95 B SI 94 S CH 86 2-3 ② K		C SI 90 B CH 83 F CH 85 C CH 84 1-3 ① K		B SI 92 X SI 92 1-0 22 FC4-6 1B		C FF 94 B CU 84 D SL 83 C CU 81 X FF 94 2-2 ② P6 2-3	4	0	1	0	0	2	2
Inning Stats	R: 0 E: 0 K: 0 S: 7 H: 0 LOB: 0 BB: 0 P: 9	R: 0 E: 0 K: 2 S: 8 H: 0 LOB: 0 BB: 0 P: 12	R: 2 E: 0 K: 2 S: 20 H: 1 LOB: 0 BB: 0 P: 32	R: 1 E: 0 K: 0 S: 11 H: 2 LOB: 2 BB: 1 P: 19	R: 0 E: 0 K: 2 S: 8 H: 0 LOB: 0 BB: 0 P: 12	R: 1 E: 0 K: 0 S: 9 H: 1 LOB: 1 BB: 1 P: 17	R: 1 E: 0 K: 1 S: 10 H: 2 LOB: 1 BB: 0 P: 17	R: 0 E: 0 K: 1 S: 9 H: 0 LOB: 0 BB: 0 P: 14	R: 1 E: 0 K: 0 S: 11 H: 1 LOB: 1 BB: 1 P: 20	1B: 2 2B: 1 3B: 0 HR: 4 SF: 0 SAC: 0 DP: 0 HBP: 1						

TOP

Tampa Bay Rays @ Toronto Blue Jays

Rogers Centre, Toronto, ON

Fri Aug 26 2011, 7:10 PM - 9:49 PM EDT

Att. 20,491 - Partly Cloudy - 68 F

livebaseballscorecards.com

AB	34
R	6
H	7
RBI	5
BB	3
SO	8
LOB	11

WP: 2 PA: 38
PB: 0
SB: 0
CS: 0

PITCHER	IP	WLS	BF	H	R	ER	SO	BB	IBB	HBP	BLK	WP	HR	S	P	ERA	WHIP
37 Henderson Alvarez III, R (1, 1) ERA: 4.76	6.0	L	25	4	4	4	6	2	0	1	0	0	3	63	101	6.00	1.000
34 Joel Carreno, R (7, 1) ERA: 1.69	2.0		8	2	1	1	2	0	0	0	0	0	1	19	31	4.50	1.000
58 Wilfredo Ledezma, L (9, 1) ERA: 7.2	1.0		5	1	1	1	0	1	0	0	0	2	0	11	20	9.00	2.000

PITCHER	IP	WLS	BF	H	R	ER	SO	BB	IBB	HBP	BLK	WP	HR	S	P	ERA	WHIP

Batter	1	2	3	4	5	6	7	8	9	AB	R	H	RBI	BB	SO	LOB
5 Yunel Escobar, R (1, 6) OBP: 0.363, SLG: 0.412	B FF 91 X SI 91 1-0 G6-3		B SI 91 X SI 89 1-0 14 1B 1B		1 SAFE X FC 86 0-0 FC6-4 1-2f			C FF 91 1 SAFE S FC 84 D CH 84 B SI 92 S CH 82 2-3 K		4	0	1	0	0	1	2
14 Eric Thames, L (1, 7) OBP: 0.312, SLG: 0.459	B SI 91 X FF 90 1-0 1B		C CH 84 D CH 83 X FC 87 1-1 26 FC4-6 1-2 1B		X SI 88 0-0 G3			B CH 84 F SI 90 C KC 77 C FC 85 1-3 K		4	0	2	0	0	1	2
19 José Bautista, R (1, 9) OBP: 0.455, SLG: 0.646 20 Mark Teahen, L (7, 9) OBP: 0.252, SLG: 0.296	B SI 90 C FF 91 D KC 79 1 SAFE B CH 84 C SI 91 C FF 91 3-3 K		C KC 79 F SI 92 S KC 80 0-3 K			C KC 78 C KC 78 B KC 78 B CH 82 F KC 79 B FF 91 S KC 79 3-3 K		C KC 77 B FC 85 S KC 77 S KC 78 1-3 K2-3		3 1	0 0	0 0	0 0	0 0	3 1	3 1
26 Adam Lind, L (1, 3) OBP: 0.301, SLG: 0.446	B FF 91 B SI 92 F FF 92 C KC 77 X KC 78 2-2 F7		X KC 79 0-0 FC4-6 1-2f			B SI 91 S CH 83 X KC 79 1-1 F9			B CH 88 B CH 81 T SI 90 F SI 90 X CH 83 2-2 13 FC4-6 1B	4	0	1	0	0	0	3
10 Edwin Encarnación, R (1, 10) OBP: 0.333, SLG: 0.456		B FF 91 B SI 90 F FF 90 S CH 83 S CH 84 2-3 K		C SI 90 B CH 83 S CH 83 X SI 92 1-2 F8		C FC 83 B CH 83 X FC 84 1-1 G6-3			C FC 85 F CH 82 B CH 82 S FC 85 1-3 K	4	0	0	0	0	2	1
13 Brett Lawrie, R (1, 5) OBP: 0.378, SLG: 0.696		C SI 91 B CH 83 B FC 86 B SI 91 X FF 90 3-1 HR	B KC 77 B FC 85 C SI 91 B CH 83 C FC 86 S CH 83 3-3 K				C CH 85 S CH 83 C CH 84 0-3 K		B FC 84 D SI 91 C CH 82 B CH 83 S SI 90 X SI 90 3-2 FC4-6 2 DI 1-2f	4	1	1	1	0	2	1
2 Kelly Johnson, L (1, 4) OBP: 0.291, SLG: 0.411		C FF 91 X CH 83 0-1 F7	C FC 87 S KC 79 S CH 83 0-3 K				B FC 85 S CH 83 X CH 83 1-1 8 FC5-4 1B		C KC 77 B KC 77 S SI 90 X FC 86 1-2 F7 1-2	4	0	1	0	0	1	1
8 José Molina, R (1, 2) OBP: 0.362, SLG: 0.430		X SI 91 0-0 F7			F SI 90 S CH 83 S CH 83 0-3 K		B CH 82 C KC 82 B CH 82 S CH 83 F CH 82 X CH 83 2-2 FC5-4 18 CS 1-2f			3	0	0	0	0	1	1
18 Mike McCoy, R (1, 8) OBP: 0.333, SLG: 0.312			C SI 89 X KC 76 0-1 F9		F FF 90 C CH 83 B CH 84 B KC 79 B CH 83 F FF 90 B FF 90 4-2 5 FC6-4 BB		F SI 90 C SI 91 B SI 90 1 SAFE 1-2 CS 1-2	X KC 76 0-0 1B		2	0	1	0	1	0	0
Inning Stats	R: 0 E: 0 K: 1 S: 8 H: 1 LOB: 1 BB: 0 P: 15	R: 1 E: 0 K: 1 S: 8 H: 1 LOB: 0 BB: 0 P: 13	R: 0 E: 0 K: 1 S: 9 H: 2 LOB: 2 BB: 0 P: 11	R: 0 E: 0 K: 2 S: 9 H: 0 LOB: 0 BB: 0 P: 13	R: 0 E: 0 K: 1 S: 8 H: 0 LOB: 1 BB: 1 P: 12	R: 0 E: 0 K: 1 S: 8 H: 0 LOB: 0 BB: 0 P: 13	R: 0 E: 0 K: 1 S: 11 H: 1 LOB: 0 BB: 0 P: 15	R: 0 E: 0 K: 3 S: 10 H: 1 LOB: 1 BB: 0 P: 14	R: 0 E: 0 K: 1 S: 12 H: 1 LOB: 1 BB: 0 P: 19	1B: 6 2B: 0 3B: 0 HR: 1	SF: 0 SAC: 0 DP: 0 HBP: 0						

PITCHER	IP	WLS	BF	H	R	ER	SO	BB	IBB	HBP	BLK	WP	HR	S	P	ERA	WHIP
33 James Shields, R (1, 1) ERA: 2.96	9.0	W	34	7	1	1	12	1	0	0	0	0	1	83	125	1.00	0.889

PITCHER	IP	WLS	BF	H	R	ER	SO	BB	IBB	HBP	BLK	WP	HR	S	P	ERA	WHIP

BOTTOM

Tampa Bay Rays @ Toronto Blue Jays

Rogers Centre, Toronto, ON

Fri Aug 26 2011, 7:10 PM - 9:49 PM EDT

Att. 20,491 - Partly Cloudy - 68 F

livebaseballscorecards.com

AB	33
R	1
H	7
RBI	1
BB	1
SO	12
LOB	15

TOP

Tampa Bay Rays @ Toronto Blue Jays

Rogers Centre, Toronto, ON

Sat Aug 27 2011, 1:12 PM - 4:34 PM EDT

Att. 24,052 - Sunny - 68 F

livebaseballscorecards.com

Batter	1	2	3	4	5	6	7	8	9	AB	R	H	RBI	BB	SO	LOB
8 Desmond Jennings, R (1, 7) OBP: 0.424, SLG: 0.592	B FF 94 S FF 93 B FF 94 X FF 94 2-1 F9 ①		B FF 91 B SI 93 1 SAFE 1 SAFE B SI 91 C SI 90 B SI 90 4-1 1-2 BB		X FF 92 0-0 5 SH1-3 1-2 1B		B FC 90 B FC 88 S FC 88 C SL 82 X SI 90 2-2 G3 ①	B SL 84 C FC 91 X CU 75 1-1 F9 ③		4	0	1	0	1	0	1
5 Sam Fuld, L (1, 9) OBP: 0.310, SLG: 0.361	B FF 94 B FF 93 C SI 94 B FF 93 C FF 94 X FF 94 3-2 G6-3 ②		C SL 83 C SI 92 F FF 93 S CH 83 0-3 K ③		X SI 92 0-0 SH1-3 ② 1-2 2-3		B SI 89 F FC 90 B SL 82 B FC 88 B SI 89 4-1 3 BB 2 HR BB		C FF 92 X FF 92 0-1 F7 ①	3	1	0	0	1	1	2
3 Evan Longoria, R (1, 5) OBP: 0.332, SLG: 0.479	B FF 93 B FF 95 C FF 94 B FF 95 F SI 95 X FF 94 3-2 F9 ③			B CH 81 B FF 92 B CH 80 B SI 93 4-0 18 2B 1 2B BB	B CH 82 C SI 92 B SL 83 B CH 84 I IN 69 4-1 IBB		C SL 84 1 SAFE 1 SAFE P PO 85 1 SAFE B FC 90 B FC 89 S SL 82 B SL 82 4-2 2 HR 1-2 BB		B FS 84 F FF 94 B FF 95 S FS 86 X FF 96 2-2 P3 ②	2	2	0	0	3	0	0
18 Ben Zobrist, S (1, 10) OBP: 0.366, SLG: 0.487		C FF 93 X CH 81 0-1 G6-3 ①		F SI 92 F FF 93 B FF 91 F CH 82 B SI 92 X CH 82 2-2 1 2B 1-3 2B	C FF 93 B SI 93 B SI 91 F SI 92 S SL 83 2-3 K ③		B FC 89 B FF 88 C FC 88 F SL 80 D CU 79 S SL 81 3-3 K ②		B FS 86 B CU 80 B FS 86 C X FS 85 3-1 2 1B	5	1	2	0	0	2	5
2 B.J. Upton, R (1, 8) OBP: 0.306, SLG: 0.394		B SI 93 B FF 92 B SI 93 C FF 92 F SI 93 F SI 94 B FF 94 4-2 10 CS BB	F FF 93 B FF 93 C FF 94 F SI 93 S SL 84 1-3 K ①		T CH 81 B SL 79 F SI 87 H CH 83 2-2 10 B1-5-4 1 1B HBP	X FC 89 0-0 1-H 2-H HR		B CU 77 F FS 86 C FF 96 S FF 95 1-3 K ③ 1-2	3	1	1	3	1	2	3
1 Sean Rodríguez, R (1, 3) (7, 4) OBP: 0.307, SLG: 0.350		B CH 81 X SI 92 1-0 P3 ②	B FF 91 B FF 91 B CH 83 X SI 93 3-0 10 CS 2-H 3-H 2B		X SI 88 0-0 10 B1-5-4 9 1B 1-2 1B	C FF 92 B SL 85 X FF 91 1-1 10 E1 10 E 1B			4	1	3	2	0	0	1
10 Kelly Shoppach, R (1, 2) OBP: 0.269, SLG: 0.300		B FF 91 1 SAFE B SI 92 2-0 CS ③ 1-2	C FF 93 F CH 82 B SL 82 F CH 84 X FF 94 1-2 G5-3 ① B SI 93 S CH 82 C FF 92 C SI 92 1-3 K ②③ 2-3		X SI 86 0-0 ① B1-5-4 ② 1-3 2-3f	1 SAFE S FC 90 B FC 90 1 SAFE 1 SAFE 1-1 E1 ③ 1-3	B FF 93 S FC 91 B FF 94 X FC 91 2-1 F8 ①		5	0	0	0	0	1	4
9 Elliot Johnson, S (1, 4) (7, 6) OBP: 0.256, SLG: 0.338			B FF 93 C SI 92 B FF 93 F CH 83 X CH 84 2-2 8 BB 1B		B FF 91 B SI 91 X SI 91 2-0 ① G5-3	B SL 80 D SI 85 X CH 82 2-0 15 S 3-H 1B		C SI 92 C FF 92 B FF 93 X CU 78 1-2 11 CS 1B		4	0	3	1	0	0	0
15 Reid Brignac, L (1, 6) OBP: 0.231, SLG: 0.218 11 Casey Kotchman, L (7, 3) OBP: 0.386, SLG: 0.453			S SL 82 S SL 82 X SL 82 0-2 L9 ②		C SI 92 F FF 92 X SL 83 0-2 5 SH1-3 8 1B 1B	1 SAFE C SI 88 1 SAFE B SI 88 1 SAFE S CH 83 B SI 86 X CH 83 2-2 G4-3 ③ 1-2		C FC 91 B FC 91 B FF 93 X FC 92 2-1 1-2 1B	3 1	0 0	1 1	0 0	0 0	0 0	2 0

Inning Stats	1	2	3	4	5	6	7	8	9
	R: 0 E: 0 K: 0 S: 8 H: 0 LOB: 0 BB: 0 P: 16	R: 0 E: 0 K: 0 S: 6 H: 0 LOB: 0 BB: 1 P: 13	R: 0 E: 0 K: 1 S: 15 H: 1 LOB: 2 BB: 1 P: 22	R: 2 E: 0 K: 2 S: 12 H: 2 LOB: 0 BB: 1 P: 23	R: 0 E: 0 K: 1 S: 11 H: 2 LOB: 3 BB: 1 P: 19	R: 1 E: 0 K: 0 S: 8 H: 2 LOB: 1 BB: 0 P: 14	R: 3 E: 2 K: 1 S: 14 H: 2 LOB: 1 BB: 2 P: 28	R: 0 E: 0 K: 0 S: 9 H: 2 LOB: 1 BB: 0 P: 15	R: 0 E: 0 K: 1 S: 10 H: 1 LOB: 1 BB: 0 P: 16

1B: 9 SF: 0
2B: 2 SAC: 1
3B: 0 DP: 1
HR: 1 HBP: 1

WP: 0 PA: 43
PB: 0
SB: 2
CS: 3

AB	34
R	6
H	12
RBI	6
BB	6
SO	6
LOB	18

PITCHER		IP	WLS	BF	H	R	ER	SO	BB	IBB	HBP	BLK	WP	HR	S	P	ERA	WHIP
47 Luis Perez, L ERA: 3.29	(1, 1)	5.0		22	5	2	2	4	3	1	0	0	0	0	52	93	3.60	1.600
57 Shawn Camp, R ERA: 4.85	(6, 1)	1.0	L	5	2	1	1	0	0	0	1	0	0	0	8	14	9.00	2.000
51 Jesse Litsch, R ERA: 4.48	(7, 1)	0.2		5	1	3	3	1	2	0	0	0	0	1	11	23	40.50	4.500
44 Casey Janssen, R ERA: 2.08	(7, 1)	1.1		6	3	0	0	0	0	0	0	0	0	0	12	20	0.00	2.250
50 Frank Francisco, R ERA: 3.86	(9, 1)	1.0		4	1	0	0	1	0	0	0	0	0	0	10	16	0.00	1.000

PITCHER	IP	WLS	BF	H	R	ER	SO	BB	IBB	HBP	BLK	WP	HR	S	P	ERA	WHIP

Batter	1	2	3	4	5	6	7	8	9	AB	R	H	RBI	BB	SO	LOB
5 Yunel Escobar, R (1, 6) OBP: 0.360, SLG: 0.408	B SI 89 C SI 90 X SI 91 1-1 ① B1		C SI 90 S CU 78 F FF 92 B CU 78 C SI 93 1-3 ① K		B CU 77 S SI 90 X SI 90 1-1 ① L4		X CH 81 0-0 ③ G5-3		F FF 92 B FF 91 B CU 79 F FF 91 X FS 84 2-2 ③ F7	5	0	0	0	0	1	0
14 Eric Thames, L (1, 7) OBP: 0.315, SLG: 0.472	B FF 91 C SI 89 B CU 78 F SI 91 X SI 92 2-2 19 2B 1B		B CH 85 S CH 85 S CU 80 B SL 85 X SI 92 2-2 ② F8		B SI 92 B SI 91 C SI 90 F CH 85 X CH 83 2-2 ② F8			S FF 95 S FF 96 F FF 97 F FF 98 F SL 82 F FF 96 B SL 81 B SL 82 X FF 95 2-2 HR		4	2	2	1	0	0	0
19 José Bautista, R (1, 9) OBP: 0.455, SLG: 0.646	B SI 91 X SI 92 1-0 26 1B 1-H 2B		B SI 93 B CU 80 F SI 93 B CU 81 S CH 86 F CH 86 B SL 85 4-2 BB		S CU 79 B CH 84 X SI 93 1-1 ③ P2			B FF 95 S FF 94 X FF 96 1-1 ① P3		3	0	1	1	1	0	0
26 Adam Lind, L (1, 3) OBP: 0.300, SLG: 0.444	F FF 92 B CU 79 C CH 82 F SL 86 X SI 94 1-2 2-3 1B		1 SAFE X FC 90 0-0 ③ F8			C CU 77 B CH 85 B SI 90 F CH 84 F SI 90 F CU 78 S FF 92 2-3 ① K		S SI 97 B SL 84 B FF 94 F FF 94 S FF 96 2-3 ② K		4	0	1	0	0	2	1
10 Edwin Encarnación, R (1, 10) OBP: 0.334, SLG: 0.463	B SI 93 F SI 91 B CU 80 X CH 83 2-1 ② P4			C SI 90 B CH 84 B SI 92 F SI 91 F SI 93 B CU 80 B FF 90 4-2 2 G3 9 2B BB		B CU 78 X CH 84 1-0 ② G6-3		B FC 87 C FC 86 X FF 93 1-1 HR		3	2	1	1	1	0	2
2 Kelly Johnson, L (1, 4) OBP: 0.290, SLG: 0.408	B FF 92 B SI 92 C SI 91 X FF 91 2-1 ③ G1-3			C FF 90 B CU 77 X CH 82 1-1 ① G3 1-2		F CH 84 X CU 79 0-1 ③ G4-3		B SL 77 B FF 92 B FC 85 C FF 91 B CH 84 4-1 BB		3	0	0	0	1	0	3
13 Brett Lawrie, R (1, 5) OBP: 0.372, SLG: 0.699		C FF 90 B SI 91 C FF 92 S CU 80 1-3 ① K		C CU 78 F SI 90 F CU 80 B SI 92 D CH 85 D CH 83 C CU 79 3-3 ② K			B CU 75 F SI 88 C FF 90 B CU 77 B CH 83 X FF 90 3-2 9 G6-3 3B	B FC 89 B SL 79 X FC 87 2-0 ③ P5		4	1	1	0	0	2	2
9 J.P. Arencibia, R (1, 2) OBP: 0.277, SLG: 0.441		F FF 91 B SI 92 S CH 84 B CU 81 B SI 92 S FF 92 3-3 ② K		S CH 84 D CU 81 F FF 91 X CU 80 1-2 2-H 2B			B SI 90 B SI 89 C SI 89 B FF 89 X SI 89 3-1 ① G6-3 3-H		F X 0-1 ① F9	4	0	1	2	0	1	0
3 Dewayne Wise, L (1, 8) OBP: 0.263, SLG: 0.254		C SI 92 X CH 86 0-1 ③ G4-3		B CH 83 F FF 90 C CH 83 S SI 93 1-3 ③ K			C SI 86 C SI 86 B KC 81 B KC 79 S KC 79 2-3 ② K		C FF 90 X CU 78 0-1 ② F7	4	0	0	0	0	2	1
Inning Stats	R: 1 E: 0 K: 0 S: 14 H: 3 LOB: 2 BB: 0 P: 23	R: 0 E: 0 K: 2 S: 8 H: 0 LOB: 0 BB: 0 P: 12	R: 0 E: 0 K: 1 S: 11 H: 0 LOB: 1 BB: 1 P: 18	R: 1 E: 0 K: 2 S: 15 H: 1 LOB: 1 BB: 1 P: 25	R: 0 E: 0 K: 0 S: 7 H: 0 LOB: 0 BB: 0 P: 11	R: 0 E: 0 K: 1 S: 8 H: 0 LOB: 0 BB: 0 P: 11	R: 1 E: 0 K: 1 S: 9 H: 1 LOB: 0 BB: 0 P: 17	R: 2 E: 0 K: 1 S: 16 H: 2 LOB: 1 BB: 1 P: 28	R: 0 E: 0 K: 0 S: 7 H: 0 LOB: 0 BB: 0 P: 9	1B: 2 2B: 2 3B: 1 HR: 2	SF: 0 SAC: 0 DP: 0 HBP: 0		WP: 0 PB: 0 SB: 0 CS: 0	PA: 37			

PITCHER		IP	WLS	BF	H	R	ER	SO	BB	IBB	HBP	BLK	WP	HR	S	P	ERA	WHIP
34 Jeff Niemann, R ERA: 3.46	(1, 1)	6.1	W	26	5	3	3	6	2	0	0	0	0	0	68	111	4.26	1.105
39 J.P. Howell, L ERA: 6.75	(7, 1)	0.2	H	2	0	0	0	1	0	0	0	0	0	0	4	6	0.00	0.000
57 Jake McGee, L ERA: 5.09	(8, 1)	0.2	H	3	1	1	1	1	0	0	0	0	0	1	12	17	13.50	1.500
37 Juan Cruz, R ERA: 4.1	(8, 1)	0.1	H	3	1	1	1	0	1	0	0	0	0	1	4	11	27.00	6.000
62 Joel Peralta, R ERA: 3.28	(9, 1)	1.0	S	3	0	0	0	0	0	0	0	0	0	0	7	9	0.00	0.000

PITCHER	IP	WLS	BF	H	R	ER	SO	BB	IBB	HBP	BLK	WP	HR	S	P	ERA	WHIP

BOTTOM

Tampa Bay Rays @ Toronto Blue Jays

Rogers Centre, Toronto, ON

Sat Aug 27 2011, 1:12 PM - 4:34 PM EDT
Att. 24,052 - Sunny - 68 F

livebaseballscorecards.com

AB	34
R	5
H	7
RBI	5
BB	3
SO	8
LOB	9

Batter	1	2	3	4	5	6	7	8	9	AB	R	H	RBI	BB	SO	LOB
8 Desmond Jennings, R (1, 7) OBP: 0.440, SLG: 0.646	X SI 90 0-0 HR	C SL 87 B SL 84 X FF 93 1-1 HR		B FF 92 B KC 84 B SI 93 C FF 94 F SI 93 B SL 86 4-2 22 E 22 S BB		B SI 92 1 SAFE B SI 92 S SI 90 C SI 90 B SI 92 X SI 88 3-2 1-2 1B		C SL 78 B SL 78 X FF 91 1-1 F8 ①	C FF 94 C FF 94 B FF 94 D SL 83 X FF 94 2-2 3 SF8 22 G3 18 1B 1-2 3-H 1B	5	3	4	3	1	0	0
22 Johnny Damon, L (1, 10) OBP: 0.313, SLG: 0.407	B SI 92 S SI 91 X FS 84 1-1 G4-3 ①	C FS 89 F FS 88 F SL 83 F FS 83 S SL 88 0-3 K ③		B FS 86 F FF 90 S FS 82 B FS 86 B SL 86 X FF 95 3-2 E4 1-3		B FC 87 B FC 87 F FF 91 S SI 90 F SI 91 F SI 91 S SL 78 2-3 K ②		B FF 90 F CH 85 X SI 90 1-1 11 BB 3 BB 1B	X FF 93 0-0 G3 ① 1-2 2-3	6	0	1	0	0	2	5
3 Evan Longoria, R (1, 5) OBP: 0.332, SLG: 0.476	S SI 91 B SI 91 X SL 87 1-1 F9 ②		B FS 88 B KC 84 F SI 92 F SL 90 B SL 87 X SL 85 3-2 2 1B 1B	C FF 91 X FF 90 0-1 F8 ③		C SI 92 F SI 92 X SI 93 0-2 P5 ③		B FF 91 S FF 89 B SL 79 B SL 78 C SL 79 B SL 81 4-2 1-2 11 BB BB	B CH 83 X FF 94 1-0 SF8 ② 2-3 3-H	4	0	1	1	1	0	4
18 Ben Zobrist, S (1, 4) OBP: 0.366, SLG: 0.484	B FF 90 C SI 93 F SI 91 C FF 93 1-3 K ③		F FS 87 S FS 82 F FF 91 F SL 86 S FS 84 0-3 K ①		B FS 88 X FS 87 1-0 G4-3 ①		B SI 92 C SI 91 F SI 92 B SL 85 F SI 91 B FC 82 F SI 89 F SI 90 B SI 91 4-2 20 1B 11 HBP 20 E BB	C SL 77 B SI 91 C SL 81 B FF 90 S SL 80 2-3 K ②	X FF 94 0-0 2 BB 11 BB 20 2B 3-H 1B	5	2	1	1	1	3	3
11 Casey Kotchman, L (1, 3) OBP: 0.390, SLG: 0.451		C FF 89 F SI 91 B SL 87 X FS 84 1-2 G4-3 ①	C FS 85 B FS 86 1 SAFE C FS 80 C FF 93 1-3 K ②		C FS 84 F FS 87 F FF 92 H FF 92 1-2 HBP		B FC 86 S SI 92 B FC 85 H SI 91 3-1 20 E 1-2 HBP	B SI 91 B CH 85 B SL 79 B FF 90 4-0 1-2 2-3 BB	C SL 82 B FF 93 B FF 94 B FF 92 F FF 94 B FF 93 4-2 2 BB 20 2B 1-2 BB	2	1	0	0	2	1	1
2 B.J. Upton, R (1, 8) OBP: 0.308, SLG: 0.392		C FF 94 B SL 88 S FF 95 F SI 95 B SI 96 B FF 94 B FF 96 4-2 20 S 20 WP 28 2B BB	F FS 87 F FF 90 B FS 81 X FF 92 1-2 1-2 1B		B FS 88 B FS 84 X FS 88 2-0 P4 ②		F SI 91 X FF 91 0-1 F8 ①	S SL 82 D SL 81 X SI 91 1-1 G6-3 ③	F FF 94 T FF 93 B FF 94 B SL 83 F FF 94 B FF 93 B FF 92 4-2 20 2B 1-2 2-3 BB	4	1	1	0	2	0	6
20 Matt Joyce, L (1, 9) OBP: 0.347, SLG: 0.497		F SI 90 B FS 82 D SL 88 C FF 94 S SI 93 2-3 K ② 1-3	X FS 82 0-0 G1-3 ③		C FS 87 X FS 89 0-1 P5 ③		D SI 92 C FF 88 S SI 91 B SL 78 D SI 91 F SL 80 F SI 90 X SI 90 3-2 E9 1-3 2-H 1B		28 3B 2B 1-3 2-H 3-H 2B	6	1	3	2	0	1	4
28 John Jaso, L (1, 2) OBP: 0.307, SLG: 0.358		B FF 92 F FF 91 C FF 92 X KC 82 1-2 1 HR 3-H 2B		B FS 88 F FS 81 B FS 80 B FF 92 C FF 90 X FF 92 3-2 P5 ①		F FS 89 B SL 84 C FS 83 F SL 88 B FF 92 B FS 83 F FS 88 X FF 91 3-2 F7 ①	C SI 91 X SI 93 0-1 G6-3 ②		8 1B 2-H 3B F8	6	2	2	2	0	0	4
1 Sean Rodríguez, R (1, 6) OBP: 0.312, SLG: 0.360		D FS 87 S SL 87 X SI 92 1-1 2-H HR		B SL 86 S SL 85 X SL 86 1-1 G5-3 ②		B FS 83 B FS 89 F FS 81 F SI 90 F KC 79 F KC 84 B KC 83 F FF 91 F FS 81 4-2 B FS 87 8 1B BB	B SI 92 X SI 92 1-0 F8 ③		S FF 93 B FF 94 B FF 93 B SI 82 B FF 94 4-1 22 G3 8 1B 3 SF8 BB	3	2	1	2	2	0	2
Inning Stats	R: 1 E: 0 K: 1 S: 8 H: 1 LOB: 0 BB: 0 P: 11	R: 4 E: 0 K: 2 S: 21 H: 3 LOB: 0 BB: 1 P: 31	R: 0 E: 0 K: 2 S: 15 H: 2 LOB: 2 BB: 0 P: 20	R: 0 E: 1 K: 0 S: 12 H: 0 LOB: 2 BB: 1 P: 23	R: 0 E: 0 K: 0 S: 7 H: 0 LOB: 1 BB: 0 P: 11	R: 0 E: 0 K: 1 S: 22 H: 1 LOB: 2 BB: 1 P: 34	R: 1 E: 1 K: 0 S: 16 H: 1 LOB: 2 BB: 1 P: 27	R: 0 E: 0 K: 1 S: 11 H: 1 LOB: 3 BB: 2 P: 24	R: 6 E: 0 K: 0 S: 21 H: 5 LOB: 2 BB: 3 P: 45	1B: 7 2B: 3 3B: 1 HR: 3 SF: 1 SAC: 0 DP: 0 HBP: 2	WP: 1 PB: 0 SB: 2 CS: 0 PA: 53					

TOP

Tampa Bay Rays @ Toronto Blue Jays

Rogers Centre, Toronto, ON

Sun Aug 28 2011, 1:09 PM - 4:25 PM EDT

Att. 21,618 - Cloudy - 70 F

livebaseballscorecards.com

AB	41
R	12
H	14
RBI	11
BB	9
SO	7
LOB	29

PITCHER		IP	WLS	BF	H	R	ER	SO	BB	IBB	HBP	BLK	WP	HR	S	P	ERA	WHIP
23 Brandon Morrow, R ERA: 4.79	(1, 1)	5.1	L	27	6	5	5	5	3	0	1	0	1	3	74	114	8.44	1.688
35 Rommie Lewis, L ERA: 3.86	(6, 1)	1.2		9	2	1	0	1	1	0	1	0	0	0	27	43	0.00	1.800
34 Joel Carreno, R ERA: 1.42	(8, 1)	1.0		6	1	0	0	1	2	0	0	0	0	0	11	24	0.00	3.000
58 Wilfredo Ledezma, L ERA: 15.0	(9, 1)	1.0		11	5	6	6	0	3	0	0	0	0	0	21	45	54.00	8.000

PITCHER		IP	WLS	BF	H	R	ER	SO	BB	IBB	HBP	BLK	WP	HR	S	P	ERA	WHIP

BOTTOM

Tampa Bay Rays @ Toronto Blue Jays

Rogers Centre, Toronto, ON

Sun Aug 28 2011, 1:09 PM - 4:25 PM EDT

Att. 21,618 - Cloudy - 70 F

livebaseballscorecards.com

Batter	1	2	3	4	5	6	7	8	9	AB	R	H	RBI	BB	SO	LOB
18 Mike McCoy, R (1, 8) OBP: 0.348, SLG: 0.309	C SI 93 B FF 94 B FF 94 B SI 94 C SI 94 B FF 94 4-2 19 S BB		F SI 95 S FC 86 B SL 90 X FC 90 1-2 ② G4-3			B SI 90 S SI 90 B CH 83 B FF 92 B SI 91 4-1 BB		B SI 93 B SI 93 B SL 78 B SI 92 4-0 5 1B BB		1	0	0	0	3	0	0
5 Yunel Escobar, R (1, 6) OBP: 0.359, SLG: 0.406	C SI 95 C FF 94 S FC 91 0-3 ① K		C CH 86 F FC 91 F FF 97 C FF 96 0-3 ③ K			B FC 87 X SI 92 1-0 ① F9		C SI 91 X SL 81 0-1 1-2 1B		4	0	1	0	0	2	2
19 José Bautista, R (1, 9) OBP: 0.452, SLG: 0.640	B FF 95 B CH 85 B CH 86 C FF 96 F SI 96 S CH 86 3-3 ② K 1-2			C SI 92 C FF 94 F FF 94 C FF 95 0-3 ① K		F FF 94 B SI 94 X FF 95 1-1 ② F8		B SL 79 C SL 78 B SL 80 B SI 92 C SL 78 C SL 76 3-3 ② K		4	0	0	0	0	3	4
10 Edwin Encarnación, R (1, 3) OBP: 0.334, SLG: 0.462 20 Mark Teahen, L (8, PH) OBP: 0.250, SLG: 0.294 (9, 3)	B SI 95 F CH 85 C SI 96 S SL 91 1-3 ③ K			F CH 84 X CH 86 0-1 1B		B SI 96 B CH 86 S SI 96 X SI 95 2-1 ③ G5-3		X SI 91 0-0 ③ F7		3 1	0 0	1 0	0 0	0 0	1 0	2 2
2 Kelly Johnson, L (1, 4) OBP: 0.288, SLG: 0.404		C SI 93 C FF 94 S FF 95 0-3 ① K		B FF 94 F FF 94 C SI 95 F SI 96 B FF 96 F SI 95 C SI 96 2-3 ② K			F FC 89 S FF 91 C SI 93 0-3 ① K		B SI 89 B FF 90 C FF 89 B FF 90 F SI 90 S SI 90 3-3 ① K	4	0	0	0	0	4	1
13 Brett Lawrie, R (1, 5) OBP: 0.378, SLG: 0.688		B FF 94 C CH 85 S SI 95 B FF 95 C FC 92 2-3 ② K		F FF 95 D CH 88 B CH 85 B SI 94 F SI 96 X FC 91 3-2 ③ P4			B CH 82 C CH 81 F FF 94 B FF 95 X FC 90 2-2 1B		B FF 92 X SI 91 1-0 1B	4	0	2	0	0	1	1
8 José Molina, R (1, 10) OBP: 0.359, SLG: 0.424		B CH 85 S SI 96 B CH 87 S FF 95 F FF 97 B SI 95 X FC 91 3-2 1B	S CH 83 B FC 88 C FF 93 C SI 95 1-3 ① K			S CH 85 D CH 86 F SI 94 S SI 95 1-3 ② K		C FF 93 S CH 84 S CH 85 0-3 ② K		4	0	1	0	0	3	2
14 Eric Thames, L (1, 7) OBP: 0.310, SLG: 0.464		B SI 96 C SI 95 B FF 96 F FF 95 F FF 97 C SI 96 2-3 ③ K			B KC 77 B FF 95 X FF 95 2-0 ② G3-1		B FF 95 C SI 94 F FF 95 F SI 96 X FC 91 1-2 ③ F8		C FF 93 F FF 93 C FF 92 0-3 ③ K	4	0	0	0	0	2	3
9 J.P. Arencibia, R (1, 2) OBP: 0.275, SLG: 0.437			T FF 93 S FF 94 C FF 94 0-3 ① K		C CH 84 S FF 95 S FF 97 0-3 ③ K			C SL 79 S SL 81 X SL 81 0-2 ① G5-3		3	0	0	0	0	2	0

	AB	32
	R	0
	H	5
	RBI	0
	BB	3
	SO	18
	LOB	17

Inning Stats	1	2	3	4	5	6	7	8	9
	R: 0 E: 0 K: 3 S: 11	H: 0 LOB: 1 BB: 1 P: 19	R: 0 E: 0 K: 3 S: 14	H: 1 LOB: 1 BB: 0 P: 21	R: 0 E: 0 K: 2 S: 10	H: 0 LOB: 0 BB: 0 P: 11	R: 0 E: 0 K: 2 S: 14	H: 1 LOB: 1 BB: 0 P: 19	R: 0 E: 0 K: 2 S: 7	H: 0 LOB: 0 BB: 0 P: 10	R: 0 E: 0 K: 0 S: 6	H: 0 LOB: 1 BB: 1 P: 14	R: 0 E: 0 K: 2 S: 13	H: 1 LOB: 1 BB: 0 P: 17	R: 0 E: 0 K: 1 S: 9	H: 1 LOB: 2 BB: 1 P: 16	R: 0 E: 0 K: 3 S: 10	H: 1 LOB: 1 BB: 0 P: 14

	1B: 5	SF: 0	WP: 0	PA: 35
	2B: 0	SAC: 0	PB: 0	
	3B: 0	DP: 0	SB: 1	
	HR: 0	HBP: 0	CS: 0	

PITCHER		IP	WLS	BF	H	R	ER	SO	BB	IBB	HBP	BLK	WP	HR	S	P	ERA	WHIP
14 David Price, L ERA: 3.4	(1, 1)	7.0	W	26	3	0	0	14	2	0	0	0	0	0	75	111	0.00	0.714
47 Brandon Gomes, R ERA: 3.49	(8, 1)	1.1		6	1	0	0	2	1	0	0	0	0	0	12	22	0.00	1.500
27 Cesár Ramos, L ERA: 4.41	(9, 1)	0.2		3	1	0	0	2	0	0	0	0	0	0	7	8	0.00	1.500

PITCHER	IP	WLS	BF	H	R	ER	SO	BB	IBB	HBP	BLK	WP	HR	S	P	ERA	WHIP

Batter	1	2	3	4	5	6	7	8	9	AB	R	H	RBI	BB	SO	LOB
8 Desmond Jennings, R (1, 7) OBP: 0.439, SLG: 0.634	B FF 91 B FF 91 B FF 90 B SI 90 4-0 22 HR BB	1 SAFE B FF 92 B FF 92 1 SAFE F FF 92 X FF 90 2-1 ③ F9		C FF 91 B FF 91 X CH 84 1-1 ③ G5-3			B FC 90 C SL 87 B FC 89 B SL 80 X FF 87 3-1 18 L6 22 BB 1B		B SI 95 B FF 94 B FF 94 C FF 94 C FF 95 X FF 94 3-2 ③ G5-3	4	1	1	0	1	0	2
22 Johnny Damon, L (1, 10) OBP: 0.317, SLG: 0.421	L SI 91 B SI 91 X SI 90 1-1 1-H HR		B FF 90 L FF 89 B FF 90 X FF 92 2-1 ① P5		C FF 88 B SL 84 B FF 92 X FF 92 2-1 HR		B FF 86 B SI 87 B FC 88 B FF 88 4-0 1-2 BB			3	2	2	3	1	0	0
3 Evan Longoria, R (1, 5) OBP: 0.333, SLG: 0.481	B SI 93 F FF 92 F FF 93 B FF 94 F FF 93 X CH 86 2-2 ① F8		B SI 91 B SI 92 B FC 92 C FF 91 X FF 91 3-1 18 FC1-5-2 3B		B SI 90 C CH 82 B CH 85 B FF 91 B FF 92 4-1 18 G4-6-3 BB		B SL 82 B SL 87 S FC 87 F FC 89 B FC 88 S FF 86 3-3 ① K			3	0	1	0	1	1	2
18 Ben Zobrist, S (1, 4) OBP: 0.363, SLG: 0.480	C SI 94 F SI 91 B CU 77 B CH 87 S SI 93 2-3 ② K		X FF 92 0-0 ② FC1-5-2 11 E 3-H	X CH 84 0-0 ①② G4-6-3 1-2f			B SI 88 C SL 82 B FF 88 F FC 88 X SI 91 2-2 ②③ L6 2-2			4	0	0	0	0	1	4
11 Casey Kotchman, L (1, 3) OBP: 0.389, SLG: 0.449	B FF 92 B FF 92 B FF 92 C FF 91 F FF 91 X FF 92 3-2 1B		B SI 93 C FF 92 B SI 93 C FF 92 F FF 94 X FF 92 2-2 E1 2-3		B FF 92 B FF 92 X FF 92 2-0 ③ F8			B SI 92 B FF 92 C FF 92 C FF 92 B FC 91 F FF 92 X FC 91 3-2 ① G1-3		4	0	1	0	0	0	1
2 B.J. Upton, R (1, 8) OBP: 0.308, SLG: 0.393	S FF 92 F FF 91 B FF 93 X FF 93 1-2 ③ F9		X FF 93 0-0 ③ G5-3			X SI 90 0-0 20 G6-3 2B		B SL 87 X FF 93 1-0 ② P5		4	0	1	0	0	0	3
20 Matt Joyce, L (1, 9) OBP: 0.343, SLG: 0.492		S FF 91 B CU 75 B SI 91 X FF 91 2-1 ① F7		B SI 90 F FF 89 B CU 74 S FF 89 X FF 92 2-2 ① G4-3		F FF 91 X FF 92 0-1 ① G6-3 2-3		C CU 76 B SI 93 F FF 92 B FC 92 X FF 93 2-2 ③ F8		4	0	0	0	0	0	1
28 John Jaso, L (1, 2) OBP: 0.310, SLG: 0.358		C SI 93 B SI 91 B SI 90 B FF 93 C FF 92 S FF 91 3-3 ② K		C CU 74 B CU 77 B FC 92 F FF 90 X FF 92 2-2 1 FC5-4 1B		B FF 93 B FF 91 B FF 92 C FF 92 C FF 92 B CU 77 4-2 1 G5-4-3 BB			C FF 91 B FF 93 F FF 93 X FS 86 1-2 ① G3	3	0	1	0	1	1	0
1 Sean Rodríguez, R (1, 6) OBP: 0.311, SLG: 0.356		C FF 91 C SI 92 B FF 92 B FF 93 B FF 92 B CH 84 4-2 BB		C CH 83 S CH 85 B FF 90 X CH 83 1-2 ② FC5-4 1-2f		B FF 92 D CH 84 X FF 90 2-0 ②③ G5-4-3 1-2f			C FS 85 C CU 76 X CU 77 0-2 ② G5-3	3	0	0	0	1	0	3
Inning Stats	R: 2 E: 0 K: 1 S: 15 H: 2 LOB: 1 BB: 1 P: 28	R: 0 E: 0 K: 1 S: 9 H: 0 LOB: 1 BB: 1 P: 20	R: 0 E: 1 K: 0 S: 10 H: 1 LOB: 2 BB: 0 P: 17	R: 0 E: 0 K: 0 S: 11 H: 1 LOB: 1 BB: 0 P: 17	R: 1 E: 0 K: 0 S: 5 H: 1 LOB: 0 BB: 1 P: 13	R: 0 E: 0 K: 0 S: 6 H: 1 LOB: 1 BB: 1 P: 12	R: 0 E: 0 K: 1 S: 8 H: 1 LOB: 1 BB: 1 P: 20	R: 0 E: 0 K: 0 S: 8 H: 0 LOB: 0 BB: 0 P: 14	R: 0 E: 0 K: 0 S: 9 H: 0 LOB: 0 BB: 0 P: 13	1B: 3 2B: 2 3B: 1 HR: 2 SF: 0 SAC: 0 DP: 3 HBP: 0						

PITCHER	IP	WLS	BF	H	R	ER	SO	BB	IBB	HBP	BLK	WP	HR	S	P	ERA	WHIP
24 Ricky Romero, L (1, 1) ERA: 2.84	6.0	W	27	6	3	3	2	4	0	0	0	0	2	56	107	4.50	1.667
51 Jesse Litsch, R (7, 1) ERA: 4.41	1.0		4	1	0	0	1	1	0	0	0	0	0	8	20	0.00	2.000
44 Casey Janssen, R (8, 1) ERA: 2.03	1.0		3	0	0	0	0	0	0	0	0	0	0	8	14	0.00	0.000
50 Frank Francisco, R (9, 1) ERA: 3.76	1.0		3	0	0	0	0	0	0	0	0	0	0	9	13	0.00	0.000

PITCHER	IP	WLS	BF	H	R	ER	SO	BB	IBB	HBP	BLK	WP	HR	S	P	ERA	WHIP

TOP

Tampa Bay Rays @ Toronto Blue Jays

Rogers Centre, Toronto, ON

Mon Aug 29 2011, 7:09 PM - 10:10 PM EDT

Att. 19,725 - Cloudy - 70 F

livebaseballscorecards.com

AB	32
R	3
H	7
RBI	3
BB	5
SO	3
LOB	16

WP: 0 PB: 0 SB: 0 CS: 0 PA: 37

Batter	1	2	3	4	5	6	7	8	9	AB	R	H	RBI	BB	SO	LOB
5 Yunel Escobar, R (1, 6) OBP: 0.361, SLG: 0.407	C FF 91 B FF 93 F FF 94 B FF 94 B FF 95 B FF 95 4-2 14 FC4-6 BB		B KC 80 B KC 79 C FC 91 X SI 90 2-1 14 2B 19 G4-3 1B	B FF 94 X FF 93 1-0 14 1B 3-H 1B	B SI 93 X SL 79 1-0 ③ G5-3 1-2 2-3		C SL 80 B FC 88 X FC 87 1-1 ② G6-3			4	1	2	1	1	0	3
14 Eric Thames, L (1, 7) OBP: 0.312, SLG: 0.467	B FF 93 B SI 88 C FF 93 1 SAFE X SI 91 2-1 ① FC4-6 19 WP 1-2f		1 SAFE D KC 79 B FF 91 X FF 92 2-0 19 G4-3 26 HR 1-3 2B	B FF 92 X SI 92 1-0 19 HBP 1-3 1B		C SI 88 X KC 80 0-1 ① G4-3	S FF 95 B FF 97 X SI 95 1-1 ③ G3			5	1	2	0	0	0	2
19 José Bautista, R (1, 9) OBP: 0.453, SLG: 0.645	B FF 94 B SI 92 C SI 94 C SL 85 B SL 86 B FF 95 4-2 26 G4-6-3 1-3 BB		C FF 94 F SI 93 B FF 95 D SL 88 F SL 83 D FF 88 X FF 95 3-2 ② G4-3 2-3 3-H	B KC 82 D CH 81 B SI 91 F SI 92 C KC 82 H SL 87 4-2 1-2 HBP		F SI 88 C CH 82 X SI 88 0-2 HR		C FF 96 B FF 96 S FF 95 B FF 96 X FF 95 2-2 ① P4		3	1	1	2	1	0	1
26 Adam Lind, L (1, 3) OBP: 0.299, SLG: 0.448	X KC 81 0-0 ②③ G4-6-3 1-2f		B FF 94 C FF 95 S SL 84 F FF 94 B FF 96 X FF 95 2-2 3-H HR	B FF 95 C FF 95 X SL 84 1-1 ③ G4-3		C KC 81 F CH 82 S SL 81 0-3 ② K		F FF 95 C FF 95 F FF 96 S FF 96 0-3 ② K		5	1	1	2	0	2	5
10 Edwin Encarnación, R (1, 10) OBP: 0.335, SLG: 0.460		C FC 89 B SI 86 F SI 88 B CH 83 X FF 93 2-2 ① F9	C FF 94 B KC 82 F SI 92 X SL 88 1-2 ③ G6-3		C FC 91 B SI 89 F FF 92 C SL 86 1-3 ① K	C SL 81 X CH 82 0-1 2 S 1B		B FF 94 F FF 94 B CU 81 F FF 96 F FF 97 F FF 96 B FF 96 B FF 94 4-2 2 1B BB		4	0	1	0	1	1	0
2 Kelly Johnson, L (1, 4) OBP: 0.293, SLG: 0.412		B FF 91 F FC 91 X KC 79 1-1 ② F7	B FF 91 F FF 92 F FF 93 X KC 80 1-2 13 G5-3 9 2B 1B	X FF 93 0-0 9 1B 3B	C SI 88 D KC 80 C KC 79 B KC 80 D KC 81 F KC 80 D SI 88 4-2 1-2 BB			F SI 91 F SI 92 X SI 92 0-2 1-2 1B		4	2	3	0	1	0	0
13 Brett Lawrie, R (1, 5) OBP: 0.379, SLG: 0.667		B KC 79 F FF 91 B SI 91 B FF 93 X SI 93 3-1 9 S 1B	L SL 86 X KC 79 0-1 ① G5-3 1-2	B SL 83 C FF 94 D SL 83 B SL 87 S SL 83 F FF 95 F FF 94 B SL 88 4-2 5 S 9 1B BB	C CH 82 C KC 80 S CH 81 0-3 ③ K			C CH 85 B CH 84 B CH 84 C CH 86 X CU 72 2-2 ③ F7		4	0	1	0	1	1	5
9 J.P. Arencibia, R (1, 2) OBP: 0.280, SLG: 0.449		C FF 92 S KC 78 F FF 94 F CH 82 D SL 85 S KC 82 1-3 ③ K 1-2	C KC 80 S CH 80 D KC 81 X KC 81 1-2 3 G4-3 5 1B 2-H 2B	X SL 78 0-0 5 S 1-2 3-H 1B			X FF 92 0-0 3B			4	1	3	2	0	1	1
3 Dewayne Wise, L (1, 8) OBP: 0.250, SLG: 0.240			F FF 87 B FC 88 C FC 90 S KC 80 1-3 ① K	B SI 92 B SI 92 F FF 91 C FF 93 F SI 94 F KC 82 F FF 94 X SL 86 2-2 ② G4-3 2-3	C SI 91 S FF 90 T SI 92 0-2 ② K		S SL 78 B FF 92 C SL 79 F SL 79 F FC 88 B FF 92 S SL 78 2-3 ① K			4	0	0	0	0	3	4
Inning Stats	R: 0 E: 0 K: 0 S: 7 H: 0 LOB: 1 BB: 2 P: 17	R: 0 E: 0 K: 1 S: 12 H: 1 LOB: 1 BB: 0 P: 19	R: 3 E: 0 K: 1 S: 17 H: 3 LOB: 0 BB: 0 P: 28	R: 2 E: 0 K: 0 S: 20 H: 4 LOB: 3 BB: 0 P: 31	R: 1 E: 0 K: 2 S: 13 H: 2 LOB: 2 BB: 1 P: 19	R: 1 E: 0 K: 2 S: 16 H: 2 LOB: 2 BB: 1 P: 20	R: 0 E: 0 K: 1 S: 10 H: 1 LOB: 1 BB: 0 P: 14	R: 0 E: 0 K: 1 S: 18 H: 1 LOB: 2 BB: 1 P: 26		1B: 8 2B: 2 3B: 2 HR: 2 SF: 0 SAC: 0 DP: 1 HBP: 1					

PITCHER		IP	WLS	BF	H	R	ER	SO	BB	IBB	HBP	BLK	WP	HR	S	P	ERA	WHIP
40 Wade Davis, R ERA: 4.52	(1, 1)	4.1	L	25	9	6	6	3	3	0	1	0	1	1	64	108	12.46	2.769
47 Brandon Gomes, R ERA: 3.41	(5, 1)	0.2		3	1	0	0	1	0	0	0	0	0	0	5	6	0.00	1.500
39 J.P. Howell, L ERA: 6.84	(6, 1)	1.0		6	2	1	1	2	1	0	0	0	0	1	16	20	9.00	3.000
37 Juan Cruz, R ERA: 4.04	(7, 1)	0.2		3	1	0	0	1	0	0	0	0	0	0	8	11	0.00	1.500
57 Jake McGee, L ERA: 4.82	(7, 1)	1.0		4	0	0	0	1	1	0	0	0	0	0	14	21	0.00	1.000

PITCHER		IP	WLS	BF	H	R	ER	SO	BB	IBB	HBP	BLK	WP	HR	S	P	ERA	WHIP
27 Cesár Ramos, L ERA: 4.37	(8, 1)	0.1		2	1	0	0	0	0	0	0	0	0	0	6	8	0.00	3.000

BOTTOM

Tampa Bay Rays @ Toronto Blue Jays

Rogers Centre, Toronto, ON

Mon Aug 29 2011, 7:09 PM - 10:10 PM EDT

Att. 19,725 - Cloudy - 70 F

livebaseballscorecards.com

AB	37
R	7
H	14
RBI	7
BB	5
SO	8
LOB	21

WP: 2 PA: 43
PB: 0
SB: 4
CS: 0

Batter	1	2	3	4	5	6	7	8	9	10	AB	R	H	RBI	BB	SO	LOB
5 Yunel Escobar, R (1, 6) OBP: 0.359, SLG: 0.406	B FF 92 F SI 93 X SI 93 1-1 G1-3 ①		C FF 90 B SL 82 X SI 91 1-1 19 1B 1B F SI 91 B FF 91 F SL 83 X FF 92 1-2 G6-3 ③				C SI 94 B CU 79 X SI 94 1-1 G3 ①		B FF 92 C CU 80 B CU 80 D CU 80 X FF 92 3-1 SF9 ① 1-3 2-H	B FC 91 1-0 CS ③ 1-2	4	0	1	1	0	0	2
14 Eric Thames, L (1, 7) OBP: 0.313, SLG: 0.473	C FC 91 B CU 73 B FF 93 X SI 93 2-1 F7 ②		C FF 91 B SI 91 1 SAFE 1 SAFE B CH 82 1 SAFE S CH 81 F SI 92 F SL 83 2-3 S SI 92 K ①		B CU 72 X CH 80 1-0 26 1B 10 G1-2-3 2B		X FF 96 0-0 2B		B FF 92 S FC 89 B FC 88 F CU 79 X FF 91 2-2 F7 ②		5	0	2	0	0	1	3
19 José Bautista, R (1, 9) OBP: 0.453, SLG: 0.642	B FF 93 B FF 94 C CU 74 F FF 94 X SI 95 2-2 G3 ③		B SL 82 C SL 84 C SI 92 F SL 83 D CH 85 B SI 93 X SI 94 3-2 1-2 1B		D SL 81 C FF 90 B SI 90 B CH 82 X CH 84 3-1 E2 10 G1-2-3 26 1B		X SI 93 0-0 P4 ②		I IN 80 I IN 81 I IN 84 I IN 85 4-0 26 BB IBB		4	0	1	0	1	0	2
26 Adam Lind, L (1, 3) OBP: 0.300, SLG: 0.446		B FF 91 F CU 72 X FF 92 1-1 F8 ① B FF 93 C CH 86 F SL 82 S SL 83 1-3 K ②		B CH 82 F FF 90 X SL 81 1-1 10 G1-2-3 1-2 2-3 1B		S CH 86 B SI 93 S CH 87 F CH 87 X FF 94 1-2 P2 ③		B FF 92 B CU 81 B CU 80 B FC 88 4-0 10 FC6-4 1-2 BB		4	0	1	0	1	1	3
10 Edwin Encarnación, R (1, 10) OBP: 0.333, SLG: 0.455		B FF 92 B FF 93 T SI 93 F FF 93 B SL 83 B SI 96 4-2 2 BB 13 HR BB	C FF 92 B SL 83 X FF 92 1-1 F7 ③	X FF 92 0-0 G1-2-3 ① ② 1-2 2-3 3-Hf			B SI 94 C SI 93 B SI 92 X SI 94 2-1 G5-3 ①	S FF 91 C FF 92 X FF 92 0-2 FC6-4 ③ 1-2f		4	1	0	0	1	0	8
2 Kelly Johnson, L (1, 4) OBP: 0.294, SLG: 0.415		B SI 92 C FF 91 F SI 92 B FF 93 F SI 93 B CH 82 B SI 93 4-2 13 HR 1-2 BB	X FF 88 0-0 F8 ①	B FC 91 X CH 81 1-0 F8 ③			S SI 95 S SI 96 D CH 90 S CH 88 1-3 K ②			B FF 90 F FF 91 X FF 92 1-1 8 WP 3B	4	2	1	0	1	1	2
13 Brett Lawrie, R (1, 5) OBP: 0.380, SLG: 0.682		B SL 82 C SI 94 F SI 94 F FF 93 X CU 74 1-2 1-H 2-H HR	B FF 92 C SI 93 B SL 83 H SI 92 3-1 9 1B HBP		B FF 92 C FF 93 F FF 92 B FF 93 F SI 94 T SI 94 2-2 K ①		B FF 95 C SI 94 F SI 94 F FF 95 B CH 88 X SI 96 2-2 P4 ③			B SL 82 F FF 92 X FF 92 1-1 P4 ①	4	1	1	3	0	1	1
9 J.P. Arencibia, R (1, 2) OBP: 0.282, SLG: 0.450 3 Dewayne Wise, L (9, PR) OBP: 0.250, SLG: 0.240 8 José Molina, R (9, 2) OBP: 0.364, SLG: 0.424		S SL 81 B SL 81 B FF 92 S SL 81 B FF 93 F SL 82 X FF 94 3-2 P4 ②	1 SAFE C SL 82 B FF 91 F FF 91 X SL 83 1-2 1-2 1B		B SL 83 B SI 94 X SL 81 2-0 P6 ②				X CU 79 0-0 5 S 18 BB 5 SF9 1B	B FF 93 S FC 92 B FC 92 B FF 93 B SL 92 4-1 18 FC6-4 3-H BB	4 0 0	0 1 0	2 0 0	0 0 0	0 0 1	0 0 0	0 0 0
18 Mike McCoy, R (1, 8) OBP: 0.342, SLG: 0.296		B FF 91 C CU 75 C CU 75 T SI 92 1-2 K ③	S SL 81 F FF 92 B FF 91 B SI 91 B SL 83 S SI 92 3-3 K ②		B SI 92 X FF 93 1-0 G5-3 ③				D FC 87 B FF 91 B FF 91 B FF 92 4-0 5 SF9 5 S 1-2 BB	1 SAFE C FF 91 X FF 91 0-1 FC6-4 ② 5 CS 1-2f	4	0	0	0	1	2	3
Inning Stats	R: 0 E: 0 K: 0 S: 7 H: 0 LOB: 0 BB: 0 P: 12	R: 3 E: 0 K: 1 S: 18 H: 1 LOB: 0 BB: 2 P: 32	R: 0 E: 0 K: 2 S: 16 H: 2 LOB: 2 BB: 0 P: 24	R: 0 E: 0 K: 1 S: 11 H: 1 LOB: 2 BB: 0 P: 19	R: 0 E: 1 K: 0 S: 7 H: 2 LOB: 2 BB: 0 P: 13	R: 0 E: 0 K: 1 S: 6 H: 0 LOB: 0 BB: 0 P: 11	R: 0 E: 0 K: 0 S: 8 H: 1 LOB: 1 BB: 0 P: 10	R: 0 E: 0 K: 1 S: 9 H: 0 LOB: 0 BB: 0 P: 14	R: 1 E: 0 K: 0 S: 9 H: 1 LOB: 3 BB: 3 P: 26	R: 1 E: 0 K: 0 S: 7 H: 1 LOB: 0 BB: 1 P: 14	1B: 5 2B: 2 3B: 1 HR: 1 SF: 1 SAC: 0 DP: 1 HBP: 1	WP: 1 PB: 0 SB: 2 CS: 1 PA: 46					

PITCHER		IP	WLS	BF	H	R	ER	SO	BB	IBB	HBP	BLK	WP	HR	S	P	ERA	WHIP
46 Jeremy Guthrie, R ERA: 4.42	(1, 1)	6.0		27	6	3	3	5	2	0	1	0	0	1	65	111	4.50	1.333
43 Jim Johnson, R ERA: 2.65	(7, 1)	2.0	H	7	1	0	0	1	0	0	0	0	0	0	17	24	0.00	0.500
63 Kevin Gregg, R ERA: 4.41	(9, 1)	1.0	B	7	1	1	1	0	2	1	0	0	0	0	9	26	9.00	3.000
50 Willie Eyre, R ERA: 4.15	(10, 1)	1.0	W	4	1	1	1	0	1	0	0	0	1	0	7	14	9.00	2.000

PITCHER IP WLS BF H R ER SO BB IBB HBP BLK WP HR S P ERA WHIP

TOP

Toronto Blue Jays @ Baltimore Orioles

Oriole Park at Camden Yards, Baltimore, MD

Tue Aug 30 2011, 7:08 PM - 10:25 PM EDT

Att. 10,756 - Clear - 78 F

livebaseballscorecards.com

AB	37
R	5
H	9
RBI	4
BB	6
SO	6
LOB	24

Toronto Blue Jays @ Baltimore Orioles

Oriole Park at Camden Yards, Baltimore, MD

Tue Aug 30 2011, 7:08 PM - 10:25 PM EDT

Att. 10,756 - Clear - 78 F

livebaseballscorecards.com

Batter	1	2	3	4	5	6	7	8	9	10	AB	R	H	RBI	BB	SO	LOB
2 J.J. Hardy, R (1, 6) OBP: 0.315, SLG: 0.516	C SI 89 F SI 88 X SL 83 0-2 P4 ①	B FF 91 B SI 91 C FF 92 S FF 92 F FF 93 B CH 84 S FF 92 3-3 K ③		B FF 91 X FF 89 1-0 F7 ③			B FF 90 C SL 78 B FF 92 F SL 79 X SL 79 2-2 10 G6-4-3 2B	B SL 78 X SI 87 1-0 FC5 ③ 1-2 2-3f			5	0	1	0	0	1	7
21 Nick Markakis, L (1, 9) OBP: 0.342, SLG: 0.400	B FF 89 C FF 90 B FF 90 B FC 87 X FF 92 3-1 G5-3 ②		F CH 81 X FF 89 0-1 F8 ①		B FF 88 C FF 90 F CH 82 B CH 83 F SI 90 X FF 90 2-2 F7 ①		B SI 90 B SL 80 B SL 79 B FF 91 4-0 10 G6-4-3 BB		B FF 92 B FF 91 B 4-0 10 G5-4-3 BB		3	0	0	0	2	0	0
10 Adam Jones, R (1, 8) OBP: 0.327, SLG: 0.478	F SI 91 B SI 87 B SI 90 S CH 83 X CH 82 2-2 G6-3 ③		B SI 87 X CH 81 1-0 G1-3 ②		B CH 78 B FF 90 B CH 82 B SI 88 4-0 27 2B BB		F SL 80 S SL 80 X SL 80 0-2 G6-4-3 ①② 1-2f 2-3		C SI 92 S FF 92 X CU 77 0-2 G5-4-3 ①② 1-2f		4	1	0	0	1	0	3
27 Vladimir Guerrero, R (1, 10) OBP: 0.306, SLG: 0.389		B FF 86 F FF 88 B FF 89 X SI 88 2-1 32 HR 1B	F FF 89 B FF 89 X FF 86 1-1 G5-3 ③		B FF 89 1 SAFE C SL 85 B SL 85 F FF 90 F FF 90 B SI 87 1 SAFE X FF 90 3-2 1-H 2B ②		B SL 78 B SI 90 S SL 81 F SL 81 D SL 81 F SL 80 X FF 92 3-2 G4-3 ③		C FF 94 B FF 93 B SI 92 B SI 92 S SL 87 X SL 84 3-2 G3-1 ③		5	1	2	1	0	0	1
32 Matt Wieters, S (1, 2) OBP: 0.329, SLG: 0.431		B FF 89 C SI 87 X CH 83 1-1 1-H HR	B FF 87 B FF 87 C CH 79 B CH 80 F CH 86 F SL 82 C FF 92 3-3 K ①		B CU 77 S SI 90 X FF 87 1-1 F9 ③			X SI 86 0-0 11 FC1-5 12 BB 1B		B CH 80 F SL 84 B SL 84 B CH 81 B SI 89 4-1 12 9 1B BB	4	2	2	2	1	1	0
12 Mark Reynolds, R (1, 3) OBP: 0.326, SLG: 0.489		B FF 90 C FF 91 F FF 92 F SL 85 B FF 92 B FF 92 X SL 84 3-2 11 BB 1B	B SI 88 X CH 82 1-0 P6 ②			B CH 80 F CH 81 S CH 78 B FF 90 T CU 78 2-2 K ①		B SI 87 B SL 80 B SI 87 C SI 86 B CH 83 4-1 14 BB 11 FC1-5 1-2 BB		B SI 90 D CH 82 C SI 89 B SI 89 B SI 90 4-1 9 1B 6 1B 1-2 BB	3	1	1	0	2	1	0
11 Robert Andino, R (1, 5) OBP: 0.327, SLG: 0.325		B FF 91 D CH 82 B FF 90 B FF 90 4-0 1-2 BB	C CH 82 B CU 76 B FF 91 B FF 91 X FF 92 3-1 14 E 2B			X FF 90 0-0 G6-3 ②		X SI 88 0-0 FC1-5 ① 2 FC5 14 BB 1-2 2-3f		B SI 86 C FF 87 L SI 89 L CH 80 1-3 K ①	4	1	1	0	1	1	4
14 Nolan Reimold, R (1, 7) OBP: 0.308, SLG: 0.420 38 Matt Angle, L (9, 7) OBP: 0.190, SLG: 0.158 9 Jake Fox, R (10, PH) OBP: 0.276, SLG: 0.407		C CH 81 B SI 89 D CH 80 F FF 90 S CH 83 2-3 K ①	D CH 81 C SI 89 X FF 90 1-1 E1 6 1B 2-H 1B			F CU 76 B CH 82 B FF 87 B CH 80 C FF 89 X SL 83 3-2 1B		B CH 84 B SL 80 B SI 89 C SI 87 B CH 84 4-1 2 FC5 1-2 2-3 BB		B SI 89 F CH 81 B SI 90 X SI 88 2-1 6 1B 1-3 2-H 1B	3 0 1	0 0 0	2 0 1	0 0 1	1 0 1	1 0 0	2 0 0
6 Ryan Adams, R (1, 4) OBP: 0.333, SLG: 0.357		B CH 82 F FF 90 X FF 90 1-1 F7 ②	F FF 90 D CH 82 F FF 90 B FF 92 B CH 82 X FF 91 3-2 1-3 1B			C CH 79 B FF 90 B FF 89 S CH 80 X FF 91 2-2 F8 ③		B SL 78 B SI 86 F SI 86 X SI 88 2-1 F4 ②		S CH 82 D CH 83 B SI 87 B CH 82 X SI 89 3-1 1-3 3-H 1B	5	0	2	1	0	0	6
Inning Stats	R: 0 E: 0 K: 0 S: 8 H: 0 LOB: 0 BB: 0 P: 13	R: 2 E: 0 K: 2 S: 17 H: 3 LOB: 2 BB: 1 P: 33	R: 0 E: 0 K: 0 S: 5 H: 0 LOB: 0 BB: 0 P: 7	R: 1 E: 1 K: 1 S: 13 H: 3 LOB: 2 BB: 0 P: 25	R: 1 E: 0 K: 0 S: 10 H: 1 LOB: 0 BB: 1 P: 20	R: 0 E: 0 K: 1 S: 10 H: 1 LOB: 1 BB: 0 P: 17	R: 0 E: 0 K: 0 S: 11 H: 1 LOB: 1 BB: 1 P: 20	R: 0 E: 0 K: 0 S: 7 H: 1 LOB: 3 BB: 2 P: 18	R: 0 E: 0 K: 0 S: 6 H: 0 LOB: 0 BB: 1 P: 13	R: 2 E: 0 K: 1 S: 9 H: 2 LOB: 2 BB: 2 P: 23	1B: 8 2B: 3 3B: 0 HR: 1 SF: 0 SAC: 0 DP: 2 HBP: 0						

BOTTOM	
AB	37
R	6
H	12
RBI	5
BB	8
SO	5
LOB	23

WP: 0 PA: 45
PB: 0
SB: 0
CS: 0

PITCHER		IP	WLS	BF	H	R	ER	SO	BB	IBB	HBP	BLK	WP	HR	S	P	ERA	WHIP
27 Brett Cecil, L ERA: 4.51	(1, 1)	6.0		27	8	4	4	4	2	0	0	0	0	1	63	115	6.00	1.667
34 Joel Carreno, R ERA: 1.23	(7, 1)	1.0		4	1	0	0	0	1	0	0	0	0	0	11	20	0.00	2.000
57 Shawn Camp, R ERA: 4.76	(8, 1)	1.0		6	1	0	0	0	2	0	0	0	0	0	7	18	0.00	3.000
44 Casey Janssen, R ERA: 1.99	(9, 1)	1.0		3	0	0	0	0	1	0	0	0	0	0	6	13	0.00	1.000
56 Brian Tallet, L ERA: 9.45	(10, 1)	0.1	L	5	2	2	2	1	2	0	0	0	0	0	9	23	54.00	12.000

PITCHER	IP	WLS	BF	H	R	ER	SO	BB	IBB	HBP	BLK	WP	HR	S	P	ERA	WHIP

Batter	1	2	3	4	5	6	7	8	9	AB	R	H	RBI	BB	SO	LOB
5 Yunel Escobar, R (1, 6) OBP: 0.363, SLG: 0.409	B SI 90 S SI 89 C FF 90 B SL 84 F FF 90 S FF 90 2-3 ① K		C CU 76 F FF 90 X FF 88 0-2 14 2B 1B	B SI 92 B SI 91 X FF 91 2-0 14 2B 19 G3 1B	X SI 91 0-0 ②③ G4-6-3 1-2f		C CU 72 S SI 89 F CU 75 F SI 88 F SI 87 X SL 81 0-2 1B		C CU 76 X CU 77 0-1 14 E 14 1B 1B	6	2	4	0	0	1	1
14 Eric Thames, L (1, 7) OBP: 0.324, SLG: 0.487	B FF 89 C FF 89 B SL 83 B FF 90 B FF 89 4-1 26 S BB		1 SAFE B CU 76 X SI 89 1-0 19 F9 1-H 26 1B 2B	B SL 86 F FF 92 X CH 85 1-1 19 G3 1-3 26 2B 2B		B CU 72 X SI 88 1-0 19 HR 1B	C CU 74 X SL 81 0-1 ③ P4		D CU 76 S FF 91 X FF 91 1-1 E5 3 G2-3 1-3 1B	5	3	4	1	1	0	1
19 José Bautista, R (1, 9) OBP: 0.451, SLG: 0.645 3 Dewayne Wise, L (8, PH) OBP: 0.256, SLG: 0.247 (8, 9)	C SI 91 X FF 88 0-1 ② P6		F FF 89 B SL 84 B SI 91 X SL 82 2-1 ① F9 2-3	X SL 86 0-0 ① G3 2-3 3-H		C SI 88 C CU 72 D SL 82 X SI 89 1-2 1-H HR		X SI 89 0-0 10 2B 1B	C FF 92 X CU 78 0-1 ② G2-3 1-2	4 2	1 0	1 1	3 0	0 0	0 0	3 2
26 Adam Lind, L (1, 3) OBP: 0.302, SLG: 0.449 20 Mark Teahen, L (8, PH) OBP: 0.247, SLG: 0.290 (8, 3)	B FF 88 X FF 88 1-0 ③ F7 1-2		B SL 84 X SL 84 1-0 10 1B 2 HR 3-H 1B	C SI 91 X SI 91 0-1 10 HR 3-H 2B		B SI 89 X SL 80 1-0 ① F8		F FF 88 S SL 79 S SL 80 0-3 ① K	F FF 91 F FF 92 D CU 79 S CU 79 1-3 ③ K	4 2	2 0	2 0	2 0	0 0	0 2	1 3
10 Edwin Encarnación, R (1, 10) OBP: 0.339, SLG: 0.472		C SI 90 S SL 82 F SL 83 X SI 90 0-2 2 G3 13 2B 2B	C FF 89 B FF 88 X FF 92 1-1 2 HR 1-3 1B	B SL 88 X SI 92 1-0 2-H HR		C SI 89 F CH 83 F SI 88 S SL 80 0-3 ② K		C FF 89 B FF 89 B SL 76 B CH 81 X FF 89 3-1 1-3 2B		5	3	4	2	0	1	0
2 Kelly Johnson, L (1, 4) OBP: 0.295, SLG: 0.421		B FF 89 C FF 89 X SL 84 1-1 ① G3 2-3	B FF 89 X FF 87 1-0 1-H 3-H HR	C SL 85 F FF 92 C SI 89 0-3 ② K		X SI 90 0-0 13 FC6-4 1B		X SL 80 0-0 ② F7		5	1	2	3	0	1	3
13 Brett Lawrie, R (1, 5) OBP: 0.381, SLG: 0.674		X SI 90 0-0 3-H 2B	C SI 90 F CH 84 B FF 92 F FF 88 F CH 85 F FF 91 S CH 84 1-3 ② K	B FF 91 B SL 86 C FF 91 X SI 91 2-1 ③ L6		B CU 73 B SI 89 B CH 82 C SI 88 X SI 88 3-1 ③ FC6-4 1-2f		B SI 89 B SI 89 F FF 90 B CH 81 B SI 90 4-1 BB		4	0	1	1	1	1	1
8 José Molina, R (1, 2) OBP: 0.358, SLG: 0.438		C SI 90 B FF 89 B FF 89 X SI 91 2-1 ② G6-3	B SI 91 X CH 85 1-0 HR	C FF 91 S SI 90 B SI 90 X FF 92 1-2 ① G1-3			C SI 87 S CH 82 F SI 88 X CH 83 0-2 ① F8	C SI 90 X SI 90 0-1 ③ G1-3		5	1	1	1	0	0	4
18 Mike McCoy, R (1, 8) OBP: 0.336, SLG: 0.284		C SI 90 F FF 89 X FF 89 0-2 ③ G5-3	C FF 90 B FF 90 B FF 90 F FF 92 B SI 92 F FF 90 F FF 93 X SI 92 3-2 ③ G5-3	B SI 92 B SI 91 B FF 91 B SI 89 4-0 5 G4-6-3 BB			S SI 88 B CU 73 S CH 83 C SI 88 1-3 ② K		F FF 92 B FF 91 X FF 91 1-1 ① G6-3	4	0	0	0	1	1	1
Inning Stats	R: 0 E: 0 K: 1 S: 8 H: 0 LOB: 1 BB: 1 P: 15	R: 1 E: 0 K: 0 S: 12 H: 2 LOB: 1 BB: 0 P: 15	R: 6 E: 0 K: 1 S: 22 H: 6 LOB: 0 BB: 0 P: 33	R: 4 E: 0 K: 1 S: 12 H: 4 LOB: 0 BB: 0 P: 18	R: 0 E: 0 K: 0 S: 4 H: 0 LOB: 0 BB: 1 P: 9	R: 2 E: 0 K: 1 S: 12 H: 3 LOB: 1 BB: 0 P: 18	R: 0 E: 0 K: 1 S: 15 H: 1 LOB: 1 BB: 0 P: 16	R: 0 E: 0 K: 1 S: 10 H: 2 LOB: 3 BB: 1 P: 17	R: 0 E: 1 K: 1 S: 11 H: 2 LOB: 2 BB: 0 P: 14	1B: 10 2B: 6 3B: 0 HR: 4 SF: 0 SAC: 0 DP: 1 HBP: 0						

PITCHER		IP	WLS	BF	H	R	ER	SO	BB	IBB	HBP	BLK	WP	HR	S	P	ERA	WHIP
45 Jo-Jo Reyes, L ERA: 5.63	(1, 1)	2.2	L	17	8	7	7	2	1	0	0	0	0	2	37	55	23.62	3.375
35 Brad Bergesen, R ERA: 5.34	(3, 1)	2.1		11	4	4	4	1	1	0	0	0	0	1	21	35	15.43	2.143
40 Troy Patton, L ERA: 4.42	(6, 1)	2.0		10	4	2	2	2	0	0	0	0	0	1	27	34	9.00	2.000
58 Zach Phillips, L ERA:	(8, 1)	1.0		6	2	0	0	1	1	0	0	0	0	0	10	17	0.00	3.000
36 Chris Jakubauskas, R ERA: 4.92	(9, 1)	1.0		5	2	0	0	1	0	0	0	0	0	0	11	14	0.00	2.000

PITCHER	IP	WLS	BF	H	R	ER	SO	BB	IBB	HBP	BLK	WP	HR	S	P	ERA	WHIP

TOP

Toronto Blue Jays @ Baltimore Orioles

Oriole Park at Camden Yards, Baltimore, MD

Wed Aug 31 2011, 7:09 PM - 9:33 PM EDT

Att. 14,211 - Partly Cloudy - 79 F

livebaseballscorecards.com

AB	46
R	13
H	20
RBI	13
BB	3
SO	7
LOB	20

WP: 0 PA: 49
PB: 0
SB: 1
CS: 0

Batter	1	2	3	4	5	6	7	8	9	AB	R	H	RBI	BB	SO	LOB
2 J.J. Hardy, R (1, 6) OBP: 0.313, SLG: 0.513	B FF 94 C FF 95 B SI 94 X SI 92 2-1 ① G5-3			C FF 93 C SI 93 B FF 94 X FF 93 1-2 ① F9			B SI 91 X SI 92 1-0 E6 9 G5-4-3		X SI 93 0-0 2B	2	0	0	0	0	0	0
38 Matt Angle, L (7, PH) OBP: 0.217, SLG: 0.238 (8, 7)										2	0	1	0	0	0	0
21 Nick Markakis, L (1, 9) OBP: 0.341, SLG: 0.399	C FF 94 F SI 92 X FF 95 0-2 ② G4-3			B SI 94 C SI 94 B FF 94 F SI 94 B SL 87 F SI 92 X SI 94 3-2 ② G4-3			B SI 91 S SI 92 X FF 91 1-1 ①② G5-4-3 1-2f		F SI 94 F SI 93 B SI 94 X SL 79 1-2 ② G5-3	2	0	0	0	0	0	0
9 Jake Fox, R (7, PH) OBP: 0.267, SLG: 0.393 (8, 3)										2	0	0	0	0	0	2
10 Adam Jones, R (1, 8) OBP: 0.324, SLG: 0.474	C FF 94 C FF 93 B FF 94 B SL 82 B SL 83 S SI 93 3-3 ③ K			B SI 95 B SI 94 B FF 93 C SI 93 F SI 93 X FF 95 3-2 ③ G4-3			C SI 92 C FF 94 B SI 90 X FF 93 1-2 ③ G4-3		F SI 93 S SL 79 C SI 94 0-3 ③ K	4	0	0	0	0	2	1
27 Vladimir Guerrero, R (1, 10) OBP: 0.306, SLG: 0.389		C FF 93 B SI 92 B FF 94 X SL 82 2-1 ① G1-4-3			C FF 91 X SI 93 0-1 ① G6-3			C SI 91 X SI 92 0-1 ① 11 1B 1B		3	0	1	0	0	0	0
12 Mark Reynolds, R (1, 3) OBP: 0.324, SLG: 0.486 (8, 5)		B FF 93 S SI 92 B SI 94 C FF 92 B SI 94 S SI 93 3-3 ② K			C SI 94 B SL 82 C SI 93 F FF 95 B FF 92 S SL 84 2-3 ② K			F SI 93 F SI 91 C SI 92 0-3 ① K		3	0	0	0	0	3	1
11 Robert Andino, R (1, 5) OBP: 0.327, SLG: 0.325 (8, 6)		B SL 82 F SI 92 F SI 94 B FC 96 B SL 80 X FF 95 3-2 ③ L9			B SL 80 C SI 92 X SI 91 1-1 ③ G5-3			F SI 90 X FF 92 0-1 6 FC6-4 1-2 1B		3	0	1	0	0	0	0
14 Nolan Reimold, R (1, 7) OBP: 0.304, SLG: 0.414 (8, 9)			C SI 93 B SI 92 C SL 83 B FF 94 B SI 93 X SI 93 3-2 ① G1-3			X FF 92 0-0 ① G6-3		C SI 92 C SI 92 S SI 93 0-3 ② K		3	0	0	0	0	1	2
6 Ryan Adams, R (1, 4) OBP: 0.333, SLG: 0.356			C SI 92 B SI 94 X SI 92 1-1 15 G6-4-3 1B			B SI 92 X SI 93 1-0 ② G1-3		B SI 92 X FF 93 1-0 ③ FC6-4 1-2f		3	0	1	0	0	0	2
15 Craig Tatum, R (1, 2) OBP: 0.274, SLG: 0.269			C FF 93 S SI 92 X SI 94 0-2 ②③ G6-4-3 1-2f		C SI 92 B FF 92 X FF 92 1-1 ③ G6-3				F SI 93 C SI 93 B FF 94 X SL 78 1-2 ① G6-3	3	0	0	0	0	0	1
Inning Stats	R: 0 E: 0 K: 1 S: 8 H: 0 LOB: 0 BB: 0 P: 13	R: 0 E: 0 K: 1 S: 8 H: 0 LOB: 0 BB: 0 P: 16	R: 0 E: 0 K: 0 S: 8 H: 1 LOB: 0 BB: 0 P: 12	R: 0 E: 0 K: 0 S: 11 H: 0 LOB: 0 BB: 0 P: 18	R: 0 E: 0 K: 1 S: 8 H: 0 LOB: 0 BB: 0 P: 11	R: 0 E: 0 K: 0 S: 4 H: 0 LOB: 0 BB: 0 P: 6	R: 0 E: 1 K: 0 S: 6 H: 0 LOB: 0 BB: 0 P: 9	R: 0 E: 0 K: 2 S: 11 H: 2 LOB: 2 BB: 0 P: 12	R: 0 E: 0 K: 1 S: 10 H: 1 LOB: 1 BB: 0 P: 12	1B: 3 2B: 1 3B: 0 HR: 0 SF: 0 SAC: 0 DP: 2 HBP: 0						

PITCHER		IP	WLS	BF	H	R	ER	SO	BB	IBB	HBP	BLK	WP	HR	S	P	ERA	WHIP
37 Henderson Alvarez III, R ERA: 3.52	(1, 1)	8.0	W	26	3	0	0	5	0	0	0	0	0	0	64	97	0.00	0.375
35 Rommie Lewis, L ERA: 2.7	(9, 1)	1.0		4	1	0	0	1	0	0	0	0	0	0	10	12	0.00	1.000

PITCHER	IP	WLS	BF	H	R	ER	SO	BB	IBB	HBP	BLK	WP	HR	S	P	ERA	WHIP

BOTTOM

Toronto Blue Jays @ Baltimore Orioles

Oriole Park at Camden Yards, Baltimore, MD

Wed Aug 31 2011, 7:09 PM - 9:33 PM EDT

Att. 14,211 - Partly Cloudy - 79 F

livebaseballscorecards.com

AB	30
R	0
H	4
RBI	0
BB	0
SO	6
LOB	9

Toronto Blue Jays @ Baltimore Orioles

Oriole Park at Camden Yards, Baltimore, MD

Thu Sep 01 2011, 12:39 PM - 3:39 PM EDT

Att. 11,617 - Partly Cloudy - 84 F

livebaseballscorecards.com

Batter	1	2	3	4	5	6	7	8	9	AB	R	H	RBI	BB	SO	LOB
5 Yunel Escobar, R (1, 6) OBP: 0.367, SLG: 0.417	C FF 93 X FF 94 0-1 F9 ①		1 SAFE C SI 88 F FF 90 F FF 89 X CH 84 0-2 14 G3 / 19 1B 1-3 2B	X FF 90 0-0 2-H 1B		P PO 87 F FF 91 X FF 90 1-1 1-H 2B		B SL 91 S FF 90 S FF 90 X FF 92 1-2 1-2 1B		5	1	4	2	0	0	0
14 Eric Thames, L (1, 7) OBP: 0.318, SLG: 0.478 3 Dewayne Wise, L (9, 7) OBP: 0.256, SLG: 0.247	C FF 93 B CU 80 B CU 78 F FF 94 X FC 87 2-2 F7 ②		B FC 87 C FC 88 X FF 93 1-1 G3 ① 2-3 3-H	C CU 78 B FF 91 X FC 88 1-1 G3 ③		X FF 92 0-0 G3 ③		B SL 78 F SI 90 S SL 79 F SL 80 B SI 90 B SI 90 S SL 80 3-3 K ②		5 0	0 0	0 0	1 0	0 0	1 0	5 0
19 José Bautista, R (1, 9) OBP: 0.449, SLG: 0.640	S FF 90 B FC 89 F FC 89 F FF 95 C FF 90 1-3 K ③		X CH 85 0-0 3-H 1B	C CU 76 B SI 88 B FC 86 X FC 87 2-1 G5-3 ①			B SL 89 S SL 81 S SL 82 B FC 90 X FC 91 2-2 G6-3 ①	C FF 96 B FF 96 B SL 84 C FF 97 S FF 96 2-3 K ③		5	0	1	1	0	2	2
26 Adam Lind, L (1, 3) OBP: 0.301, SLG: 0.445		B FF 92 C SI 91 X SI 92 1-1 G5-3 ①	X CU 78 0-0 F9 ②	B FF 90 X CH 82 1-0 G4-3 ②			C CU 76 B FF 91 X CH 82 1-1 G1-3 ②		B CU 72 B CU 72 B FF 92 B FF 93 4-0 10 G5-4-3 / BB	4	0	0	0	1	0	1
10 Edwin Encarnación, R (1, 10) OBP: 0.335, SLG: 0.466		C FF 94 X FC 90 0-1 F9 ②	B FF 92 F FF 92 B FC 89 B FF 92 X FC 93 3-1 F8 ③	B FC 87 X FF 92 1-0 F8 ③			C FF 90 X SL 90 0-1 G6-3 ③		B FF 93 B FF 93 X FF 92 2-0 G5-4-3 ① ② 1-2f	5	0	0	0	0	0	2
2 Kelly Johnson, L (1, 4) OBP: 0.300, SLG: 0.433		C SI 93 S FF 92 F CU 83 F FF 93 B FC 89 B FF 96 B FF 92 X FF 94 3-2 13 1B 1B		C CU 77 B CH 82 B FC 87 F SI 90 F FF 92 S FF 91 2-3 K ①		C CH 83 X CH 82 0-1 HR		C SL 89 B FF 91 B FC 90 B FC 90 4-1 13 HR / BB	B FF 94 F FF 94 X FF 94 1-1 2B	4	2	3	1	1	1	0
13 Brett Lawrie, R (1, 5) OBP: 0.392, SLG: 0.713		B FF 93 C FF 89 S FF 93 X FF 93 1-2 9 S 1-3 1B		F FF 92 X FF 91 0-1 9 2B 2B		B FC 88 X FF 92 1-0 ① F8		X FF 91 0-0 1-H HR	C SL 84 S FF 94 F FF 95 X FF 95 0-2 F9 ③	5	2	3	2	0	0	1
9 J.P. Arencibia, R (1, 2) OBP: 0.281, SLG: 0.450		B FC 89 S FC 89 F FF 92 F FC 83 B FF 94 F FC 89 B FC 89 X FF 91 3-2 L8 ③ 1-2		B FC 87 B FC 87 X FF 89 2-0 5 1B 2-H 2B		F FF 92 B FC 88 S FF 93 S CU 83 1-3 K ②		B SL 81 F SL 82 F FC 91 S SL 81 1-3 K ①		4	1	1	1	0	2	2
18 Mike McCoy, R (1, 8) OBP: 0.341, SLG: 0.286			B FF 92 B FF 91 B FC 88 C FC 91 C FF 91 B FF 89 4-2 5 2B 14 G3 / BB	X CU 80 0-0 G5-3 ②		B FF 93 F FF 92 B FF 93 B FC 89 X FF 92 3-1 E5 5 2B		X SL 80 0-0 5 1B 1B		3	2	1	0	1	0	1

Inning Stats																														
	R: 0	H: 0	E: 0	LOB: 0	K: 1	BB: 0	S: 9	P: 12	R: 0	H: 2	E: 0	LOB: 2	K: 0	BB: 0	S: 17	P: 25	R: 2	H: 2	E: 0	LOB: 1	K: 0	BB: 1	S: 12	P: 20	R: 2	H: 3	E: 0	LOB: 1	K: 1	BB: 0	S: 11	P: 16
	R: 0	H: 0	E: 0	LOB: 0	K: 0	BB: 0	S: 4	P: 8	R: 2	H: 2	E: 1	LOB: 1	K: 1	BB: 0	S: 12	P: 17	R: 0	H: 0	E: 0	LOB: 0	K: 0	BB: 0	S: 7	P: 10	R: 2	H: 3	E: 0	LOB: 2	K: 3	BB: 1	S: 16	P: 27
	R: 0	H: 1	E: 0	LOB: 1	K: 0	BB: 1	S: 7	P: 14	1B: 6	SF: 0	2B: 5	SAC: 0	3B: 0	DP: 1	HR: 2	HBP: 0	WP: 0	PA: 43	PB: 0	SB: 1	CS: 0									

PITCHER		IP	WLS	BF	H	R	ER	SO	BB	IBB	HBP	BLK	WP	HR	S	P	ERA	WHIP
29 Tommy Hunter, R ERA: 5.26	(1, 1)	6.0		29	9	6	5	3	1	0	0	0	0	1	65	98	7.50	1.667
50 Willie Eyre, R ERA: 5.4	(7, 1)	1.1	L	8	3	2	2	1	1	0	0	0	0	1	16	25	13.50	3.000
58 Zach Phillips, L ERA:	(8, 1)	0.1		1	0	0	0	1	0	0	0	0	0	0	4	7	0.00	0.000
54 Rick Van Den Hurk, R ERA:	(8, 1)	1.1		5	1	0	0	1	1	0	0	0	0	0	10	19	0.00	1.500

PITCHER		IP	WLS	BF	H	R	ER	SO	BB	IBB	HBP	BLK	WP	HR	S	P	ERA	WHIP

AB	40
R	8
H	13
RBI	8
BB	3
SO	6
LOB	14

Toronto Blue Jays @ Baltimore Orioles

Oriole Park at Camden Yards, Baltimore, MD

Thu Sep 01 2011, 12:39 PM - 3:39 PM EDT

Att. 11,617 - Partly Cloudy - 84 F

livebaseballscorecards.com

BOTTOM

Batter	1	2	3	4	5	6	7	8	9	AB	R	H	RBI	BB	SO	LOB
11 Robert Andino, R (1, 5) OBP: 0.328, SLG: 0.329	B SI 90 X SI 90 1-0 ① F9		C SI 92 F CH 83 X FF 91 0-2 1B		C SI 94 C SI 93 C SI 94 0-3 ② K		X FC 87 0-0 10 HBP 27 G6-3 2B		B FF 94 B FF 94 B FF 94 C FF 94 C FF 94 F FF 95 X FF 95 3-2 ① F8	5	1	2	0	0	1	0
2 J.J. Hardy, R (1, 6) OBP: 0.310, SLG: 0.507	C SI 91 B SI 92 F SI 92 F SI 91 B SI 92 F SI 93 X SI 93 2-2 ② F8		B SI 92 C CH 82 F SI 92 T CH 83 1-2 ② K		C SI 93 B SI 94 X SI 93 1-1 ③ L6		X FC 88 0-0 ① G2-3		C FF 94 F FS 87 X FS 87 0-2 ② G5-3	5	0	0	0	0	1	2
21 Nick Markakis, L (1, 9) OBP: 0.341, SLG: 0.397	B SI 92 B SI 93 C SI 93 X SI 92 2-1 ③ G6-3		X SI 91 0-0 ③ G4-3			B SI 92 B SI 91 C SI 92 B FF 92 C SI 92 B SI 91 4-2 10 BB 27 2B BB	C SL 84 B FF 88 C SL 82 B FF 88 B FF 88 B SL 81 4-2 27 G6-3 10 HBP BB		C FF 95 B CU 76 F FS 87 X FF 95 1-2 ③ G4-3	3	1	0	0	2	0	1
10 Adam Jones, R (1, 8) OBP: 0.325, SLG: 0.472		L SI 90 B SI 91 X SI 91 1-1 ① F9		S CH 82 X CH 81 0-1 ① G5-3		F CH 82 B SI 90 F SI 92 F CH 84 B SL 82 F SI 93 B SI 92 B SI 92 4-2 27 2B 1-2 BB	H SI 87 1-0 27 G6-3 1-2 2-3 HBP			2	1	0	0	1	0	0
27 Vladimir Guerrero, R (1, 10) OBP: 0.310, SLG: 0.403		B SI 92 X SI 91 1-0 32 2B 2B		B CH 84 C CH 82 F CH 83 B SI 93 B FF 94 F CH 82 X CH 83 3-2 HR		B FF 92 F SI 92 F CH 89 X SI 90 1-2 14 E 14 FC5-2 1-H 2-H 2B	B SL 80 C SI 87 F SI 87 X SL 80 1-2 ② G6-3 1-2 2-3 3-H			4	2	3	4	0	0	2
32 Matt Wieters, S (1, 2) OBP: 0.333, SLG: 0.443		F SI 91 X SI 92 0-1 2-H 2B		B SI 91 F SI 94 B SI 93 F SI 93 B CH 84 X SI 93 3-2 HR		B SL 83 F CH 82 B FF 92 B CH 83 B SI 92 4-1 14 E BB	X CH 82 0-0 ③ F8			3	1	2	2	1	0	2
12 Mark Reynolds, R (1, 3) OBP: 0.321, SLG: 0.481		C CH 81 D CH 82 C SI 92 S SL 83 1-3 ② K		C CH 82 F SL 82 S SL 84 0-3 ② K		F CU 81 F SL 81 B FC 89 X CU 78 1-2 ① F7		C FF 89 S FF 90 B FC 89 B SL 83 F FF 90 S CU 73 2-3 ① K		4	0	0	0	0	3	3
14 Nolan Reimold, R (1, 7) OBP: 0.298, SLG: 0.406		B SI 93 X CH 81 1-0 ③ F7		C SI 94 B CH 84 B CH 83 F SI 94 B SI 92 C CH 83 3-3 ③ K		C SL 82 2 SAFE B CU 78 B SL 83 C FC 91 B FC 90 X CU 79 3-2 ② FC5-2 1-2 2-H		B SL 84 B SL 84 C FF 89 C FC 88 F FC 90 B FF 90 X FF 90 3-2 ② F8		4	0	0	0	0	1	3
6 Ryan Adams, R (1, 4) OBP: 0.313, SLG: 0.333			C SI 91 X SI 92 0-1 ① F9		F FF 92 B SI 93 B SI 93 B SI 91 C SI 93 S CH 83 3-3 ① K	B FC 90 B SL 82 X FC 89 2-0 ③ G6-3		B FF 88 B FF 89 S FF 90 X FF 88 2-1 ③ L9		4	0	0	0	0	1	2

	AB	34
	R	6
	H	7
	RBI	6
	BB	4
	SO	7
	LOB	15

Inning Stats	1	2	3	4	5	6	7	8	9	1B: 1	SF: 0	WP: 0	PA: 39
	R: 0 E: 0 K: 0 S: 8	H: 0 LOB: 0 BB: 0 P: 13	R: 1 E: 0 K: 1 S: 9	H: 2 LOB: 1 BB: 0 P: 13	R: 0 E: 0 K: 1 S: 9	H: 1 LOB: 1 BB: 0 P: 10	R: 2 E: 0 K: 2 S: 15	H: 2 LOB: 0 BB: 0 P: 24	R: 0 E: 0 K: 2 S: 8	H: 0 LOB: 0 BB: 0 P: 12	R: 2 E: 1 K: 0 S: 17	H: 1 LOB: 2 BB: 3 P: 36	R: 1 E: 0 K: 0 S: 8	H: 1 LOB: 2 BB: 1 P: 14	R: 0 E: 0 K: 1 S: 10	H: 0 LOB: 0 BB: 0 P: 17	R: 0 E: 0 K: 0 S: 10	H: 0 LOB: 0 BB: 0 P: 14	2B: 4 3B: 0 HR: 2	SAC: 0 DP: 0 HBP: 1	PB: 0 SB: 0 CS: 0	

PITCHER		IP	WLS	BF	H	R	ER	SO	BB	IBB	HBP	BLK	WP	HR	S	P	ERA	WHIP
47 Luis Perez, L ERA: 3.77	(1, 1)	5.0		24	6	5	5	6	3	0	0	0	0	2	59	95	9.00	1.800
51 Jesse Litsch, R ERA: 4.45	(6, 1)	1.1	H	6	1	1	1	0	1	0	0	0	0	0	11	21	6.75	1.500
57 Shawn Camp, R ERA: 4.71	(7, 1)	0.2	W	3	0	0	0	0	0	0	1	0	0	0	4	6	0.00	0.000
60 Jon Rauch, R ERA: 4.38	(8, 1)	1.0	H	3	0	0	0	1	0	0	0	0	0	0	10	17	0.00	0.000
50 Frank Francisco, R ERA: 3.67	(9, 1)	1.0	S	3	0	0	0	0	0	0	0	0	0	0	10	14	0.00	0.000

PITCHER	IP	WLS	BF	H	R	ER	SO	BB	IBB	HBP	BLK	WP	HR	S	P	ERA	WHIP

Batter	1	2	3	4	5	6	7	8	9	AB	R	H	RBI	BB	SO	LOB
5 Yunel Escobar, R (1, 6) OBP: 0.366, SLG: 0.414	B FF 92 C FF 92 B SL 85 B FF 93 B FF 93 4-1 14 1B 19 1B BB		1 SAFE S SL 87 B CU 80 C CU 79 D CU 81 1 SAFE X SI 93 2-2 ① FC4-6 19 CS 1-2f			B SI 92 C SI 92 B SL 84 X FF 93 2-1 ② L9		1 SAFE C FF 91 B SL 80 1 SAFE X FF 90 1-1 ② FC6 1-2f		3	1	0	0	1	0	2
14 Eric Thames, L (1, 7) OBP: 0.321, SLG: 0.482	C FF 93 F FF 93 F SL 85 1 SAFE D SL 87 B CU 81 F FF 93 1 SAFE X FF 94 2-2 19 1B 26 SF7 1-3 1B		S CU 80 B SI 93 F CU 79 S SL 86 1-3 ② K			X FF 92 0-0 2B		B FF 91 B FC 89 F FF 90 X FF 90 2-1 ③ G4-3		4	1	2	0	0	1	2
19 José Bautista, R (1, 9) OBP: 0.449, SLG: 0.638	F SL 86 X SL 86 0-1 10 L7-6-3 1-3 3-H 1B		C CU 80 B CU 80 S SL 86 F SL 88 1 SAFE D CU 81 2-2 ③ CS 1-2	B CU 79 X SL 85 1-0 ① F9		B FF 95 B CU 81 D CU 81 I IN 61 4-0 IBB			C FC 92 F FF 92 C FC 92 0-3 ① K	3	0	1	1	1	1	0
26 Adam Lind, L (1, 3) OBP: 0.298, SLG: 0.442	X FF 94 0-0 ① SF7 3-H			C CU 81 F SL 86 B SI 92 F SL 88 B FF 93 F CU 80 F SL 88 F SL 88 F FF 94 2-2 X CH 88 G4-3		B FF 94 B CU 79 X CH 86 2-0 ③ F8			B FC 92 C FC 91 X FC 92 1-1 ② G4-3	3	0	0	1	0	0	2
10 Edwin Encarnación, R (1, 10) OBP: 0.332, SLG: 0.461	X FF 94 0-0 ② L7-6-3 ③ 1-1			B SL 86 C SL 86 X CU 80 1-1 ③ G6-3			B SL 85 C SL 86 X SL 86 1-1 ① G4-3		F FC 93 B FF 93 F FC 93 B FC 89 B FF 93 X FC 93 3-2 ③ F9	4	0	0	0	0	0	1
2 Kelly Johnson, L (1, 4) OBP: 0.298, SLG: 0.430		B FF 93 C CU 78 C CH 84 B SL 86 X CU 80 2-2 ① G4-1			X SI 91 0-0 ① G4-3		C CU 80 X SI 93 0-1 ② G3			3	0	0	0	0	0	0
13 Brett Lawrie, R (1, 5) OBP: 0.381, SLG: 0.691		S SL 85 C CU 80 X SL 86 0-2 ② F8			C FF 91 B CU 80 X SL 84 1-1 ② L7		C CU 79 C CU 80 S CU 80 0-3 ③ K			3	0	0	0	0	1	0
9 J.P. Arencibia, R (1, 2) OBP: 0.279, SLG: 0.447		C FF 93 F FF 94 B SL 87 F FF 95 S CU 83 1-3 ③ K			F FF 92 C FF 93 B CU 81 B SL 86 B SI 94 C FF 93 3-3 ③ K			B FF 90 B FF 90 S FF 90 F FF 90 C FC 90 2-3 ① K		3	0	0	0	0	3	0
18 Mike McCoy, R (1, 8) OBP: 0.341, SLG: 0.287			C FF 93 B FF 94 X FF 92 1-1 E6 5 FC4-6			B FF 92 C FF 91 B SL 85 B SI 92 C SI 92 X SI 92 3-2 ① F9		C FF 91 X FC 90 0-1 5 FC6 1B		3	0	1	0	0	0	0
Inning Stats	R: 2 E: 0 K: 0 S: 10 H: 2 LOB: 0 BB: 1 P: 16	R: 0 E: 0 K: 1 S: 10 H: 0 LOB: 0 BB: 0 P: 13	R: 0 E: 1 K: 1 S: 11 H: 0 LOB: 0 BB: 0 P: 17	R: 0 E: 0 K: 0 S: 11 H: 0 LOB: 0 BB: 0 P: 15	R: 0 E: 0 K: 1 S: 6 H: 0 LOB: 0 BB: 0 P: 10	R: 0 E: 0 K: 0 S: 7 H: 1 LOB: 2 BB: 1 P: 18	R: 0 E: 0 K: 1 S: 7 H: 0 LOB: 0 BB: 0 P: 8	R: 0 E: 0 K: 1 S: 9 H: 1 LOB: 1 BB: 0 P: 14	R: 0 E: 0 K: 1 S: 8 H: 0 LOB: 0 BB: 0 P: 12	1B: 3 2B: 2 3B: 0 HR: 0 SF: 1 SAC: 0 DP: 1 HBP: 0						

TOP

Toronto Blue Jays @ New York Yankees

Yankee Stadium, Bronx, NY

Fri Sep 02 2011, 7:10 PM - 9:59 PM EDT

Att. 47,240 - Partly Cloudy - 71 F

livebaseballscorecards.com

AB	29
R	2
H	4
RBI	2
BB	2
SO	6
LOB	7

WP: 0 PB: 0 SB: 0 CS: 1 PA: 33

PITCHER		IP	WLS	BF	H	R	ER	SO	BB	IBB	HBP	BLK	WP	HR	S	P	ERA	WHIP
47 Iván Nova, R ERA: 3.89	(1, 1)	7.0	W	25	3	2	2	4	1	1	0	0	0	0	62	97	2.57	0.571
29 Rafael Soriano, R ERA: 4.23	(8, 1)	1.0	H	4	1	0	0	1	0	0	0	0	0	0	9	14	0.00	1.000
42 Mariano Rivera, R ERA: 2.04	(9, 1)	1.0	S	3	0	0	0	1	0	0	0	0	0	0	8	12	0.00	0.000

PITCHER	IP	WLS	BF	H	R	ER	SO	BB	IBB	HBP	BLK	WP	HR	S	P	ERA	WHIP

BOTTOM

Toronto Blue Jays @ New York Yankees

Yankee Stadium, Bronx, NY

Fri Sep 02 2011, 7:10 PM - 9:59 PM EDT

Att. 47,240 - Partly Cloudy - 71 F

livebaseballscorecards.com

Batter	1	2	3	4	5	6	7	8	9	AB	R	H	RBI	BB	SO	LOB
11 Brett Gardner, L (1, 7) OBP: 0.347, SLG: 0.380	C FF 91 X FF 92 0-1 ① P6		B FF 92 C FF 90 B FS 87 B FF 92 X FF 92 3-1 1-H HR		B FF 92 F FF 94 B FS 85 F FF 93 B SL 90 X FF 94 3-2 ② L8		B FF 90 C CH 82 B FF 90 B FF 90 B FF 90 4-1 14 S 2 E BB			3	1	1	2	1	0	0
2 Derek Jeter, R (1, 6) OBP: 0.355, SLG: 0.383	F FF 92 C FF 94 F FF 94 F FF 95 S SL 88 0-3 ② K		B SL 88 S FF 93 X FF 93 1-1 E6 14 WP		B FF 94 B FF 94 F FF 95 X FF 93 2-1 14 BB 24 1B 1B		C FF 87 1 SAFE 1 SAFE X FF 88 0-1 FC4 14 S 1-2			4	1	1	0	0	1	1
14 Curtis Granderson, L (1, 8) OBP: 0.376, SLG: 0.580	C FF 94 B SL 88 B FF 94 X FF 95 2-1 ③ F9		B KC 82 F FF 93 B SL 88 D FF 94 F FF 94 C FF 94 3-3 ② K 1-2		B FF 94 1 SAFE B SL 89 B FS 84 F FF 94 B FF 93 4-1 24 1B 1-2 BB		C CU 74 F SL 83 D SL 84 C CH 82 1-3 ② K 1-2 2-3			3	0	0	0	1	2	3
24 Robinson Canó, L (1, 10) OBP: 0.351, SLG: 0.533 (9, 4)		B FF 92 F FF 92 B FF 93 C FF 93 F FF 94 S SL 88 2-3 ① K	F FF 93 F FF 94 B FF 94 F SL 88 F SL 89 S SL 89 1-3 ③ K		S SL 88 X SL 89 0-1 1-2 2-H 1B		I IN 73 I IN 73 I IN 73 I IN 74 4-0 IBB			3	0	1	1	1	2	1
33 Nick Swisher, S (1, 3) OBP: 0.383, SLG: 0.458		C KC 83 C KC 83 S SL 88 0-3 ② K		B FF 91 C FF 92 B FS 83 X FF 93 2-1 ① F8	B FF 94 B FF 94 S FF 94 F KC 84 S FF 95 2-3 ③ K		C FF 89 S CU 76 D CU 77 D SL 83 B CU 77 X SL 83 3-2 ③ G3			4	0	0	0	0	2	5
12 Eric Chavez, L (1, 5) OBP: 0.344, SLG: 0.371 41 Chris Dickerson, L (9, 9) OBP: 0.355, SLG: 0.379		B FF 94 B FS 85 B FF 94 B FF 94 4-0 18 FC6-4 BB		B KC 81 X FF 92 1-0 ② F9	F KC 78 C SL 85 F SL 88 F SL 89 X FF 95 0-2 ① F9			B CU 70 C SL 80 X FF 89 1-1 ① G4-3		3 0	0 0	0 0	0 0	1 0	0 0	0 0
18 Andruw Jones, R (1, 9) OBP: 0.360, SLG: 0.503 42 Mariano Rivera, R (9, 1)		C FF 94 B FF 94 D SL 88 B FF 95 X FF 95 3-1 ③ FC6-4 1-2f		B FF 90 S SL 88 C SL 87 F KC 84 X FF 94 1-2 1B		F SL 87 B FF 93 B FF 93 F SL 88 S SL 88 2-3 ② K		B SI 91 C SL 79 C SL 79 B SL 80 F FF 92 X SL 81 2-2 ② G6-3		4 0	0 0	1 0	0 0	0 0	1 0	1 0
55 Russell Martin, R (1, 2) OBP: 0.325, SLG: 0.417			B SL 87 B FF 92 F FF 92 F SL 88 B FF 93 B FF 93 4-2 11 HR BB	C KC 83 S SL 89 X SL 88 0-2 ③ G1-3		B SI 91 B FF 93 C FF 93 F FF 91 S SL 87 2-3 ③ K		F SL 80 S SI 92 B SL 80 X SL 80 1-2 ③ G5-3		3	1	0	0	1	1	1
26 Eduardo Núñez, R (1, 4) OBP: 0.307, SLG: 0.378 (9, 5)			B FF 91 C FF 92 X SL 85 1-1 ① L9		C FF 91 B FS 88 B FF 92 B FF 92 F FF 93 F FF 94 X FF 94 3-2 ① G5-3		B FF 89 B FF 89 B CH 80 C FF 87 X FF 88 3-1 ① F7			3	0	0	0	0	0	1
Inning Stats	R: 0 E: 0 K: 1 S: 9 H: 0 LOB: 0 BB: 0 P: 11	R: 0 E: 0 K: 2 S: 9 H: 0 LOB: 1 BB: 1 P: 18	R: 2 E: 1 K: 2 S: 16 H: 1 LOB: 1 BB: 1 P: 29	R: 0 E: 0 K: 0 S: 10 H: 1 LOB: 1 BB: 0 P: 14	R: 1 E: 0 K: 1 S: 15 H: 2 LOB: 2 BB: 1 P: 29	R: 0 E: 0 K: 2 S: 11 H: 0 LOB: 0 BB: 0 P: 15	R: 0 E: 1 K: 1 S: 11 H: 0 LOB: 3 BB: 2 P: 26	R: 0 E: 0 K: 0 S: 9 H: 0 LOB: 0 BB: 0 P: 13		1B: 3 2B: 0 3B: 0 HR: 1	SF: 0 SAC: 0 DP: 0 HBP: 0		WP: 1 PB: 0 SB: 2 CS: 0	PA: 35	

	AB	30
	R	3
	H	4
	RBI	3
	BB	5
	SO	9
	LOB	13

PITCHER		IP	WLS	BF	H	R	ER	SO	BB	IBB	HBP	BLK	WP	HR	S	P	ERA	WHIP
23 Brandon Morrow, R ERA: 4.78	(1, 1)	6.0	L	26	4	3	3	8	3	0	0	0	1	1	70	116	4.50	1.167
33 Carlos Villanueva, R ERA: 4.18	(7, 1)	1.1		7	0	0	0	1	1	1	0	0	0	0	13	29	0.00	0.750
34 Joel Carreno, R ERA: 1.13	(8, 1)	0.2		2	0	0	0	0	0	0	0	0	0	0	7	10	0.00	0.000

PITCHER	IP	WLS	BF	H	R	ER	SO	BB	IBB	HBP	BLK	WP	HR	S	P	ERA	WHIP

Toronto Blue Jays @ New York Yankees

Yankee Stadium, Bronx, NY

Sat Sep 03 2011, 1:10 PM - 4:04 PM EDT

Att. 47,744 - Partly Cloudy - 80 F

livebaseballscorecards.com

Batter	1	2	3	4	5	6	7	8	9	AB	R	H	RBI	BB	SO	LOB
5 Yunel Escobar, R (1, 6) OBP: 0.364, SLG: 0.412	F FF 90 T FF 91 B FF 92 F FF 92 B SL 84 C SI 92 2-3 K ①	F SL 80 1 SAFE X FF 91 0-1 F8 ③			F FF 92 X FF 91 0-1 G4-3 ①		B FF 91 X FF 90 1-0 F7 ②			3	0	0	0	0	1	2
20 Mark Teahen, L (5, 7) OBP: 0.245, SLG: 0.288										1	0	0	0	0	0	0
14 Eric Thames, L (1, 7) OBP: 0.320, SLG: 0.480	C FF 93 C FF 92 C FF 93 0-3 K ②		B FF 90 B FF 90 F SI 90 B FF 90 F SI 90 X FF 90 3-2 19 1B 3B		B FF 91 F FF 92 B SL 84 F FF 93 F FF 95 F FF 94 X SL 85 2-2 HR		B SL 79 F FF 91 F SL 79 S SL 81 1-3 K ③			1	0	0	0	0	1	0
3 Dewayne Wise, L (1, 7) (5, 8) OBP: 0.271, SLG: 0.325										3	2	2	1	0	1	0
19 José Bautista, R (1, 9) OBP: 0.448, SLG: 0.634	C SI 92 F FF 94 S FF 93 0-3 K ③		D SL 86 B FF 94 X SI 91 2-0 3-H 1B		C SI 93 C SI 92 F FF 91 B SI 93 X SI 93 1-2 G1-3 ②			S FC 92 B FC 92 B KC 80 X FC 92 2-1 G6-3 ①		4	0	1	1	0	1	0
26 Adam Lind, L (1, 10) OBP: 0.298, SLG: 0.447		C FF 91 F FF 92 B FF 92 X SI 91 1-2 HR	C SI 89 1 SAFE B SI 90 B SI 89 X SL 83 2-1 P5 ①		B SI 90 X SI 92 1-0 G4-3 ③			B FC 92 B FC 93 C FC 92 F FF 94 S KC 82 2-3 K ②		4	1	1	1	0	1	1
10 Edwin Encarnación, R (1, 3) OBP: 0.331, SLG: 0.459		B SI 91 X SL 81 1-0 13 FC6-4 2 1B 9 SF8 1B	C SI 89 X SI 88 0-1 L7 ②			C FF 90 F SI 90 X FF 94 0-2 G6-3 ①		B KC 79 B FF 92 X FC 93 2-0 F8 ③		4	1	1	0	0	0	1
2 Kelly Johnson, L (1, 4) OBP: 0.300, SLG: 0.429		B SI 88 F SI 88 T FF 89 D SL 82 X CH 81 2-2 13 FC6-4 1-2 1B	S FF 92 C FF 92 1 SAFE C SI 90 0-3 K ③			B FF 94 F SI 92 C FF 93 B SI 92 B FF 94 F SI 91 B FF 90 4-2 BB			C FC 93 S FC 92 S FC 92 0-3 K ①	3	0	1	0	1	2	1
13 Brett Lawrie, R (1, 5) OBP: 0.376, SLG: 0.683		B SI 90 C SI 89 B SI 89 B FF 94 C SI 90 X SI 91 3-2 FC6-4 18 1B 1-2f 2-3 ①	B SL 83 C SI 91 B SL 82 C SI 91 F SI 91 C FF 94 2-3 K ①			1 SAFE 1 SAFE C SL 83 F SI 88 B SI 91 X SI 91 1-2 F9 ②			C FC 93 B KC 81 B FC 92 B FC 92 S FC 92 F FC 93 F FC 92 X FC 93 3-2 2B	4	0	1	0	0	1	3
9 J.P. Arencibia, R (1, 2) OBP: 0.277, SLG: 0.443		X SI 90 0-0 SF8 3-H ②	F FF 92 F SI 92 C SI 92 0-3 K ②			B SI 93 F FF 92 S SI 92 X FF 94 1-2 P3 ③			B FC 92 S KC 80 C FC 93 B FC 91 B FC 93 F FF 94 X KC 79 3-2 G5-3 ②	3	0	0	1	0	1	2
18 Mike McCoy, R (1, 8) (5, 6) OBP: 0.338, SLG: 0.286		C SI 89 F SI 88 X FF 90 0-2 1-3 1B	B FF 91 C FF 91 F SI 92 F SI 92 B FF 96 S SI 92 2-3 K ③				F FF 93 C FF 94 B FF 94 B SI 92 B SI 92 F SI 91 F SI 91 X SI 92 3-2 G5-3 ①		B FF 93 C FF 93 C FC 94 S FC 94 1-3 K ③	4	0	1	0	0	2	1
Inning Stats	R: 0 E: 0 K: 3 S: 10 H: 0 LOB: 0 BB: 0 P: 12	R: 2 E: 0 K: 0 S: 16 H: 4 LOB: 2 BB: 0 P: 23	R: 1 E: 0 K: 1 S: 11 H: 2 LOB: 1 BB: 0 P: 18	R: 0 E: 0 K: 3 S: 11 H: 0 LOB: 0 BB: 0 P: 15	R: 1 E: 0 K: 0 S: 12 H: 1 LOB: 0 BB: 0 P: 16	R: 0 E: 0 K: 0 S: 12 H: 0 LOB: 1 BB: 1 P: 18	R: 0 E: 0 K: 1 S: 9 H: 0 LOB: 0 BB: 0 P: 14	R: 0 E: 0 K: 1 S: 6 H: 0 LOB: 0 BB: 0 P: 12	R: 0 E: 0 K: 2 S: 15 H: 1 LOB: 1 BB: 0 P: 22	1B: 4 2B: 1 3B: 1 HR: 2 SF: 1 SAC: 0 DP: 0 HBP: 0					WP: 0 PB: 0 SB: 0 CS: 0	PA: 36	

PITCHER	IP	WLS	BF	H	R	ER	SO	BB	IBB	HBP	BLK	WP	HR	S	P	ERA	WHIP
40 Bartolo Colon, R (1, 1) ERA: 3.72	6.1		27	7	4	4	7	1	0	0	0	0	2	77	110	5.68	1.263
48 Boone Logan, L (7, 1) ERA: 2.72	0.2	W	2	0	0	0	1	0	0	0	0	0	0	4	6	0.00	0.000
30 David Robertson, R (8, 1) ERA: 1.28	2.0	S	7	1	0	0	3	0	0	0	0	0	0	21	34	0.00	0.500

PITCHER	IP	WLS	BF	H	R	ER	SO	BB	IBB	HBP	BLK	WP	HR	S	P	ERA	WHIP

AB	34
R	4
H	8
RBI	4
BB	1
SO	11
LOB	11

Toronto Blue Jays @ New York Yankees

Yankee Stadium, Bronx, NY

Sat Sep 03 2011, 1:10 PM - 4:04 PM EDT

Att. 47,744 - Partly Cloudy - 80 F

livebaseballscorecards.com

BOTTOM

Batter	1	2	3	4	5	6	7	8	9	AB	R	H	RBI	BB	SO	LOB
11 Brett Gardner, L (1, 7) OBP: 0.351, SLG: 0.381	B SI 90 C FF 91 B FF 92 B FF 90 B FF 90 4-1 13 1B 13 S BB	B FF 90 X FF 91 1-0 14 S 1B		F SI 90 D CU 77 B FF 93 C CH 83 1 SAFE 2-2 ③ CS 1-2	B CU 73 C FF 90 B CU 75 F SI 90 F SI 91 B CU 76 F FF 94 X FF 95 3-2 14 FC4-6 1B		C SI 89 B CU 76 B CU 75 B SI 90 X FF 92 3-1 ② F8			3	0	2	0	1	0	0
14 Curtis Granderson, L (1, 8) OBP: 0.375, SLG: 0.576	C SI 90 X FF 91 0-1 ① F8	C SI 90 B SI 91 F FF 91 D CU 77 C CU 77 2-3 ③ K 1-2			T FF 92 1 SAFE 1 SAFE B FF 91 1 SAFE X FF 92 1-1 ① FC4-6 1-2f		B SI 92 B FF 92 F FF 91 C CH 84 F CU 75 H CU 78 3-2 13 BB 24 2B HBP			3	1	0	0	0	1	3
13 Alex Rodriguez, R (1, 5) OBP: 0.362, SLG: 0.477	C SI 92 S CH 85 1 SAFE B CH 84 X FF 92 1-2 24 G4-6-3 1-3 1B		X FF 91 0-0 ① G6-3		B CH 85 D SI 92 B FF 93 C SI 91 F FF 93 S CH 86 3-3 ② K		B SI 93 B SI 93 B FF 94 1 SAFE B FF 93 4-0 24 2B 1-2 BB			3	1	1	0	1	1	1
24 Robinson Canó, L (1, 4) OBP: 0.351, SLG: 0.533	X SI 92 0-0 ② ③ G4-6-3 1-2f		B FF 87 X CU 75 1-0 ② G3		1 SAFE X SI 90 0-0 ③ L9		C CU 74 S FC 91 F FC 91 B FF 92 B FC 90 X FC 91 2-2 33 1B 1-H 2-H 2B			4	1	1	2	0	0	3
33 Nick Swisher, S (1, 3) OBP: 0.384, SLG: 0.458		C SI 89 X CH 84 0-1 ① G6-3	B SI 91 B SI 89 B CH 84 B FF 90 4-0 BB			X SI 88 0-0 ① F9	C CU 74 B FF 92 B CU 75 F CU 74 X FF 92 2-2 2-H 1B			3	0	1	1	1	0	0
18 Andruw Jones, R (1, 9) OBP: 0.358, SLG: 0.503		F SI 90 F SI 91 B CU 78 F CU 77 B SI 88 B CH 87 X FF 92 3-2 26 1B 2B	C SI 92 B CH 83 C SI 91 D CU 78 C SI 93 2-3 ③ K			S SI 90 B SI 93 C FF 91 B SI 93 B FF 93 C CH 84 3-3 ② K	C FC 90 C FF 92 X FF 90 0-2 ③ F8			4	1	1	0	0	2	2
63 Jesus Montero, R (1, 10) OBP: 0.250, SLG: 0.143 20 Jorge Posada, S (8, PH) OBP: 0.316, SLG: 0.397 (9, 10)		B FF 93 C CH 85 C CU 77 S CU 76 1-3 ② K	X SI 90 0-0 ① G4-3			C FF 92 B SI 94 B CH 85 S CH 85 X CU 76 2-2 1B		S CH 81 X CH 83 0-1 ① G6-3		3 1	0 0	1 0	0 0	0 0	1 0	1 0
26 Eduardo Núñez, R (1, 6) OBP: 0.310, SLG: 0.378		C CH 84 B FF 92 X FF 93 1-1 17 HR 2-H 1B	B SI 90 L SI 90 S SI 92 F FF 92 X CU 78 1-2 ② G6-3			C SI 94 T SI 92 D CH 85 F SI 93 F CU 78 B FF 93 X FF 93 2-2 ③ G6-3		B SL 80 B CH 82 B CH 82 C SI 86 B SI 85 4-1 17 G5-4-3 BB		3	1	1	1	1	0	1
17 Francisco Cervelli, R (1, 2) OBP: 0.333, SLG: 0.385		X SI 91 0-0 1-H HR	X SI 93 0-0 11 CS 1B				X FF 92 0-0 ① L8	1 SAFE X SI 88 0-0 ② ③ G5-4-3 1-2f		4	1	2	2	0	0	1

Inning Stats	R: 0 E: 0 K: 0 S: 7	H: 1 LOB: 1 BB: 1 P: 12	R: 3 E: 0 K: 2 S: 16	H: 4 LOB: 1 BB: 0 P: 24	R: 0 E: 0 K: 1 S: 5	H: 0 LOB: 1 BB: 1 P: 12	R: 0 E: 0 K: 0 S: 8	H: 1 LOB: 0 BB: 0 P: 11	R: 0 E: 0 K: 1 S: 11	H: 1 LOB: 1 BB: 0 P: 18	R: 0 E: 0 K: 1 S: 12	H: 1 LOB: 1 BB: 0 P: 19	R: 3 E: 0 K: 0 S: 16	H: 2 LOB: 1 BB: 1 P: 30	R: 0 E: 0 K: 0 S: 4	H: 0 LOB: 0 BB: 1 P: 8

	1B: 7	SF: 0	WP: 0	PA: 37
	2B: 2	SAC: 0	PB: 0	
	3B: 0	DP: 2	SB: 2	
	HR: 1	HBP: 1	CS: 1	

	AB	31
	R	6
	H	10
	RBI	6
	BB	4
	SO	5
	LOB	12

PITCHER		IP	WLS	BF	H	R	ER	SO	BB	IBB	HBP	BLK	WP	HR	S	P	ERA	WHIP
24 Ricky Romero, L ERA: 2.97	(1, 1)	6.2	L	30	8	5	5	5	3	0	1	0	0	1	65	112	6.75	1.650
44 Casey Janssen, R ERA: 2.17	(7, 1)	0.1	B	3	2	1	1	0	0	0	0	0	0	0	10	14	27.00	6.000
57 Shawn Camp, R ERA: 4.63	(8, 1)	1.0		3	0	0	0	0	1	0	0	0	0	0	4	8	0.00	1.000

PITCHER	IP	WLS	BF	H	R	ER	SO	BB	IBB	HBP	BLK	WP	HR	S	P	ERA	WHIP

Toronto Blue Jays @ New York Yankees

Yankee Stadium, Bronx, NY

Sun Sep 04 2011, 1:11 PM - 4:02 PM EDT

Att. 47,464 - Partly Cloudy - 84 F

livebaseballscorecards.com

Batter	1	2	3	4	5	6	7	8	9	AB	R	H	RBI	BB	SO	LOB
18 Mike McCoy, R (1, 6) OBP: 0.333, SLG: 0.282	B FF 94 S FF 93 B SL 82 F FF 94 F FF 94 B FF 94 X FF 94 3-2 10 1B 1B		F FF 94 C SL 79 B FF 94 F SL 83 S SL 84 1-3 ① K		C FF 94 C SL 80 S SL 82 0-3 ① K		F FF 96 F SL 83 D SL 82 F SL 82 B CH 88 X FF 96 2-2 ③ FC6-4 1-2f		C FF 89 X CU 74 0-1 ③ P4	5	0	1	0	0	2	2
2 Kelly Johnson, L (1, 4) OBP: 0.298, SLG: 0.426	F FF 94 C SL 82 D SL 82 1 SAFE S FF 94 1-3 ① K		C SL 83 X FF 95 0-1 ② G3		B SL 83 C SL 82 X SL 83 1-1 ② G4-3			F FF 94 F SI 95 B SL 83 S SL 82 1-3 ① K		4	0	0	0	0	2	1
19 José Bautista, R (1, 9) OBP: 0.446, SLG: 0.637	C SI 94 F FF 94 S SL 82 0-3 ② K		B SL 84 C CH 88 F SL 83 X SL 84 1-2 ③ L9		X FF 96 0-0 ③ P2			B SL 80 S FC 89 B FC 89 X FC 88 2-1 HR		4	1	1	1	0	1	1
10 Edwin Encarnación, R (1, 3) OBP: 0.335, SLG: 0.462	F SL 80 X FF 95 0-1 13 FC5-4 1-3 1B			B SI 93 X FF 94 1-0 13 BB 20 2B 1B		C FF 95 C SL 82 F FF 95 B FF 95 F SL 82 S SL 82 1-3 ① K		C FF 91 X FC 91 0-1 1B		4	1	3	0	0	1	0
13 Brett Lawrie, R (1, 5) OBP: 0.372, SLG: 0.663	B SL 79 C SL 78 B SL 83 B CH 88 X CH 89 3-1 ③ FC5-4 1-2f			B CH 88 B FF 95 B CH 88 C FF 95 B CH 89 4-1 20 2B 8 G6-3 1-2 BB		F FF 95 X FF 96 0-1 ② F9		B FF 93 C SL 82 B FF 94 B FF 93 X FF 93 3-1 ② F8		3	1	0	0	1	0	3
20 Mark Teahen, L (1, 7) OBP: 0.252, SLG: 0.301		C FF 93 B FF 94 B SL 82 C FF 94 X SL 82 2-2 E8 1B		B FF 96 X FF 95 1-0 1-3 2-H 2B		S SI 95 B SI 96 B SL 83 S FF 95 F FF 97 F SL 83 C SL 84 2-3 ③ K		B SI 93 C FF 92 X FF 94 1-1 ③ G4-3		4	0	2	1	0	1	1
8 José Molina, R (1, 10) OBP: 0.352, SLG: 0.429 14 Eric Thames, L (9, PH) OBP: 0.319, SLG: 0.478		B SL 79 C FF 95 S SL 84 F SL 81 F SL 83 B FF 94 F FF 94 X SL 82 2-2 ① F9		X SL 80 0-0 ① G6-3 3-H			C FF 94 F FF 94 F SL 83 B FF 94 S CH 89 1-3 ① K		C FF 86 B CH 80 F FF 86 B CU 74 F CU 74 S CH 80 2-3 ① K	3 1	0 0	0 0	1 0	0 0	1 1	2 0
9 J.P. Arencibia, R (1, 2) OBP: 0.279, SLG: 0.442		B FF 95 S SL 81 B SI 94 X CH 88 2-1 ② P3		X SL 82 0-0 ② G5-3			F CH 88 X FF 96 0-1 18 FC6-4 1B		C FF 88 B FF 88 B CH 80 S FF 88 B FF 89 F FF 88 F SI 90 B CH 80 4-2 BB	3	0	1	0	1	0	2
3 Dewayne Wise, L (1, 8) OBP: 0.258, SLG: 0.310		C FF 95 B SL 82 S FF 95 S FF 95 1-3 ③ K		B FF 96 S SL 83 F FF 96 D SL 84 C SL 83 2-3 ③ K			F FF 96 F FF 95 X SL 83 0-2 ② P5		F CH 88 S CH 82 B CH 82 F CU 74 S CH 81 1-3 ② K	4	0	0	0	0	3	4

Inning Stats																				
	R: 0 E: 0 K: 2 S: 14	H: 2 LOB: 2 BB: 0 P: 21	R: 0 E: 1 K: 1 S: 14	H: 1 LOB: 1 BB: 0 P: 21	R: 0 E: 0 K: 1 S: 9	H: 0 LOB: 0 BB: 0 P: 11	R: 2 E: 0 K: 1 S: 8	H: 2 LOB: 1 BB: 1 P: 16	R: 0 E: 0 K: 1 S: 6	H: 0 LOB: 0 BB: 0 P: 7	R: 0 E: 0 K: 2 S: 12	H: 0 LOB: 0 BB: 0 P: 15	R: 0 E: 0 K: 1 S: 13	H: 1 LOB: 1 BB: 0 P: 16	R: 1 E: 0 K: 1 S: 11	H: 2 LOB: 1 BB: 0 P: 18	R: 0 E: 0 K: 2 S: 14	H: 0 LOB: 1 BB: 1 P: 21	1B: 6 2B: 1 3B: 0 HR: 1	SF: 0 SAC: 0 DP: 0 HBP: 0	WP: 0 PB: 0 SB: 0 CS: 0	PA: 37

PITCHER		IP	WLS	BF	H	R	ER	SO	BB	IBB	HBP	BLK	WP	HR	S	P	ERA	WHIP
52 CC Sabathia, L ERA: 2.97	(1, 1)	7.1	W	29	6	2	2	10	1	0	0	0	0	0	79	111	2.46	0.955
29 Rafael Soriano, R ERA: 4.45	(8, 1)	0.2	H	4	2	1	1	0	0	0	0	0	0	1	8	14	13.50	3.000
53 Cory Wade, R ERA: 2.1	(9, 1)	1.0		4	0	0	0	2	1	0	0	0	0	0	14	21	0.00	1.000

PITCHER	IP	WLS	BF	H	R	ER	SO	BB	IBB	HBP	BLK	WP	HR	S	P	ERA	WHIP

TOP	
AB	35
R	3
H	8
RBI	3
BB	2
SO	12
LOB	16

BOTTOM

Batter	1	2	3	4	5	6	7	8	9	AB	R	H	RBI	BB	SO	LOB
11 Brett Gardner, L (1, 8) OBP: 0.355, SLG: 0.381	B SI 85 B FF 86 B FF 87 C FF 87 B FF 88 4-1 2 S 25 E BB		C FF 86 L FF 86 H SI 87 1-2 2 HR 1-2 HBP		X CH 84 0-0 ① F9		1 SAFE B FC 90 C FC 89 1 SAFE D CH 81 B FC 89 B FC 89 4-1 1-2 BB	B SI 94 B SI 94 B SI 93 B SI 93 4-0 2 E 2 1B 1-2 2-3 BB		1	2	0	0	3	0	1
2 Derek Jeter, R (1, 6) OBP: 0.356, SLG: 0.389	B SI 85 D CH 78 D SI 86 C FF 87 X FF 88 3-1 ① G5-3 1-2		D FF 87 F FF 87 X FF 87 1-1 1-H 2-H HR		C CH 76 F FF 86 S CU 76 0-3 ② K		S SL 82 F SL 81 X SL 82 0-2 ② F9	C FF 91 X SL 80 0-1 E8 1-3 2-H 3-H 1B		5	1	2	5	0	1	4
25 Mark Teixeira, S (1, 3) OBP: 0.343, SLG: 0.500	C CH 77 F FF 86 B CU 77 B SL 82 X CH 78 2-2 E6 2-H 1B		C CU 75 X CH 78 0-1 ① F7		F CH 76 X CU 77 0-1 ③ FC6-4 1-2f		C SI 87 B CH 82 C SL 82 B CU 77 F SL 81 S FC 89 2-3 ③ K	X SI 94 0-0 ③ F9		5	0	1	0	0	1	5
13 Alex Rodriguez, R (1, 5) OBP: 0.361, SLG: 0.483 60 Brandon Laird, R (9, 5) OBP: 0.375, SLG: 0.167	B SI 87 C CH 79 F CH 80 S FF 88 1-3 ② K		S CH 77 B CU 77 X CH 78 1-1 ② F8			B CH 76 B SI 85 X FF 87 2-0 HR		F FF 88 B CU 73 S CH 84 B CU 74 F CH 83 B FF 89 X CH 83 3-2 ① G5-3		4 0	1 0	1 0	1 0	0 0	1 0	1 0
24 Robinson Canó, L (1, 4) OBP: 0.350, SLG: 0.531	B FF 88 S FF 88 X CU 79 1-1 ③ G4-3		L CH 78 F CH 80 X FF 87 0-2 ③ L7			F CU 76 B SL 80 B FF 87 B CH 77 F FF 89 F CU 77 X CH 78 3-2 ① G4-3		B FF 90 C FC 89 F SL 85 B FF 90 F CU 74 B FF 89 X CH 83 3-2 33 HR 1B		4	1	1	0	0	0	1
33 Nick Swisher, S (1, 9) OBP: 0.383, SLG: 0.462		C SI 85 B CH 79 B CH 79 X FF 88 2-1 ① P6		X CH 83 0-0 ① G6-3		B CU 79 C SI 86 X SI 86 1-1 ② F7		B FF 89 F FF 88 X FC 89 1-1 1-H HR		4	1	1	2	0	0	0
18 Andruw Jones, R (1, 7) OBP: 0.350, SLG: 0.490 41 Chris Dickerson, L (9, 7) OBP: 0.355, SLG: 0.379		S CH 80 F CH 79 F FF 89 B SL 82 F CH 81 C CU 78 1-3 ② K		C CH 83 S CH 76 B CH 79 B CH 84 B CH 79 B CH 78 X CU 76 3-2 ② G5-3		B CU 75 X CH 77 1-0 ③ G5-3		B SL 84 X SL 86 1-0 ② G5-3		4 0	0 0	0 0	0 0	0 0	1 0	0 0
55 Russell Martin, R (1, 2) OBP: 0.325, SLG: 0.414		B FF 88 X CH 80 1-0 ③ L5		B CH 86 S CU 76 X CH 77 1-1 ③ F9			C SL 82 C SL 84 S SL 83 0-3 ① K	C SL 85 B CU 74 C FF 90 B SL 82 B FF 90 F SL 83 B FF 89 4-2 11 BB 26 1B 2 1B BB		3	1	0	0	1	1	0
63 Jesus Montero, R (1, 10) OBP: 0.364, SLG: 0.300 26 Eduardo Núñez, R (7, PR) OBP: 0.312, SLG: 0.380 (8, 10)			X CH 84 0-0 11 HBP 2 HR 1B		B CH 76 C CH 76 B CU 74 X CH 78 2-1 25 FC6-4 1B		B FF 90 C FF 89 S FF 89 B SI 91 X SL 83 2-2 E3 11 WP	X FC 90 0-0 11 BB 2 1B 1-2 1B		3 1	1 1	2 1	0 0	0 0	0 0	0 0
Inning Stats	R: 1 E: 1 K: 1 S: 11 H: 1 LOB: 1 BB: 1 P: 22	R: 0 E: 0 K: 1 S: 8 H: 0 LOB: 0 BB: 0 P: 12	R: 3 E: 0 K: 0 S: 12 H: 2 LOB: 0 BB: 0 P: 15	R: 0 E: 0 K: 0 S: 6 H: 0 LOB: 0 BB: 0 P: 10	R: 0 E: 0 K: 1 S: 8 H: 1 LOB: 1 BB: 0 P: 10	R: 1 E: 0 K: 0 S: 8 H: 1 LOB: 0 BB: 0 P: 15	R: 0 E: 1 K: 2 S: 14 H: 0 LOB: 2 BB: 1 P: 22	R: 4 E: 1 K: 0 S: 18 H: 4 LOB: 2 BB: 2 P: 34		1B: 6 2B: 0 3B: 0 HR: 3	SF: 0 SAC: 0 DP: 0 HBP: 1			WP: 1 PB: 0 SB: 1 CS: 0	PA: 39	

PITCHER		IP	WLS	BF	H	R	ER	SO	BB	IBB	HBP	BLK	WP	HR	S	P	ERA	WHIP
27 Brett Cecil, L ERA: 4.6	(1, 1)	6.0	L	25	5	5	4	3	1	0	1	0	0	2	53	84	6.00	1.000
51 Jesse Litsch, R ERA: 4.39	(7, 1)	1.0		5	0	0	0	2	1	0	0	0	1	0	14	22	0.00	1.000
60 Jon Rauch, R ERA: 4.85	(8, 1)	0.2		5	2	3	3	0	1	0	0	0	0	1	14	26	40.50	4.500
35 Rommie Lewis, L ERA: 4.91	(8, 1)	0.1		4	2	1	1	0	1	0	0	0	0	0	4	8	27.00	9.000

PITCHER	IP	WLS	BF	H	R	ER	SO	BB	IBB	HBP	BLK	WP	HR	S	P	ERA	WHIP

Toronto Blue Jays @ New York Yankees

Yankee Stadium, Bronx, NY

Sun Sep 04 2011, 1:11 PM - 4:02 PM EDT

Att. 47,464 - Partly Cloudy - 84 F

livebaseballscorecards.com

AB	34
R	9
H	9
RBI	8
BB	4
SO	5
LOB	12

Boston Red Sox @ Toronto Blue Jays

Rogers Centre, Toronto, ON

Mon Sep 05 2011, 1:09 PM - 4:59 PM EDT

Att. 27,573 - Cloudy - 63 F

livebaseballscorecards.com

Batter	1	2	3	4	5	6	7	8	9	10	11	AB	R	H	RBI	BB	SO	LOB
2 Jacoby Ellsbury, L (1, 8) OBP: 0.371, SLG: 0.520	C FF 95 B SI 93 C SI 92 X SI 95 1-2 F8 ①		X SI 92 0-0 1-3 2B ②		X SI 92 0-0 FC1-5-6 ②③ 2-3			B FF 92 C FF 91 F FF 90 B FC 90 F FC 90 F FF 92 F CU 77 B FF 93 F FC 90 3-3 S FF 92 K ①		B FF 92 C FF 93 C FF 94 X FS 86 1-2 G3-1 ①		5	0	1	0	0	1	1
15 Dustin Pedroia, R (1, 4) OBP: 0.391, SLG: 0.469	C SI 94 F SL 86 F SI 93 B FF 94 X SI 94 1-2 F8 ②		B SI 93 F CH 84 B SI 92 F SI 92 X SI 93 2-2 G5-3 ③			C SL 80 B SI 91 X SI 91 1-1 G5-3 ①		C FC 90 X FF 92 0-1 F9 ②		B FF 92 C FF 94 F FS 87 S FF 95 1-3 K ②		5	0	0	0	0	1	2
28 Adrián González, L (1, 3) OBP: 0.404, SLG: 0.548 3 Mike Aviles, R (10, PR) OBP: 0.280, SLG: 0.389 (10, 5)	S FC 95 B SI 92 B CH 83 X FF 91 2-1 L7 ③			C SI 92 B SI 92 S SL 79 S SL 82 1-3 K ①		C FF 92 B FF 91 S SI 92 S SI 92 1-3 K ②		X FF 92 0-0 2B ②		F FF 95 B FF 94 B FF 95 B FS 87 B FS 84 4-1 BB ③		4 0	0 0	1 0	0 0	1 0	2 0	0 0
34 David Ortiz, L (1, 10) OBP: 0.402, SLG: 0.584		B SI 92 C SI 93 C FF 92 X SI 92 1-2 F8 ①		C SI 92 B FC 93 B SL 83 F SI 92 X SL 81 2-2 13 BB 1B ②		B SI 91 C CH 87 B FF 93 X SI 92 2-1 L7 ③		I IN 78 I IN 79 I IN 80 I IN 79 4-0 IBB		B FF 95 B FF 95 1 SAFE X FF 94 2-0 G5-3 ③		4	0	1	0	1	0	1
20 Kevin Youkilis, R (1, 5) OBP: 0.373, SLG: 0.470 (10, 3)		C SL 82 F FF 92 F FF 91 B SI 93 X SI 92 1-2 G5-3 ②		C SI 92 C SI 92 B SI 92 B SI 91 F CH 85 D SI 94 X SI 91 3-2 F9 ②			B CU 71 B FF 87 C FF 88 B CH 81 B FF 88 4-1 33 G3-1 16 1B BB	B FF 91 C FF 91 C FF 92 C FC 89 1-3 K ③			B CH 81 B SI 86 X SI 86 2-0 G5-3 ①	4	0	0	1	1	3
13 Carl Crawford, L (1, 7) OBP: 0.285, SLG: 0.398		B SI 94 F SI 92 X SI 93 1-1 G4-3 ③		C CH 84 C CH 86 B SI 93 B FF 92 D CH 87 F CH 84 B CH 83 4-2 1-2 BB ②			B FF 88 C CH 79 F CH 79 X FF 89 1-2 F7 ①		X FF 93 0-0 F8 ①		B CH 81 B SI 86 C SI 86 S SI 85 C SL 78 2-3 K ②	4	0	0	0	1	1	1
16 Josh Reddick, L (1, 9) OBP: 0.342, SLG: 0.478			B SI 91 F CH 85 F SI 93 X FF 93 1-2 G1-4-3 ①	F SI 92 F CH 84 C SI 93 0-3 K ③			C SL 80 X CU 76 0-1 33 G3-1 1-2 1B		B FF 92 X FF 93 1-0 2B		B SI 86 B SI 86 B SI 86 S SI 85 S SI 85 F SI 87 F SI 86 X SI 86 3-2 P4 ③	5	0	2	0	0	1	2
33 Jason Varitek, S (1, 2) OBP: 0.304, SLG: 0.438			B SI 92 S CH 83 F SI 92 B FF 95 B SI 90 S CH 85 3-3 K ②		C FF 90 B FF 89 T SI 91 B SI 91 X CH 84 2-2 G5-3 ①		S CH 80 X FF 89 0-1 G3-1 1-2 2-3		B FS 83 C FS 86 B CU 80 C FF 94 S FF 95 2-3 K ②			4	0	0	0	0	2	3
10 Marco Scutaro, R (1, 6) OBP: 0.335, SLG: 0.376			B FF 94 B SI 94 C FF 92 X SI 92 2-1 2 2B 1B ②		B SI 91 B SI 91 F SI 90 F SI 91 B SI 92 F SI 91 X CH 84 3-2 2 FO1-5-6 2B ③		C FF 89 C FF 89 B SL 82 X CH 83 1-2 G6-3 ③		C FS 85 B FF 94 B SI 94 X FS 86 2-1 F7 ③			4	0	2	0	0	0	3
Inning Stats	R: 0 E: 0 K: 0 S: 9 H: 0 LOB: 0 BB: 0 P: 13	R: 0 E: 0 K: 0 S: 9 H: 0 LOB: 0 BB: 0 P: 12	R: 0 E: 0 K: 1 S: 12 H: 2 LOB: 2 BB: 0 P: 20	R: 0 E: 0 K: 2 S: 16 H: 1 LOB: 2 BB: 1 P: 26	R: 0 E: 0 K: 0 S: 8 H: 1 LOB: 0 BB: 0 P: 13	R: 0 E: 0 K: 1 S: 7 H: 0 LOB: 0 BB: 0 P: 11	R: 0 E: 0 K: 0 S: 11 H: 1 LOB: 2 BB: 1 P: 17	R: 0 E: 0 K: 2 S: 13 H: 1 LOB: 2 BB: 1 P: 21	R: 0 E: 0 K: 1 S: 7 H: 1 LOB: 1 BB: 0 P: 12	R: 0 E: 0 K: 1 S: 8 H: 0 LOB: 1 BB: 1 P: 16	R: 0 E: 0 K: 1 S: 9 H: 0 LOB: 0 BB: 0 P: 16	1B: 3 2B: 5 3B: 0 HR: 0	SF: 0 SAC: 0 DP: 1 HBP: 0	WP: 0 PB: 0 SB: 0 CS: 0	PA: 43				

PITCHER		IP	WLS	BF	H	R	ER	SO	BB	IBB	HBP	BLK	WP	HR	S	P	ERA	WHIP
37 Henderson Alvarez III, R ERA: 2.95	(1, 1)	6.0		22	4	0	0	4	1	0	0	0	0	0	61	95	0.00	0.833
33 Carlos Villanueva, R ERA: 4.14	(7, 1)	1.0		5	1	0	0	0	1	0	0	0	0	0	11	17	0.00	2.000
44 Casey Janssen, R ERA: 2.12	(8, 1)	1.0		5	1	0	0	2	0	1	0	0	0	0	13	21	0.00	1.000
50 Frank Francisco, R ERA: 3.5	(9, 1)	2.0		8	1	0	0	2	1	0	0	0	0	0	15	28	0.00	1.000
57 Shawn Camp, R ERA: 4.55	(11, 1)	1.0	W	3	0	0	0	1	0	0	0	0	0	0	9	16	0.00	0.000

PITCHER	IP	WLS	BF	H	R	ER	SO	BB	IBB	HBP	BLK	WP	HR	S	P	ERA	WHIP

AB	39
R	0
H	7
RBI	0
BB	4
SO	9
LOB	16

Boston Red Sox @ Toronto Blue Jays

Rogers Centre, Toronto, ON

Mon Sep 05 2011, 1:09 PM - 4:59 PM EDT

Att. 27,573 - Cloudy - 63 F

livebaseballscorecards.com

Batter	1	2	3	4	5	6	7	8	9	10	11	AB	R	H	RBI	BB	SO	LOB
18 Mike McCoy, R (1, 6) OBP: 0.338, SLG: 0.283	C SI 93 F SI 92 B FF 93 F CU 80 X FC 92 1-2 10 S 14 G3 1B		X FF 91 0-0 ① G5-3		C FF 94 C FF 94 F FF 94 F FC 92 S CU 82 0-3 ② K			B SI 91 C FF 91 B FF 90 B CU 80 B SI 92 4-1 14 S BB		1 SAFE F FF 96 B FF 96 B FF 95 F FF 96 B FF 95 B FF 96 4-2 19 BB 1-2 BB		3	0	1	0	1	1	0
20 Mark Teahen, L (10, PH) OBP: 0.256, SLG: 0.301												0	0	0	0	1	0	0
9 J.P. Arencibia, R (11, 2) OBP: 0.279, SLG: 0.442												0	0	0	0	0	0	0
14 Eric Thames, L (1, 7) OBP: 0.317, SLG: 0.472	1 SAFE F FF 93 1 SAFE X CU 80 0-1 ① G3 1-2		C CU 78 S FC 89 B FF 92 B CU 80 S CU 81 2-3 ② K		B CU 80 C FF 93 S SI 95 T FF 95 1-2 ③ K			1 SAFE 1 SAFE B FF 89 1 SAFE B FF 90 C CH 83 F SI 91 H CU 81 3-2 1-2 HBP		S FF 95 S FF 94 S FF 95 0-3 ② K		4	0	0	0	0	3	3
19 José Bautista, R (1, 9) OBP: 0.444, SLG: 0.632	F FF 93 B FF 93 S FF 94 C FF 95 1-3 ② K		B FF 91 S FC 90 F FF 92 B CU 80 S CU 81 2-3 ③ K			F SI 92 C SI 93 X CU 80 0-2 ① F7		X FF 96 0-0 ② F9		B FF 95 B FF 95 F FF 95 S FF 94 B FF 95 B FF 96 4-2 1-2 2-3 BB		4	0	0	0	1	2	3
26 Adam Lind, L (1, 3) OBP: 0.299, SLG: 0.445	B FF 94 B FF 94 B FF 94 B CH 88 4-0 BB			B FC 90 C FF 91 S FF 93 C FF 93 2-3 ① K		B FF 93 S FC 91 B FF 92 X FC 92 2-1 10 G4-3 1B		F FF 95 B FF 95 F FF 96 S SL 85 1-3 ③ K		S FF 94 S FF 95 S FF 95 0-3 ③ K		4	0	1	0	1	3	5
10 Edwin Encarnación, R (1, 10) OBP: 0.333, SLG: 0.459	F FF 94 F FF 92 F CU 80 D CU 81 F FF 95 S FC 91 1-3 ③ K 2-3			C FF 93 X CH 88 0-1 ② 13 S 1B		B FF 92 X FF 91 1-0 ②③ G4-3 1-2f			B SL 81 C SL 81 F SL 82 F FF 96 S SL 83 1-3 ① K		B SI 90 C SL 86 C CU 75 X SL 84 1-2 ① F9		5	0	1	0	0	2	3
2 Kelly Johnson, L (1, 4) OBP: 0.297, SLG: 0.423		F FF 93 C FC 91 X CU 79 0-2 13 FC5-4 1B		F FF 93 X CH 89 0-1 ② F7			B SI 92 C FF 91 F FF 92 F CH 85 B FC 92 X FF 93 2-2 ① P6		X FF 96 0-0 ② F8		B FC 86 X FC 86 1-0 ② P6		5	0	1	0	0	0	1
13 Brett Lawrie, R (1, 5) OBP: 0.381, SLG: 0.682		X FF 94 0-0 ① FC5-4 8 G4-3 8 S 1-2f	F FF 93 D CU 80 C CU 80 1 SAFE B SI 94 B SI 92 D CU 80 4-2 1-3 BB				B FF 92 B CU 80 F FC 90 B FF 92 B FF 92 4-1 8 G6-4-3 BB		B FF 96 B FF 95 X FF 96 2-0 ③ G1-3		F SI 89 B SI 90 X SI 89 1-1 HR	3	1	1	1	2	0	1
8 José Molina, R (1, 2) OBP: 0.349, SLG: 0.424	S SI 93 F SI 94 B FF 92 X SI 94 1-2 ② G4-3 1-3			X CH 84 0-0 ③ F9			1 SAFE X SI 90 0-0 ②③ G6-4-3 1-2f			S FF 95 F FF 95 B FF 95 F FF 96 B FF 96 X FS 90 2-2 19 BB 20 E 1B		4	0	1	0	0	0	4
25 Chris Woodward, R (10, PR) (11, 6)												0	0	0	0	0	0	0
3 Dewayne Wise, L (1, 8) OBP: 0.247, SLG: 0.295		C CU 79 S CU 80 B FF 93 F CU 80 S FF 93 1-3 ③ K			B FF 93 S CH 85 B FF 93 T FF 92 F CU 83 S FF 94 2-3 ① K			C CU 79 B CH 83 F CH 83 F CH 84 B FF 92 T FF 92 2-2 ① K		C FF 95 M FF 95 L FF 96 0-3 ① K		4	0	0	0	0	4	2
Inning Stats	R: 0 E: 0 K: 2 S: 14 H: 1 LOB: 2 BB: 1 P: 21	R: 0 E: 0 K: 1 S: 11 H: 1 LOB: 1 BB: 0 P: 13	R: 0 E: 0 K: 2 S: 7 H: 0 LOB: 0 BB: 0 P: 11	R: 0 E: 0 K: 1 S: 10 H: 1 LOB: 2 BB: 1 P: 16	R: 0 E: 0 K: 3 S: 12 H: 0 LOB: 0 BB: 0 P: 15	R: 0 E: 0 K: 0 S: 7 H: 1 LOB: 0 BB: 0 P: 10	R: 0 E: 0 K: 0 S: 6 H: 0 LOB: 0 BB: 1 P: 12	R: 0 E: 0 K: 2 S: 11 H: 0 LOB: 2 BB: 1 P: 21	R: 0 E: 0 K: 1 S: 6 H: 0 LOB: 0 BB: 0 P: 9	R: 0 E: 1 K: 3 S: 17 H: 1 LOB: 3 BB: 2 P: 27	R: 1 E: 0 K: 0 S: 6 H: 1 LOB: 0 BB: 0 P: 9						

| | | | | | | | | | | | |

Batter	1	2	3	4	5	6	7	8	9	AB	R	H	RBI	BB	SO	LOB
2 Jacoby Ellsbury, L (1, 8) OBP: 0.373, SLG: 0.521	C SI 93 B SL 82 F SI 94 B SL 85 F SI 94 X FF 94 2-2 28 2B 2B	B SI 92 F SI 92 B SI 93 B SI 92 B SI 92 4-1 15 G5-3 28 1B 15 WP BB	X SI 92 0-0 G1-3 1-2 ②	B SI 93 C FC 87 B FC 88 F SI 92 F FC 89 X SI 94 2-2 1-2 1B		S SI 94 C CH 88 S SL 82 0-3 K ②		F FF 92 F CH 88 B SL 89 X SL 82 1-2 HR		4	2	2	0	1	1	1
16 Josh Reddick, L (6, 9) OBP: 0.345, SLG: 0.495										1	1	1	1	0	0	0
15 Dustin Pedroia, R (1, 4) OBP: 0.388, SLG: 0.464	B FF 93 F SI 92 D SL 82 F SI 92 B SI 92 T SI 93 3-2 K ①	1 SAFE 1 SAFE C FF 91 B CH 81 B SI 92 F FF 92 X CH 82 2-2 G5-3 1-3 ①	B CH 80 X SI 90 1-0 E5 2-3	C FC 88 T FC 89 B FC 88 B CH 84 B FC 87 X SI 92 3-2 L5 ③		B SI 94 C FF 95 X CU 82 1-1 G6-3 ③		B FF 94 S FF 95 B SI 94 S FF 94 S FF 93 2-3 K ③		5	0	0	0	0	1	5
3 Mike Aviles, R (6, 4) OBP: 0.279, SLG: 0.388										1	0	0	0	0	1	0
28 Adrián González, L (1, 3) OBP: 0.406, SLG: 0.550	B SL 83 X FF 92 1-0 34 WP 34 1B 2-H 2B	B FF 90 X SI 92 1-0 20 2B 3-H 1B	C SI 92 B SI 93 C SI 92 B SI 93 S SL 80 2-3 K ③		F FF 94 X FF 96 0-1 34 2B 10 2B 1B		F FF 92 B FF 94 X CH 85 1-1 F8 ①		F SI 92 C FF 94 B FF 95 B CH 88 B CH 87 B SI 94 4-2 20 BB BB	5	3	3	2	0	1	2
12 Jed Lowrie, S (7, 3) OBP: 0.317, SLG: 0.380										0	0	0	0	1	0	0
20 Kevin Youkilis, R (1, 5) OBP: 0.376, SLG: 0.472	B SI 93 C SI 94 D CH 84 C SI 94 D SL 83 F SI 93 B FF 93 4-2 34 1B 34 WP 10 1B BB	C FF 93 B FF 93 X SI 93 1-1 1-H 2B ②		C SI 93 B FC 87 B SI 83 B FC 87 X SI 92 3-1 34 2B 1B	B FF 94 X FF 93 1-0 F8 ①		F FF 93 B SI 93 C SL 89 X SL 84 1-2 G1-3 ②		F SL 89 F FF 95 B SL 90 B SL 91 B SL 90 B FF 93 4-2 1-2 BB	4	2	2	1	2	0	1
34 David Ortiz, L (1, 10) OBP: 0.405, SLG: 0.589	B FF 93 B SI 94 C SI 92 X SI 93 2-1 10 1B 13 2B 1-3 2-H 1B	X SI 92 0-0 F7 ③		C SI 92 C SI 92 B SI 94 B SL 83 B SL 82 F SI 93 F SI 92 X SI 92 3-2 10 2B 1-H 2B	X FF 95 0-0 10 2B 1-3 2B		C SL 86 X SI 94 0-1 10 BB 1B		C SI 92 B SI 92 B SL 79 B SL 80 C SI 91 S SL 80 3-3 K ①	6	3	4	2	0	1	2
10 Marco Scutaro, R (1, 6) OBP: 0.344, SLG: 0.392	B SI 94 B SI 93 C SI 92 B SI 92 S SI 93 X FF 93 3-2 13 2B 1-2 3-H 1B	B SI 90 C SI 91 C SI 91 X SL 81 1-2 13 G3 39 HR 2B		F SI 92 X SI 93 0-1 54 1B 2-H 2B	D SL 90 X FF 93 1-0 2-H 3-H 2B		B FF 94 C SL 87 F SI 94 B SI 91 D SL 83 B FF 94 4-2 1-2 BB		X SL 80 0-0 L8 ②	5	2	4	4	1	0	2
13 Carl Crawford, L (1, 7) OBP: 0.285, SLG: 0.399	B SI 94 C SL 82 X SL 80 1-1 1-3 2-H 2B	B SI 92 B SI 91 F SI 92 F SI 93 F FF 93 X SL 81 2-2 G3 2-3 ①	B SI 92 S FC 88 F SI 91 F SL 82 S FF 90 1-3 K ①	B FC 89 S FC 88 F SI 91 F SL 82 S FF 90 3-3 K ②	B SI 95 S CH 87 B CH 89 F FF 95 B SL 90 S CH 87	B FF 94 X SI 95 1-0 F7 ③		C SI 93 S SL 80 C SL 81 0-3 K ③		4	0	1	1	0	2	3
71 Nate Spears, L (5, 7)										2	0	0	0	0	1	4
39 Jarrod Saltalamacchia, S (1, 2) OBP: 0.307, SLG: 0.477	C SI 93 B CH 83 X SI 92 1-1 L1-3 ②	B CH 83 B CH 83 X SI 92 2-0 3-H HR	C FC 88 F FC 88 B SI 83 B FC 88 F FF 93 F FF 93 S FC 88 2-3 K ②		C SI 95 X CH 88 0-1 G4-3 ③			F CH 85 S CH 85 B CU 81 B FF 93 B CH 87 S FF 92 3-3 K ①		5	1	1	2	0	2	4
60 Ryan Lavarnway, R (8, 2) OBP: 0.407, SLG: 0.391										0	0	0	0	0	0	0
54 Darnell McDonald, R (1, 9) OBP: 0.268, SLG: 0.358	X SI 93 0-0 G5-3 ③	C SI 92 C SI 93 B SI 94 F FF 93 F SI 93 X CH 84 1-2 15 E 2 G1-3 1B	B SI 94 C SI 93 B FC 88 X FC 85 2-1 2 1B 2-H 1B		B FF 94 C SL 86 S SL 88 S SL 89 1-3 K ①			F FF 94 F SI 94 B SI 95 B FF 95 X SL 89 2-2 G3 ②		5	0	2	1	0	1	2
(6, 8)																

Inning Stats	1	2	3	4	5	6	7	8	9
	R: 4 E: 0 K: 1 S: 21	H: 5 LOB: 2 BB: 1 P: 38	R: 2 E: 0 K: 0 S: 8	H: 2 LOB: 0 BB: 1 P: 16	R: 2 E: 1 K: 1 S: 18	H: 3 LOB: 2 BB: 0 P: 27	R: 3 E: 0 K: 2 S: 27	H: 5 LOB: 2 BB: 0 P: 43	R: 2 E: 0 K: 1 S: 10	H: 3 LOB: 1 BB: 0 P: 15	R: 0 E: 0 K: 2 S: 8	H: 0 LOB: 0 BB: 0 P: 10	R: 0 E: 0 K: 0 S: 10	H: 1 LOB: 2 BB: 1 P: 17	R: 1 E: 0 K: 2 S: 12	H: 1 LOB: 0 BB: 0 P: 20	R: 0 E: 0 K: 2 S: 11	H: 0 LOB: 2 BB: 2 P: 22

| | | | | | | | | | | | | | | | |

BOTTOM

Boston Red Sox @ Toronto Blue Jays

Rogers Centre, Toronto, ON

Tue Sep 06 2011, 7:11 PM - 10:18 PM EDT

Att. 17,565 - Cloudy - 64 F

livebaseballscorecards.com

Batter	1	2	3	4	5	6	7	8	9	AB	R	H	RBI	BB	SO	LOB
5 Yunel Escobar, R (1, 6) OBP: 0.365, SLG: 0.413	C FF 92 B FF 93 X CH 85 1-1 1B		X FF 91 0-0 1B		S CU 74 S FC 88 B SI 94 S FC 90 1-3 ③ K			B FC 87 X SI 94 1-0 ② G6-3		4	0	2	0	0	1	1
14 Eric Thames, L (1, 7) OBP: 0.313, SLG: 0.465	C FF 92 X FC 88 0-1 ① P5		C FF 92 B FC 89 F SI 90 F FF 92 X CU 76 1-2 ② F9			B FF 91 X FF 91 1-0 ① F7		C SI 92 B CU 77 B FC 86 B SI 94 F FF 93 X FF 92 3-2 ③ L8		4	0	0	0	0	0	2
19 José Bautista, R (1, 9) OBP: 0.442, SLG: 0.627 3 Dewayne Wise, L (6, PR) OBP: 0.245, SLG: 0.292 (7, 8)	F FF 92 F SI 92 F FF 93 D CU 77 B FC 88 S FC 89 2-3 ② K		B FF 94 X SI 92 1-0 ③ P3			B SI 91 X SI 91 1-0 E5 26 G5-3			S SI 91 X SI 90 0-1 ① G6-3	3 1	0 0	0 0	0 0	0 0	1 0	2 0
26 Adam Lind, L (1, 3) OBP: 0.297, SLG: 0.442 20 Mark Teahen, L (7, 3) OBP: 0.261, SLG: 0.306	B FF 94 X CU 76 1-0 ③ G5-3			C FF 91 B CU 76 S FC 88 F FF 93 S CU 74 1-3 ① K		D CU 75 B FC 87 C FF 92 X FC 88 2-1 ② G5-3 1-2			F FF 91 C SI 92 B CU 77 B CU 78 X SI 93 2-2 10 G3 1B	3 1	0 0	0 1	0 0	0 0	1 0	2 0
10 Edwin Encarnación, R (1, 10) OBP: 0.330, SLG: 0.455		C SI 92 B CU 76 F FC 89 B FC 88 B SI 92 F FC 88 F FF 94 S FC 90 3-3 ① K		F FF 92 C FC 89 T CU 76 0-2 ② K		C FC 89 B CU 75 B FC 87 X FC 88 2-1 ③ G6-3			F SI 92 X FC 85 0-1 ② G3 1-2	4	0	0	0	0	2	3
2 Kelly Johnson, L (1, 4) OBP: 0.296, SLG: 0.421 25 Chris Woodward, R (6, 4)		B SI 94 S SI 91 B CU 76 F FF 94 B FC 86 F FF 93 C FC 87 3-3 ② K		B CU 74 C SI 92 X FC 88 1-1 ③ F9			B FC 90 F FF 90 B FF 91 F FF 91 F FF 93 F FC 88 F FC 90 S CU 75 2-3 ① K		C FF 92 X FC 86 0-1 ③ F8	2 2	0 0	0 0	0 0	0 0	1 1	0 1
13 Brett Lawrie, R (1, 5) OBP: 0.380, SLG: 0.670		B FF 94 B SI 93 B FF 93 B FF 92 4-0 BB			C FF 90 B CU 72 C FC 85 S FC 88 1-3 ① K		B CU 74 B SI 92 X FF 92 2-0 ② F9			2	0	0	0	1	1	0
9 J.P. Arencibia, R (1, 2) OBP: 0.279, SLG: 0.441		B FF 94 C FF 92 F FC 89 S FF 94 1-3 ③ K			F FC 92 X CH 87 0-1 18 G6-3 18 WP 1B		F SI 91 F CH 87 S FC 90 0-3 ③ K			3	0	1	0	0	2	1
18 Mike McCoy, R (1, 8) OBP: 0.331, SLG: 0.276 (7, 9)			C FF 89 C SI 91 T FF 92 0-2 ① K		B FF 93 S SI 92 F FC 88 F FF 92 B FC 88 X SI 93 2-2 ② G6-3 1-3			F FF 92 B FC 87 X SI 94 1-1 ① G5-3		3	0	0	0	0	1	1
Inning Stats	R: 0 E: 0 K: 1 S: 9 H: 1 LOB: 1 BB: 0 P: 13	R: 0 E: 0 K: 3 S: 12 H: 0 LOB: 1 BB: 1 P: 23	R: 0 E: 0 K: 1 S: 9 H: 1 LOB: 1 BB: 0 P: 11	R: 0 E: 0 K: 2 S: 9 H: 0 LOB: 0 BB: 0 P: 11	R: 0 E: 0 K: 2 S: 12 H: 1 LOB: 1 BB: 0 P: 16	R: 0 E: 1 K: 0 S: 6 H: 0 LOB: 2 BB: 0 P: 12	R: 0 E: 0 K: 2 S: 10 H: 0 LOB: 0 BB: 0 P: 14	R: 0 E: 0 K: 0 S: 6 H: 0 LOB: 0 BB: 0 P: 11	R: 0 E: 0 K: 0 S: 9 H: 1 LOB: 1 BB: 0 P: 11	1B: 4 2B: 0 3B: 0 HR: 0 SF: 0 SAC: 0 DP: 0 HBP: 0						

	AB	32
	R	0
	H	4
	RBI	0
	BB	1
	SO	11
	LOB	13

WP: 1 PA: 33
PB: 0
SB: 0
CS: 0

PITCHER		IP	WLS	BF	H	R	ER	SO	BB	IBB	HBP	BLK	WP	HR	S	P	ERA	WHIP
31 Jon Lester, L ERA: 2.93	(1, 1)	7.0	W	26	3	0	0	11	1	0	0	0	1	0	67	100	0.00	0.571
70 Kyle Weiland, R ERA: 6.75	(8, 1)	2.0		7	1	0	0	0	0	0	0	0	0	0	15	22	0.00	0.500

PITCHER	IP	WLS	BF	H	R	ER	SO	BB	IBB	HBP	BLK	WP	HR	S	P	ERA	WHIP

Boston Red Sox @ Toronto Blue Jays

Rogers Centre, Toronto, ON

Wed Sep 07 2011, 7:10 PM - 11:09 PM EDT

Att. 16,154 - Cloudy - 64 F

TOP

livebaseballscorecards.com

Batter	1	2	3	4	5	6	7	8	9	AB	R	H	RBI	BB	SO	LOB
2 Jacoby Ellsbury, L (1, 8) OBP: 0.376, SLG: 0.531	C FF 93 B FF 92 B FF 94 S FF 94 X SI 95 2-2 28 HBP 15 1B 20 HBP 1B	B SI 92 B FS 85 F FF 94 B FF 93 C FF 94 X SI 94 3-2 ③ L7		X FF 93 0-0 2-H 3-H HR		C CU 68 C CU 77 B FF 89 B SL 83 F SL 83 X FF 90 2-2 15 CS 1B		X CH 82 0-0 2B		5	2	4	3	0	0	0
15 Dustin Pedroia, R (1, 4) OBP: 0.387, SLG: 0.462	C SI 93 B FF 93 1 SAFE X FF 93 1-1 20 HBP 28 HBP 10 1B 1-2 1B		B FF 91 X FF 91 1-0 ① P6	C KC 82 B SL 87 B FF 94 F KC 82 F FF 94 B SL 88 X FF 94 3-2 ③ G6-3		1 SAFE 1 SAFE B CH 81 C CH 82 1 SAFE B FF 88 1 SAFE C CU 68 1 SAFE 2-3 ② S FF 88 ③ K 1-2		C SI 89 S SI 84 D SI 86 X CH 84 1-2 ③ G6-3		5	1	1	0	0	1	2
28 Adrián González, L (1, 3) OBP: 0.407, SLG: 0.557	H KC 84 1-0 20 HBP 10 1B 1-2 2-3 HBP		X FF 92 0-0 ② P2		C KC 81 B FS 88 S FS 84 B FS 82 F SI 92 F SL 87 B SI 92 S FF 93 3-3 ① K		B CU 78 B SI 87 F SL 82 F FC 88 B SL 83 X SL 83 3-2 20 FC5 2B		C FF 93 F FF 94 B FF 94 F FS 87 X FS 86 1-2 HR	4	2	2	1	0	1	0
34 David Ortiz, L (1, 10) OBP: 0.407, SLG: 0.595	S FF 94 F FF 94 D SL 89 S SL 90 1-3 ① K		C KC 83 C SL 87 B SL 90 B KC 83 B SL 89 X FF 95 3-2 ③ F9		B SI 89 X FF 92 1-0 HR		I IN 59 I IN 64 I IN 68 I IN 71 4-0 20 FC5 IBB		F FF 94 X FS 86 0-1 20 G5-3 10 1B 1B	4	2	2	1	1	1	3
20 Kevin Youkilis, R (1, 5) OBP: 0.376, SLG: 0.470	H FF 95 1-0 10 1B 1-2 2-3 3-H HBP			B FS 89 C SL 83 C FF 89 B FS 87 X SL 88 2-2 ① L9	B SL 85 C SL 89 B SI 90 B SL 86 F FF 92 X KC 82 3-2 13 BB 1B		S SI 89 C SI 88 X FC 89 0-2 ① FC5 1-2 2-3f		C CU 77 X CU 78 0-1 ① G5-3 1-2	4	0	1	1	0	0	3
13 Carl Crawford, L (1, 7) OBP: 0.286, SLG: 0.400	B FF 95 S SI 95 S FF 94 S SI 95 1-3 ② K			C FF 89 F SI 90 F FF 94 B KC 83 X FF 94 1-2 16 2B 2B	C CH 79 B FF 87 B FF 88 S SL 80 B SL 81 F FF 89 F FF 89 B CH 79 4-2 1-2 BB		B SI 89 B CH 81 C FF 89 B SI 89 X SI 89 3-1 ② F7		C CU 80 F FF 94 S FF 95 0-3 ② K	4	1	1	0	1	2	6
10 Marco Scutaro, R (1, 6) OBP: 0.347, SLG: 0.393 3 Mike Aviles, R (9, PR) OBP: 0.279, SLG: 0.388	C FF 94 B SI 94 C FF 95 D SL 89 X FF 96 2-2 ③ 1-3 2-H 3-H 1B			B SI 92 B SL 86 B FF 89 C FF 92 B FF 92 4-1 16 2B 2 HR BB	B SL 80 C CH 80 X CU 72 1-1 ② F8		C SI 90 B SI 90 B SL 85 F SI 91 D FC 90 S SL 83 3-3 ③ K		C FF 95 X FF 95 0-1 16 CS 2-H 1B	4 0	1 0	2 0	3 0	1 0	1 0	4 0
16 Josh Reddick, L (1, 9) OBP: 0.343, SLG: 0.495		C FF 90 C FF 90 B FF 93 F SL 89 S FF 94 1-3 ① K		C FF 92 B SI 94 F FS 85 X 1-2 2 HR 1-3 2-H 2B	B SI 89 F SI 89 B SL 82 F CH 79 S SL 83 2-3 ③ K			C CH 82 X SI 88 0-1 ① G6-3	F FF 94 F FF 96 B FF 96 1-2 ③ CS 1-2	4	1	1	1	0	2	2
39 Jarrod Saltalamacchia, S (1, 2) OBP: 0.304, SLG: 0.471		B FF 90 B FS 85 C FF 94 X FF 92 2-1 ② L8		S SL 88 B SL 88 B FF 93 F FS 84 S SI 93 2-3 ② K		C FF 88 F CU 69 B SL 83 X SL 83 1-2 ① F8		B CH 83 X SI 87 1-0 ② F7		4	0	0	0	0	1	2

Inning Stats	1	2	3	4	5	6	7	8	9
	R: 3 E: 0 K: 2 S: 14	R: 0 E: 0 K: 1 S: 9	R: 0 E: 0 K: 0 S: 5	R: 4 E: 0 K: 1 S: 19	R: 1 E: 0 K: 2 S: 18	R: 0 E: 0 K: 1 S: 10	R: 0 E: 0 K: 1 S: 11	R: 0 E: 0 K: 0 S: 7	R: 2 E: 0 K: 1 S: 15
	H: 3 LOB: 2 BB: 0 P: 23	H: 0 LOB: 0 BB: 0 P: 15	H: 0 LOB: 0 BB: 0 P: 9	H: 3 LOB: 0 BB: 1 P: 32	H: 2 LOB: 2 BB: 1 P: 32	H: 1 LOB: 2 BB: 1 P: 24	H: 1 LOB: 1 BB: 0 P: 15	H: 1 LOB: 1 BB: 0 P: 9	H: 3 LOB: 1 BB: 0 P: 17

1B: 7	SF: 0
2B: 5	SAC: 0
3B: 0	DP: 1
HR: 3	HBP: 2

WP: 0	PA: 44
PB: 0	
SB: 0	
CS: 2	

AB	38
R	10
H	14
RBI	10
BB	3
SO	9
LOB	22

PITCHER		IP	WLS	BF	H	R	ER	SO	BB	IBB	HBP	BLK	WP	HR	S	P	ERA	WHIP
23 Brandon Morrow, R ERA: 5.12	(1, 1)	4.1		23	8	8	8	5	1	0	2	0	0	2	56	95	16.61	2.077
33 Carlos Villanueva, R ERA: 4.07	(5, 1)	1.2		6	1	0	0	2	1	0	0	0	0	0	19	31	0.00	1.200
51 Jesse Litsch, R ERA: 4.32	(7, 1)	1.0		5	1	0	0	1	0	1	0	0	0	0	11	24	0.00	1.000
57 Shawn Camp, R ERA: 4.48	(8, 1)	1.0	W	4	1	0	0	0	0	0	0	0	0	0	7	9	0.00	1.000
50 Frank Francisco, R ERA: 3.83	(9, 1)	1.0	S	5	3	2	2	1	0	0	0	0	0	1	15	17	18.00	3.000

PITCHER	IP	WLS	BF	H	R	ER	SO	BB	IBB	HBP	BLK	WP	HR	S	P	ERA	WHIP

BOTTOM

Boston Red Sox @ Toronto Blue Jays

Rogers Centre, Toronto, ON

Wed Sep 07 2011, 7:10 PM - 11:09 PM EDT

Att. 16,154 - Cloudy - 64 F

livebaseballscorecards.com

Batter	1	2	3	4	5	6	7	8	9	AB	R	H	RBI	BB	SO	LOB
5 Yunel Escobar, R (1, 6) OBP: 0.365, SLG: 0.413	C KN 65 B KN 64 B KN 65 B KN 65 B FF 72 4-1 14 FC4-6 BB	C FF 73 B KN 66 S CU 61 B KN 66 F CU 59 B KN 67 X FF 74 3-2 ③ F9		C KN 66 B KN 66 S CU 60 B FF 74 B CU 56 X FF 74 3-2 ③ F9			C SI 88 B FF 88 B SI 90 B SL 86 F SI 88 X SI 88 3-2 14 G3 10 1B 2B	B FF 97 B FF 96 F FF 97 B FF 96 C FF 97 C SL 83 3-3 ② K		4	1	1	0	1	1	3
14 Eric Thames, L (1, 7) OBP: 0.314, SLG: 0.460	C KN 65 C KN 65 X KN 64 0-2 ① FC4-6 10 PB 19 WP 10 SF9 1-2f		C KN 65 H KN 65 1-1 19 WP 19 2B HBP		B KN 65 F KN 65 B KN 65 F FF 72 B KN 66 X FF 72 3-2 ① F8		B FF 88 C CU 73 B SL 85 F SL 85 X FF 89 2-2 ① G3 2-3	C FF 97 F FF 96 F FF 95 D SL 82 B FF 96 F FF 94 B SL 80 B FF 95 4-2 19 BB 10 2B 1-2 2-3 3-H BB		3	3	0	1	1	0	2
19 José Bautista, R (1, 10) OBP: 0.445, SLG: 0.629	D KN 66 1 SAFE B KN 65 B KN 66 B KN 65 4-0 10 PB 1-2 BB		B KN 65 B KN 66 X KN 66 2-0 13 S 39 S 1-H 2B		B KN 66 F KN 65 H KN 65 2-1 2 CS HBP		X SL 86 0-0 ② F8	B FF 95 F FF 95 B SL 82 B FF 95 B FF 94 4-1 10 2B 1-2 2-3 3-H BB		2	2	1	2	2	0	1
10 Edwin Encarnación, R (1, 3) OBP: 0.331, SLG: 0.457	B KN 65 C KN 66 B CU 60 B KN 66 X FF 73 3-1 ② SF9 1-2 2-H	F CU 60 B KN 66 X KN 66 1-1 ① P3			S KN 66 B KN 65 B KN 65 X FF 72 2-1 ② P3		F CU 77 C SL 85 B FF 86 X CU 75 1-2 3-H 1B	B SI 92 C SI 92 B SI 92 B SI 93 C SI 93 X SI 93 3-2 1-H 2-H 3-H 2B		4	0	2	5	0	0	2
2 Kelly Johnson, L (1, 4) OBP: 0.293, SLG: 0.417	C KN 66 B KN 66 B KN 66 C FF 73 B KN 66 S KN 69 3-3 ③ K		D KN 66 C KN 66 B FF 72 F KN 66 S KN 61 2-3 ② K		B KN 66 B FF 73 B FF 69 C FF 73 3-1 ③ CS 1-2	C FF 95 T SI 94 B FF 96 S SL 86 1-3 ① K	B SL 81 B FF 95 X FF 96 2-0 ③ G3	S SI 94 B SL 87 B SI 93 C SI 93 B SI 94 S SI 93 3-3 ③ K		5	0	0	0	0	4	4
13 Brett Lawrie, R (1, 5) OBP: 0.400, SLG: 0.676		C KN 65 X KN 65 0-1 9 HR 1B	B KN 66 B KN 65 C FF 73 B CU 59 B FF 74 4-1 39 E 39 S 2-3 BB			C CU 74 F SI 96 X SL 87 0-2 39 HBP 1B		C FF 96 F SL 83 B SL 85 H SL 81 2-2 39 1B 14 BB HBP		2	2	2	0	1	0	0
39 Adam Loewen, L (1, 9) OBP: 0.500, SLG: 0.333		C KN 65 1 SAFE C KN 65 B KN 65 1 SAFE X KN 65 1-2 ① F7	B CU 66 1 SAFE C FF 73 S KN 66 C KN 67 1-3 ③ K 1-3 3-H			B FF 95 1 SAFE 1 SAFE H FF 94 2-0 1-2 HBP		X FF 94 0-0 14 BB 9 BB 19 BB 1-3 1B		3	1	1	0	0	1	2
9 J.P. Arencibia, R (1, 2) OBP: 0.281, SLG: 0.448 25 Chris Woodward, R (8, PR) 8 José Molina, R (9, 2) OBP: 0.349, SLG: 0.424		1 SAFE P PO 71 X KN 65 1-0 1-H HR		C KN 64 C FF 71 X KN 66 0-2 ① F7		B SI 90 B SL 89 F SL 87 F SL 87 F SI 89 S SI 90 2-3 ② K		S SL 81 C SL 82 B SL 82 B FF 96 B FF 96 1 SAFE B FF 97 4-2 19 BB 14 BB 10 2B 1-2 BB		3 0 0	1 1 0	1 0 0	2 0 0	1 0 0	1 0 0	2 0 0
18 Mike McCoy, R (1, 8) OBP: 0.327, SLG: 0.272 3 Dewayne Wise, L (6, PH) OBP: 0.240, SLG: 0.286 (7, 8)		B KN 66 C FF 72 B KN 66 X FF 73 2-1 ② B3		C KN 66 X KN 66 0-1 ② F9		B SI 91 B SI 91 F SI 90 X SL 86 2-1 ③ F7		S FF 96 C FF 97 S FF 95 0-3 ① K		2 2	0 0	0 0	0 0	0 0	0 1	0 5
Inning Stats	R: 1 H: 0 E: 0 LOB: 1 K: 1 BB: 2 S: 9 P: 23	R: 2 H: 2 E: 0 LOB: 0 K: 0 BB: 0 S: 13 P: 19	R: 2 H: 1 E: 0 LOB: 1 K: 2 BB: 1 S: 11 P: 22	R: 0 H: 0 E: 0 LOB: 0 K: 0 BB: 0 S: 8 P: 11	R: 0 H: 0 E: 0 LOB: 0 K: 0 BB: 0 S: 7 P: 17	R: 0 H: 1 E: 0 LOB: 2 K: 2 BB: 0 S: 12 P: 19	R: 1 H: 2 E: 0 LOB: 1 K: 0 BB: 0 S: 11 P: 19	R: 5 H: 2 E: 0 LOB: 1 K: 3 BB: 3 S: 22 P: 45		1B: 4 SF: 1 2B: 3 SAC: 0 3B: 0 DP: 0 HR: 1 HBP: 4						WP: 2 PA: 42 PB: 1 SB: 3 CS: 1	

	AB	R	H	RBI	BB	SO	LOB
AB	30						
R		11					
H			8				
RBI				10			
BB					6		
SO						8	
LOB							21

PITCHER		IP	WLS	BF	H	R	ER	SO	BB	IBB	HBP	BLK	WP	HR	S	P	ERA	WHIP
49 Tim Wakefield, R ERA: 5.03	(1, 1)	5.0		22	3	5	4	3	3	0	2	0	2	1	48	92	7.20	1.200
46 Franklin Morales, L ERA: 3.69	(6, 1)	0.1	H	3	1	0	0	1	0	0	1	0	0	0	6	9	0.00	3.000
35 Dan Wheeler, R ERA: 4.38	(6, 1)	1.1	H	6	2	1	1	1	0	0	0	0	0	0	16	26	6.75	1.500
51 Daniel Bard, R ERA: 2.76	(7, 1)	1.0	L	8	1	5	5	2	3	0	1	0	0	0	17	36	45.00	4.000
32 Matt Albers, R ERA: 4.53	(8, 1)	0.1		2	1	0	0	1	0	0	0	0	0	0	6	12	0.00	3.000

PITCHER	IP	WLS	BF	H	R	ER	SO	BB	IBB	HBP	BLK	WP	HR	S	P	ERA	WHIP

Batter	1	2	3	4	5	6	7	8	9	AB	R	H	RBI	BB	SO	LOB
2 Jacoby Ellsbury, L (1, 8) OBP: 0.376, SLG: 0.533	C FF 90 F FF 90 F CU 76 X FF 91 0-2 10 SH3-4 2B		X FF 91 0-0 ② FC4-6 1-2f		C SI 91 S CU 76 C CU 76 0-3 ③ K		X FF 93 0-0 10 1B 1-3 2-H 2B		C FF 93 S FS 86 X CU 79 0-2 E4 10 1B	5	1	2	1	0	1	2
10 Marco Scutaro, R (1, 6) OBP: 0.352, SLG: 0.398	X FF 90 0-0 ① SH3-4 2-3		C FF 92 B FF 92 B CH 85 F FF 92 1 SAFE 1 SAFE S FF 93 2-3 ③ K			C SI 89 B CH 85 C CH 84 X CU 77 1-2 15 FC5-4 1B	B FF 92 X FC 90 1-0 2-H 3-H 1B		C FF 94 B FS 86 X CU 77 1-1 1-2 1B	4	0	3	2	0	1	1
15 Dustin Pedroia, R (1, 4) OBP: 0.384, SLG: 0.458	C CU 76 B CU 77 F CH 84 F CH 85 S CU 78 1-3 ② K			C FF 90 F SI 90 F FF 91 B FF 92 S CH 86 1-3 ① K		S FF 91 B SI 92 X CH 84 1-1 ① FC5-4 1-2f	C CU 75 X CU 76 0-1 ③ G6-3		C FF 95 S FF 94 B FF 95 S FF 95 1-3 ③ K	5	0	0	0	0	3	5
34 David Ortiz, L (1, 10) OBP: 0.404, SLG: 0.590	B FF 95 X CU 76 1-0 ③ G4-3			S FF 92 S FF 93 B FF 94 B FF 94 X CU 77 2-2 ② G5-3		B CU 75 B FF 93 X FF 90 2-0 ② F8		C SI 92 C FF 91 B FF 93 F FF 90 B FC 90 S CU 77 2-3 ① K		4	0	0	0	0	1	2
20 Kevin Youkilis, R (1, 3) OBP: 0.375, SLG: 0.467		B SI 87 C SI 90 F FF 91 X FF 92 1-2 ① G5-3		B SI 93 B SI 91 C SI 92 S CH 86 B FF 93 B FF 92 4-2 BB		C CH 83 C CU 77 D CU 77 D CH 85 S CH 83 2-3 ③ K		C FF 93 X CU 77 0-1 ② G6-3		3	0	0	0	1	1	1
12 Jed Lowrie, S (1, 5) OBP: 0.313, SLG: 0.374		B FF 91 X FF 91 1-0 ② G5-3		C SI 90 F CU 76 B FF 92 X CH 84 1-2 ③ F8			C SI 86 B FF 92 B FF 90 X SI 89 2-1 ① G6-3	C FF 91 S FF 92 B FF 91 X FF 92 1-2 ③ F7		4	0	0	0	0	0	1
33 Jason Varitek, S (1, 2) OBP: 0.307, SLG: 0.451		C SI 91 B SI 92 C CH 85 F CU 76 S FF 93 1-3 ③ K			C SI 89 S SI 91 S CH 85 0-3 ① K		B SI 91 S FF 92 C CH 85 B FF 93 F CH 86 B CH 86 B FF 92 4-2 54 1B 2 2B BB		C FF 91 C CU 77 B FS 86 X SI 95 1-2 HR	3	2	1	1	1	2	0
16 Josh Reddick, L (1, 9) OBP: 0.342, SLG: 0.495			C FF 90 F SI 90 B FF 93 X CU 76 1-2 ① L9		B FF 91 F FF 91 F CH 86 F SL 86 X FF 92 1-2 2B		B FF 91 B CU 74 B SI 91 C FF 89 X FF 89 3-1 ② F9		C FF 93 B FS 85 X CU 78 1-1 ① P6	4	0	1	0	0	0	1
54 Darnell McDonald, R (1, 7) OBP: 0.276, SLG: 0.360 71 Nate Spears, L (9, PH)			B SI 90 B CH 86 C SI 90 S SI 93 B FF 92 B SI 90 4-2 2 FC4-6 BB		S CH 84 B CH 82 S CH 85 B CH 82 F FF 91 X CH 82 2-2 ② F8		D SI 90 C SI 89 B SI 90 B FF 89 X SI 88 3-1 2 2B 10 1B 1-2 1B		C FF 93 C FF 93 X FF 93 0-2 ② G4-3	2 1	1 0	1 0	0 0	1 0	0 0	1 0
Inning Stats	R: 0 E: 0 K: 1 S: 10 H: 1 LOB: 1 BB: 0 P: 12	R: 0 E: 0 K: 1 S: 8 H: 0 LOB: 0 BB: 0 P: 11	R: 0 E: 0 K: 1 S: 9 H: 0 LOB: 1 BB: 1 P: 16	R: 0 E: 0 K: 1 S: 12 H: 0 LOB: 1 BB: 1 P: 20	R: 0 E: 0 K: 2 S: 14 H: 1 LOB: 1 BB: 0 P: 17	R: 0 E: 0 K: 1 S: 9 H: 1 LOB: 1 BB: 0 P: 15	R: 3 E: 0 K: 0 S: 13 H: 3 LOB: 1 BB: 1 P: 26	R: 0 E: 0 K: 1 S: 9 H: 0 LOB: 0 BB: 0 P: 12	R: 1 E: 1 K: 1 S: 16 H: 2 LOB: 2 BB: 0 P: 20	1B: 4 2B: 3 3B: 0 HR: 1 SF: 0 SAC: 1 DP: 0 HBP: 0						

PITCHER	IP	WLS	BF	H	R	ER	SO	BB	IBB	HBP	BLK	WP	HR	S	P	ERA	WHIP
24 Ricky Romero, L (1, 1) ERA: 3.01	6.2	W	28	5	3	3	7	3	0	0	0	0	0	72	113	4.05	1.200
44 Casey Janssen, R (7, 1) ERA: 2.06	1.1	H	5	1	0	0	1	0	0	0	0	0	0	12	16	0.00	0.750
50 Frank Francisco, R (9, 1) ERA: 3.94	1.0		6	2	1	1	1	0	0	0	0	0	1	16	20	9.00	2.000

PITCHER	IP	WLS	BF	H	R	ER	SO	BB	IBB	HBP	BLK	WP	HR	S	P	ERA	WHIP

TOP

Boston Red Sox @ Toronto Blue Jays

Rogers Centre, Toronto, ON

Thu Sep 08 2011, 7:10 PM - 9:58 PM EDT

Att. 17,189 - Partly Cloudy - 68 F

livebaseballscorecards.com

AB	35
R	4
H	8
RBI	4
BB	3
SO	9
LOB	14

WP: 0 PA: 39
PB: 0
SB: 0
CS: 0

BOTTOM

Boston Red Sox @ Toronto Blue Jays

Rogers Centre, Toronto, ON

Thu Sep 08 2011, 7:10 PM - 9:58 PM EDT

Att. 17,189 - Partly Cloudy - 68 F

livebaseballscorecards.com

Batter	1	2	3	4	5	6	7	8	9	AB	R	H	RBI	BB	SO	LOB
5 Yunel Escobar, R (1, 6) OBP: 0.368, SLG: 0.416	C FF 88 B SL 76 F SL 76 B SL 78 F FF 91 X FF 92 2-2 19 G6-3 2B	B SL 78 C FF 90 B FF 91 B CH 85 B FF 91 4-1 14 G4-6-3 BB		D SL 80 B SL 76 B FF 91 C FF 93 C SL 77 B SL 79 4-2 BB			C FF 92 B FC 88 B FF 91 X FF 92 2-1 ① F9			2	0	1	0	2	0	0
14 Eric Thames, L (1, 7) OBP: 0.313, SLG: 0.468	C FF 92 S SL 78 X SL 78 0-2 ① P6	X FF 92 0-0 ②③ G4-6-3 1-2f		B SL 78 C FF 92 B FF 93 C FF 93 C SL 78 2-3 ③			B FF 92 S FC 88 X FF 93 1-1 HR			4	1	1	1	0	1	4
19 José Bautista, R (1, 9) OBP: 0.444, SLG: 0.625	X CH 84 0-0 ② G6-3 2-3		B FF 91 C FF 91 X SI 91 1-1 ① G1-3		B SL 76 X SI 88 1-0 ① G3		C FF 94 S SL 86 B FF 93 F FF 94 F SL 84 F SL 83 B FF 88 F FF 94 B SI 94 4-2 D SL 86 2 CS BB			3	0	0	0	1	0	1
10 Edwin Encarnación, R (1, 10) OBP: 0.333, SLG: 0.467	B FF 94 C SL 78 D SL 79 X SL 78 2-1 ③ G6-3		B FF 92 B SI 91 C FF 92 X FF 91 3-1 HR		C FF 90 B FF 90 B CH 84 S SL 75 B FF 93 X SL 77 3-2 2 G4-3 2B		1 SAFE B FF 93 1 SAFE C FF 92 S SL 82 1 SAFE 1 SAFE C FF 92 1-3 ② K			4	1	2	1	0	1	2
2 Kelly Johnson, L (1, 4) OBP: 0.293, SLG: 0.416		C FF 89 B FF 91 B SL 77 X FF 90 2-1 13 1B 30 1B 1B	C FF 93 C SL 79 S SL 80 0-3 ② K		C SL 77 B FF 91 F FF 92 X SL 79 1-2 ② G4-3 2-3		B FF 94 1 SAFE 1-0 ③ CS 1-2	X FF 93 0-0 ① G4-3		4	1	1	0	0	1	1
13 Brett Lawrie, R (1, 5) OBP: 0.403, SLG: 0.678		B FF 91 B CH 83 X FF 93 2-0 30 1B 9 HR 1-3 1B	B SL 77 F FF 94 B SL 78 X CH 86 2-1 ③ F7		F FF 93 F FF 94 B SL 78 X SL 79 1-2 ③ L5			C FF 95 S FC 87 X FC 87 0-2 30 2B 2B		4	2	2	0	0	0	1
30 David Cooper, L (1, 3) OBP: 0.289, SLG: 0.351		C FF 91 X SL 75 0-1 9 HR 1-2 3-H 1B		F FF 91 X FF 93 0-1 2B		C FF 93 B FS 84 B SL 84 C FF 91 T FF 93 2-2 ① K		B FF 94 B FF 90 X FF 90 2-0 2-H 2B		4	1	3	2	0	1	0
9 J.P. Arencibia, R (1, 2) OBP: 0.281, SLG: 0.454		C CH 83 B CH 84 B SL 76 F CH 83 F CH 83 B FF 92 X CH 84 3-2 1-H 2-H HR		C FF 93 F CH 86 F FF 94 C SL 79 0-3 ① K		B SL 85 B SL 82 S FF 93 X FF 94 2-1 ② L8		C SL 86 C SI 92 F SI 94 S SL 86 0-3 ② K		4	1	1	3	0	2	2
18 Mike McCoy, R (1, 8) OBP: 0.318, SLG: 0.264		C FF 92 B FF 91 B FF 89 B CH 84 C FF 90 X FF 90 3-2 ① G6-3		B FF 93 B FF 92 X FF 92 2-0 ② G6-3		F FF 94 B SL 84 X FF 93 1-1 ③ F8		B SI 93 C SI 94 F SI 93 B SI 93 B SI 94 F SL 87 X SI 93 3-2 ③ G5-3		4	0	0	0	0	0	2

Inning Stats	1	2	3	4	5	6	7	8	9
	R: 0 E: 0 K: 0 S: 10 H: 1 LOB: 1 BB: 0 P: 14	R: 4 E: 0 K: 0 S: 14 H: 4 LOB: 0 BB: 1 P: 28	R: 1 E: 0 K: 1 S: 9 H: 1 LOB: 0 BB: 0 P: 15	R: 0 E: 0 K: 2 S: 12 H: 1 LOB: 2 BB: 1 P: 20	R: 0 E: 0 K: 0 S: 10 H: 1 LOB: 1 BB: 0 P: 16	R: 0 E: 0 K: 1 S: 7 H: 0 LOB: 0 BB: 0 P: 12	R: 1 E: 0 K: 1 S: 13 H: 1 LOB: 0 BB: 1 P: 22	R: 1 E: 0 K: 1 S: 13 H: 2 LOB: 1 BB: 0 P: 18		

1B: 3	SF: 0	WP: 0
2B: 5	SAC: 0	PB: 0
3B: 0	DP: 1	SB: 0
HR: 3	HBP: 0	CS: 1

PA: 37

AB	33
R	7
H	11
RBI	7
BB	3
SO	6
LOB	13

PITCHER		IP	WLS	BF	H	R	ER	SO	BB	IBB	HBP	BLK	WP	HR	S	P	ERA	WHIP
30 Andrew Miller, L ERA: 5.58	(1, 1)	5.0	L	24	8	5	5	3	2	0	0	0	0	2	55	93	9.00	2.000
64 Michael Bowden, R ERA: 3.52	(6, 1)	1.2		7	1	1	1	2	1	0	0	0	0	1	20	33	5.40	1.200
61 Felix Doubront, L ERA: 10.8	(7, 1)	0.2		3	2	1	1	0	0	0	0	0	0	0	5	8	13.50	3.000
32 Matt Albers, R ERA: 4.47	(8, 1)	0.2		2	0	0	0	1	0	0	0	0	0	0	8	11	0.00	0.000

PITCHER	IP	WLS	BF	H	R	ER	SO	BB	IBB	HBP	BLK	WP	HR	S	P	ERA	WHIP

Baltimore Orioles @ Toronto Blue Jays

Rogers Centre, Toronto, ON

Fri Sep 09 2011, 7:08 PM - 9:31 PM EDT

Att. 13,918 - Partly Cloudy - 70 F

TOP

livebaseballscorecards.com

Batter	1	2	3	4	5	6	7	8	9	AB	R	H	RBI	BB	SO	LOB
11 Robert Andino, R (1, 5) (8, 4) OBP: 0.330, SLG: 0.338	C FF 90 S CH 83 S CH 84 0-3 ① K		B CH 82 B CU 78 B SI 89 C FF 89 B SI 89 4-1 2 G6-3 BB			B SI 86 C FF 87 S CH 80 X CH 78 1-2 2 FC6-4 1B		1 SAFE X FF 87 0-0 ① SH2-3 1-2		2	0	1	0	1	1	0
2 J.J. Hardy, R (1, 6) OBP: 0.303, SLG: 0.487	B FF 91 S CH 84 F FF 92 S FC 86 1-3 ② K		C CH 80 X SI 89 0-1 ②③ G6-3 1-2f			B SI 86 1 SAFE F FF 87 X CH 78 1-1 ① FC6-4 27 1B 1-2f		C CH 77 F SI 86 X CH 78 0-2 21 FC4-6 1B 2-3		4	1	1	0	0	1	2
21 Nick Markakis, L (1, 9) OBP: 0.347, SLG: 0.405	C FF 92 B FF 91 B CH 84 X FF 91 2-1 27 1B 1B			B CH 84 C FF 89 X FF 88 1-1 1B		C FF 88 B CH 78 X FF 89 1-1 ② F8		F SI 88 F FF 89 X SL 82 0-2 ② FC4-6 27 S 1-2f 3-H		4	0	2	1	0	0	2
27 Vladimir Guerrero, R (1, 10) OBP: 0.313, SLG: 0.412	B FF 90 B FC 88 S CH 82 X CH 83 2-1 10 FC6-4 1-2 1B			S FF 88 X SL 85 0-1 ① F8		S SL 80 D SL 83 B SL 81 B CU 78 F SL 80 F CH 81 F FF 90 X CU 79 3-2 2-H 1B		C CH 83 S SL 81 B SL 81 X SL 81 1-2 ③ F8 1-2		4	0	2	1	0	0	2
10 Adam Jones, R (1, 8) OBP: 0.320, SLG: 0.463	B SL 84 D CH 82 X SI 89 2-0 ③ FC6-4 1-2f			C FF 88 F FF 89 S CH 78 0-3 ② K		F FF 87 X SI 88 0-1 ③ F7			X FF 95 0-0 ① G4-3	4	0	0	0	0	1	4
32 Matt Wieters, S (1, 2) OBP: 0.324, SLG: 0.434		F FF 88 S CU 79 S CH 80 0-3 ① K		D CH 79 B FF 89 X FF 88 2-0 ③ F7			B FF 87 X FF 89 1-0 ① F8		B FF 96 B CH 88 F FF 96 X FF 96 2-1 ② G3	4	0	0	0	0	1	1
12 Mark Reynolds, R (1, 3) OBP: 0.323, SLG: 0.475		C CH 81 C CU 79 B FF 92 X CH 83 1-2 ② L5			C SI 85 S FF 88 B FF 90 B CU 78 T CH 81 2-2 ① K		S FF 88 F SL 82 S FF 89 0-3 ② K		B FF 95 B FF 96 X FF 95 2-0 ③ G4-3	4	0	0	0	0	2	0
14 Nolan Reimold, R (1, 7) OBP: 0.313, SLG: 0.413 38 Matt Angle, L (9, 7) OBP: 0.194, SLG: 0.182		B CU 79 B SL 83 C FF 90 C CH 83 S SL 81 2-3 ③ K			B CU 77 B SI 89 X FF 88 2-0 ② G4-3		C FF 89 F FF 89 B FF 91 S CH 79 1-3 ③ K			3 0	0 0	0 0	0 0	0 0	2 0	0 0
6 Ryan Adams, R (1, 4) OBP: 0.341, SLG: 0.333 25 Josh Bell, S (8, 5) OBP: 0.240, SLG: 0.174			C FF 87 F FF 89 F CH 81 B SL 84 S SL 81 1-3 ① K2-3		F FF 88 X FF 89 0-1 ③ G5-3			X FF 86 0-0 2 1B 11 SH2-3 21 FC4-6 1B		3 0	1 0	1 0	0 0	0 0	1 0	0 0
Inning Stats	R: 0 H: 2 E: 0 LOB: 2 K: 2 BB: 0 S: 11 P: 18	R: 0 H: 0 E: 0 LOB: 0 K: 2 BB: 0 S: 9 P: 12	R: 0 H: 0 E: 0 LOB: 0 K: 1 BB: 1 S: 7 P: 12	R: 0 H: 1 E: 0 LOB: 1 K: 1 BB: 0 S: 8 P: 11	R: 0 H: 0 E: 0 LOB: 0 K: 1 BB: 0 S: 6 P: 10	R: 1 H: 2 E: 1 LOB: 1 K: 0 BB: 0 S: 14 P: 20	R: 0 H: 0 E: 0 LOB: 0 K: 2 BB: 0 S: 7 P: 9	R: 1 H: 2 E: 0 LOB: 1 K: 0 BB: 0 S: 11 P: 12	R: 0 H: 0 E: 0 LOB: 0 K: 0 BB: 0 S: 4 P: 8	1B: 7 SF: 0 2B: 0 SAC: 1 3B: 0 DP: 1 HR: 0 HBP: 0						

	AB	32
	R	2
	H	7
	RBI	2
	BB	1
	SO	9
	LOB	11

WP: 0 PA: 34
PB: 0
SB: 1
CS: 0

PITCHER		IP	WLS	BF	H	R	ER	SO	BB	IBB	HBP	BLK	WP	HR	S	P	ERA	WHIP
27 Brett Cecil, L ERA: 4.37	(1, 1)	7.2	L	30	7	2	1	9	1	0	0	0	0	0	70	100	1.17	1.043
57 Shawn Camp, R ERA: 4.45	(8, 1)	0.1		1	0	0	0	0	0	0	0	0	0	0	3	4	0.00	0.000
4 Kyle Drabek, R ERA: 5.62	(9, 1)	1.0		3	0	0	0	0	0	0	0	0	0	0	4	8	0.00	0.000

PITCHER	IP	WLS	BF	H	R	ER	SO	BB	IBB	HBP	BLK	WP	HR	S	P	ERA	WHIP

Baltimore Orioles @ Toronto Blue Jays

Rogers Centre, Toronto, ON

Fri Sep 09 2011, 7:08 PM - 9:31 PM EDT

Att. 13,918 - Partly Cloudy - 70 F

BOTTOM

livebaseballscorecards.com

Batter	1	2	3	4	5	6	7	8	9	AB	R	H	RBI	BB	SO	LOB
5 Yunel Escobar, R (1, 6) OBP: 0.367, SLG: 0.413	T SI 90 B SL 82 X SI 90 1-1 G6-3		C SI 93 B SI 92 B SI 92 C FF 92 F FF 94 X SI 94 2-2 G4-3			1 SAFE F FF 91 F SI 90 X SI 92 0-2 G1-6-3 1-2f		C SI 94 B FF 94 B SI 94 S SL 82 B SI 94 B SL 82 4-2 14 G4-6-3 1-2 BB		3	0	0	0	1	0	1
14 Eric Thames, L (1, 7) OBP: 0.313, SLG: 0.463	F SI 90 B CU 73 B CU 73 B SI 92 B SI 92 4-1 BB		C CU 73 B FF 93 X CH 84 1-1 G4-3			S CH 83 C SI 93 B SL 84 F SI 92 F FF 94 B SI 92 X CH 85 2-2 F8		D CH 88 X SI 95 1-0 G4-6-3 1-2f		3	0	0	0	1	0	2
19 José Bautista, R (1, 9) OBP: 0.444, SLG: 0.623	C SL 80 B SI 92 C FF 91 B SI 92 S SI 93 2-3 K			F SI 92 B FF 92 F CU 73 B FF 93 X SI 92 2-2 10 G6-4-3 1B			B CH 81 B SI 92 C SI 92 C CH 82 S FF 93 2-3 K		C CU 78 B SI 95 B SI 94 F SI 93 B CH 88 B SI 96 4-2 26 G3 30 G1-3 BB	3	0	1	0	1	2	1
10 Edwin Encarnación, R (1, 10) OBP: 0.331, SLG: 0.464 30 David Cooper, L (9, PH) OBP: 0.283, SLG: 0.342	C SI 94 B SI 93 X SI 95 1-1 F7			X SL 82 0-0 G6-4-3 1-2f			C SI 94 F FF 93 S SL 83 0-3 K		C SI 95 X CH 88 0-1 G1-3 1-2	3 1	0 0	0 0	0 0	0 0	1 0	2 1
26 Adam Lind, L (1, 3) OBP: 0.299, SLG: 0.445		B SI 89 B SL 83 B SI 92 C SI 91 C FF 92 X FF 94 3-2 13 SH1-3 2B		C CU 73 B SL 83 F SL 83 X SI 92 1-2 F7			B CH 84 X SI 93 1-0 13 BB 1B		X CH 88 0-0 G3 2-3	4	0	2	0	0	0	1
13 Brett Lawrie, R (1, 5) OBP: 0.402, SLG: 0.667		X SL 83 0-0 SH1-3 2-3			C SI 91 B SI 90 X CH 84 1-1 G5-3		C SI 93 B FF 92 B SI 92 B CH 85 S SI 93 B SI 93 4-2 1-2 BB		B SI 96 C SI 94 X SI 93 1-1 G5-3	2	0	0	0	1	0	1
2 Kelly Johnson, L (1, 4) OBP: 0.291, SLG: 0.413		F FF 93 F SI 93 D SL 84 T SL 85 1-2 K			B CH 83 C SI 92 B CH 84 X FF 92 2-1 F8		B SL 84 C FF 93 B CH 82 S SL 83 F SL 85 B SI 93 S SI 92 3-3 K			3	0	0	0	0	2	3
9 J.P. Arencibia, R (1, 2) OBP: 0.279, SLG: 0.450		B SL 83 S SI 93 B CU 84 X SI 95 2-1 G5-3			B SI 92 B SL 81 X SI 93 2-0 P5			X SL 81 0-0 L5		3	0	0	0	0	0	1
18 Mike McCoy, R (1, 8) OBP: 0.320, SLG: 0.262 20 Mark Teahen, L (8, PH) OBP: 0.259, SLG: 0.303 3 Dewayne Wise, L (8, PR) OBP: 0.240, SLG: 0.286 (9, 8)			C SI 92 F SI 92 F CU 74 F FF 92 X FF 93 0-2 G5-3			B SL 81 F SI 90 B SI 91 F SI 90 B FF 92 B SI 90 4-2 5 G1-6-3 BB		F SI 94 B SI 94 B CH 88 C SL 81 X SI 95 2-2 E3 5 S		1 1 0	0 0 0	0 0 0	0 0 0	1 0 0	0 0 0	0 0 0

	AB	27
	R	0
	H	3
	RBI	0
	BB	5
	SO	5
	LOB	13

Inning Stats																		
	R: 0	H: 0	R: 0	H: 1	R: 0	H: 0	R: 0	H: 1	R: 0	H: 0	R: 0	H: 0	R: 0	H: 1	R: 0	H: 0	R: 0	H: 0
	E: 0	LOB: 1	E: 0	LOB: 1	E: 0	LOB: 0	E: 0	LOB: 0	E: 0	LOB: 0	E: 0	LOB: 0	E: 0	LOB: 2	E: 1	LOB: 2	E: 0	LOB: 1
	K: 1	BB: 1	K: 1	BB: 0	K: 0	BB: 0	K: 0	BB: 1	K: 0	BB: 1	K: 3	BB: 1	K: 0	BB: 1	K: 0	BB: 1	K: 0	BB: 1
	S: 8	P: 16	S: 9	P: 15	S: 11	P: 14	S: 7	P: 10	S: 5	P: 10	S: 10	P: 16	S: 13	P: 23	S: 7	P: 14	S: 7	P: 12

	1B: 2	SF: 0	WP: 0	PA: 33
	2B: 1	SAC: 1	PB: 0	
	3B: 0	DP: 3	SB: 1	
	HR: 0	HBP: 0	CS: 0	

PITCHER		IP	WLS	BF	H	R	ER	SO	BB	IBB	HBP	BLK	WP	HR	S	P	ERA	WHIP
46 Jeremy Guthrie, R ERA: 4.29	(1, 1)	7.0	W	25	3	0	0	5	3	0	0	0	0	0	63	104	0.00	0.857
47 Pedro Strop, R ERA: 2.57	(8, 1)	1.0	H	4	0	0	0	0	1	0	0	0	0	0	7	14	0.00	1.000
43 Jim Johnson, R ERA: 2.76	(9, 1)	1.0	S	4	0	0	0	0	1	0	0	0	0	0	7	12	0.00	1.000

PITCHER	IP	WLS	BF	H	R	ER	SO	BB	IBB	HBP	BLK	WP	HR	S	P	ERA	WHIP

Baltimore Orioles @ Toronto Blue Jays

Rogers Centre, Toronto, ON

Sat Sep 10 2011, 1:10 PM - 3:54 PM EDT

Att. 17,742 - Sunny - 70 F

TOP

livebaseballscorecards.com

Batter	1	2	3	4	5	6	7	8	9	AB	R	H	RBI	BB	SO	LOB
38 Matt Angle, L (1, 8) OBP: 0.220, SLG: 0.211	C SI 93 X SI 94 0-1 ① F8	C SI 94 X SI 94 0-1 11 CS 1B 3-H			C FF 90 X SI 92 0-1 11 G4-6-3 1B		F CH 84 X FF 94 0-1 ③ G6-3		S CH 83 B CH 83 F FC 91 X FF 92 1-2 ③ G6-3	5	0	2	1	0	0	1
11 Robert Andino, R (1, 4) OBP: 0.329, SLG: 0.339	X FF 96 0-0 ② L6	1 SAFE B CH 85 C CH 84 1 SAFE B FF 94 2-1 ③ CS 1-2	C FF 93 X SI 93 0-1 ① G6-3		F SI 90 X SI 92 0-1 ①② G4-6-3 1-2f			X FF 88 0-0 21 G3 27 2B 2B		4	1	1	0	0	0	1
21 Nick Markakis, L (1, 9) OBP: 0.346, SLG: 0.403	B SI 95 C SI 92 B SI 95 X SI 93 2-1 27 1B 19 1B 1B		L FF 94 B FF 93 X CH 84 1-1 ② F8		C FF 95 B FF 94 X FF 94 1-1 ③ G3-1			C FC 90 X CH 82 0-1 ① G3 2-3		4	1	1	0	0	0	1
27 Vladimir Guerrero, R (1, 10) OBP: 0.316, SLG: 0.416	1 SAFE X SI 93 0-0 19 1B 1-2 1B		B FF 93 F SI 92 B SI 94 F SI 94 X FF 96 2-2 19 2B 1B			C FF 92 X FF 92 0-1 ① G5-3		C FC 90 F FF 91 B FC 91 X FF 92 1-2 3-H 2B		4	1	3	1	0	0	0
19 Chris Davis, L (1, 3) OBP: 0.291, SLG: 0.383	C SI 93 C CH 84 B CH 85 X SL 83 1-2 1-3 2-H 1B		F CH 84 F SI 93 X CH 85 0-2 1-H 25 1B 2B			B SI 92 S SI 93 B FF 94 S SI 94 F SI 95 B FF 94 F FF 92 F CH 85 B SI 95 4-2 BB		C SL 84 C FC 90 C FC 92 0-3 ② K		3	0	2	2	1	1	1
25 Josh Bell, S (1, 5) OBP: 0.241, SLG: 0.180	F SI 94 B SI 94 F CH 86 C SI 95 1-3 ③ K		B SI 93 B CH 85 F SI 94 2 SAFE X SI 90 2-1 ③ 2-H 1B			X FF 94 0-0 ② F8		D SL 84 F CH 82 F FC 91 C FC 92 1-3 ③ K		4	0	1	0	0	2	4
51 Kyle Hudson, L (1, 7) OBP: 0.176, SLG: 0.176		B FF 93 C FF 91 B SI 92 X SI 92 2-1 E1 61 SH1-3 38 1B 1B		C SI 90 X SI 91 0-1 ① G3-1		C SI 92 F SI 93 X FF 94 0-2 ③ G4-3			C FF 89 B FC 90 X SL 84 1-1 ① G3-1	4	1	1	0	0	0	1
61 Pedro Florimón, S (1, 6)		X FF 92 0-0 ① SH1-3 2-3		C CH 84 B SI 94 B SI 92 F CH 84 C FF 94 2-3 ② K			C SI 91 C SI 92 C FF 94 0-3 ① K		B CU 74 C FF 88 T SL 83 F SL 84 T FC 90 1-2 ② K	3	0	0	0	0	3	0
15 Craig Tatum, R (1, 2) OBP: 0.265, SLG: 0.250		F FF 95 F FF 94 B FF 94 F FF 93 B FF 95 S CH 86 2-3 ② K		C SL 82 C SI 91 F CH 86 F SL 81 B SL 81 B SL 83 X SI 92 2-2 ③ G5-3			B FF 93 B SI 92 X FF 90 2-0 ② G4-3		X FC 90 0-0 E8 1B	4	0	1	0	0	1	1

	AB	R	H	RBI	BB	SO	LOB
	35	4	12	4	1	7	10

Inning Stats	1	2	3	4	5	6	7	8	9	1B	SF	WP	PA
R	1	1	1	0	0	0	0	1	0	9	0	0	38
E	0	1	0	0	0	0	0	0	1	2B 3	SAC 1	PB 0	
K	1	1	0	1	0	0	1	2	1	3B 0	DP 1	SB 0	
S	12	10	12	10	6	11	6	12	10	HR 0	HBP 0	CS 1	
H	3	2	3	0	1	0	0	2	1				
LOB	2	0	2	0	0	1	0	1	1				
BB	0	0	0	0	0	1	0	0	0				
P	16	16	17	14	7	15	8	14	13				

PITCHER		IP	WLS	BF	H	R	ER	SO	BB	IBB	HBP	BLK	WP	HR	S	P	ERA	WHIP
37 Henderson Alvarez III, R ERA: 3.09	(1, 1)	7.0		28	9	3	3	4	1	0	0	0	0	0	67	93	3.86	1.429
51 Jesse Litsch, R ERA: 4.33	(8, 1)	2.0	W	9	3	1	1	3	0	0	0	0	0	0	22	27	4.50	1.500

PITCHER	IP	WLS	BF	H	R	ER	SO	BB	IBB	HBP	BLK	WP	HR	S	P	ERA	WHIP

Baltimore Orioles @ Toronto Blue Jays

Rogers Centre, Toronto, ON

Sat Sep 10 2011, 1:10 PM - 3:54 PM EDT

Att. 17,742 - Sunny - 70 F

livebaseballscorecards.com

BOTTOM

Batter	1	2	3	4	5	6	7	8	9	AB	R	H	RBI	BB	SO	LOB
5 Yunel Escobar, R (1, 6) OBP: 0.369, SLG: 0.413	B FF 92 S FF 93 F FF 93 4-2 19 HR BB	D SL 82 H SI 93 2-0 14 CS HBP			C FF 92 C CU 77 B CH 78 B FF 92 B FF 92 X FF 93 3-2 ① F9		S SI 89 X SI 89 0-1 ③ F8		C CU 80 B FF 93 D FC 88 B X CU 81 3-1 1-3 2-H 3-H 1B	0	1	0	0	1	0	0
18 Mike McCoy, R (2, PR) OBP: 0.316, SLG: 0.258										2	0	0	0	0	0	0
(3, 6)																
9 J.P. Arencibia, R (9, PH) OBP: 0.281, SLG: 0.452										1	0	1	1	0	0	0
14 Eric Thames, L (1, 7) OBP: 0.309, SLG: 0.457	1 SAFE B FF 93 X FF 92 1-0 ① F9	B CH 85 S CH 86 B FF 92 3 SAFE 2-1 ③ CS 1-2 3-H	B CU 72 X FF 92 1-0 ① F7		B CU 77 C CU 77 B FF 92 X FF 93 2-1 ② G6-3			B CU 74 X SI 90 1-0 ① G3		4	0	0	0	0	0	1
19 José Bautista, R (1, 9) OBP: 0.444, SLG: 0.629	S FF 93 1 SAFE D CU 73 1 SAFE C FF 93 F FF 94 B SL 83 B FF 94 X SI 95 3-2 1-H HR		S SL 82 B FF 93 B CH 85 X SL 84 2-1 E7 1B		B FF 93 B CU 79 C FF 93 F FF 88 X CU 76 2-2 ③ L5			C SL 83 B SL 85 F FF 92 B FF 92 X SL 84 2-2 ② P2		4	1	2	2	0	0	0
26 Adam Lind, L (1, 3) OBP: 0.296, SLG: 0.441	C FF 94 B CH 87 S FF 95 B FF 94 F SL 83 X CH 85 2-2 ② G4-3		C SL 77 F SL 78 C FF 90 0-3 ② K			X SL 80 0-0 ① F9		B FF 87 C FF 86 B SL 75 X SL 75 2-1 ③ L4		4	0	0	0	0	1	1
20 Mark Teahen, L (1, 10) OBP: 0.256, SLG: 0.299	C FF 93 S FF 93 B FF 92 B SL 84 F FF 94 S FF 94 2-3 ③ K		F SL 79 C FF 91 B FF 91 B FF 91 B FF 92 X SL 80 3-2 ③ G4-3			B SI 90 S SL 80 S SL 81 B SI 90 F SI 90 X SL 81 2-2 ② F8			F FF 88 S FF 87 S SL 77 0-3 ① K	2	0	0	0	0	1	1
30 David Cooper, L (6, PH) OBP: 0.271, SLG: 0.325										2	0	0	0	0	1	0
(7, 10)																
13 Brett Lawrie, R (1, 5) OBP: 0.397, SLG: 0.678		X FF 92 0-0 HR		F SI 88 X CH 80 0-1 ① G6-3		B SL 78 B SI 90 C CH 83 F CH 82 F SI 90 X SI 90 2-2 E6			B FC 86 F FC 85 B FF 92 C FF 93 S CU 80 2-3 ② K	4	1	1	1	0	1	0
2 Kelly Johnson, L (1, 4) OBP: 0.293, SLG: 0.411		B FF 93 B FF 92 B FF 91 C FF 92 B FF 92 4-1 8 E 8 S 14 CS BB		C SI 90 F SL 79 F SI 90 B FF 92 B SI 92 B SI 91 S SL 79 3-3 ② K		F SI 90 S SL 82 X SL 81 0-2 ③ F8			B CU 80 S CU 80 B FF 92 B FC 85 S FC 87 F FC 87 B SL 82 4-2 39 HBP 8 1B 9 WP BB	2	1	0	0	2	1	1
8 José Molina, R (1, 2) OBP: 0.353, SLG: 0.422		1 SAFE B CU 71 B FF 92 S SL 82 B FF 91 F FF 91 X SL 82 3-2 ① F9 1-3		B SI 90 F FF 90 B CH 82 B CH 80 B FF 90 4-1 BB			F SI 88 C CU 73 B SI 89 S CU 75 1-3 ① K		C FF 92 B SI 93 X CU 81 1-1 9 WP 39 HBP 9 1B 1-2 1B	3	0	1	0	1	1	1
25 Chris Woodward, R (9, PR)										0	1	0	0	0	0	0
3 Dewayne Wise, L (1, 8) OBP: 0.232, SLG: 0.277		B CU 72 B CU 73 X FF 93 2-0 ② P4		S SL 80 S SL 80 D SL 79 X SL 80 1-2 ③ F7			B SL 82 S SL 81 X SL 80 1-1 ② G6-3		B CU 80 B CU 78 C CU 80 H FF 92 3-1 9 1B 9 WP 1-2 2-3 HBP	3	0	0	0	0	0	2
39 Adam Loewen, L (9, PH) OBP: 0.600, SLG: 0.333										0	0	0	0	0	0	0

Inning Stats	1	2	3	4	5	6	7	8	9
	R: 2 H: 1 E: 0 LOB: 0 K: 1 BB: 1 S: 15 P: 27	R: 1 H: 1 E: 0 LOB: 2 K: 0 BB: 1 S: 7 P: 20	R: 0 H: 1 E: 1 LOB: 1 K: 1 BB: 0 S: 9 P: 15	R: 0 H: 0 E: 0 LOB: 1 K: 1 BB: 0 S: 10 P: 18	R: 0 H: 0 E: 0 LOB: 0 K: 0 BB: 0 S: 8 P: 15	R: 0 H: 0 E: 1 LOB: 1 K: 0 BB: 0 S: 12 P: 16	R: 0 H: 0 E: 0 LOB: 0 K: 1 BB: 0 S: 7 P: 9	R: 0 H: 0 E: 0 LOB: 0 K: 0 BB: 0 S: 6 P: 11	R: 2 H: 2 E: 0 LOB: 2 K: 2 BB: 1 S: 14 P: 27

1B: 3	SF: 0
2B: 0	SAC: 0
3B: 0	DP: 0
HR: 2	HBP: 2
WP: 1	PA: 38
PB: 0	
SB: 1	
CS: 2	

AB	31
R	5
H	5
RBI	4
BB	4
SO	6
LOB	7

PITCHER		IP	WLS	BF	H	R	ER	SO	BB	IBB	HBP	BLK	WP	HR	S	P	ERA	WHIP
54 Rick Van Den Hurk, R ERA: 6.0	(1, 1)	2.1		12	3	3	3	1	2	0	1	0	0	2	25	53	11.57	2.143
58 Zach Phillips, L ERA:	(3, 1)	1.2		6	0	0	0	2	1	0	0	0	0	0	16	27	0.00	0.600
36 Chris Jakubauskas, R ERA: 5.19	(5, 1)	1.0		3	0	0	0	0	0	0	0	0	0	0	8	15	0.00	0.000
40 Troy Patton, L ERA: 3.33	(6, 1)	2.1		8	0	0	0	1	0	0	0	0	0	0	20	27	0.00	0.000
50 Willie Eyre, R ERA: 4.05	(8, 1)	0.1	H	1	0	0	0	0	0	0	0	0	0	0	3	5	0.00	0.000

PITCHER		IP	WLS	BF	H	R	ER	SO	BB	IBB	HBP	BLK	WP	HR	S	P	ERA	WHIP
57 Clay Rapada, L ERA: 6.28	(8, 1)	0.2	H	2	0	0	0	1	0	0	0	0	0	0	5	7	0.00	0.000
63 Kevin Gregg, R ERA: 4.45	(9, 1)	0.1	L	5	2	2	2	1	1	0	1	0	1	0	11	24	54.00	9.000

Baltimore Orioles @ Toronto Blue Jays

Rogers Centre, Toronto, ON

Sun Sep 11 2011, 1:10 PM - 4:10 PM EDT

Att. 14,235 - Cloudy - 70 F

TOP

livebaseballscorecards.com

Batter	1	2	3	4	5	6	7	8	9	AB	R	H	RBI	BB	SO	LOB
38 Matt Angle, L (1, 8) OBP: 0.261, SLG: 0.220	B FF 91 B SI 90 B FF 89 B CH 88 4-0 27 WP 21 BB 27 SF9 BB	B SI 94 S SI 94 F FF 92 F FF 96 B FF 95 X FF 95 2-2 1-2 2-3 3-H 1B		B FF 89 F SL 81 B CU 74 B CH 81 F FF 89 X FF 91 3-2 ② G6-3 1-2 2-3		B SI 88 B SI 88 B SI 87 C SI 87 C SI 86 F SI 87 B SI 87 4-2 21 2B 32 FC3-6 BB		C FF 92 C FF 94 B FF 93 X FF 91 1-2 ① G5-3		3	2	1	1	2	0	2
2 J.J. Hardy, R (1, 6) OBP: 0.302, SLG: 0.483	1 SAFE C FF 91 F FF 92 X SL 88 0-2 ① F8	S SL 88 B SL 87 B FF 94 B FF 94 F FF 94 X FF 94 3-2 ② F8		B CU 72 B FF 89 B CH 82 I IN 70 4-0 21 1B IBB		1 SAFE B SI 90 1 SAFE F SI 88 F SI 89 X SL 81 1-2 ① F7		C FF 93 X FF 91 0-1 ② G6-3		4	0	0	0	1	0	5
21 Nick Markakis, L (1, 9) OBP: 0.348, SLG: 0.406	B FF 92 B FF 92 B FF 90 C SI 90 1 SAFE B SI 91 4-1 27 SF9 27 WP 1-2 BB	F FF 93 S SI 96 S SL 88 F FF 95 X SI 96 1-2 ③ G6-3		B CU 73 C FF 92 D CU 77 F FF 92 F SL 84 D SL 84 X FF 91 3-2 1-3 2-H 3-H 1B		C SI 89 1 SAFE B SI 84 1 SAFE X SI 88 1-1 32 FC3-6 1-3 2B		C SI 92 X 0-1 ③ F8		4	0	2	2	1	0	3
27 Vladimir Guerrero, R (1, 10) OBP: 0.315, SLG: 0.414	B CU 79 X FF 93 1-0 ② SF9 1-3 2-H	B SI 94 B SL 86 X SI 94 2-0 ① G5-3		X FF 90 0-0 ③ F8		I IN 71 I IN 71 I IN 71 I IN 70 4-0 32 FC3-6 IBB		X 0-0 ① G6-3		3	0	0	1	1	0	2
32 Matt Wieters, S (1, 2) OBP: 0.321, SLG: 0.429	F FF 94 F CH 83 F CH 87 B FF 94 B CH 87 F FF 94 X CU 79 2-2 ③ G4-3	F FF 95 F FF 95 X CU 81 0-2 ② G4-3	C FF 88 X CU 72 0-1 ① G1-3	X CH 83 0-0 ② FC3-6 1-2f 2-3 3-H		F FS 86 B CU 76 B FF 95 C FF 94 S CU 81 2-3 ② K		5	0	0	1	0	1	3
12 Mark Reynolds, R (1, 3) OBP: 0.322, SLG: 0.471 51 Kyle Hudson, L (9, PR) OBP: 0.176, SLG: 0.176	B CU 81 B SI 92 X SI 92 2-0 ① G5-3	X CU 78 0-0 ③ G5-3	F FF 90 X SL 82 0-1 ② G6-3	B SL 80 F CH 83 S SL 80 S SL 81 1-3 ③ K		C FF 95 B CU 80 S FS 87 B FF 96 B CU 79 B FS 87 4-2 19 S BB		4 0	0 0	0 0	0 0	1 0	1 0	2 0
19 Chris Davis, L (1, 5) OBP: 0.301, SLG: 0.390	B FF 94 B SI 91 B SI 92 B FF 90 4-0 11 1B 14 1B 38 1B BB	B SI 93 F FF 93 B CU 80 S FF 94 B FF 94 B FF 93 4-2 38 G6-3 14 S 21 1B BB	C FF 90 F FF 90 B FF 90 X SL 85 1-2 14 1B 2B	B SI 91 C SL 80 B SI 93 B SL 80 F FF 92 F SL 81 S SL 82 3-3 ① K		S FF 96 S S 0-3 ③ K 1-2		3	2	1	0	2	2	1
14 Nolan Reimold, R (1, 7) OBP: 0.320, SLG: 0.416	C SL 86 T FF 95 B FF 96 X SL 86 1-2 38 1B 11 1B 1-2 1B	B FF 92 C SL 84 C SL 86 D SL 87 D FF 93 B SL 85 4-2 38 G6-3 21 1B 1-2 BB	S SL 84 D SL 83 S CH 82 X SL 84 1-2 2-3 1B	B SL 81 B SI 93 F SL 79 B SL 82 F SI 92 X SL 82 3-2 ② F8				3	1	2	0	1	0	0
11 Robert Andino, R (1, 4) OBP: 0.329, SLG: 0.338	B FF 93 S SI 94 C SI 95 F FF 96 B SL 88 F FF 95 X SI 95 2-2 38 1B 1-2 2-3 1B	C FF 89 B FF 89 B CH 82 C SL 82 S SL 84 2-3 ① K	C CU 70 C CH 81 D SL 84 B FF 90 D SL 84 X SL 84 3-2 ③ P4			B FF 94 B SL 79 C FF 93 X FF 93 2-1 ③ P4		4	0	1	0	0	1	4

Inning Stats	1	2	3	4	5	6	7	8	9
	R: 1 E: 0 K: 0 S: 10	R: 1 E: 0 K: 0 S: 20	R: 0 E: 0 K: 0 S: 5	R: 2 E: 0 K: 1 S: 15	R: 0 E: 0 K: 0 S: 13	R: 1 E: 0 K: 1 S: 12	R: 0 E: 0 K: 1 S: 9	R: 0 E: 0 K: 0 S: 7	R: 0 E: 0 K: 2 S: 9
	H: 0 LOB: 1 BB: 2 P: 21	H: 3 LOB: 3 BB: 1 P: 35	H: 0 LOB: 0 BB: 0 P: 7	H: 1 LOB: 2 BB: 3 P: 35	H: 2 LOB: 2 BB: 0 P: 18	H: 1 LOB: 2 BB: 2 P: 23	H: 0 LOB: 0 BB: 0 P: 17	H: 0 LOB: 0 BB: 0 P: 8	H: 0 LOB: 2 BB: 1 P: 15

1B: 5	SF: 1
2B: 2	SAC: 0
3B: 0	DP: 0
HR: 0	HBP: 0
WP: 1	PA: 43
PB: 0	
SB: 2	
CS: 0	

AB	33
R	5
H	7
RBI	5
BB	9
SO	5
LOB	22

PITCHER		IP	WLS	BF	H	R	ER	SO	BB	IBB	HBP	BLK	WP	HR	S	P	ERA	WHIP
29 Dustin McGowan, R ERA: 9.0	(1, 1)	3.0		17	3	4	4	0	5	0	0	0	1	0	39	75	12.00	2.667
33 Carlos Villanueva, R ERA: 3.99	(4, 1)	2.0		10	3	0	0	1	0	1	0	0	0	0	24	41	0.00	1.500
57 Shawn Camp, R ERA: 4.52	(6, 1)	1.0		6	1	1	1	1	1	1	0	0	0	0	12	23	9.00	2.000
34 Joel Carreno, R ERA: 0.9	(7, 1)	1.0	W	3	0	0	0	1	0	0	0	0	0	0	9	17	0.00	0.000
44 Casey Janssen, R ERA: 2.02	(8, 1)	1.0	H	3	0	0	0	0	0	0	0	0	0	0	7	8	0.00	0.000

PITCHER		IP	WLS	BF	H	R	ER	SO	BB	IBB	HBP	BLK	WP	HR	S	P	ERA	WHIP
50 Frank Francisco, R ERA: 3.86	(9, 1)	1.0	S	4	0	0	0	2	1	0	0	0	0	0	9	15	0.00	1.000

Baltimore Orioles @ Toronto Blue Jays

Rogers Centre, Toronto, ON

Sun Sep 11 2011, 1:10 PM - 4:10 PM EDT

Att. 14,235 - Cloudy - 70 F

livebaseballscorecards.com

BOTTOM

Batter	1	2	3	4	5	6	7	8	9	AB	R	H	RBI	BB	SO	LOB
18 Mike McCoy, R (1, 6) OBP: 0.323, SLG: 0.274	E3		X FF 91 0-0 19 F9 14 G1 26 1B 1B		B FF 90 1 SAFE 1 SAFE X FC 85 1-0 ① SH3-4 1-2		C FF 92 X CU 77 0-1 14 1B 19 SF8 2B			3	3	2	0	0	0	0
14 Eric Thames, L (1, 7) OBP: 0.311, SLG: 0.457	1 SAFE B FF 91 1 SAFE C SI 91 F FC 86 B FC 88 F CU 78 1 SAFE 1 SAFE 2-2 F FC 89 X FF 93 26 G3 19 1B 13 G4-3 1-3 1B		B FF 88 F CH 84 X CH 84 1-1 ① G1 1-2		C FC 85 X CH 83 0-1 ② G3 2-3		F B CH 82 F CH 82 X SI 94 1-2 2-3 1B			4	1	2	0	0	0	2
19 José Bautista, R (1, 9) OBP: 0.443, SLG: 0.627	F FF 93 F FF 94 B FC 87 X FC 88 1-2 13 G4-3 26 G3 1-2 3-H 1B		C FF 94 B CU 78 F FF 92 B FF 94 F FF 94 X FF 94 2-2 ② F9 2-3		B FC 86 X FF 93 1-0 ③ F8		B SL 83 C X FF 93 1-1 ② SF8 3-H			3	0	1	2	0	0	2
26 Adam Lind, L (1, 10) OBP: 0.296, SLG: 0.439	B FF 93 F FC 87 X FC 90 1-1 ① G3 1-2 2-3		X CU 78 0-0 ③ 3-H 1B			B CH 83 B CH 83 X CH 85 2-0 ① F9	1 SAFE 1 SAFE X 0-0 ③ P3			4	0	1	1	0	0	3
13 Brett Lawrie, R (1, 5) OBP: 0.386, SLG: 0.656	B FF 89 B FF 93 C FC 88 S FF 95 X FF 95 2-2 ② G4-3 2-3 3-H		X SI 94 0-0 ③ F8			B FC 83 S FC 84 X 1-1 ② P5		C SL 86 B SI 91 B X SL 86 2-1 ① F8		4	0	0	1	0	0	2
2 Kelly Johnson, L (1, 4) OBP: 0.290, SLG: 0.408	C FC 88 F FF 92 D FF 90 B FF 91 S FF 94 2-3 ③ K			B FF 91 X FF 92 1-0 ① P4		C CH 82 F FF 91 S FF 92 0-3 ③ K		C FF 90 X CH 86 0-1 ② G4-3		4	0	0	0	0	2	1
30 David Cooper, L (1, 3) OBP: 0.288, SLG: 0.395		B SI 91 C SI 91 X FF 92 1-1 ① P5		C FF 91 C CH 85 T FF 94 0-2 ② K			B FC 84 X FC 84 1-0 HR	C SI 90 B B B CH 86 B 4-1 9 WP BB		3	1	1	1	1	1	0
9 J.P. Arencibia, R (1, 2) OBP: 0.278, SLG: 0.447		C FF 93 S FF 94 F FF 95 B FF 89 X FC 87 1-2 ② F8		C FC 88 B FC 87 B FC 86 F FF 93 B FF 93 C CU 80 3-3 ③ K			F FF 92 B FF 92 F FC 85 X FF 91 1-2 ① F8	B FF 92 C SI 92 B B SL 86 F SL 86 X 3-2 ③ P4 1-2		4	0	0	0	0	1	1
39 Adam Loewen, L (1, 8) OBP: 0.625, SLG: 1.000 3 Dewayne Wise, L (8, 8) OBP: 0.232, SLG: 0.277		F FF 93 B SI 94 T SI 95 T FF 95 1-2 ③ K			C FF 91 B FF 90 F FC 84 X CH 85 1-2 14 G3 18 SH3-4 1B		B FF 92 B FF 92 C FF 94 F FF 93 X FF 93 2-2 HR			3 0	1 0	2 0	1 0	0 0	1 0	0 0
Inning Stats	R: 2 E: 1 K: 1 S: 18 H: 2 LOB: 1 BB: 0 P: 27	R: 0 E: 0 K: 1 S: 9 H: 0 LOB: 0 BB: 0 P: 12	R: 1 E: 0 K: 0 S: 9 H: 2 LOB: 1 BB: 0 P: 12	R: 0 E: 0 K: 2 S: 7 H: 0 LOB: 0 BB: 0 P: 11	R: 0 E: 0 K: 0 S: 7 H: 1 LOB: 1 BB: 0 P: 10	R: 0 E: 0 K: 1 S: 6 H: 0 LOB: 0 BB: 0 P: 9	R: 3 E: 0 K: 0 S: 15 H: 4 LOB: 1 BB: 0 P: 21	R: 0 E: 0 K: 0 S: 8 H: 0 LOB: 1 BB: 1 P: 17		1B: 6 2B: 1 3B: 0 HR: 2	SF: 1 SAC: 1 DP: 0 HBP: 0			WP: 1 PB: 0 SB: 0 CS: 0	PA: 35	

	AB	32
	R	6
	H	9
	RBI	6
	BB	1
	SO	5
	LOB	11

PITCHER		IP	WLS	BF	H	R	ER	SO	BB	IBB	HBP	BLK	WP	HR	S	P	ERA	WHIP
29 Tommy Hunter, R ERA: 5.32	(1, 1)	6.1	L	29	9	6	4	5	0	0	0	0	0	2	68	98	5.68	1.421
50 Willie Eyre, R ERA: 3.95	(7, 1)	0.1		1	0	0	0	0	0	0	0	0	0	0	2	3	0.00	0.000
57 Clay Rapada, L ERA: 6.14	(7, 1)	0.1		1	0	0	0	0	0	0	0	0	0	0	1	1	0.00	0.000
35 Brad Bergesen, R ERA: 5.22	(8, 1)	1.0		4	0	0	0	0	1	0	0	0	1	0	8	17	0.00	1.000

PITCHER	IP	WLS	BF	H	R	ER	SO	BB	IBB	HBP	BLK	WP	HR	S	P	ERA	WHIP

Toronto Blue Jays @ Boston Red Sox

Fenway Park, Boston, MA

Tue Sep 13 2011, 7:13 PM - 10:20 PM EDT

Att. 38,020 - Partly Cloudy - 80 F

TOP

livebaseballscorecards.com

Batter	1	2	3	4	5	6	7	8	9	AB	R	H	RBI	BB	SO	LOB
18 Mike McCoy, R (1, 6) OBP: 0.313, SLG: 0.264	C KN 66 X KN 65 0-1 ① G6-3	C KN 66 B FF 73 B KN 66 B FF 73 C FF 73 F KN 66 X FF 73 3-2 ③ L9		B KN 65 C KN 65 B KN 66 B FF 72 C FF 73 X FF 75 3-2 ② P3		B FF 74 X FF 74 1-0 ③ P4			B FF 93 C FF 92 C CU 75 B CU 79 B FF 92 F FF 93 X FF 92 3-2 ① L7	5	0	0	0	0	0	0
14 Eric Thames, L (1, 7) OBP: 0.315, SLG: 0.461	C KN 66 H KN 66 1-1 HBP		C KN 65 F FF 72 X KN 67 0-2 19 PB 19 HR 1B	X KN 66 0-0 ③ F9			B SL 83 X FF 94 1-0 ① L7		X FF 93 0-0 30 2B 2B	4	2	2	0	0	0	0
19 José Bautista, R (1, 9) OBP: 0.443, SLG: 0.630	C KN 66 B KN 66 S KN 65 B KN 67 1 SAFE S KN 66 2-3 ② K		B KN 66 S KN 66 C KN 66 F KN 65 B KN 60 F KN 66 X KN 66 2-2 1-H HR		B KN 65 B KN 65 C FF 73 B KN 66 B FF 72 4-1 9 PB 10 1B BB		B CU 82 B FF 95 X FF 94 2-0 ② F9		D CU 75 C FF 92 B FO 84 F FF 92 S FF 92 2-3 ② K	4	1	1	2	1	2	2
10 Edwin Encarnación, R (1, 10) OBP: 0.333, SLG: 0.463	F KN 66 B KN 66 B KN 65 X FF 72 2-1 ③ F9		B KN 67 B KN 66 B KN 66 C FF 72 B KN 68 4-1 13 E BB		S KN 65 F KN 66 X CU 60 0-2 9 PB 1-2 1B		B FF 93 X FF 92 1-0 ③ G5-3		B FF 93 F FF 91 B FO 82 S FF 92 2 SAFE B CU 76 B FF 92 4-2 30 2B BB	3	0	1	0	2	0	1
30 David Cooper, L (1, 3) OBP: 0.316, SLG: 0.458		C KN 66 B KN 65 B KN 66 X KN 66 2-1 9 HR 2B	B KN 64 B FF 72 C FF 72 X KN 66 2-1 ① F8		C KN 66 F KN 67 S KN 67 0-3 ① K			C FF 96 X FF 96 0-1 9 1B 1B	C FF 93 B FF 92 B FO 83 B FF 91 X FF 91 3-1 1-3 2-H 2B	5	1	3	1	0	1	3
13 Brett Lawrie, R (1, 5) OBP: 0.379, SLG: 0.638		X KN 66 0-0 9 HR 1B	B KN 66 C FF 73 X KN 67 1-1 E5 1-2		X KN 67 0-0 ② F8			C FF 94 F SI 94 F FF 94 F SI 94 B FS 88 S FF 95 1-3 ① K	C CU 72 C CU 75 C CU 78 0-3 ③ K	5	1	1	0	0	2	6
9 J.P. Arencibia, R (1, 2) OBP: 0.280, SLG: 0.455		X KN 65 0-0 1-H 2-H HR	C FF 73 C KN 66 B CU 59 F KN 67 S CU 60 1-3 ② K		B KN 67 B KN 67 F KN 66 F KN 67 X KN 67 2-2 ③ F7 1-2 2-3			F FF 94 X FF 93 0-1 1-2 1B		4	1	2	3	0	1	4
39 Adam Loewen, L (1, 8) OBP: 0.417, SLG: 0.600		X KN 66 0-0 ① G4-3	F KN 67 C KN 66 S KN 60 0-3 ③ K			C KN 66 B KN 67 F KN 66 B KN 61 S KN 67 2-3 ① K		X FF 93 0-0 ② F8		4	0	0	0	0	2	4
25 Chris Woodward, R (1, 4) 20 Mark Teahen, L (8, PH) OBP: 0.255, SLG: 0.297 2 Kelly Johnson, L (8, 4) OBP: 0.290, SLG: 0.408		B KN 66 C FF 72 F KN 66 S CU 59 1-3 ② K		T KN 64 X KN 65 0-1 ① F8		B KN 67 X FF 74 1-0 ② F8		X FF 92 0-0 ③ G4-3		3 1 0	0 0 0	0 0 0	0 0 0	0 0 0	1 0 0	0 2 0
Inning Stats	R: 0 E: 0 K: 1 S: 8 H: 0 LOB: 1 BB: 0 P: 13	R: 3 E: 0 K: 1 S: 12 H: 3 LOB: 0 BB: 0 P: 18	R: 2 E: 1 K: 2 S: 20 H: 2 LOB: 2 BB: 1 P: 30	R: 0 E: 0 K: 0 S: 6 H: 0 LOB: 0 BB: 0 P: 9	R: 0 E: 0 K: 1 S: 11 H: 1 LOB: 2 BB: 1 P: 17	R: 0 E: 0 K: 1 S: 5 H: 0 LOB: 0 BB: 0 P: 9	R: 0 E: 0 K: 0 S: 3 H: 0 LOB: 0 BB: 0 P: 7	R: 0 E: 0 K: 1 S: 11 H: 2 LOB: 2 BB: 0 P: 12	R: 1 E: 0 K: 2 S: 15 H: 2 LOB: 2 BB: 1 P: 27	1B: 5 2B: 3 3B: 0 HR: 2 SF: 0 SAC: 0 DP: 0 HBP: 1						

AB	38
R	6
H	10
RBI	6
BB	3
SO	9
LOB	22

WP: 0 PB: 2 SB: 0 CS: 0 PA: 42

PITCHER		IP	WLS	BF	H	R	ER	SO	BB	IBB	HBP	BLK	WP	HR	S	P	ERA	WHIP
49 Tim Wakefield, R ERA: 5.13	(1, 1)	6.0	W	28	6	5	5	6	2	0	1	0	0	2	62	96	7.50	1.333
91 Alfredo Aceves, R ERA: 2.88	(7, 1)	2.0		8	2	0	0	1	0	0	0	0	0	0	14	19	0.00	1.000
63 Junichi Tazawa, R ERA: 9.0	(9, 1)	1.0		6	2	1	1	2	1	0	0	0	0	0	15	27	9.00	3.000

PITCHER	IP	WLS	BF	H	R	ER	SO	BB	IBB	HBP	BLK	WP	HR	S	P	ERA	WHIP

Batter	1	2	3	4	5	6	7	8	9	AB	R	H	RBI	BB	SO	LOB
2 Jacoby Ellsbury, L (1, 8) OBP: 0.380, SLG: 0.542	B FF 94 X SL 90 1-0 G5-3	B KC 82 X KC 82 1-0 15 BLK 15 SF7 3-H 2B		B SL 87 S SL 90 X FF 91 1-1 HR		B FF 94 X SI 94 1-0 15 HR 1-2 1B		15 2B 28 1B BB 1-2 2-H 1B		5	4	4	3	1	0	0
55 Joey Gathright, L (8, PR) (9, 7)										0	0	0	0	0	0	0
15 Dustin Pedroia, R (1, 4) OBP: 0.384, SLG: 0.471	C SI 95 B SL 92 B SL 82 T SL 90 X SL 90 2-2 20 HBP 16 E 2B	C SL 88 X KC 81 0-1 SF7 2-H		B SL 89 C FF 94 X KC 82 1-1 HR		X FF 95 0-0 1-H 2-H HR		28 1B 35 SF7 3-1 1-3 2B F8		5	4	4	5	0	0	1
28 Adrián González, L (1, 3) OBP: 0.407, SLG: 0.554	B FF 94 B SI 91 B FF 95 B FF 94 4-0 20 HBP 16 E BB	C SL 90 B FF 96 F KC 83 B FF 98 X FF 96 2-2 G3		S FF 95 B FF 96 B FF 94 B SL 89 X SL 88 3-2 G4-3		B SL 83 B SI 94 F SI 94 B FF 93 X SI 94 3-1 12 G4-6-3 1B		B FF 86 B FC 84 X FF 88 2-0 13 BB 10 BB 3 1B 2-3 3-H 1B		4	1	2	1	1	0	0
62 Lars Anderson, L (8, PR) (9, 3)										0	1	0	0	0	0	0
34 David Ortiz, L (1, 10) OBP: 0.400, SLG: 0.579	S KC 82 C KC 81 S SL 89 0-3 K		S SL 87 C FF 95 F FF 94 B SL 89 B SL 90 S SL 88 2-3 K		B FF 93 B SL 88 F FF 92 X SL 88 2-1 P6	B SI 92 F SL 80 X SI 93 1-1 G4-6-3 1-2f		F SI 90 F SL 82 X SL 83 0-2 SF7 3-H		0	0	0	0	0	0	0
12 Jed Lowrie, S (1, PH) OBP: 0.301, SLG: 0.359										4	0	0	0	0	2	3
(2, 10)																
36 Conor Jackson, R (8, PH) OBP: 0.310, SLG: 0.337										0	0	0	1	0	0	0
(9, 10)																
20 Kevin Youkilis, R (1, 5) OBP: 0.375, SLG: 0.464	C SL 89 H FF 94 1-1 16 E 1-2 2-3 HBP		B FF 95 C SL 87 X FS 89 1-1 G6-3		C SL 86 X SL 87 0-1 G6-3		B SI 91 B SL 79 C SL 79 F SL 79 T SL 82 2-2 K	C SI 91 X SI 91 0-1 10 BB 13 BB 39 2B 1-2 1B		3	0	0	0	0	1	0
3 Mike Aviles, R (8, 5) OBP: 0.286, SLG: 0.394										1	1	1	0	0	0	0
16 Josh Reddick, L (1, 9) OBP: 0.341, SLG: 0.485	C SL 90 B SL 91 F SL 91 D SL 90 X SL 92 2-2 E3 1-3 2-H 3-H	B FF 94 B SL 88 X FF 95 2-0 1B		C SL 88 X FF 94 0-1 F7		X CH 86 0-0 G4-3		C SI 91 S SI 90 B SI 91 F SL 83 B SI 92 F SI 92 F SI 91 X SL 82 2-2 F4		5	0	1	0	0	0	3
13 Carl Crawford, L (1, 7) OBP: 0.289, SLG: 0.402	X FF 92 0-0 G4-3		C SL 88 F FF 94 D SL 90 B FF 94 F SL 90 F SL 90 1 SAFE F SL 90 B FF 96 3-2 F8			B SL 87 X FF 93 1-0 10 SH5-3 39 1B 2B	B SL 80 X SI 92 1-0 10 2B 1B	B SI 91 B SI 91 F SI 91 B SI 90 B CH 79 4-1 10 BB 39 2B 1-2 2-3 BB		4	3	2	0	1	0	3
54 Darnell McDonald, R (9, 8) OBP: 0.277, SLG: 0.355										0	0	0	0	0	0	0
10 Marco Scutaro, R (1, 6) OBP: 0.352, SLG: 0.405		C FF 93 C SL 90 B KC 82 B SL 89 F SL 90 F FF 94 B SL 90 X FF 97 3-2 39 G3 39 WP 2 2B 1B		B FF 93 B SL 86 C FF 93 F FF 93 F FF 91 X FF 95 2-2 F9		L FF 90 B FF 91 X FS 87 1-1 SH5-3 2-3	C FF 92 B SL 81 B SL 78 C SI 91 1 SAFE X SL 81 2-2 1-H 2B	B SI 90 B SI 91 B SI 91 C SI 91 B SI 91 4-1 39 2B 1-2 2-3 3-H BB		3	1	2	2	1	0	0
76 Jose Iglesias, R (8, PR) (9, 6)										0	1	0	0	0	0	0
39 Jarrod Saltalamacchia, S (1, 2) OBP: 0.304, SLG: 0.480		B FF 95 1 SAFE B SL 90 F SL 89 X SL 89 2-1 G3 1-3		X SL 89 0-0 G4-3		B FF 92 D CH 85 D CH 84 X SI 94 3-0 2 1B 15 HR 3-H 1B	B CH 87 X CH 85 1-0 G5-3	C SL 82 C SI 90 B SL 84 X SI 91 1-2 2 PB 2 1B 1-H 2-H 3-H 2B		5	2	2	4	0	0	2
60 Ryan Lavarnway, R (9, 2) OBP: 0.393, SLG: 0.375										0	0	0	0	0	0	0
Inning Stats	R: 2 E: 1 K: 1 S: 12 H: 1 LOB: 2 BB: 1 P: 22	R: 2 E: 0 K: 0 S: 13 H: 2 LOB: 0 BB: 0 P: 21	R: 0 E: 0 K: 1 S: 14 H: 1 LOB: 1 BB: 0 P: 22	R: 2 E: 0 K: 0 S: 12 H: 2 LOB: 0 BB: 0 P: 19	R: 0 E: 0 K: 0 S: 6 H: 0 LOB: 0 BB: 0 P: 8	R: 4 E: 0 K: 0 S: 10 H: 5 LOB: 0 BB: 0 P: 20	R: 1 E: 0 K: 1 S: 9 H: 2 LOB: 1 BB: 0 P: 15	R: 7 E: 0 K: 0 S: 23 H: 5 LOB: 1 BB: 3 P: 44		1B: 9 2B: 6 3B: 0 HR: 3 SF: 2 SAC: 1 DP: 1 HBP: 1					

PITCHER		IP	WLS	BF	H	R	ER	SO	BB	IBB	HBP	BLK	WP	HR	S	P	ERA	WHIP
23 Brandon Morrow, R ERA: 5.23	(1, 1)	5.1	L	26	7	7	5	2	1	0	1	1	1	2	60	97	8.44	1.500
47 Luis Perez, L ERA: 5.2	(6, 1)	0.0		4	4	3	3	0	0	0	0	0	0	1	5	12	∞	∞
34 Joel Carreno, R ERA: 1.54	(6, 1)	1.2		6	2	1	1	1	0	0	0	0	0	0	11	18	5.40	1.200
59 Brad Mills, L ERA: 9.82	(8, 1)	0.0		3	2	3	3	0	1	0	0	0	0	0	3	12	∞	∞
49 Danny Farquhar, R ERA: 40.5	(8, 1)	0.2		7	3	4	3	0	2	0	0	0	0	0	19	31	40.50	7.500

PITCHER		IP	WLS	BF	H	R	ER	SO	BB	IBB	HBP	BLK	WP	HR	S	P	ERA	WHIP
58 Chad Beck, R ERA:	(8, 1)	0.1		1	0	0	0	0	0	0	0	0	0	0	1	1	0.00	0.000

BOTTOM

Toronto Blue Jays @ Boston Red Sox

Fenway Park, Boston, MA

Tue Sep 13 2011, 7:13 PM - 10:20 PM EDT

Att. 38,020 - Partly Cloudy - 80 F

livebaseballscorecards.com

AB	39
R	18
H	18
RBI	16
BB	4
SO	3
LOB	12

Batter	1	2	3	4	5	6	7	8	9	AB	R	H	RBI	BB	SO	LOB
18 Mike McCoy, R (1, 6) OBP: 0.304, SLG: 0.255	C FF 91 F FF 93 F FF 93 F FF 89 F FF 93 S CU 80 0-3 K ①	F FF 91 C FF 92 F FF 92 X FF 92 0-2 F9 ②		1 SAFE X FC 87 0-0 FC6-4 ③ 1-2f		1 SAFE 0-0 PO ③ 1-2	B CU 80 C CU 80 B SI 95 B SI 94 C CU 81 X SI 95 3-2 L8 ①	1 SAFE 1 SAFE C FF 94 X SL 83 0-1 G4-3-5 ②③ 1-3f		5	0	0	0	0	1	3
14 Eric Thames, L (1, 7) OBP: 0.314, SLG: 0.457	B FF 92 F FF 92 X CU 81 1-1 19 BB 10 1B 1B	F FF 92 F FF 93 S FF 93 0-3 K ③			B FC 87 C CH 85 S FC 87 F FF 92 X FC 88 1-2 G4-1 ①		B CU 82 C CU 80 X FF 91 1-1 G3-1 ②		B FF 96 X FS 90 1-0 G3 ①	5	1	1	0	0	1	1
19 José Bautista, R (1, 9) OBP: 0.444, SLG: 0.628	B FF 92 B FF 92 B FC 87 B FF 92 4-0 10 1B 2 1B 1-2 BB		C FF 92 X FF 91 0-1 G1-3 ①		B FF 93 C FF 93 C FF 93 B CU 82 X FC 88 2-2 26 1B 1B		B SI 93 B CU 81 B FF 92 C SI 94 B SI 95 4-1 BB		C FF 96 F FF 92 C FF 97 0-3 K ②	3	1	1	0	2	1	0
26 Adam Lind, L (1, 3) OBP: 0.295, SLG: 0.437	B FF 93 C FC 87 B FF 93 C FC 88 F FC 88 F FF 93 X FC 87 2-2 L8 ②		C FF 92 X SI 93 0-1 P5 ②		C FF 93 1 SAFE B FC 85 F FC 87 F FF 93 F FF 93 B FC 87 B CH 85 F FF 94 3-2 F FC 89 X FF 94 1-3 1B		X SI 94 0-0 F8 ③		S SL 82 B FF 96 S FF 97 F FS 91 S SL 82 1-3 K ③	5	0	1	0	0	1	3
10 Edwin Encarnación, R (1, 10) OBP: 0.337, SLG: 0.464	C FF 92 T FF 93 X FF 90 0-2 2 1B 1-2 2-H 1B		C FC 88 F FF 89 B CU 82 B CU 81 X FF 93 2-2 1B		B FF 94 C FF 94 X FF 93 1-1 L7 ②			B FF 98 B FF 96 C FF 97 B FF 97 B SI 97 4-1 20 SH 2 BB 9 G5-3 BB		3	1	2	1	1	0	2
2 Kelly Johnson, L (1, 4) OBP: 0.292, SLG: 0.408	B FF 92 B FF 93 S FC 86 X FF 93 2-1 1-3 2-H 1B		B FF 92 B CH 85 S FC 88 1 SAFE C FC 88 B FF 93 S FC 88 3-3 K ③		C FC 86 X FF 92 0-1 G3 ③			B FF 95 B FF 95 B FF 96 B FF 97 4-0 9 G5-3 20 SH 39 1B 1-2 BB		3	1	1	1	1	1	3
13 Brett Lawrie, R (1, 5) OBP: 0.378, SLG: 0.629 20 Mark Teahen, L (7, 5) OBP: 0.255, SLG: 0.297	C FF 89 B FF 92 B FF 93 X FF 90 2-1 G6-3 ③			B CU 80 F FC 88 S FF 93 B FC 82 X FF 93 2-2 G6-3 ①		B CU 78 C FC 87 S FC 88 H FF 91 2-2 9 E 9 S 39 FC4-2 HBP		C FF 96 X FF 98 0-1 SH 9 G5-3 39 1B 1-2 2-3		2 0	0 1	0 0	0 0	0 0	0 0	2 0
9 J.P. Arencibia, R (1, 2) OBP: 0.278, SLG: 0.451		F FF 91 B FC 89 F FF 92 F SI 90 X FC 86 1-2 P3 ①		B FF 93 B FC 88 B FC 86 C FF 91 F FC 87 X FC 88 3-2 E6 18 FC6-4		B FC 87 1 SAFE T FC 88 T FF 93 F FF 93 F FF 92 D FC 83 B FC 89 X FC 88 3-2 F8 ① 1-3		C FF 98 X FF 98 0-1 G5-3 ① 1-2 2-3 3-H		4	0	0	1	0	0	3
39 Adam Loewen, L (1, 8) OBP: 0.438, SLG: 0.571		C CU 78 C FF 92 B FC 87 X FC 88 1-2 1B		B CH 85 C FC 87 S CU 80 T FF 92 1-2 K ②		T FF 97 D CU 78 C CU 77 F FF 97 D CU 78 F CU 78 F SI 96 F CU 78 X SL 80 2-2 FC4-2 18 PO 3-H		C FF 99 F SL 84 B SL 81 B SL 82 F SL 82 X FF 97 2-2 18 G4-3-5 2-H 3-H 1B		4	0	2	2	0	1	2
Inning Stats	R: 2 E: 0 K: 1 S: 20 H: 3 LOB: 2 BB: 1 P: 31	R: 0 E: 0 K: 1 S: 14 H: 1 LOB: 1 BB: 0 P: 16	R: 0 E: 0 K: 1 S: 10 H: 1 LOB: 1 BB: 0 P: 15	R: 0 E: 1 K: 1 S: 10 H: 0 LOB: 1 BB: 0 P: 16	R: 0 E: 0 K: 0 S: 18 H: 2 LOB: 2 BB: 0 P: 25	R: 0 E: 0 K: 0 S: 14 H: 0 LOB: 0 BB: 0 P: 21	R: 0 E: 0 K: 0 S: 7 H: 0 LOB: 1 BB: 1 P: 15	R: 3 E: 1 K: 0 S: 11 H: 1 LOB: 0 BB: 2 P: 21	R: 0 E: 0 K: 2 S: 8 H: 0 LOB: 0 BB: 0 P: 10	1B: 8 2B: 1 3B: 0 HR: 0 SF: 0 SAC: 1 DP: 1 HBP: 1						

TOP

Toronto Blue Jays @ Boston Red Sox

Fenway Park, Boston, MA

Wed Sep 14 2011, 1:40 PM - 4:35 PM EDT

Att. 37,087 - Partly Cloudy - 84 F

livebaseballscorecards.com

AB	34
R	5
H	8
RBI	5
BB	4
SO	6
LOB	19

WP: 0 PA: 41
PB: 0
SB: 1
CS: 0

PITCHER		IP	WLS	BF	H	R	ER	SO	BB	IBB	HBP	BLK	WP	HR	S	P	ERA	WHIP
41 John Lackey, R ERA: 6.19	(1, 1)	5.1		26	7	2	2	4	1	0	1	0	0	0	79	115	3.38	1.500
46 Franklin Morales, L ERA: 3.46	(6, 1)	0.2	H	1	0	0	0	0	0	0	0	0	0	0	7	9	0.00	0.000
91 Alfredo Aceves, R ERA: 2.85	(7, 1)	1.0	H	4	0	0	0	0	1	0	0	0	0	0	7	15	0.00	1.000
51 Daniel Bard, R ERA: 3.11	(8, 1)	1.0	L	6	1	3	2	0	2	0	0	0	0	0	11	21	18.00	3.000
58 Jonathan Papelbon, R ERA: 2.61	(9, 1)	1.0		3	0	0	0	2	0	0	0	0	0	0	8	10	0.00	0.000

PITCHER	IP	WLS	BF	H	R	ER	SO	BB	IBB	HBP	BLK	WP	HR	S	P	ERA	WHIP

BOTTOM

Toronto Blue Jays @ Boston Red Sox

Fenway Park, Boston, MA

Wed Sep 14 2011, 1:40 PM - 4:35 PM EDT

Att. 37,087 - Partly Cloudy - 84 F

livebaseballscorecards.com

Batter	1	2	3	4	5	6	7	8	9	AB	R	H	RBI	BB	SO	LOB
2 Jacoby Ellsbury, L (1, 8) OBP: 0.379, SLG: 0.544	B FF 89 X FF 90 1-0 G4-3 ①		B CU 77 F FF 90 C CU 76 B CU 80 X CU 77 2-2 10 SF7 3B		B SI 91 B SI 94 X FF 93 2-0 P2 ①		B CU 76 X FF 95 1-0 F7 ③			4	1	1	0	0	0	1
10 Marco Scutaro, R (1, 6) OBP: 0.351, SLG: 0.407	C FF 92 B FF 93 B SI 92 B FF 93 C FF 92 X SI 92 3-2 28 L6 2B		B FF 95 B FF 94 C FF 94 B SI 87 X FF 94 3-1 SF7 ① 3-H		C FF 94 B SI 87 B FF 94 X SI 87 2-1 G4-3 ②③ 1-2f			C CH 85 X FF 91 0-1 P4 ①		3	0	1	1	0	0	1
28 Adrián González, L (1, 3) OBP: 0.407, SLG: 0.558 62 Lars Anderson, L (7, 3)	C FF 93 C CU 78 F CU 78 B FF 95 X CU 77 0-2 L6 ②③ 2-2		C FF 96 C SI 95 B FF 95 B FF 96 X SI 88 2-2 G4-3 ②			X FF 92 0-0 HR		C FF 93 C CU 78 B CU 79 S CU 79 1-3 K2-3 ②		3 1	1 0	1 0	1 0	0 0	0 1	1 0
15 Dustin Pedroia, R (1, 4) OBP: 0.383, SLG: 0.470		X SI 91 0-0 20 E 20 1B 60 E 1B	C CH 86 B CH 86 B FF 92 X SI 93 2-1 F9 ③			X CH 86 0-0 G5-3 ①		B SI 88 B SI 92 F SI 92 X SI 87 2-1 F8 ③		4	1	1	0	0	0	0
20 Kevin Youkilis, R (1, 5) OBP: 0.375, SLG: 0.463		B SI 91 C CH 85 F FF 92 X FF 94 1-2 E8 13 WP 60 E 33 G4-3 1B 1-3		S SI 90 C SI 91 F CH 86 S SI 88 0-3 K2-3 ①		B CH 83 C CH 85 B SI 92 B CH 86 B SI 92 4-1 13 FC1-6 BB			B FS 86 S FS 86 S FF 96 S CU 81 1-3 K ①	3	1	1	0	1	2	0
60 Ryan Lavarnway, R (1, 10) OBP: 0.355, SLG: 0.333 16 Josh Reddick, L (9, PH) OBP: 0.340, SLG: 0.483		B FF 94 C FF 93 X SI 87 1-1 E5 33 G4-3 13 WP 1-2 3-H		F SI 92 X FF 93 0-1 E5 33 FC5-4		X FF 92 0-0 F9 ②			B FS 86 S FF 96 C FS 88 F FF 97 S FF 98 1-3 K ②	3 1	0 0	0 0	1 0	0 0	0 1	2 0
13 Carl Crawford, L (1, 7) OBP: 0.287, SLG: 0.399	C FF 93 B FF 94 F CU 78 B CU 81 S CU 80 2-3 K ① 1-2 2-3		C FF 92 C FF 95 F FF 95 D CU 80 B FF 95 C 2-3 K ②			F FF 94 D CU 79 X FF 94 1-1 FC1-6 ③ 1-2f			B FF 96 B FF 96 F FF 96 B FS 88 F FF 96 F FF 96 X FS 86 3-2 F7 ③	4	0	0	0	0	2	4
33 Jason Varitek, S (1, 2) OBP: 0.299, SLG: 0.439		B CH 88 B SI 94 X SI 92 2-0 G4-3 ② 2-3 3-H		B FF 93 X FF 93 1-0 FC5-4 ③ 1-2f			M SI 86 B SI 87 X SI 92 1-1 G5-3 ①			3	0	0	1	0	0	2
54 Darnell McDonald, R (1, 9) OBP: 0.278, SLG: 0.355		B FF 95 C SI 87 X FF 87 1-1 G5-3 ③			X SI 91 0-0 10 G4-3 1B		F FF 88 B FF 94 X CH 86 1-1 F9 ②			3	0	1	0	0	0	1
Inning Stats	R: 0 E: 0 K: 0 S: 9 H: 1 LOB: 0 BB: 0 P: 13	R: 2 E: 2 K: 1 S: 12 H: 2 LOB: 1 BB: 0 P: 19	R: 1 E: 0 K: 0 S: 10 H: 1 LOB: 0 BB: 0 P: 19	R: 0 E: 1 K: 2 S: 11 H: 0 LOB: 1 BB: 0 P: 14	R: 0 E: 0 K: 0 S: 4 H: 1 LOB: 0 BB: 0 P: 8	R: 1 E: 0 K: 0 S: 6 H: 1 LOB: 1 BB: 1 P: 11	R: 0 E: 0 K: 0 S: 5 H: 0 LOB: 0 BB: 0 P: 8	R: 0 E: 0 K: 1 S: 7 H: 0 LOB: 0 BB: 0 P: 10	R: 0 E: 0 K: 2 S: 11 H: 0 LOB: 0 BB: 0 P: 16	1B: 3 2B: 2 3B: 1 HR: 1 SF: 1 SAC: 0 DP: 2 HBP: 0						

	AB	32
	R	4
	H	6
	RBI	4
	BB	1
	SO	6
	LOB	12

WP: 1 PB: 0 SB: 0 CS: 0 PA: 34

PITCHER	IP	WLS	BF	H	R	ER	SO	BB	IBB	HBP	BLK	WP	HR	S	P	ERA	WHIP
24 Ricky Romero, L (1, 1) ERA: 3.02	8.0	W	31	6	4	3	4	1	0	0	0	1	1	64	102	3.38	0.875
50 Frank Francisco, R (9, 1) ERA: 3.78	1.0	S	3	0	0	0	2	0	0	0	0	0	0	11	16	0.00	0.000

PITCHER	IP	WLS	BF	H	R	ER	SO	BB	IBB	HBP	BLK	WP	HR	S	P	ERA	WHIP

Batter	1	2	3	4	5	6	7	8	9	AB	R	H	RBI	BB	SO	LOB
2 Derek Jeter, R (1, 6) OBP: 0.349, SLG: 0.380	B FF 93 B SI 92 F FF 91 F SI 92 B SL 88 X FF 92 3-2 ① G6-3		F FF 93 B SL 88 D SL 87 C SI 93 B SL 88 S SL 85 3-3 ③ K 1-3		C SL 87 S CU 80 F FF 94 B CU 81 C FF 95 1-3 ③ K			B FF 90 B FF 92 F FF 92 F FF 92 X FF 92 2-2 ① G4-3		4	0	0	0	0	2	1
14 Curtis Granderson, L (1, 8) OBP: 0.366, SLG: 0.555	C SI 92 F SL 85 B SL 86 B SI 94 C CU 77 2-3 ② K			B SI 91 C SI 92 S CH 85 F CU 80 B FF 94 B CH 86 B SI 92 4-2 25 FC5-6 BB		S SI 87 X CH 81 0-1 ① G4-3		B SI 92 X FC 92 1-0 ② P6		3	0	0	0	1	1	0
25 Mark Teixeira, S (1, 3) OBP: 0.337, SLG: 0.488	B SI 92 C SI 92 X SI 92 1-1 ③ G5-3			C SI 91 1 SAFE C SI 93 X SI 94 0-2 ① FC5-6 24 FC3-6 1-2f		C SI 88 X SI 89 0-1 ② F7		B SI 93 F FC 90 C FF 92 S FF 93 1-3 ③ K		4	0	0	0	0	1	1
24 Robinson Canó, L (1, 4) OBP: 0.348, SLG: 0.535		B SI 90 X SI 90 1-0 ① 1B		X SI 93 0-0 ② FC3-6 33 2B 1-2f		C SI 89 B SI 90 F SI 89 B SI 91 B CU 77 F FF 91 F FF 89 F SL 82 X SI 89 3-2 ① 33 1B 2B			F FF 92 F FF 90 B SI 91 B SL 86 F SI 92 B CU 78 F FF 91 F FC 90 X SI 92 3-2 ① F8	4	2	2	0	0	0	1
33 Nick Swisher, S (1, 9) OBP: 0.378, SLG: 0.457		C SI 91 B CH 86 C CH 86 X FF 93 1-2 ② G5-3		F SI 93 F CH 87 D CU 80 X CH 87 1-2 12 HR 1-H 2B		D FF 90 C SL 83 B SI 90 X SL 82 2-1 12 FC6 2-H 1B			C CU 74 B FC 89 B FF 92 X CU 75 2-1 ② G4-3	4	1	2	2	0	0	0
12 Eric Chavez, L (1, 5) OBP: 0.329, SLG: 0.381		B SI 92 B CH 85 X SI 92 2-0 ③ G5-3		B CH 86 B SI 93 D SI 94 C SI 93 X SI 92 3-1 2-H HR		F SL 84 D CH 80 D CH 80 X FF 88 2-1 ③ FC6 1-2f			B FC 90 C CU 75 F CU 76 F FC 90 X FF 92 1-2 ③ G4-3	4	1	1	2	0	0	1
20 Jorge Posada, S (1, 10) OBP: 0.315, SLG: 0.402			B SI 92 B SI 92 B SI 90 C FF 90 C SI 91 X SI 92 3-2 ① G4-3	X SI 92 0-0 ③ F8			C FF 88 B SI 90 C FF 87 B SI 89 X SI 88 2-2 ① G3			3	0	0	0	0	0	0
55 Russell Martin, R (1, 2) OBP: 0.320, SLG: 0.407			C SL 86 S SL 87 B CU 78 B SL 88 F SL 86 T SI 94 2-2 ② K		B SI 93 X SL 84 1-0 ① G6-3		C SL 79 B SL 81 F FF 88 F SL 81 B SI 90 F SL 80 X FC 90 2-2 ② G5-3			3	0	0	0	0	1	0
11 Brett Gardner, L (1, 7) OBP: 0.348, SLG: 0.373			B FF 94 B CH 89 B SI 91 B FF 92 4-0 2 S BB		L FF 93 X SL 85 0-1 ② G4-3		B SI 89 S SL 81 X SL 80 1-1 ③ F8			2	0	0	0	1	0	0
Inning Stats	R: 0 E: 0 K: 1 S: 8 H: 0 LOB: 0 BB: 0 P: 14	R: 0 E: 0 K: 0 S: 5 H: 1 LOB: 0 BB: 0 P: 9	R: 0 E: 0 K: 2 S: 10 H: 0 LOB: 1 BB: 1 P: 22	R: 3 E: 0 K: 0 S: 13 H: 2 LOB: 0 BB: 1 P: 21	R: 0 E: 0 K: 1 S: 7 H: 0 LOB: 0 BB: 0 P: 9	R: 1 E: 0 K: 0 S: 14 H: 2 LOB: 1 BB: 0 P: 21	R: 0 E: 0 K: 0 S: 11 H: 0 LOB: 0 BB: 0 P: 16	R: 0 E: 0 K: 1 S: 7 H: 0 LOB: 0 BB: 0 P: 11	R: 0 E: 0 K: 0 S: 12 H: 0 LOB: 0 BB: 0 P: 18	1B: 2 2B: 2 3B: 0 HR: 1	SF: 0 SAC: 0 DP: 0 HBP: 0	WP: 0 PB: 0 SB: 2 CS: 0	PA: 33			

PITCHER		IP	WLS	BF	H	R	ER	SO	BB	IBB	HBP	BLK	WP	HR	S	P	ERA	WHIP
29 Dustin McGowan, R ERA: 7.5	(1, 1)	5.0		19	3	3	3	4	2	0	0	0	0	1	43	75	5.40	1.000
51 Jesse Litsch, R ERA: 4.33	(6, 1)	2.0	B	8	2	1	1	0	0	0	0	0	0	0	25	37	4.50	1.000
44 Casey Janssen, R ERA: 1.94	(8, 1)	2.0	W	6	0	0	0	1	0	0	0	0	0	0	19	29	0.00	0.000

PITCHER	IP	WLS	BF	H	R	ER	SO	BB	IBB	HBP	BLK	WP	HR	S	P	ERA	WHIP

TOP

New York Yankees @ Toronto Blue Jays

Rogers Centre, Toronto, ON

Fri Sep 16 2011, 7:10 PM - 10:24 PM EDT

Att. 29,323 - Cloudy - 59 F

livebaseballscorecards.com

AB	31
R	4
H	5
RBI	4
BB	2
SO	5
LOB	4

Batter	1	2	3	4	5	6	7	8	9	AB	R	H	RBI	BB	SO	LOB
18 Mike McCoy, R (1, 6) OBP: 0.312, SLG: 0.267	B FF 92 C FF 93 S CH 87 B SL 81 X SI 93 2-2 19 1B 10 FC5-4 1B		X FF 93 0-0 19 BB 1-2 1B		C FF 94 C SL 82 B SL 81 S CH 88 1-3 ① K	F FF 93 B SL 81 1 SAFE C CH 88 X SL 80 1-2 19 BB 1B		C FC 89 T FC 90 C FC 91 0-3 ① K		5	1	3	0	0	2	3
14 Eric Thames, L (1, 7) OBP: 0.309, SLG: 0.450	B FF 93 S SL 82 F SI 93 1 SAFE S SL 81 1-3 ① K		B SI 94 X SI 95 1-0 ① F8 2-3		1 SAFE B SL 82 B FF 94 F FF 95 F FF 96 F SL 84 S SL 82 2-3 ② K	B SI 93 S SL 82 F FF 95 C SL 82 1-3 ② K		B FC 92 X FC 90 1-0 ② FC4-6 19 IBB 1-2f 2-3		5	0	0	0	0	3	8
19 José Bautista, R (1, 9) OBP: 0.449, SLG: 0.629	1 SAFE X SI 93 0-0 10 FC5-4 1-3 1B		S FF 94 B CH 87 D CH 89 B SL 82 B CH 88 4-1 1-2 BB		C SL 80 C SL 83 D SL 83 1 SAFE B SL 81 F CH 88 B FF 96 B FF 96 4-2 10 BB 26 2B 1-2 BB	B FF 94 B FF 95 S CH 88 B FF 95 C FF 95 B SL 83 4-2 1-2 2-3 BB		I IN 70 I IN 70 I IN 71 I IN 70 4-0 1-2 IBB		1	1	1	0	4	0	0
10 Edwin Encarnación, R (1, 10) OBP: 0.335, SLG: 0.460	S SL 79 X SL 83 0-1 ② FC5-4 26 S 1-2f 3-H		S SI 95 B FF 95 F SL 83 B SI 96 D CH 88 F FF 96 X FF 95 3-2 ②③ G1-2-3 3-Hf		C SI 95 B FF 95 B SI 94 B SI 94 B FF 95 4-1 26 2B 1-2 2-3 BB	C SI 92 F FF 92 B FF 91 F SI 92 F FF 92 X FF 92 1-2 ③ F8		B FC 91 B FC 89 S FC 90 F FC 91 X FC 93 2-2 ③ F9		4	1	0	1	1	0	10
26 Adam Lind, L (1, 3) OBP: 0.298, SLG: 0.443 39 Adam Loewen, L (9, PR) OBP: 0.438, SLG: 0.571	C FF 94 F FF 95 B SL 82 D SL 82 S SL 83 2-3 ③ K 1-2			X FF 94 0-0 1B	B SL 84 X FF 96 1-0 13 1B 1-H 2-H 3-H 2B		C FF 92 B SI 92 F SI 92 S SL 82 1-3 ① K		S SL 79 B SI 91 S SL 80 B SL 81 B SL 82 X SL 78 3-2 28 FC1-5 2B	5 0	0 0	3 0	3 0	0 0	2 0	1 0
13 Brett Lawrie, R (1, 5) OBP: 0.379, SLG: 0.618		B SL 79 B CH 87 F SI 93 X SI 94 2-1 ① G4-3		C CH 87 B SI 94 B CH 88 B FF 94 S FF 94 S FF 95 3-3 ① K	C SL 79 S SL 82 B SL 82 F SL 81 B FF 96 D SL 83 F CH 86 X FF 96 3-2 2-3 1B		B SL 80 C FC 90 B FF 90 C FC 91 B SL 82 F FF 91 S FC 92 3-3 ② K		I IN 76 I IN 78 I IN 78 I IN 77 4-0 28 FC1-5 8 1B IBB	4	1	1	0	1	2	1
28 Colby Rasmus, L (1, 8) OBP: 0.311, SLG: 0.411		C FF 94 B SI 93 B SL 82 C FF 95 S SL 82 2-3 ② K		B SL 82 C FF 94 S SL 83 S SL 83 1-3 ② K	C SL 81 S SL 82 X SL 83 0-2 ③ G1-3		B FF 92 F SL 82 B FF 93 T FF 93 F FF 94 S SL 84 2-3 ③ K2-3		X SL 80 0-0 ① FC1-5 8 1B 1-2 2-3f	5	0	0	0	0	3	5
9 J.P. Arencibia, R (1, 2) OBP: 0.277, SLG: 0.451 3 Dewayne Wise, L (8, PR) OBP: 0.232, SLG: 0.277 8 José Molina, R (9, 2) OBP: 0.357, SLG: 0.426		B FF 94 C FF 94 F SI 95 X FF 95 1-2 ③ P6		F SI 96 X CH 89 0-1 ③ F7		B SL 76 C SI 93 X SI 93 1-1 ① G6-3		B FC 89 C FC 89 C FC 91 B KC 80 X FC 91 2-2 14 FC4-6 2B	C CU 71 B SL 77 X SI 91 1-1 1-2 2-H 1B	4 0 1	0 0 0	1 0 1	0 0 1	0 0 0	0 0 0	1 0 0
2 Kelly Johnson, L (1, 4) OBP: 0.297, SLG: 0.411			C FF 94 S SL 82 B SL 82 X FF 95 1-2 14 F8 18 1B 10 G1-2-3 1B		C SL 79 B SL 82 X SI 93 1-1 10 BB 19 BB 26 2B 1B	S SI 93 B SL 81 X SL 82 1-1 19 BB 18 1B 1B		B FC 92 L FC 91 B FC 91 B FC 91 B FC 91 4-1 14 FC4-6 BB		3	1	3	0	1	0	0
Inning Stats	R: 1 E: 0 K: 2 S: 12 H: 2 LOB: 1 BB: 0 P: 17	R: 0 E: 0 K: 1 S: 8 H: 0 LOB: 0 BB: 0 P: 13	R: 0 E: 0 K: 0 S: 10 H: 2 LOB: 2 BB: 1 P: 19	R: 0 E: 0 K: 2 S: 9 H: 1 LOB: 1 BB: 0 P: 13	R: 3 E: 0 K: 2 S: 22 H: 3 LOB: 2 BB: 2 P: 38	R: 0 E: 0 K: 1 S: 17 H: 2 LOB: 3 BB: 1 P: 26	R: 0 E: 0 K: 3 S: 11 H: 0 LOB: 0 BB: 0 P: 17	R: 0 E: 0 K: 1 S: 11 H: 1 LOB: 3 BB: 2 P: 24	R: 1 E: 0 K: 0 S: 6 H: 2 LOB: 2 BB: 1 P: 14	1B: 10 2B: 3 3B: 0 HR: 0 SF: 0 SAC: 0 DP: 1 HBP: 0						WP: 0 PB: 0 SB: 1 CS: 0 PA: 44	

PITCHER		IP	WLS	BF	H	R	ER	SO	BB	IBB	HBP	BLK	WP	HR	S	P	ERA	WHIP
52 CC Sabathia, L ERA: 3.01	(1, 1)	5.2		30	10	4	4	8	4	0	0	0	0	0	73	120	6.35	2.471
38 Luis Ayala, R ERA: 1.79	(6, 1)	0.1		1	0	0	0	0	0	0	0	0	0	0	5	6	0.00	0.000
29 Rafael Soriano, R ERA: 3.93	(7, 1)	1.0		3	0	0	0	3	0	0	0	0	0	0	11	17	0.00	0.000
30 David Robertson, R ERA: 1.14	(8, 1)	1.0		6	1	0	0	1	1	1	0	0	0	0	11	24	0.00	2.000
48 Boone Logan, L ERA: 3.03	(9, 1)	0.1	L	3	1	1	1	0	0	1	0	0	0	0	4	11	27.00	3.000

PITCHER		IP	WLS	BF	H	R	ER	SO	BB	IBB	HBP	BLK	WP	HR	S	P	ERA	WHIP
53 Cory Wade, R ERA: 2.16	(9, 1)	0.0		1	1	0	0	0	0	0	0	0	0	0	2	3	∞	∞

BOTTOM

New York Yankees @ Toronto Blue Jays

Rogers Centre, Toronto, ON

Fri Sep 16 2011, 7:10 PM - 10:24 PM EDT

Att. 29,323 - Cloudy - 59 F

livebaseballscorecards.com

AB	37
R	5
H	13
RBI	5
BB	7
SO	12
LOB	29

Batter	1	2	3	4	5	6	7	8	9	AB	R	H	RBI	BB	SO	LOB
2 Derek Jeter, R (1, 6) OBP: 0.347, SLG: 0.378	C FF 97 B FF 96 X SI 94 1-1 G6-3		F SI 93 B FF 96 X SI 93 1-1 G6-3		B FF 93 F FF 93 B SI 94 F SI 93 B FF 94 X SI 94 3-2 G6-3		B FF 90 C FF 88 B CH 83 X CH 84 2-1 14 HR 1B		C FF 96 C FF 96 S SL 86 0-3 K	5	1	1	0	0	1	2
14 Curtis Granderson, L (1, 8) OBP: 0.371, SLG: 0.565	X SI 95 0-0 25 G4-6-3 1B			B CH 83 B SI 94 F SI 92 B SI 94 F SI 93 F CH 85 F CH 85 F FF 94 B CH 86 4-2 25 2B 24 SF BB		C SI 92 B SL 82 F SI 92 F SL 81 X SL 81 1-2 25 E 2B	B FF 89 S FF 89 B CU 70 S CH 82 F FF 90 F SL 83 F FF 89 F CH 83 F SL 83 2-2 F CU 72 F CU 76 X CH 84 1-H HR		C SL 84 F SL 84 B SL 84 B CH 88 B SI 96 B SL 85 4-2 BB	3	3	3	2	2	0	0
25 Mark Teixeira, S (1, 3) OBP: 0.337, SLG: 0.489	C SI 93 X SI 94 0-1 G4-6-3 1-2f			S SI 93 X SI 93 0-1 24 SF 1-3 2B		X SI 94 0-0 E8 24 WP 13 HR 2-H 1B	C CH 82 C FF 88 B SL 82 B SL 83 X FF 89 2-2 G5-3		F FF 94 B FF 95 1 SAFE X CU 82 1-1 F9	5	1	2	0	0	0	2
24 Robinson Canó, L (1, 4) OBP: 0.347, SLG: 0.533		B FF 94 X CH 86 1-0 B1-3		X SI 96 0-0 SF 33 F8 2-3 3-H		F SI 93 B FF 96 S CH 87 H FF 95 2-2 13 HR 2-3 HBP	F CU 70 X FF 90 0-1 G3			2	1	0	1	0	0	0
13 Alex Rodriguez, R (1, 5) OBP: 0.368, SLG: 0.484		C FF 95 S SI 95 B SI 93 B FF 95 B SI 95 X SI 94 3-2 33 G4-6-3 1B		C SI 94 F SI 95 B SI 94 X FF 93 1-2 G5-3		X SI 93 0-0 1-H 3-H HR	F SI 89 B FF 90 X FF 86 1-1 G5-3			4	1	2	3	0	0	2
33 Nick Swisher, S (1, 9) OBP: 0.375, SLG: 0.453 41 Chris Dickerson, L (8, 9) OBP: 0.371, SLG: 0.485		C SI 94 X CH 86 0-1 G4-6-3 1-2f		B SI 94 X SI 94 1-0 F8 2-3		F CH 83 F CH 81 X CH 86 0-2 G5-3		X FF 96 0-0 F8		4 0	0 0	0 0	0 0	0 0	0 0	3 0
63 Jesus Montero, R (1, 10) OBP: 0.349, SLG: 0.538			F SI 94 B SI 93 X SL 82 1-1 11 FC5-4 1B		C SL 77 F SI 92 B SI 94 C SL 80 1-3 K	X SL 81 0-0 F8		B SL 85 S FF 96 B FF 95 B FF 96 F SI 95 S FF 96 3-3 K		4	0	1	0	0	2	0
11 Brett Gardner, L (1, 7) OBP: 0.349, SLG: 0.379			C SI 92 C SI 93 B SI 93 B SI 94 X SI 93 2-2 FC5-4 71 G5-3 1-2f		C FF 94 B SL 82 B CH 85 X SI 93 2-1 3B	B CH 82 F SI 91 B CH 86 C SI 92 X SL 85 2-2 1B		B FF 96 B FF 95 X FF 95 2-1 G4-3		4	0	2	0	0	0	1
71 Austin Romine, R (1, 2) OBP: 0.143, SLG: 0.143 12 Eric Chavez, L (9, PH) OBP: 0.327, SLG: 0.379 55 Russell Martin, R (9, 2) OBP: 0.320, SLG: 0.407			C SI 94 B SI 93 C SI 93 D SI 94 1 SAFE F SI 93 X SI 94 2-2 G5-3 1-2		X FF 94 0-0 P4	X SI 90 0-0 G6-3			S CU 82 S SL 84 F SL 85 B FF 95 B CU 83 S FF 95 2-3 K	3 1 0	0 0 0	0 0 0	0 0 0	0 1 0	0 0 0	3 0 0
Inning Stats	R: 0 E: 0 K: 0 S: 5 H: 1 LOB: 0 BB: 0 P: 6	R: 0 E: 0 K: 0 S: 6 H: 1 LOB: 0 BB: 0 P: 10	R: 0 E: 0 K: 0 S: 11 H: 1 LOB: 0 BB: 0 P: 17	R: 1 E: 1 K: 0 S: 12 H: 1 LOB: 1 BB: 1 P: 18	R: 0 E: 0 K: 1 S: 9 H: 1 LOB: 1 BB: 0 P: 15	R: 4 E: 1 K: 0 S: 16 H: 4 LOB: 1 BB: 0 P: 21	R: 2 E: 0 K: 0 S: 19 H: 2 LOB: 0 BB: 0 P: 26	R: 0 E: 0 K: 1 S: 6 H: 0 LOB: 0 BB: 0 P: 11	R: 0 E: 0 K: 2 S: 11 H: 0 LOB: 1 BB: 1 P: 18	1B: 6 2B: 3 3B: 1 HR: 2 SF: 1 SAC: 0 DP: 3 HBP: 1						

TOP

New York Yankees @ Toronto Blue Jays

Rogers Centre, Toronto, ON

Sat Sep 17 2011, 1:09 PM - 3:58 PM EDT

Att. 39,288 - Partly Cloudy - 61 F

livebaseballscorecards.com

AB	35
R	7
H	11
RBI	6
BB	2
SO	4
LOB	13

WP: 1 PA: 39
PB: 0
SB: 0
CS: 0

PITCHER		IP	WLS	BF	H	R	ER	SO	BB	IBB	HBP	BLK	WP	HR	S	P	ERA	WHIP
37 Henderson Alvarez III, R ERA: 3.62	(1, 1)	6.0		27	9	5	5	1	1	0	1	0	1	1	59	87	7.50	1.667
33 Carlos Villanueva, R ERA: 4.13	(7, 1)	1.0	L	5	2	2	2	0	0	0	0	0	0	1	19	26	18.00	2.000
4 Kyle Drabek, R ERA: 5.47	(8, 1)	2.0		7	0	0	0	3	1	0	0	0	0	0	17	29	0.00	0.500

Batter	1	2	3	4	5	6	7	8	9	AB	R	H	RBI	BB	SO	LOB
18 Mike McCoy, R (1, 6) OBP: 0.313, SLG: 0.275	C FF 89 C SI 91 B SI 92 X FF 92 1-2 ① F8	X SI 92 0-0 ② SH3 2-3 3-H		B SI 90 C SI 90 X FF 93 1-1 E2 1-H 2-H 2B			C FF 93 S SL 87 X FF 94 0-2 ② G6-3			3	0	1	3	0	0	0
2 Kelly Johnson, L (1, 4) OBP: 0.295, SLG: 0.408	C FF 91 B SI 88 X FF 92 1-1 ② G4-3	B FF 93 S SL 84 F FF 93 C FF 92 1-3 ③ K		B FF 92 F SI 90 X FF 92 1-1 ③ P5			C SI 92 F CH 85 B FF 93 F CU 80 F FF 94 F FF 95 B CH 85 B SL 84 X CH 84 3-2 ③ F9			4	0	0	0	0	1	2
19 José Bautista, R (1, 9) OBP: 0.447, SLG: 0.625	C SI 90 F SL 85 B FF 91 X SI 90 1-2 ③ F8		C SI 89 X SI 90 0-1 ① G6-3		C SL 81 B FF 91 B SL 82 S FF 91 B FF 94 F FF 92 F FF 92 B SL 82 4-2 26 G6-4-3 BB			B FF 92 C FF 91 S SL 80 B FF 93 S FF 92 2-3 ① K		3	0	0	0	1	1	0
26 Adam Lind, L (1, 3) OBP: 0.298, SLG: 0.441		C SI 89 B FF 91 B FF 92 F SI 90 X FF 92 2-2 30 1B 28 2B 1B	C FF 91 B CH 80 F FF 93 X FF 92 1-2 ② P5		B FF 92 D SI 93 X FF 93 2-0 ①② G6-4-3 1-2f			B FF 92 C FF 92 B FF 92 F FF 92 S SL 84 2-3 ② K		4	1	1	0	0	1	1
30 David Cooper, L (1, 10) OBP: 0.311, SLG: 0.442		C SI 88 B SI 88 B SI 88 X SI 86 2-1 28 2B 13 G6-3 1-3 1B	C FF 91 C FF 92 C SI 90 0-3 ③ K		B FF 92 F SI 93 F FF 92 C FF 93 1-3 ③ K			B FF 92 B FF 92 F FF 92 B FF 94 C FF 92 F FF 94 S SL 82 3-3 K2-3		4	1	1	0	0	3	0
28 Colby Rasmus, L (1, 8) OBP: 0.313, SLG: 0.414		X SI 89 0-0 8 2B 1-3 3-H 2B		B FF 89 X SI 88 1-0 13 1B 18 E 1B		B SL 78 C SL 78 X FF 87 1-1 ① P5			C FC 91 F FC 91 B FC 92 B FC 92 F FC 92 C FC 90 2-3 ① K	4	2	2	1	0	1	0
13 Brett Lawrie, R (1, 5) OBP: 0.376, SLG: 0.607		B FF 93 B FF 93 C SI 90 B FF 92 X SI 91 3-1 ① G6-3 3-H		X SI 87 0-0 18 E 1-2 1B		C FF 85 B CH 81 X SL 78 1-1 ② F8			B FC 92 C FC 92 F FC 92 B FC 93 X FC 93 2-2 ② G3	4	1	1	1	0	0	1
39 Adam Loewen, L (1, 7) OBP: 0.421, SLG: 0.500 14 Eric Thames, L (8, 7) OBP: 0.308, SLG: 0.448		B FF 92 2 SAFE B FF 91 B SI 91 C FF 91 C FF 93 B SI 90 4-2 8 2B 18 SH3 BB		B SI 90 F FF 90 C FF 91 C FF 92 1-3 ① K		B SL 79 B FF 88 C FF 87 F FF 88 F FF 88 F FF 90 X SL 80 2-2 ③ G4-3			B FC 92 B FC 93 C FC 92 X FC 91 2-1 ③ F8	2 1	1 0	0 0	0 0	1 0	1 0	2 0
8 José Molina, R (1, 2) OBP: 0.358, SLG: 0.433 20 Mark Teahen, L (7, PH) OBP: 0.253, SLG: 0.295 9 J.P. Arencibia, R (8, 2) OBP: 0.277, SLG: 0.451		C SI 89 S SI 90 F SI 90 X SL 83 0-2 18 SH3 1-3 2-H 2B		F SI 89 F SI 91 F FF 93 X SL 84 0-2 ② L7			B FF 91 B SI 93 S FF 93 B CH 84 C FF 94 S FF 94 3-3 ① K			2 1 0	0 0 0	1 0 0	1 0 0	0 1 0	0 0 0	2 0 0
Inning Stats	R: 0 E: 0 K: 0 S: 8 H: 0 LOB: 0 BB: 0 P: 11	R: 4 E: 0 K: 1 S: 18 H: 4 LOB: 1 BB: 1 P: 30	R: 0 E: 0 K: 1 S: 8 H: 0 LOB: 0 BB: 0 P: 9	R: 2 E: 1 K: 1 S: 13 H: 3 LOB: 1 BB: 0 P: 17	R: 0 E: 0 K: 1 S: 8 H: 0 LOB: 0 BB: 1 P: 15	R: 0 E: 0 K: 0 S: 9 H: 0 LOB: 0 BB: 0 P: 13	R: 0 E: 0 K: 1 S: 12 H: 0 LOB: 0 BB: 0 P: 18	R: 0 E: 0 K: 3 S: 10 H: 0 LOB: 0 BB: 0 P: 17	R: 0 E: 0 K: 1 S: 9 H: 0 LOB: 0 BB: 0 P: 15	1B: 4 2B: 3 3B: 0 HR: 0 SF: 0 SAC: 1 DP: 1 HBP: 0						

PITCHER		IP	WLS	BF	H	R	ER	SO	BB	IBB	HBP	BLK	WP	HR	S	P	ERA	WHIP
40 Bartolo Colon, R ERA: 3.81	(1, 1)	4.0		20	7	6	6	3	1	0	0	0	0	0	47	67	13.50	2.000
41 Scott Proctor, R ERA: 6.31	(5, 1)	1.0		3	0	0	0	1	1	0	0	0	0	0	8	15	0.00	1.000
22 Aaron Laffey, L ERA: 4.15	(6, 1)	1.0	W	3	0	0	0	0	0	0	0	0	0	0	9	13	0.00	0.000
64 Hector Noesí, R ERA: 4.01	(7, 1)	1.0	H	3	0	0	0	1	0	0	0	0	0	0	12	18	0.00	0.000
29 Rafael Soriano, R ERA: 3.82	(8, 1)	1.0	H	3	0	0	0	3	0	0	0	0	0	0	10	17	0.00	0.000

PITCHER		IP	WLS	BF	H	R	ER	SO	BB	IBB	HBP	BLK	WP	HR	S	P	ERA	WHIP
42 Mariano Rivera, R ERA: 2.02	(9, 1)	1.0	S	3	0	0	0	1	0	0	0	0	0	0	9	15	0.00	0.000

BOTTOM

New York Yankees @ Toronto Blue Jays

Rogers Centre, Toronto, ON

Sat Sep 17 2011, 1:09 PM - 3:58 PM EDT
Att. 39,288 - Partly Cloudy - 61 F

livebaseballscorecards.com

AB	32
R	6
H	7
RBI	6
BB	2
SO	9
LOB	8

PA: 35

WP: 0
PB: 0
SB: 0
CS: 0

Batter	1	2	3	4	5	6	7	8	9	AB	R	H	RBI	BB	SO	LOB
11 Brett Gardner, L (1, 8) OBP: 0.346, SLG: 0.376	B FF 95 C FF 96 C SL 86 B SL 85 X SL 90 2-2 G6-3		F SL 88 F KC 83 B SL 89 B FF 94 B KC 84 S FF 94 3-3 K			B KC 83 L SL 87 C FF 94 X SL 88 1-2 F7			C FF 92 B FF 93 T FF 93 F CU 79 F FF 95 X 1-2 L6	4	0	0	0	0	1	0
26 Eduardo Núñez, R (1, 4) OBP: 0.307, SLG: 0.375	C FF 95 F SL 91 F SL 90 F FF 98 B SL 92 X SL 89 1-2 13 CS 24 BB 1B		B SL 88 S SL 88 X KC 84 1-1 F7			C FF 93 B SI 92 B FS 89 C SL 89 X FF 94 2-2 1B			B FS 86 S FF 94 C FF 94 X FF 94 1-2 2B	4	0	3	0	0	0	0
24 Robinson Canó, L (1, 10) OBP: 0.346, SLG: 0.531	B FF 95 1 SAFE 1 SAFE C FF 93 C FF 94 B FF 95 B FF 95 1 SAFE B FF 95 4-2 13 CS 1-2 BB			C FF 91 X SI 91 0-1 F7			X FF 91 0-0 L9		C S FS 84 F SL 95 X CU 80 0-2 F8	3	0	0	0	1	0	1
13 Alex Rodriguez, R (1, 5) OBP: 0.364, SLG: 0.479	C FS 84 F FF 96 F FF 96 D SL 90 X SL 90 1-2 F9 1-2 2-3			B KC 82 F FS 89 B SL 86 B SL 89 X SL 90 3-1 F9			C SL 87 X KC 84 0-1 F8		S SI 94 S FS 87 B FF 96 C FF 97 1-3 K	4	0	0	0	0	1	3
33 Nick Swisher, S (1, 9) OBP: 0.373, SLG: 0.451		B FF 93 B FF 93 C SL 89 F SL 88 X FF 95 2-2 F7		S SI 94 X FF 94 0-1 F7			C KC 83 C SL 84 F FF 95 F SL 87 B SL 86 F FF 95 B SL 89 S SL 89 2-3 K			3	0	0	0	0	1	0
12 Eric Chavez, L (1, 3) OBP: 0.321, SLG: 0.371		C SL 85 S SL 86 F SL 87 B FF 96 B SL 89 C FF 96 2-3 K			S SI 92 X SL 89 0-1 G4-3			X SL 86 0-0 F8		3	0	0	0	0	1	0
55 Russell Martin, R (1, 2) OBP: 0.320, SLG: 0.407		F SL 89 X SL 89 0-1 1B			B SL 89 C SL 88 F KC 82 F SL 88 S FF 96 1-3 K			X SL 88 0-0 G1-3		3	0	1	0	0	1	0
41 Chris Dickerson, L (1, 7) OBP: 0.368, SLG: 0.472		C SI 95 B FF 95 F KC 84 S FF 95 1-3 K			S SI 90 F FF 95 S FF 95 0-3 K			C FF 92 C SI 92 F FF 94 X FF 94 0-2 1B		3	0	1	0	0	2	1
19 Ramiro Pena, S (1, 6) OBP: 0.121, SLG: 0.167			F SI 91 B SL 90 F SL 90 F FF 94 F SL 88 C FF 94 1-3 K			B SL 85 B SL 87 C FF 91 C SI 92 X FF 94 2-2 G1-3		F SL 88 F KC 84 S SL 88 0-3 K		3	0	0	0	0	2	1
Inning Stats	R: 0 E: 0 K: 0 S: 14 H: 1 LOB: 1 BB: 1 P: 22	R: 0 E: 0 K: 2 S: 12 H: 1 LOB: 1 BB: 0 P: 17	R: 0 E: 0 K: 2 S: 10 H: 0 LOB: 0 BB: 0 P: 15	R: 0 E: 0 K: 0 S: 6 H: 0 LOB: 0 BB: 0 P: 9	R: 0 E: 0 K: 2 S: 9 H: 0 LOB: 0 BB: 0 P: 10	R: 0 E: 0 K: 0 S: 9 H: 1 LOB: 1 BB: 0 P: 14	R: 0 E: 0 K: 1 S: 9 H: 0 LOB: 0 BB: 0 P: 11	R: 0 E: 0 K: 1 S: 9 H: 1 LOB: 1 BB: 0 P: 9	R: 0 E: 0 K: 1 S: 15 H: 1 LOB: 1 BB: 0 P: 18	1B: 4 2B: 1 3B: 0 HR: 0 SF: 0 SAC: 0 DP: 0 HBP: 0						

PITCHER		IP	WLS	BF	H	R	ER	SO	BB	IBB	HBP	BLK	WP	HR	S	P	ERA	WHIP
23 Brandon Morrow, R ERA: 4.98	(1, 1)	8.0	W	27	4	0	0	8	1	0	0	0	0	0	78	107	0.00	0.625
50 Frank Francisco, R ERA: 3.7	(9, 1)	1.0	S	4	1	0	0	1	0	0	0	0	0	0	15	18	0.00	1.000

PITCHER	IP	WLS	BF	H	R	ER	SO	BB	IBB	HBP	BLK	WP	HR	S	P	ERA	WHIP

TOP

New York Yankees @ Toronto Blue Jays

Rogers Centre, Toronto, ON

Sun Sep 18 2011, 1:09 PM - 3:52 PM EDT

Att. 34,657 - Partly Cloudy - 64 F

livebaseballscorecards.com

AB	30
R	0
H	5
RBI	0
BB	1
SO	9
LOB	6

WP: 0 PA: 31
PB: 0
SB: 0
CS: 2

BOTTOM

Batter	1	2	3	4	5	6	7	8	9	AB	R	H	RBI	BB	SO	LOB
18 Mike McCoy, R (1, 6) OBP: 0.313, SLG: 0.276	B SI 86 B SI 86 X SI 86 2-0 L6		C SI 87 B CU 70 S SL 79 B CH 80 S FS 78 2-3 K		B FS 84 X SL 80 1-0 E1 26 BB 19 1B 1-3 1B		X FF 92 0-0 SH2-3 2-3			3	0	1	0	0	1	0
14 Eric Thames, L (1, 7) OBP: 0.305, SLG: 0.445 30 David Cooper, L (7, PH) OBP: 0.323, SLG: 0.442 3 Dewayne Wise, L (7, PR) OBP: 0.232, SLG: 0.277 (8, 7)	C CU 72 B SI 87 B SI 87 X CU 74 2-1 G1-3		B SI 88 C CU 73 F CU 74 X SL 82 1-2 G4-3		F SI 88 1 SAFE X CH 79 0-1 SF8 3-H		B FF 92 F FF 92 F FF 93 B FF 93 D SL 83 F FF 95 B FF 93 4-2 10 FC5 19 WP BB			2	0	0	1	0	0	0
										0	0	0	0	1	0	0
										0	0	0	0	0	0	0
19 José Bautista, R (1, 9) OBP: 0.448, SLG: 0.623	C CU 70 F FS 79 B SL 81 X SL 81 1-2 G3			C SL 81 B SL 82 B FS 79 F CH 78 X CH 80 2-2 P6	B SI 90 X SI 89 1-0 26 BB 1-2 1B		B FF 94 B SL 84 I IN 88 I IN 90 4-0 10 FC5 1-2 IBB			3	0	1	0	1	0	0
26 Adam Lind, L (1, 10) OBP: 0.301, SLG: 0.455		C SI 86 B SI 86 C CH 80 X FS 78 1-2 HR		B SI 88 C SI 87 C SI 88 B FF 88 X FS 86 2-2 HR	B FF 85 B SL 78 C FF 88 B FF 88 C FF 87 B SL 80 4-2 1-2 2-3 BB		S CU 77 S CU 78 B SI 88 F SI 89 C SI 88 1-3 K			3	2	2	2	1	1	3
10 Edwin Encarnación, R (1, 3) OBP: 0.337, SLG: 0.459		C SI 88 F SI 86 F CH 80 B FS 80 F SL 79 B CH 79 B CH 82 B SI 89 4-2 2 CS BB		B CU 72 X SI 89 1-0 2 G4-3 1B	C SI 89 B FF 90 B CH 84 C SI 90 X SL 84 2-2 F8		B SI 87 C FF 88 S CU 78 X CU 78 1-2 2-3f FC5			3	0	1	0	1	0	6
2 Kelly Johnson, L (1, 4) OBP: 0.295, SLG: 0.406		C CU 73 B CU 73 1 SAFE B SI 87 B SI 87 F SL 81 F FS 78 B CH 82 4-2 28 S 1-2 BB		B SI 88 F CH 82 1 SAFE B SI 87 B CU 72 S CH 81 X CH 82 3-2 G4-3 1-2	C CH 83 B SL 86 B CH 88 S SI 85 B SI 90 S SI 89 3-3 K			X CU 76 0-0 G4-3		3	0	0	0	1	1	1
13 Brett Lawrie, R (1, 5) OBP: 0.373, SLG: 0.597		1 SAFE C SI 88 S SL 80 1 SAFE S FS 79 0-3 K		B SL 83 C SL 80 S FS 79 B CH 80 S FS 81 2-3 K	C SL 85 B CU 78 X SI 90 1-1 L6			B FF 88 C SI 87 B FF 87 X CU 75 2-1 9 CS 1B		4	0	1	0	0	2	2
28 Colby Rasmus, L (1, 8) OBP: 0.310, SLG: 0.410		C CU 71 S FS 78 D FS 79 B SI 88 F FS 80 F FS 80 F SL 84 B SI 87 F CH 80 3-2 X CH 80 P5 1-2			B SI 87 X SI 87 1-0 F8	B FF 90 B SI 88 X FF 89 2-0 G4-3		D C SI 88 C SI 88 C CU 78 1-3 K		4	0	0	0	0	1	2
9 J.P. Arencibia, R (1, 2) OBP: 0.280, SLG: 0.454			B SI 86 C SI 86 F SI 87 B SI 88 S CH 79 2-3 K		C SI 88 B FS 78 S FS 78 B CH 79 B CH 79 B SI 88 4-2 18 E 18 1B 14 SF8 BB		F FF 92 X FF 93 0-1 18 SH2-3 2B	B FF 90 1-0 CS 1-2		2	1	1	0	1	1	0
Inning Stats	R: 0 E: 0 K: 0 S: 6 H: 0 LOB: 0 BB: 0 P: 11	R: 1 E: 0 K: 1 S: 20 H: 1 LOB: 1 BB: 2 P: 32	R: 0 E: 0 K: 2 S: 9 H: 0 LOB: 0 BB: 0 P: 14	R: 1 E: 0 K: 1 S: 13 H: 2 LOB: 1 BB: 0 P: 23	R: 1 E: 1 K: 0 S: 12 H: 2 LOB: 3 BB: 2 P: 25	R: 0 E: 0 K: 1 S: 6 H: 0 LOB: 0 BB: 0 P: 12	R: 0 E: 0 K: 1 S: 13 H: 1 LOB: 3 BB: 2 P: 23	R: 0 E: 0 K: 1 S: 6 H: 1 LOB: 0 BB: 0 P: 10		1B: 4 2B: 1 3B: 0 HR: 2 SF: 1 SAC: 1 DP: 0 HBP: 0		WP: 1 PB: 0 SB: 1 CS: 2 PA: 36		

PITCHER		IP	WLS	BF	H	R	ER	SO	BB	IBB	HBP	BLK	WP	HR	S	P	ERA	WHIP
36 Freddy Garcia, R ERA: 3.77	(1, 1)	4.2	L	21	5	3	3	4	3	0	0	0	0	2	55	94	5.79	1.714
22 Aaron Laffey, L ERA: 4.15	(5, 1)	0.0		1	0	0	0	0	1	0	0	0	0	0	2	6	∞	∞
38 Luis Ayala, R ERA: 1.74	(5, 1)	1.1		4	0	0	0	1	0	0	0	0	0	0	9	17	0.00	0.000
41 Scott Proctor, R ERA: 6.25	(7, 1)	0.1		4	1	0	0	0	1	1	0	0	1	0	6	14	0.00	6.000
61 Raul Valdes, L ERA: 2.7	(7, 1)	1.1		5	1	0	0	2	0	0	0	0	0	0	13	18	0.00	0.750

PITCHER		IP	WLS	BF	H	R	ER	SO	BB	IBB	HBP	BLK	WP	HR	S	P	ERA	WHIP
70 George Kontos, R ERA: 5.4	(8, 1)	0.1		0	0	0	0	0	0	0	0	0	0	0	0	1	0.00	0.000

New York Yankees @ Toronto Blue Jays

Rogers Centre, Toronto, ON

Sun Sep 18 2011, 1:09 PM - 3:52 PM EDT

Att. 34,657 - Partly Cloudy - 64 F

livebaseballscorecards.com

AB	27
R	3
H	7
RBI	3
BB	6
SO	7
LOB	14

Batter	1	2	3	4	5	6	7	8	9	10	AB	R	H	RBI	BB	SO	LOB
13 Maicer Izturis, S (1, 5) OBP: 0.336, SLG: 0.392	C FF 90 X SI 92 0-1 G5-3 ①		C SI 92 C SI 93 B FF 93 X CU 77 1-2 G4-3 ③			C FF 91 B SI 92 X SI 92 1-1 G3-1 ①		X SI 92 0-0 G1-3 ③			4	0	0	0	0	0	0
53 Bobby Abreu, L (1, 10) OBP: 0.357, SLG: 0.364	B FF 89 B SI 90 C SI 92 X SI 92 2-1 G6-3 ②			B FF 90 C FF 92 X CH 84 1-1 G4-3 ①		B SI 90 F SI 92 C FF 94 B FF 90 F CH 87 B FF 95 F FC 93 X CH 85 3-2 48 FC4 1B			C FF 91 B CU 79 F FF 93 B FF 94 B CU 78 X FF 94 3-2 G4-3 ①		4	0	1	0	0	0	0
47 Howie Kendrick, R (1, 4) OBP: 0.340, SLG: 0.467	F SI 92 S SI 88 X CH 87 0-2 G5-3 ③			B CU 75 X CH 84 1-0 G5-3 ②		D CH 85 D SI 92 C SI 92 F FF 93 1 SAFE S CH 84 2-3 K ②			B CH 87 B FF 93 B FF 93 C FF 92 X FF 92 3-1 G6-3 ②		4	0	0	0	0	1	1
48 Torii Hunter, R (1, 9) OBP: 0.337, SLG: 0.421		C FF 91 F SI 92 B SI 89 B CH 86 F FF 93 B SI 93 F CH 86 X FF 93 3-2 HR		B SI 92 F FF 92 X FF 93 1-1 F8 ③		X SI 92 0-0 FC4 ③ 1-2f			B FF 93 X FF 93 1-0 1B		4	1	2	1	0	0	1
44 Mark Trumbo, R (1, 3) OBP: 0.296, SLG: 0.482		X FF 94 0-0 G6-3 ①			B FF 92 C CH 86 S CH 87 X FF 92 1-2 HR		B FC 92 C FF 92 F FF 92 S CU 76 1-3 K2-3 ①		F FF 94 B CH 85 F FF 92 S CU 79 1-3 K2-3 ③		4	1	1	1	0	2	1
10 Vernon Wells, R (1, 7) OBP: 0.254, SLG: 0.409		B FF 93 C SI 93 F FF 92 X FF 94 1-2 G5-3 ②			B FF 95 X FF 93 1-0 25 G6-4-3 1B		B SI 92 B CH 86 C FF 92 B CH 86 X FC 94 3-1 F8 ②			B FF 91 C FF 93 F FF 92 X FF 92 1-2 25 SH1-4 2B	4	0	2	0	0	0	0
25 Peter Bourjos, R (1, 8) OBP: 0.319, SLG: 0.426		X CH 86 0-0 G6-3 ③			C FF 91 X FF 92 0-1 G6-4-3 ①② 1-2f		B CU 76 S CH 85 F CH 87 S CU 78 1-3 K2-3 ③			X SI 93 0-0 SH1-4 ① 2-3	3	0	0	0	0	1	1
2 Erick Aybar, S (1, 6) OBP: 0.319, SLG: 0.426			X SI 91 0-0 G6-3 ①		B SI 92 C SI 92 L SI 92 X FC 93 1-2 46 FC6 1B			B FF 90 C FF 89 X FF 91 1-1 G4-3 ①		C CU 78 B FF 92 S FF 91 B FF 92 S FF 92 2-3 K ②	4	0	1	0	0	1	1
46 Bobby Wilson, R (1, 2) OBP: 0.261, SLG: 0.293 6 Alberto Callaspo, S (10, PH) OBP: 0.360, SLG: 0.362 5 Jeff Mathis, R (10, 2) OBP: 0.235, SLG: 0.272			C SI 91 F FF 94 B CU 76 F FF 94 B CU 75 X FF 93 2-2 G1-3 ②		F FF 94 X SI 93 0-1 FC6 ③ 1-2f			F CH 84 F CH 84 S CH 86 0-3 K2-3 ②		F FF 92 B FC 92 B FF 94 X CU 77 2-1 G5-3 ③	3 1 0	0 0 0	0 0 0	0 0 0	0 0 0	1 0 0	1 1 0
Inning Stats	R: 0 E: 0 K: 0 S: 7 H: 0 LOB: 0 BB: 0 P: 9	R: 1 E: 0 K: 0 S: 10 H: 1 LOB: 0 BB: 0 P: 14	R: 0 E: 0 K: 0 S: 8 H: 0 LOB: 0 BB: 0 P: 11	R: 0 E: 0 K: 0 S: 5 H: 0 LOB: 0 BB: 0 P: 8	R: 1 E: 0 K: 0 S: 11 H: 3 LOB: 1 BB: 0 P: 14	R: 0 E: 0 K: 1 S: 11 H: 1 LOB: 1 BB: 0 P: 17	R: 0 E: 0 K: 2 S: 8 H: 0 LOB: 0 BB: 0 P: 13	R: 0 E: 0 K: 1 S: 6 H: 0 LOB: 0 BB: 0 P: 7	R: 0 E: 0 K: 1 S: 9 H: 1 LOB: 1 BB: 0 P: 17	R: 0 E: 0 K: 1 S: 9 H: 1 LOB: 1 BB: 0 P: 14	1B: 4 2B: 1 3B: 0 HR: 2	SF: 0 SAC: 1 DP: 1 HBP: 0			WP: 0 PB: 0 SB: 0 CS: 0	PA: 36		

PITCHER	IP	WLS	BF	H	R	ER	SO	BB	IBB	HBP	BLK	WP	HR	S	P	ERA	WHIP
24 Ricky Romero, L (1, 1) ERA: 2.98	9.0		32	6	2	2	5	0	0	0	0	0	2	75	110	2.00	0.667
44 Casey Janssen, R (10, 1) ERA: 1.9	1.0	W	4	1	0	0	1	0	0	0	0	0	0	9	14	0.00	1.000

PITCHER	IP	WLS	BF	H	R	ER	SO	BB	IBB	HBP	BLK	WP	HR	S	P	ERA	WHIP

TOP

Los Angeles Angels @ Toronto Blue Jays

Rogers Centre, Toronto, ON

Mon Sep 19 2011, 7:08 PM - 9:58 PM EDT

Att. 11,178 - Roof Closed - 68 F

livebaseballscorecards.com

AB	35
R	2
H	7
RBI	2
BB	0
SO	6
LOB	7

Batter	1	2	3	4	5	6	7	8	9	10	AB	R	H	RBI	BB	SO	LOB
18 Mike McCoy, R (1, 6) OBP: 0.304, SLG: 0.267	C SI 90 B SI 91 B FC 88 X SI 91 2-1 G5-3		M SI 91 M SI 91 S FC 87 0-3 K	B SI 89 S FC 86 S FC 86 F FC 86 B SL 80 2-2 CS 1-2	X FC 88 0-0 L5			B FF 89 C CH 79 S CH 81 B FF 90 F CH 81 C FF 90 2-3 K		B SI 87 C SI 88 F SI 89 B SI 89 X SI 89 2-2 E6 19 FC5-4 14 1B 26 FC9	5	1	0	0	0	2	1
14 Eric Thames, L (1, 7) OBP: 0.313, SLG: 0.449	C SI 91 B FF 90 X SI 92 1-1 26 FC3-6 19 1B 1B		B FF 91 B SI 91 F CH 83 C SI 91 X FC 88 2-2 G6-3 2-3		C CH 83 F FC 88 B SI 91 F SI 91 X SL 82 1-2 1B			B SL 80 C SL 81 S FF 90 B FF 90 B SL 81 F FF 91 B FF 90 4-2 19 FC4-6 BB		1 SAFE B SI 89 1 SAFE C SI 88 F SI 88 F SI 88 X SI 89 1-2 19 FC5-4 1B 1-2	4	0	3	0	1	0	1
19 José Bautista, R (1, 9) OBP: 0.447, SLG: 0.620	C SI 90 S FC 88 1 SAFE X FC 88 0-2 26 FC3-6 1-2 1B		B FC 86 B FC 86 S FC 86 B FC 87 B SI 90 4-1 BB		F FC 89 F SI 93 S FF 92 0-3 K			1 SAFE B FF 92 C SI 92 C SI 93 X SL 88 1-2 FC4-6 1-2f		B SI 88 X SI 89 1-0 FC5-4 26 FC9 1-2f 2-3	4	0	1	0	1	1	3
26 Adam Lind, L (1, 10) OBP: 0.298, SLG: 0.450	B SI 91 X SI 90 1-0 FC3-6 1-2f 2-3		B CH 82 F CH 83 B CH 82 B CU 78 X CH 82 3-1 P2			C CH 82 X FC 88 0-1 G3		C SI 92 X FS 87 0-1 G3		B CU 74 B CU 75 X CU 75 2-0 FC9 1-2 3-H	5	0	0	1	0	0	6
10 Edwin Encarnación, R (1, 3) OBP: 0.338, SLG: 0.459 3 Dewayne Wise, L (9, PR) OBP: 0.232, SLG: 0.277 (10, 8)	B FC 87 F FC 87 X FC 87 1-1 G4-3			B FC 87 F FC 87 B SI 91 B FC 87 C SI 92 F FC 88 B CH 85 4-2 13 BB 2 E 28 G3-2-3 BB		C SI 90 B SI 91 X CH 82 1-1 G6-3			C SI 91 X SL 87 0-1 13 SH1-4 2 1B 1B		3 0	0 0	1 0	0 0	1 0	0 0	2 0
2 Kelly Johnson, L (1, 4) OBP: 0.296, SLG: 0.406		B SI 91 C SI 90 B FC 88 X SI 91 2-1 13 CS 1B		B SI 90 C FC 86 B CH 81 X CH 82 2-1 FC1 28 G3-2-3 13 BB 9 1B 1-2		X CH 82 0-0 F7			M SI 88 X SI 88 0-1 13 SH1-4 1-2 1B		4	1	2	0	0	0	1
13 Brett Lawrie, R (1, 5) OBP: 0.372, SLG: 0.589		1 SAFE P PO 82 1 SAFE C FC 88 S FC 88 B SL 81 X FC 89 2-2 F9 1-2		B FC 88 B FC 87 B SI 90 D FF 90 4-0 28 G3-2-3 9 1B 1-2 2-3 BB			B X FC 87 1-0 P3		X SI 88 0-0 SH1-4 1-2 2-3	2	1	0	0	1	0	1
28 Colby Rasmus, L (1, 8) OBP: 0.308, SLG: 0.407 8 José Molina, R (9, PH) OBP: 0.356, SLG: 0.430 30 David Cooper, L (10, 3) OBP: 0.323, SLG: 0.442		C SI 91 B FC 88 S FC 88 S SL 80 1-3 K		B CH 84 X CH 83 1-0 G3-2-3 1-2 2-3 3-Hf			X FF 89 0-0 L4		S SI 88 B SI 89 T SI 88 C CU 75 1-3 K	3 1 0	0 0 0	0 0 0	0 0 0	0 0 0	1 1 0	3 3 0
9 J.P. Arencibia, R (1, 2) OBP: 0.282, SLG: 0.457			B FC 86 C FC 86 X SI 91 1-1 14 G6-3 2B	D FC 87 X FC 86 1-0 18 CS 2-H 3-H 1B			B CU 68 S CH 79 S CH 81 X CH 82 1-2 F7		F SI 90 D CU 75 X SI 90 1-1 L9	4	0	2	2	0	0	3
Inning Stats	R: 0 E: 0 K: 0 S: 10 H: 2 LOB: 2 BB: 0 P: 15	R: 0 E: 0 K: 1 S: 9 H: 1 LOB: 0 BB: 0 P: 13	R: 0 E: 0 K: 1 S: 11 H: 1 LOB: 2 BB: 1 P: 21	R: 2 E: 1 K: 0 S: 10 H: 1 LOB: 0 BB: 2 P: 24	R: 0 E: 0 K: 1 S: 8 H: 1 LOB: 0 BB: 0 P: 9	R: 0 E: 0 K: 0 S: 5 H: 0 LOB: 0 BB: 0 P: 6	R: 0 E: 0 K: 0 S: 5 H: 0 LOB: 0 BB: 0 P: 7	R: 0 E: 0 K: 1 S: 12 H: 0 LOB: 1 BB: 1 P: 19	R: 0 E: 0 K: 1 S: 10 H: 2 LOB: 3 BB: 0 P: 12	R: 1 E: 1 K: 0 S: 9 H: 1 LOB: 2 BB: 0 P: 15	1B: 8 2B: 1 3B: 0 HR: 0 SF: 0 SAC: 1 DP: 1 HBP: 0	WP: 0 PB: 0 SB: 0 CS: 2 PA: 41					

PITCHER		IP	WLS	BF	H	R	ER	SO	BB	IBB	HBP	BLK	WP	HR	S	P	ERA	WHIP
57 Jerome Williams, R ERA: 3.22	(1, 1)	6.1		25	6	2	0	3	3	0	0	0	0	0	54	90	0.00	1.421
21 Hisanori Takahashi, L ERA: 3.52	(7, 1)	1.0		4	0	0	0	1	1	0	0	0	0	0	11	18	0.00	1.000
38 Bobby Cassevah, R ERA: 2.52	(8, 1)	0.2		3	1	0	0	0	0	0	0	0	0	0	7	8	0.00	1.500
37 Scott Downs, L ERA: 1.25	(9, 1)	1.1	L	8	2	1	0	1	0	0	0	0	0	0	17	25	0.00	1.500

PITCHER	IP	WLS	BF	H	R	ER	SO	BB	IBB	HBP	BLK	WP	HR	S	P	ERA	WHIP

BOTTOM

Los Angeles Angels @ Toronto Blue Jays

Rogers Centre, Toronto, ON

Mon Sep 19 2011, 7:08 PM - 9:58 PM EDT

Att. 11,178 - Roof Closed - 68 F

livebaseballscorecards.com

AB	35
R	3
H	9
RBI	3
BB	4
SO	5
LOB	24

Batter	1	2	3	4	5	6	7	8	9	AB	R	H	RBI	BB	SO	LOB
25 Peter Bourjos, R (1, 8) OBP: 0.322, SLG: 0.430	C CH 87 F FF 88 S FF 89 0-3 K ①		X CH 77 0-0 B2-3 ② B CU 74 F CH 78 F CU 76 F CH 76 X FF 88 1-2 47 2B 2B	S CU 84 D CU 82 M SL 84 F FF 96 X CU 83 1-2 6 E 6 WP 6 SF8 1B 3-H		C FF 93 S FC 90 B FF 92 F FC 90 X CU 83 1-2 6 2B 2B		X SI 91 0-0 6 G4-3 1B		5	2	3	0	0	1	0
6 Alberto Callaspo, S (1, 5) OBP: 0.362, SLG: 0.370	B FF 90 X SI 88 1-0 1B		B SI 93 1 SAFE B FF 94 2 SAFE X FF 94 2-0 SF8 ② 1-H			B FF 94 B SI 93 X SI 94 2-0 48 G4-6-3 2-H 2B		1 SAFE 1 SAFE 1 SAFE C SL 79 X SI 91 0-1 G4-3 ② 1-2		4	1	3	2	0	0	1
47 Howie Kendrick, R (1, 4) OBP: 0.342, SLG: 0.469	B CH 76 B FF 86 C FF 88 C CU 76 S CU 77 2-3 K ②		S CH 77 S CH 77 F CU 76 F FF 88 X CH 78 0-2 48 S 44 1B 2-H 2B	C SL 85 C SI 95 X CU 82 0-2 48 1B 44 HR 1B		B FC 91 B FF 93 B FF 94 B FF 93 4-0 48 G4-6-3 BB		B SL 80 X SL 80 1-0 F9 ③		4	2	2	1	1	1	2
48 Torii Hunter, R (1, 10) OBP: 0.339, SLG: 0.422	C FF 86 C CH 86 F FF 88 S CU 78 0-3 K ③		B CH 78 F FC 86 B CH 79 F CH 77 F CU 76 F CH 77 B CU 78 F CU 76 B FF 87 4-2 44 1B 10 2B 2-3 BB	C SI 94 B FF 94 B FF 94 X FF 94 2-1 44 HR 1-2 1B		C CH 84 F CH 84 B SI 86 X SL 80 1-2 G4-6-3 ①② 1-2f 2-3			B SI 89 C SI 90 B SL 82 X SI 90 2-1 44 G4-3 1B	4	2	2	0	1	1	3
44 Mark Trumbo, R (1, 3) OBP: 0.297, SLG: 0.487		C CH 78 X CH 78 0-1 G6-3 ① B CU 79 B FF 86 D CH 77 1 SAFE C CH 78 X CH 79 3-1 10 2B 1-3 3-H 1B	X FF 94 0-0 1-H 2-H HR		B CH 83 C SL 81 F CH 84 B SL 80 F SL 80 S SL 81 2-3 K ③			C SI 89 X SI 88 0-1 G4-3 ①② 1-2f	5	1	2	4	0	1	2
10 Vernon Wells, R (1, 7) OBP: 0.255, SLG: 0.418		C FF 87 X SI 86 0-1 HR	B SL 84 X SI 87 1-0 1-3 3-H 2B	C FF 95 B FF 95 B FF 92 X FC 92 2-1 F8 ③			B FF 91 C SL 79 X SI 91 1-1 F7 ①		C SL 83 X SI 92 0-1 G6-3 ③	5	1	2	2	0	0	0
27 Mike Trout, R (1, 9) OBP: 0.267, SLG: 0.391		C FF 89 C CH 80 X CU 77 0-2 F9 ② C CH 76 3 SAFE X CU 75 0-1 G6-3 ③		B FF 93 B FC 91 B FF 93 C FC 93 X FF 94 3-1 F9 ①		C FF 91 F SL 80 B SL 81 S SL 82 1-3 K ②			4	0	0	0	0	1	2
2 Erick Aybar, S (1, 6) OBP: 0.320, SLG: 0.427		B FF 88 F FF 88 L CH 79 B CU 78 B CH 78 F CH 80 B FF 89 4-2 46 CS BB		X FF 94 0-0 46 SH1-4 25 S 2B	B SI 94 X CH 88 1-0 G4-3 ②		C SI 92 C SL 80 B FF 92 S SL 82 1-3 K ③			3	1	1	0	1	1	0
46 Bobby Wilson, R (1, 2) OBP: 0.254, SLG: 0.284		F FF 87 1 SAFE S CH 79 0-2 CS ③ 1-2	F CH 83 F FF 86 F SL 80 F FF 87 B CH 77 X CH 80 1-2 G5-3 ①	L SI 94 X FF 93 0-1 SH1-4 ① 2-3	B FC 92 B FC 91 X FF 94 2-0 G6-3 ③			C SL 80 C SL 79 B FF 91 S SL 82 1-3 K ①		3	0	0	0	0	1	0
Inning Stats	R: 0 E: 0 K: 3 S: 11 H: 1 LOB: 1 BB: 0 P: 14	R: 1 E: 0 K: 0 S: 12 H: 1 LOB: 0 BB: 1 P: 16	R: 3 E: 0 K: 0 S: 25 H: 4 LOB: 2 BB: 1 P: 35	R: 5 E: 1 K: 0 S: 16 H: 5 LOB: 0 BB: 0 P: 23	R: 0 E: 0 K: 0 S: 4 H: 0 LOB: 0 BB: 0 P: 10	R: 1 E: 0 K: 1 S: 12 H: 2 LOB: 1 BB: 1 P: 22	R: 0 E: 0 K: 2 S: 8 H: 0 LOB: 0 BB: 0 P: 11	R: 0 E: 0 K: 1 S: 7 H: 1 LOB: 1 BB: 0 P: 9	R: 0 E: 0 K: 0 S: 6 H: 1 LOB: 0 BB: 0 P: 8	1B: 7 2B: 6 3B: 0 HR: 2 SF: 1 SAC: 1 DP: 2 HBP: 0						

TOP

Los Angeles Angels @ Toronto Blue Jays

Rogers Centre, Toronto, ON

Tue Sep 20 2011, 7:08 PM - 10:13 PM EDT

Att. 13,514 - Clear - 68 F

livebaseballscorecards.com

AB	37
R	10
H	15
RBI	9
BB	3
SO	7
LOB	10

WP: 1 PA: 43
PB: 0
SB: 2
CS: 1

PITCHER		IP	WLS	BF	H	R	ER	SO	BB	IBB	HBP	BLK	WP	HR	S	P	ERA	WHIP
27 Brett Cecil, L ERA: 4.56	(1, 1)	3.0	L	16	6	4	4	3	2	0	0	0	0	1	48	65	12.00	2.667
4 Kyle Drabek, R ERA: 6.03	(4, 1)	2.0		14	7	6	6	0	1	0	0	0	1	1	25	45	27.00	4.000
57 Shawn Camp, R ERA: 4.45	(6, 1)	1.0		2	0	0	0	1	0	0	0	0	0	0	7	10	0.00	0.000
34 Joel Carreno, R ERA: 1.32	(7, 1)	2.0		7	1	0	0	3	0	0	0	0	0	0	15	20	0.00	0.500
49 Danny Farquhar, R ERA: 16.2	(9, 1)	1.0		3	1	0	0	0	0	0	0	0	0	0	6	8	0.00	1.000

PITCHER	IP	WLS	BF	H	R	ER	SO	BB	IBB	HBP	BLK	WP	HR	S	P	ERA	WHIP

Batter	1	2	3	4	5	6	7	8	9	AB	R	H	RBI	BB	SO	LOB
18 Mike McCoy, R (1, 6) OBP: 0.312, SLG: 0.283	B FF 90 B SI 90 F SI 89 F SI 89 B SI 90 X FF 89 3-2 19 FC5-4 14 1B 10 1B 1B	B SL 86 B FF 88 F SI 89 F SI 90 B SI 90 X SI 89 3-2 ② G4-3 2-3 3-H		B FF 90 C SI 88 X SI 89 1-1 2B			C SL 84 X SI 87 0-1 14 1B 10 SF7 1B	B SI 93 C SI 92 C SL 88 B SL 88 X FF 94 2-2 ③ G6-3		5	2	3	1	0	0	1
14 Eric Thames, L (1, 7) OBP: 0.317, SLG: 0.452	B SI 89 F CH 83 C SI 89 X SI 89 1-2 19 FC5-4 1-2 1B	C CH 83 F CH 83 S FF 88 0-3 ③ K		F CH 82 F SI 89 D SL 87 F SI 89 S CU 78 1-3 ③ K			C SI 87 B CH 82 X CH 80 1-1 19 BB 2 1B 1-3 1B		B SI 94 C SI 95 B CH 88 F SI 94 X SI 96 2-2 2 E 2 E 1B	5	2	3	0	0	2	2
19 José Bautista, R (1, 9) OBP: 0.445, SLG: 0.615	D SL 86 C SL 86 B SL 85 X SI 88 2-1 ① FC5-4 10 1B 1-2f 2-3		C SI 89 C FF 88 B SL 84 X SI 90 1-2 ① F8		C SL 87 C CU 78 B CU 79 X SI 89 1-2 ① P6		C FC 88 B CU 76 B CU 75 T FC 89 D FC 89 B FC 89 4-2 2 1B 13 FC5-4 1-2 BB		C SI 95 B SL 86 B FF 96 S FF 95 S FF 96 2-3 ① K	4	1	0	0	1	1	3
10 Edwin Encarnación, R (1, 3) OBP: 0.337, SLG: 0.457	B SL 86 C SI 88 X SL 85 1-1 1-2 3-H 1B		F SI 90 F SI 90 S SI 89 0-3 ② K		B SI 89 X SL 85 1-0 ② G6-3		X FC 89 0-0 ① SF7 3-H		F FF 96 S SL 86 S SL 85 0-3 ② K	4	0	1	2	0	2	1
2 Kelly Johnson, L (1, 4) OBP: 0.299, SLG: 0.407	C SI 89 B CH 83 X CH 83 1-1 ② F7		C CU 79 B SI 90 B SI 89 B SI 89 B SI 89 4-1 13 1B BB		X SI 89 0-0 1B		C FF 90 D CH 85 B CH 90 F FF 90 B FF 92 F FC 91 F FF 92 X FF 92 3-2 13 FC5-4 1-3 2-H 1B		B FF 94 B SI 95 X FF 96 2-0 E3 13 DI 1-H	4	0	2	1	1	0	2
13 Brett Lawrie, R (1, 5) OBP: 0.373, SLG: 0.580	C SL 85 X SL 86 0-1 ③ F9		C SI 89 B SL 85 F SL 86 X SI 89 1-2 1-2 1B		B SL 85 T SL 84 X SI 85 1-1 ③ G4-3		C FC 88 B CU 76 X CU 76 1-1 ② FC5-4 1-2f 3-H		D FF 96 F FF 95 B SL 85 F FF 95 D SL 88 F FF 95 B FF 95 4-2 1-2 BB	4	0	1	1	1	0	4
28 Colby Rasmus, L (1, 8) OBP: 0.307, SLG: 0.407		C CU 76 X CU 76 0-1 39 G4-3 18 G4-3 2B	F CH 83 C SI 89 B FF 89 X CU 79 1-2 ③ F8			T SI 88 F SI 88 B SL 86 F SL 86 B CH 83 X SI 88 2-2 ① F8	S CH 83 C FF 90 S CU 76 0-3 ③ K		C SI 89 C CU 75 S CU 74 0-3 ③ K	5	1	1	0	0	2	5
9 J.P. Arencibia, R (1, 2) OBP: 0.282, SLG: 0.453		D SL 86 B SI 90 B SI 89 C SI 88 S SI 90 B SI 90 4-2 18 G4-3 39 G4-3 BB		B SI 89 X SI 89 1-0 ① G5-3		S SI 89 X SL 86 0-1 ② F7		S SI 92 X SI 93 0-1 ① G5-3		3	0	0	0	1	0	0
39 Adam Loewen, L (1, 10) OBP: 0.348, SLG: 0.400		X SI 88 0-0 ① G4-3 1-2 2-3		C SI 90 S CH 83 B FF 89 B CH 84 F SI 90 F CH 83 X SI 89 2-2 ② F8		C CU 77 B SI 89 B CU 78 X SI 88 2-1 ③ G6-3		B SL 87 X FF 92 1-0 ② P5		4	0	0	0	0	0	2
Inning Stats	R: 1 E: 0 K: 0 S: 14 H: 3 LOB: 2 BB: 0 P: 22	R: 1 E: 0 K: 1 S: 11 H: 1 LOB: 1 BB: 1 P: 18	R: 0 E: 0 K: 1 S: 13 H: 1 LOB: 2 BB: 1 P: 20	R: 0 E: 0 K: 1 S: 12 H: 1 LOB: 1 BB: 0 P: 17	R: 0 E: 0 K: 0 S: 7 H: 1 LOB: 1 BB: 0 P: 10	R: 0 E: 0 K: 0 S: 8 H: 0 LOB: 0 BB: 0 P: 12	R: 3 E: 0 K: 1 S: 17 H: 3 LOB: 1 BB: 1 P: 26	R: 0 E: 0 K: 0 S: 6 H: 0 LOB: 0 BB: 0 P: 9	R: 1 E: 1 K: 3 S: 16 H: 1 LOB: 2 BB: 1 P: 26	1B: 9 2B: 2 3B: 0 HR: 0	SF: 1 SAC: 0 DP: 0 HBP: 0	WP: 0 PB: 0 SB: 0 CS: 0	PA: 43				

BOTTOM

Los Angeles Angels @ Toronto Blue Jays

Rogers Centre, Toronto, ON

Tue Sep 20 2011, 7:08 PM - 10:13 PM EDT

Att. 13,514 - Clear - 68 F

livebaseballscorecards.com

AB	38
R	6
H	11
RBI	5
BB	4
SO	7
LOB	20

PITCHER		IP	WLS	BF	H	R	ER	SO	BB	IBB	HBP	BLK	WP	HR	S	P	ERA	WHIP
35 Joel Pineiro, R ERA: 5.36	(1, 1)	6.0	W	29	9	4	4	3	2	0	0	0	0	0	69	104	6.00	1.833
63 Rich Thompson, R ERA: 3.1	(7, 1)	1.0		5	1	1	1	1	1	0	0	0	0	0	13	21	9.00	2.000
38 Bobby Cassevah, R ERA: 2.45	(8, 1)	1.0		3	0	0	0	0	0	0	0	0	0	0	6	9	0.00	0.000
43 Garrett Richards, R ERA: 7.56	(9, 1)	0.2		5	1	1	0	2	1	0	0	0	0	0	13	23	0.00	3.000
37 Scott Downs, L ERA: 1.24	(9, 1)	0.1	S	1	0	0	0	1	0	0	0	0	0	0	3	3	0.00	0.000

PITCHER	IP	WLS	BF	H	R	ER	SO	BB	IBB	HBP	BLK	WP	HR	S	P	ERA	WHIP

Los Angeles Angels @ Toronto Blue Jays

Rogers Centre, Toronto, ON

Wed Sep 21 2011, 7:09 PM - 9:59 PM EDT

Att. 14,784 - Roof Closed - 68 F

TOP

livebaseballscorecards.com

Batter	1	2	3	4	5	6	7	8	9	AB	R	H	RBI	BB	SO	LOB
13 Maicer Izturis, S (1, 4) OBP: 0.339, SLG: 0.394	C SI 90 B SI 91 X SI 90 1-1 G3-1		B FF 93 3 SAFE X SI 93 1-0 2 FC6-4 3-H 1B		B CH 87 B SI 93 C SI 92 X SI 90 2-1 2 S 1B		B FF 93 X FF 92 1-0 P3	C SI 92 B FF 93 D CU 77 X FC 90 2-1 2 BB 2-H 1B		5	0	3	2	0	0	0
2 Erick Aybar, S (1, 6) OBP: 0.322, SLG: 0.430	B CH 88 L CH 88 B CH 85 X SI 90 2-1 48 WP 2B		1 SAFE F CH 84 X CH 87 0-1 FC6-4 53 E 1-2f		B SI 94 F SL 84 B SL 83 S FF 93 B SL 83 X SL 84 3-2 G3 1-2		S SL 82 B SL 81 X FF 93 1-1 1B	B FF 89 B CH 80 B CH 83 C FF 86 F CH 82 F SL 85 B FF 91 4-2 1-2 BB		4	0	2	0	1	0	2
53 Bobby Abreu, L (1, 10) OBP: 0.353, SLG: 0.360	C SI 91 C FF 91 B SI 92 S SL 84 1-3 K		F SI 94 C SI 95 B FF 94 1 SAFE D SL 87 S SL 87 2-3 K 1-2			B FF 87 C SL 82 C FF 88 C SI 89 1-3 K	B SI 91 C SL 81 1 SAFE B SL 83 F FF 91 1 SAFE 1 SAFE C SL 81 2-3 K	X SI 89 0-0 F7		5	0	0	0	0	4	5
48 Torii Hunter, R (1, 9) OBP: 0.338, SLG: 0.421	B FF 93 C SI 94 B SL 87 C SL 86 S CU 78 2-3 K 2-3			C FF 92 B SI 92 F FF 93 T SL 86 1-2 K		B SI 89 B SI 88 X SL 80 2-0 44 2B 10 1B 2B	B SI 84 X CH 83 1-0 F9		C FF 94 C FF 94 C FF 95 0-3 K	5	1	1	0	0	3	2
44 Mark Trumbo, R (1, 3) OBP: 0.296, SLG: 0.487		X SL 84 0-0 G4-3		C SL 87 X SL 86 0-1 F8		B FF 88 C SL 81 2 SAFE X SL 83 1-1 10 1B 2-3 2B		B CU 76 B FC 91 X FC 90 2-0 F8	B SL 86 F FF 96 C FF 96 F FF 96 X SL 87 1-2 G5-3	5	1	1	0	0	0	0
6 Alberto Callaspo, S (1, 5) OBP: 0.365, SLG: 0.371		C FF 90 C CH 86 C FF 93 0-3 K		B SI 93 C SI 92 B CH 88 F SI 92 X SI 94 2-2 P5		I IN 66 I IN 70 I IN 71 I IN 72 4-0 10 1B IBB		F FC 91 B CU 79 B SI 92 S FF 92 B FF 94 X FF 93 3-2 10 HR 1B	F FF 96 X FF 96 0-1 1B	4	1	2	0	1	1	0
10 Vernon Wells, R (1, 7) OBP: 0.256, SLG: 0.424		C FF 93 B SI 92 B FF 94 F SI 93 S SL 88 2-3 K			B FF 93 F SI 90 B FF 94 C FF 92 F SL 86 S SI 94 2-3 K	B SI 90 C SI 88 B SI 90 S SI 88 X SI 92 2-2 5 FC6-4 1-2 2-H 3-H 1B		B FF 92 B SI 91 X FC 90 2-0 1-H HR	C FF 96 F FF 96 B FF 95 S SL 87 1-3 K	5	1	2	4	0	3	1
25 Peter Bourjos, R (1, 8) OBP: 0.325, SLG: 0.444			C FF 91 B SL 86 F FF 92 X SL 86 1-2 13 1B 3B		B SI 94 B SL 86 X SI 93 2-0 HR	C CU 77 D CH 82 B SI 90 X SL 81 2-1 F8		X FF 92 0-0 5 S 13 1B 1B		4	3	3	1	0	0	2
5 Jeff Mathis, R (1, 2) OBP: 0.232, SLG: 0.268			B SI 92 B FF 93 F SI 91 X SI 92 2-1 G6-3		B FF 94 F FF 93 C SL 86 B SL 88 F SL 87 B CU 77 S FF 94 3-3 K	B FF 90 F FF 90 B SI 88 X SL 81 2-1 FC6-4 1-2f		C SI 91 S FC 91 F CU 78 S SL 85 0-3 K 1-2		4	0	0	0	0	2	4
Inning Stats	R: 0 E: 0 K: 2 S: 10 H: 1 LOB: 1 BB: 0 P: 16	R: 0 E: 0 K: 2 S: 7 H: 0 LOB: 0 BB: 0 P: 9	R: 1 E: 1 K: 1 S: 11 H: 2 LOB: 1 BB: 0 P: 17	R: 0 E: 0 K: 1 S: 8 H: 0 LOB: 0 BB: 0 P: 11	R: 1 E: 0 K: 2 S: 14 H: 2 LOB: 0 BB: 0 P: 26	R: 2 E: 0 K: 1 S: 13 H: 3 LOB: 2 BB: 1 P: 27	R: 0 E: 0 K: 1 S: 7 H: 1 LOB: 1 BB: 0 P: 12	R: 3 E: 0 K: 1 S: 16 H: 4 LOB: 2 BB: 1 P: 29	R: 0 E: 0 K: 2 S: 12 H: 1 LOB: 1 BB: 0 P: 14	1B: 8 2B: 3 3B: 1 HR: 2 SF: 0 SAC: 0 DP: 0 HBP: 0						

	AB	41
	R	7
	H	14
	RBI	7
	BB	2
	SO	13
	LOB	16

WP: 1 PB: 0 SB: 2 CS: 0 PA: 43

PITCHER		IP	WLS	BF	H	R	ER	SO	BB	IBB	HBP	BLK	WP	HR	S	P	ERA	WHIP
29 Dustin McGowan, R ERA: 6.35	(1, 1)	5.0	L	20	5	2	2	8	0	0	0	0	1	1	50	79	3.60	1.000
51 Jesse Litsch, R ERA: 4.52	(6, 1)	1.0		7	3	2	2	1	0	1	0	0	0	0	13	27	18.00	3.000
47 Luis Perez, L ERA: 5.14	(7, 1)	0.2		3	1	0	0	1	0	0	0	0	0	0	6	10	0.00	1.500
57 Shawn Camp, R ERA: 4.43	(7, 1)	0.1		1	0	0	0	0	0	0	0	0	0	0	1	2	0.00	0.000
44 Casey Janssen, R ERA: 2.39	(8, 1)	0.2		6	4	3	3	1	0	0	0	0	0	1	12	21	40.50	6.000

PITCHER		IP	WLS	BF	H	R	ER	SO	BB	IBB	HBP	BLK	WP	HR	S	P	ERA	WHIP
33 Carlos Villanueva, R ERA: 4.11	(8, 1)	0.1		2	0	0	0	0	1	0	0	0	0	0	4	8	0.00	3.000
58 Chad Beck, R ERA:	(9, 1)	1.0		4	1	0	0	2	0	0	0	0	0	0	12	14	0.00	1.000

Batter	1	2	3	4	5	6	7	8	9	AB	R	H	RBI	BB	SO	LOB
18 Mike McCoy, R (1, 6) OBP: 0.306, SLG: 0.276	C FF 88 B SI 89 C FC 84 B FC 86 X FC 86 2-2 G4-3		B FF 91 X FF 90 1-0 L6		C SI 88 B SI 88 S FC 84 B FS 85 X FC 85 2-2 F9			B SI 91 B FC 84 F FF 88 C FC 86 F FC 86 X FF 87 2-2 G5-3		4	0	0	0	0	0	0
14 Eric Thames, L (1, 7) OBP: 0.316, SLG: 0.458	B FF 91 C FF 91 C SI 90 X FC 85 1-2 F7			C KC 78 S FS 84 F FF 90 F FC 84 X FC 84 0-2 F8		B FS 84 X SI 88 1-0 HR		B FC 86 S FC 86 F FS 84 F FS 84 B FF 91 F FF 90 X FS 84 2-2 L1-4-3		4	1	1	1	0	0	0
19 José Bautista, R (1, 9) OBP: 0.444, SLG: 0.612 39 Adam Loewen, L (9, PR) OBP: 0.348, SLG: 0.400	C SI 92 B FC 86 B FS 87 B FC 87 X SI 91 3-1 F7			B SI 92 X FC 85 1-0 F9		B FC 86 S FC 85 X FC 86 1-1 G1-3			C FF 90 C CU 68 X CH 81 0-2 2 DI 2 2B 1B	4 0	0 1	1 0	0 0	0 0	0 0	0 0
26 Adam Lind, L (1, 3) OBP: 0.300, SLG: 0.449		B FF 88 C FC 84 X FS 84 1-1 10 G6-4-3 1B		B SI 90 B FF 91 B FF 91 C FC 85 B FF 91 4-1 2 BB 10 1B BB		C SI 90 F FS 85 X FS 85 0-2 G5-3			B FF 89 C FF 90 F SL 80 F CH 81 S FF 90 1-3 K	3	0	1	0	1	1	1
10 Edwin Encarnación, R (1, 5) OBP: 0.336, SLG: 0.455		C FC 85 F FC 85 D FS 85 X SI 90 1-2 G6-4-3 1-2f		X FF 92 0-0 2 BB 1-2 1B		B FC 85 X FC 85 1-0 G6-3			C CH 80 B FF 89 X CH 80 1-1 P4	4	0	1	0	0	0	2
2 Kelly Johnson, L (1, 4) OBP: 0.302, SLG: 0.412		C FC 85 B FS 86 S FS 86 X FC 86 1-2 2B		B FC 86 B FC 85 2 SAFE S FC 86 B FC 86 F FC 87 B SI 92 4-2 1-2 2-3 BB			S FF 89 B SI 90 B FF 90 X FF 89 2-1 G3		B FF 90 C SL 80 S SL 81 B FF 90 X FF 91 2-2 1-H 2B	3	0	2	1	1	0	0
9 J.P. Arencibia, R (1, 2) OBP: 0.279, SLG: 0.449		C FC 86 S FC 86 B FC 86 S FC 86 1-3 K		X FC 87 0-0 G4-3			B FC 84 S FC 86 C FF 91 B FC 86 X FC 86 2-2 G4-3		X CH 80 0-0 F8	4	0	0	0	0	1	6
28 Colby Rasmus, L (1, 8) OBP: 0.305, SLG: 0.404			X FC 85 0-0 P4		B FF 89 C FF 89 F FC 86 B FF 90 S FC 85 2-3 K2-3		F SI 90 B FC 84 F FF 90 F FC 86 B FC 84 B FS 86 X FC 85 3-2 G1-3			3	0	0	0	0	1	0
30 David Cooper, L (1, 10) OBP: 0.308, SLG: 0.418			C FS 87 B KC 76 F FS 84 B FC 85 B FC 84 F FC 85 C SI 90 3-3 K		B FF 89 X FF 89 1-0 F8			C SI 88 B KC 76 S FC 84 S FS 84 1-3 K		3	0	0	0	0	2	0
Inning Stats	R: 0 E: 0 K: 0 S: 8 H: 0 LOB: 0 BB: 0 P: 14	R: 0 E: 0 K: 1 S: 11 H: 2 LOB: 1 BB: 0 P: 15	R: 0 E: 0 K: 1 S: 6 H: 0 LOB: 0 BB: 0 P: 10	R: 0 E: 0 K: 0 S: 11 H: 1 LOB: 3 BB: 2 P: 20	R: 0 E: 0 K: 1 S: 7 H: 0 LOB: 0 BB: 0 P: 12	R: 1 E: 0 K: 0 S: 7 H: 1 LOB: 0 BB: 0 P: 10	R: 0 E: 0 K: 0 S: 9 H: 0 LOB: 0 BB: 0 P: 16	R: 0 E: 0 K: 1 S: 12 H: 0 LOB: 0 BB: 0 P: 17	R: 1 E: 0 K: 1 S: 13 H: 2 LOB: 2 BB: 0 P: 17	1B: 3 2B: 2 3B: 0 HR: 1 SF: 0 SAC: 0 DP: 1 HBP: 0						

BOTTOM

Los Angeles Angels @ Toronto Blue Jays

Rogers Centre, Toronto, ON

Wed Sep 21 2011, 7:09 PM - 9:59 PM EDT

Att. 14,784 - Roof Closed - 68 F

livebaseballscorecards.com

AB	32
R	2
H	6
RBI	2
BB	2
SO	5
LOB	9

WP: 0 PB: 0 SB: 0 CS: 0 PA: 34

PITCHER		IP	WLS	BF	H	R	ER	SO	BB	IBB	HBP	BLK	WP	HR	S	P	ERA	WHIP
24 Dan Haren, R ERA: 3.16	(1, 1)	8.0	W	29	4	1	1	4	2	0	0	0	0	1	71	114	1.12	0.750
21 Hisanori Takahashi, L ERA: 3.6	(9, 1)	1.0		5	2	1	1	1	0	0	0	0	0	0	13	17	9.00	2.000

PITCHER	IP	WLS	BF	H	R	ER	SO	BB	IBB	HBP	BLK	WP	HR	S	P	ERA	WHIP

Batter	1	2	3	4	5	6	7	8	9	10	11	12	AB	R	H	RBI	BB	SO	LOB
2 Erick Aybar, S (1, 6) OBP: 0.321, SLG: 0.428	C FF 94 B SI 94 F SI 93 B FF 90 X SI 96 2-2 ① G4-3		C FF 90 F CH 84 X SI 95 0-2 ② G6-3			C CH 83 B SL 83 F SI 92 X SI 93 1-2 47 3B 1B	X CH 84 0-0 ③ G4-3			C CH 85 S CH 86 F SL 82 F SL 83 F FF 92 B SL 82 X SL 82 1-2 ② G4-3			5	1	1	0	0	0	2
47 Howie Kendrick, R (1, 4) OBP: 0.343, SLG: 0.472	C SL 81 B SL 90 X FF 94 1-1 53 G1-3 1B		C SL 88 B FF 90 C FF 94 F SL 88 F SI 94 X SL 89 1-2 ③ L9			X SI 92 0-0 1-H 48 G6-3 3B		C CU 77 C FC 87 C SI 93 0-3 ① K		C SL 80 B SI 94 X SL 81 1-1 ③ F8			5	1	2	1	0	1	0
53 Bobby Abreu, L (1, 10) OBP: 0.353, SLG: 0.360 13 Maicer Izturis, S (8, PH) OBP: 0.340, SLG: 0.395 (8, 10)	X SI 93 0-0 ② G1-3 1-2			C SI 92 C SI 94 B SL 86 B SI 94 X CH 85 2-2 1B		C CH 85 X SI 95 0-1 ① G5-3		C FF 93 B FF 94 F FF 92 F FC 91 B FF 93 X CU 76 2-2 1B			C FC 87 B CU 77 F CH 80 B FC 89 X FF 87 2-2 ① G3-1		3 2	0 0	1 1	0 0	0 0	0 0	2 0
48 Torii Hunter, R (1, 9) OBP: 0.335, SLG: 0.418	B SI 95 X SI 92 1-0 ③ G5-3			C SI 92 1 SAFE B SI 92 C SI 93 X SL 86 1-2 ① F9		B SI 94 D SL 82 C FF 91 F FF 94 D SI 93 X SI 95 3-2 ② G6-3 3-H		X SI 91 0-0 ② F7			B CH 81 B SL 81 F FC 89 S CH 80 X FC 90 2-2 ② G1-3		5	0	0	1	0	0	3
44 Mark Trumbo, R (1, 3) OBP: 0.293, SLG: 0.482		B FF 94 B SI 92 B SI 93 C SI 93 X SI 92 3-1 ① G4-3		B SI 92 C SI 92 F SI 92 D SL 88 B SL 88 S FF 92 3-3 ② K		C SL 83 F FF 95 F SL 82 B SL 88 F SI 93 S SI 94 1-3 ③ K		X SI 92 0-0 ③ G6-3			B SL 82 F SL 81 F SL 82 B FC 91 X SI 90 2-2 ③ L1		5	0	0	0	0	2	2
6 Alberto Callaspo, S (1, 5) OBP: 0.363, SLG: 0.376		B CH 85 B SI 94 X FF 92 2-0 HR		C FF 93 B FF 95 X CH 85 1-1 ③ L8			B FF 93 C CH 83 X SL 83 1-1 ① F7		X FF 94 0-0 ① L7			C CH 82 B SI 89 X CH 82 1-1 ① G3-1	5	1	1	1	0	0	1
10 Vernon Wells, R (1, 7) OBP: 0.254, SLG: 0.419		C SI 93 X SI 92 0-1 ② P3			C SI 92 X SI 92 0-1 ① G6-3		B SI 92 C SI 92 B SI 93 C SI 92 S SI 93 2-3 ② K		B FF 94 F FF 94 B CU 76 F FF 94 X CU 78 2-2 ② G5-3			C CH 82 B CH 83 S CH 83 F SI 89 F SI 89 F SI 85 F SL 81 X SI 84 1-2 ② G1-3	5	0	0	0	0	1	0
25 Peter Bourjos, R (1, 8) OBP: 0.326, SLG: 0.442		B SL 81 S FF 89 S SI 94 B SI 94 S SL 88 2-3 ③ K			C SL 82 X SI 92 0-1 ② F9		F SL 83 B SL 86 X SI 93 1-1 46 1B 1B		S FS 87 C FF 96 B CU 78 F FF 96 S FS 85 1-3 ③ K			S SL 80 B CH 84 B CH 83 C SL 78 B SL 80 B CH 84 4-2 BB	4	0	1	0	1	2	0
46 Bobby Wilson, R (1, 2) OBP: 0.256, SLG: 0.286 39 Russell Branyan, L (10, PH) OBP: 0.297, SLG: 0.373 5 Jeff Mathis, R (10, 2) OBP: 0.231, SLG: 0.267			X SI 94 0-0 ① F8		F SL 82 B SI 93 C SI 91 B FF 94 X SL 82 2-2 ③ L7		X FF 92 0-0 1-2 1B			C SL 80 S SI 93 S SL 82 0-3 ① K		C SL 80 1 SAFE B SL 79 X SL 80 1-1 ③ P3	3 1 1	0 0 0	1 0 0	0 0 0	0 1 0	0 0 0	0 0 1
Inning Stats	R: 0 H: 1 E: 0 LOB: 1 K: 0 BB: 0 S: 7 P: 11	R: 1 H: 1 E: 0 LOB: 0 K: 1 BB: 0 S: 8 P: 15	R: 0 H: 0 E: 0 LOB: 0 K: 0 BB: 0 S: 9 P: 10	R: 0 H: 1 E: 0 LOB: 1 K: 1 BB: 0 S: 11 P: 18	R: 0 H: 1 E: 0 LOB: 0 K: 0 BB: 0 S: 7 P: 9	R: 2 H: 2 E: 0 LOB: 0 K: 1 BB: 0 S: 14 P: 19	R: 0 H: 2 E: 0 LOB: 2 K: 1 BB: 0 S: 9 P: 13	R: 0 H: 1 E: 0 LOB: 1 K: 1 BB: 0 S: 9 P: 11	R: 0 H: 0 E: 0 LOB: 0 K: 1 BB: 0 S: 8 P: 11	R: 0 H: 0 E: 0 LOB: 0 K: 1 BB: 0 S: 11 P: 13	R: 0 H: 0 E: 0 LOB: 0 K: 0 BB: 0 S: 9 P: 15	R: 0 H: 0 E: 0 LOB: 1 K: 0 BB: 1 S: 13 P: 20	1B: 6 2B: 0 3B: 1 HR: 1	SF: 0 SAC: 0 DP: 0 HBP: 0	WP: 0 PB: 0 SB: 0 CS: 0	PA: 45			

PITCHER		IP	WLS	BF	H	R	ER	SO	BB	IBB	HBP	BLK	WP	HR	S	P	ERA	WHIP
37 Henderson Alvarez III, R ERA: 3.65	(1, 1)	7.0		28	7	3	3	4	0	0	0	0	0	1	65	95	3.86	1.000
44 Casey Janssen, R ERA: 2.35	(8, 1)	1.0		4	1	0	0	1	0	0	0	0	0	0	9	11	0.00	1.000
50 Frank Francisco, R ERA: 3.62	(9, 1)	1.0		3	0	0	0	1	0	0	0	0	0	0	8	11	0.00	0.000
34 Joel Carreno, R ERA: 1.23	(10, 1)	1.0		3	0	0	0	1	0	0	0	0	0	0	11	13	0.00	0.000
51 Jesse Litsch, R ERA: 4.46	(11, 1)	1.0		3	0	0	0	0	0	0	0	0	0	0	9	15	0.00	0.000

PITCHER		IP	WLS	BF	H	R	ER	SO	BB	IBB	HBP	BLK	WP	HR	S	P	ERA	WHIP
57 Shawn Camp, R ERA: 4.36	(12, 1)	1.0	W	4	0	0	0	0	1	0	0	0	0	0	13	20	0.00	1.000

TOP

Los Angeles Angels @ Toronto Blue Jays

Rogers Centre, Toronto, ON

Thu Sep 22 2011, 7:10 PM - 10:52 PM EDT

Att. 22,769 - Clear - 72 F

livebaseballscorecards.com

AB	44
R	3
H	8
RBI	3
BB	1
SO	7
LOB	11

Los Angeles Angels @ Toronto Blue Jays

Rogers Centre, Toronto, ON

Thu Sep 22 2011, 7:10 PM - 10:52 PM EDT

Att. 22,769 - Clear - 72 F

livebaseballscorecards.com

Batter	1	2	3	4	5	6	7	8	9	10	11	12	AB	R	H	RBI	BB	SO	LOB
18 Mike McCoy, R (1, 6) OBP: 0.302, SLG: 0.273	C FF 93 B SL 83 B FF 93 B SL 79 X FF 92 2-1 10 BB 14 G4-3 1B		X FF 90 0-0 ① B1-3		C FF 91 B SL 81 X SL 79 1-1 ② F9	C SL 82 X SL 82 0-1 ③ FC5-4 1-2f		C SI 89 B CU 75 C SI 90 B SI 90 B SI 89 F SI 89 X SI 89 3-2 ③ F7		X FF 98 0-0 ③ F7			6	0	1	0	0	0	3
14 Eric Thames, L (1, 7) OBP: 0.316, SLG: 0.468	B FF 93 1 SAFE X SI 92 1-0 ① G4-3 1-2		C SI 92 B SI 92 X CH 86 1-1 ② F7		F CH 85 B FF 93 X CH 87 1-1 19 1B 2B		S FF 92 C SL 82 B FF 91 X SL 80 1-2 HR		B CU 74 C CU 74 B CU 75 B SI 89 F SI 89 X SI 89 3-2 ① G4-3		X SI 90 0-0 ① G6-3		6	2	2	1	0	0	1
19 José Bautista, R (1, 10) (9, 9) OBP: 0.448, SLG: 0.615	C FF 94 B SL 85 B FF 94 B FF 94 2 SAFE B FF 95 4-1 10 BB BB		B SL 82 X SI 94 1-0 2B		C SL 83 X SL 83 0-1 26 1B 2-H 1B		C SI 91 B SI 93 S SL 87 B SL 88 F SI 92 B SL 87 B SI 92 4-2 26 E 10 WP BB		F SI 89 B CU 76 C CU 75 B CU 76 F SI 89 F CU 75 B SI 89 X SI 90 3-2 10 FC4-6 26 BB 1B		F FF 95 F FF 96 B SL 88 B SL 86 X SL 87 2-2 ② P4		4	1	3	1	2	0	0
26 Adam Lind, L (1, 3) OBP: 0.300, SLG: 0.447	C FF 93 S SL 83 B SL 84 S SL 83 1-3 ② K		B SL 83 F SL 83 X CH 83 1-1 ③ G3-1		B SL 83 B SL 82 1 SAFE X SL 82 2-0 1-2 1B		B FF 92 S SI 91 S SI 92 B FS 85 F SI 92 1 SAFE B SI 91 F SI 93 X SI 92 3-2 ① E3 1-3		D CU 76 B SI 88 B SI 88 B SI 89 4-0 10 FC4-6 1-2 BB		C SI 95 S SI 96 S FC 95 0-3 ③ K		5	0	1	0	1	2	4
10 Edwin Encarnación, R (1, 5) OBP: 0.338, SLG: 0.463	D SL 85 F FF 93 D SL 85 C FF 94 B SL 84 B FF 95 4-2 1-2 2-3 BB		B SI 93 B FF 92 B FF 92 C SI 92 X SI 92 3-1 ① G6-3		B SL 83 X SL 84 1-0 ③ L9		B SI 93 B SL 88 X SI 93 2-0 2 F9 3-H 2B		S FF 99 B FF 98 S FF 98 B FF 99 X FF 100 2-2 ② FC4-6 2 DI 1-2f 2-3			B SL 86 F FF 95 C SL 84 B SL 85 F FC 94 B FF 94 X SL 84 3-2 HR	5	1	2	1	1	0	4
2 Kelly Johnson, L (1, 4) OBP: 0.301, SLG: 0.409	C FF 93 B SL 83 S SL 83 D SL 83 F SL 83 C SI 94 2-3 ③ K		B FF 92 B FF 90 F FF 92 B FF 93 B FF 92 4-1 28 S BB			B SI 89 X FF 92 1-0 ① L4	S SL 80 B SL 80 B SI 88 B SL 81 C SL 81 X SL 82 3-2 ② F9 2-3		C FF 99 F FF 99 B FF 100 B FF 99 B FF 98 X FF 98 3-2 ③ F7 1-2				4	0	0	0	1	1	6
28 Colby Rasmus, L (1, 8) OBP: 0.306, SLG: 0.402		X SL 78 0-0 ① F8		B SL 81 F FF 92 B SI 92 S SL 80 B SL 81 S SL 83 3-3 ② K 1-2		B FF 92 F SL 81 B FF 92 B SL 81 C SI 93 F FF 93 F SL 84 B SI 94 4-2 39 BB BB	C SL 81 B SI 89 C SI 90 B SL 82 X FF 90 2-2 ③ P6		B FF 99 B FF 98 B FF 96 F FF 96 B FF 97 4-1 8 SH1-4 BB			3	0	0	0	2	1	2
8 José Molina, R (1, 2) OBP: 0.348, SLG: 0.420		C FF 89 B SL 81 X SL 81 1-1 ② L7		C SL 81 B FF 93 C SI 93 S SL 82 1-3 ③ K		X FF 92 0-0 ② F9		X SI 88 0-0 ① L9		B FF 94 X FF 96 1-0 ① SH1-4 1-2		4	0	0	0	0	1	2
39 Adam Loewen, L (1, 9) OBP: 0.346, SLG: 0.364 9 J.P. Arencibia, R (8, PH) OBP: 0.275, SLG: 0.448 50 Frank Francisco, R (9, 1) 34 Joel Carreno, R (10, 1) 20 Mark Teahen, L (10, PH) OBP: 0.252, SLG: 0.293 51 Jesse Litsch, R (11, 1) 57 Shawn Camp, R (12, 1)		B FF 91 C FF 92 C CH 85 B SL 81 X SI 92 2-2 ③ G4-3			C SL 81 S FF 91 C SL 80 0-3 ① K		B FF 92 B FF 90 B SI 93 C FF 92 B FF 93 4-1 18 FC5-4 1-2 BB		B SI 88 B SI 89 X SI 88 2-0 ② P3		S FF 96 B FF 96 S FF 97 B FF 97 S FF 98 2-3 ② K		2 1 0 0 1 0 0	0 0 0 0 0 0 0	0 0 0 0 0 0 0	0 0 0 0 0 0 0	1 0 0 0 0 0 0	1 0 0 0 1 0 0	0 0 0 0 1 0 0
Inning Stats	R: 0 E: 0 K: 2 S: 14 H: 1 LOB: 3 BB: 2 P: 28	R: 0 E: 0 K: 0 S: 6 H: 0 LOB: 0 BB: 0 P: 9	R: 0 E: 0 K: 0 S: 6 H: 1 LOB: 1 BB: 0 P: 9	R: 0 E: 0 K: 2 S: 9 H: 0 LOB: 1 BB: 1 P: 20	R: 1 E: 0 K: 1 S: 11 H: 3 LOB: 2 BB: 0 P: 16	R: 0 E: 0 K: 0 S: 9 H: 0 LOB: 2 BB: 2 P: 18	R: 2 E: 1 K: 0 S: 18 H: 2 LOB: 1 BB: 1 P: 33	R: 0 E: 0 K: 0 S: 6 H: 0 LOB: 0 BB: 0 P: 11	R: 0 E: 0 K: 0 S: 14 H: 1 LOB: 2 BB: 1 P: 29	R: 0 E: 0 K: 1 S: 6 H: 0 LOB: 1 BB: 1 P: 13	R: 0 E: 0 K: 1 S: 7 H: 0 LOB: 0 BB: 0 P: 9	R: 1 E: 0 K: 0 S: 4 H: 1 LOB: 0 BB: 0 P: 7	1B: 4 2B: 3 3B: 0 HR: 2	SF: 0 SAC: 1 DP: 0 HBP: 0	WP: 1 PB: 0 SB: 1 CS: 0	PA: 50

PITCHER		IP	WLS	BF	H	R	ER	SO	BB	IBB	HBP	BLK	WP	HR	S	P	ERA	WHIP
54 Ervin Santana, R ERA: 3.38	(1, 1)	6.0		29	6	2	2	5	5	0	0	0	0	1	58	104	3.00	1.833
38 Bobby Cassevah, R ERA: 2.68	(7, 1)	0.1	B	3	1	1	1	0	1	0	0	0	1	0	9	18	27.00	6.000
21 Hisanori Takahashi, L ERA: 3.56	(7, 1)	0.2		2	0	0	0	0	0	0	0	0	0	0	6	11	0.00	0.000
37 Scott Downs, L ERA: 1.21	(8, 1)	1.1		6	1	0	0	0	1	0	0	0	0	0	14	29	0.00	1.500
51 Jordan Walden, R ERA: 2.34	(9, 1)	1.2		6	0	0	0	1	1	0	0	0	0	0	12	24	0.00	0.600

PITCHER		IP	WLS	BF	H	R	ER	SO	BB	IBB	HBP	BLK	WP	HR	S	P	ERA	WHIP
49 Horacio Ramirez, L ERA: 7.71	(11, 1)	0.1		1	0	0	0	0	0	0	0	0	0	0	1	1	0.00	0.000
43 Garrett Richards, R ERA: 8.0	(11, 1)	0.2	L	3	1	1	1	1	0	0	0	0	0	1	10	15	13.50	1.500

AB	41
R	4
H	9
RBI	3
BB	8
SO	7
LOB	23

Batter	1	2	3	4	5	6	7	8	9	AB	R	H	RBI	BB	SO	LOB
18 Mike McCoy, R (1, 6) OBP: 0.305, SLG: 0.274	C SI 94 C SI 94 C SI 96 0-3 ① K		C SI 95 B SI 95 X SI 95 1-1 14 E 2 1B 1-2 2-3 1B		C KC 77 B SI 94 B SI 95 B KC 78 C SI 95 B SI 96 4-2 14 S 14 1B BB		F FF 93 B SI 92 X CH 85 1-1 ② F8			3	2	1	0	1	1	0
14 Eric Thames, L (1, 7) OBP: 0.315, SLG: 0.465	C SI 95 F SI 96 S SI 96 0-3 ② K		B SI 96 X SI 96 1-0 FC1 2 1B 1-3 2-H 3-H		1 SAFE 1 SAFE 1 SAFE C SI 94 S SI 95 X SI 95 0-2 1-H 1B		C CU 72 F SL 82 B SL 84 F SI 92 F FF 93 F FF 93 S CU 73 1-3 ③ K			4	0	1	1	0	2	1
19 José Bautista, R (1, 9) OBP: 0.447, SLG: 0.611	B SI 96 C SI 96 B FF 93 B SI 96 S SI 97 X SI 97 3-2 ③ F8		I IN 64 I IN 68 I IN 70 I IN 68 4-0 2 1B IBB		F SI 96 F SI 96 S SI 95 0-3 ② K			F FC 93 F SL 83 B SL 85 B FC 93 X SL 83 2-2 ① G5-3		3	0	0	0	1	1	1
10 Edwin Encarnación, R (1, 5) OBP: 0.335, SLG: 0.459		C FC 87 X SI 94 0-1 ① L9	F SI 96 B SI 96 B SI 96 S SI 97 X SI 97 2-2 ② P4		B SI 96 B FC 91 D CH 84 C SI 95 X SI 96 3-1 ③ L5			C SL 83 F FC 94 X SL 83 0-2 ② L9		4	0	0	0	0	0	4
2 Kelly Johnson, L (1, 4) OBP: 0.302, SLG: 0.416		X SI 93 0-0 ② G4-3	S SI 96 B SI 97 C KC 78 B SI 97 F SI 98 F SI 97 X SI 97 2-2 ③ 1-3 2-3 3-H 1B			X KC 76 0-0 HR		B FC 93 S FC 94 B FF 94 F FC 92 F SL 83 B SL 83 X FF 94 3-2 ③ G4-3		4	1	2	2	0	0	0
8 José Molina, R (1, 10) OBP: 0.341, SLG: 0.410		C SI 94 B SI 95 B FF 91 F SI 96 B SI 97 X SI 97 3-2 ③ G5-3		B SI 94 F CH 83 C SI 90 B SI 96 B FF 92 S SI 96 3-3 ① K		F SI 93 C SI 94 F SI 95 S KC 79 0-3 ① K			B SI 85 C KC 77 F KC 76 B SI 88 C SI 87 2-3 ① K	4	0	0	0	0	3	0
28 Colby Rasmus, L (1, 8) OBP: 0.304, SLG: 0.398			X KC 77 0-0 ① G4-3	C SI 96 F SI 97 B SI 93 B SI 97 T KC 79 2-2 ② K		C SI 95 X SI 95 0-1 ② P5			C SI 87 B SI 87 F SI 88 X KC 79 1-2 ② G3	4	0	0	0	0	1	0
9 J.P. Arencibia, R (1, 2) OBP: 0.281, SLG: 0.449			B FF 94 B SI 94 X SI 95 2-0 18 1B 30 E 14 FC1 1B	C SI 91 B FF 93 S KC 80 B SI 97 X SI 92 2-2 ③ F9		B SI 95 C SI 95 S KC 80 F KC 77 B SI 96 C SI 96 2-3 ③ K			F CH 81 B SI 86 C KC 79 B KC 79 B SI 87 X KC 78 3-2 1B	4	1	2	0	0	1	0
30 David Cooper, L (1, 3) OBP: 0.290, SLG: 0.390			B SI 94 B SI 95 C SI 95 C SI 95 B FF 96 1 SAFE X SI 96 3-2 FC1 14 FC1 18 1B 14 E 1-2		C SI 94 X KC 79 0-1 ① G3		B SI 92 F FF 92 F SI 92 B CU 73 F FF 93 X FF 93 2-2 ① G4-3		F KC 79 B SI 87 X SI 87 1-1 ③ P5	4	1	0	0	0	0	2
Inning Stats	R: 0 E: 0 K: 2 S: 9 H: 0 LOB: 0 BB: 0 P: 12	R: 0 E: 0 K: 0 S: 6 H: 0 LOB: 0 BB: 0 P: 9	R: 3 E: 2 K: 0 S: 16 H: 3 LOB: 3 BB: 1 P: 31	R: 0 E: 0 K: 2 S: 9 H: 0 LOB: 0 BB: 0 P: 16	R: 1 E: 0 K: 1 S: 12 H: 1 LOB: 1 BB: 1 P: 19	R: 1 E: 0 K: 2 S: 11 H: 1 LOB: 0 BB: 0 P: 13	R: 0 E: 0 K: 1 S: 12 H: 0 LOB: 0 BB: 0 P: 16	R: 0 E: 0 K: 0 S: 10 H: 0 LOB: 0 BB: 0 P: 15	R: 0 E: 0 K: 1 S: 11 H: 1 LOB: 1 BB: 0 P: 18	1B: 5 2B: 0 3B: 0 HR: 1 SF: 0 SAC: 0 DP: 0 HBP: 0						WP: 0 PB: 0 SB: 1 CS: 0 PA: 36

TOP

Toronto Blue Jays @ Tampa Bay Rays

Tropicana Field, St. Petersburg, FL

Fri Sep 23 2011, 7:12 PM - 10:04 PM EDT

Att. 18,093 - Dome - 72 F

livebaseballscorecards.com

AB	34
R	5
H	6
RBI	3
BB	2
SO	9
LOB	8

PITCHER		IP	WLS	BF	H	R	ER	SO	BB	IBB	HBP	BLK	WP	HR	S	P	ERA	WHIP
14 David Price, L ERA: 3.35	(1, 1)	6.0	L	26	5	5	2	7	1	1	0	0	0	1	63	100	3.00	1.000
27 Cesár Ramos, L ERA: 4.01	(7, 1)	1.0		3	0	0	0	1	0	0	0	0	0	0	12	16	0.00	0.000
49 Dane De La Rosa, R ERA: 12.0	(8, 1)	1.0		3	0	0	0	0	0	0	0	0	0	0	10	15	0.00	0.000
39 J.P. Howell, L ERA: 6.16	(9, 1)	1.0		4	1	0	0	1	0	0	0	0	0	0	11	18	0.00	1.000

PITCHER	IP	WLS	BF	H	R	ER	SO	BB	IBB	HBP	BLK	WP	HR	S	P	ERA	WHIP

BOTTOM

Toronto Blue Jays @ Tampa Bay Rays

Tropicana Field, St. Petersburg, FL

Fri Sep 23 2011, 7:12 PM - 10:04 PM EDT

Att. 18,093 - Dome - 72 F

livebaseballscorecards.com

Batter	1	2	3	4	5	6	7	8	9	AB	R	H	RBI	BB	SO	LOB
8 Desmond Jennings, R (1, 7) OBP: 0.375, SLG: 0.491	B FF 94 B SL 90 C FF 95 B SL 91 B FF 94 4-1 3 S BB		C KC 81 F SL 90 F FF 96 X SL 86 0-2 ① G6-3		C FF 93 B FF 93 X SL 88 1-1 ②③ G4-3 1-2f			C SI 90 B SL 80 C SL 79 B SL 81 X SL 79 2-2 ① G6-3		3	0	0	0	1	0	1
2 B.J. Upton, R (1, 8) OBP: 0.325, SLG: 0.421 16 Justin Ruggiano, R (9, 8) OBP: 0.273, SLG: 0.400	B FF 94 C SL 90 B FF 94 F FF 95 1 SAFE S FF 94 2-3 ① K		S SL 88 X SL 88 0-1 ② F8			S SL 85 X FF 91 0-1 ① F9		B SI 92 B FF 91 B SL 81 B FF 89 4-0 3 CS BB		3 0	0 0	0 0	0 0	1 0	1 0	1 0
3 Evan Longoria, R (1, 5) OBP: 0.348, SLG: 0.482	B SL 89 C SL 91 S FF 94 1 SAFE B FF 96 B FF 96 F SL 90 S SL 90 3-3 ② K 1-2		B FF 94 H FF 94 2-0 HBP			B KC 81 S KC 82 X FF 94 1-1 ② F7		C SL 79 C SL 80 B FF 92 C SL 80 1-3 ②③ K 1-2		3	0	0	0	0	2	2
22 Johnny Damon, L (1, 10) OBP: 0.321, SLG: 0.412	B KC 83 B SL 90 C FF 95 S FF 95 B FF 95 F FF 95 B SL 90 4-2 BB		C FF 94 B KC 84 F FF 95 X SL 86 1-2 ③ G6-3			C FF 92 F FC 93 B FF 95 F FF 95 B KC 82 F FF 94 X SL 89 2-2 ③ G3			B CH 83 B SI 94 B SI 93 C SI 92 C SI 94 F SI 93 F SI 93 B SI 93 4-2 11 G3 18 G1-3 20 1B BB	2	1	0	0	2	0	1
18 Ben Zobrist, S (1, 4) OBP: 0.349, SLG: 0.456	C SL 85 S SL 90 B SL 92 B FF 96 S SL 91 2-3 ③ K			F FF 93 X SL 89 0-1 ① F9			B KC 80 C FF 91 B KC 81 B FF 91 C FF 91 F FF 92 S SL 87 3-3 ① K		B SI 93 C SI 93 S CH 81 B CH 82 X CH 83 2-2 ① G1-3 1-2	4	0	0	0	0	2	3
11 Casey Kotchman, L (1, 3) OBP: 0.379, SLG: 0.428		B FF 92 C KC 83 B KC 82 F FF 94 F SL 88 C FF 94 2-3 ① K		F FC 93 F FF 93 B FF 95 B FF 95 S SL 89 2-3 ② K			C FF 91 B FF 94 X FF 94 1-1 20 FC3-6 1B		C SI 94 B CH 81 B CH 83 X SI 93 2-1 ② G3 2-3	4	0	1	0	0	2	1
20 Matt Joyce, L (1, 9) OBP: 0.352, SLG: 0.480		C FF 94 X KC 83 0-1 10 WP 1B		B SL 87 B SL 88 X FC 92 2-0 ③ P2			X SL 89 0-0 ② FC3-6 1 BB 1-2f		B SI 93 B SI 93 C SI 93 F SI 92 F CH 83 B CH 82 X SI 93 3-2 3-H 1B	4	0	2	1	0	0	1
1 Sean Rodríguez, R (1, 6) OBP: 0.324, SLG: 0.365		F KC 83 1 SAFE S SL 88 B SL 86 S FF 96 1-3 ② K			B SL 89 B FF 92 C FF 91 B KC 84 C FF 92 B FF 93 4-2 8 G4-3 BB		B SL 87 D SL 87 S SL 88 F SL 90 B FF 94 B SL 89 4-2 1-2 BB		B SI 93 C SI 94 F SI 92 X SI 94 1-2 ③ G3	2	0	0	0	2	1	2
10 Kelly Shoppach, R (1, 2) OBP: 0.264, SLG: 0.314		C FF 94 1 SAFE S SL 88 B SL 86 F KC 83 B FF 97 D SL 88 S FF 95 3-3 ③ K 1-2			X KC 80 0-0 ① F8		C FF 95 S FF 93 B FF 96 S SL 88 1-3 ③ K			3	0	0	0	0	2	4
Inning Stats	R: 0 E: 0 K: 3 S: 14 H: 0 LOB: 2 BB: 2 P: 29	R: 0 E: 0 K: 3 S: 13 H: 1 LOB: 1 BB: 0 P: 19	R: 0 E: 0 K: 0 S: 9 H: 0 LOB: 1 BB: 0 P: 12	R: 0 E: 0 K: 1 S: 6 H: 0 LOB: 0 BB: 0 P: 10	R: 0 E: 0 K: 0 S: 5 H: 0 LOB: 0 BB: 1 P: 10	R: 0 E: 0 K: 0 S: 9 H: 0 LOB: 0 BB: 0 P: 12	R: 0 E: 0 K: 2 S: 12 H: 1 LOB: 2 BB: 1 P: 21	R: 0 E: 0 K: 1 S: 6 H: 0 LOB: 0 BB: 1 P: 13	R: 1 E: 0 K: 0 S: 16 H: 1 LOB: 1 BB: 1 P: 28	1B: 3 2B: 0 3B: 0 HR: 0 SF: 0 SAC: 0 DP: 1 HBP: 1						WP: 1 PB: 0 SB: 1 CS: 1 PA: 35	

	AB	28
	R	1
	H	3
	RBI	1
	BB	6
	SO	10
	LOB	16

PITCHER		IP	WLS	BF	H	R	ER	SO	BB	IBB	HBP	BLK	WP	HR	S	P	ERA	WHIP
23 Brandon Morrow, R ERA: 4.78	(1, 1)	7.0	W	27	2	0	0	9	4	0	1	0	1	0	68	113	0.00	0.857
34 Joel Carreno, R ERA: 1.15	(8, 1)	1.0		3	0	0	0	1	1	0	0	0	0	0	6	13	0.00	1.000
47 Luis Perez, L ERA: 5.2	(9, 1)	1.0		5	1	1	1	0	1	0	0	0	0	0	16	28	9.00	2.000

PITCHER	IP	WLS	BF	H	R	ER	SO	BB	IBB	HBP	BLK	WP	HR	S	P	ERA	WHIP

Toronto Blue Jays @ Tampa Bay Rays

Tropicana Field, St. Petersburg, FL

Sat Sep 24 2011, 7:13 PM - 9:46 PM EDT

Att. 27,773 - Dome - 72 F

TOP

livebaseballscorecards.com

Batter	1	2	3	4	5	6	7	8	9	AB	R	H	RBI	BB	SO	LOB
18 Mike McCoy, R (1, 6) OBP: 0.300, SLG: 0.268	B FF 88 C FS 86 B SI 87 C FF 88 F SI 90 B CU 77 X FC 88 3-2 F9 ①	B FF 92 B SI 91 X SI 92 2-0 F8 ③			B CH 83 B CH 82 B SI 90 C FF 91 C FF 92 F CH 84 C CH 83 3-3 K ①		B SL 79 S FF 93 S FF 94 B SL 81 X SL 80 2-2 G5-3 ③			4	0	0	0	0	1	0
14 Eric Thames, L (1, 7) OBP: 0.315, SLG: 0.461	B FC 88 B SI 88 T FC 89 B FC 89 B FC 89 4-1 19 HR BB		X SI 91 0-0 F7 ①		B CU 75 C CH 82 C SI 91 F FF 93 F SI 91 B FF 92 B CH 83 S CH 83 3-3 K ②			B FF 89 C FF 89 X FF 90 1-1 F7 ①		3	1	0	0	1	1	0
19 José Bautista, R (1, 9) OBP: 0.448, SLG: 0.618	1 SAFE C SI 90 D FS 77 1 SAFE B CU 77 S FF 90 1 SAFE B CU 78 F SI 91 3-2 X SI 89 1-H HR		C CH 84 B CH 85 C CU 77 F FF 92 B CH 84 X CH 84 2-2 2 1B 1B		C CH 84 C CH 83 B FF 91 H FF 92 2-2 HBP			F FF 90 B FS 82 B FS 82 X CU 79 2-1 G6-3 ②		3	1	2	2	0	0	0
2 Kelly Johnson, L (1, 4) OBP: 0.304, SLG: 0.416	C FC 90 C CU 77 X CU 78 0-2 F8 ②		B FF 92 X CU 74 1-0 10 CS 1-3 1B		B FF 92 X CH 81 1-0 G4-3 ③			B FS 80 S FS 79 X FF 89 1-1 1B		4	0	2	0	0	0	1
10 Edwin Encarnación, R (1, 5) OBP: 0.337, SLG: 0.457	B FC 90 C SI 90 F CU 78 B CU 78 B SI 91 B CU 77 4-2 28 2B BB		C CH 84 B SI 90 B FF 90 B CH 82 I IN 54 4-1 ② 1-2 IBB			C CH 82 X FF 92 0-1 G4-3 ①		F FF 89 F FS 80 B FF 89 B FF 90 B FS 82 S FS 81 3-3 K ③		2	0	0	0	2	1	1
28 Colby Rasmus, L (1, 8) OBP: 0.304, SLG: 0.399	B SI 88 B FC 89 X FC 89 2-0 1-3 2B		B CU 75 F CH 84 X SI 90 1-1 G4-3 ③			B CU 75 C CH 82 S CU 74 S FF 92 1-3 K ②			C FF 95 B FC 90 S CH 90 S SL 87 1-3 K ①	4	0	1	0	0	2	2
30 David Cooper, L (1, 3) OBP: 0.274, SLG: 0.365	B CU 78 F CU 79 C SL 84 B SI 91 F CU 79 B FF 92 X CU 78 3-2 G6-3 ③			C CH 82 X FF 90 0-1 L5 ①		C SI 92 B CU 74 F FF 92 F FF 92 X CH 83 1-2 P2 ③			C SI 91 B FF 96 F SL 86 B SI 94 F SI 94 F SL 85 X SL 86 2-2 G5-3 ②	4	0	0	0	0	0	2
9 J.P. Arencibia, R (1, 2) OBP: 0.280, SLG: 0.447		B FF 91 C SI 91 C CH 81 B FF 92 X CH 82 2-2 F8 ①		B SI 90 X CH 82 1-0 1B ②			C SL 79 F FF 93 S SL 82 0-3 K ①		B SL 87 C SI 92 F SL 86 B FF 97 B SI 91 S SL 83 3-3 K ③	4	0	1	0	0	2	0
39 Adam Loewen, L (1, 10) OBP: 0.310, SLG: 0.320		C FF 92 B CU 73 C CU 75 B FF 92 C CH 84 2-3 K ②		B SI 90 C CH 83 B CH 81 F FF 91 S FF 91 2-3 K ③			C FS 83 B SI 88 C FS 84 S FF 94 1-3 K ②			3	0	0	0	0	3	0

	AB	31
	R	2
	H	6
	RBI	2
	BB	3
	SO	10
	LOB	6

Inning Stats																		
	R: 2	H: 2	R: 0	H: 0	R: 0	H: 2	R: 0	H: 1	R: 0	H: 0	R: 0	H: 0	R: 0	H: 1	R: 0	H: 0	1B: 4	SF: 0	WP: 0	PA: 35
	E: 0	LOB: 2	E: 0	LOB: 0	E: 0	LOB: 2	E: 0	LOB: 0	E: 0	LOB: 1	E: 0	LOB: 0	E: 0	LOB: 0	E: 0	LOB: 0	2B: 1	SAC: 0	PB: 0	
	K: 0	BB: 2	K: 1	BB: 0	K: 0	BB: 1	K: 1	BB: 0	K: 2	BB: 0	K: 1	BB: 0	K: 2	BB: 0	K: 1	BB: 0	3B: 0	DP: 0	SB: 0	
	S: 19	P: 38	S: 7	P: 13	S: 9	P: 17	S: 6	P: 9	S: 12	P: 21	S: 9	P: 11	S: 9	P: 12	S: 9	P: 16	HR: 1	HBP: 1	CS: 1	

PITCHER		IP	WLS	BF	H	R	ER	SO	BB	IBB	HBP	BLK	WP	HR	S	P	ERA	WHIP
34 Jeff Niemann, R ERA: 4.06	(1, 1)	1.0		7	2	2	2	0	2	0	0	0	0	1	19	38	18.00	4.000
54 Alex Torres, L ERA: 3.38	(2, 1)	5.0	W	18	3	0	0	5	0	1	1	0	0	0	43	71	0.00	0.600
47 Brandon Gomes, R ERA: 3.09	(7, 1)	1.0	H	3	0	0	0	2	0	0	0	0	0	0	9	12	0.00	0.000
62 Joel Peralta, R ERA: 3.02	(8, 1)	1.0	H	4	1	0	0	1	0	0	0	0	0	0	9	16	0.00	1.000
43 Kyle Farnsworth, R ERA: 2.28	(9, 1)	1.0		3	0	0	0	2	0	0	0	0	0	0	11	17	0.00	0.000

PITCHER		IP	WLS	BF	H	R	ER	SO	BB	IBB	HBP	BLK	WP	HR	S	P	ERA	WHIP

BOTTOM

Toronto Blue Jays @ Tampa Bay Rays

Tropicana Field, St. Petersburg, FL

Sat Sep 24 2011, 7:13 PM - 9:46 PM EDT

Att. 27,773 - Dome - 72 F

livebaseballscorecards.com

Batter	1	2	3	4	5	6	7	8	9	AB	R	H	RBI	BB	SO	LOB
8 Desmond Jennings, R (1, 7) OBP: 0.373, SLG: 0.485	B SI 91 B SI 91 C SI 92 X SI 91 2-1 ① L6		B SI 89 H SI 92 2-0 3 G6-4-3 HBP		S SI 90 C SI 92 F CU 79 B FF 92 D CH 86 B CU 76 S CH 86 3-3 ① K			B SI 90 C FF 90 C FF 91 B CH 85 X FF 92 2-2 ① G5-3		3	0	0	0	0	1	1
2 B.J. Upton, R (1, 8) OBP: 0.326, SLG: 0.420	B SI 92 B FF 92 B SI 93 C SI 92 F SI 92 X FF 94 3-2 3 S 18 E 1B		B CH 83 F SI 91 1 SAFE B CH 84 X SI 92 2-1 ① P2		S SI 93 X SI 94 0-1 ② FC5-4 3 CS 1-2f			B FF 92 F CH 84 B FF 93 F SI 92 B FF 94 B FF 94 4-2 3 S 22 HR BB		3	2	1	0	1	0	2
3 Evan Longoria, R (1, 5) OBP: 0.346, SLG: 0.478	C CH 84 B SI 92 1 SAFE B SI 92 F SI 94 S CU 79 2-3 ② K 1-2		X SI 93 0-0 ② ③ G6-4-3 1-2f		S SI 94 1 SAFE 0-1 ③ CS 1-2	B CU 74 X SI 92 1-0 ① G6-3		1 SAFE B SI 93 B SI 92 X CH 82 2-0 E6 22 HR 1-2		4	1	0	0	0	1	3
18 Ben Zobrist, S (1, 4) OBP: 0.349, SLG: 0.460	F CH 84 X SI 93 0-1 E6 22 2B 2-H			B SI 92 C SI 91 B CH 86 X SI 90 2-1 HR		B CH 85 B CH 86 C SI 92 X SI 92 2-1 ② G6-3		X SI 93 0-0 ② F9		4	2	1	1	0	0	2
22 Johnny Damon, L (1, 10) OBP: 0.325, SLG: 0.423	B FF 94 X SI 94 1-0 1 WP 2-H 2B			B FF 94 B SI 94 B SI 94 C SI 94 B FF 94 4-1 1 G6-3 BB		B FF 93 S SI 92 B CU 77 X SI 93 2-1 1 S 1B		B CU 76 D SI 92 X FF 94 2-0 1-H 2-H HR		3	1	3	4	1	0	0
1 Sean Rodríguez, R (1, 6) OBP: 0.321, SLG: 0.361	B SI 92 C CH 85 S CH 86 D CH 86 B CU 78 F CH 84 X FF 95 3-2 ③ F8 2-3			B SI 93 X SI 93 1-0 ① G6-3 1-2		B SI 92 C SI 92 B SI 90 S CH 82 B CH 86 S CH 83 3-3 ③ K 1-2		C SL 84 B FC 90 S FC 92 X FF 92 1-2 ③ L3		4	0	0	0	0	1	3
11 Casey Kotchman, L (1, 3) OBP: 0.379, SLG: 0.426		X SI 91 0-0 ① F7		B SI 94 F SI 93 B CU 77 C FF 94 F CU 78 B FF 95 F CU 77 S CH 86 3-3 ② K			C FF 91 H CH 84 1-1 20 G4-6-3 HBP		2	0	0	0	0	1	1
20 Matt Joyce, L (1, 9) OBP: 0.350, SLG: 0.477		C SI 92 B SI 92 B SI 93 S FF 92 C CU 78 2-3 ② K		X SI 94 0-0 ③ L1-6-3				C SI 90 X SI 91 0-1 ① ② G4-6-3 1-2f		3	0	0	0	0	1	2
21 Jose Lobaton, S (1, 2) OBP: 0.237, SLG: 0.152		B SI 93 X CH 86 1-0 ③ G1-3			T SI 89 X CH 85 0-1 2 FC5-4 1B			S CH 84 B CH 84 X SI 92 1-1 ③ G6-3		3	0	1	0	0	0	0
Inning Stats	R: 2 H: 2 E: 1 LOB: 1 K: 1 BB: 0 S: 15 P: 26	R: 0 H: 0 E: 0 LOB: 0 K: 1 BB: 0 S: 5 P: 8	R: 0 H: 0 E: 0 LOB: 0 K: 0 BB: 0 S: 3 P: 7	R: 1 H: 1 E: 0 LOB: 1 K: 1 BB: 1 S: 10 P: 20	R: 0 H: 1 E: 0 LOB: 0 K: 1 BB: 0 S: 9 P: 12	R: 0 H: 1 E: 0 LOB: 1 K: 1 BB: 0 S: 8 P: 16	R: 0 H: 0 E: 0 LOB: 0 K: 0 BB: 0 S: 5 P: 7	R: 3 H: 1 E: 1 LOB: 0 K: 0 BB: 1 S: 11 P: 22		1B: 3 SF: 0 2B: 1 SAC: 0 3B: 0 DP: 2 HR: 2 HBP: 2				WP: 1 PA: 34 PB: 0 SB: 3 CS: 1		

	AB	29
	R	6
	H	6
	RBI	5
	BB	2
	SO	5
	LOB	14

PITCHER		IP	WLS	BF	H	R	ER	SO	BB	IBB	HBP	BLK	WP	HR	S	P	ERA	WHIP
24 Ricky Romero, L ERA: 2.92	(1, 1)	7.2	L	32	6	6	1	5	2	0	2	0	1	2	63	114	1.17	1.043
44 Casey Janssen, R ERA: 2.33	(8, 1)	0.1		1	0	0	0	0	0	0	0	0	0	0	3	4	0.00	0.000

PITCHER	IP	WLS	BF	H	R	ER	SO	BB	IBB	HBP	BLK	WP	HR	S	P	ERA	WHIP

Batter	1	2	3	4	5	6	7	8	9	AB	R	H	RBI	BB	SO	LOB
18 Mike McCoy, R (1, 6) OBP: 0.294, SLG: 0.262	C FF 88 B FF 91 B FF 91 X FF 92 2-1 ① P6		B FC 90 F FF 90 L SI 89 B FC 93 B KC 81 F FF 92 X FF 93 3-2 ② L4		F FF 92 X FF 91 0-1 ③ L1			B KC 79 F KC 88 B FC 92 C FF 93 B SL 86 X FF 94 3-2 ② F9		4	0	0	0	0	0	0
14 Eric Thames, L (1, 7) OBP: 0.317, SLG: 0.466	C FF 90 B FF 92 F SI 88 X SL 87 1-2 ② G6-3		C KC 78 X SL 86 0-1 3B			B FC 92 B FF 93 C SI 89 B FF 93 C FF 94 B KC 82 4-2 2 FC5-4 BB		C FF 93 F KC 81 F FF 95 B KC 82 B FF 95 B SL 86 F FF 94 S KC 81 3-3 ③ K		3	0	1	0	1	1	0
19 José Bautista, R (1, 9) OBP: 0.447, SLG: 0.615 20 Mark Teahen, L (6, PH) OBP: 0.248, SLG: 0.289 (6, 9)	F FF 92 F FF 93 F FF 95 S KC 82 0-3 ③ K		X SI 92 0-0 ③ G5-3			F FF 93 F FF 94 B SI 92 C SL 88 1-3 ① K			B FF 88 C FF 88 B FF 89 X FF 89 2-1 ① F9	2 2	0 0	0 0	0 0	0 0	1 1	1 1
2 Kelly Johnson, L (1, 4) OBP: 0.303, SLG: 0.414		B FF 89 S FF 91 T FF 91 F FF 93 F FF 93 B KC 80 F FF 93 F SI 91 B SL 90 4-2 F FF 93 B FF 93 30 2B BB	B CH 88 X FF 90 1-0 ① P4			1 SAFE C SI 89 C FF 94 D SL 88 F FC 94 X SI 92 1-2 ② FC5-4 1-2f			C FF 89 B CU 79 F FF 89 X FF 89 1-2 ② F7	3	1	0	0	1	0	1
10 Edwin Encarnación, R (1, 5) OBP: 0.334, SLG: 0.453		F SI 89 F FF 92 X FF 94 0-2 ① F8	C FF 91 S SI 89 C SL 88 0-3 ② K			X FF 94 0-0 ③ F9			C FF 89 F CU 78 X FF 91 0-2 ③ G6-3	4	0	0	0	0	1	2
30 David Cooper, L (1, 3) OBP: 0.276, SLG: 0.379		B SI 89 X FF 91 1-0 1-H 2B	C KC 77 X SI 89 0-1 ③ G3-1				S FF 91 X SI 90 0-1 ① G1-3			3	0	1	1	0	0	0
9 J.P. Arencibia, R (1, 2) OBP: 0.278, SLG: 0.444		F FF 94 S FF 94 X SL 83 0-2 ② G6-3			B FC 90 F FF 91 X FF 90 1-1 ① P3		B FF 91 C FF 92 B FF 90 X FF 93 2-1 ② G4-3			3	0	0	0	0	0	1
39 Adam Loewen, L (1, 10) OBP: 0.281, SLG: 0.286		C FF 93 B KC 82 F FF 93 S FF 94 1-3 ③ K			B KC 77 S SI 89 C FF 92 C KC 80 1-3 ② K		C KC 79 X SI 90 0-1 ③ F8			3	0	0	0	0	2	1
3 Dewayne Wise, L (1, 8) OBP: 0.235, SLG: 0.309			B FF 87 X FF 90 1-0 ① F7		C FF 90 B SI 86 X FF 91 1-1 HR			C KC 75 F KC 78 X FF 90 0-2 ① G6-3		3	1	1	1	0	0	0
Inning Stats	R: 0 E: 0 K: 1 S: 9 H: 0 LOB: 0 BB: 0 P: 12	R: 1 E: 0 K: 1 S: 17 H: 1 LOB: 1 BB: 1 P: 23	R: 0 E: 0 K: 0 S: 8 H: 1 LOB: 1 BB: 0 P: 12	R: 0 E: 0 K: 1 S: 6 H: 0 LOB: 0 BB: 0 P: 7	R: 1 E: 0 K: 1 S: 9 H: 1 LOB: 0 BB: 0 P: 12	R: 0 E: 0 K: 1 S: 10 H: 0 LOB: 1 BB: 1 P: 16	R: 0 E: 0 K: 0 S: 6 H: 0 LOB: 0 BB: 0 P: 8	R: 0 E: 0 K: 1 S: 11 H: 0 LOB: 0 BB: 0 P: 17	R: 0 E: 0 K: 0 S: 8 H: 0 LOB: 0 BB: 0 P: 11	1B: 0 2B: 1 3B: 1 HR: 1	SF: 0 SAC: 0 DP: 0 HBP: 0	WP: 0 PB: 0 SB: 0 CS: 0	PA: 32			

TOP

Toronto Blue Jays @ Tampa Bay Rays

Tropicana Field, St. Petersburg, FL

Sun Sep 25 2011, 1:41 PM - 4:18 PM EDT

Att. 21,008 - Dome - 72 F

livebaseballscorecards.com

AB	30
R	2
H	3
RBI	2
BB	2
SO	6
LOB	7

PITCHER		IP	WLS	BF	H	R	ER	SO	BB	IBB	HBP	BLK	WP	HR	S	P	ERA	WHIP
40 Wade Davis, R ERA: 4.45	(1, 1)	8.0	W	29	3	2	2	6	2	0	0	0	0	1	76	107	2.25	0.625
62 Joel Peralta, R ERA: 2.97	(9, 1)	1.0	S	3	0	0	0	0	0	0	0	0	0	0	8	11	0.00	0.000

PITCHER	IP	WLS	BF	H	R	ER	SO	BB	IBB	HBP	BLK	WP	HR	S	P	ERA	WHIP

BOTTOM

Toronto Blue Jays @ Tampa Bay Rays

Tropicana Field, St. Petersburg, FL

Sun Sep 25 2011, 1:41 PM - 4:18 PM EDT

Att. 21,008 - Dome - 72 F

livebaseballscorecards.com

Batter	1	2	3	4	5	6	7	8	9	AB	R	H	RBI	BB	SO	LOB
8 Desmond Jennings, R (1, 7) OBP: 0.367, SLG: 0.476	B SI 86 B CH 79 C FF 89 S CU 78 X CH 79 2-2 ① F9		L CH 85 D CH 77 C SI 87 B CH 84 1 SAFE F CH 76 S CH 78 2-3 ① K	1 SAFE C SL 85 C FF 86 B SL 83 B SI 88 S SI 88 2-3 ② K		C CH 81 F CH 82 B SI 89 B SI 89 S SL 81 2-3 ③ K				4	0	0	0	0	3	2
2 B.J. Upton, R (1, 8) OBP: 0.327, SLG: 0.426	B FF 88 B CH 80 X SI 88 2-0 HR		C CH 83 X CH 85 0-1 ② P3	B FF 88 X SL 82 1-0 1-2 1B			B SL 78 B SI 87 B CH 81 C SI 87 F CH 81 C SI 88 3-3 ① K			4	1	2	1	0	1	1
3 Evan Longoria, R (1, 5) OBP: 0.345, SLG: 0.482	C CH 80 S CH 84 X CH 85 0-2 ② G4-3		B CH 82 X CH 76 1-0 1-H HR	C FC 88 B FC 89 C FF 88 D FF 89 X SI 90 2-2 ③ F8			B FF 89 C SI 89 X CH 83 1-1 ② F9			4	1	1	2	0	0	2
18 Ben Zobrist, S (1, 4) OBP: 0.351, SLG: 0.466	B CH 79 C CH 82 F SL 84 F CH 84 X FF 89 1-2 IHR		B CH 88 C CH 79 B CH 85 B CH 80 B SI 86 4-1 1 HBP 22 S BB		B CH 85 C SL 80 B FF 88 S CU 78 F FC 88 S CH 81 2-3 ① K2-3		B SL 80 B CH 82 C CH 82 X SI 89 2-1 1B			3	1	2	1	1	1	0
22 Johnny Damon, L (1, 10) OBP: 0.325, SLG: 0.420	C FF 86 X SI 89 0-1 ③ L6		B FF 86 C CH 83 B CH 76 B CH 80 B SI 86 4-1 1 HBP 1-2 BB		B CH 79 B SI 88 S SI 88 F SL 81 S CH 82 2-3 ② K		1 SAFE F SI 92 X CH 82 0-1 ③ L3			3	0	0	0	1	1	1
1 Sean Rodríguez, R (1, 6) OBP: 0.320, SLG: 0.358		B SI 87 B CH 79 C SI 87 B CH 81 C SI 87 F CH 79 F FF 89 X CH 81 3-2 ① F8	B FF 89 C CH 79 H CH 84 2-1 1-2 2-3 HBP		C FC 90 B FF 88 S CH 80 C FF 89 1-3 ③ K			B SI 92 F SI 93 S CH 83 B CH 84 X SI 93 2-2 ① G6-3		3	0	0	0	0	1	0
11 Casey Kotchman, L (1, 3) OBP: 0.378, SLG: 0.424		C CH 84 B CH 80 C CH 81 B SI 88 B CH 80 X CH 82 3-2 ② G3	B CH 80 C CH 80 X CH 79 1-1 ③ P4			B FF 86 C CH 79 F CH 80 B SL 82 X SL 80 2-2 ① G4-3		B CH 84 C CH 83 B SI 94 H SI 92 3-1 HBP		3	0	0	0	0	0	3
11 Brandon Guyer, R (1, 9) OBP: 0.195, SLG: 0.350 20 Matt Joyce, L (6, PH) (7, 9) OBP: 0.348, SLG: 0.475		B FF 89 S CH 80 X CH 80 1-1 ③ G5-3		B SI 86 C FF 86 X CH 84 1-1 ① G5-3		B FC 88 C CH 79 B FC 89 B FF 88 S CH 79 X CH 80 3-2 ② F8		S CH 84 B CH 82 F SI 92 C CH 83 1-3 ② K		2 2	0 0	0 0	0 0	0 0	0 1	0 1
10 Kelly Shoppach, R (1, 2) OBP: 0.272, SLG: 0.336			B CH 78 X SI 85 1-0 3 HR 1B	B FF 86 B CH 80 F CH 81 C CH 78 F CH 83 B FF 88 X CH 79 3-2 2 1B 1B		B FC 88 B SL 82 F SI 89 C SL 82 F FC 90 B SL 83 X SL 81 3-2 HR		C SI 90 B SL 80 C SI 90 S SL 81 1-3 ③ K		4	2	3	1	0	1	1
Inning Stats	R: 2 E: 0 K: 0 S: 13 H: 2 LOB: 0 BB: 0 P: 18	R: 0 E: 0 K: 0 S: 10 H: 0 LOB: 0 BB: 0 P: 17	R: 2 E: 0 K: 1 S: 13 H: 2 LOB: 3 BB: 2 P: 28	R: 0 E: 0 K: 1 S: 13 H: 2 LOB: 2 BB: 0 P: 22	R: 0 E: 0 K: 3 S: 10 H: 0 LOB: 0 BB: 0 P: 15	R: 1 E: 0 K: 1 S: 13 H: 1 LOB: 0 BB: 0 P: 23	R: 0 E: 0 K: 1 S: 9 H: 1 LOB: 1 BB: 0 P: 15	R: 0 E: 0 K: 2 S: 10 H: 0 LOB: 1 BB: 0 P: 17		1B: 4 2B: 0 3B: 0 HR: 4	SF: 0 SAC: 0 DP: 0 HBP: 2				WP: 0 PB: 0 SB: 1 CS: 0	PA: 36	

	AB	32
	R	5
	H	8
	RBI	5
	BB	2
	SO	9
	LOB	11

PITCHER		IP	WLS	BF	H	R	ER	SO	BB	IBB	HBP	BLK	WP	HR	S	P	ERA	WHIP
27 Brett Cecil, L ERA: 4.73	(1, 1)	3.1	L	18	5	4	4	1	2	0	1	0	0	2	42	73	10.80	2.100
51 Jesse Litsch, R ERA: 4.44	(4, 1)	2.1		9	2	1	1	4	0	0	0	0	0	1	27	45	3.86	0.857
57 Shawn Camp, R ERA: 4.29	(6, 1)	1.0		4	1	0	0	2	0	0	0	0	0	0	10	18	0.00	1.000
47 Luis Perez, L ERA: 5.12	(7, 1)	1.0		4	0	0	0	1	0	0	1	0	0	0	9	15	0.00	0.000
49 Danny Farquhar, R ERA: 13.5	(8, 1)	0.1		1	0	0	0	1	0	0	0	0	0	0	3	4	0.00	0.000

PITCHER	IP	WLS	BF	H	R	ER	SO	BB	IBB	HBP	BLK	WP	HR	S	P	ERA	WHIP

Batter	1	2	3	4	5	6	7	8	9	AB	R	H	RBI	BB	SO	LOB
18 Mike McCoy, R (1, 6) OBP: 0.293, SLG: 0.258	B SI 88 X FF 87 1-0 ① F8		C FF 88 S SL 82 B SL 81 S SL 82 1-3 ① K		X SL 83 0-0 ② P5			B FF 96 C FF 95 B SL 87 F FF 96 B FF 96 B FF 95 4-2 26 S 19 S 26 G6-3 BB	C FF 96 B FF 95 B FF 95 B FF 97 F FF 96 X FF 95 3-2 19 WP 1-H 3-H 2B	3	1	0	0	1	1	2
30 David Cooper, L (9, PH) OBP: 0.286, SLG: 0.403										1	0	1	2	0	0	0
25 Chris Woodward, R (9, PR)										0	0	0	0	0	0	0
14 Eric Thames, L (1, 7) OBP: 0.315, SLG: 0.460	B SI 90 X FF 89 1-0 ② G4-3		B CH 83 B SL 82 F FF 88 B FF 89 F SI 88 X SL 82 3-2 ② G3-1		D SL 83 B SL 81 S SI 89 F SI 89 F FF 92 S SL 82 2-3 ③ K			C FF 96 F FF 95 B CH 85 T CH 86 1-2 ① K	C FF 96 B CH 88 B FF 96 F FF 96 F SL 87 B SL 86 B SL 86 4-2 19 BB BB	4	0	0	0	1	2	3
19 José Bautista, R (1, 10) OBP: 0.448, SLG: 0.613	C SI 90 C CU 76 B SL 83 B SL 82 S SL 82 2-3 ③ K		B CH 82 X SL 82 1-0 ③ P2			F FF 89 B SL 82 F SL 81 B SL 80 B SL 80 F FF 88 F SL 81 F FF 89 B FF 88 4-2 BB		B FF 95 C SL 88 B FF 96 B FF 96 S FF 96 B FF 96 4-2 26 S 1-2 BB	B SL 87 B SL 86 C FF 93 B FF 97 C FF 96 B FF 96 4-2 1-2 2-3 BB	2	0	0	0	3	1	0
3 Dewayne Wise, L (9, PR) OBP: 0.235, SLG: 0.309										0	0	0	0	0	0	0
26 Adam Lind, L (1, 3) OBP: 0.297, SLG: 0.442		C SL 82 T FF 88 B CH 82 S SL 82 1-3 ① K		X CU 76 0-0 ① F8		B FF 90 X SL 81 1-0 ① P4		B FF 95 B FF 95 T FF 95 F FF 96 F FF 96 X SI 96 2-2 ② G6-3 1-2 2-H	C FF 96 B FF 96 S FF 96 F FF 97 D SL 88 F SL 88 S SL 89 2-3 ③ K	5	0	0	1	0	2	5
2 Kelly Johnson, L (1, 4) OBP: 0.303, SLG: 0.413		C FF 90 C FF 89 B SL 82 F FF 90 B CH 84 B CH 84 X SL 81 3-2 20 BB 9 HBP 1B	C SI 89 S FF 88 B FF 88 X SI 88 1-2 ② G1-3		B SL 82 X SI 88 1-0 ② F9		C FF 94 F FF 96 S SL 83 0-3 ③ K		4	0	1	0	0	1	2
9 J.P. Arencibia, R (1, 2) OBP: 0.280, SLG: 0.442		B FF 89 S SL 82 F FF 88 F SL 81 H FF 86 2-2 20 BB 1-2 HBP	C SI 89 F FF 90 T FF 92 0-2 ③ K		S SL 82 B FF 90 F FF 91 T SL 81 1-2 ③ K			C FF 97 B FF 95 B FF 97 F FF 97 B SL 88 F FF 96 B SL 86 4-2 20 1B 30 2B BB	2	1	0	0	1	2	1
20 Mark Teahen, L (1, 5) OBP: 0.260, SLG: 0.297		B FF 89 B SL 82 F SL 82 B FF 90 B SI 89 4-1 1-2 2-3 BB		B SI 89 X FF 88 1-0 39 2B 1B			S FF 89 C SI 91 F SI 91 F SI 92 S SL 83 0-3 ① K2-3		C FF 96 X SI 96 0-1 30 DI 30 2B 1-3 1B	3	1	2	0	1	1	0
28 Colby Rasmus, L (1, 8) OBP: 0.301, SLG: 0.396		C SL 82 X SL 82 0-1 ② L3		S FF 89 S SL 82 B SL 83 X SL 79 1-2 ① P3			S SL 84 F SL 84 X FF 91 0-2 ② G4-3	C FF 97 D CH 89 B FF 96 S FF 95 C SL 86 2-3 ① K	4	0	0	0	0	1	6
39 Adam Loewen, L (1, 9) OBP: 0.278, SLG: 0.313		B SI 90 B SI 88 X SI 90 2-0 ③ F7		1 SAFE C SL 82 X FF 88 0-1 1-3 2B			B SL 84 C FF 91 B SL 83 F FF 90 X FF 90 2-2 ③ G6-3	B FF 96 C FF 97 C FF 97 S SL 86 1-3 ② K	4	0	1	0	0	1	5
Inning Stats	R: 0 E: 0 K: 1 S: 5 H: 0 LOB: 0 BB: 0 P: 9	R: 0 E: 0 K: 1 S: 14 H: 1 LOB: 3 BB: 1 P: 26	R: 0 E: 0 K: 1 S: 7 H: 0 LOB: 0 BB: 0 P: 12	R: 0 E: 0 K: 1 S: 7 H: 0 LOB: 0 BB: 0 P: 8	R: 0 E: 0 K: 1 S: 11 H: 2 LOB: 2 BB: 0 P: 15	R: 0 E: 0 K: 1 S: 10 H: 0 LOB: 1 BB: 1 P: 17	R: 0 E: 0 K: 1 S: 11 H: 0 LOB: 0 BB: 0 P: 13	R: 1 E: 0 K: 2 S: 14 H: 0 LOB: 1 BB: 2 P: 25	R: 2 E: 0 K: 3 S: 24 H: 2 LOB: 3 BB: 3 P: 44	1B: 3 2B: 2 3B: 0 HR: 0 SF: 0 SAC: 0 DP: 0 HBP: 1						

TOP

Toronto Blue Jays @ Chicago White Sox

U.S. Cellular Field, Chicago, IL

Mon Sep 26 2011, 8:11 PM - 11:01 PM EDT

Att. 21,448 - Overcast - 57 F

livebaseballscorecards.com

AB	32
R	3
H	5
RBI	3
BB	7
SO	12
LOB	24

WP: 1 PA: 40
PB: 0
SB: 3
CS: 0

PITCHER		IP	WLS	BF	H	R	ER	SO	BB	IBB	HBP	BLK	WP	HR	S	P	ERA	WHIP
39 Dylan Axelrod, R ERA: 2.89	(1, 1)	6.0	W	24	3	0	0	6	2	0	1	0	0	0	54	87	0.00	0.833
77 Will Ohman, L ERA: 4.25	(7, 1)	1.0	H	3	0	0	0	1	0	0	0	0	0	0	11	13	0.00	0.000
26 Jesse Crain, R ERA: 2.49	(8, 1)	0.1		3	0	1	1	1	2	0	0	0	0	0	7	16	27.00	6.000
37 Matt Thornton, L ERA: 3.39	(8, 1)	0.2	H	2	0	0	0	1	0	0	0	0	0	0	7	9	0.00	0.000
46 Sergio Santos, R ERA: 3.57	(9, 1)	1.0	S	8	2	2	2	3	3	0	0	0	1	0	24	44	18.00	5.000

PITCHER		IP	WLS	BF	H	R	ER	SO	BB	IBB	HBP	BLK	WP	HR	S	P	ERA	WHIP

Batter	1	2	3	4	5	6	7	8	9	AB	R	H	RBI	BB	SO	LOB
1 Juan Pierre, L (1, 7) OBP: 0.334, SLG: 0.332	B FF 91 X CH 89 1-0 ① L7	L FF 92 B FF 93 B CH 87 B FF 92 X SI 92 3-1 ③ G4-3		1 SAFE C FF 92 B FF 94 1 SAFE 1 SAFE X CH 83 1-1 1-2 1B			C FF 94 F FC 93 X FF 94 0-2 ① F7			4	0	1	0	0	0	0
10 Alexei Ramirez, R (1, 6) OBP: 0.328, SLG: 0.399	C SI 91 F CH 89 B SL 86 B SL 87 F SI 92 X SL 88 2-2 ② F7		B CU 78 B FF 92 F FF 92 B SI 92 B SI 92 4-1 44 WP 12 1B BB	S FF 90 B FF 95 X FF 94 1-1 ③ F9			C FF 95 X SI 96 0-1 12 G6-3 24 2B 1B			3	1	1	0	1	0	2
12 A.J. Pierzynski, L (1, 2) OBP: 0.324, SLG: 0.407	B SI 91 X SI 92 1-0 E9 1B		S FF 93 X FF 94 0-1 1-2 44 WP 1B		C FF 88 B SL 81 X SL 81 1-1 ① F8		1 SAFE B FF 92 X SI 93 1-0 ② G6-3 1-2			4	0	2	0	0	0	1
24 Dayan Viciedo, R (1, 9) OBP: 0.340, SLG: 0.326	D SL 87 F FF 94 S SI 93 B SL 85 S SL 88 2-3 ③ K2-3		B SL 88 X SI 94 1-0 ① L9		B CU 67 C SL 82 B FF 90 X CH 83 2-1 ② F9		C FF 94 B FF 93 B FF 94 X FC 92 2-1 2-H 2B			4	0	1	1	0	1	3
44 Adam Dunn, L (1, 10) OBP: 0.294, SLG: 0.279		B FF 91 B CH 84 F FF 90 F FF 91 B SL 87 B FF 93 4-2 22 FC3-6 BB	C FF 95 C CH 87 D CU 80 B SL 88 S FF 94 2-3 1-2 2-3 K		C FF 89 B CU 77 C CH 82 B FF 90 S SL 84 3-3 ③ K		B FF 95 B FF 94 C SI 95 B FF 94 B SI 94 4-1 BB			2	0	0	0	2	2	2
22 Brent Morel, R (1, 5) OBP: 0.292, SLG: 0.372		B FF 91 B SL 87 X FF 91 2-0 ① FC3-6 30 HBP 17 HR 1-2f	C FF 95 B FF 96 F FF 95 F FF 95 S SL 89 1-3 ③ K			C FF 88 B CU 73 S SL 82 B FF 90 F SL 84 X SL 82 2-2 ① F9	F FF 94 D FF 91 B FF 94 B FF 94 X SI 94 3-1 ③ G5-3			4	1	0	0	0	1	5
30 Alejandro De Aza, L (1, 8) OBP: 0.389, SLG: 0.510		F FF 93 H SL 86 1-1 17 HR 1-2 HBP		B FF 93 X FF 92 1-0 ① F7		B CH 82 X CH 82 1-0 17 S 1B		C FF 95 B FF 94 X FS 86 1-1 ① G4-3		3	1	1	0	0	0	0
17 Tyler Flowers, R (1, 3) OBP: 0.303, SLG: 0.390		C SI 93 C SI 94 D SL 85 X SL 86 1-2 1-H 2-H HR		X FF 94 0-0 ② F8		C FF 88 X CH 82 0-1 ② F9 1-2		B SL 87 F FF 94 F FF 94 B FS 88 S FF 96 2-3 ② K		4	1	1	3	0	1	1
15 Gordon Beckham, R (1, 4) OBP: 0.293, SLG: 0.325		B FF 93 F SI 94 C FF 94 B FF 93 X FF 93 2-2 ② P4		B FF 91 B SI 92 B FF 92 C FF 91 B FF 93 4-1 1 1B BB		C FF 90 X CU 77 0-1 ③ G5-3		F FF 95 X FF 95 0-1 ③ P4		3	0	0	0	1	0	1
Inning Stats	R: 0 E: 1 K: 1 S: 9 H: 1 LOB: 1 BB: 0 P: 15	R: 3 E: 0 K: 0 S: 12 H: 1 LOB: 0 BB: 1 P: 25	R: 0 E: 0 K: 2 S: 11 H: 1 LOB: 2 BB: 1 P: 19	R: 0 E: 0 K: 0 S: 7 H: 1 LOB: 2 BB: 1 P: 14	R: 0 E: 0 K: 1 S: 7 H: 0 LOB: 0 BB: 0 P: 13	R: 0 E: 0 K: 0 S: 9 H: 1 LOB: 1 BB: 0 P: 12	R: 1 E: 0 K: 0 S: 11 H: 2 LOB: 2 BB: 1 P: 21	R: 0 E: 0 K: 1 S: 7 H: 0 LOB: 0 BB: 0 P: 10		1B: 5 2B: 1 3B: 0 HR: 1 SF: 0 SAC: 0 DP: 0 HBP: 1				WP: 1 PB: 0 SB: 1 CS: 0 PA: 36	

PITCHER		IP	WLS	BF	H	R	ER	SO	BB	IBB	HBP	BLK	WP	HR	S	P	ERA	WHIP
29 Dustin McGowan, R ERA: 6.43	(1, 1)	4.0	L	20	4	3	3	3	3	0	1	0	1	1	39	73	6.75	1.750
33 Carlos Villanueva, R ERA: 4.04	(5, 1)	2.0		7	1	0	0	1	0	0	0	0	0	0	16	25	0.00	0.500
4 Kyle Drabek, R ERA: 6.06	(7, 1)	1.0		6	2	1	1	0	1	0	0	0	0	0	11	21	9.00	3.000
58 Chad Beck, R ERA:	(8, 1)	1.0		3	0	0	0	1	0	0	0	0	0	0	7	10	0.00	0.000

PITCHER	IP	WLS	BF	H	R	ER	SO	BB	IBB	HBP	BLK	WP	HR	S	P	ERA	WHIP

BOTTOM

Toronto Blue Jays @ Chicago White Sox

U.S. Cellular Field, Chicago, IL

Mon Sep 26 2011, 8:11 PM - 11:01 PM EDT

Att. 21,448 - Overcast - 57 F

livebaseballscorecards.com

AB	31
R	4
H	7
RBI	4
BB	4
SO	5
LOB	15

Batter	1	2	3	4	5	6	7	8	9	AB	R	H	RBI	BB	SO	LOB
18 Mike McCoy, R (1, 6) OBP: 0.294, SLG: 0.275	B FF 85 C FF 85 B SI 85 B SI 86 C FF 86 F FF 87 C FF 87 3-3 ① K		X SI 86 0-0 SH 14 G6-3 1-2		C SI 87 B CU 71 B CH 79 X SI 86 2-1 ③ G4-3			C FF 94 S SL 87 B SL 87 B SL 86 F FF 94 X FF 95 2-2 HR		3	1	1	1	0	1	0
14 Eric Thames, L (1, 7) OBP: 0.314, SLG: 0.457	C FF 87 B SI 88 X SI 87 1-1 ② G5-3		C FF 82 X SI 87 0-1 ①② G6-3 1-2f 2-3			C FC 80 C FC 81 B FF 86 S FC 81 1-3 ① K		S SL 86 B SL 88 S SL 87 B SL 85 B FF 94 F SL 85 F FF 95 B SL 87 4-2 8 CS BB		3	0	0	0	1	1	2
19 José Bautista, R (1, 9) OBP: 0.449, SLG: 0.612	C SI 88 B SI 88 B CH 81 F CH 81 X CU 73 2-2 1B		B FF 84 B FF 83 X SI 84 2-0 ③ F8			B CU 72 X FC 83 1-0 26 G4-6-3 1B		S FF 95 D SL 89 F SL 87 B FF 94 S FF 94 2-3 ① K		4	0	2	0	0	1	2
26 Adam Lind, L (1, 3) OBP: 0.295, SLG: 0.439	C FF 88 C SI 87 1 SAFE S FF 87 0-3 ③ K			C FC 79 X CU 73 0-1 ① G4-3		B FF 86 B FC 82 C FF 87 X SI 87 2-1 ②③ G4-6-3 1-2f		B SL 81 S SI 96 S SI 96 S SL 81 1-3 ② K		4	0	0	0	0	2	3
8 José Molina, R (1, 2) OBP: 0.344, SLG: 0.418		F SI 85 X CU 71 0-1 2 G4-3 2B		B SI 85 F SI 85 B FF 83 X FF 83 2-1 ② G6-3			S CH 78 B CH 78 F FF 83 X CH 77 1-2 28 FC4-6 2 E 1B	S CH 85 S CH 86 B CH 86 1-2 ③ CS 1-2	B CH 84 B SI 94 C SI 94 F SI 93 C SL 81 2-3 ① K	4	0	2	0	0	1	0
2 Kelly Johnson, L (1, 4) OBP: 0.302, SLG: 0.411		X FF 87 0-0 ① G4-3 2-3		X SI 87 0-0 1B			C FF 86 B FF 82 D FC 83 B FF 82 F FF 86 X FF 87 3-2 FC5 28 FC4-6 1-2		C SL 79 S SL 82 S SL 83 0-3 ② K	4	0	1	0	0	1	2
9 J.P. Arencibia, R (1, 10) OBP: 0.280, SLG: 0.440 3 Dewayne Wise, L (9, PR) OBP: 0.235, SLG: 0.309		F SI 86 F CH 80 B FF 88 B FF 88 F CH 79 F FF 85 X FF 88 2-2 ② P2		C SI 82 B SI 87 B FC 83 F CH 81 1 SAFE F FF 88 B FF 88 S FC 85 3-3 ③ K			X FC 84 0-0 ① L6		B SL 82 S CH 85 X CH 86 1-1 1B	4 0	0 0	1 0	0 0	0 0	1 0	4 0
28 Colby Rasmus, L (1, 8) OBP: 0.299, SLG: 0.393 25 Chris Woodward, R (9, PH)		B SI 87 S SI 87 B SI 87 F FC 84 D CH 80 F CH 80 S CH 80 3-3 ③ K			S CU 74 B SI 86 B FF 86 S FC 81 F FC 82 C FF 87 2-3 ① K		F SI 86 B FC 82 X FC 82 1-1 ② FC4-6 1-2f 2-3		B SI 96 S SI 95 X SI 96 1-1 ③ G5-3	3 1	0 0	0 0	0 0	0 0	2 0	3 1
20 Mark Teahen, L (1, 5) OBP: 0.262, SLG: 0.297			X SI 85 0-0 14 G6-3 18 SH 1B		X SI 86 0-0 ② G4-3		B FC 82 C FC 82 1 SAFE S SI 87 1 SAFE F FC 82 F FF 88 X FF 89 1-2 ③ G5-3			3	0	1	0	0	0	2
Inning Stats	R: 0 E: 0 K: 2 S: 12 H: 1 LOB: 1 BB: 0 P: 18	R: 0 E: 0 K: 1 S: 12 H: 1 LOB: 1 BB: 0 P: 17	R: 0 E: 1 K: 0 S: 5 H: 1 LOB: 1 BB: 0 P: 7	R: 0 E: 0 K: 1 S: 9 H: 1 LOB: 1 BB: 0 P: 14	R: 0 E: 0 K: 1 S: 7 H: 0 LOB: 0 BB: 0 P: 11	R: 0 E: 0 K: 1 S: 6 H: 1 LOB: 0 BB: 0 P: 10	R: 0 E: 1 K: 0 S: 14 H: 1 LOB: 2 BB: 0 P: 20	R: 1 E: 0 K: 2 S: 16 H: 1 LOB: 0 BB: 1 P: 26	R: 0 E: 0 K: 2 S: 10 H: 1 LOB: 1 BB: 0 P: 14	1B: 6 2B: 1 3B: 0 HR: 1 SF: 0 SAC: 1 DP: 2 HBP: 0						

PITCHER		IP	WLS	BF	H	R	ER	SO	BB	IBB	HBP	BLK	WP	HR	S	P	ERA	WHIP
56 Mark Buehrle, L ERA: 3.59	(1, 1)	7.0	W	27	6	0	0	6	0	0	0	0	0	0	65	97	0.00	0.857
26 Jesse Crain, R ERA: 2.62	(8, 1)	0.1	H	3	1	1	1	1	1	0	0	0	0	1	11	19	27.00	6.000
49 Chris Sale, L ERA: 2.55	(8, 1)	1.2	S	5	1	0	0	3	0	0	0	0	0	0	15	21	0.00	0.600

PITCHER	IP	WLS	BF	H	R	ER	SO	BB	IBB	HBP	BLK	WP	HR	S	P	ERA	WHIP

TOP

Toronto Blue Jays @ Chicago White Sox

U.S. Cellular Field, Chicago, IL

Tue Sep 27 2011, 8:11 PM - 10:25 PM EDT

Att. 23,934 - Partly Cloudy - 61 F

livebaseballscorecards.com

AB	33
R	1
H	8
RBI	1
BB	1
SO	10
LOB	19

Batter	1	2	3	4	5	6	7	8	9	AB	R	H	RBI	BB	SO	LOB
1 Juan Pierre, L (1, 7) OBP: 0.332, SLG: 0.330	C CH 84 C CH 82 F FF 96 X SI 92 0-2 G3-1		1 SAFE B SI 92 C FF 91 X FF 94 1-1 B5		B SI 93 C CH 83 X CH 85 1-1 G6-3			C FF 92 X FF 91 0-1 G1-3		4	0	0	0	0	0	2
30 Alejandro De Aza, L (1, 8) OBP: 0.392, SLG: 0.517	B CH 87 C SI 90 X CH 83 1-1 F7		S SI 93 X CH 84 0-1 1-2 1B			F SI 92 B SI 93 F SI 93 X FF 90 1-2 12 1B 2B		C CU 75 F FF 92 S FC 89 0-3 K		4	1	2	0	0	1	0
10 Alexei Ramirez, R (1, 6) OBP: 0.326, SLG: 0.396	B CH 88 B CH 82 B FF 90 C SI 90 F SI 91 S SI 92 3-3 K		1 SAFE X SI 92 0-0 G5-3			C FF 92 X FF 93 0-1 P4		C SI 87 S CH 81 B SI 89 S CH 82 1-3 K		4	0	0	0	0	2	2
12 A.J. Pierzynski, L (1, 2) OBP: 0.324, SLG: 0.407		B SI 92 F FF 91 X SI 90 1-1 G5-3		B SI 92 F FF 94 X SI 93 1-1 G3-1		X FF 92 0-0 17 FC5-4 2-H 1B				3	0	1	1	0	0	0
17 Tyler Flowers, R (1, 10) OBP: 0.304, SLG: 0.417		C SI 94 B SI 94 X FF 94 1-1 HR		F FF 92 B SI 95 B FF 94 F SL 88 F SL 84 F SL 85 B CH 87 X CH 87 3-2 G5-3		C SI 94 B FF 94 F FF 92 X CH 87 1-2 FC5-4 1-2f				3	1	1	1	0	0	1
44 Adam Dunn, L (1, 3) OBP: 0.292, SLG: 0.277		C CH 86 C SI 93 B FF 95 B SI 92 B CH 86 C CH 86 3-3 K		B FF 92 B CH 85 F SI 92 B FF 96 S CH 86 F T CH 86 3-2 K		F CH 84 F FF 95 B SL 84 F FF 95 B CH 85 T CH 85 2-2 K				3	0	0	0	0	3	1
24 Dayan Viciedo, R (1, 9) OBP: 0.339, SLG: 0.327		C FF 96 B SL 88 X SL 88 1-1 1B			B SI 90 X FF 89 1-0 P3		B SL 85 C CH 84 S SL 85 B FF 94 S CH 86 2-3 K			3	0	1	0	0	1	0
22 Brent Morel, R (1, 5) OBP: 0.290, SLG: 0.369		S FF 94 C FF 92 B FF 95 D SL 88 B CH 87 F CH 86 S SI 94 3-3 K			B SL 82 X SL 81 1-0 F8		C SI 94 C FF 94 F CH 86 B SI 92 X SL 86 1-2 G6-3			3	0	0	0	0	1	1
15 Gordon Beckham, R (1, 4) OBP: 0.295, SLG: 0.329			B FF 94 S SI 94 F SI 93 X FF 89 1-2 30 CS 1B		B SL 84 B SI 91 F FF 92 X SI 92 2-1 2B		X CH 87 0-0 G5-3			3	0	2	0	0	0	0
Inning Stats	R: 0 E: 0 K: 1 S: 9 H: 0 LOB: 0 BB: 0 P: 13	R: 1 E: 0 K: 2 S: 13 H: 2 LOB: 1 BB: 0 P: 22	R: 0 E: 0 K: 0 S: 8 H: 2 LOB: 1 BB: 0 P: 10	R: 0 E: 0 K: 1 S: 11 H: 0 LOB: 0 BB: 0 P: 18	R: 0 E: 0 K: 0 S: 6 H: 1 LOB: 1 BB: 0 P: 11	R: 1 E: 0 K: 1 S: 13 H: 2 LOB: 1 BB: 0 P: 17	R: 0 E: 0 K: 1 S: 8 H: 0 LOB: 0 BB: 0 P: 11	R: 0 E: 0 K: 2 S: 8 H: 0 LOB: 0 BB: 0 P: 9		1B: 4 2B: 2 3B: 0 HR: 1 SF: 0 SAC: 0 DP: 0 HBP: 0				WP: 0 PB: 0 SB: 0 CS: 1 PA: 30		

PITCHER	IP	WLS	BF	H	R	ER	SO	BB	IBB	HBP	BLK	WP	HR	S	P	ERA	WHIP
37 Henderson Alvarez III, R (1, 1) ERA: 3.53	7.0	L	27	7	2	2	6	0	0	0	0	0	1	68	102	2.57	1.000
44 Casey Janssen, R (8, 1) ERA: 2.3	0.2		2	0	0	0	1	0	0	0	0	0	0	5	5	0.00	0.000
57 Shawn Camp, R (8, 1) ERA: 4.27	0.1		1	0	0	0	1	0	0	0	0	0	0	3	4	0.00	0.000

PITCHER	IP	WLS	BF	H	R	ER	SO	BB	IBB	HBP	BLK	WP	HR	S	P	ERA	WHIP

BOTTOM

Toronto Blue Jays @ Chicago White Sox

U.S. Cellular Field, Chicago, IL

Tue Sep 27 2011, 8:11 PM - 10:25 PM EDT

Att. 23,934 - Partly Cloudy - 61 F

livebaseballscorecards.com

AB	30
R	2
H	7
RBI	2
BB	0
SO	8
LOB	7

Batter	1	2	3	4	5	6	7	8	9	AB	R	H	RBI	BB	SO	LOB
18 Mike McCoy, R (1, 6) OBP: 0.291, SLG: 0.269	B FF 93 F FF 92 B SL 87 B SL 84 C SI 92 F SI 93 F FF 93 B SI 93 4-2 14 2B BB		X FF 90 0-0 ① F8		B CH 85 X SI 91 1-0 ③ FC4 1-2f			B FF 95 F FF 96 B FF 96 B FF 96 S FF 96 X FF 97 3-2 ① L6	C FF 93 B FF 95 B FF 94 S FF 95 X FF 94 2-2 ② FC6-2 1-2 2-3 3-Hf	4	1	0	0	1	0	4
14 Eric Thames, L (1, 7) OBP: 0.313, SLG: 0.456	X SI 92 0-0 1-H 2B		B FF 92 C CH 85 B CU 82 T SI 92 B SL 86 S SI 93 3-3 ② K			B SI 89 T FF 89 F CH 84 S CU 81 1-3 K		C FF 97 C SL 82 X FF 96 0-2 ② F7	B FF 90 F FF 90 F SI 90 B SL 84 X SL 82 2-2 ③ G4-3	5	0	1	1	0	2	3
19 José Bautista, R (1, 10) OBP: 0.447, SLG: 0.608	B CH 86 B CH 86 B SI 92 C SI 92 B CH 84 4-1 30 G4-6-3 BB		B CH 87 C FC 87 B SL 82 C SI 93 B SL 84 C SL 82 3-3 ③ K			D SL 84 F SI 91 S SL 86 S SL 82 1-3 ① K		B FF 98 C FF 98 B FF 97 X FF 98 2-1 ③ G6-3		3	0	0	0	1	2	1
2 Kelly Johnson, L (1, 4) OBP: 0.304, SLG: 0.413	S SL 85 F CH 86 D SL 81 B SI 92 S SL 86 2-3 ① K			C CH 84 B FF 90 F FF 91 H SL 82 2-2 30 G3-6-4 HBP		1 SAFE F FF 91 B CH 86 C FF 91 S SL 82 1-3 ② K			X SI 97 0-0 30 1B 20 BB 2B	3	1	1	0	0	2	3
30 David Cooper, L (1, 3) OBP: 0.284, SLG: 0.394	B FF 92 F CH 85 B CH 86 C SL 84 X SL 81 2-2 ② G4-6-3 1-2f			X CH 83 0-0 ① G3-6-4 1-2f		B SL 85 B SI 91 C SI 91 C FF 91 X SL 82 2-2 ③ L8			B SI 97 B SL 81 B SI 97 C SI 96 C SI 96 X SL 81 3-2 20 BB 28 SH1-3 39 BB 2-3 1B	4	1	1	0	0	0	4
28 Colby Rasmus, L (1, 8) OBP: 0.298, SLG: 0.391		C FF 92 F CH 84 B FF 92 S CU 82 1-3 ① K2-3		S SI 92 S FF 92 B SL 82 X FF 92 1-2 ③ L7			X CH 84 0-0 ① F7		B SL 82 B SL 81 B SI 95 C SI 96 X SL 81 3-1 ① SH1-3 1-2	3	0	0	0	0	1	0
9 J.P. Arencibia, R (1, 2) OBP: 0.282, SLG: 0.438		F SL 86 X CU 81 0-1 ② F8			C SL 84 B SI 91 B FF 92 S SL 85 B SL 85 B FF 92 4-2 18 FC4 BB		F SL 84 B SL 85 X SL 84 1-1 ② G1		I IN 60 I IN 63 I IN 64 I IN 64 4-0 39 BB 20 BB 18 FC6-2 IBB	2	0	0	0	2	0	0
20 Mark Teahen, L (1, 5) OBP: 0.273, SLG: 0.300		B SI 91 S SL 86 B CH 86 F SL 86 B FF 93 B CH 86 4-2 BB			1 SAFE S CH 86 F SI 91 D SL 84 B SL 82 F SL 86 B SI 88 C FF 92 3-3 ① K		B CU 79 B SL 84 C SI 90 S SL 80 X SL 82 2-2 1B		F SI 96 B SL 82 C SL 83 B SL 82 B SI 96 4-2 18 FC6-2 39 BB 1-2 2-3 3-H BB	2	0	1	1	2	1	1
3 Dewayne Wise, L (1, 9) OBP: 0.231, SLG: 0.303 8 José Molina, R (7, PH) OBP: 0.342, SLG: 0.415 39 Adam Loewen, L (7, 9) OBP: 0.297, SLG: 0.313		C SI 92 X CU 81 0-1 ③ G3-1			S CH 86 B SI 92 S SL 82 1 SAFE F FF 92 C CU 82 1-3 ② K		1 SAFE C FF 96 F FF 96 B FF 96 F SL 82 B FF 96 S FF 97 2-3 ③ K		B SI 98 B SL 84 B SI 95 B SI 95 4-0 18 FC6-2 1-2 2-3 3-H BB	2 1 0	0 0 0	0 0 0	0 0 1	0 0 1	1 1 0	2 1 0
Inning Stats	R: 1 E: 0 K: 1 S: 12 H: 1 LOB: 1 BB: 2 P: 24	R: 0 E: 0 K: 1 S: 9 H: 0 LOB: 1 BB: 1 P: 14	R: 0 E: 0 K: 2 S: 7 H: 0 LOB: 0 BB: 0 P: 13	R: 0 E: 0 K: 0 S: 6 H: 0 LOB: 0 BB: 0 P: 9	R: 0 E: 0 K: 2 S: 11 H: 0 LOB: 1 BB: 1 P: 20	R: 0 E: 0 K: 3 S: 12 H: 0 LOB: 1 BB: 0 P: 17	R: 0 E: 0 K: 1 S: 10 H: 1 LOB: 1 BB: 0 P: 15	R: 0 E: 0 K: 0 S: 8 H: 0 LOB: 0 BB: 0 P: 13	R: 2 E: 0 K: 0 S: 14 H: 2 LOB: 3 BB: 3 P: 36	1B: 2 2B: 2 3B: 0 HR: 0 SF: 0 SAC: 1 DP: 2 HBP: 1						

TOP

Toronto Blue Jays @ Chicago White Sox

U.S. Cellular Field, Chicago, IL

Wed Sep 28 2011, 2:12 PM - 4:58 PM EDT

Att. 20,524 - Overcast - 62 F

livebaseballscorecards.com

AB	29
R	3
H	4
RBI	3
BB	7
SO	10
LOB	19

WP: 1 PA: 38
PB: 0
SB: 0
CS: 0

PITCHER		IP	WLS	BF	H	R	ER	SO	BB	IBB	HBP	BLK	WP	HR	S	P	ERA	WHIP
41 Philip Humber, R ERA: 3.75	(1, 1)	6.2		26	2	1	1	9	4	0	1	0	1	0	63	106	1.35	0.900
37 Matt Thornton, L ERA: 3.32	(7, 1)	1.1	H	4	0	0	0	1	0	0	0	0	0	0	12	19	0.00	0.000
49 Chris Sale, L ERA: 2.79	(9, 1)	0.1	L	6	2	2	2	0	2	1	0	0	0	0	8	26	54.00	12.000
46 Sergio Santos, R ERA: 3.55	(9, 1)	0.1		1	0	0	0	0	0	0	0	0	0	0	3	5	0.00	0.000
77 Will Ohman, L ERA: 4.22	(9, 1)	0.1		1	0	0	0	0	0	0	0	0	0	0	3	5	0.00	0.000

PITCHER	IP	WLS	BF	H	R	ER	SO	BB	IBB	HBP	BLK	WP	HR	S	P	ERA	WHIP

Batter	1	2	3	4	5	6	7	8	9	AB	R	H	RBI	BB	SO	LOB
1 Juan Pierre, L (1, 7) OBP: 0.329, SLG: 0.327	B FF 90 X FF 91 1-0 ① L7	C FF 95 F SL 91 F FF 97 B SL 88 S FF 97 1-3 ③ K		X FF 95 0-0 ③ L6			L SI 90 B FF 92 L FC 90 T FF 92 1-2 ① K		F FS 86 F CU 79 B FS 87 B CU 77 X FF 96 2-2 ③ L9 1-2	5	0	0	0	0	2	2
30 Alejandro De Aza, L (1, 8) OBP: 0.400, SLG: 0.520	T FF 93 F FF 90 B SL 88 F FF 96 B SL 86 B FF 95 F FF 95 F FF 96 B SI 96 4-2 17 BB 10 1B 24 FC1-2 BB	C SL 89 B KC 82 B KC 84 B FF 94 B FF 96 X FF 95 3-2 10 BB 1B	B KC 82 F FF 92 F SL 89 B SL 90 F FF 95 F SL 85 X KC 84 2-2 10 2B 1B				F CU 75 X FC 90 0-1 ② P4			3	1	2	0	1	0	0
10 Alexei Ramirez, R (1, 6) OBP: 0.328, SLG: 0.399	X SL 90 0-0 24 FC1-2 17 BB 1-2 1B	1 SAFE B FF 93 C SL 88 B FF 94 1 SAFE F SL 87 D SL 89 D FC 92 4-2 ① 12 WP 1-2 BB	S SL 86 X SL 87 0-1 12 F9 1-H 2B				C FF 92 C FF 92 B FF 93 C FC 90 1-3 ③ K			3	0	2	1	1	1	0
12 A.J. Pierzynski, L (1, 10) OBP: 0.323, SLG: 0.405 38 Eduardo Escobar, S (8, PR) OBP: 0.286, SLG: 0.286 (9, 10)	C KC 83 X SL 90 0-1 ② P5	C FF 94 B FF 95 D SL 91 B SL 90 X FF 96 3-1 ② P4 1-2	X SL 89 0-0 ① F9 2-3					B SI 84 X CH 80 1-0 17 G5-4-3 1B		4	0	1	0	0	0	4
										0	0	0	0	0	0	0
17 Tyler Flowers, R (1, 3) OBP: 0.310, SLG: 0.409	B FF 95 B FF 94 B FF 92 C FF 96 C FF 96 F FF 97 B SL 90 4-2 24 FC1-2 1-2 2-3 BB	B FF 94 D FC 92 B FF 96 B FF 94 4-0 BB	D FF 96 S SL 89 F FF 93 S SL 89 1-3 ② K					C SI 87 X CH 81 0-1 ① ② G5-4-3 1-2f		2	0	0	0	2	1	2
24 Dayan Viciedo, R (1, 9) OBP: 0.327, SLG: 0.314	F KC 83 B FF 96 X KC 82 1-1 ③ FC1-2 1-2 2-3 3-Hf	C KC 82 X KC 83 0-1 ③ G4-3	C FF 94 B FF 94 S SL 89 D SL 88 D SL 90 S SL 89 3-3 ③ K					S SL 79 F SL 79 X CH 83 0-2 ③ F8		4	0	0	0	0	1	7
22 Brent Morel, R (1, 5) OBP: 0.287, SLG: 0.366		B FF 94 F SL 89 X KC 83 1-1 ① L5		C FF 93 C FF 94 B FF 95 F FF 96 X SL 89 1-2 ① G1-3		C FF 92 C FF 93 F FF 94 B KC 82 S FF 96 1-3 ① K			F FF 94 B FS 86 T FF 94 X FF 95 1-2 ① F9	4	0	0	0	0	1	0
55 Donny Lucy, R (1, 2) OBP: 0.273, SLG: 0.300		B SI 94 B FF 96 B FF 95 C FF 96 B FF 95 4-1 BB		C FF 95 F SL 87 S FF 97 0-3 ② K		B FF 95 S FF 95 F FF 93 C SL 88 1-3 ② K			S FS 86 B FF 95 F FF 94 C CU 77 1-3 ② K	3	0	0	0	1	3	0
15 Gordon Beckham, R (1, 4) OBP: 0.296, SLG: 0.337		B KC 82 F SL 90 F KC 83 S FF 96 1-3 ② K		X SL 89 0-0 HR		F FF 95 X FF 94 0-1 ③ G5-3			B FF 94 F FF 94 S FS 86 X CU 79 1-2 1 WP 1B	4	1	2	1	0	1	1
Inning Stats	R: 0 E: 0 K: 0 S: 14 H: 1 LOB: 3 BB: 2 P: 24	R: 0 E: 0 K: 2 S: 10 H: 0 LOB: 1 BB: 1 P: 17	R: 0 E: 0 K: 0 S: 9 H: 1 LOB: 2 BB: 2 P: 23	R: 1 E: 0 K: 1 S: 9 H: 1 LOB: 0 BB: 0 P: 10	R: 1 E: 0 K: 2 S: 14 H: 2 LOB: 1 BB: 0 P: 20	R: 0 E: 0 K: 2 S: 9 H: 0 LOB: 0 BB: 0 P: 11	R: 0 E: 0 K: 2 S: 8 H: 0 LOB: 0 BB: 0 P: 10	R: 0 E: 0 K: 0 S: 6 H: 1 LOB: 1 BB: 0 P: 7	R: 0 E: 0 K: 1 S: 12 H: 1 LOB: 1 BB: 0 P: 17	1B: 5 2B: 1 3B: 0 HR: 1 SF: 0 SAC: 0 DP: 1 HBP: 0						

PITCHER	IP	WLS	BF	H	R	ER	SO	BB	IBB	HBP	BLK	WP	HR	S	P	ERA	WHIP
23 Brandon Morrow, R (1, 1) ERA: 4.72	6.0		27	5	2	2	7	5	0	0	0	1	1	65	105	3.00	1.667
44 Casey Janssen, R (7, 1) ERA: 2.26	1.0		3	0	0	0	2	0	0	0	0	0	0	8	10	0.00	0.000
57 Shawn Camp, R (8, 1) ERA: 4.21	1.0	W	3	1	0	0	0	0	0	0	0	0	0	6	7	0.00	1.000
50 Frank Francisco, R (9, 1) ERA: 3.55	1.0	S	4	1	0	0	1	0	0	0	0	1	0	12	17	0.00	1.000

PITCHER	IP	WLS	BF	H	R	ER	SO	BB	IBB	HBP	BLK	WP	HR	S	P	ERA	WHIP

BOTTOM

Toronto Blue Jays @ Chicago White Sox

U.S. Cellular Field, Chicago, IL

Wed Sep 28 2011, 2:12 PM - 4:58 PM EDT

Att. 20,524 - Overcast - 62 F

livebaseballscorecards.com

AB	32
R	2
H	7
RBI	2
BB	5
SO	10
LOB	16