

Toronto Blue Jays - 2011

Batter	1	2	3	4	5	6	7	8	9	AB	R	H	RBI	BB	SO	LOB	TOP			
14 Austin Jackson, R OBP: 0.667, SLG: 0.500 34 Clete Thomas, L OBP: 1.000, SLG: 1.000										2	1	1	0	1	0	0				
20 Scott Sizemore, R OBP: 0.967, SLG: 1.000 19 Cate Iorg, R										3	0	2	2	0	0	0				
25 Ryan Raburn, R 72 Andy Dirks, L										2	1	0	0	0	0	3				
26 Brennan Boesch, L OBP: 0.250, SLG: 0.250										4	0	1	0	0	0	3				
15 Brandon Inge, R OBP: 0.333, SLG: 0.667 39 Ramon Santiago, S										3	1	1	0	0	0	1				
33 Ryan Striby, R OBP: 0.333, SLG: 0.333 65 Scott Thorman, L										3	0	1	1	0	0	1				
57 Casper Wells, R 75 Avisail Garcia, R										3	0	0	1	0	1	1				
29 Danny Worth, R OBP: 0.250, SLG: 0.500										4	0	1	0	0	1	0				
13 Alex Avila, L 63 Max St. Pierre, R										1	1	0	0	1	1	0				
Inning Stats	R: 0 E: 0 K: 0 S: 4	H: 2 LOB: 1 BB: 0 P: 5	R: 1 E: 0 K: 1 S: 6	H: 1 LOB: 0 BB: 0 P: 6	R: 0 E: 0 K: 1 S: 5	H: 0 LOB: 0 BB: 0 P: 5	R: 1 E: 0 K: 1 S: 6	H: 1 LOB: 1 BB: 0 P: 8	R: 2 E: 0 K: 0 S: 4	H: 1 LOB: 0 BB: 0 P: 3	R: 0 E: 0 K: 0 S: 3	H: 1 LOB: 1 BB: 0 P: 4	R: 0 E: 0 K: 0 S: 3	H: 1 LOB: 0 BB: 0 P: 3	R: 0 E: 0 K: 1 S: 6	H: 1 LOB: 1 BB: 0 P: 6	1B: 5 2B: 3 3B: 0 HR: 0	SF: 0 SAC: 0 DP: 2 HBP: 1	WP: 1 PB: 0 SB: 0 CS: 0	PA: 36
PITCHER	IP WLS BF H R ER SO BB IBB HBP BLK WP HR S P ERA WHIP																			
27 Brett Cecil, L ERA: 4.5	2.0 L 8 3 1 1 1 1 0 0 0 0 0 0 0 0 0 0 4.50 1.500																			
67 Robert Ray, R ERA: 4.5	2.0 8 1 1 1 2 0 0 0 1 0 1 0 11 13 4.50 0.500																			
43 Jesse Carlson, L ERA: 18.0	1.0 6 1 2 2 0 2 0 0 0 0 0 0 4 12 18.00 3.000																			
25 David Purcey, L ERA	1.0 3 0 0 0 0 0 0 0 0 0 0 0 3 3 0.00 0.000																			
47 Luis Perez, L ERA	1.0 4 1 0 0 0 0 0 0 0 0 0 0 4 4 0.00 1.000																			
PITCHER	IP WLS BF H R ER SO BB IBB HBP BLK WP HR S P ERA WHIP																			
58 Wilfredo Ledezma, L ERA	1.0 3 1 0 0 0 0 0 0 0 0 0 0 1 3 0.00 1.000																			
49 Mike Hincley, L ERA	1.0 4 1 0 0 1 0 0 0 0 0 0 0 6 6 0.00 1.000																			

Detroit Tigers @ Toronto Blue Jays
Florida Auto Exchange Stadium, Dunedin, FL
Sat Feb 26 2011, 1:11 PM - 3:34 PM EST
Att: 3,998 - Sunny - 74 F

AB 33
R 4
H 8
RBI 4
BB 2
SO 4
LOB 12



Batter	1	2	3	4	5	6	7	8	9	AB	R	H	RBI	BB	SO	LOB	BOTTOM			
11 Rajai Davis, R 1 Darin Mastroianni, R										3	0	0	0	0	1	3				
5 Yunel Escobar, R OBP: 1.000, SLG: 1.000 18 Mike McCoy, R										2	0	2	0	1	0	0				
19 José Bautista, R 13 Brett Lawrie, R										3	0	0	0	0	2	6				
26 Adam Lind, L 66 Mike McDade, S										3	0	0	0	0	0	4				
20 Juan Rivera, R OBP: 0.500, SLG: 1.000 74 Moisés Sierra, R										2	0	1	0	0	0	0				
10 Edwin Encarnación, R 28 David Cooper, L										2	0	0	0	0	0	1				
16 Corey Patterson, L 62 Eric Thames, L										2	0	0	0	0	0	2				
9 J.P. Arencibia, R 14 Ryan Budde, R 69 A.J. Jimenez, R										1	0	0	0	1	1	0				
6 John McDonald, R OBP: 1.000, SLG: 1.000 68 Jonathan Diaz, R										2	0	2	0	0	0	0				
Inning Stats	R: 0 E: 0 K: 1 S: 6	H: 1 LOB: 1 BB: 0 P: 6	R: 0 E: 0 K: 0 S: 3	H: 0 LOB: 0 BB: 0 P: 3	R: 0 E: 0 K: 2 S: 10	H: 2 LOB: 0 BB: 0 P: 11	R: 0 E: 0 K: 0 S: 4	H: 1 LOB: 2 BB: 0 P: 4	R: 0 E: 0 K: 1 S: 5	H: 0 LOB: 0 BB: 0 P: 5	R: 0 E: 0 K: 1 S: 5	H: 0 LOB: 0 BB: 0 P: 5	R: 0 E: 0 K: 0 S: 3	H: 0 LOB: 0 BB: 0 P: 3	R: 0 E: 0 K: 0 S: 3	H: 0 LOB: 0 BB: 0 P: 3	1B: 4 2B: 1 3B: 0 HR: 0	SF: 0 SAC: 0 DP: 0 HBP: 0	WP: 1 PB: 0 SB: 0 CS: 0	PA: 34
PITCHER	IP WLS BF H R ER SO BB IBB HBP BLK WP HR S P ERA WHIP																			
40 Phil Coke, L ERA	2.0 W 7 1 0 0 1 0 0 0 0 0 0 0 9 9 0.00 0.500																			
64 Duane Below, L ERA	2.0 H 9 3 0 0 2 0 0 0 0 0 1 0 14 15 0.00 1.500																			
62 Al Alburquerque, R ERA	1.0 6 1 0 0 1 2 0 0 0 0 0 0 6 14 0.00 3.000																			
36 Brad Thomas, L ERA	1.0 3 0 0 0 1 0 0 0 0 0 0 0 5 5 0.00 0.000																			
79 Brendan Wise, R ERA	1.0 3 0 0 0 1 0 0 0 0 0 0 0 5 5 0.00 0.000																			
PITCHER	IP WLS BF H R ER SO BB IBB HBP BLK WP HR S P ERA WHIP																			
66 John Bale, L ERA	1.0 9 3 0 0 0 0 0 0 0 0 0 0 3 3 0.00 0.000																			
38 Robbie Weinhardt, R ERA	1.0 3 0 0 0 0 0 0 0 0 0 0 0 3 3 0.00 0.000																			

Detroit Tigers @ Toronto Blue Jays
Florida Auto Exchange Stadium, Dunedin, FL
Sat Feb 26 2011, 1:11 PM - 3:34 PM EST
Att: 3,998 - Sunny - 74 F

AB 32
R 0
H 5
RBI 0
BB 2
SO 6
LOB 16



Batter	1	2	3	4	5	6	7	8	9	AB	R	H	RBI	BB	SO	LOB	TOP			
16 Corey Patterson, L (1,8) 43 Anthony Gose, L (6,8)										3	0	0	0	0	0	0	Toronto Blue Jays @ Detroit Tigers Joker Marchant Stadium, Lakeland, FL Sun Feb 27 2011, 1:11 PM - 3:27 PM EST Att: 6,106 - Sunny - 80 F livebaseballscorecards.com			
18 Mike McCoy, R (1,4) 79 Matt Nuzzo, R (6,4)										3	0	1	0	0	0	0				
26 Adam Lind, L (1,10) 66 Mike McDade, S (7,PR) (7,10)										2	0	1	0	1	0	0				
10 Edwin Encarnación, R (1,3) 28 David Cooper, L (7,3)										3	0	0	0	0	1	2				
13 Brett Lawrie, R (1,5) 70 John Tolisano, S (7,5)										3	0	0	0	0	0	1				
62 Eric Thames, L (1,7) 1 Darin Mastroianni, R (6,7)										2	0	0	0	0	0	0				
8 José Molina, R (1,2) 31 Brian Jeroloman, L (7,2)										2	0	1	0	0	0	0				
74 Moisés Sierra, R (1,9) 80 Steve McQuail, R (6,9)										1	0	0	0	1	0	1				
3 Adeiny Hechavarria, R (1,6) 68 Jonathan Diaz, R (6,6)										2	0	0	0	0	0	1				
Inning Stats	R: 0 E: 0 K: 1 S: 6	H: 1 LOB: 1 BB: 0 P: 7	R: 0 E: 0 K: 0 S: 3	H: 0 LOB: 0 BB: 0 P: 3	R: 0 E: 0 K: 0 S: 2	H: 0 LOB: 0 BB: 1 P: 6	R: 0 E: 0 K: 0 S: 3	H: 0 LOB: 0 BB: 0 P: 3	R: 0 E: 0 K: 0 S: 4	H: 1 LOB: 1 BB: 0 P: 4	R: 0 E: 0 K: 0 S: 3	H: 0 LOB: 1 BB: 0 P: 6	R: 0 E: 0 K: 2 S: 7	H: 0 LOB: 0 BB: 0 P: 7	R: 0 E: 0 K: 1 S: 5	H: 0 LOB: 1 BB: 1 P: 10		1B: 3 2B: 0 3B: 0 HR: 0	SF: 0 SAC: 0 DP: 2 HBP: 0	WP: 1 PB: 0 SB: 2 CS: 0
PITCHER	IP WLS BF H R ER SO BB IBB HBP BLK WP HR S P ERA WHIP																			
31 Brad Penny, R (1,1) ERA: 0.00	2.0 7 1 0 0 1 0 0 0 0 0 1 0 9 10 0.00 0.500																			
37 Max Scherzer, R (3,1) ERA: 0.00	2.0 6 0 0 0 0 1 0 0 0 0 0 0 5 9 0.00 0.500																			
54 Joel Zumaya, R (5,1) ERA: 0.00	1.0 4 1 0 0 0 0 0 0 0 0 0 0 4 4 0.00 1.000																			
53 Joaquin Benoit, R (6,1) ERA: 0.00	1.0 W 3 1 0 0 0 0 0 0 0 0 0 0 3 4 0.00 1.000																			
46 Jose Valverde, R (7,1) ERA: 0.00	1.0 H 3 0 0 0 0 1 0 0 0 0 0 0 2 6 0.00 1.000																			

Batter	1	2	3	4	5	6	7	8	9	AB	R	H	RBI	BB	SO	LOB	BOTTOM			
28 Will Rhymes, L (1,4) 73 Brandon Douglas, R (7,4)										2	0	0	0	0	1	1	Toronto Blue Jays @ Detroit Tigers Joker Marchant Stadium, Lakeland, FL Sun Feb 27 2011, 1:11 PM - 3:27 PM EST Att: 6,106 - Sunny - 80 F livebaseballscorecards.com			
41 Victor Martinez, S (1,2) 67 Omir Santos, R (7,2)										2	0	0	1	0	1	0				
30 Magglio Ordonez, R (1,10)										3	0	0	0	1	1	1				
27 Jonny Peralta, R (1,6) 70 Argenis Diaz, R (7,6)										3	0	0	0	0	1	0				
33 Ryan Strieby, R (1,3) 65 Scott Thorman, L (6,3)										2	0	0	0	0	0	0				
25 Ryan Raburn, R (1,7) 80 Ben Guez, R (6,7) (7,8)										2	0	1	0	0	1	0				
32 Don Kelly, L (1,8) 75 Avisail Garcia, R (7,9)										2	0	1	0	0	0	1				
18 Audy Ciriaco, R (1,5) 71 Rob Brantly, L (8,PH) 29 Danny Worth, R (6,5) (7,9)										2	0	0	0	0	2	2				
72 Andy Dirks, L (1,9) (7,7)										3	1	2	0	0	1	1				
Inning Stats	R: 0 E: 0 K: 1 S: 5	H: 0 LOB: 0 BB: 0 P: 5	R: 0 E: 0 K: 1 S: 5	H: 0 LOB: 0 BB: 0 P: 5	R: 0 E: 0 K: 0 S: 4	H: 1 LOB: 1 BB: 0 P: 4	R: 0 E: 0 K: 1 S: 5	H: 0 LOB: 0 BB: 0 P: 5	R: 0 E: 0 K: 0 S: 4	H: 1 LOB: 1 BB: 0 P: 4	R: 1 E: 1 K: 0 S: 5	H: 1 LOB: 1 BB: 0 P: 5	R: 0 E: 0 K: 0 S: 3	H: 0 LOB: 0 BB: 0 P: 3	R: 0 E: 0 K: 2 S: 7	H: 1 LOB: 1 BB: 0 P: 7		1B: 4 2B: 1 3B: 0 HR: 0	SF: 1 SAC: 1 DP: 1 HBP: 0	WP: 0 PB: 0 SB: 0 CS: 1
PITCHER	IP WLS BF H R ER SO BB IBB HBP BLK WP HR S P ERA WHIP																			
34 Marc Rzepczynski, L (1,1) ERA: 0.00	2.0 6 0 0 0 2 0 0 0 0 0 0 0 9 9 0.00 0.000																			
51 Jesse Litsch, R (3,1) ERA: 0.00	2.0 7 1 0 0 1 0 0 0 0 0 0 0 9 9 0.00 0.500																			
71 Henderson Alvarez III, R (5,1) ERA: 0.00	2.0 L 9 2 1 0 0 0 0 0 0 0 0 0 9 9 0.00 1.000																			
38 Sean Henn, L (7,1) ERA: 0.00	1.0 3 0 0 0 0 0 0 0 0 0 0 0 3 3 0.00 0.000																			
46 Winston Abreu, R (8,1) ERA: 0.00	1.0 3 1 0 0 2 0 0 0 0 0 0 0 7 7 0.00 1.000																			

AB 27
R 0
H 3
RBI 0
BB 3
SO 4
LOB 7



AB 26
R 1
H 4
RBI 1
BB 0
SO 5
LOB 8



Batter	1	2	3	4	5	6	7	8	9	AB	R	H	RBI	BB	SO	LOB	TOP				
11 Rajai Davis, R OBP: 0.111, SLG: 0.222 74 Moisés Sierra, R OBP: 0.333, SLG: 0.200	0-0 SH1-3 16 13 1B 2B		0-3 K			0-0 G5-3		0-0 G3-1 43 G3-1 1B		3	1	1	0	0	1	0					
16 Corey Patterson, L 43 Anthony Gose, L	0-0 SH1-3 2-3		0-0 G4-3			0-0 G4-3		0-0 G3-1 1-2		2	0	0	0	0	0	0					
13 Brett Lawrie, R 83 Kevin Ahrens, R	0-0 3H 62 S 1B					0-0 G5-3		0-3 K 1B		4	0	2	1	0	1	1					
10 Edwin Encarnación, R 28 David Cooper, L	0-0 F9 2					0-0 G5-3		0-0 G5-3		3	0	0	0	0	0	2					
62 Eric Thames, L 1 Darin Mastroianni, R	1-0 L4 1-2					1-0 HR		0-0 G5-3		3	1	2	1	0	0	1					
9 J.P. Arencibia, R		0-0 F9				0-0 G5-3		4-0 68 HBP 1B		3	0	0	0	1	0	0					
8 José Molina, R 14 Ryan Budde, R		0-0 G5-3				0-0 18 G6-4-3 1B		0-0 L9		2	0	1	0	0	0	0					
6 John McDonald, R 68 Jonathan Diaz, R		0-0 G5-3				0-0 F9		1-0 66 G6-4-3 HBP		2	0	0	0	0	0	1					
18 Mike McCoy, R 66 Mike McDade, S 79 Ryan Goins, L			0-0 G6-3			0-0 G6-4-3 1-2		0-0 G6-4-3 1-2		2	0	0	0	0	0	1					
Inning Stats	R: 1 E: 0 K: 0 S: 5	H: 2 LOB: 1 BB: 0 P: 6	R: 0 E: 0 K: 0 S: 3	H: 0 LOB: 0 BB: 0 P: 3	R: 0 E: 0 K: 1 S: 5	H: 0 LOB: 0 BB: 0 P: 5	R: 1 E: 0 K: 0 S: 4	H: 1 LOB: 0 BB: 0 P: 5	R: 0 E: 0 K: 0 S: 4	H: 1 LOB: 1 BB: 0 P: 4	R: 0 E: 0 K: 0 S: 3	H: 1 LOB: 2 BB: 1 P: 8	R: 0 E: 0 K: 1 S: 6	H: 1 LOB: 0 BB: 0 P: 10	R: 0 E: 0 K: 0 S: 3	H: 0 LOB: 0 BB: 0 P: 3	1B: 5 2B: 1 3B: 0 HR: 1	SF: 0 SAC: 1 DP: 2 HBP: 1	WP: 0 PB: 0 SB: 1 CS: 0	PA: 35	
PITCHER	IP WLS BF H R ER SO BB IBB HBP BLK WP HR S P ERA WHIP	IP WLS BF H R ER SO BB IBB HBP BLK WP HR S P ERA WHIP	IP WLS BF H R ER SO BB IBB HBP BLK WP HR S P ERA WHIP	IP WLS BF H R ER SO BB IBB HBP BLK WP HR S P ERA WHIP	IP WLS BF H R ER SO BB IBB HBP BLK WP HR S P ERA WHIP	IP WLS BF H R ER SO BB IBB HBP BLK WP HR S P ERA WHIP	IP WLS BF H R ER SO BB IBB HBP BLK WP HR S P ERA WHIP	IP WLS BF H R ER SO BB IBB HBP BLK WP HR S P ERA WHIP	IP WLS BF H R ER SO BB IBB HBP BLK WP HR S P ERA WHIP	IP WLS BF H R ER SO BB IBB HBP BLK WP HR S P ERA WHIP	IP WLS BF H R ER SO BB IBB HBP BLK WP HR S P ERA WHIP	IP WLS BF H R ER SO BB IBB HBP BLK WP HR S P ERA WHIP	IP WLS BF H R ER SO BB IBB HBP BLK WP HR S P ERA WHIP	IP WLS BF H R ER SO BB IBB HBP BLK WP HR S P ERA WHIP	IP WLS BF H R ER SO BB IBB HBP BLK WP HR S P ERA WHIP	IP WLS BF H R ER SO BB IBB HBP BLK WP HR S P ERA WHIP	IP WLS BF H R ER SO BB IBB HBP BLK WP HR S P ERA WHIP	IP WLS BF H R ER SO BB IBB HBP BLK WP HR S P ERA WHIP	IP WLS BF H R ER SO BB IBB HBP BLK WP HR S P ERA WHIP	IP WLS BF H R ER SO BB IBB HBP BLK WP HR S P ERA WHIP	IP WLS BF H R ER SO BB IBB HBP BLK WP HR S P ERA WHIP

Toronto Blue Jays @ Detroit Tigers
Joker Marchant Stadium, Lakeland, FL
Tue Mar 01 2011, 1:09 PM - 3:44 PM EST
Att. 3,936 - Overcast - 76 F

AB 31
R 2
H 7
RBI 2
BB 2
SO 2
LOB 14



Batter	1	2	3	4	5	6	7	8	9	AB	R	H	RBI	BB	SO	LOB	BOTTOM				
14 Austin Jackson, R Daniel Fields, L	0-0 26 G6-3 1B		0-0 26 BB 24 2B 1B			4-0 BB		0-0 26 HBP 1B		3	1	2	0	1	0	0					
26 Brennan Boesch, L	0-0 G6-3 1-2		4-0 24 2B BB			0-0 F9		1-0 29 FC6-4 HBP		2	1	0	0	2	0	2					
30 Magglio Ordonez, R 29 Edwin Gomez, S	0-0 G5-3		0-3 K			0-3 K		0-0 FC6-4 1-2		4	0	0	0	0	2	5					
24 Miguel Cabrera, R		0-3 K	0-0 41 G4-3 15 1B 2B			0-0 G6-3		0-0 F9		4	1	1	3	0	1	0					
41 Victor Martinez, S 63 Max St. Pierre, R		0-0 15 1B 39 1B	0-0 G4-3			0-0 15 S 39 2B 1B		0-0 F9		4	2	3	0	0	0	1					
15 Brandon Inge, R 44 Nick Castellanos, R		0-0 39 1B 1-2	0-0 39 S 1B			1-0 F7		0-0 F9		3	0	2	1	0	0	1					
39 Ramón Santiago, S 76 Dixon Machado, R		0-0 20 G5-4-3 1B	4-0 BB			0-0 F7		0-0 F7		3	0	2	2	1	0	1					
20 Scott Sizemore, R 63 Javier Azcona, R		0-0 G5-4-3 1-2 2H 1B	0-0 G1-3			0-0 F7		0-0 G6-3		3	0	0	0	0	0	5					
65 Scott Thorman, L			4-0 26 BB 14 1B 2B BB			0-0 F8		0-0 F9		3	1	0	0	1	0	0					
Inning Stats	R: 0 E: 0 K: 0 S: 3	H: 1 LOB: 0 BB: 0 P: 3	R: 1 E: 0 K: 1 S: 7	H: 3 LOB: 1 BB: 0 P: 7	R: 4 E: 0 K: 1 S: 8	H: 3 LOB: 2 BB: 3 P: 20	R: 0 E: 0 K: 0 S: 3	H: 0 LOB: 1 BB: 1 P: 7	R: 1 E: 0 K: 0 S: 5	H: 2 LOB: 1 BB: 0 P: 6	R: 0 E: 0 K: 1 S: 5	H: 0 LOB: 1 BB: 1 P: 9	R: 0 E: 0 K: 0 S: 4	H: 1 LOB: 1 BB: 0 P: 4	R: 0 E: 0 K: 0 S: 4	H: 1 LOB: 2 BB: 0 P: 5	1B: 9 2B: 2 3B: 0 HR: 0	SF: 0 SAC: 0 DP: 2 HBP: 1	WP: 0 PB: 0 SB: 2 CS: 0	PA: 39	
PITCHER	IP WLS BF H R ER SO BB IBB HBP BLK WP HR S P ERA WHIP	IP WLS BF H R ER SO BB IBB HBP BLK WP HR S P ERA WHIP	IP WLS BF H R ER SO BB IBB HBP BLK WP HR S P ERA WHIP	IP WLS BF H R ER SO BB IBB HBP BLK WP HR S P ERA WHIP	IP WLS BF H R ER SO BB IBB HBP BLK WP HR S P ERA WHIP	IP WLS BF H R ER SO BB IBB HBP BLK WP HR S P ERA WHIP	IP WLS BF H R ER SO BB IBB HBP BLK WP HR S P ERA WHIP	IP WLS BF H R ER SO BB IBB HBP BLK WP HR S P ERA WHIP	IP WLS BF H R ER SO BB IBB HBP BLK WP HR S P ERA WHIP	IP WLS BF H R ER SO BB IBB HBP BLK WP HR S P ERA WHIP	IP WLS BF H R ER SO BB IBB HBP BLK WP HR S P ERA WHIP	IP WLS BF H R ER SO BB IBB HBP BLK WP HR S P ERA WHIP	IP WLS BF H R ER SO BB IBB HBP BLK WP HR S P ERA WHIP	IP WLS BF H R ER SO BB IBB HBP BLK WP HR S P ERA WHIP	IP WLS BF H R ER SO BB IBB HBP BLK WP HR S P ERA WHIP	IP WLS BF H R ER SO BB IBB HBP BLK WP HR S P ERA WHIP	IP WLS BF H R ER SO BB IBB HBP BLK WP HR S P ERA WHIP	IP WLS BF H R ER SO BB IBB HBP BLK WP HR S P ERA WHIP	IP WLS BF H R ER SO BB IBB HBP BLK WP HR S P ERA WHIP	IP WLS BF H R ER SO BB IBB HBP BLK WP HR S P ERA WHIP	IP WLS BF H R ER SO BB IBB HBP BLK WP HR S P ERA WHIP

Toronto Blue Jays @ Detroit Tigers
Joker Marchant Stadium, Lakeland, FL
Tue Mar 01 2011, 1:09 PM - 3:44 PM EST
Att. 3,936 - Overcast - 76 F

AB 33
R 6
H 11
RBI 6
BB 5
SO 3
LOB 18



Batter	1	2	3	4	5	6	7	8	9	AB	R	H	RBI	BB	SO	LOB	TOP										
8 Desmond Jennings, R OBP: 0.417, SLG: 0.125 30 Brandon Guyer, R OBP: 0.250, SLG: 0.288										3	0	0	0	0	1	0											
15 Reid Brionac, L OBP: 0.571, SLG: 0.714 64 Tim Beckham, R OBP: 0.429, SLG: 0.333										3	1	1	0	0	0	0											
18 Ben Zobrist, S OBP: 0.429, SLG: 0.714 Leslie Anderson, L (6, 3)										3	1	1	0	0	0	0											
20 Matt Joyce, L OBP: 0.143, SLG: 0.143 61 Russ Canzler, R (6, 9)										3	0	1	0	0	1	2											
24 Dan Johnson, L OBP: 0.286, SLG: 0.714 23 Casey Kotchman, L (8, PH) OBP: 0.500, SLG: 0.556										3	2	2	2	0	0	1											
45 Felipe Lopez, S OBP: 0.667, SLG: 0.750 16 Ray Olmedo, S OBP: 0.200, SLG: 0.400										3	0	2	1	0	0	1											
79 Joe Inglett, L OBP: 0.429, SLG: 0.200 26 J.J. Furmaniak, R (6, 5)										3	0	1	1	0	1	3											
41 Nevin Ashley, R (1, 2) 31 Jose Lobaton, S OBP: 0.250, SLG: 0.250 (6, 2)										2	0	0	0	0	1	2											
11 Justin Ruggiano, R OBP: 0.222, SLG: 0.444 66 Chris Carter, L OBP: 0.375, SLG: 0.429 (7, 7)										3	0	0	0	0	2	0											
Inning Stats	R: 0 E: 0 K: 1 S: 5	H: 0 LOB: 0 BB: 0 P: 5	R: 0 E: 0 K: 2 S: 9	H: 2 LOB: 2 BB: 0 P: 9	R: 0 E: 0 K: 1 S: 5	H: 0 LOB: 0 BB: 0 P: 5	R: 1 E: 0 K: 1 S: 7	H: 2 LOB: 1 BB: 0 P: 7	R: 0 E: 0 K: 1 S: 5	H: 0 LOB: 0 BB: 0 P: 5	R: 3 E: 0 K: 0 S: 7	H: 4 LOB: 1 BB: 0 P: 7	R: 0 E: 0 K: 0 S: 3	H: 0 LOB: 0 BB: 0 P: 3	R: 0 E: 0 K: 1 S: 5	H: 1 LOB: 1 BB: 0 P: 6	1B: 5 2B: 3 3B: 1 HR: 0	SF: 0 SAC: 0 DP: 0 HBP: 0	WP: 0 PB: 0 SB: 0 CS: 0	PA: 36							
PITCHER	IP	WLS	BF	H	R	ER	SO	BB	IBB	HBP	BLK	WP	HR	S	P	ERA	WHIP										
23 Brandon Morrow, R ERA: 4.5	3.0		11	2	0	0	4	0	0	0	0	0	0	19	19	0.00	0.667										
59 Brad Mills, L ERA: 4.5	2.0	H	8	2	1	1	2	0	0	0	0	0	0	12	12	4.50	1.000										
29 Octavio Dotel, R ERA: 27.0	1.0	B	7	4	3	3	0	0	0	0	0	0	0	7	7	27.00	4.000										
54 Jason Frasor, R ERA:	1.0		3	0	0	0	0	0	0	0	0	0	0	3	3	0.00	0.000										
57 Shawn Camp, R ERA:	1.0		3	0	0	0	1	0	0	0	0	0	0	5	5	0.00	0.000										

Tampa Bay Rays @ Toronto Blue Jays
Florida Auto Exchange Stadium, Dunedin, FL
Wed Mar 02 2011, 1:08 PM - 3:49 PM EST
Att: 4,270 - Partly Cloudy - 73 F

AB 36
R 4
H 9
RBI 4
BB 0
SO 8
LOB 13



Batter	1	2	3	4	5	6	7	8	9	AB	R	H	RBI	BB	SO	LOB	BOTTOM										
16 Corey Patterson, L (1, 7) Jake Marisnick, R (8, 7)										4	0	0	0	0	1	3											
5 Yunel Escobar, R OBP: 0.500, SLG: 0.556 68 Jonathan Diaz, R OBP: 0.429, SLG: 0.500										4	0	1	0	0	0	1											
13 Brett Lawrie, R OBP: 0.182, SLG: 0.182 6 John McDonald, R OBP: 0.429, SLG: 0.429										3	0	0	0	0	1	2											
26 Adam Lind, L OBP: 0.455, SLG: 0.375 28 David Cooper, L OBP: 0.571, SLG: 0.400										2	0	0	0	1	0	0											
20 Juan Rivera, R OBP: 0.500, SLG: 0.714 74 Moisés Sierra, R OBP: 0.286, SLG: 0.167										3	1	1	0	0	0	1											
10 Edwin Encarnación, R OBP: 0.162, SLG: 0.455 62 Eric Thames, L OBP: 0.500, SLG: 1.111										3	1	2	2	0	0	0											
9 J.P. Arencibia, R (1, 2) 31 Brian Jeroloman, L (8, PH) (9, 2)										2	1	0	0	1	0	1											
43 Anthony Gose, L (1, 8) 1 Darin Mastroianni, R OBP: 0.167, SLG: 0.167										2	0	0	0	1	0	0											
18 Mike McCoy, R OBP: 0.364, SLG: 0.400 83 Kevin Ahrens, R (7, PR) (8, 4) 14 Ryan Budde, R (8, PH)										2	0	1	1	0	0	1											
Inning Stats	R: 3 E: 0 K: 0 S: 3	H: 2 LOB: 1 BB: 2 P: 18	R: 0 E: 0 K: 1 S: 5	H: 0 LOB: 0 BB: 0 P: 5	R: 0 E: 0 K: 0 S: 3	H: 0 LOB: 0 BB: 0 P: 3	R: 0 E: 0 K: 0 S: 5	H: 2 LOB: 2 BB: 0 P: 5	R: 0 E: 0 K: 0 S: 3	H: 1 LOB: 1 BB: 1 P: 7	R: 0 E: 0 K: 0 S: 3	H: 0 LOB: 0 BB: 0 P: 5	R: 0 E: 0 K: 2 S: 9	H: 2 LOB: 2 BB: 0 P: 9	R: 2 E: 0 K: 0 S: 3	H: 2 LOB: 1 BB: 1 P: 7	1B: 5 2B: 3 3B: 0 HR: 1	SF: 0 SAC: 1 DP: 1 HBP: 1	WP: 1 PB: 0 SB: 2 CS: 0	PA: 38							
PITCHER	IP	WLS	BF	H	R	ER	SO	BB	IBB	HBP	BLK	WP	HR	S	P	ERA	WHIP										
14 David Price, L ERA: 9.0	2.0		10	2	3	3	1	2	0	0	0	0	0	11	21	13.50	2.000										
75 Jonah Bayliss, R ERA:	1.0		3	0	0	0	1	0	0	0	0	0	0	5	5	0.00	0.000										
40 Wade Davis, R ERA:	1.0		3	0	0	0	0	0	0	0	0	0	0	3	3	0.00	0.000										
36 Adam Russell, R ERA: 9.0	1.0		5	2	0	0	0	0	0	0	0	0	0	5	5	0.00	2.000										
78 Chris Bootcheck, R ERA: 9.0	1.0	H	4	1	0	0	0	1	0	0	0	0	0	3	7	0.00	2.000										

Tampa Bay Rays @ Toronto Blue Jays
Florida Auto Exchange Stadium, Dunedin, FL
Wed Mar 02 2011, 1:08 PM - 3:49 PM EST
Att: 4,270 - Partly Cloudy - 73 F

AB 32
R 5
H 9
RBI 5
BB 4
SO 4
LOB 12



Batter	1	2	3	4	5	6	7	8	9	AB	R	H	RBI	BB	SO	LOB	TOP								
22 Andrew McCutchen, R OBP: 0.287, SLG: 0.500 76 Corey Wimbly, S (6, 8)										2	0	0	0	1	1	1	Pittsburgh Pirates @ Toronto Blue Jays Florida Auto Exchange Stadium, Dunedin, FL Thu Mar 03 2011, 1:07 PM - 3:37 PM EST Att: 2,558 - Sunny - 65 F								
51 Steve Pearce, R OBP: 0.333, SLG: 0.455 17 Josh Fields, R OBP: 0.091, SLG: 0.100										3	0	1	0	0	1	2									
23 Matt Diaz, R OBP: 0.083, SLG: 0.167 44 Alex Presley, L OBP: 0.545, SLG: 0.167										3	1	0	0	0	1	2									
24 Pedro Alvarez, L OBP: 0.400, SLG: 0.714 75 Jeremy Farrell, R (8, PH) (8, 10)										3	0	1	2	0	1	0									
46 Garrett Jones, L OBP: 0.417, SLG: 0.500 66 Gorkys Hernandez, R OBP: 0.125, SLG: 0.125										3	0	0	0	0	2	1									
10 Garrett Atkins, R OBP: 0.364, SLG: 0.800 12 Andy Marte, R OBP: 0.333, SLG: 0.400										3	0	1	0	0	1	0									
5 Ronny Cedeno, R (1, 6)										3	0	0	0	0	0	1									
3 Pedro Ciriaco, R OBP: 0.333, SLG: 0.500 (7, 6)										3	1	1	0	0	1	1									
77 Brian Friday, R OBP: 0.167, SLG: 0.333 10 Joshua Rodriguez, R OBP: 0.375, SLG: 0.286 (1, 4) (7, 4)										2	1	2	0	0	0	0									
35 Jason Jaramillo, S OBP: 0.600, SLG: 1.600 68 Dusty Brown, R (7, PH) (7, 2)										1	0	1	1	0	0	0									
Inning Stats	R: 0 E: 0 K: 3 S: 9	H: 0 LOB: 0 BB: 0 P: 9	R: 0 E: 0 K: 2 S: 7	H: 0 LOB: 0 BB: 0 P: 7	R: 0 E: 0 K: 1 S: 6	H: 1 LOB: 1 BB: 0 P: 6	R: 0 E: 0 K: 0 S: 3	H: 1 LOB: 0 BB: 0 P: 3	R: 0 E: 0 K: 1 S: 6	H: 1 LOB: 1 BB: 0 P: 6	R: 2 E: 0 K: 1 S: 7	H: 2 LOB: 1 BB: 1 P: 11	R: 1 E: 0 K: 0 S: 5	H: 2 LOB: 1 BB: 0 P: 5	R: 0 E: 0 K: 1 S: 5	H: 0 LOB: 0 BB: 0 P: 5		R: 1 E: 0 K: 1 S: 7	H: 2 LOB: 2 BB: 0 P: 10	1B: 4 2B: 4 3B: 1 HR: 0	SF: 0 SAC: 0 DP: 0 HBP: 1	WP: 0 PB: 0 SB: 2 CS: 0	PA: 37		
PITCHER	IP	WLS	BF	H	R	ER	SO	BB	IBB	HBP	BLK	WP	HR	S	P	ERA		WHIP							
27 Brett Cecil, L ERA: 1.8	3.0		10	1	0	0	6	0	0	0	0	0	0	3	3	0.00	1.000								
60 Jon Rauch, R ERA:	1.0	H	3	1	0	0	0	0	0	0	0	0	0	3	3	0.00	1.000								
33 Carlos Villanueva, R ERA:	1.0	H	4	1	0	0	1	0	0	0	0	0	0	6	6	0.00	1.000								
48 Scott Richmond, R ERA: 13.5	2.0	L	11	4	3	3	1	1	0	0	0	0	0	12	16	13.50	2.500								
67 Robert Ray, R ERA: 4.5	2.0		9	2	1	1	2	0	0	1	0	0	0	12	15	4.50	1.000								

AB 35
R 4
H 9
RBI 4
BB 1
SO 10
LOB 11



Batter	1	2	3	4	5	6	7	8	9	AB	R	H	RBI	BB	SO	LOB	BOTTOM								
11 Rajai Davis, R OBP: 0.167, SLG: 0.333 1 Darin Mastroianni, R OBP: 0.250, SLG: 0.250										3	1	1	0	0	0	0	Pittsburgh Pirates @ Toronto Blue Jays Florida Auto Exchange Stadium, Dunedin, FL Thu Mar 03 2011, 1:07 PM - 3:37 PM EST Att: 2,558 - Sunny - 65 F								
62 Eric Thames, L OBP: 0.482, SLG: 0.909 43 Anthony Gose, L OBP: 0.375, SLG: 0.200										2	0	0	0	1	1	1									
19 José Bautista, R OBP: 0.143, SLG: 0.143 70 John Tolisano, S										2	0	1	1	0	0	0									
26 Adam Lind, L OBP: 0.357, SLG: 0.273										3	0	0	0	0	0	2									
20 Juan Rivera, R OBP: 0.400, SLG: 0.556 74 Moisés Sierra, R OBP: 0.250, SLG: 0.143										2	0	0	0	0	0	0									
28 David Cooper, L OBP: 0.400, SLG: 0.250 66 Mike McDade, S										3	0	0	0	0	0	0									
6 John McDonald, R OBP: 0.333, SLG: 0.333 Jake Marisnick, R										2	0	0	0	0	0	0									
14 Ryan Budde, R OBP: 0.300, SLG: 0.333										2	0	0	0	0	0	0									
15 Travis d'Arnaud, R										1	0	0	0	0	0	0									
68 Jonathan Diaz, R OBP: 0.300, SLG: 0.333										3	0	0	0	0	2	0									
Inning Stats	R: 1 E: 0 K: 0 S: 4	H: 2 LOB: 0 BB: 0 P: 4	R: 0 E: 0 K: 0 S: 3	H: 0 LOB: 0 BB: 0 P: 3	R: 0 E: 0 K: 1 S: 5	H: 0 LOB: 0 BB: 0 P: 5	R: 0 E: 0 K: 1 S: 5	H: 0 LOB: 0 BB: 0 P: 5	R: 0 E: 0 K: 0 S: 3	H: 0 LOB: 0 BB: 0 P: 3	R: 0 E: 0 K: 0 S: 3	H: 0 LOB: 1 BB: 1 P: 7	R: 0 E: 0 K: 0 S: 3	H: 0 LOB: 0 BB: 0 P: 3	R: 0 E: 0 K: 2 S: 8	H: 2 LOB: 1 BB: 0 P: 9		1B: 3 2B: 1 3B: 0 HR: 0	SF: 0 SAC: 0 DP: 1 HBP: 0	WP: 1 PB: 0 SB: 0 CS: 0	PA: 30				
PITCHER	IP	WLS	BF	H	R	ER	SO	BB	IBB	HBP	BLK	WP	HR	S	P	ERA		WHIP							
50 Charlie Morton, R ERA: 1.8	3.0		10	2	1	1	1	0	0	0	0	0	0	11	11	0.00	0.667								
32 Brad Lincoln, R ERA: 1.5	1.0	H	4	0	0	0	0	1	0	0	0	0	0	3	7	0.00	1.000								
39 Tyler Yates, R ERA:	1.0	H	3	0	0	0	0	0	0	0	0	0	0	3	3	0.00	0.000								
61 Jeff Locke, L ERA: 4.5	1.0	S	4	2	0	0	2	0	0	0	0	1	0	8	9	0.00	2.000								

AB 29
R 1
H 4
RBI 1
BB 1
SO 4
LOB 7



Batter	1	2	3	4	5	6	7	8	9	AB	R	H	RBI	BB	SO	LOB	TOP							
11 Rajai Davis, R OBP: 0.250, SLG: 0.333 79 Kenny Wilson, R OBP: 1.000, SLG: 1.000	P2	G4-6-3 BB			F8 19 F8 10 SF9 5 1B	F8		F8 2-H 3-H 1B		3	1	1	0	1	0	2								
5 Ynel Escobar, R OBP: 0.500, SLG: 0.538 28 David Cooper, L OBP: 0.364, SLG: 0.222		G4-6-3					F9	F8		4	1	2	0	0	0	3								
19 José Bautista, R OBP: 0.182, SLG: 0.182 70 John Toliano, S OBP: 0.200, SLG: 0.400				K	F8		G5-3		SH1-3 3 1B	4	0	1	0	0	1	2								
10 Edwin Encarnación, R OBP: 0.200, SLG: 0.500 3 Adeiny Hechavarría, R OBP: 0.200, SLG: 0.400	F5			G5-3	SF9			SH1-3		3	0	1	1	0	0	2								
16 Corey Patterson, L OBP: 0.133, SLG: 0.133 Jason Lane, R OBP: 1.000, SLG: 1.000					G3		P5			4	0	2	1	0	0	2								
9 J.P. Arencibia, R OBP: 0.294, SLG: 0.077	K			K						4	1	1	0	1	3	3								
8 José Molina, R OBP: 0.429, SLG: 0.333 31 Brian Jeroloman, L OBP: 0.500, SLG: 0.333		F9		G5-3		G4-3 1 E 18 BB				2	0	0	0	1	0	0								
18 Mike McCoy, R OBP: 0.429, SLG: 0.364 68 Jonathan Diaz, R OBP: 0.273, SLG: 0.330				K				SH5-3	F9	1	0	0	0	2	1	0								
1 Darin Mastroianni, R OBP: 0.273, SLG: 0.273 Jake Marisnick, R OBP: 0.273, SLG: 0.273				K			G4-3			4	0	1	0	0	1	3								
Inning Stats	R: 1 E: 0 K: 1 S: 8	H: 3 LOB: 2 BB: 0 P: 8	R: 0 E: 0 K: 0 S: 3	H: 1 LOB: 2 BB: 2 P: 11	R: 0 E: 0 K: 2 S: 8	H: 1 LOB: 1 BB: 0 P: 9	R: 0 E: 0 K: 2 S: 7	H: 0 LOB: 0 BB: 0 P: 7	R: 1 E: 0 K: 0 S: 5	H: 2 LOB: 1 BB: 0 P: 5	R: 1 E: 1 K: 1 S: 5	H: 0 LOB: 2 BB: 2 P: 13	R: 0 E: 0 K: 0 S: 4	H: 1 LOB: 1 BB: 0 P: 4	R: 2 E: 0 K: 0 S: 4	H: 1 LOB: 1 BB: 0 P: 12	R: 2 E: 0 K: 1 S: 9	H: 4 LOB: 2 BB: 0 P: 9	1B: 11 2B: 2 3B: 0 HR: 0	SF: 1 SAC: 2 DP: 1 HBP: 0	WP: 1 PB: 0 CS: 0	PA: 45		
PITCHER	IP WLS BF H R ER SO BB IBB HBP BLK WP HR S P ERA WHIP	IP WLS BF H R ER SO BB IBB HBP BLK WP HR S P ERA WHIP	IP WLS BF H R ER SO BB IBB HBP BLK WP HR S P ERA WHIP	IP WLS BF H R ER SO BB IBB HBP BLK WP HR S P ERA WHIP	IP WLS BF H R ER SO BB IBB HBP BLK WP HR S P ERA WHIP	IP WLS BF H R ER SO BB IBB HBP BLK WP HR S P ERA WHIP	IP WLS BF H R ER SO BB IBB HBP BLK WP HR S P ERA WHIP	IP WLS BF H R ER SO BB IBB HBP BLK WP HR S P ERA WHIP	IP WLS BF H R ER SO BB IBB HBP BLK WP HR S P ERA WHIP	IP WLS BF H R ER SO BB IBB HBP BLK WP HR S P ERA WHIP	IP WLS BF H R ER SO BB IBB HBP BLK WP HR S P ERA WHIP	IP WLS BF H R ER SO BB IBB HBP BLK WP HR S P ERA WHIP	IP WLS BF H R ER SO BB IBB HBP BLK WP HR S P ERA WHIP	IP WLS BF H R ER SO BB IBB HBP BLK WP HR S P ERA WHIP	IP WLS BF H R ER SO BB IBB HBP BLK WP HR S P ERA WHIP	IP WLS BF H R ER SO BB IBB HBP BLK WP HR S P ERA WHIP	IP WLS BF H R ER SO BB IBB HBP BLK WP HR S P ERA WHIP	IP WLS BF H R ER SO BB IBB HBP BLK WP HR S P ERA WHIP	IP WLS BF H R ER SO BB IBB HBP BLK WP HR S P ERA WHIP	IP WLS BF H R ER SO BB IBB HBP BLK WP HR S P ERA WHIP	IP WLS BF H R ER SO BB IBB HBP BLK WP HR S P ERA WHIP	IP WLS BF H R ER SO BB IBB HBP BLK WP HR S P ERA WHIP	IP WLS BF H R ER SO BB IBB HBP BLK WP HR S P ERA WHIP	IP WLS BF H R ER SO BB IBB HBP BLK WP HR S P ERA WHIP
79 Mycal Jones, R OBP: 0.444, SLG: 0.429	K		P6							5	1	2	1	0	2	2								
2 Alex Gonzalez, R OBP: 0.471, SLG: 0.600 92 David Rohm, R OBP: 0.471, SLG: 0.600			G6-3							4	0	2	0	0	1	3								
10 Chipper Jones, S OBP: 0.375, SLG: 0.286	FC4									4	1	1	0	0	1	1								
26 Dan Uggla, R OBP: 0.313, SLG: 0.357 86 Phil Gosselin, R OBP: 0.313, SLG: 0.357										4	1	2	2	0	0	2								
Todd Cunningham, S OBP: 0.600, SLG: 0.556										3	0	0	0	0	0	3								
4 Joe Mather, R OBP: 0.267, SLG: 0.231										3	1	0	0	1	2	3								
8 David Ross, R OBP: 0.333, SLG: 0.143 53 Wilkin Castillo, S OBP: 0.333, SLG: 0.333										3	0	1	2	0	1	0								
28 Brent Clevlen, R OBP: 0.545, SLG: 0.444										3	0	2	0	1	1	1								
23 Brandon Hicks, R OBP: 0.182, SLG: 0.273										4	0	0	0	0	2	6								
Inning Stats	R: 0 E: 0 K: 1 S: 6	H: 1 LOB: 1 BB: 0 P: 6	R: 0 E: 1 K: 2 S: 8	H: 0 LOB: 0 BB: 0 P: 8	R: 0 E: 0 K: 1 S: 5	H: 0 LOB: 0 BB: 0 P: 5	R: 3 E: 0 K: 2 S: 12	H: 5 LOB: 3 BB: 1 P: 16	R: 0 E: 0 K: 1 S: 6	H: 0 LOB: 1 BB: 0 P: 6	R: 0 E: 0 K: 1 S: 5	H: 1 LOB: 0 BB: 0 P: 5	R: 2 E: 0 K: 0 S: 5	H: 3 LOB: 2 BB: 0 P: 6	R: 0 E: 1 K: 1 S: 6	H: 1 LOB: 2 BB: 1 P: 10	R: 0 E: 0 K: 2 S: 7	H: 0 LOB: 0 BB: 0 P: 7	1B: 9 2B: 2 3B: 0 HR: 0	SF: 0 SAC: 0 DP: 1 HBP: 1	WP: 0 PB: 0 CS: 0	PA: 41		
PITCHER	IP WLS BF H R ER SO BB IBB HBP BLK WP HR S P ERA WHIP	IP WLS BF H R ER SO BB IBB HBP BLK WP HR S P ERA WHIP	IP WLS BF H R ER SO BB IBB HBP BLK WP HR S P ERA WHIP	IP WLS BF H R ER SO BB IBB HBP BLK WP HR S P ERA WHIP	IP WLS BF H R ER SO BB IBB HBP BLK WP HR S P ERA WHIP	IP WLS BF H R ER SO BB IBB HBP BLK WP HR S P ERA WHIP	IP WLS BF H R ER SO BB IBB HBP BLK WP HR S P ERA WHIP	IP WLS BF H R ER SO BB IBB HBP BLK WP HR S P ERA WHIP	IP WLS BF H R ER SO BB IBB HBP BLK WP HR S P ERA WHIP	IP WLS BF H R ER SO BB IBB HBP BLK WP HR S P ERA WHIP	IP WLS BF H R ER SO BB IBB HBP BLK WP HR S P ERA WHIP	IP WLS BF H R ER SO BB IBB HBP BLK WP HR S P ERA WHIP	IP WLS BF H R ER SO BB IBB HBP BLK WP HR S P ERA WHIP	IP WLS BF H R ER SO BB IBB HBP BLK WP HR S P ERA WHIP	IP WLS BF H R ER SO BB IBB HBP BLK WP HR S P ERA WHIP	IP WLS BF H R ER SO BB IBB HBP BLK WP HR S P ERA WHIP	IP WLS BF H R ER SO BB IBB HBP BLK WP HR S P ERA WHIP	IP WLS BF H R ER SO BB IBB HBP BLK WP HR S P ERA WHIP	IP WLS BF H R ER SO BB IBB HBP BLK WP HR S P ERA WHIP	IP WLS BF H R ER SO BB IBB HBP BLK WP HR S P ERA WHIP	IP WLS BF H R ER SO BB IBB HBP BLK WP HR S P ERA WHIP	IP WLS BF H R ER SO BB IBB HBP BLK WP HR S P ERA WHIP	IP WLS BF H R ER SO BB IBB HBP BLK WP HR S P ERA WHIP	IP WLS BF H R ER SO BB IBB HBP BLK WP HR S P ERA WHIP

Toronto Blue Jays @ Atlanta Braves
Champion Stadium, Lake Buena Vista, FL
Fri Mar 04 2011, 1:06 PM - 4:09 PM EST
Att: 5,303 - Partly Cloudy - 72 F

AB 36
R 7
H 13
RBI 6
BB 6
SO 7
LOB 22



Toronto Blue Jays @ Atlanta Braves
Champion Stadium, Lake Buena Vista, FL
Fri Mar 04 2011, 1:06 PM - 4:09 PM EST
Att: 5,303 - Partly Cloudy - 72 F

AB 38
R 5
H 11
RBI 5
BB 2
SO 11
LOB 25



Batter	1	2	3	4	5	6	7	8	9	AB	R	H	RBI	BB	SO	LOB	TOP												
16 Corey Patterson, L OBP: 0.158, SLG: 0.211 43 Anthony Gose, L OBP: 0.308, SLG: 0.111										4	1	1	0	0	1	0	Toronto Blue Jays @ Pittsburgh Pirates McKechnie Field, Bradenton, FL Sun Mar 06 2011, 1:12 PM - 3:58 PM EST Att: 4,668 - Partly Cloudy - 77 F AB 37 R 5 H 10 RBI 4 BB 3 SO 11 LOB 22 												
5 Yunel Escobar, R OBP: 0.500, SLG: 0.529 68 Jonathan Diaz, R OBP: 0.250, SLG: 0.267										4	1	2	0	0	0	0													
19 José Bautista, R OBP: 0.357, SLG: 0.500 13 Brett Lawrie, R OBP: 0.400, SLG: 0.667										3	2	3	1	0	0	0													
45 Travis Snider, L OBP: 0.500, SLG: 0.600 31 Brian Jeroloman, L OBP: 0.333, SLG: 0.200										3	1	1	1	1	0	2													
10 Edwin Encarnación, R OBP: 0.182, SLG: 0.350 28 David Cooper, L OBP: 0.355, SLG: 0.273										4	0	0	0	0	4	8													
62 Eric Thames, L OBP: 0.421, SLG: 0.750 74 Moisés Sierra, R OBP: 0.222, SLG: 0.125										3	0	1	2	0	1	4													
11 Rajai Davis, R OBP: 0.294, SLG: 0.294 1 Darrin Mastroianni, R OBP: 0.250, SLG: 0.250										2	0	0	0	1	0	3													
9 J.P. Arencibia, R OBP: 0.227, SLG: 0.056 15 Travis d'Araud, R										3	0	0	0	0	1	2													
18 Mike McCoy, R OBP: 0.353, SLG: 0.286 3 Adeiny Hechavarria, R										3	0	0	0	0	0	0													
Inning Stats	R: 2 E: 0 K: 1 S: 8	H: 3 LOB: 2 BB: 1 P: 12	R: 0 E: 0 K: 0 S: 3	H: 0 LOB: 0 BB: 0 P: 3	R: 2 E: 1 K: 2 S: 10	H: 2 LOB: 2 BB: 1 P: 14	R: 0 E: 0 K: 0 S: 3	H: 0 LOB: 0 BB: 0 P: 3	R: 1 E: 0 K: 2 S: 9	H: 2 LOB: 1 BB: 0 P: 9	R: 0 E: 0 K: 1 S: 5	H: 0 LOB: 2 BB: 0 P: 5	R: 0 E: 0 K: 1 S: 7	H: 2 LOB: 3 BB: 0 P: 7	R: 0 E: 0 K: 3 S: 9	H: 0 LOB: 1 BB: 0 P: 13		R: 0 E: 0 K: 1 S: 6	H: 1 LOB: 1 BB: 0 P: 6	1B: 6 2B: 4 3B: 0 HR: 0	SF: 1 SAC: 0 DP: 0 HBP: 0	WP: 0 PB: 0 SB: 0 CS: 0	PA: 41						
PITCHER	IP	WLS	BF	H	R	ER	SO	BB	IBB	HBP	BLK	WP	HR	S	P	ERA		WHIP											
53 James McDonald, R ERA: 3.86	2.2	L	14	4	4	2	2	1	0	0	0	0	0	0	17	21		6.75	1.875										
65 Justin Thomas, L ERA:	3.1		3	1	0	0	1	1	0	0	0	0	0	4	8	0.00		6.000											
Joel Hanrahan, R ERA: 3.38	4.1		1.0	3	0	0	0	0	0	0	0	0	0	3	3	0.00		0.000											
30 Chris Resop, R ERA: 6.0	5.1		1.0	5	2	1	2	0	0	0	0	0	0	9	9	9.00		2.000											
69 Aaron Thompson, L ERA:	6.1		1.0	3	0	0	1	0	0	0	0	0	0	5	5	0.00	0.000												

Batter	1	2	3	4	5	6	7	8	9	AB	R	H	RBI	BB	SO	LOB	BOTTOM											
76 Corey Wimberly, S OBP: 0.182, SLG: 0.100										2	0	0	0	1	1	0	Toronto Blue Jays @ Pittsburgh Pirates McKechnie Field, Bradenton, FL Sun Mar 06 2011, 1:12 PM - 3:58 PM EST Att: 4,668 - Partly Cloudy - 77 F AB 29 R 0 H 4 RBI 0 BB 6 SO 13 LOB 16 											
3 Pedro Ciriaco, R OBP: 0.385, SLG: 0.615 66 Gorkys Hernández, R OBP: 0.091, SLG: 0.091										3	0	1	0	0	0	1												
22 Andrew McCutchen, R OBP: 0.333, SLG: 0.472 44 Alex Presley, L OBP: 0.467, SLG: 0.200										1	0	0	0	2	1	1												
24 Pedro Alvarez, L OBP: 0.381, SLG: 0.600 77 Brian Friday, R OBP: 0.222, SLG: 0.333										3	0	2	0	0	0	0												
23 Matt Diaz, R OBP: 0.176, SLG: 0.188 34 Daniel McCutchen, R OBP: 0.143, SLG: 0.286										1	0	1	0	0	0	0												
51 Steve Pearce, R OBP: 0.235, SLG: 0.313 12 Andy Marte, R OBP: 0.500, SLG: 0.625										3	0	0	0	0	1	0												
17 Josh Fields, R OBP: 0.325, SLG: 0.071 74 Justin Wilson, L OBP: 0.091, SLG: 0.091 61 Jeff Locke, L OBP: 0.143, SLG: 0.286										0	0	0	0	0	0	0												
68 Dusty Brown, R OBP: 0.417, SLG: 0.364 35 Jason Jaramillo, S OBP: 0.429, SLG: 1.143										0	0	0	0	0	0	0												
53 James McDonald, L ERA: 3.86 65 Justin Thomas, L ERA: Joel Hanrahan, R ERA: 3.38 30 Chris Resop, R ERA: 6.0 46 Garrett Jones, L OBP: 0.302, SLG: 0.333 69 Aaron Thompson, L ERA:										0	0	0	0	0	0	0												
Inning Stats	R: 0 E: 0 K: 1 S: 6	H: 1 LOB: 2 BB: 1 P: 10	R: 0 E: 0 K: 2 S: 7	H: 0 LOB: 0 BB: 0 P: 7	R: 0 E: 0 K: 2 S: 7	H: 0 LOB: 1 BB: 1 P: 11	R: 0 E: 0 K: 1 S: 5	H: 0 LOB: 0 BB: 0 P: 5	R: 0 E: 0 K: 1 S: 4	H: 0 LOB: 2 BB: 1 P: 8	R: 0 E: 0 K: 3 S: 9	H: 0 LOB: 1 BB: 0 P: 13	R: 0 E: 0 K: 2 S: 8	H: 1 LOB: 2 BB: 1 P: 12	R: 0 E: 0 K: 2 S: 8	H: 1 LOB: 1 BB: 0 P: 12		1B: 3 2B: 1 3B: 0 HR: 0	SF: 0 SAC: 0 DP: 2 HBP: 0	WP: 0 PB: 0 SB: 0 CS: 0	PA: 35							
PITCHER	IP	WLS	BF	H	R	ER	SO	BB	IBB	HBP	BLK	WP	HR	S	P	ERA		WHIP										
24 Ricky Romero, L ERA: 5.68	4.0	W	15	1	0	0	6	2	0	0	0	0	0	4	8	0.00		1.000										
60 Jon Rauch, R ERA:	5.1		1.0	3	0	0	1	1	0	0	0	0	0	4	8	0.00		1.000										
50 Frank Francisco, R ERA:	6.1		1.0	5	2	0	0	1	0	0	0	0	0	4	8	0.00		3.000										
33 Carlos Villanueva, R ERA:	7.1		1.0	3	0	0	1	0	0	0	0	0	0	5	5	0.00		0.000										
56 Zach Stewart, R ERA: 3.86	8.1		2.0	9	1	0	5	2	0	0	0	0	0	17	25	0.00	1.500											

Batter	1	2	3	4	5	6	7	8	9	10	11	AB	R	H	RBI	BB	SO	LOB	TOP	
16 Corey Patterson, L OBP: 0.182, SLG: 0.318 43 Anthony Gose, L OBP: 0.383, SLG: 0.167												3	1	1	2	0	1	1		
5 Yunel Escobar, R Gustavo Pierre, R												4	0	2	1	0	0	1		
19 José Bautista, R 70 John Tolisano, S												4	0	1	0	0	1	2		
26 Adam Lind, L 28 David Cooper, L												3	0	0	0	0	0	1		
9 J.P. Arencibia, R 14 Ryan Budde, R												2	0	1	0	1	0	0		
62 Eric Thames, L												4	0	1	0	1	1	2		
74 Moisés Sierra, R 1 Darin Mastroianni, R												2	1	1	0	1	0	0		
31 Brian Jeroloman, L												5	0	0	0	0	3	6		
68 Jonathan Diaz, R 79 Ryan Goins, L												3	1	2	0	0	0	0		
Inning Stats	R: 0 E: 0 K: 1 S: 5	H: 0 LOB: 0 BB: 0 P: 6	R: 0 E: 0 K: 1 S: 6	H: 1 LOB: 2 BB: 1 P: 11	R: 0 E: 0 K: 1 S: 3	H: 2 LOB: 1 BB: 0 P: 3	R: 0 E: 0 K: 0 S: 4	H: 1 LOB: 0 BB: 0 P: 4	R: 0 E: 0 K: 1 S: 9	H: 0 LOB: 0 BB: 0 P: 9	R: 0 E: 0 K: 1 S: 6	H: 1 LOB: 1 BB: 1 P: 10	R: 0 E: 0 K: 2 S: 7	H: 0 LOB: 2 BB: 2 P: 16	R: 0 E: 0 K: 1 S: 6	H: 1 LOB: 1 BB: 0 P: 6	1B: 10 2B: 1 3B: 1 HR: 0	SF: 0 SAC: 0 DP: 2 HBP: 0	WP: 2 PB: 0 SB: 0 CS: 2	PA: 45
PITCHER	IP: 1.0 WLS: 0 BF: 14 ERA: 4.0	WLS: 0 BF: 7 ERA: 15.0	WLS: 0 BF: 3 ERA: 4.5	WLS: 0 BF: 4 ERA: 1.0	WLS: 0 BF: 0 ERA: 0.0	WLS: 0 BF: 0 ERA: 0.0	WLS: 0 BF: 0 ERA: 0.0	WLS: 0 BF: 0 ERA: 0.0	WLS: 0 BF: 0 ERA: 0.0	WLS: 0 BF: 0 ERA: 0.0	WLS: 0 BF: 0 ERA: 0.0	WLS: 0 BF: 0 ERA: 0.0	WLS: 0 BF: 0 ERA: 0.0	WLS: 0 BF: 0 ERA: 0.0	WLS: 0 BF: 0 ERA: 0.0	WLS: 0 BF: 0 ERA: 0.0	WLS: 0 BF: 0 ERA: 0.0	WLS: 0 BF: 0 ERA: 0.0	WLS: 0 BF: 0 ERA: 0.0	WLS: 0 BF: 0 ERA: 0.0

Toronto Blue Jays @ Tampa Bay Rays
Charlotte Sports Park, Port Charlotte, FL
Wed Mar 09 2011, 1:10 PM - 4:31 PM EST
Att: 4,741 - Partly Cloudy - 85 F

livebaseallscorecards.com

AB 40
R 3
H 11
RBI 3
BB 5
SO 8
LOB 25



Batter	1	2	3	4	5	6	7	8	9	10	11	AB	R	H	RBI	BB	SO	LOB	BOTTOM	
18 Ben Zobrist, S 79 Joe Inglett, L												3	0	0	0	0	1	0		
22 Johnny Damon, L 5 Sam Fuld, L												3	0	0	0	0	0	1		
3 Evan Longoria, R 9 Elliot Johnson, S												3	1	1	0	0	0	0		
24 Manny Ramirez, R 38 Robinson Chirinos, R												3	0	0	0	0	0	1		
20 Matt Joyce, L 8 Desmond Jennings, R												2	1	0	0	1	2	0		
2 B.J. Upton, R 87 Reid Fronk, L												3	0	3	2	0	0	0		
41 Nevin Ashley, R 45 Felipe Lopez, S												2	0	0	0	1	0	2		
84 Omar Luna, R												2	1	2	1	0	0	0		
10 Kelly Shoppach, R 28 John Jaso, L												2	0	0	0	0	2	0		
16 Ray Ornelas, S 43 Michael Sherridan, L												3	0	0	0	0	0	2		
PITCHER	IP: 3.0 WLS: 4.0 BF: 16 ERA: 3.0	WLS: 1.0 BF: 3 ERA: 6.0	WLS: 1.0 BF: 4 ERA: 1.0	WLS: 1.0 BF: 2 ERA: 1.0	WLS: 0.0 BF: 0 ERA: 0.0	WLS: 0.0 BF: 0 ERA: 0.0	WLS: 0.0 BF: 0 ERA: 0.0	WLS: 0.0 BF: 0 ERA: 0.0	WLS: 0.0 BF: 0 ERA: 0.0	WLS: 0.0 BF: 0 ERA: 0.0	WLS: 0.0 BF: 0 ERA: 0.0	WLS: 0.0 BF: 0 ERA: 0.0	WLS: 0.0 BF: 0 ERA: 0.0	WLS: 0.0 BF: 0 ERA: 0.0	WLS: 0.0 BF: 0 ERA: 0.0	WLS: 0.0 BF: 0 ERA: 0.0	WLS: 0.0 BF: 0 ERA: 0.0	WLS: 0.0 BF: 0 ERA: 0.0	WLS: 0.0 BF: 0 ERA: 0.0	WLS: 0.0 BF: 0 ERA: 0.0

Toronto Blue Jays @ Tampa Bay Rays
Charlotte Sports Park, Port Charlotte, FL
Wed Mar 09 2011, 1:10 PM - 4:31 PM EST
Att: 4,741 - Partly Cloudy - 85 F

livebaseallscorecards.com


AB 41
R 4
H 9
RBI 4
BB 2
SO 7
LOB 13



Batter	1	2	3	4	5	6	7	8	9	AB	R	H	RBI	BB	SO	LOB	TOP										
14 Curtis Granderson, L (1.8) 77 Melky Mesa, R (7.8) OBP: 0.400, SLG: 0.913 OBP: 0.412, SLG: 0.429	E4 SH5-3 19 33 1B		HR		F8			BB		3	2	1	1	0	0	0	New York Yankees @ Toronto Blue Jays Florida Auto Exchange Stadium, Dunedin, FL Fri Mar 11 2011, 1:07 PM - 4:01 PM EST Att.: 5,521 - Sunny - 59 F										
19 Ramiro Pena, S (1.6) 71 Doug Bernier, R (7.6)	SH5-3		G5-3			G4-3		G1-3		2	0	0	0	0	0	0											
33 Nick Swisher, S (1.9) 95 Dan Brewer, R (7.9) OBP: 0.259, SLG: 0.269 OBP: 0.444, SLG: 0.556	FC6-4 1B		F7			K		1B		3	0	1	1	0	1	0											
12 Eric Chavez, L (1.3) 70 Luke Murton, R (7.3)	L6		K			K		F8		3	0	0	0	0	2	1											
83 Jesus Montero, R (1.2) 85 Jose Gil, R (7.2) OBP: 0.136, SLG: 0.136	FC6-4					G4-3		1B		3	0	0	0	0	1	1											
26 Ronnie Belliard, R (1.4) 60 Kevin Russo, R (7.4) OBP: 0.125, SLG: 0.067		G6-3				G6-3		1B		3	0	0	0	0	0	0											
94 Jorge Vazquez, R (1.5) Luis Nunez, R (7.5) OBP: 1.000, SLG: 1.000						K		1B		3	0	1	0	0	1	0											
75 Brandon Laird, R (1.10) 86 Kyle Higashioka, R (8. PH) OBP: 0.100, SLG: 0.111 OBP: 0.400, SLG: 0.250	F7					K		F8		2	0	0	0	0	1	1											
78 Jordan Parraz, R (1.7) OBP: 0.357, SLG: 0.308	K					F9		G4-3	FC6-4 1B	4	0	0	0	0	1	4											
Inning Stats	R: 1 E: 1 K: 0 S: 5	H: 1 LOB: 1 BB: 0 P: 6	R: 0 E: 0 K: 1 S: 6	H: 1 LOB: 1 BB: 0 P: 6	R: 1 E: 0 K: 1 S: 6	H: 1 LOB: 0 BB: 0 P: 7	R: 0 E: 0 K: 2 S: 7	H: 0 LOB: 0 BB: 0 P: 7	R: 0 E: 0 K: 1 S: 5	H: 0 LOB: 0 BB: 0 P: 5	R: 0 E: 0 K: 2 S: 7	H: 0 LOB: 0 BB: 0 P: 7	R: 0 E: 0 K: 0 S: 3	H: 0 LOB: 0 BB: 0 P: 3	R: 0 E: 0 K: 0 S: 3	H: 0 LOB: 1 BB: 1 P: 7		R: 1 E: 0 K: 1 S: 8	H: 3 LOB: 3 BB: 1 P: 12	1B: 5 2B: 0 3B: 0 HR: 1	SF: 0 SAC: 1 DP: 0 HBP: 0	WP: 0 PB: 0 SB: 1 CS: 0	PA: 36				
PITCHER	IP	WLS	BF	H	R	ER	SO	BB	IBB	HBP	BLK	WP	HR	S	P	ERA	WHIP										
4 Kyle Drabek, R (1.1) ERA: 3.0	4.0	W	16	3	2	1	4	0	0	0	0	0	1	24	26	2.25	0.750										
37 Jo-Jo Reyes, L (5.1) ERA: 2.25	3.0	H	9	0	0	0	3	0	0	0	0	0	0	15	15	0.00	0.000										
25 David Purcey, L (8.1) ERA: 3.6	1.0		4	0	0	0	0	1	0	0	0	0	0	3	7	0.00	1.000										
44 Casey Janssen, R (9.1) ERA: 2.25	1.0		7	3	1	1	1	1	0	0	0	0	0	8	12	9.00	4.000										

Batter	1	2	3	4	5	6	7	8	9	AB	R	H	RBI	BB	SO	LOB	BOTTOM										
30 Scott Podsednik, L (1.8) 79 Ryan Goins, L (5.4) OBP: 0.286, SLG: 0.200	G5-3			HR	WP			K		1	1	0	0	2	0	0	New York Yankees @ Toronto Blue Jays Florida Auto Exchange Stadium, Dunedin, FL Fri Mar 11 2011, 1:07 PM - 4:01 PM EST Att.: 5,521 - Sunny - 59 F										
5 Yunel Escobar, R (1.6) 68 Jonathan Diaz, R (6. PH) OBP: 0.500, SLG: 0.478 OBP: 0.280, SLG: 0.292	26 19 SF7 BB	G4-3		K		L5		G5-3		2	1	0	0	2	1	3											
26 Adam Lind, L (1.3) 28 David Cooper, L (7.3) OBP: 0.375, SLG: 0.476 OBP: 0.381, SLG: 0.316	E6 45 1B		K	HR	G3			G1-3		4	1	2	2	0	1	2											
19 José Bautista, R (1.5) 6 John McDonald, R (6. PH) OBP: 0.409, SLG: 0.650 OBP: 0.313, SLG: 0.313	SF7		HR	45 20 1B BB		L5		1B		2	1	2	2	1	0	0											
45 Travis Snider, L (1.7) 16 Corey Patterson, L (7.7) OBP: 0.538, SLG: 0.667 OBP: 0.174, SLG: 0.304	FC6-4 1B		F8	20 1B		L9		1B		4	1	3	0	0	0	0											
20 Juan Rivera, R (1.9) 74 Moisés Sierra, R (7.9) OBP: 0.400, SLG: 0.474 OBP: 0.294, SLG: 0.143	FC6-4		1B	1B		F9		HBP		4	0	2	0	0	0	4											
10 Edwin Encarnación, R (1.10) Adam Loewen, L (7. PH) OBP: 0.200, SLG: 0.357 OBP: 0.500, SLG: 0.500		G1-3 2B	L5		E5 18 FC5-4 79 CS			1B		4	0	2	1	0	0	2											
8 José Molina, R (1.2) 31 Brian Jeroloman, L (6. PH) OBP: 0.462, SLG: 0.455 OBP: 0.214, SLG: 0.083		G5-3		K		G4-3		1B		3	0	1	0	0	1	1											
18 Mike McCoy, R (1.4) OBP: 0.304, SLG: 0.368		G1-3		30 WP 3B		K		1B		4	2	1	1	0	1	5											
Inning Stats	R: 1 E: 1 K: 0 S: 5	H: 2 LOB: 2 BB: 1 P: 9	R: 0 E: 0 K: 0 S: 5	H: 1 LOB: 1 BB: 1 P: 9	R: 1 E: 0 K: 1 S: 7	H: 2 LOB: 1 BB: 0 P: 9	R: 3 E: 0 K: 2 S: 11	H: 4 LOB: 2 BB: 2 P: 22	R: 1 E: 0 K: 0 S: 6	H: 3 LOB: 2 BB: 1 P: 10	R: 2 E: 1 K: 0 S: 6	H: 2 LOB: 3 BB: 2 P: 14	R: 2 E: 0 K: 1 S: 8	H: 3 LOB: 0 BB: 0 P: 9	R: 0 E: 0 K: 1 S: 5	H: 0 LOB: 0 BB: 0 P: 5		1B: 13 2B: 1 3B: 1 HR: 2	SF: 2 SAC: 0 DP: 0 HBP: 1	WP: 3 PB: 0 SB: 1 CS: 2	PA: 48						
PITCHER	IP	WLS	BF	H	R	ER	SO	BB	IBB	HBP	BLK	WP	HR	S	P	ERA	WHIP										
47 Iván Nova, R (1.1) ERA: 2.25	3.0		16	5	2	2	1	2	0	0	0	0	1	17	27	6.00	2.333										
87 David Phelps, R (4.1) ERA: 10.5	1.0	L	10	6	4	4	2	2	0	0	0	1	1	13	24	36.00	8.000										
Romulo Sanchez, R (5.1) ERA: 8.1	1.1		8	3	2	1	0	1	0	0	0	1	0	8	12	6.75	3.000										
41 Andrew Sisco, L (6.1) ERA: 2.7	0.2		4	0	0	0	0	2	0	0	0	0	0	2	10	0.00	3.000										
80 Ryan Pope, R (7.1) ERA: 4.5	1.0		7	3	2	2	1	0	0	1	0	0	0	8	9	18.00	3.000										

AB	33
R	3
H	6
RBI	3
BB	2
SO	8
LOB	11



AB	38
R	10
H	17
RBI	9
BB	7
SO	5
LOB	24



Batter	1	2	3	4	5	6	7	8	9	AB	R	H	RBI	BB	SO	LOB	TOP					
31 Jose Tabata, R (1, 7) Miles Durham, R (6, 7) OBP: 0.285, SLG: 0.242 OBP: 0.400, SLG: 1.000			G5-4-3			F9		G2-3		4	0	1	0	0	1	3						
10 Joshua Rodriguez, R (1, 4) 77 Brian Friday, R (6, 4) OBP: 0.400, SLG: 0.250 OBP: 0.300, SLG: 0.333					F9		G5-3			3	2	1	0	1	0	5						
22 Andrew McCutchen, R (1, 8) 51 Steve Pearce, R (6, 5) OBP: 0.424, SLG: 0.687 OBP: 0.231, SLG: 0.292										3	2	2	2	0	1	0						
23 Matt Diaz, R (1, 9) 81 Andrew Lambo, L (6, 9) OBP: 0.379, SLG: 0.500 OBP: 0.250, SLG: 0.287							F7			2	0	1	1	1	0	1						
12 Andy Marte, R (1, 5) 3 Pedro Ciriaco, R (6, 6) OBP: 0.500, SLG: 0.625 OBP: 0.348, SLG: 0.500							F7			3	0	1	1	0	1	2						
17 Josh Fields, R (1, 3) OBP: 0.346, SLG: 0.200										2	0	0	0	2	1	2						
10 Garrett Atkins, R (1, 10) 75 Jeremy Farrell, R (8, PH) OBP: 0.250, SLG: 0.409 OBP: 0.412, SLG: 0.412			G6-4-3							3	0	0	0	0	2	2						
68 Dusty Brown, R (1, 2) 80 Eric Fryer, R (8, PH) OBP: 0.400, SLG: 0.412 OBP: 0.250, SLG: 0.287										2	0	1	0	1	0	1						
76 Corey Wimberly, S (1, 6) OBP: 0.440, SLG: 0.263										2	0	2	0	1	0	0						
Inning Stats	R: 2 E: 0 K: 1 S: 8	H: 3 LOB: 0 BB: 0 P: 8	R: 0 E: 0 K: 1 S: 4	H: 0 LOB: 0 BB: 1 P: 9	R: 2 E: 0 K: 0 S: 3	H: 1 LOB: 1 BB: 3 P: 15	R: 0 E: 0 K: 0 S: 5	H: 3 LOB: 3 BB: 1 P: 9	R: 0 E: 0 K: 2 S: 8	H: 1 LOB: 1 BB: 0 P: 8	R: 0 E: 0 K: 1 S: 6	H: 1 LOB: 2 BB: 1 P: 10	R: 0 E: 1 K: 1 S: 6	H: 0 LOB: 1 BB: 0 P: 6	R: 0 E: 0 K: 0 S: 2	H: 0 LOB: 0 BB: 1 P: 6	1B: 7 2B: 2 3B: 0 HR: 1	SF: 0 SAC: 1 DP: 3 HBP: 0	WP: 0 PB: 0 SB: 0 CS: 2	PA: 41		
PITCHER	IP WLS BF H R ER SO BB IBB HBP BLK WP HR S P ERA WHIP	IP WLS BF H R ER SO BB IBB HBP BLK WP HR S P ERA WHIP	IP WLS BF H R ER SO BB IBB HBP BLK WP HR S P ERA WHIP	IP WLS BF H R ER SO BB IBB HBP BLK WP HR S P ERA WHIP	IP WLS BF H R ER SO BB IBB HBP BLK WP HR S P ERA WHIP	IP WLS BF H R ER SO BB IBB HBP BLK WP HR S P ERA WHIP	IP WLS BF H R ER SO BB IBB HBP BLK WP HR S P ERA WHIP	IP WLS BF H R ER SO BB IBB HBP BLK WP HR S P ERA WHIP	IP WLS BF H R ER SO BB IBB HBP BLK WP HR S P ERA WHIP	IP WLS BF H R ER SO BB IBB HBP BLK WP HR S P ERA WHIP	IP WLS BF H R ER SO BB IBB HBP BLK WP HR S P ERA WHIP	IP WLS BF H R ER SO BB IBB HBP BLK WP HR S P ERA WHIP	IP WLS BF H R ER SO BB IBB HBP BLK WP HR S P ERA WHIP	IP WLS BF H R ER SO BB IBB HBP BLK WP HR S P ERA WHIP	IP WLS BF H R ER SO BB IBB HBP BLK WP HR S P ERA WHIP	IP WLS BF H R ER SO BB IBB HBP BLK WP HR S P ERA WHIP	IP WLS BF H R ER SO BB IBB HBP BLK WP HR S P ERA WHIP	IP WLS BF H R ER SO BB IBB HBP BLK WP HR S P ERA WHIP	IP WLS BF H R ER SO BB IBB HBP BLK WP HR S P ERA WHIP	IP WLS BF H R ER SO BB IBB HBP BLK WP HR S P ERA WHIP	IP WLS BF H R ER SO BB IBB HBP BLK WP HR S P ERA WHIP	IP WLS BF H R ER SO BB IBB HBP BLK WP HR S P ERA WHIP

Pittsburgh Pirates @ Toronto Blue Jays
Florida Auto Exchange Stadium, Dunedin, FL
Sat Mar 12 2011, 1:10 PM - 3:59 PM EST
Att: 2,952 - Sunny - 70 F

AB 32
R 4
H 10
RBI 4
BB 7
SO 7
LOB 20



Batter	1	2	3	4	5	6	7	8	9	AB	R	H	RBI	BB	SO	LOB	BOTTOM					
11 Rajai Davis, R (1, 8) Callix Crabbe, S (7, PR) OBP: 0.367, SLG: 0.630 OBP: 0.250, SLG: 0.287										3	1	1	0	1	2	0						
18 Mike McCoy, R (1, 6) Manny Mayerson, R (7, PR) OBP: 0.370, SLG: 0.409 OBP: 0.250, SLG: 0.287										3	1	2	0	1	0	0						
19 José Bautista, R (1, 10) Kevin Nolan, R (7, PR) OBP: 0.462, SLG: 0.682 OBP: 0.250, SLG: 0.287										2	0	1	2	2	1	1						
45 Travis Snider, L (1, 7) Ricardo Nanita, L (7, PR) OBP: 0.471, SLG: 0.563 OBP: 0.250, SLG: 0.287										4	0	1	1	0	2	3						
20 Juan Rivera, R (1, 9) Adam Loewen, L (7, PR) OBP: 0.375, SLG: 0.409 OBP: 0.500, SLG: 0.500										3	0	0	0	1	0	1						
10 Edwin Encarnación, R (1, 3) 70 Numan Romero, S (8, 3) OBP: 0.235, SLG: 0.489 OBP: 0.154, SLG: 0.083										4	2	2	1	0	0	2						
13 Brett Lawrie, R (1, 5) OBP: 0.385, SLG: 0.680										4	0	1	0	0	0	0						
9 J.P. Arencibia, R (1, 2) 14 Ryan Budde, R (7, 2) OBP: 0.226, SLG: 0.080 OBP: 0.154, SLG: 0.083										2	0	0	1	0	0	0						
6B Jonathan Diaz, R (1, 4) Adam Calderone, L (8, 8) OBP: 0.250, SLG: 0.259 OBP: 0.250, SLG: 0.259										3	0	0	0	0	1	1						
Inning Stats	R: 0 E: 0 K: 3 S: 9	H: 0 LOB: 1 BB: 1 P: 13	R: 1 E: 0 K: 0 S: 5	H: 2 LOB: 1 BB: 0 P: 5	R: 0 E: 0 K: 2 S: 7	H: 0 LOB: 1 BB: 1 P: 11	R: 1 E: 0 K: 0 S: 6	H: 1 LOB: 0 BB: 0 P: 9	R: 2 E: 0 K: 0 S: 6	H: 3 LOB: 1 BB: 0 P: 6	R: 0 E: 0 K: 0 S: 3	H: 0 LOB: 0 BB: 0 P: 3	R: 2 E: 0 K: 1 S: 6	H: 2 LOB: 2 BB: 3 P: 18	R: 0 E: 0 K: 0 S: 3	H: 0 LOB: 0 BB: 0 P: 3	1B: 5 2B: 2 3B: 0 HR: 1	SF: 1 SAC: 0 DP: 0 HBP: 0	WP: 1 PB: 0 SB: 1 CS: 0	PA: 36		
PITCHER	IP WLS BF H R ER SO BB IBB HBP BLK WP HR S P ERA WHIP	IP WLS BF H R ER SO BB IBB HBP BLK WP HR S P ERA WHIP	IP WLS BF H R ER SO BB IBB HBP BLK WP HR S P ERA WHIP	IP WLS BF H R ER SO BB IBB HBP BLK WP HR S P ERA WHIP	IP WLS BF H R ER SO BB IBB HBP BLK WP HR S P ERA WHIP	IP WLS BF H R ER SO BB IBB HBP BLK WP HR S P ERA WHIP	IP WLS BF H R ER SO BB IBB HBP BLK WP HR S P ERA WHIP	IP WLS BF H R ER SO BB IBB HBP BLK WP HR S P ERA WHIP	IP WLS BF H R ER SO BB IBB HBP BLK WP HR S P ERA WHIP	IP WLS BF H R ER SO BB IBB HBP BLK WP HR S P ERA WHIP	IP WLS BF H R ER SO BB IBB HBP BLK WP HR S P ERA WHIP	IP WLS BF H R ER SO BB IBB HBP BLK WP HR S P ERA WHIP	IP WLS BF H R ER SO BB IBB HBP BLK WP HR S P ERA WHIP	IP WLS BF H R ER SO BB IBB HBP BLK WP HR S P ERA WHIP	IP WLS BF H R ER SO BB IBB HBP BLK WP HR S P ERA WHIP	IP WLS BF H R ER SO BB IBB HBP BLK WP HR S P ERA WHIP	IP WLS BF H R ER SO BB IBB HBP BLK WP HR S P ERA WHIP	IP WLS BF H R ER SO BB IBB HBP BLK WP HR S P ERA WHIP	IP WLS BF H R ER SO BB IBB HBP BLK WP HR S P ERA WHIP	IP WLS BF H R ER SO BB IBB HBP BLK WP HR S P ERA WHIP	IP WLS BF H R ER SO BB IBB HBP BLK WP HR S P ERA WHIP	IP WLS BF H R ER SO BB IBB HBP BLK WP HR S P ERA WHIP

Pittsburgh Pirates @ Toronto Blue Jays
Florida Auto Exchange Stadium, Dunedin, FL
Sat Mar 12 2011, 1:10 PM - 3:59 PM EST
Att: 2,952 - Sunny - 70 F

AB 30
R 6
H 8
RBI 5
BB 5
SO 6
LOB 8



Batter	1	2	3	4	5	6	7	8	9	AB	R	H	RBI	BB	SO	LOB	TOP																
43 Anthony Gose, L (1, 8) OBP: 0.391, SLG: 0.389	0-0 6 CS 1B		0-0 G4-3		0-0 FC4-6		0-0 2B		0-3 K	5	0	2	1	0	1	4	Toronto Blue Jays @ Detroit Tigers Joker Marchant Stadium, Lakeland, FL Sat Mar 12 2011, 1:14 PM - 3:55 PM EST Att: 6,902 - Sunny - 68 F																
6 John McDonald, R (1, 5) OBP: 0.316, SLG: 0.278	4-0 26 G4-3 26 WP 1-2 BB		0-3 K		0-0 F9		0-0 P6			2	0	0	0	1	1	1																	
70 John Tolisano, S (6, 5) OBP: 0.400, SLG: 0.500										1	0	0	0	0	0	1																	
26 Adam Lind, L (1, 3) OBP: 0.407, SLG: 0.522	1-0 G4-3				0-0 15 G6-3 2B		4-0 16 WP BB		0-0 G3	2	0	1	0	1	0	1																	
28 David Cooper, L (6, PR) OBP: 0.364, SLG: 0.300	1-3 G4-3									1	0	0	0	0	0	0																	
62 Eric Thames, L (1, 10) OBP: 0.361, SLG: 0.484	0-0 P5				0-0 F9		0-0 F9		0-3 K	4	0	0	0	0	1	3																	
15 Travis d'Arnaud, R (1, 2)																																	
31 Brian Jeroloman, L (7, 2) OBP: 0.200, SLG: 0.077			0-0 L7		0-0 G6-3		0-0 F7		0-0 G6-3	3	0	0	0	0	0	2																	
16 Corey Patterson, L (1, 7) OBP: 0.154, SLG: 0.269	0-0 F8				0-0 P6		1-0 L7		0-3 K	3	0	0	0	0	0	2																	
Jason Lane, R (6, 7) OBP: 0.250, SLG: 0.250										1	0	0	0	0	1	0																	
74 Moisés Sierra, R (1, 9)			0-0 G5-3				0-0 F7		0-3 K	3	1	1	0	0	0	0																	
64 Jack Murphy, S (9, PH)										1	0	0	0	0	1	0																	
3 Adeiny Hechavarria, R (1, 6) OBP: 0.353, SLG: 0.214					0-0 43 G4-3 79 G4-3 6 PB 1B		0-0 L6		0-0 79 G4-3 43 2B 1B	4	2	3	0	0	0	1																	
79 Ryan Goins, L (1, 4) OBP: 0.200, SLG: 0.125			0-0 G4-3				0-0 E6		0-0 G4-3	3	0	0	1	0	0	2																	
81 Justin Jackson, R (7, 4) OBP: 1.000, SLG: 1.000					0-0 43 FC4-6 1-2 1B				1-2 1B	1	0	1	0	0	0	0																	
Inning Stats	R: 0 E: 0 K: 0 S: 3	H: 1 LOB: 1 BB: 1 P: 8	R: 0 E: 0 K: 0 S: 3	H: 0 LOB: 0 BB: 0 P: 3	R: 1 E: 0 K: 1 S: 6	H: 1 LOB: 0 BB: 0 P: 6	R: 0 E: 0 K: 0 S: 4	H: 1 LOB: 1 BB: 0 P: 4	R: 1 E: 1 K: 0 S: 5	H: 1 LOB: 1 BB: 0 P: 5	R: 0 E: 0 K: 0 S: 3	H: 0 LOB: 2 BB: 1 P: 8	R: 1 E: 0 K: 0 S: 5	H: 2 LOB: 1 BB: 0 P: 5	R: 0 E: 0 K: 1 S: 5	H: 0 LOB: 0 BB: 0 P: 5	R: 0 E: 0 K: 3 S: 11	H: 2 LOB: 2 BB: 0 P: 11	1B: 5 2B: 2 3B: 1 HR: 0	SF: 0 SAC: 0 DP: 0 HBP: 0	WP: 2 PB: 1 SB: 0 CS: 1	PA: 37											
PITCHER	IP WLS BF H R ER SO BB IBB HBP BLK WP HR S P ERA WHIP																																
31 Brad Penny, R (1, 1) ERA: 0.87	5.0	20	4	2	1	1	1	0	0	0	0	1	0	21	26	1.80	1.000																
46 Jose Valverde, R (6, 1) ERA: 1.5	1.0	4	0	0	0	0	1	0	0	0	0	1	0	3	8	0.00	1.000																
38 Robbie Weinhardt, R (7, 1) ERA: 9.86	1.0	5	2	1	1	0	0	0	0	0	0	0	0	5	5	9.00	2.000																
55 Daniel Schereth, L (8, 1) ERA:	1.0	W	3	0	0	0	1	0	0	0	0	0	0	5	5	0.00	0.000																
62 Al Alburquerque, R (9, 1) ERA: 6.39	1.0	S	5	2	0	0	3	0	0	0	0	0	0	11	11	0.00	2.000																

Batter	1	2	3	4	5	6	7	8	9	AB	R	H	RBI	BB	SO	LOB	BOTTOM																
14 Austin Jackson, R (1, 8) OBP: 0.394, SLG: 0.357	0-3 K		0-0 F9		0-0 G6-3		0-0 65 FC4-6 1B		0-0 3H 1B	3	0	0	0	0	1	0	Toronto Blue Jays @ Detroit Tigers Joker Marchant Stadium, Lakeland, FL Sat Mar 12 2011, 1:14 PM - 3:55 PM EST Att: 6,902 - Sunny - 68 F																
34 Clete Thomas, L (7, 8) OBP: 0.321, SLG: 0.320										1	0	1	0	0	0	0																	
33 Ryan Strieby, R (8, PH) OBP: 0.333, SLG: 0.407										1	0	1	1	0	0	0																	
13 Alex Avila, L (1, 2) OBP: 0.417, SLG: 0.300	4-0 30 BB BB		0-3 K		0-0 30 1B 1B		0-0 P3		0-3 K	2	0	1	0	1	1	0																	
76 Bryan Holaday, R (5, PR) OBP: 0.143, SLG: 0.571										2	0	0	0	0	1	3																	
30 Magglio Ordonez, R (1, 10) OBP: 0.149, SLG: 0.120	4-0 1-2 BB		0-3 K		0-0 1B		0-0 FC4-6 26 HBP 24 1B 1-2 3H 1B			2	0	1	0	1	1	0																	
65 Scott Thorman, L (7, PH) OBP: 0.263, SLG: 0.176										1	0	0	1	0	0	1																	
24 Miguel Cabrera, R (1, 3) OBP: 0.303, SLG: 0.414	0-0 F9				4-0 26 1B 15 SF8-4 BB		0-0 F8		0-0 26 HBP 1B	3	1	1	0	1	0	4																	
29 Danny Worth, R (7, PR) OBP: 0.273, SLG: 0.263										0	0	0	0	0	0	0																	
26 Brennan Boesch, L (1, 9) OBP: 0.459, SLG: 0.467	0-3 K				0-0 15 SF8-4 1B		0-0 G4-3		1-0 1-2 2-3 HBP	3	0	1	0	0	1	2																	
57 Casper Wells, R (8, 9) OBP: 0.462, SLG: 0.474										0	0	0	0	0	0	0																	
15 Brandon Inge, R (1, 5) OBP: 0.310, SLG: 0.440			0-0 F7		0-0 SF8-4		4-0 27 G4-6-3 BB		0-0 K	1	0	0	1	1	0	0																	
32 Don Kelly, L (6, PR) OBP: 0.345, SLG: 0.346					0-0 1-2 3H 1B		0-0 G4-6-3		0-3 K	1	0	0	0	0	1	3																	
27 Jhonny Peralta, R (1, 6) OBP: 0.379, SLG: 0.395			0-0 72 CS 20 1B 1B		0-0 20 CS-4 1B		0-0 G4-6-3		0-0 33 1B 3B	3	0	2	0	0	0	1																	
39 Ramon Santiago, S (7, 6) OBP: 0.500, SLG: 0.667										1	1	1	0	0	0	0																	
20 Scott Sizemore, R (1, 4) OBP: 0.310, SLG: 0.481			0-0 1-2 1B		0-0 FC5-4		0-0 1-2 1B		3-2 HR	4	1	2	1	0	1	2																	
72 Andy Dirks, L (1, 7) OBP: 0.526, SLG: 0.688	2 SAFE X F7						0-0 F8		0-3 34 1B 65 FC4-6 BB	3	1	0	0	1	1	3																	
Inning Stats	R: 0 E: 0 K: 2 S: 7	H: 0 LOB: 2 BB: 2 P: 15	R: 0 E: 0 K: 0 S: 4	H: 2 LOB: 1 BB: 0 P: 4	R: 0 E: 0 K: 2 S: 7	H: 0 LOB: 0 BB: 0 P: 7	R: 1 E: 0 K: 0 S: 4	H: 2 LOB: 1 BB: 1 P: 8	R: 0 E: 0 K: 0 S: 5	H: 2 LOB: 2 BB: 0 P: 5	R: 0 E: 0 K: 0 S: 2	H: 0 LOB: 1 BB: 1 P: 6	R: 2 E: 0 K: 1 S: 10	H: 3 LOB: 3 BB: 1 P: 18	R: 1 E: 0 K: 3 S: 11	H: 2 LOB: 1 BB: 0 P: 11	1B: 9 2B: 1 3B: 1 HR: 1	SF: 1 SAC: 0 DP: 2 HBP: 1	WP: 0 PB: 0 SB: 0 CS: 1	PA: 38													
PITCHER	IP WLS BF H R ER SO BB IBB HBP BLK WP HR S P ERA WHIP																																
67 Robert Ray, R (1, 1) ERA: 3.0	2.0	9	2	1	1	2	1	0	0	0	0	0	0	11	15	4.50	1.500																
56 Zach Stewart, R (3, 1) ERA: 4.05	2.0	B	8	2	1	1	2	1	0	0	0	0	0	7	11	0.00	1.500																
71 Henderson Alvarez III, R (5, 1) ERA:	2.0	H	8	2	0	0	1	0	0	0	0	0	0	7	11	0.00	1.500																
17 Josh Roenicke, R (7, 1) ERA: 6.75	0.2	B	6	3	2	2	0	1	0	0	0	0	1	7	14	27.00	6.000																
46 Winston Abreu, R (7, 1) ERA: 4.5	0.2	L	4	1	1	1	2	0	0	1	0	0	0	7	8	13.50	1.500																

AB	35
R	3
H	8
RBI	2
BB	2
SO	5
LOB	17



WP	0	PA	38
PB	0		
SB	0		
CS	1		



Batter	1	2	3	4	5	6	7	8	9	AB	R	H	RBI	BB	SO	LOB	TOP								
18 Ben Zobrist, S (1.9) 8 Desmond Jennings, R (6.7) (7.9)	G4-1		F8		L9			G4-3		3	0	0	0	0	0	0	Tampa Bay Rays @ Toronto Blue Jays Florida Auto Exchange Stadium, Dunedin, FL Sun Mar 13 2011, 1:10 PM - 4:29 PM EDT Att.: 5,559 - Sunny - 66 F								
22 Johnny Damon, L (1.10) 11 Justin Ruggiano, R (6. PH) (6.10)	2B		K					F8		2	1	1	0	0	1	0									
24 Manny Ramirez, R (1.7) 5 Sam Fuld, L (6.9) (7.7)	HBP		K					F8		2	0	0	0	0	2	0									
24 Dan Johnson, L (1.3) 23 Casey Kotchman, L (6.3) (6.3)	FC4-6				F9			G3-1		3	0	0	0	0	0	1									
2 B.J. Upton, R (1.8) 66 Chris Carter, L (7.8) (7.8)	K		BLK 1 K2-3					L8		3	1	1	0	0	1	1									
1 Sean Rodriguez, R (1.5) 41 Nevin Ashley, R (7.2) (7.2)			K		K2-3			K		3	1	1	0	0	2	0									
9 Elliot Johnson, S (1.4) 67 Daniel Mayora, R (7.5) (7.5)					K			E5		1	0	0	0	0	0	1									
10 Kelly Shoppach, R (1.2) 26 J.J. Furmaniak, R (7.4) (7.4)	G5-3									3	0	1	1	0	0	1									
64 Tim Beckham, R (1.6) (1.6)	G1-3				G6-3					1	0	1	0	0	0	0									
	G1-3				G1-3			G5-4-3		4	0	0	0	0	0	6									
Inning Stats	R: 1 E: 1 K: 1 S: 6	H: 1 LOB: 1 BB: 0 P: 10	R: 0 E: 0 K: 1 S: 6	H: 1 LOB: 1 BB: 0 P: 7	R: 0 E: 0 K: 2 S: 7	H: 0 LOB: 0 BB: 0 P: 7	R: 1 E: 0 K: 2 S: 8	H: 1 LOB: 0 BB: 0 P: 9	R: 0 E: 0 K: 0 S: 3	H: 0 LOB: 0 BB: 0 P: 3	R: 0 E: 0 K: 2 S: 7	H: 0 LOB: 0 BB: 0 P: 7	R: 1 E: 0 K: 0 S: 5	H: 3 LOB: 1 BB: 0 P: 5	R: 0 E: 0 K: 0 S: 3	H: 0 LOB: 0 BB: 0 P: 3	R: 0 E: 1 K: 1 S: 8	H: 2 LOB: 3 BB: 0 P: 8	1B: 6 2B: 2 3B: 0 HR: 0	SF: 0 SAC: 0 DP: 1 HBP: 1	WP: 0 PB: 0 SB: 1 CS: 0	PA: 36			
PITCHER	IP	WLS	BF	H	R	ER	SO	BB	IBB	HBP	BLK	WP	HR	S	P	ERA	WHIP								
23 Brandon Morrow, R (1.1) ERA: 1.25	4.0	W	16	3	2	1	6	0	0	1	1	0	0	27	33	2.25	0.750								
34 Marco Rzepczynski, L (5.1) ERA: 4.15	3.0	H	11	3	1	1	2	0	0	0	0	0	0	15	15	3.00	1.000								
33 Carlos Villanueva, R (8.1) ERA:	1.0		3	0	0	0	0	0	0	0	0	0	0	3	3	0.00	0.000								
44 Casey Janssen, R (9.1) ERA: 1.8	1.0		6	2	0	0	1	0	0	0	0	0	0	8	8	0.00	2.000								

Batter	1	2	3	4	5	6	7	8	9	AB	R	H	RBI	BB	SO	LOB	BOTTOM								
11 Rajai Davis, R (1.9) 70 John Toliano, S (7.9) (7.9)	F7	L8				F7		P3		4	0	1	0	0	0	2	Tampa Bay Rays @ Toronto Blue Jays Florida Auto Exchange Stadium, Dunedin, FL Sun Mar 13 2011, 1:10 PM - 4:29 PM EDT Att.: 5,559 - Sunny - 66 F								
5 Yunel Escobar, R (1.6) 18 Mike McCoy, R (7.6) (7.6)	45 1B				L8			K		3	1	1	2	1	0	2									
45 Travis Snider, L (1.10) 15 Travis d'Arnaud, R (6. PH) (9.10)										4	1	2	0	0	1	0									
19 José Bautista, R (1.5) 13 Brett Lawrie, R (6. PR) (6.5)	SF8									2	1	2	2	0	0	0									
62 Eric Thames, L (1.7) (1.7)	K									2	2	1	0	0	0	1									
9 J.P. Arencibia, R (1.2) 14 Ryan Budde, R (8.2) (8.2)										3	1	1	3	0	1	1									
16 Corey Patterson, L (1.8) 43 Anthony Gose, L (6.8) (6.8)										4	1	1	0	0	2	2									
28 David Cooper, L (1.3) (1.3)										0	0	0	0	0	0	0									
6 John McDonald, R (1.4) 68 Jonathan Diaz, R (6.4) (6.4)										2	0	1	1	0	0	0									
										1	0	1	0	0	0	0									
Inning Stats	R: 1 E: 0 K: 1 S: 6	H: 1 LOB: 1 BB: 1 P: 10	R: 3 E: 0 K: 0 S: 6	H: 4 LOB: 1 BB: 0 P: 6	R: 1 E: 0 K: 1 S: 6	H: 1 LOB: 0 BB: 0 P: 6	R: 0 E: 0 K: 0 S: 5	H: 2 LOB: 2 BB: 0 P: 5	R: 2 E: 1 K: 0 S: 6	H: 3 LOB: 2 BB: 1 P: 10	R: 0 E: 0 K: 1 S: 5	H: 0 LOB: 0 BB: 0 P: 5	R: 2 E: 0 K: 1 S: 9	H: 3 LOB: 1 BB: 0 P: 12	R: 0 E: 0 K: 1 S: 6	H: 1 LOB: 1 BB: 0 P: 7	1B: 11 2B: 2 3B: 0 HR: 2	SF: 2 SAC: 1 DP: 0 HBP: 0	WP: 1 PB: 0 SB: 1 CS: 0	PA: 40					
PITCHER	IP	WLS	BF	H	R	ER	SO	BB	IBB	HBP	BLK	WP	HR	S	P	ERA	WHIP								
78 Chris Bootcheck, R (1.1) ERA: 10.8	2.0	L	11	5	4	4	4	1	0	0	0	0	0	12	16	18.00	3.000								
74 Cory Wade, R (3.1) (3.1)	1.0		4	1	1	1	1	0	0	0	0	0	1	6	6	9.00	1.000								
73 Dirk Hayhurst, R (4.1) ERA:	1.0		5	2	0	0	0	0	0	0	0	0	0	5	5	0.00	2.000								
54 Mike Ekstrom, R (5.1) ERA: 9.53	1.0		7	3	2	1	0	1	0	0	0	0	0	6	10	9.00	4.000								
69 Rob Delaney, R (6.1) ERA: 4.91	1.0		3	0	0	0	1	0	0	0	0	0	0	5	5	0.00	0.000								
PITCHER	IP	WLS	BF	H	R	ER	SO	BB	IBB	HBP	BLK	WP	HR	S	P	ERA	WHIP								
49 Dane De La Rosa, R (7.1) ERA: 12.6	1.0		6	3	2	2	1	0	0	0	0	0	0	9	12	18.00	3.000								
47 Brandon Gomes, R (8.1) ERA: 3.35	1.0		4	1	0	0	1	0	0	0	0	1	0	6	7	0.00	1.000								

AB	35
R	3
H	8
RBI	1
BB	0
SO	9
LOB	12



AB	35
R	9
H	15
RBI	9
BB	2
SO	5
LOB	13



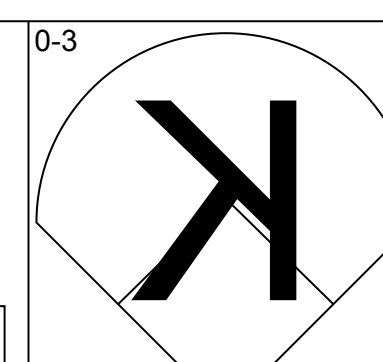
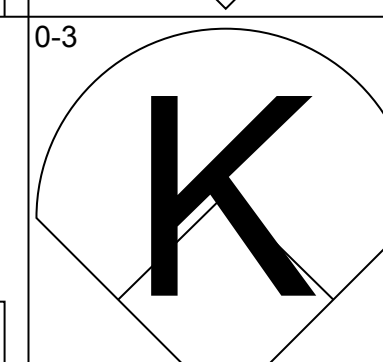
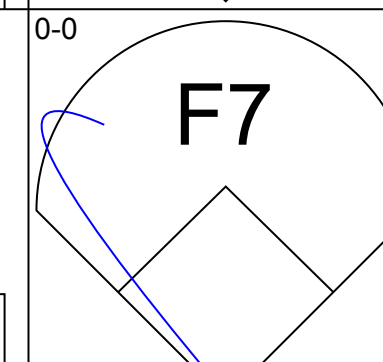




Batter	1	2	3	4	5	6	7	8	9	AB	R	H	RBI	BB	SO	LOB	TOP			
16 Corey Patterson, L (1, 8) OBP: 0.182, SLG: 0.273 43 Anthony Gose, L (8, FR) OBP: 0.423, SLG: 0.524	G4-3		G3		G4-3			14 S 18 SH3 1B		4	0	1	0	0	0	0	Toronto Blue Jays @ Pittsburgh Pirates McKechnie Field, Bradenton, FL Wed Mar 16 2011, 1:08 PM - 3:47 PM EDT Att: 6,315 - Sunny - 76 F			
18 Mike McCoy, R (1, 6) OBP: 0.333, SLG: 0.357	K		G5-3		P3			SH3		3	0	0	1	0	1	0				
10 Edwin Encarnación, R (1, 5) OBP: 0.289, SLG: 0.526 13 Brett Lawrie, R (6, 5) OBP: 0.400, SLG: 0.643	HR			F7		G6-3		14 S BB		3	1	1	1	0	0	0				
62 Eric Thames, L (1, 7) OBP: 0.348, SLG: 0.500 Adam Calderone, L (8, 7)	K			8 S 1B		K		K		3	1	0	0	1	3	2				
8 José Molina, R (1, 2) OBP: 0.438, SLG: 0.429 14 Ryan Budde, R (7, 2) OBP: 0.143, SLG: 0.077		K		28 HR 1B		G4-3		K		3	1	1	1	0	1	0				
28 David Cooper, L (1, 3) OBP: 0.438, SLG: 0.500 70 Niuman Romero, S (9, 3)				1-1 HR					L6	4	1	3	2	0	0	0				
9 J.P. Arencibia, R (1, 10) OBP: 0.238, SLG: 0.143				1-1 HR				9 CS 1B		3	0	1	0	1	1	1				
70 John Tolisano, S (1, 9) OBP: 0.267, SLG: 0.308 Adam Loewen, L (7, 9) OBP: 0.333, SLG: 0.333				68 CS 1B				K		3	0	0	0	0	0	3				
68 Jonathan Diaz, R (1, 4) OBP: 0.242, SLG: 0.250 Craig Stansberry, R (9, 4)				1-2 G5-4-3				G1-3		1	0	0	0	0	0	0				
				1-2 G5-4-3						3	1	1	0	0	0	0				
				1-2 G5-4-3				16 1B 18 SH3 1B		0	0	0	0	0	0	0				
Inning Stats	R: 1 E: 0 K: 2 S: 8	H: 1 LOB: 0 BB: 0 P: 8	R: 0 E: 0 K: 1 S: 5	H: 1 LOB: 1 BB: 1 P: 9	R: 0 E: 0 K: 0 S: 3	H: 0 LOB: 0 BB: 0 P: 3	R: 3 E: 0 K: 0 S: 7	H: 3 LOB: 0 BB: 1 P: 13	R: 0 E: 0 K: 1 S: 5	H: 0 LOB: 0 BB: 0 P: 5	R: 0 E: 0 K: 1 S: 5	H: 1 LOB: 0 BB: 0 P: 5	R: 1 E: 0 K: 2 S: 9	H: 2 LOB: 3 BB: 1 P: 14	R: 0 E: 0 K: 0 S: 3	H: 0 LOB: 0 BB: 0 P: 3	1B: 6 2B: 1 3B: 0 HR: 2	SF: 0 SAC: 1 DP: 2 HBP: 0	WP: 1 PB: 0 SB: 3 CS: 2	PA: 36
PITCHER	IP WLS BF H R ER SO BB IBB HBP BLK WP HR S P ERA WHIP																			
28 Paul Maholm, L (1, 1) ERA: 5.14	5.0 L 20 5 4 4 3 2 0 0 0 0 1 2 26 36 7.20 1.400																			
Joel Hanrahan, R (6, 1) ERA: 9.53	1.0 3 0 0 0 1 0 0 0 0 0 0 0 5 5 0.00 0.000																			
30 Chris Resop, R (7, 1) ERA: 2.57	1.0 3 1 0 0 1 0 0 0 0 0 0 0 5 5 0.00 1.000																			
48 Jose Veras, R (8, 1) ERA: 2.57	1.0 6 2 1 1 2 1 0 0 0 0 0 0 9 14 9.00 3.000																			
60 Michael Crotta, R (9, 1) ERA:	1.0 3 0 0 0 0 0 0 0 0 0 0 0 3 3 0.00 0.000																			

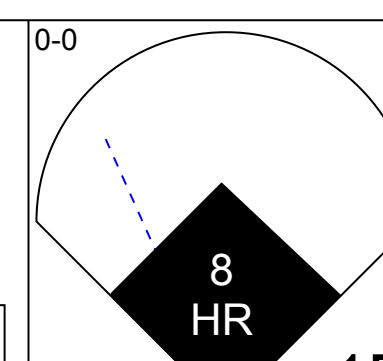
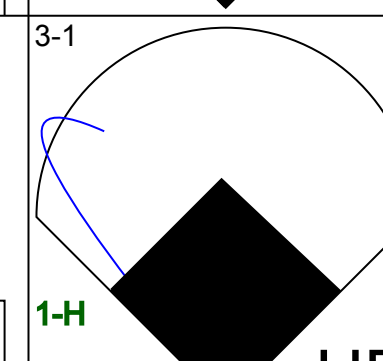
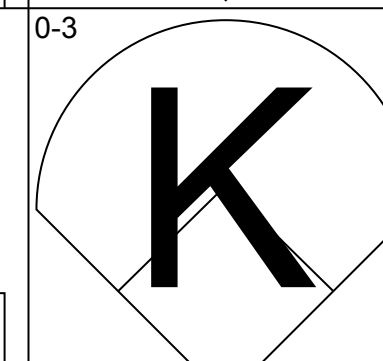
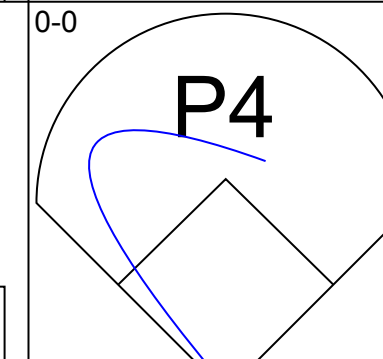
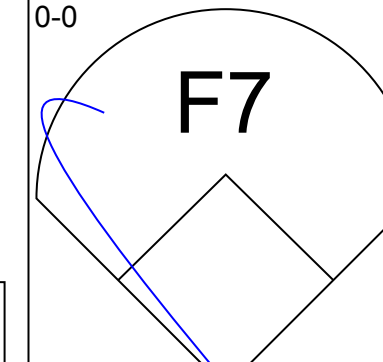




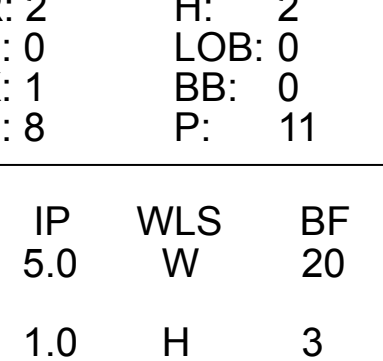

Batter	1	2	3	4	5	6	7	8	9	AB	R	H	RBI	BB	SO	LOB	BOTTOM					
31 Jose Tabata, R (1, 7) OBP: 0.325, SLG: 0.270 17 Josh Fields, R (7, 7) OBP: 0.300, SLG: 0.167	F8		18 G5-4-3 1B					K	F9	3	0	2	0	0	0	0	Toronto Blue Jays @ Pittsburgh Pirates McKechnie Field, Bradenton, FL Wed Mar 16 2011, 1:08 PM - 3:47 PM EDT Att: 6,315 - Sunny - 76 F					
18 Neil Walker, S (1, 4) OBP: 0.283, SLG: 0.472 87 Jordy Mercer, R (7, 4) OBP: 0.400, SLG: 0.250			G5-4-3		G5-3			K		3	1	1	1	0	0	2						
22 Andrew McCutchen, R (1, 8) OBP: 0.442, SLG: 0.697 76 Corey Wimberly, S (7, 8) OBP: 0.414, SLG: 0.261			1-2					12 BB 46 BB 1B	F8	3	0	2	0	0	0	0						
24 Pedro Alvarez, L (1, 5) OBP: 0.262, SLG: 0.415 10 Joshua Rodriguez, R (7, 5) OBP: 0.450, SLG: 0.267			1-2					46 BB 12 BB BB		3	0	0	0	0	1	2						
37 Lyle Overbay, L (1, 3) OBP: 0.424, SLG: 0.710 30 Chris Resop, R (7, 1) 48 Jose Veras, R (8, 1) 12 Andy Marte, R (8, PH) OBP: 0.542, SLG: 0.684 60 Michael Crotta, R (9, 1)			46 G4-6-3 1B					F8		2	1	1	0	1	0	1						
46 Garrett Jones, L (1, 9) OBP: 0.359, SLG: 0.323			1-2					46 BB BB		0	0	0	0	0	0	0						
5 Ronny Cedeno, R (1, 6) OBP: 0.300, SLG: 0.379 3 Pedro Ciriaco, R (7, PR) OBP: 0.345, SLG: 0.464			1-2					1-2 2-3 3H		0	0	0	0	1	0	0						
68 Dusty Brown, R (1, 2) OBP: 0.400, SLG: 0.381 78 Wyatt Toregas, R (7, 2) OBP: 0.400, SLG: 0.400			1-2					K		3	0	1	2	1	1	2						
28 Paul Maholm, L (1, 1) 23 Matt Diaz, R (5, PH) OBP: 0.364, SLG: 0.467 Joel Hanrahan, R (6, 1) 14 John Bowker, L (7, 9) OBP: 0.292, SLG: 0.625								14 G6-4-3 1B	F9	3	0	2	0	0	0	1						
										1	0	0	0	0	0	3						
										2	0	0	0	0	0	1						
										2	0	1	0	0	0	1						
										1	0	0	0	0	0	0						
										2	0	0	0	0	2							
Inning Stats	R: 1 E: 0 K: 0 S: 5	H: 2 LOB: 0 BB: 0 P: 7	R: 0 E: 0 K: 0 S: 4	H: 2 LOB: 1 BB: 0 P: 4	R: 0 E: 0 K: 1 S: 5	H: 1 LOB: 0 BB: 0 P: 5	R: 1 E: 0 K: 1 S: 6	H: 1 LOB: 1 BB: 1 P: 11	R: 0 E: 0 K: 0 S: 4	H: 1 LOB: 1 BB: 0 P: 4	R: 0 E: 0 K: 1 S: 6	H: 1 LOB: 1 BB: 0 P: 6	R: 0 E: 0 K: 0 S: 3	H: 1 LOB: 1 BB: 0 P: 3	R: 1 E: 0 K: 2 S: 8	H: 1 LOB: 3 BB: 3 P: 20	R: 0 E: 0 K: 0 S: 4	H: 1 LOB: 2 BB: 1 P: 8	1B: 9 2B: 1 3B: 0 HR: 1	SF: 0 SAC: 0 DP: 3 HBP: 0	WP: 2 PB: 0 SB: 0 CS: 1	PA: 39
PITCHER	IP WLS BF H R ER SO BB IBB HBP BLK WP HR S P ERA WHIP																					
4 Kyle Drabek, R (1, 1) ERA: 3.27	5.0 W 20 7 2 2 2 2 1 0 0 0 0 1 1 24 31 3.60 1.600																					
33 Carlos Villanueva, R (6, 1) ERA:	1.0 H 4 1 0 0 1 0 0 0 0 0 0 0 6 6 0.00 1.000																					
44 Casey Janssen, R (7, 1) ERA: 1.5	1.0 H 3 1 0 0 0 0 0 0 0 0 0 0 3 3 0.00 1.000																					
38 Sean Henn, L (8, 1) ERA: 5.4	0.2 H 6 1 1 1 2 3 0 0 0 0 1 0 7 19 13.50 6.000																					
75 Ronnie Lewis, L (8, 1) ERA: 1.58	1.1 S 6 1 0 0 0 1 0 0 0 0 0 0 5 9 0.00 1.500																					

AB	31
R	5
H	8
RBI	5
BB	3
SO	7
LOB	8

AB	34
R	3
H	11
RBI	3
BB	5
SO	5
LOB	18




Batter	1	2	3	4	5	6	7	8	9	AB	R	H	RBI	BB	SO	LOB	TOP			
11 Rajai Davis, R (1, 8) OBP: 0.381, SLG: 0.676										2	0	0	1	1	1	1	Toronto Blue Jays @ Philadelphia Phillies Bright House Field, Clearwater, FL Thu Mar 17 2011, 1:09 PM - 3:45 PM EDT Att: 10,816 - Sunny - 71 F			
16 Corey Patterson, L (6, 8) OBP: 0.206, SLG: 0.294										1	0	1	0	0	0					
5 Yunel Escobar, R (1, 6) OBP: 0.447, SLG: 0.424										4	0	1	0	0	1	3				
18 Mike McCoy, R (7, PR) OBP: 0.353, SLG: 0.379										1	0	1	1	0	0	0				
19 José Bautista, R (1, 5) OBP: 0.432, SLG: 0.667										4	1	0	0	0	1	1				
13 Brett Lawrie, R (7, 5) OBP: 0.387, SLG: 0.621										1	0	0	0	0	0	2				
26 Adam Lind, L (1, 10) OBP: 0.471, SLG: 0.633										4	1	3	1	0	0	0				
62 Eric Thames, L (7, PR) OBP: 0.340, SLG: 0.487										1	1	0	0	0	1	2				
20 Juan Rivera, R (1, 9) OBP: 0.438, SLG: 0.567										4	1	3	3	0	0	1				
70 John Tollanso, S (7, PR) OBP: 0.250, SLG: 0.286										1	0	0	0	0	1	0				
45 Travis Snider, L (1, 7) OBP: 0.500, SLG: 0.538										3	0	1	0	1	2	0				
Adam Loewen, L (7, PR) OBP: 0.250, SLG: 0.250										1	0	0	0	0	1	0				
10 Edwin Encarnación, R (1, 3) OBP: 0.207, SLG: 0.571										4	1	1	1	0	0	3				
Jason Lane, R (7, 3) OBP: 0.400, SLG: 0.600										1	0	1	0	0	0	0				
9 J.P. Arencibia, R (1, 2) OBP: 0.244, SLG: 0.158										3	1	1	0	0	0	0				
14 Ryan Budde, R (7, 2) OBP: 0.125, SLG: 0.067										2	0	0	0	0	1	1				
6 John McDonald, R (1, 4) OBP: 0.379, SLG: 0.464										4	0	3	0	0	0	0				
43 Anthony Gose, L (8, PR) OBP: 0.423, SLG: 0.524										0	1	0	0	0	0	0				
68 Jonathan Diaz, R (8, 4) OBP: 0.242, SLG: 0.250										0	0	0	0	0	0	0				
Inning Stats	R: 0 E: 0 K: 2 S: 7	H: 0 LOB: 0 BB: 0 P: 7	R: 0 E: 0 K: 1 S: 5	H: 1 LOB: 0 BB: 0 P: 5	R: 0 E: 0 K: 0 S: 4	H: 1 LOB: 2 BB: 1 P: 9	R: 5 E: 1 K: 1 S: 13	H: 5 LOB: 1 BB: 0 P: 17	R: 0 E: 0 K: 0 S: 6	H: 1 LOB: 1 BB: 0 P: 10	R: 1 E: 0 K: 0 S: 6	H: 4 LOB: 3 BB: 0 P: 6	R: 1 E: 1 K: 1 S: 8	H: 2 LOB: 2 BB: 0 P: 8	R: 0 E: 0 K: 3 S: 10	H: 1 LOB: 1 BB: 0 P: 10	1B: 9 2B: 5 3B: 0 HR: 2	SF: 1 SAC: 0 DP: 2 HBP: 0	WP: 1 PB: 0 CS: 1	PA: 45
PITCHER	IP WLS BF H R ER SO BB IBB HBP BLK WP HR S P ERA WHIP																			
33 Cliff Lee, L (1, 1) ERA: 5.54	4.0 L 20 7 5 3 4 1 1 0 0 0 0 1 2 29 38 6.75 2.000																			
37 Antonio Bastardo, L (5, 1) ERA:	1.0 4 1 0 0 0 1 0 0 0 0 0 0 0 6 10 0.00 2.000																			
38 Kyle Kendrick, R (6, 1) ERA: 4.5	3.0 16 7 2 1 1 0 0 0 0 0 0 0 18 18 3.00 2.333																			
59 Mike Zagurski, L (9, 1) ERA: 1.29	1.0 4 1 0 0 0 3 0 0 0 0 0 0 0 10 10 0.00 1.000																			

Batter	1	2	3	4	5	6	7	8	9	AB	R	H	RBI	BB	SO	LOB	BOTTOM			
11 Jimmy Rollins, S (1, 6) OBP: 0.286, SLG: 0.283										3	1	1	0	0	0	2	Toronto Blue Jays @ Philadelphia Phillies Bright House Field, Clearwater, FL Thu Mar 17 2011, 1:09 PM - 3:45 PM EDT Att: 10,816 - Sunny - 71 F			
71 Freddy Galvis, S (6, 6) OBP: 0.240, SLG: 0.318										2	1	1	2	0	1	2				
8 Shane Victorino, S (1, 8) OBP: 0.417, SLG: 0.561										3	1	1	2	0	0	0				
38 Kyle Kendrick, R (6, 1) OBP: 0.167, SLG: 0.417										0	0	0	0	0	0	0				
85 Erik Kratz, R (8, PH) OBP: 0.167, SLG: 0.417										2	1	1	1	0	0	0				
29 Raul Ibanez, L (1, 7) OBP: 0.341, SLG: 0.513										3	0	0	0	0	2	0				
24 Delwyn Young, S (7, 7) OBP: 0.354, SLG: 0.422										1	0	0	0	0	1	0				
6 Ryan Howard, L (1, 3) OBP: 0.318, SLG: 0.641										3	0	0	0	0	1	0				
15 John Mayberry Jr., R (7, 3) OBP: 0.417, SLG: 0.714										0	0	0	0	1	0	0				
10 Ben Francisco, R (1, 9) OBP: 0.400, SLG: 0.683										3	0	0	0	0	0	0				
Cory Sullivan, L (7, 9) OBP: 0.600, SLG: 1.400										1	0	0	0	0	0	1				
51 Carlos Ruiz, R (1, 2) OBP: 0.259, SLG: 0.174										2	0	0	0	1	1	0				
77 Tuffy Gosewisch, R (7, PR) OBP: 0.500, SLG: 0.714										1	0	0	0	0	0	1				
59 Mike Zagurski, L (9, 1)										0	0	0	0	0	0	0				
61 Josh Barfield, R (1, 5) OBP: 0.419, SLG: 0.593										3	0	1	0	0	1	1				
60 Pete Orr, L (8, 5) OBP: 0.286, SLG: 0.571										1	0	0	0	0	1	0				
7 Michael Martinez, S (1, 4) OBP: 0.325, SLG: 0.525										4	1	2	1	0	0	1				
33 Cliff Lee, L (1, 1) OBP: 1.000, SLG: 1.000										1	0	1	0	0	0	0				
37 Antonio Bastardo, R (5, 1) ERA:										0	0	0	0	0	0	0				
21 Wilson Valdez, R (5, PH) OBP: 0.500, SLG: 0.611										3	1	1	0	0	0	2				
Inning Stats	R: 2 E: 0 K: 1 S: 8	H: 2 LOB: 0 BB: 0 P: 11	R: 0 E: 0 K: 0 S: 5	H: 2 LOB: 2 BB: 0 P: 5	R: 0 E: 0 K: 1 S: 5	H: 0 LOB: 0 BB: 0 P: 5	R: 0 E: 0 K: 1 S: 5	H: 0 LOB: 0 BB: 0 P: 5	R: 1 E: 0 K: 0 S: 5	H: 1 LOB: 0 BB: 0 P: 5	R: 0 E: 0 K: 1 S: 8	H: 0 LOB: 2 BB: 1 P: 12	R: 1 E: 0 K: 1 S: 6	H: 1 LOB: 1 BB: 1 P: 10	R: 2 E: 0 K: 1 S: 7	H: 2 LOB: 2 BB: 0 P: 7	1B: 4 2B: 1 3B: 0 HR: 4	SF: 0 SAC: 0 DP: 0 HBP: 0	WP: 0 PB: 0 CS: 0	PA: 38
PITCHER	IP WLS BF H R ER SO BB IBB HBP BLK WP HR S P ERA WHIP																			
37 Jo-Jo Reyes, L (1, 1) ERA: 3.46	5.0 W 20 5 3 3 3 0 0 0 0 0 0 2 28 31 5.40 1.000																			
60 Jon Rauch, R (6, 1) ERA:	1.0 H 3 0 0 0 1 0 0 0 0 0 0 0 5 5 0.00 0.000																			
25 David Purcey, L (7, 1) ERA: 3.86	2.0 H 10 2 1 1 3 2 0 0 0 0 0 1 14 22 4.50 2.000																			
49 Mike Hincley, L (9, 1) ERA: 4.26	1.0 S 5 2 2 2 1 0 0 0 0 0 0 1 7 7 18.00 2.000																			

Batter	1	2	3	4	5	6	7	8	9	10	AB	R	H	RBI	BB	SO	LOB	TOP							
11 Rajai Davis, R OBP: 0.386, SLG: 0.692 Craig Stansberry, R (4, 4)	G6-3			5 1B 13 WP 2B	F7			K		SH1-4	2	1	1	0	0	0	0								
5 Yunel Escobar, R OBP: 0.452, SLG: 0.499 66 Jonathan Diaz, R OBP: 0.257, SLG: 0.285 (1, 6) (8, 6)	K			13 WP 13 FC3 1B		2B HR		F8		G6-3	4	2	2	0	0	1	0								
62 Eric Thames, L OBP: 0.327, SLG: 0.435 (1, 7)	G4-3			13 WP 13 SF8 1B		G1-3				F9	5	1	1	0	0	0	5								
13 Brett Lawrie, R OBP: 0.429, SLG: 0.559 83 Kevin Ahrens, R (8, 5)	G6-3			9 S 1B		G6-3		K			4	0	1	1	0	1	2								
28 David Cooper, L OBP: 0.405, SLG: 0.563 (1, 3)	G4-3			1-3 2-H 3-H 1B		G6-3				F8	3	1	1	3	0	0	0								
9 J.P. Arencibia, R OBP: 0.229, SLG: 0.146 14 Ryan Budde, R OBP: 0.111, SLG: 0.059 (1, 2) (7, 2)	K2-3			3-H 1-3 K		G6-3				G5-3	3	0	0	0	0	2	1								
Adam Loewen, L OBP: 0.250, SLG: 0.375 (1, 10)				1-2 K							4	0	1	0	0	2	1								
43 Anthony Gose, L OBP: 0.355, SLG: 0.423 (1, 8)				F9		K				F8	4	0	0	0	0	2	1								
18 Mike McCoy, R OBP: 0.350, SLG: 0.457 (4, 9)	G4-3					K					4	0	1	0	0	1	0								
69 Brad McElroy, L (10, PR) (10, 9)										SH1-4 G6-3 1B	0	0	0	0	0	0	0								
Inning Stats	R: 0 E: 0 K: 1 S: 5	H: 0 LOB: 0 BB: 0 P: 5	R: 0 E: 0 K: 1 S: 5	H: 0 LOB: 0 BB: 0 P: 5	R: 0 E: 0 K: 0 S: 3	H: 0 LOB: 0 BB: 0 P: 3	R: 3 E: 0 K: 2 S: 11	H: 3 LOB: 1 BB: 0 P: 13	R: 0 E: 0 K: 2 S: 7	H: 0 LOB: 0 BB: 0 P: 7	R: 2 E: 0 K: 0 S: 7	H: 2 LOB: 0 BB: 0 P: 10	R: 0 E: 0 K: 2 S: 7	H: 0 LOB: 0 BB: 0 P: 7	R: 0 E: 0 K: 2 S: 8	H: 1 LOB: 1 BB: 0 P: 8	R: 0 E: 0 K: 0 S: 4	H: 1 LOB: 1 BB: 0 P: 4	R: 0 E: 0 K: 0 S: 4	H: 1 LOB: 2 BB: 0 P: 4	1B: 4 2B: 3 3B: 0 HR: 1	SF: 1 SAC: 1 DP: 0 HBP: 0	WP: 1 PB: 0 SB: 1 CS: 0	PA: 39	
PITCHER	IP 6.0	WLS 24	BF 5	H 5	R 5	ER 5	SO 6	BB 0	IBB 0	HBP 0	BLK 0	WP 1	HR 1	S 38	P 43	ERA 7.50	WHIP 0.833								
36 Freddy Garcia, R ERA: 5.93 42 Mariano Rivera, R ERA: 1.59 22 Mark Prior, R ERA: 1.59 43 Luis Ayala, R ERA: 1.04 Ryan Pope, R ERA: 3.6	(1, 1) (7, 1) (8, 1) (9, 1) (10, 1)	1.0 1.0 1.0 0.2	3 4 4 3	0 1 1 0	0 0 0 0	2 0 0 0	0 0 0 0	0 0 0 0	0 0 0 0	0 0 0 0	0 0 0 0	0 0 0 0	0 0 0 0	0 0 0 0	0 0 0 0	0.00 0.00 0.00 0.00	1.000 1.000 1.000 1.500								

Toronto Blue Jays @ New York Yankees
George M. Steinbrenner Field, Tampa, FL
Sat Mar 19 2011, 1:09 PM - 4:11 PM EDT
Att. 11,006 - Sunny - 80 F


AB 37
R 5
H 8
RBI 4
BB 0
SO 10
LOB 12



Batter	1	2	3	4	5	6	7	8	9	10	AB	R	H	RBI	BB	SO	LOB	BOTTOM							
2 Derek Jeter, R OBP: 0.385, SLG: 0.432 71 Doug Bernier, R (6, PR) (7, 6)	13 2B 26 S 1B			G5-3		26 E 1-2 2B			94 K2-3 19 SH1-3 1B		4	1	3	0	0	0	0								
12 Eric Chavez, L OBP: 0.412, SLG: 0.438 (9, PH) (10, 5)											1	0	1	0	0	0	0								
26 Eduardo Núñez, R OBP: 0.364, SLG: 0.439 19 Ramiro Pena, S OBP: 0.152, SLG: 0.156 (1, 7) (7, 7) (10, 6)	G6-3	F7			G6-3	E8 2-H 1B			SH1-3		4	0	1	1	0	0	2								
25 Mark Teixeira, S OBP: 0.438, SLG: 0.647 94 Jorge Vazquez, R OBP: 0.500, SLG: 0.867 (1, 3) (7, 3)	L7	G5-3			24 1B 20 1B 2B			F9	K2-3		4	1	1	0	0	0	4								
13 Alex Rodriguez, R OBP: 0.459, SLG: 0.912 Kevin Russo, R OBP: 0.190, SLG: 0.111 (1, 5) (8, 4) (10, 7)	24 HR 2B			20 1B 24 1B BB				K	F9		2	1	1	1	2	1	0								
24 Robinson Cano, L OBP: 0.300, SLG: 0.376 63 Justin Maxwell, R OBP: 0.333, SLG: 0.185 (1, 4) (8, 8)	2-H HR			L6		20 1B 1-2 2-3 1B		F8		L6	4	1	2	2	0	0	1								
20 Jorge Posada, S OBP: 0.349, SLG: 0.378 53 Gustavo Molina, R OBP: 0.313, SLG: 0.083 (1, 10) (10, PH)	84 FC5 18 BB HBP			18 G6-3 1B		1-2 2-3 3-H 1B				K	3	0	2	1	0	0	0								
18 Andruw Jones, R OBP: 0.303, SLG: 0.379 78 Jordan Parraz, R OBP: 0.250, SLG: 0.211 (1, 9) (8, 9)	84 FC5 BB			G6-3		G5-4-3		G4-3		P2	2	0	0	0	1	0	5								
84 Austin Romine, R OBP: 0.278, SLG: 0.250 83 Jesus Montero, R OBP: 0.212, SLG: 0.219 (1, 2) (8, 2)	FC5				P4			K			3	0	0	0	0	0	2								
Melky Mesa, R OBP: 0.308, SLG: 0.273 26 Ronnie Belliard, R OBP: 0.077, SLG: 0.077 (1, 8) (8, 5) (10, 4)		G5-3			K			K		K	2	0	0	0	1	0	0								
Inning Stats	R: 3 E: 0 K: 0 S: 9	H: 3 LOB: 2 BB: 1 P: 17	R: 0 E: 0 K: 0 S: 4	H: 1 LOB: 1 BB: 0 P: 4	R: 0 E: 0 K: 0 S: 3	H: 1 LOB: 1 BB: 1 P: 7	R: 0 E: 0 K: 1 S: 5	H: 0 LOB: 0 BB: 0 P: 5	R: 1 E: 1 K: 0 S: 4	H: 2 LOB: 2 BB: 1 P: 9	R: 0 E: 0 K: 1 S: 5	H: 0 LOB: 0 BB: 0 P: 5	R: 0 E: 0 K: 2 S: 7	H: 0 LOB: 0 BB: 0 P: 7	R: 0 E: 0 K: 1 S: 6	H: 1 LOB: 1 BB: 0 P: 6	R: 0 E: 0 K: 1 S: 5	H: 0 LOB: 0 BB: 0 P: 5	1B: 7 2B: 3 3B: 0 HR: 1	SF: 0 SAC: 1 DP: 2 HBP: 1	WP: 0 PB: 0 SB: 1 CS: 1	PA: 43			
PITCHER	IP 4.1	WLS 23	BF 9	H 3	R 4	ER 4	SO 1	BB 3	IBB 0	HBP 0	BLK 0	WP 0	HR 0	S 14	P 40	ERA 8.31	WHIP 2.308								
27 Brett Cecil, L ERA: 4.73 33 Carlos Villanueva, R ERA: 3.93 44 Casey Janssen, R ERA: 1.23 75 Rommie Lewis, L ERA: 1.35 46 Winston Abreu, R ERA: 5.75	(1, 1) (8, 1) (7, 1) (8, 1) (10, 1)	4.1 2.1 1.1 1.0 1.0	23 9 4 4 3	3 3 4 1 0	4 1 0 0 0	4 1 0 0 0	1 0 0 0 1	3 0 0 0 0	0 0 0 0 0	0 0 0 0 0	0 0 0 0 0	0 0 0 0 0	0 0 0 0 0	0 0 0 0 0	0 0 0 0 0	0.00 3.86 0.00 1.000 0.000	2.308 1.714 0.000 1.000 0.000								

Toronto Blue Jays @ New York Yankees
George M. Steinbrenner Field, Tampa, FL
Sat Mar 19 2011, 1:09 PM - 4:11 PM EDT
Att. 11,006 - Sunny - 80 F

AB 37
R 5
H 11
RBI 5
BB 4
SO 6
LOB 16



Batter	1	2	3	4	5	6	7	8	9	AB	R	H	RBI	BB	SO	LOB	TOP					
12 Alexi Casilla, S (1,6) 91 Danny Santana, S (7,6)	G3-1		K			G5-3		G4-3		3	0	0	0	0	1	0						
1 Tsuyoshi Nishioka, S (1,4) 90 Michael Hollimon, S (7,4)	G4-3 16 G4-3 1B		G5-3			P6			BB	3	0	1	0	0	0	0						
16 Jason Kubel, L (1,10) 85 Brian Dinkelman, L (7, PR) (7,10)	G4-3 1-2			G3-1			HBP 22 G5-4-3 21 1B		L7	2	0	0	0	0	0	1						
21 Delmon Young, R (1,7) 92 Dustin Martin, L (7, PR) (7,7)	K			P6			1B 22 G5-4-3		F7	3	0	1	0	0	1	1						
22 Danny Valencia, R (1,5) 73 Chase Lambin, S (7,5)		2B		K			G5-4-3 1-2 2-3		K	3	0	1	0	0	1	2						
38 Luke Hughes, R (1,3) 20 Matt Tolbert, S (7,3)		L6				F8				3	0	0	0	0	0	3						
84 Jeff Bailey, R (1,9)		K				1B 41 G4-6-3				3	0	1	0	0	2	1						
41 Drew Butera, R (1,2) 81 Danny Lehmann, R (7,2)		K				G4-6-3 1-2			F8	2	0	0	0	0	1	2						
18 Jason Repko, R (1,8)			K						BB	2	0	0	0	1	2	0						
Inning Stats	R: 0 E: 0 K: 1 S: 6	H: 1 LOB: 1 BB: 0 P: 6	R: 0 E: 0 K: 2 S: 8	H: 1 LOB: 1 BB: 0 P: 8	R: 0 E: 0 K: 2 S: 7	H: 0 LOB: 0 BB: 0 P: 7	R: 0 E: 0 K: 1 S: 5	H: 0 LOB: 0 BB: 0 P: 5	R: 0 E: 0 K: 1 S: 3	H: 1 LOB: 0 BB: 0 P: 3	R: 0 E: 0 K: 1 S: 5	H: 0 LOB: 0 BB: 0 P: 5	R: 0 E: 0 K: 1 S: 3	H: 1 LOB: 2 BB: 0 P: 4	R: 0 E: 0 K: 1 S: 5	H: 0 LOB: 1 BB: 1 P: 9	R: 0 E: 0 K: 1 S: 5	H: 0 LOB: 1 BB: 1 P: 9	1B: 3 2B: 1 3B: 0 HR: 0	SF: 0 SAC: 0 DP: 2 HBP: 1	WP: 0 PB: 0 SB: 0 CS: 0	PA: 32
PITCHER	IP WLS BF H R ER SO BB IBB HBP BLK WP HR S P ERA WHIP																					
51 Jesse Litsch, R (1,1) ERA: 3.12	5.1 W 18 3 0 0 7 0 0 0 0 0 0 0 32 32 0.00 0.562																					
25 David Purcey, L (6,1) ERA: 3.52	0.2 H 2 0 0 0 0 0 0 0 0 0 0 2 2 0.00 0.000																					
57 Shawn Camp, R (7,1) ERA: 1.8	1.0 H 4 1 0 0 0 0 0 0 0 1 0 0 0 3 4 0.00 1.000																					
54 Jason Frasor, R (8,1) ERA: 2.25	1.0 H 4 0 0 0 1 1 0 0 0 0 0 0 5 9 0.00 1.000																					
60 Jon Rauch, R (9,1) ERA:	1.0 S 4 0 0 0 1 1 0 0 0 0 0 0 5 9 0.00 1.000																					

Minnesota Twins @ Toronto Blue Jays
Florida Auto Exchange Stadium, Dunedin, FL
Sun Mar 20 2011, 1:08 PM - 3:25 PM EDT
Att.: 5,559 - Sunny - 80 F

AB 29
R 0
H 4
RBI 0
BB 2
SO 9
LOB 14

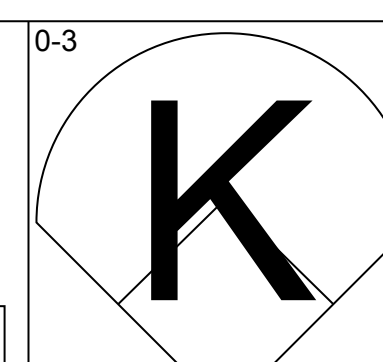
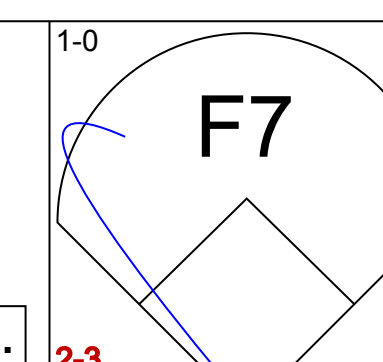
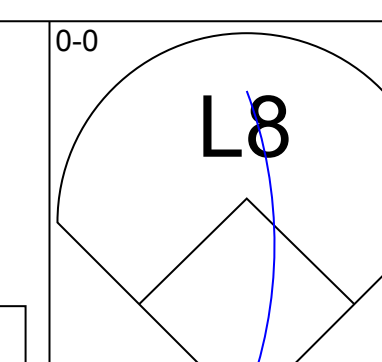
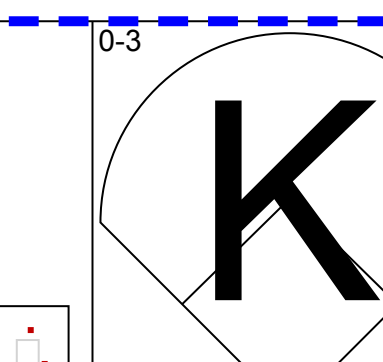
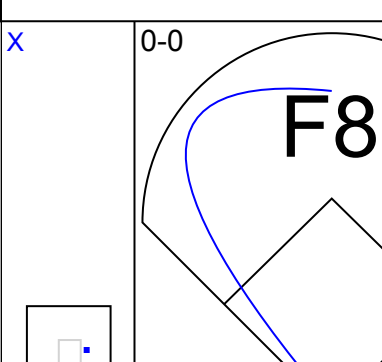
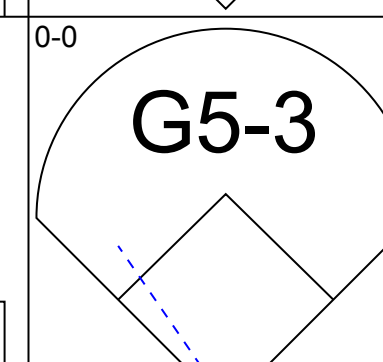
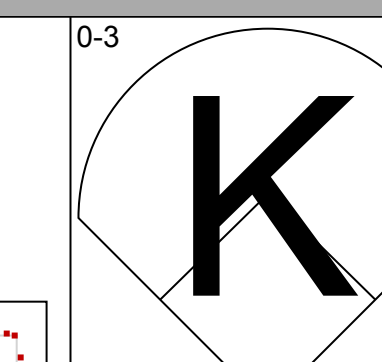
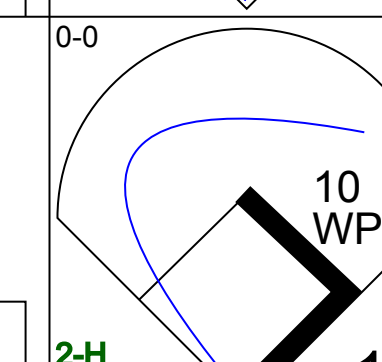
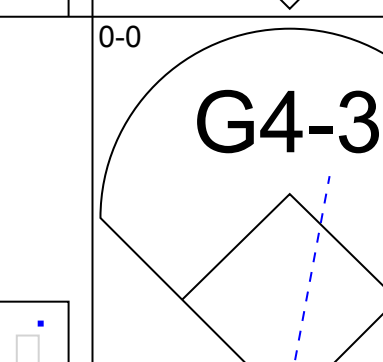
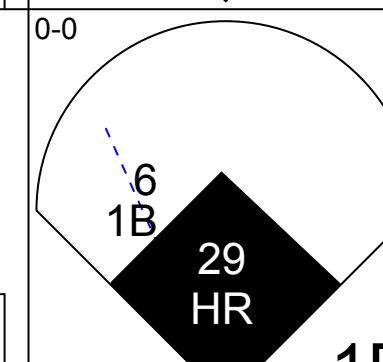
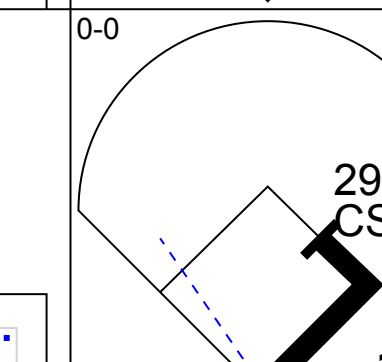
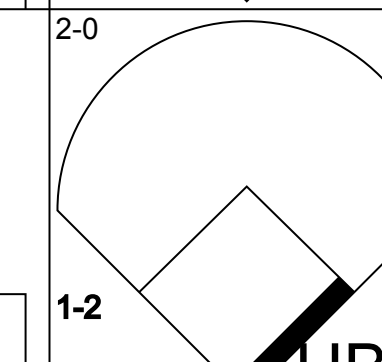
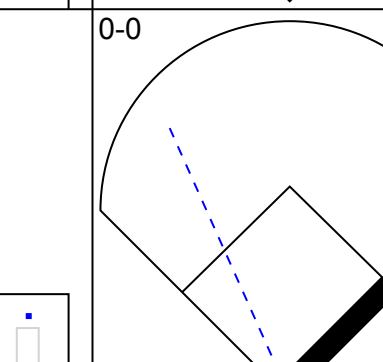
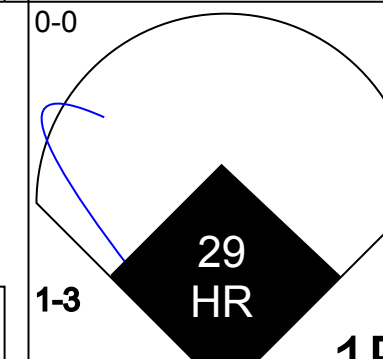
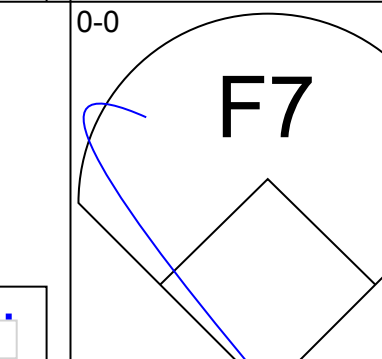
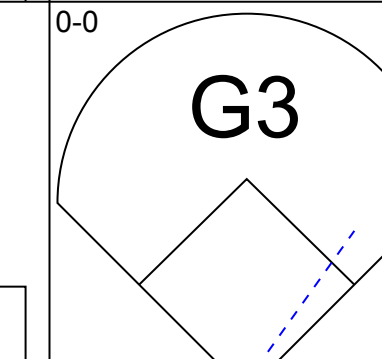
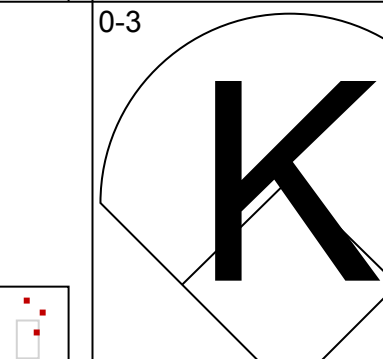
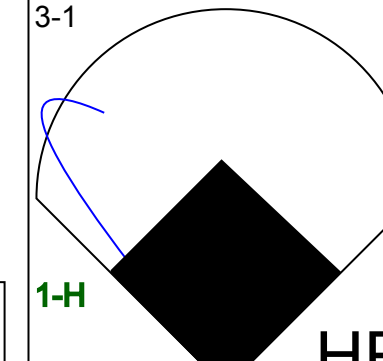
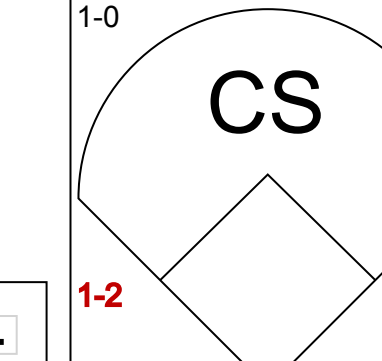
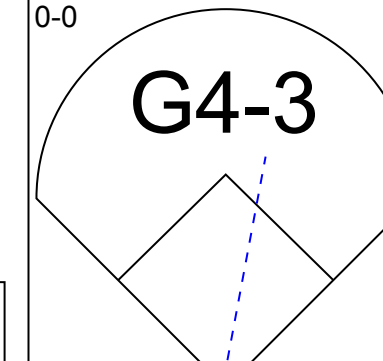
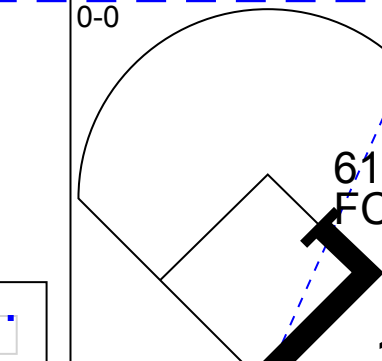
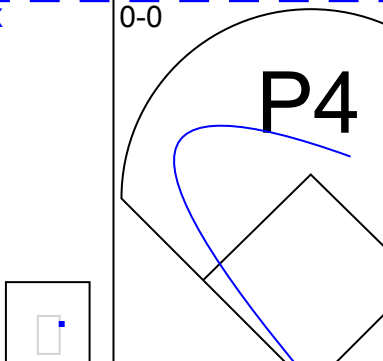
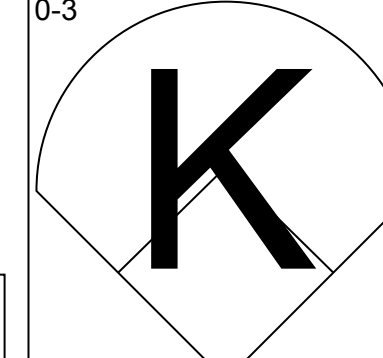
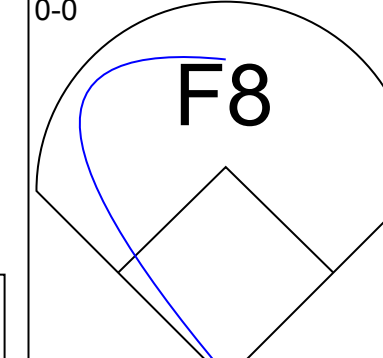
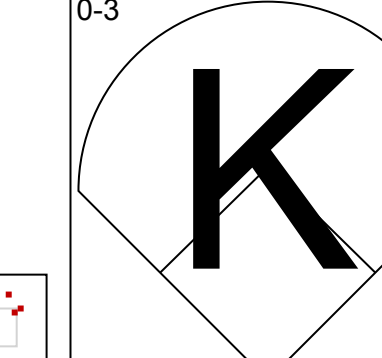
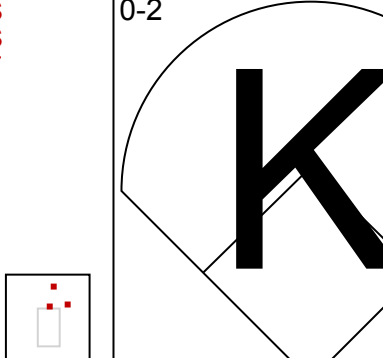
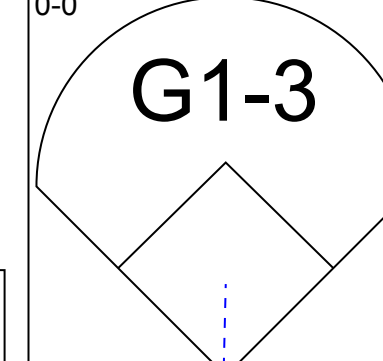
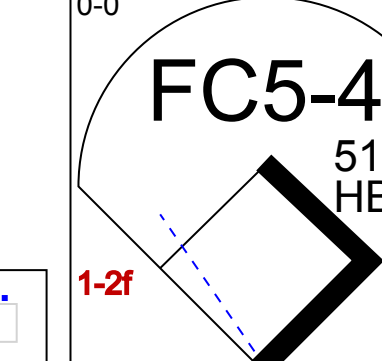
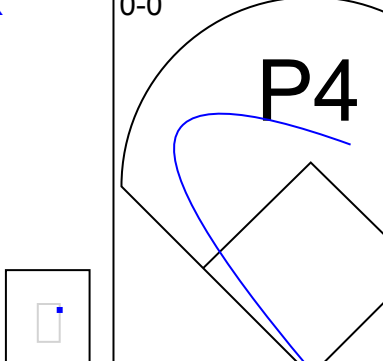
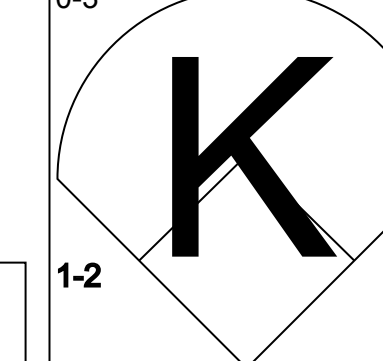
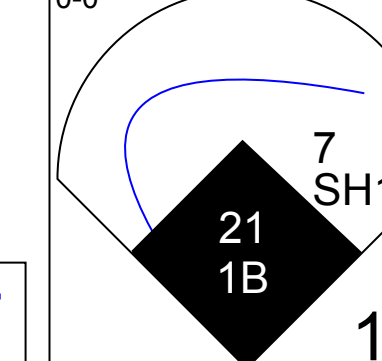
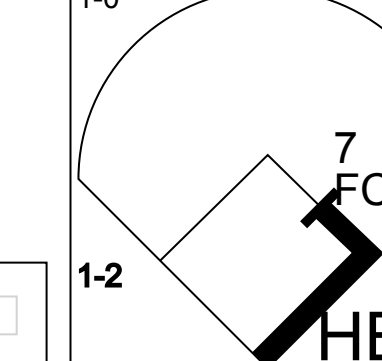
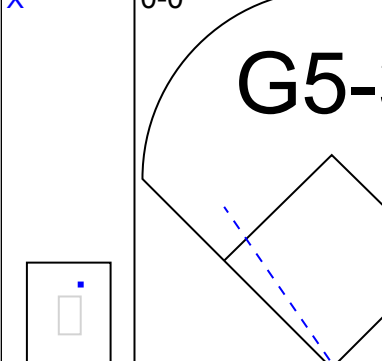
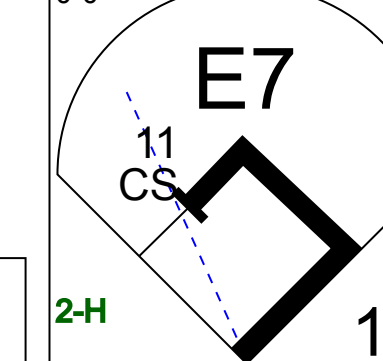
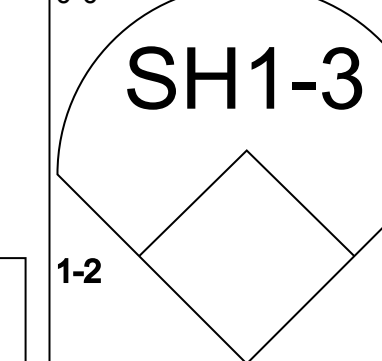
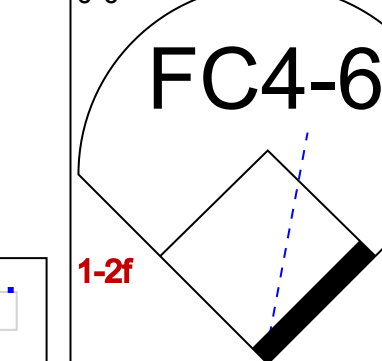
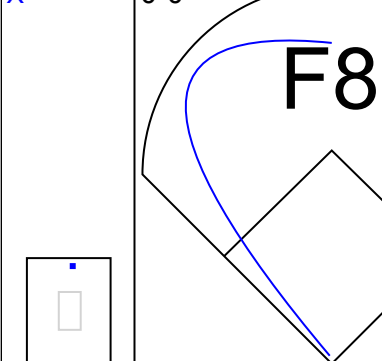


Batter	1	2	3	4	5	6	7	8	9	AB	R	H	RBI	BB	SO	LOB	BOTTOM			
16 Corey Patterson, L (1,8) 18 Mike McCoy, R (7,8)	P6		K			F9		FC5-4 1-2 2-3		3	0	0	0	0	1	1				
5 Yunel Escobar, R (1,6) 79 Ryan Goins, L (6, PR) (7,6)	K					20 1B		G1-3		3	0	2	0	0	1	0				
Jason Lane, R (7, PH) 81 Justin Jackson, R (8,4)			1B			1B				1	0	0	0	0	0	2				
19 José Bautista, R (1,5) 83 Kevin Ahrens, R (7,5)	26 1B		G1-3			F9		K		3	1	1	0	0	2					
26 Adam Lind, L (1,3) 28 David Cooper, L (7,3)	2H 1B				F9	F7		K		3	0	1	1	0	0	1				
20 Juan Rivera, R (1,9) Adam Loewen, L (6, PR) (7,9)	P4				F7	F7		K		3	0	1	0	0	0	1				
45 Travis Snider, L (1,7) 13 Brett Lawrie, R (1,10)		K			F7	K		45 HR		4	1	1	2	0	2	2				
9 J.P. Arencibia, R (1,2) 8 José Molina, R (7,2)		K				K		K		4	0	0	0	0	3	0				
6B Jonathan Diaz, R (1,4) (8,6)			K			1B		HR		4	0	0	0	0	3	0				
Inning Stats	R: 1 E: 0 K: 1 S: 7	H: 2 LOB: 1 BB: 0 P: 7	R: 0 E: 0 K: 3 S: 9	H: 0 LOB: 0 BB: 0 P: 9	R: 0 E: 0 K: 2 S: 8	H: 1 LOB: 1 BB: 0 P: 8	R: 0 E: 0 K: 0 S: 3	H: 0 LOB: 0 BB: 0 P: 3	R: 0 E: 0 K: 1 S: 6	H: 1 LOB: 1 BB: 0 P: 6	R: 0 E: 0 K: 1 S: 7	H: 2 LOB: 2 BB: 0 P: 7	R: 0 E: 0 K: 0 S: 4	H: 1 LOB: 2 BB: 1 P: 8	R: 2 E: 0 K: 3 S: 12	H: 2 LOB: 0 BB: 0 P: 12	1B: 7 2B: 1 3B: 0 HR: 1	SF: 0 SAC: 0 DP: 0 HBP: 0	WP: 0 PB: 0 SB: 0 CS: 0	PA: 34
PITCHER	IP WLS BF H R ER SO BB IBB HBP BLK WP HR S P ERA WHIP																			
30 Scott Baker, R (1,1) ERA: 2.84	4.0 L 15 3 1 1 6 0 0 0 0 0 0 0 27 27 0.00 0.750																			
55 Matt Capps, R (5,1) ERA:	1.0 4 1 0 0 1 0 0 0 0 0 0 0 6 6 0.00 1.000																			
56 Dusty Hughes, L (6,1) ERA:	1.0 5 2 0 0 1 0 0 0 0 0 0 0 7 7 0.00 2.000																			
54 Phil Dumatrait, L (7,1) ERA: 3.6	1.0 5 1 0 0 0 1 0 0 0 0 0 0 4 8 0.00 2.000																			
49 Jeff Manship, R (8,1) ERA: 6.3	1.0 5 2 2 2 3 0 0 0 0 0 0 1 12 12 18.00 2.000																			

Minnesota Twins @ Toronto Blue Jays
Florida Auto Exchange Stadium, Dunedin, FL
Sun Mar 20 2011, 1:08 PM - 3:25 PM EDT
Att.: 5,559 - Sunny - 80 F

AB 33
R 3
H 9
RBI 3
BB 1
SO 11
LOB 12

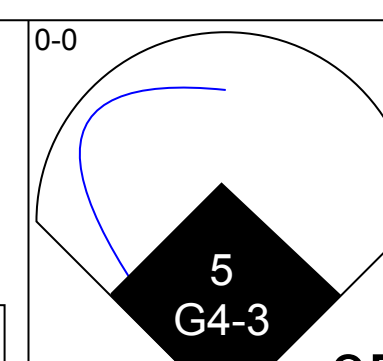
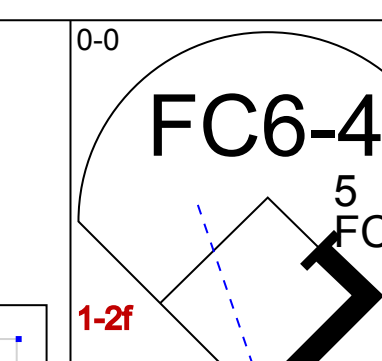
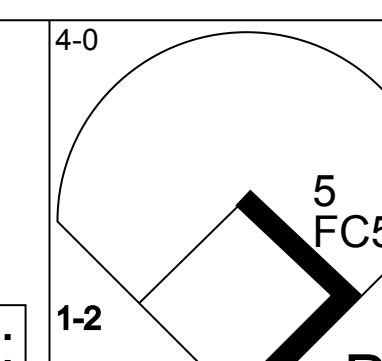
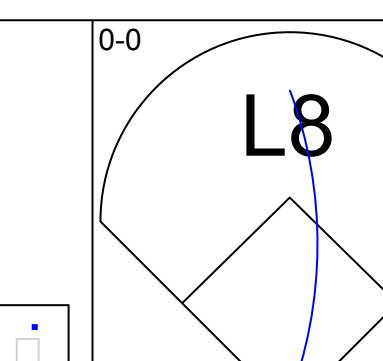
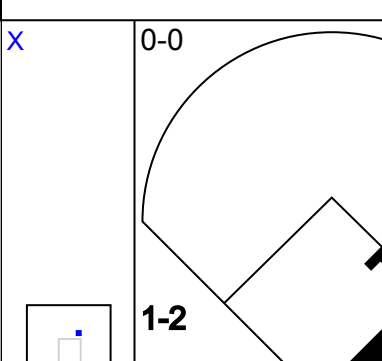
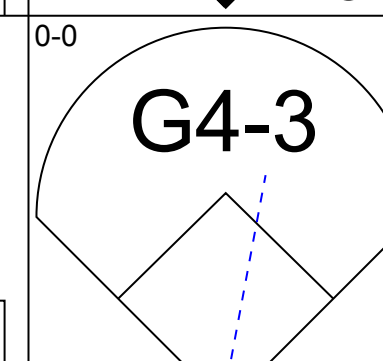
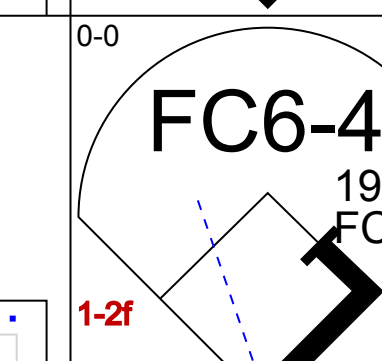
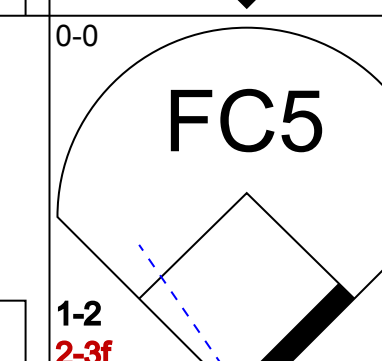
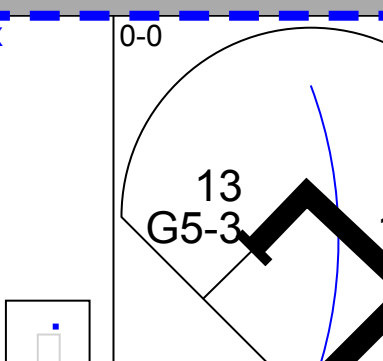
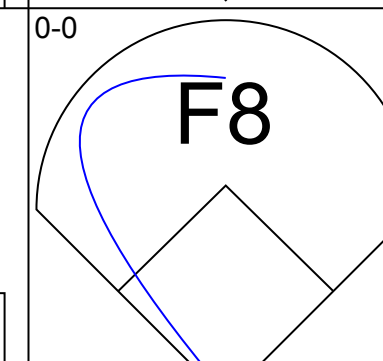
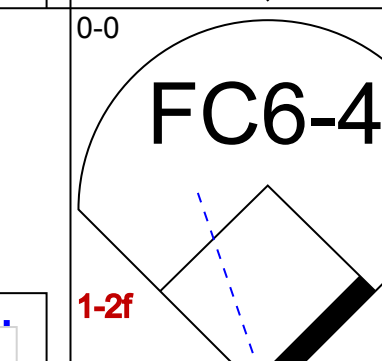
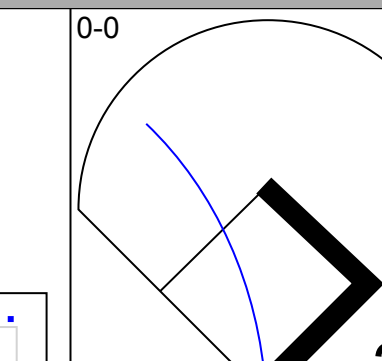
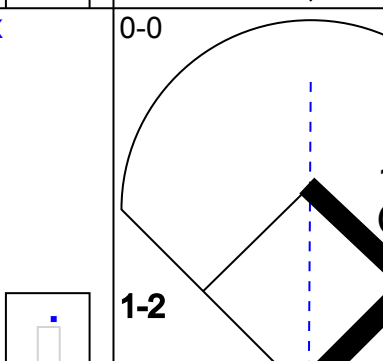
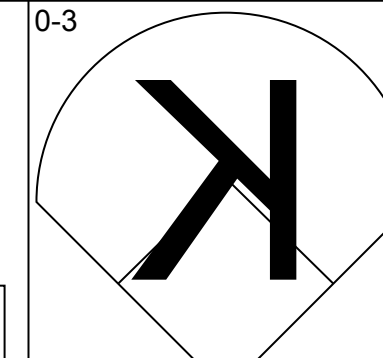
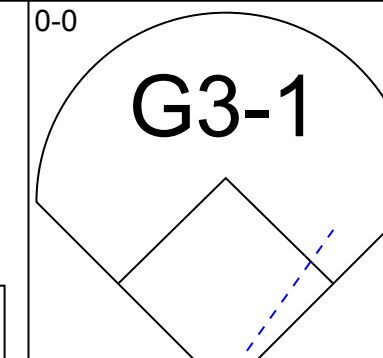
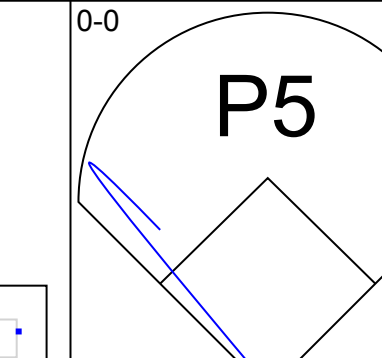
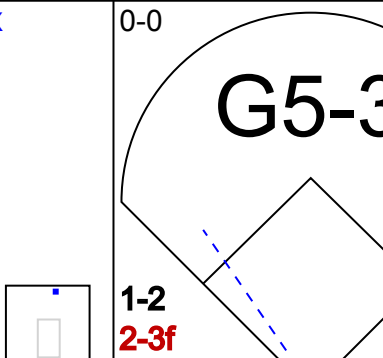
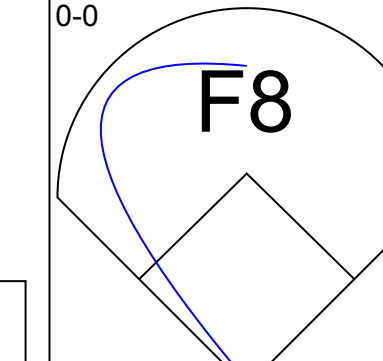
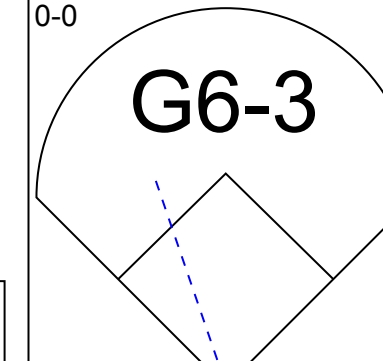
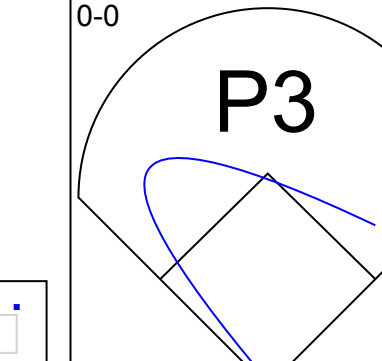
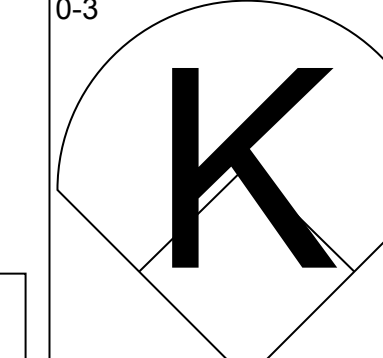
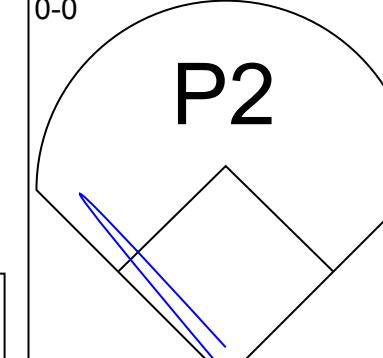
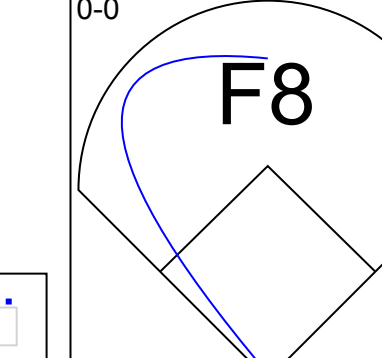
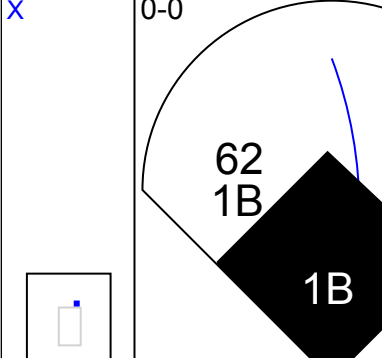
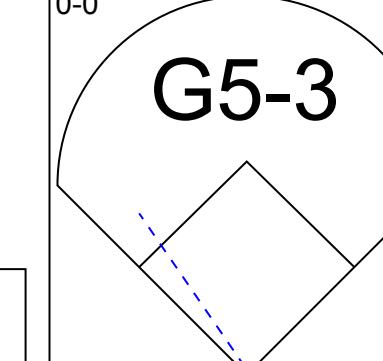
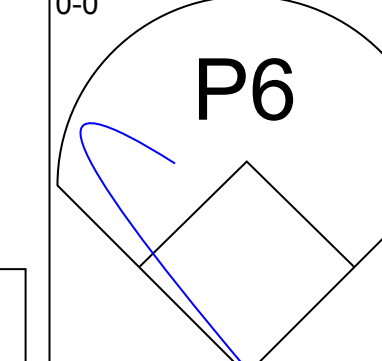
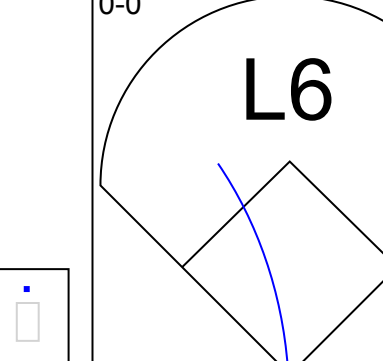
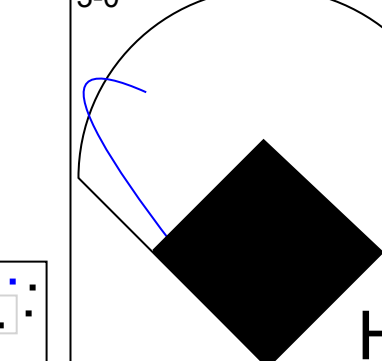
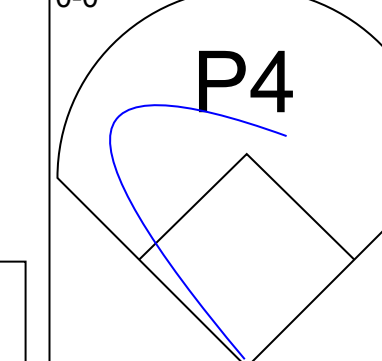
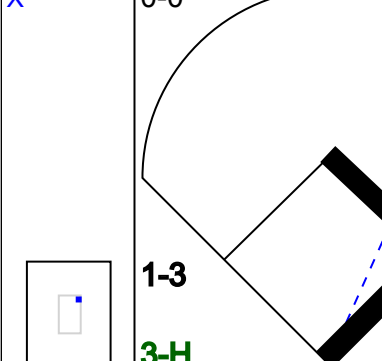
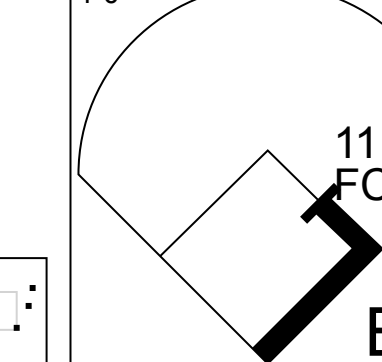
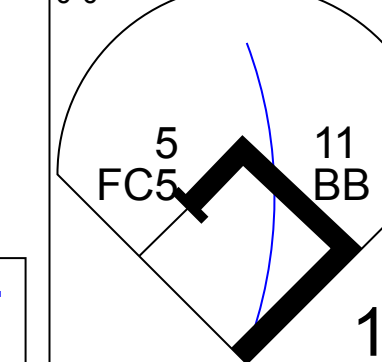
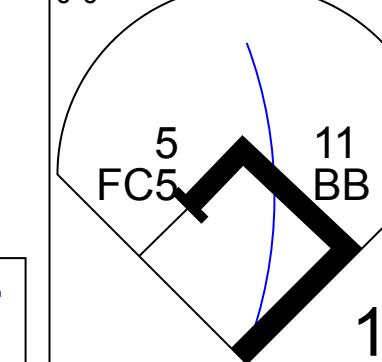
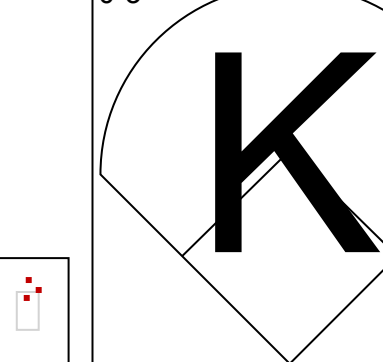


Batter	1	2	3	4	5	6	7	8	9	AB	R	H	RBI	BB	SO	LOB	TOP				
11 Jimmy Rollins, S OBP: 0.297, SLG: 0.322 7 Ross Gload, L OBP: 0.370, SLG: 0.533										3	0	0	0	0	1	2					
21 Wilson Valdez, R OBP: 0.451, SLG: 0.532										4	0	1	1	0	1	0					
10 Ben Francisco, R OBP: 0.450, SLG: 0.635										3	1	3	0	0	0	0					
6 Ryan Howard, L OBP: 0.339, SLG: 0.627 60 Pete Orr, L OBP: 0.316, SLG: 0.553										3	1	1	0	0	0	3					
29 Raul Ibanez, L OBP: 0.321, SLG: 0.510 24 Delwyn Young, S OBP: 0.321, SLG: 0.380										3	1	2	3	0	0	0					
15 John Mayberry Jr., R OBP: 0.350, SLG: 0.630 Cory Sullivan, L OBP: 0.500, SLG: 0.900										3	0	0	0	0	2	1					
61 Josh Barfield, R OBP: 0.356, SLG: 0.450										4	1	1	0	0	0	1					
51 Carlos Ruiz, R OBP: 0.250, SLG: 0.161 85 Erik Kratz, R OBP: 0.222, SLG: 0.529										2	1	1	0	0	1	1					
7 Michael Martinez, S OBP: 0.298, SLG: 0.444										3	0	1	1	0	0	2					
Inning Stats	R: 3 E: 0 K: 2 S: 11	H: 3 LOB: 0 BB: 0 P: 14	R: 1 E: 1 K: 1 S: 6	H: 2 LOB: 0 BB: 0 P: 7	R: 0 E: 0 K: 1 S: 5	H: 1 LOB: 0 BB: 0 P: 6	R: 0 E: 0 K: 0 S: 3	H: 0 LOB: 0 BB: 0 P: 3	R: 1 E: 0 K: 0 S: 5	H: 2 LOB: 2 BB: 0 P: 7	R: 0 E: 0 K: 1 S: 6	H: 1 LOB: 1 BB: 0 P: 8	R: 0 E: 0 K: 1 S: 5	H: 0 LOB: 0 BB: 0 P: 5	R: 0 E: 0 K: 0 S: 3	H: 0 LOB: 0 BB: 0 P: 3	1B: 9 2B: 0 3B: 0 HR: 1	SF: 0 SAC: 1 DP: 0 HBP: 2	WP: 1 PB: 0 CS: 1 SB: 2	PA: 38	
PITCHER	IP WLS BF H R ER SO BB IBB HBP BLK WP HR S P ERA WHIP	IP WLS BF H R ER SO BB IBB HBP BLK WP HR S P ERA WHIP	IP WLS BF H R ER SO BB IBB HBP BLK WP HR S P ERA WHIP	IP WLS BF H R ER SO BB IBB HBP BLK WP HR S P ERA WHIP	IP WLS BF H R ER SO BB IBB HBP BLK WP HR S P ERA WHIP	IP WLS BF H R ER SO BB IBB HBP BLK WP HR S P ERA WHIP	IP WLS BF H R ER SO BB IBB HBP BLK WP HR S P ERA WHIP	IP WLS BF H R ER SO BB IBB HBP BLK WP HR S P ERA WHIP	IP WLS BF H R ER SO BB IBB HBP BLK WP HR S P ERA WHIP	IP WLS BF H R ER SO BB IBB HBP BLK WP HR S P ERA WHIP	IP WLS BF H R ER SO BB IBB HBP BLK WP HR S P ERA WHIP	IP WLS BF H R ER SO BB IBB HBP BLK WP HR S P ERA WHIP	IP WLS BF H R ER SO BB IBB HBP BLK WP HR S P ERA WHIP	IP WLS BF H R ER SO BB IBB HBP BLK WP HR S P ERA WHIP	IP WLS BF H R ER SO BB IBB HBP BLK WP HR S P ERA WHIP	IP WLS BF H R ER SO BB IBB HBP BLK WP HR S P ERA WHIP	IP WLS BF H R ER SO BB IBB HBP BLK WP HR S P ERA WHIP	IP WLS BF H R ER SO BB IBB HBP BLK WP HR S P ERA WHIP	IP WLS BF H R ER SO BB IBB HBP BLK WP HR S P ERA WHIP	IP WLS BF H R ER SO BB IBB HBP BLK WP HR S P ERA WHIP	IP WLS BF H R ER SO BB IBB HBP BLK WP HR S P ERA WHIP

Philadelphia Phillies @ Toronto Blue Jays
 Florida Auto Exchange Stadium, Dunedin, FL
 Tue Mar 22 2011, 1:08 PM - 3:40 PM EDT
 Att: 5,555 - Sunny - 76 F

AB 34
 R 5
 H 10
 RBI 5
 BB 0
 SO 8
 LOB 11



Batter	1	2	3	4	5	6	7	8	9	AB	R	H	RBI	BB	SO	LOB	BOTTOM				
11 Rajai Davis, R OBP: 0.396, SLG: 0.714 16 Corey Patterson, L OBP: 0.214, SLG: 0.286										3	1	1	0	1	0	2					
5 Yunel Escobar, R OBP: 0.449, SLG: 0.455 68 Jonathan Diaz, R OBP: 0.256, SLG: 0.263										4	0	1	1	0	0	3					
19 José Bautista, R OBP: 0.413, SLG: 0.641 Chris Woodward, R OBP: 1.000, SLG: 1.000										3	0	1	0	0	0	1					
26 Adam Lind, L OBP: 0.442, SLG: 0.579 13 Brett Lawrie, R OBP: 0.317, SLG: 0.487										3	0	0	0	0	1	1					
2 Aaron Hill, R OBP: 0.385, SLG: 0.529										3	0	0	0	0	0	1					
10 Edwin Encarnación, R OBP: 0.250, SLG: 0.533 18 Mike McCoy, R OBP: 0.397, SLG: 0.499										3	0	0	0	0	1	1					
45 Travis Snider, L OBP: 0.421, SLG: 0.556 62 Eric Thames, L OBP: 0.339, SLG: 0.447										3	0	0	0	0	0	0					
20 Juan Rivera, R OBP: 0.439, SLG: 0.605 Adam Loewen, L OBP: 0.400, SLG: 0.500										2	1	1	1	1	0	0					
9 J.P. Arencibia, R OBP: 0.264, SLG: 0.178 14 Ryan Budde, R OBP: 0.105, SLG: 0.056										2	0	1	0	1	1	1					
Inning Stats	R: 1 E: 0 K: 1 S: 6	H: 1 LOB: 0 BB: 0 P: 6	R: 0 E: 0 K: 1 S: 5	H: 0 LOB: 0 BB: 0 P: 5	R: 1 E: 0 K: 0 S: 4	H: 1 LOB: 1 BB: 1 P: 11	R: 0 E: 0 K: 0 S: 3	H: 0 LOB: 0 BB: 0 P: 3	R: 0 E: 0 K: 0 S: 4	H: 1 LOB: 2 BB: 0 P: 4	R: 0 E: 0 K: 1 S: 5	H: 0 LOB: 1 BB: 1 P: 9	R: 0 E: 0 K: 0 S: 4	H: 2 LOB: 2 BB: 0 P: 4	R: 2 E: 0 K: 1 S: 8	H: 4 LOB: 1 BB: 0 P: 8	1B: 7 2B: 1 3B: 1 HR: 1	SF: 0 SAC: 0 DP: 2 HBP: 0	WP: 0 PB: 0 SB: 0 CS: 0	PA: 38	
PITCHER	IP WLS BF H R ER SO BB IBB HBP BLK WP HR S P ERA WHIP	IP WLS BF H R ER SO BB IBB HBP BLK WP HR S P ERA WHIP	IP WLS BF H R ER SO BB IBB HBP BLK WP HR S P ERA WHIP	IP WLS BF H R ER SO BB IBB HBP BLK WP HR S P ERA WHIP	IP WLS BF H R ER SO BB IBB HBP BLK WP HR S P ERA WHIP	IP WLS BF H R ER SO BB IBB HBP BLK WP HR S P ERA WHIP	IP WLS BF H R ER SO BB IBB HBP BLK WP HR S P ERA WHIP	IP WLS BF H R ER SO BB IBB HBP BLK WP HR S P ERA WHIP	IP WLS BF H R ER SO BB IBB HBP BLK WP HR S P ERA WHIP	IP WLS BF H R ER SO BB IBB HBP BLK WP HR S P ERA WHIP	IP WLS BF H R ER SO BB IBB HBP BLK WP HR S P ERA WHIP	IP WLS BF H R ER SO BB IBB HBP BLK WP HR S P ERA WHIP	IP WLS BF H R ER SO BB IBB HBP BLK WP HR S P ERA WHIP	IP WLS BF H R ER SO BB IBB HBP BLK WP HR S P ERA WHIP	IP WLS BF H R ER SO BB IBB HBP BLK WP HR S P ERA WHIP	IP WLS BF H R ER SO BB IBB HBP BLK WP HR S P ERA WHIP	IP WLS BF H R ER SO BB IBB HBP BLK WP HR S P ERA WHIP	IP WLS BF H R ER SO BB IBB HBP BLK WP HR S P ERA WHIP	IP WLS BF H R ER SO BB IBB HBP BLK WP HR S P ERA WHIP	IP WLS BF H R ER SO BB IBB HBP BLK WP HR S P ERA WHIP	IP WLS BF H R ER SO BB IBB HBP BLK WP HR S P ERA WHIP

Philadelphia Phillies @ Toronto Blue Jays
 Florida Auto Exchange Stadium, Dunedin, FL
 Tue Mar 22 2011, 1:08 PM - 3:40 PM EDT
 Att: 5,555 - Sunny - 76 F

AB 35
 R 4
 H 10
 RBI 4
 BB 3
 SO 4
 LOB 18



Batter	1	2	3	4	5	6	7	8	9	AB	R	H	RBI	BB	SO	LOB	TOP			
11 Rajai Davis, R OBP: 0.392, SLG: 0.711										3	1	1	0	0	2	0	Toronto Blue Jays @ New York Yankees George M. Steinbrenner Field, Tampa, FL Wed Mar 23 2011, 7:08 PM - 9:33 PM EDT Att: 11,124 - Clear - 71 F			
16 Corey Patterson, L OBP: 0.209, SLG: 0.279										1	0	0	0	0	0	0				
5 Yunel Escobar, R OBP: 0.462, SLG: 0.468										3	0	2	0	0	0	0				
68 Jonathan Diaz, R OBP: 0.250, SLG: 0.256										1	1	0	0	0	0	0				
19 José Bautista, R OBP: 0.408, SLG: 0.659										2	1	1	1	0	1	0				
70 Níuman Romero, S										1	0	0	0	0	0	0				
26 Adam Lind, L OBP: 0.435, SLG: 0.561										3	0	1	0	0	1	1				
28 David Cooper, L OBP: 0.375, SLG: 0.514										1	0	0	0	0	1	0				
2 Aaron Hill, R OBP: 0.167, SLG: 0.400										2	0	1	2	0	1	0				
18 Mike McCoy, R OBP: 0.349, SLG: 0.447										1	0	0	0	0	1	0				
10 Edwin Encarnación, R OBP: 0.255, SLG: 0.542										3	0	1	0	0	1	3				
Jason Lane, R OBP: 0.429, SLG: 0.571										1	0	1	0	0	0	0				
45 Travis Snider, L OBP: 0.415, SLG: 0.538										3	0	1	0	0	0	1				
62 Eric Thames, L OBP: 0.333, SLG: 0.438										1	0	0	0	0	1	1				
20 Juan Rivera, R OBP: 0.409, SLG: 0.561										3	0	0	0	0	0	1				
Adam Loewen, L OBP: 0.400, SLG: 0.500										0	0	0	0	0	0	0				
8 José Molina, R OBP: 0.391, SLG: 0.500										3	0	0	0	0	1	1				
9 J.P. Arencibia, R OBP: 0.264, SLG: 0.178										0	0	0	0	0	0	0				
Inning Stats	R: 0 E: 0 K: 2 S: 7	H: 1 LOB: 0 BB: 0 P: 7	R: 0 E: 0 K: 1 S: 6	H: 1 LOB: 1 BB: 0 P: 7	R: 0 E: 0 K: 1 S: 5	H: 0 LOB: 0 BB: 0 P: 5	R: 1 E: 0 K: 1 S: 8	H: 2 LOB: 1 BB: 0 P: 8	R: 0 E: 0 K: 0 S: 3	H: 0 LOB: 0 BB: 0 P: 3	R: 2 E: 1 K: 1 S: 8	H: 3 LOB: 2 BB: 0 P: 8	R: 0 E: 0 K: 0 S: 5	H: 1 LOB: 1 BB: 0 P: 5	R: 0 E: 0 K: 3 S: 10	H: 0 LOB: 1 BB: 0 P: 10	1B: 5 2B: 5 3B: 0 HR: 0	SF: 2 SAC: 0 DP: 1 HBP: 0	WP: 0 SB: 1 CS: 1	PA: 34
PITCHER	IP WLS BF H R ER SO BB IBB HBP BLK WP HR S P ERA WHIP																			
65 Phil Hughes, R ERA: 4.09	7.0 W 27 8 3 3 7 0 0 0 0 0 0 0 42 43 3.86 1.143																			
42 Mariano Rivera, R ERA:	1.0 H 3 0 0 0 0 0 0 0 0 0 0 0 3 3 0.00 0.000																			
48 Boone Logan, L ERA: 6.35	1.0 S 4 1 0 0 3 0 0 0 0 0 0 0 0 10 10 0.00 1.000																			

Batter	1	2	3	4	5	6	7	8	9	AB	R	H	RBI	BB	SO	LOB	BOTTOM			
2 Derek Jeter, R OBP: 0.367, SLG: 0.426										3	0	1	0	0	0	0	Toronto Blue Jays @ New York Yankees George M. Steinbrenner Field, Tampa, FL Wed Mar 23 2011, 7:08 PM - 9:33 PM EDT Att: 11,124 - Clear - 71 F			
94 Jorge Vazquez, R OBP: 0.444, SLG: 0.765										1	0	0	0	0	0	1				
19 Ramiro Pena, S OBP: 0.167, SLG: 0.171										0	0	0	0	0	0	0				
33 Nick Swisher, S OBP: 0.284, SLG: 0.340										3	0	0	0	0	1	1				
Greg Golson, R OBP: 0.333, SLG: 0.462										1	1	1	0	0	0	0				
25 Mark Teixeira, S OBP: 0.388, SLG: 0.605										2	0	0	0	1	0	0				
Brandon Laird, R OBP: 0.143, SLG: 0.154										1	1	1	0	0	0	0				
13 Alex Rodriguez, R OBP: 0.478, SLG: 0.952										3	0	2	0	0	1	0				
26 Eduardo Núñez, R OBP: 0.314, SLG: 0.383										0	1	0	1	0	0	0				
24 Robinson Canó, L OBP: 0.286, SLG: 0.348										3	0	1	1	0	1	1				
26 Ronnie Belliard, R OBP: 0.111, SLG: 0.167										1	1	0	0	0	0	1				
20 Jorge Posada, S OBP: 0.367, SLG: 0.350										1	0	0	0	2	0	1				
63 Justin Maxwell, R OBP: 0.350, SLG: 0.242										1	1	0	0	0	1	1				
18 Andruw Jones, R OBP: 0.282, SLG: 0.343										3	0	0	1	0	0	5				
78 Jordan Parraz, R OBP: 0.286, SLG: 0.211										0	0	0	0	0	0	0				
55 Russell Martin, R OBP: 0.326, SLG: 0.289										2	0	0	1	0	1	1				
11 Brett Gardner, L OBP: 0.388, SLG: 0.425										3	0	0	0	0	1	2				
Melky Mesa, R OBP: 0.323, SLG: 0.269										0	0	0	0	0	0	0				
Inning Stats	R: 0 E: 0 K: 1 S: 5	H: 0 LOB: 0 BB: 0 P: 5	R: 0 E: 1 K: 0 S: 4	H: 1 LOB: 1 BB: 0 P: 4	R: 0 E: 0 K: 0 S: 3	H: 0 LOB: 0 BB: 0 P: 3	R: 0 E: 0 K: 1 S: 5	H: 0 LOB: 0 BB: 0 P: 5	R: 0 E: 0 K: 2 S: 7	H: 0 LOB: 1 BB: 1 P: 11	R: 0 E: 0 K: 0 S: 3	H: 1 LOB: 0 BB: 0 P: 3	R: 4 E: 1 K: 1 S: 8	H: 2 LOB: 1 BB: 2 P: 17	R: 1 E: 0 K: 1 S: 7	H: 2 LOB: 1 BB: 0 P: 7	1B: 4 2B: 3 3B: 0 HR: 0	SF: 2 SAC: 0 DP: 2 HBP: 0	WP: 0 SB: 1 CS: 0	PA: 33
PITCHER	IP WLS BF H R ER SO BB IBB HBP BLK WP HR S P ERA WHIP																			
37 Jo-Jo Reyes, L ERA: 3.33	6.0 3 2 2 4 2 0 0 0 0 0 0 0 7 12 9.00 2.000																			
25 David Purcey, L ERA: 4.15	1.0 L 6 1 2 1 1 1 0 0 0 0 0 0 7 12 9.00 2.000																			
58 Wilfredo Ledezma, L ERA: 9.50	1.0 5 2 1 1 1 0 0 0 0 0 0 0 7 7 9.00 2.000																			

AB	32
R	3
H	9
RBI	3
BB	0
SO	10
LOB	8



AB	28
R	5
H	6
RBI	4
BB	3
SO	6
LOB	14



Batter	1	2	3	4	5	6	7	8	9	AB	R	H	RBI	BB	SO	LOB	TOP										
17 Matt Young, L OBP: 0.372, SLG: 0.235 (1, 8)	0-0 26 CS 1B			G1-3		E4 22 1B 23 1B				3	1	1	0	1	0	1	Atlanta Braves @ Toronto Blue Jays Florida Auto Exchange Stadium, Dunedin, FL Thu Mar 24 2011, 1:07 PM - 3:42 PM EDT Att: 4,285 - Cloudy - 76 F										
2 Alex Gonzalez, R OBP: 0.333, SLG: 0.407 23 Brandon Hicks, R OBP: 0.345, SLG: 0.500 (1, 6) (5, 5)	0-3 K									2	0	1	0	0	1	1											
22 Jason Heyward, L OBP: 0.510, SLG: 0.553 Jordan Schafer, L OBP: 0.196, SLG: 0.278 (1, 9) (6, 9)	0-3 K									3	1	1	1	0	2	2											
26 Dan Uggla, R OBP: 0.281, SLG: 0.310 Dion Hernandez, R OBP: 0.290, SLG: 0.414 (1, 4) (6, 4)	0-0 CS			F8						3	1	1	3	0	0	1											
20 Eric Hinske, L OBP: 0.244, SLG: 0.317 (1, 10)										4	0	0	0	0	0	0											
8 David Ross, R OBP: 0.341, SLG: 0.263 27 J.C. Boscan, R OBP: 0.267, SLG: 0.267 (1, 2) (6, 2)										3	0	0	0	0	1	0											
5 Freddie Freeman, L OBP: 0.300, SLG: 0.385 7 Brooks Conrad, S OBP: 0.244, SLG: 0.326 (1, 3) (7, 5)										3	0	0	0	0	0	0											
75 Ed Lucas, R OBP: 0.333, SLG: 0.316 (1, 5) (5, 6) (7, 3)										4	0	0	0	0	2	1											
4 Joe Mather, R OBP: 0.224, SLG: 0.200 87 Cory Hamlichak, L (7, PR) (7, 8)										3	1	2	0	0	0	0											
										1	0	0	0	0	0	1											
Inning Stats	R: 0 E: 0 K: 2 S: 7	H: 1 LOB: 0 BB: 0 P: 7	R: 0 E: 0 K: 1 S: 5	H: 0 LOB: 0 BB: 0 P: 5	R: 0 E: 0 K: 1 S: 5	H: 0 LOB: 0 BB: 0 P: 5	R: 0 E: 0 K: 1 S: 6	H: 1 LOB: 1 BB: 0 P: 6	R: 0 E: 0 K: 0 S: 3	H: 0 LOB: 0 BB: 0 P: 3	R: 5 E: 1 K: 0 S: 10	H: 4 LOB: 0 BB: 0 P: 11	R: 0 E: 0 K: 0 S: 4	H: 1 LOB: 2 BB: 1 P: 8	R: 0 E: 0 K: 0 S: 3	H: 0 LOB: 0 BB: 0 P: 3	R: 0 E: 0 K: 1 S: 6	H: 1 LOB: 1 BB: 0 P: 6	1B: 4 2B: 3 HR: 1	SF: 0 SAC: 0 DP: 0 HBP: 0	WP: 0 PB: 0 SB: 0 CS: 1	PA: 37					
PITCHER	IP	WLS	BF	H	R	ER	SO	BB	IBB	HBP	BLK	WP	HR	S	P	ERA	WHIP										
27 Brett Cecil, L ERA: 5.3 (1, 1)	5.1	L	22	6	5	4	5	0	0	0	0	0	1	34	35	6.75	1.125										
49 Mike Hincley, L ERA: 3.86 (6, 1)	0.2		2	0	0	0	0	0	0	0	0	0	0	2	2	0.00	0.000										
48 Scott Richmond, R ERA: 9.0 (7, 1)	1.0		5	1	0	0	0	1	0	0	0	0	0	4	8	0.00	2.000										
34 Marc Rzepczynski, L ERA: 4.05 (8, 1)	1.0		3	0	0	0	0	0	0	0	0	0	0	3	3	0.00	0.000										
60 Jon Rauch, R ERA: (9, 1)	1.0		4	1	0	0	1	0	0	0	0	0	0	6	6	0.00	1.000										

Batter	1	2	3	4	5	6	7	8	9	AB	R	H	RBI	BB	SO	LOB	BOTTOM										
16 Corey Patterson, L OBP: 0.196, SLG: 0.261 11 Rajai Davis, R OBP: 0.377, SLG: 0.681 (1, 8) (6, 8)	0-0 G3-1			E1 5 WP 5 S						3	1	0	0	0	0	2	Atlanta Braves @ Toronto Blue Jays Florida Auto Exchange Stadium, Dunedin, FL Thu Mar 24 2011, 1:07 PM - 3:42 PM EDT Att: 4,285 - Cloudy - 76 F										
5 Yunel Escobar, R OBP: 0.436, SLG: 0.440 68 Jonathan Diaz, R OBP: 0.238, SLG: 0.244 (1, 6) (6, 6)	0-0 G4-3									3	0	0	0	0	2	2											
19 José Bautista, R OBP: 0.494, SLG: 0.705 Craig Stansberry, R OBP: 0.333, SLG: 1.000 (1, 5) (6, 5)	0-3 K									3	1	1	1	0	2	2											
26 Adam Lind, L OBP: 0.408, SLG: 0.523 62 Eric Thames, L OBP: 0.326, SLG: 0.429 (1, 10) (6, PH) (9, 10)										3	0	0	0	0	1	0											
2 Aaron Hill, R OBP: 0.250, SLG: 0.429 18 Mike McCoy, R OBP: 0.333, SLG: 0.425 (1, 4) (4, PR) (5, 4)										2	0	1	0	0	0	0											
10 Edwin Encarnación, R OBP: 0.278, SLG: 0.549 28 David Cooper, L OBP: 0.360, SLG: 0.500 (1, 3) (6, PR) (7, 3)										3	0	2	0	0	0	0											
45 Travis Snider, L OBP: 0.366, SLG: 0.500 Danny Perales, L OBP: 1.000, SLG: 1.000 (1, 7) (7, 7)										1	0	1	0	0	0	0											
20 Juan Rivera, R OBP: 0.426, SLG: 0.591 Adam Loewen, L OBP: 0.455, SLG: 0.500 (1, 9) (8, 9)										3	0	2	0	0	0	0											
9 J.P. Arencibia, R OBP: 0.273, SLG: 0.174 14 Ryan Budde, R OBP: 0.100, SLG: 0.053 (1, 2) (7, 2)										1	0	0	0	0	0	1											
										1	0	0	0	0	1	0											
Inning Stats	R: 0 E: 0 K: 1 S: 5	H: 0 LOB: 0 BB: 0 P: 5	R: 0 E: 0 K: 1 S: 5	H: 0 LOB: 0 BB: 0 P: 5	R: 0 E: 0 K: 1 S: 5	H: 1 LOB: 0 BB: 0 P: 5	R: 2 E: 1 K: 0 S: 10	H: 3 LOB: 2 BB: 0 P: 12	R: 0 E: 0 K: 1 S: 7	H: 1 LOB: 2 BB: 0 P: 8	R: 0 E: 0 K: 0 S: 4	H: 1 LOB: 1 BB: 0 P: 4	R: 0 E: 0 K: 2 S: 7	H: 0 LOB: 0 BB: 0 P: 7	R: 1 E: 1 K: 1 S: 7	H: 1 LOB: 1 BB: 0 P: 7	R: 0 E: 0 K: 1 S: 8	H: 1 LOB: 2 BB: 1 P: 12	1B: 5 2B: 1 3B: 1 HR: 1	SF: 0 SAC: 1 DP: 1 HBP: 1	WP: 1 PB: 0 SB: 3 CS: 0	PA: 38					
PITCHER	IP	WLS	BF	H	R	ER	SO	BB	IBB	HBP	BLK	WP	HR	S	P	ERA	WHIP										
49 Jair Jurrjens, R ERA: 3.43 (1, 1)	1.0		3	0	0	0	2	0	0	0	0	0	0	10	10	0.00	0.500										
58 Pete Moylan, R ERA: 2.09 (2, 1)	2.0		6	1	0	0	2	0	0	0	0	0	0	10	10	0.00	0.500										
43 Scott Proctor, R ERA: 5.06 (4, 1)	1.0		7	3	2	1	0	0	0	0	0	1	1	10	12	9.00	3.000										
Juan Abreu, R ERA: 0.79 (5, 1)	1.0	W	5	1	0	0	1	0	0	1	0	0	0	7	8	0.00	1.000										
Jairo Asencio, R ERA: 0.69 (6, 1)	1.0	H	4	1	0	0	0	0	0	0	0	0	0	4	4	0.00	1.000										

AB	35
R	5
H	8
RBI	5
BB	1
SO	6
LOB	9



AB	35
R	3
H	8
RBI	2
BB	1
SO	8
LOB	16



Batter	1	2	3	4	5	6	7	8	9	AB	R	H	RBI	BB	SO	LOB	TOP					
16 Corey Patterson, L OBP: 0.235, SLG: 0.300 Ricardo Nanita, L (8, FR) (8, 7)											4	2	2	0	0	0	1					
18 Mike McCoy, R OBP: 0.367, SLG: 0.452 Chris Woodward, R OBP: 0.500, SLG: 0.500										2	1	2	1	0	0	0						
62 Eric Thames, L OBP: 0.333, SLG: 0.453										4	1	1	2	1	1	3						
10 Edwin Encarnación, R OBP: 0.271, SLG: 0.518										5	0	1	0	0	2	7						
28 David Cooper, L OBP: 0.348, SLG: 0.463										5	1	1	3	0	1	6						
9 J.P. Arencibia, R OBP: 0.305, SLG: 0.300 14 Ryan Budde, R OBP: 0.095, SLG: 0.050										4	2	3	3	0	0	1						
Adam Loewen, L OBP: 0.467, SLG: 0.786 Jason Lane, R OBP: 0.376, SLG: 0.500										4	1	2	2	0	0	2	AB 41					
68 Jonathan Diaz, R OBP: 0.255, SLG: 0.304										5	0	2	0	0	1	1	R 11					
43 Anthony Gose, L OBP: 0.333, SLG: 0.387										5	1	1	0	0	1	4	H 15					
Inning Stats	R: 2 E: 0 K: 1 S: 8	H: 3 LOB: 1 BB: 0 P: 8	R: 0 E: 0 K: 1 S: 6	H: 1 LOB: 1 BB: 0 P: 6	R: 0 E: 0 K: 1 S: 6	H: 2 LOB: 1 BB: 0 P: 6	R: 0 E: 0 K: 0 S: 3	H: 1 LOB: 0 BB: 0 P: 3	R: 2 E: 1 K: 1 S: 8	H: 2 LOB: 1 BB: 0 P: 9	R: 2 E: 0 K: 1 S: 9	H: 2 LOB: 0 BB: 0 P: 10	R: 4 E: 1 K: 0 S: 8	H: 2 LOB: 2 BB: 1 P: 15	R: 1 E: 0 K: 1 S: 6	H: 1 LOB: 2 BB: 0 P: 7	R: 0 E: 0 K: 2 S: 8	H: 1 LOB: 1 BB: 0 P: 8	1B: 7 2B: 5 3B: 1 HR: 2	SF: 1 SAC: 0 DP: 1 HBP: 2	WP: 0 PB: 0 SB: 3 CS: 0	PA: 45
PITCHER	IP WLS BF H R ER SO BB IBB HBP BLK WP HR S P ERA WHIP																					
19 Josh Beckett, R ERA: 6.64	6.0 L 29 11 7 7 5 0 0 0 1 0 0 1 40 43 10.50 1.833																					
44 Dennis Reyes, L ERA: 3.0	1.0 7 2 3 2 0 1 0 0 0 0 1 8 14 18.00 3.000																					
51 Daniel Bard, R ERA: 0.75	1.0 5 1 1 1 1 0 0 0 1 0 0 6 7 9.00 1.000																					
58 Jonathan Papelbon, R ERA: 10.5	1.0 4 1 0 0 2 0 0 0 0 0 0 8 8 0.00 1.000																					

Toronto Blue Jays @ Boston Red Sox
City of Palms Park, Ft. Myers, FL
Fri Mar 25 2011, 7:07 PM - 10:36 PM EDT
Att: 8,033 - Clear - 81 F

AB	41
R	11
H	15
RBI	11
BB	1
SO	8
LOB	26



Batter	1	2	3	4	5	6	7	8	9	AB	R	H	RBI	BB	SO	LOB	BOTTOM					
2 Jacoby Ellsbury, L OBP: 0.415, SLG: 0.620 54 Darrell McDonald, R OBP: 0.253, SLG: 0.442										3	0	1	1	0	1	3						
15 Dustin Pedroia, R OBP: 0.377, SLG: 0.500 Oscar Tejada, R OBP: 0.407, SLG: 0.640										3	0	1	1	1	0	3						
13 Carl Crawford, L OBP: 0.298, SLG: 0.256 80 Nate Spears, L OBP: 0.377, SLG: 0.415										4	0	2	0	0	0	3						
28 Adrián González, L OBP: 0.286, SLG: 0.278 70 Drew Sutton, S OBP: 0.404, SLG: 0.580										4	1	2	1	0	0	2						
20 Kevin Youkilis, R OBP: 0.275, SLG: 0.255 65 Will Middlebrooks, R OBP: 0.200, SLG: 0.214										4	0	1	0	0	2	3						
34 David Ortiz, L OBP: 0.315, SLG: 0.380 12 Jed Lowrie, S OBP: 0.340, SLG: 0.357										3	1	2	1	0	0	2						
7 J.D. Drew, L OBP: 0.349, SLG: 0.342 95 Bryce Brentz, R OBP: 1.000, SLG: 1.000										4	2	2	0	0	1	1						
33 Jason Varitek, S OBP: 0.290, SLG: 0.333 62 Paul Hoover, R OBP: 0.176, SLG: 0.200										4	0	2	1	0	1	1	AB 42					
10 Marco Scutaro, R OBP: 0.391, SLG: 0.436 95 Mitchell Denning, L OBP: 0.333, SLG: 0.333										1	0	0	0	0	0	0	R 8					
Inning Stats	R: 0 E: 1 K: 0 S: 4	H: 0 LOB: 1 BB: 0 P: 4	R: 2 E: 0 K: 1 S: 9	H: 4 LOB: 2 BB: 0 P: 9	R: 0 E: 0 K: 0 S: 4	H: 2 LOB: 1 BB: 0 P: 4	R: 1 E: 0 K: 1 S: 8	H: 3 LOB: 2 BB: 0 P: 9	R: 1 E: 0 K: 1 S: 7	H: 2 LOB: 1 BB: 0 P: 7	R: 1 E: 0 K: 2 S: 8	H: 2 LOB: 2 BB: 2 P: 17	R: 0 E: 0 K: 3 S: 9	H: 0 LOB: 0 BB: 0 P: 9	R: 3 E: 1 K: 0 S: 6	H: 2 LOB: 1 BB: 0 P: 6	R: 0 E: 0 K: 0 S: 4	H: 2 LOB: 2 BB: 1 P: 8	1B: 12 2B: 4 3B: 1 HR: 0	SF: 0 SAC: 0 DP: 2 HBP: 0	WP: 2 PB: 0 SB: 0 CS: 0	PA: 46
PITCHER	IP WLS BF H R ER SO BB IBB HBP BLK WP HR S P ERA WHIP																					
51 Jesse Litsch, R ERA: 4.08	4.2 W 25 11 4 4 3 0 0 0 0 1 0 6 15 9.00 4.000																					
25 David Purcey, L ERA: 4.66	1.0 H 6 2 0 0 4 0 0 0 0 0 0 12 12 0.00 0.000																					
33 Carlos Villanueva, R ERA: 0.75	1.0 4 2 3 1 0 0 0 0 0 0 0 6 6 9.00 2.000																					
75 Rommie Lewis, L ERA: 2.35	1.0 S 5 2 0 0 0 1 0 0 0 0 0 4 8 0.00 3.000																					

Toronto Blue Jays @ Boston Red Sox
City of Palms Park, Ft. Myers, FL
Fri Mar 25 2011, 7:07 PM - 10:36 PM EDT
Att: 8,033 - Clear - 81 F

AB	42
R	8
H	17
RBI	8
BB	3
SO	8
LOB	31



Batter	1	2	3	4	5	6	7	8	9	AB	R	H	RBI	BB	SO	LOB	TOP																			
11 Rajai Davis, R OBP: 0.368, SLG: 0.706 Danny Peralta, L OBP: 0.500, SLG: 0.500	F7		F8		HR		E4 5 1B 5 WP		L6	4	1	1	1	0	0	1																				
5 Yuliel Escobar, R OBP: 0.458, SLG: 0.481 68 Jonathan Diaz, R OBP: 0.250, SLG: 0.298	2B		G1-4-3		1B				K	4	1	3	0	0	0	1																				
26 Adam Lind, L OBP: 0.396, SLG: 0.521 28 David Cooper, L OBP: 0.362, SLG: 0.476 Ivan Contreras, S	G6-3		2B		P2		F8		1B	4	1	1	1	0	0	4																				
19 José Bautista, R OBP: 0.392, SLG: 0.771 Craig Stansberry, R OBP: 0.500, SLG: 1.000	2B		2B		F8				1B	4	0	3	2	0	0	1																				
2 Aaron Hill, R OBP: 0.250, SLG: 0.364 Callix Crabbe, S OBP: 1.000, SLG: 1.000	K		L7				G5-3		BB	4	0	1	0	0	1	2																				
45 Travis Snider, L OBP: 0.375, SLG: 0.478 Adam Calderone, L					G1-3		G3-1		1B	4	0	1	1	0	0	0																				
20 Juan Rivera, R OBP: 0.392, SLG: 0.553 Adam Loewen, L OBP: 0.467, SLG: 0.786	F8		L6		L6		F8		SF8	3	0	0	1	0	0	0																				
62 Eric Thames, L OBP: 0.313, SLG: 0.421	F8				K					4	0	0	0	0	3	2																				
8 José Molina, R OBP: 0.385, SLG: 0.522 14 Ryan Budde, R OBP: 0.091, SLG: 0.048			2B		G6-3		K		P2	3	1	1	0	0	1	0																				
Inning Stats	R: 1 E: 0 K: 1 S: 7	H: 2 LOB: 1 BB: 0 P: 7	R: 0 E: 0 K: 0 S: 3	H: 0 LOB: 0 BB: 0 P: 3	R: 2 E: 0 K: 0 S: 6	H: 3 LOB: 1 BB: 0 P: 6	R: 0 E: 0 K: 1 S: 5	H: 0 LOB: 0 BB: 0 P: 5	R: 1 E: 1 K: 0 S: 6	H: 2 LOB: 1 BB: 0 P: 9	R: 0 E: 0 K: 0 S: 3	H: 0 LOB: 0 BB: 0 P: 3	R: 0 E: 1 K: 2 S: 9	H: 1 LOB: 2 BB: 0 P: 10	R: 2 E: 0 K: 1 S: 8	H: 3 LOB: 2 BB: 1 P: 8	R: 1 E: 0 K: 2 S: 9	H: 2 LOB: 2 BB: 1 P: 13	1B: 6 2B: 6 3B: 0 HR: 1	SF: 1 SAC: 0 DP: 0 HBP: 0	WP: 1 PB: 0 SB: 0 CS: 0	PA: 42														
PITCHER	IP	WLS	BF	H	R	ER	SO	BB	IBB	HBP	BLK	WP	HR	S	P	ERA	WHIP	PITCHER		IP	WLS	BF	H	R	ER	SO	BB	IBB	HBP	BLK	WP	HR	S	P	ERA	WHIP
38 Kyle Kendrick, R ERA: 4.97	4.1	18	5	3	3	2	0	0	0	0	0	0	0	22	22	6.23	1.154	Chance Chapman, R ERA: 9.0		1.0	L	6	2	1	1	2	1	0	0	0	0	0	9	13	9.00	3.000
46 Ryan Madson, R ERA: 3.27	0.2	4	2	1	1	0	0	0	0	0	0	0	1	5	8	13.50	3.000																			
84 Juan Pablo Perez, L ERA: 1.42	1.0	3	0	0	0	0	0	0	0	0	0	0	0	3	3	0.00	0.000																			
68 Michael Stutes, R ERA: 0.9	1.0	5	1	0	0	2	0	0	0	0	0	1	0	9	10	0.00	1.000																			
93 Jason Grilli, R ERA: 4.5	1.0	6	3	2	2	1	0	0	0	0	0	0	0	8	8	18.00	3.000																			

Toronto Blue Jays @ Philadelphia Phillies
Bright House Field, Clearwater, FL
Sat Mar 26 2011, 1:08 PM - 3:59 PM EDT
Att: 9,324 - Cloudy - 83 F

AB	40
R	7
H	13
RBI	7
BB	1
SO	7
LOB	15



Batter	1	2	3	4	5	6	7	8	9	AB	R	H	RBI	BB	SO	LOB	BOTTOM																			
8 Shane Victorino, S OBP: 0.348, SLG: 0.508 Chance Chapman, S	K		F9-2			F8		E4 11 BB 3 1B	G6-3	4	1	0	0	0	1	1																				
28 Tim Lincecum, R OBP: 0.500, SLG: 1.000										0	0	0	0	0	0	0																				
3 Luis Castillo, S OBP: 0.354, SLG: 0.262					G4-3				L5	4	2	2	0	1	0	0																				
11 Jimmy Rollins, S OBP: 0.299, SLG: 0.366 Edgar Duran, S	F8				G3-1		F7		G3	3	1	0	0	1	0	2																				
6 Ryan Howard, L OBP: 0.324, SLG: 0.581 68 Michael Stutes, R Travis Mattair, R OBP: 1.000, SLG: 1.000	F8				G5-3		1B		BB	3	0	1	0	0	0	1																				
10 Ben Francisco, R OBP: 0.464, SLG: 0.627						F8				0	0	0	0	0	0	0																				
24 Delwyn Young, S OBP: 0.328, SLG: 0.368										1	0	1	2	0	0	0																				
61 Josh Barfield, R OBP: 0.302, SLG: 0.375 93 Jason Grilli, R 95 Chris Frey, L										3	0	0	0	0	0	1																				
51 Carlos Ruiz, R OBP: 0.326, SLG: 0.333										2	1	1	3	2	1	0																				
38 Kyle Kendrick, R 46 Ryan Madson, L 28 Kyle Laffenz, R 84 Juan Pablo Perez, R 98 Darin Ruf, R										0	0	0	0	0	0	0																				
Inning Stats	R: 0 E: 0 K: 1 S: 6	H: 1 LOB: 1 BB: 0 P: 6	R: 0 E: 0 K: 0 S: 3	H: 0 LOB: 0 BB: 0 P: 3	R: 0 E: 0 K: 0 S: 2	H: 0 LOB: 1 BB: 1 P: 6	R: 0 E: 0 K: 0 S: 3	H: 0 LOB: 0 BB: 0 P: 3	R: 2 E: 1 K: 0 S: 7	H: 1 LOB: 0 BB: 0 P: 9	R: 1 E: 0 K: 0 S: 5	H: 2 LOB: 2 BB: 1 P: 9	R: 0 E: 0 K: 1 S: 5	H: 0 LOB: 0 BB: 0 P: 5	R: 3 E: 1 K: 1 S: 9	H: 3 LOB: 3 BB: 2 P: 17	R: 0 E: 0 K: 0 S: 3	H: 0 LOB: 0 BB: 0 P: 3	1B: 5 2B: 2 3B: 0 HR: 1	SF: 0 SAC: 1 DP: 1 HBP: 0	WP: 0 PB: 0 SB: 0 CS: 0	PA: 39														
PITCHER	IP	WLS	BF	H	R	ER	SO	BB	IBB	HBP	BLK	WP	HR	S	P	ERA	WHIP	PITCHER		IP	WLS	BF	H	R	ER	SO	BB	IBB	HBP	BLK	WP	HR	S	P	ERA	WHIP
Drew Hutchison, R ERA: 3.98	0.1	1	0	0	0	0	0	0	0	0	0	0	0	1	1	0.00	0.000	46 Winston Abreu, R ERA: 5.4		1.0	S	3	0	0	0	0	0	0	0	0	0	3	3	0.00	0.000	
32 Chad Cordero, R ERA: 9.0	1.0	H	6	2	1	1	0	1	0	0	0	0	0	5	9	9.00	3.000																			
44 Casey Janssen, R ERA: 1.93	1.0	H	7	2	3	1	1	1	0	0	0	0	0	8	12	9.00	3.000																			
60 Jon Rauch, R ERA: 1.93	1.0	W	5	1	0	0	1	1	0	0	0	0	0	6	10	0.00	2.000																			

Toronto Blue Jays @ Philadelphia Phillies
Bright House Field, Clearwater, FL
Sat Mar 26 2011, 1:08 PM - 3:59 PM EDT
Att: 9,324 - Cloudy - 83 F

AB	34
R	6
H	7
RBI	6
BB	4
SO	3
LOB	16



Batter	1	2	3	4	5	6	7	8	9	AB	R	H	RBI	BB	SO	LOB	TOP															
11 Robert Andino, R (1, 7) 94 Ronnie Welty, R (9, FH)	0-0 1B		0-0 39 S 1B		0-0 E6 74 G4-6-3 1B		0-3 K2-3		0-3 K	4	1	2	0	0	1	0																
39 Randy Winn, S (1, 10) 74 Tyler Henson, R (5, FH) (5, 10)	0-3 K		1-0 1B		0-0 G4-6-3		0-0 F8			2	0	1	1	0	1	1																
Nolan Reimold, R (1, 9) OBP: 0.448, SLG: 0.537	0-3 K		0-3 K		0-0 28 1B		4-0 BB			3	1	1	0	1	2	2																
9 Jake Fox, R (1, 3)	0-0 F7		0-0 L5		0-3 K		0-3 K			4	0	0	0	0	2	4																
28 Brendan Harris, R (1, 5) OBP: 0.281, SLG: 0.327		0-0 G5-3		0-3 K		0-0 18 2B		0-0 P4		4	1	1	1	0	1	0																
18 Felix Pie, L (1, 8) Steve Bumbry, L (8, 8) OBP: 0.274, SLG: 0.390 OBP: 0.500, SLG: 0.500		0-0 G4-3		0-0 1B		0-0 6 HR		0-3 K		4	1	2	1	0	1	0																
6 Nick Green, R (1, 4) OBP: 0.244, SLG: 0.306		1-0 HBP		0-3 K		1-0 2B		0-3 K		3	1	1	2	0	2	1																
15 Craig Tatum, R (1, 2) 71 Michel Hernandez, R (6, 2) OBP: 0.250, SLG: 0.243 OBP: 0.500, SLG: 0.500		0-0 FC6-4		0-0 G5-3		0-3 K		0-0 P6		3	0	0	0	0	1	2																
3 Cesar Izturis, S (1, 6) OBP: 0.205, SLG: 0.114			0-0 P4		0-0 G3		0-3 K		0-0 G4-3	4	0	0	0	0	1	0																
Inning Stats	R: 0 E: 0 K: 2 S: 8	H: 1 LOB: 1 BB: 0 P: 8	R: 0 E: 0 K: 0 S: 3	H: 0 LOB: 1 BB: 0 P: 4	R: 1 E: 0 K: 1 S: 7	H: 2 LOB: 1 BB: 0 P: 8	R: 0 E: 0 K: 2 S: 8	H: 1 LOB: 1 BB: 0 P: 8	R: 0 E: 1 K: 0 S: 3	H: 0 LOB: 0 BB: 0 P: 3	R: 4 E: 0 K: 3 S: 13	H: 4 LOB: 0 BB: 1 P: 14	R: 0 E: 0 K: 2 S: 7	H: 0 LOB: 0 BB: 0 P: 7	R: 0 E: 0 K: 1 S: 5	H: 0 LOB: 0 BB: 0 P: 5	1B: 6 2B: 1 3B: 0 HR: 1	SF: 0 SAC: 0 DP: 1 HBP: 1	WP: 0 PA: 37 PB: 0 SB: 2 CS: 0													
PITCHER	IP WLS BF H R ER SO BB IBB HBP BLK WP HR S P ERA WHIP																															
24 Ricky Romero, L (1, 1) ERA: 7.91	5.1	25	8	5	5	6	0	0	1	0	0	1	36	39	8.44	1.500																
57 Shawn Camp, R (6, 1) ERA: 1.59	0.2	2	0	0	0	2	0	0	0	0	0	0	6	6	0.00	0.000																
34 Marc Rzepczynski, L (7, 1) ERA: 3.77	1.0	W	4	0	0	2	1	0	0	0	0	0	7	11	0.00	1.000																
54 Jason Frasor, R (8, 1) ERA: 1.8	1.0	3	0	0	0	2	0	0	0	0	0	0	7	7	0.00	0.000																
49 Mike Hinckley, L (9, 1) ERA: 3.38	1.0	3	0	0	0	1	0	0	0	0	0	0	5	5	0.00	0.000																

Baltimore Orioles @ Toronto Blue Jays
Florida Auto Exchange Stadium, Dunedin, FL
Sun Mar 27 2011, 1:19 PM - 4:04 PM EDT
Att: 3,838 - Sunny - 83 F

AB 35
R 5
H 8
RBI 5
BB 1
SO 13
LOB 11



Batter	1	2	3	4	5	6	7	8	9	AB	R	H	RBI	BB	SO	LOB	BOTTOM															
11 Rajai Davis, R (1, 8) 18 Mike McCoy, R (7, FR) OBP: 0.419, SLG: 0.804 OBP: 0.367, SLG: 0.452	0-0 19 G5-4-3 2B		0-0 5 HR 2B		0-0 19 1B		0-0 5 G5-3 3B		0-0 5 2B 1B	5	3	5	0	0	0	0																
5 Yunel Escobar, R (1, 6) 68 Jonathan Diaz, R (7, FR) OBP: 0.469, SLG: 0.552 OBP: 0.250, SLG: 0.298	4-0 19 G5-4-3 BB		1-0 2B		0-0 F9		0-0 G5-3		0-0 1B	4	1	2	5	1	0	1																
19 José Bautista, R (1, 5) Manny Mayerson, R (6, 5) OBP: 0.426, SLG: 0.736	0-0 G5-4-3		0-0 G5-3		0-0 1B		0-0 1B		0-3 K	5	0	2	0	0	1	3																
26 Adam Lind, L (1, 3) 28 David Cooper, L (8, 3) OBP: 0.404, SLG: 0.519 OBP: 0.375, SLG: 0.488	0-0 1B		0-0 2B		0-0 P4		0-0 G5-3		0-0 1B	4	0	2	0	0	0	2																
2 Aaron Hill, R (1, 4) Chris Woodward, R (7, FR) OBP: 0.375, SLG: 0.533 OBP: 0.667, SLG: 0.667	0-0 F9		0-0 2B		0-0 1B		0-0 45 F8 20 1B		0-0 45 FC3-6 10 1B	4	0	3	0	0	0	1																
20 Juan Rivera, R (1, 9) Adam Loewen, L (7, FR) OBP: 0.400, SLG: 0.549 OBP: 0.438, SLG: 0.733		0-3 K		0-0 G5-3		0-0 45 F8 1B		0-0 45 FC3-6 1B	4	0	2	0	0	1	2																	
45 Travis Snider, L (1, 7) 62 Eric Thames, L (7, PR) OBP: 0.469 OBP: 0.309, SLG: 0.414		0-0 10 1B 9 WP		0-0 HBP		0-0 F8		0-0 FC3-6 10 S 9 SF9	3	1	1	0	0	0	4																	
10 Edwin Encarnación, R (1, 10) 14 Ryan Biddle, R (8, PH) (9, 10) OBP: 0.286, SLG: 0.508 OBP: 0.087, SLG: 0.045		0-0 1B		0-0 G4-3		0-0 K		0-0 11 1B 5 2B BB	3	1	1	0	1	1	5																	
9 J.P. Arencibia, R (1, 2) OBP: 0.286, SLG: 0.283	1-0 F7		0-0 L7		0-3 K		0-0 SF9			3	0	0	1	0	1	2																
Inning Stats	R: 1 E: 0 K: 0 S: 4	H: 2 LOB: 1 BB: 1 P: 8	R: 1 E: 0 K: 1 S: 6	H: 2 LOB: 0 BB: 0 P: 7	R: 2 E: 0 K: 0 S: 7	H: 4 LOB: 3 BB: 0 P: 9	R: 0 E: 0 K: 0 S: 5	H: 2 LOB: 2 BB: 0 P: 5	R: 0 E: 0 K: 2 S: 9	H: 2 LOB: 2 BB: 0 P: 9	R: 1 E: 0 K: 0 S: 4	H: 2 LOB: 0 BB: 0 P: 4	R: 4 E: 0 K: 1 S: 9	H: 4 LOB: 2 BB: 1 P: 13	R: 0 E: 0 K: 0 S: 5	H: 2 LOB: 2 BB: 0 P: 5	1B: 14 2B: 4 3B: 1 HR: 1	SF: 1 SAC: 0 DP: 1 HBP: 1	WP: 1 PA: 44 PB: 0 SB: 4 CS: 0													
PITCHER	IP WLS BF H R ER SO BB IBB HBP BLK WP HR S P ERA WHIP																															
46 Jeremy Guthrie, R (1, 1) Pat Egan, R (6, 1) ERA: 3.68	1.0	L	6	4	3	3	0	0	0	0	0	0	6	6	27.00	4.000																
57 Clay Rapada, L (7, 1) ERA: 5.78	0.2	3	0	0	0	0	1	0	0	0	0	0	2	6	0.00	1.500																
31 Mark Hendrickson, L (7, 1) ERA: 3.86	1.1	8	4	2	2	1	0	0	0	0	0	0	10	10	13.50	3.000																

Baltimore Orioles @ Toronto Blue Jays
Florida Auto Exchange Stadium, Dunedin, FL
Sun Mar 27 2011, 1:19 PM - 4:04 PM EDT
Att: 3,838 - Sunny - 83 F

AB 40
R 9
H 20
RBI 6
BB 2
SO 4
LOB 26



Batter	1	2	3	4	5	6	7	8	9	AB	R	H	RBI	BB	SO	LOB	TOP	
23 Mike Cameron, R (1, 10) OBP: 0.319, SLG: 0.341										4	0	1	1	0	1	0	Boston Red Sox @ Toronto Blue Jays Florida Auto Exchange Stadium, Dunedin, FL Mon Mar 28 2011, 1:19 PM - 3:37 PM EDT Att: 5,510 - Overcast - 73 F	
15 Dustin Pedroia, R (1, 4) OBP: 0.373, SLG: 0.519 95 Tony Thomas, R (6, 4)										3	0	1	0	0	0	2		
28 Adrián González, L (1, 3) OBP: 0.333, SLG: 0.456 96 Michael Almanzar, R (6, PR) (6, 3) (7, 5)										3	0	1	0	0	1	2		
12 Jed Lowrie, S (1, 6) OBP: 0.321, SLG: 0.333 95 Mitchell Dening, L (6, 7) OBP: 0.250, SLG: 0.250										3	0	0	0	0	1	2		
80 Nate Spears, L (1, 7) OBP: 0.386, SLG: 0.410 (6, 6)										3	1	2	0	0	1	0		
70 Drew Sutton, S (1, 5) OBP: 0.379, SLG: 0.559 Reynaldo Rodríguez, R (7, 3)										3	0	0	0	0	2	2		
95 Jeremy Hazelbaker, L (1, 9) OBP: 0.375, SLG: 0.667										3	1	1	2	0	1	0		
67 Peter Hissey, L (1, 8) OBP: 0.250, SLG: 0.250										3	1	1	0	0	1	0		
Christian Vázquez, R (1, 2) OBP: 0.250, SLG: 0.500 93 William Vazquez, R (8, 2)										3	0	1	0	0	1	0		
										0	0	0	0	0	0	0		
Inning Stats	R: 0 E: 0 K: 2 S: 8	H: 1 LOB: 1 BB: 0 P: 8	R: 0 E: 0 K: 2 S: 7	H: 1 LOB: 0 BB: 0 P: 7	R: 1 E: 0 K: 0 S: 5	H: 3 LOB: 1 BB: 0 P: 5	R: 0 E: 0 K: 1 S: 5	H: 0 LOB: 0 BB: 0 P: 5	R: 0 E: 0 K: 0 S: 3	H: 0 LOB: 0 BB: 0 P: 3	R: 0 E: 0 K: 1 S: 6	H: 1 LOB: 1 BB: 0 P: 6	R: 2 E: 0 K: 3 S: 11	H: 2 LOB: 0 BB: 0 P: 11	R: 0 E: 0 K: 0 S: 4	H: 1 LOB: 1 BB: 0 P: 4	1B: 6 SF: 0 2B: 2 SAC: 0 3B: 0 DP: 1 HR: 1 HBP: 0	WP: 0 PA: 31 SB: 0 CS: 1
PITCHER	IP WLS BF H R ER SO BB IBB HBP BLK WP HR S P ERA WHIP																	
4 Kyle Drabek, R (1, 1) ERA: 2.81	5.0	18	5	1	1	5	0	0	0	0	0	0	0	28	28	1.80	1.000	
Frank Gailey, L (6, 1) ERA: 2.08	1.0	4	1	0	0	1	0	0	0	0	0	0	0	6	6	0.00	1.000	
33 Carlos Villanueva, R (7, 1) ERA: 2.08	1.0	5	2	2	2	3	0	0	0	0	0	0	1	11	11	18.00	2.000	
44 Casey Janssen, R (8, 1) ERA: 1.74	1.0	4	1	0	0	0	0	0	0	0	0	0	0	4	4	0.00	1.000	

Batter	1	2	3	4	5	6	7	8	9	AB	R	H	RBI	BB	SO	LOB	BOTTOM	
11 Rajai Davis, R (1, 8) OBP: 0.406, SLG: 0.776 79 Kenny Wilson, R (5, 8) OBP: 0.500, SLG: 0.500										2	0	0	0	0	0	0	Boston Red Sox @ Toronto Blue Jays Florida Auto Exchange Stadium, Dunedin, FL Mon Mar 28 2011, 1:19 PM - 3:37 PM EDT Att: 5,510 - Overcast - 73 F	
5 Yonel Escobar, R (1, 6) OBP: 0.455, SLG: 0.533 68 Jonathan Diaz, R (5, 6) OBP: 0.265, SLG: 0.313										2	0	0	0	0	0	0		
19 José Bautista, R (1, 5) OBP: 0.413, SLG: 0.709 6 John McDonald, R (5, 5) OBP: 0.333, SLG: 0.406										2	0	0	0	0	1	0		
26 Adam Lind, L (1, 10) OBP: 0.407, SLG: 0.519 9 J.P. Arencibia, R (6, PH) OBP: 0.291, SLG: 0.278 (7, 10)										2	1	1	0	0	1	0		
2 Aaron Hill, R (1, 4) OBP: 0.444, SLG: 0.706 18 Mike McCoy, R (4, PR) OBP: 0.360, SLG: 0.442 (5, 4)										2	0	2	1	0	0	0		
20 Juan Rivera, R (1, 9) OBP: 0.404, SLG: 0.547 Adam Loewen, L (4, PR) OBP: 0.412, SLG: 0.688 (5, 9)										2	0	1	1	0	0	1		
45 Travis Snider, L (1, 7) OBP: 0.370, SLG: 0.451 Brad Glenn, R (5, 7) OBP: 1.000, SLG: 1.000										1	0	1	0	0	0	0		
10 Edwin Encarnación, R (1, 3) OBP: 0.277, SLG: 0.462 Chris Woodward, R (6, 3) OBP: 0.500, SLG: 0.500										2	0	0	0	0	0	1		
8 José Molina, R (1, 2) OBP: 0.357, SLG: 0.480 14 Ryan Budde, R (6, 2) OBP: 0.087, SLG: 0.045										2	0	0	0	0	0	0		
										1	0	0	0	0	0	0		
Inning Stats	R: 0 E: 0 K: 1 S: 5	H: 0 LOB: 0 BB: 0 P: 5	R: 1 E: 0 K: 0 S: 5	H: 2 LOB: 1 BB: 0 P: 5	R: 0 E: 0 K: 0 S: 3	H: 0 LOB: 0 BB: 0 P: 3	R: 1 E: 0 K: 1 S: 7	H: 2 LOB: 2 BB: 0 P: 7	R: 0 E: 0 K: 1 S: 5	H: 0 LOB: 0 BB: 0 P: 5	R: 0 E: 0 K: 2 S: 8	H: 1 LOB: 1 BB: 0 P: 8	R: 0 E: 0 K: 0 S: 4	H: 1 LOB: 0 BB: 0 P: 4	R: 0 E: 0 K: 0 S: 0	H: 0 LOB: 0 BB: 0 P: 0	1B: 4 SF: 0 2B: 2 SAC: 0 3B: 0 DP: 0 HR: 0 HBP: 0	WP: 0 PA: 28 SB: 0 CS: 1
PITCHER	IP WLS BF H R ER SO BB IBB HBP BLK WP HR S P ERA WHIP																	
46 Tony Pena Jr., R (1, 1) ERA: 4.05	3.0	11	2	1	1	1	0	0	0	0	0	0	0	13	13	3.00	0.667	
95 Eamonn Portice, R (4, 1) ERA: 3.38	2.0	8	2	1	1	2	0	0	0	0	0	0	0	12	12	4.50	1.000	
98 Seth Garrison, R (6, 1) ERA:	2.0	W 8	2	0	0	2	0	0	0	0	0	0	0	12	12	0.00	1.000	

Batter	1	2	3	4	5	6	7	8	9	AB	R	H	RBI	BB	SO	LOB	TOP			
2 Denard Span, L (1,8) OBP: 0.500, SLG: 0.429										3	0	1	0	1	1	0	Minnesota Twins @ Toronto Blue Jays Rogers Centre, Toronto, ON Sat Apr 02 2011, 1:09 PM - 3:38 PM EDT Att: 27,194 - Roof Closed - 68 F			
1 Tsuyoshi Nishioka, S (1,4) OBP: 0.250, SLG: 0.143										3	1	0	0	1	2	2				
7 Joe Mauer, L (1,2) OBP: 0.250, SLG: 0.143										3	0	0	0	1	0	2				
33 Justin Morneau, L (1,3)										2	0	0	1	1	1	1				
21 Delmon Young, R (1,7) OBP: 0.143, SLG: 0.143										3	0	0	0	0	1	1				
25 Jim Thome, L (1,10)										3	0	0	0	0	2	0				
5 Michael Cuddyer, R (1,9) OBP: 0.143, SLG: 0.143										3	0	0	0	0	0	0				
22 Danny Valencia, R (1,5)										3	0	0	0	0	0	0				
12 Alexi Casilla, S (1,6) OBP: 0.200, SLG: 0.400										2	0	0	0	0	0	0				
16 Jason Kubel, L (8,PH) OBP: 0.200, SLG: 0.200										1	0	0	0	0	0	0				
20 Matt Tolbert, S (8,6)										0	0	0	0	0	0	0				
Inning Stats	R: 0 E: 0 K: 3 S: 11	H: 0 LOB: 1 BB: 1 P: 18	R: 0 E: 0 K: 0 S: 4	H: 0 LOB: 0 BB: 0 P: 6	R: 0 E: 0 K: 0 S: 9	H: 0 LOB: 0 BB: 0 P: 15	R: 1 E: 0 K: 1 S: 9	H: 0 LOB: 0 BB: 1 P: 19	R: 0 E: 0 K: 1 S: 6	H: 1 LOB: 1 BB: 0 P: 12	R: 0 E: 0 K: 1 S: 7	H: 0 LOB: 0 BB: 1 P: 17	R: 0 E: 0 K: 0 S: 5	H: 0 LOB: 0 BB: 0 P: 7	R: 0 E: 0 K: 0 S: 4	H: 0 LOB: 0 BB: 1 P: 9	1B: 1 2B: 0 3B: 0 HR: 0	SF: 0 SAC: 0 DP: 2 HBP: 0	WP: 0 PB: 0 SB: 1 CS: 0	PA: 30
PITCHER	IP WLS BF H R ER SO BB IBB HBP BLK WP HR S P ERA WHIP	IP WLS BF H R ER SO BB IBB HBP BLK WP HR S P ERA WHIP	IP WLS BF H R ER SO BB IBB HBP BLK WP HR S P ERA WHIP	IP WLS BF H R ER SO BB IBB HBP BLK WP HR S P ERA WHIP	IP WLS BF H R ER SO BB IBB HBP BLK WP HR S P ERA WHIP	IP WLS BF H R ER SO BB IBB HBP BLK WP HR S P ERA WHIP	IP WLS BF H R ER SO BB IBB HBP BLK WP HR S P ERA WHIP	IP WLS BF H R ER SO BB IBB HBP BLK WP HR S P ERA WHIP	IP WLS BF H R ER SO BB IBB HBP BLK WP HR S P ERA WHIP	IP WLS BF H R ER SO BB IBB HBP BLK WP HR S P ERA WHIP	IP WLS BF H R ER SO BB IBB HBP BLK WP HR S P ERA WHIP	IP WLS BF H R ER SO BB IBB HBP BLK WP HR S P ERA WHIP	IP WLS BF H R ER SO BB IBB HBP BLK WP HR S P ERA WHIP	IP WLS BF H R ER SO BB IBB HBP BLK WP HR S P ERA WHIP	IP WLS BF H R ER SO BB IBB HBP BLK WP HR S P ERA WHIP	IP WLS BF H R ER SO BB IBB HBP BLK WP HR S P ERA WHIP	IP WLS BF H R ER SO BB IBB HBP BLK WP HR S P ERA WHIP			

AB	26
R	1
H	1
RBI	1
BB	4
SO	7
LOB	6



Batter	1	2	3	4	5	6	7	8	9	AB	R	H	RBI	BB	SO	LOB	BOTTOM			
5 Yunel Escobar, R (1,6) OBP: 0.400, SLG: 0.556										5	0	2	0	0	1	3	Minnesota Twins @ Toronto Blue Jays Rogers Centre, Toronto, ON Sat Apr 02 2011, 1:09 PM - 3:38 PM EDT Att: 27,194 - Roof Closed - 68 F			
2 Aaron Hill, R (1,4) OBP: 0.222, SLG: 0.429										4	0	1	1	0	1	1				
19 José Bautista, R (1,9) OBP: 0.600, SLG: 0.857										3	1	0	0	2	1	3				
26 Adam Lind, L (1,3) OBP: 0.400, SLG: 0.667										5	1	1	0	0	2	4				
10 Edwin Encarnación, R (1,10) OBP: 0.222, SLG: 0.250										4	1	1	1	0	0	0				
28 Jayson Nix, R (1,5) OBP: 0.750, SLG: 2.000										2	1	1	1	2	0	2				
20 Juan Rivera, R (1,7)										1	0	0	0	1	0	1				
45 Travis Snider, L (5,PH) OBP: 0.500, SLG: 0.500										2	0	1	2	0	0	1				
8 José Molina, R (1,2) OBP: 0.750, SLG: 1.667										3	2	2	1	1	0	1				
18 Mike McCoy, R (1,8) OBP: 0.500, SLG: 0.500										4	0	2	0	0	0	2				
Inning Stats	R: 0 E: 0 K: 0 S: 4	H: 0 LOB: 0 BB: 0 P: 9	R: 0 E: 0 K: 1 S: 12	H: 0 LOB: 1 BB: 1 P: 24	R: 1 E: 0 K: 1 S: 13	H: 2 LOB: 1 BB: 1 P: 22	R: 1 E: 0 K: 1 S: 9	H: 1 LOB: 2 BB: 2 P: 20	R: 3 E: 0 K: 0 S: 15	H: 3 LOB: 1 BB: 1 P: 29	R: 0 E: 0 K: 1 S: 7	H: 2 LOB: 1 BB: 0 P: 9	R: 0 E: 0 K: 1 S: 9	H: 0 LOB: 1 BB: 1 P: 14	R: 1 E: 0 K: 0 S: 12	H: 3 LOB: 2 BB: 0 P: 19	1B: 7 2B: 1 3B: 1 HR: 2	SF: 1 SAC: 0 DP: 1 HBP: 0	WP: 1 PB: 0 SB: 0 CS: 0	PA: 40
PITCHER	IP WLS BF H R ER SO BB IBB HBP BLK WP HR S P ERA WHIP	IP WLS BF H R ER SO BB IBB HBP BLK WP HR S P ERA WHIP	IP WLS BF H R ER SO BB IBB HBP BLK WP HR S P ERA WHIP	IP WLS BF H R ER SO BB IBB HBP BLK WP HR S P ERA WHIP	IP WLS BF H R ER SO BB IBB HBP BLK WP HR S P ERA WHIP	IP WLS BF H R ER SO BB IBB HBP BLK WP HR S P ERA WHIP	IP WLS BF H R ER SO BB IBB HBP BLK WP HR S P ERA WHIP	IP WLS BF H R ER SO BB IBB HBP BLK WP HR S P ERA WHIP	IP WLS BF H R ER SO BB IBB HBP BLK WP HR S P ERA WHIP	IP WLS BF H R ER SO BB IBB HBP BLK WP HR S P ERA WHIP	IP WLS BF H R ER SO BB IBB HBP BLK WP HR S P ERA WHIP	IP WLS BF H R ER SO BB IBB HBP BLK WP HR S P ERA WHIP	IP WLS BF H R ER SO BB IBB HBP BLK WP HR S P ERA WHIP	IP WLS BF H R ER SO BB IBB HBP BLK WP HR S P ERA WHIP	IP WLS BF H R ER SO BB IBB HBP BLK WP HR S P ERA WHIP	IP WLS BF H R ER SO BB IBB HBP BLK WP HR S P ERA WHIP	IP WLS BF H R ER SO BB IBB HBP BLK WP HR S P ERA WHIP			

AB	33
R	6
H	11
RBI	6
BB	6
SO	5
LOB	18



Batter	1	2	3	4	5	6	7	8	9	AB	R	H	RBI	BB	SO	LOB	TOP										
4 Coco Crisp, S OBP: 0.364, SLG: 0.619	G3-1		L5				G5-3			4	1	1	0	0	0	2	Oakland Athletics @ Toronto Blue Jays Rogers Centre, Toronto, ON Wed Apr 06 2011, 7:10 PM - 9:26 PM EDT Att: 11,684 - Roof Closed - 68 F										
10 Danic Barton, L OBP: 0.394, SLG: 0.333	F9		CS					P3		3	1	1	1	1	0	0											
12 David DeJesus, L OBP: 0.273, SLG: 0.250	G1-3							K		4	1	1	0	0	1	1											
16 Josh Willingham, R OBP: 0.250, SLG: 0.632		G6-3						K		4	0	0	0	0	2	2											
55 Hideki Matsui, L OBP: 0.200, SLG: 0.333		K						K		4	0	1	2	0	3	0											
8 Kurt Suzuki, R OBP: 0.316, SLG: 0.313								K		3	0	0	0	1	1	1											
14 Mark Ellis, R OBP: 0.250, SLG: 0.263								F9		4	0	0	0	0	1	2											
21 Andy LaRoche, R OBP: 0.500, SLG: 0.667								F9		3	0	1	0	0	1	0											
2 Cliff Pennington, S OBP: 0.182, SLG: 0.182										2	0	1	0	0	1	0											
5 Kevin Kouzmanoff, R OBP: 0.235, SLG: 0.315										1	0	0	0	0	0	1											
Inning Stats	R: 0 E: 0 K: 0 S: 7	H: 0 LOB: 0 BB: 0 P: 12	R: 0 E: 0 K: 2 S: 8	H: 0 LOB: 1 BB: 1 P: 15	R: 0 E: 0 K: 1 S: 8	H: 1 LOB: 0 BB: 0 P: 15	R: 2 E: 0 K: 0 S: 14	H: 2 LOB: 1 BB: 1 P: 23	R: 1 E: 0 K: 3 S: 11	H: 2 LOB: 1 BB: 0 P: 15	R: 0 E: 0 K: 3 S: 9	H: 0 LOB: 0 BB: 0 P: 12	R: 0 E: 0 K: 0 S: 12	H: 1 LOB: 1 BB: 0 P: 20	R: 0 E: 0 K: 2 S: 7	H: 0 LOB: 0 BB: 0 P: 10	R: 0 E: 0 K: 1 S: 9	H: 0 LOB: 0 BB: 0 P: 10	1B: 3 2B: 2 3B: 1 HR: 0	SF: 0 SAC: 0 DP: 0 HBP: 0	WP: 1 PB: 0 SB: 0 CS: 1	PA: 35					
PITCHER	IP	WLS	BF	H	R	ER	SO	BB	IBB	HBP	BLK	WP	HR	S	P	ERA	WHIP										
51 Jesse Litsch, R ERA: 4.26	6.1	W	26	6	3	3	7	2	0	0	0	0	0	61	100	4.26	1.263										
34 Maro Rzepczynski, L ERA:	2.0	H	6	0	0	0	3	0	0	0	0	1	0	18	27	0.00	0.000										
60 Jon Rauch, R ERA: 3.38	0.2	S	2	0	0	0	0	0	0	0	0	0	0	6	7	0.00	0.000										

AB	32
R	3
H	6
RBI	3
BB	2
SO	10
LOB	9



Batter	1	2	3	4	5	6	7	8	9	AB	R	H	RBI	BB	SO	LOB	BOTTOM										
11 Rajai Davis, R OBP: 0.286, SLG: 0.357			L8				P3			4	0	1	0	0	1	0	Oakland Athletics @ Toronto Blue Jays Rogers Centre, Toronto, ON Wed Apr 06 2011, 7:10 PM - 9:26 PM EDT Att: 11,684 - Roof Closed - 68 F										
5 Yunel Escobar, R OBP: 0.500, SLG: 0.842										3	1	3	0	0	0	0											
6 John McDonald, R OBP: 0.500, SLG: 1.000										1	1	1	0	0	0	0											
26 Adam Lind, L OBP: 0.391, SLG: 0.619										4	0	2	1	0	0	2											
2 Aaron Hill, R OBP: 0.190, SLG: 0.263										4	0	1	1	0	0	2											
20 Juan Rivera, R OBP: 0.316, SLG: 0.071										3	1	0	0	1	1	3											
10 Edwin Encarnación, R OBP: 0.150, SLG: 0.250										4	1	1	0	0	0	2											
45 Travis Snider, L OBP: 0.353, SLG: 0.533										3	1	1	3	0	1	0											
9 J.P. Arencibia, R OBP: 0.455, SLG: 1.200										3	0	1	0	0	0	0											
18 Mike McCoy, R OBP: 0.455, SLG: 0.500										3	0	0	0	0	1	0											
Inning Stats	R: 1 E: 0 K: 0 S: 9	H: 3 LOB: 1 BB: 0 P: 14	R: 0 E: 0 K: 0 S: 9	H: 1 LOB: 0 BB: 0 P: 11	R: 0 E: 0 K: 0 S: 6	H: 1 LOB: 1 BB: 0 P: 8	R: 3 E: 0 K: 1 S: 15	H: 2 LOB: 0 BB: 1 P: 25	R: 0 E: 0 K: 0 S: 9	H: 0 LOB: 0 BB: 0 P: 10	R: 0 E: 0 K: 1 S: 8	H: 0 LOB: 0 BB: 0 P: 9	R: 0 E: 0 K: 1 S: 7	H: 0 LOB: 0 BB: 0 P: 10	R: 1 E: 0 K: 1 S: 8	H: 3 LOB: 1 BB: 0 P: 11	R: 0 E: 0 K: 1 S: 8	H: 0 LOB: 0 BB: 0 P: 11	1B: 7 2B: 2 3B: 1 HR: 1	SF: 0 SAC: 0 DP: 1 HBP: 0	WP: 0 PB: 0 SB: 0 CS: 1	PA: 33					
PITCHER	IP	WLS	BF	H	R	ER	SO	BB	IBB	HBP	BLK	WP	HR	S	P	ERA	WHIP										
51 Dallas Braden, L ERA: 6.43	7.0	L	30	10	5	5	3	1	0	0	0	0	1	65	89	6.43	1.571										
31 Brad Ziegler, R ERA:	1.0		3	1	0	0	1	0	0	0	0	0	0	6	9	0.00	1.000										

AB	32
R	5
H	11
RBI	5
BB	1
SO	4
LOB	9



Batter	1	2	3	4	5	6	7	8	9	AB	R	H	RBI	BB	SO	LOB	TOP										
4 Coco Crisp, S (1, 8) OBP: 0.308, SLG: 0.520										4	1	0	0	0	3	1	Oakland Athletics @ Toronto Blue Jays Rogers Centre, Toronto, ON Thu Apr 07 2011, 12:39 PM - 3:11 PM EDT Att: 19,528 - Roof Closed - 68 F										
10 Danic Barton, L (1, 3) OBP: 0.385, SLG: 0.381										3	0	1	0	1	1	2											
28 Conor Jackson, R (1, 9) OBP: 0.400, SLG: 0.444										4	0	1	1	0	0	2											
16 Josh Willingham, R (1, 7) OBP: 0.250, SLG: 0.545										3	0	0	0	0	2	1											
5 Kevin Kouzmanoff, R (1, 5) OBP: 0.190, SLG: 0.250										4	0	0	0	0	1	2											
55 Hideki Matsui, L (1, 10) 15 Ryan Sweeney, L (9, PR) OBP: 0.283, SLG: 0.333										3	0	1	0	1	0	0											
8 Kurt Suzuki, R (1, 2) OBP: 0.304, SLG: 0.350										4	0	1	0	0	1	2											
21 Andy LaRoche, R (1, 4) 14 Mark Ellis, R (9, PR) OBP: 0.444, SLG: 0.667										3	1	1	0	0	0	1											
2 Cliff Pennington, S (1, 6) OBP: 0.214, SLG: 0.214										3	0	1	0	0	0	2											
Inning Stats	R: 0 E: 0 K: 1 S: 7	H: 0 LOB: 0 BB: 1 P: 11	R: 0 E: 0 K: 1 S: 7	H: 0 LOB: 1 BB: 1 P: 15	R: 0 E: 0 K: 0 S: 9	H: 1 LOB: 1 BB: 0 P: 11	R: 0 E: 0 K: 0 S: 5	H: 0 LOB: 0 BB: 0 P: 11	R: 0 E: 0 K: 2 S: 11	H: 1 LOB: 1 BB: 0 P: 17	R: 0 E: 0 K: 1 S: 10	H: 0 LOB: 0 BB: 0 P: 15	R: 2 E: 0 K: 2 S: 18	H: 2 LOB: 2 BB: 0 P: 27	R: 0 E: 0 K: 1 S: 10	H: 2 LOB: 1 BB: 0 P: 14		1B: 4 2B: 3 HR: 0	SF: 0 SAC: 1 HBP: 1	WP: 1 PB: 0 SB: 2 CS: 0	PA: 36						
PITCHER	IP	WLS	BF	H	R	ER	SO	BB	IBB	HBP	BLK	WP	HR	S	P	ERA	WHIP										
24 Ricky Romero, L (1, 1) ERA: 1.32	7.1		27	4	1	1	5	2	0	0	0	0	0	59	93	1.23	0.818										
54 Jason Frasor, R (8, 1) ERA: 5.4	0.1	L	4	1	1	1	2	0	0	1	0	1	0	12	20	27.00	3.000										
57 Shawn Camp, R (8, 1) ERA:	0.1		1	0	0	0	0	0	0	0	0	0	0	3	3	0.00	0.000										
25 David Purcey, L (9, 1) ERA:	0.1		2	1	0	0	1	0	0	0	0	0	0	7	9	0.00	3.000										
44 Casey Janssen, R (9, 1) ERA:	0.2		2	1	0	0	0	0	0	0	0	0	0	3	5	0.00	1.500										

AB	32
R	2
H	7
RBI	1
BB	2
SO	8
LOB	13



Batter	1	2	3	4	5	6	7	8	9	AB	R	H	RBI	BB	SO	LOB	BOTTOM										
11 Rajai Davis, R (1, 8) OBP: 0.222, SLG: 0.278										4	0	0	0	0	2	1	Oakland Athletics @ Toronto Blue Jays Rogers Centre, Toronto, ON Thu Apr 07 2011, 12:39 PM - 3:11 PM EDT Att: 19,528 - Roof Closed - 68 F										
28 Jason Nix, R (1, 5) OBP: 0.417, SLG: 0.600										4	0	1	1	0	1	0											
26 Adam Lind, L (1, 3) 18 Mike McCoy, R (9, PR) OBP: 0.370, SLG: 0.560										4	0	1	0	0	0	1											
2 Aaron Hill, R (1, 4) OBP: 0.200, SLG: 0.261										4	0	1	0	0	1	1											
20 Juan Rivera, R (1, 9) OBP: 0.273, SLG: 0.059										3	0	0	0	0	0	1											
10 Edwin Encarnación, R (1, 10) OBP: 0.167, SLG: 0.217										3	0	0	0	0	1	1											
45 Travis Snider, L (1, 7) OBP: 0.300, SLG: 0.444										3	0	0	0	0	1	1											
9 J.P. Arencibia, R (1, 2) OBP: 0.429, SLG: 1.077										3	1	1	0	0	0	0											
6 John McDonald, R (1, 6) OBP: 0.200, SLG: 0.250										3	0	0	0	0	2	1											
Inning Stats	R: 0 E: 0 K: 1 S: 6	H: 0 LOB: 0 BB: 0 P: 11	R: 0 E: 0 K: 1 S: 10	H: 1 LOB: 1 BB: 0 P: 14	R: 0 E: 0 K: 1 S: 6	H: 0 LOB: 0 BB: 0 P: 11	R: 0 E: 0 K: 0 S: 9	H: 0 LOB: 0 BB: 0 P: 11	R: 0 E: 0 K: 1 S: 9	H: 0 LOB: 0 BB: 0 P: 15	R: 1 E: 0 K: 2 S: 13	H: 2 LOB: 1 BB: 0 P: 20	R: 0 E: 0 K: 1 S: 6	H: 0 LOB: 0 BB: 0 P: 7	R: 0 E: 0 K: 0 S: 9	H: 0 LOB: 0 BB: 0 P: 16		R: 0 E: 0 K: 1 S: 7	H: 1 LOB: 1 BB: 0 P: 10	1B: 3 2B: 1 HR: 0	SF: 0 SAC: 0 HBP: 0	WP: 1 PB: 0 SB: 2 CS: 0	PA: 31				
PITCHER	IP	WLS	BF	H	R	ER	SO	BB	IBB	HBP	BLK	WP	HR	S	P	ERA	WHIP										
53 Trevor Cahill, R (1, 1) ERA: 1.42	1.0	S	4	1	0	0	1	0	0	0	0	0	0	7	10	0.00	1.000										
57 Brian Fuentes, L (9, 1) ERA: 9.0																											

AB	31
R	1
H	4
RBI	1
BB	0
SO	8
LOB	7



Batter	1	2	3	4	5	6	7	8	9	10	11	12	13	14	AB	R	H	RBI	BB	SO	LOB	TOP				
11 Rajai Davis, R OBP: 0.167, SLG: 0.200	G4-3		E6 19 3B	2 1B		F7		P4		K		B5-3		P5	8	1	1	2	0	1	6					
2 Aaron Hill, R OBP: 0.216, SLG: 0.235	F9		F6	19 1B		F8			G6-3	P2				K	7	0	1	1	1	1	5					
19 José Bautista, R OBP: 0.577, SLG: 0.737				20 FC6-4				26 WP		E5 20 B				F8	4	0	2	0	3	0	3					
26 Adam Lind, L OBP: 0.342, SLG: 0.514	PO		SF7			G4-3		K		F7		G1-3			6	1	2	1	0	1	3					
20 Juan Rivera, R OBP: 0.290, SLG: 0.154			K			P4		G6-3							5	0	1	0	0	1	4					
18 Mike McCoy, R OBP: 0.417, SLG: 0.455			FC6-4												1	0	0	0	0	1	1					
5 Yuliel Escobar, R OBP: 0.522, SLG: 0.842															0	0	0	0	1	0	0					
9 J.P. Arencibia, R OBP: 0.429, SLG: 1.000			K			K								K	6	0	2	0	1	2	5					
45 Travis Snider, L OBP: 0.290, SLG: 0.308			G6-3			L7		F9							5	0	0	1	1	0	6					
10 Edwin Encarnación, R OBP: 0.191, SLG: 0.200			G6-3												7	1	1	0	0	1	5					
28 Jayson Nix, R OBP: 0.376, SLG: 0.714															0	0	0	0	0	0	0					
6 John McDonald, R OBP: 0.467, SLG: 0.500															5	2	3	0	2	0	0					
Inning Stats	R: 0 E: 0 K: 0 S: 12	H: 1 LOB: 0 BB: 0 P: 19	R: 1 E: 0 K: 1 S: 8	H: 2 LOB: 1 BB: 0 P: 11	R: 1 E: 1 K: 0 S: 9	H: 1 LOB: 2 BB: 1 P: 13	R: 3 E: 0 K: 1 S: 12	H: 5 LOB: 2 BB: 0 P: 20	R: 0 E: 0 K: 0 S: 7	H: 1 LOB: 1 BB: 0 P: 11	R: 0 E: 0 K: 0 S: 12	H: 0 LOB: 2 BB: 2 P: 14	R: 0 E: 0 K: 0 S: 11	H: 0 LOB: 2 BB: 1 P: 25	R: 0 E: 0 K: 1 S: 5	H: 1 LOB: 2 BB: 1 P: 21	R: 0 E: 0 K: 1 S: 12	H: 0 LOB: 1 BB: 1 P: 20	R: 0 E: 0 K: 1 S: 10	H: 1 LOB: 2 BB: 3 P: 36	R: 0 E: 0 K: 1 S: 11	H: 0 LOB: 0 BB: 0 P: 13	1B: 10 2B: 2 3B: 1 HR: 0	SF: 1 SAC: 0 DP: 0 HBP: 1	WP: 2 PB: 0 SB: 2 CS: 1	PA: 66
PITCHER	IP	WLS	BF	H	R	ER	SO	BB	IBB	HBP	BLK	WP	HR	S	P	ERA	WHIP									
32 Matt Palmer, R ERA: 7.71	4.2		24	10	5	4	2					0	4	6	70	7.71	2.937									
63 Rich Thompson, R ERA: 1.93	1.1		5	1	0	0	0	0	0	0	0	0	0	14	18	0.00	0.750									
40 Kevin Jepsen, R ERA: 4.01	0.2		3	0	0	0	1	1	0	0	0	1	0	8	15	0.00	1.500									
21 Hisanori Takahashi, L ERA: 9.00	0.1		2	0	0	0	0	0	1	0	0	0	0	3	10	0.00	0.000									
56 Fernando Rodney, R ERA: 5.4	1.0		3	0	0	0	0	0	0	0	0	0	0	5	6	0.00	0.000									
PITCHER	IP	WLS	BF	H	R	ER	SO	BB	IBB	HBP	BLK	WP	HR	S	P	ERA	WHIP									
51 Jordan Walden, R ERA: 1.00	1.0		1	0	0	0	0	0	0	0	0	0	0	14	25	0.00	1.000									
58 Michael Kohn, R ERA: 4.01	1.2		8	0	0	0	2	2	0	1	0	0	0	25	38	0.00	1.200									
17 Jason Bulger, R ERA: 1.15	2.1		12	1	0	0	2	4	0	0	0	0	0	32	55	0.00	2.143									
24 Dan Haren, R ERA: 1.15	1.0	W	3	0	0	0	1	0	0	0	0	0	0	11	13	0.00	0.000									
Batter	1	2	3	4	5	6	7	8	9	10	11	12	13	14	AB	R	H	RBI <td>BB</td> <td>SO</td> <td>LOB</td> <td>BOTTOM</td>	BB	SO	LOB	BOTTOM				
13 Maicer Izturis, S OBP: 0.395, SLG: 0.528	G4-3		G4-3			K				K					7	1	3	2	0	2	2					
47 Howie Kendrick, R OBP: 0.487, SLG: 0.853			G6-3			G6-4-3				G1-6-3					6	1	2	1	0	0	3					
53 Bobby Abreu, L OBP: 0.513, SLG: 0.516						F7									6	1	3	1	0	1	1					
48 Torii Hunter, R OBP: 0.350, SLG: 0.474			G6-4-3												6	0	3	0	0	1	2					
10 Vernon Wells, R OBP: 0.179, SLG: 0.139															5	0	1	1	1	1	5					
6 Alberto Callaspo, S OBP: 0.482, SLG: 0.667			G4-6-3			G3				P4					4	1	1	0	2	0	1					
44 Mark Trumbo, R OBP: 0.278, SLG: 0.379															4	0	1	0	0	2	0					
16 Hank Conger, L OBP: 0.222, SLG: 0.556			K2-3							F9					1	0	0	0	0	0	3					
3 Brandon Wood, R ERA: 12.3															1	0	0	0	0	1	0					
5 Jeff Mathis, R OBP: 0.217, SLG: 0.478															6	1	1	0	0	4	5					
25 Peter Bourjos, R OBP: 0.300, SLG: 0.289															3	1	1	1	1	1	0					
Inning Stats	R: 1 E: 0 K: 0 S: 9	H: 2 LOB: 0 BB: 0 P: 12	R: 0 E: 0 K: 1 S: 5	H: 0 LOB: 1 BB: 1 P: 12	R: 3 E: 1 K: 0 S: 18	H: 5 LOB: 2 BB: 0 P: 26	R: 1 E: 0 K: 1 S: 13	H: 2 LOB: 1 BB: 0 P: 18	R: 0 E: 0 K: 0 S: 9	H: 1 LOB: 1 BB: 0 P: 13	R: 0 E: 0 K: 2 S: 8	H: 0 LOB: 0 BB: 0 P: 12	R: 0 E: 0 K: 0 S: 11	H: 0 LOB: 0 BB: 0 P: 7	R: 0 E: 0 K: 2 S: 18	H: 1 LOB: 3 BB: 1 P: 29	R: 0 E: 0 K: 0 S: 6	H: 2 LOB: 1 BB: 1 P: 10	R: 1 E: 0 K: 2 S: 14	H: 2 LOB: 1 BB: 0 P: 17	1B: 13 2B: 3 3B: 0 HR: 1	SF: 1 SAC: 1 DP: 5 HBP: 0	WP: 0 PB: 0 SB: 0 CS: 1	PA: 56		
PITCHER	IP	WLS	BF	H	R	ER	SO	BB	IBB	HBP	BLK	WP	HR	S	P	ERA	WHIP									
27 Brett Cecil, L ERA: 7.2	5.0		23	10	5	5	3					0	5	81	9.00	2.200										
33 Carlos Villanueva, R ERA: 8.1	2.0		6	0	0	0	3	1	0	0	0	0	0	16	27	0.00	0.500									
34 Marc Rzepczynski, L ERA: 8.1	2.0		6	0	0	0	1	0	0	0	0	0	0	11	18	0.00	0.000									
54 Jason Frasier, R ERA: 4.15	1.0		4	0	0	0	2	0	0	0	0	0	0	15	20	0.00	0.000									
29 Octavio Dotel, R ERA: 11.1	1.0		5	1	0	0	2	0	1	0	0	0	0	13	21	0.00	1.000									
PITCHER	IP	WLS	BF	H	R	ER	SO	BB	IBB	HBP	BLK	WP	HR	S	P	ERA	WHIP									
57 Shawn Camp, R ERA: 12.1	2.0		7	3	0	0	0	0	0	0	0	0	0	13	19	0.00	1.500									
60 Jon Rauch, R ERA: 4.15	0.2	L	4	2	1	1	2	0	0	0	0	0	0	14	17	13.50	3.000									

Toronto Blue Jays @ Los Angeles Angels
Angel Stadium of Anaheim, Anaheim, CA
Sat Apr 09 2011, 6:09 PM - 11:10 PM PDT
Att: 43,513 - Cloudy - 56 F

AB: 54
R: 5
H: 13
RBI: 5
BB: 9
SO: 8
LOB: 38



Toronto Blue Jays @ Los Angeles Angels
Angel Stadium of Anaheim, Anaheim, CA
Sat Apr 09 2011, 6:09 PM - 11:10 PM PDT
Att: 43,513 - Cloudy - 56 F

AB: 49
R: 6
H: 16
RBI: 6
BB: 4
SO: 13
LOB: 22



Batter	1	2	3	4	5	6	7	8	9	AB	R	H	RBI	BB	SO	LOB	TOP				
5 Yuliel Escobar, R OBP: 0.500, SLG: 0.667	L5		G4-3		FC1-6-4			BB		3	1	0	0	1	0	1	Toronto Blue Jays @ Seattle Mariners Safeco Field, Seattle, WA Tue Apr 12 2011, 7:12 PM - 9:30 PM PDT Att: 15,500 - Cloudy - 54 F				
16 Corey Patterson, L OBP: 0.444, SLG: 0.778	P5				1B		G5-3	1B		4	0	2	2	0	0	0					
19 José Bautista, R OBP: 0.538, SLG: 0.586	K				1B		F7	P3-2		4	0	1	0	0	1	1					
26 Adam Lind, L OBP: 0.255, SLG: 0.375	L6				K		P2	F8		4	0	0	0	0	1	2					
2 Aaron Hill, R OBP: 0.180, SLG: 0.213	K				F9		P4	P3		4	0	0	0	0	1	2					
9 J.P. Arencibia, R OBP: 0.400, SLG: 0.778					K		K	K		3	0	0	0	1	3	2					
45 Travis Snider, L OBP: 0.256, SLG: 0.243	F9						K			3	0	0	0	0	1	1					
10 Edwin Encarnación, R OBP: 0.263, SLG: 0.324					P5			BB		3	1	2	0	0	0	0					
28 Jayson Nix, R OBP: 0.346, SLG: 0.583	P3						F8	K		3	0	0	0	0	1	2					
Inning Stats	R: 0 E: 0 K: 1 S: 10	H: 0 LOB: 0 BB: 0 P: 14	R: 0 E: 0 K: 1 S: 11	H: 0 LOB: 1 BB: 1 P: 19	R: 0 E: 0 K: 0 S: 7	H: 0 LOB: 0 BB: 0 P: 9	R: 0 E: 0 K: 2 S: 14	H: 2 LOB: 2 BB: 0 P: 18	R: 0 E: 0 K: 0 S: 8	H: 0 LOB: 0 BB: 0 P: 9	R: 0 E: 0 K: 2 S: 7	H: 0 LOB: 0 BB: 0 P: 10	R: 2 E: 0 K: 1 S: 11	H: 2 LOB: 0 BB: 1 P: 17	R: 0 E: 0 K: 1 S: 5	H: 0 LOB: 0 BB: 0 P: 8	1B: 5 2B: 1 3B: 0 HR: 0	SF: 0 SAC: 0 DP: 1 HBP: 0	WP: 0 PB: 1 SB: 1 CS: 0	PA: 33	
PITCHER	IP	WLS	BF	H	R	ER	SO	BB	IBB	HBP	BLK	WP	HR	S	P	ERA	WHIP				
36 Michael Pineda, R ERA: 2.7	7.1	W	29	5	2	1	7	2	0	0	0	0	0	74	103	1.23	0.955				
46 Chris Ray, R ERA: 6.75	0.2	H	1	0	0	0	0	0	0	0	0	0	0	2	2	0.00	0.000				
43 Brandon League, R ERA:	1.0	S	3	0	0	0	1	0	0	0	0	0	0	5	8	0.00	0.000				

Batter	1	2	3	4	5	6	7	8	9	AB	R	H	RBI	BB	SO	LOB	BOTTOM				
51 Ichiro Suzuki, L OBP: 0.360, SLG: 0.318	F9		G1-3		G3			2B		4	0	1	0	0	0	0	Toronto Blue Jays @ Seattle Mariners Safeco Field, Seattle, WA Tue Apr 12 2011, 7:12 PM - 9:30 PM PDT Att: 15,500 - Cloudy - 54 F				
2 Jack Wilson, R OBP: 0.231, SLG: 0.269	F9		E5		B1-3			K		4	1	0	0	0	1	2					
15 Milton Bradley, S OBP: 0.364, SLG: 0.436	G1-3							IBB		3	0	1	1	1	1	0					
30 Miguel Olivo, R OBP: 0.229, SLG: 0.182	K		G1-3					F9-2		4	0	0	0	0	2	4					
17 Justin Smoak, S OBP: 0.378, SLG: 0.405			G3							3	0	1	0	0	0	1					
1 Luis Antonio Rodríguez, S OBP: 0.235, SLG: 0.200	F8				G5-3			K		3	0	0	0	0	1	1					
55 Michael Saunders, L OBP: 0.280, SLG: 0.409	K				K			F7		3	0	0	0	0	2	1					
26 Brendan Ryan, R OBP: 0.303, SLG: 0.222					G3			P4		3	1	1	0	0	0	0					
12 Ryan Langerhans, L OBP: 0.360, SLG: 0.650					HR			K		2	1	1	2	1	1	0					
Inning Stats	R: 0 E: 0 K: 0 S: 5	H: 0 LOB: 0 BB: 0 P: 8	R: 0 E: 0 K: 2 S: 10	H: 1 LOB: 1 BB: 0 P: 13	R: 3 E: 0 K: 0 S: 15	H: 3 LOB: 1 BB: 0 P: 25	R: 0 E: 0 K: 1 S: 10	H: 0 LOB: 0 BB: 0 P: 17	R: 0 E: 0 K: 1 S: 7	H: 0 LOB: 0 BB: 0 P: 11	R: 0 E: 0 K: 2 S: 7	H: 0 LOB: 0 BB: 0 P: 11	R: 0 E: 0 K: 1 S: 6	H: 0 LOB: 0 BB: 0 P: 10	R: 0 E: 0 K: 1 S: 9	H: 1 LOB: 2 BB: 2 P: 18	1B: 3 2B: 2 3B: 0 HR: 1	SF: 0 SAC: 0 DP: 1 HBP: 0	WP: 0 PB: 0 SB: 1 CS: 0	PA: 31	
PITCHER	IP	WLS	BF	H	R	ER	SO	BB	IBB	HBP	BLK	WP	HR	S	P	ERA	WHIP				
24 Ricky Romero, L ERA: 1.66	8.0	L	31	5	3	2	8	1	1	0	0	0	1	69	113	2.25	0.750				

Batter	1	2	3	4	5	6	7	8	9	AB	R	H	RBI	BB	SO	LOB	TOP								
5 Yuliel Escobar, R OBP: 0.512, SLG: 0.688	G5-3		2B							5	1	3	1	0	1	1	Toronto Blue Jays @ Seattle Mariners Safeco Field, Seattle, WA Wed Apr 13 2011, 12:41 PM - 4:03 PM PDT Att: 12,428 - Roof Closed - 48 F								
16 Corey Patterson, L OBP: 0.429, SLG: 0.643	G4-3		F7							5	1	2	0	0	1	3									
19 José Bautista, R OBP: 0.500, SLG: 0.618	K		K							5	1	1	3	0	2	3									
20 Juan Rivera, R OBP: 0.237, SLG: 0.121		G6-3								3	0	0	0	0	0	0									
45 Travis Snider, L OBP: 0.257, SLG: 0.256				L8						2	1	1	0	0	0	0									
28 Javson Nix, R OBP: 0.355, SLG: 0.586				K						5	1	2	0	0	2	1									
9 J.P. Arencibia, R OBP: 0.400, SLG: 0.710										4	0	1	1	1	1	2									
10 Edwin Encarnación, R OBP: 0.279, SLG: 0.341										4	1	1	1	1	0	2									
6 John McDonald, R OBP: 0.455, SLG: 0.412										4	1	0	0	1	2	2									
8 José Molina, R OBP: 0.389, SLG: 0.706										4	1	3	2	0	1	0									
Inning Stats	R: 0 E: 0 K: 1 S: 7	H: 0 LOB: 0 BB: 0 P: 12	R: 0 E: 0 K: 1 S: 9	H: 1 LOB: 1 BB: 0 P: 13	R: 1 E: 0 K: 2 S: 18	H: 2 LOB: 1 BB: 0 P: 28	R: 0 E: 0 K: 1 S: 8	H: 0 LOB: 1 BB: 0 P: 18	R: 0 E: 0 K: 1 S: 11	H: 2 LOB: 2 BB: 0 P: 15	R: 0 E: 0 K: 0 S: 6	H: 0 LOB: 0 BB: 0 P: 10	R: 0 E: 0 K: 2 S: 8	H: 0 LOB: 0 BB: 0 P: 14	R: 6 E: 0 K: 1 S: 21	H: 7 LOB: 2 BB: 1 P: 38	R: 1 E: 0 K: 1 S: 15	H: 2 LOB: 2 BB: 1 P: 24	1B: 8 2B: 5 3B: 0 HR: 1	SF: 0 SAC: 0 DP: 0 HBP: 0	WP: 0 PB: 0 SB: 2 CS: 0	PA: 44			
PITCHER	IP	WLS	BF	H	R	ER	SO	BB	IBB	HBP	BLK	WP	HR	S	P	ERA	WHIP	PITCHER							
38 Jason Vargas, L ERA: 4.86	6.2	0.1	26	5	1	1	7	1	0	0	0	0	0	64	105	1.35	0.900								
50 Jamey Wright, R ERA:	0.1	H	1	0	0	0	1	0	0	0	0	0	0	3	5	0.00	0.000								
46 Chris Ray, R ERA: 15.43	0.2	L	7	5	5	5	0	0	0	0	0	0	1	13	21	67.50	7.500								
31 Josh Lueke, R ERA: 11.25	0.1		4	2	1	1	1	1	0	0	0	0	0	8	17	27.00	9.000								
54 Tom Wilhelmson, R ERA: 9.64	1.0		6	2	1	1	1	1	0	0	0	0	0	15	24	9.00	3.000								
Batter	1	2	3	4	5	6	7	8	9	AB	R	H	RBI	BB	SO	LOB	BOTTOM								
51 Ichiro Suzuki, L OBP: 0.327, SLG: 0.286	G3-1		FC4-6		L8					5	1	0	0	0	1	3	Toronto Blue Jays @ Seattle Mariners Safeco Field, Seattle, WA Wed Apr 13 2011, 12:41 PM - 4:03 PM PDT Att: 12,428 - Roof Closed - 48 F								
4 Adam Kennedy, L OBP: 0.394, SLG: 0.429			L5							4	0	2	0	1	0	1									
15 Milton Bradley, S OBP: 0.347, SLG: 0.432			E5							5	0	1	1	0	2	3									
29 Jack Cust, L OBP: 0.313, SLG: 0.200			F7							5	0	1	0	0	2	4									
17 Justin Smoak, S OBP: 0.388, SLG: 0.475			G1-3							3	1	1	1	1	1	4									
12 Ryan Langerhans, L OBP: 0.379, SLG: 0.591										2	1	0	0	2	1	1									
1 Luis Antonio Rodriguez, S OBP: 0.200, SLG: 0.167										3	0	0	0	0	0	2									
26 Brendan Ryan, R OBP: 0.324, SLG: 0.233										3	0	1	1	1	0	1									
5 Chris Gimenez, R OBP: 0.429, SLG: 0.333										3	0	1	0	1	1	2									
Inning Stats	R: 0 E: 1 K: 0 S: 9	H: 1 LOB: 2 BB: 0 P: 18	R: 0 E: 0 K: 0 S: 5	H: 0 LOB: 1 BB: 1 P: 13	R: 1 E: 0 K: 1 S: 14	H: 3 LOB: 2 BB: 0 P: 24	R: 0 E: 0 K: 2 S: 10	H: 0 LOB: 1 BB: 1 P: 16	R: 0 E: 0 K: 1 S: 16	H: 1 LOB: 2 BB: 2 P: 31	R: 0 E: 0 K: 1 S: 7	H: 0 LOB: 0 BB: 0 P: 11	R: 1 E: 0 K: 0 S: 8	H: 1 LOB: 1 BB: 1 P: 12	R: 0 E: 0 K: 1 S: 8	H: 0 LOB: 1 BB: 1 P: 17	1B: 5 2B: 1 3B: 0 HR: 1	SF: 0 SAC: 1 DP: 0 HBP: 0	WP: 1 PB: 0 SB: 0 CS: 0	PA: 40					
PITCHER	IP	WLS	BF	H	R	ER	SO	BB	IBB	HBP	BLK	WP	HR	S	P	ERA	WHIP	PITCHER							
4 Kyle Drabek, R ERA: 1.92	5.2		27	6	2	2	5	4	0	0	0	0	0	59	114	3.18	1.765								
34 Marc Rzepczynski, L ERA: 1.17	2.0	W	7	0	1	1	2	1	0	0	0	0	0	15	25	4.50	0.500								
60 Jon Rauch, R ERA: 3.18	1.1		6	1	0	0	1	1	0	0	0	0	0	11	20	0.00	1.500								

Batter	1	2	3	4	5	6	7	8	9	AB	R	H	RBI	BB	SO	LOB	TOP	
5 Yuliel Escobar, R OBP: 0.426, SLG: 0.523	G5-3		G6-4-3		K		K			4	0	0	0	0	2	4	Toronto Blue Jays @ Boston Red Sox Fenway Park, Boston, MA Sun Apr 17 2011, 1:40 PM - 4:42 PM EDT Att: 37,802 - Partly Cloudy - 57 F	
16 Corey Patterson, L OBP: 0.333, SLG: 0.538	K					G1-3		BB	3	0	1	0	1	1	0			
19 José Bautista, R OBP: 0.456, SLG: 0.533						G5-3		F8	4	0	1	0	0	0	1			
26 Adam Lind, L OBP: 0.281, SLG: 0.345	G3								3	0	1	0	1	0	1			
2 Aaron Hill, R OBP: 0.274, SLG: 0.298									3	1	1	0	1	0	1			
9 J.P. Arencibia, R OBP: 0.372, SLG: 0.615									4	0	2	0	0	2	2			
45 Travis Snider, L OBP: 0.246, SLG: 0.255									4	0	0	0	0	1	3			
20 Juan Rivera, R OBP: 0.239, SLG: 0.103									3	0	0	0	1	0	2			
2B Jayson Nix, R OBP: 0.381, SLG: 0.500									2	0	1	0	2	0	0			
Inning Stats	R: 0 H: 1 E: 0 K: 1 S: 14	H: 1 LOB: 1 BB: 0 P: 19	R: 1 H: 1 E: 0 K: 0 S: 8	H: 1 LOB: 2 BB: 2 P: 20	R: 0 H: 1 E: 0 K: 1 S: 6	H: 1 LOB: 1 BB: 1 P: 14	R: 0 H: 0 E: 0 K: 1 S: 9	H: 0 LOB: 0 BB: 0 P: 12	R: 0 H: 1 E: 0 K: 2 S: 11	H: 1 LOB: 2 BB: 1 P: 26	R: 0 H: 1 E: 0 K: 1 S: 9	H: 1 LOB: 2 BB: 2 P: 20	R: 0 H: 0 E: 0 K: 0 S: 6	H: 0 LOB: 0 BB: 0 P: 8	1B: 5 2B: 3 3B: 0 HR: 0	SF: 0 SAC: 0 DP: 3 HBP: 0	WP: 0 PB: 0 SB: 2 CS: 3	PA: 37
PITCHER	IP WLS BF H R ER SO BB IBB HBP BLK WP HR S P ERA WHIP																	
31 Jon Lester, L ERA: 3.2	6.0 W 25 6 1 1 5 3 0 0 0 0 0 0 65 110 1.50 1.500																	
51 Daniel Bard, R ERA: 6.75	1.0 3 0 0 0 1 1 0 0 0 0 0 0 10 16 0.00 1.000																	
61 Felix Doubront, L ERA: 6.75	0.2 4 1 0 0 0 2 0 0 0 0 0 0 6 14 0.00 4.500																	
52 Bobby Jenks, R ERA: 7.71	0.1 1 0 0 0 1 0 0 0 0 0 0 0 3 6 0.00 0.000																	
35 Dan Wheeler, R ERA: 11.81	1.0 3 0 0 0 0 0 0 0 0 0 0 0 6 8 0.00 0.000																	

Batter	1	2	3	4	5	6	7	8	9	AB	R	H	RBI	BB	SO	LOB	BOTTOM	
13 Carl Crawford, L OBP: 0.172, SLG: 0.145	K	G3			B1-3		G1-3			4	0	0	0	0	1	0	Toronto Blue Jays @ Boston Red Sox Fenway Park, Boston, MA Sun Apr 17 2011, 1:40 PM - 4:42 PM EDT Att: 37,802 - Partly Cloudy - 57 F	
15 Dustin Pedroia, R OBP: 0.393, SLG: 0.500	G5-3	G6-3			F8		G6-3			4	0	0	0	0	0			
28 Adrián González, L OBP: 0.377, SLG: 0.423					G4-3				4	1	2	0	0	0	0			
20 Kevin Youkilis, R OBP: 0.424, SLG: 0.357					G6-3				3	1	0	0	0	2	1			
34 David Ortiz, L OBP: 0.375, SLG: 0.478					G6-3				3	1	1	0	1	0	0			
12 Jed Lowrie, S OBP: 0.500, SLG: 0.654					K				4	2	1	1	0	1	2			
7 J.D. Drew, L OBP: 0.350, SLG: 0.286					K				3	1	1	0	1	2	2			
39 Jarrod Saltalamacchia, R OBP: 0.250, SLG: 0.212					G3				4	1	2	3	0	0	2			
2 Jacoby Ellsbury, L OBP: 0.288, SLG: 0.413									4	1	1	3	0	1	2			
Inning Stats	R: 0 H: 1 E: 0 K: 2 S: 11	H: 4 LOB: 0 BB: 0 P: 22	R: 0 H: 0 E: 0 K: 0 S: 6	H: 0 LOB: 0 BB: 0 P: 9	R: 0 H: 0 E: 0 K: 2 S: 9	H: 0 LOB: 0 BB: 0 P: 14	R: 0 H: 0 E: 0 K: 1 S: 6	H: 2 LOB: 2 BB: 1 P: 24	R: 0 H: 0 E: 0 K: 0 S: 7	H: 0 LOB: 0 BB: 0 P: 9	R: 2 H: 1 E: 1 K: 2 S: 17	H: 1 LOB: 2 BB: 1 P: 29	R: 2 H: 0 E: 0 K: 2 S: 17	H: 1 LOB: 2 BB: 1 P: 29	1B: 6 2B: 1 3B: 0 HR: 1	SF: 0 SAC: 0 DP: 0 HBP: 1	WP: 0 PB: 2 SB: 0 CS: 0	PA: 36
PITCHER	IP WLS BF H R ER SO BB IBB HBP BLK WP HR S P ERA WHIP																	
51 Jesse Litsch, R ERA: 3.83	6.0 L 26 7 6 4 4 1 0 0 0 0 0 0 7 9 6.00 1.333																	
44 Casey Janssen, R ERA: 3.52	1.0 3 0 0 0 0 0 0 0 0 0 0 0 7 9 0.00 0.000																	
57 Shawn Camp, R ERA: 3.52	0.2 6 1 2 1 1 1 0 1 0 0 0 0 14 25 13.50 3.000																	
54 Jason Frasor, R ERA: 2.7	0.1 1 0 0 0 1 0 0 0 0 0 0 0 3 4 0.00 0.000																	

AB	30
R	1
H	7
RBI	0
BB	6
SO	7
LOB	15



AB	33
R	8
H	8
RBI	7
BB	2
SO	7
LOB	9



Batter	1	2	3	4	5	6	7	8	9	AB	R	H	RBI	BB	SO	LOB	TOP			
5 Yuliel Escobar, R OBP: 0.414, SLG: 0.563										4	1	1	1	0	0	0	Toronto Blue Jays @ Boston Red Sox Fenway Park, Boston, MA Mon Apr 18 2011, 11:10 AM - 1:56 PM EDT Att: 37,916 - Partly Cloudy - 49 F			
16 Corey Patterson, L OBP: 0.290, SLG: 0.467										4	0	0	0	0	1	0				
19 José Bautista, R OBP: 0.443, SLG: 0.510										4	0	1	0	0	0	0				
26 Adam Lind, L OBP: 0.269, SLG: 0.328										3	0	0	0	0	0	1				
2 Aaron Hill, R OBP: 0.262, SLG: 0.283										3	0	0	0	0	0	0				
6 John McDonald, R OBP: 0.440, SLG: 0.400										0	0	0	0	0	0	0				
9 J.P. Arencibia, R OBP: 0.348, SLG: 0.571										3	0	0	0	0	1	0				
45 Travis Snider, L OBP: 0.250, SLG: 0.245										2	0	0	0	1	0	0				
10 Edwin Encarnación, R OBP: 0.261, SLG: 0.318										3	0	0	0	0	0	1				
2B Jayson Nix, R OBP: 0.356, SLG: 0.462										3	0	0	0	0	1	0				
Inning Stats	R: 0 E: 0 K: 0 S: 13	H: 1 LOB: 1 BB: 0 P: 19	R: 0 E: 0 K: 0 S: 13	H: 0 LOB: 1 BB: 1 P: 22	R: 0 E: 0 K: 1 S: 8	H: 0 LOB: 0 BB: 0 P: 11	R: 0 E: 0 K: 1 S: 7	H: 0 LOB: 0 BB: 0 P: 10	R: 0 E: 0 K: 1 S: 5	H: 0 LOB: 0 BB: 0 P: 5	R: 0 E: 0 K: 0 S: 6	H: 0 LOB: 0 BB: 0 P: 11	R: 0 E: 0 K: 0 S: 8	H: 0 LOB: 0 BB: 0 P: 9	R: 1 E: 0 K: 0 S: 9	H: 1 LOB: 0 BB: 0 P: 13	1B: 1 2B: 0 3B: 0 HR: 1	SF: 0 SAC: 0 DP: 0 HBP: 0	WP: 0 PB: 0 SB: 0 CS: 0	PA: 30
PITCHER	IP WLS BF H R ER SO BB IBB HBP BLK WP HR S P ERA WHIP																			
18 Daisuke Matsuzaka, R ERA: 6.43	7.0 W 23	1 0 0 0 3	1 0 0 0 0	0 0 0 0 0	0 0 0 0 0	0 0 0 0 0	0 0 0 0 0	0 0 0 0 0	0 0 0 0 0	0 0 0 0 0	0 0 0 0 0	0 0 0 0 0	0 0 0 0 0	0 0 0 0 0	0 0 0 0 0	0 0 0 0 0	0.00	0.286		
91 Alfredo Aceves, R ERA: 2.35	1.0	3 0 0 0 0	0 0 0 0 0	0 0 0 0 0	0 0 0 0 0	0 0 0 0 0	0 0 0 0 0	0 0 0 0 0	0 0 0 0 0	0 0 0 0 0	0 0 0 0 0	0 0 0 0 0	0 0 0 0 0	0 0 0 0 0	0 0 0 0 0	0 0 0 0 0	0.00	0.000		
49 Tim Wakefield, R ERA: 6.1	1.0	4 1 1 1 0	0 0 0 0 0	0 0 0 0 0	0 0 0 0 0	0 0 0 0 0	0 0 0 0 0	0 0 0 0 0	0 0 0 0 0	0 0 0 0 0	0 0 0 0 0	0 0 0 0 0	0 0 0 0 0	0 0 0 0 0	0 0 0 0 0	0 0 0 0 0	9.00	1.000		

AB	29
R	1
H	2
RBI	1
BB	1
SO	3
LOB	2



Batter	1	2	3	4	5	6	7	8	9	AB	R	H	RBI	BB	SO	LOB	BOTTOM			
7 J.D. Drew, L OBP: 0.378, SLG: 0.359										4	1	2	0	1	0	1	Toronto Blue Jays @ Boston Red Sox Fenway Park, Boston, MA Mon Apr 18 2011, 11:10 AM - 1:56 PM EDT Att: 37,916 - Partly Cloudy - 49 F			
54 Darrell McDonald, R OBP: 0.250, SLG: 0.455										0	0	0	0	0	0	0				
15 Dustin Pedroia, R OBP: 0.409, SLG: 0.491										3	1	1	0	2	1	1				
28 Adrián González, L OBP: 0.364, SLG: 0.421										5	1	1	0	0	3	6				
20 Kevin Youkilis, R OBP: 0.422, SLG: 0.447										5	2	2	2	0	1	4				
34 David Ortiz, L OBP: 0.393, SLG: 0.469										3	1	1	1	2	0	0				
12 Jed Lowrie, S OBP: 0.245, SLG: 0.774										5	2	4	4	0	1	0				
13 Carl Crawford, L OBP: 0.175, SLG: 0.167										5	0	1	1	0	0	4				
33 Jason Varitek, S OBP: 0.167, SLG: 0.063										3	0	0	0	1	1	3				
2 Jacoby Ellsbury, L OBP: 0.286, SLG: 0.460										4	1	1	1	0	1	3				
Inning Stats	R: 2 E: 0 K: 2 S: 17	H: 2 LOB: 2 BB: 2 P: 32	R: 0 E: 0 K: 1 S: 10	H: 1 LOB: 2 BB: 1 P: 17	R: 1 E: 0 K: 0 S: 21	H: 3 LOB: 2 BB: 0 P: 28	R: 0 E: 0 K: 1 S: 9	H: 1 LOB: 1 BB: 0 P: 14	R: 2 E: 0 K: 1 S: 13	H: 1 LOB: 1 BB: 2 P: 26	R: 3 E: 0 K: 1 S: 14	H: 3 LOB: 1 BB: 1 P: 25	R: 1 E: 0 K: 1 S: 15	H: 2 LOB: 1 BB: 0 P: 19	R: 0 E: 0 K: 1 S: 7	H: 0 LOB: 0 BB: 0 P: 11	1B: 6 2B: 3 3B: 1 HR: 3	SF: 0 SAC: 0 DP: 0 HBP: 0	WP: 0 PB: 0 SB: 0 CS: 0	PA: 43
PITCHER	IP WLS BF H R ER SO BB IBB HBP BLK WP HR S P ERA WHIP																			
24 Ricky Romero, L ERA: 3.12	4.1 L 26	8 3 3 3 1	1 0 0 0 0	0 0 0 0 0	0 0 0 0 0	0 0 0 0 0	0 0 0 0 0	0 0 0 0 0	0 0 0 0 0	0 0 0 0 0	0 0 0 0 0	0 0 0 0 0	0 0 0 0 0	0 0 0 0 0	0 0 0 0 0	0 0 0 0 0	10.38	3.000		
47 Luis Perez, L ERA: 10.13	1.1	8 3 3 3 1	1 0 0 0 0	0 0 0 0 0	0 0 0 0 0	0 0 0 0 0	0 0 0 0 0	0 0 0 0 0	0 0 0 0 0	0 0 0 0 0	0 0 0 0 0	0 0 0 0 0	0 0 0 0 0	0 0 0 0 0	0 0 0 0 0	0 0 0 0 0	20.25	3.000		
29 Octavio Dotel, R ERA: 6.75	1.1	6 2 1 1 2	0 0 0 0 0	0 0 0 0 0	0 0 0 0 0	0 0 0 0 0	0 0 0 0 0	0 0 0 0 0	0 0 0 0 0	0 0 0 0 0	0 0 0 0 0	0 0 0 0 0	0 0 0 0 0	0 0 0 0 0	0 0 0 0 0	0 0 0 0 0	6.75	1.500		
44 Casey Janssen, R ERA:	1.0	3 0 0 0 1	0 0 0 0 1	0 0 0 0 0	0 0 0 0 0	0 0 0 0 0	0 0 0 0 0	0 0 0 0 0	0 0 0 0 0	0 0 0 0 0	0 0 0 0 0	0 0 0 0 0	0 0 0 0 0	0 0 0 0 0	0 0 0 0 0	0 0 0 0 0	0.00	0.000		


AB	37
R	9
H	13
RBI	9
BB	6
SO	8
LOB	22




Batter	1	2	3	4	5	6	7	8	9	AB R H RBI BB SO LOB	TOP
2 Derek Jeter, R OBP: 0.282, SLG: 0.234	F9	G6-3		G6-3		G4-6-3			G4-3	5 0 0 1 0 0 3	New York Yankees @ Toronto Blue Jays Rogers Centre, Toronto, ON Wed Apr 20 2011, 7:08 PM - 10:07 PM EDT Att: 26,062 - Roof Closed - 68 F
33 Nick Swisher, S OBP: 0.377, SLG: 0.309	25 2B 24 G3 BB	P4			25 2B 13 SF8 1B		F7		25 S BB	3 2 1 0 2 0 0	
25 Mark Teixeira, S OBP: 0.380, SLG: 0.638	24 G3 2B				13 SF8 24 SF7 2B		13 WP 2B			5 1 3 0 0 2 1	
13 Alex Rodriguez, R OBP: 0.491, SLG: 0.780	24 G3 BB			24 CS BB	SF8		K			2 0 0 1 2 2 2	
24 Robinson Canó, L OBP: 0.309, SLG: 0.576	G3				SF7		G4-3			3 0 1 2 0 0 3	
18 Andrew Jones, R OBP: 0.250, SLG: 0.500	K			P4	P2		P6			4 0 0 0 0 1 3	
20 Jorge Posada, S OBP: 0.276, SLG: 0.460		K		P4		55 1B HBP		K		3 0 0 0 0 2 0	
55 Russell Martin, R OBP: 0.375, SLG: 0.608		14 3B 1B				2 G4-6-3 1B		P3		3 1 2 0 1 0 0	
14 Curtis Granderson, L OBP: 0.322, SLG: 0.691		2 G6-3 3B		K		L7				4 2 2 2 0 1 3	
	R: 1 H: 1 E: 0 LOB: 2 K: 1 BB: 2 S: 11 P: 20	R: 2 H: 2 E: 0 LOB: 0 K: 1 BB: 0 S: 10 P: 12	R: 0 H: 1 E: 0 LOB: 1 K: 1 BB: 1 S: 11 P: 18	R: 0 H: 0 E: 0 LOB: 1 K: 1 BB: 1 S: 9 P: 15	R: 2 H: 2 E: 0 LOB: 0 K: 0 BB: 0 S: 10 P: 17	R: 0 H: 1 E: 0 LOB: 1 K: 0 BB: 0 S: 8 P: 12	R: 0 H: 1 E: 0 LOB: 1 K: 1 BB: 0 S: 12 P: 18	R: 0 H: 0 E: 0 LOB: 0 K: 1 BB: 0 S: 6 P: 9	R: 1 H: 1 E: 0 LOB: 1 K: 2 BB: 1 S: 11 P: 20	1B: 4 SF: 2 2B: 3 SAC: 0 3B: 1 DP: 1 HR: 1 HBP: 1	
PITCHER	IP WLS BF H R ER SO BB IBB HBP BLK WP HR S P ERA WHIP	PITCHER									
27 Brett Cecil, L ERA: 6.86	5.0 L 24 6 5 5 4 4 0 0 0 0 0 0 51 82 9.00 2.000										
44 Casey Janssen, R ERA:	1.2 7 2 0 0 1 0 0 0 1 0 1 0 18 28 0.00 1.200										
47 Luis Perez, L ERA: 9.0	0.1 1 0 0 0 0 0 0 0 0 0 0 0 2 2 0.00 0.000										
29 Octavio Dotel, R ERA: 5.4	1.0 3 0 0 0 1 0 0 0 0 0 0 6 9 0.00 0.000										
50 Frank Francisco, R ERA: 9.0	1.0 5 1 1 1 2 1 0 0 0 0 1 11 20 9.00 2.000										

Batter	1	2	3	4	5	6	7	8	9	AB R H RBI BB SO LOB	BOTTOM
5 Yunel Escobar, R OBP: 0.391, SLG: 0.525	16 B3-4 1B		G5-3			16 G4-3 1B		F8	F8	5 0 2 0 0 0 3	New York Yankees @ Toronto Blue Jays Rogers Centre, Toronto, ON Wed Apr 20 2011, 7:08 PM - 10:07 PM EDT Att: 26,062 - Roof Closed - 68 F
16 Corey Patterson, L OBP: 0.300, SLG: 0.432	B3-4		K		G4-3		K			4 0 0 0 0 2 2	
19 José Bautista, R OBP: 0.443, SLG: 0.536	G5-3		K		P2					4 0 1 0 0 1 1	
26 Adam Lind, L OBP: 0.276, SLG: 0.319			G4-3		G4-3		F7	F7		3 0 0 0 1 0 1	
10 Edwin Encarnación, R OBP: 0.309, SLG: 0.385	F7		G4-3		G4-3		45 1B 28 1B 2B		45 2B BB	3 1 1 0 1 0 2	
9 J.P. Arencibia, R OBP: 0.360, SLG: 0.622			K		K		45 1B BB		L6	3 1 1 1 1 1 1	
45 Travis Snider, L OBP: 0.257, SLG: 0.286			K		K		28 1B 1B			4 0 2 0 0 2 0	
28 Jayson Nix, R OBP: 0.370, SLG: 0.422			K		G5-3		2-3 2-3 1B			3 0 1 1 1 1 0	
6 John McDonald, R OBP: 0.387, SLG: 0.346	F8		K		K		K		P2	4 0 0 0 0 2 5	
	R: 0 H: 1 E: 0 LOB: 2 K: 0 BB: 1 S: 8 P: 17	R: 1 H: 1 E: 0 LOB: 0 K: 2 BB: 0 S: 12 P: 14	R: 0 H: 0 E: 0 LOB: 0 K: 2 BB: 0 S: 7 P: 11	R: 0 H: 0 E: 0 LOB: 0 K: 1 BB: 0 S: 7 P: 11	R: 0 H: 0 E: 0 LOB: 0 K: 2 BB: 0 S: 8 P: 10	R: 0 H: 1 E: 0 LOB: 0 K: 0 BB: 0 S: 5 P: 7	R: 1 H: 3 E: 0 LOB: 2 K: 1 BB: 1 S: 21 P: 32	R: 0 H: 1 E: 0 LOB: 1 K: 1 BB: 0 S: 14 P: 20	R: 0 H: 1 E: 0 LOB: 2 K: 0 BB: 2 S: 16 P: 28	1B: 5 SF: 0 2B: 2 SAC: 0 3B: 0 DP: 1 HR: 1 HBP: 0	
PITCHER	IP WLS BF H R ER SO BB IBB HBP BLK WP HR S P ERA WHIP	PITCHER									
40 Bartolo Colon, R ERA: 3.5	6.2 W 25 5 2 2 7 2 0 0 0 0 0 24 29 0.00 2.000										
30 David Robertson, R ERA:	1.0 H 5 2 0 0 2 0 0 0 0 0 0 24 29 0.00 2.000										
48 Boone Logan, L ERA: 5.4	0.1 H 1 0 0 0 0 0 0 0 0 0 0 2 4 0.00 0.000										
39 Lance Pendleton, R ERA:	0.1 3 1 0 0 0 1 0 0 0 0 0 10 18 0.00 6.000										
29 Rafael Soriano, R ERA: 6.48	0.2 S 3 0 0 0 0 1 0 0 0 0 0 6 10 0.00 1.500										

livebaseballscores.com



livebaseballscores.com



Batter	1	2	3	4	5	6	7	8	9	AB	R	H	RBI	BB	SO	LOB	TOP								
5 Sam Fuld, L (1, 7) OBP: 0.407, SLG: 0.541	4-2 22 PB BB		0-1 1B			1-2 18 HR BB	0-1 FC4-6 22 FC4-6		1-2 G3	3	2	1	0	2	0	2									
22 Johnny Damon, L (1, 10) OBP: 0.268, SLG: 0.449	3-1 1-H HR		2-2 L8			2-3 K	0-0 FC4-6		2-3 FC4-6	4	1	1	3	0	1	3									
20 Matt Joyce, L (1, 9) OBP: 0.356, SLG: 0.410	3-3 K		1-3 K			4-0 18 HR BB	1-0 G4-3		3-H G4-3	3	1	0	0	1	2	2									
18 Ben Zobrist, S (1, 4) OBP: 0.265, SLG: 0.427	3-3 K					0-1 G4-3			3-2 G4-3	4	1	1	3	0	1	0									
2 B.J. Upton, R (1, 8) OBP: 0.321, SLG: 0.357	0-3 K					1-3 K			3-2 G4-3 11 S 1B	4	0	2	0	0	2	0									
11 Casey Kotchman, L (1, 3) OBP: 0.400, SLG: 0.346		2-2 1 CS 1B				3-1 G3-1			3-1 G4-3	4	0	1	0	0	0	2									
28 John Jaso, L (1, 2) OBP: 0.205, SLG: 0.286		1-3 K				0-0 P2			1-2 P6	4	0	0	0	0	1	3									
1 Sean Rodriguez, R (1, 5) OBP: 0.298, SLG: 0.450		2-3 K				1-3 K			2-2 FC4-6 15 1B 22 FC4-6 HBP	3	1	0	0	0	2	1									
15 Reid Brignac, L (1, 6) OBP: 0.308, SLG: 0.261						0-1 G4-3			1-1 P2	4	0	1	0	0	1	0									
						3-3 K			1-2 F8	4	0	1	0	0	1	0									
Inning Stats	R: 2 H: 1 E: 0 K: 3 S: 13	H: 1 LOB: 0 BB: 1 P: 26	R: 0 H: 0 E: 0 K: 2 S: 10	H: 1 LOB: 0 BB: 0 P: 15	R: 0 H: 1 E: 0 K: 1 S: 13	H: 1 LOB: 1 BB: 0 P: 16	R: 0 H: 0 E: 0 K: 1 S: 7	H: 0 LOB: 0 BB: 0 P: 11	R: 0 H: 0 E: 0 K: 2 S: 8	H: 0 LOB: 0 BB: 0 P: 12	R: 3 H: 2 E: 0 K: 1 S: 17	H: 2 LOB: 1 BB: 2 P: 30	R: 1 H: 1 E: 0 K: 0 S: 9	H: 1 LOB: 1 BB: 0 P: 12	R: 0 H: 1 E: 0 K: 0 S: 11	H: 1 LOB: 1 BB: 0 P: 23	R: 0 H: 0 E: 0 K: 0 S: 8	H: 0 LOB: 0 BB: 0 P: 11	1B: 5 2B: 0 3B: 0 HR: 2	SF: 0 SAC: 0 DP: 0 HBP: 1	WP: 0 PB: 1 SB: 2 CS: 1	PA: 37			
PITCHER	IP WLS BF H R ER SO BB IBB HBP BLK WP HR S P ERA WHIP	IP WLS BF H R ER SO BB IBB HBP BLK WP HR S P ERA WHIP	IP WLS BF H R ER SO BB IBB HBP BLK WP HR S P ERA WHIP	IP WLS BF H R ER SO BB IBB HBP BLK WP HR S P ERA WHIP	IP WLS BF H R ER SO BB IBB HBP BLK WP HR S P ERA WHIP	IP WLS BF H R ER SO BB IBB HBP BLK WP HR S P ERA WHIP	IP WLS BF H R ER SO BB IBB HBP BLK WP HR S P ERA WHIP	IP WLS BF H R ER SO BB IBB HBP BLK WP HR S P ERA WHIP	IP WLS BF H R ER SO BB IBB HBP BLK WP HR S P ERA WHIP	IP WLS BF H R ER SO BB IBB HBP BLK WP HR S P ERA WHIP	IP WLS BF H R ER SO BB IBB HBP BLK WP HR S P ERA WHIP	IP WLS BF H R ER SO BB IBB HBP BLK WP HR S P ERA WHIP	IP WLS BF H R ER SO BB IBB HBP BLK WP HR S P ERA WHIP	IP WLS BF H R ER SO BB IBB HBP BLK WP HR S P ERA WHIP	IP WLS BF H R ER SO BB IBB HBP BLK WP HR S P ERA WHIP	IP WLS BF H R ER SO BB IBB HBP BLK WP HR S P ERA WHIP	IP WLS BF H R ER SO BB IBB HBP BLK WP HR S P ERA WHIP	IP WLS BF H R ER SO BB IBB HBP BLK WP HR S P ERA WHIP	IP WLS BF H R ER SO BB IBB HBP BLK WP HR S P ERA WHIP	IP WLS BF H R ER SO BB IBB HBP BLK WP HR S P ERA WHIP	IP WLS BF H R ER SO BB IBB HBP BLK WP HR S P ERA WHIP	IP WLS BF H R ER SO BB IBB HBP BLK WP HR S P ERA WHIP	IP WLS BF H R ER SO BB IBB HBP BLK WP HR S P ERA WHIP	IP WLS BF H R ER SO BB IBB HBP BLK WP HR S P ERA WHIP	IP WLS BF H R ER SO BB IBB HBP BLK WP HR S P ERA WHIP

Tampa Bay Rays @ Toronto Blue Jays
Rogers Centre, Toronto, ON
Sat Apr 23 2011, 1:09 PM - 3:54 PM EDT
Att: 21,826 - Roof Closed - 68 F

AB 33
R 6
H 7
RBI 6
BB 3
SO 10
LOB 13



Batter	1	2	3	4	5	6	7	8	9	AB	R	H	RBI	BB	SO	LOB	BOTTOM									
5 Yunel Escobar, R (1, 6) OBP: 0.359, SLG: 0.471	1-0 G4-3		0-0 G1-3			1-2 G6-4-3			0-0 16 G5-4-3 1B	4	0	1	0	0	0	1										
16 Corey Patterson, L (1, 8) OBP: 0.245, SLG: 0.348	0-0 L6					0-1 G4-3			2-2 G5-4-3	4	0	0	0	0	1	2										
19 José Bautista, R (1, 9) OBP: 0.506, SLG: 0.774	1-0 HR					3-1 HR			1-1 26 2B	3	3	3	2	1	0	0										
26 Adam Lind, L (1, 3) OBP: 0.282, SLG: 0.346	2-2 G5-3					1-3 K			2-0 8 1B 20 1B	4	1	1	1	0	1	1										
8 José Molina, R (1, 2) OBP: 0.400, SLG: 0.571		2-2 F9				0-1 F7			0-0 45 SH2-3 20 1B	4	0	2	0	0	0	0										
20 Juan Rivera, R (1, 10) OBP: 0.255, SLG: 0.128		0-3 K				0-1 L6			0-0 45 SH2-3 1B	4	0	1	1	1	0	2										
25 Chris Woodward, R (8, FR)									0-0 1-2 3-H SH2-3	0	0	0	0	0	0	0										
45 Travis Snider, L (1, 7) OBP: 0.256, SLG: 0.261		2-1 G4-3				0-1 G1-3			0-0 3 0 0 0 0 2	3	0	0	0	0	0	2										
6 John McDonald, R (1, 5) OBP: 0.350, SLG: 0.382			1-1 B1-3			1-2 L4			2-2 G6-3	4	0	0	0	0	0	3										
18 Mike McCoy, R (1, 4) OBP: 0.438, SLG: 0.429			2-3 K			4-1 5 G6-4-3 BB			1-2 5 1B	3	0	1	0	1	1	3										
Inning Stats	R: 1 H: 1 E: 0 K: 0 S: 6	H: 0 LOB: 0 BB: 0 P: 10	R: 0 H: 0 E: 0 K: 1 S: 8	H: 0 LOB: 0 BB: 0 P: 12	R: 0 H: 0 E: 0 K: 1 S: 6	H: 0 LOB: 0 BB: 0 P: 9	R: 1 H: 1 E: 0 K: 1 S: 10	H: 1 LOB: 0 BB: 0 P: 14	R: 0 H: 0 E: 0 K: 0 S: 7	H: 0 LOB: 0 BB: 0 P: 8	R: 0 H: 0 E: 0 K: 1 S: 7	H: 0 LOB: 1 BB: 1 P: 13	R: 0 H: 1 E: 0 K: 1 S: 8	H: 2 LOB: 2 BB: 1 P: 13	R: 0 H: 2 E: 0 K: 0 S: 11	H: 2 LOB: 1 BB: 0 P: 16	R: 2 H: 4 E: 0 K: 0 S: 9	H: 4 LOB: 3 BB: 0 P: 12	1B: 6 2B: 1 3B: 0 HR: 2	SF: 0 SAC: 1 DP: 2 HBP: 0	WP: 0 PB: 0 SB: 0 CS: 0	PA: 36				
PITCHER	IP WLS BF H R ER SO BB IBB HBP BLK WP HR S P ERA WHIP	IP WLS BF H R ER SO BB IBB HBP BLK WP HR S P ERA WHIP	IP WLS BF H R ER SO BB IBB HBP BLK WP HR S P ERA WHIP	IP WLS BF H R ER SO BB IBB HBP BLK WP HR S P ERA WHIP	IP WLS BF H R ER SO BB IBB HBP BLK WP HR S P ERA WHIP	IP WLS BF H R ER SO BB IBB HBP BLK WP HR S P ERA WHIP	IP WLS BF H R ER SO BB IBB HBP BLK WP HR S P ERA WHIP	IP WLS BF H R ER SO BB IBB HBP BLK WP HR S P ERA WHIP	IP WLS BF H R ER SO BB IBB HBP BLK WP HR S P ERA WHIP	IP WLS BF H R ER SO BB IBB HBP BLK WP HR S P ERA WHIP	IP WLS BF H R ER SO BB IBB HBP BLK WP HR S P ERA WHIP	IP WLS BF H R ER SO BB IBB HBP BLK WP HR S P ERA WHIP	IP WLS BF H R ER SO BB IBB HBP BLK WP HR S P ERA WHIP	IP WLS BF H R ER SO BB IBB HBP BLK WP HR S P ERA WHIP	IP WLS BF H R ER SO BB IBB HBP BLK WP HR S P ERA WHIP	IP WLS BF H R ER SO BB IBB HBP BLK WP HR S P ERA WHIP	IP WLS BF H R ER SO BB IBB HBP BLK WP HR S P ERA WHIP	IP WLS BF H R ER SO BB IBB HBP BLK WP HR S P ERA WHIP	IP WLS BF H R ER SO BB IBB HBP BLK WP HR S P ERA WHIP	IP WLS BF H R ER SO BB IBB HBP BLK WP HR S P ERA WHIP	IP WLS BF H R ER SO BB IBB HBP BLK WP HR S P ERA WHIP	IP WLS BF H R ER SO BB IBB HBP BLK WP HR S P ERA WHIP	IP WLS BF H R ER SO BB IBB HBP BLK WP HR S P ERA WHIP	IP WLS BF H R ER SO BB IBB HBP BLK WP HR S P ERA WHIP	IP WLS BF H R ER SO BB IBB HBP BLK WP HR S P ERA WHIP	IP WLS BF H R ER SO BB IBB HBP BLK WP HR S P ERA WHIP

Tampa Bay Rays @ Toronto Blue Jays
Rogers Centre, Toronto, ON
Sat Apr 23 2011, 1:09 PM - 3:54 PM EDT
Att: 21,826 - Roof Closed - 68 F

AB 33
R 4
H 9
RBI 4
BB 2
SO 5
LOB 14



Batter	1	2	3	4	5	6	7	8	9	AB	R	H	RBI	BB	SO	LOB	TOP				
5 Yuliel Escobar, R OBP: 0.330, SLG: 0.414	F8		G6-3	18 19 2B		G5-3		FC6-4		5	1	1	0	0	0	3					
18 Mike McCoy, R OBP: 0.357, SLG: 0.320	26 1B		19 20 1B	19 2B		G4-3		K		4	2	2	1	1	1	0					
19 José Bautista, R OBP: 0.515, SLG: 0.767	F8		20 1B	19 2B			G1-3	P5		4	0	1	2	1	0	1					
26 Adam Lind, L OBP: 0.301, SLG: 0.415																					
6 John McDonald, R OBP: 0.333, SLG: 0.490	1B		SF7	G3-1			F8	20 1B		4	0	2	1	0	0	1					
20 Juan Rivera, R OBP: 0.329, SLG: 0.306																					
25 Chris Woodward, R OBP: 0.356, SLG: 0.419		45 1B					F8			4	1	3	2	1	0	0					
10 Edwin Encarnación, R OBP: 0.356, SLG: 0.419	F8		P4							5	0	1	0	0	1	5					
45 Travis Snider, L OBP: 0.277, SLG: 0.265										4	0	1	0	0	1	1					
9 J.P. Arencibia, R OBP: 0.313, SLG: 0.492			G6-3							4	0	1	0	0	1	3					
16 Corey Patterson, L OBP: 0.303, SLG: 0.452										3	2	2	0	1	0	1					
Inning Stats	R: 0 E: 0 K: 0 S: 10	H: 2 LOB: 2 BB: 0 P: 13	R: 0 E: 0 K: 0 S: 8	H: 1 LOB: 1 BB: 1 P: 17	R: 2 E: 0 K: 0 S: 12	H: 2 LOB: 2 BB: 2 P: 26	R: 3 E: 0 K: 1 S: 18	H: 4 LOB: 1 BB: 0 P: 24	R: 0 E: 0 K: 0 S: 9	H: 1 LOB: 0 BB: 0 P: 16	R: 1 E: 0 K: 0 S: 8	H: 1 LOB: 1 BB: 1 P: 14	R: 0 E: 0 K: 0 S: 6	H: 0 LOB: 1 BB: 1 P: 15	R: 0 E: 0 K: 2 S: 15	H: 2 LOB: 2 BB: 0 P: 22	1B: 11 2B: 2 3B: 0 HR: 1	SF: 1 SAC: 0 DP: 1 HBP: 0	WP: 0 PB: 0 CS: 1	PA: 42	
PITCHER	IP	WLS	BF	H	R	ER	SO	BB	IBB	HBP	BLK	WP	HR	S	P	ERA	WHIP				
45 Derek Holland, L ERA: 5.12	5.0		27	11	5	5	2	3	0	0	0	0	0	61	100	9.00	2.800				
50 Cody Eppley, R ERA: 2.25	2.0	W	6	1	1	1	0	0	0	0	0	0	1	14	25	4.50	0.500				
53 Arthur Rhodes, L ERA: 2.45	1.0	H	4	0	0	0	0	1	0	0	0	0	0	6	15	0.00	1.000				
28 Darren Oliver, L ERA: 1.74	1.0	S	5	2	0	0	2	0	0	0	0	0	0	15	22	0.00	2.000				

Toronto Blue Jays @ Texas Rangers
Rangers Ballpark in Arlington, Arlington, TX
Wed Apr 27 2011, 8:08 PM - 11:08 PM EDT
Att: 29,322 - Partly Cloudy - 68 F

AB	37
R	6
H	14
RBI	6
BB	4
SO	4
LOB	15



Batter	1	2	3	4	5	6	7	8	9	AB	R	H	RBI	BB	SO	LOB	BOTTOM				
5 Ian Kinsler, R OBP: 0.349, SLG: 0.466	F9		1 10 2B	1 S			P6			2	1	0	0	2	0	0					
1 Elvis Andrus, R OBP: 0.286, SLG: 0.321	F9		10 2B	G3-1			P4			4	1	1	1	0	0	1					
10 Michael Young, R OBP: 0.363, SLG: 0.490	G3									3	1	1	2	1	0	0					
29 Adrian Beltré, R OBP: 0.289, SLG: 0.538		G6-3	17 1B	25 2B		G6-3		F9		3	1	0	0	0	0	1					
17 Nelson Cruz, R OBP: 0.340, SLG: 0.500										4	1	2	1	0	0	0					
25 Mike Napoli, R OBP: 0.438, SLG: 0.763										4	0	1	2	0	1	1					
19 Chris Davis, L OBP: 0.273, SLG: 0.400		G5-4-3								0	0	0	0	0	0	0					
7 David Murphy, L OBP: 0.309, SLG: 0.397										4	0	0	0	0	0	1					
8 Yorvit Torrealba, R OBP: 0.290, SLG: 0.471										3	1	0	0	0	0	0					
18 Mitch Moreland, L OBP: 0.378, SLG: 0.578										3	1	1	1	0	1	1					
20 Julio Borbon, L OBP: 0.315, SLG: 0.333										0	0	0	0	0	0	0					
Inning Stats	R: 0 E: 0 K: 0 S: 5	H: 0 LOB: 0 BB: 0 P: 8	R: 0 E: 0 K: 0 S: 6	H: 1 LOB: 0 BB: 0 P: 12	R: 6 E: 1 K: 1 S: 21	H: 4 LOB: 1 BB: 1 P: 36	R: 0 E: 0 K: 0 S: 12	H: 0 LOB: 1 BB: 1 P: 25	R: 0 E: 0 K: 0 S: 7	H: 0 LOB: 0 BB: 0 P: 9	R: 0 E: 0 K: 0 S: 8	H: 0 LOB: 0 BB: 0 P: 14	R: 1 E: 0 K: 0 S: 9	H: 1 LOB: 1 BB: 1 P: 14	R: 0 E: 0 K: 1 S: 9	H: 0 LOB: 0 BB: 0 P: 15	1B: 3 2B: 2 3B: 0 HR: 1	SF: 0 SAC: 0 DP: 1 HBP: 1	WP: 1 PB: 0 CS: 0	PA: 34	
PITCHER	IP	WLS	BF	H	R	ER	SO	BB	IBB	HBP	BLK	WP	HR	S	P	ERA	WHIP				
37 Jo-Jo Reyes, L ERA: 5.47	15		5	6	0	1	0	1	0	0	0	0	0	31	53	0.00	2.250				
33 Carlos Villanueva, R ERA: 1.84	3.1		11	0	0	0	0	1	0	0	0	0	0	28	51	0.00	0.300				
29 Octavio Dotel, R ERA: 4.7	1.2	L	7	1	1	1	1	1	0	0	0	0	1	16	24	5.40	1.200				
34 Marc Rzepczynski, L ERA: 3.27	0.1		1	0	0	0	0	0	0	0	0	0	0	2	5	0.00	0.000				

Toronto Blue Jays @ Texas Rangers
Rangers Ballpark in Arlington, Arlington, TX
Wed Apr 27 2011, 8:08 PM - 11:08 PM EDT
Att: 29,322 - Partly Cloudy - 68 F

AB	30
R	7
H	6
RBI	7
BB	3
SO	2
LOB	5



Batter	1	2	3	4	5	6	7	8	9	AB	R	H	RBI	BB	SO	LOB	TOP										
11 Rajai Davis, R OBP: 0.189, SLG: 0.194	F9	G6-3		26 BB 5 S		19 S 20 E G4-3 BB		G4-3		4	1	1	0	1	0	2	Toronto Blue Jays @ New York Yankees Yankee Stadium, Bronx, NY Fri Apr 29 2011, 7:10 PM - 10:45 PM EDT Att: 40,830 - Cloudy - 61 F										
5 Yunel Escobar, R OBP: 0.340, SLG: 0.413	19 1B		19 HR BB	K		G4-3		G4-3		4	1	1	0	1	1	2											
19 José Bautista, R OBP: 0.542, SLG: 0.795	1-2 1B		1-2 HR	26 BB IBB		20 S 20 1B BB		G6-3		3	2	2	2	2	0	0											
26 Adam Lind, L OBP: 0.301, SLG: 0.427	L9		1-1 1B	1-2 3 BB		K			K	4	0	1	0	1	2	4											
20 Juan Rivera, R OBP: 0.341, SLG: 0.304	2-3 K		1-0 F7	2-3 K		1-2 3 1B		G6-3		4	0	1	1	0	2	6											
18 Mike McCoy, R OBP: 0.303, SLG: 0.267										1	0	0	0	0	0	0											
10 Edwin Encarnación, R OBP: 0.264, SLG: 0.371		4-2 9 G3 40 BB	2-3 K			G2-3				3	0	0	0	1	2	2											
16 Corey Patterson, L OBP: 0.319, SLG: 0.448										1	0	1	0	0	0	0											
40 David Cooper, L OBP: 0.324, SLG: 0.538		4-2 9 G3 BB	1-3 K			1-1 P6				4	0	0	0	1	1	2											
9 J.P. Arencibia, R OBP: 0.324, SLG: 0.538										4	1	2	1	0	1	2											
6 John McDonald, R OBP: 0.305, SLG: 0.358		0-3 K2-3				0-0 HR				4	0	0	0	0	1	3											
	R: 0 E: 0 K: 1 S: 10	H: 2 LOB: 2 BB: 0 P: 14	R: 0 E: 0 K: 1 S: 10	H: 0 LOB: 2 BB: 2 P: 19	R: 2 E: 0 K: 2 S: 14	H: 2 LOB: 3 BB: 2 P: 26	R: 1 E: 0 K: 2 S: 14	H: 2 LOB: 3 BB: 2 P: 25	R: 0 E: 0 K: 0 S: 10	H: 1 LOB: 1 BB: 0 P: 17	R: 2 E: 0 K: 2 S: 15	H: 1 LOB: 1 BB: 2 P: 28	R: 0 E: 0 K: 1 S: 7	H: 0 LOB: 0 BB: 0 P: 11	R: 0 E: 0 K: 0 S: 10	H: 1 LOB: 1 BB: 0 P: 12	1B: 7 2B: 0 3B: 0 HR: 2	SF: 0 SAC: 0 DP: 0 HBP: 0	WP: 0 PB: 0 SB: 3 CS: 0	PA: 43							
PITCHER	IP	WLS	BF	H	R	ER	SO	BB	IBB	HBP	BLK	WP	HR	S	P	ERA	WHIP	PITCHER									
36 Freddy Garcia, R ERA: 2.0	5.0	L	27	7	3	3	6	4	1	0	0	0	2	58	101	5.40	2.200										
30 David Robertson, R ERA: 1.93	1.0		6	1	2	2	2	2	0	0	0	0	0	15	28	18.00	3.000										
41 Buddy Carlyle, R ERA: 4.5	1.0		3	0	0	0	1	0	0	0	0	0	0	7	11	0.00	0.000										
62 Joba Chamberlain, R ERA: 4.5	1.0		3	0	0	0	0	0	0	0	0	0	0	10	12	0.00	0.000										
48 Boone Logan, L ERA: 3.0	1.0		4	1	0	0	1	0	0	0	0	0	0	9	12	0.00	1.000										

Batter	1	2	3	4	5	6	7	8	9	AB	R	H	RBI	BB	SO	LOB	BOTTOM										
2 Derek Jeter, R OBP: 0.323, SLG: 0.281	F9		F9		33 E 1B		G6-3		K	5	0	1	0	0	1	4	Toronto Blue Jays @ New York Yankees Yankee Stadium, Bronx, NY Fri Apr 29 2011, 7:10 PM - 10:45 PM EDT Att: 40,830 - Cloudy - 61 F										
33 Nick Swisher, S OBP: 0.343, SLG: 0.288	G5-3				FC5 13 G6-4-3		K		G3	4	0	0	0	1	1	6											
25 Mark Teixeira, S OBP: 0.388, SLG: 0.544	1B		L1		P6					4	0	1	0	1	0	4											
13 Alex Rodriguez, R OBP: 0.407, SLG: 0.609	F9		K		G6-4-3		K		G5-3	5	0	0	0	2	7												
24 Robinson Canó, L OBP: 0.333, SLG: 0.649		4-2 55 2B BB			HR				HR	3	3	2	2	2	0	0											
18 Andrew Jones, R OBP: 0.304, SLG: 0.455										3	0	0	0	0	3	2											
12 Eric Chavez, L OBP: 0.406, SLG: 0.370			K		K		K		G4-3	1	0	0	0	0	0	0											
14 Curtis Granderson, L OBP: 0.326, SLG: 0.630			K		K		K			4	0	1	0	0	3	2											
55 Russell Martin, R OBP: 0.370, SLG: 0.597					G6-3		F9			3	0	1	1	1	0	1											
11 Brett Gardner, L OBP: 0.257, SLG: 0.388			G6-3		33 E 2 1B		2 G6-3 BB			2	0	1	0	2	0	1											
	R: 0 E: 0 K: 0 S: 11	H: 1 LOB: 1 BB: 0 P: 21	R: 1 E: 0 K: 2 S: 16	H: 1 LOB: 1 BB: 1 P: 26	R: 0 E: 0 K: 1 S: 6	H: 0 LOB: 1 BB: 1 P: 12	R: 1 E: 0 K: 2 S: 12	H: 1 LOB: 2 BB: 0 P: 18	R: 0 E: 0 K: 0 S: 12	H: 2 LOB: 2 BB: 0 P: 15	R: 0 E: 0 K: 2 S: 10	H: 0 LOB: 1 BB: 1 P: 17	R: 0 E: 0 K: 2 S: 16	H: 0 LOB: 2 BB: 2 P: 30	R: 1 E: 0 K: 1 S: 12	H: 2 LOB: 3 BB: 2 P: 23	R: 0 E: 0 K: 0 S: 6	H: 0 LOB: 0 BB: 0 P: 7	1B: 4 2B: 1 3B: 0 HR: 2	SF: 0 SAC: 0 DP: 1 HBP: 0	WP: 0 PB: 0 SB: 0 CS: 0	PA: 41					
PITCHER	IP	WLS	BF	H	R	ER	SO	BB	IBB	HBP	BLK	WP	HR	S	P	ERA	WHIP	PITCHER									
24 Ricky Romero, L ERA: 3.0	6.0	W	26	5	2	2	7	3	0	0	0	0	0	67	109	3.00	1.333										
44 Casey Janssen, R ERA: 0.87	1.0	H	5	0	0	0	2	2	0	0	0	0	0	16	30	0.00	2.000										
57 Shawn Camp, R ERA: 3.09	0.1	H	3	2	1	1	0	0	0	0	0	0	1	5	6	27.00	6.000										
29 Octavio Dotel, R ERA: 4.5	0.1	H	3	0	0	0	1	2	0	0	0	0	0	6	16	0.00	6.000										
60 Jon Rauch, R ERA: 2.45	1.1	S	4	0	0	0	0	0	0	0	0	0	0	7	8	0.00	0.000										

Batter	1	2	3	4	5	6	7	8	9	AB	R	H	RBI	BB	SO	LOB	TOP			
11 Rajai Davis, R OBP: 0.220, SLG: 0.275										4	1	2	0	0	0	0				
5 Yunel Escobar, R OBP: 0.332, SLG: 0.406										4	1	1	1	0	0	1				
19 José Bautista, R OBP: 0.332, SLG: 0.780										4	0	1	0	0	0	0				
26 Adam Lind, L OBP: 0.308, SLG: 0.434										3	1	2	1	0	1	0				
20 Juan Rivera, R OBP: 0.349, SLG: 0.329										4	0	2	0	0	0	2				
40 David Cooper, L (1, 10)										3	0	0	1	0	0	1				
10 Edwin Encarnación, R OBP: 0.282, SLG: 0.365										4	0	1	0	0	1	1				
8 José Molina, R OBP: 0.333, SLG: 0.462										4	0	1	0	0	1	2				
16 Corey Patterson, L OBP: 0.319, SLG: 0.446										0	0	0	0	0	0	0				
18 Mike McCoy, R OBP: 0.297, SLG: 0.353										4	1	1	1	0	1	3				
Inning Stats	R: 1 E: 0 K: 1 S: 10	H: 1 LOB: 0 BB: 0 P: 14	R: 0 E: 0 K: 2 S: 11	H: 2 LOB: 2 BB: 0 P: 17	R: 1 E: 0 K: 0 S: 8	H: 2 LOB: 1 BB: 0 P: 16	R: 0 E: 0 K: 0 S: 6	H: 0 LOB: 0 BB: 0 P: 11	R: 1 E: 0 K: 1 S: 9	H: 2 LOB: 1 BB: 0 P: 13	R: 0 E: 0 K: 0 S: 5	H: 0 LOB: 0 BB: 0 P: 6	R: 0 E: 0 K: 0 S: 10	H: 1 LOB: 1 BB: 0 P: 14	R: 0 E: 0 K: 0 S: 14	H: 1 LOB: 1 BB: 0 P: 18	1B: 6 2B: 4 3B: 1 HR: 1	SF: 2 SAC: 0 DP: 1 HBP: 0	WP: 0 PB: 0 SB: 3 CS: 1	PA: 36
PITCHER	IP WLS BF H R ER SO BB IBB HBP BLK WP HR S P ERA WHIP																			
34 A.J. Burnett, R ERA: 3.92	(1, 1) 6.0 W 25 9 4 4 4 0 0 0 0 0 0 1 50 82 6.00 1.500																			
62 Joba Chamberlain, R ERA: 4.15	(7, 1) 1.0 H 3 0 0 0 0 0 0 0 0 0 0 0 5 6 0.00 0.000																			
29 Rafael Soriano, R ERA: 7.15	(8, 1) 1.0 H 4 1 0 0 0 0 0 0 0 0 0 0 10 14 0.00 1.000																			
42 Mariano Rivera, R ERA: 2.13	(9, 1) 1.0 S 4 1 0 0 0 0 0 0 0 0 0 0 0 14 18 0.00 1.000																			

Toronto Blue Jays @ New York Yankees
Yankee Stadium, Bronx, NY
Sat Apr 30 2011, 4:11 PM - 6:57 PM EDT
Att: 42,460 - Partly Cloudy - 62 F

AB	34
R	4
H	11
RBI	4
BB	0
SO	4
LOB	10



Batter	1	2	3	4	5	6	7	8	9	AB	R	H	RBI	BB	SO	LOB	BOTTOM			
2 Derek Jeter, R OBP: 0.311, SLG: 0.272										3	0	0	1	0	1	3				
14 Curtis Granderson, L OBP: 0.323, SLG: 0.612										4	0	1	1	0	1	3				
25 Mark Teixeira, S OBP: 0.392, SLG: 0.549										3	0	1	0	1	1	2				
24 Robinson Canó, L OBP: 0.340, SLG: 0.639										3	1	1	0	0	2	2				
33 Nick Swisher, S OBP: 0.340, SLG: 0.286										4	1	1	0	0	1	3				
12 Eric Chavez, L OBP: 0.417, SLG: 0.367										3	1	1	1	1	0	0				
20 Jorge Posada, S OBP: 0.232, SLG: 0.375										3	1	0	0	1	0	2				
55 Russell Martin, R OBP: 0.376, SLG: 0.587										3	1	1	1	1	0	0				
11 Brett Gardner, L OBP: 0.273, SLG: 0.391										2	0	1	1	1	1	0				
Inning Stats	R: 0 E: 0 K: 2 S: 8	H: 1 LOB: 1 BB: 0 P: 15	R: 3 E: 0 K: 1 S: 17	H: 3 LOB: 2 BB: 2 P: 34	R: 2 E: 0 K: 1 S: 18	H: 3 LOB: 3 BB: 2 P: 33	R: 0 E: 0 K: 1 S: 9	H: 0 LOB: 0 BB: 1 P: 17	R: 0 E: 0 K: 0 S: 8	H: 0 LOB: 0 BB: 0 P: 11	R: 0 E: 0 K: 2 S: 13	H: 0 LOB: 0 BB: 0 P: 17	R: 0 E: 0 K: 0 S: 4	H: 0 LOB: 0 BB: 0 P: 7	R: 0 E: 0 K: 0 S: 10	H: 0 LOB: 0 BB: 0 P: 14	1B: 6 2B: 2 3B: 0 HR: 0	SF: 1 SAC: 0 DP: 2 HBP: 1	WP: 1 PB: 0 SB: 1 CS: 0	PA: 35
PITCHER	IP WLS BF H R ER SO BB IBB HBP BLK WP HR S P ERA WHIP																			
4 Kyle Drabek, R ERA: 4.48	(1, 1) 2.1 L 18 7 5 5 4 4 0 0 0 0 0 1 0 40 78 19.29 4.714																			
54 Jason Frasor, R ERA: 2.08	(3, 1) 1.2 5 0 0 0 1 1 0 0 0 0 0 0 12 21 0.00 0.600																			
57 Shawn Camp, R ERA: 2.63	(5, 1) 2.0 6 0 0 0 2 0 0 0 0 0 0 0 21 28 0.00 0.000																			
34 Marc Rzepczynski, L ERA: 2.84	(7, 1) 1.0 3 0 0 0 0 0 0 0 1 0 0 0 4 7 0.00 0.000																			
50 Frank Francisco, R ERA: 1.68	(8, 1) 1.0 3 0 0 0 0 0 0 0 0 0 0 0 10 14 0.00 0.000																			

Toronto Blue Jays @ New York Yankees
Yankee Stadium, Bronx, NY
Sat Apr 30 2011, 4:11 PM - 6:57 PM EDT
Att: 42,460 - Partly Cloudy - 62 F

AB	28
R	5
H	7
RBI	5
BB	5
SO	7
LOB	15



Batter	1	2	3	4	5	6	7	8	9	AB	R	H	RBI	BB	SO	LOB	TOP			
11 Rajai Davis, R OBP: 0.241, SLG: 0.255										4	1	1	0	0	0	1				
16 Corey Patterson, L OBP: 0.313, SLG: 0.427										4	0	0	0	0	0	1				
5 Yunel Escobar, R OBP: 0.317, SLG: 0.364										4	0	0	0	0	0	1				
26 Adam Lind, L OBP: 0.349, SLG: 0.513										4	1	4	2	0	0	0				
20 Juan Rivera, R OBP: 0.327, SLG: 0.310										4	0	1	0	0	0	3				
10 Edwin Encarnación, R OBP: 0.289, SLG: 0.379										3	1	1	0	0	0	1				
18 Mike McCoy, R OBP: 0.297, SLG: 0.353										0	0	0	0	0	0	0				
40 David Cooper, L OBP: 0.238, SLG: 0.222										4	0	1	1	0	1	2				
8 José Molina, R OBP: 0.311, SLG: 0.429										3	0	0	0	0	1	0				
6 John McDonald, R OBP: 0.268, SLG: 0.297										4	0	0	0	0	0	1				
Inning Stats	R: 2 H: 3 E: 0 K: 0 S: 20	H: 3 R: 0 ER: 0 LOB: 2 BB: 0 P: 29	R: 0 H: 0 E: 0 K: 0 S: 6	H: 0 R: 0 ER: 0 LOB: 0 BB: 0 P: 11	R: 0 H: 1 E: 0 K: 0 S: 9	H: 1 R: 0 ER: 0 LOB: 1 BB: 0 P: 12	R: 1 H: 2 E: 0 K: 0 S: 8	H: 2 R: 0 ER: 0 LOB: 1 BB: 0 P: 10	R: 0 H: 0 E: 0 K: 0 S: 3	H: 0 R: 0 ER: 0 LOB: 0 BB: 0 P: 5	R: 0 H: 0 E: 0 K: 0 S: 7	H: 0 R: 0 ER: 0 LOB: 0 BB: 0 P: 9	R: 0 H: 1 E: 0 K: 2 S: 12	H: 1 R: 0 ER: 0 LOB: 1 BB: 0 P: 18	R: 0 H: 0 E: 0 K: 2 S: 7	H: 0 R: 0 ER: 0 LOB: 0 BB: 0 P: 12	1B: 5 2B: 2 3B: 0 HR: 1	SF: 0 SAC: 1 DP: 0 HBP: 1	WP: 0 PA: 36 PB: 0 SB: 1 CS: 0	
PITCHER	IP WLS BF H R ER SO BB IBB HBP BLK WP HR S P ERA WHIP	IP WLS BF H R ER SO BB IBB HBP BLK WP HR S P ERA WHIP	IP WLS BF H R ER SO BB IBB HBP BLK WP HR S P ERA WHIP	IP WLS BF H R ER SO BB IBB HBP BLK WP HR S P ERA WHIP	IP WLS BF H R ER SO BB IBB HBP BLK WP HR S P ERA WHIP	IP WLS BF H R ER SO BB IBB HBP BLK WP HR S P ERA WHIP	IP WLS BF H R ER SO BB IBB HBP BLK WP HR S P ERA WHIP	IP WLS BF H R ER SO BB IBB HBP BLK WP HR S P ERA WHIP	IP WLS BF H R ER SO BB IBB HBP BLK WP HR S P ERA WHIP	IP WLS BF H R ER SO BB IBB HBP BLK WP HR S P ERA WHIP	IP WLS BF H R ER SO BB IBB HBP BLK WP HR S P ERA WHIP	IP WLS BF H R ER SO BB IBB HBP BLK WP HR S P ERA WHIP	IP WLS BF H R ER SO BB IBB HBP BLK WP HR S P ERA WHIP	IP WLS BF H R ER SO BB IBB HBP BLK WP HR S P ERA WHIP	IP WLS BF H R ER SO BB IBB HBP BLK WP HR S P ERA WHIP	IP WLS BF H R ER SO BB IBB HBP BLK WP HR S P ERA WHIP	IP WLS BF H R ER SO BB IBB HBP BLK WP HR S P ERA WHIP	IP WLS BF H R ER SO BB IBB HBP BLK WP HR S P ERA WHIP	IP WLS BF H R ER SO BB IBB HBP BLK WP HR S P ERA WHIP	IP WLS BF H R ER SO BB IBB HBP BLK WP HR S P ERA WHIP
34 Jeff Niemann, R ERA: 5.74	4.0 L 19 6 3 3 0 0 0 0 1 0 0 1 43 62 6.75 1.500	3.0 10 1 0 0 0 0 0 0 0 0 0 0 16 24 0.00 0.333	1.0 4 1 0 0 0 0 0 0 0 0 0 0 12 18 0.00 1.000	1.0 3 0 0 0 2 0 0 0 0 0 0 0 7 12 0.00 0.000																

Toronto Blue Jays @ Tampa Bay Rays
Tropicana Field, St. Petersburg, FL
Wed May 04 2011, 6:43 PM - 9:36 PM EDT
Att: 10,099 - Dome - 72 F

AB	34
R	3
H	8
RBI	3
BB	0
SO	2
LOB	10



Batter	1	2	3	4	5	6	7	8	9	AB	R	H	RBI	BB	SO	LOB	BOTTOM				
5 Sam Fuld, L OBP: 0.333, SLG: 0.405										5	0	1	1	0	1	3					
18 Ben Zobrist, S OBP: 0.317, SLG: 0.571										4	1	1	0	1	2	2					
22 Johnny Damon, L OBP: 0.288, SLG: 0.406										4	0	2	0	0	0	2					
3 Evan Longoria, R OBP: 0.357, SLG: 0.273										2	0	1	0	2	1	1					
20 Matt Joyce, L OBP: 0.404, SLG: 0.512										3	0	1	1	0	2	2					
2 B.J. Upton, R OBP: 0.331, SLG: 0.400										4	0	0	0	0	4	4					
11 Casey Kotchman, L OBP: 0.393, SLG: 0.420										2	1	0	0	2	0	1					
15 Reid Brignac, L OBP: 0.250, SLG: 0.206										2	0	0	0	0	1	1					
24 Dan Johnson, L OBP: 0.203, SLG: 0.191										1	0	0	0	0	0	1					
9 Elliot Johnson, S OBP: 0.289, SLG: 0.286										1	0	0	0	0	1	1					
2B John Jaso, L OBP: 0.295, SLG: 0.439										3	0	1	0	1	0	1					
1 Sean Rodriguez, R OBP: 0.324, SLG: 0.458										0	0	0	0	0	0	0					
Inning Stats	R: 0 H: 0 E: 0 K: 0 S: 10	H: 0 R: 0 ER: 0 LOB: 1 BB: 1 P: 18	R: 0 H: 0 E: 0 K: 2 S: 7	H: 0 R: 0 ER: 0 LOB: 1 BB: 1 P: 12	R: 0 H: 0 E: 0 K: 2 S: 8	H: 0 R: 0 ER: 0 LOB: 0 BB: 0 P: 11	R: 0 H: 3 E: 0 K: 2 S: 13	H: 3 R: 0 ER: 0 LOB: 2 BB: 0 P: 17	R: 0 H: 0 E: 0 K: 0 S: 8	H: 0 R: 0 ER: 0 LOB: 1 BB: 1 P: 16	R: 1 H: 1 E: 0 K: 1 S: 12	H: 1 R: 0 ER: 0 LOB: 1 BB: 0 P: 19	R: 0 H: 1 E: 0 K: 0 S: 12	H: 1 R: 0 ER: 0 LOB: 0 BB: 0 P: 18	R: 0 H: 1 E: 0 K: 3 S: 11	H: 1 R: 0 ER: 0 LOB: 1 BB: 0 P: 16	R: 1 H: 1 E: 0 K: 2 S: 14	H: 1 R: 0 ER: 0 LOB: 2 BB: 2 P: 26	1B: 5 2B: 2 3B: 0 HR: 0	SF: 1 SAC: 0 DP: 1 HBP: 0	WP: 0 PA: 38 PB: 0 SB: 1 CS: 0
PITCHER	IP WLS BF H R ER SO BB IBB HBP BLK WP HR S P ERA WHIP	IP WLS BF H R ER SO BB IBB HBP BLK WP HR S P ERA WHIP	IP WLS BF H R ER SO BB IBB HBP BLK WP HR S P ERA WHIP	IP WLS BF H R ER SO BB IBB HBP BLK WP HR S P ERA WHIP	IP WLS BF H R ER SO BB IBB HBP BLK WP HR S P ERA WHIP	IP WLS BF H R ER SO BB IBB HBP BLK WP HR S P ERA WHIP	IP WLS BF H R ER SO BB IBB HBP BLK WP HR S P ERA WHIP	IP WLS BF H R ER SO BB IBB HBP BLK WP HR S P ERA WHIP	IP WLS BF H R ER SO BB IBB HBP BLK WP HR S P ERA WHIP	IP WLS BF H R ER SO BB IBB HBP BLK WP HR S P ERA WHIP	IP WLS BF H R ER SO BB IBB HBP BLK WP HR S P ERA WHIP	IP WLS BF H R ER SO BB IBB HBP BLK WP HR S P ERA WHIP	IP WLS BF H R ER SO BB IBB HBP BLK WP HR S P ERA WHIP	IP WLS BF H R ER SO BB IBB HBP BLK WP HR S P ERA WHIP	IP WLS BF H R ER SO BB IBB HBP BLK WP HR S P ERA WHIP	IP WLS BF H R ER SO BB IBB HBP BLK WP HR S P ERA WHIP	IP WLS BF H R ER SO BB IBB HBP BLK WP HR S P ERA WHIP	IP WLS BF H R ER SO BB IBB HBP BLK WP HR S P ERA WHIP	IP WLS BF H R ER SO BB IBB HBP BLK WP HR S P ERA WHIP	IP WLS BF H R ER SO BB IBB HBP BLK WP HR S P ERA WHIP	
23 Brandon Morrow, R ERA: 3.08	6.1 W 28 5 1 1 7 0 4 0 0 0 0 0 0 3 4 1.42 1.421	0.2 H 1 0 0 0 0 0 0 0 0 0 0 0 3 4 0.00 0.000	1.0 H 4 1 0 0 3 0 0 0 0 0 0 0 11 16 0.00 1.000	1.0 S 6 1 1 1 2 2 0 0 0 0 0 0 0 14 26 9.00 3.000																	

Toronto Blue Jays @ Tampa Bay Rays
Tropicana Field, St. Petersburg, FL
Wed May 04 2011, 6:43 PM - 9:36 PM EDT
Att: 10,099 - Dome - 72 F

AB	31
R	2
H	7
RBI	2
BB	6
SO	12
LOB	19



Batter	1	2	3	4	5	6	7	8	9	AB	R	H	RBI	BB	SO	LOB	TOP					
11 Rajai Davis, R OBP: 0.224, SLG: 0.236										4	0	0	0	0	2	3						
16 Corey Patterson, L OBP: 0.298, SLG: 0.405										4	0	0	1	0	2	1						
5 Yunel Escobar, R OBP: 0.315, SLG: 0.360										4	0	1	0	0	2	0						
26 Adam Lind, L OBP: 0.346, SLG: 0.504										4	0	1	0	0	0	1						
20 Juan Rivera, R OBP: 0.327, SLG: 0.310										3	0	1	0	0	0	1						
9 J.P. Arencibia, R OBP: 0.305, SLG: 0.500										3	0	0	0	0	1	0						
10 Edwin Encarnación, R OBP: 0.280, SLG: 0.364										3	0	0	0	0	2	0						
18 Mike McCoy, R OBP: 0.300, SLG: 0.351										3	0	1	0	0	1	0						
6 John McDonald, R OBP: 0.270, SLG: 0.299										3	1	1	0	0	0	1						
Inning Stats	R: 0 E: 0 K: 3 S: 13	H: 0 LOB: 0 BB: 0 P: 18	R: 0 E: 0 K: 1 S: 12	H: 0 LOB: 0 BB: 0 P: 14	R: 0 E: 0 K: 1 S: 8	H: 1 LOB: 1 BB: 0 P: 14	R: 0 E: 0 K: 2 S: 9	H: 0 LOB: 0 BB: 0 P: 13	R: 0 E: 0 K: 1 S: 7	H: 1 LOB: 1 BB: 0 P: 12	R: 0 E: 0 K: 1 S: 10	H: 1 LOB: 1 BB: 0 P: 11	R: 0 E: 0 K: 0 S: 5	H: 0 LOB: 0 BB: 0 P: 7	R: 0 E: 0 K: 1 S: 9	H: 0 LOB: 0 BB: 0 P: 15	R: 1 E: 1 K: 0 S: 16	H: 1 LOB: 1 BB: 0 P: 26	1B: 5 2B: 0 3B: 0 HR: 0	SF: 0 SAC: 0 DP: 1 HBP: 0	WP: 0 PB: 0 SB: 1 CS: 0	PA: 31
PITCHER	IP ERA: 3.26	WLS BF	H R ER SO	BB IBB HBP BLK	WP HR S P	ERA WHIP	PITCHER										IP ERA WHIP					
14 David Price, L ERA: 3.26	8.2	W 29	4 1 0 10	0 0 0 0	0 0 0 0	0.00 0.462																
43 Kyle Farnsworth, R ERA: 0.84	0.1	S 2	1 0 0 0	0 0 0 0	0 0 8 12	0.00 3.000																

Toronto Blue Jays @ Tampa Bay Rays
Tropicana Field, St. Petersburg, FL
Thu May 05 2011, 1:12 PM - 3:42 PM EDT
Att: 12,682 - Dome - 72 F

livebaseballscorecards.com

AB 31
R 1
H 5
RBI 1
BB 0
SO 10
LOB 7

Batter	1	2	3	4	5	6	7	8	9	AB	R	H	RBI	BB	SO	LOB	BOTTOM			
5 Sam Fuld, L OBP: 0.323, SLG: 0.391										4	0	0	0	0	0	4				
18 Ben Zobrist, S OBP: 0.323, SLG: 0.565										3	1	1	0	1	0	0				
22 Johnny Damon, L OBP: 0.296, SLG: 0.418										4	0	2	1	0	0	1				
3 Evan Longoria, R OBP: 0.333, SLG: 0.214										3	0	0	0	1	1	2				
20 Matt Joyce, L OBP: 0.398, SLG: 0.506										3	0	1	1	0	1	1				
2 B.J. Upton, R OBP: 0.320, SLG: 0.385										4	0	0	0	0	0	3				
11 Casey Kotchman, L OBP: 0.400, SLG: 0.415										3	0	1	0	1	1	1				
1 Sean Rodriguez, R OBP: 0.319, SLG: 0.460										4	1	1	0	0	0	3				
2B John Jaso, L OBP: 0.313, SLG: 0.458										2	1	1	1	1	0	1				
Inning Stats	R: 0 E: 0 K: 1 S: 9	H: 1 LOB: 1 BB: 0 P: 15	R: 0 E: 0 K: 2 S: 10	H: 0 LOB: 0 BB: 0 P: 15	R: 3 E: 0 K: 0 S: 14	H: 3 LOB: 2 BB: 2 P: 30	R: 0 E: 0 K: 0 S: 6	H: 0 LOB: 1 BB: 1 P: 13	R: 0 E: 0 K: 0 S: 11	H: 1 LOB: 1 BB: 0 P: 17	R: 0 E: 0 K: 0 S: 7	H: 0 LOB: 0 BB: 0 P: 13	R: 0 E: 0 K: 0 S: 11	H: 1 LOB: 1 BB: 0 P: 16	R: 0 E: 0 K: 0 S: 11	H: 1 LOB: 1 BB: 0 P: 16	1B: 4 2B: 3 3B: 0 HR: 0	SF: 1 SAC: 0 DP: 0 HBP: 0	WP: 0 PB: 0 SB: 0 CS: 0	PA: 35
PITCHER	IP ERA: 4.5	WLS BF	H R ER SO	BB IBB HBP BLK	WP HR S P	ERA WHIP	PITCHER										IP ERA WHIP			
4 Kyle Drabek, R ERA: 4.5	5.2	L 27	6 3 3 3	4 0 0 0	0 0 0 0	1.765														
44 Casey Janssen, R ERA: 0.71	1.1	5	1 0 0 0	0 0 0 0	0 0 12 21	0.00 0.750														
29 Octavio Dotel, R ERA: 4.0	1.0	3	0 0 0 0	0 0 0 0	0 0 8 10	0.00 0.000														

Toronto Blue Jays @ Tampa Bay Rays
Tropicana Field, St. Petersburg, FL
Thu May 05 2011, 1:12 PM - 3:42 PM EDT
Att: 12,682 - Dome - 72 F


livebaseballscorecards.com

AB 30
R 3
H 7
RBI 3
BB 4
SO 3
LOB 16

Batter	1	2	3	4	5	6	7	8	9	AB	R	H	RBI	BB	SO	LOB	TOP										
14 Austin Jackson, R OBP: 0.259, SLG: 0.282 32 Don Kelly, L OBP: 0.278, SLG: 0.353	1-0 FC3-6 1B		2-3 K		2-3 K			0-1 F7	2-1 20 1B	3	0	1	0	0	2	0											
20 Scott Sizemore, R OBP: 0.353, SLG: 0.375	0-3 K		4-0 BB		2-3 K			0-1 F8	0-0 1B	4	0	1	1	1	2	1											
26 Brennan Boesch, L OBP: 0.362, SLG: 0.438	2-2 FC3-6 41 1B		2-3 K					1-3 K	1-1 L4	5	0	0	0	0	2	4											
24 Miguel Cabrera, R OBP: 0.451, SLG: 0.591	1-4 BB							0-1 F7		3	0	0	0	1	1												
41 Victor Martinez, S OBP: 0.316, SLG: 0.406 25 Ryan Raburn, R OBP: 0.277, SLG: 0.404	3-1 1B		1-3 K		4-0 30 2B 27 G6-3 BB			1-0 F7		3	1	1	0	1	0	0											
30 Magglio Ordonez, R OBP: 0.245, SLG: 0.241		2-2 G6-3		2-2 2B				0-0 G6-3		4	0	1	0	0	0	1											
27 Jhonny Peralta, R OBP: 0.319, SLG: 0.371		2-3 K		1-0 G5-3				1-0 13 FC1-6 1B		4	1	2	1	0	1	1											
13 Alex Avila, L OBP: 0.330, SLG: 0.548		1-2 G6-3		0-0 F7				1-2 FC1-6		4	0	0	0	0	0	4											
15 Brandon Inge, R OBP: 0.248, SLG: 0.298								0-3 K		4	1	1	2	0	3	1											
Inning Stats	R: 0 E: 0 K: 1 S: 9	H: 2 LOB: 2 BB: 1 P: 19	R: 0 E: 0 K: 1 S: 9	H: 0 LOB: 0 BB: 0 P: 14	R: 0 E: 0 K: 3 S: 11	H: 0 LOB: 1 BB: 1 P: 20	R: 1 E: 0 K: 1 S: 9	H: 1 LOB: 0 BB: 1 P: 17	R: 0 E: 0 K: 0 S: 4	H: 0 LOB: 0 BB: 0 P: 5	R: 0 E: 0 K: 1 S: 8	H: 1 LOB: 1 BB: 0 P: 10	R: 0 E: 0 K: 1 S: 8	H: 0 LOB: 0 BB: 0 P: 10	R: 3 E: 1 K: 0 S: 16	H: 4 LOB: 2 BB: 0 P: 24	1B: 6 2B: 2 3B: 0 HR: 0	SF: 0 SAC: 0 DP: 0 HBP: 0	WP: 1 PB: 0 SB: 0 CS: 0	PA: 39							
PITCHER	IP	WLS	BF	H	R	ER	SO	BB	IBB	HBP	BLK	WP	HR	S	P	ERA	WHIP										
51 Jesse Litsch, R ERA: 4.04	6.1	W	25	4	1	1	9	3	0	0	0	0	0	53	95	1.42	1.105										
54 Jason Frasor, R ERA: 1.99	0.2	H	2	0	0	0	1	0	0	0	0	0	0	6	7	0.00	0.000										
60 Jon Rauch, R ERA: 3.75	1.0		4	0	0	0	1	0	0	0	0	0	1	8	10	0.00	0.000										
57 Shawn Camp, R ERA: 2.35	0.2	S	7	4	3	0	0	0	0	0	0	0	0	14	21	0.00	6.000										
50 Frank Francisco, R ERA: 2.7	0.1	S	1	0	0	0	0	0	0	0	0	0	0	2	3	0.00	0.000										

Detroit Tigers @ Toronto Blue Jays
Rogers Centre, Toronto, ON
Fri May 06 2011, 7:09 PM - 10:01 PM EDT
Att. 19,711 - Roof Closed - 68 F


AB 36
R 4
H 8
RBI 4
BB 3
SO 11
LOB 13



Batter	1	2	3	4	5	6	7	8	9	AB	R	H	RBI	BB	SO	LOB	BOTTOM										
11 Rajai Davis, R OBP: 0.222, SLG: 0.233	0-1 5 1B 26 1B		0-1 G5-3		1-0 P5			0-0 G3		5	1	1	0	0	0	3											
16 Corey Patterson, L OBP: 0.315, SLG: 0.440	1-2 K		0-0 5 F 2B		0-1 5 CS 1B			1-2 2B		5	0	3	2	0	1	2											
5 Yunel Escobar, R OBP: 0.318, SLG: 0.357	0-0 20 1B		0-0 E5		3-2 F8			0-0 BB		4	1	1	0	1	0	2											
26 Adam Lind, L OBP: 0.348, SLG: 0.524	0-0 9 1B		2-3 K		0-0 F8			2-2 HR		5	2	2	2	0	2	4											
20 Juan Rivera, R OBP: 0.343, SLG: 0.330	1-2 9 1B		1-0 9 2B		3-2 1B			1-0 G1-3		4	1	3	1	0	0	0											
9 J.P. Arencibia, R OBP: 0.314, SLG: 0.513	0-1 1B		2-1 1B		0-1 F8			1-0 F8		4	0	2	2	0	0	1											
10 Edwin Encarnación, R OBP: 0.279, SLG: 0.359	2-3 K		1-2 P3		1-0 F8			2-2 11 G3 16 1B 2B		4	1	1	0	0	1	4											
18 Mike McCoy, R OBP: 0.295, SLG: 0.341	0-0 F8		0-3 K		3-3 K			1-1 11 G3 16 2B		4	1	1	0	0	2	3											
6 John McDonald, R OBP: 0.269, SLG: 0.310		1-0 G6-3		0-1 G1-3				1-3 K		4	0	1	0	0	1	3											
Inning Stats	R: 3 E: 0 K: 2 S: 17	H: 5 LOB: 0 BB: 0 P: 21	R: 0 E: 1 K: 1 S: 8	H: 1 LOB: 2 BB: 0 P: 9	R: 1 E: 0 K: 1 S: 11	H: 2 LOB: 0 BB: 0 P: 15	R: 0 E: 0 K: 0 S: 6	H: 1 LOB: 0 BB: 0 P: 10	R: 0 E: 0 K: 1 S: 9	H: 1 LOB: 1 BB: 0 P: 11	R: 0 E: 0 K: 1 S: 12	H: 1 LOB: 0 BB: 0 P: 19	R: 1 E: 0 K: 2 S: 14	H: 3 LOB: 2 BB: 1 P: 25	1B: 10 2B: 4 3B: 0 HR: 1	SF: 0 SAC: 0 DP: 0 HBP: 0	WP: 0 PB: 0 SB: 0 CS: 1	PA: 40									
PITCHER	IP	WLS	BF	H	R	ER	SO	BB	IBB	HBP	BLK	WP	HR	S	P	ERA	WHIP										
40 Phil Coke, L ERA: 4.75	6.0	L	29	11	4	4	5	0	0	0	0	0	1	21	32	16.20	1.800										
60 Brayan Villarreal, R ERA: 5.79	1.2		8	3	3	3	1	0	0	0	0	0	0	5	12	0.00	6.000										
36 Brad Thomas, L ERA: 10.0	0.1		3	1	0	0	1	1	0	0	0	0	0	5	12	0.00	6.000										

Detroit Tigers @ Toronto Blue Jays
Rogers Centre, Toronto, ON
Fri May 06 2011, 7:09 PM - 10:01 PM EDT
Att. 19,711 - Roof Closed - 68 F

AB 39
R 7
H 15
RBI 7
BB 1
SO 7
LOB 22



Batter	1	2	3	4	5	6	7	8	9	AB	R	H	RBI	BB	SO	LOB	TOP			
14 Austin Jackson, R OBP: 0.271, SLG: 0.302	G1-3		G6-3	2B		1B			F7	5	1	3	0	0	0	1				
20 Scott Sizemore, R OBP: 0.405, SLG: 0.368	K		BB						BB	3	1	1	1	2	2	1				
30 Magglio Ordonez, R OBP: 0.235, SLG: 0.231	G3		G6-3	L9					F8	4	0	0	1	0	0	3				
57 Casper Wells, R OBP: 0.310, SLG: 0.368									F9	1	0	0	0	0	0	2				
24 Miguel Cabrera, R OBP: 0.450, SLG: 0.576		G6-3	G5-3						F9	3	1	0	0	2	0	1				
41 Victor Martinez, S OBP: 0.211, SLG: 0.405	K		G5-3						K	5	0	2	2	0	2	0				
27 Jhonny Peralta, R OBP: 0.322, SLG: 0.400	G5-3			HR					F9	5	1	2	2	0	0	1				
25 Ryan Raburn, R OBP: 0.282, SLG: 0.412			1B	2B					F8	5	1	2	0	0	1	3				
13 Alex Avila, L OBP: 0.336, SLG: 0.573			HBP	HR					K	3	2	1	2	0	1	0				
15 Brandon Inge, R OBP: 0.256, SLG: 0.292			BB	P3					K	2	2	0	0	2	1	0				
			BB						BB											
Inning Stats	R: 0 E: 0 K: 1 S: 6	H: 0 LOB: 0 BB: 0 P: 9	R: 0 E: 0 K: 1 S: 9	H: 0 LOB: 0 BB: 0 P: 14	R: 3 E: 0 K: 0 S: 15	H: 2 LOB: 1 BB: 2 P: 32	R: 3 E: 0 K: 0 S: 20	H: 5 LOB: 2 BB: 1 P: 35	R: 1 E: 0 K: 0 S: 7	H: 1 LOB: 1 BB: 0 P: 16	R: 0 E: 0 K: 1 S: 9	H: 0 LOB: 0 BB: 0 P: 10	R: 0 E: 0 K: 1 S: 8	H: 0 LOB: 0 BB: 0 P: 14	R: 2 E: 0 K: 1 S: 15	H: 2 LOB: 3 BB: 3 P: 29	1B: 7 2B: 2 3B: 0 HR: 2	SF: 0 SAC: 0 DP: 1 HBP: 1	WP: 2 PB: 0 SB: 0 CS: 0	PA: 43
PITCHER	IP WLS BF H R ER SO	IP WLS BF H R ER SO	IP WLS BF H R ER SO	IP WLS BF H R ER SO	IP WLS BF H R ER SO	IP WLS BF H R ER SO	IP WLS BF H R ER SO	IP WLS BF H R ER SO	IP WLS BF H R ER SO	IP WLS BF H R ER SO	IP WLS BF H R ER SO	IP WLS BF H R ER SO	IP WLS BF H R ER SO	IP WLS BF H R ER SO	IP WLS BF H R ER SO	IP WLS BF H R ER SO	BB IBB HBP BLK WP HR S P	ERA WHIP	ERA WHIP	
24 Ricky Romero, L ERA: 4.04	3.1	L	17	5	6	6	2	2	0	1	1	1	1	2	41	74	16.20	2.100		
33 Carlos Villanueva, R ERA: 1.77	4.2		18	4	1	1	4	1	0	0	0	1	0	39	69	1.93	1.071			
44 Casey Janssen, R ERA: 2.03	0.2		7	2	2	2	0	3	0	0	0	0	0	12	25	27.00	7.500			
29 Octavio Dotel, R ERA: 3.86	0.1		1	0	0	0	1	0	0	0	0	0	0	3	4	0.00	0.000			

Detroit Tigers @ Toronto Blue Jays
Rogers Centre, Toronto, ON
Sat May 07 2011, 4:09 PM - 6:43 PM EDT
Att: 23,453 - Partly Cloudy - 55 F

AB 36
R 9
H 11
RBI 8
BB 6
SO 7
LOB 12



Batter	1	2	3	4	5	6	7	8	9	AB	R	H	RBI	BB	SO	LOB	BOTTOM					
5 Yunel Escobar, R OBP: 0.311, SLG: 0.347	G6-3			G6-3					G6-3	3	0	0	0	0	0	0						
16 Corey Patterson, L OBP: 0.304, SLG: 0.425	K			P6					P5	3	0	0	0	0	1	0						
20 Juan Rivera, R OBP: 0.333, SLG: 0.319	L7			K					G1-3	3	0	0	0	0	1	0						
26 Adam Lind, L OBP: 0.343, SLG: 0.516		G4-3							L8	2	0	0	0	0	0	0						
18 Mike McCoy, R OBP: 0.289, SLG: 0.333					G3					1	0	0	0	0	0	0						
9 J.P. Arencibia, R OBP: 0.315, SLG: 0.500		G5-3			P3				BB	2	0	0	0	1	0	0						
10 Edwin Encarnación, R OBP: 0.270, SLG: 0.347		G5-3			G1-3				G6-4-3	3	0	0	0	0	1	0						
40 David Cooper, L OBP: 0.208, SLG: 0.190				F8					P4	3	0	0	0	0	0	0						
6 John McDonald, R OBP: 0.259, SLG: 0.297				K					G4-3	3	0	0	0	0	1	0						
11 Rajai Davis, R OBP: 0.212, SLG: 0.222				P5					K	3	0	0	0	0	1	0						
Inning Stats	R: 0 E: 0 K: 1 S: 7	H: 0 LOB: 0 BB: 0 P: 10	R: 0 E: 0 K: 0 S: 5	H: 0 LOB: 0 BB: 0 P: 7	R: 0 E: 0 K: 1 S: 10	H: 0 LOB: 0 BB: 0 P: 14	R: 0 E: 0 K: 1 S: 11	H: 0 LOB: 0 BB: 0 P: 14	R: 0 E: 0 K: 0 S: 6	H: 0 LOB: 0 BB: 0 P: 11	R: 0 E: 0 K: 0 S: 7	H: 0 LOB: 0 BB: 0 P: 12	R: 0 E: 0 K: 0 S: 10	H: 0 LOB: 0 BB: 0 P: 14	R: 0 E: 0 K: 0 S: 11	H: 0 LOB: 0 BB: 1 P: 16	R: 0 E: 0 K: 1 S: 7	H: 0 LOB: 0 BB: 0 P: 10	1B: 0 2B: 0 3B: 0 HR: 0	SF: 0 SAC: 0 DP: 1 HBP: 0	WP: 0 PB: 0 SB: 0 CS: 0	PA: 27
PITCHER	IP WLS BF H R ER SO	IP WLS BF H R ER SO	IP WLS BF H R ER SO	IP WLS BF H R ER SO	IP WLS BF H R ER SO	IP WLS BF H R ER SO	IP WLS BF H R ER SO	IP WLS BF H R ER SO	IP WLS BF H R ER SO	IP WLS BF H R ER SO	IP WLS BF H R ER SO	IP WLS BF H R ER SO	IP WLS BF H R ER SO	IP WLS BF H R ER SO	IP WLS BF H R ER SO	IP WLS BF H R ER SO	BB IBB HBP BLK WP HR S P	ERA WHIP	ERA WHIP			
35 Justin Verlander, R ERA: 3.16	9.0	W	27	0	0	0	4	1	0	0	0	0	0	74	108	0.00	0.111					

Detroit Tigers @ Toronto Blue Jays
Rogers Centre, Toronto, ON
Sat May 07 2011, 4:09 PM - 6:43 PM EDT
Att: 23,453 - Partly Cloudy - 55 F

AB 26
R 0
H 0
RBI 0
BB 1
SO 4
LOB 1



Batter	1	2	3	4	5	6	7	8	9	AB	R	H	RBI	BB	SO	LOB	TOP					
14 Austin Jackson, R OBP: 0.283, SLG: 0.336										5	1	3	2	0	0	2						
20 Scott Sizemore, R OBP: 0.370, SLG: 0.304										4	1	0	0	1	1	4						
30 Magglio Ordonez, R OBP: 0.235, SLG: 0.242										4	0	1	0	0	0	4						
32 Don Kelly, L OBP: 0.270, SLG: 0.343										1	1	0	0	0	1	1						
24 Miguel Cabrera, R OBP: 0.444, SLG: 0.566										4	0	1	1	0	0	2						
41 Victor Martinez, S OBP: 0.318, SLG: 0.410										4	1	1	1	0	0	2						
27 Jhonny Peralta, R OBP: 0.328, SLG: 0.412										4	0	2	1	0	1	0						
25 Ryan Raburn, R OBP: 0.273, SLG: 0.398										4	0	0	0	0	1	3						
57 Casper Wells, R OBP: 0.304, SLG: 0.357										4	0	1	0	0	0	2						
15 Brandon Inge, R OBP: 0.264, SLG: 0.300										4	1	2	0	0	0	0						
Inning Stats	R: 0 E: 0 K: 0 S: 7	H: 1 LOB: 1 BB: 0 P: 11	R: 0 E: 0 K: 1 S: 10	H: 0 LOB: 0 BB: 0 P: 13	R: 0 E: 0 K: 0 S: 3	H: 0 LOB: 0 BB: 0 P: 5	R: 2 E: 0 K: 0 S: 11	H: 2 LOB: 1 BB: 1 P: 17	R: 0 E: 0 K: 0 S: 8	H: 0 LOB: 0 BB: 0 P: 7	R: 2 E: 0 K: 0 S: 11	H: 2 LOB: 0 BB: 0 P: 14	R: 1 E: 0 K: 1 S: 14	H: 3 LOB: 2 BB: 0 P: 20	R: 0 E: 0 K: 2 S: 11	H: 1 LOB: 1 BB: 0 P: 20	1B: 7 2B: 3 3B: 0 HR: 1	SF: 0 SAC: 0 DP: 0 HBP: 0	WP: 1 PB: 0 SB: 0 CS: 0	PA: 39		
PITCHER	IP WLS BF H R ER SO BB IBB HBP BLK WP HR S P ERA WHIP	IP WLS BF H R ER SO BB IBB HBP BLK WP HR S P ERA WHIP	IP WLS BF H R ER SO BB IBB HBP BLK WP HR S P ERA WHIP	IP WLS BF H R ER SO BB IBB HBP BLK WP HR S P ERA WHIP	IP WLS BF H R ER SO BB IBB HBP BLK WP HR S P ERA WHIP	IP WLS BF H R ER SO BB IBB HBP BLK WP HR S P ERA WHIP	IP WLS BF H R ER SO BB IBB HBP BLK WP HR S P ERA WHIP	IP WLS BF H R ER SO BB IBB HBP BLK WP HR S P ERA WHIP	IP WLS BF H R ER SO BB IBB HBP BLK WP HR S P ERA WHIP	IP WLS BF H R ER SO BB IBB HBP BLK WP HR S P ERA WHIP	IP WLS BF H R ER SO BB IBB HBP BLK WP HR S P ERA WHIP	IP WLS BF H R ER SO BB IBB HBP BLK WP HR S P ERA WHIP	IP WLS BF H R ER SO BB IBB HBP BLK WP HR S P ERA WHIP	IP WLS BF H R ER SO BB IBB HBP BLK WP HR S P ERA WHIP	IP WLS BF H R ER SO BB IBB HBP BLK WP HR S P ERA WHIP	IP WLS BF H R ER SO BB IBB HBP BLK WP HR S P ERA WHIP	IP WLS BF H R ER SO BB IBB HBP BLK WP HR S P ERA WHIP	IP WLS BF H R ER SO BB IBB HBP BLK WP HR S P ERA WHIP	IP WLS BF H R ER SO BB IBB HBP BLK WP HR S P ERA WHIP	IP WLS BF H R ER SO BB IBB HBP BLK WP HR S P ERA WHIP	IP WLS BF H R ER SO BB IBB HBP BLK WP HR S P ERA WHIP	IP WLS BF H R ER SO BB IBB HBP BLK WP HR S P ERA WHIP

Detroit Tigers @ Toronto Blue Jays
Rogers Centre, Toronto, ON
Sun May 08 2011, 1:08 PM - 3:42 PM EDT
Att: 17,392 - Partly Cloudy + 52 F

AB 38
R 5
H 11
RBI 5
BB 1
SO 4
LOB 20



Batter	1	2	3	4	5	6	7	8	9	AB	R	H	RBI	BB	SO	LOB	BOTTOM						
5 Yunel Escobar, R OBP: 0.316, SLG: 0.352										4	0	2	0	0	0	0							
16 Corey Patterson, L OBP: 0.302, SLG: 0.429										4	0	1	0	0	0	3							
19 José Bautista, R OBP: 0.521, SLG: 0.773										4	1	1	2	0	1	1							
20 Juan Rivera, R OBP: 0.321, SLG: 0.306										4	0	0	0	0	1	1							
2 Aaron Hill, R OBP: 0.264, SLG: 0.288										4	0	1	0	0	1	0							
9 J.P. Arencibia, R OBP: 0.304, SLG: 0.482										3	0	0	0	0	0	1							
10 Edwin Encarnación, R OBP: 0.272, SLG: 0.357										3	0	1	0	0	0	0							
40 David Cooper, L OBP: 0.185, SLG: 0.167										3	0	0	0	0	1	1							
11 Rajai Davis, R OBP: 0.217, SLG: 0.227										3	1	1	0	0	0	0							
Inning Stats	R: 0 E: 0 K: 0 S: 9	H: 1 LOB: 1 BB: 0 P: 16	R: 0 E: 0 K: 1 S: 11	H: 1 LOB: 0 BB: 0 P: 17	R: 2 E: 0 K: 0 S: 10	H: 3 LOB: 0 BB: 0 P: 18	R: 0 E: 0 K: 0 S: 6	H: 0 LOB: 0 BB: 0 P: 10	R: 0 E: 0 K: 0 S: 5	H: 0 LOB: 0 BB: 0 P: 6	R: 0 E: 0 K: 0 S: 4	H: 0 LOB: 0 BB: 0 P: 7	R: 0 E: 0 K: 0 S: 5	H: 1 LOB: 0 BB: 0 P: 9	R: 0 E: 0 K: 0 S: 10	H: 1 LOB: 1 BB: 0 P: 14	R: 0 E: 0 K: 3 S: 10	H: 0 LOB: 0 BB: 0 P: 13	1B: 4 2B: 2 3B: 0 HR: 1	SF: 0 SAC: 0 DP: 2 HBP: 0	WP: 0 PB: 0 SB: 0 CS: 0	PA: 32	
PITCHER	IP WLS BF H R ER SO BB IBB HBP BLK WP HR S P ERA WHIP	IP WLS BF H R ER SO BB IBB HBP BLK WP HR S P ERA WHIP	IP WLS BF H R ER SO BB IBB HBP BLK WP HR S P ERA WHIP	IP WLS BF H R ER SO BB IBB HBP BLK WP HR S P ERA WHIP	IP WLS BF H R ER SO BB IBB HBP BLK WP HR S P ERA WHIP	IP WLS BF H R ER SO BB IBB HBP BLK WP HR S P ERA WHIP	IP WLS BF H R ER SO BB IBB HBP BLK WP HR S P ERA WHIP	IP WLS BF H R ER SO BB IBB HBP BLK WP HR S P ERA WHIP	IP WLS BF H R ER SO BB IBB HBP BLK WP HR S P ERA WHIP	IP WLS BF H R ER SO BB IBB HBP BLK WP HR S P ERA WHIP	IP WLS BF H R ER SO BB IBB HBP BLK WP HR S P ERA WHIP	IP WLS BF H R ER SO BB IBB HBP BLK WP HR S P ERA WHIP	IP WLS BF H R ER SO BB IBB HBP BLK WP HR S P ERA WHIP	IP WLS BF H R ER SO BB IBB HBP BLK WP HR S P ERA WHIP	IP WLS BF H R ER SO BB IBB HBP BLK WP HR S P ERA WHIP	IP WLS BF H R ER SO BB IBB HBP BLK WP HR S P ERA WHIP	IP WLS BF H R ER SO BB IBB HBP BLK WP HR S P ERA WHIP	IP WLS BF H R ER SO BB IBB HBP BLK WP HR S P ERA WHIP	IP WLS BF H R ER SO BB IBB HBP BLK WP HR S P ERA WHIP	IP WLS BF H R ER SO BB IBB HBP BLK WP HR S P ERA WHIP	IP WLS BF H R ER SO BB IBB HBP BLK WP HR S P ERA WHIP	IP WLS BF H R ER SO BB IBB HBP BLK WP HR S P ERA WHIP	IP WLS BF H R ER SO BB IBB HBP BLK WP HR S P ERA WHIP

Detroit Tigers @ Toronto Blue Jays
Rogers Centre, Toronto, ON
Sun May 08 2011, 1:08 PM - 3:42 PM EDT
Att: 17,392 - Partly Cloudy + 52 F


AB 32
R 2
H 7
RBI 2
BB 0
SO 4
LOB 7



Batter	1	2	3	4	5	6	7	8	9	AB	R	H	RBI	BB	SO	LOB	TOP										
14 Austin Jackson, R OBP: 0.278, SLG: 0.336	G5-3		K			G4-3	E5		K	6	1	4	0	2	4												
39 Ramon Santiago, S OBP: 0.320, SLG: 0.348	L9		K			L8				5	0	1	1	0	2	4											
26 Brennan Boesch, L OBP: 0.356, SLG: 0.422	K									4	2	0	0	1	2	4											
24 Miguel Cabrera, R OBP: 0.437, SLG: 0.548	K									4	1	0	0	1	2	1											
57 Casper Wells, R OBP: 0.304, SLG: 0.357										0	0	0	0	0	0	0											
41 Victor Martinez, S OBP: 0.344, SLG: 0.488	P2									4	2	3	3	1	0	0											
32 Don Kelly, L OBP: 0.317, SLG: 0.368										3	1	2	1	0	0	1											
15 Brandon Inge, R OBP: 0.262, SLG: 0.297										1	1	0	0	0	0	1											
27 Jhonny Peralta, R OBP: 0.338, SLG: 0.415										4	1	2	0	1	1	3											
13 Alex Avila, L OBP: 0.348, SLG: 0.576	K									3	1	1	0	2	1	3											
25 Ryan Raburn, R OBP: 0.271, SLG: 0.390										5	0	1	1	0	1	5											
Inning Stats	R: 0 E: 0 K: 1 S: 6	H: 0 LOB: 0 BB: 0 P: 7	R: 0 E: 0 K: 2 S: 11	H: 1 LOB: 2 BB: 1 P: 21	R: 0 E: 0 K: 2 S: 7	H: 0 LOB: 0 BB: 0 P: 12	R: 6 E: 0 K: 2 S: 26	H: 4 LOB: 1 BB: 2 P: 44	R: 0 E: 0 K: 1 S: 9	H: 1 LOB: 1 BB: 0 P: 12	R: 0 E: 0 K: 0 S: 8	H: 1 LOB: 1 BB: 0 P: 11	R: 4 E: 1 K: 2 S: 23	H: 3 LOB: 2 BB: 2 P: 42	R: 0 E: 0 K: 0 S: 4	H: 0 LOB: 0 BB: 1 P: 9	R: 0 E: 0 K: 1 S: 7	H: 1 LOB: 1 BB: 0 P: 11	1B: 5 2B: 5 3B: 0 HR: 1	SF: 0 SAC: 0 DP: 1 HBP: 1	WP: 1 PB: 0 SB: 1 CS: 0	PA: 46					
PITCHER	IP	WLS	BF	H	R	ER	SO	BB	IBB	HBP	BLK	WP	HR	S	P	ERA	WHIP										
23 Brandon Morrow, R ERA: 4.71	3.1	L	17	3	5	5	6	3	0	0	0	1	0	39	71	13.50	1.800										
57 Shawn Camp, R ERA: 2.5	2.2		12	4	1	1	2	0	0	0	0	0	0	28	36	3.38	1.500										
29 Octavio Dotel, R ERA: 7.2	0.2		3	4	4	2	2	2	0	1	0	0	1	21	37	54.00	7.500										
60 Jon Rauch, R ERA: 3.38	1.1		4	0	0	0	0	1	0	0	0	0	0	6	14	0.00	0.750										
44 Casey Janssen, R ERA: 1.88	1.0		4	1	0	0	1	0	0	0	0	0	0	7	11	0.00	1.000										
Batter	1	2	3	4	5	6	7	8	9	AB	R	H	RBI	BB	SO	LOB	BOTTOM										
5 Yunel Escobar, R OBP: 0.333, SLG: 0.384	FC5-4									3	1	2	1	2	1	1											
16 Corey Patterson, L OBP: 0.297, SLG: 0.427	FC5-4									5	2	1	2	0	2	3											
19 José Bautista, R OBP: 0.524, SLG: 0.772										4	0	2	1	1	0	2											
10 Edwin Encarnación, R OBP: 0.289, SLG: 0.350	F9									5	0	1	1	0	1	4											
2 Aaron Hill, R OBP: 0.273, SLG: 0.286										4	0	1	0	0	1	4											
20 Juan Rivera, R OBP: 0.316, SLG: 0.301	F9									5	0	1	0	0	1	3											
9 J.P. Arencibia, R OBP: 0.302, SLG: 0.466										3	0	0	0	1	1	2											
40 David Cooper, L OBP: 0.194, SLG: 0.148										3	1	0	0	1	1	2											
8 José Molina, R OBP: 0.327, SLG: 0.409	K									2	1	0	0	2	2	2											
Inning Stats	R: 1 E: 0 K: 1 S: 15	H: 2 LOB: 1 BB: 0 P: 22	R: 0 E: 0 K: 1 S: 12	H: 0 LOB: 1 BB: 1 P: 19	R: 1 E: 0 K: 1 S: 13	H: 2 LOB: 1 BB: 0 P: 19	R: 0 E: 0 K: 1 S: 10	H: 1 LOB: 1 BB: 0 P: 15	R: 0 E: 0 K: 1 S: 11	H: 0 LOB: 2 BB: 2 P: 22	R: 0 E: 0 K: 2 S: 8	H: 0 LOB: 0 BB: 0 P: 12	R: 0 E: 0 K: 2 S: 11	H: 0 LOB: 1 BB: 1 P: 21	R: 0 E: 0 K: 1 S: 14	H: 1 LOB: 1 BB: 0 P: 18	R: 3 E: 0 K: 0 S: 12	H: 2 LOB: 2 BB: 3 P: 32	1B: 5 2B: 2 3B: 0 HR: 1	SF: 0 SAC: 0 DP: 0 HBP: 1	WP: 1 PB: 0 SB: 1 CS: 0	PA: 42					
PITCHER	IP	WLS	BF	H	R	ER	SO	BB	IBB	HBP	BLK	WP	HR	S	P	ERA	WHIP										
37 Max Scherzer, R ERA: 3.2	5.0	W	23	5	2	2	5	3	0	0	0	0	1	61	97	3.60	1.600										
62 Al Alburquerque, R ERA: 1.46	2.0		7	0	0	0	4	1	0	0	0	0	0	19	33	0.00	0.500										
53 Joaquin Benoit, R ERA: 7.5	1.0		4	1	0	0	1	0	0	0	0	0	0	14	18	0.00	1.000										
45 Ryan Perry, R ERA: 9.0	0.2		7	2	3	3	0	3	0	1	0	0	0	8	25	40.50	7.500										
46 Jose Valverde, R ERA: 1.8	0.1		1	0	0	0	0	0	0	0	0	1	0	4	7	0.00	0.000										


Detroit Tigers @ Toronto Blue Jays
Rogers Centre, Toronto, ON
Mon May 09 2011, 7:11 PM - 10:36 PM EDT
Att. 11,786 - Clear - 55 F

AB 39
R 10
H 11
RBI 10
BB 6
SO 11
LOB 26



Detroit Tigers @ Toronto Blue Jays
Rogers Centre, Toronto, ON
Mon May 09 2011, 7:11 PM - 10:36 PM EDT
Att. 11,786 - Clear - 55 F

AB 34
R 5
H 8
RBI 5
BB 7
SO 10
LOB 23



Batter	1	2	3	4	5	6	7	8	9	10	AB	R	H	RBI	BB	SO	LOB	TOP						
2 Jacoby Ellsbury, L OBP: 0.351, SLG: 0.464											6	0	3	0	0	1	2	Boston Red Sox @ Toronto Blue Jays Rogers Centre, Toronto, ON Tue May 10 2011, 7:09 PM - 11:01 PM EDT Att. 17,820 - Roof Closed - 68 F						
15 Dustin Pedroia, R OBP: 0.364, SLG: 0.326											4	1	2	0	2	0	2							
28 Adrián González, L OBP: 0.375, SLG: 0.541											6	2	3	3	0	2	3							
20 Kevin Youkilis, R OBP: 0.391, SLG: 0.459											5	0	0	0	0	2	3							
34 David Ortiz, L OBP: 0.376, SLG: 0.472											5	2	3	1	0	0	2							
7 J.D. Drew, L OBP: 0.351, SLG: 0.361											5	0	2	0	0	1	1							
12 Jed Lowrie, S OBP: 0.360, SLG: 0.505											4	0	1	0	0	1	3							
76 Jose Iglesias, R (8, 6)											1	1	0	0	0	1	1							
13 Carl Crawford, L OBP: 0.248, SLG: 0.297											5	0	1	1	0	2	3							
39 Jarrod Saltalamacchia, 3rd OBP: 0.260, SLG: 0.278											3	0	1	1	1	2	2							
54 Darnell McDonald, R OBP: 0.227, SLG: 0.300											0	0	0	0	0	0	0							
33 Jason Varitek, S OBP: 0.241, SLG: 0.212											1	0	0	0	0	0	0							
Inning Stats	R: 0 E: 0 K: 2 S: 12	H: 1 LOB: 1 BB: 1 P: 23	R: 1 E: 0 K: 2 S: 15	H: 3 LOB: 0 BB: 0 P: 25	R: 0 E: 0 K: 1 S: 8	H: 0 LOB: 0 BB: 0 P: 14	R: 1 E: 0 K: 0 S: 12	H: 2 LOB: 2 BB: 1 P: 24	R: 2 E: 0 K: 0 S: 13	H: 2 LOB: 1 BB: 1 P: 23	R: 0 E: 0 K: 3 S: 10	H: 0 LOB: 0 BB: 0 P: 13	R: 0 E: 0 K: 0 S: 13	H: 2 LOB: 1 BB: 0 P: 18	R: 1 E: 0 K: 1 S: 12	H: 3 LOB: 2 BB: 0 P: 16	R: 1 E: 0 K: 3 S: 14	H: 2 LOB: 2 BB: 0 P: 18	R: 0 E: 0 K: 0 S: 10	H: 1 LOB: 0 BB: 0 P: 16	1B: 11 2B: 2 3B: 0 HR: 3	SF: 0 SAC: 0 DP: 1 HBP: 0	WP: 1 PB: 0 SB: 2 CS: 1	PA: 48
PITCHER	IP WLS BF H R ER SO BB IBB HBP BLK WP HR S P ERA WHIP	4 Kyle Drabek, R ERA: 4.81	54 Jason Frasor, R ERA: 1.65	34 Marc Rzepczynski, L ERA: 2.6	60 Jon Frasch, R ERA: 3.29	50 Frank Francisco, R ERA: 3.52	PITCHER	IP WLS BF H R ER SO BB IBB HBP BLK WP HR S P ERA WHIP	33 Carlos Villanueva, R ERA: 1.69															

Boston Red Sox @ Toronto Blue Jays
 Rogers Centre, Toronto, ON
 Tue May 10 2011, 7:09 PM - 11:01 PM EDT
 Att. 17,820 - Roof Closed - 68 F

AB	45
R	6
H	16
RBI	6
BB	3
SO	12
LOB	22



Batter	1	2	3	4	5	6	7	8	9	10	AB	R	H	RBI	BB	SO	LOB	BOTTOM						
5 Yunel Escobar, R OBP: 0.345, SLG: 0.386											2	1	1	0	1	1	0	Boston Red Sox @ Toronto Blue Jays Rogers Centre, Toronto, ON Tue May 10 2011, 7:09 PM - 11:01 PM EDT Att. 17,820 - Roof Closed - 68 F						
40 David Cooper, L OBP: 0.212, SLG: 0.286											5	1	2	0	0	2	3							
16 Corey Patterson, L OBP: 0.302, SLG: 0.426											4	2	1	1	1	1	3							
19 José Bautista, R OBP: 0.519, SLG: 0.781											4	0	1	1	1	0	0							
10 Edwin Encarnación, R OBP: 0.274, SLG: 0.355											5	0	0	1	0	1	4							
2 Aaron Hill, R OBP: 0.256, SLG: 0.267											3	0	0	1	1	0	1							
20 Juan Rivera, R OBP: 0.320, SLG: 0.292											4	1	1	1	1	2	4							
9 J.P. Arencibia, R OBP: 0.307, SLG: 0.489											4	1	1	1	1	2	4							
6 John McDonald, R OBP: 0.267, SLG: 0.286											3	0	0	0	2	1	0							
11 Rajai Davis, R OBP: 0.230, SLG: 0.268											5	1	2	0	0	1	4							
Inning Stats	R: 3 E: 0 K: 1 S: 10	H: 1 LOB: 1 BB: 3 P: 25	R: 0 E: 0 K: 1 S: 8	H: 0 LOB: 0 BB: 0 P: 13	R: 0 E: 0 K: 1 S: 15	H: 2 LOB: 3 BB: 1 P: 22	R: 0 E: 0 K: 1 S: 12	H: 2 LOB: 1 BB: 0 P: 17	R: 1 E: 0 K: 0 S: 13	H: 1 LOB: 0 BB: 1 P: 19	R: 1 E: 0 K: 1 S: 14	H: 1 LOB: 2 BB: 1 P: 24	R: 0 E: 0 K: 1 S: 13	H: 0 LOB: 3 BB: 2 P: 26	R: 1 E: 0 K: 1 S: 14	H: 1 LOB: 0 BB: 0 P: 18	R: 0 E: 0 K: 1 S: 8	H: 0 LOB: 0 BB: 0 P: 13	R: 1 E: 0 K: 1 S: 11	H: 1 LOB: 0 BB: 0 P: 14	1B: 4 2B: 1 3B: 1 HR: 3	SF: 1 SAC: 0 DP: 0 HBP: 2	WP: 0 PB: 0 SB: 2 CS: 1	PA: 46
PITCHER	IP WLS BF H R ER SO BB IBB HBP BLK WP HR S P ERA WHIP	31 Jon Lester, L ERA: 2.96	53 Rich Hill, L ERA: 2.63	91 Alfredo Aceves, R ERA: 2.63	51 Daniel Bard, R ERA: 2.89	32 Matt Albers, R ERA: 1.89	PITCHER	IP WLS BF H R ER SO BB IBB HBP BLK WP HR S P ERA WHIP	31 Jon Lester, L ERA: 2.96															

Boston Red Sox @ Toronto Blue Jays
 Rogers Centre, Toronto, ON
 Tue May 10 2011, 7:09 PM - 11:01 PM EDT
 Att. 17,820 - Roof Closed - 68 F

AB	36
R	7
H	9
RBI	7
BB	7
SO	9
LOB	19



Batter	1	2	3	4	5	6	7	8	9	AB	R	H	RBI	BB	SO	LOB	TOP										
2 Jacoby Ellsbury, L OBP: 0.342, SLG: 0.451	G3-1		G6-3		G6-3			G1-3		4	0	0	0	0	0	2	Boston Red Sox @ Toronto Blue Jays Rogers Centre, Toronto, ON Wed May 11 2011, 7:11 PM - 9:58 PM EDT Att: 19,163 - Clear - 57 F										
15 Dustin Pedroia, R OBP: 0.355, SLG: 0.317	K		G5-3				K	G4-3		4	0	0	0	0	2	0											
28 Adrián González, L OBP: 0.378, SLG: 0.566	2B				K		HR	F8		4	2	2	1	0	1	0											
20 Kevin Youkilis, R OBP: 0.394, SLG: 0.455	1B				P6		G5-3			3	0	1	1	1	0	0											
34 David Ortiz, L OBP: 0.372, SLG: 0.488	F8				P4		HR	G6-5-3		4	1	1	1	0	0	2											
7 J.D. Drew, L OBP: 0.364, SLG: 0.364	1B						F8			2	0	1	0	2	0	0											
13 Carl Crawford, L OBP: 0.295, SLG: 0.303	P4							G4-3		4	0	2	0	0	0	2											
39 Jarrod Saltalamacchia, R OBP: 0.250, SLG: 0.267	G4-6-3						K			3	0	0	0	0	2	4											
76 Jose Iglesias, R OBP: 0.315, SLG: 0.288	G6-3				FC5-4		K			3	0	0	0	0	1	2											
Inning Stats	R: 1 H: 2 E: 0 K: 1 S: 14	H: 2 LOB: 1 BB: 0 P: 22	R: 0 H: 0 E: 0 K: 0 S: 11	H: 1 LOB: 0 BB: 0 P: 16	R: 0 H: 0 E: 0 K: 0 S: 5	H: 0 LOB: 0 BB: 0 P: 7	R: 0 H: 0 E: 0 K: 1 S: 9	H: 0 LOB: 0 BB: 1 P: 15	R: 0 H: 1 E: 0 K: 1 S: 12	H: 2 LOB: 2 BB: 1 P: 21	R: 2 H: 2 E: 0 K: 1 S: 19	H: 2 LOB: 0 BB: 0 P: 27	R: 0 H: 1 E: 0 K: 2 S: 12	H: 1 LOB: 0 BB: 0 P: 14	R: 0 H: 0 E: 0 K: 0 S: 8	H: 0 LOB: 1 BB: 2 P: 10	R: 0 H: 0 E: 0 K: 0 S: 6	H: 0 LOB: 1 BB: 2 P: 16	1B: 4 2B: 2 3B: 0 HR: 2	SF: 0 SAC: 0 DP: 3 HBP: 0	WP: 0 PB: 0 SB: 0 CS: 1	PA: 34					
PITCHER	IP	WLS	BF	H	R	ER	SO	BB	IBB	HBP	BLK	WP	HR	S	P	ERA	WHIP										
51 Jesse Litsch, R ERA: 4.14	5.2	W	23	6	3	3	4	1	0	0	0	0	2	66	101	4.76	1.235										
44 Casey Janssen, R ERA: 1.72	1.1	H	4	1	0	0	2	0	0	0	0	0	0	16	21	0.00	0.750										
60 Jon Rauch, R ERA: 3.07	1.0		3	0	0	0	0	0	0	0	0	0	0	8	10	0.00	0.000										
50 Frank Francisco, R ERA: 3.12	1.0		4	0	0	0	0	2	0	0	0	0	0	6	16	0.00	2.000										

Batter	1	2	3	4	5	6	7	8	9	AB	R	H	RBI	BB	SO	LOB	BOTTOM										
5 Yunel Escobar, R OBP: 0.347, SLG: 0.385	1B		16 2 G5-3 BB		SF8		G1-3			3	1	1	1	1	1	2	Boston Red Sox @ Toronto Blue Jays Rogers Centre, Toronto, ON Wed May 11 2011, 7:11 PM - 9:58 PM EDT Att: 19,163 - Clear - 57 F										
16 Corey Patterson, L OBP: 0.315, SLG: 0.438	B1		2 19 S 1B		L4			9 19 BB 2B		4	1	2	1	1	0	1											
19 José Bautista, R OBP: 0.515, SLG: 0.760	P3		2 G5-3 BB		P5		40 9 BB 1B			4	1	1	0	1	1	2											
20 Juan Rivera, R OBP: 0.315, SLG: 0.288	P2		K		L8		F7			5	0	1	0	0	1	6											
2 Aaron Hill, R OBP: 0.253, SLG: 0.263	F9		G5-3		FC5-4 1B		L7			5	0	1	1	0	0	6											
9 J.P. Arencibia, R OBP: 0.302, SLG: 0.469	G4-3		F8		FC5-4		F9			4	1	0	0	1	1	5											
40 David Cooper, L OBP: 0.243, SLG: 0.267	HBP		F9		F9		G4-3			2	1	0	1	1	0	0											
6 John McDonald, R OBP: 0.278, SLG: 0.346	FC6-4		HR		HR		P6			4	2	2	3	0	0	1											
11 Rajai Davis, R OBP: 0.269, SLG: 0.307	5 16 1B		5 5 SF8 1B				1B			4	2	4	2	0	0	0											
Inning Stats	R: 0 H: 1 E: 1 K: 0 S: 10	H: 0 LOB: 1 BB: 0 P: 14	R: 0 H: 0 E: 0 K: 0 S: 6	H: 0 LOB: 0 BB: 0 P: 7	R: 2 H: 2 E: 0 K: 1 S: 16	H: 2 LOB: 2 BB: 1 P: 34	R: 2 H: 2 E: 0 K: 0 S: 11	H: 1 LOB: 0 BB: 0 P: 18	R: 0 H: 1 E: 0 K: 0 S: 8	H: 1 LOB: 1 BB: 3 P: 13	R: 5 H: 3 E: 0 K: 1 S: 13	H: 3 LOB: 1 BB: 3 P: 30	R: 0 H: 2 E: 0 K: 2 S: 21	H: 2 LOB: 2 BB: 0 P: 26	1B: 9 2B: 2 3B: 0 HR: 1	SF: 1 SAC: 0 DP: 0 HBP: 1	WP: 0 PB: 0 SB: 3 CS: 0	PA: 42									
PITCHER	IP	WLS	BF	H	R	ER	SO	BB	IBB	HBP	BLK	WP	HR	S	P	ERA	WHIP										
41 John Lackey, R ERA: 8.01	6.2	L	35	9	9	9	3	5	0	0	0	0	1	65	118	12.15	2.100										
49 Tim Wakefield, R ERA: 5.4	1.1		7	3	0	0	3	0	0	0	0	0	0	25	32	0.00	2.250										

AB	31
R	3
H	7
RBI	3
BB	3
SO	6
LOB	12



AB	35
R	9
H	12
RBI	9
BB	5
SO	4
LOB	23



Batter	1	2	3	4	5	6	7	8	9	AB	R	H	RBI	BB	SO	LOB	TOP			
5 Yuliel Escobar, R OBP: 0.391, SLG: 0.383										3	0	1	0	1	0	2				
16 Corey Patterson, L OBP: 0.310, SLG: 0.427										5	1	1	0	0	2	5				
19 José Bautista, R OBP: 0.525, SLG: 0.798										4	1	3	1	1	0	0				
20 Juan Rivera, R OBP: 0.318, SLG: 0.293										5	0	2	1	0	0	3				
2 Aaron Hill, R OBP: 0.261, SLG: 0.274										4	0	1	0	1	1	4				
9 J.P. Arencibia, R OBP: 0.297, SLG: 0.450										4	0	0	0	1	1	6				
10 Edwin Encarnación, R OBP: 0.290, SLG: 0.357										5	0	2	0	0	1	3				
40 David Cooper, L OBP: 0.243, SLG: 0.267										3	0	2	0	0	0	0				
6 John McDonald, R OBP: 0.290, SLG: 0.357																				
11 Rajai Davis, R OBP: 0.268, SLG: 0.304										4	0	1	0	0	0	3				
Inning Stats	R: 0 H: 1 E: 0 K: 0 S: 16	H: 2 R: 0 ER: 0 LOB: 2 BB: 2 P: 29	R: 0 H: 2 E: 0 K: 1 S: 15	H: 0 R: 0 ER: 0 LOB: 2 BB: 1 P: 25	R: 0 H: 0 E: 0 K: 0 S: 9	H: 1 R: 0 ER: 0 LOB: 1 BB: 0 P: 13	R: 0 H: 2 E: 0 K: 0 S: 13	H: 2 R: 1 ER: 0 LOB: 1 BB: 1 P: 27	R: 0 H: 2 E: 0 K: 1 S: 12	H: 2 R: 1 ER: 0 LOB: 2 BB: 0 P: 33	1B: 10 R: 3 H: 1 RBI: 2 BB: 4 SO: 5 LOB: 26	SF: 0 2B: 2 3B: 0 HR: 1	WP: 0 PA: 43							
PITCHER	IP: 5.1 WLS: 0 BF: 26 ERA: 5.89	H: 7 R: 0 ER: 0 SO: 1	BB: 3 IBB: 0 HBP: 0 BLK: 0	WP: 0 HR: 0 S: 71 P: 115	ERA: 0.00 WHIP: 1.875	IP: 6.1 WLS: 0 BF: 4 ERA: 7.59	H: 1 R: 1 ER: 1 SO: 1	BB: 1 IBB: 0 HBP: 0 BLK: 0	WP: 0 HR: 13 S: 22 P: 22	ERA: 13.50 WHIP: 3.000	IP: 7.1 WLS: 3 BF: 3 ERA: 6.48	H: 1 R: 0 ER: 0 SO: 1	BB: 0 IBB: 0 HBP: 0 BLK: 0	WP: 0 HR: 10 S: 15 P: 19	ERA: 0.00 WHIP: 2.000	IP: 8.1 WLS: 5 BF: 2 ERA: 0.48	H: 2 R: 1 ER: 1 SO: 2	BB: 0 IBB: 0 HBP: 0 BLK: 0	WP: 0 HR: 21 S: 33 P: 33	ERA: 9.00 WHIP: 2.000
36 Joe Nathan, R ERA: 7.43																				
48 Carl Pavano, R ERA: 5.89																				
31 Alex Burnett, R ERA: 7.59																				
37 Jim Hoey, R ERA: 6.48																				
15 Glen Perkins, L ERA: 0.48																				
2 Denard Span, L OBP: 0.361, SLG: 0.352										3	0	1	0	1	1	0				
24 Trevor Plouffe, R OBP: 0.471, SLG: 0.615										3	0	1	0	1	0	1				
16 Jason Kubel, L OBP: 0.403, SLG: 0.516										4	0	0	0	0	2	4				
33 Justin Morneau, L OBP: 0.278, SLG: 0.310										4	0	1	0	0	1	2				
21 Delmon Young, R OBP: 0.284, SLG: 0.279										4	0	1	0	0	1	1				
12 Alexi Casilla, S OBP: 0.230, SLG: 0.250										0	0	0	0	0	0	0				
5 Michael Cuddyer, R OBP: 0.300, SLG: 0.336										4	0	0	0	0	1	3				
22 Danny Valencia, R OBP: 0.303, SLG: 0.344										2	0	0	0	1	1	1				
38 Luke Hughes, R OBP: 0.279, SLG: 0.328										3	0	0	0	0	1	1				
41 Drew Butera, R OBP: 0.145, SLG: 0.136										2	0	0	0	0	1	1				
11 Ben Revere, L OBP: 0.176, SLG: 0.176										1	0	0	0	0	0	0				
32 René Rivera, R ERA: 3.0										0	0	0	0	0	0	0				
Inning Stats	R: 0 H: 0 E: 0 K: 2 S: 8	H: 0 R: 0 ER: 0 LOB: 0 BB: 0 P: 12	R: 0 H: 0 E: 0 K: 0 S: 5	H: 0 R: 0 ER: 0 LOB: 1 BB: 1 P: 10	R: 0 H: 0 E: 0 K: 0 S: 7	H: 0 R: 0 ER: 0 LOB: 0 BB: 0 P: 10	R: 0 H: 2 E: 0 K: 1 S: 10	H: 1 R: 0 ER: 0 LOB: 1 BB: 0 P: 15	R: 0 H: 0 E: 0 K: 1 S: 5	H: 1 R: 0 ER: 0 LOB: 2 BB: 1 P: 20	1B: 4 R: 0 H: 4 RBI: 0 BB: 3 SO: 9 LOB: 14	SF: 0 2B: 0 3B: 0 HR: 0	WP: 1 PA: 33							
PITCHER	IP: 8.2 WLS: 2 BF: 32 ERA: 3.35	H: 4 R: 0 ER: 0 SO: 8	BB: 3 IBB: 0 HBP: 0 BLK: 0	WP: 1 HR: 0 S: 64 P: 101	ERA: 0.00 WHIP: 0.808	IP: 0.1 WLS: 0 BF: 1 ERA: 3.0	H: 0 R: 0 ER: 0 SO: 1	BB: 0 IBB: 0 HBP: 0 BLK: 0	WP: 0 HR: 3 S: 6 P: 6	ERA: 0.00 WHIP: 0.000										

Toronto Blue Jays @ Minnesota Twins
Target Field, Minneapolis, MN
Fri May 13 2011, 7:13 PM - 10:08 PM CDT
Att: 38,809 - Overcast - 54 F

AB	37
R	2
H	13
RBI	2
BB	4
SO	5
LOB	26



Toronto Blue Jays @ Minnesota Twins
Target Field, Minneapolis, MN
Fri May 13 2011, 7:13 PM - 10:08 PM CDT
Att: 38,809 - Overcast - 54 F

AB	30
R	0
H	4
RBI	0
BB	3
SO	9
LOB	14



Batter	1	2	3	4	5	6	7	8	9	10	11	AB	R	H	RBI	BB	SO	LOB	TOP			
5 Yonel Escobar, R OBP: 0.356, SLG: 0.388	(1, 6) X SI 89 0-0 19 WP 16 SH2-4 19 E 1B		C FC 85 0-1 X CU 75 16 FC3-6 1B		B SI 89 2-3 C SI 89 89 C SI 90 90 C SI 91 91 K		C SI 89 3-2 B SI 89 89 B SI 90 90 C SI 90 90 X FC 87 16 3B 1B		B SI 91 1-1 C SI 90 90 X SI 90 G4-6-3 1-2	C SI 90 0-1 C SI 91 91 FC4-2 1-2 2-3 3-H 1B		6	2	3	0	0	1	4				
16 Corey Patterson, L OBP: 0.314, SLG: 0.447	(1, 7) X SI 87 0-0 SH2-4 1-2		F CH 80 0-1 X CH 81 FC3-6 1-2		C CU 76 0-2 C SI 89 89 X SI 89 F9 1-H		B SI 89 1-0 X SI 89 3B				B SI 91 1-1 C SI 90 90 X SI 90 SF7 1B		4	1	2	2	0	0	1			
19 José Bautista, R OBP: 0.517, SLG: 0.798	(1, 9) D FC 86 3-2 B SI 89 89 B SI 90 90 B CH 84 84 F SI 90 90 X SI 90 E5 2-H		B SI 89 1-0 X SI 89 P4		C SI 89 2-2 B SI 88 88 B SI 89 89 B SI 90 90 X CU 79 G5-3		I IN 78 4-0 I IN 79 79 I IN 79 IBB						5	1	1	2	1	0	3			
20 Juan Rivera, R OBP: 0.314, SLG: 0.283	(1, 10) B SI 89 1-3 C SI 89 89 F FC 87 87 S SI 90 90 K		B CU 76 2-3 1 SAFE B SI 89 89 F SI 89 89 S SI 89 89 K		B CU 76 2-2 B CH 87 87 F CH 88 88 X SI 88 F8		F CU 76 2-2 B CH 81 81 F SI 89 89 X SI 90 G5-3		C SI 90 0-1 X SL 88 G6-3		B FC 83 4-0 B CH 82 82 B FC 83 83 B FC 93 93 B FC 93 93 2 BB 9 2B BB		4	1	0	0	1	4	4			
2 Aaron Hill, R OBP: 0.258, SLG: 0.261	(1, 4) B SI 88 2-2 B CH 87 87 B CU 89 89 X SI 88 F8		B CU 76 2-3 B SI 89 89 F CH 82 82 X SI 89 K		B CU 76 2-2 B CH 81 81 F SI 89 89 X SI 90 G5-3		C SI 90 0-1 X SL 88 G6-3				B CH 82 4-1 B CH 82 82 B FC 83 83 B FC 93 93 B FC 93 93 9 2B BB		4	1	0	0	1	1	0			
9 J.P. Arencibia, R OBP: 0.302, SLG: 0.486	(1, 2) B SI 88 1-0 X SI 88 HR		B SI 88 2-3 B SI 88 88 C CH 83 83 X SI 88 K		C FC 86 2-2 S FC 86 86 B SI 89 89 B SI 90 90 X SI 90 F9		S SI 88 1-3 C SI 88 88 B SI 89 89 X SI 90 K				B FF 86 1-0 X FF 87 10 1B 11 BB 2B		5	2	2	3	0	2	0			
40 David Cooper, L OBP: 0.244, SLG: 0.242	(1, 3) B SI 88 4-1 B SI 89 89 B SI 90 90 D SI 89 89 BB		C CH 83 1-1 X SI 88 F7		C FC 86 2-2 S FC 86 86 B SI 89 89 B SI 90 90 X SI 90 F9		C SI 88 1-2 B SI 89 89 X FC 88 L9				B SL 77 1-0 X FF 87 11 BB 5 BB 5 FC4-2 1B		3	0	0	0	1	0	0			
10 Edwin Encarnación, R OBP: 0.286, SLG: 0.363	(11, 3) (11, 3) D SI 89 4-1 B SI 89 89 B SI 90 90 D SI 89 89 BB		C CH 83 1-1 X SI 88 F7		C FC 86 2-2 S FC 86 86 B SI 89 89 B SI 90 90 X SI 90 F9		C SI 88 1-2 B SI 89 89 X FC 88 L9				B SL 77 1-0 X FF 87 11 BB 5 BB 5 FC4-2 1B		1	0	1	0	0	0	0			
6 John McDonald, R OBP: 0.286, SLG: 0.341	(1, 5) X FC 86 0-0 F7		C CU 76 1-2 B SI 88 88 X SI 88 G6-3		C CU 76 1-2 B SI 88 88 X SI 88 G6-3		C SI 88 0-1 X SL 88 G6-3				B FF 86 4-2 B FF 86 86 B SL 84 84 D SI 87 87 B FF 87 87 5 FC4-2 11 BB 16 SF7 BB		4	1	0	0	1	1	1			
11 Rajai Davis, R OBP: 0.276, SLG: 0.293	(1, 8) C CU 75 1-3 D CU 77 77 S CH 83 83 K		C CU 76 2-3 B SI 89 89 F CH 82 82 S SI 89 89 K		C CU 76 1-2 B SI 88 88 X SI 88 G6-3		C SI 88 0-1 X SL 88 G6-3				C FF 84 4-2 B FF 83 83 B FF 83 83 B SL 84 84 F FC 82 82 5 G4-6-3 BB		3	0	0	1	2	2	1			
Inning Stats	R: 1 E: 1 K: 1 S: 9	H: 1 LOB: 0 BB: 0 P: 13	R: 1 E: 0 K: 1 S: 9	H: 1 LOB: 1 BB: 1 P: 17	R: 0 E: 0 K: 1 S: 8	H: 1 LOB: 0 BB: 0 P: 11	R: 0 E: 0 K: 2 S: 9	H: 0 LOB: 0 BB: 0 P: 14	R: 0 E: 0 K: 1 S: 10	H: 0 LOB: 0 BB: 0 P: 12	R: 0 E: 0 K: 1 S: 11	H: 2 LOB: 2 BB: 1 P: 21	R: 0 E: 0 K: 1 S: 9	H: 0 LOB: 0 BB: 0 P: 7	R: 0 E: 0 K: 1 S: 9	H: 0 LOB: 1 BB: 1 P: 16	R: 6 E: 0 K: 0 S: 14	H: 4 LOB: 2 BB: 4 P: 34	1B: 5 2B: 1 3B: 1 HR: 2	SF: 1 SAC: 1 DP: 1 HBP: 0	WP: 1 PB: 0 SB: 0 CS: 1	PA: 48
PITCHER	IP ERA WLS BF H R ER SO BB IBB HBP BLK WP HR S P ERA WHIP	53 Nick Blackburn, R ERA: 3.7	55 Matt Capps, R ERA: 3.93	15 Glen Perkins, L ERA: 0.92	37 Jim Hoey, R ERA: 9.72	50 Jose Mijares, L ERA: 6.4	PITCHER	IP ERA WLS BF H R ER SO BB IBB HBP BLK WP HR S P ERA WHIP	31 Alex Burnett, R ERA: 7.0	(11, 1)	1.0 9.00 1.0 3 0 1 1 0 0 0 0 0 0 10 13 0.00 0.000	9.00 0.000										

Toronto Blue Jays @ Minnesota Twins
Target Field, Minneapolis, MN
Sat May 14 2011, 3:10 PM - 6:37 PM CDT
Alt. 39.934 - Overcast - 45 F

livebaseballscores.com
AB 39
R 9
H 9
RBI 8
BB 7
SO 11
LOB 14



Batter	1	2	3	4	5	6	7	8	9	10	11	AB	R	H	RBI	BB	SO	LOB	BOTTOM							
2 Denard Span, L OBP: 0.366, SLG: 0.354	(1, 8) C SI 90 4-2 B SI 90 90 B SI 91 91 B SI 91 91 B SI 91 91 33 1B 24 BB 33 E BB	F SL 83 0-1 X SI 90 24 FC5 1B		C SI 89 0-2 X SI 90 FC6-4 1-2		X FF 89 0-0 1-2 1B		C SI 92 2-1 B SI 92 92 X FF 91 91 G1-3			B SI 85 1-1 C SI 85 85 X SI 85 G4-3		5	1	2	0	1	0	2							
24 Trevor Plouffe, R OBP: 0.435, SLG: 0.526	(1, 6) C HF 91 0-1 X CH 84 33 E 21 SF8 1B	B CH 82 2-0 X SI 90 FC5		B SI 88 1-0 X SI 88 E6 16 G4-3 1B		C FF 81 1-3 B SI 81 81 F SI 83 83 F SI 83 83 X FC 90 K		B FF 90 2-2 B FF 91 91 F SI 82 82 F SI 82 82 X FC 90 F8			C SI 88 0-3 C SI 88 88 S SI 88 88 S SI 88 88 K		6	1	2	0	0	2	4							
16 Jason Kubel, L OBP: 0.393, SLG: 0.500	(1, 10) C SI 91 1-3 B SI 91 91 C SI 91 91 S SI 84 84 K	B SL 82 3-1 B SI 82 82 B FF 91 91 X SI 84 P5		B FF 89 3-2 S FF 89 89 F SI 83 83 B CU 78 78 X FF 90 G4-3		B SI 89 1-0 X SI 89 22 BB 5 1B 1B		X FF 88 0-0 F7			B CH 80 2-2 C SI 85 85 F CH 81 81 B SL 79 79 X CH 81 G4-3		6	0	1	0	0	1	3							
33 Justin Morneau, L OBP: 0.282, SLG: 0.322	(1, 3) 2 SAFE C FF 91 0-1 X SI 90 E3		C FF 90 2-3 B FF 90 90 B FF 92 92 B FF 93 93 S FF 91 91 K		S FF 90 3-3 B SI 86 86 B SI 86 86 B SI 86 86 S SI 85 85 K2-3		F SI 89 0-1 X SI 89 P4		B FF 89 2-1 B FF 87 87 F FF 90 90 X FF 90 2B			5	0	2	0	0	2	2								
12 Alex Casilla, S OBP: 0.230, SLG: 0.250	(8, PR) (10, 4) 1-3 2-H 1B		B FF 92 2-3 B SI 89 89 S SI 89 89 K		B SI 89 3-2 B SI 89 89 B SI 89 89 X SI 90 22 BB 1B		C FC 91 0-1 X FF 92 22 BB 1B		X FF 89 0-0 P4			5	1	3	1	0	1	2								
21 Delmon Young, R OBP: 0.264, SLG: 0.262	(1, 7) F SI 90 1-2 B FF 91 91 C SI 90 90 X SI 90 SF8		B FF 92 1-0 X SI 91 F8		FF 80 0-3 F CH 83 83 B SI 83 83 S SI 79 79 K		C FC 83 0-3 F SI 83 83 F SI 83 83 S SI 79 79 K		F FF 90 0-3 F SI 90 90 S CU 73 73 K			4	0	0	1	0	3	3								
5 Michael Cuddyer, R OBP: 0.310, SLG: 0.388	(1, 9) C SI 90 2-3 B SI 90 90 B CH 83 83 C SI 91 91 K		B SI 89 3-2 B SI 89 89 B SI 89 89 X SI 90 22 BB 1B		FF 90 3-2 X CH 85 B SI 89 89 B SI 89 89 B SI 90 90 B SI 90 90 F CH 82 82 X SI 90 HR		C FC 91 0-1 X FF 92 22 BB 1B		X FF 89 0-0 P4			5	1	3	1	0	1	2								
22 Danny Valencia, R OBP: 0.313, SLG: 0.348	(1, 5) B FF 91 3-1 C FF 90 90 S SI 84 84 X SI 90 24 FC5 2 BB 1B		C CH 82 0-1 X SI 91 2 FC6-4 1B		B SI 90 1-0 X SI 90 G6-3		B SI 90 4-0 B FF 90 90 B FF 90 90 K		B SL 84 1-1 C FC 88 88 X SL 84 G5-3			4	0	2	0	1	0	0								
38 Luke Hughes, R OBP: 0.260, SLG: 0.304	(1, 4) (10, 3) F CH 83 1-3 C SI 90 90 F SI 90 90 B CH 83 83 C FF 91 91 K		X SI 90 0-0 F8		C SI 91 0-1 X SI 90 F9		F FC 90 2-3 B FC 90 90 B SI 79 79 S SI 78 78 K		C FF 89 0-2 C FC 89 89 F FC 87 87 X FF 90 F8			5	0	0	0	0	2	6								
32 René Rivera, R OBP: 0.214, SLG: 0.083	(1, 2) 1 SAFE B CH 82 82 F SI 90 90 1 SAFE D SI 89 89 B FF 90 90 F SI 91 91 X SI 91 F8		B SI 90 2-0 X SI 90 P3		X SI 90 0-0 2 BB 1B		C FC 91 0-1 X FF 92 2 BB 1B		X FF 89 0-0 F8			3	0	1	0	0	0	3								
11 Ben Revere, L OBP: 0.167, SLG: 0.167	(8, PH) 1 SAFE D SI 89 89 B FF 90 90 F SI 91 91 X SI 91 F8		B SI 90 2-0 X SI 90 P3		X SI 90 0-0 2 BB 1B		C FC 91 0-1 X FF 92 2 BB 1B		X FF 89 0-0 F8			1	0	0	0	0	0	0								
41 Drew Butera, R OBP: 0.143, SLG: 0.134	(9, 2) 1 SAFE D SI 89 89 B FF 90 90 F SI 91 91 X SI 91 F8		B SI 90 2-0 X SI 90 P3		X SI 90 0-0 2 BB 1B		C FC 91 0-1 X FF 92 2 BB 1B		X FF 89 0-0 F8			1	0	0	0	0	0	0								
Inning Stats	R: 2 E: 1 K: 2 S: 15	H: 2 LOB: 1 BB: 1 P: 23	R: 0 E: 0 K: 1 S: 13	H: 2 LOB: 2 BB: 0 P: 22	R: 0 E: 0 K: 1 S: 6	H: 0 LOB: 0 BB: 0 P: 12	R: 0 E: 0 K: 10 S: 10	H: 2 LOB: 2 BB: 0 P: 15	R: 0 E: 1 K: 2 S: 12	H: 1 LOB: 1 BB: 0 P: 19	R: 1 E: 0 K: 1 S: 15	H: 3 LOB: 3 BB: 0 P: 20	R: 0 E: 0 K: 2 S: 11	H: 2 LOB: 3 BB: 1 P: 18	R: 0 E: 0 K: 0 S: 8	H: 0 LOB: 0 BB: 0 P: 14	R: 0 E: 0 K: 1 S: 7	H: 1 LOB: 1 BB: 0 P: 9	R: 0 E: 0 K: 0 S: 7	H: 0 LOB: 0 BB: 0 P: 8	R: 0 E: 0 K: 1 S: 8	H: 0 LOB: 0 BB: 0 P: 11	1B: 11 2B: 1 3B: 0 HR: 1	SF: 1 SAC: 0 DP: 0 HBP: 0	WP: 0 PB: 0 SB: 0 CS: 0	PA: 48
PITCHER	IP ERA WLS BF H R ER SO BB IBB HBP BLK WP HR S P ERA WHIP	37 Jon-Joe Reyes, L ERA: 4.75	54 Jason Frasor, R ERA: 1.92	34 Marc Rzepczynski, L ERA: 2.55	29 Octavio Dotel, R ERA: 6.75	44 Casey Janssen, R ERA: 1.62	PITCHER	IP ERA WLS BF H R ER SO BB IBB HBP BLK WP HR S P ERA WHIP	60 Jon Rauch, R ERA: 2.7	(9, 1)	2.0 0.00 2.0 7 0 0 0 1 0 0 0 0 0 0 0 0 0 0 0.00 0.500	0.00 0.500														

Toronto Blue Jays @ Minnesota Twins
Target Field, Minneapolis, MN
Sat May 14 2011, 3:10 PM - 6:37 PM CDT
Alt. 39.934 - Overcast - 45 F

livebaseballscores.com
AB 45
R 3
H 13
RBI 2
BB 2
SO 11
LOB 25



Batter	1	2	3	4	5	6	7	8	9	AB	R	H	RBI	BB	SO	LOB	TOP				
5 Yuliel Escobar, R OBP: 0.364, SLG: 0.399										4	1	2	1	1	0	2	Toronto Blue Jays @ Minnesota Twins Target Field, Minneapolis, MN Sun May 15 2011, 1:14 PM - 3:56 PM CDT Att: 39,301 - Sunny - 59 F				
16 Corey Patterson, L OBP: 0.317, SLG: 0.441										4	2	1	1	1	1	2					
19 José Bautista, R OBP: 0.520, SLG: 0.868										5	3	3	4	0	0	3					
10 Edwin Encarnación, R OBP: 0.274, SLG: 0.347										5	0	0	0	0	0	2					
2 Aaron Hill, R OBP: 0.265, SLG: 0.280										5	1	2	2	0	0	0					
20 Juan Rivera, R OBP: 0.303, SLG: 0.272										5	0	0	0	0	0	2					
11 Rajai Davis, R OBP: 0.275, SLG: 0.302										4	1	1	0	0	1	0					
6 John McDonald, R OBP: 0.284, SLG: 0.337										4	1	1	2	0	1	0					
40 David Cooper, L OBP: 0.244, SLG: 0.242										0	0	0	0	0	0	0					
8 José Molina, R OBP: 0.358, SLG: 0.458										4	2	3	1	0	1	0					
Inning Stats	R: 2 H: 1 E: 0 K: 0 S: 12	H: 1 LOB: 1 BB: 2 P: 22	R: 1 H: 2 E: 0 K: 1 S: 11	H: 2 LOB: 1 BB: 0 P: 16	R: 4 H: 5 E: 0 K: 0 S: 13	H: 5 LOB: 1 BB: 0 P: 24	R: 1 H: 1 E: 0 K: 1 S: 11	H: 1 LOB: 0 BB: 0 P: 15	R: 0 H: 0 E: 0 K: 0 S: 6	H: 0 LOB: 0 BB: 0 P: 7	R: 0 H: 0 E: 0 K: 0 S: 6	H: 0 LOB: 0 BB: 0 P: 6	R: 0 H: 1 E: 0 K: 1 S: 15	H: 1 LOB: 1 BB: 0 P: 19	R: 0 H: 0 E: 0 K: 0 S: 6	H: 0 LOB: 0 BB: 0 P: 9	1B: 6 2B: 4 3B: 0 HR: 3	SF: 0 SAC: 0 HBP: 0	WP: 0 PB: 0 SB: 0 CS: 0	PA: 42	
PITCHER	IP WLS BF H R ER SO BB IBB HBP BLK WP HR S P ERA WHIP	IP WLS BF H R ER SO BB IBB HBP BLK WP HR S P ERA WHIP	IP WLS BF H R ER SO BB IBB HBP BLK WP HR S P ERA WHIP	IP WLS BF H R ER SO BB IBB HBP BLK WP HR S P ERA WHIP	IP WLS BF H R ER SO BB IBB HBP BLK WP HR S P ERA WHIP	IP WLS BF H R ER SO BB IBB HBP BLK WP HR S P ERA WHIP	IP WLS BF H R ER SO BB IBB HBP BLK WP HR S P ERA WHIP	IP WLS BF H R ER SO BB IBB HBP BLK WP HR S P ERA WHIP	IP WLS BF H R ER SO BB IBB HBP BLK WP HR S P ERA WHIP	IP WLS BF H R ER SO BB IBB HBP BLK WP HR S P ERA WHIP	IP WLS BF H R ER SO BB IBB HBP BLK WP HR S P ERA WHIP	IP WLS BF H R ER SO BB IBB HBP BLK WP HR S P ERA WHIP	IP WLS BF H R ER SO BB IBB HBP BLK WP HR S P ERA WHIP	IP WLS BF H R ER SO BB IBB HBP BLK WP HR S P ERA WHIP	IP WLS BF H R ER SO BB IBB HBP BLK WP HR S P ERA WHIP	IP WLS BF H R ER SO BB IBB HBP BLK WP HR S P ERA WHIP	IP WLS BF H R ER SO BB IBB HBP BLK WP HR S P ERA WHIP	IP WLS BF H R ER SO BB IBB HBP BLK WP HR S P ERA WHIP	IP WLS BF H R ER SO BB IBB HBP BLK WP HR S P ERA WHIP	IP WLS BF H R ER SO BB IBB HBP BLK WP HR S P ERA WHIP	IP WLS BF H R ER SO BB IBB HBP BLK WP HR S P ERA WHIP

AB	40
R	11
H	13
RBI	11
BB	2
SO	4
LOB	11



Batter	1	2	3	4	5	6	7	8	9	AB	R	H	RBI	BB	SO	LOB	BOTTOM					
2 Denard Span, L OBP: 0.361, SLG: 0.349										5	0	1	0	0	1	2	Toronto Blue Jays @ Minnesota Twins Target Field, Minneapolis, MN Sun May 15 2011, 1:14 PM - 3:56 PM CDT Att: 39,301 - Sunny - 59 F					
24 Trevor Plouffe, R OBP: 0.464, SLG: 0.545										3	2	1	1	1	2	0						
16 Jason Kubel, L OBP: 0.387, SLG: 0.489										5	0	1	0	0	3	4						
33 Justin Morneau, L OBP: 0.296, SLG: 0.333										2	0	1	1	2	0	0						
38 Luke Hughes, R OBP: 0.260, SLG: 0.394										0	0	0	0	0	0	0						
21 Delmon Young, R OBP: 0.250, SLG: 0.246										4	0	0	0	0	3	5						
5 Michael Cuddyer, R OBP: 0.318, SLG: 0.370										2	0	1	1	1	1	0						
11 Ben Revere, L OBP: 0.158, SLG: 0.158										1	0	0	0	0	1	2						
22 Danny Valencia, R OBP: 0.307, SLG: 0.341										3	0	0	0	0	0	4						
20 Matt Tolbert, S OBP: 0.200, SLG: 0.254										1	0	0	0	0	1	0						
41 Drew Butera, R OBP: 0.149, SLG: 0.141										4	0	1	0	0	1	3						
12 Alexi Casilla, S OBP: 0.242, SLG: 0.262										4	1	2	0	0	1	1						
Inning Stats	R: 0 H: 0 E: 0 K: 2 S: 11	H: 0 LOB: 0 BB: 0 P: 15	R: 0 H: 0 E: 0 K: 2 S: 14	H: 0 LOB: 0 BB: 0 P: 19	R: 0 H: 1 E: 0 K: 1 S: 13	H: 1 LOB: 1 BB: 0 P: 20	R: 1 H: 1 E: 0 K: 2 S: 18	H: 1 LOB: 3 BB: 2 P: 30	R: 2 H: 3 E: 0 K: 1 S: 17	H: 3 LOB: 1 BB: 0 P: 22	R: 0 H: 1 E: 0 K: 0 S: 8	H: 1 LOB: 0 BB: 0 P: 11	R: 0 H: 0 E: 0 K: 2 S: 10	H: 0 LOB: 0 BB: 0 P: 13	R: 0 H: 0 E: 0 K: 2 S: 11	H: 0 LOB: 2 BB: 1 P: 21	R: 0 H: 2 E: 0 K: 2 S: 15	H: 2 LOB: 3 BB: 1 P: 24	1B: 6 2B: 2 3B: 0 HR: 0	SF: 0 SAC: 0 HBP: 1	WP: 1 PB: 0 SB: 0 CS: 0	PA: 39
PITCHER	IP WLS BF H R ER SO BB IBB HBP BLK WP HR S P ERA WHIP	IP WLS BF H R ER SO BB IBB HBP BLK WP HR S P ERA WHIP	IP WLS BF H R ER SO BB IBB HBP BLK WP HR S P ERA WHIP	IP WLS BF H R ER SO BB IBB HBP BLK WP HR S P ERA WHIP	IP WLS BF H R ER SO BB IBB HBP BLK WP HR S P ERA WHIP	IP WLS BF H R ER SO BB IBB HBP BLK WP HR S P ERA WHIP	IP WLS BF H R ER SO BB IBB HBP BLK WP HR S P ERA WHIP	IP WLS BF H R ER SO BB IBB HBP BLK WP HR S P ERA WHIP	IP WLS BF H R ER SO BB IBB HBP BLK WP HR S P ERA WHIP	IP WLS BF H R ER SO BB IBB HBP BLK WP HR S P ERA WHIP	IP WLS BF H R ER SO BB IBB HBP BLK WP HR S P ERA WHIP	IP WLS BF H R ER SO BB IBB HBP BLK WP HR S P ERA WHIP	IP WLS BF H R ER SO BB IBB HBP BLK WP HR S P ERA WHIP	IP WLS BF H R ER SO BB IBB HBP BLK WP HR S P ERA WHIP	IP WLS BF H R ER SO BB IBB HBP BLK WP HR S P ERA WHIP	IP WLS BF H R ER SO BB IBB HBP BLK WP HR S P ERA WHIP	IP WLS BF H R ER SO BB IBB HBP BLK WP HR S P ERA WHIP	IP WLS BF H R ER SO BB IBB HBP BLK WP HR S P ERA WHIP	IP WLS BF H R ER SO BB IBB HBP BLK WP HR S P ERA WHIP	IP WLS BF H R ER SO BB IBB HBP BLK WP HR S P ERA WHIP	IP WLS BF H R ER SO BB IBB HBP BLK WP HR S P ERA WHIP	

AB	34
R	3
H	8
RBI	3
BB	4
SO	14
LOB	21



Batter	1	2	3	4	5	6	7	8	9	AB	R	H	RBI	BB	SO	LOB	TOP
5 Sam Fuld, L (1, 7)	G4-3	SH	P6			G4-6-3		K		4	0	1	1	0	1	2	
18 Ben Zobrist, S (1, 4)	L5-4	F7		F9		G4-6-3		G3		4	0	0	0	1	0	3	
22 Johnny Damon, L (1, 10)		G3				K				4	0	2	0	1	1	2	
3 Evan Longoria, R (1, 5)	L5-4			HBP		F7				4	1	1	0	0	1	3	
20 Matt Joyce, L (1, 9)		G4-3		HR		F7				3	2	1	2	2	1	1	
2 B.J. Upton, R (1, 8)		HBP				F8				4	2	1	0	0	2	3	
11 Casey Kotchman, L (1, 3)	G4-3					F7		G6-3		5	0	1	0	0	0	5	
9 Elliot Johnson, S (1, 6)	E1			SF9				B3		3	1	2	3	0	0	0	
2B John Jaso, L (1, 2)						F8		E3		3	0	0	0	1	1	2	
Inning Stats	R: 0 H: 1 E: 0 K: 0 S: 10	H: 1 LOB: 1 BB: 1 P: 18	R: 3 H: 1 E: 2 K: 0 S: 16	H: 1 LOB: 2 BB: 2 P: 30	R: 3 H: 3 E: 1 K: 0 S: 15	H: 3 LOB: 1 BB: 0 P: 23	R: 0 H: 1 E: 0 K: 1 S: 17	H: 1 LOB: 1 BB: 0 P: 27	R: 0 H: 0 E: 0 K: 3 S: 9	H: 0 LOB: 0 BB: 0 P: 14	R: 0 H: 0 E: 1 K: 1 S: 10	H: 0 LOB: 1 BB: 2 P: 13	R: 0 H: 1 E: 0 K: 1 S: 13	H: 1 LOB: 3 BB: 2 P: 30	1B: 6 2B: 2 3B: 1 HR: 1	SF: 1 SAC: 1 DP: 2 HBP: 2	WP: 1 PA: 43 PB: 0 SB: 1 CS: 0
PITCHER	IP WLS BF H R ER SO BB IBB HBP BLK WP HR S P ERA WHIP																
51 Jesse Litsch, R (1, 1)	5.0 L 27 7 6 5 1 3 0 2 0 1 1 68 111 9.00 2.000																
33 Carlos Villanueva, R (6, 1)	2.0 6 1 0 0 4 0 0 0 0 0 0 17 25 0.00 0.500																
44 Casey Janssen, R (8, 1)	1.0 4 0 0 0 1 0 0 0 0 0 0 10 13 0.00 0.000																
54 Jason Frasor, R (9, 1)	1.0 6 1 0 0 1 1 1 0 0 0 0 13 30 0.00 2.000																

Tampa Bay Rays @ Toronto Blue Jays
Rogers Centre, Toronto, ON
Wed May 18 2011, 7:09 PM - 10:26 PM EDT
Att: 14,415 - Roof Closed - 68 F

AB 34
R 6
H 9
RBI 6
BB 5
SO 7
LOB 21



Batter	1	2	3	4	5	6	7	8	9	AB	R	H	RBI	BB	SO	LOB	BOTTOM
5 Yunel Escobar, R (1, 6)	K		G6-3			F7			G6-3	4	0	0	1	1	1	0	
16 Corey Patterson, L (1, 7)	P3									5	2	2	0	0	2	1	
19 José Bautista, R (1, 9)										2	0	1	0	2	0	1	
2 Aaron Hill, R (1, 4)	K									4	1	1	2	0	1	4	
10 Edwin Encarnación, R (1, 3)										4	0	0	0	0	1	2	
9 J.P. Arencibia, R (1, 2)										3	0	0	0	1	1	1	
46 Eric Thames, L (1, 10)										3	1	1	1	1	2	0	
11 Rajai Davis, R (1, 8)										4	1	1	0	0	1	3	
2B Jayson Nix, R (1, 5)										4	0	0	0	0	2		
Inning Stats	R: 0 H: 1 E: 0 K: 2 S: 12	H: 0 LOB: 0 BB: 0 P: 17	R: 0 H: 0 E: 0 K: 2 S: 8	H: 0 LOB: 0 BB: 0 P: 11	R: 0 H: 0 E: 0 K: 1 S: 9	H: 0 LOB: 0 BB: 0 P: 13	R: 1 H: 1 E: 0 K: 1 S: 7	H: 1 LOB: 1 BB: 1 P: 15	R: 2 H: 3 E: 0 K: 0 S: 12	H: 3 LOB: 2 BB: 1 P: 21	R: 0 H: 0 E: 0 K: 1 S: 6	H: 0 LOB: 0 BB: 0 P: 11	R: 0 H: 0 E: 0 K: 1 S: 10	H: 1 LOB: 0 BB: 0 P: 12	1B: 2 2B: 3 3B: 1 HR: 0	SF: 0 SAC: 0 DP: 1 HBP: 0	WP: 0 PA: 38 PB: 0 SB: 2 CS: 0
PITCHER	IP WLS BF H R ER SO BB IBB HBP BLK WP HR S P ERA WHIP																
58 Jeremy Hellickson, R (1, 1)	5.2 W 25 5 4 3 6 3 0 0 0 0 0 54 89 4.76 1.412																
37 Juan Cruz, R (6, 1)	0.2 H 3 0 0 0 0 1 0 0 0 0 0 6 12 0.00 1.500																
27 César Ramos, L (7, 1)	0.1 H 2 0 0 0 0 1 0 1 0 0 0 4 11 0.00 0.000																
62 Joel Peralta, R (7, 1)	1.1 H 4 0 0 0 1 0 0 0 0 0 0 7 13 0.00 0.000																
43 Kyle Farnsworth, R (9, 1)	1.0 S 4 1 1 1 1 0 0 0 0 0 0 10 12 9.00 1.000																


Tampa Bay Rays @ Toronto Blue Jays
Rogers Centre, Toronto, ON
Wed May 18 2011, 7:09 PM - 10:26 PM EDT
Att: 14,415 - Roof Closed - 68 F

AB 33
R 5
H 6
RBI 4
BB 5
SO 9
LOB 14




Batter	1	2	3	4	5	6	7	8	9	AB	R	H	RBI	BB	SO	LOB	TOP					
18 Ben Zobrist, S OBP: 0.396, SLG: 0.538	G6-3			G6-3		K		F9		4	0	0	0	0	1	0	Tampa Bay Rays @ Toronto Blue Jays Rogers Centre, Toronto, ON Thu May 19 2011, 7:10 PM - 9:24 PM EDT Att: 12,590 - Cloudy - 59 F					
22 Johnny Damon, L OBP: 0.304, SLG: 0.438	G4-3			G3		3 BB 1B		G4-3		4	0	1	0	0	0	0						
3 Evan Longoria, R OBP: 0.347, SLG: 0.438	K			K					P6	3	0	0	0	1	2	0						
20 Matt Joyce, L OBP: 0.423, SLG: 0.600		G3			F8	F9			F8	4	0	0	0	0	0	2						
2 B.J. Upton, R OBP: 0.331, SLG: 0.461		24 G4-6-3 1B			HR			F8	F8	4	1	2	1	0	0	0						
24 Dan Johnson, L OBP: 0.176, SLG: 0.167										3	0	0	0	0	1	1						
11 Casey Kotchman, L OBP: 0.393, SLG: 0.402					K			F9		0	0	0	0	0	0	0						
1 Sean Rodriguez, R OBP: 0.295, SLG: 0.403								G5-3		2	0	0	0	1	0	0						
15 Reid Brignac, L OBP: 0.208, SLG: 0.186										2	0	0	0	0	2	1						
9 Elliot Johnson, S OBP: 0.333, SLG: 0.463				K				G5-3		1	0	0	0	0	0	0						
10 Kelly Shoppach, R OBP: 0.222, SLG: 0.258										3	1	1	1	0	0	0						
Inning Stats	R: 0 E: 0 K: 1 S: 11	H: 0 LOB: 0 BB: 0 P: 18	R: 0 E: 0 K: 0 S: 8	H: 1 LOB: 0 BB: 0 P: 8	R: 0 E: 0 K: 1 S: 11	H: 0 LOB: 0 BB: 0 P: 15	R: 0 E: 0 K: 1 S: 7	H: 0 LOB: 0 BB: 0 P: 12	R: 1 E: 0 K: 2 S: 12	H: 1 LOB: 1 BB: 1 P: 23	R: 0 E: 0 K: 1 S: 11	H: 1 LOB: 2 BB: 1 P: 19	R: 0 E: 0 K: 0 S: 5	H: 0 LOB: 0 BB: 0 P: 9	R: 1 E: 0 K: 0 S: 10	H: 1 LOB: 0 BB: 0 P: 16	R: 0 E: 0 K: 0 S: 6	H: 0 LOB: 0 BB: 0 P: 7	1B: 2 2B: 0 3B: 0 HR: 2	SF: 0 SAC: 0 DP: 1 HBP: 0	WP: 0 PB: 0 SB: 0 CS: 0	PA: 32
PITCHER	IP WLS BF H R ER SO BB IBB HBP BLK WP HR S P ERA WHIP																					
24 Ricky Romero, L ERA: 3.1	(1, 1) 7.0 W 25 3 1 1 6 2 0 0 0 0 0 1 65 104 1.29 0.714																					
34 Maro Rzepczynski, L ERA: 2.75	(8, 1) 1.0 H 4 1 1 1 0 0 0 0 0 0 0 1 10 16 9.00 1.000																					
50 Frank Francisco, R ERA: 3.27	(9, 1) 1.0 S 3 0 0 0 0 0 0 0 0 0 0 0 6 7 0.00 0.000																					

AB	30
R	2
H	4
RBI	2
BB	2
SO	6
LOB	4



Batter	1	2	3	4	5	6	7	8	9	AB	R	H	RBI	BB	SO	LOB	BOTTOM					
5 Yunel Escobar, R OBP: 0.358, SLG: 0.383	F9		G5-3			L7	G6-3			4	0	0	0	0	0	3	Tampa Bay Rays @ Toronto Blue Jays Rogers Centre, Toronto, ON Thu May 19 2011, 7:10 PM - 9:24 PM EDT Att: 12,590 - Cloudy - 59 F					
16 Corey Patterson, L OBP: 0.314, SLG: 0.447	B3			G6-3				P5		4	0	1	0	0	0	0						
19 José Bautista, R OBP: 0.509, SLG: 0.816	F8			G6-3		1B		F7		4	0	0	0	0	1	1						
2 Aaron Hill, R OBP: 0.272, SLG: 0.298		F9			F7			F8	20 BB	3	0	0	0	1	0	0						
20 Juan Rivera, R OBP: 0.307, SLG: 0.305						L9			9 HR BB	3	2	2	1	1	0	0						
9 J.P. Arencibia, R OBP: 0.305, SLG: 0.496				G6-3					1-3 2B	4	1	2	2	0	0	2						
46 Eric Thames, L OBP: 0.571, SLG: 0.490										2	0	1	0	1	1	0						
11 Rajai Davis, R OBP: 0.294, SLG: 0.323										2	0	1	0	1	0	2						
2B Jayson Nix, R OBP: 0.328, SLG: 0.365										3	0	0	0	0	1	3						
Inning Stats	R: 0 E: 0 K: 0 S: 4	H: 1 LOB: 0 BB: 0 P: 5	R: 1 E: 0 K: 1 S: 12	H: 1 LOB: 0 BB: 0 P: 18	R: 0 E: 0 K: 0 S: 4	H: 1 LOB: 0 BB: 0 P: 6	R: 0 E: 0 K: 0 S: 8	H: 0 LOB: 0 BB: 0 P: 13	R: 0 E: 0 K: 0 S: 7	H: 2 LOB: 1 BB: 0 P: 7	R: 0 E: 0 K: 0 S: 5	H: 1 LOB: 1 BB: 0 P: 6	R: 2 E: 0 K: 1 S: 15	H: 1 LOB: 2 BB: 3 P: 30	R: 0 E: 0 K: 1 S: 14	H: 1 LOB: 2 BB: 1 P: 22		R: 0 E: 0 K: 0 S: 6	H: 0 LOB: 0 BB: 0 P: 7	1B: 4 2B: 1 3B: 0 HR: 2	SF: 0 SAC: 0 DP: 1 HBP: 0	WP: 0 PB: 0 SB: 0 CS: 1
PITCHER	IP WLS BF H R ER SO BB IBB HBP BLK WP HR S P ERA WHIP																					
40 Wade Davis, R ERA: 3.47	(1, 1) 7.2 L 32 7 3 3 3 4 0 0 0 0 0 2 64 99 3.52 1.435																					
37 Juan Cruz, R ERA: 2.65	(8, 1) 0.1 1 0 0 0 0 0 0 0 0 0 0 5 8 0.00 0.000																					

AB	29
R	3
H	7
RBI	3
BB	4
SO	3
LOB	11



Batter	1	2	3	4	5	6	7	8	9	AB R H RBI BB SO LOB	TOP																
21 Michael Bourn, L (1, 8) OBP: 0.342, SLG: 0.353										4 1 3 1 1 1 0	Houston Astros @ Toronto Blue Jays Rogers Centre, Toronto, ON Fri May 20 2011, 7:08 PM - 10:12 PM EDT Att: 15,478 - Cloudy - 61°F																
12 Clint Barmes, R (1, 6) OBP: 0.320, SLG: 0.328										4 1 1 0 1 1 2																	
9 Hunter Pence, R (1, 9) OBP: 0.338, SLG: 0.454										4 0 2 2 0 0 3																	
45 Carlos Lee, R (1, 10) OBP: 0.267, SLG: 0.380										4 0 0 0 0 1 4																	
4 Jason Michaels, R (1, 7) OBP: 0.226, SLG: 0.241										4 0 1 0 0 2 3																	
16 Matt Downs, R (1, 3) OBP: 0.339, SLG: 0.538										3 1 0 0 1 1 1																	
29 Brett Wallace, L (9, 3) OBP: 0.379, SLG: 0.444										0 0 0 0 0 0 0																	
23 Chris Johnson, R (1, 5) OBP: 0.264, SLG: 0.388										3 1 2 2 0 1 1																	
22 Bill Hall, R (1, 4) OBP: 0.275, SLG: 0.336										2 0 0 0 0 1 1																	
19 Brian Boguevic, L (8, PH) OBP: 0.429, SLG: 0.294										1 0 0 0 0 0 0																	
36 Angel Sanchez, R (8, 4) OBP: 0.319, SLG: 0.328										1 1 1 0 0 0 0																	
46 J.R. Towles, R (1, 2) OBP: 0.310, SLG: 0.355										4 0 0 0 0 0 2																	
Inning Stats	R: 0 E: 0 K: 2 S: 11	H: 1 LOB: 2 BB: 1 P: 18	R: 0 E: 0 K: 1 S: 8	H: 1 LOB: 0 BB: 0 P: 15	R: 0 E: 0 K: 2 S: 10	H: 0 LOB: 0 BB: 0 P: 15	R: 0 E: 0 K: 0 S: 5	H: 1 LOB: 0 BB: 0 P: 7	R: 0 E: 0 K: 1 S: 6	H: 0 LOB: 0 BB: 0 P: 11	R: 0 E: 0 K: 0 S: 8	H: 1 LOB: 1 BB: 0 P: 11	R: 0 E: 0 K: 1 S: 12	H: 1 LOB: 1 BB: 0 P: 16	R: 2 E: 0 K: 0 S: 14	H: 2 LOB: 1 BB: 1 P: 26	R: 3 E: 0 K: 1 S: 24	H: 3 LOB: 1 BB: 1 P: 39	1B: 8 2B: 1 3B: 0 HR: 1	SF: 0 SAC: 0 DP: 1 HBP: 1	WP: 0 PB: 0 SB: 3 CS: 1	PA: 38					
PITCHER	IP WLS BF H R ER SO BB IBB HBP BLK WP HR S P ERA WHIP											IP WLS BF H R ER SO BB IBB HBP BLK WP HR S P ERA WHIP															
37 Jo-Jo Reyes, L (1, 1) ERA: 4.07	7.0	25	5	0	0	7	1	0	1	0	0	0	0	60	93	0.00	0.857										
60 Jon Rauch, R (8, 1) ERA: 3.57	1.0	6	2	2	2	0	1	0	0	0	0	0	0	14	26	18.00	3.000										
50 Frank Francisco, R (9, 1) ERA: 5.56	0.1	1	4	2	3	3	1	0	0	0	0	1	16	27	81.00	9.000											
57 Shawn Camp, R (9, 1) ERA: 2.08	0.2	3	1	0	0	0	0	0	0	0	0	0	8	12	0.00	1.500											

Batter	1	2	3	4	5	6	7	8	9	AB R H RBI BB SO LOB	BOTTOM																
5 Yuliel Escobar, R (1, 6) OBP: 0.353, SLG: 0.384										5 0 1 0 0 0 1	Houston Astros @ Toronto Blue Jays Rogers Centre, Toronto, ON Fri May 20 2011, 7:08 PM - 10:12 PM EDT Att: 15,478 - Cloudy - 61°F																
16 Corey Patterson, L (1, 7) OBP: 0.319, SLG: 0.444										3 0 1 0 1 1 0																	
19 José Bautista, R (1, 9) OBP: 0.503, SLG: 0.797										3 0 0 0 1 1 3																	
2 Aaron Hill, R (1, 4) OBP: 0.288, SLG: 0.333										4 1 3 0 0 0 1																	
20 Juan Rivera, R (1, 3) OBP: 0.312, SLG: 0.311										4 1 2 0 0 1 1																	
9 J.P. Arencibia, R (1, 2) OBP: 0.303, SLG: 0.496										4 0 1 0 0 1 4																	
46 Eric Thames, L (1, 10) OBP: 0.364, SLG: 0.222										4 0 0 1 0 2 4																	
11 Rajai Davis, R (1, 8) OBP: 0.302, SLG: 0.330										4 0 2 1 0 0 1																	
2B Jayson Nix, R (1, 5) OBP: 0.308, SLG: 0.339										4 0 0 0 0 3 3																	
Inning Stats	R: 0 E: 0 K: 1 S: 5	H: 0 LOB: 0 BB: 0 P: 9	R: 1 E: 0 K: 0 S: 10	H: 2 LOB: 1 BB: 0 P: 17	R: 0 E: 0 K: 0 S: 7	H: 1 LOB: 0 BB: 0 P: 10	R: 0 E: 0 K: 0 S: 6	H: 2 LOB: 1 BB: 0 P: 10	R: 0 E: 0 K: 2 S: 16	H: 1 LOB: 2 BB: 1 P: 26		R: 1 E: 0 K: 0 S: 13	H: 3 LOB: 0 BB: 0 P: 19	R: 0 E: 0 K: 0 S: 4	H: 0 LOB: 1 BB: 1 P: 11	R: 0 E: 0 K: 3 S: 9	H: 0 LOB: 0 BB: 0 P: 12	R: 0 E: 0 K: 1 S: 7	H: 1 LOB: 0 BB: 0 P: 10	1B: 6 2B: 4 3B: 0 HR: 0	SF: 0 SAC: 0 DP: 2 HBP: 0	WP: 0 PB: 0 SB: 0 CS: 0	PA: 37				
PITCHER	IP WLS BF H R ER SO BB IBB HBP BLK WP HR S P ERA WHIP											IP WLS BF H R ER SO BB IBB HBP BLK WP HR S P ERA WHIP															
62 Aneury Rodriguez, R (1, 1) ERA: 5.72	5.1	24	8	2	2	3	1	0	0	0	0	0	0	50	82	3.38	1.688										
52 Sergio Escalona, L (6, 1) ERA: 3.86	0.1	1	0	0	0	1	0	0	0	0	0	0	3	3	0.00	0.000											
66 Eneido Del Rosario, R (6, 1) ERA: 4.0	1.1	6	1	0	0	1	1	0	0	0	0	0	8	17	0.00	1.500											
59 Wilton Lopez, R (8, 1) ERA: 3.0	1.0	3	0	0	0	3	0	0	0	0	0	0	9	12	0.00	0.000											
54 Mark Melancon, R (9, 1) ERA: 2.08	1.0	3	1	0	0	1	0	0	0	0	0	0	7	10	0.00	1.000											

Batter	1	2	3	4	5	6	7	8	9	AB	R	H	RBI	BB	SO	LOB	TOP								
21 Michael Bourn, L (1, 8) OBP: 0.345, SLG: 0.348	4-1 9 S 36 WP BB		2-1 9 FC5 36 1B		1-0 L9		3-2 L8		1-1 F8	4	0	1	0	1	0	0									
36 Angel Sanchez, R (1, 4) OBP: 0.325, SLG: 0.336	1-3 K		1-1 45 FC5 9 FC5 1B		1-1 9 HR		1-2 G1-3		2-2 G6-3	5	1	2	0	0	1	1									
9 Hunter Pence, R (1, 9) OBP: 0.341, SLG: 0.466	2-1 G6-3		1-2 FC5 45 FC5 29 1B		1-0 HR		2-2 1B		1-3 K	5	2	2	2	0	1	3									
45 Carlos Lee, R (1, 10) OBP: 0.271, SLG: 0.384	3-0 F8		2-1 FC5 29 1B		0-0 1B		2-3 K			4	0	1	0	0	1	4									
29 Brett Wallace, L (1, 3) OBP: 0.391, SLG: 0.459		4-2 12 1B BB	3-2 1-3 2-H 1B		1-1 G4-6-3			2-0 FC6-5 23 2B		3	0	2	1	1	0	1									
23 Chris Johnson, R (1, 5) OBP: 0.289, SLG: 0.390	0-3 K		2-1 G5-3				1-0 12 CS 1B		2-1 FC6-5 19 FC5 12 1B	4	0	1	0	0	1	4									
12 Clint Barmes, R (1, 6) OBP: 0.325, SLG: 0.324		2-2 1B		0-3 K		4-2 19 G6-3 BB		0-0 1B		3	0	2	0	1	1	0									
19 Brian Bogusevic, L (1, 7) OBP: 0.345, SLG: 0.240	0-1 L7			0-0 P5		3-2 G6-3		1-2 FC5 46 FC4-6		4	0	0	0	0	0	5									
46 J.R. Towles, R (1, 2) OBP: 0.293, SLG: 0.333	1-1 F9			0-1 F8		3-2 G6-3		3-1 FC4-6		4	0	0	0	0	0	5									
Inning Stats	R: 0 E: 0 K: 1 S: 10	H: 0 LOB: 1 BB: 1 P: 20	R: 0 E: 0 K: 1 S: 12	H: 1 LOB: 2 BB: 1 P: 19	R: 1 E: 0 K: 0 S: 14	H: 3 LOB: 2 BB: 0 P: 25	R: 0 E: 0 K: 1 S: 6	H: 0 LOB: 0 BB: 0 P: 6	R: 2 E: 0 K: 0 S: 7	H: 3 LOB: 0 BB: 0 P: 11	R: 0 E: 0 K: 0 S: 12	H: 1 LOB: 1 BB: 1 P: 23	R: 0 E: 0 K: 1 S: 17	H: 1 LOB: 2 BB: 0 P: 25	R: 0 E: 0 K: 0 S: 10	H: 2 LOB: 2 BB: 0 P: 18	R: 0 E: 0 K: 1 S: 8	H: 0 LOB: 0 BB: 0 P: 12	1B: 9 2B: 1 3B: 0 HR: 1	SF: 0 SAC: 0 DP: 1 HBP: 0	WP: 1 PB: 0 SB: 1 CS: 1	PA: 39			
PITCHER	IP WLS BF H R ER SO BB IBB HBP BLK WP HR S P ERA WHIP	IP WLS BF H R ER SO BB IBB HBP BLK WP HR S P ERA WHIP	IP WLS BF H R ER SO BB IBB HBP BLK WP HR S P ERA WHIP	IP WLS BF H R ER SO BB IBB HBP BLK WP HR S P ERA WHIP	IP WLS BF H R ER SO BB IBB HBP BLK WP HR S P ERA WHIP	IP WLS BF H R ER SO BB IBB HBP BLK WP HR S P ERA WHIP	IP WLS BF H R ER SO BB IBB HBP BLK WP HR S P ERA WHIP	IP WLS BF H R ER SO BB IBB HBP BLK WP HR S P ERA WHIP	IP WLS BF H R ER SO BB IBB HBP BLK WP HR S P ERA WHIP	IP WLS BF H R ER SO BB IBB HBP BLK WP HR S P ERA WHIP	IP WLS BF H R ER SO BB IBB HBP BLK WP HR S P ERA WHIP	IP WLS BF H R ER SO BB IBB HBP BLK WP HR S P ERA WHIP	IP WLS BF H R ER SO BB IBB HBP BLK WP HR S P ERA WHIP	IP WLS BF H R ER SO BB IBB HBP BLK WP HR S P ERA WHIP	IP WLS BF H R ER SO BB IBB HBP BLK WP HR S P ERA WHIP	IP WLS BF H R ER SO BB IBB HBP BLK WP HR S P ERA WHIP	IP WLS BF H R ER SO BB IBB HBP BLK WP HR S P ERA WHIP	IP WLS BF H R ER SO BB IBB HBP BLK WP HR S P ERA WHIP	IP WLS BF H R ER SO BB IBB HBP BLK WP HR S P ERA WHIP	IP WLS BF H R ER SO BB IBB HBP BLK WP HR S P ERA WHIP	IP WLS BF H R ER SO BB IBB HBP BLK WP HR S P ERA WHIP	IP WLS BF H R ER SO BB IBB HBP BLK WP HR S P ERA WHIP	IP WLS BF H R ER SO BB IBB HBP BLK WP HR S P ERA WHIP	IP WLS BF H R ER SO BB IBB HBP BLK WP HR S P ERA WHIP	IP WLS BF H R ER SO BB IBB HBP BLK WP HR S P ERA WHIP

Houston Astros @ Toronto Blue Jays
Rogers Centre, Toronto, ON
Sun May 22 2011, 1:09 PM - 4:02 PM EDT
Att: 19,487 - Roof Closed - 68 F

AB 36
R 3
H 11
RBI 3
BB 3
SO 5
LOB 23



Batter	1	2	3	4	5	6	7	8	9	AB	R	H	RBI	BB	SO	LOB	BOTTOM									
5 Yunel Escobar, R (1, 6) OBP: 0.363, SLG: 0.410	1-1 16 G4-3 2B									3	0	2	0	2	0	0										
18 Mike McCoy, R (9, FR) OBP: 0.289, SLG: 0.333										0	0	0	0	0	0	0										
16 Corey Patterson, L (1, 7) OBP: 0.307, SLG: 0.431	2-1 G4-3									5	0	1	0	0	0	5										
19 José Bautista, R (1, 9) OBP: 0.500, SLG: 0.816	2-1 G6-3									4	0	0	0	1	2	2										
2 Aaron Hill, R (1, 4) OBP: 0.283, SLG: 0.319	4-2 BB									4	0	0	0	1	0	3										
20 Juan Rivera, R (1, 3) OBP: 0.315, SLG: 0.331	0-0 G5-3									3	1	1	1	1	1	2										
9 J.P. Arencibia, R (1, 2) OBP: 0.309, SLG: 0.520										4	1	2	1	0	2	1										
11 Rajai Davis, R (1, 8) OBP: 0.298, SLG: 0.327										3	0	1	0	1	2	1										
10 Edwin Encarnación, R (1, 10) OBP: 0.270, SLG: 0.336										4	0	1	0	0	0	2										
2B Jayson Nix, R (1, 5) OBP: 0.294, SLG: 0.322										3	0	0	0	0	1	2										
46 Eric Thames, L (9, PH) OBP: 0.400, SLG: 0.385										1	0	0	0	0	1	0										
Inning Stats	R: 0 E: 0 K: 0 S: 9	H: 1 LOB: 2 BB: 1 P: 18	R: 0 E: 0 K: 2 S: 12	H: 2 LOB: 3 BB: 1 P: 22	R: 1 E: 0 K: 1 S: 12	H: 2 LOB: 2 BB: 1 P: 25	R: 0 E: 0 K: 0 S: 3	H: 0 LOB: 0 BB: 0 P: 4	R: 0 E: 0 K: 2 S: 8	H: 0 LOB: 0 BB: 0 P: 9	R: 1 E: 0 K: 1 S: 10	H: 1 LOB: 0 BB: 0 P: 15	R: 0 E: 0 K: 0 S: 8	H: 0 LOB: 0 BB: 1 P: 12	R: 0 E: 0 K: 2 S: 8	H: 0 LOB: 1 BB: 1 P: 17	R: 0 E: 0 K: 1 S: 12	H: 2 LOB: 3 BB: 1 P: 19	1B: 3 2B: 3 3B: 0 HR: 2	SF: 0 SAC: 0 DP: 1 HBP: 0	WP: 0 PB: 0 SB: 0 CS: 0	PA: 40				
PITCHER	IP WLS BF H R ER SO BB IBB HBP BLK WP HR S P ERA WHIP	IP WLS BF H R ER SO BB IBB HBP BLK WP HR S P ERA WHIP	IP WLS BF H R ER SO BB IBB HBP BLK WP HR S P ERA WHIP	IP WLS BF H R ER SO BB IBB HBP BLK WP HR S P ERA WHIP	IP WLS BF H R ER SO BB IBB HBP BLK WP HR S P ERA WHIP	IP WLS BF H R ER SO BB IBB HBP BLK WP HR S P ERA WHIP	IP WLS BF H R ER SO BB IBB HBP BLK WP HR S P ERA WHIP	IP WLS BF H R ER SO BB IBB HBP BLK WP HR S P ERA WHIP	IP WLS BF H R ER SO BB IBB HBP BLK WP HR S P ERA WHIP	IP WLS BF H R ER SO BB IBB HBP BLK WP HR S P ERA WHIP	IP WLS BF H R ER SO BB IBB HBP BLK WP HR S P ERA WHIP	IP WLS BF H R ER SO BB IBB HBP BLK WP HR S P ERA WHIP	IP WLS BF H R ER SO BB IBB HBP BLK WP HR S P ERA WHIP	IP WLS BF H R ER SO BB IBB HBP BLK WP HR S P ERA WHIP	IP WLS BF H R ER SO BB IBB HBP BLK WP HR S P ERA WHIP	IP WLS BF H R ER SO BB IBB HBP BLK WP HR S P ERA WHIP	IP WLS BF H R ER SO BB IBB HBP BLK WP HR S P ERA WHIP	IP WLS BF H R ER SO BB IBB HBP BLK WP HR S P ERA WHIP	IP WLS BF H R ER SO BB IBB HBP BLK WP HR S P ERA WHIP	IP WLS BF H R ER SO BB IBB HBP BLK WP HR S P ERA WHIP	IP WLS BF H R ER SO BB IBB HBP BLK WP HR S P ERA WHIP	IP WLS BF H R ER SO BB IBB HBP BLK WP HR S P ERA WHIP	IP WLS BF H R ER SO BB IBB HBP BLK WP HR S P ERA WHIP	IP WLS BF H R ER SO BB IBB HBP BLK WP HR S P ERA WHIP	IP WLS BF H R ER SO BB IBB HBP BLK WP HR S P ERA WHIP	IP WLS BF H R ER SO BB IBB HBP BLK WP HR S P ERA WHIP

Houston Astros @ Toronto Blue Jays
Rogers Centre, Toronto, ON
Sun May 22 2011, 1:09 PM - 4:02 PM EDT
Att: 19,487 - Roof Closed - 68 F


AB 34
R 2
H 8
RBI 2
BB 6
SO 9
LOB 18



Batter	1	2	3	4	5	6	7	8	9	AB	R	H	RBI	BB	SO	LOB	TOP			
5 Yuliel Escobar, R OBP: 0.362, SLG: 0.407	F9		16 1B	SH1-3			G5-3			3	0	1	0	0	0	0				
16 Corey Patterson, L OBP: 0.309, SLG: 0.426	K		1B	FC6-4			P6			3	0	1	1	1	1	0				
19 José Bautista, R OBP: 0.492, SLG: 0.804	G5-3		K	FC6-4			G3			4	0	0	0	0	1	5				
20 Juan Rivera, R OBP: 0.324, SLG: 0.342		9 G6-4-3 1B		9 1B			G5-3			4	1	2	0	0	0	0				
9 J.P. Arencibia, R OBP: 0.313, SLG: 0.519	G6-4-3		10 1B	10 1B			F8			4	1	1	1	0	0	1				
2 Aaron Hill, R OBP: 0.281, SLG: 0.323	F7		F9	F9			G6-3			4	0	0	0	0	0	1				
10 Edwin Encarnación, R OBP: 0.264, SLG: 0.326			G6-3	11 1B			P2			4	1	1	0	0	0	0				
11 Rajai Davis, R OBP: 0.301, SLG: 0.328			5 1B	6 SH			F7			4	1	2	1	0	1	0				
6 John McDonald, R OBP: 0.259, SLG: 0.304	F9		F9	SH			F9			3	0	0	1	0	0	1				
Inning Stats	R: 0 E: 0 K: 1 S: 8	H: 0 LOB: 0 BB: 0 P: 13	R: 0 E: 0 K: 0 S: 7	H: 1 LOB: 0 BB: 0 P: 8	R: 1 E: 0 K: 1 S: 11	H: 3 LOB: 2 BB: 0 P: 14	R: 3 E: 1 K: 0 S: 16	H: 4 LOB: 3 BB: 1 P: 23	R: 0 E: 0 K: 0 S: 5	H: 0 LOB: 0 BB: 0 P: 7	R: 0 E: 0 K: 0 S: 6	H: 0 LOB: 0 BB: 0 P: 9	R: 0 E: 0 K: 0 S: 6	H: 0 LOB: 0 BB: 0 P: 6	R: 0 E: 0 K: 1 S: 11	H: 0 LOB: 0 BB: 0 P: 13	1B: 7 2B: 1 3B: 0 HR: 0	SF: 0 SAC: 2 DP: 1 HBP: 0	WP: 0 PB: 0 SB: 0 CS: 0	PA: 36
PITCHER 52 CC Sabathia, L ERA: 3.17	IP: 9.0 WLS: W BF: 36 H: 8 R: 4 ER: 4 SO: 3	IP: 9.0 WLS: W BF: 36 H: 8 R: 4 ER: 4 SO: 3	IP: 9.0 WLS: W BF: 36 H: 8 R: 4 ER: 4 SO: 3	IP: 9.0 WLS: W BF: 36 H: 8 R: 4 ER: 4 SO: 3	IP: 9.0 WLS: W BF: 36 H: 8 R: 4 ER: 4 SO: 3	IP: 9.0 WLS: W BF: 36 H: 8 R: 4 ER: 4 SO: 3	IP: 9.0 WLS: W BF: 36 H: 8 R: 4 ER: 4 SO: 3	IP: 9.0 WLS: W BF: 36 H: 8 R: 4 ER: 4 SO: 3	IP: 9.0 WLS: W BF: 36 H: 8 R: 4 ER: 4 SO: 3	IP: 9.0 WLS: W BF: 36 H: 8 R: 4 ER: 4 SO: 3	IP: 9.0 WLS: W BF: 36 H: 8 R: 4 ER: 4 SO: 3	IP: 9.0 WLS: W BF: 36 H: 8 R: 4 ER: 4 SO: 3	IP: 9.0 WLS: W BF: 36 H: 8 R: 4 ER: 4 SO: 3	IP: 9.0 WLS: W BF: 36 H: 8 R: 4 ER: 4 SO: 3	IP: 9.0 WLS: W BF: 36 H: 8 R: 4 ER: 4 SO: 3	IP: 9.0 WLS: W BF: 36 H: 8 R: 4 ER: 4 SO: 3	IP: 9.0 WLS: W BF: 36 H: 8 R: 4 ER: 4 SO: 3	ERA: 4.00 WHIP: 1.000		

Toronto Blue Jays @ New York Yankees
Yankee Stadium, Bronx, NY
Tue May 24 2011, 7:08 PM - 9:42 PM EDT
Att: 41,519 - Partly Cloudy - 79 F


AB 33
R 4
H 8
RBI 4
BB 1
SO 3
LOB 8



Batter	1	2	3	4	5	6	7	8	9	AB	R	H	RBI	BB	SO	LOB	BOTTOM			
2 Derek Jeter, R OBP: 0.303, SLG: 0.316	G5-3		K				G1-3			5	0	0	0	0	1	3				
14 Curtis Granderson, L OBP: 0.367, SLG: 0.619	P5		25 FC6-4 1B				25 CS 1B			5	2	4	1	0	0	0				
25 Mark Teixeira, S OBP: 0.367, SLG: 0.509	1B		FC6-4				CS			4	0	2	1	1	0	2				
13 Alex Rodriguez, R OBP: 0.362, SLG: 0.509	K		1B				G6-4-3			4	0	1	0	0	2	3				
24 Robinson Canó, L OBP: 0.320, SLG: 0.497	F7		G3				2B			4	1	2	1	0	0	2				
55 Russell Martin, R OBP: 0.367, SLG: 0.511	HR		K				F9			4	1	2	2	0	1	1				
33 Nick Swisher, S OBP: 0.322, SLG: 0.295	F7		G6-3				K			4	0	0	0	0	1	1				
11 Brett Gardner, L OBP: 0.348, SLG: 0.416	BB		G6-3				G5-3			2	0	0	0	2	0	0				
26 Eduardo Núñez, R OBP: 0.316, SLG: 0.417	FC6-4		BB				G3			3	0	1	0	0	0	1				
20 Jorge Posada, S OBP: 0.299, SLG: 0.365	FC6-4		1B				G5-3			1	0	1	0	0	0	0				
27 Chris Dickerson, L OBP: 0.428, SLG: 0.417	1B		14 1B				1B			0	1	0	0	0	0	0				
Inning Stats	R: 0 E: 0 K: 1 S: 9	H: 1 LOB: 1 BB: 0 P: 16	R: 1 E: 0 K: 0 S: 7	H: 1 LOB: 1 BB: 1 P: 13	R: 0 E: 0 K: 1 S: 11	H: 2 LOB: 2 BB: 0 P: 22	R: 0 E: 0 K: 1 S: 7	H: 0 LOB: 0 BB: 0 P: 11	R: 0 E: 0 K: 0 S: 4	H: 1 LOB: 1 BB: 1 P: 9	R: 0 E: 0 K: 1 S: 9	H: 1 LOB: 1 BB: 1 P: 17	R: 2 E: 0 K: 1 S: 9	H: 3 LOB: 1 BB: 0 P: 13	R: 2 E: 0 K: 0 S: 12	H: 3 LOB: 2 BB: 0 P: 19	1B: 8 2B: 4 3B: 0 HR: 1	SF: 0 SAC: 0 DP: 2 HBP: 0	WP: 0 PB: 0 SB: 1 CS: 1	PA: 40
PITCHER 24 Ricky Romero, L ERA: 2.91	IP: 7.0 WLS: H BF: 28 H: 7 R: 1 ER: 1 SO: 3	IP: 7.0 WLS: H BF: 28 H: 7 R: 1 ER: 1 SO: 3	IP: 7.0 WLS: H BF: 28 H: 7 R: 1 ER: 1 SO: 3	IP: 7.0 WLS: H BF: 28 H: 7 R: 1 ER: 1 SO: 3	IP: 7.0 WLS: H BF: 28 H: 7 R: 1 ER: 1 SO: 3	IP: 7.0 WLS: H BF: 28 H: 7 R: 1 ER: 1 SO: 3	IP: 7.0 WLS: H BF: 28 H: 7 R: 1 ER: 1 SO: 3	IP: 7.0 WLS: H BF: 28 H: 7 R: 1 ER: 1 SO: 3	IP: 7.0 WLS: H BF: 28 H: 7 R: 1 ER: 1 SO: 3	IP: 7.0 WLS: H BF: 28 H: 7 R: 1 ER: 1 SO: 3	IP: 7.0 WLS: H BF: 28 H: 7 R: 1 ER: 1 SO: 3	IP: 7.0 WLS: H BF: 28 H: 7 R: 1 ER: 1 SO: 3	IP: 7.0 WLS: H BF: 28 H: 7 R: 1 ER: 1 SO: 3	IP: 7.0 WLS: H BF: 28 H: 7 R: 1 ER: 1 SO: 3	IP: 7.0 WLS: H BF: 28 H: 7 R: 1 ER: 1 SO: 3	IP: 7.0 WLS: H BF: 28 H: 7 R: 1 ER: 1 SO: 3	IP: 7.0 WLS: H BF: 28 H: 7 R: 1 ER: 1 SO: 3	ERA: 13.50 WHIP: 1.500		
44 Casey Janssen, R ERA: 1.77	IP: 0.2 WLS: H BF: 3 H: 1 R: 1 ER: 1 SO: 1	IP: 0.2 WLS: H BF: 3 H: 1 R: 1 ER: 1 SO: 1	IP: 0.2 WLS: H BF: 3 H: 1 R: 1 ER: 1 SO: 1	IP: 0.2 WLS: H BF: 3 H: 1 R: 1 ER: 1 SO: 1	IP: 0.2 WLS: H BF: 3 H: 1 R: 1 ER: 1 SO: 1	IP: 0.2 WLS: H BF: 3 H: 1 R: 1 ER: 1 SO: 1	IP: 0.2 WLS: H BF: 3 H: 1 R: 1 ER: 1 SO: 1	IP: 0.2 WLS: H BF: 3 H: 1 R: 1 ER: 1 SO: 1	IP: 0.2 WLS: H BF: 3 H: 1 R: 1 ER: 1 SO: 1	IP: 0.2 WLS: H BF: 3 H: 1 R: 1 ER: 1 SO: 1	IP: 0.2 WLS: H BF: 3 H: 1 R: 1 ER: 1 SO: 1	IP: 0.2 WLS: H BF: 3 H: 1 R: 1 ER: 1 SO: 1	IP: 0.2 WLS: H BF: 3 H: 1 R: 1 ER: 1 SO: 1	IP: 0.2 WLS: H BF: 3 H: 1 R: 1 ER: 1 SO: 1	IP: 0.2 WLS: H BF: 3 H: 1 R: 1 ER: 1 SO: 1	IP: 0.2 WLS: H BF: 3 H: 1 R: 1 ER: 1 SO: 1	IP: 0.2 WLS: H BF: 3 H: 1 R: 1 ER: 1 SO: 1	ERA: 27.00 WHIP: 6.000		
34 Marc Rzepczynski, L ERA: 3.0	IP: 0.1 WLS: H BF: 3 H: 2 R: 1 ER: 1 SO: 0	IP: 0.1 WLS: H BF: 3 H: 2 R: 1 ER: 1 SO: 0	IP: 0.1 WLS: H BF: 3 H: 2 R: 1 ER: 1 SO: 0	IP: 0.1 WLS: H BF: 3 H: 2 R: 1 ER: 1 SO: 0	IP: 0.1 WLS: H BF: 3 H: 2 R: 1 ER: 1 SO: 0	IP: 0.1 WLS: H BF: 3 H: 2 R: 1 ER: 1 SO: 0	IP: 0.1 WLS: H BF: 3 H: 2 R: 1 ER: 1 SO: 0	IP: 0.1 WLS: H BF: 3 H: 2 R: 1 ER: 1 SO: 0	IP: 0.1 WLS: H BF: 3 H: 2 R: 1 ER: 1 SO: 0	IP: 0.1 WLS: H BF: 3 H: 2 R: 1 ER: 1 SO: 0	IP: 0.1 WLS: H BF: 3 H: 2 R: 1 ER: 1 SO: 0	IP: 0.1 WLS: H BF: 3 H: 2 R: 1 ER: 1 SO: 0	IP: 0.1 WLS: H BF: 3 H: 2 R: 1 ER: 1 SO: 0	IP: 0.1 WLS: H BF: 3 H: 2 R: 1 ER: 1 SO: 0	IP: 0.1 WLS: H BF: 3 H: 2 R: 1 ER: 1 SO: 0	IP: 0.1 WLS: H BF: 3 H: 2 R: 1 ER: 1 SO: 0	IP: 0.1 WLS: H BF: 3 H: 2 R: 1 ER: 1 SO: 0	ERA: 27.00 WHIP: 4.500		
50 Frank Rancisco, R ERA: 6.23	IP: 0.2 WLS: L BF: 5 H: 3 R: 2 ER: 2 SO: 0	IP: 0.2 WLS: L BF: 5 H: 3 R: 2 ER: 2 SO: 0	IP: 0.2 WLS: L BF: 5 H: 3 R: 2 ER: 2 SO: 0	IP: 0.2 WLS: L BF: 5 H: 3 R: 2 ER: 2 SO: 0	IP: 0.2 WLS: L BF: 5 H: 3 R: 2 ER: 2 SO: 0	IP: 0.2 WLS: L BF: 5 H: 3 R: 2 ER: 2 SO: 0	IP: 0.2 WLS: L BF: 5 H: 3 R: 2 ER: 2 SO: 0	IP: 0.2 WLS: L BF: 5 H: 3 R: 2 ER: 2 SO: 0	IP: 0.2 WLS: L BF: 5 H: 3 R: 2 ER: 2 SO: 0	IP: 0.2 WLS: L BF: 5 H: 3 R: 2 ER: 2 SO: 0	IP: 0.2 WLS: L BF: 5 H: 3 R: 2 ER: 2 SO: 0	IP: 0.2 WLS: L BF: 5 H: 3 R: 2 ER: 2 SO: 0	IP: 0.2 WLS: L BF: 5 H: 3 R: 2 ER: 2 SO: 0	IP: 0.2 WLS: L BF: 5 H: 3 R: 2 ER: 2 SO: 0	IP: 0.2 WLS: L BF: 5 H: 3 R: 2 ER: 2 SO: 0	IP: 0.2 WLS: L BF: 5 H: 3 R: 2 ER: 2 SO: 0	IP: 0.2 WLS: L BF: 5 H: 3 R: 2 ER: 2 SO: 0	ERA: 27.00 WHIP: 4.500		

Toronto Blue Jays @ New York Yankees
Yankee Stadium, Bronx, NY
Tue May 24 2011, 7:08 PM - 9:42 PM EDT
Att: 41,519 - Partly Cloudy - 79 F

AB 36
R 5
H 13
RBI 5
BB 3
SO 5
LOB 13



Batter	1	2	3	4	5	6	7	8	9	AB	R	H	RBI	BB	SO	LOB	TOP				
5 Ynel Escobar, R OBP: 0.360, SLG: 0.415																					
6 John McDonald, R OBP: 0.259, SLG: 0.304																					
9 J.P. Arencibia, R OBP: 0.310, SLG: 0.515																					
16 Corey Patterson, L OBP: 0.307, SLG: 0.429																					
19 José Bautista, R OBP: 0.492, SLG: 0.795																					
20 Juan Rivera, R OBP: 0.322, SLG: 0.340																					
8 José Molina, R OBP: 0.367, SLG: 0.444																					
2 Aaron Hill, R OBP: 0.286, SLG: 0.328																					
46 Eric Thames, L OBP: 0.391, SLG: 0.400																					
11 Rajai Davis, R OBP: 0.307, SLG: 0.342																					
28 Jayson Nix, R OBP: 0.282, SLG: 0.306																					
10 Edwin Encarnación, R OBP: 0.282, SLG: 0.324																					
Inning Stats	R: 0 E: 0 K: 0 S: 8	H: 1 LOB: 1 BB: 0 P: 11	R: 0 E: 0 K: 2 S: 12	H: 1 LOB: 1 BB: 0 P: 17	R: 0 E: 0 K: 1 S: 9	H: 0 LOB: 0 BB: 0 P: 13	R: 0 E: 0 K: 1 S: 7	H: 1 LOB: 1 BB: 0 P: 10	R: 1 E: 0 K: 1 S: 13	H: 2 LOB: 1 BB: 0 P: 18	R: 2 E: 0 K: 1 S: 12	H: 3 LOB: 1 BB: 0 P: 15	R: 0 E: 0 K: 0 S: 7	H: 1 LOB: 1 BB: 1 P: 15	R: 0 E: 0 K: 1 S: 10	H: 1 LOB: 1 BB: 0 P: 12	1B: 6 2B: 3 3B: 1 HR: 0	SF: 0 SAC: 0 DP: 1 HBP: 1	WP: 0 PB: 0 SB: 1 CS: 1	PA: 37	
PITCHER	IP WLS BF H R ER SO BB IBB HBP BLK WP HR S P ERA WHIP	IP WLS BF H R ER SO BB IBB HBP BLK WP HR S P ERA WHIP	IP WLS BF H R ER SO BB IBB HBP BLK WP HR S P ERA WHIP	IP WLS BF H R ER SO BB IBB HBP BLK WP HR S P ERA WHIP	IP WLS BF H R ER SO BB IBB HBP BLK WP HR S P ERA WHIP	IP WLS BF H R ER SO BB IBB HBP BLK WP HR S P ERA WHIP	IP WLS BF H R ER SO BB IBB HBP BLK WP HR S P ERA WHIP	IP WLS BF H R ER SO BB IBB HBP BLK WP HR S P ERA WHIP	IP WLS BF H R ER SO BB IBB HBP BLK WP HR S P ERA WHIP	IP WLS BF H R ER SO BB IBB HBP BLK WP HR S P ERA WHIP	IP WLS BF H R ER SO BB IBB HBP BLK WP HR S P ERA WHIP	IP WLS BF H R ER SO BB IBB HBP BLK WP HR S P ERA WHIP	IP WLS BF H R ER SO BB IBB HBP BLK WP HR S P ERA WHIP	IP WLS BF H R ER SO BB IBB HBP BLK WP HR S P ERA WHIP	IP WLS BF H R ER SO BB IBB HBP BLK WP HR S P ERA WHIP	IP WLS BF H R ER SO BB IBB HBP BLK WP HR S P ERA WHIP	IP WLS BF H R ER SO BB IBB HBP BLK WP HR S P ERA WHIP	IP WLS BF H R ER SO BB IBB HBP BLK WP HR S P ERA WHIP	IP WLS BF H R ER SO BB IBB HBP BLK WP HR S P ERA WHIP	IP WLS BF H R ER SO BB IBB HBP BLK WP HR S P ERA WHIP	IP WLS BF H R ER SO BB IBB HBP BLK WP HR S P ERA WHIP

Toronto Blue Jays @ New York Yankees
Yankee Stadium, Bronx, NY
Wed May 25 2011, 1:09 PM - 3:50 PM EDT
Att: 43,201 - Partly Cloudy - 78 F

AB	35
R	3
H	10
RBI	3
BB	1
SO	6
LOB	18



Batter	1	2	3	4	5	6	7	8	9	AB	R	H	RBI	BB	SO	LOB	BOTTOM				
2 Derek Jeter, R OBP: 0.310, SLG: 0.321																					
14 Curtis Granderson, L OBP: 0.353, SLG: 0.609																					
25 Mark Teixeira, S OBP: 0.363, SLG: 0.517																					
13 Alex Rodriguez, R OBP: 0.360, SLG: 0.503																					
24 Robinson Canó, L OBP: 0.318, SLG: 0.492																					
55 Russell Martin, R OBP: 0.370, SLG: 0.504																					
33 Nick Swisher, S OBP: 0.321, SLG: 0.289																					
11 Brett Gardner, L OBP: 0.348, SLG: 0.416																					
18 Andruw Jones, R OBP: 0.283, SLG: 0.500																					
27 Chris Dickerson, L OBP: 0.400, SLG: 0.385																					
26 Eduardo Núñez, R OBP: 0.286, SLG: 0.375																					
Inning Stats	R: 1 E: 1 K: 0 S: 8	H: 2 LOB: 1 BB: 0 P: 16	R: 2 E: 0 K: 0 S: 9	H: 1 LOB: 1 BB: 1 P: 16	R: 2 E: 0 K: 0 S: 16	H: 2 LOB: 1 BB: 1 P: 27	R: 0 E: 0 K: 0 S: 8	H: 1 LOB: 0 BB: 0 P: 13	R: 0 E: 0 K: 1 S: 7	H: 0 LOB: 0 BB: 0 P: 9	R: 2 E: 0 K: 0 S: 10	H: 1 LOB: 2 BB: 2 P: 25	R: 0 E: 0 K: 2 S: 11	H: 2 LOB: 2 BB: 0 P: 17	R: 0 E: 0 K: 0 S: 11	H: 0 LOB: 1 BB: 1 P: 17	1B: 3 2B: 4 3B: 0 HR: 3	SF: 0 SAC: 0 DP: 1 HBP: 1	WP: 1 PB: 0 SB: 3 CS: 0	PA: 39	
PITCHER	IP WLS BF H R ER SO BB IBB HBP BLK WP HR S P ERA WHIP	IP WLS BF H R ER SO BB IBB HBP BLK WP HR S P ERA WHIP	IP WLS BF H R ER SO BB IBB HBP BLK WP HR S P ERA WHIP	IP WLS BF H R ER SO BB IBB HBP BLK WP HR S P ERA WHIP	IP WLS BF H R ER SO BB IBB HBP BLK WP HR S P ERA WHIP	IP WLS BF H R ER SO BB IBB HBP BLK WP HR S P ERA WHIP	IP WLS BF H R ER SO BB IBB HBP BLK WP HR S P ERA WHIP	IP WLS BF H R ER SO BB IBB HBP BLK WP HR S P ERA WHIP	IP WLS BF H R ER SO BB IBB HBP BLK WP HR S P ERA WHIP	IP WLS BF H R ER SO BB IBB HBP BLK WP HR S P ERA WHIP	IP WLS BF H R ER SO BB IBB HBP BLK WP HR S P ERA WHIP	IP WLS BF H R ER SO BB IBB HBP BLK WP HR S P ERA WHIP	IP WLS BF H R ER SO BB IBB HBP BLK WP HR S P ERA WHIP	IP WLS BF H R ER SO BB IBB HBP BLK WP HR S P ERA WHIP	IP WLS BF H R ER SO BB IBB HBP BLK WP HR S P ERA WHIP	IP WLS BF H R ER SO BB IBB HBP BLK WP HR S P ERA WHIP	IP WLS BF H R ER SO BB IBB HBP BLK WP HR S P ERA WHIP	IP WLS BF H R ER SO BB IBB HBP BLK WP HR S P ERA WHIP	IP WLS BF H R ER SO BB IBB HBP BLK WP HR S P ERA WHIP	IP WLS BF H R ER SO BB IBB HBP BLK WP HR S P ERA WHIP	IP WLS BF H R ER SO BB IBB HBP BLK WP HR S P ERA WHIP

Toronto Blue Jays @ New York Yankees
Yankee Stadium, Bronx, NY
Wed May 25 2011, 1:09 PM - 3:50 PM EDT
Att: 43,201 - Partly Cloudy - 78 F

AB	33
R	7
H	9
RBI	7
BB	5
SO	3
LOB	20

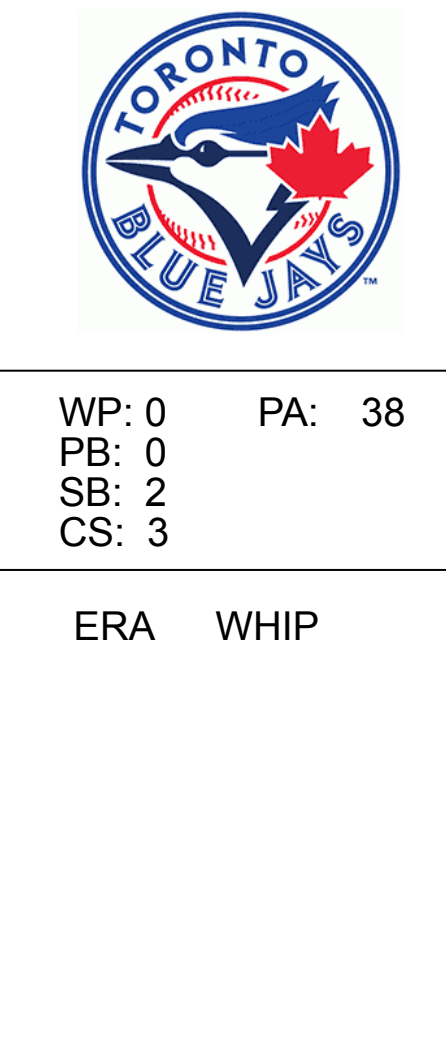


Batter	1	2	3	4	5	6	7	8	9	AB	R	H	RBI	BB	SO	LOB	TOP							
1 Juan Pierre, L OBP: 0.338, SLG: 0.319										4	1	3	0	1	0	0	Chicago White Sox @ Toronto Blue Jays Rogers Centre, Toronto, ON Fri May 27 2011, 7:09 PM - 10:00 PM EDT Att: 16,668 - Roof Closed - 68 F							
10 Alexei Ramirez, R OBP: 0.335, SLG: 0.434										4	0	0	1	0	3	5								
20 Carlos Quentin, R OBP: 0.346, SLG: 0.541										4	0	0	1	1	0	3								
14 Paul Konerko, R OBP: 0.357, SLG: 0.467										4	0	0	0	0	0	4								
12 A.J. Pierzynski, L OBP: 0.299, SLG: 0.329										4	0	0	0	0	0	0								
51 Alex Rios, R OBP: 0.280, SLG: 0.309										4	0	1	0	0	0	0								
44 Adam Dunn, L OBP: 0.328, SLG: 0.346										0	1	0	0	4	0	0								
11 Omar Vizquel, S OBP: 0.343, SLG: 0.369										4	0	1	0	0	0	4								
15 Gordon Beckham, R OBP: 0.291, SLG: 0.345										1	0	0	0	0	0	0								
45 Dallas McPherson, L OBP: 0.143, SLG: 0.143										3	0	0	0	0	3	2								
Inning Stats	R: 0 H: 0 E: 0 K: 1 S: 8	H: 0 LOB: 1 BB: 1 P: 16	R: 0 H: 0 E: 0 K: 0 S: 8	H: 0 LOB: 1 BB: 1 P: 17	R: 1 H: 1 E: 0 K: 0 S: 6	H: 1 LOB: 0 BB: 0 P: 7	R: 0 H: 0 E: 0 K: 0 S: 8	H: 0 LOB: 0 BB: 0 P: 14	R: 1 H: 2 E: 0 K: 1 S: 17	H: 2 LOB: 3 BB: 2 P: 32	R: 0 H: 0 E: 0 K: 0 S: 8	H: 0 LOB: 1 BB: 1 P: 18	R: 0 H: 0 E: 0 K: 2 S: 13	H: 0 LOB: 0 BB: 0 P: 22	R: 0 H: 1 E: 0 K: 0 S: 11	H: 1 LOB: 2 BB: 1 P: 21	R: 0 H: 1 E: 0 K: 2 S: 13	H: 1 LOB: 0 BB: 0 P: 16	1B: 4 2B: 0 3B: 1 HR: 0	SF: 1 SAC: 0 DP: 0 HBP: 0	WP: 2 PB: 2 SB: 0 CS: 0	PA: 39		
PITCHER	IP WLS BF H R ER SO BB IBB HBP BLK WP HR S P ERA WHIP	IP WLS BF H R ER SO BB IBB HBP BLK WP HR S P ERA WHIP	IP WLS BF H R ER SO BB IBB HBP BLK WP HR S P ERA WHIP	IP WLS BF H R ER SO BB IBB HBP BLK WP HR S P ERA WHIP	IP WLS BF H R ER SO BB IBB HBP BLK WP HR S P ERA WHIP	IP WLS BF H R ER SO BB IBB HBP BLK WP HR S P ERA WHIP	IP WLS BF H R ER SO BB IBB HBP BLK WP HR S P ERA WHIP	IP WLS BF H R ER SO BB IBB HBP BLK WP HR S P ERA WHIP	IP WLS BF H R ER SO BB IBB HBP BLK WP HR S P ERA WHIP	IP WLS BF H R ER SO BB IBB HBP BLK WP HR S P ERA WHIP	IP WLS BF H R ER SO BB IBB HBP BLK WP HR S P ERA WHIP	IP WLS BF H R ER SO BB IBB HBP BLK WP HR S P ERA WHIP	IP WLS BF H R ER SO BB IBB HBP BLK WP HR S P ERA WHIP	IP WLS BF H R ER SO BB IBB HBP BLK WP HR S P ERA WHIP	IP WLS BF H R ER SO BB IBB HBP BLK WP HR S P ERA WHIP	IP WLS BF H R ER SO BB IBB HBP BLK WP HR S P ERA WHIP	IP WLS BF H R ER SO BB IBB HBP BLK WP HR S P ERA WHIP	IP WLS BF H R ER SO BB IBB HBP BLK WP HR S P ERA WHIP	IP WLS BF H R ER SO BB IBB HBP BLK WP HR S P ERA WHIP	IP WLS BF H R ER SO BB IBB HBP BLK WP HR S P ERA WHIP	IP WLS BF H R ER SO BB IBB HBP BLK WP HR S P ERA WHIP	IP WLS BF H R ER SO BB IBB HBP BLK WP HR S P ERA WHIP	IP WLS BF H R ER SO BB IBB HBP BLK WP HR S P ERA WHIP	IP WLS BF H R ER SO BB IBB HBP BLK WP HR S P ERA WHIP

Batter	1	2	3	4	5	6	7	8	9	AB	R	H	RBI	BB	SO	LOB	BOTTOM							
5 Yunel Escobar, R OBP: 0.358, SLG: 0.432										5	1	2	1	0	0	5	Chicago White Sox @ Toronto Blue Jays Rogers Centre, Toronto, ON Fri May 27 2011, 7:09 PM - 10:00 PM EDT Att: 16,668 - Roof Closed - 68 F							
16 Corey Patterson, L OBP: 0.305, SLG: 0.421										4	0	0	0	0	0	2								
19 José Bautista, R OBP: 0.492, SLG: 0.776										3	0	1	0	1	2	0								
20 Juan Rivera, R OBP: 0.324, SLG: 0.354										4	0	2	1	0	0	2								
9 J.P. Arencibia, R OBP: 0.307, SLG: 0.496										4	1	1	0	0	1	3								
2 Aaron Hill, R OBP: 0.286, SLG: 0.319										4	1	1	0	0	0	3								
11 Rajai Davis, R OBP: 0.311, SLG: 0.359										4	0	3	1	0	0	0								
8 José Molina, R OBP: 0.375, SLG: 0.448										4	0	2	1	0	0	1								
2B Jayson Nix, R OBP: 0.280, SLG: 0.292										3	1	0	0	1	0	4								
Inning Stats	R: 1 H: 3 E: 0 K: 0 S: 12	H: 3 LOB: 2 BB: 0 P: 19	R: 0 H: 0 E: 1 K: 0 S: 10	H: 0 LOB: 0 BB: 0 P: 18	R: 0 H: 1 E: 0 K: 2 S: 11	H: 1 LOB: 1 BB: 0 P: 14	R: 1 H: 2 E: 0 K: 0 S: 15	H: 2 LOB: 1 BB: 1 P: 23	R: 0 H: 0 E: 0 K: 1 S: 8	H: 0 LOB: 0 BB: 0 P: 11	R: 0 H: 1 E: 0 K: 0 S: 6	H: 1 LOB: 0 BB: 0 P: 10	R: 1 H: 2 E: 0 K: 0 S: 14	H: 2 LOB: 2 BB: 1 P: 25	R: 1 H: 3 E: 0 K: 0 S: 16	H: 3 LOB: 2 BB: 0 P: 27	R: 1 H: 3 E: 0 K: 0 S: 16	H: 3 LOB: 2 BB: 0 P: 27	1B: 8 2B: 3 3B: 1 HR: 0	SF: 0 SAC: 0 DP: 0 HBP: 0	WP: 0 PB: 0 SB: 2 CS: 3	PA: 38		
PITCHER	IP WLS BF H R ER SO BB IBB HBP BLK WP HR S P ERA WHIP	IP WLS BF H R ER SO BB IBB HBP BLK WP HR S P ERA WHIP	IP WLS BF H R ER SO BB IBB HBP BLK WP HR S P ERA WHIP	IP WLS BF H R ER SO BB IBB HBP BLK WP HR S P ERA WHIP	IP WLS BF H R ER SO BB IBB HBP BLK WP HR S P ERA WHIP	IP WLS BF H R ER SO BB IBB HBP BLK WP HR S P ERA WHIP	IP WLS BF H R ER SO BB IBB HBP BLK WP HR S P ERA WHIP	IP WLS BF H R ER SO BB IBB HBP BLK WP HR S P ERA WHIP	IP WLS BF H R ER SO BB IBB HBP BLK WP HR S P ERA WHIP	IP WLS BF H R ER SO BB IBB HBP BLK WP HR S P ERA WHIP	IP WLS BF H R ER SO BB IBB HBP BLK WP HR S P ERA WHIP	IP WLS BF H R ER SO BB IBB HBP BLK WP HR S P ERA WHIP	IP WLS BF H R ER SO BB IBB HBP BLK WP HR S P ERA WHIP	IP WLS BF H R ER SO BB IBB HBP BLK WP HR S P ERA WHIP	IP WLS BF H R ER SO BB IBB HBP BLK WP HR S P ERA WHIP	IP WLS BF H R ER SO BB IBB HBP BLK WP HR S P ERA WHIP	IP WLS BF H R ER SO BB IBB HBP BLK WP HR S P ERA WHIP	IP WLS BF H R ER SO BB IBB HBP BLK WP HR S P ERA WHIP	IP WLS BF H R ER SO BB IBB HBP BLK WP HR S P ERA WHIP	IP WLS BF H R ER SO BB IBB HBP BLK WP HR S P ERA WHIP	IP WLS BF H R ER SO BB IBB HBP BLK WP HR S P ERA WHIP	IP WLS BF H R ER SO BB IBB HBP BLK WP HR S P ERA WHIP	IP WLS BF H R ER SO BB IBB HBP BLK WP HR S P ERA WHIP	IP WLS BF H R ER SO BB IBB HBP BLK WP HR S P ERA WHIP

AB	32
R	2
H	5
RBI	2
BB	6
SO	6
LOB	18

AB	35
R	4
H	12
RBI	4
BB	2
SO	3
LOB	20




Batter	1	2	3	4	5	6	7	8	9	AB	R	H	RBI	BB	SO	LOB	TOP			
1 Juan Pierre, L (1,7) OBP: 0.326, SLG: 0.307	F7		10 14 1B		F7		G3		L7	5	1	1	0	0	0	2				
10 Alexei Ramirez, R (1,6) OBP: 0.336, SLG: 0.438	L5		K		L4-3			K		4	0	0	0	0	2	2				
20 Carlos Quentin, R (1,9) OBP: 0.346, SLG: 0.548	HR		G6-3		G6-3		14 1B	L9		3	1	1	1	1	0	1				
14 Paul Konerko, R (1,3) OBP: 0.371, SLG: 0.483	G6-3						FC6-4			3	0	2	1	0	0	0				
45 Dallas McPherson, L (8, PH) OBP: 0.133, SLG: 0.133							27 FC6-4			1	0	0	0	0	1	0				
51 Alex Rios, R (1,8) OBP: 0.260, SLG: 0.317		F9	F8				P4		44 27 HR	4	1	1	0	0	0	3				
44 Adam Dunn, L (1,10) OBP: 0.320, SLG: 0.331					K		K		G4-3	3	0	0	0	1	2	3				
27 Ramon Castro, R (1,2) OBP: 0.261, SLG: 0.409					K		FC6-4			4	1	2	2	0	1	2				
18 Brent Lillibridge, R (1,4) OBP: 0.375, SLG: 0.636		F8			K					4	0	1	0	0	1	2				
22 Brent Morel, R (1,5) OBP: 0.250, SLG: 0.316	F7						G6-3		P3	4	0	1	0	0	0	3				
Inning Stats	R: 1 E: 0 K: 0 S: 9	H: 1 LOB: 0 BB: 0 P: 16	R: 0 E: 0 K: 0 S: 11	H: 1 LOB: 2 BB: 1 P: 20	R: 1 E: 0 K: 1 S: 12	H: 2 LOB: 1 BB: 0 P: 18	R: 0 E: 0 K: 3 S: 9	H: 0 LOB: 0 BB: 0 P: 13	R: 0 E: 0 K: 1 S: 13	H: 1 LOB: 2 BB: 0 P: 19	R: 0 E: 0 K: 0 S: 6	H: 0 LOB: 0 BB: 0 P: 9	R: 0 E: 0 K: 2 S: 9	H: 0 LOB: 0 BB: 0 P: 16	R: 2 E: 0 K: 0 S: 8	H: 3 LOB: 1 BB: 0 P: 13	1B: 5 2B: 3 3B: 0 HR: 2	SF: 0 SAC: 0 DP: 1 HBP: 0	WP: 0 PB: 0 SB: 1 CS: 0	PA: 37
PITCHER	IP	WLS	BF	H	R	ER	SO	BB	IBB	HBP	BLK	WP	HR	S	P	ERA	WHIP			
24 Ricky Romero, L (1,1) ERA: 2.88	7.0	W	28	6	2	2	5	2	0	0	0	0	1	69	107	2.57	1.143			
44 Casey Janssen, R (8,1) ERA: 1.51	1.0		3	0	0	0	2	0	0	0	0	0	0	9	16	0.00	0.000			
57 Shawn Camp, R (9,1) ERA: 2.42	1.0		6	3	2	2	0	0	0	0	0	0	1	8	13	18.00	3.000			

Chicago White Sox @ Toronto Blue Jays
Rogers Centre, Toronto, ON
Sun May 29 2011, 1:09 PM - 3:41 PM EDT
Att: 18,325 - Cloudy - 64 F

livebaseballscorecards.com

AB 35
R 4
H 9
RBI 4
BB 2
SO 7
LOB 18




Batter	1	2	3	4	5	6	7	8	9	AB	R	H	RBI	BB	SO	LOB	BOTTOM			
5 Yunel Escobar, R (1,6) OBP: 0.363, SLG: 0.428										3	2	2	1	1	0	1				
18 Mike McCoy, R (7,6) OBP: 0.265, SLG: 0.304										1	0	0	0	0	0	0				
16 Corey Patterson, L (1,7) OBP: 0.333, SLG: 0.477		L8								5	2	4	3	0	0	0				
19 José Bautista, R (1,9) OBP: 0.498, SLG: 0.788										4	1	1	1	0	1	2				
46 Eric Thames, L (6,9) OBP: 0.324, SLG: 0.300										1	0	0	0	0	0	1				
20 Juan Rivera, R (1,3) OBP: 0.326, SLG: 0.372										5	1	2	0	0	1	2				
9 J.P. Arencibia, R (1,2) OBP: 0.316, SLG: 0.497										4	1	2	1	1	1	0				
2 Aaron Hill, R (1,4) OBP: 0.276, SLG: 0.336										5	1	1	4	0	0	2				
10 Edwin Encarnación, R (1,10) OBP: 0.272, SLG: 0.352										5	2	3	1	0	0	1				
11 Rajai Davis, R (1,8) OBP: 0.303, SLG: 0.343										3	2	1	0	0	0	2				
2B Jayson Nix, R (1,5) OBP: 0.284, SLG: 0.310										4	1	2	2	0	0	1				
Inning Stats	R: 6 E: 0 K: 1 S: 34	H: 6 LOB: 1 BB: 1 P: 51	R: 0 E: 0 K: 0 S: 6	H: 1 LOB: 0 BB: 0 P: 10	R: 0 E: 0 K: 0 S: 7	H: 0 LOB: 0 BB: 0 P: 10	R: 3 E: 0 K: 0 S: 14	H: 2 LOB: 0 BB: 0 P: 25	R: 3 E: 0 K: 2 S: 18	H: 4 LOB: 2 BB: 1 P: 32	R: 1 E: 0 K: 0 S: 12	H: 3 LOB: 1 BB: 0 P: 13	R: 0 E: 0 K: 0 S: 10	H: 1 LOB: 0 BB: 0 P: 16	R: 0 E: 0 K: 0 S: 5	H: 1 LOB: 1 BB: 0 P: 6	1B: 12 2B: 3 3B: 0 HR: 3	SF: 0 SAC: 0 DP: 1 HBP: 1	WP: 0 PB: 0 SB: 1 CS: 0	PA: 43
PITCHER	IP	WLS	BF	H	R	ER	SO	BB	IBB	HBP	BLK	WP	HR	S	P	ERA	WHIP			
50 John Danks, L (1,1) ERA: 5.25	4.0	L	22	9	9	9	1	1	0	0	0	0	0	3	61	9.00	2.500			
58 Lucas Harrell, R (5,1) ERA: 9.0	4.0		21	9	4	4	2	1	0	0	0	0	0	45	67	9.00	2.500			

Chicago White Sox @ Toronto Blue Jays
Rogers Centre, Toronto, ON
Sun May 29 2011, 1:09 PM - 3:41 PM EDT
Att: 18,325 - Cloudy - 64 F

livebaseballscorecards.com

AB 40
R 13
H 18
RBI 13
BB 2
SO 3
LOB 12



Batter	1	2	3	4	5	6	7	8	9	AB	R	H	RBI	BB	SO	LOB	TOP			
23 Michael Brantley, L (1,8) OBP: 0.348, SLG: 0.588										2	0	1	0	2	0	2	Cleveland Indians @ Toronto Blue Jays Rogers Centre, Toronto, ON Mon May 30 2011, 7:08 PM - 9:28 PM EDT Att: 12,902 - Cloudy - 66 F			
13 Adrián Cabrera, S (1,6) OBP: 0.356, SLG: 0.654 8 Adam Everett, R (8,PH) OBP: 0.333, SLG: 0.278										3	0	0	0	0	0	3				
17 Shin-Soo Choo, L (1,9) OBP: 0.333, SLG: 0.378										4	0	1	0	0	1	1				
47 Shelley Duncan, R (1,10) OBP: 0.288, SLG: 0.435										4	1	2	1	0	0	2				
20 Orlando Cabrera, R (1,4) OBP: 0.286, SLG: 0.330										4	0	1	0	0	0	1				
41 Carlos Santana, S (1,2) OBP: 0.350, SLG: 0.371										3	0	1	0	1	0	3				
7 Matt LaPorta, R (1,3) OBP: 0.327, SLG: 0.453										4	0	0	0	0	0	4				
26 Austin Kearns, R (1,7) OBP: 0.305, SLG: 0.282										3	0	1	0	1	2	2				
9 Jack Hannahan, L (1,5) OBP: 0.305, SLG: 0.347										4	0	1	0	0	1	2				
Inning Stats	R: 0 E: 0 K: 0 S: 4	H: 1 LOB: 0 BB: 0 P: 6	R: 0 E: 0 K: 1 S: 13	H: 2 LOB: 2 BB: 0 P: 19	R: 0 E: 0 K: 0 S: 7	H: 0 LOB: 0 BB: 1 P: 13	R: 1 E: 0 K: 1 S: 8	H: 1 LOB: 1 BB: 1 P: 16	R: 0 E: 0 K: 0 S: 7	H: 1 LOB: 1 BB: 0 P: 9	R: 0 E: 0 K: 1 S: 7	H: 0 LOB: 0 BB: 0 P: 10	R: 0 E: 0 K: 0 S: 7	H: 0 LOB: 1 BB: 0 P: 14	R: 0 E: 0 K: 1 S: 13	H: 2 LOB: 2 BB: 0 P: 18	1B: 7 2B: 5 3B: 0 HR: 1	SF: 0 SAC: 0 DP: 3 HBP: 0	WP: 0 PB: 0 SB: 0 CS: 0	PA: 36
PITCHER 37 Jo-Jo Reyes, L (1,1) ERA: 4.15	IP: 9.0 WLS: W BF: 36 H: 8 R: 1 ER: 1 SO: 4	BB: 4 IBB: 0 HBP: 0 BLK: 0	WP: 0 HR: 1 S: 75 P: 121	ERA: 1.00 WHIP: 1.333	PITCHER IP: 9.0 WLS: W BF: 36 H: 8 R: 1 ER: 1 SO: 4 BB: 4 IBB: 0 HBP: 0 BLK: 0 WP: 0 HR: 1 S: 75 P: 121 ERA: 1.00 WHIP: 1.333															

Batter	1	2	3	4	5	6	7	8	9	AB	R	H	RBI	BB	SO	LOB	BOTTOM			
5 Yunel Escobar, R (1,6) OBP: 0.368, SLG: 0.429										4	1	2	1	1	0	1	Cleveland Indians @ Toronto Blue Jays Rogers Centre, Toronto, ON Mon May 30 2011, 7:08 PM - 9:28 PM EDT Att: 12,902 - Cloudy - 66 F			
16 Corey Patterson, L (1,7) OBP: 0.325, SLG: 0.467										4	1	0	2	0	0	2				
19 José Bautista, R (1,9) OBP: 0.502, SLG: 0.791 18 Mike McCoy, R (8,PH) OBP: 0.260, SLG: 0.298										3	1	2	2	1	0	1				
20 Juan Rivera, R (1,3) OBP: 0.318, SLG: 0.362										5	0	0	0	0	1	3				
9 J.P. Arencibia, R (1,2) OBP: 0.321, SLG: 0.503										4	1	2	1	0	1	0				
2 Aaron Hill, R (1,4) OBP: 0.276, SLG: 0.329										3	1	0	0	0	0	1				
46 Eric Thames, L (1,10) OBP: 0.342, SLG: 0.324										4	2	2	0	0	0	0				
11 Rajai Davis, R (1,8) OBP: 0.315, SLG: 0.369										4	3	3	2	0	0	0				
2B Jayson Nix, R (1,5) OBP: 0.294, SLG: 0.373										4	1	2	2	0	1	4				
Inning Stats	R: 0 E: 0 K: 1 S: 12	H: 1 LOB: 1 BB: 0 P: 16	R: 0 E: 0 K: 1 S: 7	H: 0 LOB: 0 BB: 0 P: 9	R: 2 E: 0 K: 0 S: 12	H: 3 LOB: 1 BB: 1 P: 21	R: 7 E: 1 K: 1 S: 20	H: 5 LOB: 1 BB: 1 P: 35	R: 2 E: 0 K: 0 S: 13	H: 3 LOB: 1 BB: 0 P: 15	R: 0 E: 0 K: 0 S: 9	H: 0 LOB: 0 BB: 0 P: 12	R: 0 E: 0 K: 0 S: 5	H: 1 LOB: 1 BB: 0 P: 9	R: 0 E: 0 K: 0 S: 6	H: 0 LOB: 0 BB: 0 P: 11	1B: 7 2B: 5 3B: 0 HR: 1	SF: 1 SAC: 0 DP: 1 HBP: 1	WP: 0 PB: 0 SB: 0 CS: 0	PA: 40
PITCHER 55 Roberto Hernandez, R (1,1) ERA: 5.31 37 Chad Durbin, R (5,1) ERA: 5.24 53 Rafael Perez, L (7,1) ERA: 0.92	IP: 4.0 WLS: L BF: 24 H: 9 R: 9 ER: 7 SO: 3	BB: 2 IBB: 0 HBP: 0 BLK: 0	WP: 0 HR: 1 S: 51 P: 81	ERA: 15.75 WHIP: 2.750	PITCHER IP: 4.0 WLS: L BF: 24 H: 9 R: 9 ER: 7 SO: 3 BB: 2 IBB: 0 HBP: 0 BLK: 0 WP: 0 HR: 1 S: 51 P: 81 ERA: 15.75 WHIP: 2.750															



Batter	1	2	3	4	5	6	7	8	9	AB	R	H	RBI	BB	SO	LOB	TOP					
23 Michael Brantley, L (1, 10) OBP: 0.354, SLG: 0.410										5	1	3	0	0	1	2						
13 Asdrúbal Cabrera, S (1, 6) OBP: 0.352, SLG: 0.519										5	1	1	1	0	2	3						
17 Shin-Soo Choo, L (1, 9) OBP: 0.330, SLG: 0.373										5	0	1	0	0	2	3						
28 Travis Buck, L (1, 7) OBP: 0.296, SLG: 0.418										4	1	0	0	1	1	4						
41 Carlos Santana, S (1, 2) OBP: 0.358, SLG: 0.395										3	2	3	2	0	0	0						
24 Grady Sizemore, L (1, 8) OBP: 0.300, SLG: 0.574										4	1	2	2	0	1	2						
20 Orlando Cabrera, R (1, 4) OBP: 0.286, SLG: 0.328										4	0	1	1	0	1	1						
7 Matt LaPorta, R (1, 3) OBP: 0.320, SLG: 0.441										4	0	0	0	0	2	2						
9 Jack Hannahan, L (1, 5) OBP: 0.310, SLG: 0.353										3	0	1	0	1	2	1						
Inning Stats	R: 0 E: 0 K: 2 S: 12	H: 1 LOB: 1 BB: 0 P: 16	R: 1 E: 0 K: 3 S: 14	H: 2 LOB: 1 BB: 0 P: 16	R: 2 E: 0 K: 2 S: 14	H: 3 LOB: 1 BB: 0 P: 23	R: 0 E: 0 K: 2 S: 10	H: 0 LOB: 1 BB: 1 P: 19	R: 3 E: 0 K: 0 S: 12	H: 3 LOB: 1 BB: 1 P: 21	R: 0 E: 0 K: 1 S: 11	H: 1 LOB: 0 BB: 0 P: 14	R: 0 E: 0 K: 1 S: 10	H: 0 LOB: 0 BB: 0 P: 16	R: 0 E: 0 K: 1 S: 11	H: 1 LOB: 1 BB: 0 P: 13	1B: 5 2B: 6 3B: 1 HR: 0	SF: 1 SAC: 0 DP: 1 HBP: 0	WP: 1 PB: 0 SB: 1 CS: 0	PA: 40		
PITCHER	IP WLS BF H R ER SO BB IBB HBP BLK WP HR S P ERA WHIP	IP WLS BF H R ER SO BB IBB HBP BLK WP HR S P ERA WHIP	IP WLS BF H R ER SO BB IBB HBP BLK WP HR S P ERA WHIP	IP WLS BF H R ER SO BB IBB HBP BLK WP HR S P ERA WHIP	IP WLS BF H R ER SO BB IBB HBP BLK WP HR S P ERA WHIP	IP WLS BF H R ER SO BB IBB HBP BLK WP HR S P ERA WHIP	IP WLS BF H R ER SO BB IBB HBP BLK WP HR S P ERA WHIP	IP WLS BF H R ER SO BB IBB HBP BLK WP HR S P ERA WHIP	IP WLS BF H R ER SO BB IBB HBP BLK WP HR S P ERA WHIP	IP WLS BF H R ER SO BB IBB HBP BLK WP HR S P ERA WHIP	IP WLS BF H R ER SO BB IBB HBP BLK WP HR S P ERA WHIP	IP WLS BF H R ER SO BB IBB HBP BLK WP HR S P ERA WHIP	IP WLS BF H R ER SO BB IBB HBP BLK WP HR S P ERA WHIP	IP WLS BF H R ER SO BB IBB HBP BLK WP HR S P ERA WHIP	IP WLS BF H R ER SO BB IBB HBP BLK WP HR S P ERA WHIP	IP WLS BF H R ER SO BB IBB HBP BLK WP HR S P ERA WHIP	IP WLS BF H R ER SO BB IBB HBP BLK WP HR S P ERA WHIP	IP WLS BF H R ER SO BB IBB HBP BLK WP HR S P ERA WHIP	IP WLS BF H R ER SO BB IBB HBP BLK WP HR S P ERA WHIP	IP WLS BF H R ER SO BB IBB HBP BLK WP HR S P ERA WHIP	IP WLS BF H R ER SO BB IBB HBP BLK WP HR S P ERA WHIP	
23 Brandon Morrow, R (1, 1) ERA: 5.11	5.0	L	26	9	6	6	9	2	0	0	0	0	0	0	0	0	1	0	62	95	10.80	2.200
47 Luis Perez, L (6, 1) ERA: 3.35	2.0		7	2	0	0	1	0	0	0	0	0	0	0	0	0	0	0	16	21	0.00	1.000
29 Octavio Dotel, R (8, 1) ERA: 5.02	1.0		3	0	0	0	1	0	0	0	0	0	0	0	0	0	0	0	16	16	0.00	0.000
50 Frank Francisco, R (9, 1) ERA: 6.14	1.0		4	1	0	0	1	0	0	0	0	0	0	0	0	0	0	0	11	13	0.00	1.000

Cleveland Indians @ Toronto Blue Jays
Rogers Centre, Toronto, ON
Tue May 31 2011, 7:10 PM - 10:11 PM EDT
Att. 14,556 - Clear - 73 F

livebaseballscorecards.com

AB 37
R 6
H 12
RBI 6
BB 2
SO 12
LOB 18

Batter	1	2	3	4	5	6	7	8	9	AB	R	H	RBI	BB	SO	LOB	BOTTOM					
5 Yunel Escobar, R (1, 6) OBP: 0.382, SLG: 0.450										2	1	2	1	3	0	0						
16 Corey Patterson, L (1, 7) OBP: 0.323, SLG: 0.462										4	1	1	0	0	1	3						
10 Edwin Encarnación, R (9, PH) OBP: 0.270, SLG: 0.349										1	0	0	0	0	0	0						
19 José Bautista, R (1, 9) OBP: 0.505, SLG: 0.786										5	1	3	0	0	1	3						
20 Juan Rivera, R (1, 3) OBP: 0.315, SLG: 0.357										5	0	1	1	0	0	5						
9 J.P. Arencibia, R (1, 2) OBP: 0.319, SLG: 0.497										4	0	1	0	0	1	1						
2 Aaron Hill, R (1, 4) OBP: 0.283, SLG: 0.333										4	0	2	0	0	1	0						
46 Eric Thames, L (1, 10) OBP: 0.333, SLG: 0.297										3	0	0	0	0	1	3						
11 Rajai Davis, R (1, 8) OBP: 0.307, SLG: 0.359										4	0	0	0	0	1	4						
2B Jayson Nix, R (1, 5) OBP: 0.281, SLG: 0.354										4	0	0	0	0	2	0						
Inning Stats	R: 0 E: 0 K: 0 S: 9	H: 1 LOB: 1 BB: 1 P: 17	R: 0 E: 0 K: 0 S: 4	H: 0 LOB: 1 BB: 0 P: 9	R: 0 E: 0 K: 1 S: 9	H: 1 LOB: 0 BB: 0 P: 17	R: 0 E: 0 K: 0 S: 8	H: 2 LOB: 2 BB: 0 P: 13	R: 0 E: 0 K: 2 S: 14	H: 1 LOB: 2 BB: 1 P: 20	R: 0 E: 0 K: 0 S: 7	H: 1 LOB: 1 BB: 0 P: 9	R: 2 E: 1 K: 1 S: 15	H: 2 LOB: 1 BB: 1 P: 24	R: 0 E: 0 K: 3 S: 9	H: 0 LOB: 0 BB: 0 P: 16	R: 1 E: 0 K: 1 S: 14	H: 2 LOB: 1 BB: 0 P: 21	1B: 9 2B: 0 3B: 0 HR: 1	SF: 0 SAC: 0 DP: 1 HBP: 1	WP: 1 PB: 0 SB: 0 CS: 0	PA: 40
PITCHER	IP WLS BF H R ER SO BB IBB HBP BLK WP HR S P ERA WHIP	IP WLS BF H R ER SO BB IBB HBP BLK WP HR S P ERA WHIP	IP WLS BF H R ER SO BB IBB HBP BLK WP HR S P ERA WHIP	IP WLS BF H R ER SO BB IBB HBP BLK WP HR S P ERA WHIP	IP WLS BF H R ER SO BB IBB HBP BLK WP HR S P ERA WHIP	IP WLS BF H R ER SO BB IBB HBP BLK WP HR S P ERA WHIP	IP WLS BF H R ER SO BB IBB HBP BLK WP HR S P ERA WHIP	IP WLS BF H R ER SO BB IBB HBP BLK WP HR S P ERA WHIP	IP WLS BF H R ER SO BB IBB HBP BLK WP HR S P ERA WHIP	IP WLS BF H R ER SO BB IBB HBP BLK WP HR S P ERA WHIP	IP WLS BF H R ER SO BB IBB HBP BLK WP HR S P ERA WHIP	IP WLS BF H R ER SO BB IBB HBP BLK WP HR S P ERA WHIP	IP WLS BF H R ER SO BB IBB HBP BLK WP HR S P ERA WHIP	IP WLS BF H R ER SO BB IBB HBP BLK WP HR S P ERA WHIP	IP WLS BF H R ER SO BB IBB HBP BLK WP HR S P ERA WHIP	IP WLS BF H R ER SO BB IBB HBP BLK WP HR S P ERA WHIP	IP WLS BF H R ER SO BB IBB HBP BLK WP HR S P ERA WHIP	IP WLS BF H R ER SO BB IBB HBP BLK WP HR S P ERA WHIP	IP WLS BF H R ER SO BB IBB HBP BLK WP HR S P ERA WHIP	IP WLS BF H R ER SO BB IBB HBP BLK WP HR S P ERA WHIP	IP WLS BF H R ER SO BB IBB HBP BLK WP HR S P ERA WHIP	IP WLS BF H R ER SO BB IBB HBP BLK WP HR S P ERA WHIP
51 Mitch Talbot, R (1, 1) ERA: 4.5	0.1		3	2	1	0	1	0	0	0	0	0	0	0	0	0	1	0	7	10	0.00	6.000
38 Joe Smith, R (7, 1) ERA: 1.54	1.0		3	0	0	0	3	0	0	0	0	0	0	0	0	0	0	0	9	16	0.00	0.000
52 Vinnie Pestano, R (8, 1) ERA: 1.35	0.2		3	1	1	1	1	0	0	0	0	0	0	0	0	0	0	0	7	12	13.50	1.500
49 Tony Sipp, L (9, 1) ERA: 1.54	0.1		2	1	0	0	0	0	0	0	0	0	0	0	0	0	0	0	7	9	0.00	3.000

Cleveland Indians @ Toronto Blue Jays
Rogers Centre, Toronto, ON
Tue May 31 2011, 7:10 PM - 10:11 PM EDT
Att. 14,556 - Clear - 73 F

livebaseballscorecards.com

AB 36
R 3
H 10
RBI 2
BB 3
SO 8
LOB 19

Batter	1	2	3	4	5	6	7	8	9	AB	R	H	RBI	BB	SO	LOB	TOP		
23 Michael Brantley, L OBP: 0.353, SLG: 0.412										6	2	2	1	0	0	2			
13 Asdrúbal Cabrera, S OBP: 0.360, SLG: 0.534										6	2	4	3	0	1	0			
17 Shin-Soo Choo, L OBP: 0.326, SLG: 0.367										6	1	1	0	0	1	4			
28 Travis Buck, L OBP: 0.325, SLG: 0.431										5	2	3	0	1	1	1			
41 Carlos Santana, S OBP: 0.362, SLG: 0.388										3	2	0	0	3	0	4			
24 Grady Sizemore, L OBP: 0.305, SLG: 0.576										5	0	2	3	0	1	4			
6 Lou Marson, R OBP: 0.259, SLG: 0.306										1	0	0	0	0	2				
7 Matt LaPorta, R OBP: 0.328, SLG: 0.465										5	2	3	3	0	1	3			
9 Jack Hannahan, L OBP: 0.313, SLG: 0.357										4	1	1	0	1	2	2			
8 Adam Everett, R OBP: 0.356, SLG: 0.293										5	1	2	1	0	0	3			
Inning Stats	R: 4 H: 3 E: 0 K: 1 S: 18	H: 3 LOB: 2 BB: 3 P: 41	R: 0 H: 0 E: 0 K: 1 S: 8	H: 0 LOB: 0 BB: 0 P: 12	R: 8 H: 7 E: 2 K: 1 S: 31	H: 7 LOB: 2 BB: 1 P: 52	R: 0 H: 0 E: 0 K: 1 S: 7	H: 0 LOB: 0 BB: 0 P: 11	R: 0 H: 1 E: 0 K: 1 S: 11	H: 1 LOB: 2 BB: 1 P: 17	R: 1 H: 3 E: 0 K: 1 S: 13	H: 3 LOB: 2 BB: 0 P: 17	R: 0 H: 1 E: 0 K: 0 S: 11	H: 1 LOB: 1 BB: 0 P: 17	R: 0 H: 2 E: 0 K: 0 S: 10	H: 2 LOB: 2 BB: 0 P: 14	1B: 11 2B: 6 3B: 0 HR: 1	SF: 0 SAC: 0 DP: 1 HBP: 0	WP: 1 PA: 51 PB: 0 SB: 0 CS: 0
PITCHER	IP WLS BF H R ER SO BB IBB HBP BLK WP HR S P ERA WHIP																PITCHER	IP WLS BF H R ER SO BB IBB HBP BLK WP HR S P ERA WHIP	
4 Kyle Drabek, R ERA: 4.69	(1, 1) 0.2 L 8 3 4 4 1 3 0 0 0 0 0 0 15 38 54.00 9.000																60 Jon Rauch, R ERA: 3.57	(7, 1) 2.0 7 2 0 0 1 0 0 0 0 0 0 19 28 0.00 1.000	
57 Shawn Camp, R ERA: 4.23	(1, 1) 1.2 12 6 7 6 1 1 0 0 0 0 0 1 25 39 32.40 4.200																50 Frank Francisco, R ERA: 5.74	(9, 1) 1.0 5 2 0 0 0 0 0 0 0 0 0 10 14 0.00 2.000	
54 Jason Frasier, R ERA: 1.59	(3, 1) 0.2 5 1 1 0 1 0 0 0 0 0 0 0 17 28 0.00 1.500																		
34 Marc Rzepczynski, L ERA: 2.52	(4, 1) 2.0 8 1 0 0 2 1 0 0 0 0 1 0 18 28 0.00 1.000																		
44 Casey Janssen, R ERA: 1.83	(6, 1) 1.0 6 3 1 1 1 0 0 0 0 0 0 0 13 17 9.00 3.000																		

Cleveland Indians @ Toronto Blue Jays
Rogers Centre, Toronto, ON
Wed Jun 01 2011, 7:09 PM - 10:20 PM EDT
Att: 15,397 - Partly Cloudy - 77 F

AB 46
R 13
H 18
RBI 11
BB 5
SO 7
LOB 25



Batter	1	2	3	4	5	6	7	8	9	AB	R	H	RBI	BB	SO	LOB	BOTTOM		
5 Yunel Escobar, R OBP: 0.377, SLG: 0.443										3	0	0	0	0	0	1			
18 Mike McCoy, R OBP: 0.288, SLG: 0.313										5	1	1	1	0	1	2			
16 Corey Patterson, L OBP: 0.320, SLG: 0.455										4	0	1	2	1	1	2			
19 José Bautista, R OBP: 0.502, SLG: 0.773										5	0	0	0	0	2	2			
9 J.P. Arencibia, R OBP: 0.316, SLG: 0.487										5	1	1	0	0	1	1			
2 Aaron Hill, R OBP: 0.280, SLG: 0.329										2	0	0	0	0	1	0			
10 Edwin Encarnación, R OBP: 0.284, SLG: 0.354										1	1	1	0	2	0	0			
46 Eric Thames, L OBP: 0.362, SLG: 0.381										5	1	3	0	0	2	4			
11 Rajai Davis, R OBP: 0.312, SLG: 0.396										4	2	2	4	0	1	3			
2B Jayson Nix, R OBP: 0.280, SLG: 0.373										4	1	1	1	0	1	2			
Inning Stats	R: 0 H: 0 E: 0 K: 0 S: 10	H: 1 LOB: 1 BB: 0 P: 18	R: 0 H: 1 E: 0 K: 2 S: 13	H: 1 LOB: 0 BB: 0 P: 17	R: 0 H: 0 E: 0 K: 2 S: 10	H: 0 LOB: 0 BB: 0 P: 14	R: 0 H: 0 E: 0 K: 1 S: 5	H: 0 LOB: 0 BB: 0 P: 7	R: 3 H: 4 E: 0 K: 0 S: 12	H: 4 LOB: 1 BB: 0 P: 19	R: 1 H: 1 E: 1 K: 0 S: 8	H: 1 LOB: 0 BB: 0 P: 11	R: 0 H: 1 E: 0 K: 1 S: 9	H: 1 LOB: 2 BB: 1 P: 18	R: 2 H: 1 K: 2 S: 15	H: 1 LOB: 2 BB: 2 P: 27	1B: 7 2B: 0 3B: 3 HR: 1	SF: 0 SAC: 0 DP: 1 HBP: 0	WP: 2 PA: 43 PB: 0 SB: 0 CS: 0
PITCHER	IP WLS BF H R ER SO BB IBB HBP BLK WP HR S P ERA WHIP																PITCHER	IP WLS BF H R ER SO BB IBB HBP BLK WP HR S P ERA WHIP	
43 Josh Tomlin, R ERA: 3.27	(1, 1) 6.0 W 27 8 6 6 7 1 0 0 0 0 1 0 8 11 9.00 1.500																		
37 Chad Durbin, R ERA: 5.01	(7, 1) 1.0 4 1 1 0 0 0 0 0 0 0 1 0 8 11 0.00 1.000																		
56 Frank Herrmann, R ERA: 7.82	(8, 1) 1.0 5 1 0 0 1 1 0 0 0 0 0 0 9 18 0.00 2.000																		
53 Rafael Perez, L ERA: 1.37	(9, 1) 0.0 3 1 2 1 0 1 0 0 0 0 1 0 4 10 ∞ ∞																		
52 Winnie Pustano, R ERA: 1.29	(9, 1) 1.0 4 0 0 0 2 1 0 0 0 0 0 0 11 17 0.00 1.000																		

Cleveland Indians @ Toronto Blue Jays
Rogers Centre, Toronto, ON
Wed Jun 01 2011, 7:09 PM - 10:20 PM EDT
Att: 15,397 - Partly Cloudy - 77 F

AB 39
R 9
H 11
RBI 8
BB 4
SO 10
LOB 17



Batter	1	2	3	4	5	6	7	8	9	AB	R	H	RBI	BB	SO	LOB	TOP																					
5 Yuliel Escobar, R OBP: 0.382, SLG: 0.449	F8		16 SF9 2B		20 WP 9 HR BB			K		4	2	2	1	1	1	1	Toronto Blue Jays @ Baltimore Orioles Oriole Park at Camden Yards, Baltimore, MD Fri Jun 03 2011, 7:08 PM - 10:08 PM EDT Att: 18,587 - Clear - 78 F																					
16 Corey Patterson, L OBP: 0.314, SLG: 0.446	G3		SH1-3					F8	P5	4	0	0	0	0	1	2																						
19 José Bautista, R OBP: 0.504, SLG: 0.766	G5-3				20 SF9 IBB				F8	3	1	1	0	2	0	0																						
20 Juan Rivera, R OBP: 0.315, SLG: 0.353		9 E 2 1B 1B			SF9					3	2	2	1	1	1	1																						
9 J.P. Arencibia, R OBP: 0.313, SLG: 0.497		FC5 10 2B 11 WP G6-4-3 1B			G6-3				F8	5	2	1	4	0	1	4																						
2 Aaron Hill, R OBP: 0.276, SLG: 0.327		10 G6-4-3 1B			L7				G6-3	4	0	1	1	0	0	1																						
10 Edwin Encarnación, R OBP: 0.277, SLG: 0.344		G6-4-3			G6-3				K	4	0	0	0	0	1	2																						
11 Rajai Davis, R OBP: 0.323, SLG: 0.418					K				F8	4	1	3	0	0	1	0																						
28 Jayson Nix, R OBP: 0.268, SLG: 0.356		P3			K				F7	4	0	0	0	0	2	3																						
Inning Stats	R: 0 E: 0 K: 0 S: 7	H: 0 LOB: 0 BB: 0 P: 10	R: 2 E: 1 K: 0 S: 12	H: 3 LOB: 1 BB: 0 P: 20	R: 1 E: 0 K: 0 S: 6	H: 1 LOB: 1 BB: 1 P: 11	R: 0 E: 0 K: 1 S: 6	H: 0 LOB: 0 BB: 0 P: 9	R: 4 E: 0 K: 2 S: 16	H: 2 LOB: 0 BB: 2 P: 31	R: 1 E: 0 K: 2 S: 13	H: 2 LOB: 1 BB: 1 P: 18	R: 0 E: 0 K: 1 S: 13	H: 0 LOB: 1 BB: 1 P: 21	R: 0 E: 0 K: 1 S: 11	H: 1 LOB: 1 BB: 0 P: 15	R: 0 E: 0 K: 1 S: 12	H: 1 LOB: 1 BB: 0 P: 17	1B: 6 2B: 3 3B: 0 HR: 1	SF: 1 SAC: 1 DP: 1 HBP: 0	WP: 3 PB: 0 SB: 1 CS: 0	PA: 41																
PITCHER	IP	WLS	BF	H	R	ER	SO	BB	IBB	HBP	BLK	WP	HR	S	P	ERA	WHIP	PITCHER				IP	WLS	BF	H	R	ER	SO	BB	IBB	HBP	BLK	WP	HR	S	P	ERA	WHIP
53 Zack Britton, L ERA: 3.33	5.0	L	24	6	7	5	3	2	1	0	0	2	1	47	81	9.00	1.600																					
37 Jeremy Accardo, R ERA: 4.0	2.0		9	2	1	1	3	1	0	0	0	0	0	26	39	4.50	1.500																					
36 Chris Jakubauskas, R ERA: 6.39	2.0		8	2	0	0	2	0	0	0	0	1	0	23	32	0.00	1.000																					

AB	35
R	8
H	10
RBI	7
BB	4
SO	8
LOB	14



Batter	1	2	3	4	5	6	7	8	9	AB	R	H	RBI	BB	SO	LOB	BOTTOM																					
18 Felix Pie, L OBP: 0.259, SLG: 0.329	F7		FC4-6							4	0	1	0	0	0	1	Toronto Blue Jays @ Baltimore Orioles Oriole Park at Camden Yards, Baltimore, MD Fri Jun 03 2011, 7:08 PM - 10:08 PM EDT Att: 18,587 - Clear - 78 F																					
6 Ryan Adams, R OBP: 0.308, SLG: 0.250					10 1B					1	0	1	0	0	0	0																						
10 Adam Jones, R OBP: 0.345, SLG: 0.463					G1-3					4	0	2	1	0	0	1																						
21 Nick Markakis, L OBP: 0.305, SLG: 0.311					G4-3					5	0	0	0	0	1	4																						
27 Vladimir Guerrero, R OBP: 0.317, SLG: 0.402										3	0	1	0	0	0	1																						
32 Matt Wieters, S OBP: 0.324, SLG: 0.398										4	1	1	0	0	0	2																						
2 J.J. Hardy, R OBP: 0.336, SLG: 0.450										4	2	3	2	0	0	0																						
30 Luke Scott, L OBP: 0.310, SLG: 0.401										4	0	0	0	0	1	3																						
12 Mark Reynolds, R OBP: 0.307, SLG: 0.365										2	0	0	0	2	0	1																						
11 Robert Andino, R OBP: 0.360, SLG: 0.308										4	1	1	1	0	0	4																						
Inning Stats	R: 0 E: 0 K: 0 S: 5	H: 0 LOB: 0 BB: 0 P: 8	R: 0 E: 0 K: 0 S: 9	H: 0 LOB: 0 BB: 0 P: 14	R: 0 E: 0 K: 0 S: 9	H: 0 LOB: 1 BB: 1 P: 16	R: 0 E: 0 K: 0 S: 11	H: 0 LOB: 1 BB: 0 P: 18	R: 2 E: 0 K: 0 S: 14	H: 4 LOB: 2 BB: 0 P: 23	R: 0 E: 0 K: 1 S: 16	H: 2 LOB: 3 BB: 1 P: 27	R: 0 E: 0 K: 1 S: 10	H: 1 LOB: 1 BB: 0 P: 16	R: 2 E: 0 K: 0 S: 14	H: 2 LOB: 0 BB: 0 P: 21	R: 0 E: 0 K: 0 S: 8	H: 1 LOB: 0 BB: 0 P: 13	1B: 9 2B: 0 3B: 0 HR: 1	SF: 0 SAC: 0 DP: 2 HBP: 2	WP: 0 PB: 1 SB: 0 CS: 0	PA: 39																
PITCHER	IP	WLS	BF	H	R	ER	SO	BB	IBB	HBP	BLK	WP	HR	S	P	ERA	WHIP	PITCHER				IP	WLS	BF	H	R	ER	SO	BB	IBB	HBP	BLK	WP	HR	S	P	ERA	WHIP
33 Carlos Villanueva, R ERA: 2.72	5.1	W	24	6	2	2	0	1	0	2	0	0	0	55	90	3.38	1.312																					
47 Luis Perez, L ERA: 3.0	1.2		7	1	0	0	2	1	0	0	0	0	0	19	32	0.00	1.200																					
54 Jason Frasor, R ERA: 2.26	1.0		5	2	2	2	0	0	0	0	0	0	1	14	21	18.00	2.000																					
34 Marc Rzepczynski, L ERA: 2.42	1.0		3	1	0	0	0	0	0	0	0	0	0	8	13	0.00	1.000																					

AB	35
R	4
H	10
RBI	4
BB	2
SO	2
LOB	17



Batter	1	2	3	4	5	6	7	8	9	AB	R	H	RBI	BB	SO	LOB	TOP	
5 Yuliel Escobar, R OBP: 0.374, SLG: 0.439	F9	FC6-4		G6-3			G3-1		P3	5	0	0	0	0	0	5		
16 Corey Patterson, L OBP: 0.322, SLG: 0.467	HR				G3-1			1B		4	1	3	1	0	0	0		
19 José Bautista, R OBP: 0.500, SLG: 0.753	G6-3				F9			K		3	0	0	0	1	1			
26 Adam Lind, L OBP: 0.340, SLG: 0.504	G4-3				G4-3			K		3	0	0	0	1	1			
20 Juan Rivera, R OBP: 0.311, SLG: 0.351		G5-2-3			G5-3			K		4	1	1	0	0	1	4		
9 J.P. Arencibia, R OBP: 0.311, SLG: 0.488				F9				K		3	0	0	0	1	2			
2 Aaron Hill, R OBP: 0.284, SLG: 0.331	G3-1				P4					4	0	2	0	0	0	2		
11 Rajai Davis, R OBP: 0.321, SLG: 0.417	SF8			FC1-6			G6-3			3	1	1	1	0	0	1		
18 Mike McCoy, R OBP: 0.309, SLG: 0.320							G6-3			2	0	1	1	1	0	0		
10 Edwin Encarnación, R (9, PH) OBP: 0.275, SLG: 0.342								K		1	0	0	0	0	1	2		
Inning Stats	R: 1 H: 1 E: 0 K: 0 S: 11	H: 1 LOB: 0 BB: 0 P: 15	R: 1 H: 1 E: 1 K: 0 S: 11	H: 2 LOB: 2 BB: 2 P: 23	R: 0 H: 1 E: 0 K: 0 S: 9	H: 1 LOB: 0 BB: 2 P: 21	R: 1 H: 2 E: 0 K: 0 S: 14	H: 0 LOB: 0 BB: 0 P: 11	R: 0 H: 0 E: 0 K: 1 S: 8	H: 0 LOB: 0 BB: 0 P: 6	R: 0 H: 1 E: 0 K: 3 S: 12	H: 2 LOB: 1 BB: 0 P: 18	R: 0 H: 2 E: 0 K: 2 S: 12	H: 2 LOB: 2 BB: 0 P: 21	1B: 7 2B: 0 3B: 0 HR: 1	SF: 1 SAC: 0 DP: 1 HBP: 0	WP: 0 PB: 0 SB: 2 CS: 1	PA: 37
PITCHER	IP WLS BF H R ER SO BB IBB HBP BLK WP HR S P ERA WHIP																	
34 Jake Arrieta, R ERA: 4.93	6.0 W 25 5 3 3 1 4 0 0 0 0 0 1 57 99 4.50 1.500																	
43 Jim Johnson, R ERA: 2.94	1.0 H 3 0 0 0 0 0 0 0 0 0 0 0 5 6 0.00 0.000																	
19 Koji Uehara, R ERA: 2.55	1.0 H 4 1 0 0 3 0 0 0 0 0 0 0 12 18 0.00 1.000																	
63 Kevin Gregg, R ERA: 3.22	1.0 S 5 2 0 0 2 0 0 0 0 0 0 0 12 21 0.00 2.000																	

Toronto Blue Jays @ Baltimore Orioles
 Oriole Park at Camden Yards, Baltimore, MD
 Sat Jun 04 2011, 7:08 PM - 9:41 PM EDT
 Att: 20,086 - Cloudy - 79 F

AB	32
R	3
H	8
RBI	3
BB	4
SO	6
LOB	18



Batter	1	2	3	4	5	6	7	8	9	AB	R	H	RBI	BB	SO	LOB	BOTTOM			
11 Robert Andino, R OBP: 0.354, SLG: 0.304	G4-3	L5			F8			K		5	0	1	0	0	1	4				
21 Nick Markakis, L OBP: 0.308, SLG: 0.314	G3					FC6				4	0	2	0	0	0	1				
10 Adam Jones, R OBP: 0.344, SLG: 0.459				L4		FC4-6				4	0	1	0	0	0	2				
27 Vladimir Guerrero, R OBP: 0.316, SLG: 0.399	G4-3							F8		4	0	1	0	0	1	2				
25 Derrek Lee, R OBP: 0.315, SLG: 0.350				CS				G1-3		4	2	2	0	0	1	0				
32 Matt Wieters, S OBP: 0.328, SLG: 0.406						K				4	1	2	0	0	1	0				
2 J.J. Hardy, R OBP: 0.345, SLG: 0.447	G6-3							P4		3	1	1	1	1	0	4				
12 Mark Reynolds, R OBP: 0.306, SLG: 0.378										4	1	1	4	0	2	3				
14 Nolan Reimold, R OBP: 0.459, SLG: 0.667										2	0	0	0	2	0	0				
18 Felix Pie, L (8, PR)										0	0	0	0	0	0	0				
Inning Stats	R: 0 H: 7 E: 0 K: 0 S: 10	H: 1 LOB: 1 BB: 0 P: 15	R: 1 H: 2 E: 0 K: 1 S: 9	H: 2 LOB: 1 BB: 1 P: 18	R: 0 H: 1 E: 0 K: 1 S: 8	H: 1 LOB: 0 BB: 0 P: 11	R: 0 H: 1 E: 0 K: 2 S: 13	H: 1 LOB: 1 BB: 0 P: 18	R: 0 H: 1 E: 0 K: 0 S: 7	H: 1 LOB: 1 BB: 0 P: 10	R: 4 H: 5 E: 0 K: 0 S: 10	H: 5 LOB: 1 BB: 0 P: 12	R: 0 H: 0 E: 0 K: 0 S: 5	H: 0 LOB: 0 BB: 0 P: 8	R: 0 H: 0 E: 0 K: 2 S: 8	H: 0 LOB: 2 BB: 2 P: 20	1B: 9 2B: 1 3B: 0 HR: 1	SF: 0 SAC: 0 DP: 0 HBP: 0	WP: 0 PB: 0 SB: 0 CS: 1	PA: 38
PITCHER	IP WLS BF H R ER SO BB IBB HBP BLK WP HR S P ERA WHIP																			
24 Ricky Romero, L ERA: 3.16	7.2 L 36 11 5 5 5 3 0 0 0 0 0 0 67 107 5.87 1.826																			
29 Octavio Dotel, R ERA: 4.91	0.1 1 0 0 0 1 0 0 0 0 0 0 0 3 5 0.00 0.000																			

Toronto Blue Jays @ Baltimore Orioles
 Oriole Park at Camden Yards, Baltimore, MD
 Sat Jun 04 2011, 7:08 PM - 9:41 PM EDT
 Att: 20,086 - Cloudy - 79 F

AB	34
R	5
H	11
RBI	5
BB	3
SO	6
LOB	16



Batter	1	2	3	4	5	6	7	8	9	AB	R	H	RBI	BB	SO	LOB	TOP
5 Yuliel Escobar, R OBP: 0.371, SLG: 0.447	F8		K	HR		G5-4-3			G6-3	5	1	1	3	0	1	1	Toronto Blue Jays @ Baltimore Orioles Oriole Park at Camden Yards, Baltimore, MD Sun Jun 05 2011, 1:38 PM - 4:13 PM EDT Att: 25,431 - Overcast - 78 F
16 Corey Patterson, L OBP: 0.319, SLG: 0.460	F8		1B	K			K		K	5	1	1	0	0	3	0	
19 José Bautista, R OBP: 0.498, SLG: 0.740	BB		BB			G6-3	F7		G6-3	3	1	0	0	2	0	0	
26 Adam Lind, L OBP: 0.358, SLG: 0.563	1B		BB			HR	HR			4	2	4	3	0	0	0	
2 Aaron Hill, R OBP: 0.283, SLG: 0.329	1B		1B			P4	P4			4	0	1	1	0	0	2	
10 Edwin Encarnación, R OBP: 0.287, SLG: 0.385	2B		1B			2B			K	4	1	3	0	0	1	0	
11 Rajai Davis, R OBP: 0.314, SLG: 0.406	P4		F7			P4			P4	4	0	0	0	0	0	3	
8 José Molina, R OBP: 0.405, SLG: 0.455	G6-3		BB			1B			BB	2	1	1	0	2	0	1	
2B Jayson Nix, R OBP: 0.257, SLG: 0.341	K		P3			K			P5	4	0	0	0	0	2	5	
Inning Stats	R: 1 H: 2 E: 0 K: 0 S: 14	H: 2 BB: 1 P: 22	R: 0 H: 1 E: 0 K: 1 S: 11	H: 1 LOB: 1 BB: 0 P: 15	R: 1 H: 2 E: 0 K: 1 S: 8	H: 2 LOB: 0 BB: 1 P: 18	R: 3 H: 2 E: 0 K: 1 S: 11	H: 2 LOB: 0 BB: 0 P: 18	R: 1 H: 1 E: 0 K: 1 S: 12	H: 1 LOB: 0 BB: 0 P: 18	R: 0 H: 0 E: 0 K: 1 S: 11	H: 0 LOB: 1 BB: 1 P: 19	R: 0 H: 0 E: 0 K: 1 S: 5	H: 0 LOB: 0 BB: 0 P: 8	1B: 6 2B: 2 3B: 0 HR: 3	SF: 0 SAC: 0 DP: 2 HBP: 0	WP: 0 PA: 39 PB: 0 SB: 1 CS: 0
PITCHER	IP WLS BF H R ER SO BB IBB HBP BLK WP HR S P ERA WHIP																
46 Jeremy Guthrie, R ERA: 3.71	5.0 L 25 9 6 6 3 3 0 0 0 0 0 2 56 87 10.80 2.400																
55 Alfredo Simon, R ERA: 3.72	3.0 11 2 1 1 3 1 0 0 0 0 0 1 31 50 3.00 1.000																
51 Michael Gonzalez, L ERA: 7.36	1.0 3 0 0 0 1 0 0 0 0 0 0 0 5 8 0.00 0.000																

Batter	1	2	3	4	5	6	7	8	9	AB	R	H	RBI	BB	SO	LOB	BOTTOM
11 Robert Andino, R OBP: 0.356, SLG: 0.315	1B	P4			2B		F9		K	5	1	2	0	0	1	3	Toronto Blue Jays @ Baltimore Orioles Oriole Park at Camden Yards, Baltimore, MD Sun Jun 05 2011, 1:38 PM - 4:13 PM EDT Att: 25,431 - Overcast - 78 F
21 Nick Markakis, L OBP: 0.303, SLG: 0.310	F8		F7		SF7		G4-1			3	0	0	1	0	0	2	
10 Adam Jones, R OBP: 0.342, SLG: 0.455	1B		G5-3		P3			L6-3		4	1	1	0	0	0	1	
27 Vladimir Guerrero, R OBP: 0.319, SLG: 0.403	2B		G4-3		BB			G1-3		3	0	1	1	1	0	0	
25 Derrek Lee, R OBP: 0.308, SLG: 0.341	G5-3		L5		F9			K		4	0	0	1	0	1	2	
2 J.J. Hardy, R OBP: 0.342, SLG: 0.434	G5-3		K		BB			F7		3	0	0	0	1	1	1	
12 Mark Reynolds, R OBP: 0.305, SLG: 0.392	K		F8		G5-4-3			HR		4	1	1	1	0	1	2	
14 Nolan Reimold, R OBP: 0.450, SLG: 0.625	G6-3							G4-3		2	0	0	0	1	1	0	
18 Felix Pie, L OBP: 0.256, SLG: 0.326								BB		1	0	0	0	0	0	0	
15 Craig Tatum, R OBP: 0.545, SLG: 0.375								BB		2	1	1	0	1	0	1	
32 Matt Wieters, S OBP: 0.332, SLG: 0.406					1B			BB		0	0	0	0	1	0	0	
Inning Stats	R: 2 H: 3 E: 0 K: 0 S: 12	H: 3 LOB: 1 BB: 0 P: 18	R: 0 H: 0 E: 0 K: 1 S: 9	H: 0 LOB: 0 BB: 1 P: 14	R: 0 H: 0 E: 0 K: 1 S: 13	H: 0 LOB: 0 BB: 0 P: 14	R: 1 H: 2 E: 0 K: 1 S: 11	H: 2 LOB: 1 BB: 0 P: 13	R: 0 H: 0 E: 0 K: 0 S: 7	H: 0 LOB: 1 BB: 2 P: 16	R: 0 H: 0 E: 0 K: 1 S: 5	H: 0 LOB: 1 BB: 1 P: 6	R: 0 H: 0 E: 0 K: 1 S: 13	H: 1 LOB: 1 BB: 1 P: 28	1B: 3 2B: 2 3B: 0 HR: 1	SF: 1 SAC: 0 DP: 1 HBP: 0	WP: 0 PA: 37 PB: 0 SB: 0 CS: 0
PITCHER	IP WLS BF H R ER SO BB IBB HBP BLK WP HR S P ERA WHIP																
37 Jo-Jo Reyes, L ERA: 4.16	6.1 W 27 6 3 3 3 4 0 0 0 0 0 0 64 96 4.26 1.421																
44 Casey Janssen, R ERA: 1.89	0.2 2 0 0 0 0 0 0 0 0 0 0 0 6 9 0.00 0.000																
54 Jason Frasor, R ERA: 2.19	1.0 3 0 0 0 1 0 0 0 0 0 0 0 5 6 0.00 0.000																
60 Jon Rauch, R ERA: 3.8	1.0 5 1 1 1 1 1 0 0 0 0 0 1 13 28 9.00 2.000																

AB 35
R 7
H 11
RBI 7
BB 4
SO 7
LOB 12



AB 31
R 4
H 6
RBI 4
BB 5
SO 5
LOB 12



Batter	1	2	3	4	5	6	7	8	9	AB	R	H	RBI	BB	SO	LOB	TOP				
5 Yuliel Escobar, R OBP: 0.364, SLG: 0.438 18 Mike McCoy, R OBP: 0.310, SLG: 0.340										2	1	1	0	0	0	1	Toronto Blue Jays @ Kansas City Royals Kauffman Stadium, Kansas City, MO Tue Jun 07 2011, 7:12 PM - 10:06 PM CDT Att: 16,539 - Clear - 89 F livebaseballscorecards.com				
16 Corey Patterson, L OBP: 0.311, SLG: 0.443									4	0	0	0	0	1	0						
19 José Bautista, R OBP: 0.500, SLG: 0.727								2	1	1	0	2	0	2							
26 Adam Lind, L OBP: 0.350, SLG: 0.563							3	2	1	3	0	0	2								
9 J.P. Arencibia, R OBP: 0.307, SLG: 0.491						4	1	1	2	0	2	2									
2 Aaron Hill, R OBP: 0.286, SLG: 0.326					4	0	1	0	0	1	0										
10 Edwin Encarnación, R OBP: 0.299, SLG: 0.371				3	1	1	0	1	0	1											
11 Rajai Davis, R OBP: 0.299, SLG: 0.387			3	0	0	0	0	2													
28 Jayson Nix, R OBP: 0.278, SLG: 0.361		4	1	2	1	0	1	0													
Inning Stats	R: 3 H: 3 E: 0 K: 1 S: 18	H: 3 BB: 0 P: 26	R: 1 H: 2 E: 0 K: 0 S: 6	H: 2 BB: 0 P: 7	R: 0 H: 0 E: 0 K: 1 S: 8	H: 0 BB: 1 P: 17	R: 0 H: 0 E: 0 K: 0 S: 6	H: 0 BB: 0 P: 8	R: 2 H: 2 E: 0 K: 1 S: 13	H: 2 BB: 0 P: 16	R: 0 H: 1 E: 0 K: 3 S: 10	H: 0 BB: 0 P: 12	R: 2 H: 1 E: 0 K: 0 S: 14	H: 1 BB: 2 P: 32	R: 0 H: 0 E: 0 K: 0 S: 6	H: 0 BB: 0 P: 9	1B: 4 2B: 3 3B: 0 HR: 2	SF: 1 SAC: 2 DP: 0 HBP: 0	WP: 0 PB: 0 SB: 1 CS: 1	PA: 40	
PITCHER	IP: 5.0 WLS: L BF: 24 ERA: 17.47	WLS: L BF: 24 ERA: 17.47	H: 8 R: 6 ER: 6 SO: 3	H: 6 R: 0 ER: 0 SO: 2	H: 0 R: 0 ER: 0 SO: 0	H: 0 R: 0 ER: 0 SO: 0	H: 0 R: 0 ER: 0 SO: 0	H: 0 R: 0 ER: 0 SO: 0	H: 1 R: 0 ER: 0 SO: 14	H: 2 R: 18 ER: 3.00 SO: 0.000	H: 0 R: 0 ER: 0 SO: 18	H: 0 R: 0 ER: 0 SO: 3.000	H: 0 R: 0 ER: 0 SO: 0.000	H: 0 R: 0 ER: 0 SO: 0.000	H: 0 R: 0 ER: 0 SO: 0.000	H: 0 R: 0 ER: 0 SO: 0.000	BB: 1 IBB: 0 HBP: 0 BLK: 0	WP: 0 HR: 1 S: 54 P: 78	ERA: 10.80 WHIP: 1.800		

Batter	1	2	3	4	5	6	7	8	9	AB	R	H	RBI	BB	SO	LOB	BOTTOM					
4 Alex Gordon, L OBP: 0.350, SLG: 0.463										4	1	1	0	1	2	3	Toronto Blue Jays @ Kansas City Royals Kauffman Stadium, Kansas City, MO Tue Jun 07 2011, 7:12 PM - 10:06 PM CDT Att: 16,539 - Clear - 89 F livebaseballscorecards.com					
53 Melky Cabrera, S OBP: 0.319, SLG: 0.434									5	1	2	1	0	0	1							
35 Eric Hosmer, L OBP: 0.348, SLG: 0.496								4	2	2	0	1	1	2								
21 Jeff Francoeur, R OBP: 0.314, SLG: 0.468							5	0	2	3	0	0	1									
16 Billy Butler, R OBP: 0.399, SLG: 0.418						4	0	1	1	0	0	2										
13 Mike Aviles, R OBP: 0.261, SLG: 0.398					4	0	0	0	0	1	2											
17 Chris Getz, L OBP: 0.319, SLG: 0.295				4	0	1	0	0	0													
15 Matt Treanor, R OBP: 0.363, SLG: 0.294			2	1	0	0	2	0														
2 Alcides Escobar, R OBP: 0.241, SLG: 0.241		4	0	2	0	0	2															
Inning Stats	R: 1 H: 2 E: 0 K: 0 S: 15	H: 2 BB: 1 P: 24	R: 0 H: 1 E: 0 K: 0 S: 10	H: 1 BB: 0 P: 12	R: 1 H: 3 E: 0 K: 0 S: 9	H: 3 BB: 0 P: 20	R: 0 H: 1 E: 0 K: 0 S: 9	H: 1 BB: 1 P: 16	R: 2 H: 2 E: 0 K: 0 S: 8	H: 2 BB: 0 P: 15	R: 1 H: 2 E: 0 K: 2 S: 14	H: 2 BB: 1 P: 24	R: 0 H: 0 E: 0 K: 1 S: 6	H: 0 BB: 0 P: 9	R: 0 H: 0 E: 0 K: 1 S: 11	H: 0 BB: 1 P: 20	R: 0 H: 0 E: 0 K: 0 S: 6	H: 0 BB: 0 P: 11	1B: 10 2B: 1 3B: 0 HR: 0	SF: 0 SAC: 0 DP: 1 HBP: 0	WP: 4 PB: 0 SB: 1 CS: 0	PA: 41
PITCHER	IP: 5.1 WLS: W BF: 26 ERA: 4.98	WLS: H BF: 11 ERA: 2.55	H: 5 R: 0 ER: 0 SO: 4	H: 0 R: 0 ER: 0 SO: 4	H: 0 R: 0 ER: 0 SO: 0	H: 0 R: 0 ER: 0 SO: 0	H: 0 R: 0 ER: 0 SO: 0	H: 0 R: 0 ER: 0 SO: 0	H: 0 R: 0 ER: 0 SO: 0	H: 2 R: 26 ER: 0.00 SO: 1.125	H: 0 R: 6 ER: 0.00 SO: 0.000	H: 0 R: 0 ER: 0 SO: 0.000	H: 0 R: 0 ER: 0 SO: 0.000	H: 0 R: 0 ER: 0 SO: 0.000	H: 0 R: 0 ER: 0 SO: 0.000	H: 0 R: 0 ER: 0 SO: 0.000	BB: 3 IBB: 0 HBP: 0 BLK: 0	WP: 3 HR: 0 S: 56 P: 99	ERA: 8.44 WHIP: 2.250			

Batter	1	2	3	4	5	6	7	8	9	AB	R	H	RBI	BB	SO	LOB	TOP
18 Mike McCoy, R OBP: 0.317, SLG: 0.333	G5-3	CS	P3	F8		16 HR BB		26 L4-6 1B		4	1	1	0	1	0	0	Toronto Blue Jays @ Kansas City Royals Kauffman Stadium, Kansas City, MO Wed Jun 08 2011, 7:11 PM - 10:15 PM CDT Att. 12,152 - Clear - 89 F
16 Corey Patterson, L OBP: 0.322, SLG: 0.451	20 1B		G1-3	19 CS 1B		26 HR 1B		1B		5	2	4	0	0	0		
19 José Bautista, R OBP: 0.502, SLG: 0.723	F9		26 BB 1B	1B		26 HR IBB		K		4	2	2	0	1	1	3	
26 Adam Lind, L OBP: 0.358, SLG: 0.579	20 1B BB		20 1B BB	F7		HR		L4-6		3	1	1	4	2	0	3	
20 Juan Rivera, R OBP: 0.313, SLG: 0.348	1B		1B			G5-3		K		5	0	2	2	0	2	0	
8 José Molina, R OBP: 0.380, SLG: 0.423	K		G6-3			K		G5-3		5	0	0	0	0	3	4	
2 Aaron Hill, R OBP: 0.289, SLG: 0.328	F9			P3						5	1	2	0	0	1	0	
11 Rajai Davis, R OBP: 0.298, SLG: 0.380	F8		28 HR BB			F9		K		3	1	0	0	1	1		
28 Jayson Nix, R OBP: 0.286, SLG: 0.390	18 CS BB			HR		K		FC6-4		3	1	1	3	1	1		
Inning Stats	R: 1 H: 2 E: 0 K: 1 S: 15	H: 2 R: 0 ER: 0 LOB: 2 BB: 1 P: 25	H: 0 R: 0 ER: 0 LOB: 0 BB: 1 P: 13	H: 2 R: 1 ER: 0 LOB: 2 BB: 1 P: 20	H: 4 R: 0 ER: 0 LOB: 1 BB: 1 P: 38	H: 0 R: 0 ER: 0 LOB: 0 BB: 0 P: 8	H: 2 R: 4 ER: 0 LOB: 0 BB: 2 P: 28	H: 1 R: 0 ER: 0 LOB: 1 BB: 0 P: 17	H: 2 R: 0 ER: 0 LOB: 1 BB: 0 P: 17	1B: 11 HR: 2	SF: 0 2B: 1 3B: 0 DP: 1 HBP: 0	WP: 0 PB: 0 SB: 1 CS: 2	PA: 44				
PITCHER	IP WLS BF H R ER SO BB IBB HBP BLK WP HR S P ERA WHIP																
23 Danny Duffy, L ERA: 5.55	4.0 L 22 8 5 5 1 4 0 0 0 0 1 54 96 11.25 3.000																
47 Nate Adcock, R ERA: 4.55	3.0 14 3 4 4 4 1 1 0 0 0 1 32 53 12.00 1.333																
61 Everett Teaford, L ERA: 2.16	1.0 4 2 0 0 1 0 0 0 0 0 0 10 12 0.00 2.000																
56 Greg Holland, R ERA:	1.0 3 0 0 0 3 0 0 0 0 0 0 13 17 0.00 0.000																


Batter	1	2	3	4	5	6	7	8	9	AB	R	H	RBI	BB	SO	LOB	BOTTOM
4 Alex Gordon, L OBP: 0.351, SLG: 0.468	K		SF9			1B		K		4	0	2	2	0	2	0	Toronto Blue Jays @ Kansas City Royals Kauffman Stadium, Kansas City, MO Wed Jun 08 2011, 7:11 PM - 10:15 PM CDT Att. 12,152 - Clear - 89 F
53 Melky Cabrera, S OBP: 0.316, SLG: 0.441	F8		HR		G4-3		G6-3		2B	5	1	1	3	0	0	2	
35 Eric Hosmer, L OBP: 0.345, SLG: 0.485	K		G4-3			K		21 1B HR BB		3	1	0	0	1	2	0	
21 Jeff Francoeur, R OBP: 0.321, SLG: 0.477			G4-3			16 G6-3 2B		16 HR 1B		4	1	3	0	0	0	0	
16 Billy Butler, R OBP: 0.397, SLG: 0.429	F8		F8		G6-3		HR			4	1	1	3	0	0	2	
24 Wilson Betemit, S OBP: 0.350, SLG: 0.409	G4-6-3				P5		K			4	0	0	0	0	2	2	
17 Chris Getz, L OBP: 0.318, SLG: 0.294			G4-3		G4-3		G6-3		G4-3	4	1	1	0	0	0	0	
3 Brayan Peña, S OBP: 0.295, SLG: 0.376			2 1B 3 BB 4 SF9 1B			G3		K		3	2	1	0	1	1	0	
2 Alcides Escobar, R OBP: 0.241, SLG: 0.241			53 HR BB			P6		F8		4	1	1	0	0	1	1	
Inning Stats	R: 0 H: 0 E: 0 K: 2 S: 7	H: 1 R: 0 ER: 0 LOB: 0 BB: 0 P: 11	H: 3 R: 4 ER: 0 LOB: 0 BB: 1 P: 22	H: 0 R: 0 ER: 0 LOB: 0 BB: 0 P: 11	H: 1 R: 0 ER: 0 LOB: 1 BB: 0 P: 21	H: 0 R: 0 ER: 0 LOB: 0 BB: 0 P: 8	H: 1 R: 0 ER: 0 LOB: 1 BB: 0 P: 17	H: 0 R: 0 ER: 0 LOB: 0 BB: 0 P: 11	H: 2 R: 3 ER: 0 LOB: 1 BB: 1 P: 17	1B: 6 HR: 2	SF: 1 2B: 2 3B: 0 DP: 1 HBP: 0	WP: 0 PB: 0 SB: 0 CS: 0	PA: 38				
PITCHER	IP WLS BF H R ER SO BB IBB HBP BLK WP HR S P ERA WHIP																
33 Carlos Villanueva, R ERA: 3.09	7.0 W 27 6 4 4 5 1 0 0 0 0 0 64 102 5.14 1.000																
34 Marc Rzepczynski, L ERA: 3.04	0.2 4 1 2 2 1 1 0 0 0 0 0 8 17 27.00 3.000																
29 Octavio Dotel, R ERA: 4.96	0.1 2 1 1 1 1 0 0 0 0 0 1 5 10 27.00 3.000																
44 Casey Janssen, R ERA: 2.08	1.0 S 5 2 1 1 1 0 0 0 0 0 0 13 17 9.00 2.000																



Batter	1	2	3	4	5	6	7	8	9	AB	R	H	RBI	BB	SO	LOB	TOP				
18 Mike McCoy, R OBP: 0.353, SLG: 0.328	G5-3			FC5-4 19 BB	G4-6-3 16 BB			WP 9 SH1-3 16 BB	BB 1-2 2-3	1	0	0	0	4	0	0	Toronto Blue Jays @ Kansas City Royals Kauffman Stadium, Kansas City, MO Thu Jun 09 2011, 3:10 PM - 5:37 PM CDT Att: 13,941 - Partly Cloudy - 90 F				
16 Corey Patterson, L OBP: 0.316, SLG: 0.443	P4			F8	G4-6-3			SH1-3	P5	4	0	0	0	0	0	6					
19 José Bautista, R OBP: 0.498, SLG: 0.711	K			FC5-4 26 1B 9 3B				WP 9 BB		3	1	0	0	1	1	1					
26 Adam Lind, L OBP: 0.367, SLG: 0.584		G5-4-3 1B		FC5-4 9 3B	1B			WP 9 BB	K	4	1	3	0	0	1	2					
9 J.P. Arencibia, R OBP: 0.306, SLG: 0.497	P4			FC5-4 1B	3B			G6-3		4	0	1	2	0	1	4					
2 Aaron Hill, R OBP: 0.286, SLG: 0.322	G5-4-3			BB				F8		3	0	0	0	1	0	2					
10 Edwin Encarnación, R OBP: 0.301, SLG: 0.374		L8		F8				WP 28 G6-4-3 1B	18 BB 20 1B	4	0	2	0	0	0	2					
11 Rajai Davis, R OBP: 0.293, SLG: 0.374		P3		F8				K	18 BB	3	0	0	0	0	1	1					
20 Juan Rivera, R OBP: 0.316, SLG: 0.351		F8		G6-4-3 18 BB				K		1	0	1	0	0	0	0					
28 Jayson Nix, R OBP: 0.284, SLG: 0.385		F8		G6-4-3 18 BB				K		4	0	1	0	0	1	3					
Inning Stats	R: 0 E: 0 K: 1 S: 7	H: 0 LOB: 0 BB: 0 P: 8	R: 0 E: 0 K: 0 S: 6	H: 1 LOB: 0 BB: 0 P: 9	R: 0 E: 0 K: 0 S: 7	H: 0 LOB: 0 BB: 0 P: 10	R: 2 E: 0 K: 0 S: 12	H: 2 LOB: 2 BB: 2 P: 27	R: 0 E: 0 K: 1 S: 16	H: 1 LOB: 1 BB: 0 P: 22	R: 0 E: 0 K: 1 S: 6	H: 1 LOB: 0 BB: 0 P: 8	R: 0 E: 0 K: 1 S: 8	H: 0 LOB: 2 BB: 2 P: 20	R: 0 E: 0 K: 1 S: 16	H: 2 LOB: 3 BB: 1 P: 28	1B: 7 2B: 0 3B: 1 HR: 0	SF: 0 SAC: 1 DP: 3 HBP: 0	WP: 1 PB: 0 SB: 0 CS: 0	PA: 38	
PITCHER	IP WLS BF H R ER SO BB IBB HBP BLK WP HR S P ERA WHIP	7.0 W 27 6 2 2 3 3 0 0 0 0 0 61 98 2.57 1.286	1.0 H 5 0 0 0 1 2 0 0 0 1 0 8 20 0.00 2.000	1.0 S 6 2 0 0 1 1 0 0 0 0 0 16 28 0.00 3.000																	


Batter	1	2	3	4	5	6	7	8	9	AB	R	H	RBI	BB	SO	LOB	BOTTOM		
12 Mitch Maier, L OBP: 0.441, SLG: 0.464	G3		FC2-5 53 FC6-4		2B			G3		4	0	1	0	0	0	3			
53 Melky Cabrera, S OBP: 0.312, SLG: 0.435	P5		FC6-4 35 E 21 1B		F9			G5-3		4	1	0	0	0	0	4			
35 Eric Hosmer, L OBP: 0.349, SLG: 0.485	1B		E9 21 1B		G3			B1-3		4	1	2	1	0	0	1			
21 Jeff Francoeur, R OBP: 0.323, SLG: 0.475	G6-3		16 1B					K	16 S	3	0	1	2	0	1	1			
16 Billy Butler, R OBP: 0.402, SLG: 0.429		FC6-4 13 BB	2H 1B					K	K	2	0	1	0	2	1	0			
24 Wilson Betemit, S OBP: 0.348, SLG: 0.411	K		G4-3		2B			G6-4-3		4	0	1	0	0	1	3			
13 Mike Aviles, R OBP: 0.257, SLG: 0.391	FC6-4 15 CS		P2		F7					3	0	0	0	0	0	2			
17 Chris Getz, L OBP: 0.318, SLG: 0.294										0	0	0	0	0	0	0			
15 Matt Treanor, R OBP: 0.370, SLG: 0.297	CS		FC2-5 12 2B HBP		K			G3 12 SH1-3		2	0	1	0	0	1	0			
2 Alcides Escobar, R OBP: 0.244, SLG: 0.243			FC6-4 53 E 12 FC2-5		B1-3			SH1-3		2	1	1	0	0	0	0			
Inning Stats	R: 0 E: 0 K: 0 S: 11	H: 1 LOB: 1 BB: 0 P: 17	R: 0 E: 0 K: 1 S: 6	H: 0 LOB: 1 BB: 1 P: 11	R: 3 E: 1 K: 0 S: 12	H: 4 LOB: 2 BB: 0 P: 20	R: 0 E: 0 K: 1 S: 7	H: 0 LOB: 0 BB: 0 P: 13	R: 0 E: 0 K: 2 S: 12	H: 1 LOB: 1 BB: 0 P: 20	R: 0 E: 0 K: 0 S: 7	H: 1 LOB: 1 BB: 0 P: 12	R: 0 E: 0 K: 0 S: 6	H: 0 LOB: 1 BB: 1 P: 12	1B: 6 2B: 2 3B: 0 HR: 0	SF: 0 SAC: 1 DP: 1 HBP: 2	WP: 0 PB: 0 SB: 1 CS: 1	PA: 34	
PITCHER	IP WLS BF H R ER SO BB IBB HBP BLK WP HR S P ERA WHIP	8.0 L 33 8 3 3 4 2 0 2 0 0 0 67 112 3.38 1.250																	


livebaseballscorecards.com



livebaseballscorecards.com



Batter	1	2	3	4	5	6	7	8	9	AB	R	H	RBI	BB	SO	LOB	TOP										
2 Jacoby Ellsbury, L (1,8) OBP: 0.374, SLG: 0.482	G6-3		15 1B 28 G4-6-3 2B		28 1B 15 1B		G4-3		15 1B 28 2B 1B	5	3	3	0	0	0	0	Boston Red Sox @ Toronto Blue Jays Rogers Centre, Toronto, ON Fri Jun 10 2011, 7:09 PM - 10:10 PM EDT Att: 28,588 - Overcast - 63 F										
15 Dustin Pedroia, R (1,4) OBP: 0.369, SLG: 0.345	G6-3		28 G4-6-3 1B		28 1B 20 1B BB		28 HBP 1B		28 2B 1B	4	1	3	1	1	0	0											
28 Adrián González, L (1,3) OBP: 0.389, SLG: 0.569	P6		G4-6-3		34 G4-3 20 1B		HBP		1-3 2B	4	0	2	2	0	0	1											
20 Kevin Youkilis, R (1,5) OBP: 0.380, SLG: 0.462		13 E BB	L5		34 G4-3 1B		HBP		K	4	0	1	1	1	2	4											
34 David Ortiz, L (1,10) OBP: 0.391, SLG: 0.601	L6			F8	G4-3		G3			4	0	0	0	1	0	5											
12 Jed Lowrie, S (1,6) OBP: 0.330, SLG: 0.422	L7			F7	P6				K	5	0	0	0	0	1	6											
13 Carl Crawford, L (1,7) OBP: 0.282, SLG: 0.399	E4			3B			G4-3			4	0	1	0	0	0	1											
23 Mike Cameron, R (1,9) OBP: 0.220, SLG: 0.311	K			G6-3			G4-3		G6-3	4	0	0	0	0	1	3											
39 Jarrod Saltalamacchia, S (1,2) OBP: 0.296, SLG: 0.420			2 2B 15 1B 1B				K		G3	4	1	1	0	0	2	0											
Inning Stats	R: 0 E: 0 K: 0 S: 5	H: 0 LOB: 0 BB: 0 P: 8	R: 0 E: 1 K: 1 S: 11	H: 0 LOB: 2 BB: 1 P: 24	R: 2 E: 0 K: 0 S: 11	H: 3 LOB: 0 BB: 0 P: 18	R: 0 E: 0 K: 0 S: 5	H: 1 LOB: 1 BB: 0 P: 9	R: 2 E: 0 K: 1 S: 15	H: 3 LOB: 2 BB: 1 P: 23	R: 0 E: 0 K: 1 S: 12	H: 0 LOB: 0 BB: 0 P: 15	R: 0 E: 0 K: 1 S: 8	H: 1 LOB: 2 BB: 0 P: 14	R: 0 E: 0 K: 0 S: 6	H: 0 LOB: 0 BB: 0 P: 9		R: 1 E: 0 K: 2 S: 15	H: 3 LOB: 3 BB: 1 P: 25	1B: 8 2B: 2 3B: 1 HR: 0	SF: 0 SAC: 0 DP: 1 HBP: 1	WP: 0 PB: 0 SB: 0 CS: 0	PA: 42				
PITCHER	IP	WLS	BF	H	R	ER	SO	BB	IBB	HBP	BLK	WP	HR	S	P	ERA	WHIP										
37 Jo-Jo Reyes, L (1,1) ERA: 4.3	6.1	L	29	8	4	4	3	2	0	0	0	0	0	62	102	5.68	1.579										
47 Luis Perez, L (7,1) ERA: 2.33	1.2		6	0	0	0	1	0	0	0	0	0	0	11	18	0.00	0.000										
57 Shawn Camp, R (9,1) ERA: 4.71	0.1		4	3	1	1	0	0	0	0	0	0	0	9	12	27.00	9.000										
50 Frank Francisco, R (9,1) ERA: 5.82	0.2		3	0	0	0	2	0	1	0	0	0	0	6	13	0.00	0.000										

Batter	1	2	3	4	5	6	7	8	9	AB	R	H	RBI	BB	SO	LOB	BOTTOM										
18 Mike McCoy, R (1,6) OBP: 0.333, SLG: 0.306	G5-3		K			G3-1	P3			4	0	0	0	0	1	3	Boston Red Sox @ Toronto Blue Jays Rogers Centre, Toronto, ON Fri Jun 10 2011, 7:09 PM - 10:10 PM EDT Att: 28,588 - Overcast - 63 F										
16 Corey Patterson, L (1,7) OBP: 0.323, SLG: 0.446	P5			19 1B 20 SF8 1B	26 1B BB					3	1	2	0	1	0	0											
19 José Bautista, R (1,9) OBP: 0.494, SLG: 0.702	F8			20 SF8 1B	F8				K	4	0	1	0	0	1	2											
26 Adam Lind, L (1,10) OBP: 0.365, SLG: 0.575			K		K				K	4	0	1	0	0	3	3											
20 Juan Rivera, R (1,3) OBP: 0.310, SLG: 0.346	L8			SF8		F7			G3	3	0	0	1	0	0	3											
9 J.P. Arencibia, R (1,2) OBP: 0.299, SLG: 0.486	G6-3			K					F7	4	0	0	0	0	2	1											
2 Aaron Hill, R (1,4) OBP: 0.287, SLG: 0.317			F8		F8				K	3	0	0	0	1	1	0											
11 Rajai Davis, R (1,8) OBP: 0.287, SLG: 0.365			G6-3		G5-3		E6		F8	4	0	0	0	0	0	1											
28 Jayson Nix, R (1,5) OBP: 0.280, SLG: 0.377			E6		G6-3				K	2	0	0	0	0	0	0											
10 Edwin Encarnación, R (7,PH) OBP: 0.299, SLG: 0.372 (8,5)									K	1	0	0	0	0	1	2											
Inning Stats	R: 0 E: 0 K: 0 S: 9	H: 0 LOB: 0 BB: 0 P: 15	R: 0 E: 0 K: 1 S: 6	H: 0 LOB: 0 BB: 0 P: 9	R: 0 E: 1 K: 1 S: 9	H: 0 LOB: 1 BB: 0 P: 14	R: 1 E: 0 K: 2 S: 10	H: 2 LOB: 1 BB: 0 P: 15	R: 0 E: 0 K: 0 S: 8	H: 0 LOB: 0 BB: 0 P: 12	R: 0 E: 0 K: 0 S: 9	H: 1 LOB: 2 BB: 1 P: 17	R: 0 E: 1 K: 2 S: 11	H: 0 LOB: 2 BB: 1 P: 18	R: 0 E: 0 K: 2 S: 13	H: 1 LOB: 0 BB: 0 P: 16		R: 0 E: 0 K: 1 S: 8	H: 0 LOB: 0 BB: 0 P: 13	1B: 4 2B: 0 3B: 0 HR: 0	SF: 1 SAC: 0 DP: 0 HBP: 0	WP: 1 PB: 0 SB: 1 CS: 0	PA: 35				
PITCHER	IP	WLS	BF	H	R	ER	SO	BB	IBB	HBP	BLK	WP	HR	S	P	ERA	WHIP										
11 Clay Buchholz, R (1,1) ERA: 3.59	7.0	W	28	3	1	1	6	2	0	0	0	0	0	0	13	1.29	0.714										
51 Daniel Bard, R (8,1) ERA: 2.78	1.0	H	4	1	0	0	2	0	0	0	0	0	0	13	16	0.00	1.000										
58 Jonathan Papelbon, R (9,1) ERA: 4.33	1.0		3	0	0	0	1	0	0	0	0	0	0	8	13	0.00	0.000										

Batter	1	2	3	4	5	6	7	8	9	AB	R	H	RBI	BB	SO	LOB	TOP			
2 J.J. Hardy, R (1.6) OBP: 0.365, SLG: 0.489	K2-3			2B				K2-3		4	0	1	0	0	3	0	Baltimore Orioles @ Toronto Blue Jays Rogers Centre, Toronto, ON Wed Jun 15 2011, 7:08 PM - 9:36 PM EDT Att: 14,541 - Partly Cloudy - 72 F			
21 Nick Markakis, L (1.9) OBP: 0.313, SLG: 0.331	G6-3			BB				BB		2	1	1	0	2	0	0				
10 Adam Jones, R (1.8) OBP: 0.331, SLG: 0.459	G4-3			K				F9		3	0	0	0	1	1	3				
27 Vladimir Guerrero, R (1.10) OBP: 0.309, SLG: 0.391	G5-3			G6-4-3				F4		4	0	1	0	0	0	4				
32 Matt Wieters, S (1.2) OBP: 0.330, SLG: 0.414	F9							F9		4	0	1	1	0	1	1				
25 Derek Lee, R (1.3) OBP: 0.293, SLG: 0.317	F9							K		4	0	0	0	0	1	3				
12 Mark Reynolds, R (1.5) OBP: 0.317, SLG: 0.432								K		2	0	0	0	1	2	1				
14 Nolan Reimold, R (1.7) OBP: 0.373, SLG: 0.488								K		3	0	0	0	0	3	1				
11 Robert Andino, R (1.4) OBP: 0.337, SLG: 0.312				G6-3				F8		3	0	0	0	0	1	0				
Inning Stats	R: 0 E: 0 K: 1 S: 8	H: 0 LOB: 0 BB: 0 P: 8	R: 0 E: 0 K: 0 S: 3	H: 0 LOB: 0 BB: 0 P: 6	R: 0 E: 0 K: 2 S: 11	H: 0 LOB: 0 BB: 0 P: 16	R: 0 E: 0 K: 1 S: 7	H: 1 LOB: 1 BB: 1 P: 13	R: 0 E: 0 K: 2 S: 9	H: 1 LOB: 1 BB: 0 P: 19	R: 0 E: 0 K: 2 S: 10	H: 1 LOB: 1 BB: 0 P: 17	R: 0 E: 0 K: 2 S: 8	H: 0 LOB: 0 BB: 2 P: 12	R: 1 E: 0 K: 0 S: 11	H: 1 LOB: 1 BB: 2 P: 22		1B: 3 2B: 1 3B: 0 HR: 0	SF: 0 SAC: 0 DP: 2 HBP: 0	WP: 0 PB: 0 SB: 0 CS: 0
PITCHER	IP WLS BF H R ER SO BB IBB HBP BLK WP HR S P ERA WHIP																			
24 Ricky Romero, L (1.1) ERA: 3.01	8.0 W 30 3 1 1 12 4 0 0 0 0 0 0 66 114 1.12 0.875																			
50 Frank Francisco, R (9.1) ERA: 5.21	1.0 S 3 1 0 0 0 0 0 0 0 0 0 0 10 13 0.00 1.000																			

Batter	1	2	3	4	5	6	7	8	9	AB	R	H	RBI	BB	SO	LOB	BOTTOM			
5 Yunel Escobar, R (1.6) OBP: 0.372, SLG: 0.446	HR			1B				G5-3		4	1	3	1	0	0	0	Baltimore Orioles @ Toronto Blue Jays Rogers Centre, Toronto, ON Wed Jun 15 2011, 7:08 PM - 9:36 PM EDT Att: 14,541 - Partly Cloudy - 72 F			
16 Corey Patterson, L (1.7) OBP: 0.307, SLG: 0.419	G6-3			1B				P5		4	0	1	0	0	1	1				
19 José Bautista, R (1.9) OBP: 0.489, SLG: 0.686	F9			1B				F8		3	1	0	0	1	1	2				
26 Adam Lind, L (1.10) OBP: 0.382, SLG: 0.614	1B			IBB				HR		3	1	2	2	1	1	0				
20 Juan Rivera, R (1.3) OBP: 0.316, SLG: 0.371	1B			K				HR		4	1	3	1	0	1	2				
9 J.P. Arencibia, R (1.2) OBP: 0.287, SLG: 0.466	FC4			P3				F8		4	0	0	0	0	0	3				
2 Aaron Hill, R (1.4) OBP: 0.290, SLG: 0.343	F7			L7				F7		4	0	1	0	0	0	0				
11 Rajai Davis, R (1.8) OBP: 0.279, SLG: 0.356	G4-3			G3-1				K		4	0	1	0	0	1	0				
2B Jayson Nix, R (1.5) OBP: 0.261, SLG: 0.339	G6-3			K				F7		4	0	0	0	0	2	2				
Inning Stats	R: 1 E: 0 K: 0 S: 14	H: 3 LOB: 2 BB: 0 P: 19	R: 0 E: 0 K: 0 S: 5	H: 0 LOB: 0 BB: 0 P: 6	R: 0 E: 0 K: 2 S: 12	H: 2 LOB: 2 BB: 1 P: 21	R: 0 E: 0 K: 0 S: 8	H: 0 LOB: 0 BB: 0 P: 13	R: 0 E: 0 K: 2 S: 11	H: 1 LOB: 1 BB: 0 P: 17	R: 1 E: 0 K: 1 S: 12	H: 3 LOB: 2 BB: 0 P: 17	R: 2 E: 0 K: 0 S: 13	H: 2 LOB: 1 BB: 1 P: 23	R: 0 E: 0 K: 2 S: 7	H: 0 LOB: 0 BB: 0 P: 11		1B: 6 2B: 2 3B: 0 HR: 3	SF: 0 SAC: 0 DP: 0 HBP: 0	WP: 0 PB: 0 SB: 0 CS: 0
PITCHER	IP WLS BF H R ER SO BB IBB HBP BLK WP HR S P ERA WHIP																			
34 Jake Arrieta, R (1.1) ERA: 4.45	6.2 L 30 3 3 3 3 1 1 0 0 0 0 1 3 4 4.05 1.500																			
57 Clay Rapada, L (7.1) ERA: 7.84	0.0 1 1 1 1 0 0 0 0 0 0 0 1 3 4																			
49 Jason Berken, R (7.1) ERA: 7.79	0.1 2 1 0 0 0 0 0 0 0 0 0 7 10 0.00 3.000																			
63 Kevin Gregg, R (8.1) ERA: 3.08	1.0 3 0 0 0 2 0 0 0 0 0 0 7 11 0.00 0.000																			

Batter	1	2	3	4	5	6	7	8	9	AB R H RBI BB SO LOB	TOP																
2 J.J. Hardy, R OBP: 0.366, SLG: 0.514 (1, 6)	F8							G5-3	K	5 1 2 1 0 1 3	Baltimore Orioles @ Toronto Blue Jays Rogers Centre, Toronto, ON Thu Jun 16 2011, 12:37 PM - 3:08 PM EDT Att: 31,822 - Cloudy - 68 F																
21 Nick Markakis, L OBP: 0.311, SLG: 0.328 (1, 9)	K		G4-3			HR		G6-3	G4-3	5 1 1 0 0 1 5																	
10 Adam Jones, R OBP: 0.326, SLG: 0.452 (1, 8)	K			G4-3		P5		K		4 0 0 0 0 2 1																	
27 Vladimir Guerrero, R OBP: 0.316, SLG: 0.401 (1, 10)		P3								4 0 3 1 0 0 0																	
14 Nolan Reimold, R OBP: 0.373, SLG: 0.488 (9, PR)										0 1 0 0 0 0 0																	
30 Luke Scott, L OBP: 0.330, SLG: 0.450 (1, 7)	L6									4 0 1 0 0 1 2																	
18 Felix Pie, L OBP: 0.247, SLG: 0.309 (9, PR)										0 1 0 0 0 0 0																	
25 Derek Lee, R OBP: 0.287, SLG: 0.310 (1, 3)	L7									4 0 0 1 0 0 3																	
12 Mark Reynolds, R OBP: 0.326, SLG: 0.435 (1, 5)										1 0 1 0 2 0 0																	
6 Ryan Adams, R OBP: 0.292, SLG: 0.227 (1, 4)										4 0 1 1 0 0 3																	
11 Robert Andino, R OBP: 0.337, SLG: 0.312 (9, 4)										0 0 0 0 0 0 0																	
15 Craig Tatum, R OBP: 0.444, SLG: 0.333 (1, 2)										3 0 1 0 0 1 0																	
32 Matt Wieters, S OBP: 0.329, SLG: 0.412 (9, 2)										1 0 0 0 0 0 3																	
Inning Stats	R: 0 E: 0 K: 2 S: 8	H: 0 LOB: 0 BB: 0 P: 12	R: 0 E: 0 K: 0 S: 4	H: 0 LOB: 0 BB: 0 P: 7	R: 0 E: 0 K: 0 S: 10	H: 2 LOB: 2 BB: 1 P: 15	R: 0 E: 0 K: 0 S: 9	H: 1 LOB: 1 BB: 0 P: 12	R: 0 E: 0 K: 1 S: 5	H: 1 LOB: 0 BB: 0 P: 9	R: 2 E: 0 K: 1 S: 13	H: 3 LOB: 1 BB: 0 P: 19	R: 0 E: 0 K: 1 S: 6	H: 0 LOB: 0 BB: 0 P: 12	R: 0 E: 0 K: 1 S: 6	H: 0 LOB: 0 BB: 0 P: 10	R: 2 E: 0 K: 1 S: 20	H: 3 LOB: 3 BB: 1 P: 35	1B: 7 2B: 3 3B: 0 HR: 1	SF: 0 SAC: 0 DP: 3 HBP: 1	WP: 0 PB: 0 SB: 0 CS: 0	PA: 38					
PITCHER	IP WLS BF H R ER SO BB IBB HBP BLK WP HR S P ERA WHIP											PITCHER	IP WLS BF H R ER SO BB IBB HBP BLK WP HR S P ERA WHIP														
56 Zach Stewart, R ERA: 2.57 (1, 1)	7.0	27	7	2	2	4	1	0	1	1	0	0	1	55	86	2.57	1.143										
54 Jason Frasor, R ERA: 2.95 (8, 1)	1.0	3	0	0	0	1	0	0	0	0	0	0	0	6	11	∞	∞										
60 Jon Rauch, R ERA: 4.5 (9, 1)	0.0	L	3	2	2	0	0	0	0	0	0	0	0	6	11	∞	∞										
47 Luis Perez, L ERA: 3.92 (9, 1)	0.0	2	1	0	0	0	1	0	0	0	0	0	0	6	11	∞	∞										
57 Shawn Camp, R ERA: 4.18 (9, 1)	1.0	3	0	0	0	1	0	0	0	0	0	0	0	8	13	0.00	0.000										
5 Yuliel Escobar, R OBP: 0.367, SLG: 0.439 (1, 6)	G6-3																				4 1 0 0 0 0 1	Baltimore Orioles @ Toronto Blue Jays Rogers Centre, Toronto, ON Thu Jun 16 2011, 12:37 PM - 3:08 PM EDT Att: 31,822 - Cloudy - 68 F					
16 Corey Patterson, L OBP: 0.307, SLG: 0.418 (1, 7)																					3 0 1 0 0 0 0						
19 José Bautista, R OBP: 0.486, SLG: 0.678 (1, 9)	K																				4 0 1 2 0 1 1						
26 Adam Lind, L OBP: 0.384, SLG: 0.629 (1, 3)	K																				4 1 2 1 0 1 1						
2 Aaron Hill, R OBP: 0.294, SLG: 0.343 (1, 4)	K																				3 0 1 0 1 1 0						
10 Edwin Encarnación, R OBP: 0.265, SLG: 0.374 (1, 10)	F8																				4 0 0 0 0 0 4						
8 José Molina, R OBP: 0.372, SLG: 0.395 (1, 2)																					3 0 0 0 0 1 1						
9 J.P. Arencibia, R OBP: 0.286, SLG: 0.464 (8, 2)	G5-3																				1 0 0 0 0 0 0						
11 Rajai Davis, R OBP: 0.277, SLG: 0.352 (1, 8)																					2 0 0 0 0 2 1						
20 Juan Rivera, R OBP: 0.315, SLG: 0.369 (7, PH)	K																				1 0 0 0 0 1 0						
2B Jayson Nix, R OBP: 0.263, SLG: 0.339 (1, 5)	F8																				3 1 1 0 0 0 0						
Inning Stats	R: 0 E: 0 K: 2 S: 10	H: 1 LOB: 1 BB: 0 P: 16	R: 0 E: 0 K: 1 S: 9	H: 0 LOB: 0 BB: 0 P: 12	R: 0 E: 0 K: 1 S: 6	H: 0 LOB: 0 BB: 0 P: 9	R: 0 E: 0 K: 0 S: 6	H: 0 LOB: 0 BB: 0 P: 9	R: 0 E: 0 K: 1 S: 10	H: 0 LOB: 1 BB: 1 P: 18	R: 2 E: 1 K: 0 S: 11	H: 4 LOB: 2 BB: 0 P: 17	R: 0 E: 0 K: 2 S: 7	H: 0 LOB: 0 BB: 0 P: 9	R: 0 E: 0 K: 0 S: 4	H: 0 LOB: 0 BB: 0 P: 7	R: 1 E: 0 K: 0 S: 10	H: 1 LOB: 0 BB: 0 P: 15	1B: 5 2B: 0 3B: 0 HR: 1	SF: 0 SAC: 1 DP: 1 HBP: 0	WP: 0 PB: 0 SB: 1 CS: 0	PA: 34					
PITCHER	IP WLS BF H R ER SO BB IBB HBP BLK WP HR S P ERA WHIP											PITCHER	IP WLS BF H R ER SO BB IBB HBP BLK WP HR S P ERA WHIP														
46 Jeremy Guthrie, R ERA: 3.56 (1, 1)	5.0	17	1	0	0	5	1	0	0	0	0	0	0	41	64	0.00	0.400										
43 Jim Johnson, R ERA: 2.7 (6, 1)	1.0	B	7	4	2	1	0	0	0	0	0	0	0	11	17	9.00	4.000										
49 Jason Berken, R ERA: 6.98 (7, 1)	2.0	W	6	0	0	2	0	0	0	0	0	0	0	11	16	0.00	0.000										
63 Kevin Gregg, R ERA: 3.29 (9, 1)	1.0	S	4	1	1	1	0	0	0	0	0	0	1	10	15	9.00	1.000										

AB	35
R	4
H	10
RBI	4
BB	2
SO	6
LOB	20



AB	32
R	3
H	6
RBI	3
BB	1
SO	7
LOB	9



Batter	1	2	3	4	5	6	7	8	9	AB	R	H	RBI	BB	SO	LOB	TOP				
5 Yonel Escobar, R OBP: 0.361, SLG: 0.431	G4-3			G6-3		FC5-4		G6-3		4	0	0	0	0	0	2	<p>Toronto Blue Jays @ Cincinnati Reds</p> <p>Great American Ball Park, Cincinnati, OH</p> <p>Fri Jun 17 2011, 7:12 PM - 9:41 PM EDT</p> <p>Att: 32,026 - Partly Cloudy - 85 F</p>				
16 Corey Patterson, L OBP: 0.307, SLG: 0.413	K			G3				FC4-2		3	1	0	0	0	1	1					
19 José Bautista, R OBP: 0.486, SLG: 0.679	K			1B				P3		4	1	2	1	0	1	1					
26 Adam Lind, L OBP: 0.381, SLG: 0.638		F9		CS		G4-3				4	1	1	2	0	0	0					
20 Juan Rivera, R OBP: 0.310, SLG: 0.362		G3-1				G4-3				4	0	0	0	0	1	0					
50 Frank Francisco, R								K		0	0	0	0	0	0	0					
9 J.P. Arencibia, R OBP: 0.280, SLG: 0.455						G4-3				4	0	0	0	0	1	0					
2 Aaron Hill, R OBP: 0.294, SLG: 0.343				G1-3						3	0	1	0	0	0	0					
28 Jayson Nix, R OBP: 0.257, SLG: 0.331						F9															
29 Octavio Dotel, R																					
34 Marc Rzepczynski, L																					
11 Rajai Davis, R OBP: 0.277, SLG: 0.352																					
37 Jo-Jo Reyes, L OBP: 0.500, SLG: 0.500																					
6 John McDonald, R OBP: 0.259, SLG: 0.311																					
Inning Stats	R: 0 H: 0 E: 0 K: 2 S: 9	H: 0 LOB: 0 BB: 0 P: 15	R: 0 H: 0 E: 0 K: 0 S: 8	H: 0 LOB: 0 BB: 0 P: 11	R: 0 H: 0 E: 0 K: 0 S: 5	H: 0 LOB: 0 BB: 0 P: 8	R: 0 H: 1 E: 0 K: 0 S: 6	H: 1 LOB: 0 BB: 0 P: 9	R: 0 H: 0 E: 0 K: 0 S: 10	H: 0 LOB: 0 BB: 0 P: 15	R: 3 H: 3 E: 0 K: 1 S: 13	H: 3 LOB: 1 BB: 0 P: 22	R: 0 H: 1 E: 0 K: 1 S: 5	H: 1 LOB: 0 BB: 0 P: 10	R: 0 H: 0 E: 0 K: 1 S: 8	H: 0 LOB: 0 BB: 0 P: 10	1B: 3 2B: 2 3B: 0 HR: 1	SF: 0 SAC: 0 DP: 0 HBP: 1	WP: 1 PB: 0 SB: 1 CS: 1	PA: 34	
PITCHER	IP WLS BF H R ER SO BB IBB HBP BLK WP HR S P ERA WHIP	IP WLS BF H R ER SO BB IBB HBP BLK WP HR S P ERA WHIP	IP WLS BF H R ER SO BB IBB HBP BLK WP HR S P ERA WHIP	IP WLS BF H R ER SO BB IBB HBP BLK WP HR S P ERA WHIP	IP WLS BF H R ER SO BB IBB HBP BLK WP HR S P ERA WHIP	IP WLS BF H R ER SO BB IBB HBP BLK WP HR S P ERA WHIP	IP WLS BF H R ER SO BB IBB HBP BLK WP HR S P ERA WHIP	IP WLS BF H R ER SO BB IBB HBP BLK WP HR S P ERA WHIP	IP WLS BF H R ER SO BB IBB HBP BLK WP HR S P ERA WHIP	IP WLS BF H R ER SO BB IBB HBP BLK WP HR S P ERA WHIP	IP WLS BF H R ER SO BB IBB HBP BLK WP HR S P ERA WHIP	IP WLS BF H R ER SO BB IBB HBP BLK WP HR S P ERA WHIP	IP WLS BF H R ER SO BB IBB HBP BLK WP HR S P ERA WHIP	IP WLS BF H R ER SO BB IBB HBP BLK WP HR S P ERA WHIP	IP WLS BF H R ER SO BB IBB HBP BLK WP HR S P ERA WHIP	IP WLS BF H R ER SO BB IBB HBP BLK WP HR S P ERA WHIP	IP WLS BF H R ER SO BB IBB HBP BLK WP HR S P ERA WHIP	IP WLS BF H R ER SO BB IBB HBP BLK WP HR S P ERA WHIP	IP WLS BF H R ER SO BB IBB HBP BLK WP HR S P ERA WHIP	IP WLS BF H R ER SO BB IBB HBP BLK WP HR S P ERA WHIP	IP WLS BF H R ER SO BB IBB HBP BLK WP HR S P ERA WHIP

AB	32
R	3
H	6
RBI	3
BB	0
SO	4
LOB	5



Batter	1	2	3	4	5	6	7	8	9	AB	R	H	RBI	BB	SO	LOB	BOTTOM					
6 Drew Stubbs, R OBP: 0.344, SLG: 0.425	K		K			IHR		K		4	1	1	1	0	3	0	<p>Toronto Blue Jays @ Cincinnati Reds</p> <p>Great American Ball Park, Cincinnati, OH</p> <p>Fri Jun 17 2011, 7:12 PM - 9:41 PM EDT</p> <p>Att: 32,026 - Partly Cloudy - 85 F</p>					
4 Brandon Phillips, R OBP: 0.338, SLG: 0.387			G6-3			F9		K		4	0	1	0	0	1	0						
19 Joey Votto, L OBP: 0.451, SLG: 0.510			G3			G4-3		G4-3		4	0	0	0	0	0	1						
32 Jay Bruce, L OBP: 0.352, SLG: 0.521						G4-3		K		4	0	0	0	0	3	1						
27 Scott Rolen, R OBP: 0.297, SLG: 0.419			F9			G5-3		K		4	1	1	1	0	1	0						
31 Jonny Gomes, R OBP: 0.337, SLG: 0.404																						
66 Logan Ondrusek, R																						
40 Nick Masset, R																						
15 Fred Lewis, L OBP: 0.333, SLG: 0.355																						
29 Ryan Hanigan, R OBP: 0.365, SLG: 0.333																						
7 Paul Janish, R OBP: 0.255, SLG: 0.270																						
44 Mike Leake, R OBP: 0.259, SLG: 0.333																						
28 Chris Heisey, R OBP: 0.331, SLG: 0.435																						
Inning Stats	R: 0 H: 1 E: 0 K: 2 S: 10	H: 1 LOB: 1 BB: 0 P: 12	R: 0 H: 1 E: 0 K: 0 S: 10	H: 1 LOB: 0 BB: 0 P: 14	R: 0 H: 0 E: 0 K: 0 S: 8	H: 0 LOB: 0 BB: 0 P: 12	R: 0 H: 0 E: 0 K: 0 S: 13	H: 0 LOB: 0 BB: 0 P: 20	R: 0 H: 0 E: 0 K: 0 S: 4	H: 0 LOB: 0 BB: 0 P: 6	R: 1 H: 1 E: 0 K: 0 S: 8	H: 1 LOB: 0 BB: 0 P: 12	R: 1 H: 3 E: 0 K: 1 S: 16	H: 3 LOB: 2 BB: 0 P: 26	R: 0 H: 0 E: 0 K: 2 S: 7	H: 0 LOB: 0 BB: 0 P: 8	R: 0 H: 1 E: 0 K: 2 S: 12	H: 1 LOB: 1 BB: 0 P: 18	1B: 4 2B: 1 3B: 0 HR: 2	SF: 0 SAC: 0 DP: 0 HBP: 0	WP: 0 PB: 0 SB: 0 CS: 0	PA: 34
PITCHER	IP WLS BF H R ER SO BB IBB HBP BLK WP HR S P ERA WHIP	IP WLS BF H R ER SO BB IBB HBP BLK WP HR S P ERA WHIP	IP WLS BF H R ER SO BB IBB HBP BLK WP HR S P ERA WHIP	IP WLS BF H R ER SO BB IBB HBP BLK WP HR S P ERA WHIP	IP WLS BF H R ER SO BB IBB HBP BLK WP HR S P ERA WHIP	IP WLS BF H R ER SO BB IBB HBP BLK WP HR S P ERA WHIP	IP WLS BF H R ER SO BB IBB HBP BLK WP HR S P ERA WHIP	IP WLS BF H R ER SO BB IBB HBP BLK WP HR S P ERA WHIP	IP WLS BF H R ER SO BB IBB HBP BLK WP HR S P ERA WHIP	IP WLS BF H R ER SO BB IBB HBP BLK WP HR S P ERA WHIP	IP WLS BF H R ER SO BB IBB HBP BLK WP HR S P ERA WHIP	IP WLS BF H R ER SO BB IBB HBP BLK WP HR S P ERA WHIP	IP WLS BF H R ER SO BB IBB HBP BLK WP HR S P ERA WHIP	IP WLS BF H R ER SO BB IBB HBP BLK WP HR S P ERA WHIP	IP WLS BF H R ER SO BB IBB HBP BLK WP HR S P ERA WHIP	IP WLS BF H R ER SO BB IBB HBP BLK WP HR S P ERA WHIP	IP WLS BF H R ER SO BB IBB HBP BLK WP HR S P ERA WHIP	IP WLS BF H R ER SO BB IBB HBP BLK WP HR S P ERA WHIP	IP WLS BF H R ER SO BB IBB HBP BLK WP HR S P ERA WHIP	IP WLS BF H R ER SO BB IBB HBP BLK WP HR S P ERA WHIP	IP WLS BF H R ER SO BB IBB HBP BLK WP HR S P ERA WHIP	



Batter	1	2	3	4	5	6	7	8	9	AB	R	H	RBI	BB	SO	LOB	TOP								
5 Yuliel Escobar, R OBP: 0.397, SLG: 0.428										4	0	1	0	0	1	0	Toronto Blue Jays @ Cincinnati Reds Great American Ball Park, Cincinnati, OH Sun Jun 19 2011, 1:11 PM - 3:36 PM EDT Att: 32,618 - Overcast - 73 F								
16 Corey Patterson, L OBP: 0.301, SLG: 0.406										4	0	0	0	0	0	1									
19 José Bautista, R OBP: 0.483, SLG: 0.668										4	0	1	0	0	1	1									
26 Adam Lind, L OBP: 0.376, SLG: 0.619										4	0	0	0	0	1	2									
2 Aaron Hill, R OBP: 0.288, SLG: 0.349										4	1	1	1	0	0	0									
20 Juan Rivera, R OBP: 0.314, SLG: 0.364										2	0	1	0	1	0	0									
9 J.P. Arencibia, R OBP: 0.281, SLG: 0.453										3	0	1	0	0	1	1									
6 John McDonald, R OBP: 0.252, SLG: 0.303										2	0	0	0	0	0	2									
10 Edwin Encarnación, R (7, PH) OBP: 0.293, SLG: 0.372										1	0	0	0	0	0	1									
18 Mike McCoy, R OBP: 0.325, SLG: 0.313										0	0	0	0	0	0	0									
33 Carlos Villanueva, R (1, 1) OBP: 0.275, SLG: 0.358										2	0	0	0	0	0	1									
11 Rajai Davis, R (8, PH) OBP: 0.275, SLG: 0.358										1	0	0	0	0	0	0									
34 Marc Rzepczynski, L (8, 1) OBP: 0.257, SLG: 0.273										0	0	0	0	0	0	0									
29 Octavio Dotel, R (8, 1) ERA: 1.62										0	0	0	0	0	0	0									
Inning Stats	R: 0 E: 0 K: 1 S: 12	H: 1 LOB: 1 BB: 0 P: 18	R: 0 E: 0 K: 0 S: 9	H: 0 LOB: 0 BB: 0 P: 14	R: 0 E: 0 K: 0 S: 6	H: 0 LOB: 0 BB: 0 P: 9	R: 0 E: 0 K: 1 S: 6	H: 0 LOB: 0 BB: 0 P: 11	R: 1 E: 0 K: 0 S: 10	H: 3 LOB: 1 BB: 0 P: 12	R: 0 E: 0 K: 0 S: 7	H: 1 LOB: 1 BB: 0 P: 9	R: 0 E: 0 K: 1 S: 10	H: 0 LOB: 1 BB: 1 P: 18	R: 0 E: 0 K: 2 S: 9	H: 0 LOB: 0 BB: 0 P: 12	R: 0 E: 0 K: 0 S: 7	H: 0 LOB: 0 BB: 0 P: 10	1B: 4 2B: 1 3B: 0 HR: 1	SF: 0 SAC: 0 DP: 1 HBP: 0	WP: 0 PB: 0 SB: 0 CS: 0	PA: 32			
PITCHER	IP WLS BF H R ER SO BB IBB HBP BLK WP HR S P ERA WHIP	IP WLS BF H R ER SO BB IBB HBP BLK WP HR S P ERA WHIP	IP WLS BF H R ER SO BB IBB HBP BLK WP HR S P ERA WHIP	IP WLS BF H R ER SO BB IBB HBP BLK WP HR S P ERA WHIP	IP WLS BF H R ER SO BB IBB HBP BLK WP HR S P ERA WHIP	IP WLS BF H R ER SO BB IBB HBP BLK WP HR S P ERA WHIP	IP WLS BF H R ER SO BB IBB HBP BLK WP HR S P ERA WHIP	IP WLS BF H R ER SO BB IBB HBP BLK WP HR S P ERA WHIP	IP WLS BF H R ER SO BB IBB HBP BLK WP HR S P ERA WHIP	IP WLS BF H R ER SO BB IBB HBP BLK WP HR S P ERA WHIP	IP WLS BF H R ER SO BB IBB HBP BLK WP HR S P ERA WHIP	IP WLS BF H R ER SO BB IBB HBP BLK WP HR S P ERA WHIP	IP WLS BF H R ER SO BB IBB HBP BLK WP HR S P ERA WHIP	IP WLS BF H R ER SO BB IBB HBP BLK WP HR S P ERA WHIP	IP WLS BF H R ER SO BB IBB HBP BLK WP HR S P ERA WHIP	IP WLS BF H R ER SO BB IBB HBP BLK WP HR S P ERA WHIP	IP WLS BF H R ER SO BB IBB HBP BLK WP HR S P ERA WHIP	IP WLS BF H R ER SO BB IBB HBP BLK WP HR S P ERA WHIP	IP WLS BF H R ER SO BB IBB HBP BLK WP HR S P ERA WHIP	IP WLS BF H R ER SO BB IBB HBP BLK WP HR S P ERA WHIP	IP WLS BF H R ER SO BB IBB HBP BLK WP HR S P ERA WHIP	IP WLS BF H R ER SO BB IBB HBP BLK WP HR S P ERA WHIP	IP WLS BF H R ER SO BB IBB HBP BLK WP HR S P ERA WHIP	IP WLS BF H R ER SO BB IBB HBP BLK WP HR S P ERA WHIP	IP WLS BF H R ER SO BB IBB HBP BLK WP HR S P ERA WHIP

Toronto Blue Jays @ Cincinnati Reds
Great American Ball Park, Cincinnati, OH
Sun Jun 19 2011, 1:11 PM - 3:36 PM EDT
Att: 32,618 - Overcast - 73 F

AB	31
R	1
H	5
RBI	1
BB	1
SO	5
LOB	9



Batter	1	2	3	4	5	6	7	8	9	AB	R	H	RBI	BB	SO	LOB	BOTTOM								
6 Drew Stubbs, R OBP: 0.335, SLG: 0.414										4	0	0	0	0	0	1	Toronto Blue Jays @ Cincinnati Reds Great American Ball Park, Cincinnati, OH Sun Jun 19 2011, 1:11 PM - 3:36 PM EDT Att: 32,618 - Overcast - 73 F								
4 Brandon Phillips, R OBP: 0.332, SLG: 0.380										4	0	0	0	0	0	0									
19 Joey Volto, L OBP: 0.449, SLG: 0.506										4	1	3	0	0	0	0									
32 Jay Bruce, L OBP: 0.356, SLG: 0.524										4	0	2	0	0	0	2									
43 Miguel Cairo, R OBP: 0.336, SLG: 0.393										4	1	1	2	0	1	3									
15 Fred Lewis, L OBP: 0.360, SLG: 0.380										3	0	2	0	1	0	1									
48 Francisco Cordero, R (9, 1) ERA: 4.86										0	0	0	0	0	0	0									
16 Edgar Renteria, R OBP: 0.302, SLG: 0.248										4	0	0	0	0	0	5									
7 Paul Janish, R (9, 6) OBP: 0.257, SLG: 0.273										0	0	0	0	0	0	0									
29 Ryan Hanigan, R OBP: 0.365, SLG: 0.333										3	0	1	0	0	0	1									
61 Bronson Arroyo, R OBP: 0.207, SLG: 0.276										3	0	0	0	0	3	1									
28 Chris Heisey, R (9, 7) OBP: 0.336, SLG: 0.432										0	0	0	0	0	0	0									
Inning Stats	R: 0 E: 0 K: 0 S: 10	H: 1 LOB: 1 BB: 0 P: 13	R: 0 E: 0 K: 0 S: 7	H: 1 LOB: 1 BB: 0 P: 13	R: 0 E: 0 K: 1 S: 7	H: 0 LOB: 0 BB: 0 P: 11	R: 0 E: 0 K: 0 S: 6	H: 1 LOB: 1 BB: 0 P: 8	R: 0 E: 0 K: 1 S: 8	H: 1 LOB: 1 BB: 0 P: 12	R: 2 E: 0 K: 0 S: 16	H: 3 LOB: 1 BB: 0 P: 21	R: 0 E: 0 K: 1 S: 8	H: 0 LOB: 0 BB: 0 P: 11	R: 0 E: 0 K: 1 S: 13	H: 2 LOB: 3 BB: 1 P: 21	R: 0 E: 0 K: 1 S: 13	H: 0 LOB: 0 BB: 0 P: 10	1B: 6 2B: 2 3B: 0 HR: 1	SF: 0 SAC: 0 DP: 0 HBP: 0	WP: 0 PB: 0 SB: 1 CS: 0	PA: 34			
PITCHER	IP WLS BF H R ER SO BB IBB HBP BLK WP HR S P ERA WHIP	IP WLS BF H R ER SO BB IBB HBP BLK WP HR S P ERA WHIP	IP WLS BF H R ER SO BB IBB HBP BLK WP HR S P ERA WHIP	IP WLS BF H R ER SO BB IBB HBP BLK WP HR S P ERA WHIP	IP WLS BF H R ER SO BB IBB HBP BLK WP HR S P ERA WHIP	IP WLS BF H R ER SO BB IBB HBP BLK WP HR S P ERA WHIP	IP WLS BF H R ER SO BB IBB HBP BLK WP HR S P ERA WHIP	IP WLS BF H R ER SO BB IBB HBP BLK WP HR S P ERA WHIP	IP WLS BF H R ER SO BB IBB HBP BLK WP HR S P ERA WHIP	IP WLS BF H R ER SO BB IBB HBP BLK WP HR S P ERA WHIP	IP WLS BF H R ER SO BB IBB HBP BLK WP HR S P ERA WHIP	IP WLS BF H R ER SO BB IBB HBP BLK WP HR S P ERA WHIP	IP WLS BF H R ER SO BB IBB HBP BLK WP HR S P ERA WHIP	IP WLS BF H R ER SO BB IBB HBP BLK WP HR S P ERA WHIP	IP WLS BF H R ER SO BB IBB HBP BLK WP HR S P ERA WHIP	IP WLS BF H R ER SO BB IBB HBP BLK WP HR S P ERA WHIP	IP WLS BF H R ER SO BB IBB HBP BLK WP HR S P ERA WHIP	IP WLS BF H R ER SO BB IBB HBP BLK WP HR S P ERA WHIP	IP WLS BF H R ER SO BB IBB HBP BLK WP HR S P ERA WHIP	IP WLS BF H R ER SO BB IBB HBP BLK WP HR S P ERA WHIP	IP WLS BF H R ER SO BB IBB HBP BLK WP HR S P ERA WHIP	IP WLS BF H R ER SO BB IBB HBP BLK WP HR S P ERA WHIP	IP WLS BF H R ER SO BB IBB HBP BLK WP HR S P ERA WHIP	IP WLS BF H R ER SO BB IBB HBP BLK WP HR S P ERA WHIP	IP WLS BF H R ER SO BB IBB HBP BLK WP HR S P ERA WHIP

Toronto Blue Jays @ Cincinnati Reds
Great American Ball Park, Cincinnati, OH
Sun Jun 19 2011, 1:11 PM - 3:36 PM EDT
Att: 32,618 - Overcast - 73 F

AB	33
R	2
H	9
RBI	2
BB	1
SO	4
LOB	14



Batter	1	2	3	4	5	6	7	8	9	AB	R	H	RBI	BB	SO	LOB	TOP										
5 Yuliel Escobar, R OBP: 0.396, SLG: 0.425	G6-3		G6-3			G6-3			G6-3	4	0	1	0	0	0	0	Toronto Blue Jays @ Atlanta Braves Turner Field, Atlanta, GA Mon Jun 20 2011, 7:11 PM - 9:32 PM EDT Att: 22,937 - Clear - 90 F										
16 Corey Patterson, L OBP: 0.297, SLG: 0.402	K		G1-3			G6-3			K	4	0	0	0	0	2	2											
19 José Bautista, R OBP: 0.476, SLG: 0.657	G4-3					G6-3			K	4	0	0	0	0	2	2											
26 Adam Lind, L OBP: 0.369, SLG: 0.605		E3 9 1B				K			G6-3	4	0	0	0	0	2	2											
2 Aaron Hill, R OBP: 0.284, SLG: 0.344		K				K			G5-3	3	0	0	0	0	2	1											
9 J.P. Arencibia, R OBP: 0.282, SLG: 0.451						K			G6-3	3	0	1	0	0	1	0											
11 Rajai Davis, R OBP: 0.271, SLG: 0.353		P3				K			G6-3	3	0	0	0	0	1	2											
28 Jayson Nix, R OBP: 0.253, SLG: 0.321						G5-3			G4-3	2	0	0	0	0	0	2											
10 Edwin Encarnación, R OBP: 0.292, SLG: 0.370										1	0	0	0	0	0	0											
47 Luis Perez, L										0	0	0	0	0	0	0											
57 Shawn Camp, R										0	0	0	0	0	0	0											
24 Ricky Romero, R										2	0	0	0	0	1	0											
18 Mike McCoy, R OBP: 0.333, SLG: 0.313						K			5 1B BB	0	0	0	0	1	0	0											
Inning Stats	R: 0 E: 0 K: 1 S: 8	H: 0 LOB: 0 BB: 0 P: 13	R: 0 E: 1 K: 1 S: 11	H: 1 LOB: 2 BB: 0 P: 17	R: 0 E: 0 K: 0 S: 3	H: 0 LOB: 0 BB: 0 P: 4	R: 0 E: 0 K: 2 S: 9	H: 0 LOB: 0 BB: 0 P: 9	R: 0 E: 0 K: 2 S: 9	H: 0 LOB: 0 BB: 0 P: 13	R: 0 E: 0 K: 1 S: 8	H: 0 LOB: 0 BB: 0 P: 14	R: 0 E: 0 K: 1 S: 5	H: 0 LOB: 0 BB: 0 P: 7	R: 0 E: 0 K: 0 S: 8	H: 0 LOB: 0 BB: 0 P: 12	R: 0 E: 0 K: 3 S: 12	H: 1 LOB: 2 BB: 1 P: 22	1B: 2 2B: 0 3B: 0 HR: 0	SF: 0 SAC: 0 DP: 0 HBP: 0	WP: 0 PB: 0 CS: 0	PA: 31					
PITCHER	IP	WLS	BF	H	R	ER	SO	BB	IBB	HBP	BLK	WP	HR	S	P	ERA	WHIP										
15 Tim Hudson, R ERA: 3.73	8.0	W	28	2	0	0	8	1	0	0	0	0	0	63	96	0.00	0.375										
46 Craig Kimbrel, R ERA: 2.92	1.0	S	3	0	0	0	3	0	0	0	0	0	0	10	15	0.00	0.000										

AB	30
R	0
H	2
RBI	0
BB	1
SO	11
LOB	11



Batter	1	2	3	4	5	6	7	8	9	AB	R	H	RBI	BB	SO	LOB	BOTTOM											
1 Jordan Schafer, L OBP: 0.306, SLG: 0.299	2 CS 1B		B1-3			K			F8	4	0	1	0	0	1	0	Toronto Blue Jays @ Atlanta Braves Turner Field, Atlanta, GA Mon Jun 20 2011, 7:11 PM - 9:32 PM EDT Att: 22,937 - Clear - 90 F											
2 Alex Gonzalez, R OBP: 0.287, SLG: 0.382	G6-3		F7			26 G5-3 2B			22 FC3-6 BB	3	0	1	0	1	0	1												
22 Jason Heyward, L OBP: 0.317, SLG: 0.395						G3-1			FC3-6 26 S BB	4	0	1	0	0	2	2												
5 Freddie Freeman, L OBP: 0.335, SLG: 0.420						F9			K	3	0	0	0	0	2	2												
26 Dan Uggla, R OBP: 0.243, SLG: 0.324						8 BB 1B			F7	4	0	1	0	0	1	3												
8 David Ross, R OBP: 0.411, SLG: 0.551						BB			E6 13 G3 24 FC6-2 1B	2	0	1	0	1	0	0												
13 Nate McLouth, L OBP: 0.335, SLG: 0.337						F7			G3	2	0	0	0	1	0	3												
24 Diory Hernandez, R OBP: 0.212, SLG: 0.333						G6-3			FC6-2 15 HR	3	1	0	0	0	2	2												
15 Tim Hudson, R OBP: 0.133, SLG: 0.179						G1-3			HR	3	1	1	2	0	1	0												
46 Craig Kimbrel, R										0	0	0	0	0	0	0												
Inning Stats	R: 0 E: 0 K: 1 S: 12	H: 2 LOB: 1 BB: 0 P: 17	R: 0 E: 0 K: 1 S: 7	H: 0 LOB: 1 BB: 1 P: 16	R: 0 E: 0 K: 0 S: 7	H: 0 LOB: 0 BB: 0 P: 9	R: 0 E: 0 K: 0 S: 9	H: 1 LOB: 2 BB: 1 P: 18	R: 0 E: 0 K: 2 S: 10	H: 0 LOB: 0 BB: 0 P: 13	R: 0 E: 0 K: 0 S: 6	H: 1 LOB: 1 BB: 0 P: 16	R: 2 E: 1 K: 0 S: 9	H: 2 LOB: 0 BB: 0 P: 11	R: 0 E: 0 K: 1 S: 9	H: 0 LOB: 1 BB: 1 P: 18		1B: 3 2B: 2 3B: 0 HR: 1	SF: 0 SAC: 0 DP: 1 HBP: 1	WP: 0 PB: 0 CS: 1	PA: 32							
PITCHER	IP	WLS	BF	H	R	ER	SO	BB	IBB	HBP	BLK	WP	HR	S	P	ERA		WHIP										
24 Ricky Romero, L ERA: 2.98	7.0	L	28	6	2	2	4	2	0	1	0	0	0	60	100	2.57		1.143										
47 Luis Perez, L ERA: 3.6	0.2		3	0	0	0	1	1	0	0	0	0	0	6	13	0.00	1.500											
57 Shawn Camp, R ERA: 4.13	0.1		1	0	0	0	0	0	0	0	0	0	0	3	5	0.00	0.000											

AB	28
R	2
H	6
RBI	2
BB	3
SO	5
LOB	13



Batter	1	2	3	4	5	6	7	8	9	AB	R	H	RBI	BB	SO	LOB	TOP					
5 Yuliel Escobar, R OBP: 0.354, SLG: 0.426										4	0	1	0	0	1	0	Toronto Blue Jays @ Atlanta Braves Turner Field, Atlanta, GA Tue Jun 21 2011, 7:13 PM - 9:33 PM EDT Att: 26,849 - Partly Cloudy - 90 F					
16 Corey Patterson, L OBP: 0.297, SLG: 0.405										3	1	1	0	0	1	1						
20 Juan Rivera, R OBP: 0.313, SLG: 0.362										1	0	0	0	0	0	0						
19 José Bautista, R OBP: 0.470, SLG: 0.645										4	0	0	0	0	0	2						
26 Adam Lind, L OBP: 0.371, SLG: 0.603										4	0	2	1	0	0	0						
2 Aaron Hill, R OBP: 0.280, SLG: 0.338										4	0	0	0	0	1	2						
8 José Molina, R OBP: 0.383, SLG: 0.458										4	0	1	0	0	2	0						
11 Rajai Davis, R OBP: 0.267, SLG: 0.348										3	0	0	0	0	1	2						
18 Mike McCoy, R OBP: 0.333, SLG: 0.304										2	0	0	0	1	0	0						
56 Zach Stewart, R										2	0	0	0	0	2	3						
34 Marc Rzepczynski, L										0	0	0	0	0	0	0						
10 Edwin Encarnación, R OBP: 0.290, SLG: 0.388										1	0	0	0	0	0	0						
54 Jason Frasor, R										0	0	0	0	0	0	0						
29 Octavio Dotel, R										0	0	0	0	0	0	0						
Inning Stats	R: 1 H: 2 E: 0 K: 1 S: 8	H: 2 LOB: 1 BB: 0 P: 12	R: 0 H: 0 E: 0 K: 1 S: 6	H: 0 LOB: 0 BB: 0 P: 7	R: 0 H: 1 E: 0 K: 1 S: 10	H: 1 LOB: 1 BB: 0 P: 17	R: 0 H: 2 E: 0 K: 3 S: 13	H: 2 LOB: 3 BB: 1 P: 20	R: 0 H: 0 E: 0 K: 1 S: 9	H: 0 LOB: 0 BB: 0 P: 15	R: 0 H: 0 E: 0 K: 1 S: 10	H: 0 LOB: 0 BB: 0 P: 14	R: 0 H: 0 E: 0 K: 0 S: 8	H: 0 LOB: 0 BB: 0 P: 10	R: 0 H: 0 E: 0 K: 0 S: 6	H: 0 LOB: 0 BB: 0 P: 12	R: 0 H: 0 E: 0 K: 0 S: 5	H: 0 LOB: 0 BB: 0 P: 8	1B: 2 2B: 3 3B: 0 HR: 0	SF: 0 SAC: 0 DP: 0 HBP: 0	WP: 0 PB: 0 SB: 0 CS: 0	PA: 33
PITCHER	IP WLS BF H R ER SO BB IBB HBP BLK WP HR S P ERA WHIP	7.0 W 27 5 1 1 8 0 1 0 0 0 0 64 95 1.29 0.714	1.0 3 0 0 0 0 0 0 0 0 0 0 6 12 0.00 0.000	1.0 3 0 0 0 0 0 0 0 0 0 0 5 8 0.00 0.000																		

Batter	1	2	3	4	5	6	7	8	9	AB	R	H	RBI	BB	SO	LOB	BOTTOM					
1 Jordan Schafer, L OBP: 0.313, SLG: 0.300										3	1	1	0	1	0	1	Toronto Blue Jays @ Atlanta Braves Turner Field, Atlanta, GA Tue Jun 21 2011, 7:13 PM - 9:33 PM EDT Att: 26,849 - Partly Cloudy - 90 F					
22 Jason Heyward, L OBP: 0.321, SLG: 0.398										4	0	2	1	0	0	0						
10 Chipper Jones, S OBP: 0.359, SLG: 0.445										3	1	1	1	0	1	2						
16 Brian McCann, L OBP: 0.379, SLG: 0.510										3	1	2	2	1	0	0						
5 Freddie Freeman, L OBP: 0.337, SLG: 0.419										3	0	1	0	1	2	3						
26 Dan Uggla, R OBP: 0.240, SLG: 0.319										4	1	0	0	0	0	3						
2 Alex Gonzalez, R OBP: 0.290, SLG: 0.387										4	0	2	1	0	0	0						
13 Nate McLouth, L OBP: 0.333, SLG: 0.335										4	0	1	0	0	1	1						
36 Mike Minor, R OBP: 0.333, SLG: 0.455										3	1	1	0	0	2	1						
34 Eric O'Flaherty, L										0	0	0	0	0	0	0						
20 Eric Hinske, L OBP: 0.292, SLG: 0.437										1	0	0	0	0	1	1						
39 Jonny Venters, L										0	0	0	0	0	0	0						
Inning Stats	R: 1 H: 3 E: 0 K: 0 S: 14	H: 3 LOB: 2 BB: 1 P: 26	R: 0 H: 1 E: 0 K: 1 S: 10	H: 1 LOB: 1 BB: 0 P: 10	R: 3 H: 3 E: 0 K: 0 S: 12	H: 3 LOB: 1 BB: 1 P: 20	R: 1 H: 3 E: 0 K: 2 S: 14	H: 3 LOB: 3 BB: 1 P: 24	R: 0 H: 0 E: 0 K: 0 S: 8	H: 0 LOB: 0 BB: 0 P: 13	R: 0 H: 0 E: 0 K: 1 S: 7	H: 0 LOB: 0 BB: 0 P: 8	R: 0 H: 0 E: 0 K: 2 S: 9	H: 0 LOB: 0 BB: 0 P: 12	R: 0 H: 1 E: 0 K: 1 S: 13	H: 1 LOB: 1 BB: 0 P: 19	1B: 8 2B: 2 3B: 0 HR: 1	SF: 1 SAC: 0 DP: 0 HBP: 0	WP: 1 PB: 0 SB: 0 CS: 1	PA: 36		
PITCHER	IP WLS BF H R ER SO BB IBB HBP BLK WP HR S P ERA WHIP	3.2 L 22 2 1 0 0 2 2 0 0 0 0 47 77 12.27 3.273	2.1 7 0 0 0 2 0 0 0 0 0 0 18 24 0.00 0.000	1.0 3 0 0 0 2 0 0 0 0 0 0 9 12 0.00 0.000	1.0 4 1 0 0 1 0 0 0 0 0 0 13 19 0.00 1.000																	



Batter	1	2	3	4	5	6	7	8	9	AB	R	H	RBI	BB	SO	LOB	TOP					
5 Yuliel Escobar, R OBP: 0.353, SLG: 0.424	0-2 16 S 1B		1-0 F9		3-2 P3			1-0 G5-3		4	0	1	0	0	0	0	Toronto Blue Jays @ Atlanta Braves Turner Field, Atlanta, GA Wed Jun 22 2011, 1:09 PM - 3:47 PM EDT Att: 23,152 - Partly Cloudy - 88 F					
16 Corey Patterson, L OBP: 0.294, SLG: 0.400	2-3 K		0-3 K		1-3 K			0-1 26 G3 19 BB 1B		3	0	0	0	0	3	1						
11 Rajai Davis, R OBP: 0.271, SLG: 0.351	1-2 K									1	0	1	0	0	0	0						
19 José Bautista, R OBP: 0.470, SLG: 0.654	2-3 K		1-0 HR				1-1 P6	4-2 26 G3 BB		3	1	1	1	1	1	1						
26 Adam Lind, L OBP: 0.369, SLG: 0.594	1-3 K		1-3 K			4-1 20 G5-4-3 BB		0-0 G3		3	0	0	0	1	2	3						
20 Juan Rivera, R OBP: 0.316, SLG: 0.362		1-2 2 WP 1B		0-1 P4		3-1 G5-4-3 BB		4-2 BB		3	0	1	0	1	0	1						
9 J.P. Arencibia, R OBP: 0.281, SLG: 0.447	0-0 F8		1-3 K			2-2 10 L1-4-3 1B		1-3 K		4	0	1	0	0	2	4						
2 Aaron Hill, R OBP: 0.283, SLG: 0.338		4-1 BB		3-2 1B			3-1 L7		2-2 F8	3	0	1	0	1	0	1						
28 Jayson Nix, R OBP: 0.250, SLG: 0.316		2-3 K		2-3 K			0-2 L1-4-3		2-2 F9	2	0	0	0	0	2	3						
10 Edwin Encarnación, R OBP: 0.287, SLG: 0.384		1-3 K		1-3 K			1-2 K		2-2 P4	2	0	0	0	0	0	1						
37 Jo-Jo Reyes, L OBP: 0.267, SLG: 0.290		1-3 K		1-3 K				1-2 P4		2	0	0	0	0	2	2						
57 Shawn Camp, R ERA: 4.05										0	0	0	0	0	0	0						
8 José Molina, R OBP: 0.370, SLG: 0.452										0	0	0	0	0	1	1						
60 Jon Rauch, R ERA: 4.35										0	0	0	0	0	0	0						
47 Luis Perez, L ERA: 3.83										0	0	0	0	0	0	0						
6 John McDonald, R OBP: 0.250, SLG: 0.330										1	0	0	0	0	0	0						
Inning Stats	R: 0 E: 0 K: 3 S: 14	H: 1 LOB: 1 BB: 0 P: 19	R: 0 E: 0 K: 2 S: 11	H: 1 LOB: 2 BB: 1 P: 19	R: 1 E: 0 K: 2 S: 9	H: 1 LOB: 0 BB: 0 P: 12	R: 0 E: 0 K: 2 S: 12	H: 1 LOB: 1 BB: 0 P: 18	R: 0 E: 0 K: 0 S: 10	H: 0 LOB: 0 BB: 0 P: 15	R: 0 E: 0 K: 0 S: 5	H: 0 LOB: 0 BB: 0 P: 13	R: 0 E: 0 K: 1 S: 13	H: 1 LOB: 1 BB: 0 P: 19	R: 0 E: 0 K: 1 S: 12	H: 1 LOB: 3 BB: 2 P: 22	R: 0 E: 0 K: 0 S: 10	H: 0 LOB: 0 BB: 0 P: 15	1B: 5 2B: 0 3B: 0 HR: 1	SF: 0 SAC: 0 DP: 1 HBP: 0	WP: 1 PB: 0 SB: 1 CS: 0	PA: 36
PITCHER	IP WLS BF H R ER SO BB IBB HBP BLK WP HR S P ERA WHIP	6.0 W 23 4 1 1 11 2 0 0 0 1 1 61 96 1.50 1.000	7.1 H 4 1 0 0 1 0 0 0 0 0 13 19 0.00 1.000	8.1 H 6 1 0 0 1 2 0 0 0 0 0 12 22 0.00 3.000	9.1 H 3 0 0 0 0 0 0 0 0 0 10 15 0.00 0.000	PITCHER										IP WLS BF H R ER SO BB IBB HBP BLK WP HR S P ERA WHIP						
37 Brandon Beachy, R ERA: 3.22	6.0 W 23 4 1 1 11 2 0 0 0 1 1 61 96 1.50 1.000	7.1 H 4 1 0 0 1 0 0 0 0 0 13 19 0.00 1.000	8.1 H 6 1 0 0 1 2 0 0 0 0 0 12 22 0.00 3.000	9.1 H 3 0 0 0 0 0 0 0 0 0 10 15 0.00 0.000	PITCHER										IP WLS BF H R ER SO BB IBB HBP BLK WP HR S P ERA WHIP							
19 Scott Linebrink, R ERA: 3.55																	Toronto Blue Jays @ Atlanta Braves Turner Field, Atlanta, GA Wed Jun 22 2011, 1:09 PM - 3:47 PM EDT Att: 23,152 - Partly Cloudy - 88 F					
39 Jonny Venters, L ERA: 0.57																						
46 Craig Kimbrel, R ERA: 2.84																						
1 Jordan Schafer, L OBP: 0.310, SLG: 0.308	1-1 2B	2-2 L3			1-2 L8			2-2 F9		4	0	1	0	0	0	1						
22 Jason Heyward, L OBP: 0.325, SLG: 0.393	1-3 K		4-1 16 WP 16 HR BB		4-0 BB			1-3 K		2	1	0	0	2	2	1						
10 Chipper Jones, S OBP: 0.354, SLG: 0.438	1-0 P4		0-1 F8		1-0 F9			2-2 G5-3		4	0	0	0	0	0	3						
16 Brian McCann, L OBP: 0.380, SLG: 0.523	0-1 G1-3		2-1 HR		0-1 B1-3			1-1 1B		4	1	2	2	0	2							
5 Freddie Freeman, L OBP: 0.336, SLG: 0.416		3-2 26 HR 1B	3-1 G5-3				3-3 K	2-1 F7		4	1	1	0	0	1	1						
26 Dan Uggla, R OBP: 0.240, SLG: 0.329		1-2 HR	1-1 G5-3				0-3 K	0-3 K		4	1	1	2	0	2	1						
13 Nate McLouth, L OBP: 0.328, SLG: 0.330		1-2 G4-3		1-2 P6			0-0 G3			3	0	0	0	0	0	0						
28 Julio Lugo, R OBP: 0.333, SLG: 0.333		0-1 37 SH2-3 1B		0-0 G5-3				1-2 G4-3		3	0	1	0	0	0	0						
37 Brandon Beachy, R ERA: 3.22																						
19 Scott Linebrink, R ERA: 3.55																						
7 Brooks Conrad, S OBP: 0.375, SLG: 0.511																						
39 Jonny Venters, L ERA: 0.57																						
46 Craig Kimbrel, R ERA: 2.84																						
Inning Stats	R: 0 E: 0 K: 1 S: 9	H: 1 LOB: 1 BB: 0 P: 12	R: 2 E: 0 K: 0 S: 17	H: 3 LOB: 1 BB: 0 P: 24	R: 2 E: 0 K: 0 S: 9	H: 1 LOB: 0 BB: 1 P: 19	R: 0 E: 0 K: 0 S: 7	H: 0 LOB: 0 BB: 0 P: 9	R: 0 E: 0 K: 0 S: 8	H: 0 LOB: 1 BB: 1 P: 14	R: 0 E: 0 K: 2 S: 8	H: 0 LOB: 0 BB: 0 P: 11	R: 1 E: 0 K: 1 S: 15	H: 1 LOB: 0 BB: 0 P: 22	R: 0 E: 0 K: 1 S: 10	H: 1 LOB: 1 BB: 0 P: 15	1B: 3 2B: 1 3B: 0 HR: 3	SF: 0 SAC: 1 DP: 0 HBP: 0	WP: 1 PB: 0 SB: 0 CS: 0	PA: 33		
PITCHER	IP WLS BF H R ER SO BB IBB HBP BLK WP HR S P ERA WHIP	5.1 L 23 5 4 4 2 2 0 0 0 0 1 5 5 0.00 0.000	4.0 R 4 1 1 1 1 0 0 0 0 0 1 15 22 9.00 1.000	4.0 R 4 1 1 1 1 0 0 0 0 0 1 15 22 9.00 1.000	4.0 R 4 1 1 1 1 0 0 0 0 0 1 15 22 9.00 1.000	PITCHER										IP WLS BF H R ER SO BB IBB HBP BLK WP HR S P ERA WHIP						
37 Jo-Jo Reyes, L ERA: 4.34	5.1 L 23 5 4 4 2 2 0 0 0 0 1 5 5 0.00 0.000	4.0 R 4 1 1 1 1 0 0 0 0 0 1 15 22 9.00 1.000	4.0 R 4 1 1 1 1 0 0 0 0 0 1 15 22 9.00 1.000	4.0 R 4 1 1 1 1 0 0 0 0 0 1 15 22 9.00 1.000	PITCHER										IP WLS BF H R ER SO BB IBB HBP BLK WP HR S P ERA WHIP							
57 Shawn Camp, R ERA: 4.05																	Toronto Blue Jays @ Atlanta Braves Turner Field, Atlanta, GA Wed Jun 22 2011, 1:09 PM - 3:47 PM EDT Att: 23,152 - Partly Cloudy - 88 F					
60 Jon Rauch, R ERA: 4.35																						
47 Luis Perez, L ERA: 3.83																						
37 Brandon Beachy, R ERA: 3.22																						
19 Scott Linebrink, R ERA: 3.55																						
7 Brooks Conrad, S OBP: 0.375, SLG: 0.511																						
39 Jonny Venters, L ERA: 0.57																						
46 Craig Kimbrel, R ERA: 2.84																						
Inning Stats	R: 0 E: 0 K: 1 S: 9	H: 1 LOB: 1 BB: 0 P: 12	R: 2 E: 0 K: 0 S: 17	H: 3 LOB: 1 BB: 0 P: 24	R: 2 E: 0 K: 0 S: 9	H: 1 LOB: 0 BB: 1 P: 19	R: 0 E: 0 K: 0 S: 7	H: 0 LOB: 0 BB: 0 P: 9	R: 0 E: 0 K: 0 S: 8	H: 0 LOB: 1 BB: 1 P: 14	R: 0 E: 0 K: 2 S: 8	H: 0 LOB: 0 BB: 0 P: 11	R: 1 E: 0 K: 1 S: 15	H: 1 LOB: 0 BB: 0 P: 22	R: 0 E: 0 K: 1 S: 10	H: 1 LOB: 1 BB: 0 P: 15		1B: 3 2B: 1 3B: 0 HR: 3	SF: 0 SAC: 1 DP: 0 HBP: 0	WP: 1 PB: 0 SB: 0 CS: 0	PA: 33	
PITCHER	IP WLS BF H R ER SO BB IBB HBP BLK WP HR S P ERA WHIP	5.1 L 23 5 4 4 2 2 0 0 0 0 1 5 5 0.00 0.000	4.0 R 4 1 1 1 1 0 0 0 0 0 1 15 22 9.00 1.000	4.0 R 4 1 1 1 1 0 0 0 0 0 1 15 22 9.00 1.000	4.0 R 4 1 1 1 1 0 0 0 0 0 1 15 22 9.00 1.000	PITCHER										IP WLS BF H R ER SO BB IBB HBP BLK WP HR S P ERA WHIP						
37 Jo-Jo Reyes, L ERA: 4.34	5.1 L 23 5 4 4 2 2 0 0 0 0 1 5 5 0.00 0.000	4.0 R 4 1 1 1 1 0 0 0 0 0 1 15 22 9.00 1.000	4.0 R 4 1 1 1 1 0 0 0 0 0 1 15 22 9.00 1.000	4.0 R 4 1 1 1 1 0 0 0 0 0 1 15 22 9.00 1.000	PITCHER										IP WLS BF H R ER SO BB IBB HBP BLK WP HR S P ERA WHIP							
57 Shawn Camp, R ERA: 4.05																	Toronto Blue Jays @ Atlanta Braves Turner Field, Atlanta, GA Wed Jun 22 2011, 1:09 PM - 3:47 PM EDT Att: 23,152 - Partly Cloudy - 88 F					
60 Jon Rauch, R ERA: 4.35																						
47 Luis Perez, L ERA: 3.83																						
37 Brandon Beachy, R ERA: 3.22																						
19 Scott Linebrink, R ERA: 3.55																						
7 Brooks Conrad, S OBP: 0.375, SLG: 0.511																						
39 Jonny Venters, L ERA: 0.57																						
46 Craig Kimbrel, R ERA: 2.84																						
Inning Stats	R: 0 E: 0 K: 1 S: 9	H: 1 LOB: 1 BB: 0 P: 12	R: 2 E: 0 K: 0 S: 17	H: 3 LOB: 1 BB: 0 P: 24	R: 2 E: 0 K: 0 S: 9	H: 1 LOB: 0 BB: 1 P: 19	R: 0 E: 0 K: 0 S: 7	H: 0 LOB: 0 BB: 0 P: 9	R: 0 E: 0 K: 0 S: 8	H: 0 LOB: 1 BB: 1 P: 14	R: 0 E: 0 K: 2 S: 8	H: 0 LOB: 0 BB: 0 P: 11	R: 1 E: 0 K: 1 S: 15	H: 1 LOB: 0 BB: 0 P: 22	R: 0 E: 0 K: 1 S: 10	H: 1 LOB: 1 BB: 0 P: 15		1B: 3 2B: 1 3B: 0 HR: 3	SF: 0 SAC: 1 DP: 0 HBP: 0	WP: 1 PB: 0 SB: 0 CS: 0	PA: 33	
PITCHER	IP WLS BF H R ER SO BB IBB HBP BLK WP HR S P ERA WHIP	5.1 L 23 5 4 4 2 2 0 0 0 0 1 5 5 0.00 0.000	4.0 R 4 1 1 1 1 0 0 0 0 0 1 15 22 9.00 1.000	4.0 R 4 1 1 1 1 0 0 0 0 0 1 15 22 9.00 1.000	4.0 R 4 1 1 1 1 0 0 0 0 0 1 15 22 9.00 1.000	PITCHER										IP WLS BF H R ER SO BB IBB HBP BLK WP HR S P ERA WHIP						
37 Jo-Jo Reyes, L ERA: 4.34	5.1 L 23 5 4 4 2 2 0 0 0 0 1 5 5 0.00 0.000	4.0 R 4 1 1 1 1 0 0 0 0 0 1 15 22 9.00 1.000	4.0 R 4 1 1 1 1 0 0 0 0 0 1 15 22 9.00 1.000	4.0 R 4 1 1 1 1 0 0 0 0 0 1 15 22 9.00 1.000	PITCHER										IP WLS BF H R ER SO BB IBB HBP BLK WP HR S P ERA WHIP							

Batter	1	2	3	4	5	6	7	8	9	AB	R	H	RBI	BB	SO	LOB	TOP								
5 Yuliel Escobar, R OBP: 0.350, SLG: 0.420										5	0	1	0	0	0	2									
14 Eric Thames, L OBP: 0.365, SLG: 0.426										5	2	2	0	0	1	1									
19 José Bautista, R OBP: 0.472, SLG: 0.668										4	3	2	1	1	0	1									
26 Adam Lind, L OBP: 0.365, SLG: 0.584										5	0	1	2	0	0	2									
2 Aaron Hill, R OBP: 0.286, SLG: 0.339										5	0	2	2	0	1	1									
8 José Molina, R OBP: 0.394, SLG: 0.460										3	0	2	0	1	0	0									
28 Jayson Nix, R OBP: 0.250, SLG: 0.316										4	0	1	0	0	2	6									
9 J.P. Arencibia, R OBP: 0.281, SLG: 0.447										3	0	0	0	0	2	4									
10 Edwin Encarnación, R OBP: 0.296, SLG: 0.367										1	0	1	0	0	0	0									
6 John McDonald, R OBP: 0.250, SLG: 0.300										3	0	0	0	0	1	1									
11 Rajai Davis, R OBP: 0.287, SLG: 0.346										1	0	0	0	0	0	0									
16 Corey Patterson, L OBP: 0.236, SLG: 0.402										3	0	0	0	0	2	4									
23 Brandon Morrow, R OBP: 0.315, SLG: 0.360										3	0	0	0	0	1	1									
20 Juan Rivera, R OBP: 0.315, SLG: 0.360										1	0	0	0	0	0	2									
54 Jason Frasor, R OBP: 0.281, SLG: 0.447										0	0	0	0	0	0	0									
50 Frank Francisco, R OBP: 0.281, SLG: 0.447										0	0	0	0	0	0	0									
Inning Stats	R: 2 H: 4 E: 0 K: 0 S: 22	H: 4 LOB: 2 BB: 0 P: 36	R: 0 H: 0 E: 0 K: 1 S: 8	H: 0 LOB: 0 BB: 0 P: 13	R: 0 H: 1 E: 0 K: 1 S: 9	H: 1 LOB: 1 BB: 0 P: 16	R: 0 H: 1 E: 0 K: 1 S: 10	H: 1 LOB: 1 BB: 0 P: 16	R: 2 H: 4 E: 0 K: 2 S: 19	H: 4 LOB: 3 BB: 1 P: 29	R: 0 H: 0 E: 0 K: 1 S: 12	H: 0 LOB: 0 BB: 0 P: 15	R: 0 H: 0 E: 0 K: 1 S: 7	H: 0 LOB: 0 BB: 0 P: 11	R: 0 H: 1 E: 0 K: 1 S: 15	H: 1 LOB: 3 BB: 1 P: 25	R: 1 H: 1 E: 0 K: 0 S: 11	H: 1 LOB: 0 BB: 0 P: 16	1B: 7 2B: 4 3B: 0 HR: 1	SF: 0 SAC: 0 DP: 0 HBP: 0	WP: 0 PB: 0 SB: 1 CS: 1	PA: 41			
PITCHER	IP WLS BF H R ER SO BB IBB HBP BLK WP HR S P ERA WHIP	IP WLS BF H R ER SO BB IBB HBP BLK WP HR S P ERA WHIP	IP WLS BF H R ER SO BB IBB HBP BLK WP HR S P ERA WHIP	IP WLS BF H R ER SO BB IBB HBP BLK WP HR S P ERA WHIP	IP WLS BF H R ER SO BB IBB HBP BLK WP HR S P ERA WHIP	IP WLS BF H R ER SO BB IBB HBP BLK WP HR S P ERA WHIP	IP WLS BF H R ER SO BB IBB HBP BLK WP HR S P ERA WHIP	IP WLS BF H R ER SO BB IBB HBP BLK WP HR S P ERA WHIP	IP WLS BF H R ER SO BB IBB HBP BLK WP HR S P ERA WHIP	IP WLS BF H R ER SO BB IBB HBP BLK WP HR S P ERA WHIP	IP WLS BF H R ER SO BB IBB HBP BLK WP HR S P ERA WHIP	IP WLS BF H R ER SO BB IBB HBP BLK WP HR S P ERA WHIP	IP WLS BF H R ER SO BB IBB HBP BLK WP HR S P ERA WHIP	IP WLS BF H R ER SO BB IBB HBP BLK WP HR S P ERA WHIP	IP WLS BF H R ER SO BB IBB HBP BLK WP HR S P ERA WHIP	IP WLS BF H R ER SO BB IBB HBP BLK WP HR S P ERA WHIP	IP WLS BF H R ER SO BB IBB HBP BLK WP HR S P ERA WHIP	IP WLS BF H R ER SO BB IBB HBP BLK WP HR S P ERA WHIP	IP WLS BF H R ER SO BB IBB HBP BLK WP HR S P ERA WHIP	IP WLS BF H R ER SO BB IBB HBP BLK WP HR S P ERA WHIP	IP WLS BF H R ER SO BB IBB HBP BLK WP HR S P ERA WHIP	IP WLS BF H R ER SO BB IBB HBP BLK WP HR S P ERA WHIP	IP WLS BF H R ER SO BB IBB HBP BLK WP HR S P ERA WHIP	IP WLS BF H R ER SO BB IBB HBP BLK WP HR S P ERA WHIP	IP WLS BF H R ER SO BB IBB HBP BLK WP HR S P ERA WHIP

Toronto Blue Jays @ St. Louis Cardinals
 Busch Stadium, St. Louis, MO
 Fri Jun 24, 2011, 7:16 PM - 10:21 PM CDT
 Att: 37,724 - Clear - 81 F

AB	39
R	5
H	12
RBI	5
BB	2
SO	7
LOB	20



Batter	1	2	3	4	5	6	7	8	9	AB	R	H	RBI	BB	SO	LOB	BOTTOM								
Ryan Theriot, R OBP: 0.349, SLG: 0.356										3	0	0	0	0	0	0									
19 Jon Jay, L OBP: 0.349, SLG: 0.435										3	1	1	1	0	1	0									
7 Matt Holliday, R OBP: 0.444, SLG: 0.575										4	1	2	2	0	1	0									
12 Lance Berkman, S OBP: 0.411, SLG: 0.594										4	0	0	0	0	3	1									
28 Colby Rasmus, L OBP: 0.343, SLG: 0.418										4	1	1	1	0	1	0									
55 Skip Schumaker, L OBP: 0.292, SLG: 0.348										4	0	1	0	0	2	0									
4 Yadier Molina, R OBP: 0.344, SLG: 0.429										3	0	0	0	0	0	1									
35 Jake Westbrook, R OBP: 0.154, SLG: 0.200										1	0	0	0	0	1	1									
41 Mitchell Boggs, R OBP: 0.194, SLG: 0.233										0	0	0	0	0	0	0									
38 Mark Hamilton, L OBP: 0.194, SLG: 0.233										1	0	0	0	0	1	0									
62 Lance Lynn, S OBP: 0.194, SLG: 0.233										1	0	0	0	0	0	0									
59 Fernando Salas, R OBP: 0.310, SLG: 0.353										2	1	0	0	1	1	0									
33 Daniel Descalso, L OBP: 0.310, SLG: 0.353										2	1	0	0	1	1	0									
Inning Stats	R: 0 H: 0 E: 0 K: 1 S: 6	H: 2 LOB: 1 BB: 0 P: 10	R: 1 H: 2 E: 0 K: 2 S: 12	H: 2 LOB: 1 BB: 0 P: 16	R: 1 H: 1 E: 0 K: 1 S: 10	H: 1 LOB: 1 BB: 1 P: 19	R: 0 H: 0 E: 0 K: 2 S: 9	H: 0 LOB: 0 BB: 0 P: 12	R: 0 H: 0 E: 0 K: 2 S: 9	H: 0 LOB: 0 BB: 0 P: 13	R: 2 H: 2 E: 0 K: 1 S: 13	H: 2 LOB: 0 BB: 0 P: 20	R: 0 H: 0 E: 0 K: 0 S: 10	H: 0 LOB: 0 BB: 0 P: 15	R: 0 H: 0 E: 0 K: 1 S: 9	H: 0 LOB: 0 BB: 0 P: 14	R: 0 H: 0 E: 0 K: 1 S: 7	H: 0 LOB: 0 BB: 0 P: 10	1B: 1 2B: 2 3B: 0 HR: 2	SF: 1 SAC: 1 DP: 0 HBP: 0	WP: 0 PB: 1 SB: 0 CS: 0	PA: 33			
PITCHER	IP WLS BF H R ER SO BB IBB HBP BLK WP HR S P ERA WHIP	IP WLS BF H R ER SO BB IBB HBP BLK WP HR S P ERA WHIP	IP WLS BF H R ER SO BB IBB HBP BLK WP HR S P ERA WHIP	IP WLS BF H R ER SO BB IBB HBP BLK WP HR S P ERA WHIP	IP WLS BF H R ER SO BB IBB HBP BLK WP HR S P ERA WHIP	IP WLS BF H R ER SO BB IBB HBP BLK WP HR S P ERA WHIP	IP WLS BF H R ER SO BB IBB HBP BLK WP HR S P ERA WHIP	IP WLS BF H R ER SO BB IBB HBP BLK WP HR S P ERA WHIP	IP WLS BF H R ER SO BB IBB HBP BLK WP HR S P ERA WHIP	IP WLS BF H R ER SO BB IBB HBP BLK WP HR S P ERA WHIP	IP WLS BF H R ER SO BB IBB HBP BLK WP HR S P ERA WHIP	IP WLS BF H R ER SO BB IBB HBP BLK WP HR S P ERA WHIP	IP WLS BF H R ER SO BB IBB HBP BLK WP HR S P ERA WHIP	IP WLS BF H R ER SO BB IBB HBP BLK WP HR S P ERA WHIP	IP WLS BF H R ER SO BB IBB HBP BLK WP HR S P ERA WHIP	IP WLS BF H R ER SO BB IBB HBP BLK WP HR S P ERA WHIP	IP WLS BF H R ER SO BB IBB HBP BLK WP HR S P ERA WHIP	IP WLS BF H R ER SO BB IBB HBP BLK WP HR S P ERA WHIP	IP WLS BF H R ER SO BB IBB HBP BLK WP HR S P ERA WHIP	IP WLS BF H R ER SO BB IBB HBP BLK WP HR S P ERA WHIP	IP WLS BF H R ER SO BB IBB HBP BLK WP HR S P ERA WHIP	IP WLS BF H R ER SO BB IBB HBP BLK WP HR S P ERA WHIP	IP WLS BF H R ER SO BB IBB HBP BLK WP HR S P ERA WHIP	IP WLS BF H R ER SO BB IBB HBP BLK WP HR S P ERA WHIP	IP WLS BF H R ER SO BB IBB HBP BLK WP HR S P ERA WHIP

Toronto Blue Jays @ St. Louis Cardinals
 Busch Stadium, St. Louis, MO
 Fri Jun 24, 2011, 7:16 PM - 10:21 PM CDT
 Att: 37,724 - Clear - 81 F

AB	30
R	4
H	5
RBI	4
BB	1
SO	11
LOB	3



Batter	1	2	3	4	5	6	7	8	9	AB	R	H	RBI	BB	SO	LOB	TOP		
5 Yuliel Escobar, R OBP: 0.348, SLG: 0.414	G6-3		G1-3		G6-3		G6-3		F9	4	1	0	0	1	0	0	Toronto Blue Jays @ St. Louis Cardinals Busch Stadium, St. Louis, MO Sat Jun 25 2011, 6:16 PM - 8:50 PM CDT Att: 40,289 - Cloudy - 77 F		
2 Aaron Hill, R OBP: 0.293, SLG: 0.343	BB		G4-3		1B		1B			3	0	2	0	1	0	2			
19 José Bautista, R OBP: 0.473, SLG: 0.664	1B		IBB		F9		G5-4-3			3	1	1	0	1	0	2			
26 Adam Lind, L OBP: 0.359, SLG: 0.575	K		SF8		G3		P5			3	0	0	1	0	1	3			
9 J.P. Arencibia, R OBP: 0.276, SLG: 0.439	F7		E5		K		G4-3			4	1	0	0	0	1	4			
20 Juan Rivera, R OBP: 0.314, SLG: 0.371	F9		HR		G6-3		G6-3			4	1	1	3	0	0	0			
50 Frank Francisco, R										0	0	0	0	0	0	0			
10 Edwin Encarnación, R OBP: 0.291, SLG: 0.391	F8		F8		F9		HR			4	1	2	1	0	0	0			
11 Rajai Davis, R OBP: 0.262, SLG: 0.340	G5-3		G5-3		F9		G6-3			4	0	0	0	0	0	1			
33 Carlos Villanueva, R										2	1	0	0	1	2	1			
60 Jon Rauch, R										0	0	0	0	0	0	0			
34 Marc Rzepczynski, L										0	0	0	0	0	0	0			
16 Corey Patterson, L										1	0	0	0	0	1	0			
Inning Stats	R: 0 H: 1 E: 0 K: 1 S: 11	H: 1 LOB: 2 BB: 1 P: 18	R: 0 H: 0 E: 0 K: 0 S: 6	H: 0 LOB: 0 BB: 0 P: 9	R: 5 H: 1 E: 1 K: 0 S: 9	H: 1 LOB: 0 BB: 3 P: 24	R: 0 H: 0 E: 0 K: 1 S: 7	H: 0 LOB: 0 BB: 0 P: 11	R: 0 H: 1 E: 0 K: 1 S: 9	H: 1 LOB: 1 BB: 0 P: 13	R: 0 H: 1 E: 0 K: 0 S: 4	H: 0 LOB: 0 BB: 0 P: 8	R: 0 H: 0 E: 0 K: 0 S: 5	H: 0 LOB: 0 BB: 0 P: 6	R: 1 H: 1 E: 0 K: 1 S: 8	H: 1 LOB: 0 BB: 0 P: 10	1B: 3 2B: 1 3B: 0 HR: 2	SF: 1 SAC: 0 DP: 1 HBP: 0	WP: 0 PA: 37 PB: 0 SB: 0 CS: 0
PITCHER	IP WLS BF H R ER SO BB IBB HBP BLK WP HR S P ERA WHIP																		
54 Jaime García, L ERA: 3.06	(1, 1)	7.0	L	30	5	5	1	4	3	1	0	0	0	0	1	54	95	1.29	1.143
31 Ryan Franklin, R ERA: 7.9	(8, 1)	2.0		7	1	1	1	1	0	0	0	0	0	0	1	13	16	4.50	0.500

Batter	1	2	3	4	5	6	7	8	9	AB	R	H	RBI	BB	SO	LOB	BOTTOM		
Ryan Theriot, R OBP: 0.350, SLG: 0.357	1B		F9		F8				G1-4-3	5	1	2	0	0	0	3	Toronto Blue Jays @ St. Louis Cardinals Busch Stadium, St. Louis, MO Sat Jun 25 2011, 6:16 PM - 8:50 PM CDT Att: 40,289 - Cloudy - 77 F		
19 Jon Jay, L OBP: 0.357, SLG: 0.439	1B		G6-4-3		K2-3					3	1	2	0	0	1	1			
7 Matt Holliday, R OBP: 0.436, SLG: 0.562	1B		G6-4-3		L8					4	0	0	0	0	1	4			
47 Pete Kozma, R OBP: 0.300, SLG: 0.235	1B		L7		P4					4	0	0	0	0	0	0			
12 Lance Berkman, S OBP: 0.405, SLG: 0.583										4	0	0	0	0	0	3			
28 Colby Rasmus, L OBP: 0.345, SLG: 0.421	G5-3		G5-3		F8					3	1	1	0	1	0	0			
4 Yadier Molina, R OBP: 0.342, SLG: 0.426	F8		BB		1B					4	0	1	1	0	1	1			
33 Daniel Descalso, L OBP: 0.313, SLG: 0.356	P5		K2-3							4	0	2	0	0	1	2			
54 Jaime García, L OBP: 0.088, SLG: 0.061										2	0	0	0	0	1	0			
38 Mark Hamilton, L OBP: 0.188, SLG: 0.226										1	0	0	0	0	0	1			
31 Ryan Franklin, R										0	0	0	0	0	0	0			
64 Andrew Brown, R OBP: 0.167, SLG: 0.167										1	0	0	0	0	1	2			
55 Skip Schumaker, L OBP: 0.291, SLG: 0.345	G4-3		G4-3		1B					4	0	1	0	0	0	2			
Inning Stats	R: 1 H: 2 E: 0 K: 0 S: 9	H: 2 LOB: 0 BB: 0 P: 16	R: 0 H: 0 E: 0 K: 0 S: 7	H: 0 LOB: 0 BB: 0 P: 10	R: 0 H: 0 E: 0 K: 1 S: 10	H: 0 LOB: 0 BB: 0 P: 16	R: 1 H: 2 E: 0 K: 1 S: 15	H: 2 LOB: 1 BB: 1 P: 26	R: 0 H: 1 E: 0 K: 1 S: 12	H: 1 LOB: 1 BB: 0 P: 16	R: 0 H: 0 E: 0 K: 0 S: 8	H: 0 LOB: 0 BB: 0 P: 12	R: 0 H: 1 E: 0 K: 1 S: 6	H: 1 LOB: 1 BB: 0 P: 8	R: 0 H: 1 E: 0 K: 1 S: 6	H: 2 LOB: 2 BB: 0 P: 22	1B: 8 2B: 1 3B: 0 HR: 0	SF: 0 SAC: 0 DP: 2 HBP: 1	WP: 0 PA: 37 PB: 0 SB: 0 CS: 0
PITCHER	IP WLS BF H R ER SO BB IBB HBP BLK WP HR S P ERA WHIP																		
33 Carlos Villanueva, R ERA: 3.15	(1, 1)	6.0	W	23	5	2	2	3	1	0	0	0	0	0	0	61	96	3.00	1.000
60 Jon Rauch, R ERA: 4.15	(7, 1)	1.1	H	7	2	0	0	1	0	0	0	1	0	0	12	15	0.00	1.500	
34 Marc Rzepczynski, L ERA: 3.15	(8, 1)	0.2	H	1	0	0	0	0	0	0	0	1	1	0	1	0.00	0.000		
50 Frank Francisco, R ERA: 4.5	(9, 1)	1.0		6	2	1	0	2	0	0	0	17	22	0.00	2.000				



Batter	1	2	3	4	5	6	7	8	9	AB	R	H	RBI	BB	SO	LOB	TOP			
5 Yuliel Escobar, R (1, 6) OBP: 0.391, SLG: 0.416										4	0	1	0	0	1	0	<p>Toronto Blue Jays @ Detroit Tigers Comerica Park, Detroit, MI Mon Jun 27 2011, 6:09 PM - 9:08 PM EDT Att: 25,181 - Partly Cloudy - 79 F</p>			
14 Eric Thames, L (1, 7) OBP: 0.357, SLG: 0.431										4	1	1	0	0	3	1				
19 José Bautista, R (1, 9) OBP: 0.469, SLG: 0.656										4	0	2	1	0	1	0				
26 Adam Lind, L (1, 3)										3	1	1	1	1	0	1				
2 Aaron Hill, R (1, 4) OBP: 0.291, SLG: 0.339										4	0	1	0	0	1	3				
16 Corey Patterson, L (1, 10) OBP: 0.297, SLG: 0.394										4	0	1	0	0	0	2				
8 José Molina, R (1, 2) OBP: 0.248, SLG: 0.297										3	0	1	0	0	2	1				
6 John McDonald, R (0, PR) OBP: 0.248, SLG: 0.297										0	0	0	0	0	0	0				
28 Jayson Nix, R (1, 5) OBP: 0.245, SLG: 0.309										3	0	0	0	0	2	1				
20 Juan Rivera, R (0, PH) OBP: 0.315, SLG: 0.376										1	0	0	0	0	0	2				
11 Rajai Davis, R (1, 8) OBP: 0.258, SLG: 0.333										3	0	0	0	0	0	1				
Inning Stats	R: 0 E: 0 K: 3 S: 10	H: 0 LOB: 0 BB: 0 P: 14	R: 0 E: 0 K: 1 S: 9	H: 1 LOB: 1 BB: 0 P: 13	R: 0 E: 0 K: 0 S: 8	H: 0 LOB: 0 BB: 0 P: 13	R: 2 E: 0 K: 1 S: 11	H: 2 LOB: 0 BB: 0 P: 14	R: 0 E: 0 K: 1 S: 10	H: 2 LOB: 2 BB: 1 P: 17	R: 0 E: 0 K: 1 S: 12	H: 1 LOB: 1 BB: 0 P: 12	R: 0 E: 0 K: 1 S: 12	H: 1 LOB: 1 BB: 0 P: 16	R: 0 E: 1 K: 0 S: 8	H: 1 LOB: 2 BB: 0 P: 12	1B: 5 2B: 2 3B: 0 HR: 1	SF: 0 SAC: 1 DP: 2 HBP: 0	WP: 1 PB: 0 SB: 1 CS: 0	PA: 35
PITCHER	IP WLS BF H R ER SO BB IBB HBP BLK WP HR S P ERA WHIP	7.0 W 4 6 2 2 9 0 1 0 0 1 1 67 95 2.57 0.857	1.0 W 4 1 0 0 1 0 0 0 0 0 0 12 16 0.00 1.000	1.0 S 4 1 0 0 0 0 0 0 0 0 0 8 12 0.00 1.000	PITCHER										IP WLS BF H R ER SO BB IBB HBP BLK WP HR S P ERA WHIP	3.0 W 4 1 0 0 0 0 0 0 0 0 0 12 16 0.00 1.000				

Batter	1	2	3	4	5	6	7	8	9	AB	R	H	RBI	BB	SO	LOB	BOTTOM			
12 Andy Dirks, L (1, 8) OBP: 0.293, SLG: 0.376										3	0	0	0	1	0	1	<p>Toronto Blue Jays @ Detroit Tigers Comerica Park, Detroit, MI Mon Jun 27 2011, 6:09 PM - 9:08 PM EDT Att: 25,181 - Partly Cloudy - 79 F</p>			
32 Don Kelly, L (1, 5) OBP: 0.305, SLG: 0.362										3	0	0	0	1	1	1				
26 Brennan Boesch, L (1, 7) OBP: 0.360, SLG: 0.482										4	1	2	0	0	0	2				
15 Brandon Inge, R (0, 5) OBP: 0.272, SLG: 0.277										0	0	0	0	0	0	0				
24 Miguel Cabrera, R (1, 3) OBP: 0.451, SLG: 0.572										4	1	2	0	0	0	3				
41 Victor Martinez, S (1, 10) OBP: 0.385, SLG: 0.498										4	0	2	2	0	0	0				
30 Magglio Ordonez, R (1, 9) OBP: 0.282, SLG: 0.271										4	0	2	0	0	0	3				
14 Austin Jackson, R (0, PR) OBP: 0.311, SLG: 0.359										0	1	0	0	0	0	0				
27 Jhonny Peralta, R (1, 6) OBP: 0.360, SLG: 0.531										4	1	2	1	0	1	1				
13 Alex Avila, L (1, 2) OBP: 0.375, SLG: 0.542										3	0	1	0	1	1	1				
25 Ryan Raburn, R (1, 4) OBP: 0.239, SLG: 0.327										4	0	1	1	0	1	3				
39 Ramon Santiago, S (0, 4) OBP: 0.261, SLG: 0.291										0	0	0	0	0	0	0				
Inning Stats	R: 0 E: 0 K: 0 S: 6	H: 4 LOB: 2 BB: 0 P: 11	R: 1 E: 0 K: 1 S: 14	H: 4 LOB: 0 BB: 0 P: 23	R: 1 E: 0 K: 0 S: 11	H: 3 LOB: 2 BB: 1 P: 22	R: 0 E: 0 K: 1 S: 12	H: 0 LOB: 0 BB: 0 P: 18	R: 0 E: 0 K: 1 S: 13	H: 1 LOB: 1 BB: 0 P: 22	R: 0 E: 0 K: 0 S: 12	H: 1 LOB: 2 BB: 1 P: 17	R: 0 E: 0 K: 0 S: 10	H: 2 LOB: 1 BB: 1 P: 19	R: 2 E: 0 K: 0 S: 8	H: 2 LOB: 1 BB: 1 P: 12	1B: 9 2B: 3 3B: 1 HR: 0	SF: 0 SAC: 1 DP: 2 HBP: 0	WP: 0 PB: 0 SB: 1 CS: 0	PA: 37
PITCHER	IP WLS BF H R ER SO BB IBB HBP BLK WP HR S P ERA WHIP	6.0 L 5 1 0 0 0 1 0 0 0 0 0 12 17 0.00 2.000	1.0 L 2 1 1 1 0 0 0 0 0 0 0 6 13 27.00 3.000	1.0 L 3 1 1 1 0 0 1 0 0 0 0 6 13 27.00 3.000	0.1 L 2 1 1 1 0 0 0 0 0 0 0 2 3 0.00 0.000	PITCHER										IP WLS BF H R ER SO BB IBB HBP BLK WP HR S P ERA WHIP	1.0 L 2 1 1 1 0 0 0 0 0 0 0 2 3 0.00 0.000			

AB	33
R	2
H	8
RBI	2
BB	1
SO	10
LOB	12



AB	33
R	4
H	12
RBI	4
BB	3
SO	4
LOB	15



Batter	1	2	3	4	5	6	7	8	9	AB	R	H	RBI	BB	SO	LOB	TOP			
44 Alex Presley, L (1.7) OBP: 0.400, SLG: 1.000	G3		HR	1B		K		L5		5	1	2	3	0	1	1				
12 Chase d'Arnaud, R (1.5) OBP: 0.235, SLG: 0.313	K		BB	F8		G6-3			P4	4	0	0	0	1	1	2				
18 Neil Walker, S (1.4) OBP: 0.321, SLG: 0.385	K		P4	1B			G6-3		G4-3	5	0	1	1	0	1	1				
22 Andrew McCutchen, R (1.8) OBP: 0.385, SLG: 0.469		F7	P4	FC5-4			HR		K	5	1	1	1	0	1	3				
37 Lyle Overbay, L (1.3) OBP: 0.306, SLG: 0.357	K			1B		K		G3		4	1	1	0	0	2	0				
23 Matt Diaz, R (1.10) OBP: 0.231, SLG: 0.336	1B			1B		F8				4	1	3	1	0	0	0				
46 Garrett Jones, L (1.9) 38 Xavier Paul, L (0.9) OBP: 0.295, SLG: 0.362	G3		1B	1B		FC4-6		G4-3		4	1	1	1	0	0	2				
5 Ronny Cedeno, R (1.6) OBP: 0.305, SLG: 0.339			HR	1B		1B		BB		3	2	2	0	1	1	1				
55 Michael McKenry, R (1.2) OBP: 0.211, SLG: 0.263	K		K			K		1B		4	0	1	0	0	3	3				
Inning Stats	R: 0 E: 0 K: 2 S: 9	H: 0 LOB: 0 BB: 0 P: 13	R: 0 E: 0 K: 1 S: 12	H: 1 LOB: 1 BB: 0 P: 17	R: 2 E: 1 K: 1 S: 14	H: 2 LOB: 1 BB: 1 P: 28	R: 4 E: 0 K: 1 S: 24	H: 6 LOB: 2 BB: 0 P: 32	R: 0 E: 0 K: 2 S: 7	H: 0 LOB: 1 BB: 0 P: 13	R: 1 E: 0 K: 0 S: 9	H: 1 LOB: 1 BB: 0 P: 13	R: 0 E: 0 K: 0 S: 10	H: 1 LOB: 1 BB: 1 P: 17	R: 0 E: 0 K: 1 S: 9	H: 0 LOB: 0 BB: 0 P: 15	1B: 9 2B: 0 3B: 1 HR: 2	SF: 0 SAC: 0 DP: 0 HBP: 0	WP: 0 PB: 0 SB: 2 CS: 1	PA: 40
PITCHER	IP WLS BF H R ER SO	IP WLS BF H R ER SO	IP WLS BF H R ER SO	IP WLS BF H R ER SO	IP WLS BF H R ER SO	IP WLS BF H R ER SO	IP WLS BF H R ER SO	IP WLS BF H R ER SO	IP WLS BF H R ER SO	IP WLS BF H R ER SO	IP WLS BF H R ER SO	IP WLS BF H R ER SO	IP WLS BF H R ER SO	IP WLS BF H R ER SO	IP WLS BF H R ER SO	IP WLS BF H R ER SO	ERA WHIP	ERA WHIP		
37 Jo-Jo Reyes, L (1.1) ERA: 4.77	3.2 L 21 9 6 6 5	4.7 L 11 2 1 1 4	3.5 L 9 0 0 0 0	4.0 L 10 1 0 0 0	4.0 L 10 1 0 0 0	4.0 L 10 1 0 0 0	4.0 L 10 1 0 0 0	4.0 L 10 1 0 0 0	4.0 L 10 1 0 0 0	4.0 L 10 1 0 0 0	4.0 L 10 1 0 0 0	4.0 L 10 1 0 0 0	4.0 L 10 1 0 0 0	4.0 L 10 1 0 0 0	4.0 L 10 1 0 0 0	4.0 L 10 1 0 0 0	14.73 2.727	3.00 0.667		
47 Luis Perez, L (4.1) ERA: 3.51	3.0 L 11 2 1 1 4	3.5 L 9 0 0 0 0	4.0 L 10 1 0 0 0	4.0 L 10 1 0 0 0	4.0 L 10 1 0 0 0	4.0 L 10 1 0 0 0	4.0 L 10 1 0 0 0	4.0 L 10 1 0 0 0	4.0 L 10 1 0 0 0	4.0 L 10 1 0 0 0	4.0 L 10 1 0 0 0	4.0 L 10 1 0 0 0	4.0 L 10 1 0 0 0	4.0 L 10 1 0 0 0	4.0 L 10 1 0 0 0	4.0 L 10 1 0 0 0	3.00 0.667	0.00 0.000		
29 Octavio Dotel, R (7.1) ERA: 4.35	0.1 L 4 1 0 0 0	1.0 L 4 1 0 0 0	1.0 L 4 1 0 0 0	1.0 L 4 1 0 0 0	1.0 L 4 1 0 0 0	1.0 L 4 1 0 0 0	1.0 L 4 1 0 0 0	1.0 L 4 1 0 0 0	1.0 L 4 1 0 0 0	1.0 L 4 1 0 0 0	1.0 L 4 1 0 0 0	1.0 L 4 1 0 0 0	1.0 L 4 1 0 0 0	1.0 L 4 1 0 0 0	1.0 L 4 1 0 0 0	1.0 L 4 1 0 0 0	0.00 2.000	0.00 0.000		
57 Shawn Camp, R (8.1) ERA: 4.15	1.0 L 4 1 0 0 0	1.0 L 4 1 0 0 0	1.0 L 4 1 0 0 0	1.0 L 4 1 0 0 0	1.0 L 4 1 0 0 0	1.0 L 4 1 0 0 0	1.0 L 4 1 0 0 0	1.0 L 4 1 0 0 0	1.0 L 4 1 0 0 0	1.0 L 4 1 0 0 0	1.0 L 4 1 0 0 0	1.0 L 4 1 0 0 0	1.0 L 4 1 0 0 0	1.0 L 4 1 0 0 0	1.0 L 4 1 0 0 0	1.0 L 4 1 0 0 0	0.00 0.000	0.00 0.000		
60 Jon Rauch, R (9.1) ERA: 4.05	1.0 L 4 1 0 0 0	1.0 L 4 1 0 0 0	1.0 L 4 1 0 0 0	1.0 L 4 1 0 0 0	1.0 L 4 1 0 0 0	1.0 L 4 1 0 0 0	1.0 L 4 1 0 0 0	1.0 L 4 1 0 0 0	1.0 L 4 1 0 0 0	1.0 L 4 1 0 0 0	1.0 L 4 1 0 0 0	1.0 L 4 1 0 0 0	1.0 L 4 1 0 0 0	1.0 L 4 1 0 0 0	1.0 L 4 1 0 0 0	1.0 L 4 1 0 0 0	0.00 0.000	0.00 0.000		

Pittsburgh Pirates @ Toronto Blue Jays
Rogers Centre, Toronto, ON
Tue Jun 28 2011, 7:09 PM - 10:19 PM EDT
Att: 17,085 - Cloudy - 77 F

AB 38
R 7
H 12
RBI 7
BB 2
SO 10
LOB 13

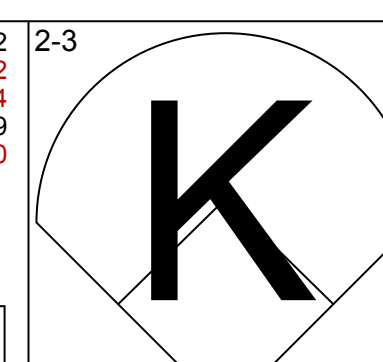
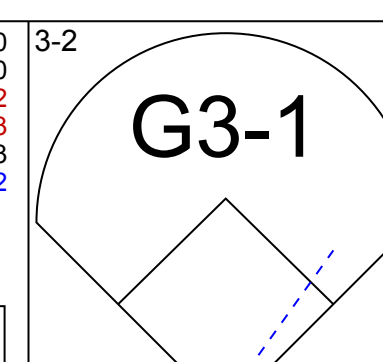
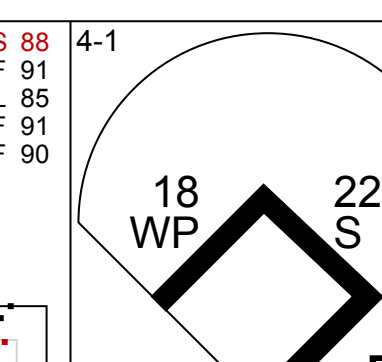
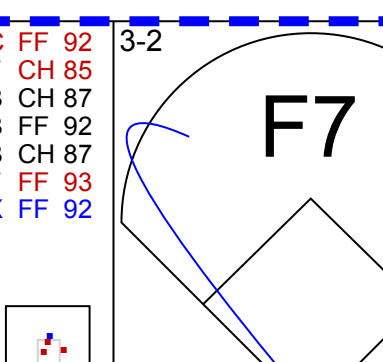
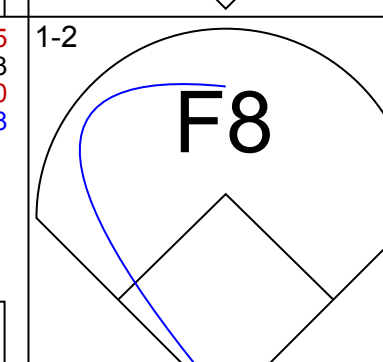
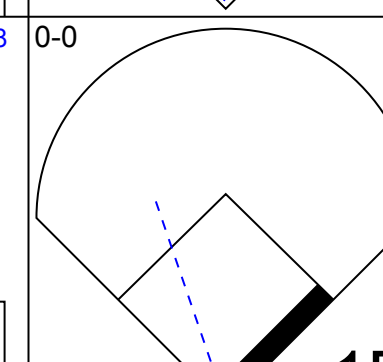
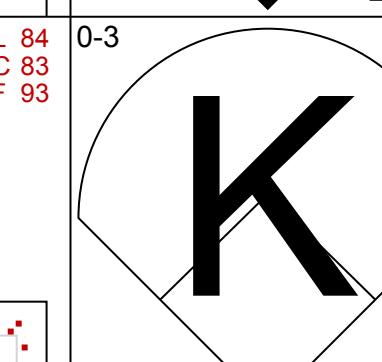
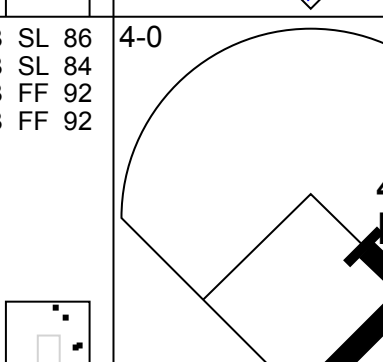
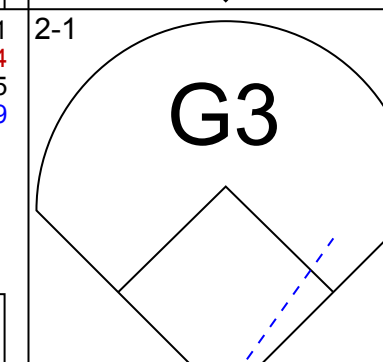
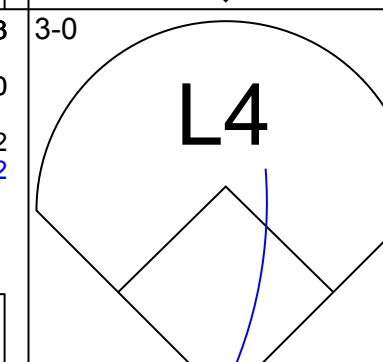
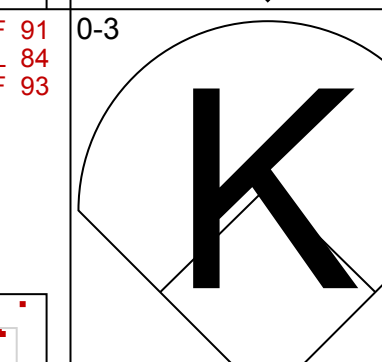
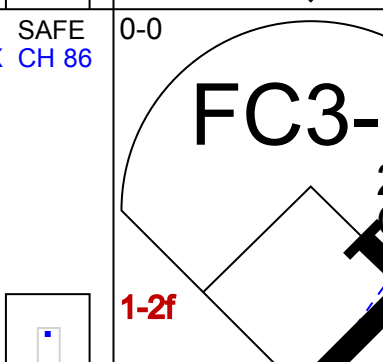

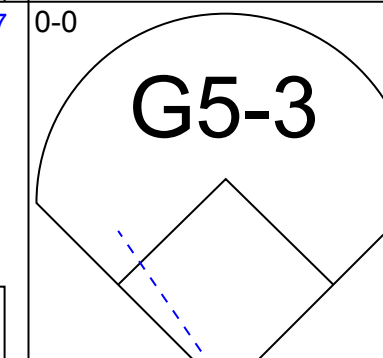
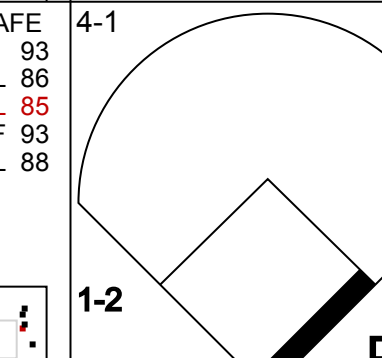
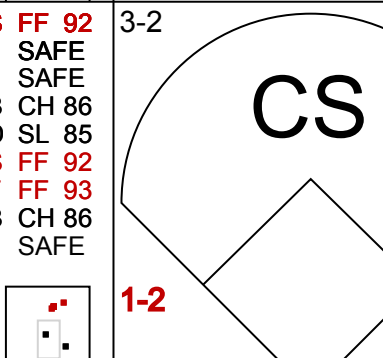
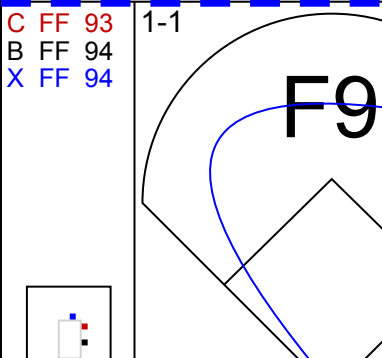

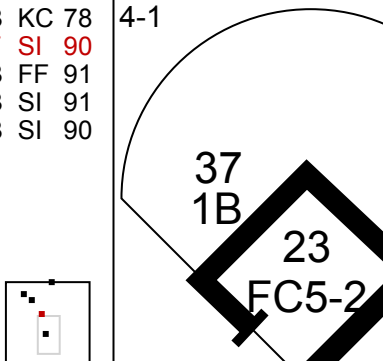
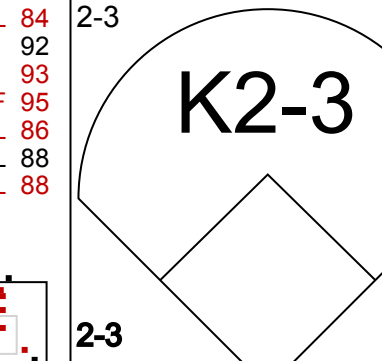

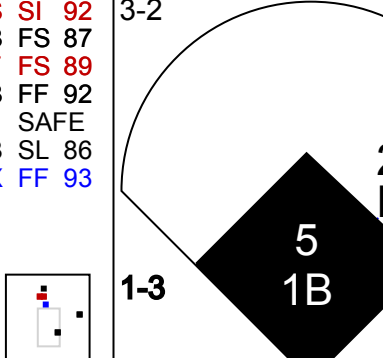

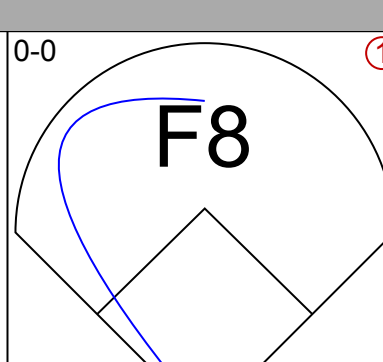
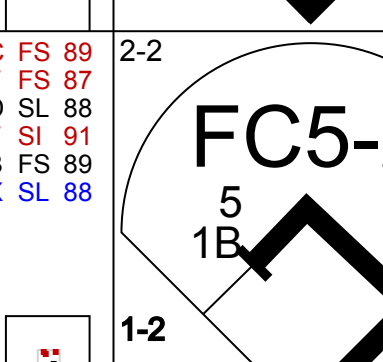

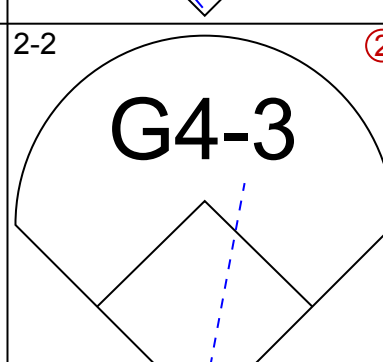
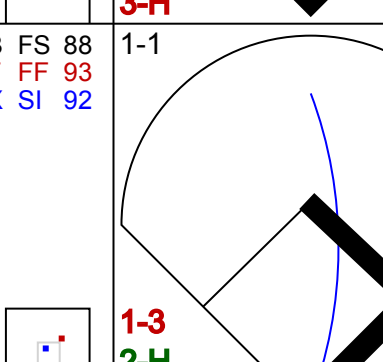

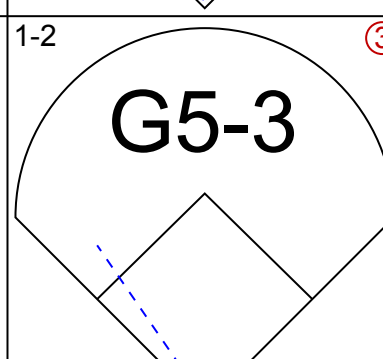
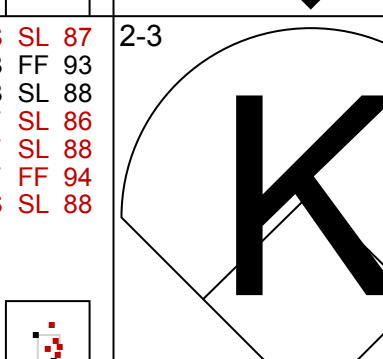



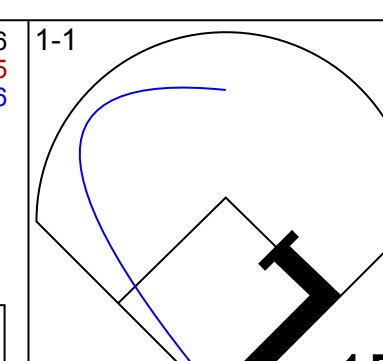
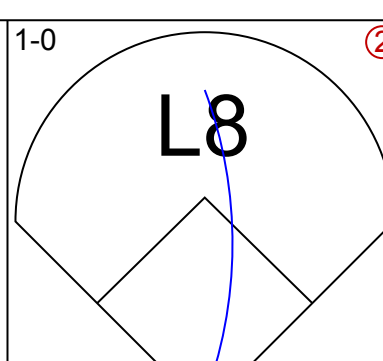
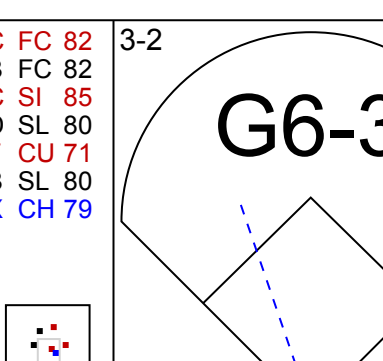
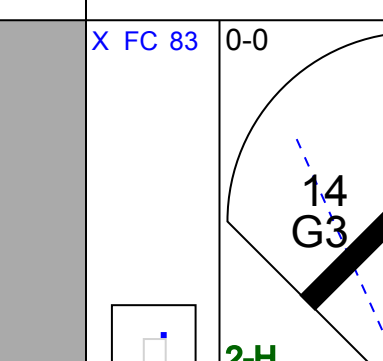
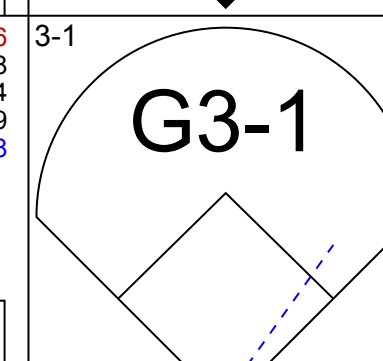
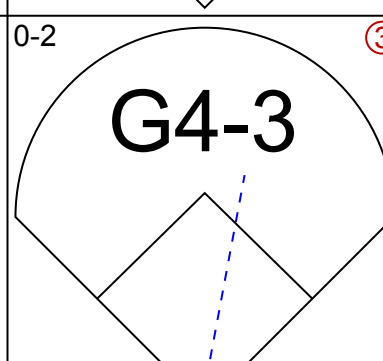
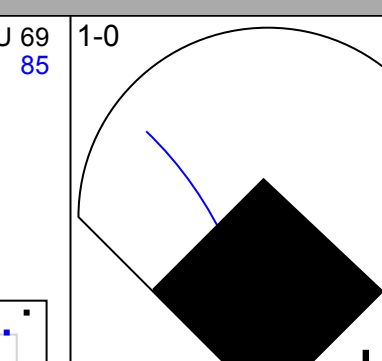
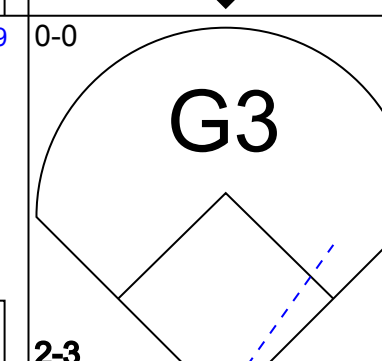
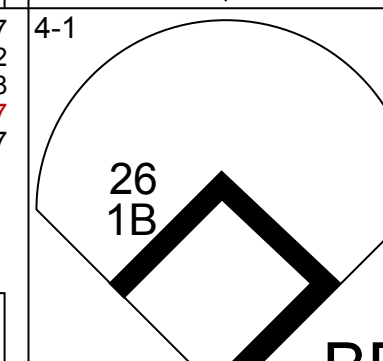
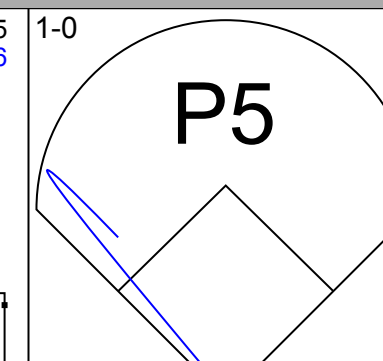
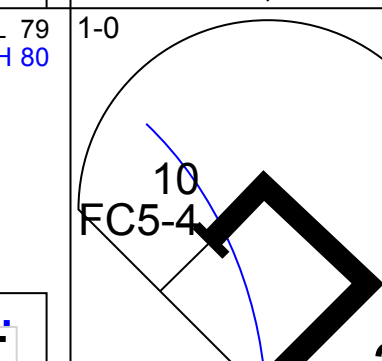
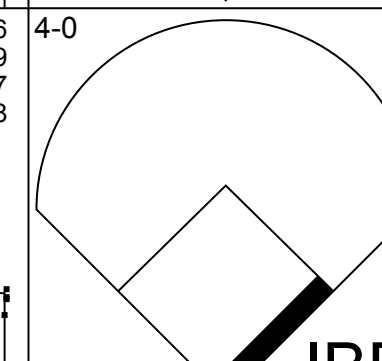

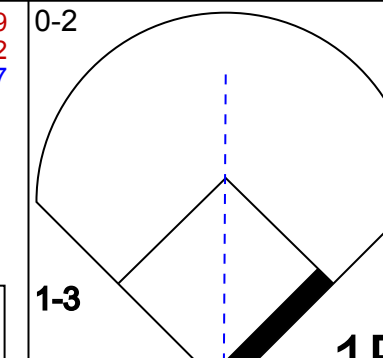
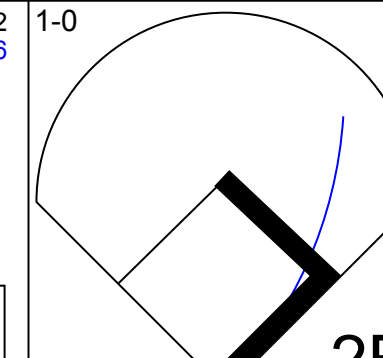
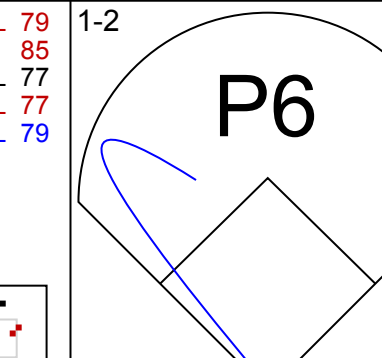
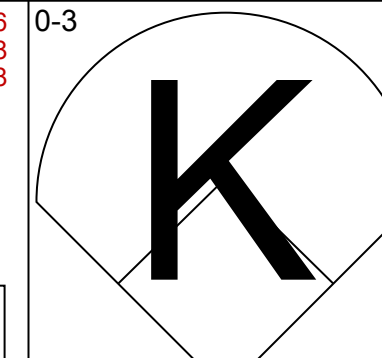
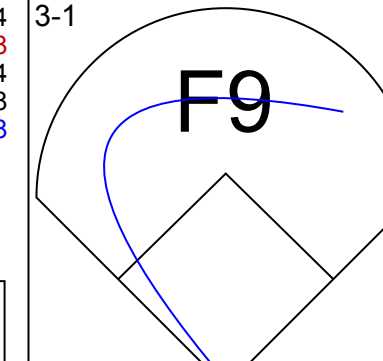
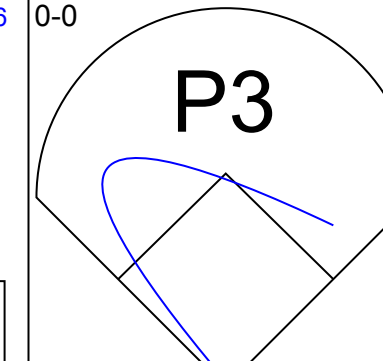
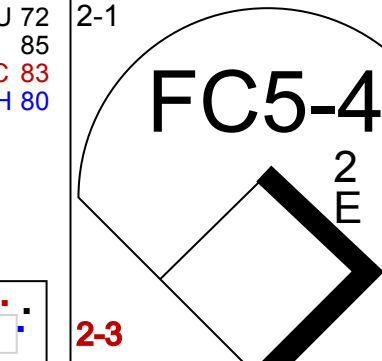
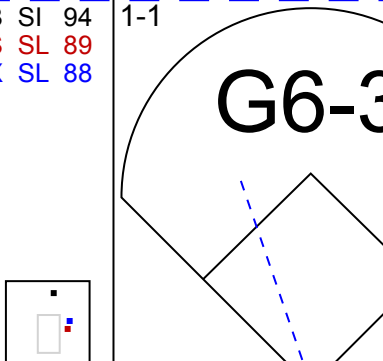
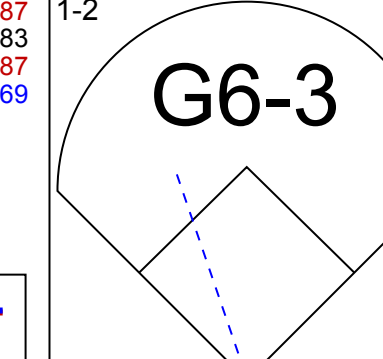
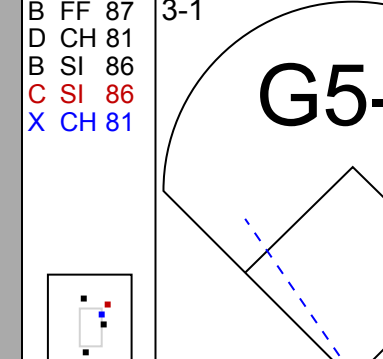
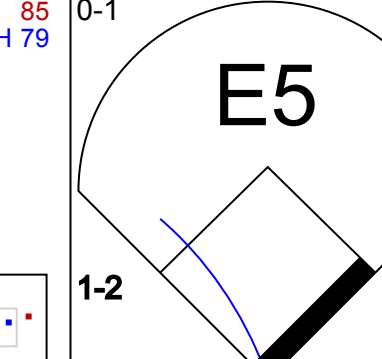
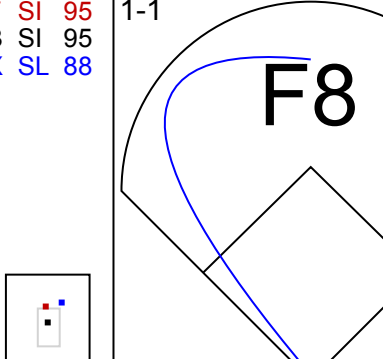
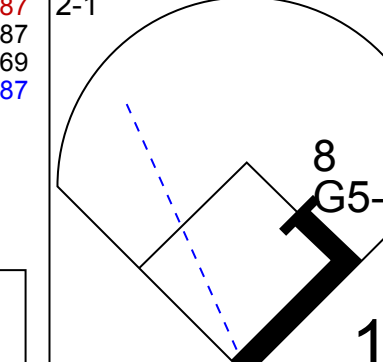
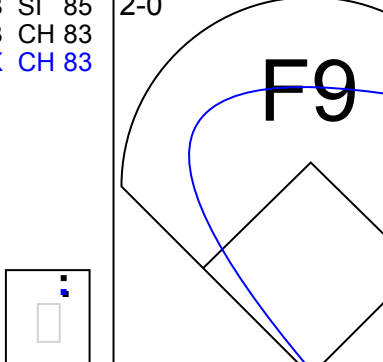
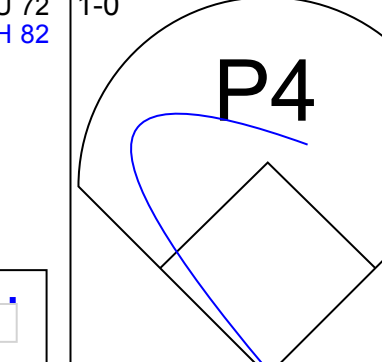
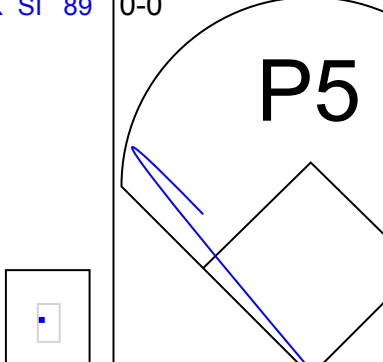
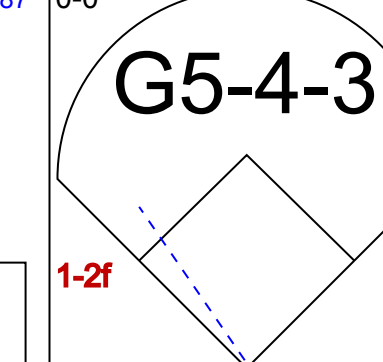
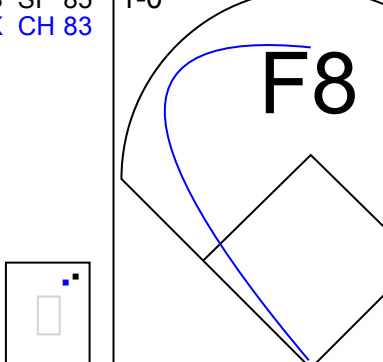
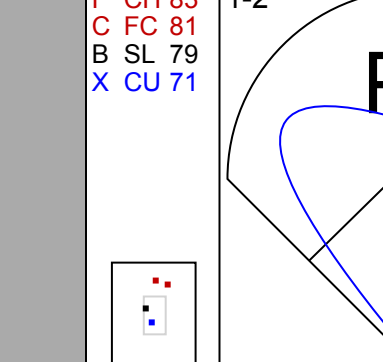
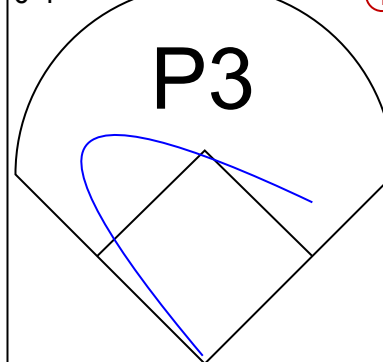
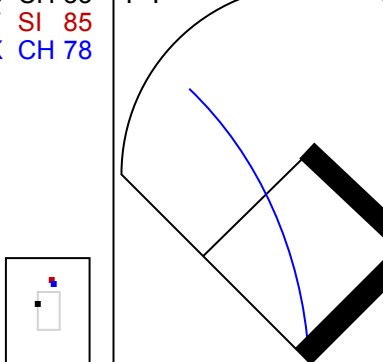
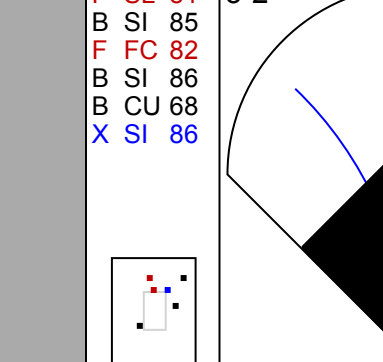
Batter	1	2	3	4	5	6	7	8	9	AB	R	H	RBI	BB	SO	LOB	BOTTOM					
5 Yunel Escobar, R (1.6) OBP: 0.352, SLG: 0.419	F8		F9		FC6-4					5	0	2	0	0	0	1						
14 Eric Thames, L (1.9) OBP: 0.381, SLG: 0.464	F8			HR	1B					5	2	2	0	0	2	3						
19 José Bautista, R (1.5) OBP: 0.469, SLG: 0.664	F8			HR			E5			3	1	1	3	1	0	0						
26 Adam Lind, L (1.3) OBP: 0.364, SLG: 0.576				K			L3			3	0	1	0	1	1	3						
20 Juan Rivera, R (1.7) OBP: 0.311, SLG: 0.370				P3						4	0	0	0	0	1	3						
11 Rajai Davis, R (0.8) OBP: 0.258, SLG: 0.333	K									0	0	0	0	0	0	0						
2 Aaron Hill, R (1.4) OBP: 0.286, SLG: 0.333	G1-6-3			G6-3						4	0	0	0	0	0	3						
16 Corey Patterson, L (1.8) OBP: 0.296, SLG: 0.403			P6		F7					4	1	1	1	0	0	0						
10 Edwin Encarnación, R (1.10) OBP: 0.294, SLG: 0.420			HR		F8					4	2	2	2	0	0	0						
9 J.P. Arencibia, R (1.2) OBP: 0.284, SLG: 0.447			K		HR					2	0	0	0	1	1	0						
Inning Stats	R: 0 E: 0 K: 0 S: 6	H: 0 LOB: 0 BB: 0 P: 13	R: 0 E: 0 K: 1 S: 9	H: 1 LOB: 0 BB: 0 P: 11	R: 1 E: 0 K: 1 S: 16	H: 1 LOB: 0 BB: 0 P: 21	R: 2 E: 0 K: 1 S: 13	H: 2 LOB: 0 BB: 0 P: 22	R: 0 E: 0 K: 0 S: 7	H: 0 LOB: 1 BB: 0 P: 12	R: 1 E: 1 K: 0 S: 7	H: 1 LOB: 1 BB: 1 P: 15	R: 2 E: 0 K: 1 S: 13	H: 3 LOB: 2 BB: 2 P: 31	R: 0 E: 0 K: 0 S: 8	H: 0 LOB: 0 BB: 0 P: 11	R: 0 E: 0 K: 1 S: 9	H: 1 LOB: 1 BB: 0 P: 12	1B: 3 2B: 2 3B: 1 HR: 4	SF: 0 SAC: 0 DP: 3 HBP: 1	WP: 0 PB: 0 SB: 0 CS: 0	PA: 38
PITCHER	IP WLS BF H R ER SO	IP WLS BF H R ER SO	IP WLS BF H R ER SO	IP WLS BF H R ER SO	IP WLS BF H R ER SO	IP WLS BF H R ER SO	IP WLS BF H R ER SO	IP WLS BF H R ER SO	IP WLS BF H R ER SO	IP WLS BF H R ER SO	IP WLS BF H R ER SO	IP WLS BF H R ER SO	IP WLS BF H R ER SO	IP WLS BF H R ER SO	IP WLS BF H R ER SO	IP WLS BF H R ER SO	ERA WHIP	ERA WHIP				
29 Kevin Correia, R (1.1) ERA: 3.79	6.0 W 24 5 4 4 3	2.0 W 11 2 1 1 4	3.0 L 9 0 0 0 0	4.0 L 10 1 0 0 0	4.0 L 10 1 0 0 0	4.0 L 10 1 0 0 0	4.0 L 10 1 0 0 0	4.0 L 10 1 0 0 0	4.0 L 10 1 0 0 0	4.0 L 10 1 0 0 0	4.0 L 10 1 0 0 0	4.0 L 10 1 0 0 0	4.0 L 10 1 0 0 0	4.0 L 10 1 0 0 0	4.0 L 10 1 0 0 0	4.0 L 10 1 0 0 0	6.00 1.000	0.00 0.000				
65 Tony Watson, L (7.1) ERA: 2.79	0.0 L 4 1 0 0 0	2.0 L 9 0 0 0 0	3.0 L 10 1 0 0 0	4.0 L 10 1 0 0 0	4.0 L 10 1 0 0 0	4.0 L 10 1 0 0 0	4.0 L 10 1 0 0 0	4.0 L 10 1 0 0 0	4.0 L 10 1 0 0 0	4.0 L 10 1 0 0 0	4.0 L 10 1 0 0 0	4.0 L 10 1 0 0 0	4.0 L 10 1 0 0 0	4.0 L 10 1 0 0 0	4.0 L 10 1 0 0 0	4.0 L 10 1 0 0 0	0.00 6.000	0.00 0.000				
30 Chris Resop, R (7.1) ERA: 3.53	0.1 L 4 1 0 0 0	1.0 L 4 1 0 0 0	1.0 L 4 1 0 0 0	1.0 L 4 1 0 0 0	1.0 L 4 1 0 0 0	1.0 L 4 1 0 0 0	1.0 L 4 1 0 0 0	1.0 L 4 1 0 0 0	1.0 L 4 1 0 0 0	1.0 L 4 1 0 0 0	1.0 L 4 1 0 0 0	1.0 L 4 1 0 0 0	1.0 L 4 1 0 0 0	1.0 L 4 1 0 0 0	1.0 L 4 1 0 0 0	1.0 L 4 1 0 0 0	0.00 0.000	0.00 0.000				
43 Jose Veras, R (7.1) ERA: 2.8	1.2 L 4 1 0 0 0	1.0 L 4 1 0 0 0	1.0 L 4 1 0 0 0	1.0 L 4 1 0 0 0	1.0 L 4 1 0 0 0	1.0 L 4 1 0 0 0	1.0 L 4 1 0 0 0	1.0 L 4 1 0 0 0	1.0 L 4 1 0 0 0	1.0 L 4 1 0 0 0	1.0 L 4 1 0 0 0	1.0 L 4 1 0 0 0	1.0 L 4 1 0 0 0	1.0 L 4 1 0 0 0	1.0 L 4 1 0 0 0	1.0 L 4 1 0 0 0	0.00 1.000	0.00 1.000				
Joel Hanrahan, R (9.1) ERA: 1.21	1.0 L 4 1 0 0 0	1.0 L 4 1 0 0 0	1.0 L 4 1 0 0 0	1.0 L 4 1 0 0 0	1.0 L 4 1 0 0 0	1.0 L 4 1 0 0 0	1.0 L 4 1 0 0 0	1.0 L 4 1 0 0 0	1.0 L 4 1 0 0 0	1.0 L 4 1 0 0 0	1.0 L 4 1 0 0 0	1.0 L 4 1 0 0 0	1.0 L 4 1 0 0 0	1.0 L 4 1 0 0 0	1.0 L 4 1 0 0 0	1.0 L 4 1 0 0 0	0.00 1.000	0.00 1.000				

Pittsburgh Pirates @ Toronto Blue Jays
Rogers Centre, Toronto, ON
Tue Jun 28 2011, 7:09 PM - 10:19 PM EDT
Att: 17,085 - Cloudy - 77 F

AB 34
R 6
H 9
RBI 6
BB 3
SO 5
LOB 13



Batter	1	2	3	4	5	6	7	8	9	AB	R	H	RBI	BB	SO	LOB	TOP								
44 Alex Presley, L (1, 7) OBP: 0.333, SLG: 0.625										3	0	0	0	1	1	0	Pittsburgh Pirates @ Toronto Blue Jays Rogers Centre, Toronto, ON Wed Jun 29 2011, 7:10 PM - 9:50 PM EDT Att: 15,632 - Partly Cloudy - 73 F								
12 Chase d'Arnaud, R (1, 5) OBP: 0.286, SLG: 0.316										3	0	1	0	1	1	1									
46 Garrett Jones, L (1, 9) OBP: 0.335, SLG: 0.422										4	0	0	0	0	1	3									
22 Andrew McCutchen, R (1, 8) OBP: 0.383, SLG: 0.464										3	0	0	0	1	1	1									
18 Neil Walker, S (1, 4) OBP: 0.320, SLG: 0.381										3	0	0	0	1	2	2									
37 Lyle Overbay, L (1, 3) OBP: 0.308, SLG: 0.356 62 Josh Harrison, R (9, PR) OBP: 0.295, SLG: 0.317										3	1	1	0	1	2	0									
23 Matt Diaz, R (1, 10) OBP: 0.292, SLG: 0.326										4	0	0	0	0	1	3									
5 Ronny Cedeno, R (1, 6) OBP: 0.309, SLG: 0.343										3	0	2	1	0	0	0									
69 Eric Fryer, R (1, 2)										3	0	0	0	0	1	2									
Inning Stats	R: 0 E: 0 K: 1 S: 8	H: 0 LOB: 0 BB: 0 P: 13	R: 0 E: 0 K: 3 S: 11	H: 0 LOB: 0 BB: 0 P: 15	R: 0 E: 0 K: 0 S: 7	H: 0 LOB: 0 BB: 0 P: 10	R: 0 E: 0 K: 0 S: 6	H: 1 LOB: 1 BB: 0 P: 12	R: 1 E: 0 K: 1 S: 15	H: 2 LOB: 1 BB: 1 P: 27	R: 0 E: 0 K: 3 S: 13	H: 0 LOB: 2 BB: 2 P: 23	R: 0 E: 0 K: 2 S: 14	H: 1 LOB: 1 BB: 0 P: 17	R: 0 E: 0 K: 0 S: 8	H: 0 LOB: 0 BB: 1 P: 18		R: 0 E: 0 K: 0 S: 16	H: 0 LOB: 1 BB: 1 P: 25	1B: 4 2B: 0 3B: 0 HR: 0	SF: 0 SAC: 0 DP: 0 HBP: 0	WP: 1 PB: 0 SB: 1 CS: 1	PA: 35		
PITCHER	IP	WLS	BF	H	R	ER	SO	BB	IBB	HBP	BLK	WP	HR	S	P	ERA	WHIP								
23 Brandon Morrow, R (1, 1) ERA: 4.56	7.0	W	27	4	1	1	10	3	0	0	0	1	0	74	117	1.29	1.000								
54 Jason Frasor, R (8, 1) ERA: 2.48	1.0	H	3	0	0	0	0	1	0	0	0	0	0	8	18	0.00	1.000								
50 Frank Francisco, R (9, 1) ERA: 4.3	1.0	S	4	0	0	0	0	1	0	0	0	0	0	16	25	0.00	1.000								

Batter	1	2	3	4	5	6	7	8	9	AB	R	H	RBI	BB	SO	LOB	BOTTOM								
5 Yunel Escobar, R (1, 6) OBP: 0.353, SLG: 0.424										4	0	2	1	0	0	1	Pittsburgh Pirates @ Toronto Blue Jays Rogers Centre, Toronto, ON Wed Jun 29 2011, 7:10 PM - 9:50 PM EDT Att: 15,632 - Partly Cloudy - 73 F								
14 Eric Thames, L (1, 9) OBP: 0.354, SLG: 0.500										4	1	1	1	0	0	1									
19 José Bautista, R (1, 5) OBP: 0.473, SLG: 0.667										2	0	1	0	2	0	0									
26 Adam Lind, L (1, 3) OBP: 0.367, SLG: 0.579										4	0	2	0	0	1	3									
10 Edwin Encarnación, R (1, 10) OBP: 0.288, SLG: 0.412										4	0	0	0	0	0	4									
2 Aaron Hill, R (1, 4) OBP: 0.282, SLG: 0.328										4	0	0	0	0	0	2									
20 Juan Rivera, R (1, 7) OBP: 0.311, SLG: 0.369 16 Corey Patterson, L (6, PH) OBP: 0.295, SLG: 0.401 (9, 7)										3	0	1	0	0	0	2									
8 José Molina, R (1, 2) OBP: 0.381, SLG: 0.441										3	0	0	0	0	0	1									
11 Raijai Davis, R (1, 8) OBP: 0.263, SLG: 0.347										3	1	2	0	0	0	0									
Inning Stats	R: 0 E: 0 K: 0 S: 10	H: 2 LOB: 2 BB: 1 P: 21	R: 0 E: 0 K: 0 S: 6	H: 1 LOB: 0 BB: 0 P: 9	R: 0 E: 0 K: 0 S: 6	H: 0 LOB: 0 BB: 0 P: 7	R: 0 E: 0 K: 0 S: 5	H: 1 LOB: 1 BB: 0 P: 10	R: 0 E: 0 K: 0 S: 8	H: 1 LOB: 1 BB: 0 P: 15	R: 1 E: 1 K: 0 S: 11	H: 2 LOB: 2 BB: 0 P: 17	R: 1 E: 0 K: 1 S: 11	H: 2 LOB: 2 BB: 1 P: 19	R: 0 E: 0 K: 0 S: 5	H: 0 LOB: 0 BB: 0 P: 7		1B: 3 2B: 5 3B: 0 HR: 1	SF: 0 SAC: 0 DP: 1 HBP: 0	WP: 0 PB: 0 SB: 0 CS: 0	PA: 34				
PITCHER	IP	WLS	BF	H	R	ER	SO	BB	IBB	HBP	BLK	WP	HR	S	P	ERA	WHIP								
28 Paul Maholm, L (1, 1) ERA: 3.17	7.0	L	31	9	2	2	1	1	0	0	0	0	0	57	98	2.57	1.429								
48 Tim Wood, R (8, 1) ERA: 4.7	1.0		3	0	0	0	0	0	0	0	0	0	0	5	7	0.00	0.000								



Batter	1	2	3	4	5	6	7	8	9	AB	R	H	RBI	BB	SO	LOB	TOP							
11 Jimmy Rollins, S OBP: 0.325, SLG: 0.364										4	0	0	0	1	0	3								
27 Placido Polanco, R OBP: 0.337, SLG: 0.358										4	1	0	0	1	1	2								
26 Chase Utley, L OBP: 0.389, SLG: 0.459										4	2	2	0	0	0	1								
6 Ryan Howard, L OBP: 0.352, SLG: 0.484										5	1	1	2	0	1	3								
8 Shane Victorino, S OBP: 0.367, SLG: 0.515										4	2	3	2	1	0	1								
10 Ben Francisco, R OBP: 0.338, SLG: 0.364										4	0	2	2	0	1	4								
9 Dominic Brown, L OBP: 0.298, SLG: 0.414										4	1	1	0	1	0	3								
51 Carlos Ruiz, R OBP: 0.345, SLG: 0.330										5	0	1	1	0	0	6								
21 Wilson Valdez, R OBP: 0.284, SLG: 0.302										2	0	0	0	1	0	1								
7 Ross Gload, L OBP: 0.321, SLG: 0.346										1	0	0	0	0	0	0								
7 Michael Martinez, S OBP: 0.221, SLG: 0.234										0	0	0	0	0	0	0								
Inning Stats	R: 0 E: 0 K: 0 S: 10	H: 0 LOB: 1 BB: 1 P: 19	R: 1 E: 0 K: 0 S: 15	H: 2 LOB: 2 BB: 1 P: 23	R: 1 E: 0 K: 2 S: 15	H: 1 LOB: 3 BB: 1 P: 25	R: 0 E: 0 K: 0 S: 6	H: 0 LOB: 0 BB: 0 P: 10	R: 0 E: 0 K: 1 S: 7	H: 1 LOB: 1 BB: 1 P: 14	R: 1 E: 0 K: 0 S: 9	H: 2 LOB: 1 BB: 0 P: 13	R: 2 E: 1 K: 0 S: 12	H: 1 LOB: 0 BB: 0 P: 19	R: 0 E: 0 K: 0 S: 7	H: 0 LOB: 0 BB: 0 P: 10	R: 2 E: 0 K: 0 S: 21	H: 3 LOB: 2 BB: 1 P: 31	1B: 5 2B: 4 3B: 1 HR: 0	SF: 1 SAC: 0 DP: 1 HBP: 1	WP: 0 PB: 0 SB: 2 CS: 0	PA: 44		
PITCHER	IP WLS BF H R ER SO BB IBB HBP BLK WP HR S P ERA WHIP	IP WLS BF H R ER SO BB IBB HBP BLK WP HR S P ERA WHIP	IP WLS BF H R ER SO BB IBB HBP BLK WP HR S P ERA WHIP	IP WLS BF H R ER SO BB IBB HBP BLK WP HR S P ERA WHIP	IP WLS BF H R ER SO BB IBB HBP BLK WP HR S P ERA WHIP	IP WLS BF H R ER SO BB IBB HBP BLK WP HR S P ERA WHIP	IP WLS BF H R ER SO BB IBB HBP BLK WP HR S P ERA WHIP	IP WLS BF H R ER SO BB IBB HBP BLK WP HR S P ERA WHIP	IP WLS BF H R ER SO BB IBB HBP BLK WP HR S P ERA WHIP	IP WLS BF H R ER SO BB IBB HBP BLK WP HR S P ERA WHIP	IP WLS BF H R ER SO BB IBB HBP BLK WP HR S P ERA WHIP	IP WLS BF H R ER SO BB IBB HBP BLK WP HR S P ERA WHIP	IP WLS BF H R ER SO BB IBB HBP BLK WP HR S P ERA WHIP	IP WLS BF H R ER SO BB IBB HBP BLK WP HR S P ERA WHIP	IP WLS BF H R ER SO BB IBB HBP BLK WP HR S P ERA WHIP	IP WLS BF H R ER SO BB IBB HBP BLK WP HR S P ERA WHIP	IP WLS BF H R ER SO BB IBB HBP BLK WP HR S P ERA WHIP	IP WLS BF H R ER SO BB IBB HBP BLK WP HR S P ERA WHIP	IP WLS BF H R ER SO BB IBB HBP BLK WP HR S P ERA WHIP	IP WLS BF H R ER SO BB IBB HBP BLK WP HR S P ERA WHIP	IP WLS BF H R ER SO BB IBB HBP BLK WP HR S P ERA WHIP	IP WLS BF H R ER SO BB IBB HBP BLK WP HR S P ERA WHIP	IP WLS BF H R ER SO BB IBB HBP BLK WP HR S P ERA WHIP	IP WLS BF H R ER SO BB IBB HBP BLK WP HR S P ERA WHIP

Philadelphia Phillies @ Toronto Blue Jays
Rogers Centre, Toronto, ON
Fri Jul 01 2011, 1:18 PM - 4:18 PM EDT
Att: 45,512 - Partly Cloudy - 68 F

AB 37
R 7
H 10
RBI 7
BB 5
SO 3
LOB 24

Batter	1	2	3	4	5	6	7	8	9	AB	R	H	RBI	BB	SO	LOB	BOTTOM								
5 Yunel Escobar, R OBP: 0.363, SLG: 0.440										0	0	0	0	0	0	0									
2 Aaron Hill, R OBP: 0.285, SLG: 0.337										4	3	2	0	0	1	1									
14 Eric Thames, L OBP: 0.356, SLG: 0.529										4	1	2	2	0	1	2									
19 José Bautista, R OBP: 0.473, SLG: 0.674										3	2	2	2	1	0	1									
26 Adam Lind, L OBP: 0.355, SLG: 0.559										4	0	0	0	0	0	4									
10 Edwin Encarnación, R OBP: 0.283, SLG: 0.406										4	0	1	2	0	2	1									
20 Juan Rivera, R OBP: 0.310, SLG: 0.365										3	0	0	0	0	0	2									
9 J.P. Arencibia, R OBP: 0.280, SLG: 0.451										4	0	0	0	0	1	1									
11 Rajai Davis, R OBP: 0.255, SLG: 0.336										4	0	0	0	0	1	2									
6 John McDonald, R OBP: 0.248, SLG: 0.296										4	0	1	0	0	0	0									
Inning Stats	R: 2 E: 0 K: 0 S: 8	H: 2 LOB: 2 BB: 0 P: 11	R: 0 E: 1 K: 0 S: 13	H: 1 LOB: 0 BB: 0 P: 19	R: 0 E: 0 K: 0 S: 4	H: 1 LOB: 0 BB: 0 P: 6	R: 0 E: 0 K: 1 S: 6	H: 0 LOB: 1 BB: 0 P: 9	R: 2 E: 0 K: 2 S: 11	H: 2 LOB: 1 BB: 1 P: 24	R: 0 E: 0 K: 0 S: 11	H: 0 LOB: 0 BB: 0 P: 14	R: 2 E: 0 K: 1 S: 8	H: 2 LOB: 0 BB: 0 P: 10	R: 0 E: 0 K: 0 S: 6	H: 0 LOB: 0 BB: 0 P: 10	R: 0 E: 0 K: 1 S: 12	H: 0 LOB: 0 BB: 0 P: 18	1B: 4 2B: 2 3B: 0 HR: 2	SF: 0 SAC: 0 DP: 2 HBP: 2	WP: 0 PB: 0 SB: 0 CS: 0	PA: 37			
PITCHER	IP WLS BF H R ER SO BB IBB HBP BLK WP HR S P ERA WHIP	IP WLS BF H R ER SO BB IBB HBP BLK WP HR S P ERA WHIP	IP WLS BF H R ER SO BB IBB HBP BLK WP HR S P ERA WHIP	IP WLS BF H R ER SO BB IBB HBP BLK WP HR S P ERA WHIP	IP WLS BF H R ER SO BB IBB HBP BLK WP HR S P ERA WHIP	IP WLS BF H R ER SO BB IBB HBP BLK WP HR S P ERA WHIP	IP WLS BF H R ER SO BB IBB HBP BLK WP HR S P ERA WHIP	IP WLS BF H R ER SO BB IBB HBP BLK WP HR S P ERA WHIP	IP WLS BF H R ER SO BB IBB HBP BLK WP HR S P ERA WHIP	IP WLS BF H R ER SO BB IBB HBP BLK WP HR S P ERA WHIP	IP WLS BF H R ER SO BB IBB HBP BLK WP HR S P ERA WHIP	IP WLS BF H R ER SO BB IBB HBP BLK WP HR S P ERA WHIP	IP WLS BF H R ER SO BB IBB HBP BLK WP HR S P ERA WHIP	IP WLS BF H R ER SO BB IBB HBP BLK WP HR S P ERA WHIP	IP WLS BF H R ER SO BB IBB HBP BLK WP HR S P ERA WHIP	IP WLS BF H R ER SO BB IBB HBP BLK WP HR S P ERA WHIP	IP WLS BF H R ER SO BB IBB HBP BLK WP HR S P ERA WHIP	IP WLS BF H R ER SO BB IBB HBP BLK WP HR S P ERA WHIP	IP WLS BF H R ER SO BB IBB HBP BLK WP HR S P ERA WHIP	IP WLS BF H R ER SO BB IBB HBP BLK WP HR S P ERA WHIP	IP WLS BF H R ER SO BB IBB HBP BLK WP HR S P ERA WHIP	IP WLS BF H R ER SO BB IBB HBP BLK WP HR S P ERA WHIP	IP WLS BF H R ER SO BB IBB HBP BLK WP HR S P ERA WHIP	IP WLS BF H R ER SO BB IBB HBP BLK WP HR S P ERA WHIP	IP WLS BF H R ER SO BB IBB HBP BLK WP HR S P ERA WHIP

Philadelphia Phillies @ Toronto Blue Jays
Rogers Centre, Toronto, ON
Fri Jul 01 2011, 1:18 PM - 4:18 PM EDT
Att: 45,512 - Partly Cloudy - 68 F

AB 34
R 6
H 8
RBI 6
BB 1
SO 6
LOB 14

Batter	1	2	3	4	5	6	7	8	9	AB	R	H	RBI	BB	SO	LOB	TOP							
11 Jimmy Rollins, S (1, 6) OBP: 0.327, SLG: 0.366	F8				G6-3		G5-3		K	5	0	1	2	0	1	0	Philadelphia Phillies @ Toronto Blue Jays Rogers Centre, Toronto, ON Sun Jul 03 2011, 1:08 PM - 3:33 PM EDT Att: 26,204 - Sunny - 73 F							
27 Placido Polanco, R (1, 10) OBP: 0.331, SLG: 0.349	F8	F8			F8		G3			4	0	0	0	0	0	1								
26 Chase Utley, L (1, 4) OBP: 0.386, SLG: 0.469	G3				G4-3		F7			4	0	1	0	0	0	0								
6 Ryan Howard, L (1, 3) OBP: 0.351, SLG: 0.478		F8			P5				G6-3	4	0	1	0	0	0	0								
8 Shane Victorino, S (1, 8) OBP: 0.376, SLG: 0.524							F7			3	1	2	0	1	0	2								
10 Ben Francisco, R (1, 7) OBP: 0.338, SLG: 0.364										3	1	1	1	0	0	1								
29 Raul Ibanez, L (8, PH) OBP: 0.283, SLG: 0.392										1	0	1	0	0	0	0								
9 Domonic Brown, L (1, 9) OBP: 0.295, SLG: 0.403										4	1	1	0	0	0	1								
51 Carlos Ruiz, R (1, 2) OBP: 0.355, SLG: 0.348										3	1	2	1	1	1	0								
21 Wilson Valdez, R (1, 5) OBP: 0.279, SLG: 0.296										3	0	0	0	0	0	4								
7 Ross Gload, L (8, PH) OBP: 0.310, SLG: 0.333										1	0	0	0	0	0	0								
Inning Stats	R: 0 E: 0 K: 0 S: 13	H: 0 LOB: 0 BB: 0 P: 18	R: 4 E: 0 K: 0 S: 18	H: 5 LOB: 1 BB: 0 P: 26	R: 0 E: 0 K: 0 S: 10	H: 0 LOB: 0 BB: 1 P: 15	R: 0 E: 0 K: 0 S: 7	H: 1 LOB: 0 BB: 0 P: 7	R: 0 E: 0 K: 0 S: 14	H: 2 LOB: 2 BB: 0 P: 24	R: 0 E: 0 K: 0 S: 11	H: 0 LOB: 1 BB: 1 P: 18	R: 0 E: 0 K: 0 S: 5	H: 0 LOB: 0 BB: 0 P: 9	R: 0 E: 0 K: 0 S: 7	H: 2 LOB: 1 BB: 0 P: 11	R: 0 E: 0 K: 2 S: 8	H: 0 LOB: 0 BB: 0 P: 13	1B: 6 2B: 4 3B: 0 HR: 0	SF: 0 SAC: 0 DP: 1 HBP: 0	WP: 0 PB: 0 SB: 0 CS: 1	PA: 37		
PITCHER	IP WLS BF H R ER SO BB IBB HBP BLK WP HR S P ERA WHIP	IP WLS BF H R ER SO BB IBB HBP BLK WP HR S P ERA WHIP	IP WLS BF H R ER SO BB IBB HBP BLK WP HR S P ERA WHIP	IP WLS BF H R ER SO BB IBB HBP BLK WP HR S P ERA WHIP	IP WLS BF H R ER SO BB IBB HBP BLK WP HR S P ERA WHIP	IP WLS BF H R ER SO BB IBB HBP BLK WP HR S P ERA WHIP	IP WLS BF H R ER SO BB IBB HBP BLK WP HR S P ERA WHIP	IP WLS BF H R ER SO BB IBB HBP BLK WP HR S P ERA WHIP	IP WLS BF H R ER SO BB IBB HBP BLK WP HR S P ERA WHIP	IP WLS BF H R ER SO BB IBB HBP BLK WP HR S P ERA WHIP	IP WLS BF H R ER SO BB IBB HBP BLK WP HR S P ERA WHIP	IP WLS BF H R ER SO BB IBB HBP BLK WP HR S P ERA WHIP	IP WLS BF H R ER SO BB IBB HBP BLK WP HR S P ERA WHIP	IP WLS BF H R ER SO BB IBB HBP BLK WP HR S P ERA WHIP	IP WLS BF H R ER SO BB IBB HBP BLK WP HR S P ERA WHIP	IP WLS BF H R ER SO BB IBB HBP BLK WP HR S P ERA WHIP	IP WLS BF H R ER SO BB IBB HBP BLK WP HR S P ERA WHIP	IP WLS BF H R ER SO BB IBB HBP BLK WP HR S P ERA WHIP	IP WLS BF H R ER SO BB IBB HBP BLK WP HR S P ERA WHIP	IP WLS BF H R ER SO BB IBB HBP BLK WP HR S P ERA WHIP	IP WLS BF H R ER SO BB IBB HBP BLK WP HR S P ERA WHIP	IP WLS BF H R ER SO BB IBB HBP BLK WP HR S P ERA WHIP	IP WLS BF H R ER SO BB IBB HBP BLK WP HR S P ERA WHIP	IP WLS BF H R ER SO BB IBB HBP BLK WP HR S P ERA WHIP

AB	35
R	4
H	10
RBI	4
BB	2
SO	2
LOB	9



Batter	1	2	3	4	5	6	7	8	9	AB	R	H	RBI	BB	SO	LOB	BOTTOM								
2 Aaron Hill, R (1, 4) OBP: 0.280, SLG: 0.331	E5									4	0	1	1	0	1	0	Philadelphia Phillies @ Toronto Blue Jays Rogers Centre, Toronto, ON Sun Jul 03 2011, 1:08 PM - 3:33 PM EDT Att: 26,204 - Sunny - 73 F								
14 Eric Thames, L (1, 9) OBP: 0.370, SLG: 0.566	F8									4	1	2	1	0	0	2									
19 José Bautista, R (1, 5) OBP: 0.471, SLG: 0.688	F9									4	2	2	1	0	1	2									
26 Adam Lind, L (1, 10) OBP: 0.359, SLG: 0.555	K									4	1	2	0	0	1	1									
20 Juan Rivera, R (1, 7) OBP: 0.305, SLG: 0.360										3	0	0	1	0	2	1									
16 Corey Patterson, L (8, 7) OBP: 0.290, SLG: 0.394										0	0	0	0	0	0	0									
10 Edwin Encarnación, R (1, 3) OBP: 0.281, SLG: 0.414										4	1	1	2	0	1	1									
9 J.P. Arencibia, R (1, 2) OBP: 0.271, SLG: 0.435										4	0	0	0	0	4	1									
11 Rajai Davis, R (1, 8) OBP: 0.260, SLG: 0.352										4	2	3	0	0	0	0									
6 John McDonald, R (1, 6) OBP: 0.250, SLG: 0.295										4	0	0	1	0	0	2									
Inning Stats	R: 0 E: 1 K: 1 S: 8	H: 0 LOB: 1 BB: 0 P: 8	R: 0 E: 0 K: 3 S: 11	H: 0 LOB: 0 BB: 0 P: 15	R: 1 E: 0 K: 2 S: 12	H: 2 LOB: 1 BB: 0 P: 14	R: 0 E: 0 K: 1 S: 7	H: 0 LOB: 0 BB: 0 P: 13	R: 1 E: 0 K: 1 S: 12	H: 2 LOB: 1 BB: 0 P: 18	R: 1 E: 1 K: 1 S: 11	H: 2 LOB: 1 BB: 0 P: 15	R: 0 E: 0 K: 0 S: 5	H: 0 LOB: 0 BB: 0 P: 6	R: 4 E: 0 K: 1 S: 16	H: 5 LOB: 1 BB: 0 P: 22	R: 4 E: 0 K: 1 S: 16	H: 5 LOB: 1 BB: 0 P: 22	1B: 6 2B: 1 3B: 1 HR: 3	SF: 1 SAC: 0 DP: 0 HBP: 0	WP: 0 PB: 0 SB: 3 CS: 0	PA: 36			
PITCHER	IP WLS BF H R ER SO BB IBB HBP BLK WP HR S P ERA WHIP	IP WLS BF H R ER SO BB IBB HBP BLK WP HR S P ERA WHIP	IP WLS BF H R ER SO BB IBB HBP BLK WP HR S P ERA WHIP	IP WLS BF H R ER SO BB IBB HBP BLK WP HR S P ERA WHIP	IP WLS BF H R ER SO BB IBB HBP BLK WP HR S P ERA WHIP	IP WLS BF H R ER SO BB IBB HBP BLK WP HR S P ERA WHIP	IP WLS BF H R ER SO BB IBB HBP BLK WP HR S P ERA WHIP	IP WLS BF H R ER SO BB IBB HBP BLK WP HR S P ERA WHIP	IP WLS BF H R ER SO BB IBB HBP BLK WP HR S P ERA WHIP	IP WLS BF H R ER SO BB IBB HBP BLK WP HR S P ERA WHIP	IP WLS BF H R ER SO BB IBB HBP BLK WP HR S P ERA WHIP	IP WLS BF H R ER SO BB IBB HBP BLK WP HR S P ERA WHIP	IP WLS BF H R ER SO BB IBB HBP BLK WP HR S P ERA WHIP	IP WLS BF H R ER SO BB IBB HBP BLK WP HR S P ERA WHIP	IP WLS BF H R ER SO BB IBB HBP BLK WP HR S P ERA WHIP	IP WLS BF H R ER SO BB IBB HBP BLK WP HR S P ERA WHIP	IP WLS BF H R ER SO BB IBB HBP BLK WP HR S P ERA WHIP	IP WLS BF H R ER SO BB IBB HBP BLK WP HR S P ERA WHIP	IP WLS BF H R ER SO BB IBB HBP BLK WP HR S P ERA WHIP	IP WLS BF H R ER SO BB IBB HBP BLK WP HR S P ERA WHIP	IP WLS BF H R ER SO BB IBB HBP BLK WP HR S P ERA WHIP	IP WLS BF H R ER SO BB IBB HBP BLK WP HR S P ERA WHIP	IP WLS BF H R ER SO BB IBB HBP BLK WP HR S P ERA WHIP	IP WLS BF H R ER SO BB IBB HBP BLK WP HR S P ERA WHIP	IP WLS BF H R ER SO BB IBB HBP BLK WP HR S P ERA WHIP

AB	35
R	7
H	11
RBI	7
BB	0
SO	10
LOB	10



Batter	1	2	3	4	5	6	7	8	9	AB	R	H	RBI	BB	SO	LOB	TOP		
11 Rajai Davis, R OBP: 0.263, SLG: 0.361										5	1	2	1	0	0	2			
14 Eric Thames, L OBP: 0.372, SLG: 0.550										4	1	1	0	1	0	1			
19 José Bautista, R OBP: 0.467, SLG: 0.679										5	1	1	0	0	0	0			
26 Adam Lind, L OBP: 0.364, SLG: 0.552										3	2	1	1	2	1	0			
10 Edwin Encarnación, R OBP: 0.275, SLG: 0.404										5	0	0	0	0	0	3			
2 Aaron Hill, R OBP: 0.286, SLG: 0.347										5	2	3	2	0	0	1			
45 Travis Snider, L OBP: 0.291, SLG: 0.315										5	1	3	2	0	0	2			
8 José Molina, R OBP: 0.370, SLG: 0.427										3	0	0	0	0	2	2			
6 John McDonald, R OBP: 0.257, SLG: 0.302										4	1	2	1	0	0	2			
Inning Stats	R: 1 H: 1 E: 0 K: 1 S: 10	H: 1 LOB: 0 BB: 0 P: 14	R: 2 H: 3 E: 0 K: 1 S: 13	H: 3 LOB: 1 BB: 0 P: 20	R: 4 H: 5 E: 0 K: 0 S: 22	H: 5 LOB: 1 BB: 0 P: 35	R: 0 H: 0 E: 0 K: 0 S: 9	H: 0 LOB: 0 BB: 0 P: 14	R: 0 H: 1 E: 0 K: 0 S: 10	H: 1 LOB: 1 BB: 0 P: 15	R: 1 H: 0 E: 0 K: 1 S: 14	H: 0 LOB: 1 BB: 1 P: 24	R: 1 H: 2 E: 0 K: 1 S: 10	H: 2 LOB: 1 BB: 1 P: 18	R: 0 H: 1 E: 0 K: 0 S: 9	H: 1 LOB: 2 BB: 1 P: 18	1B: 7 2B: 5 3B: 0 HR: 1	SF: 0 SAC: 1 DP: 0 HBP: 0	WP: 0 PA: 44 PB: 0 SB: 1 CS: 0
PITCHER	IP WLS BF H R ER SO BB IBB HBP BLK WP HR S P ERA WHIP																	PITCHER	IP WLS BF H R ER SO BB IBB HBP BLK WP HR S P ERA WHIP
41 John Lackey, R ERA: 7.47	(1, 1) 2.1 L 16 9 7 7 2 0 0 0 0 0 0 1 41 65 27.00 3.857																		
35 Dan Wheeler, R ERA: 5.33	(3, 1) 2.2 8 0 0 0 0 0 0 0 0 0 0 0 18 25 0.00 0.000																		
91 Alfredo Aceves, R ERA: 3.74	(6, 1) 2.2 13 3 2 1 1 1 0 0 0 0 0 0 33 52 3.38 1.500																		
46 Franklin Morales, L ERA: 3.79	(8, 1) 0.1 1 0 0 0 0 0 1 0 0 0 0 0 1 5 0.00 3.000																		
32 Matt Albers, R ERA: 2.97	(9, 1) 1.0 5 1 0 0 0 0 1 0 0 0 0 0 0 9 18 0.00 2.000																		

Toronto Blue Jays @ Boston Red Sox
Fenway Park, Boston, MA
Mon Jul 04 2011, 1:36 PM - 5:12 PM EDT
Att: 38,072 - Partly Cloudy - 83 F

livebaseballscores.com

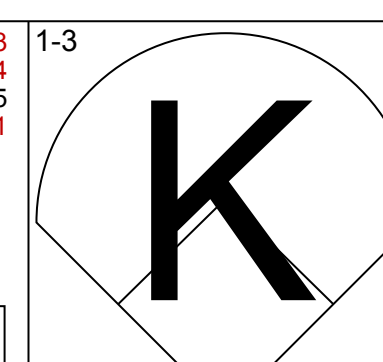
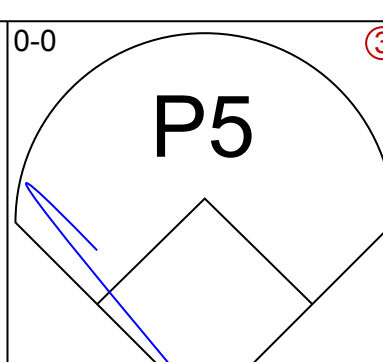
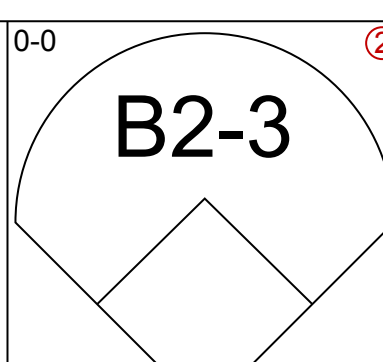
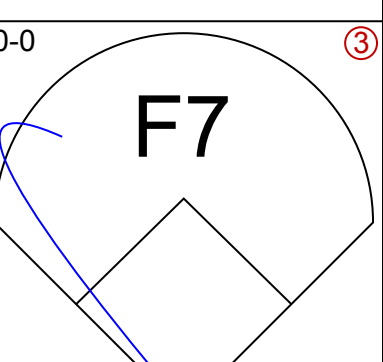
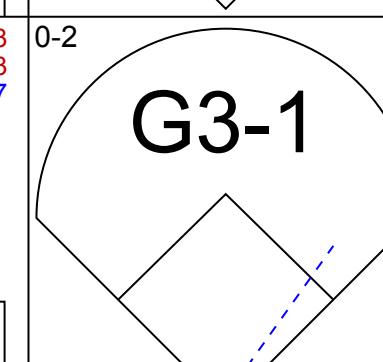
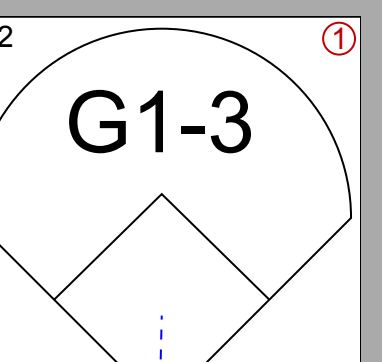
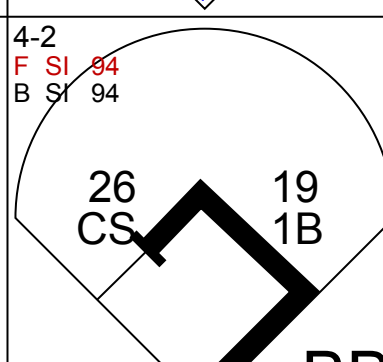
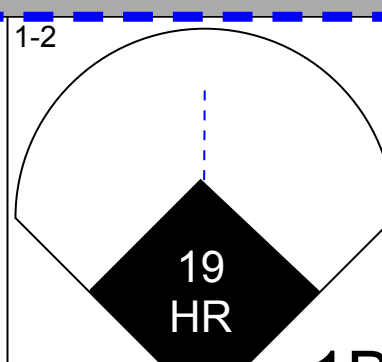
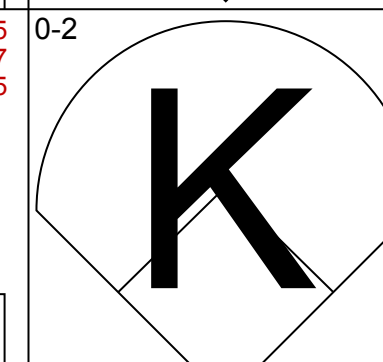
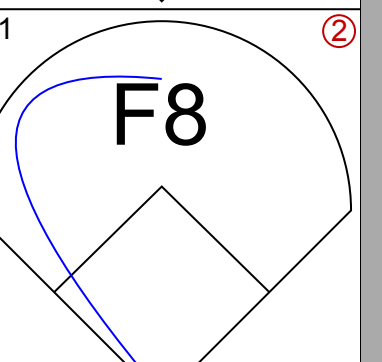
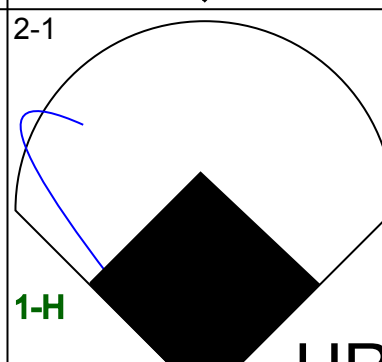

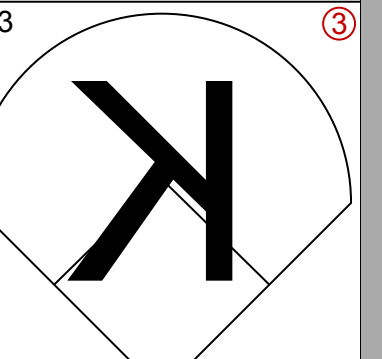
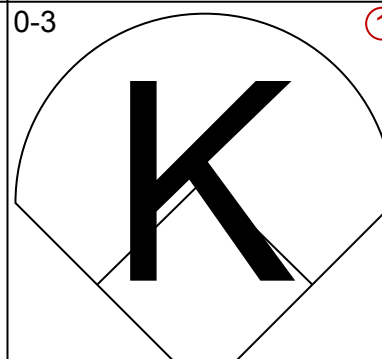
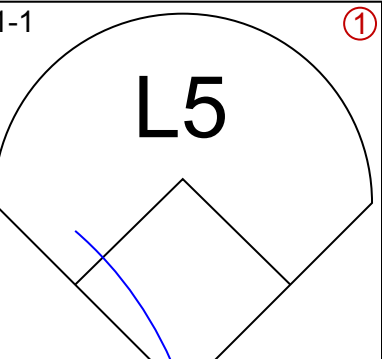
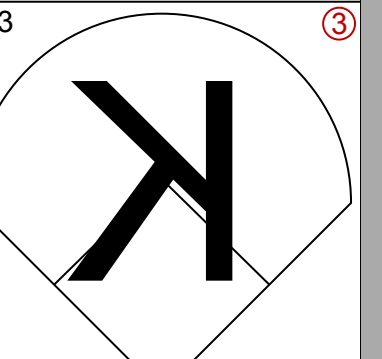
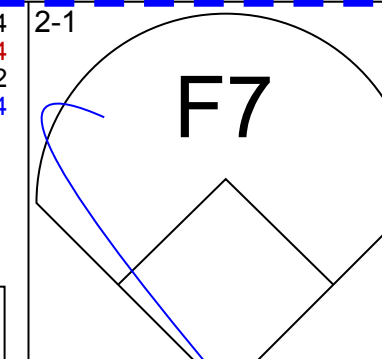
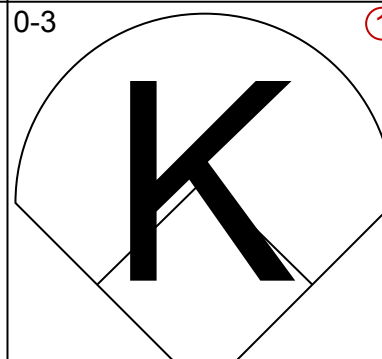
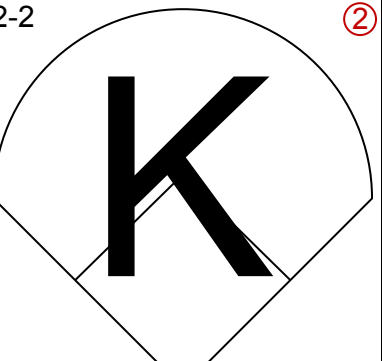
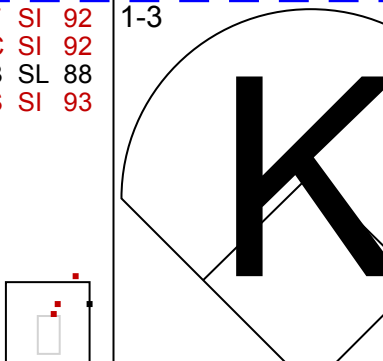
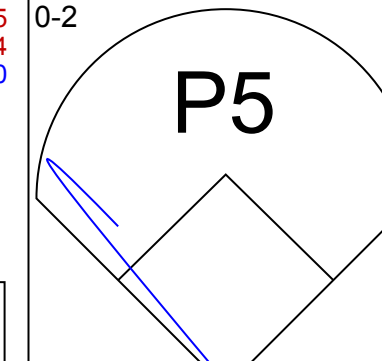
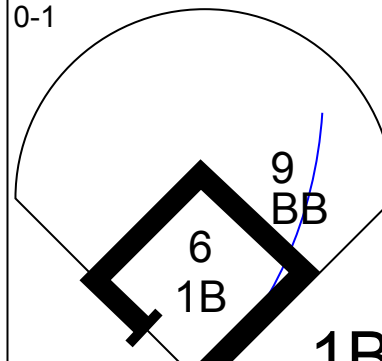
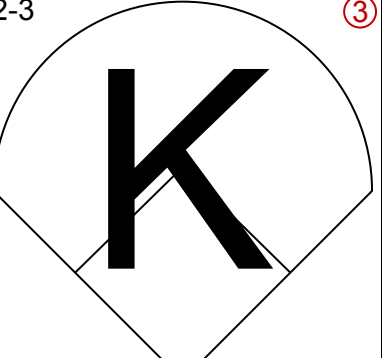
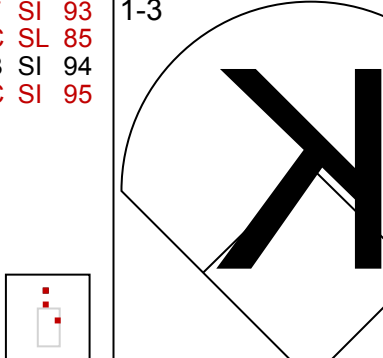
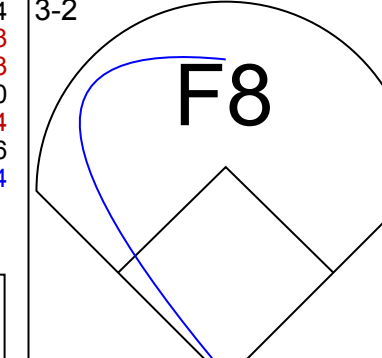
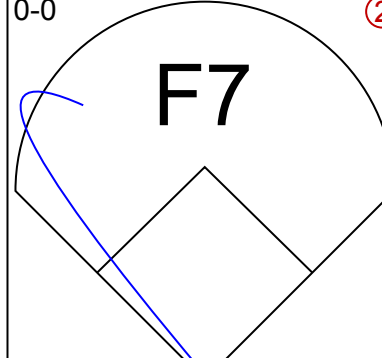
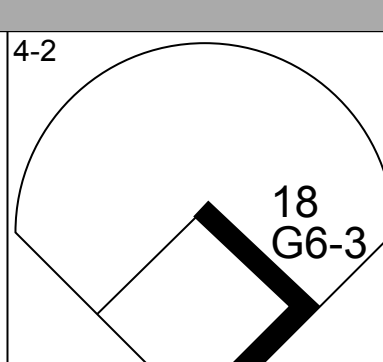
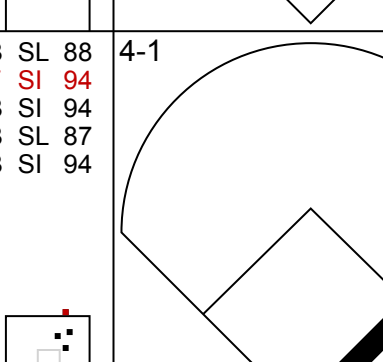
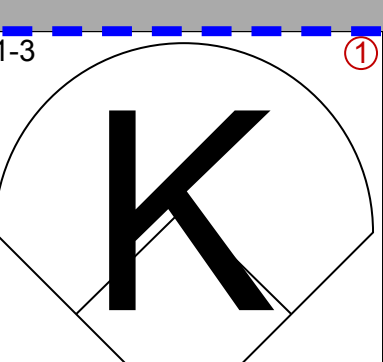
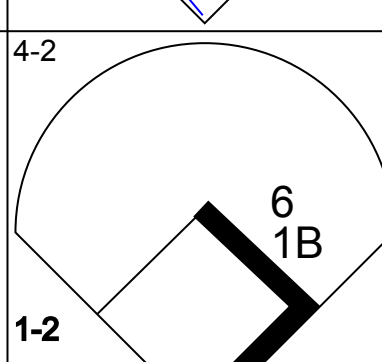
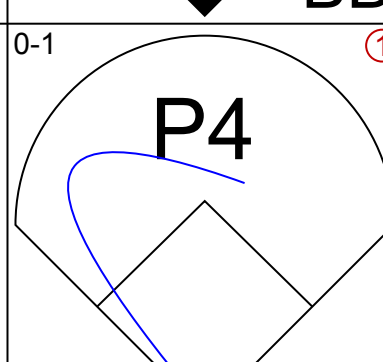
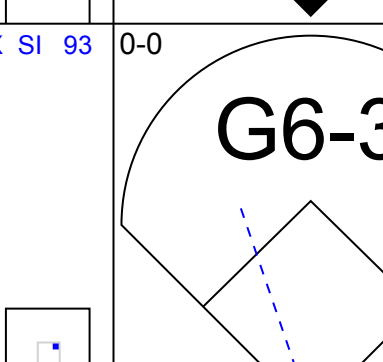
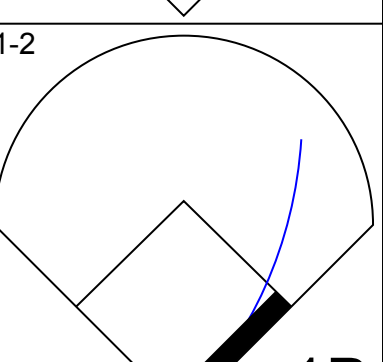
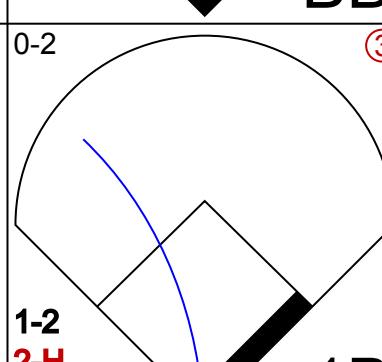
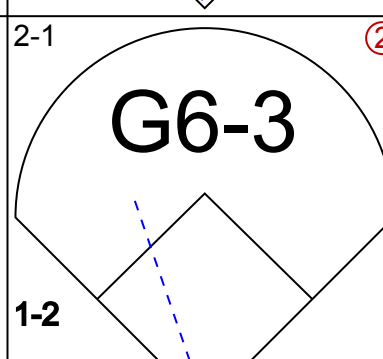

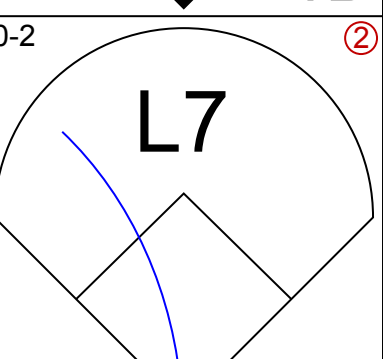
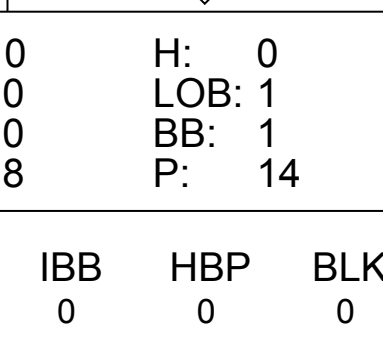
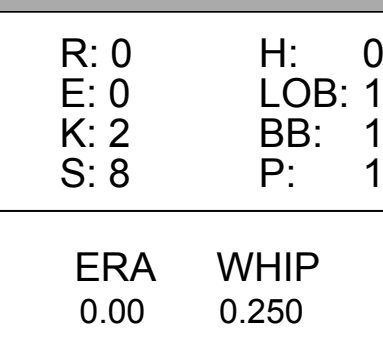
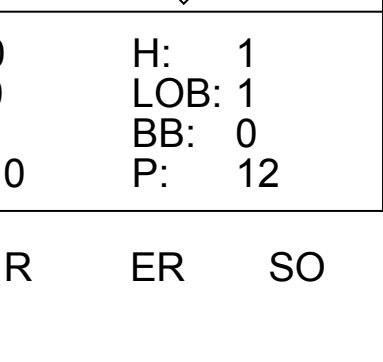
AB 39
R 9
H 13
RBI 7
BB 3
SO 3
LOB 13

Batter	1	2	3	4	5	6	7	8	9	AB	R	H	RBI	BB	SO	LOB	BOTTOM				
2 Jacoby Ellsbury, L OBP: 0.370, SLG: 0.464										5	1	4	2	0	0	1					
15 Dustin Pedroia, R OBP: 0.394, SLG: 0.404										4	1	1	0	1	1	2					
28 Adrián González, L OBP: 0.404, SLG: 0.586										5	0	1	1	0	2	4					
20 Kevin Youkilis, R OBP: 0.393, SLG: 0.474										1	0	0	0	0	0	0					
60 Yamaico Navarro, R OBP: 0.429, SLG: 0.657										3	1	1	0	0	1	2					
34 David Ortiz, L OBP: 0.383, SLG: 0.564										3	1	1	0	1	1	1					
16 Josh Reddick, L OBP: 0.456, SLG: 0.638										2	0	0	0	0	1	0					
54 Darrell McDonald, R OBP: 0.185, SLG: 0.233										2	0	0	0	0	2	3					
39 Jarrod Saltalamacchia, R OBP: 0.325, SLG: 0.433										4	1	1	2	0	1	1					
7 J.D. Drew, L OBP: 0.331, SLG: 0.322										3	1	1	1	0	2	1					
10 Marco Scutaro, R OBP: 0.331, SLG: 0.369										3	1	1	0	1	1	0					
Inning Stats	R: 0 H: 1 E: 0 K: 1 S: 9	H: 0 LOB: 0 BB: 0 P: 13	R: 0 H: 0 E: 0 K: 2 S: 8	H: 0 LOB: 0 BB: 0 P: 12	R: 0 H: 1 E: 0 K: 1 S: 11	H: 1 LOB: 1 BB: 0 P: 18	R: 0 H: 0 E: 0 K: 0 S: 10	H: 0 LOB: 1 BB: 0 P: 16	R: 4 H: 3 E: 0 K: 1 S: 19	H: 3 LOB: 1 BB: 2 P: 35	R: 0 H: 0 E: 0 K: 2 S: 7	H: 0 LOB: 1 BB: 1 P: 15	R: 0 H: 2 E: 0 K: 0 S: 14	H: 2 LOB: 1 BB: 0 P: 19	R: 3 H: 3 E: 0 K: 2 S: 13	H: 3 LOB: 0 BB: 0 P: 22	R: 0 H: 1 E: 0 K: 3 S: 11	H: 1 LOB: 1 BB: 0 P: 19	1B: 7 2B: 3 3B: 2 HR: 0	SF: 1 SAC: 0 DP: 2 HBP: 1	WP: 1 PA: 41 PB: 1 SB: 1 CS: 1
PITCHER	IP WLS BF H R ER SO BB IBB HBP BLK WP HR S P ERA WHIP																	PITCHER	IP WLS BF H R ER SO BB IBB HBP BLK WP HR S P ERA WHIP		
23 Brandon Morrow, R ERA: 4.73	(1, 1) 5.0 W 23 5 4 4 4 2 0 0 0 0 0 0 21 30 0.00 1.000																				
47 Luis Perez, L ERA: 3.45	(6, 1) 2.0 H 7 2 0 0 2 0 0 0 0 0 0 0 13 22 27.00 3.000																				
54 Jason Frasor, R ERA: 3.41	(8, 1) 1.0 S 6 3 3 3 2 0 0 0 0 0 0 0 11 19 0.00 1.000																				
50 Frank Francisco, R ERA: 4.81	(9, 1) 1.0 S 4 1 0 0 3 0 0 0 0 0 0 0 11 19 0.00 1.000																				

Toronto Blue Jays @ Boston Red Sox
Fenway Park, Boston, MA
Mon Jul 04 2011, 1:36 PM - 5:12 PM EDT
Att: 38,072 - Partly Cloudy - 83 F

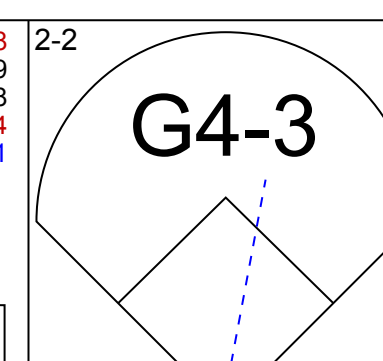
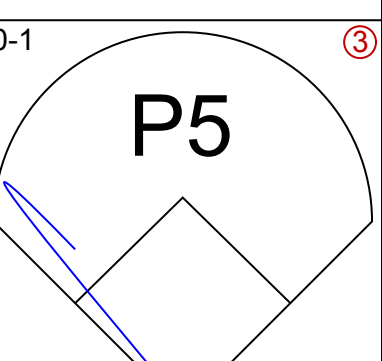
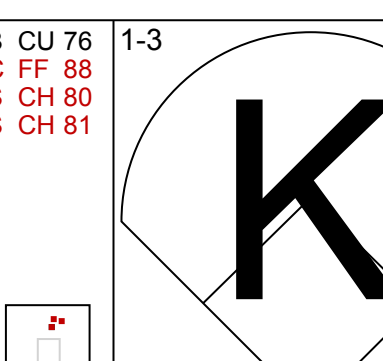
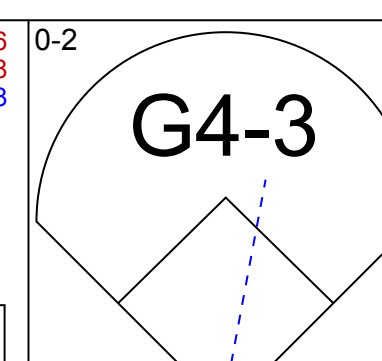
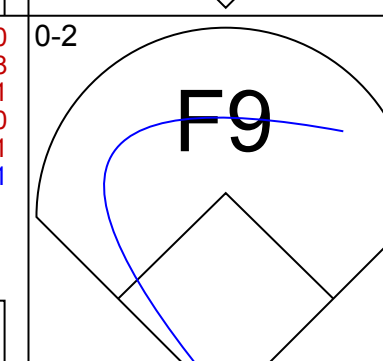
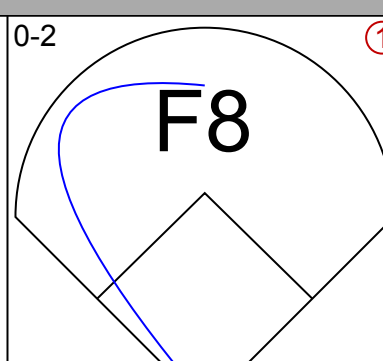
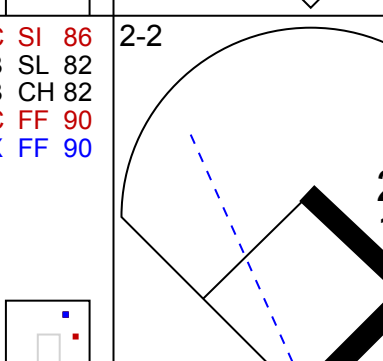
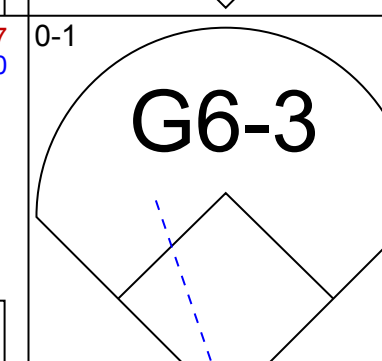
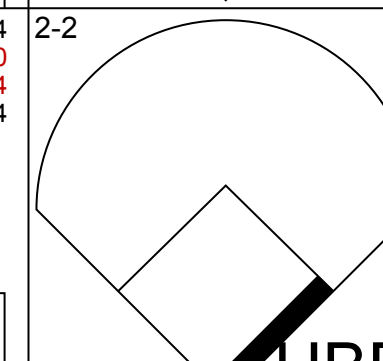
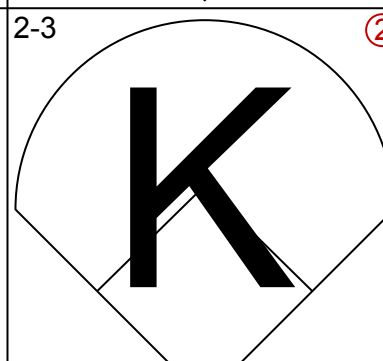
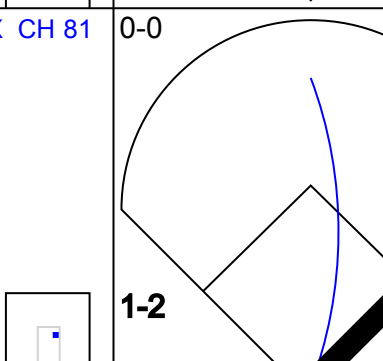
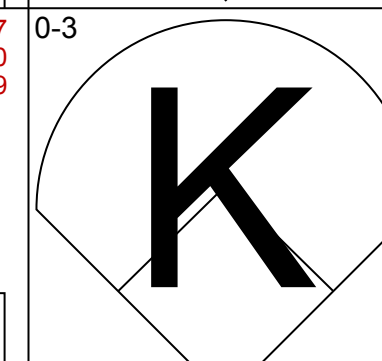
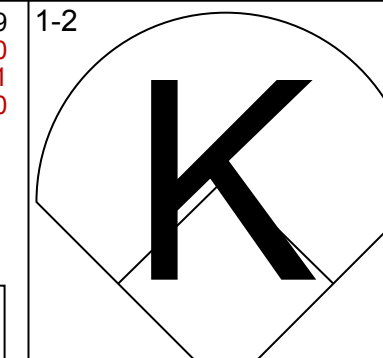
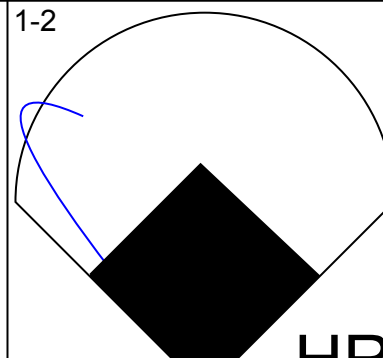
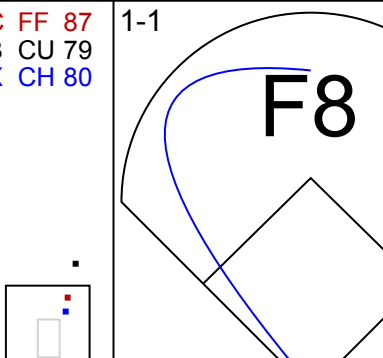
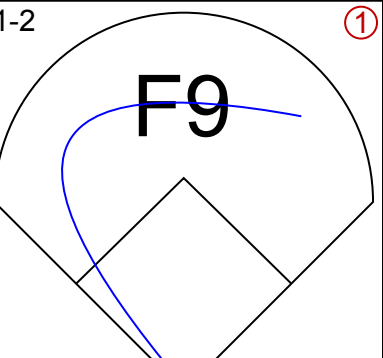
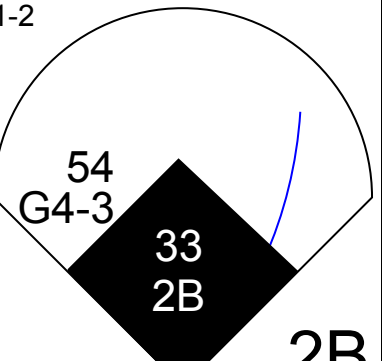
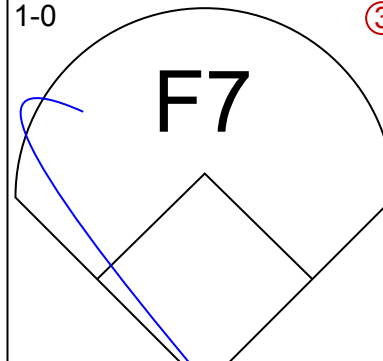

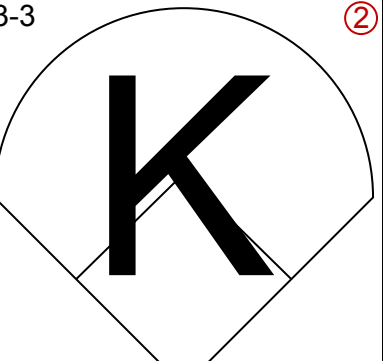

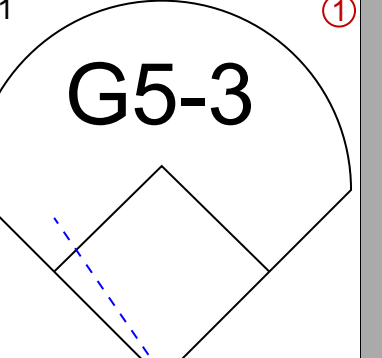
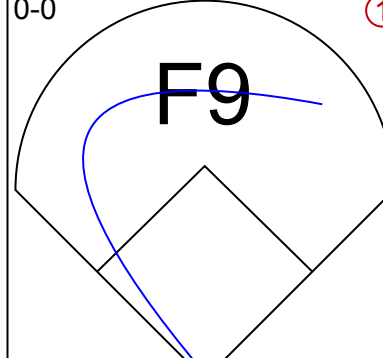
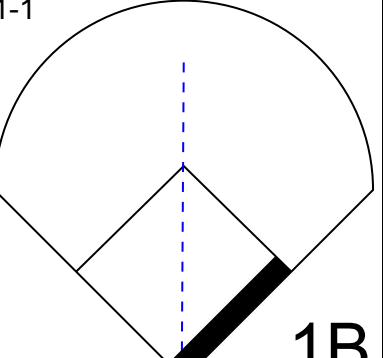
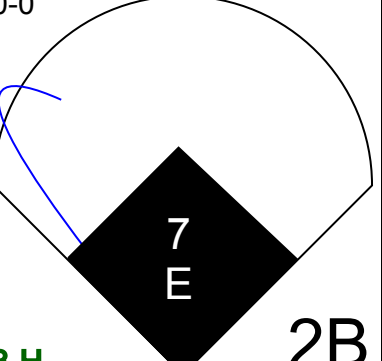

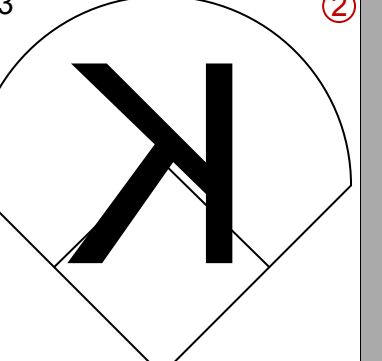
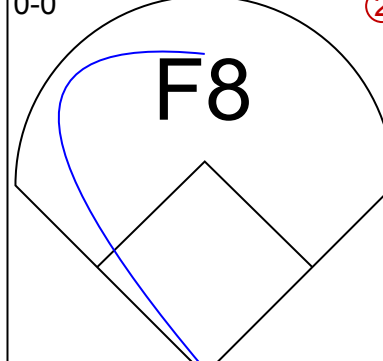
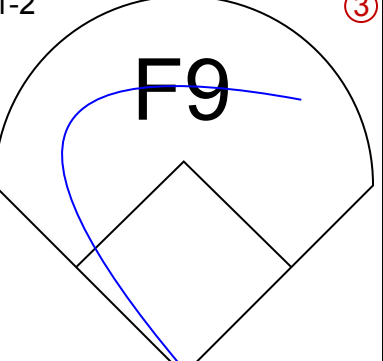
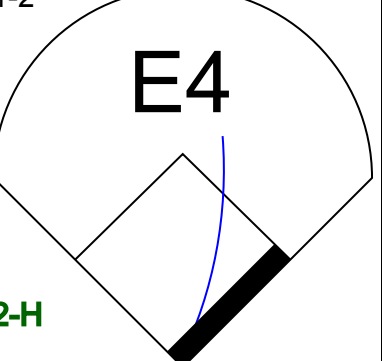
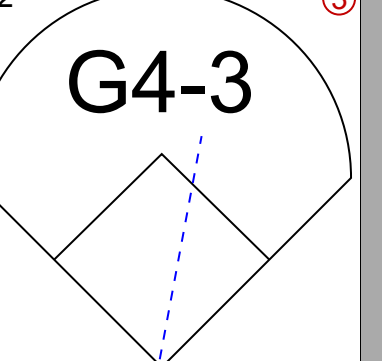
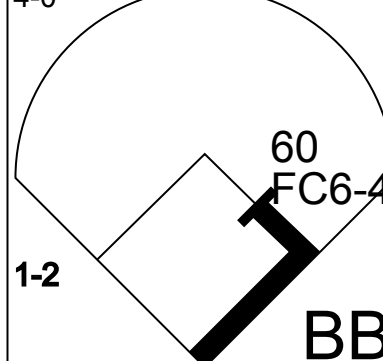
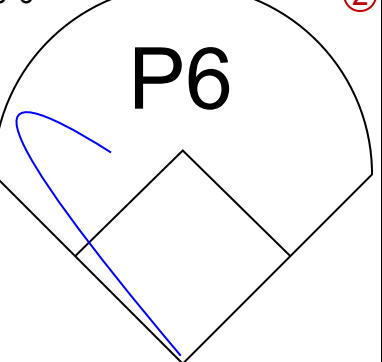

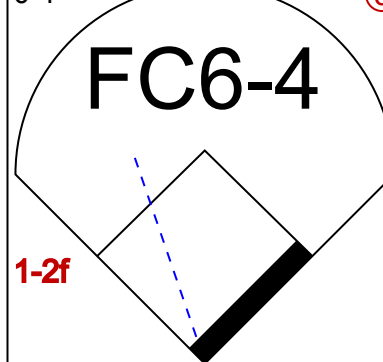
livebaseballscores.com

AB 35
R 7
H 11
RBI 6
BB 3
SO 12
LOB 15

Batter	1	2	3	4	5	6	7	8	9	AB	R	H	RBI	BB	SO	LOB	TOP				
11 Rajai Davis, R OBP: 0.260, SLG: 0.357										3	0	0	0	0	1	1	Toronto Blue Jays @ Boston Red Sox Fenway Park, Boston, MA Tue Jul 05 2011, 7:10 PM - 9:48 PM EDT Att: 37,745 - Partly Cloudy - 82 F				
14 Eric Thames, L OBP: 0.368, SLG: 0.543										3	1	1	0	1	0	0					
16 Corey Patterson, L OBP: 0.293, SLG: 0.393										4	1	2	2	0	1	0					
19 José Bautista, R OBP: 0.467, SLG: 0.687										4	0	0	0	0	2	0					
26 Adam Lind, L OBP: 0.358, SLG: 0.542										4	0	0	0	0	2	0					
10 Edwin Encarnación, R OBP: 0.275, SLG: 0.402										4	0	1	0	0	2	0					
45 Travis Snider, L OBP: 0.280, SLG: 0.302										4	0	0	0	0	2	1					
9 J.P. Arencibia, R OBP: 0.278, SLG: 0.433										1	0	0	0	3	1	0					
6 John McDonald, R OBP: 0.264, SLG: 0.308										4	0	2	0	0	0	2					
18 Mike McCoy, R OBP: 0.325, SLG: 0.296										2	0	0	0	0	0	1					
2 Aaron Hill, R OBP: 0.285, SLG: 0.346										1	0	0	0	0	0	1					
Inning Stats	R: 0 E: 0 K: 2 S: 9	H: 0 LOB: 0 BB: 0 P: 10	R: 0 E: 0 K: 2 S: 8	H: 0 LOB: 0 BB: 0 P: 13	R: 0 E: 0 K: 0 S: 8	H: 0 LOB: 1 BB: 1 P: 14	R: 0 E: 0 K: 1 S: 10	H: 0 LOB: 0 BB: 0 P: 13	R: 0 E: 0 K: 2 S: 8	H: 1 LOB: 1 BB: 1 P: 14	R: 0 E: 0 K: 0 S: 13	H: 0 LOB: 0 BB: 0 P: 18	R: 0 E: 0 K: 1 S: 10	H: 1 LOB: 1 BB: 0 P: 12	R: 2 E: 0 K: 1 S: 16	H: 4 LOB: 2 BB: 1 P: 23	1B: 5 2B: 0 3B: 0 HR: 1	SF: 0 SAC: 0 DP: 0 HBP: 0	WP: 0 PB: 0 SB: 0 CS: 1	PA: 36	
PITCHER	IP WLS BF H R ER SO BB IBB HBP BLK WP HR S P ERA WHIP	IP WLS BF H R ER SO BB IBB HBP BLK WP HR S P ERA WHIP	IP WLS BF H R ER SO BB IBB HBP BLK WP HR S P ERA WHIP	IP WLS BF H R ER SO BB IBB HBP BLK WP HR S P ERA WHIP	IP WLS BF H R ER SO BB IBB HBP BLK WP HR S P ERA WHIP	IP WLS BF H R ER SO BB IBB HBP BLK WP HR S P ERA WHIP	IP WLS BF H R ER SO BB IBB HBP BLK WP HR S P ERA WHIP	IP WLS BF H R ER SO BB IBB HBP BLK WP HR S P ERA WHIP	IP WLS BF H R ER SO BB IBB HBP BLK WP HR S P ERA WHIP	IP WLS BF H R ER SO BB IBB HBP BLK WP HR S P ERA WHIP	IP WLS BF H R ER SO BB IBB HBP BLK WP HR S P ERA WHIP	IP WLS BF H R ER SO BB IBB HBP BLK WP HR S P ERA WHIP	IP WLS BF H R ER SO BB IBB HBP BLK WP HR S P ERA WHIP	IP WLS BF H R ER SO BB IBB HBP BLK WP HR S P ERA WHIP	IP WLS BF H R ER SO BB IBB HBP BLK WP HR S P ERA WHIP	IP WLS BF H R ER SO BB IBB HBP BLK WP HR S P ERA WHIP	IP WLS BF H R ER SO BB IBB HBP BLK WP HR S P ERA WHIP	IP WLS BF H R ER SO BB IBB HBP BLK WP HR S P ERA WHIP	IP WLS BF H R ER SO BB IBB HBP BLK WP HR S P ERA WHIP	IP WLS BF H R ER SO BB IBB HBP BLK WP HR S P ERA WHIP	IP WLS BF H R ER SO BB IBB HBP BLK WP HR S P ERA WHIP

AB	31
R	2
H	6
RBI	2
BB	4
SO	9
LOB	7



Batter	1	2	3	4	5	6	7	8	9	AB	R	H	RBI	BB	SO	LOB	BOTTOM				
2 Jacoby Ellsbury, L OBP: 0.366, SLG: 0.459										4	0	0	0	0	1	1	Toronto Blue Jays @ Boston Red Sox Fenway Park, Boston, MA Tue Jul 05 2011, 7:10 PM - 9:48 PM EDT Att: 37,745 - Partly Cloudy - 82 F				
10 Marco Scutaro, R OBP: 0.325, SLG: 0.366										4	0	1	0	0	0	0					
28 Adrián González, L OBP: 0.405, SLG: 0.583										3	0	1	0	0	2	0					
15 Dustin Pedroia, R OBP: 0.392, SLG: 0.411										4	1	1	1	0	1	3					
34 David Ortiz, L OBP: 0.385, SLG: 0.565										3	1	1	0	1	1	0					
54 Danell McDonald, R OBP: 0.188, SLG: 0.234										4	0	1	0	0	0	2					
33 Jason Varitek, S OBP: 0.336, SLG: 0.427										4	1	1	1	0	1	2					
7 J.D. Drew, L OBP: 0.331, SLG: 0.319										2	0	0	0	1	0	0					
60 Yamaico Navarro, R OBP: 0.300, SLG: 0.600										3	0	0	0	0	0	3					
Inning Stats	R: 0 E: 0 K: 1 S: 14	H: 2 LOB: 1 BB: 0 P: 19	R: 2 E: 1 K: 0 S: 12	H: 2 LOB: 0 BB: 0 P: 14	R: 1 E: 0 K: 1 S: 10	H: 1 LOB: 0 BB: 0 P: 14	R: 0 E: 0 K: 1 S: 10	H: 0 LOB: 0 BB: 0 P: 12	R: 0 E: 0 K: 1 S: 12	H: 2 LOB: 2 BB: 0 P: 16	R: 0 E: 0 K: 0 S: 6	H: 0 LOB: 2 BB: 2 P: 14	R: 0 E: 0 K: 1 S: 8	H: 1 LOB: 1 BB: 0 P: 17	R: 0 E: 0 K: 1 S: 11	H: 1 LOB: 1 BB: 0 P: 17		1B: 3 2B: 2 3B: 0 HR: 1	SF: 0 SAC: 0 DP: 0 HBP: 1	WP: 0 PB: 0 SB: 0 CS: 0	PA: 34
PITCHER	IP WLS BF H R ER SO BB IBB HBP BLK WP HR S P ERA WHIP	IP WLS BF H R ER SO BB IBB HBP BLK WP HR S P ERA WHIP	IP WLS BF H R ER SO BB IBB HBP BLK WP HR S P ERA WHIP	IP WLS BF H R ER SO BB IBB HBP BLK WP HR S P ERA WHIP	IP WLS BF H R ER SO BB IBB HBP BLK WP HR S P ERA WHIP	IP WLS BF H R ER SO BB IBB HBP BLK WP HR S P ERA WHIP	IP WLS BF H R ER SO BB IBB HBP BLK WP HR S P ERA WHIP	IP WLS BF H R ER SO BB IBB HBP BLK WP HR S P ERA WHIP	IP WLS BF H R ER SO BB IBB HBP BLK WP HR S P ERA WHIP	IP WLS BF H R ER SO BB IBB HBP BLK WP HR S P ERA WHIP	IP WLS BF H R ER SO BB IBB HBP BLK WP HR S P ERA WHIP	IP WLS BF H R ER SO BB IBB HBP BLK WP HR S P ERA WHIP	IP WLS BF H R ER SO BB IBB HBP BLK WP HR S P ERA WHIP	IP WLS BF H R ER SO BB IBB HBP BLK WP HR S P ERA WHIP	IP WLS BF H R ER SO BB IBB HBP BLK WP HR S P ERA WHIP	IP WLS BF H R ER SO BB IBB HBP BLK WP HR S P ERA WHIP	IP WLS BF H R ER SO BB IBB HBP BLK WP HR S P ERA WHIP	IP WLS BF H R ER SO BB IBB HBP BLK WP HR S P ERA WHIP	IP WLS BF H R ER SO BB IBB HBP BLK WP HR S P ERA WHIP	IP WLS BF H R ER SO BB IBB HBP BLK WP HR S P ERA WHIP	IP WLS BF H R ER SO BB IBB HBP BLK WP HR S P ERA WHIP

AB	31
R	3
H	6
RBI	2
BB	2
SO	6
LOB	11



Batter	1	2	3	4	5	6	7	8	9	AB R H RBI BB SO LOB	TOP								
5 Yuliel Escobar, R (1, 6) OBP: 0.369, SLG: 0.449										5 2 4 1 0 0 0	Toronto Blue Jays @ Boston Red Sox Fenway Park, Boston, MA Wed Jul 06 2011, 7:09 PM - 10:28 PM EDT Att: 37,404 - Clear - 87 F								
14 Eric Thames, L (1, 7) OBP: 0.325, SLG: 0.518										4 0 0 0 1 2 5									
19 José Bautista, R (1, 5) OBP: 0.468, SLG: 0.687										3 0 2 2 0 1 1									
26 Adam Lind, L (1, 3) OBP: 0.357, SLG: 0.538										4 0 1 1 0 0 3									
10 Edwin Encarnación, R (1, 10) OBP: 0.270, SLG: 0.395										4 0 0 0 0 3 2									
2 Aaron Hill, R (1, 4) OBP: 0.281, SLG: 0.341										4 0 0 0 0 2 0									
45 Travis Snider, L (1, 9) OBP: 0.288, SLG: 0.320										4 0 2 0 0 1 0									
9 J.P. Arencibia, R (1, 2) OBP: 0.278, SLG: 0.428										3 0 0 0 0 1 2 0 1 0 0 0 0 0									
18 Mike McCoy, R (9, PR) OBP: 0.325, SLG: 0.296										3 1 1 0 0 1 0 1 0 0 0 0 1 1									
11 Rajai Davis, R (1, 8) OBP: 0.261, SLG: 0.356										WP: 0 PA: 38 PB: 3 SB: 0 CS: 1									
16 Corey Patterson, L (9, PH) OBP: 0.292, SLG: 0.392																			
Inning Stats	R: 1 E: 0 K: 0 S: 14	H: 2 LOB: 1 BB: 0 P: 18	R: 0 E: 0 K: 2 S: 11	H: 1 LOB: 0 BB: 0 P: 15	R: 2 E: 0 K: 1 S: 9	H: 3 LOB: 1 BB: 0 P: 12	R: 0 E: 0 K: 0 S: 8	H: 0 LOB: 2 BB: 0 P: 11	R: 0 E: 0 K: 1 S: 12	H: 1 LOB: 1 BB: 0 P: 22	R: 0 E: 0 K: 1 S: 15	H: 0 LOB: 1 BB: 1 P: 15	R: 0 E: 0 K: 2 S: 10	H: 0 LOB: 0 BB: 0 P: 13	R: 0 E: 0 K: 3 S: 14	H: 1 LOB: 2 BB: 0 P: 20	1B: 8 2B: 2 3B: 0 HR: 0	SF: 1 SAC: 0 DP: 0 HBP: 1	WP: 0 PA: 38 PB: 3 SB: 0 CS: 1
PITCHER	IP WLS BF H R ER SO BB IBB HBP BLK WP HR S P ERA WHIP											IP WLS BF H R ER SO BB IBB HBP BLK WP HR S P ERA WHIP							
49 Tim Wakefield, R (1, 1) ERA: 4.74	7.0 W 30 9 3 3 7 1 0 0 0 0 0 0 76 106 3.86 1.429																		
51 Daniel Bard, R (8, 1) ERA: 2.16	0.2 H 2 0 0 0 1 0 0 0 0 0 0 0 7 8 0.00 0.000																		
35 Dan Wheeler, R (8, 1) ERA: 5.27	0.1 H 1 0 0 0 1 0 0 0 0 0 0 0 3 5 0.00 0.000																		
58 Jonathan Papelbon, R (9, 1) ERA: 4.15	1.0 S 5 1 1 1 3 0 0 0 1 0 0 0 14 20 9.00 1.000																		

Batter	1	2	3	4	5	6	7	8	9	AB R H RBI BB SO LOB	BOTTOM								
2 Jacoby Ellsbury, L (1, 8) OBP: 0.369, SLG: 0.475										5 1 3 3 0 0 0	Toronto Blue Jays @ Boston Red Sox Fenway Park, Boston, MA Wed Jul 06 2011, 7:09 PM - 10:28 PM EDT Att: 37,404 - Clear - 87 F								
10 Marco Scutaro, R (1, 6) OBP: 0.333, SLG: 0.361										2 0 0 0 2 0 1									
15 Dustin Pedroia, R (1, 4) OBP: 0.391, SLG: 0.409										4 0 1 0 0 0 3									
34 David Ortiz, L (1, 10) OBP: 0.383, SLG: 0.559										3 0 0 0 1 1 1									
20 Kevin Youkilis, R (1, 3) OBP: 0.397, SLG: 0.496										4 1 3 1 0 0 0									
7 J.D. Drew, L (1, 9) OBP: 0.333, SLG: 0.324										3 1 1 0 1 0 2									
54 Danell McDonald, R (1, 7) OBP: 0.197, SLG: 0.242										2 1 1 1 0 1 0 2 0 0 0 0 1 4									
16 Josh Reddick, L (5, PH) OBP: 0.439, SLG: 0.612										4 1 1 0 0 1 0									
39 Jarrod Saltalamacchia, R (1, 2) OBP: 0.323, SLG: 0.429										4 1 1 1 0 0 0									
60 Yamaico Navarro, R (1, 5) OBP: 0.286, SLG: 0.571										4 1 1 1 0 0 0									
Inning Stats	R: 1 E: 0 K: 0 S: 8	H: 2 LOB: 0 BB: 0 P: 11	R: 1 E: 0 K: 1 S: 12	H: 1 LOB: 0 BB: 0 P: 20	R: 0 E: 0 K: 1 S: 10	H: 0 LOB: 1 BB: 1 P: 18	R: 4 E: 0 K: 1 S: 20	H: 5 LOB: 2 BB: 1 P: 36	R: 0 E: 0 K: 0 S: 5	H: 1 LOB: 1 BB: 0 P: 13	R: 0 E: 0 K: 1 S: 10	H: 1 LOB: 2 BB: 1 P: 16	R: 0 E: 0 K: 0 S: 8	H: 0 LOB: 0 BB: 0 P: 11	R: 0 E: 0 K: 3 S: 14	H: 0 LOB: 0 BB: 0 P: 20	1B: 3 2B: 7 3B: 0 HR: 2	SF: 0 SAC: 0 DP: 2 HBP: 0	WP: 0 PA: 37 PB: 0 SB: 1 CS: 0
PITCHER	IP WLS BF H R ER SO BB IBB HBP BLK WP HR S P ERA WHIP											IP WLS BF H R ER SO BB IBB HBP BLK WP HR S P ERA WHIP							
24 Ricky Romero, L (1, 1) ERA: 3.09	4.1 L 24 9 6 6 2 3 0 0 0 0 0 0 11 13 0.00 0.600																		
57 Shawn Camp, R (5, 1) ERA: 3.92	1.2 5 1 0 0 1 0 0 0 0 0 0 0 11 13 0.00 0.600																		
60 Jon Rauch, R (7, 1) ERA: 4.08	0.1 3 1 0 0 0 1 0 0 0 0 0 0 4 9 0.00 6.000																		
47 Luis Perez, L (7, 1) ERA: 3.38	0.2 2 0 0 0 1 0 0 0 0 0 0 0 5 7 0.00 0.000																		
29 Octavio Dotel, R (8, 1) ERA: 3.7	1.0 3 0 0 0 0 0 0 0 0 0 0 0 8 11 0.00 0.000																		

AB 35
R 4
H 10
RBI 4
BB 1
SO 12
LOB 14



AB 33
R 6
H 11
RBI 6
BB 4
SO 4
LOB 11



Batter	1	2	3	4	5	6	7	8	9	AB	R	H	RBI	BB	SO	LOB	TOP			
5 Yuliel Escobar, R OBP: 0.370, SLG: 0.444	G6-3	F9		BB				K		3	0	0	0	2	1	4				
14 Eric Thames, L OBP: 0.340, SLG: 0.489	K		F9	F7		G1-3		K		5	0	0	0	0	2	4				
19 José Bautista, R OBP: 0.467, SLG: 0.691			F9	FC6-4			G5-3		HR	4	1	1	1	1	0	3				
26 Adam Lind, L OBP: 0.354, SLG: 0.531	K		K		K		G6-3		1B	5	0	1	0	0	3	1				
2 Aaron Hill, R OBP: 0.286, SLG: 0.343		45 E 45 S 1B		FC4-6 9 1B			G5-3		F9	4	2	2	0	1	0	1				
10 Edwin Encarnación, R OBP: 0.277, SLG: 0.389	P4			FC4-6 45 1B					K	5	0	3	0	0	1	2				
45 Travis Snider, L OBP: 0.287, SLG: 0.317	11 E 1B			FC4-6 9 1B		K		K		4	1	1	1	0	2	4				
9 J.P. Arencibia, R OBP: 0.281, SLG: 0.429	K			5 BB 11 1B		L7				4	0	2	1	0	1	1				
11 Rajai Davis, R OBP: 0.261, SLG: 0.355	E1			5 BB 1B		L8		P4		4	0	1	1	0	0	3				
Inning Stats	R: 0 H: 0 K: 2 S: 13	H: 0 LOB: 1 P: 25	R: 1 H: 1 K: 1 S: 17	H: 1 LOB: 2 P: 28	R: 0 H: 0 K: 1 S: 10	H: 0 LOB: 0 P: 14	R: 2 H: 4 K: 0 S: 16	H: 4 LOB: 3 BB: 1 P: 27	R: 0 H: 0 K: 0 S: 12	H: 0 LOB: 1 BB: 1 P: 20	R: 0 H: 0 K: 0 S: 6	H: 0 LOB: 0 BB: 0 P: 10	R: 0 H: 2 K: 2 S: 17	H: 2 LOB: 2 BB: 0 P: 21	R: 1 H: 2 K: 2 S: 20	H: 2 LOB: 0 BB: 0 P: 25	1B: 10 2B: 0 3B: 0 HR: 1	SF: 0 SAC: 0 DP: 0 HBP: 0	WP: 0 PB: 0 SB: 1 CS: 1	PA: 42
PITCHER	IP	WLS	BF	H	R	ER	SO	BB	IBB	HBP	BLK	WP	HR	S	P	ERA	WHIP			
69 Zach McAllister, R ERA: 4.5	4.0		21	5	3	2	4	3	0	0	0	0	0	56	94	4.50	2.000			
53 Rafael Perez, L ERA: 1.51	2.0		8	2	0	0	2	1	0	0	0	0	0	23	36	0.00	1.500			
37 Chad Durbin, R ERA: 6.81	1.0		3	0	0	0	0	0	0	0	0	0	0	6	10	0.00	0.000			
56 Frank Herrmann, R ERA: 4.0	0.2		4	2	0	0	1	0	0	0	0	0	0	12	14	0.00	3.000			
38 Joe Smith, R ERA: 0.91	0.1		1	0	0	0	1	0	0	0	0	0	0	5	7	0.00	0.000			
PITCHER	IP	WLS	BF	H	R	ER	SO	BB	IBB	HBP	BLK	WP	HR	S	P	ERA	WHIP			
49 Tony Sipp, L ERA: 2.8	1.0		5	2	1	1	2	0	0	0	0	0	0	1	20	9.00	2.000			

Toronto Blue Jays @ Cleveland Indians
 Progressive Field, Cleveland, OH
 Thu Jul 07 2011, 7:09 PM - 10:35 PM EDT
 Att: 18,816 - Overcast - 79 F

AB	38
R	4
H	11
RBI	4
BB	4
SO	10
LOB	23



Batter	1	2	3	4	5	6	7	8	9	AB	R	H	RBI	BB	SO	LOB	BOTTOM			
23 Michael Brantley, L OBP: 0.327, SLG: 0.383	24 BB 41 S 1B			F8				K		5	0	2	0	0	2	4				
13 Adrián Cabrera, S OBP: 0.343, SLG: 0.601	F9		F7		K					4	1	1	1	1	1	3				
48 Travis Hafner, L OBP: 0.428, SLG: 0.567	F7		24 WP 1B		41 1B 1B		G4-6-3 BB		48 HR 1B	5	1	3	4	0	0	2				
41 Carlos Santana, S OBP: 0.355, SLG: 0.418	24 BB BB							24 FC1-6 BB		2	0	1	0	2	1	1				
24 Grady Sizemore, L OBP: 0.291, SLG: 0.436								FC1-6 20 G6-4-3		3	0	0	0	1	2	4				
20 Orlando Cabrera, R OBP: 0.285, SLG: 0.340	F9		G6-3		P2			G6-4-3		4	0	0	0	0	0	7				
28 Travis Buck, L OBP: 0.294, SLG: 0.370	K			K			F7		7 2B 13 1B 1B	4	1	1	0	0	2	0				
7 Matt LaPorta, R OBP: 0.311, SLG: 0.427	G5-3			G5-3			K		13 1B 48 HR 2B	4	1	1	0	0	1	0				
8 Lonnie Chisenhall, L OBP: 0.313, SLG: 0.467							P5		13 1B 48 HR BB	0	0	0	0	0	0	0				
9 Jack Hannahan, L OBP: 0.308, SLG: 0.344	23 1B HBP									2	1	1	0	1	0	0				
Inning Stats	R: 0 H: 1 K: 0 S: 17	H: 1 LOB: 2 BB: 0 P: 17	R: 0 H: 1 K: 1 S: 14	H: 1 LOB: 1 BB: 0 P: 16	R: 0 H: 1 K: 1 S: 12	H: 1 LOB: 0 BB: 0 P: 19	R: 0 H: 0 K: 1 S: 12	H: 0 LOB: 0 BB: 0 P: 20	R: 0 H: 0 K: 1 S: 5	H: 0 LOB: 0 BB: 1 P: 9	R: 0 H: 0 K: 1 S: 5	H: 0 LOB: 0 BB: 1 P: 12	R: 0 H: 0 K: 0 S: 6	H: 0 LOB: 1 BB: 1 P: 13	R: 5 H: 4 K: 1 S: 13	H: 4 LOB: 1 BB: 1 P: 22	1B: 7 2B: 1 3B: 1 HR: 1	SF: 0 SAC: 0 DP: 2 HBP: 1	WP: 1 PB: 0 SB: 1 CS: 0	PA: 39
PITCHER	IP	WLS	BF	H	R	ER	SO	BB	IBB	HBP	BLK	WP	HR	S	P	ERA	WHIP			
33 Carlos Villanueva, R ERA: 2.99	6.0		27	6	0	0	7	2	0	1	0	0	0	71	110	0.00	1.333			
34 Marc Zyzanski, L ERA: 3.0	1.1		5	0	0	0	1	2	0	0	0	0	0	8	20	0.00	1.500			
54 Jason Frasor, R ERA: 3.34	0.2		1	0	0	0	0	0	0	0	0	0	0	3	5	0.00	0.000			
50 Frank Francisco, R ERA: 5.92	0.0		3	2	3	3	0	1	0	0	0	0	0	6	11	=	=			
47 Luis Perez, L ERA: 3.94	0.1		3	2	2	2	1	0	0	0	0	0	1	7	11	54.00	6.000			

Toronto Blue Jays @ Cleveland Indians
 Progressive Field, Cleveland, OH
 Thu Jul 07 2011, 7:09 PM - 10:35 PM EDT
 Att: 18,816 - Overcast - 79 F

AB	33
R	5
H	10
RBI	5
BB	5
SO	9
LOB	21




Batter	1	2	3	4	5	6	7	8	9	AB	R	H	RBI	BB	SO	LOB	TOP							
5 Yuliel Escobar, R OBP: 0.365, SLG: 0.438										5	1	1	0	0	3	1	Toronto Blue Jays @ Cleveland Indians Progressive Field, Cleveland, OH Sun Jul 10 2011, 1:07 PM - 4:11 PM EDT Att: 21,148 - Sunny - 85 F							
14 Eric Thames, L OBP: 0.357, SLG: 0.519										5	2	3	2	0	1	0								
19 José Bautista, R OBP: 0.468, SLG: 0.702										4	1	2	2	0	0	1								
6 John McDonald, R OBP: 0.262, SLG: 0.305										1	0	0	0	0	0	0								
26 Adam Lind, L OBP: 0.349, SLG: 0.515										5	0	0	0	0	1	3								
2 Aaron Hill, R OBP: 0.279, SLG: 0.328										4	0	0	0	1	1	1								
45 Travis Snider, L OBP: 0.302, SLG: 0.368										3	1	1	0	1	2	1								
9 J.P. Arencibia, R OBP: 0.287, SLG: 0.427										3	1	2	1	1	1	1								
16 Corey Patterson, L OBP: 0.292, SLG: 0.393										4	0	1	2	0	2	3								
11 Rajai Davis, R OBP: 0.264, SLG: 0.357										4	1	1	0	0	2	3								
Inning Stats	R: 0 E: 0 K: 1 S: 10	H: 1 LOB: 1 BB: 0 P: 12	R: 0 E: 0 K: 3 S: 15	H: 1 LOB: 2 BB: 1 P: 25	R: 5 E: 0 K: 0 S: 22	H: 5 LOB: 1 BB: 1 P: 35	R: 0 E: 0 K: 0 S: 9	H: 0 LOB: 0 BB: 0 P: 15	R: 0 E: 0 K: 1 S: 11	H: 1 LOB: 1 BB: 0 P: 14	R: 2 E: 0 K: 2 S: 10	H: 3 LOB: 1 BB: 0 P: 17	R: 0 E: 0 K: 1 S: 10	H: 0 LOB: 0 BB: 1 P: 17	R: 0 E: 0 K: 3 S: 10	H: 0 LOB: 0 BB: 0 P: 10	R: 0 E: 0 K: 2 S: 10	H: 0 LOB: 0 BB: 0 P: 14	1B: 7 2B: 3 3B: 0 HR: 1	SF: 0 SAC: 0 DP: 0 HBP: 0	WP: 2 PB: 0 SB: 0 CS: 0	PA: 41		
PITCHER	IP WLS BF H R ER SO BB IBB HBP BLK WP HR S P ERA WHIP	IP WLS BF H R ER SO BB IBB HBP BLK WP HR S P ERA WHIP	IP WLS BF H R ER SO BB IBB HBP BLK WP HR S P ERA WHIP	IP WLS BF H R ER SO BB IBB HBP BLK WP HR S P ERA WHIP	IP WLS BF H R ER SO BB IBB HBP BLK WP HR S P ERA WHIP	IP WLS BF H R ER SO BB IBB HBP BLK WP HR S P ERA WHIP	IP WLS BF H R ER SO BB IBB HBP BLK WP HR S P ERA WHIP	IP WLS BF H R ER SO BB IBB HBP BLK WP HR S P ERA WHIP	IP WLS BF H R ER SO BB IBB HBP BLK WP HR S P ERA WHIP	IP WLS BF H R ER SO BB IBB HBP BLK WP HR S P ERA WHIP	IP WLS BF H R ER SO BB IBB HBP BLK WP HR S P ERA WHIP	IP WLS BF H R ER SO BB IBB HBP BLK WP HR S P ERA WHIP	IP WLS BF H R ER SO BB IBB HBP BLK WP HR S P ERA WHIP	IP WLS BF H R ER SO BB IBB HBP BLK WP HR S P ERA WHIP	IP WLS BF H R ER SO BB IBB HBP BLK WP HR S P ERA WHIP	IP WLS BF H R ER SO BB IBB HBP BLK WP HR S P ERA WHIP	IP WLS BF H R ER SO BB IBB HBP BLK WP HR S P ERA WHIP	IP WLS BF H R ER SO BB IBB HBP BLK WP HR S P ERA WHIP	IP WLS BF H R ER SO BB IBB HBP BLK WP HR S P ERA WHIP	IP WLS BF H R ER SO BB IBB HBP BLK WP HR S P ERA WHIP	IP WLS BF H R ER SO BB IBB HBP BLK WP HR S P ERA WHIP	IP WLS BF H R ER SO BB IBB HBP BLK WP HR S P ERA WHIP	IP WLS BF H R ER SO BB IBB HBP BLK WP HR S P ERA WHIP	IP WLS BF H R ER SO BB IBB HBP BLK WP HR S P ERA WHIP
59 Carlos Carrasco, R ERA: 4.28	3.0	L	18	7	5	5	4	2	0	0	0	0	0	0	0	0	1	1	47	72	15.00	3.000		
56 Frank Herrmann, R ERA: 3.9	2.0		7	1	0	0	1	0	0	0	0	0	0	0	0	0	0	0	20	29	0.00	0.500		
53 Rafael Perez, L ERA: 1.91	1.0		6	3	2	2	2	0	0	0	1	1	0	10	17	18.00	3.000							
38 Joe Smith, R ERA: 0.85	1.0		4	0	0	0	1	1	0	0	0	0	0	10	17	0.00	1.000							
52 Vinnie Pestano, R ERA: 2.97	1.0		3	0	0	0	3	0	0	0	0	0	0	10	10	0.00	0.000							

Batter	1	2	3	4	5	6	7	8	9	AB	R	H	RBI	BB	SO	LOB	BOTTOM						
23 Michael Brantley, L OBP: 0.329, SLG: 0.381										4	0	1	0	1	1	5	Toronto Blue Jays @ Cleveland Indians Progressive Field, Cleveland, OH Sun Jul 10 2011, 1:07 PM - 4:11 PM EDT Att: 21,148 - Sunny - 85 F						
20 Orlando Cabrera, R OBP: 0.279, SLG: 0.330										5	0	0	0	0	1	2							
48 Travis Hafner, L OBP: 0.406, SLG: 0.528										4	0	0	0	1	2	1							
41 Carlos Santana, S OBP: 0.363, SLG: 0.418										3	0	2	0	2	1	0							
24 Grady Sizemore, L OBP: 0.295, SLG: 0.448										5	1	2	0	0	0	6							
26 Austin Kearns, R OBP: 0.301, SLG: 0.297										4	0	1	0	0	1	5							
6 Lou Marson, R OBP: 0.286, SLG: 0.319										3	0	1	0	1	1	2							
1 Luis Valbuena, L OBP: 0.125, SLG: 0.125										4	0	1	0	0	1	3							
9 Jack Hannahan, L OBP: 0.312, SLG: 0.348										3	0	1	1	1	1	3							
Inning Stats	R: 0 E: 0 K: 0 S: 8	H: 1 LOB: 3 BB: 2 P: 19	R: 0 E: 0 K: 2 S: 10	H: 0 LOB: 1 BB: 1 P: 15	R: 0 E: 0 K: 0 S: 13	H: 1 LOB: 1 BB: 0 P: 16	R: 0 E: 0 K: 2 S: 11	H: 2 LOB: 2 BB: 0 P: 15	R: 0 E: 0 K: 0 S: 14	H: 0 LOB: 0 BB: 0 P: 18	R: 1 E: 0 K: 0 S: 13	H: 3 LOB: 2 BB: 0 P: 21	R: 0 E: 0 K: 1 S: 9	H: 1 LOB: 2 BB: 1 P: 16	R: 0 E: 0 K: 1 S: 11	H: 0 LOB: 0 BB: 1 P: 18		R: 0 E: 0 K: 1 S: 14	H: 1 LOB: 2 BB: 1 P: 24	1B: 8 2B: 1 3B: 0 HR: 0	SF: 0 SAC: 0 DP: 1 HBP: 0	WP: 0 PB: 0 SB: 0 CS: 0	PA: 41
PITCHER	IP WLS BF H R ER SO BB IBB HBP BLK WP HR S P ERA WHIP	IP WLS BF H R ER SO BB IBB HBP BLK WP HR S P ERA WHIP	IP WLS BF H R ER SO BB IBB HBP BLK WP HR S P ERA WHIP	IP WLS BF H R ER SO BB IBB HBP BLK WP HR S P ERA WHIP	IP WLS BF H R ER SO BB IBB HBP BLK WP HR S P ERA WHIP	IP WLS BF H R ER SO BB IBB HBP BLK WP HR S P ERA WHIP	IP WLS BF H R ER SO BB IBB HBP BLK WP HR S P ERA WHIP	IP WLS BF H R ER SO BB IBB HBP BLK WP HR S P ERA WHIP	IP WLS BF H R ER SO BB IBB HBP BLK WP HR S P ERA WHIP	IP WLS BF H R ER SO BB IBB HBP BLK WP HR S P ERA WHIP	IP WLS BF H R ER SO BB IBB HBP BLK WP HR S P ERA WHIP	IP WLS BF H R ER SO BB IBB HBP BLK WP HR S P ERA WHIP	IP WLS BF H R ER SO BB IBB HBP BLK WP HR S P ERA WHIP	IP WLS BF H R ER SO BB IBB HBP BLK WP HR S P ERA WHIP	IP WLS BF H R ER SO BB IBB HBP BLK WP HR S P ERA WHIP	IP WLS BF H R ER SO BB IBB HBP BLK WP HR S P ERA WHIP	IP WLS BF H R ER SO BB IBB HBP BLK WP HR S P ERA WHIP	IP WLS BF H R ER SO BB IBB HBP BLK WP HR S P ERA WHIP	IP WLS BF H R ER SO BB IBB HBP BLK WP HR S P ERA WHIP	IP WLS BF H R ER SO BB IBB HBP BLK WP HR S P ERA WHIP	IP WLS BF H R ER SO BB IBB HBP BLK WP HR S P ERA WHIP	IP WLS BF H R ER SO BB IBB HBP BLK WP HR S P ERA WHIP	IP WLS BF H R ER SO BB IBB HBP BLK WP HR S P ERA WHIP
27 Brett Cecil, L ERA: 5.44	6.0	W	28	7	1	1	0	3	0	0	0	0	0	0	0	0	1	1	69	104	1.50	1.667	
47 Luis Perez, L ERA: 3.69	2.0		8	1	0	0	2	2	0	0	0	0	0	20	34	0.00	1.500						
54 Jason Frasor, R ERA: 3.16	1.0		5	1	0	0	1	1	0	0	0	0	0	14	24	0.00	2.000						

AB	38
R	7
H	11
RBI	7
BB	3
SO	13
LOB	14




AB	35
R	1
H	9
RBI	1
BB	6
SO	9
LOB	27



Batter	1	2	3	4	5	6	7	8	9	AB R H RBI BB SO LOB	TOP											
2 Derek Jeter, R OBP: 0.328, SLG: 0.348	G6-3	K		E6		G6-3			14 1B	5 0 2 1 0 1 3	New York Yankees @ Toronto Blue Jays Rogers Centre, Toronto, ON Sat Jul 16 2011, 1:09 PM - 4:05 PM EDT Att: 45,606 - Partly Cloudy - 73 F											
14 Curtis Granderson, L OBP: 0.360, SLG: 0.569	F9		24 18 E BB	G3		B2-3			1B	4 1 1 0 1 0 1												
25 Mark Teixeira, S OBP: 0.345, SLG: 0.503	F9		K		F8		24 FC6-4 1B		P2	5 0 1 0 0 1 3												
24 Robinson Canó, L OBP: 0.343, SLG: 0.513	K		18 G5-3 1B		33 WP BB		FC6-4		K	4 0 1 0 1 2 3												
33 Nick Swisher, S OBP: 0.365, SLG: 0.415		18 1B 2B					G4-3			4 1 1 0 0 2 4												
18 Andrew Jones, R OBP: 0.288, SLG: 0.426 Greg Golson, R (8.7)		11 26 G5-3 1B						F8		4 1 1 1 0 1 2 0 0 0 0 0 0 0												
11 Brett Gardner, L OBP: 0.357, SLG: 0.413		26 G5-3 2B		17 G5-3 17 S 1B				G6-3		4 1 3 0 0 0 0												
26 Eduardo Núñez, R OBP: 0.307, SLG: 0.414		G5-3		SH1-3				P3		3 0 0 1 0 0 2												
17 Francisco Cervelli, R OBP: 0.263, SLG: 0.274		2 S BB						G5-3		3 0 0 0 1 1 2												
F8									F8													
Inning Stats	R: 0 E: 0 K: 0 S: 5	H: 0 LOB: 0 BB: 0 P: 11	R: 2 E: 0 K: 2 S: 17	H: 3 LOB: 2 BB: 1 P: 30	R: 1 E: 0 K: 2 S: 12	H: 1 LOB: 1 BB: 1 P: 24	R: 1 E: 1 K: 1 S: 11	H: 2 LOB: 1 BB: 0 P: 17	R: 0 E: 0 K: 2 S: 14	H: 0 LOB: 1 BB: 1 P: 25	R: 0 E: 0 K: 0 S: 5	H: 1 LOB: 1 BB: 0 P: 6	R: 0 E: 0 K: 0 S: 7	H: 1 LOB: 1 BB: 0 P: 9	R: 0 E: 0 K: 0 S: 8	H: 0 LOB: 0 BB: 0 P: 13	R: 0 E: 0 K: 1 S: 11	H: 2 LOB: 2 BB: 0 P: 17	1B: 7 2B: 3 3B: 0 HR: 0	SF: 0 SAC: 1 DP: 0 HBP: 0	WP: 1 PB: 0 SB: 2 CS: 0	PA: 40
PITCHER	IP WLS BF H R ER SO BB IBB HBP BLK WP HR S P ERA WHIP											PITCHER	IP WLS BF H R ER SO BB IBB HBP BLK WP HR S P ERA WHIP									
24 Ricky Romero, L ERA: 3.18	(1.1) 5.0 L 24 6 4 3 7 3 0 0 0 0 1 0 59 107 5.40 1.800																					
57 Shawn Camp, R ERA: 4.2	(6.1) 1.0 4 1 0 0 0 0 0 0 0 0 0 5 6 0.00 1.000																					
47 Luis Perez, L ERA: 3.44	(7.1) 0.2 3 1 0 0 0 0 0 0 0 0 0 6 8 0.00 1.500																					
50 Frank Francisco, R ERA: 5.4	(7.1) 1.1 4 0 0 0 0 0 0 0 0 0 0 9 14 0.00 0.000																					
60 Jon Rauch, R ERA: 4.23	(9.1) 1.0 5 2 0 0 1 0 0 0 0 0 0 11 17 0.00 2.000																					

Batter	1	2	3	4	5	6	7	8	9	AB R H RBI BB SO LOB	BOTTOM											
11 Rajai Davis, R OBP: 0.265, SLG: 0.349	14 S 1B BB		G6-4-3			F8			G6-3	3 1 0 0 1 0 2	New York Yankees @ Toronto Blue Jays Rogers Centre, Toronto, ON Sat Jul 16 2011, 1:09 PM - 4:05 PM EDT Att: 45,606 - Partly Cloudy - 73 F											
14 Eric Thames, L OBP: 0.273, SLG: 0.543	F7		K			G3			L8	4 0 0 0 0 1 2												
5 Yunel Escobar, R OBP: 0.375, SLG: 0.443				2 L5-4 26 1B BB					F8	3 0 1 1 1 1 0												
26 Adam Lind, L OBP: 0.353, SLG: 0.513		K							K	4 0 2 0 0 2 1												
10 Edwin Encarnación, R OBP: 0.299, SLG: 0.412									10 1B	4 0 1 0 0 2 3												
16 Corey Patterson, L OBP: 0.269, SLG: 0.389										0 0 0 0 0 0 0												
2 Aaron Hill, R OBP: 0.277, SLG: 0.321	F7									3 0 0 0 1 1 4												
45 Travis Snider, L OBP: 0.310, SLG: 0.388	G5-3									4 0 0 0 0 1 3												
9 J.P. Arencibia, R OBP: 0.282, SLG: 0.422	P4									3 0 0 0 0 1 0												
6 John McDonald, R OBP: 0.267, SLG: 0.316			E5							3 0 1 0 0 1 0												
Inning Stats	R: 1 E: 0 K: 2 S: 11	H: 1 LOB: 1 BB: 1 P: 18	R: 0 E: 0 K: 0 S: 7	H: 0 LOB: 0 BB: 0 P: 11	R: 0 E: 1 K: 1 S: 9	H: 0 LOB: 0 BB: 0 P: 11	R: 0 E: 0 K: 1 S: 9	H: 1 LOB: 1 BB: 1 P: 14	R: 0 E: 0 K: 1 S: 8	H: 0 LOB: 0 BB: 0 P: 11	R: 0 E: 0 K: 0 S: 8	H: 0 LOB: 0 BB: 0 P: 10	R: 0 E: 0 K: 2 S: 12	H: 0 LOB: 1 BB: 1 P: 19	R: 0 E: 0 K: 1 S: 10	H: 1 LOB: 1 BB: 0 P: 16	R: 0 E: 0 K: 2 S: 23	H: 2 LOB: 2 BB: 0 P: 28	1B: 4 2B: 2 3B: 0 HR: 0	SF: 0 SAC: 0 DP: 2 HBP: 0	WP: 0 PB: 0 SB: 1 CS: 0	PA: 34
PITCHER	IP WLS BF H R ER SO BB IBB HBP BLK WP HR S P ERA WHIP											PITCHER	IP WLS BF H R ER SO BB IBB HBP BLK WP HR S P ERA WHIP									
52 CC Sabathia, L ERA: 2.64	(1.1) 8.0 W 29 3 1 1 8 3 0 0 0 0 0 0 23 28 1.12 0.750																					
42 Mariano Rivera, R ERA: 1.8	(9.1) 1.0 S 5 2 0 0 2 0 0 0 0 0 0 0 23 28 0.00 2.000																					

AB	36
R	4
H	10
RBI	3
BB	3
SO	8
LOB	20



AB	31
R	1
H	5
RBI	1
BB	3
SO	10
LOB	15



WP	0
PB	0
SB	1
CS	0

Batter	1	2	3	4	5	6	7	8	9	AB	R	H	RBI	BB	SO	LOB	TOP							
11 Brett Gardner, L OBP: 0.364, SLG: 0.418										4	3	3	0	1	0	0	New York Yankees @ Toronto Blue Jays Rogers Centre, Toronto, ON Sun Jul 17 2011, 1:11 PM - 3:58 PM EDT Att: 36,586 - Partly Cloudy - 81 F							
14 Curtis Granderson, L OBP: 0.361, SLG: 0.570										5	1	2	3	0	2	2								
25 Mark Teixeira, S OBP: 0.346, SLG: 0.500										4	0	1	0	1	1	2								
24 Robinson Canó, L OBP: 0.341, SLG: 0.510										4	0	1	1	0	1	1								
33 Nick Swisher, S OBP: 0.366, SLG: 0.416										4	1	2	1	0	1	1								
20 Jorge Posada, S OBP: 0.311, SLG: 0.387										4	0	0	0	0	1	4								
27 Chris Dickerson, L OBP: 0.364, SLG: 0.400										0	0	0	0	0	0	0								
55 Russell Martin, R OBP: 0.324, SLG: 0.383										4	1	1	1	0	0	3								
26 Eduardo Núñez, R OBP: 0.306, SLG: 0.409										4	1	1	0	0	1	0								
19 Ramiro Pena, S OBP: 0.143, SLG: 0.200										3	0	0	1	0	2	0								
Inning Stats	R: 1 E: 0 K: 2 S: 19	H: 3 LOB: 3 BB: 1 P: 30	R: 0 E: 0 K: 0 S: 8	H: 0 LOB: 0 BB: 0 P: 11	R: 0 E: 0 K: 2 S: 11	H: 0 LOB: 0 BB: 0 P: 15	R: 4 E: 0 K: 0 S: 11	H: 5 LOB: 1 BB: 0 P: 17	R: 0 E: 0 K: 1 S: 7	H: 0 LOB: 0 BB: 0 P: 13	R: 0 E: 0 K: 0 S: 8	H: 0 LOB: 0 BB: 0 P: 12	R: 1 E: 0 K: 0 S: 11	H: 2 LOB: 1 BB: 0 P: 18	R: 0 E: 0 K: 1 S: 8	H: 0 LOB: 0 BB: 0 P: 11	R: 1 E: 0 K: 2 S: 14	H: 1 LOB: 1 BB: 1 P: 24	1B: 9 2B: 2 3B: 0 HR: 0	SF: 2 SAC: 0 DP: 0 HBP: 0	WP: 0 PB: 0 SB: 2 CS: 0	PA: 40		
PITCHER	IP WLS BF H R ER SO BB IBB HBP BLK WP HR S P ERA WHIP	IP WLS BF H R ER SO BB IBB HBP BLK WP HR S P ERA WHIP	IP WLS BF H R ER SO BB IBB HBP BLK WP HR S P ERA WHIP	IP WLS BF H R ER SO BB IBB HBP BLK WP HR S P ERA WHIP	IP WLS BF H R ER SO BB IBB HBP BLK WP HR S P ERA WHIP	IP WLS BF H R ER SO BB IBB HBP BLK WP HR S P ERA WHIP	IP WLS BF H R ER SO BB IBB HBP BLK WP HR S P ERA WHIP	IP WLS BF H R ER SO BB IBB HBP BLK WP HR S P ERA WHIP	IP WLS BF H R ER SO BB IBB HBP BLK WP HR S P ERA WHIP	IP WLS BF H R ER SO BB IBB HBP BLK WP HR S P ERA WHIP	IP WLS BF H R ER SO BB IBB HBP BLK WP HR S P ERA WHIP	IP WLS BF H R ER SO BB IBB HBP BLK WP HR S P ERA WHIP	IP WLS BF H R ER SO BB IBB HBP BLK WP HR S P ERA WHIP	IP WLS BF H R ER SO BB IBB HBP BLK WP HR S P ERA WHIP	IP WLS BF H R ER SO BB IBB HBP BLK WP HR S P ERA WHIP	IP WLS BF H R ER SO BB IBB HBP BLK WP HR S P ERA WHIP	IP WLS BF H R ER SO BB IBB HBP BLK WP HR S P ERA WHIP	IP WLS BF H R ER SO BB IBB HBP BLK WP HR S P ERA WHIP	IP WLS BF H R ER SO BB IBB HBP BLK WP HR S P ERA WHIP	IP WLS BF H R ER SO BB IBB HBP BLK WP HR S P ERA WHIP	IP WLS BF H R ER SO BB IBB HBP BLK WP HR S P ERA WHIP	IP WLS BF H R ER SO BB IBB HBP BLK WP HR S P ERA WHIP	IP WLS BF H R ER SO BB IBB HBP BLK WP HR S P ERA WHIP	IP WLS BF H R ER SO BB IBB HBP BLK WP HR S P ERA WHIP

AB	36
R	7
H	11
RBI	7
BB	2
SO	9
LOB	13



Batter	1	2	3	4	5	6	7	8	9	AB	R	H	RBI	BB	SO	LOB	BOTTOM							
11 Rajai Davis, R OBP: 0.261, SLG: 0.344										4	0	0	0	0	0	0	New York Yankees @ Toronto Blue Jays Rogers Centre, Toronto, ON Sun Jul 17 2011, 1:11 PM - 3:58 PM EDT Att: 36,586 - Partly Cloudy - 81 F							
14 Eric Thames, L OBP: 0.312, SLG: 0.525										4	0	0	0	0	3	0								
5 Yunel Escobar, R OBP: 0.376, SLG: 0.442										3	0	1	0	1	1	0								
26 Adam Lind, L OBP: 0.349, SLG: 0.505										4	0	0	0	0	1	2								
10 Edwin Encarnación, R OBP: 0.302, SLG: 0.415										3	2	1	0	1	1	1								
45 Travis Snider, L OBP: 0.315, SLG: 0.398										4	0	2	1	0	1	1								
2 Aaron Hill, R OBP: 0.274, SLG: 0.319										2	0	0	1	0	0	1								
9 J.P. Arencibia, R OBP: 0.279, SLG: 0.417										3	0	0	0	0	3	2								
16 Corey Patterson, L OBP: 0.285, SLG: 0.384										3	0	0	0	0	0	1								
Inning Stats	R: 0 E: 0 K: 1 S: 14	H: 1 LOB: 1 BB: 0 P: 20	R: 1 E: 0 K: 1 S: 11	H: 2 LOB: 1 BB: 0 P: 18	R: 0 E: 0 K: 1 S: 8	H: 0 LOB: 0 BB: 0 P: 13	R: 1 E: 0 K: 1 S: 8	H: 1 LOB: 1 BB: 1 P: 14	R: 0 E: 0 K: 1 S: 6	H: 0 LOB: 0 BB: 0 P: 6	R: 0 E: 0 K: 0 S: 4	H: 0 LOB: 0 BB: 1 P: 9	R: 0 E: 0 K: 1 S: 10	H: 0 LOB: 0 BB: 0 P: 17	R: 0 E: 0 K: 1 S: 8	H: 0 LOB: 0 BB: 0 P: 13		R: 0 E: 0 K: 3 S: 11	H: 0 LOB: 0 BB: 0 P: 17	1B: 2 2B: 2 3B: 0 HR: 0	SF: 1 SAC: 0 DP: 0 HBP: 0	WP: 0 PB: 0 SB: 1 CS: 0	PA: 33	
PITCHER	IP WLS BF H R ER SO BB IBB HBP BLK WP HR S P ERA WHIP	IP WLS BF H R ER SO BB IBB HBP BLK WP HR S P ERA WHIP	IP WLS BF H R ER SO BB IBB HBP BLK WP HR S P ERA WHIP	IP WLS BF H R ER SO BB IBB HBP BLK WP HR S P ERA WHIP	IP WLS BF H R ER SO BB IBB HBP BLK WP HR S P ERA WHIP	IP WLS BF H R ER SO BB IBB HBP BLK WP HR S P ERA WHIP	IP WLS BF H R ER SO BB IBB HBP BLK WP HR S P ERA WHIP	IP WLS BF H R ER SO BB IBB HBP BLK WP HR S P ERA WHIP	IP WLS BF H R ER SO BB IBB HBP BLK WP HR S P ERA WHIP	IP WLS BF H R ER SO BB IBB HBP BLK WP HR S P ERA WHIP	IP WLS BF H R ER SO BB IBB HBP BLK WP HR S P ERA WHIP	IP WLS BF H R ER SO BB IBB HBP BLK WP HR S P ERA WHIP	IP WLS BF H R ER SO BB IBB HBP BLK WP HR S P ERA WHIP	IP WLS BF H R ER SO BB IBB HBP BLK WP HR S P ERA WHIP	IP WLS BF H R ER SO BB IBB HBP BLK WP HR S P ERA WHIP	IP WLS BF H R ER SO BB IBB HBP BLK WP HR S P ERA WHIP	IP WLS BF H R ER SO BB IBB HBP BLK WP HR S P ERA WHIP	IP WLS BF H R ER SO BB IBB HBP BLK WP HR S P ERA WHIP	IP WLS BF H R ER SO BB IBB HBP BLK WP HR S P ERA WHIP	IP WLS BF H R ER SO BB IBB HBP BLK WP HR S P ERA WHIP	IP WLS BF H R ER SO BB IBB HBP BLK WP HR S P ERA WHIP	IP WLS BF H R ER SO BB IBB HBP BLK WP HR S P ERA WHIP	IP WLS BF H R ER SO BB IBB HBP BLK WP HR S P ERA WHIP	IP WLS BF H R ER SO BB IBB HBP BLK WP HR S P ERA WHIP

AB	30
R	2
H	4
RBI	2
BB	2
SO	10
LOB	8



Batter	1	2	3	4	5	6	7	8	9	10	11	12	13	14	AB	R	H	RBI	BB	SO	LOB						
51 Ichiro Suzuki, L OBP: 0.307, SLG: 0.311 (1, 9)	F7	F9				F8			K		FC6-4			G6-3	7	0	1	0	0	1	1						
26 Brendan Ryan, R OBP: 0.315, SLG: 0.321 (1, 6)															6	2	3	1	1	0	2						
13 Dustin Ackley, L OBP: 0.330, SLG: 0.462 (1, 4), (8, 3)															7	0	2	1	0	2	3						
30 Miguel Olivo, R OBP: 0.256, SLG: 0.373 (1, 2)															6	0	1	0	0	3	3						
17 Justin Smoak, S OBP: 0.323, SLG: 0.407 (1, 3)	F9														4	0	1	0	0	0	2						
2 Jack Wilson, R OBP: 0.267, SLG: 0.256 (8, 4)															2	0	1	0	0	0	0						
21 Franklin Gutierrez, R OBP: 0.223, SLG: 0.226 (1, 8)	FC6-4														4	0	0	0	1	1	3						
20 Mike Carp, L OBP: 0.354, SLG: 0.341 (1, 10)															6	1	3	0	0	0	3						
9 Chone Figgins, S OBP: 0.235, SLG: 0.243 (1, 5)															4	1	1	0	2	0	2						
56 Greg Halman, R OBP: 0.303, SLG: 0.411 (1, 7)															5	1	1	3	0	1	1						
Inning Stats	R: 1 E: 0 K: 0 S: 16	H: 3 LOB: 2 BB: 0 P: 24	R: 4 E: 0 K: 1 S: 18	H: 4 LOB: 0 BB: 1 P: 27	R: 0 E: 0 K: 0 S: 7	H: 0 LOB: 1 BB: 1 P: 13	R: 0 E: 0 K: 0 S: 8	H: 1 LOB: 2 BB: 0 P: 11	R: 0 E: 0 K: 0 S: 6	H: 0 LOB: 0 BB: 0 P: 11	R: 0 E: 0 K: 1 S: 8	H: 1 LOB: 0 BB: 0 P: 12	R: 0 E: 0 K: 1 S: 9	H: 0 LOB: 1 BB: 1 P: 14	R: 0 E: 0 K: 0 S: 11	H: 2 LOB: 1 BB: 1 P: 17	R: 0 E: 0 K: 2 S: 7	H: 0 LOB: 0 BB: 0 P: 11	R: 0 E: 0 K: 0 S: 9	H: 1 LOB: 1 BB: 1 P: 12	R: 0 E: 0 K: 2 S: 10	H: 0 LOB: 1 BB: 1 P: 17	1B: 9 2B: 3 3B: 0 HR: 2	SF: 0 SAC: 1 DP: 2 HBP: 1	WP: 1 PB: 0 SB: 1 CS: 1	PA: 58	
PITCHER	IP 7.0	WLS 31	BF 9	H 5	R 5	ER 5	SO 2	BB 0	IBB 0	HBP 0	BLK 0	WP 0	HR 2	S 71	P 109	ERA 6.43	WHIP 1.429										
27 Brett Cecil, L ERA: 5.59 (1, 1)																											
57 Shawn Camp, R ERA: 4.1 (8, 1)																											
60 Jon Rauch, R ERA: 4.12 (9, 1)																											
54 Jason Frasor, R ERA: 3.12 (10, 1)																											
29 Octavio Dotel, R ERA: 3.33 (11, 1)																											
PITCHER	IP 2.1	WLS 6	BF 4	H 0	R 0	ER 0	SO 2	BB 1	IBB 0	HBP 0	BLK 0	WP 0	HR 0	S 18	P 25	ERA 0.00	WHIP 0.429										
34 Marc Rzepczynski, L ERA: 2.75 (11, 1)																											
44 Casey Janssen, R ERA: 2.85 (14, 1)																											

Seattle Mariners @ Toronto Blue Jays
Rogers Centre, Toronto, ON
Tue Jul 19 2011, 7:08 PM - 11:29 PM EDT
Att: 15,957 - Partly Cloudy - 73 F

AB 51
R 5
H 14
RBI 5
BB 4
SO 8
LOB 20



Batter	1	2	3	4	5	6	7	8	9	10	11	12	13	14	AB	R	H	RBI	BB	SO	LOB						
5 Yunel Escobar, R OBP: 0.381, SLG: 0.448 (1, 6)															4	2	3	1	1	1	0						
11 Rajai Davis, R OBP: 0.293, SLG: 0.345 (10, 8)															2	1	1	0	0	0	0						
14 Eric Thames, L OBP: 0.346, SLG: 0.516 (1, 9)	F8														4	0	1	1	0	0	4						
6 John McDonald, R OBP: 0.294, SLG: 0.314 (10, 6)															1	0	0	1	0	0	0						
19 José Bautista, R OBP: 0.465, SLG: 0.691 (1, 10)	F9														6	0	1	1	0	2	2						
26 Adam Lind, L OBP: 0.345, SLG: 0.509 (1, 3)															6	1	1	2	0	1	2						
10 Edwin Encarnación, R OBP: 0.306, SLG: 0.413 (1, 5)	F9														4	0	1	0	2	0	0						
18 Mike McCoy, R OBP: 0.337, SLG: 0.301 (14, 5)															0	0	0	0	0	0	0						
45 Travis Snider, L OBP: 0.303, SLG: 0.381 (1, 8), (10, 7)															6	0	0	0	0	4	3						
2 Aaron Hill, R OBP: 0.278, SLG: 0.324 (1, 4)	F8														5	1	2	0	1	0	0						
9 J.P. Arencibia, R OBP: 0.273, SLG: 0.408 (1, 2)	L4														6	0	0	0	0	3	3						
16 Corey Patterson, L OBP: 0.289, SLG: 0.334 (1, 7), (10, 9)	F9														5	1	2	0	1	0	0						
Inning Stats	R: 2 E: 0 K: 0 S: 11	H: 2 LOB: 0 BB: 0 P: 15	R: 0 E: 0 K: 1 S: 7	H: 0 LOB: 0 BB: 0 P: 12	R: 0 E: 0 K: 2 S: 10	H: 1 LOB: 1 BB: 0 P: 17	R: 0 E: 0 K: 0 S: 7	H: 0 LOB: 0 BB: 0 P: 13	R: 0 E: 1 K: 1 S: 14	H: 1 LOB: 1 BB: 1 P: 23	R: 0 E: 0 K: 1 S: 8	H: 1 LOB: 2 BB: 1 P: 16	R: 0 E: 0 K: 2 S: 12	H: 1 LOB: 1 BB: 2 P: 13	R: 0 E: 0 K: 0 S: 4	H: 0 LOB: 0 BB: 0 P: 8	R: 0 E: 0 K: 1 S: 7	H: 0 LOB: 2 BB: 2 P: 21	R: 1 E: 0 K: 0 S: 7	H: 0 LOB: 0 BB: 0 P: 13	1B: 9 2B: 2 3B: 0 HR: 1	SF: 2 SAC: 0 DP: 1 HBP: 0	WP: 0 PB: 0 SB: 4 CS: 2	PA: 57			
PITCHER	IP 6.1	WLS 28	BF 7	H 5	R 5	ER 5	SO 6	BB 2	IBB 0	HBP 0	BLK 0	WP 0	HR 1	S 66	P 102	ERA 7.11	WHIP 1.421										
36 Michael Pineda, R ERA: 3.24 (7, 1)																											
32 Aaron Laffey, L ERA: 1.82 (7, 1)																											
60 Jeff Gray, R ERA: 2.36 (10, 1)																											
39 David Pauley, R ERA: 1.75 (13, 1)																											
50 Jamey Wright, R ERA: 3.52 (13, 1)																											

Seattle Mariners @ Toronto Blue Jays
Rogers Centre, Toronto, ON
Tue Jul 19 2011, 7:08 PM - 11:29 PM EDT
Att: 15,957 - Partly Cloudy - 73 F

AB 49
R 6
H 12
RBI 6
BB 5
SO 11
LOB 14



Batter	1	2	3	4	5	6	7	8	9	AB	R	H	RBI	BB	SO	LOB	TOP					
51 Ichiro Suzuki, L (1,9) OBP: 0.306, SLG: 0.310 56 Greg Halman, R (7,9) OBP: 0.299, SLG: 0.405										4	0	1	0	0	0	2						
26 Brendan Ryan, R (1,6) OBP: 0.322, SLG: 0.330										4	2	3	0	1	1	0						
13 Dustin Ackley, L (1,4) OBP: 0.343, SLG: 0.505										4	1	2	3	1	0	1						
17 Justin Smoak, S (1,10) OBP: 0.319, SLG: 0.401										5	0	0	0	0	3	5						
4 Adam Kennedy, L (1,3) OBP: 0.307, SLG: 0.400										5	2	2	1	0	0	4						
20 Mike Carp, L (1,7) OBP: 0.346, SLG: 0.333										4	0	1	0	0	0	4						
21 Franklin Gutierrez, R (1,8) OBP: 0.219, SLG: 0.222										4	0	0	0	0	2	2						
15 Kyle Seager, L (1,5) OBP: 0.240, SLG: 0.136										4	1	1	0	0	2	1						
3 Josh Bard, S (1,2) OBP: 0.267, SLG: 0.483										3	0	1	2	1	1	1						
Inning Stats	R: 0 E: 0 K: 1 S: 13	H: 1 LOB: 3 BB: 2 P: 26	R: 0 E: 0 K: 1 S: 9	H: 0 LOB: 1 BB: 1 P: 17	R: 0 E: 0 K: 1 S: 9	H: 0 LOB: 0 BB: 0 P: 13	R: 2 E: 0 K: 1 S: 13	H: 3 LOB: 1 BB: 0 P: 15	R: 0 E: 0 K: 1 S: 9	H: 1 LOB: 1 BB: 0 P: 11	R: 0 E: 0 K: 1 S: 8	H: 0 LOB: 0 BB: 0 P: 14	R: 1 E: 0 K: 1 S: 11	H: 2 LOB: 1 BB: 0 P: 14	R: 1 E: 0 K: 2 S: 13	H: 2 LOB: 1 BB: 0 P: 14	R: 2 E: 0 K: 0 S: 6	H: 2 LOB: 0 BB: 0 P: 9	1B: 6 2B: 3 3B: 0 HR: 2	SF: 0 SAC: 0 DP: 0 HBP: 0	WP: 0 PB: 0 SB: 1 CS: 0	PA: 41
PITCHER	IP WLS BF H R ER SO BB IBB HBP BLK WP HR S P ERA WHIP																					
23 Brandon Morrow, R (1,1) ERA: 4.34	7.0 W 31 7 3 3 7 3 0 0 0 0 0 0 72 110 3.86 1.429																					
50 Frank Francisco, R (8,1) ERA: 5.53	1.0 5 2 1 1 2 0 0 0 0 0 0 1 13 14 9.00 2.000																					
29 Octavio Dotel, R (9,1) ERA: 3.86	1.0 5 2 2 2 0 0 0 0 0 0 0 1 6 9 18.00 2.000																					

Seattle Mariners @ Toronto Blue Jays
Rogers Centre, Toronto, ON
Wed Jul 20 2011, 7:09 PM - 9:51 PM EDT
Att: 18,093 - Clear - 84 F

AB	38
R	6
H	11
RBI	6
BB	3
SO	9
LOB	20



Batter	1	2	3	4	5	6	7	8	9	AB	R	H	RBI	BB	SO	LOB	BOTTOM			
5 Yunel Escobar, R (1,6) OBP: 0.380, SLG: 0.444 6 John McDonald, R (6,6) OBP: 0.268, SLG: 0.319										3	0	0	1	1	0	2				
14 Eric Thames, L (1,9) OBP: 0.341, SLG: 0.512										5	0	1	2	0	1	2				
19 José Bautista, R (1,10) OBP: 0.467, SLG: 0.690										3	1	1	0	2	0	0				
26 Adam Lind, L (1,3) OBP: 0.349, SLG: 0.519 18 Mike McCoy, R (8,5) OBP: 0.337, SLG: 0.301										4	2	2	1	1	0	4				
10 Edwin Encarnación, R (1,5) OBP: 0.311, SLG: 0.431										5	4	3	1	0	1	2				
45 Travis Snider, L (1,7) OBP: 0.306, SLG: 0.406										4	1	2	5	0	0	0				
2 Aaron Hill, R (1,4) OBP: 0.280, SLG: 0.321										3	1	0	0	1	0	1				
11 Rajai Davis, R (1,8) OBP: 0.268, SLG: 0.351										4	1	2	0	1	0	2				
8 José Molina, R (1,2) OBP: 0.388, SLG: 0.454										4	1	2	0	1	1	2				
Inning Stats	R: 0 E: 0 K: 0 S: 11	H: 0 LOB: 0 BB: 0 P: 15	R: 4 E: 0 K: 0 S: 16	H: 3 LOB: 3 BB: 4 P: 40	R: 1 E: 0 K: 0 S: 18	H: 3 LOB: 2 BB: 1 P: 25	R: 3 E: 0 K: 0 S: 11	H: 2 LOB: 2 BB: 2 P: 22	R: 0 E: 0 K: 0 S: 7	H: 1 LOB: 1 BB: 0 P: 7	R: 2 E: 0 K: 1 S: 13	H: 4 LOB: 2 BB: 0 P: 20	R: 1 E: 0 K: 1 S: 11	H: 1 LOB: 0 BB: 0 P: 20	R: 0 E: 0 K: 1 S: 9	H: 0 LOB: 0 BB: 0 P: 10	1B: 7 2B: 4 3B: 0 HR: 3	SF: 1 SAC: 0 DP: 0 HBP: 1	WP: 0 PB: 0 SB: 2 CS: 1	PA: 45
PITCHER	IP WLS BF H R ER SO BB IBB HBP BLK WP HR S P ERA WHIP																			
38 Jason Vargas, L (1,1) ERA: 3.94	3.0 L 19 4 2 3 5 0 4 1 0 0 0 0 45 80 15.00 3.333																			
50 Jamey Wright, R (4,1) ERA: 4.12	1.0 8 2 3 3 0 2 0 1 0 0 0 1 11 22 27.00 4.000																			
32 Aaron Laffey, L (5,1) ERA: 2.39	3.0 15 6 3 3 2 0 0 0 0 0 0 2 31 47 9.00 2.000																			
46 Chris Ray, R (8,1) ERA: 5.2	1.0 3 0 0 0 1 0 0 0 0 0 0 0 9 10 0.00 0.000																			

Seattle Mariners @ Toronto Blue Jays
Rogers Centre, Toronto, ON
Wed Jul 20 2011, 7:09 PM - 9:51 PM EDT
Att: 18,093 - Clear - 84 F

AB	36
R	11
H	14
RBI	11
BB	7
SO	3
LOB	15



Batter	1	2	3	4	5	6	7	8	9	AB	R	H	RBI	BB	SO	LOB	TOP								
51 Ichiro Suzuki, L (1, 9) OBP: 0.312, SLG: 0.314										4	1	3	1	1	0	0									
26 Brendan Ryan, R (1, 6) OBP: 0.324, SLG: 0.331										5	1	2	0	0	2	5									
4 Adam Kennedy, L (1, 5) OBP: 0.305, SLG: 0.394										4	1	0	0	1	2	1									
30 Miguel Olivo, R (1, 2) OBP: 0.256, SLG: 0.381										4	1	1	4	0	0	0									
17 Justin Smoak, S (1, 3) OBP: 0.318, SLG: 0.399										4	0	1	0	0	1	0									
56 Greg Halman, R (8, PR) OBP: 0.299, SLG: 0.405										0	0	0	0	0	0	0									
3 Josh Bard, S (1, 10) OBP: 0.285, SLG: 0.455										4	0	1	0	0	2	0									
21 Franklin Gutierrez, R (1, 8) OBP: 0.219, SLG: 0.223										4	0	1	0	0	1	2									
9 Chone Figgins, S (1, 7) OBP: 0.236, SLG: 0.240										3	1	0	0	1	3	3									
2 Jack Wilson, R (1, 4) OBP: 0.259, SLG: 0.252										2	0	0	0	1	0	1									
13 Dustin Ackley, L (9, PH) OBP: 0.340, SLG: 0.500										1	0	0	0	0	0	0									
Inning Stats	R: 0 E: 0 K: 1 S: 6	H: 1 LOB: 0 BB: 0 P: 7	R: 0 E: 0 K: 1 S: 7	H: 0 LOB: 0 BB: 0 P: 10	R: 0 E: 0 K: 2 S: 11	H: 1 LOB: 2 BB: 1 P: 18	R: 0 E: 0 K: 0 S: 6	H: 0 LOB: 0 BB: 0 P: 8	R: 1 E: 0 K: 1 S: 11	H: 1 LOB: 2 BB: 2 P: 22	R: 0 E: 0 K: 1 S: 8	H: 0 LOB: 0 BB: 0 P: 13	R: 0 E: 0 K: 3 S: 9	H: 0 LOB: 0 BB: 0 P: 15	R: 4 E: 0 K: 1 S: 21	H: 5 LOB: 2 BB: 1 P: 36	R: 0 E: 0 K: 1 S: 10	H: 1 LOB: 1 BB: 0 P: 17	1B: 8 2B: 0 3B: 0 HR: 1	SF: 0 SAC: 0 DP: 1 HBP: 0	WP: 0 PB: 0 SB: 4 CS: 0	PA: 39			
PITCHER	IP	WLS	BF	H	R	ER	SO	BB	IBB	HBP	BLK	WP	HR	S	P	ERA	WHIP								
24 Ricky Romero, L (1, 1) ERA: 3.27	7.1		30	5	4	4	9	4	0	0	0	0	0	69	110	4.91	1.227								
44 Casey Janssen, R (8, 1) ERA: 3.14	0.0	B	3	3	1	1	0	0	0	0	0	0	1	6	12	∞	∞								
60 Jon Rauch, R (8, 1) ERA: 3.95	1.2	W	6	1	0	0	2	0	0	0	0	0	0	14	24	0.00	0.600								

Seattle Mariners @ Toronto Blue Jays
Rogers Centre, Toronto, ON
Thu Jul 21 2011, 12:40 PM - 3:16 PM EDT
Att: 23,146 - Roof Closed - 68 F

AB 35
R 5
H 9
RBI 5
BB 4
SO 11
LOB 12



Batter	1	2	3	4	5	6	7	8	9	AB	R	H	RBI	BB	SO	LOB	BOTTOM								
5 Yuliel Escobar, R (1, 6) OBP: 0.380, SLG: 0.442										4	1	1	1	1	0	2									
14 Eric Thames, L (1, 9) OBP: 0.345, SLG: 0.508										3	1	1	1	1	2	0									
11 Rajai Davis, R (7, PR) OBP: 0.271, SLG: 0.357										1	0	1	2	0	0	0									
19 José Bautista, R (1, 10) OBP: 0.466, SLG: 0.690										3	0	1	2	1	0	1									
26 Adam Lind, L (1, 3) OBP: 0.347, SLG: 0.512										4	0	0	0	1	1	4									
10 Edwin Encarnación, R (1, 5) OBP: 0.310, SLG: 0.426										3	1	0	0	1	0	4									
45 Travis Snider, L (1, 8) OBP: 0.298, SLG: 0.395										4	0	0	0	0	5										
16 Corey Patterson, L (1, 7) OBP: 0.289, SLG: 0.383										4	1	1	0	0	1	1									
9 J.P. Arencibia, R (1, 2) OBP: 0.276, SLG: 0.404										2	1	0	0	1	1	0									
18 Mike McCoy, R (1, 4) OBP: 0.344, SLG: 0.338										4	2	2	1	0	2										
Inning Stats	R: 0 E: 0 K: 1 S: 10	H: 0 LOB: 0 BB: 0 P: 16	R: 0 E: 0 K: 1 S: 7	H: 0 LOB: 0 BB: 0 P: 9	R: 0 E: 0 K: 1 S: 8	H: 0 LOB: 0 BB: 0 P: 12	R: 0 E: 0 K: 0 S: 8	H: 1 LOB: 1 BB: 0 P: 14	R: 1 E: 0 K: 1 S: 12	H: 1 LOB: 1 BB: 0 P: 17	R: 3 E: 1 K: 0 S: 15	H: 2 LOB: 3 BB: 3 P: 32	R: 2 E: 0 K: 1 S: 12	H: 2 LOB: 2 BB: 2 P: 22	1B: 3 2B: 4 3B: 0 HR: 0	SF: 1 SAC: 0 DP: 0 HBP: 1	WP: 2 PB: 0 SB: 1 CS: 0	PA: 40							
PITCHER	IP	WLS	BF	H	R	ER	SO	BB	IBB	HBP	BLK	WP	HR	S	P	ERA	WHIP								
58 Doug Fister, R (1, 1) ERA: 3.3	6.0		29	5	5	4	4	3	0	1	0	0	0	63	106	6.00	1.333								
46 Chris Ray, R (7, 1) ERA: 5.02	1.0		4	0	0	0	0	0	1	0	0	0	0	6	12	0.00	0.000								
39 David Pauley, R (8, 1) ERA: 2.06	1.0	L	7	2	2	2	1	1	1	0	0	0	0	12	22	18.00	3.000								

Seattle Mariners @ Toronto Blue Jays
Rogers Centre, Toronto, ON
Thu Jul 21 2011, 12:40 PM - 3:16 PM EDT
Att: 23,146 - Roof Closed - 68 F

AB 32
R 7
H 7
RBI 7
BB 6
SO 5
LOB 19



Batter	1	2	3	4	5	6	7	8	9	AB	R	H	RBI	BB	SO	LOB	TOP					
5 Yuliel Escobar, R OBP: 0.377, SLG: 0.437 18 Mike McCoy, R OBP: 0.344, SLG: 0.338										4	0	0	0	0	1	0	<p>Toronto Blue Jays @ Texas Rangers Rangers Ballpark in Arlington, Arlington, TX Fri Jul 22 2011, 8:11 PM - 10:49 PM EDT Att: 37,360 - Clear - 99 F</p>					
14 Eric Thames, L OBP: 0.342, SLG: 0.496										3	0	0	0	1	0	0						
19 José Bautista, R OBP: 0.465, SLG: 0.686 6 John McDonald, R OBP: 0.267, SLG: 0.317										2	0	0	0	1	0	1						
26 Adam Lind, L OBP: 0.346, SLG: 0.508										4	0	1	0	0	0	2						
10 Edwin Encarnación, R OBP: 0.306, SLG: 0.420										4	0	0	0	0	2	2						
45 Travis Snider, L OBP: 0.391, SLG: 0.384										4	0	0	0	0	2	2						
2 Aaron Hill, R OBP: 0.278, SLG: 0.317										3	0	0	0	0	0	2						
16 Corey Patterson, L OBP: 0.287, SLG: 0.380 11 Rajai Davis, R OBP: 0.270, SLG: 0.355										2	0	0	0	0	0	0						
9 J.P. Arencibia, R OBP: 0.280, SLG: 0.430										3	2	2	2	0	1	0						
Inning Stats	R: 0 E: 0 K: 0 S: 8	H: 0 LOB: 1 BB: 1 P: 15	R: 0 E: 0 K: 2 S: 8	H: 0 LOB: 0 BB: 0 P: 11	R: 0 E: 0 K: 2 S: 9	H: 0 LOB: 0 BB: 0 P: 12	R: 0 E: 0 K: 1 S: 7	H: 0 LOB: 1 BB: 1 P: 15	R: 0 E: 0 K: 0 S: 9	H: 0 LOB: 1 BB: 0 P: 17	R: 1 E: 0 K: 0 S: 16	H: 1 LOB: 0 BB: 0 P: 21	R: 0 E: 1 K: 0 S: 11	H: 1 LOB: 2 BB: 0 P: 16	R: 1 E: 0 K: 0 S: 7	H: 1 LOB: 0 BB: 0 P: 9		R: 0 E: 0 K: 1 S: 6	H: 0 LOB: 0 BB: 0 P: 12	1B: 1 2B: 0 3B: 0 HR: 2	SF: 0 SAC: 0 DP: 0 HBP: 0	WP: 0 PB: 0 SB: 0 CS: 0
PITCHER	IP WLS BF H R ER SO BB IBB HBP BLK WP HR S P ERA WHIP																					
48 Colby Lewis, R ERA: 3.93 53 Arthur Rhodes, L ERA: 4.09 39 Scott Feldman, R ERA:	6.2 W 25 2 1 1 5 2 0 0 0 0 0 1 66 105 1.35 0.600																					

Batter	1	2	3	4	5	6	7	8	9	AB	R	H	RBI	BB	SO	LOB	BOTTOM	
5 Ian Kinsler, R OBP: 0.360, SLG: 0.450										5	1	1	0	0	0	1	<p>Toronto Blue Jays @ Texas Rangers Rangers Ballpark in Arlington, Arlington, TX Fri Jul 22 2011, 8:11 PM - 10:49 PM EDT Att: 37,360 - Clear - 99 F</p>	
1 Elvis Andrus, R OBP: 0.333, SLG: 0.347										5	1	0	0	0	1	2		
32 Josh Hamilton, L OBP: 0.350, SLG: 0.536										4	0	0	0	1	2	1		
29 Adrian Beltré, R OBP: 0.318, SLG: 0.505 12 Omar Quintanilla, L OBP: 0.319, SLG: 0.352										2	2	2	1	1	0	0		
10 Michael Young, R OBP: 0.367, SLG: 0.488 7 David Murphy, L OBP: 0.319, SLG: 0.352										4	4	4	1	0	0	0		
17 Nelson Cruz, R OBP: 0.302, SLG: 0.524										4	1	4	8	0	0	0		
25 Mike Napoli, R OBP: 0.373, SLG: 0.561										4	0	2	1	0	0	3		
8 Yorvit Torrealba, R OBP: 0.287, SLG: 0.370										4	0	0	0	0	1	6		
23 Craig Gentry, R OBP: 0.337, SLG: 0.313										3	1	0	0	0	0	2		
Inning Stats	R: 0 E: 0 K: 0 S: 9	H: 2 LOB: 1 BB: 1 P: 29	R: 0 E: 0 K: 0 S: 8	H: 0 LOB: 0 BB: 0 P: 11	R: 3 E: 0 K: 0 S: 10	H: 4 LOB: 1 BB: 0 P: 15	R: 3 E: 0 K: 2 S: 17	H: 3 LOB: 2 BB: 0 P: 25	R: 4 E: 1 K: 0 S: 19	H: 4 LOB: 2 BB: 1 P: 33	R: 0 E: 0 K: 0 S: 3	H: 0 LOB: 0 BB: 0 P: 4	R: 0 E: 0 K: 3 S: 9	H: 0 LOB: 0 BB: 0 P: 13	1B: 9 2B: 3 3B: 0 HR: 1	SF: 0 SAC: 0 DP: 0 HBP: 1		WP: 1 PB: 0 SB: 1 CS: 0
PITCHER	IP WLS BF H R ER SO BB IBB HBP BLK WP HR S P ERA WHIP																	
37 Jo-Jo Reyes, L ERA: 5.4 57 Shawn Camp, R ERA: 4.78 29 Octavio Dotel, R ERA: 3.72 50 Frank Francisco, R ERA: 5.34	4.1 L 12 5 4 4 0 0 1 1 0 0 0 23 41 21.60 3.000																	

Batter	1	2	3	4	5	6	7	8	9	AB R H RBI BB SO LOB	TOP									
5 Yuliel Escobar, R OBP: 0.394, SLG: 0.445										3 1 3 0 1 0 0	<p>Toronto Blue Jays @ Texas Rangers Rangers Ballpark in Arlington, Arlington, TX Sun Jul 24 2011, 8:09 PM - 10:26 PM EDT Att: 43,117 - Clear - 105 F</p> <p>livebaseballscores.com</p> <p>AB 34 R 3 H 8 RBI 3 BB 2 SO 8 LOB 9</p>									
14 Eric Thames, L OBP: 0.391, SLG: 0.517										4 0 2 0 0 0 2										
19 José Bautista, R OBP: 0.466, SLG: 0.682										3 1 1 1 1 1 4										
26 Adam Lind, L OBP: 0.340, SLG: 0.502										4 0 0 0 0 1 2										
10 Edwin Encarnación, R OBP: 0.301, SLG: 0.415										4 1 1 1 0 1 0										
45 Travis Snider, L OBP: 0.283, SLG: 0.377										4 0 1 1 0 1 0										
2 Aaron Hill, R OBP: 0.274, SLG: 0.313										4 0 0 0 0 3 1										
11 Rajai Davis, R OBP: 0.267, SLG: 0.350										4 0 0 0 0 0 0										
9 J.P. Arencibia, R OBP: 0.277, SLG: 0.433										4 0 0 0 0 1 0										
Inning Stats	R: 0 H: 1 E: 0 K: 1 S: 11	H: 1 LOB: 1 BB: 1 P: 20	R: 0 H: 0 E: 0 K: 2 S: 9	H: 0 LOB: 0 BB: 0 P: 11	R: 0 H: 2 E: 0 K: 1 S: 14	H: 2 LOB: 2 BB: 0 P: 18	R: 0 H: 0 E: 0 K: 1 S: 7	H: 0 LOB: 0 BB: 0 P: 9	R: 0 H: 0 E: 0 K: 2 S: 8	H: 0 LOB: 0 BB: 0 P: 12	R: 3 H: 4 E: 0 K: 0 S: 15	H: 1 LOB: 2 BB: 1 P: 20	R: 0 H: 0 E: 0 K: 0 S: 6	H: 0 LOB: 0 BB: 0 P: 8	R: 0 H: 0 E: 0 K: 2 S: 8	H: 0 LOB: 0 BB: 0 P: 10	1B: 5 2B: 4 3B: 0 HR: 0	SF: 0 SAC: 0 DP: 1 HBP: 0	WP: 0 PB: 0 SB: 0 CS: 0	PA: 36
PITCHER	IP WLS BF H R ER SO BB IBB HBP BLK WP HR S P ERA WHIP											PITCHER	IP WLS BF H R ER SO BB IBB HBP BLK WP HR S P ERA WHIP							
41 Alexi Ogando, R ERA: 2.79	6.2 L 28 7 3 3 6 2 0 0 0 0 0 0 69 103 4.05 1.350											35 Tommy Hunter, R ERA: 3.27	2.1 8 1 0 0 2 0 0 0 0 0 0 18 23 0.00 0.429							

Batter	1	2	3	4	5	6	7	8	9	AB R H RBI BB SO LOB	BOTTOM											
5 Ian Kinsler, R OBP: 0.356, SLG: 0.446										4 0 0 0 0 0 2	<p>Toronto Blue Jays @ Texas Rangers Rangers Ballpark in Arlington, Arlington, TX Sun Jul 24 2011, 8:09 PM - 10:26 PM EDT Att: 43,117 - Clear - 105 F</p> <p>livebaseballscores.com</p> <p>AB 31 R 0 H 4 RBI 0 BB 2 SO 7 LOB 12</p>											
1 Elvis Andrus, R OBP: 0.329, SLG: 0.341										3 0 0 0 1 1 2												
32 Josh Hamilton, L OBP: 0.353, SLG: 0.539										4 0 0 0 0 2 1												
10 Michael Young, R OBP: 0.366, SLG: 0.485										4 0 1 0 0 0 0												
17 Nelson Cruz, R OBP: 0.301, SLG: 0.521										4 0 1 0 0 0 1												
25 Mike Napoli, R OBP: 0.373, SLG: 0.551										3 0 0 0 1 2 2												
19 Chris Davis, L OBP: 0.317, SLG: 0.448										3 0 0 0 0 1 2												
23 Craig Gentry, R OBP: 0.347, SLG: 0.325										3 0 2 0 0 1 0												
18 Mitch Moreland, L OBP: 0.321, SLG: 0.436										3 0 0 0 0 0 2												
Inning Stats	R: 0 H: 0 E: 0 K: 1 S: 8	H: 0 LOB: 0 BB: 0 P: 10	R: 0 H: 1 E: 0 K: 1 S: 8	H: 1 LOB: 0 BB: 0 P: 13	R: 0 H: 1 E: 0 K: 0 S: 8	H: 1 LOB: 1 BB: 0 P: 12	R: 0 H: 0 E: 0 K: 1 S: 9	H: 0 LOB: 0 BB: 0 P: 15	R: 0 H: 0 E: 0 K: 2 S: 10	H: 0 LOB: 0 BB: 0 P: 14	R: 0 H: 0 E: 0 K: 0 S: 5	H: 0 LOB: 1 BB: 1 P: 13	R: 0 H: 0 E: 0 K: 0 S: 6	H: 0 LOB: 1 BB: 1 P: 13	R: 0 H: 1 E: 0 K: 1 S: 7	H: 1 LOB: 1 BB: 0 P: 7	R: 0 H: 1 E: 0 K: 1 S: 16	H: 1 LOB: 1 BB: 0 P: 24	1B: 4 2B: 0 3B: 0 HR: 0	SF: 0 SAC: 0 DP: 0 HBP: 0	WP: 0 PB: 0 SB: 0 CS: 0	PA: 33
PITCHER	IP WLS BF H R ER SO BB IBB HBP BLK WP HR S P ERA WHIP											PITCHER	IP WLS BF H R ER SO BB IBB HBP BLK WP HR S P ERA WHIP									
27 Brett Cecil, L ERA: 4.71	9.0 W 33 4 0 0 7 2 0 0 0 0 0 0 77 121 0.00 0.667																					

Batter	1	2	3	4	5	6	7	8	9	AB	R	H	RBI	BB	SO	LOB	TOP							
2 J.J. Hardy, R OBP: 0.330, SLG: 0.500 (1,6)										5	2	2	4	0	1	0								
21 Nick Markakis, L OBP: 0.339, SLG: 0.398 (1,9)										5	1	1	0	1	1	0								
10 Adam Jones, R OBP: 0.328, SLG: 0.485 (1,8)										5	0	2	0	0	1	1								
27 Vladimir Guerrero, R OBP: 0.313, SLG: 0.382 (1,10)										5	1	1	0	0	0	4								
32 Matt Wieters, S OBP: 0.324, SLG: 0.409 (1,2)										4	2	1	0	1	0	2								
25 Derek Lee, R OBP: 0.329, SLG: 0.399 (1,3)										5	2	4	5	0	1	0								
12 Mark Reynolds, R OBP: 0.339, SLG: 0.474 (1,5)										4	0	1	0	1	2	4								
14 Nolan Reimold, R OBP: 0.339, SLG: 0.474 (1,7)										5	2	2	2	0	1	3								
11 Robert Andino, R OBP: 0.333, SLG: 0.328 (1,4)										5	2	2	1	0	2	1								
Inning Stats	R: 0 E: 0 K: 2 S: 11	H: 0 LOB: 0 BB: 0 P: 16	R: 2 E: 0 K: 2 S: 16	H: 3 LOB: 1 BB: 0 P: 22	R: 2 E: 1 K: 1 S: 23	H: 2 LOB: 2 BB: 1 P: 34	R: 3 E: 0 K: 0 S: 15	H: 4 LOB: 1 BB: 0 P: 22	R: 3 E: 0 K: 1 S: 17	H: 5 LOB: 2 BB: 0 P: 24	R: 0 E: 0 K: 1 S: 9	H: 1 LOB: 1 BB: 0 P: 10	R: 0 E: 0 K: 2 S: 9	H: 0 LOB: 0 BB: 0 P: 14	R: 2 E: 0 K: 0 S: 10	H: 1 LOB: 1 BB: 2 P: 22	R: 0 E: 0 K: 0 S: 4	H: 0 LOB: 0 BB: 0 P: 9	1B: 8 2B: 4 3B: 0 HR: 4	SF: 1 SAC: 0 DP: 0 HBP: 0	WP: 0 PB: 1 SB: 1 CS: 0	PA: 47		
PITCHER	IP WLS BF H R ER SO BB IBB HBP BLK WP HR S P ERA WHIP	IP WLS BF H R ER SO BB IBB HBP BLK WP HR S P ERA WHIP	IP WLS BF H R ER SO BB IBB HBP BLK WP HR S P ERA WHIP	IP WLS BF H R ER SO BB IBB HBP BLK WP HR S P ERA WHIP	IP WLS BF H R ER SO BB IBB HBP BLK WP HR S P ERA WHIP	IP WLS BF H R ER SO BB IBB HBP BLK WP HR S P ERA WHIP	IP WLS BF H R ER SO BB IBB HBP BLK WP HR S P ERA WHIP	IP WLS BF H R ER SO BB IBB HBP BLK WP HR S P ERA WHIP	IP WLS BF H R ER SO BB IBB HBP BLK WP HR S P ERA WHIP	IP WLS BF H R ER SO BB IBB HBP BLK WP HR S P ERA WHIP	IP WLS BF H R ER SO BB IBB HBP BLK WP HR S P ERA WHIP	IP WLS BF H R ER SO BB IBB HBP BLK WP HR S P ERA WHIP	IP WLS BF H R ER SO BB IBB HBP BLK WP HR S P ERA WHIP	IP WLS BF H R ER SO BB IBB HBP BLK WP HR S P ERA WHIP	IP WLS BF H R ER SO BB IBB HBP BLK WP HR S P ERA WHIP	IP WLS BF H R ER SO BB IBB HBP BLK WP HR S P ERA WHIP	IP WLS BF H R ER SO BB IBB HBP BLK WP HR S P ERA WHIP	IP WLS BF H R ER SO BB IBB HBP BLK WP HR S P ERA WHIP	IP WLS BF H R ER SO BB IBB HBP BLK WP HR S P ERA WHIP	IP WLS BF H R ER SO BB IBB HBP BLK WP HR S P ERA WHIP	IP WLS BF H R ER SO BB IBB HBP BLK WP HR S P ERA WHIP	IP WLS BF H R ER SO BB IBB HBP BLK WP HR S P ERA WHIP	IP WLS BF H R ER SO BB IBB HBP BLK WP HR S P ERA WHIP	IP WLS BF H R ER SO BB IBB HBP BLK WP HR S P ERA WHIP

Baltimore Orioles @ Toronto Blue Jays
Rogers Centre, Toronto, ON
Tue Jul 26 2011, 7:12 PM - 10:17 PM EDT
Att: 17,477 - Partly Cloudy - 77 F

AB 43
R 12
H 16
RBI 12
BB 3
SO 9
LOB 15



Batter	1	2	3	4	5	6	7	8	9	AB	R	H	RBI	BB	SO	LOB	BOTTOM							
5 Yunel Escobar, R OBP: 0.396, SLG: 0.446 (1,6)										4	1	2	0	1	0	1								
14 Eric Thames, L OBP: 0.346, SLG: 0.503 (1,9)										4	0	0	0	1	1	4								
19 José Bautista, R OBP: 0.466, SLG: 0.680 (1,5)										1	0	0	0	0	0	2								
6 John McDonald, R OBP: 0.261, SLG: 0.310 (3, PR)										4	1	1	3	1	0	2								
26 Adam Lind, L OBP: 0.341, SLG: 0.508 (1,3)										4	0	1	0	0	0	4								
10 Edwin Encarnación, R OBP: 0.301, SLG: 0.413 (1,10)										4	0	1	0	0	2	2								
45 Travis Snider, L OBP: 0.282, SLG: 0.374 (1,8)										4	1	2	1	0	0	1								
2 Aaron Hill, R OBP: 0.277, SLG: 0.324 (1,4)										4	0	1	0	0	0	1								
Corey Patterson, L OBP: 0.287, SLG: 0.379 (1,7)										4	0	1	0	0	2	3								
8 José Molina, R OBP: 0.384, SLG: 0.446 (1,2)																								
Inning Stats	R: 0 E: 0 K: 0 S: 7	H: 1 LOB: 2 BB: 1 P: 18	R: 0 E: 0 K: 1 S: 16	H: 1 LOB: 1 BB: 0 P: 23	R: 3 E: 1 K: 2 S: 15	H: 2 LOB: 1 BB: 0 P: 24	R: 1 E: 0 K: 1 S: 14	H: 1 LOB: 0 BB: 0 P: 21	R: 0 E: 0 K: 0 S: 11	H: 0 LOB: 1 BB: 1 P: 17	R: 0 E: 0 K: 0 S: 10	H: 2 LOB: 3 BB: 1 P: 17	R: 0 E: 0 K: 1 S: 12	H: 1 LOB: 1 BB: 0 P: 18	R: 0 E: 0 K: 0 S: 7	H: 1 LOB: 1 BB: 0 P: 12	R: 0 E: 0 K: 0 S: 7	H: 0 LOB: 0 BB: 0 P: 13	1B: 7 2B: 0 3B: 0 HR: 2	SF: 0 SAC: 0 DP: 0 HBP: 1	WP: 1 PB: 0 SB: 1 CS: 0	PA: 40		
PITCHER	IP WLS BF H R ER SO BB IBB HBP BLK WP HR S P ERA WHIP	IP WLS BF H R ER SO BB IBB HBP BLK WP HR S P ERA WHIP	IP WLS BF H R ER SO BB IBB HBP BLK WP HR S P ERA WHIP	IP WLS BF H R ER SO BB IBB HBP BLK WP HR S P ERA WHIP	IP WLS BF H R ER SO BB IBB HBP BLK WP HR S P ERA WHIP	IP WLS BF H R ER SO BB IBB HBP BLK WP HR S P ERA WHIP	IP WLS BF H R ER SO BB IBB HBP BLK WP HR S P ERA WHIP	IP WLS BF H R ER SO BB IBB HBP BLK WP HR S P ERA WHIP	IP WLS BF H R ER SO BB IBB HBP BLK WP HR S P ERA WHIP	IP WLS BF H R ER SO BB IBB HBP BLK WP HR S P ERA WHIP	IP WLS BF H R ER SO BB IBB HBP BLK WP HR S P ERA WHIP	IP WLS BF H R ER SO BB IBB HBP BLK WP HR S P ERA WHIP	IP WLS BF H R ER SO BB IBB HBP BLK WP HR S P ERA WHIP	IP WLS BF H R ER SO BB IBB HBP BLK WP HR S P ERA WHIP	IP WLS BF H R ER SO BB IBB HBP BLK WP HR S P ERA WHIP	IP WLS BF H R ER SO BB IBB HBP BLK WP HR S P ERA WHIP	IP WLS BF H R ER SO BB IBB HBP BLK WP HR S P ERA WHIP	IP WLS BF H R ER SO BB IBB HBP BLK WP HR S P ERA WHIP	IP WLS BF H R ER SO BB IBB HBP BLK WP HR S P ERA WHIP	IP WLS BF H R ER SO BB IBB HBP BLK WP HR S P ERA WHIP	IP WLS BF H R ER SO BB IBB HBP BLK WP HR S P ERA WHIP	IP WLS BF H R ER SO BB IBB HBP BLK WP HR S P ERA WHIP	IP WLS BF H R ER SO BB IBB HBP BLK WP HR S P ERA WHIP	IP WLS BF H R ER SO BB IBB HBP BLK WP HR S P ERA WHIP

Baltimore Orioles @ Toronto Blue Jays
Rogers Centre, Toronto, ON
Tue Jul 26 2011, 7:12 PM - 10:17 PM EDT
Att: 17,477 - Partly Cloudy - 77 F

AB 36
R 4
H 9
RBI 4
BB 3
SO 5
LOB 20



Batter	1	2	3	4	5	6	7	8	9	AB	R	H	RBI	BB	SO	LOB	TOP					
5 Ian Kinsler, R OBP: 0.348, SLG: 0.437										4	0	1	0	1	1	1						
12 Omar Quintanilla, L OBP: 0.143, SLG: 0.429										4	0	0	0	0	2	3						
10 Michael Young, R OBP: 0.371, SLG: 0.493										4	0	0	0	0	2	1						
32 Josh Hamilton, L OBP: 0.354, SLG: 0.545										0	0	0	0	0	0	0						
25 Mike Napoli, R OBP: 0.388, SLG: 0.591										4	2	2	1	0	0	0						
18 Mitch Moreland, L OBP: 0.330, SLG: 0.449										3	1	1	2	0	2	0						
8 Yovani Torrealba, R OBP: 0.252, SLG: 0.381										4	0	1	0	0	1	0						
7 David Murphy, L OBP: 0.320, SLG: 0.349										3	0	2	0	1	0	0						
Chris Davis, L OBP: 0.296, SLG: 0.408										4	0	1	0	0	1	5						
9 Endy Chavez, L OBP: 0.348, SLG: 0.483										4	0	1	0	0	0	1						
Inning Stats	R: 0 E: 0 K: 1 S: 10	H: 0 LOB: 0 BB: 0 P: 13	R: 2 E: 0 K: 0 S: 13	H: 3 LOB: 0 BB: 0 P: 20	R: 0 E: 0 K: 1 S: 7	H: 0 LOB: 0 BB: 0 P: 10	R: 0 E: 0 K: 0 S: 10	H: 1 LOB: 3 BB: 1 P: 17	R: 0 E: 0 K: 1 S: 12	H: 0 LOB: 0 BB: 0 P: 18	R: 0 E: 0 K: 1 S: 11	H: 1 LOB: 2 BB: 1 P: 20	R: 1 E: 0 K: 3 S: 11	H: 1 LOB: 0 BB: 0 P: 17	R: 0 E: 0 K: 1 S: 12	H: 2 LOB: 1 BB: 0 P: 19	1B: 6 2B: 1 3B: 0 HR: 2	SF: 0 SAC: 0 DP: 1 HBP: 1	WP: 0 PB: 0 SB: 0 CS: 1	PA: 37		
PITCHER	IP WLS BF H R ER SO BB IBB HBP BLK WP HR S P ERA WHIP	IP WLS BF H R ER SO BB IBB HBP BLK WP HR S P ERA WHIP	IP WLS BF H R ER SO BB IBB HBP BLK WP HR S P ERA WHIP	IP WLS BF H R ER SO BB IBB HBP BLK WP HR S P ERA WHIP	IP WLS BF H R ER SO BB IBB HBP BLK WP HR S P ERA WHIP	IP WLS BF H R ER SO BB IBB HBP BLK WP HR S P ERA WHIP	IP WLS BF H R ER SO BB IBB HBP BLK WP HR S P ERA WHIP	IP WLS BF H R ER SO BB IBB HBP BLK WP HR S P ERA WHIP	IP WLS BF H R ER SO BB IBB HBP BLK WP HR S P ERA WHIP	IP WLS BF H R ER SO BB IBB HBP BLK WP HR S P ERA WHIP	IP WLS BF H R ER SO BB IBB HBP BLK WP HR S P ERA WHIP	IP WLS BF H R ER SO BB IBB HBP BLK WP HR S P ERA WHIP	IP WLS BF H R ER SO BB IBB HBP BLK WP HR S P ERA WHIP	IP WLS BF H R ER SO BB IBB HBP BLK WP HR S P ERA WHIP	IP WLS BF H R ER SO BB IBB HBP BLK WP HR S P ERA WHIP	IP WLS BF H R ER SO BB IBB HBP BLK WP HR S P ERA WHIP	IP WLS BF H R ER SO BB IBB HBP BLK WP HR S P ERA WHIP	IP WLS BF H R ER SO BB IBB HBP BLK WP HR S P ERA WHIP	IP WLS BF H R ER SO BB IBB HBP BLK WP HR S P ERA WHIP	IP WLS BF H R ER SO BB IBB HBP BLK WP HR S P ERA WHIP	IP WLS BF H R ER SO BB IBB HBP BLK WP HR S P ERA WHIP	IP WLS BF H R ER SO BB IBB HBP BLK WP HR S P ERA WHIP
59 Brad Mills, L ERA: 2.57	7.0	L	29	6	2	2	5	1	1	1	0	0	0	0	0	1	11	17	2.57	1.000		
51 Jesse Litsch, R ERA: 4.75	1.0		4	1	1	1	3	0	0	0	0	0	0	0	0	1	11	17	9.00	1.000		
43 Trever Miller, L ERA: 3.86	0.2		3	2	0	0	1	0	0	0	0	0	0	0	0	1	18	0.00	3.000			
57 Shawn Camp, R ERA: 5.2	0.1		1	0	0	0	0	0	0	0	0	0	0	0	0	1	1	0.00	0.000			

Texas Rangers @ Toronto Blue Jays
Rogers Centre, Toronto, ON
Sat Jul 30 2011, 1:10 PM - 3:37 PM EDT
Att: 22,560 - Sunny - 75 F

AB 34
R 3
H 9
RBI 3
BB 2
SO 9
LOB 11



Batter	1	2	3	4	5	6	7	8	9	AB	R	H	RBI	BB	SO	LOB	BOTTOM					
5 Yunel Escobar, R OBP: 0.393, SLG: 0.440										3	0	0	0	0	0	0						
2 Aaron Hill, R OBP: 0.281, SLG: 0.323										4	0	0	0	0	0	0						
28 Colby Rasmus, L OBP: 0.324, SLG: 0.406										4	0	0	0	0	0	0						
19 José Bautista, R OBP: 0.459, SLG: 0.660										4	0	2	0	0	1	0						
26 Adam Lind, L OBP: 0.331, SLG: 0.486										4	0	0	0	0	1	2						
10 Edwin Encarnación, R OBP: 0.314, SLG: 0.435										3	0	0	0	0	0	0						
14 Eric Thames, L OBP: 0.333, SLG: 0.497										3	0	0	0	0	0	0						
11 Rajai Davis, R OBP: 0.271, SLG: 0.348										2	0	0	0	1	1	0						
6 John McDonald, R OBP: 0.263, SLG: 0.310										3	0	1	0	0	0	0						
9 J.P. Arencibia, R OBP: 0.284, SLG: 0.459										3	0	1	0	0	2	2						
Inning Stats	R: 0 E: 0 K: 0 S: 10	H: 1 LOB: 1 BB: 0 P: 15	R: 0 E: 1 K: 1 S: 12	H: 1 LOB: 2 BB: 1 P: 20	R: 0 E: 0 K: 0 S: 4	H: 0 LOB: 0 BB: 0 P: 6	R: 0 E: 0 K: 2 S: 8	H: 0 LOB: 0 BB: 0 P: 9	R: 0 E: 0 K: 2 S: 9	H: 0 LOB: 0 BB: 0 P: 10	R: 0 E: 0 K: 0 S: 8	H: 1 LOB: 1 BB: 0 P: 11	R: 0 E: 0 K: 0 S: 3	H: 0 LOB: 0 BB: 0 P: 5	R: 0 E: 0 K: 0 S: 5	H: 1 LOB: 0 BB: 0 P: 6	R: 0 E: 0 K: 1 S: 10	H: 0 LOB: 0 BB: 0 P: 13	1B: 4 2B: 0 3B: 0 HR: 0	SF: 0 SAC: 0 DP: 1 HBP: 0	WP: 0 PB: 0 SB: 0 CS: 0	PA: 31
PITCHER	IP WLS BF H R ER SO BB IBB HBP BLK WP HR S P ERA WHIP	IP WLS BF H R ER SO BB IBB HBP BLK WP HR S P ERA WHIP	IP WLS BF H R ER SO BB IBB HBP BLK WP HR S P ERA WHIP	IP WLS BF H R ER SO BB IBB HBP BLK WP HR S P ERA WHIP	IP WLS BF H R ER SO BB IBB HBP BLK WP HR S P ERA WHIP	IP WLS BF H R ER SO BB IBB HBP BLK WP HR S P ERA WHIP	IP WLS BF H R ER SO BB IBB HBP BLK WP HR S P ERA WHIP	IP WLS BF H R ER SO BB IBB HBP BLK WP HR S P ERA WHIP	IP WLS BF H R ER SO BB IBB HBP BLK WP HR S P ERA WHIP	IP WLS BF H R ER SO BB IBB HBP BLK WP HR S P ERA WHIP	IP WLS BF H R ER SO BB IBB HBP BLK WP HR S P ERA WHIP	IP WLS BF H R ER SO BB IBB HBP BLK WP HR S P ERA WHIP	IP WLS BF H R ER SO BB IBB HBP BLK WP HR S P ERA WHIP	IP WLS BF H R ER SO BB IBB HBP BLK WP HR S P ERA WHIP	IP WLS BF H R ER SO BB IBB HBP BLK WP HR S P ERA WHIP	IP WLS BF H R ER SO BB IBB HBP BLK WP HR S P ERA WHIP	IP WLS BF H R ER SO BB IBB HBP BLK WP HR S P ERA WHIP	IP WLS BF H R ER SO BB IBB HBP BLK WP HR S P ERA WHIP	IP WLS BF H R ER SO BB IBB HBP BLK WP HR S P ERA WHIP	IP WLS BF H R ER SO BB IBB HBP BLK WP HR S P ERA WHIP	IP WLS BF H R ER SO BB IBB HBP BLK WP HR S P ERA WHIP	IP WLS BF H R ER SO BB IBB HBP BLK WP HR S P ERA WHIP
45 Derek Holland, L ERA: 4.14	9.0	W	31	4	0	0	5	1	0	0	0	0	0	0	0	0	0	0	0.00	0.556		

Texas Rangers @ Toronto Blue Jays
Rogers Centre, Toronto, ON
Sat Jul 30 2011, 1:10 PM - 3:37 PM EDT
Att: 22,560 - Sunny - 75 F


AB 30
R 0
H 4
RBI 0
BB 1
SO 5
LOB 5



Batter	1	2	3	4	5	6	7	8	9	AB	R	H	RBI	BB	SO	LOB	TOP										
9 Endy Chavez, L OBP: 0.344, SLG: 0.470										4	0	0	0	1	1	2											
12 Omar Quintanilla, L OBP: 0.091, SLG: 0.273										4	0	0	0	0	2	1											
32 Josh Hamilton, L OBP: 0.356, SLG: 0.548										4	2	2	0	0	2	1											
10 Michael Young, R OBP: 0.373, SLG: 0.495										4	1	2	1	0	0	1											
25 Mike Napoli, R OBP: 0.390, SLG: 0.594										4	0	2	2	0	2	1											
18 Mitch Moreland, L OBP: 0.330, SLG: 0.444										3	0	0	0	1	1	2											
2 Taylor Teagarden, R OBP: 0.313, SLG: 0.333										4	0	1	0	0	2	2											
7 David Murphy, L OBP: 0.322, SLG: 0.351										4	0	2	0	0	2	3											
3 Andrés Blanco, S OBP: 0.254, SLG: 0.359										4	0	0	0	0	1	3											
Inning Stats	R: 0 E: 0 K: 2 S: 8	H: 0 LOB: 0 BB: 1 P: 15	R: 0 E: 0 K: 3 S: 15	H: 1 LOB: 2 BB: 1 P: 25	R: 0 E: 0 K: 0 S: 9	H: 0 LOB: 0 BB: 0 P: 13	R: 0 E: 0 K: 2 S: 9	H: 0 LOB: 0 BB: 0 P: 15	R: 0 E: 0 K: 1 S: 10	H: 1 LOB: 1 BB: 0 P: 13	R: 2 E: 0 K: 3 S: 15	H: 3 LOB: 1 BB: 0 P: 16	R: 0 E: 0 K: 0 S: 14	H: 1 LOB: 1 BB: 0 P: 18	R: 1 E: 0 K: 0 S: 12	H: 2 LOB: 1 BB: 0 P: 21	R: 0 E: 0 K: 2 S: 12	H: 1 LOB: 1 BB: 0 P: 18	1B: 6 2B: 3 HR: 0	SF: 0 SAC: 0 HBP: 0	WP: 1 PB: 0 SB: 0 CS: 1	PA: 37					
PITCHER	IP	WLS	BF	H	R	ER	SO	BB	IBB	HBP	BLK	WP	HR	S	P	ERA	WHIP										
23 Brandon Morrow, R ERA: 4.58	7.0	W	28	6	2	2	11	2	0	0	0	1	0	80	115	2.57	1.143										
43 Treyver Miller, L ERA: 4.32	0.1		2	1	1	1	0	0	0	0	0	0	0	3	7	27.00	3.000										
44 Casey Janssen, R ERA: 2.84	0.2		3	1	0	0	0	0	0	0	0	0	0	9	14	0.00	1.500										
50 Frank Francisco, R ERA: 4.68	1.0		4	1	0	0	2	0	0	0	0	0	0	12	18	0.00	1.000										

Texas Rangers @ Toronto Blue Jays
Rogers Centre, Toronto, ON
Sun Jul 31 2011, 1:44 PM - 4:26 PM EDT
Att: 45,629 - Cloudy - 77 F

AB 35
R 3
H 9
RBI 3
BB 2
SO 13
LOB 16



Batter	1	2	3	4	5	6	7	8	9	AB	R	H	RBI	BB	SO	LOB	BOTTOM										
11 Raijai Davis, R OBP: 0.274, SLG: 0.351										3	1	1	0	1	1	0											
28 Colby Rasmus, L OBP: 0.326, SLG: 0.410										4	1	2	2	0	1	0											
19 José Bautista, R OBP: 0.459, SLG: 0.656										2	1	0	0	2	1	1											
10 Edwin Encarnación, R OBP: 0.314, SLG: 0.444										3	1	1	2	0	0	1											
20 Mark Teahen, L OBP: 0.275, SLG: 0.303										1	0	0	0	0	0	0											
14 Eric Thames, L OBP: 0.326, SLG: 0.485										4	0	0	0	0	2	0											
8 José Molina, R OBP: 0.372, SLG: 0.431										4	1	0	0	0	1	0											
2 Aaron Hill, R OBP: 0.282, SLG: 0.324										3	1	1	0	0	0	1											
6 John McDonald, R OBP: 0.264, SLG: 0.311										3	0	1	1	0	0	1											
9 J.P. Arencibia, R OBP: 0.284, SLG: 0.457										3	1	1	1	0	0	1											
Inning Stats	R: 2 E: 0 K: 1 S: 17	H: 1 LOB: 0 BB: 1 P: 29	R: 1 E: 1 K: 0 S: 10	H: 1 LOB: 1 BB: 1 P: 20	R: 1 E: 1 K: 1 S: 6	H: 1 LOB: 0 BB: 1 P: 14	R: 3 E: 0 K: 0 S: 14	H: 4 LOB: 1 BB: 0 P: 25	R: 0 E: 0 K: 2 S: 9	H: 0 LOB: 0 BB: 0 P: 11	R: 0 E: 0 K: 0 S: 7	H: 0 LOB: 0 BB: 0 P: 9	R: 0 E: 0 K: 2 S: 7	H: 0 LOB: 0 BB: 0 P: 8	R: 0 E: 0 K: 0 S: 4	H: 0 LOB: 0 BB: 0 P: 6	R: 0 E: 0 K: 0 S: 4	H: 0 LOB: 0 BB: 0 P: 6	1B: 4 2B: 2 3B: 0 HR: 1	SF: 0 SAC: 0 DP: 1 HBP: 0	WP: 2 PB: 0 SB: 1 CS: 1	PA: 33					
PITCHER	IP	WLS	BF	H	R	ER	SO	BB	IBB	HBP	BLK	WP	HR	S	P	ERA	WHIP										
36 C.J. Wilson, L ERA: 3.38	3.2	L	20	4	0	0	2	3	0	0	0	0	0	12	15	0.00	0.000										
22 Yoshinori Tateyama, R ERA: 3.2	1.1		4	0	0	0	2	0	0	0	0	0	0	7	9	0.00	0.000										
53 Arthur Rhodes, L ERA: 4.91	1.0		3	0	0	0	0	0	0	0	0	0	0	7	8	0.00	0.000										
19 Koji Uehara, R ERA: 1.69	1.0		3	0	0	0	2	0	0	0	0	0	0	7	8	0.00	0.000										
39 Scott Feldman, R ERA: 3.0	1.0		3	0	0	0	0	0	0	0	0	0	0	4	6	0.00	0.000										

Texas Rangers @ Toronto Blue Jays
Rogers Centre, Toronto, ON
Sun Jul 31 2011, 1:44 PM - 4:26 PM EDT
Att: 45,629 - Cloudy - 77 F

AB 30
R 7
H 7
RBI 6
BB 3
SO 6
LOB 5



Batter	1	2	3	4	5	6	7	8	9	10	11	12	AB	R	H	RBI	BB	SO	LOB	TOP
5 Yulieski Escobar, R OBP: 0.364, SLG: 0.443													4	2	1	0	2	0	1	
28 Colby Rasmus, L OBP: 0.322, SLG: 0.408													6	1	2	1	0	0	2	
19 José Bautista, R OBP: 0.459, SLG: 0.662													4	1	1	1	2	1	0	
26 Adam Lind, L OBP: 0.327, SLG: 0.476													6	0	3	1	0	1	2	
10 Edwin Encarnación, R OBP: 0.316, SLG: 0.440													6	1	1	0	0	1	4	
14 Eric Thames, L OBP: 0.316, SLG: 0.462													5	0	0	0	0	3	3	
2 Aaron Hill, R OBP: 0.283, SLG: 0.319													4	0	1	0	0	0	0	
45 Travis Snider, L OBP: 0.269, SLG: 0.348													5	1	0	0	0	1	3	
9 J.P. Arencibia, R OBP: 0.294, SLG: 0.457														2	0	0	0	2	1	
11 Rajai Davis, R OBP: 0.276, SLG: 0.356														0	0	0	0	0	0	
8 José Molina, R OBP: 0.377, SLG: 0.453													1	0	1	2	0	0	0	
Inning Stats	R: 2 E: 0 K: 1 S: 16	H: 2 LOB: 1 BB: 2 P: 26	R: 0 E: 0 K: 2 S: 12	H: 0 LOB: 0 BB: 0 P: 14	R: 0 E: 0 K: 0 S: 7	H: 0 LOB: 0 BB: 0 P: 10	R: 0 E: 0 K: 1 S: 7	H: 1 LOB: 1 BB: 0 P: 11	R: 0 E: 0 K: 0 S: 6	H: 0 LOB: 0 BB: 0 P: 12	R: 1 E: 0 K: 1 S: 12	H: 1 LOB: 2 BB: 3 P: 25	R: 0 E: 0 K: 1 S: 9	H: 1 LOB: 1 BB: 0 P: 11	1B: 6 2B: 2 3B: 1 HR: 1	SF: 0 SAC: 0 DP: 2 HBP: 1	WP: 0 PB: 0 SB: 0 CS: 0	PA: 50		
PITCHER	IP WLS BF H R ER SO BB IBB HBP BLK WP HR S P 10B ERA WHIP	40 Wade Davis, R ERA: 4.55	39 J.P. Howell, L ERA: 8.24	43 Kyle Farnsworth, R ERA: 2.11	62 Joel Peralta, R ERA: 3.88	57 Jake McGee, L ERA: 3.14	37 Juan Cruz, R ERA: 3.79	47 Brandon Gomes, R ERA: 2.74	IP WLS BF H R ER SO BB IBB HBP BLK WP HR S P 15 ERA WHIP	37 Juan Cruz, R ERA: 3.79	47 Brandon Gomes, R ERA: 2.74	IP WLS BF H R ER SO BB IBB HBP BLK WP HR S P 15 ERA WHIP	37 Juan Cruz, R ERA: 3.79	47 Brandon Gomes, R ERA: 2.74	IP WLS BF H R ER SO BB IBB HBP BLK WP HR S P 15 ERA WHIP	37 Juan Cruz, R ERA: 3.79	47 Brandon Gomes, R ERA: 2.74	IP WLS BF H R ER SO BB IBB HBP BLK WP HR S P 15 ERA WHIP	37 Juan Cruz, R ERA: 3.79	47 Brandon Gomes, R ERA: 2.74

Toronto Blue Jays @ Tampa Bay Rays
Tropicana Field, St. Petersburg, FL
Thu Aug 04 2011, 12:13 PM - 4:02 PM EDT
Att. 28,491 - Dome - 72 F

AB	43
R	6
H	10
RBI	5
BB	6
SO	8
LOB	15



Batter	1	2	3	4	5	6	7	8	9	10	11	12	AB	R	H	RBI	BB	SO	LOB	BOTTOM	
8 Desmond Jennings, R OBP: 0.446, SLG: 0.708													6	1	3	1	0	2	1		
22 Johnny Damon, L OBP: 0.319, SLG: 0.399													4	1	0	0	2	0	2		
3 Evan Longoria, R OBP: 0.333, SLG: 0.439													6	1	1	3	0	2	5		
18 Ben Zobrist, S OBP: 0.370, SLG: 0.498													6	0	0	0	0	0	0		
2 B.J. Upton, R OBP: 0.308, SLG: 0.398													6	2	2	0	0	1	0		
11 Casey Kotchman, L OBP: 0.384, SLG: 0.455													3	1	2	0	3	0	0		
1 Sean Rodríguez, R OBP: 0.305, SLG: 0.369													3	0	0	0	0	2	3		
20 Matt Joyce, L OBP: 0.341, SLG: 0.502													2	0	0	1	1	0	1		
16 Justin Ruggiano, R OBP: 0.276, SLG: 0.426													3	1	1	0	0	1	1		
5 Sam Fulginiti, L OBP: 0.256, SLG: 0.357													1	0	1	0	0	0	1		
9 Elliot Johnson, S OBP: 0.253, SLG: 0.331													2	0	0	0	0	1	4		
10 Kelly Shoppach, R OBP: 0.276, SLG: 0.307													3	0	0	0	0	2			
38 Robinson Chirinos, R OBP: 0.368, SLG: 0.394													2	0	2	2	0	0	0		
Inning Stats	R: 0 E: 0 K: 1 S: 7	H: 0 LOB: 0 BB: 0 P: 10	R: 0 E: 0 K: 1 S: 9	H: 0 LOB: 1 BB: 1 P: 17	R: 0 E: 0 K: 1 S: 14	H: 0 LOB: 2 BB: 1 P: 25	R: 0 E: 0 K: 0 S: 9	H: 1 LOB: 1 BB: 0 P: 19	R: 3 E: 0 K: 0 S: 9	H: 3 LOB: 0 BB: 0 P: 15	R: 0 E: 0 K: 0 S: 10	H: 0 LOB: 1 BB: 0 P: 17	R: 0 E: 0 K: 1 S: 10	H: 0 LOB: 1 BB: 0 P: 17	1B: 7 2B: 2 3B: 1 HR: 2	SF: 0 SAC: 0 DP: 0 HBP: 1	WP: 0 PB: 0 SB: 1 CS: 0	PA: 54			
PITCHER	IP WLS BF H R ER SO BB IBB HBP BLK WP HR S P 10B ERA WHIP	27 Brett Cecil, L ERA: 4.35	44 Casey Janssen, R ERA: 2.67	50 Frank Francisco, R ERA: 4.54	60 Jon Rauch, R ERA: 4.44	57 Shawn Camp, R ERA: 5.13	IP WLS BF H R ER SO BB IBB HBP BLK WP HR S P 15 ERA WHIP	27 Brett Cecil, L ERA: 4.35	44 Casey Janssen, R ERA: 2.67	50 Frank Francisco, R ERA: 4.54	60 Jon Rauch, R ERA: 4.44	57 Shawn Camp, R ERA: 5.13	IP WLS BF H R ER SO BB IBB HBP BLK WP HR S P 15 ERA WHIP	27 Brett Cecil, L ERA: 4.35	44 Casey Janssen, R ERA: 2.67	50 Frank Francisco, R ERA: 4.54	60 Jon Rauch, R ERA: 4.44	57 Shawn Camp, R ERA: 5.13	IP WLS BF H R ER SO BB IBB HBP BLK WP HR S P 15 ERA WHIP	27 Brett Cecil, L ERA: 4.35	44 Casey Janssen, R ERA: 2.67

Toronto Blue Jays @ Tampa Bay Rays
Tropicana Field, St. Petersburg, FL
Thu Aug 04 2011, 12:13 PM - 4:02 PM EDT
Att. 28,491 - Dome - 72 F

AB	47
R	7
H	12
RBI	7
BB	6
SO	9
LOB	19



Batter	1	2	3	4	5	6	7	8	9	AB	R	H	RBI	BB	SO	LOB	TOP				
5 Yuliel Escobar, R OBP: 0.394, SLG: 0.445										5	0	2	1	0	0	0					
14 Eric Thames, L OBP: 0.313, SLG: 0.455										5	0	1	0	0	0	3					
19 José Bautista, R OBP: 0.456, SLG: 0.655										5	1	1	0	0	1	2					
26 Adam Lind, L OBP: 0.326, SLG: 0.474										4	1	1	0	0	0	2					
10 Edwin Encarnación, R OBP: 0.321, SLG: 0.440										2	2	1	0	1	0	0					
28 Colby Rasmus, L OBP: 0.324, SLG: 0.409										4	0	2	1	0	0	1					
11 Rajai Davis, R OBP: 0.276, SLG: 0.356										3	1	1	2	0	0	1					
2 Aaron Hill, R OBP: 0.282, SLG: 0.319										4	0	0	0	0	1	5					
9 J.P. Arencibia, R OBP: 0.451										4	0	0	0	0	1	5					
13 Brett Lawrie, R OBP: 0.500, SLG: 0.500										4	0	2	1	0	1	0					
Inning Stats	R: 0 H: 1 E: 0 K: 0 S: 11	H: 1 LOB: 1 BB: 0 P: 18	R: 2 H: 4 E: 0 K: 0 S: 17	H: 4 LOB: 2 BB: 0 P: 23	R: 2 H: 2 E: 0 K: 1 S: 13	H: 2 LOB: 1 BB: 0 P: 24	R: 0 H: 1 E: 0 K: 0 S: 7	H: 1 LOB: 1 BB: 0 P: 14	R: 0 H: 0 E: 0 K: 1 S: 6	H: 0 LOB: 0 BB: 0 P: 9	R: 0 H: 0 E: 0 K: 1 S: 6	H: 0 LOB: 0 BB: 0 P: 9	R: 0 H: 0 E: 0 K: 0 S: 7	H: 0 LOB: 0 BB: 0 P: 11	R: 1 H: 3 E: 0 K: 0 S: 11	H: 3 LOB: 2 BB: 1 P: 22	R: 0 H: 0 E: 0 K: 1 S: 6	H: 0 LOB: 0 BB: 0 P: 8	1B: 10 2B: 1 3B: 0 HR: 0	SF: 1 SAC: 0 DP: 0 HBP: 1	WP: 0 PA: 39 PB: 0 SB: 1 CS: 0
PITCHER	IP WLS BF H R ER SO BB IBB HBP BLK WP HR S P ERA WHIP	IP WLS BF H R ER SO BB IBB HBP BLK WP HR S P ERA WHIP	IP WLS BF H R ER SO BB IBB HBP BLK WP HR S P ERA WHIP	IP WLS BF H R ER SO BB IBB HBP BLK WP HR S P ERA WHIP	IP WLS BF H R ER SO BB IBB HBP BLK WP HR S P ERA WHIP	IP WLS BF H R ER SO BB IBB HBP BLK WP HR S P ERA WHIP	IP WLS BF H R ER SO BB IBB HBP BLK WP HR S P ERA WHIP	IP WLS BF H R ER SO BB IBB HBP BLK WP HR S P ERA WHIP	IP WLS BF H R ER SO BB IBB HBP BLK WP HR S P ERA WHIP	IP WLS BF H R ER SO BB IBB HBP BLK WP HR S P ERA WHIP	IP WLS BF H R ER SO BB IBB HBP BLK WP HR S P ERA WHIP	IP WLS BF H R ER SO BB IBB HBP BLK WP HR S P ERA WHIP	IP WLS BF H R ER SO BB IBB HBP BLK WP HR S P ERA WHIP	IP WLS BF H R ER SO BB IBB HBP BLK WP HR S P ERA WHIP	IP WLS BF H R ER SO BB IBB HBP BLK WP HR S P ERA WHIP	IP WLS BF H R ER SO BB IBB HBP BLK WP HR S P ERA WHIP	IP WLS BF H R ER SO BB IBB HBP BLK WP HR S P ERA WHIP	IP WLS BF H R ER SO BB IBB HBP BLK WP HR S P ERA WHIP	IP WLS BF H R ER SO BB IBB HBP BLK WP HR S P ERA WHIP	IP WLS BF H R ER SO BB IBB HBP BLK WP HR S P ERA WHIP	IP WLS BF H R ER SO BB IBB HBP BLK WP HR S P ERA WHIP

Toronto Blue Jays @ Baltimore Orioles
 Oriole Park at Camden Yards, Baltimore, MD
 Fri Aug 05 2011, 7:09 PM - 10:06 PM EDT
 Att: 18,770 - Partly Cloudy - 86 F

AB	36
R	5
H	11
RBI	5
BB	1
SO	3
LOB	14



Batter	1	2	3	4	5	6	7	8	9	AB	R	H	RBI	BB	SO	LOB	BOTTOM				
11 Robert Andino, R OBP: 0.346, SLG: 0.337										4	1	1	0	1	0	1					
21 Nick Markakis, L OBP: 0.342, SLG: 0.396										4	1	2	1	1	1	2					
10 Adam Jones, R OBP: 0.332, SLG: 0.488										5	1	1	2	0	2	5					
27 Vladimir Guerrero, R OBP: 0.320, SLG: 0.401										3	1	0	0	1	0	4					
12 Mark Reynolds, R OBP: 0.332, SLG: 0.473										3	0	1	0	1	2	0					
32 Matt Wieters, S OBP: 0.314, SLG: 0.391										4	0	1	1	0	1	1					
14 Nolan Reimold, R OBP: 0.307, SLG: 0.490										4	0	0	0	0	1	3					
50 Josh Bell, S OBP: 0.133, SLG: 0.133										4	0	0	0	0	1	4					
3 Cesar Izturis, S OBP: 0.258, SLG: 0.207										3	0	1	0	0	1	1					
18 Felix Pie, L OBP: 0.253, SLG: 0.278										1	0	0	0	0	0	0					
Inning Stats	R: 2 H: 2 E: 0 K: 1 S: 15	H: 2 LOB: 0 BB: 0 P: 21	R: 0 H: 0 E: 1 K: 2 S: 8	H: 0 LOB: 1 BB: 0 P: 12	R: 0 H: 0 E: 0 K: 0 S: 4	H: 0 LOB: 1 BB: 2 P: 14	R: 0 H: 1 E: 0 K: 0 S: 13	H: 1 LOB: 1 BB: 0 P: 21	R: 0 H: 0 E: 0 K: 1 S: 6	H: 0 LOB: 0 BB: 0 P: 7	R: 1 H: 1 E: 0 K: 1 S: 11	H: 1 LOB: 2 BB: 2 P: 23	R: 0 H: 1 E: 1 K: 2 S: 13	H: 1 LOB: 2 BB: 0 P: 19	R: 0 H: 0 E: 0 K: 2 S: 8	H: 0 LOB: 0 BB: 0 P: 11	R: 1 H: 2 E: 0 K: 0 S: 11	H: 2 LOB: 1 BB: 0 P: 19	1B: 5 2B: 2 3B: 0 HR: 1	SF: 0 SAC: 0 DP: 1 HBP: 0	WP: 0 PA: 39 PB: 1 SB: 0 CS: 0
PITCHER	IP WLS BF H R ER SO BB IBB HBP BLK WP HR S P ERA WHIP	IP WLS BF H R ER SO BB IBB HBP BLK WP HR S P ERA WHIP	IP WLS BF H R ER SO BB IBB HBP BLK WP HR S P ERA WHIP	IP WLS BF H R ER SO BB IBB HBP BLK WP HR S P ERA WHIP	IP WLS BF H R ER SO BB IBB HBP BLK WP HR S P ERA WHIP	IP WLS BF H R ER SO BB IBB HBP BLK WP HR S P ERA WHIP	IP WLS BF H R ER SO BB IBB HBP BLK WP HR S P ERA WHIP	IP WLS BF H R ER SO BB IBB HBP BLK WP HR S P ERA WHIP	IP WLS BF H R ER SO BB IBB HBP BLK WP HR S P ERA WHIP	IP WLS BF H R ER SO BB IBB HBP BLK WP HR S P ERA WHIP	IP WLS BF H R ER SO BB IBB HBP BLK WP HR S P ERA WHIP	IP WLS BF H R ER SO BB IBB HBP BLK WP HR S P ERA WHIP	IP WLS BF H R ER SO BB IBB HBP BLK WP HR S P ERA WHIP	IP WLS BF H R ER SO BB IBB HBP BLK WP HR S P ERA WHIP	IP WLS BF H R ER SO BB IBB HBP BLK WP HR S P ERA WHIP	IP WLS BF H R ER SO BB IBB HBP BLK WP HR S P ERA WHIP	IP WLS BF H R ER SO BB IBB HBP BLK WP HR S P ERA WHIP	IP WLS BF H R ER SO BB IBB HBP BLK WP HR S P ERA WHIP	IP WLS BF H R ER SO BB IBB HBP BLK WP HR S P ERA WHIP	IP WLS BF H R ER SO BB IBB HBP BLK WP HR S P ERA WHIP	IP WLS BF H R ER SO BB IBB HBP BLK WP HR S P ERA WHIP

Toronto Blue Jays @ Baltimore Orioles
 Oriole Park at Camden Yards, Baltimore, MD
 Fri Aug 05 2011, 7:09 PM - 10:06 PM EDT
 Att: 18,770 - Partly Cloudy - 86 F

AB	35
R	4
H	7
RBI	4
BB	4
SO	9
LOB	21



Batter	1	2	3	4	5	6	7	8	9	AB	R	H	RBI	BB	SO	LOB	TOP								
19 Jemile Weeks, S OBP: 0.321, SLG: 0.400										5	0	1	0	0	0	3									
2 Cliff Pennington, S OBP: 0.311, SLG: 0.351										4	1	1	0	0	1	2									
55 Hideki Matsui, L OBP: 0.335, SLG: 0.415										4	0	0	0	0	1	1									
16 Josh Willingham, R OBP: 0.331, SLG: 0.468										3	1	1	2	0	1	0									
28 Conor Jackson, R OBP: 0.327, SLG: 0.351										4	0	0	0	0	0	1									
12 David DeJesus, L OBP: 0.313, SLG: 0.364										3	1	0	0	0	1	1									
8 Kurt Suzuki, R OBP: 0.290, SLG: 0.374										4	1	2	1	0	0	0									
15 Ryan Sweeney, L OBP: 0.367, SLG: 0.371										3	0	1	1	1	0	0									
29 Scott Sizemore, R OBP: 0.344, SLG: 0.350										3	0	0	0	1	1	3									
Inning Stats	R: 0 E: 0 K: 0 S: 9	H: 0 LOB: 0 BB: 0 P: 12	R: 0 E: 0 K: 1 S: 9	H: 0 LOB: 0 BB: 0 P: 13	R: 0 E: 0 K: 1 S: 13	H: 1 LOB: 2 BB: 1 P: 18	R: 0 E: 0 K: 0 S: 10	H: 0 LOB: 1 BB: 0 P: 16	R: 0 E: 0 K: 0 S: 8	H: 0 LOB: 1 BB: 1 P: 12	R: 2 E: 0 K: 2 S: 15	H: 2 LOB: 0 BB: 0 P: 19	R: 1 E: 0 K: 1 S: 12	H: 1 LOB: 0 BB: 0 P: 18	R: 0 E: 0 K: 0 S: 6	H: 0 LOB: 0 BB: 0 P: 12	R: 1 E: 0 K: 0 S: 10	H: 2 LOB: 2 BB: 0 P: 14	1B: 4 2B: 0 3B: 0 HR: 2	SF: 0 SAC: 0 DP: 0 HBP: 2	WP: 0 PB: 0 SB: 0 CS: 0	PA: 37			
PITCHER	IP	WLS	BF	H	R	ER	SO	BB	IBB	HBP	BLK	WP	HR	S	P	ERA	WHIP								
27 Brett Cecil, L ERA: 4.31	7.0	L	28	4	3	3	5	2	0	1	0	0	2	76	108	3.86	0.857								
47 Luis Perez, L ERA: 3.55	1.1		5	0	1	1	0	0	0	1	0	0	0	9	18	6.75	0.000								
57 Shawn Camp, R ERA: 5.03	0.2		4	2	0	0	0	0	0	0	0	0	0	7	8	0.00	3.000								

Oakland Athletics @ Toronto Blue Jays
Rogers Centre, Toronto, ON
Tue Aug 09 2011, 7:10 PM - 9:39 PM EDT
Att: 20,521 - Partly Cloudy - 75 F

livebaseballscorecards.com

AB 33
R 4
H 6
RBI 4
BB 2
SO 5
LOB 11

Batter	1	2	3	4	5	6	7	8	9	AB	R	H	RBI	BB	SO	LOB	BOTTOM								
5 Yuliel Escobar, R OBP: 0.382, SLG: 0.440										4	0	2	0	0	0	0									
14 Eric Thames, L OBP: 0.305, SLG: 0.446										4	0	1	0	0	1	2									
19 José Bautista, R OBP: 0.446, SLG: 0.639										4	0	0	0	0	1	3									
26 Adam Lind, L OBP: 0.318, SLG: 0.459										4	0	0	0	0	2	2									
10 Edwin Encarnación, R OBP: 0.333, SLG: 0.459										2	1	2	1	2	0	0									
20 Mark Teahen, L OBP: 0.273, SLG: 0.300										0	0	0	0	0	0	0									
28 Colby Rasmus, L OBP: 0.325, SLG: 0.418										4	0	1	0	0	0	2									
2 Aaron Hill, R OBP: 0.277, SLG: 0.313										4	0	0	0	0	0	4									
9 J.P. Arencibia, R OBP: 0.280, SLG: 0.447										3	0	0	0	1	2	3									
13 Brett Lawrie, R OBP: 0.357, SLG: 0.571										3	0	0	0	0	2	3									
Inning Stats	R: 0 E: 0 K: 1 S: 9	H: 1 LOB: 1 BB: 0 P: 13	R: 1 E: 0 K: 1 S: 11	H: 1 LOB: 1 BB: 1 P: 18	R: 0 E: 0 K: 0 S: 7	H: 1 LOB: 0 BB: 0 P: 9	R: 0 E: 0 K: 0 S: 13	H: 1 LOB: 1 BB: 0 P: 17	R: 0 E: 0 K: 1 S: 10	H: 0 LOB: 0 BB: 0 P: 15	R: 0 E: 0 K: 3 S: 13	H: 0 LOB: 0 BB: 0 P: 18	R: 0 E: 0 K: 2 S: 8	H: 1 LOB: 2 BB: 1 P: 17	R: 0 E: 0 K: 0 S: 10	H: 1 LOB: 1 BB: 0 P: 15	R: 0 E: 0 K: 0 S: 10	H: 0 LOB: 2 BB: 1 P: 18	1B: 4 2B: 1 3B: 0 HR: 1	SF: 0 SAC: 0 DP: 1 HBP: 0	WP: 0 PB: 0 SB: 0 CS: 0	PA: 35			
PITCHER	IP	WLS	BF	H	R	ER	SO	BB	IBB	HBP	BLK	WP	HR	S	P	ERA	WHIP								
18 Rich Harden, R ERA: 4.07	7.0	W	27	5	1	1	8	2	0	0	0	0	1	71	107	1.29	1.000								
50 Grant Balfour, R ERA: 2.15	1.0	H	4	1	0	0	0	0	0	0	0	0	0	10	15	0.00	1.000								
40 Andrew Bailey, R ERA: 1.85	1.0	S	4	0	0	0	0	1	0	0	0	0	0	10	18	0.00	1.000								

Oakland Athletics @ Toronto Blue Jays
Rogers Centre, Toronto, ON
Tue Aug 09 2011, 7:10 PM - 9:39 PM EDT
Att: 20,521 - Partly Cloudy - 75 F

livebaseballscorecards.com

AB 32
R 1
H 6
RBI 1
BB 3
SO 8
LOB 19

Batter	1	2	3	4	5	6	7	8	9	AB	R	H	RBI	BB	SO	LOB	TOP				
19 Jemile Weeks, S OBP: 0.318, SLG: 0.396	G6-3		K	F8		1B		G4-6-3		5	0	1	0	0	1	2					
2 Cliff Pennington, S OBP: 0.308, SLG: 0.346	E4		K		L9	K		F8		5	0	0	0	0	2	3					
55 Hideki Matsui, L OBP: 0.336, SLG: 0.412	L8		F8				HBP		K	3	0	0	0	1	1						
16 Josh Willingham, R OBP: 0.332, SLG: 0.476	1B			K	F8				HR	5	1	2	1	0	1	2					
12 David DeJesus, L OBP: 0.314, SLG: 0.374	G4-3				G1-3				G3	5	1	2	1	0	0	3					
28 Conor Jackson, R OBP: 0.328, SLG: 0.353		G6-4-3				G5-3			K	4	1	2	0	0	1	2					
15 Ryan Sweeney, L OBP: 0.369, SLG: 0.375								G4-3	G1-3	3	1	1	1	1	0	2					
8 Kurt Suzuki, R OBP: 0.292, SLG: 0.375		G6-4-3			K					4	0	2	0	0	1	3					
29 Scott Sizemore, R OBP: 0.346, SLG: 0.352	P4								L7	4	0	2	1	0	0	2					
Inning Stats	R: 0 H: 1 E: 1 K: 0 S: 9	H: 1 LOB: 2 BB: 0 P: 15	R: 0 H: 1 E: 0 K: 0 S: 7	H: 1 LOB: 1 BB: 1 P: 15	R: 0 H: 0 E: 0 K: 2 S: 9	H: 0 LOB: 0 BB: 0 P: 13	R: 3 H: 4 E: 0 K: 2 S: 17	H: 4 LOB: 1 BB: 0 P: 29	R: 0 H: 3 E: 0 K: 1 S: 22	H: 3 LOB: 3 BB: 1 P: 29	R: 0 H: 1 E: 0 K: 1 S: 11	H: 1 LOB: 2 BB: 1 P: 19	R: 0 H: 1 E: 0 K: 0 S: 5	H: 1 LOB: 0 BB: 0 P: 6	R: 1 H: 1 E: 0 K: 1 S: 11	H: 1 LOB: 0 BB: 0 P: 16	1B: 9 2B: 1 3B: 0 HR: 2	SF: 0 SAC: 0 DP: 2 HBP: 1	WP: 0 PB: 1 SB: 0 CS: 0	PA: 41	
PITCHER	IP	WLS	BF	H	R	ER	SO	BB	IBB	HBP	BLK	WP	HR	S	P	ERA	WHIP				
37 Henderson Alvarez III, R ERA: 4.78	5.2		27	8	3	3	4	1	0	1	0	0	1	64	104	4.76	1.588				
44 Casey Janssen, R ERA: 2.57	0.1	W	2	1	0	0	1	0	0	0	0	0	0	5	7	0.00	3.000				
43 Trevor Miller, L ERA: 4.24	0.1	H	3	1	0	0	0	1	0	0	0	0	0	6	13	0.00	6.000				
51 Jesse Litsch, R ERA: 4.33	2.2	S	9	2	1	1	2	0	0	0	0	0	1	21	28	3.38	0.750				

Oakland Athletics @ Toronto Blue Jays
Rogers Centre, Toronto, ON
Wed Aug 10 2011, 7:09 PM - 10:09 PM EDT
Att: 19,541 - Partly Cloudy - 73 F

AB	38
R	4
H	12
RBI	4
BB	2
SO	7
LOB	20



Batter	1	2	3	4	5	6	7	8	9	AB	R	H	RBI	BB	SO	LOB	BOTTOM				
11 Rajai Davis, R OBP: 0.274, SLG: 0.349	F9				G6-3	F9				4	0	1	1	1	0	0					
5 Yunel Escobar, R OBP: 0.382, SLG: 0.438	1B				F8	G1-3				4	1	1	0	0	0	1					
19 José Bautista, R OBP: 0.447, SLG: 0.637	BB				F9	P5				3	1	1	0	2	0	0					
26 Adam Lind, L OBP: 0.319, SLG: 0.461	1B				K					5	1	2	1	0	2	4					
10 Edwin Encarnación, R OBP: 0.337, SLG: 0.461					F8					3	1	1	1	2	0	3					
28 Colby Rasmus, L OBP: 0.326, SLG: 0.417	F9									3	1	1	0	1	0	4					
2 Aaron Hill, R OBP: 0.277, SLG: 0.312	K				P4					4	1	1	1	0	2	5					
9 J.P. Arencibia, R OBP: 0.277, SLG: 0.442					P4					4	0	0	0	0	2	4					
13 Brett Lawrie, R OBP: 0.389, SLG: 0.778					F9					4	2	2	4	0	1	1					
Inning Stats	R: 1 H: 2 E: 0 K: 1 S: 19	H: 2 LOB: 3 BB: 2 P: 36	R: 0 H: 0 E: 0 K: 2 S: 12	H: 0 LOB: 1 BB: 1 P: 24	R: 0 H: 0 E: 0 K: 1 S: 7	H: 0 LOB: 0 BB: 0 P: 11	R: 0 H: 1 E: 0 K: 0 S: 4	H: 1 LOB: 1 BB: 0 P: 9	R: 0 H: 0 E: 0 K: 0 S: 7	H: 0 LOB: 0 BB: 0 P: 14	R: 5 H: 3 E: 1 K: 1 S: 15	H: 3 LOB: 3 BB: 2 P: 33	R: 0 H: 2 E: 0 K: 1 S: 13	H: 2 LOB: 1 BB: 0 P: 21	R: 1 H: 2 E: 0 K: 1 S: 10	H: 2 LOB: 3 BB: 1 P: 24	1B: 6 2B: 3 3B: 0 HR: 1	SF: 0 SAC: 0 DP: 0 HBP: 1	WP: 0 PB: 0 SB: 0 CS: 0	PA: 41	
PITCHER	IP	WLS	BF	H	R	ER	SO	BB	IBB	HBP	BLK	WP	HR	S	P	ERA	WHIP				
47 Gio González, L ERA: 3.25	5.0	L	24	4	4	4	4	5	0	0	0	0	1	9	19	18.00	2.000				
56 Craig Breslow, L ERA: 4.08	1.0	B	5	2	2	2	1	0	0	0	0	0	0	13	21	9.00	2.000				
64 Trystan Magnuson, R ERA: 7.2	1.0		5	2	1	1	1	0	0	0	0	0	0	10	24	9.00	3.000				
59 Jordan Norberto, L ERA: 6.0	1.0		7	2	1	1	1	1	0	1	0	0	0	10	24	9.00	3.000				

Oakland Athletics @ Toronto Blue Jays
Rogers Centre, Toronto, ON
Wed Aug 10 2011, 7:09 PM - 10:09 PM EDT
Att: 19,541 - Partly Cloudy - 73 F

AB	34
R	8
H	10
RBI	8
BB	6
SO	7
LOB	22



Batter	1	2	3	4	5	6	7	8	9	AB	R	H	RBI	BB	SO	LOB	TOP				
2 Erick Aybar, S OBP: 0.293, SLG: 0.392	G3-1		P6		G5-3		FC6-4			4	0	0	0	0	0	2	Los Angeles Angels @ Toronto Blue Jays Rogers Centre, Toronto, ON Fri Aug 12 2011, 7:10 PM - 9:28 PM EDT Att: 24,731 - Clear - 77 F				
6 Alberto Callaspo, S OBP: 0.366, SLG: 0.374	F8		E9		P5		F8			4	1	1	1	0	0	1					
53 Bobby Abreu, L OBP: 0.365, SLG: 0.352	P5				G6-3					3	1	0	0	1	1	0					
48 Torii Hunter, R OBP: 0.326, SLG: 0.401		F8			E1					3	1	1	2	1	0	0					
39 Russell Branyan, L OBP: 0.299, SLG: 0.336					E9					3	0	1	0	1	2	1					
44 Mark Trumbo, R OBP: 0.300, SLG: 0.488					F9-5					0	0	0	0	0	0	0					
10 Vernon Wells, R OBP: 0.241, SLG: 0.380					F9					4	1	1	1	0	0	4					
47 Howie Kendrick, R OBP: 0.348, SLG: 0.430					G3					4	0	0	0	0	1	0					
25 Peter Bourjos, R OBP: 0.324, SLG: 0.410					P4					3	1	0	0	1	1	0					
46 Bobby Wilson, R OBP: 0.265, SLG: 0.267					SH1-3					2	0	0	0	1	2	0					
Inning Stats	R: 0 E: 0 K: 0 S: 9	H: 0 LOB: 0 BB: 0 P: 12	R: 1 E: 0 K: 2 S: 12	H: 1 LOB: 0 BB: 0 P: 18	R: 3 E: 1 K: 0 S: 14	H: 2 LOB: 2 BB: 3 P: 27	R: 0 E: 0 K: 1 S: 7	H: 0 LOB: 0 BB: 0 P: 9	R: 0 E: 0 K: 0 S: 9	H: 0 LOB: 0 BB: 0 P: 12	R: 1 E: 2 K: 0 S: 10	H: 1 LOB: 0 BB: 0 P: 15	R: 0 E: 0 K: 0 S: 10	H: 0 LOB: 1 BB: 1 P: 17	R: 0 E: 0 K: 2 S: 9	H: 0 LOB: 1 BB: 1 P: 14	R: 0 E: 0 K: 2 S: 9	H: 0 LOB: 0 BB: 0 P: 13	1B: 1 2B: 3 3B: 0 HR: 1	SF: 0 SAC: 1 DP: 1 HBP: 0	WP: 0 PB: 0 CS: 1 PA: 36
PITCHER	IP WLS BF H R ER SO BB IBB HBP BLK WP HR S P ERA WHIP	7.0 L 29 4 5 4 3 4 0 0 0 0 1 71 110 5.14 1.143	1.0 4 0 0 0 2 1 0 0 0 0 0 9 14 0.00 1.000	1.0 3 0 0 0 2 0 0 0 0 0 0 9 13 0.00 0.000																	

Batter	1	2	3	4	5	6	7	8	9	AB	R	H	RBI	BB	SO	LOB	BOTTOM				
5 Yunel Escobar, R OBP: 0.380, SLG: 0.433	G6-3		2-4				F8			4	0	1	0	0	1	1	Los Angeles Angels @ Toronto Blue Jays Rogers Centre, Toronto, ON Fri Aug 12 2011, 7:10 PM - 9:28 PM EDT Att: 24,731 - Clear - 77 F				
14 Eric Thames, L OBP: 0.308, SLG: 0.459							G4-3			4	1	2	1	0	1	1					
19 José Bautista, R OBP: 0.444, SLG: 0.627										3	0	0	0	1	1	2					
26 Adam Lind, L OBP: 0.315, SLG: 0.456										4	0	0	0	0	0	1					
10 Edwin Encarnación, R OBP: 0.337, SLG: 0.458										3	0	1	0	0	0	0					
28 Colby Rasmus, L OBP: 0.321, SLG: 0.410										3	0	0	0	0	2	1					
2 Aaron Hill, R OBP: 0.275, SLG: 0.312										3	0	0	0	0	1	1					
8 José Molina, R OBP: 0.382, SLG: 0.459										3	0	2	0	0	0	0					
13 Brett Lawrie, R OBP: 0.400, SLG: 0.696										2	0	1	0	1	0	2					
Inning Stats	R: 0 E: 0 K: 0 S: 4	H: 1 LOB: 0 BB: 0 P: 5	R: 0 E: 0 K: 1 S: 6	H: 0 LOB: 0 BB: 0 P: 7	R: 0 E: 0 K: 0 S: 5	H: 1 LOB: 1 BB: 1 P: 13	R: 0 E: 0 K: 1 S: 8	H: 1 LOB: 0 BB: 0 P: 11	R: 0 E: 0 K: 0 S: 7	H: 0 LOB: 0 BB: 0 P: 10	R: 0 E: 0 K: 0 S: 8	H: 1 LOB: 1 BB: 0 P: 9	R: 0 E: 0 K: 1 S: 6	H: 0 LOB: 0 BB: 0 P: 10	R: 0 E: 0 K: 2 S: 15	H: 2 LOB: 0 BB: 0 P: 19		R: 1 E: 0 K: 1 S: 10	H: 1 LOB: 0 BB: 1 P: 18	1B: 4 2B: 2 3B: 0 HR: 1	SF: 0 SAC: 0 DP: 3 HBP: 0
PITCHER	IP WLS BF H R ER SO BB IBB HBP BLK WP HR S P ERA WHIP	9.0 W 32 7 1 1 6 2 0 0 0 0 1 69 102 1.00 1.000																			

Batter	1	2	3	4	5	6	7	8	9	AB	R	H	RBI	BB	SO	LOB	TOP										
13 Maicer Izturis, S OBP: 0.333, SLG: 0.380	G6-3		F7		G1-3			P2		4	0	0	0	0	0	3	Los Angeles Angels @ Toronto Blue Jays Rogers Centre, Toronto, ON Sat Aug 13 2011, 1:10 PM - 3:48 PM EDT Att: 27,185 - Partly Cloudy - 73 F										
25 Peter Bourjos, R OBP: 0.323, SLG: 0.406	BB		G1-3			G5-3		K		3	0	0	0	1	2												
48 Tori Hunter, R OBP: 0.328, SLG: 0.405	BB				F8		K		3B	3	1	1	0	1	1	0											
44 Mark Trumbo, R OBP: 0.297, SLG: 0.485	G6-4-3				G4-3		G5-3		SF8	3	0	0	1	0	0	2											
10 Vernon Wells, R OBP: 0.239, SLG: 0.377		G5-3			G5-3			K2-3		3	0	0	0	0	1	0											
39 Russell Branyan, L OBP: 0.296, SLG: 0.333								K		1	0	0	0	0	1	0											
6 Alberto Callaspo, S OBP: 0.369, SLG: 0.386	F8					HR		P4		4	1	2	1	0	0	0											
47 Howie Kendrick, R OBP: 0.347, SLG: 0.429	G5-3							G4-3		4	0	1	0	0	1	1											
5 Jeff Mathis, R OBP: 0.231, SLG: 0.261										1	0	0	0	1	1	1											
18 Andrew Romine, S OBP: 0.111, SLG: 0.111								F8		2	0	0	0	0	0	2											
Inning Stats	R: 0 E: 0 K: 0 S: 5	H: 0 LOB: 1 BB: 2 P: 16	R: 0 E: 0 K: 0 S: 10	H: 0 LOB: 0 BB: 0 P: 13	R: 0 E: 0 K: 0 S: 7	H: 0 LOB: 1 BB: 0 P: 11	R: 0 E: 0 K: 0 S: 13	H: 0 LOB: 0 BB: 0 P: 15	R: 1 E: 0 K: 1 S: 15	H: 2 LOB: 1 BB: 0 P: 18	R: 0 E: 0 K: 1 S: 8	H: 0 LOB: 0 BB: 0 P: 10	R: 0 E: 0 K: 1 S: 10	H: 0 LOB: 0 BB: 0 P: 15	R: 0 E: 0 K: 1 S: 11	H: 0 LOB: 1 BB: 0 P: 19	R: 1 E: 0 K: 2 S: 13	H: 2 LOB: 1 BB: 0 P: 19	1B: 1 2B: 1 3B: 1 HR: 1	SF: 1 SAC: 1 DP: 1 HBP: 1	WP: 1 PB: 0 SB: 0 CS: 0	PA: 34					
PITCHER	IP	WLS	BF	H	R	ER	SO	BB	IBB	HBP	BLK	WP	HR	S	P	ERA	WHIP										
24 Ricky Romero, L ERA: 2.87	7.0	W	25	2	1	1	3	2	0	1	0	0	1	68	98	1.29	0.571										
43 Trevor Miller, L ERA: 3.79	1.0		4	0	0	0	1	1	0	0	0	1	0	11	19	0.00	1.000										
47 Luis Perez, L ERA: 3.86	1.0		5	2	1	1	2	0	0	0	0	0	0	13	19	9.00	2.000										

Batter	1	2	3	4	5	6	7	8	9	AB	R	H	RBI	BB	SO	LOB	BOTTOM											
5 Yunel Escobar, R OBP: 0.380, SLG: 0.435	HR	G5-3			HR	FC6	G6-3			5	3	2	0	0	0	2	Los Angeles Angels @ Toronto Blue Jays Rogers Centre, Toronto, ON Sat Aug 13 2011, 1:10 PM - 3:48 PM EDT Att: 27,185 - Partly Cloudy - 73 F											
14 Eric Thames, L OBP: 0.316, SLG: 0.464	SH1-3		F9		HR	BB		G1		2	2	1	0	2	0	0												
10 Edwin Encarnación, R OBP: 0.341, SLG: 0.485	HR		K		HR	BB		K		4	2	2	3	1	2	1												
26 Adam Lind, L OBP: 0.314, SLG: 0.462	P5		P5		HR		SF8	G1		4	1	1	5	0	0	1												
9 J.P. Arencibia, R OBP: 0.275, SLG: 0.445	F7		G6-3		K			F7		5	0	1	1	0	1	1												
20 Mark Teahen, L OBP: 0.270, SLG: 0.320		K		G4-3		HR		G3		4	1	1	1	0	1	2												
13 Brett Lawrie, R OBP: 0.414, SLG: 0.741	F7							G5-3		4	0	2	0	0	0	2												
11 Rajai Davis, R OBP: 0.274, SLG: 0.351			F7		G5-3			G6-3		4	1	1	0	0	0	2												
6 John McDonald, R OBP: 0.280, SLG: 0.338			BB		P3			P5		4	1	2	1	0	0	0												
Inning Stats	R: 2 E: 0 K: 0 S: 10	H: 2 LOB: 0 BB: 0 P: 14	R: 1 E: 0 K: 1 S: 16	H: 2 LOB: 1 BB: 0 P: 23	R: 0 E: 0 K: 1 S: 6	H: 0 LOB: 0 BB: 0 P: 10	R: 0 E: 0 K: 0 S: 9	H: 1 LOB: 1 BB: 0 P: 15	R: 5 E: 0 K: 1 S: 17	H: 4 LOB: 1 BB: 2 P: 39	R: 3 E: 1 K: 0 S: 18	H: 3 LOB: 2 BB: 1 P: 31	R: 0 E: 0 K: 0 S: 7	H: 0 LOB: 0 BB: 0 P: 10	R: 0 E: 0 K: 1 S: 9	H: 1 LOB: 1 BB: 0 P: 12		R: 0 E: 0 K: 1 S: 9	H: 1 LOB: 1 BB: 0 P: 12	1B: 5 2B: 4 3B: 1 HR: 3	SF: 1 SAC: 1 DP: 0 HBP: 0	WP: 0 PB: 0 SB: 0 CS: 0	PA: 41					
PITCHER	IP	WLS	BF	H	R	ER	SO	BB	IBB	HBP	BLK	WP	HR	S	P	ERA	WHIP											
36 Jared Weaver, R ERA: 2.13	4.2	L	24	8	8	8	3	2	0	0	0	0	0	0	0	0	15.43	2.143										
38 Bobby Cassevah, R ERA: 2.33	0.1		2	1	0	0	0	0	0	0	0	0	0	3	7	0.00	3.000											
35 Joel Pineiro, R ERA: 5.48	2.0		11	3	3	2	0	1	0	0	0	0	0	25	41	9.00	2.000											
63 Rich Thompson, R ERA: 3.07	1.0		4	1	0	0	1	0	0	0	0	0	0	9	12	0.00	1.000											

Batter	1	2	3	4	5	6	7	8	9	AB	R	H	RBI	BB	SO	LOB	TOP										
5 Yuliel Escobar, R OBP: 0.378, SLG: 0.428										4	1	0	0	1	1	3											
14 Eric Thames, L OBP: 0.318, SLG: 0.490										5	1	2	2	0	0	1											
18 Mike McCoy, R OBP: 0.344, SLG: 0.338										0	0	0	0	0	0	0											
19 José Bautista, R OBP: 0.447, SLG: 0.632										4	1	1	0	1	1	1											
26 Adam Lind, L OBP: 0.312, SLG: 0.464										4	1	2	2	0	0	1											
10 Edwin Encarnación, R OBP: 0.340, SLG: 0.463										3	0	0	0	1	0	2											
28 Colby Rasmus, L OBP: 0.320, SLG: 0.409										4	0	1	0	0	2	1											
13 Brett Lawrie, R OBP: 0.378, SLG: 0.743										4	1	1	1	0	2	2											
2 Aaron Hill, R OBP: 0.275, SLG: 0.311										4	0	1	0	0	0	0											
9 J.P. Arencibia, R OBP: 0.275, SLG: 0.438										3	0	1	0	1	1	1											
Inning Stats	R: 2 E: 0 K: 2 S: 12	H: 1 LOB: 1 BB: 2 P: 22	R: 0 E: 0 K: 1 S: 12	H: 0 LOB: 0 BB: 1 P: 21	R: 2 E: 0 K: 1 S: 9	H: 1 LOB: 0 BB: 1 P: 17	R: 1 E: 0 K: 1 S: 13	H: 2 LOB: 1 BB: 0 P: 19	R: 0 E: 0 K: 0 S: 8	H: 1 LOB: 0 BB: 0 P: 12	R: 0 E: 0 K: 0 S: 6	H: 1 LOB: 0 BB: 0 P: 13	R: 0 E: 0 K: 0 S: 6	H: 0 LOB: 0 BB: 0 P: 9	R: 0 E: 0 K: 1 S: 8	H: 1 LOB: 1 BB: 0 P: 13	1B: 6 2B: 0 3B: 0 HR: 3	SF: 0 SAC: 0 DP: 1 HBP: 0	WP: 0 PB: 0 SB: 1 CS: 0	PA: 39							
PITCHER	IP	WLS	BF	H	R	ER	SO	BB	IBB	HBP	BLK	WP	HR	S	P	ERA	WHIP										
36 Michael Pineda, R ERA: 3.77	5.0		25	6	5	5	6	4	0	0	0	0	3	56	94	9.00	2.000										
57 Dan Cortes, R ERA: 3.0	2.0		7	2	0	0	0	0	0	0	0	0	0	14	25	0.00	1.000										
54 Tom Wilhelmson, R ERA: 5.27	1.0	W	3	0	0	0	0	0	0	0	0	0	0	6	9	0.00	0.000										
43 Brandon League, R ERA: 2.79	1.0	S	4	1	0	0	1	0	0	0	0	0	0	8	13	0.00	1.000										

Toronto Blue Jays @ Seattle Mariners
Safeco Field, Seattle, WA
Mon Aug 15 2011, 7:12 PM - 9:53 PM PDT
Att: 27,017 - Partly Cloudy - 71 F

AB 35
R 5
H 9
RBI 5
BB 4
SO 7
LOB 12

Batter	1	2	3	4	5	6	7	8	9	AB	R	H	RBI	BB	SO	LOB	BOTTOM										
51 Ichiro Suzuki, L OBP: 0.308, SLG: 0.320										3	0	0	1	0	0	1											
21 Franklin Gutierrez, R OBP: 0.261, SLG: 0.271										4	0	1	0	0	0	1											
13 Dustin Ackley, L OBP: 0.366, SLG: 0.492										4	0	0	0	0	0	1											
20 Mike Carp, L OBP: 0.382, SLG: 0.538										4	2	2	2	0	1	1											
33 Casper Wells, R OBP: 0.355, SLG: 0.507										3	2	2	1	0	0	0											
30 Miguel Olivo, R OBP: 0.247, SLG: 0.363										4	0	1	0	0	1	2											
12 Trayvon Robinson, S OBP: 0.286, SLG: 0.451										4	1	3	1	0	1	0											
15 Kyle Seager, L OBP: 0.226, SLG: 0.163										3	1	0	0	1	1	3											
2 Jack Wilson, R OBP: 0.282, SLG: 0.299										3	0	2	1	0	1	0											
Inning Stats	R: 0 E: 0 K: 0 S: 12	H: 1 LOB: 1 BB: 0 P: 15	R: 3 E: 0 K: 0 S: 15	H: 2 LOB: 1 BB: 1 P: 26	R: 1 E: 0 K: 1 S: 11	H: 1 LOB: 0 BB: 0 P: 18	R: 0 E: 0 K: 1 S: 11	H: 1 LOB: 1 BB: 0 P: 17	R: 0 E: 0 K: 0 S: 7	H: 2 LOB: 1 BB: 0 P: 12	R: 0 E: 0 K: 1 S: 8	H: 0 LOB: 0 BB: 0 P: 11	R: 2 E: 0 K: 1 S: 15	H: 4 LOB: 1 BB: 0 P: 23	R: 0 E: 0 K: 1 S: 8	H: 0 LOB: 0 BB: 0 P: 11	1B: 5 2B: 3 3B: 0 HR: 3	SF: 1 SAC: 0 DP: 1 HBP: 1	WP: 0 PB: 0 SB: 0 CS: 1	PA: 35							
PITCHER	IP	WLS	BF	H	R	ER	SO	BB	IBB	HBP	BLK	WP	HR	S	P	ERA	WHIP										
37 Henderson Alvarez III, R ERA: 5.91	5.0		23	6	4	4	3	1	0	1	0	0	0	14	21	7.20	1.400										
51 Jesse Litsch, R ERA: 4.11	2.0	H	6	1	0	0	1	0	0	0	0	0	0	4	6	0.00	0.500										
43 Trevor Miller, L ERA: 4.15	0.1	B	2	1	1	1	0	0	0	0	0	0	1	4	6	27.00	3.000										
60 Jon Rauch, R ERA: 4.47	0.2	L	4	3	1	1	1	0	0	0	0	0	1	11	17	13.50	4.500										

Toronto Blue Jays @ Seattle Mariners
Safeco Field, Seattle, WA
Mon Aug 15 2011, 7:12 PM - 9:53 PM PDT
Att: 27,017 - Partly Cloudy - 71 F

AB 32
R 6
H 11
RBI 6
BB 1
SO 5
LOB 9

Batter	1	2	3	4	5	6	7	8	9	AB	R	H	RBI	BB	SO	LOB	TOP			
5 Yuneel Escobar, R OBP: 0.376, SLG: 0.425	G5-3	G4-6-3		L8	G6-3		L8										5 0 1 0 0 0 1			
6 John McDonald, R OBP: 0.289, SLG: 0.352																	1 0 1 0 0 0 0			
14 Eric Thames, L OBP: 0.319, SLG: 0.486	G4-3	G4-6-3		F7			F7		FC4-6								6 2 2 0 0 0 2			
19 José Bautista, R OBP: 0.453, SLG: 0.642																	2 3 2 2 3 0 0			
18 Mike McCoy, R OBP: 0.341, SLG: 0.333																	1 0 0 0 0 0 1			
26 Adam Lind, L OBP: 0.310, SLG: 0.461	G4-3	FC4-6					F8										5 1 1 0 0 0 4			
10 Edwin Encarnación, R OBP: 0.346, SLG: 0.466																	2 3 1 0 3 0 0			
28 Colby Rasmus, L OBP: 0.319, SLG: 0.410																	4 1 1 4 0 0 2			
13 Brett Lawrie, R OBP: 0.429, SLG: 0.744																	4 2 3 1 1 0 1			
2 Aaron Hill, R OBP: 0.276, SLG: 0.321																	4 1 2 4 0 1 2			
9 J.P. Arencibia, R OBP: 0.274, SLG: 0.435																	5 0 1 1 0 1 2			
Inning Stats	R: 6 E: 0 K: 0 S: 19	H: 4 LOB: 0 BB: 2 P: 36	R: 0 E: 0 K: 0 S: 12	H: 1 LOB: 1 BB: 1 P: 21	R: 0 E: 0 K: 1 S: 14	H: 0 LOB: 0 BB: 0 P: 18	R: 0 E: 0 K: 1 S: 5	H: 0 LOB: 0 BB: 0 P: 10	R: 4 E: 0 K: 0 S: 22	H: 2 LOB: 1 BB: 3 P: 38	R: 3 E: 0 K: 0 S: 15	H: 4 LOB: 1 BB: 0 P: 24	R: 0 E: 0 K: 0 S: 8	H: 1 LOB: 1 BB: 0 P: 12	R: 0 E: 0 K: 0 S: 13	H: 1 LOB: 1 BB: 0 P: 20	1B: 11 2B: 2 3B: 0 HR: 2	SF: 2 SAC: 0 DP: 1 HBP: 0	WP: 3 PB: 0 SB: 0 CS: 0	PA: 48
PITCHER	IP WLS BF H R ER SO BB IBB HBP BLK WP HR S P ERA WHIP																			
38 Jason Vargas, L ERA: 4.37	4.0 L 22 7 8 2 2 4 0 0 0 0 0 1 55 94 18.00 2.750																			
54 Tom Wilhelmsen, R ERA: 6.29	0.2 5 1 2 2 0 2 0 0 0 0 2 0 12 23 27.00 4.500																			
32 Aaron Laffey, L ERA: 4.01	1.1 9 4 3 3 0 1 0 0 0 0 1 20 30 20.25 3.750																			
31 Josh Lueke, R ERA: 8.44	3.0 12 3 0 0 0 0 0 0 0 1 0 28 43 0.00 1.000																			

Toronto Blue Jays @ Seattle Mariners
Safeco Field, Seattle, WA
Tue Aug 16 2011, 7:12 PM - 10:29 PM PDT
Att: 23,106 - Clear - 73 F

livebaseballscores.com

AB 39
R 13
H 15
RBI 12
BB 7
SO 2
LOB 15




Batter	1	2	3	4	5	6	7	8	9	AB	R	H	RBI	BB	SO	LOB	BOTTOM					
51 Ichiro Suzuki, L OBP: 0.305, SLG: 0.317	P5	G4-3		G4-3	B1-3			G4-3									5 0 0 0 0 0 3					
21 Franklin Gutierrez, R OBP: 0.296, SLG: 0.266																	5 0 0 0 0 3 0					
13 Dustin Ackley, L OBP: 0.372, SLG: 0.489																	3 1 1 0 2 2 0					
20 Mike Carp, L OBP: 0.389, SLG: 0.537																	4 2 2 0 1 1 2					
33 Casper Wells, R OBP: 0.351, SLG: 0.516																	5 1 1 2 0 2 4					
30 Miguel Olivo, R OBP: 0.250, SLG: 0.372																	2 2 1 1 1 1 0					
3 Josh Bard, S OBP: 0.263, SLG: 0.352																	2 0 1 0 0 0 0					
12 Trayvon Robinson, S OBP: 0.303, SLG: 0.500																	5 1 2 2 0 1 2					
15 Kyle Seager, L OBP: 0.276, SLG: 0.192																	3 0 2 2 1 0 2					
2 Jack Wilson, R OBP: 0.282, SLG: 0.298																	4 0 1 0 0 0 4					
Inning Stats	R: 0 E: 0 K: 2 S: 10	H: 0 LOB: 0 BB: 0 P: 14	R: 3 E: 0 K: 0 S: 18	H: 2 LOB: 1 BB: 2 P: 29	R: 3 E: 1 K: 1 S: 19	H: 4 LOB: 2 BB: 1 P: 27	R: 0 E: 0 K: 1 S: 9	H: 0 LOB: 1 BB: 1 P: 14	R: 1 E: 0 K: 2 S: 10	H: 3 LOB: 2 BB: 0 P: 16	R: 0 E: 0 K: 0 S: 9	H: 0 LOB: 1 BB: 1 P: 16	R: 0 E: 0 K: 0 S: 9	H: 0 LOB: 1 BB: 0 P: 15	R: 0 E: 0 K: 2 S: 7	H: 0 LOB: 0 BB: 0 P: 10	R: 0 E: 0 K: 2 S: 12	H: 2 LOB: 2 BB: 0 P: 22	1B: 8 2B: 1 3B: 0 HR: 2	SF: 0 SAC: 0 DP: 0 HBP: 1	WP: 0 PB: 0 SB: 0 CS: 0	PA: 44
PITCHER	IP WLS BF H R ER SO BB IBB HBP BLK WP HR S P ERA WHIP																					
59 Brad Mills, L ERA: 8.35	3.0 W 18 3 1 1 3 2 0 1 0 0 0 37 61 2.25 1.250																					
47 Luis Perez, L ERA: 3.71	4.0 18 3 1 1 3 2 0 1 0 0 0 37 61 2.25 1.250																					
57 Shawn Camp, R ERA: 4.64	2.0 8 2 0 0 4 0 0 0 0 0 0 19 32 0.00 1.000																					

Toronto Blue Jays @ Seattle Mariners
Safeco Field, Seattle, WA
Tue Aug 16 2011, 7:12 PM - 10:29 PM PDT
Att: 23,106 - Clear - 73 F

livebaseballscores.com

AB 38
R 7
H 11
RBI 7
BB 5
SO 10
LOB 17



Batter	1	2	3	4	5	6	7	8	9	AB	R	H	RBI	BB	SO	LOB	TOP					
5 Yuliel Escobar, R OBP: 0.375, SLG: 0.423	G6-3		G4-6-3 1B		F8		E5			4	0	1	0	0	0	0	Toronto Blue Jays @ Seattle Mariners Safeco Field, Seattle, WA Wed Aug 17 2011, 7:11 PM - 9:55 PM PDT Att: 26,588 - Clear - 72 F					
14 Eric Thames, L OBP: 0.317, SLG: 0.479	K		G4-6-3		F8		F8			3	0	0	0	1	1	3						
19 José Bautista, R OBP: 0.453, SLG: 0.639										3	1	1	0	1	2	1						
26 Adam Lind, L OBP: 0.310, SLG: 0.466	K				F8					4	1	1	3	0	1	2						
10 Edwin Encarnación, R OBP: 0.348, SLG: 0.473										3	1	1	1	0	0	0						
28 Colby Rasmus, L OBP: 0.318, SLG: 0.416										4	1	1	1	0	0	0						
13 Brett Lawrie, R OBP: 0.413, SLG: 0.690										3	0	0	0	1	0	0						
2 Aaron Hill, R OBP: 0.273, SLG: 0.318										4	0	0	0	0	0	1						
8 José Molina, R OBP: 0.379, SLG: 0.452										4	1	1	0	0	0	1						
Inning Stats	R: 0 H: 1 E: 0 K: 2 S: 15	H: 1 LOB: 1 BB: 0 P: 20	R: 1 H: 1 E: 0 K: 0 S: 13	H: 1 LOB: 0 BB: 0 P: 18	R: 3 H: 3 E: 0 K: 0 S: 11	H: 3 LOB: 0 BB: 1 P: 24	R: 1 H: 1 E: 0 K: 0 S: 10	H: 1 LOB: 0 BB: 0 P: 17	R: 0 H: 0 E: 0 K: 1 S: 10	H: 0 LOB: 1 BB: 1 P: 19	R: 0 H: 0 E: 1 K: 0 S: 7	H: 0 LOB: 1 BB: 0 P: 11	R: 0 H: 0 E: 0 K: 1 S: 9	H: 0 LOB: 0 BB: 0 P: 15	R: 0 H: 0 E: 0 K: 0 S: 8	H: 0 LOB: 1 BB: 1 P: 17		1B: 3 2B: 0 3B: 0 HR: 3	SF: 0 SAC: 0 DP: 1 HBP: 1	WP: 1 PB: 0 SB: 1 CS: 1	PA: 37	
PITCHER	IP WLS BF H R ER SO BB IBB HBP BLK WP HR S P ERA WHIP	IP WLS BF H R ER SO BB IBB HBP BLK WP HR S P ERA WHIP	IP WLS BF H R ER SO BB IBB HBP BLK WP HR S P ERA WHIP	IP WLS BF H R ER SO BB IBB HBP BLK WP HR S P ERA WHIP	IP WLS BF H R ER SO BB IBB HBP BLK WP HR S P ERA WHIP	IP WLS BF H R ER SO BB IBB HBP BLK WP HR S P ERA WHIP	IP WLS BF H R ER SO BB IBB HBP BLK WP HR S P ERA WHIP	IP WLS BF H R ER SO BB IBB HBP BLK WP HR S P ERA WHIP	IP WLS BF H R ER SO BB IBB HBP BLK WP HR S P ERA WHIP	IP WLS BF H R ER SO BB IBB HBP BLK WP HR S P ERA WHIP	IP WLS BF H R ER SO BB IBB HBP BLK WP HR S P ERA WHIP	IP WLS BF H R ER SO BB IBB HBP BLK WP HR S P ERA WHIP	IP WLS BF H R ER SO BB IBB HBP BLK WP HR S P ERA WHIP	IP WLS BF H R ER SO BB IBB HBP BLK WP HR S P ERA WHIP	IP WLS BF H R ER SO BB IBB HBP BLK WP HR S P ERA WHIP	IP WLS BF H R ER SO BB IBB HBP BLK WP HR S P ERA WHIP	IP WLS BF H R ER SO BB IBB HBP BLK WP HR S P ERA WHIP	IP WLS BF H R ER SO BB IBB HBP BLK WP HR S P ERA WHIP	IP WLS BF H R ER SO BB IBB HBP BLK WP HR S P ERA WHIP	IP WLS BF H R ER SO BB IBB HBP BLK WP HR S P ERA WHIP	IP WLS BF H R ER SO BB IBB HBP BLK WP HR S P ERA WHIP	
49 Blake Beavan, R ERA: 4.1	5.0	L	22	6	5	5	3	2	0	1	0	0	1	3	59	98	9.00	1.600				
57 Dan Cortes, R ERA: 2.25	2.0		7	0	0	0	0	0	0	0	0	0	0	0	12	18	0.00	0.000				
59 Chance Ruffin, R ERA: 3.86	1.0		3	0	0	0	1	0	0	0	0	0	0	0	9	15	0.00	0.000				
50 Jamey Wright, R ERA: 3.38	1.0		4	0	0	0	0	1	0	0	0	0	0	0	8	17	0.00	1.000				
Batter	1	2	3	4	5	6	7	8	9	AB	R	H	RBI	BB	SO	LOB	BOTTOM					
51 Ichiro Suzuki, L OBP: 0.304, SLG: 0.316	G6-3		P4				G6-3			4	1	1	0	0	0	3	Toronto Blue Jays @ Seattle Mariners Safeco Field, Seattle, WA Wed Aug 17 2011, 7:11 PM - 9:55 PM PDT Att: 26,588 - Clear - 72 F					
21 Franklin Gutierrez, R OBP: 0.256, SLG: 0.270	G6-3						G6-3			4	0	1	1	0	0	0						
13 Dustin Ackley, L OBP: 0.370, SLG: 0.481	K						K			3	0	0	0	1	3	0						
20 Mike Carp, L OBP: 0.386, SLG: 0.529							K			4	0	1	0	0	2	2						
33 Casper Wells, R OBP: 0.350, SLG: 0.509										2	0	0	0	0	2	1						
4 Adam Kennedy, L OBP: 0.285, SLG: 0.368										1	0	0	0	0	0	0						
12 Travon Robinson, S OBP: 0.270, SLG: 0.444										4	0	0	0	0	2	3						
15 Kyle Seager, L OBP: 0.274, SLG: 0.182										3	0	0	0	1	2	0						
3 Josh Bard, S OBP: 0.250, SLG: 0.333										3	0	0	0	0	1	1						
2 Jack Wilson, R OBP: 0.283, SLG: 0.295										2	0	0	0	1	1	1						
Inning Stats	R: 0 H: 0 E: 0 K: 1 S: 8	H: 0 LOB: 0 BB: 0 P: 12	R: 0 H: 0 E: 0 K: 3 S: 10	H: 0 LOB: 0 BB: 0 P: 12	R: 0 H: 0 E: 0 K: 1 S: 10	H: 0 LOB: 1 BB: 1 P: 16	R: 0 H: 1 E: 0 K: 2 S: 14	H: 1 LOB: 0 BB: 0 P: 22	R: 0 H: 0 E: 0 K: 2 S: 9	H: 0 LOB: 3 BB: 1 P: 14	R: 1 H: 2 E: 0 K: 3 S: 22	H: 2 LOB: 1 BB: 1 P: 34	R: 0 H: 0 E: 2 K: 0 S: 9	H: 0 LOB: 1 BB: 1 P: 16	R: 0 H: 0 E: 0 K: 1 S: 10	H: 0 LOB: 0 BB: 0 P: 12	R: 0 H: 0 E: 0 K: 0 S: 8	H: 0 LOB: 0 BB: 0 P: 10	1B: 2 2B: 1 3B: 0 HR: 0	SF: 0 SAC: 0 DP: 1 HBP: 1	WP: 1 PB: 0 SB: 0 CS: 0	PA: 34
PITCHER	IP WLS BF H R ER SO BB IBB HBP BLK WP HR S P ERA WHIP	IP WLS BF H R ER SO BB IBB HBP BLK WP HR S P ERA WHIP	IP WLS BF H R ER SO BB IBB HBP BLK WP HR S P ERA WHIP	IP WLS BF H R ER SO BB IBB HBP BLK WP HR S P ERA WHIP	IP WLS BF H R ER SO BB IBB HBP BLK WP HR S P ERA WHIP	IP WLS BF H R ER SO BB IBB HBP BLK WP HR S P ERA WHIP	IP WLS BF H R ER SO BB IBB HBP BLK WP HR S P ERA WHIP	IP WLS BF H R ER SO BB IBB HBP BLK WP HR S P ERA WHIP	IP WLS BF H R ER SO BB IBB HBP BLK WP HR S P ERA WHIP	IP WLS BF H R ER SO BB IBB HBP BLK WP HR S P ERA WHIP	IP WLS BF H R ER SO BB IBB HBP BLK WP HR S P ERA WHIP	IP WLS BF H R ER SO BB IBB HBP BLK WP HR S P ERA WHIP	IP WLS BF H R ER SO BB IBB HBP BLK WP HR S P ERA WHIP	IP WLS BF H R ER SO BB IBB HBP BLK WP HR S P ERA WHIP	IP WLS BF H R ER SO BB IBB HBP BLK WP HR S P ERA WHIP	IP WLS BF H R ER SO BB IBB HBP BLK WP HR S P ERA WHIP	IP WLS BF H R ER SO BB IBB HBP BLK WP HR S P ERA WHIP	IP WLS BF H R ER SO BB IBB HBP BLK WP HR S P ERA WHIP	IP WLS BF H R ER SO BB IBB HBP BLK WP HR S P ERA WHIP	IP WLS BF H R ER SO BB IBB HBP BLK WP HR S P ERA WHIP	IP WLS BF H R ER SO BB IBB HBP BLK WP HR S P ERA WHIP	
23 Brandon Morrow, R ERA: 4.41	6.0	W	24	3	1	1	10	2	0	1	0	0	0	0	9	16	0.00	1.000				
51 Jesse Litsch, R ERA: 4.03	1.0		4	0	0	0	0	1	0	0	0	0	0	0	10	12	0.00	0.000				
44 Casey Janssen, R ERA: 2.37	1.0		3	0	0	0	1	0	0	0	0	0	0	0	8	10	0.00	0.000				
50 Frank Francisco, R ERA: 4.06	1.0		3	0	0	0	0	0	0	0	0	0	0	0	8	10	0.00	0.000				

Batter	1	2	3	4	5	6	7	8	9	AB	R	H	RBI	BB	SO	LOB	TOP						
5 Yuliel Escobar, R OBP: 0.371, SLG: 0.419										5	0	0	0	0	3	1	Toronto Blue Jays @ Oakland Athletics Oakland Coliseum, Oakland, CA Thu Aug 18 2011, 7:09 PM - 9:29 PM PDT Att. 12,220 - Clear - 59 F						
14 Eric Thames, L OBP: 0.319, SLG: 0.475										4	1	1	0	1	1	1							
19 José Bautista, R OBP: 0.453, SLG: 0.638										4	1	1	0	1	0	2							
26 Adam Lind, L OBP: 0.309, SLG: 0.464										4	0	1	1	0	0	2							
20 Mark Teahen, L OBP: 0.266, SLG: 0.315										1	0	0	0	0	0	1							
10 Edwin Encarnación, R OBP: 0.347, SLG: 0.471										4	1	1	1	0	1	2							
28 Colby Rasmus, L OBP: 0.322, SLG: 0.429										4	3	3	2	0	1	0							
18 Mike McCoy, R OBP: 0.341, SLG: 0.333										0	0	0	0	0	0	0							
13 Brett Lawrie, R OBP: 0.440, SLG: 0.711										3	1	2	1	1	0	0							
2 Aaron Hill, R OBP: 0.273, SLG: 0.317										4	0	1	0	0	0	4							
9 J.P. Arencibia, R OBP: 0.273, SLG: 0.433										4	0	1	2	0	1	2							
Inning Stats	R: 0 E: 0 K: 1 S: 7	H: 0 LOB: 0 BB: 0 P: 11	R: 1 E: 0 K: 0 S: 11	H: 2 LOB: 1 BB: 0 P: 19	R: 0 E: 0 K: 0 S: 8	H: 0 LOB: 0 BB: 0 P: 15	R: 3 E: 0 K: 0 S: 12	H: 3 LOB: 1 BB: 1 P: 22	R: 1 E: 1 K: 1 S: 9	H: 1 LOB: 1 BB: 1 P: 16	R: 2 E: 0 K: 2 S: 15	H: 3 LOB: 1 BB: 0 P: 20	R: 0 E: 0 K: 1 S: 6	H: 0 LOB: 0 BB: 1 P: 11	R: 0 E: 0 K: 2 S: 10	H: 1 LOB: 0 BB: 0 P: 16	R: 0 E: 0 K: 0 S: 10	H: 1 LOB: 1 BB: 0 P: 14	1B: 7 2B: 3 3B: 0 HR: 1	SF: 0 SAC: 0 DP: 2 HBP: 0	WP: 0 PB: 0 SB: 0 CS: 0	PA: 40	
PITCHER	IP WLS BF H R ER SO BB IBB HBP BLK WP HR S P ERA WHIP	IP WLS BF H R ER SO BB IBB HBP BLK WP HR S P ERA WHIP	IP WLS BF H R ER SO BB IBB HBP BLK WP HR S P ERA WHIP	IP WLS BF H R ER SO BB IBB HBP BLK WP HR S P ERA WHIP	IP WLS BF H R ER SO BB IBB HBP BLK WP HR S P ERA WHIP	IP WLS BF H R ER SO BB IBB HBP BLK WP HR S P ERA WHIP	IP WLS BF H R ER SO BB IBB HBP BLK WP HR S P ERA WHIP	IP WLS BF H R ER SO BB IBB HBP BLK WP HR S P ERA WHIP	IP WLS BF H R ER SO BB IBB HBP BLK WP HR S P ERA WHIP	IP WLS BF H R ER SO BB IBB HBP BLK WP HR S P ERA WHIP	IP WLS BF H R ER SO BB IBB HBP BLK WP HR S P ERA WHIP	IP WLS BF H R ER SO BB IBB HBP BLK WP HR S P ERA WHIP	IP WLS BF H R ER SO BB IBB HBP BLK WP HR S P ERA WHIP	IP WLS BF H R ER SO BB IBB HBP BLK WP HR S P ERA WHIP	IP WLS BF H R ER SO BB IBB HBP BLK WP HR S P ERA WHIP	IP WLS BF H R ER SO BB IBB HBP BLK WP HR S P ERA WHIP	IP WLS BF H R ER SO BB IBB HBP BLK WP HR S P ERA WHIP	IP WLS BF H R ER SO BB IBB HBP BLK WP HR S P ERA WHIP	IP WLS BF H R ER SO BB IBB HBP BLK WP HR S P ERA WHIP	IP WLS BF H R ER SO BB IBB HBP BLK WP HR S P ERA WHIP	IP WLS BF H R ER SO BB IBB HBP BLK WP HR S P ERA WHIP	IP WLS BF H R ER SO BB IBB HBP BLK WP HR S P ERA WHIP	IP WLS BF H R ER SO BB IBB HBP BLK WP HR S P ERA WHIP

Toronto Blue Jays @ Oakland Athletics
Oakland Coliseum, Oakland, CA
Thu Aug 18 2011, 7:09 PM - 9:29 PM PDT
Att. 12,220 - Clear - 59 F

livebaseballscores.com


AB 37
R 7
H 11
RBI 7
BB 3
SO 7
LOB 15


Batter	1	2	3	4	5	6	7	8	9	AB	R	H	RBI	BB	SO	LOB	BOTTOM						
19 Jemile Weeks, S OBP: 0.322, SLG: 0.412										4	0	0	0	0	1	2	Toronto Blue Jays @ Oakland Athletics Oakland Coliseum, Oakland, CA Thu Aug 18 2011, 7:09 PM - 9:29 PM PDT Att. 12,220 - Clear - 59 F						
2 Cliff Pennington, S OBP: 0.317, SLG: 0.350										4	0	1	0	0	0	1							
4 Coco Crisp, S OBP: 0.328, SLG: 0.386										4	0	0	0	0	1	3							
15 Ryan Sweeney, L OBP: 0.361, SLG: 0.360										0	0	0	0	0	0	0							
16 Josh Willingham, R OBP: 0.333, SLG: 0.471										2	0	0	0	2	1	0							
14 Brandon Allen, L OBP: 0.407, SLG: 0.583										4	0	1	0	0	0	3							
28 Conor Jackson, R OBP: 0.323, SLG: 0.358										4	0	0	0	0	1	2							
8 Kurt Suzuki, R OBP: 0.290, SLG: 0.382										3	0	0	0	0	1	2							
12 David DeJesus, L OBP: 0.314, SLG: 0.369										3	0	0	0	0	1	2							
29 Scott Sizemore, R OBP: 0.336, SLG: 0.363										3	0	1	0	0	0	0							
Inning Stats	R: 0 E: 0 K: 1 S: 8	H: 1 LOB: 2 BB: 1 P: 18	R: 0 E: 0 K: 1 S: 11	H: 1 LOB: 3 BB: 1 P: 15	R: 0 E: 0 K: 0 S: 5	H: 0 LOB: 0 BB: 0 P: 10	R: 0 E: 0 K: 1 S: 9	H: 1 LOB: 1 BB: 0 P: 14	R: 0 E: 0 K: 0 S: 4	H: 0 LOB: 0 BB: 0 P: 6	R: 0 E: 0 K: 2 S: 7	H: 0 LOB: 0 BB: 0 P: 12	R: 0 E: 0 K: 0 S: 7	H: 0 LOB: 0 BB: 0 P: 14	R: 0 E: 0 K: 1 S: 7	H: 0 LOB: 0 BB: 0 P: 11	1B: 2 2B: 1 3B: 0 HR: 0	SF: 0 SAC: 0 DP: 0 HBP: 0	WP: 0 PB: 0 SB: 0 CS: 0	PA: 33			
PITCHER	IP WLS BF H R ER SO BB IBB HBP BLK WP HR S P ERA WHIP	IP WLS BF H R ER SO BB IBB HBP BLK WP HR S P ERA WHIP	IP WLS BF H R ER SO BB IBB HBP BLK WP HR S P ERA WHIP	IP WLS BF H R ER SO BB IBB HBP BLK WP HR S P ERA WHIP	IP WLS BF H R ER SO BB IBB HBP BLK WP HR S P ERA WHIP	IP WLS BF H R ER SO BB IBB HBP BLK WP HR S P ERA WHIP	IP WLS BF H R ER SO BB IBB HBP BLK WP HR S P ERA WHIP	IP WLS BF H R ER SO BB IBB HBP BLK WP HR S P ERA WHIP	IP WLS BF H R ER SO BB IBB HBP BLK WP HR S P ERA WHIP	IP WLS BF H R ER SO BB IBB HBP BLK WP HR S P ERA WHIP	IP WLS BF H R ER SO BB IBB HBP BLK WP HR S P ERA WHIP	IP WLS BF H R ER SO BB IBB HBP BLK WP HR S P ERA WHIP	IP WLS BF H R ER SO BB IBB HBP BLK WP HR S P ERA WHIP	IP WLS BF H R ER SO BB IBB HBP BLK WP HR S P ERA WHIP	IP WLS BF H R ER SO BB IBB HBP BLK WP HR S P ERA WHIP	IP WLS BF H R ER SO BB IBB HBP BLK WP HR S P ERA WHIP	IP WLS BF H R ER SO BB IBB HBP BLK WP HR S P ERA WHIP	IP WLS BF H R ER SO BB IBB HBP BLK WP HR S P ERA WHIP	IP WLS BF H R ER SO BB IBB HBP BLK WP HR S P ERA WHIP	IP WLS BF H R ER SO BB IBB HBP BLK WP HR S P ERA WHIP	IP WLS BF H R ER SO BB IBB HBP BLK WP HR S P ERA WHIP	IP WLS BF H R ER SO BB IBB HBP BLK WP HR S P ERA WHIP	IP WLS BF H R ER SO BB IBB HBP BLK WP HR S P ERA WHIP

Toronto Blue Jays @ Oakland Athletics
Oakland Coliseum, Oakland, CA
Thu Aug 18 2011, 7:09 PM - 9:29 PM PDT
Att. 12,220 - Clear - 59 F

livebaseballscores.com

AB 31
R 0
H 3
RBI 0
BB 2
SO 6
LOB 15

Batter	1	2	3	4	5	6	7	8	9	AB	R	H	RBI	BB	SO	LOB	TOP										
5 Yuliel Escobar, R OBP: 0.368, SLG: 0.415	E1 19 BB 14 BB		K		K		K			4	0	0	0	0	3	2	<p>Toronto Blue Jays @ Oakland Athletics Oakland Coliseum, Oakland, CA Fri Aug 19 2011, 7:08 PM - 9:31 PM PDT Att: 13,174 - Overcast - 55 F</p> <p>livebaseballscores.com</p> <p>AB 30 R 0 H 3 RBI 0 BB 5 SO 13 LOB 19</p> 										
14 Eric Thames, L OBP: 0.318, SLG: 0.468			L7		K		K		K	3	0	0	0	1	2	1											
19 José Bautista, R OBP: 0.457, SLG: 0.639										1	0	1	0	3	0	0											
26 Adam Lind, L OBP: 0.306, SLG: 0.460										4	0	0	0	0	1	6											
10 Edwin Encarnación, R OBP: 0.343, SLG: 0.465										4	0	0	0	0	2	5											
28 Colby Rasmus, L OBP: 0.318, SLG: 0.424										4	0	0	0	0	3	4											
13 Brett Lawrie, R OBP: 0.426, SLG: 0.673										4	0	1	0	0	2	0											
2 Aaron Hill, R OBP: 0.271, SLG: 0.314										4	0	0	0	0	0	1											
9 J.P. Arencibia, R OBP: 0.277, SLG: 0.433										2	0	1	0	1	0	0											
Inning Stats	R: 0 E: 1 K: 3 S: 15	H: 0 LOB: 3 BB: 2 P: 23	R: 0 E: 0 K: 1 S: 7	H: 0 LOB: 0 BB: 0 P: 11	R: 0 E: 0 K: 1 S: 10	H: 0 LOB: 1 BB: 1 P: 19	R: 0 E: 0 K: 2 S: 13	H: 1 LOB: 1 BB: 0 P: 20	R: 0 E: 0 K: 1 S: 10	H: 1 LOB: 1 BB: 1 P: 13	R: 0 E: 0 K: 1 S: 10	H: 0 LOB: 1 BB: 1 P: 19	R: 0 E: 0 K: 1 S: 8	H: 0 LOB: 1 BB: 1 P: 12	R: 0 E: 0 K: 1 S: 8	H: 1 LOB: 0 BB: 0 P: 10	1B: 3 2B: 0 3B: 0 HR: 0	SF: 0 SAC: 0 DP: 1 HBP: 0	WP: 0 PB: 0 SB: 1 CS: 0	PA: 35							
PITCHER	IP	WLS	BF	H	R	ER	SO	BB	IBB	HBP	BLK	WP	HR	S	P	ERA	WHIP										
18 Rich Harden, R ERA: 3.91	7.0	W	28	2	0	0	11	4	0	0	0	0	0	72	115	0.00	0.857										
50 Grant Balfour, R ERA: 1.95	1.0	H	4	0	0	0	1	1	0	0	0	0	0	8	12	0.00	1.000										
40 Andrew Bailey, R ERA: 2.54	1.0	S	3	1	0	0	1	0	0	0	0	0	0	8	10	0.00	1.000										

Batter	1	2	3	4	5	6	7	8	9	AB	R	H	RBI	BB	SO	LOB	BOTTOM										
19 Jemile Weeks, S OBP: 0.321, SLG: 0.407										3	1	0	0	1	0	2	<p>Toronto Blue Jays @ Oakland Athletics Oakland Coliseum, Oakland, CA Fri Aug 19 2011, 7:08 PM - 9:31 PM PDT Att: 13,174 - Overcast - 55 F</p> <p>livebaseballscores.com</p> <p>AB 27 R 2 H 4 RBI 2 BB 5 SO 4 LOB 12</p> 										
4 Coco Crisp, S OBP: 0.325, SLG: 0.383										4	0	0	0	0	0	1											
55 Hideki Matsui, L OBP: 0.335, SLG: 0.401										4	0	1	0	0	1	1											
16 Josh Willingham, R OBP: 0.334, SLG: 0.478										3	1	1	2	1	0	0											
15 Ryan Sweeney, L OBP: 0.361, SLG: 0.360										0	0	0	0	0	0	0											
14 Brandon Allen, L OBP: 0.381, SLG: 0.538										4	0	0	0	0	0	2											
28 Conor Jackson, R OBP: 0.326, SLG: 0.357										1	0	0	0	2	0	0											
8 Kurt Suzuki, R OBP: 0.293, SLG: 0.384										3	0	2	0	0	0	1											
29 Scott Sizemore, R OBP: 0.332, SLG: 0.359										3	0	0	0	0	2	3											
2 Cliff Pennington, S OBP: 0.317, SLG: 0.349										2	0	0	0	1	1	2											
Inning Stats	R: 2 E: 0 K: 0 S: 11	H: 1 LOB: 0 BB: 1 P: 22	R: 0 E: 0 K: 0 S: 10	H: 1 LOB: 2 BB: 1 P: 17	R: 0 E: 0 K: 1 S: 8	H: 0 LOB: 0 BB: 0 P: 10	R: 0 E: 0 K: 1 S: 14	H: 1 LOB: 2 BB: 1 P: 20	R: 0 E: 0 K: 0 S: 8	H: 0 LOB: 0 BB: 1 P: 17	R: 0 E: 0 K: 1 S: 10	H: 0 LOB: 0 BB: 1 P: 15	R: 0 E: 0 K: 1 S: 6	H: 0 LOB: 0 BB: 0 P: 10	R: 0 E: 0 K: 0 S: 8	H: 0 LOB: 0 BB: 0 P: 14	1B: 3 2B: 0 3B: 0 HR: 1	SF: 0 SAC: 0 DP: 1 HBP: 0	WP: 0 PB: 0 SB: 0 CS: 0	PA: 32							
PITCHER	IP	WLS	BF	H	R	ER	SO	BB	IBB	HBP	BLK	WP	HR	S	P	ERA	WHIP										
27 Brett Cecil, L ERA: 4.24	7.0	L	29	4	2	2	4	5	0	0	0	0	0	67	111	2.57	1.286										
57 Shawn Camp, R ERA: 4.56	1.0		3	0	0	0	0	0	0	0	0	0	0	8	14	0.00	0.000										

Batter	1	2	3	4	5	6	7	8	9	AB	R	H	RBI	BB	SO	LOB	TOP																					
2 Aaron Hill, R OBP: 0.270, SLG: 0.313										4	0	1	0	0	0	1	Toronto Blue Jays @ Oakland Athletics Oakland Coliseum, Oakland, CA Sun Aug 21 2011, 1:10 PM - 3:39 PM PDT Att: 16,811 - Overcast - 62 F																					
14 Eric Thames, L OBP: 0.316, SLG: 0.461										4	0	0	0	0	0	2																						
19 José Bautista, R OBP: 0.459, SLG: 0.652										3	1	2	1	1	0	0																						
10 Edwin Encarnación, R OBP: 0.339, SLG: 0.458										4	0	0	0	0	1	2																						
28 Colby Rasmus, L OBP: 0.316, SLG: 0.418										3	0	0	0	0	2	0																						
13 Brett Lawrie, R OBP: 0.383, SLG: 0.600										3	0	0	0	0	0	0																						
20 Mark Teahen, L OBP: 0.255, SLG: 0.301										3	0	0	0	0	2	0																						
9 J.P. Arencibia, R OBP: 0.277, SLG: 0.435										3	0	1	0	0	1	0																						
6 John McDonald, R OBP: 0.285, SLG: 0.345										3	0	0	0	0	1	1																						
Inning Stats	R: 0 E: 0 K: 1 S: 13	H: 1 LOB: 1 BB: 1 P: 20	R: 0 E: 0 K: 2 S: 9	H: 0 LOB: 0 BB: 0 P: 12	R: 0 E: 0 K: 1 S: 9	H: 0 LOB: 0 BB: 0 P: 12	R: 0 E: 0 K: 0 S: 7	H: 0 LOB: 0 BB: 0 P: 13	R: 0 E: 0 K: 2 S: 9	H: 1 LOB: 1 BB: 0 P: 13	R: 1 E: 0 K: 0 S: 14	H: 1 LOB: 0 BB: 0 P: 18	R: 0 E: 0 K: 1 S: 7	H: 0 LOB: 0 BB: 0 P: 9	R: 0 E: 0 K: 0 S: 11	H: 1 LOB: 1 BB: 0 P: 13	1B: 1 2B: 1 3B: 1 HR: 1	SF: 0 SAC: 0 DP: 0 HBP: 0	WP: 0 PB: 0 SB: 0 CS: 1	PA: 31																		
PITCHER	IP	WLS	BF	H	R	ER	SO	BB	IBB	HBP	BLK	WP	HR	S	P	ERA	WHIP	PITCHER				IP	WLS	BF	H	R	ER	SO	BB	IBB	HBP	BLK	WP	HR	S	P	ERA	WHIP
52 Guillermo Moscoso, R ERA: 3.28	8.0	L	27	3	1	1	7	1	0	0	0	0	1	77	109	1.12	0.500																					
60 Fautino De Los Santos, R ERA: 2.42	1.0		4	1	0	0	0	0	0	0	0	0	0	11	13	0.00	1.000																					

AB	30
R	1
H	4
RBI	1
BB	1
SO	7
LOB	6



Batter	1	2	3	4	5	6	7	8	9	AB	R	H	RBI	BB	SO	LOB	BOTTOM																					
19 Jemile Weeks, S OBP: 0.319, SLG: 0.402										4	0	1	0	0	2	0	Toronto Blue Jays @ Oakland Athletics Oakland Coliseum, Oakland, CA Sun Aug 21 2011, 1:10 PM - 3:39 PM PDT Att: 16,811 - Overcast - 62 F																					
4 Coco Crisp, S OBP: 0.324, SLG: 0.380										4	0	0	0	0	3																							
55 Hideki Matsui, L OBP: 0.333, SLG: 0.398										4	0	0	0	0	2	0																						
16 Josh Willingham, R OBP: 0.333, SLG: 0.484										3	0	0	0	0	0	0																						
14 Brandon Allen, L OBP: 0.386, SLG: 0.534										2	0	0	0	1	0	0																						
28 Conor Jackson, R OBP: 0.323, SLG: 0.354										3	0	0	0	0	2	1																						
2 Cliff Pennington, S OBP: 0.317, SLG: 0.346										2	0	0	0	1	1	0																						
8 Kurt Suzuki, R OBP: 0.291, SLG: 0.381										3	0	0	0	0	1	1																						
29 Scott Sizemore, R OBP: 0.333, SLG: 0.358										1	0	0	0	1	1	0																						
15 Ryan Sweeney, L OBP: 0.358, SLG: 0.356										1	0	0	0	0	0	0																						
28 Eric Sogard, L OBP: 0.243, SLG: 0.265										0	0	0	0	0	0	0																						
Inning Stats	R: 0 E: 0 K: 1 S: 7	H: 0 LOB: 0 BB: 0 P: 12	R: 0 E: 0 K: 0 S: 5	H: 0 LOB: 0 BB: 0 P: 7	R: 0 E: 0 K: 1 S: 11	H: 0 LOB: 0 BB: 0 P: 14	R: 0 E: 0 K: 1 S: 9	H: 0 LOB: 0 BB: 0 P: 15	R: 0 E: 0 K: 1 S: 8	H: 0 LOB: 0 BB: 0 P: 13	R: 0 E: 0 K: 0 S: 10	H: 1 LOB: 2 BB: 2 P: 19	R: 0 E: 0 K: 2 S: 10	H: 0 LOB: 1 BB: 1 P: 19	R: 0 E: 0 K: 2 S: 9	H: 0 LOB: 0 BB: 0 P: 16	R: 0 E: 0 K: 1 S: 9	H: 0 LOB: 0 BB: 0 P: 14	1B: 1 2B: 0 3B: 0 HR: 0	SF: 0 SAC: 0 DP: 1 HBP: 0	WP: 0 PB: 0 SB: 0 CS: 0	PA: 30																
PITCHER	IP	WLS	BF	H	R	ER	SO	BB	IBB	HBP	BLK	WP	HR	S	P	ERA	WHIP	PITCHER				IP	WLS	BF	H	R	ER	SO	BB	IBB	HBP	BLK	WP	HR	S	P	ERA	WHIP
47 Luis Perez, L ERA: 3.26	6.0	W	20	1	0	0	4	2	0	0	0	0	0	50	80	0.00	0.500																					
44 Casey Janssen, R ERA: 2.2	3.0	S	10	0	0	0	5	1	0	0	0	0	0	28	49	0.00	0.333																					

AB	27
R	0
H	1
RBI	0
BB	3
SO	9
LOB	5



Batter	1	2	3	4	5	6	7	8	9	AB	R	H	RBI	BB	SO	LOB	TOP								
4 Alex Gordon, L (1,7) OBP: 0.397, SLG: 0.484										5	0	1	0	0	4	3	Kansas City Royals @ Toronto Blue Jays Rogers Centre, Toronto, ON Tue Aug 23 2011, 7:11 PM - 10:04 PM EDT Att: 20,009 - Cloudy - 73 F								
53 Melky Cabrera, S (1,8) OBP: 0.334, SLG: 0.470										5	0	1	0	0	2	3									
16 Billy Butler, R (1,10) OBP: 0.368, SLG: 0.459										5	1	1	1	0	1	3									
35 Eric Hosmer, L (1,3) OBP: 0.324, SLG: 0.426										5	2	3	1	0	0	0									
21 Jeff Francoeur, R (1,9) OBP: 0.331, SLG: 0.467										5	1	4	0	0	1	1									
9 Johnny Giavotella, R (1,4) OBP: 0.313, SLG: 0.438										4	2	2	1	0	0	3									
17 Chris Getz, L (8,4) OBP: 0.313, SLG: 0.283										1	0	0	0	0	0	1									
13 Salvador Perez, R (1,2) OBP: 0.250, SLG: 0.317										5	0	2	2	0	0	4									
8 Mike Moustakas, L (1,5) OBP: 0.270, SLG: 0.267										3	0	2	0	1	0	1									
2 Alcides Escobar, R (1,6) OBP: 0.283, SLG: 0.328										4	0	0	0	0	0	3									
Inning Stats	R: 0 E: 0 K: 1 S: 9	H: 0 LOB: 0 BB: 0 P: 13	R: 3 E: 1 K: 2 S: 21	H: 4 LOB: 2 BB: 1 P: 34	R: 0 E: 0 K: 0 S: 14	H: 2 LOB: 2 BB: 0 P: 22	R: 0 E: 0 K: 1 S: 6	H: 1 LOB: 0 BB: 0 P: 10	R: 3 E: 0 K: 1 S: 20	H: 4 LOB: 1 BB: 0 P: 28	R: 0 E: 0 K: 1 S: 12	H: 1 LOB: 1 BB: 0 P: 19	R: 0 E: 0 K: 0 S: 8	H: 2 LOB: 2 BB: 0 P: 9	R: 0 E: 0 K: 2 S: 12	H: 2 LOB: 2 BB: 0 P: 22	R: 0 E: 0 K: 0 S: 8	H: 1 LOB: 1 BB: 0 P: 11	1B: 10 2B: 3 HR: 2	SF: 0 SAC: 0 HBP: 0	WP: 0 PB: 0 SB: 1 CS: 0	PA: 43			
PITCHER	IP WLS BF H R ER SO BB IBB HBP BLK WP HR S P ERA WHIP	IP WLS BF H R ER SO BB IBB HBP BLK WP HR S P ERA WHIP	IP WLS BF H R ER SO BB IBB HBP BLK WP HR S P ERA WHIP	IP WLS BF H R ER SO BB IBB HBP BLK WP HR S P ERA WHIP	IP WLS BF H R ER SO BB IBB HBP BLK WP HR S P ERA WHIP	IP WLS BF H R ER SO BB IBB HBP BLK WP HR S P ERA WHIP	IP WLS BF H R ER SO BB IBB HBP BLK WP HR S P ERA WHIP	IP WLS BF H R ER SO BB IBB HBP BLK WP HR S P ERA WHIP	IP WLS BF H R ER SO BB IBB HBP BLK WP HR S P ERA WHIP	IP WLS BF H R ER SO BB IBB HBP BLK WP HR S P ERA WHIP	IP WLS BF H R ER SO BB IBB HBP BLK WP HR S P ERA WHIP	IP WLS BF H R ER SO BB IBB HBP BLK WP HR S P ERA WHIP	IP WLS BF H R ER SO BB IBB HBP BLK WP HR S P ERA WHIP	IP WLS BF H R ER SO BB IBB HBP BLK WP HR S P ERA WHIP	IP WLS BF H R ER SO BB IBB HBP BLK WP HR S P ERA WHIP	IP WLS BF H R ER SO BB IBB HBP BLK WP HR S P ERA WHIP	IP WLS BF H R ER SO BB IBB HBP BLK WP HR S P ERA WHIP								
23 Brandon Morrow, R (1,1) ERA: 4.85	4.2 L 25 11 6 6 5 1 0 0 0 0 2 68 103 11.57 2.571	1.0 H 4 1 0 0 1 0 0 0 0 0 13 20 0.00 1.000	3.1 S 14 4 0 0 2 0 0 0 0 0 29 45 0.00 1.200																						
58 Wilfredo Ledezma, L (5,1) ERA: 6.75																									
34 Joel Carreno, R (6,1) ERA:																									

AB	42
R	6
H	16
RBI	5
BB	1
SO	8
LOB	22



Batter	1	2	3	4	5	6	7	8	9	AB	R	H	RBI	BB	SO	LOB	BOTTOM								
5 Yunel Escobar, R (1,6) OBP: 0.366, SLG: 0.419										4	1	2	3	0	0	1	Kansas City Royals @ Toronto Blue Jays Rogers Centre, Toronto, ON Tue Aug 23 2011, 7:11 PM - 10:04 PM EDT Att: 20,009 - Cloudy - 73 F								
14 Eric Thames, L (1,7) OBP: 0.315, SLG: 0.461										4	1	1	0	0	0	1									
19 José Bautista, R (1,9) OBP: 0.456, SLG: 0.645										4	0	0	0	0	3	1									
26 Adam Lind, L (1,3) OBP: 0.307, SLG: 0.458										4	0	1	1	0	2	0									
10 Edwin Encarnación, R (1,10) OBP: 0.336, SLG: 0.453										4	0	0	0	0	2	1									
28 Colby Rasmus, L (1,8) OBP: 0.314, SLG: 0.415										3	0	0	0	0	1	0									
20 Mark Teahen, L (9,PH) OBP: 0.253, SLG: 0.299										1	0	0	0	0	1	1									
13 Brett Lawrie, R (1,5) OBP: 0.365, SLG: 0.569										3	0	0	0	0	1	0									
8 José Molina, R (1,2) OBP: 0.370, SLG: 0.439										3	1	1	0	0	0	0									
18 Mike McCoy, R (1,4) OBP: 0.340, SLG: 0.325										2	1	1	0	1	1	0									
Inning Stats	R: 0 E: 0 K: 0 S: 6	H: 0 LOB: 0 BB: 0 P: 8	R: 0 E: 0 K: 3 S: 9	H: 0 LOB: 0 BB: 0 P: 13	R: 0 E: 0 K: 2 S: 10	H: 0 LOB: 0 BB: 0 P: 13	R: 0 E: 0 K: 1 S: 7	H: 1 LOB: 0 BB: 0 P: 9	R: 0 E: 0 K: 1 S: 6	H: 0 LOB: 0 BB: 0 P: 7	R: 3 E: 0 K: 1 S: 15	H: 3 LOB: 0 BB: 0 P: 19	R: 0 E: 0 K: 1 S: 9	H: 0 LOB: 0 BB: 0 P: 13	R: 0 E: 0 K: 0 S: 8	H: 0 LOB: 1 BB: 1 P: 15	R: 1 E: 0 K: 2 S: 13	H: 2 LOB: 1 BB: 0 P: 21	1B: 4 2B: 1 3B: 0 HR: 1	SF: 0 SAC: 0 HBP: 0	WP: 0 PB: 0 SB: 1 CS: 0	PA: 33			
PITCHER	IP WLS BF H R ER SO BB IBB HBP BLK WP HR S P ERA WHIP	IP WLS BF H R ER SO BB IBB HBP BLK WP HR S P ERA WHIP	IP WLS BF H R ER SO BB IBB HBP BLK WP HR S P ERA WHIP	IP WLS BF H R ER SO BB IBB HBP BLK WP HR S P ERA WHIP	IP WLS BF H R ER SO BB IBB HBP BLK WP HR S P ERA WHIP	IP WLS BF H R ER SO BB IBB HBP BLK WP HR S P ERA WHIP	IP WLS BF H R ER SO BB IBB HBP BLK WP HR S P ERA WHIP	IP WLS BF H R ER SO BB IBB HBP BLK WP HR S P ERA WHIP	IP WLS BF H R ER SO BB IBB HBP BLK WP HR S P ERA WHIP	IP WLS BF H R ER SO BB IBB HBP BLK WP HR S P ERA WHIP	IP WLS BF H R ER SO BB IBB HBP BLK WP HR S P ERA WHIP	IP WLS BF H R ER SO BB IBB HBP BLK WP HR S P ERA WHIP	IP WLS BF H R ER SO BB IBB HBP BLK WP HR S P ERA WHIP	IP WLS BF H R ER SO BB IBB HBP BLK WP HR S P ERA WHIP	IP WLS BF H R ER SO BB IBB HBP BLK WP HR S P ERA WHIP	IP WLS BF H R ER SO BB IBB HBP BLK WP HR S P ERA WHIP									
52 Bruce Chen, L (1,1) ERA: 4.12	7.2 W 27 4 3 3 3 0 0 0 0 1 67 92 3.52 0.652	0.1 H 1 0 0 0 0 0 0 0 0 0 3 5 0.00 0.000	1.0 S 5 2 1 1 2 0 0 0 0 0 13 21 9.00 2.000																						
56 Greg Holland, R (8,1) ERA: 1.54																									
4B Joakim Soria, R (9,1) ERA: 4.22																									



Batter	1	2	3	4	5	6	7	8	9	AB	R	H	RBI	BB	SO	LOB	TOP					
8 Desmond Jennings, R OBP: 0.424, SLG: 0.592	F9						G3	F9		4	0	1	0	1	0	1						
5 Sam Fuld, L OBP: 0.310, SLG: 0.361	G6-3									3	1	0	0	1	1	2						
3 Evan Longoria, R OBP: 0.332, SLG: 0.479	F9									2	2	0	0	3	0	0						
18 Ben Zobrist, S OBP: 0.366, SLG: 0.487	G6-3									5	1	2	0	0	2	5						
2 B.J. Upton, R OBP: 0.306, SLG: 0.394										3	1	1	3	1	2	3						
1 Sean Rodriguez, R OBP: 0.307, SLG: 0.350										4	1	3	2	0	0	1						
10 Kelly Shoppach, R OBP: 0.289, SLG: 0.300										5	0	0	0	0	1	4						
9 Elliot Johnson, S OBP: 0.256, SLG: 0.338										4	0	3	1	0	0	0						
15 Reid Brignac, L OBP: 0.231, SLG: 0.218										3	0	1	0	0	0	2						
11 Casey Kotchman, L OBP: 0.386, SLG: 0.453										1	0	1	0	0	0	0						
Inning Stats	R: 0 H: 0 E: 0 K: 0 S: 8	H: 0 LOB: 0 BB: 0 P: 16	R: 0 H: 0 E: 0 K: 0 S: 6	H: 0 LOB: 0 BB: 1 P: 13	R: 0 H: 1 E: 0 K: 1 S: 15	H: 1 LOB: 2 BB: 1 P: 22	R: 2 H: 2 E: 0 K: 2 S: 12	H: 2 LOB: 0 BB: 1 P: 23	R: 0 H: 2 E: 0 K: 1 S: 11	H: 2 LOB: 3 BB: 1 P: 19	R: 1 H: 2 E: 0 K: 0 S: 8	H: 2 LOB: 1 BB: 0 P: 14	R: 3 H: 2 E: 2 K: 1 S: 14	H: 2 LOB: 1 BB: 2 P: 28	R: 0 H: 2 E: 0 K: 0 S: 9	H: 2 LOB: 1 BB: 0 P: 15	R: 0 H: 1 E: 0 K: 1 S: 10	H: 1 LOB: 0 BB: 0 P: 16	1B: 9 2B: 2 3B: 0 HR: 1	SF: 0 SAC: 1 DP: 1 HBP: 1	WP: 0 PB: 0 SB: 2 CS: 3	PA: 43
PITCHER	IP	WLS	BF	H	R	ER	SO	BB	IBB	HBP	BLK	WP	HR	S	P	ERA	WHIP					
47 Luis Perez, L ERA: 3.29	5.0	L	22	5	2	2	4	3	1	0	0	0	0	52	93	3.60	1.600					
57 Shawn Camp, R ERA: 4.55	1.0	L	5	2	1	1	0	0	0	1	0	0	0	8	14	9.00	2.000					
51 Jesse Litsch, R ERA: 4.48	0.2		5	1	3	3	0	2	0	0	0	0	1	11	23	40.50	4.500					
44 Casey Janssen, R ERA: 2.08	1.1		6	3	0	0	0	0	0	0	0	0	0	12	20	0.00	2.250					
50 Frank Francisco, R ERA: 3.86	1.0		4	1	0	0	1	0	0	0	0	0	0	10	16	0.00	1.000					

Tampa Bay Rays @ Toronto Blue Jays
Rogers Centre, Toronto, ON
Sat Aug 27 2011, 1:12 PM - 4:34 PM EDT
Att: 24,052 - Sunny - 68 F

AB	34
R	6
H	12
RBI	6
BB	6
SO	6
LOB	18




Batter	1	2	3	4	5	6	7	8	9	AB	R	H	RBI	BB	SO	LOB	BOTTOM					
5 Yuliel Escobar, R OBP: 0.360, SLG: 0.408	B1									5	0	0	0	0	1	0						
14 Eric Thames, L OBP: 0.315, SLG: 0.472										4	2	2	1	0	0	0						
19 José Bautista, R OBP: 0.455, SLG: 0.646										3	0	1	1	1	0	0						
26 Adam Lind, L OBP: 0.300, SLG: 0.444										4	0	1	0	0	2	1						
10 Edwin Encarnación, R OBP: 0.334, SLG: 0.463										3	2	1	1	1	0	2						
2 Kelly Johnson, L OBP: 0.290, SLG: 0.408										3	0	0	0	1	0	3						
13 Brett Lawrie, R OBP: 0.372, SLG: 0.699										4	1	1	0	0	2	2						
9 J.P. Arencibia, R OBP: 0.277, SLG: 0.441										4	0	1	2	0	1	0						
3 Dewayne Wise, L OBP: 0.263, SLG: 0.254										4	0	0	0	0	2	1						
Inning Stats	R: 1 H: 3 E: 0 K: 0 S: 14	H: 3 LOB: 2 BB: 0 P: 23	R: 0 H: 0 E: 0 K: 2 S: 8	H: 0 LOB: 0 BB: 0 P: 12	R: 0 H: 0 E: 0 K: 1 S: 11	H: 0 LOB: 1 BB: 1 P: 18	R: 1 H: 1 E: 0 K: 2 S: 15	H: 1 LOB: 1 BB: 1 P: 25	R: 0 H: 0 E: 0 K: 0 S: 7	H: 0 LOB: 0 BB: 0 P: 11	R: 0 H: 0 E: 0 K: 1 S: 8	H: 0 LOB: 0 BB: 0 P: 11	R: 1 H: 1 E: 0 K: 1 S: 9	H: 1 LOB: 0 BB: 0 P: 17	R: 2 H: 2 E: 0 K: 1 S: 16	H: 2 LOB: 1 BB: 1 P: 28	R: 0 H: 0 E: 0 K: 0 S: 7	H: 0 LOB: 0 BB: 0 P: 9	1B: 2 2B: 2 3B: 1 HR: 2	SF: 0 SAC: 0 DP: 0 HBP: 0	WP: 0 PB: 0 SB: 0 CS: 0	PA: 37
PITCHER	IP	WLS	BF	H	R	ER	SO	BB	IBB	HBP	BLK	WP	HR	S	P	ERA	WHIP					
34 Jeff Niemann, R ERA: 3.46	6.1	W	26	5	3	3	6	2	0	0	0	0	0	68	111	4.26	1.105					
39 J.P. Howell, L ERA: 6.75	0.2	H	2	0	0	0	1	0	0	0	0	0	0	4	6	0.00	0.000					
57 Jake McGee, L ERA: 5.09	0.2	H	3	1	1	1	1	0	0	0	0	0	1	12	17	13.50	1.500					
37 Juan Cruz, R ERA: 4.1	0.1	H	3	1	1	1	0	1	0	0	0	0	1	4	11	27.00	6.000					
62 Joel Peralta, R ERA: 3.28	1.0	S	3	0	0	0	0	0	0	0	0	0	0	7	9	0.00	0.000					


Tampa Bay Rays @ Toronto Blue Jays
Rogers Centre, Toronto, ON
Sat Aug 27 2011, 1:12 PM - 4:34 PM EDT
Att: 24,052 - Sunny - 68 F

AB	34
R	5
H	7
RBI	5
BB	3
SO	8
LOB	9



Batter	1	2	3	4	5	6	7	8	9	AB	R	H	RBI	BB	SO	LOB	TOP		
8 Desmond Jennings, R (1.7) OBP: 0.439, SLG: 0.634										4	1	1	0	1	0	2	Tampa Bay Rays @ Toronto Blue Jays Rogers Centre, Toronto, ON Mon Aug 29 2011, 7:09 PM - 10:10 PM EDT Att: 19,725 - Cloudy - 70 F		
22 Johnny Damon, L (1.10) OBP: 0.317, SLG: 0.421										3	2	2	3	1	0	0			
3 Evan Longoria, R (1.5) OBP: 0.333, SLG: 0.481										3	0	1	0	1	1	2			
18 Ben Zobrist, S (1.4) OBP: 0.363, SLG: 0.480										4	0	0	0	0	1	4			
11 Casey Kotchman, L (1.3) OBP: 0.389, SLG: 0.449										4	0	1	0	0	0	1			
2 B.J. Upton, R (1.8) OBP: 0.308, SLG: 0.393										4	0	1	0	0	0	3			
20 Matt Joyce, L (1.9) OBP: 0.343, SLG: 0.492										4	0	0	0	0	0	1			
28 John Jaso, L (1.2) OBP: 0.310, SLG: 0.358										3	0	1	0	1	1	0			
1 Sean Rodriguez, R (1.6) OBP: 0.311, SLG: 0.356										3	0	0	0	1	0	3			
Inning Stats	R: 2 H: 2 E: 0 K: 1 S: 15	H: 2 BB: 1 P: 28	R: 0 H: 0 E: 0 K: 1 S: 9	H: 0 BB: 1 P: 20	R: 0 H: 1 E: 1 K: 0 S: 10	H: 1 BB: 0 P: 17	R: 0 H: 1 E: 0 K: 0 S: 11	H: 1 BB: 1 P: 17	R: 1 H: 1 E: 0 K: 0 S: 5	H: 1 BB: 0 P: 13	R: 0 H: 1 E: 0 K: 0 S: 6	H: 1 BB: 1 P: 12	R: 0 H: 1 E: 0 K: 1 S: 8	H: 0 BB: 0 P: 14	R: 0 H: 0 E: 0 K: 0 S: 9	H: 0 BB: 0 P: 13		1B: 3 2B: 2 3B: 1 HR: 2	SF: 0 SAC: 0 DP: 3 HBP: 0
PITCHER	IP WLS BF H R ER SO BB IBB HBP BLK WP HR S P ERA WHIP	PITCHER IP WLS BF H R ER SO BB IBB HBP BLK WP HR S P ERA WHIP																	
24 Ricky Romero, L (1.1) ERA: 2.84	6.0 W 27 6 3 3 2 4 0 0 0 0 2 56 107 4.50 1.667																		
51 Jesse Litsch, R (7.1) ERA: 4.41	1.0 4 1 0 0 1 1 0 0 0 0 0 8 20 0.00 2.000																		
44 Casey Janssen, R (8.1) ERA: 2.03	1.0 3 0 0 0 0 0 0 0 0 0 0 8 14 0.00 0.000																		
50 Frank Francisco, R (9.1) ERA: 3.76	1.0 3 0 0 0 0 0 0 0 0 0 0 9 13 0.00 0.000																		
Batter	1	2	3	4	5	6	7	8	9	AB	R	H	RBI	BB	SO	LOB	BOTTOM		
5 Yunel Escobar, R (1.6) OBP: 0.361, SLG: 0.407										4	1	2	1	1	0	3			
14 Eric Thames, L (1.7) OBP: 0.312, SLG: 0.467										5	1	2	0	0	0	2			
19 José Bautista, R (1.9) OBP: 0.453, SLG: 0.645										3	1	1	2	1	0	1			
26 Adam Lind, L (1.3) OBP: 0.299, SLG: 0.448										5	1	1	2	0	2	5			
10 Edwin Encarnación, R (1.10) OBP: 0.335, SLG: 0.460										4	0	1	0	1	1	0			
2 Kelly Johnson, L (1.4) OBP: 0.293, SLG: 0.412										4	2	3	0	1	0	0			
13 Brett Lawrie, R (1.5) OBP: 0.379, SLG: 0.667										4	0	1	0	1	1	5			
9 J.P. Arencibia, R (1.2) OBP: 0.280, SLG: 0.449										4	1	3	2	0	1	1			
3 Dewayne Wise, L (1.8) OBP: 0.250, SLG: 0.240										4	0	0	0	0	3	4			
Inning Stats	R: 0 H: 0 E: 0 K: 0 S: 7	H: 1 BB: 2 P: 17	R: 3 H: 3 E: 0 K: 1 S: 17	H: 3 BB: 0 P: 28	R: 2 H: 4 E: 0 K: 0 S: 20	H: 4 BB: 0 P: 31	R: 1 H: 2 E: 0 K: 2 S: 13	H: 2 BB: 1 P: 19	R: 1 H: 2 E: 0 K: 2 S: 16	H: 2 BB: 1 P: 20	R: 0 H: 1 E: 0 K: 1 S: 10	H: 1 BB: 0 P: 14	R: 0 H: 1 E: 0 K: 1 S: 18	H: 1 BB: 2 P: 26	1B: 8 2B: 2 3B: 2 HR: 2	SF: 0 SAC: 0 DP: 1 HBP: 1	WP: 2 PA: 43 CS: 0		
PITCHER	IP WLS BF H R ER SO BB IBB HBP BLK WP HR S P ERA WHIP	PITCHER IP WLS BF H R ER SO BB IBB HBP BLK WP HR S P ERA WHIP																	
40 Wade Davis, R (1.1) ERA: 4.52	4.1 L 25 9 6 6 3 3 0 0 0 0 1 64 108 12.46 2.769																		
47 Brandon Gomes, R (6.1) ERA: 3.41	0.2 3 1 0 0 1 0 0 0 0 0 0 5 6 0.00 1.500																		
39 J.P. Howell, L (6.1) ERA: 6.84	1.0 6 2 1 1 2 1 0 0 0 0 1 16 20 9.00 3.000																		
37 Juan Cruz, R (7.1) ERA: 4.04	0.2 3																		

Batter	1	2	3	4	5	6	7	8	9	10	AB	R	H	RBI	BB	SO	LOB	TOP					
5 Yunel Escobar, R OBP: 0.359, SLG: 0.406	G1-3			G6-3			G3		SF9	CS	4	0	1	1	0	0	2	<p>Toronto Blue Jays @ Baltimore Orioles</p> <p>Oriole Park at Camden Yards, Baltimore, MD</p> <p>Tue Aug 30 2011, 7:08 PM - 10:25 PM EDT</p> <p>Att: 10,756 - Clear - 78 F</p> <p>livebaseballscorecards.com</p> <p>AB 37 R 5 H 9 RBI 4 BB 6 SO 6 LOB 24</p> 					
14 Eric Thames, L OBP: 0.313, SLG: 0.473	F7		K				2B		F7		5	0	2	0	0	1	3						
19 José Bautista, R OBP: 0.453, SLG: 0.642	G3						P4				4	0	1	0	1	0	2						
26 Adam Lind, L OBP: 0.300, SLG: 0.446		F8		K							4	0	1	0	1	1	3						
10 Edwin Encarnación, R OBP: 0.453, SLG: 0.455											4	1	0	0	1	0	8						
2 Kelly Johnson, L OBP: 0.234, SLG: 0.415											4	2	1	0	1	1	2						
13 Brett Lawrie, R OBP: 0.380, SLG: 0.682											4	1	1	3	0	1	1						
9 J.P. Arencibia, R OBP: 0.282, SLG: 0.450											4	0	2	0	0	0	0						
3 Dewayne Wise, L OBP: 0.250, SLG: 0.240											0	1	0	0	0	0	0						
8 José Molina, R OBP: 0.384, SLG: 0.424											0	0	0	0	1	0	0						
18 Mike McCoy, R OBP: 0.342, SLG: 0.296											4	0	0	0	1	2	3						
Inning Stats	R: 0 E: 0 K: 0 S: 7	H: 0 LOB: 0 BB: 12	R: 3 E: 0 K: 1 S: 18	H: 1 LOB: 0 BB: 32	R: 0 E: 0 K: 2 S: 16	H: 2 LOB: 2 BB: 0 P: 24	R: 0 E: 0 K: 1 S: 11	H: 1 LOB: 2 BB: 19	R: 0 E: 1 K: 0 S: 6	H: 0 LOB: 0 BB: 0 P: 11	R: 0 E: 0 K: 0 S: 8	H: 1 LOB: 1 BB: 0 P: 10	R: 0 E: 0 K: 1 S: 9	H: 0 LOB: 0 BB: 0 P: 14	R: 1 E: 0 K: 0 S: 9	H: 1 LOB: 3 BB: 3 P: 26	R: 1 E: 0 K: 0 S: 7	H: 1 LOB: 0 BB: 1 P: 14	1B: 5 2B: 1 HR: 1	SF: 1 SAC: 0 DP: 1 HBP: 1	WP: 1 PB: 0 SB: 2 CS: 1	PA: 46	
PITCHER	IP WLS BF H R ER SO BB IBB HBP BLK WP HR S P ERA WHIP	46 Jeremy Guthrie, R ERA: 4.42	43 Jim Johnson, R ERA: 2.65	63 Kevin Gregg, R ERA: 4.41	50 Willie Eyre, R ERA: 4.15	PITCHER	IP WLS BF H R ER SO BB IBB HBP BLK WP HR S P ERA WHIP	27 Vladimir Guerrero, R ERA: 3.96, SLG: 0.389	32 Matt Wieters, S OBP: 0.329, SLG: 0.431	12 Mark Reynolds, R OBP: 0.326, SLG: 0.489	11 Robert Andino, R OBP: 0.327, SLG: 0.325	14 Nolan Reimold, R OBP: 0.308, SLG: 0.420	38 Matt Angle, L OBP: 0.159, SLG: 0.158	9 Jake Fox, R OBP: 0.276, SLG: 0.407	6 Ryan Adams, R OBP: 0.333, SLG: 0.357	27 Brett Cecil, L ERA: 4.51	34 Joel Carreno, R ERA: 1.23	57 Shawn Camp, R ERA: 4.76	44 Casey Janssen, R ERA: 1.99	56 Brian Tallet, L ERA: 9.45	AB R H RBI BB SO LOB	WP PB SB CS	PA

Batter	1	2	3	4	5	6	7	8	9	10	AB	R	H	RBI	BB	SO	LOB	BOTTOM						
2 J.J. Hardy, R OBP: 0.315, SLG: 0.516	P4			F7			G6-4-3		FC5		5	0	1	0	0	1	7	<p>Toronto Blue Jays @ Baltimore Orioles</p> <p>Oriole Park at Camden Yards, Baltimore, MD</p> <p>Tue Aug 30 2011, 7:08 PM - 10:25 PM EDT</p> <p>Att: 10,756 - Clear - 78 F</p> <p>livebaseballscorecards.com</p> <p>AB 37 R 6 H 12 RBI 5 BB 8 SO 5 LOB 23</p> 						
21 Nick Markakis, L OBP: 0.342, SLG: 0.400	G5-3			F8							3	0	0	0	2	0	0							
10 Adam Jones, R OBP: 0.327, SLG: 0.478	G6-3			G1-3							4	1	0	0	1	0	3							
27 Vladimir Guerrero, R OBP: 0.396, SLG: 0.389											5	1	2	1	0	0	1							
32 Matt Wieters, S OBP: 0.329, SLG: 0.431											4	2	2	2	1	1	0							
12 Mark Reynolds, R OBP: 0.326, SLG: 0.489											3	1	1	0	2	1	0							
11 Robert Andino, R OBP: 0.327, SLG: 0.325											4	1	1	0	1	1	4							
14 Nolan Reimold, R OBP: 0.308, SLG: 0.420											3	0	2	0	1	1	2							
38 Matt Angle, L OBP: 0.159, SLG: 0.158											0	0	0	0	0	0	0							
9 Jake Fox, R OBP: 0.276, SLG: 0.407											1	0	1	1	0	0	0							
6 Ryan Adams, R OBP: 0.333, SLG: 0.357											5	0	2	1	0	0	6							
Inning Stats	R: 0 E: 0 K: 0 S: 8	H: 0 LOB: 0 BB: 13	R: 2 E: 0 K: 2 S: 17	H: 3 LOB: 2 BB: 1 P: 33	R: 0 E: 0 K: 0 S: 5	H: 0 LOB: 0 BB: 7	R: 1 E: 1 K: 1 S: 13	H: 3 LOB: 2 BB: 0 P: 25	R: 1 E: 0 K: 0 S: 10	H: 1 LOB: 0 BB: 1 P: 20	R: 0 E: 0 K: 0 S: 11	H: 1 LOB: 1 BB: 0 P: 17	R: 0 E: 0 K: 0 S: 7	H: 1 LOB: 3 BB: 2 P: 18	R: 0 E: 0 K: 0 S: 6	H: 0 LOB: 0 BB: 13	R: 2 E: 0 K: 1 S: 9	H: 2 LOB: 2 BB: 2 P: 23	1B: 8 2B: 3 HR: 1	SF: 0 SAC: 0 DP: 2 HBP: 0	WP: 0 PB: 0 SB: 0 CS: 0	PA: 45		
PITCHER	IP WLS BF H R ER SO BB IBB HBP BLK WP HR S P ERA WHIP	27 Brett Cecil, L ERA: 4.51	34 Joel Carreno, R ERA: 1.23	57 Shawn Camp, R ERA: 4.76	44 Casey Janssen, R ERA: 1.99	56 Brian Tallet, L ERA: 9.45	PITCHER	IP WLS BF H R ER SO BB IBB HBP BLK WP HR S P ERA WHIP	27 Vladimir Guerrero, R ERA: 3.96, SLG: 0.389	32 Matt Wieters, S OBP: 0.329, SLG: 0.431	12 Mark Reynolds, R OBP: 0.326, SLG: 0.489	11 Robert Andino, R OBP: 0.327, SLG: 0.325	14 Nolan Reimold, R OBP: 0.308, SLG: 0.420	38 Matt Angle, L OBP: 0.159, SLG: 0.158	9 Jake Fox, R OBP: 0.276, SLG: 0.407	6 Ryan Adams, R OBP: 0.333, SLG: 0.357	27 Brett Cecil, L ERA: 4.51	34 Joel Carreno, R ERA: 1.23	57 Shawn Camp, R ERA: 4.76	44 Casey Janssen, R ERA: 1.99	56 Brian Tallet, L ERA: 9.45	AB R H RBI BB SO LOB	WP PB SB CS	PA

Batter	1	2	3	4	5	6	7	8	9	AB	R	H	RBI	BB	SO	LOB	TOP					
5 Yuliel Escobar, R OBP: 0.363, SLG: 0.409										6	2	4	0	0	1	1						
14 Eric Thames, L OBP: 0.324, SLG: 0.487										5	3	4	1	1	0	1						
19 José Bautista, R OBP: 0.451, SLG: 0.645										4	1	1	3	0	0	3						
3 Dewayne Wise, L OBP: 0.256, SLG: 0.247										2	0	1	0	0	0	2						
26 Adam Lind, L OBP: 0.302, SLG: 0.449										4	2	2	2	0	0	1						
20 Mark Teahen, L OBP: 0.247, SLG: 0.290										2	0	0	0	0	2	3						
10 Edwin Encarnación, R OBP: 0.339, SLG: 0.472										5	3	4	2	0	1	0						
2 Kelly Johnson, L OBP: 0.295, SLG: 0.421										5	1	2	3	0	1	3						
13 Brett Lawrie, R OBP: 0.381, SLG: 0.674										4	0	1	1	1	1	1						
8 José Molina, R OBP: 0.358, SLG: 0.438										5	1	1	1	0	0	4						
18 Mike McCoy, R OBP: 0.336, SLG: 0.284										4	0	0	0	1	1	1						
Inning Stats	R: 0 E: 0 K: 1 S: 8	H: 0 LOB: 1 BB: 1 P: 15	R: 1 E: 0 K: 0 S: 12	H: 2 LOB: 1 BB: 0 P: 15	R: 6 E: 0 K: 1 S: 22	H: 6 LOB: 0 BB: 0 P: 33	R: 4 E: 0 K: 1 S: 12	H: 4 LOB: 0 BB: 0 P: 18	R: 0 E: 0 K: 0 S: 4	H: 0 LOB: 0 BB: 1 P: 9	R: 2 E: 0 K: 1 S: 12	H: 3 LOB: 1 BB: 0 P: 18	R: 0 E: 0 K: 1 S: 15	H: 1 LOB: 1 BB: 0 P: 16	R: 0 E: 0 K: 1 S: 10	H: 2 LOB: 3 BB: 1 P: 17	R: 0 E: 1 K: 1 S: 11	H: 2 LOB: 2 BB: 0 P: 14	1B: 10 2B: 6 3B: 0 HR: 4	SF: 0 SAC: 0 DP: 1 HBP: 0	WP: 0 PB: 0 SB: 1 CS: 0	PA: 49
PITCHER	IP WLS BF H R ER SO BB IBB HBP BLK WP HR S P ERA WHIP																					
45 Jo-Jo Reyes, L ERA: 5.63	(1, 1) 2.2 L 17 8 7 7 2 1 0 0 0 0 0 2 37 55 23.62 3.375																					
35 Brad Bergesen, R ERA: 5.34	(3, 1) 2.1 11 4 4 4 1 1 0 0 0 0 0 1 21 35 15.43 2.143																					
40 Troy Patton, L ERA: 4.42	(6, 1) 2.0 10 4 2 2 2 0 0 0 0 0 0 1 27 34 9.00 2.000																					
58 Zach Phillips, L ERA:	(8, 1) 1.0 6 2 0 0 1 1 0 0 0 0 0 0 10 17 0.00 3.000																					
36 Chris Jakubauskas, R ERA: 4.92	(9, 1) 1.0 5 2 0 0 1 0 0 0 0 0 0 0 11 14 0.00 2.000																					
Batter	1	2	3	4	5	6	7	8	9	AB	R	H	RBI	BB	SO	LOB	BOTTOM					
2 J.J. Hardy, R OBP: 0.313, SLG: 0.513										2	0	0	0	0	0	0						
38 Matt Angle, L OBP: 0.217, SLG: 0.238										2	0	0	0	0	0	0						
21 Nick Markakis, L OBP: 0.341, SLG: 0.399										2	0	0	0	0	0	2						
9 Jake Fox, R OBP: 0.267, SLG: 0.393										4	0	0	0	0	2	1						
10 Adam Jones, R OBP: 0.324, SLG: 0.474										4	0	0	0	0	2	1						
27 Vladimir Guerrero, R OBP: 0.306, SLG: 0.389										3	0	1	0	0	0	0						
12 Mark Reynolds, R OBP: 0.324, SLG: 0.486										3	0	0	0	0	3	1						
11 Robert Andino, R OBP: 0.327, SLG: 0.325										3	0	1	0	0	0	0						
14 Nolan Reimold, R OBP: 0.304, SLG: 0.414										3	0	0	0	0	1	2						
6 Ryan Adams, R OBP: 0.333, SLG: 0.356										3	0	1	0	0	0	2						
15 Craig Tatum, R OBP: 0.274, SLG: 0.269										3	0	0	0	0	0	1						
Inning Stats	R: 0 E: 0 K: 1 S: 8	H: 0 LOB: 0 BB: 0 P: 13	R: 0 E: 0 K: 1 S: 8	H: 0 LOB: 0 BB: 0 P: 16	R: 0 E: 0 K: 0 S: 8	H: 1 LOB: 0 BB: 0 P: 12	R: 0 E: 0 K: 0 S: 11	H: 0 LOB: 0 BB: 0 P: 18	R: 0 E: 0 K: 1 S: 8	H: 0 LOB: 0 BB: 0 P: 11	R: 0 E: 0 K: 0 S: 4	H: 0 LOB: 0 BB: 0 P: 6	R: 0 E: 1 K: 2 S: 11	H: 0 LOB: 2 BB: 0 P: 12	R: 0 E: 0 K: 1 S: 10	H: 1 LOB: 1 BB: 0 P: 12	1B: 3 2B: 1 3B: 0 HR: 0	SF: 0 SAC: 0 DP: 2 HBP: 0	WP: 0 PB: 0 SB: 0 CS: 0	PA: 30		
PITCHER	IP WLS BF H R ER SO BB IBB HBP BLK WP HR S P ERA WHIP																					
37 Henderson Alvarez III, R ERA: 3.52	(1, 1) 8.0 W 26 3 0 0 5 0 0 0 0 0 0 0 10 12 0.00 0.375																					
35 Rommie Lewis, L ERA: 2.7	(9, 1) 1.0 4 1 0 0 1 0 0 0 0 0 0 0 10 12 0.00 1.000																					

Toronto Blue Jays @ Baltimore Orioles
 Oriole Park at Camden Yards, Baltimore, MD
 Wed Aug 31 2011, 7:09 PM - 9:33 PM EDT
 Att: 14,211 - Partly Cloudy - 79 F

AB	46
R	13
H	20
RBI	13
BB	3
SO	7
LOB	20



Toronto Blue Jays @ Baltimore Orioles
 Oriole Park at Camden Yards, Baltimore, MD
 Wed Aug 31 2011, 7:09 PM - 9:33 PM EDT
 Att: 14,211 - Partly Cloudy - 79 F

AB	30
R	0
H	4
RBI	0
BB	0
SO	6
LOB	9



Batter	1	2	3	4	5	6	7	8	9	AB	R	H	RBI	BB	SO	LOB	TOP							
5 Yuliel Escobar, R OBP: 0.397, SLG: 0.417	F9		14 G3 19 1B 2B							5	1	4	2	0	0	0	Toronto Blue Jays @ Baltimore Orioles Oriole Park at Camden Yards, Baltimore, MD Thu Sep 01 2011, 12:39 PM - 3:39 PM EDT Att: 11,617 - Partly Cloudy - 84 F							
14 Eric Thames, L OBP: 0.318, SLG: 0.478	F7		G3	G3		G3				5	0	0	1	0	1	5								
3 Dewayne Wise, L OBP: 0.256, SLG: 0.247	F7		G3	G3		G3				0	0	0	0	0	0	0								
19 José Bautista, R OBP: 0.449, SLG: 0.640	K									5	0	1	1	0	2	2								
26 Adam Lind, L OBP: 0.301, SLG: 0.445		G5-3	F9							4	0	0	0	1	0	1								
10 Edwin Encarnación, R OBP: 0.335, SLG: 0.466	F9		F8							5	0	0	0	0	0	2								
2 Kelly Johnson, L OBP: 0.300, SLG: 0.433										4	2	3	1	1	1	0								
13 Brett Lawrie, R OBP: 0.392, SLG: 0.713										5	2	3	2	0	0	1								
9 J.P. Arencibia, R OBP: 0.281, SLG: 0.450										4	1	1	1	0	2	2								
18 Mike McCoy, R OBP: 0.341, SLG: 0.286										3	2	1	0	1	0	1								
Inning Stats	R: 0 E: 0 K: 1 S: 9	H: 0 LOB: 0 BB: 0 P: 12	R: 0 E: 0 K: 0 S: 17	H: 2 LOB: 2 BB: 0 P: 25	R: 2 E: 0 K: 0 S: 12	H: 2 LOB: 1 BB: 1 P: 20	R: 2 E: 0 K: 1 S: 11	H: 3 LOB: 1 BB: 0 P: 16	R: 0 E: 0 K: 0 S: 4	H: 0 LOB: 0 BB: 0 P: 8	R: 2 E: 1 K: 0 S: 12	H: 2 LOB: 1 BB: 0 P: 17	R: 0 E: 0 K: 0 S: 7	H: 0 LOB: 0 BB: 0 P: 10	R: 2 E: 0 K: 3 S: 16	H: 3 LOB: 2 BB: 1 P: 27	R: 0 E: 0 K: 0 S: 7	H: 1 LOB: 1 BB: 1 P: 14	1B: 6 2B: 5 3B: 0 HR: 2	SF: 0 SAC: 0 DP: 1 HBP: 0	WP: 0 PB: 0 SB: 1 CS: 0	PA: 43		
PITCHER	IP WLS BF H R ER SO BB IBB HBP BLK WP HR S P ERA WHIP	IP WLS BF H R ER SO BB IBB HBP BLK WP HR S P ERA WHIP	IP WLS BF H R ER SO BB IBB HBP BLK WP HR S P ERA WHIP	IP WLS BF H R ER SO BB IBB HBP BLK WP HR S P ERA WHIP	IP WLS BF H R ER SO BB IBB HBP BLK WP HR S P ERA WHIP	IP WLS BF H R ER SO BB IBB HBP BLK WP HR S P ERA WHIP	IP WLS BF H R ER SO BB IBB HBP BLK WP HR S P ERA WHIP	IP WLS BF H R ER SO BB IBB HBP BLK WP HR S P ERA WHIP	IP WLS BF H R ER SO BB IBB HBP BLK WP HR S P ERA WHIP	IP WLS BF H R ER SO BB IBB HBP BLK WP HR S P ERA WHIP	IP WLS BF H R ER SO BB IBB HBP BLK WP HR S P ERA WHIP	IP WLS BF H R ER SO BB IBB HBP BLK WP HR S P ERA WHIP	IP WLS BF H R ER SO BB IBB HBP BLK WP HR S P ERA WHIP	IP WLS BF H R ER SO BB IBB HBP BLK WP HR S P ERA WHIP	IP WLS BF H R ER SO BB IBB HBP BLK WP HR S P ERA WHIP	IP WLS BF H R ER SO BB IBB HBP BLK WP HR S P ERA WHIP	IP WLS BF H R ER SO BB IBB HBP BLK WP HR S P ERA WHIP	IP WLS BF H R ER SO BB IBB HBP BLK WP HR S P ERA WHIP	IP WLS BF H R ER SO BB IBB HBP BLK WP HR S P ERA WHIP	IP WLS BF H R ER SO BB IBB HBP BLK WP HR S P ERA WHIP	IP WLS BF H R ER SO BB IBB HBP BLK WP HR S P ERA WHIP	IP WLS BF H R ER SO BB IBB HBP BLK WP HR S P ERA WHIP	IP WLS BF H R ER SO BB IBB HBP BLK WP HR S P ERA WHIP	IP WLS BF H R ER SO BB IBB HBP BLK WP HR S P ERA WHIP

Toronto Blue Jays @ Baltimore Orioles
 Oriole Park at Camden Yards, Baltimore, MD
 Thu Sep 01 2011, 12:39 PM - 3:39 PM EDT
 Att: 11,617 - Partly Cloudy - 84 F

AB 40
 R 8
 H 13
 RBI 8
 BB 3
 SO 6
 LOB 14



Batter	1	2	3	4	5	6	7	8	9	AB	R	H	RBI	BB	SO	LOB	BOTTOM							
11 Robert Andino, R OBP: 0.328, SLG: 0.329	F9									5	1	2	0	0	1	0	Toronto Blue Jays @ Baltimore Orioles Oriole Park at Camden Yards, Baltimore, MD Thu Sep 01 2011, 12:39 PM - 3:39 PM EDT Att: 11,617 - Partly Cloudy - 84 F							
2 J.J. Hardy, R OBP: 0.310, SLG: 0.507	F8									5	0	0	0	0	1	2								
21 Nick Markakis, L OBP: 0.341, SLG: 0.397	G6-3									3	1	0	0	2	0	1								
10 Adam Jones, R OBP: 0.325, SLG: 0.472	F9									2	1	0	0	1	0	0								
27 Vladimir Guerrero, R OBP: 0.310, SLG: 0.403										4	2	3	4	0	0	2								
32 Matt Wieters, S OBP: 0.333, SLG: 0.443										3	1	2	2	1	0	2								
12 Mark Reynolds, R OBP: 0.321, SLG: 0.481										4	0	0	0	0	3	3								
14 Nolan Reimold, R OBP: 0.298, SLG: 0.406										4	0	0	0	0	1	3								
6 Ryan Adams, R OBP: 0.313, SLG: 0.333										4	0	0	0	0	1	2								
Inning Stats	R: 0 E: 0 K: 0 S: 8	H: 0 LOB: 0 BB: 0 P: 13	R: 1 E: 0 K: 1 S: 9	H: 2 LOB: 1 BB: 0 P: 13	R: 0 E: 0 K: 1 S: 9	H: 1 LOB: 1 BB: 0 P: 10	R: 2 E: 0 K: 2 S: 15	H: 2 LOB: 0 BB: 0 P: 24	R: 0 E: 0 K: 2 S: 8	H: 0 LOB: 0 BB: 0 P: 12	R: 2 E: 1 K: 0 S: 17	H: 1 LOB: 2 BB: 3 P: 36	R: 1 E: 0 K: 0 S: 8	H: 1 LOB: 2 BB: 1 P: 14	R: 0 E: 0 K: 1 S: 10	H: 0 LOB: 0 BB: 0 P: 17		R: 0 E: 0 K: 0 S: 10	H: 0 LOB: 0 BB: 0 P: 14	1B: 1 2B: 4 3B: 0 HR: 2	SF: 0 SAC: 0 DP: 0 HBP: 1	WP: 0 PB: 0 SB: 0 CS: 0	PA: 39	
PITCHER	IP WLS BF H R ER SO BB IBB HBP BLK WP HR S P ERA WHIP	IP WLS BF H R ER SO BB IBB HBP BLK WP HR S P ERA WHIP	IP WLS BF H R ER SO BB IBB HBP BLK WP HR S P ERA WHIP	IP WLS BF H R ER SO BB IBB HBP BLK WP HR S P ERA WHIP	IP WLS BF H R ER SO BB IBB HBP BLK WP HR S P ERA WHIP	IP WLS BF H R ER SO BB IBB HBP BLK WP HR S P ERA WHIP	IP WLS BF H R ER SO BB IBB HBP BLK WP HR S P ERA WHIP	IP WLS BF H R ER SO BB IBB HBP BLK WP HR S P ERA WHIP	IP WLS BF H R ER SO BB IBB HBP BLK WP HR S P ERA WHIP	IP WLS BF H R ER SO BB IBB HBP BLK WP HR S P ERA WHIP	IP WLS BF H R ER SO BB IBB HBP BLK WP HR S P ERA WHIP	IP WLS BF H R ER SO BB IBB HBP BLK WP HR S P ERA WHIP	IP WLS BF H R ER SO BB IBB HBP BLK WP HR S P ERA WHIP	IP WLS BF H R ER SO BB IBB HBP BLK WP HR S P ERA WHIP	IP WLS BF H R ER SO BB IBB HBP BLK WP HR S P ERA WHIP	IP WLS BF H R ER SO BB IBB HBP BLK WP HR S P ERA WHIP	IP WLS BF H R ER SO BB IBB HBP BLK WP HR S P ERA WHIP	IP WLS BF H R ER SO BB IBB HBP BLK WP HR S P ERA WHIP	IP WLS BF H R ER SO BB IBB HBP BLK WP HR S P ERA WHIP	IP WLS BF H R ER SO BB IBB HBP BLK WP HR S P ERA WHIP	IP WLS BF H R ER SO BB IBB HBP BLK WP HR S P ERA WHIP	IP WLS BF H R ER SO BB IBB HBP BLK WP HR S P ERA WHIP	IP WLS BF H R ER SO BB IBB HBP BLK WP HR S P ERA WHIP	IP WLS BF H R ER SO BB IBB HBP BLK WP HR S P ERA WHIP

Toronto Blue Jays @ Baltimore Orioles
 Oriole Park at Camden Yards, Baltimore, MD
 Thu Sep 01 2011, 12:39 PM - 3:39 PM EDT
 Att: 11,617 - Partly Cloudy - 84 F

AB 34
 R 6
 H 7
 RBI 6
 BB 4
 SO 7
 LOB 15



Batter	1	2	3	4	5	6	7	8	9	AB R H RBI BB SO LOB	TOP									
5 Yuliel Escobar, R OBP: 0.396, SLG: 0.414										3 1 0 0 1 0 2	<p>Toronto Blue Jays @ New York Yankees Yankee Stadium, Bronx, NY Fri Sep 02 2011, 7:10 PM - 9:59 PM EDT Att: 47,240 - Partly Cloudy - 71 F</p> <p>livebaseballscorecards.com</p> <p>AB 29 R 2 H 4 RBI 2 BB 2 SO 6 LOB 7</p>									
14 Eric Thames, L OBP: 0.321, SLG: 0.482										4 1 2 0 0 1 2										
19 José Bautista, R OBP: 0.449, SLG: 0.638										3 0 1 1 1 1 0										
26 Adam Lind, L OBP: 0.298, SLG: 0.442										3 0 0 1 0 0 2										
10 Edwin Encarnación, R OBP: 0.332, SLG: 0.461										4 0 0 0 0 0 1										
2 Kelly Johnson, L OBP: 0.298, SLG: 0.430										3 0 0 0 0 0 0										
13 Brett Lawrie, R OBP: 0.381, SLG: 0.691										3 0 0 0 0 1 0										
9 J.P. Arencibia, R OBP: 0.279, SLG: 0.447										3 0 0 0 0 3 0										
18 Mike McCoy, R OBP: 0.341, SLG: 0.287										3 0 1 0 0 0 0										
Inning Stats	R: 2 E: 0 K: 10 S: 10	H: 2 LOB: 0 BB: 1 P: 16	R: 0 E: 0 K: 1 S: 10	H: 0 LOB: 0 BB: 0 P: 13	R: 0 E: 1 K: 1 S: 11	H: 0 LOB: 0 BB: 0 P: 17	R: 0 E: 0 K: 0 S: 11	H: 0 LOB: 0 BB: 0 P: 15	R: 0 E: 0 K: 1 S: 6	H: 1 LOB: 2 BB: 0 P: 10		R: 0 E: 0 K: 1 S: 7	H: 0 LOB: 0 BB: 0 P: 8	R: 0 E: 0 K: 1 S: 9	H: 1 LOB: 1 BB: 0 P: 14	R: 0 E: 0 K: 1 S: 8	H: 0 LOB: 0 BB: 0 P: 12	1B: 3 2B: 2 3B: 0 HR: 0	SF: 1 SAC: 0 DP: 1 HBP: 0	WP: 0 PB: 0 SB: 0 CS: 1
PITCHER	IP WLS BF H R ER SO BB IBB HBP BLK WP HR S P ERA WHIP											IP WLS BF H R ER SO BB IBB HBP BLK WP HR S P ERA WHIP								
47 Iván Nova, R ERA: 3.89	7.0 W 25 3 2 2 4 1 1 0 0 0 0 62 97 2.57 0.571																			
29 Rafael Soriano, R ERA: 4.23	1.0 H 4 1 0 0 1 0 0 0 0 0 0 9 14 0.00 1.000																			
42 Mariano Rivera, R ERA: 2.04	1.0 S 3 0 0 0 1 0 0 0 0 0 0 8 12 0.00 0.000																			

Batter	1	2	3	4	5	6	7	8	9	AB R H RBI BB SO LOB	BOTTOM									
11 Brett Gardner, L OBP: 0.347, SLG: 0.380										3 1 1 2 1 0 0	<p>Toronto Blue Jays @ New York Yankees Yankee Stadium, Bronx, NY Fri Sep 02 2011, 7:10 PM - 9:59 PM EDT Att: 47,240 - Partly Cloudy - 71 F</p> <p>livebaseballscorecards.com</p> <p>AB 30 R 3 H 4 RBI 3 BB 5 SO 9 LOB 13</p>									
2 Derek Jeter, R OBP: 0.355, SLG: 0.383										4 1 1 0 0 1 1										
14 Curtis Granderson, L OBP: 0.376, SLG: 0.590										3 0 0 0 1 2 3										
24 Robinson Canó, L OBP: 0.351, SLG: 0.533										3 0 1 1 1 2 1										
33 Nick Swisher, S OBP: 0.383, SLG: 0.458										4 0 0 0 0 2 5										
12 Eric Chavez, L OBP: 0.344, SLG: 0.371										3 0 0 0 1 0 0										
41 Chris Dickerson, L OBP: 0.355, SLG: 0.379										0 0 0 0 0 0 0										
18 Andruw Jones, R OBP: 0.360, SLG: 0.503										4 0 1 0 0 1 1										
42 Mariano Rivera, R										0 0 0 0 0 0 0										
55 Russell Martin, R OBP: 0.325, SLG: 0.417										3 1 0 0 1 1 1										
26 Eduardo Núñez, R OBP: 0.307, SLG: 0.378										3 0 0 0 0 0 1										
Inning Stats	R: 0 E: 0 K: 1 S: 9	H: 0 LOB: 0 BB: 1 P: 11	R: 0 E: 0 K: 2 S: 9	H: 0 LOB: 1 BB: 1 P: 18	R: 2 E: 1 K: 2 S: 16	H: 1 LOB: 1 BB: 1 P: 29	R: 0 E: 0 K: 0 S: 10	H: 1 LOB: 0 BB: 0 P: 14	R: 1 E: 0 K: 1 S: 15	H: 2 LOB: 2 BB: 1 P: 29	R: 0 E: 0 K: 2 S: 11	H: 0 LOB: 0 BB: 0 P: 15	R: 0 E: 1 K: 1 S: 11	H: 0 LOB: 3 BB: 2 P: 26	R: 0 E: 0 K: 0 S: 9	H: 0 LOB: 0 BB: 0 P: 13	1B: 3 2B: 0 3B: 0 HR: 1	SF: 0 SAC: 0 DP: 0 HBP: 0	WP: 1 PB: 0 SB: 2 CS: 0	PA: 35
PITCHER	IP WLS BF H R ER SO BB IBB HBP BLK WP HR S P ERA WHIP											IP WLS BF H R ER SO BB IBB HBP BLK WP HR S P ERA WHIP								
23 Brandon Morrow, R ERA: 4.78	6.0 L 26 4 3 3 3 0 3 0 0 0 0 70 116 4.50 1.167																			
33 Carlos Villanueva, R ERA: 4.18	1.1 7 0 0 0 1 1 1 0 0 0 0 13 29 0.00 0.750																			
34 Joel Carreno, R ERA: 1.13	0.2 2 0 0 0 0 0 0 0 0 0 0 7 10 0.00 0.000																			

Batter	1	2	3	4	5	6	7	8	9	AB	R	H	RBI	BB	SO	LOB	TOP
18 Mike McCoy, R OBP: 0.333, SLG: 0.282										5	0	1	0	0	2	2	
2 Kelly Johnson, L OBP: 0.298, SLG: 0.426										4	0	0	0	0	2	1	
19 José Bautista, R OBP: 0.446, SLG: 0.637										4	1	1	1	0	1	1	
10 Edwin Encarnación, R OBP: 0.335, SLG: 0.462										4	1	3	0	0	1	0	
13 Brett Lawrie, R OBP: 0.372, SLG: 0.663										3	1	0	0	1	0	3	
20 Mark Teahen, L OBP: 0.252, SLG: 0.301										4	0	2	1	0	1	1	
8 José Molina, R OBP: 0.352, SLG: 0.429										3	0	0	1	0	1	2	
14 Eric Thames, L OBP: 0.319, SLG: 0.478										3	0	1	0	1	0	2	
9 J.P. Arencibia, R OBP: 0.279, SLG: 0.442										4	0	0	0	0	3	4	
3 Dewayne Wise, L OBP: 0.258, SLG: 0.310										4	0	0	0	0	3	4	
Inning Stats	R: 0 H: 2 E: 0 K: 2 S: 14	H: 1 LOB: 1 BB: 0 P: 21	R: 0 H: 0 E: 0 K: 1 S: 14	H: 0 LOB: 0 BB: 0 P: 11	R: 2 H: 2 E: 0 K: 1 S: 8	H: 2 LOB: 1 BB: 0 P: 16	R: 0 H: 0 E: 0 K: 2 S: 12	H: 0 LOB: 0 BB: 0 P: 15	R: 0 H: 1 E: 0 K: 1 S: 13	H: 2 LOB: 1 BB: 0 P: 18	R: 0 H: 0 E: 0 K: 2 S: 14	H: 0 LOB: 1 BB: 1 P: 21	1B: 6 2B: 1 3B: 0 HR: 1	SF: 0 SAC: 0 DP: 0 HBP: 0	WP: 0 PB: 0 SB: 0 CS: 0	PA: 37	
PITCHER	IP: 7.1 WLS: W BF: 29 ERA: 2.97	H: 6 R: 2 ER: 2 SO: 10	BB: 1 IBB: 0 HBP: 0 BLK: 0	WP: 0 HR: 0 S: 79 P: 111	ERA: 2.46 WHIP: 0.955	IP: 0.2 WLS: H BF: 4 ERA: 4.45	H: 2 R: 1 ER: 1 SO: 0	BB: 0 IBB: 0 HBP: 0 BLK: 0	WP: 0 HR: 1 S: 8 P: 14	ERA: 13.50 WHIP: 3.000	IP: 1.0 WLS: 4 BF: 0 ERA: 2.1	H: 0 R: 0 ER: 0 SO: 2	BB: 1 IBB: 0 HBP: 0 BLK: 0	WP: 0 HR: 0 S: 14 P: 21	ERA: 0.00 WHIP: 1.000		

Toronto Blue Jays @ New York Yankees
Yankee Stadium, Bronx, NY
Sun Sep 04 2011, 1:11 PM - 4:02 PM EDT
Att: 47,464 - Partly Cloudy - 84 F

AB 35
R 3
H 8
RBI 3
BB 2
SO 12
LOB 16



Batter	1	2	3	4	5	6	7	8	9	AB	R	H	RBI	BB	SO	LOB	BOTTOM					
11 Brett Gardner, L OBP: 0.355, SLG: 0.381										1	2	0	0	3	0	1						
2 Derek Jeter, R OBP: 0.356, SLG: 0.389										5	1	2	5	0	1	4						
25 Mark Teixeira, S OBP: 0.343, SLG: 0.500										5	0	1	0	0	1	5						
13 Alex Rodriguez, R OBP: 0.361, SLG: 0.483										4	1	1	1	0	1	1						
60 Brandon Laird, R OBP: 0.375, SLG: 0.167										0	0	0	0	0	0	0						
24 Robinson Canó, L OBP: 0.350, SLG: 0.531										4	1	1	0	0	0	1						
33 Nick Swisher, S OBP: 0.383, SLG: 0.462										4	1	1	2	0	0	0						
18 Andruw Jones, R OBP: 0.350, SLG: 0.490										4	0	0	0	0	1	0						
41 Chris Dickerson, L OBP: 0.355, SLG: 0.379										0	0	0	0	0	0	0						
55 Russell Martin, R OBP: 0.325, SLG: 0.414										3	1	0	0	1	1	0						
63 Jesus Montero, R OBP: 0.364, SLG: 0.300										3	1	2	0	0	0	0						
26 Eduardo Núñez, R OBP: 0.312, SLG: 0.380										1	1	1	0	0	0	0						
Inning Stats	R: 1 H: 1 E: 1 K: 1 S: 11	H: 0 LOB: 1 BB: 1 P: 22	R: 0 H: 0 E: 0 K: 1 S: 8	H: 0 LOB: 0 BB: 0 P: 12	R: 3 H: 2 E: 0 K: 0 S: 12	H: 2 LOB: 0 BB: 0 P: 15	R: 0 H: 0 E: 0 K: 0 S: 6	H: 0 LOB: 0 BB: 0 P: 10	R: 0 H: 1 E: 0 K: 1 S: 8	H: 1 LOB: 1 BB: 0 P: 10	R: 1 H: 1 E: 0 K: 0 S: 8	H: 1 LOB: 0 BB: 0 P: 15	R: 0 H: 0 E: 1 K: 2 S: 14	H: 0 LOB: 2 BB: 1 P: 22	R: 4 H: 4 E: 0 K: 0 S: 18	H: 4 LOB: 2 BB: 2 P: 34	1B: 6 2B: 0 3B: 0 HR: 3	SF: 0 SAC: 0 DP: 0 HBP: 1	WP: 1 PB: 0 SB: 1 CS: 0	PA: 39		
PITCHER	IP: 6.0 WLS: L BF: 25 ERA: 4.6	H: 5 R: 4 ER: 4 SO: 3	BB: 1 IBB: 0 HBP: 0 BLK: 0	WP: 1 HR: 0 S: 53 P: 84	ERA: 6.00 WHIP: 1.000	IP: 1.0 WLS: 5 BF: 0 ERA: 4.39	H: 0 R: 0 ER: 0 SO: 2	BB: 1 IBB: 0 HBP: 0 BLK: 0	WP: 0 HR: 14 S: 22 P: 22	ERA: 0.00 WHIP: 1.000	IP: 0.2 WLS: 3 BF: 2 ERA: 4.85	H: 3 R: 3 ER: 3 SO: 0	BB: 1 IBB: 0 HBP: 0 BLK: 0	WP: 0 HR: 14 S: 26 P: 26	ERA: 40.50 WHIP: 4.500	IP: 0.1 WLS: 4 BF: 2 ERA: 4.91	H: 1 R: 1 ER: 1 SO: 0	BB: 0 IBB: 0 HBP: 0 BLK: 0	WP: 0 HR: 4 S: 8 P: 21	ERA: 27.00 WHIP: 9.000		

Toronto Blue Jays @ New York Yankees
Yankee Stadium, Bronx, NY
Sun Sep 04 2011, 1:11 PM - 4:02 PM EDT
Att: 47,464 - Partly Cloudy - 84 F

AB 34
R 9
H 9
RBI 8
BB 4
SO 5
LOB 12



Batter	1	2	3	4	5	6	7	8	9	AB	R	H	RBI	BB	SO	LOB	TOP					
2 Jacoby Ellsbury, L (1, 8) OBP: 0.376, SLG: 0.531										5	2	4	3	0	0	0						
15 Dustin Pedroia, R (1, 4) OBP: 0.387, SLG: 0.462										5	1	1	0	0	1	2						
28 Adrián González, L (1, 3) OBP: 0.407, SLG: 0.557										4	2	2	1	0	1	0						
34 David Ortiz, L (1, 10) OBP: 0.407, SLG: 0.595										4	2	2	1	1	1	3						
20 Kevin Youkilis, R (1, 5) OBP: 0.376, SLG: 0.470										4	0	1	1	0	0	3						
13 Carl Crawford, L (1, 7) OBP: 0.286, SLG: 0.400										4	1	1	0	1	2	6						
10 Marco Scutaro, R (1, 6) OBP: 0.347, SLG: 0.393										4	1	2	3	1	1	4						
3 Mike Aviles, R (9, PR) OBP: 0.279, SLG: 0.388										4	1	1	1	0	2	2						
16 Josh Reddick, L (1, 9) OBP: 0.343, SLG: 0.495										4	0	0	0	0	1	2						
39 Jarrod Saltalamacchia, S (1, 2) OBP: 0.304, SLG: 0.471										4	0	0	0	0	1	2						
Inning Stats	R: 3 H: 3 E: 0 K: 2 S: 14	H: 3 LOB: 2 BB: 0 P: 23	R: 0 H: 0 E: 0 K: 1 S: 9	H: 0 LOB: 0 BB: 0 P: 15	R: 0 H: 0 E: 0 K: 0 S: 5	H: 0 LOB: 0 BB: 0 P: 9	R: 4 H: 3 E: 0 K: 1 S: 19	H: 3 LOB: 0 BB: 1 P: 32	R: 1 H: 2 E: 0 K: 2 S: 18	H: 2 LOB: 2 BB: 1 P: 32	R: 0 H: 1 E: 0 K: 1 S: 10	H: 1 LOB: 1 BB: 0 P: 15	R: 0 H: 1 E: 0 K: 1 S: 11	H: 1 LOB: 2 BB: 1 P: 24	R: 0 H: 1 E: 0 K: 0 S: 7	H: 1 LOB: 1 BB: 0 P: 9	R: 2 H: 3 E: 0 K: 1 S: 15	H: 3 LOB: 0 BB: 0 P: 17	1B: 7 2B: 5 3B: 0 HR: 3	SF: 0 SAC: 0 DP: 1 HBP: 2	WP: 0 PB: 0 SB: 0 CS: 2	PA: 44
PITCHER	IP WLS BF H R ER SO BB IBB HBP BLK WP HR S P ERA WHIP																					
23 Brandon Morrow, R (1, 1) ERA: 5.12	4.1 23 8 8 8 5 1 0 2 0 0 2 56 95 16.61 2.077																					
33 Carlos Villanueva, R (5, 1) ERA: 4.07	1.2 6 1 0 0 2 1 0 0 0 0 0 19 31 0.00 1.200																					
51 Jesse Litsch, R (7, 1) ERA: 4.32	1.0 5 1 0 0 1 0 1 0 0 0 0 11 24 0.00 1.000																					
57 Shawn Camp, R (8, 1) ERA: 4.48	1.0 W 4 1 0 0 0 0 0 0 0 0 0 7 9 0.00 1.000																					
50 Frank Francisco, R (9, 1) ERA: 3.83	1.0 S 5 3 2 2 1 0 0 0 0 0 0 1 15 17 18.00 3.000																					
Batter	1	2	3	4	5	6	7	8	9	AB	R	H	RBI	BB	SO	LOB	BOTTOM					
5 Yunel Escobar, R (1, 6) OBP: 0.365, SLG: 0.413										4	1	1	0	1	1	3						
14 Eric Thames, L (1, 7) OBP: 0.314, SLG: 0.460										3	3	0	1	1	0	2						
19 José Bautista, R (1, 10) OBP: 0.445, SLG: 0.629										2	2	1	2	2	0	1						
10 Edwin Encarnación, R (1, 3) OBP: 0.331, SLG: 0.457										4	0	2	5	0	0	2						
2 Kelly Johnson, L (1, 4) OBP: 0.293, SLG: 0.417										5	0	0	0	0	4	4						
13 Brett Lawrie, R (1, 5) OBP: 0.400, SLG: 0.676										2	2	2	0	1	0	0						
39 Adam Loewen, L (1, 9) OBP: 0.500, SLG: 0.333										3	1	1	0	0	1	2						
9 J.P. Arencibia, R (1, 2) OBP: 0.281, SLG: 0.448										3	1	1	2	1	1	2						
25 Chris Woodward, R (8, PR) OBP: 0.349, SLG: 0.424										0	1	0	0	0	0	0						
8 José Molina, R (9, 2) OBP: 0.349, SLG: 0.424										0	0	0	0	0	0	0						
18 Mike McCoy, R (1, 8) OBP: 0.327, SLG: 0.272										2	0	0	0	0	0	0						
3 Dewayne Wise, L (6, PH) OBP: 0.240, SLG: 0.286										2	0	0	0	0	1	5						
Inning Stats	R: 1 H: 0 E: 0 K: 1 S: 9	H: 2 LOB: 0 BB: 0 P: 19	R: 2 H: 1 E: 0 K: 2 S: 11	H: 1 LOB: 1 BB: 1 P: 22	R: 0 H: 0 E: 0 K: 0 S: 8	H: 0 LOB: 0 BB: 0 P: 11	R: 0 H: 1 E: 0 K: 2 S: 12	H: 2 LOB: 2 BB: 0 P: 19	R: 1 H: 2 E: 0 K: 0 S: 11	H: 2 LOB: 1 BB: 0 P: 19	R: 5 H: 2 E: 0 K: 3 S: 22	H: 2 LOB: 1 BB: 3 P: 45	R: 2 H: 3 E: 0 K: 1 S: 15	H: 3 LOB: 0 BB: 0 P: 17	1B: 4 2B: 3 3B: 0 HR: 1	SF: 1 SAC: 0 DP: 0 HBP: 4	WP: 2 PB: 1 SB: 3 CS: 1	PA: 42				
PITCHER	IP WLS BF H R ER SO BB IBB HBP BLK WP HR S P ERA WHIP																					
49 Tim Wakefield, R (1, 1) ERA: 5.63	5.0 22 3 5 4 3 3 0 2 0 0 0 2 1 48 92 7.20 1.200																					
46 Franklin Morales, L (6, 1) ERA: 3.69	0.1 H 3 1 0 0 1 0 0 0 1 0 0 0 6 9 0.00 3.000																					
35 Dan Wheeler, R (6, 1) ERA: 4.36	1.1 H 6 2 1 1 1 0 0 0 0 0 0 0 16 26 6.75 1.500																					
51 Daniel Bard, R (7, 1) ERA: 2.76	1.0 L 8 1 5 5 2 3 0 0 1 0 0 0 0 17 36 45.00 4.000																					
32 Matt Albers, R (8, 1) ERA: 4.53	0.1 2 1 0 0 1 0 0 0 0 0 0 0 6 12 0.00 3.000																					

Boston Red Sox @ Toronto Blue Jays
Rogers Centre, Toronto, ON
Wed Sep 07 2011, 7:10 PM - 11:09 PM EDT
Att: 16,154 - Cloudy - 64 F

AB 38
R 10
H 14
RBI 10
BB 3
SO 9
LOB 22



Boston Red Sox @ Toronto Blue Jays
Rogers Centre, Toronto, ON
Wed Sep 07 2011, 7:10 PM - 11:09 PM EDT
Att: 16,154 - Cloudy - 64 F

AB 30
R 11
H 8
RBI 10
BB 6
SO 8
LOB 21



Batter	1	2	3	4	5	6	7	8	9	AB	R	H	RBI	BB	SO	LOB	TOP																
38 Matt Angle, L OBP: 0.226, SLG: 0.211										5	0	2	1	0	0	1																	
11 Robert Andino, R OBP: 0.329, SLG: 0.339										4	1	1	0	0	0	1																	
21 Nick Markakis, L OBP: 0.346, SLG: 0.403										4	1	1	0	0	0	1																	
27 Vladimir Guerrero, R OBP: 0.316, SLG: 0.416										4	1	3	1	0	0	0																	
19 Chris Davis, L OBP: 0.291, SLG: 0.383										3	0	2	2	1	1	1																	
25 Josh Bell, S OBP: 0.241, SLG: 0.180										4	0	1	0	0	2	4																	
51 Kyle Hudson, L OBP: 0.176, SLG: 0.176										4	1	1	0	0	0	1	AB 35 R 4 H 12 RBI 4 BB 1 SO 7 LOB 10																
61 Pedro Florimón, S (1, 6)										3	0	0	0	0	3	0																	
15 Craig Tatum, R OBP: 0.265, SLG: 0.250										4	0	1	0	0	1	1																	
Inning Stats	R: 1 H: 3 E: 0 K: 1 S: 12	H: 3 R: 0 LOB: 2 BB: 0 P: 16	R: 1 H: 2 E: 1 K: 1 S: 10	H: 2 R: 0 LOB: 0 BB: 1 P: 16	R: 1 H: 3 E: 0 K: 0 S: 12	H: 3 R: 0 LOB: 2 BB: 0 P: 17	R: 0 H: 0 E: 0 K: 1 S: 10	H: 0 R: 0 LOB: 0 BB: 0 P: 14	R: 0 H: 1 E: 0 K: 0 S: 6	H: 0 R: 0 LOB: 1 BB: 0 P: 7	R: 0 H: 0 E: 0 K: 0 S: 11	H: 0 R: 0 LOB: 0 BB: 0 P: 15	R: 0 H: 0 E: 0 K: 1 S: 6	H: 0 R: 0 LOB: 0 BB: 0 P: 8	R: 1 H: 2 E: 0 K: 2 S: 12	H: 2 R: 0 LOB: 1 BB: 0 P: 14	R: 0 H: 1 E: 1 K: 1 S: 10	H: 1 R: 0 LOB: 1 BB: 0 P: 13	1B: 9 2B: 3 3B: 0 HR: 0	SF: 0 SAC: 1 DP: 1 HBP: 0	WP: 0 PB: 0 SB: 0 CS: 1	PA: 38											
PITCHER	IP WLS BF H R ER SO BB IBB HBP BLK WP HR S P ERA WHIP																																
37 Henderson Alvarez III, R ERA: 3.09	7.0	28	9	3	3	4	1	0	0	0	0	0	0	67	93	3.86	1.429																
51 Jesse Litsch, R ERA: 4.33	2.0	9	3	1	1	3	0	0	0	0	0	0	0	22	27	4.50	1.500																

Baltimore Orioles @ Toronto Blue Jays
Rogers Centre, Toronto, ON
Sat Sep 10 2011, 1:10 PM - 3:54 PM EDT
Att: 17,742 - Sunny - 70 F

AB 35
R 4
H 12
RBI 4
BB 1
SO 7
LOB 10



Batter	1	2	3	4	5	6	7	8	9	AB	R	H	RBI	BB	SO	LOB	BOTTOM																
5 Yunel Escobar, R OBP: 0.369, SLG: 0.413										0	1	0	0	1	0	0																	
18 Mike McCoy, R OBP: 0.316, SLG: 0.258										2	0	0	0	0	0	0																	
9 J.P. Arencibia, R OBP: 0.281, SLG: 0.452										1	0	1	1	0	0	0																	
14 Eric Thames, L OBP: 0.395, SLG: 0.457										4	0	0	0	0	0	1																	
19 José Bautista, R OBP: 0.444, SLG: 0.629										4	1	2	2	0	0	0																	
26 Adam Lind, L OBP: 0.296, SLG: 0.441										4	0	0	0	0	1	1																	
20 Mark Teahen, L OBP: 0.256, SLG: 0.299										2	0	0	0	0	1	1																	
30 David Cooper, L OBP: 0.271, SLG: 0.325										2	0	0	0	0	1	0																	
13 Brett Lawrie, R OBP: 0.397, SLG: 0.678										4	1	1	1	0	1	0																	
2 Kelly Johnson, L OBP: 0.293, SLG: 0.411										2	1	0	0	2	1	1	AB 31 R 5 H 5 RBI 4 BB 4 SO 6 LOB 7																
8 José Molina, R OBP: 0.353, SLG: 0.422										3	0	1	0	1	1	1																	
25 Chris Woodward, R (9, PR)										0	1	0	0	0	0	0																	
3 Dewayne Wise, L OBP: 0.232, SLG: 0.277										3	0	0	0	0	0	2																	
39 Adam Loewen, L OBP: 0.600, SLG: 0.333										0	0	0	0	0	0	0																	
Inning Stats	R: 2 H: 1 E: 0 K: 1 S: 15	H: 1 R: 0 LOB: 1 BB: 1 P: 27	R: 1 H: 1 E: 0 K: 0 S: 7	H: 1 R: 0 LOB: 2 BB: 1 P: 20	R: 0 H: 1 E: 1 K: 1 S: 9	H: 1 R: 0 LOB: 1 BB: 0 P: 15	R: 0 H: 0 E: 0 K: 1 S: 10	H: 0 R: 0 LOB: 1 BB: 1 P: 18	R: 0 H: 0 E: 0 K: 0 S: 8	H: 0 R: 0 LOB: 0 BB: 0 P: 15	R: 0 H: 0 E: 0 K: 0 S: 12	H: 0 R: 0 LOB: 0 BB: 0 P: 16	R: 0 H: 0 E: 0 K: 1 S: 7	H: 0 R: 0 LOB: 0 BB: 0 P: 9	R: 0 H: 0 E: 0 K: 0 S: 6	H: 0 R: 0 LOB: 0 BB: 0 P: 11	R: 2 H: 2 E: 0 K: 2 S: 14	H: 2 R: 0 LOB: 2 BB: 1 P: 27	1B: 3 2B: 0 3B: 0 HR: 2	SF: 0 SAC: 0 DP: 0 HBP: 2	WP: 1 PB: 0 SB: 1 CS: 2	PA: 38											
PITCHER	IP WLS BF H R ER SO BB IBB HBP BLK WP HR S P ERA WHIP																																
54 Rick Van Den Hurk, R ERA: 6.0	2.1	12	3	3	3	1	2	0	0	0	0	0	0	25	53	11.57	2.143																
58 Zach Phillips, L ERA: 5.19	1.2	6	0	0	0	2	1	0	0	0	0	0	0	16	27	0.00	0.600																
36 Chris Jakubauskas, R ERA: 3.33	1.0	3	0	0	0	0	0	0	0	0	0	0	0	8	15	0.00	0.000																
40 Troy Patton, L ERA: 4.05	2.1	8	0	0	0	1	0	0	0	0	0	0	0	20	27	0.00	0.000																
50 Willie Eyre, R ERA: 4.05	0.1	H	1	0	0	0	0	0	0	0	0	0	0	3	5	0.00	0.000																
57 Clay Rapada, L ERA: 6.28	0.1	L	5	2	2	2	1	0	1	0	0	0	0	11	24	54.00	9.000																
63 Kevin Gregg, R ERA: 4.45	0.1	L	5	2	2	2	1	0	1	0	0	0	0	11	24	54.00	9.000																

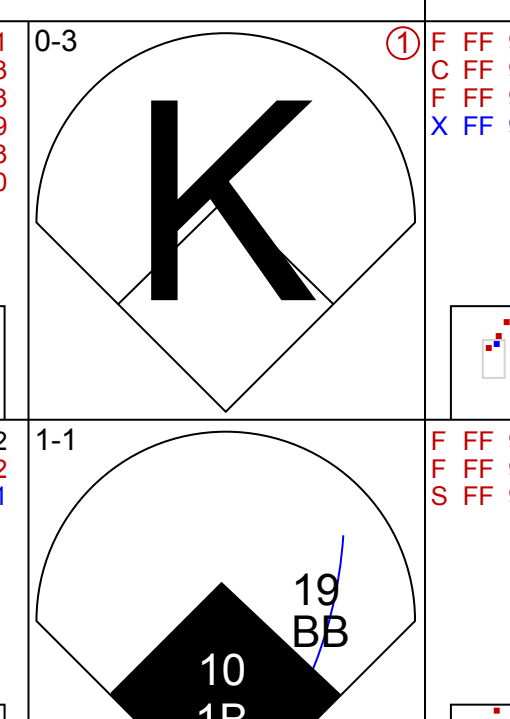
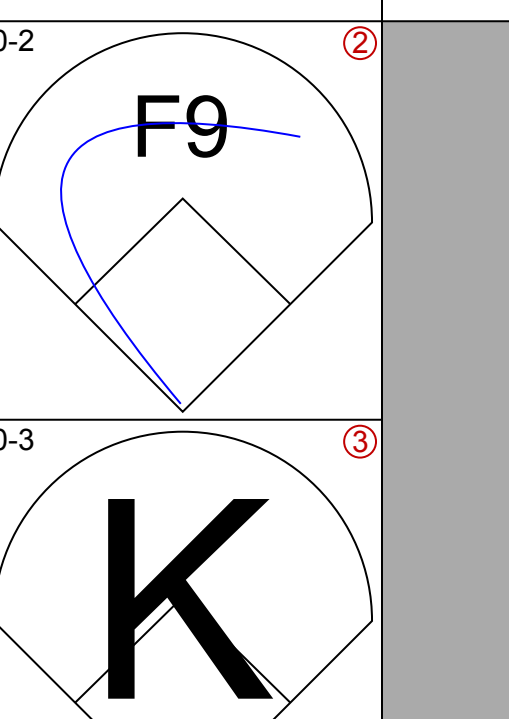
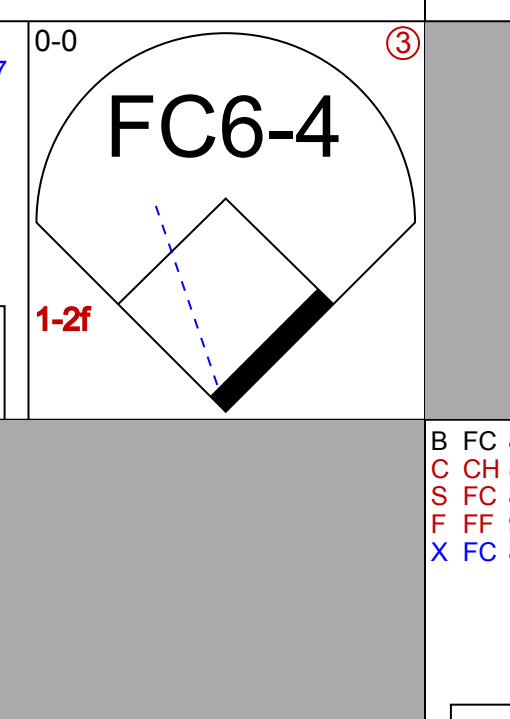
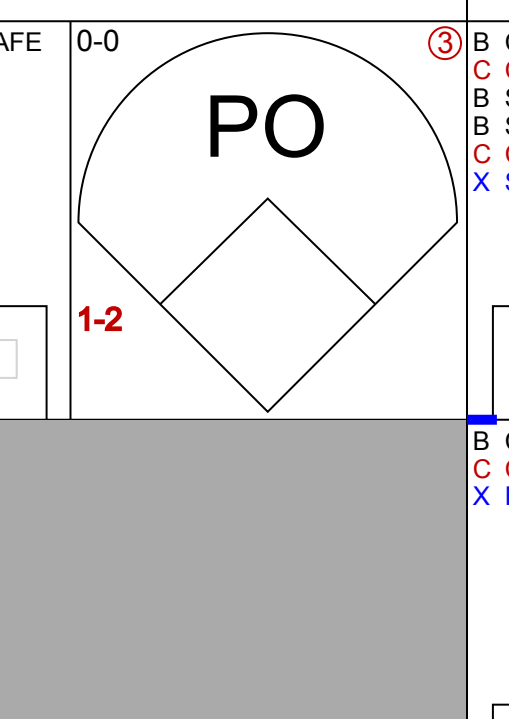
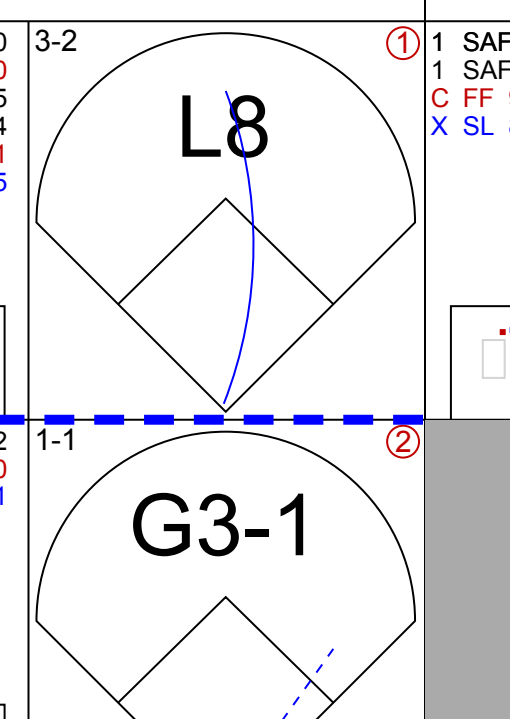
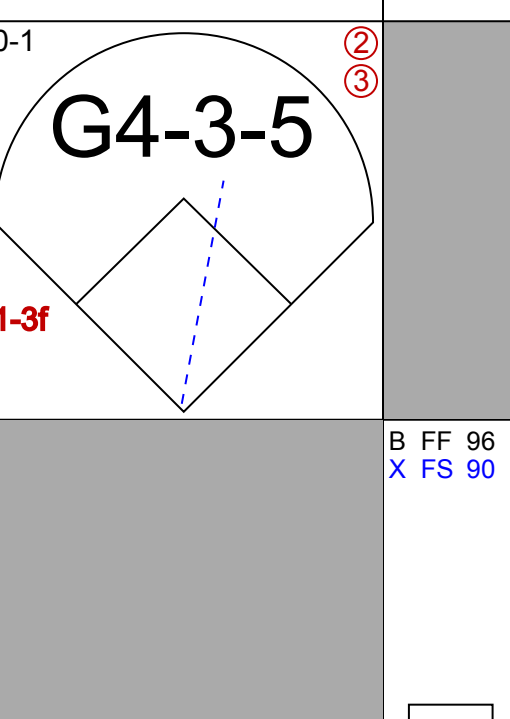
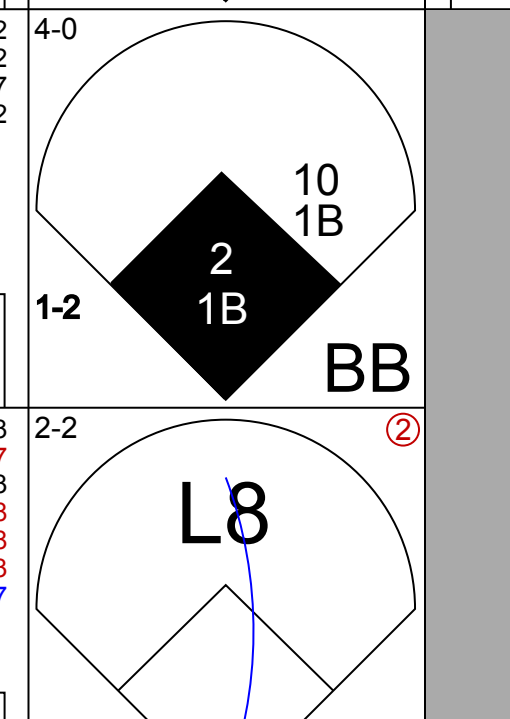
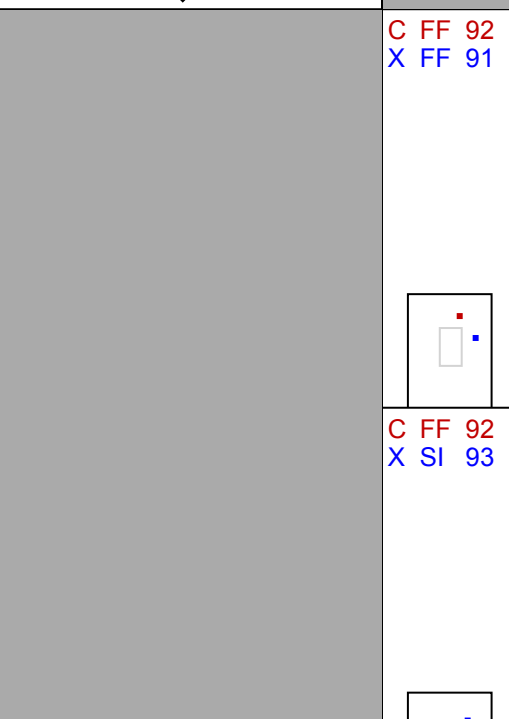
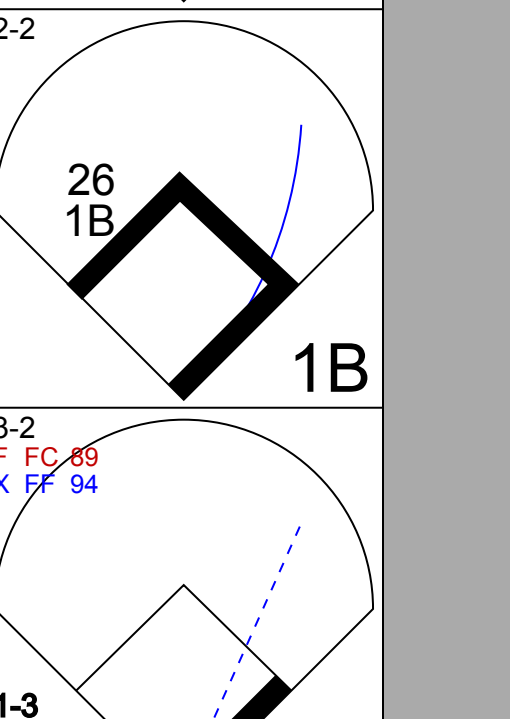
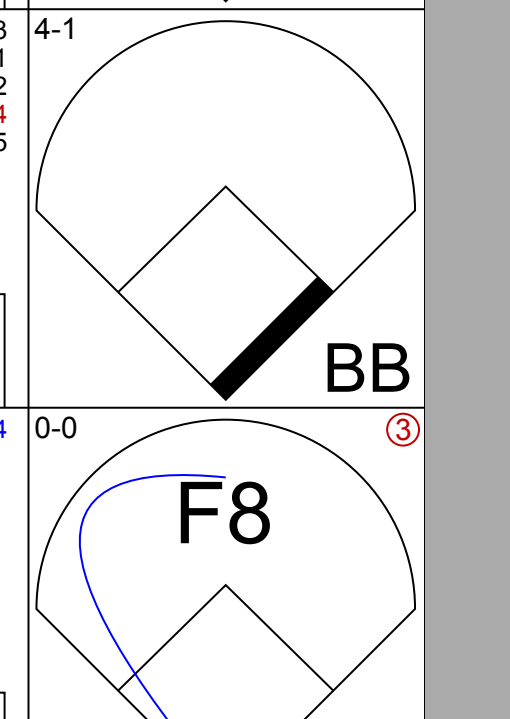
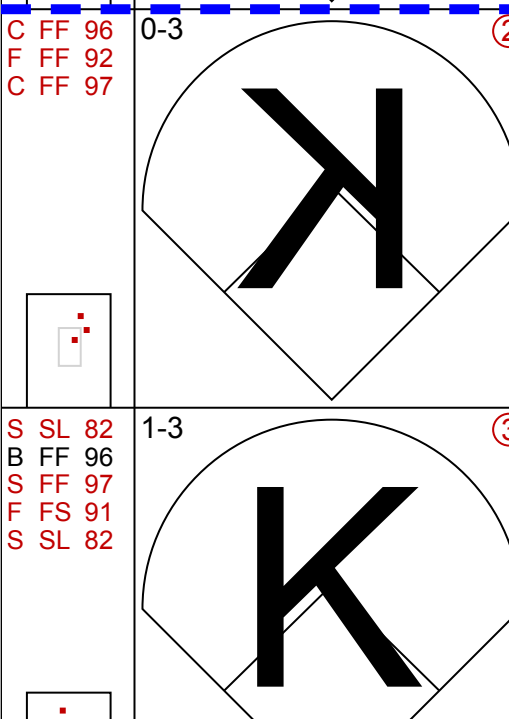
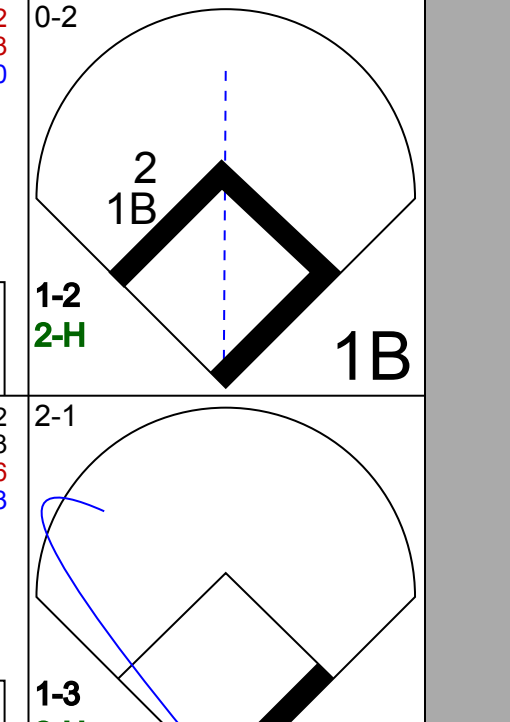
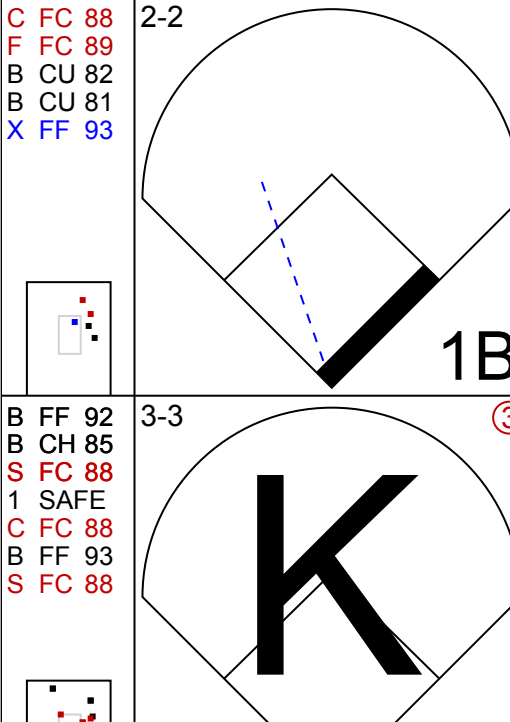
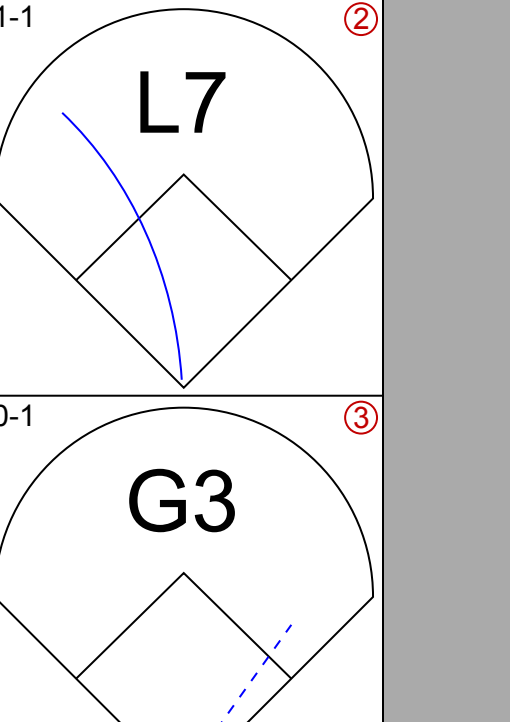

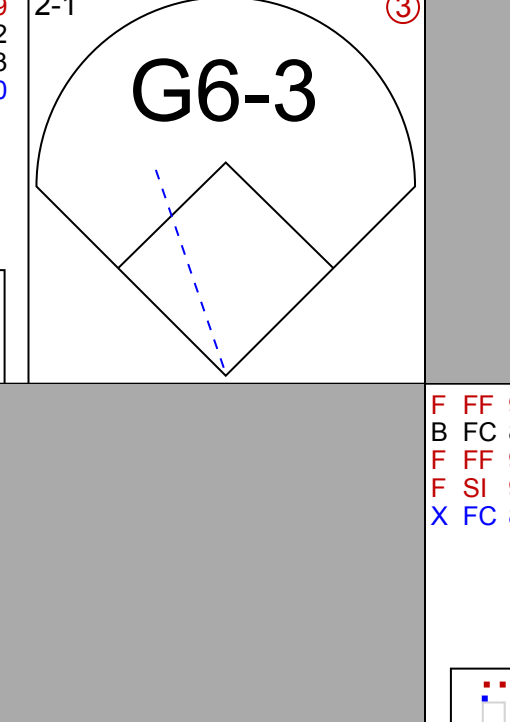





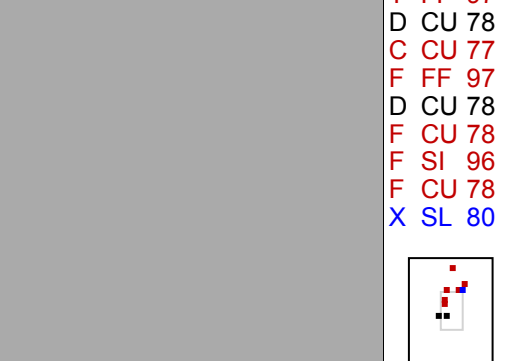
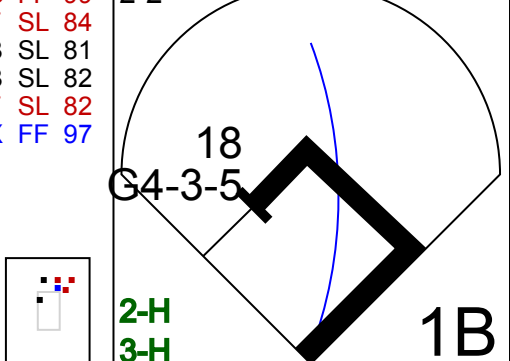
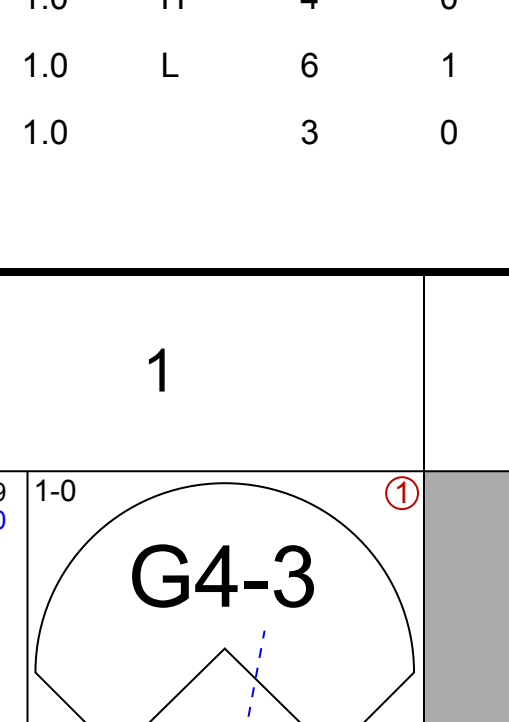
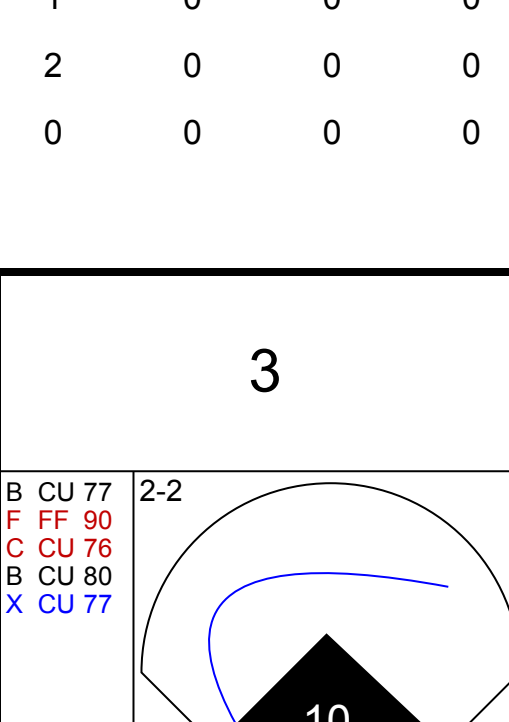
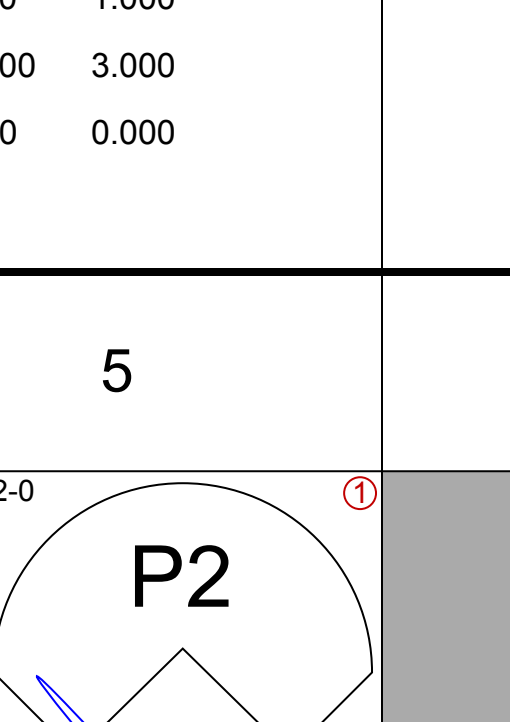
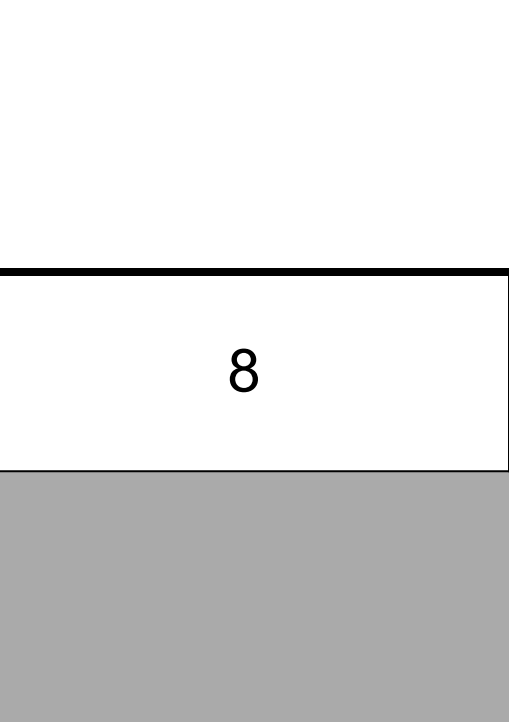
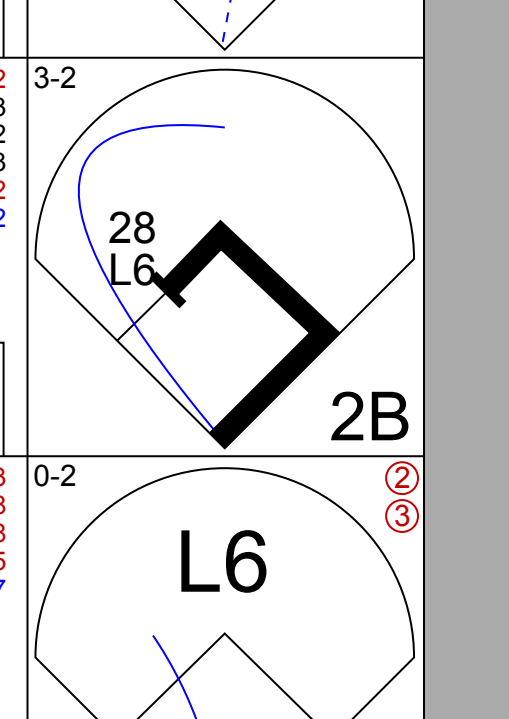
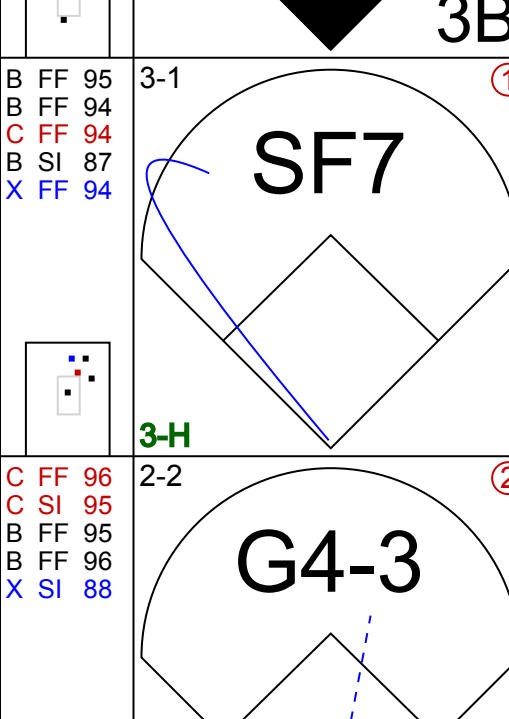
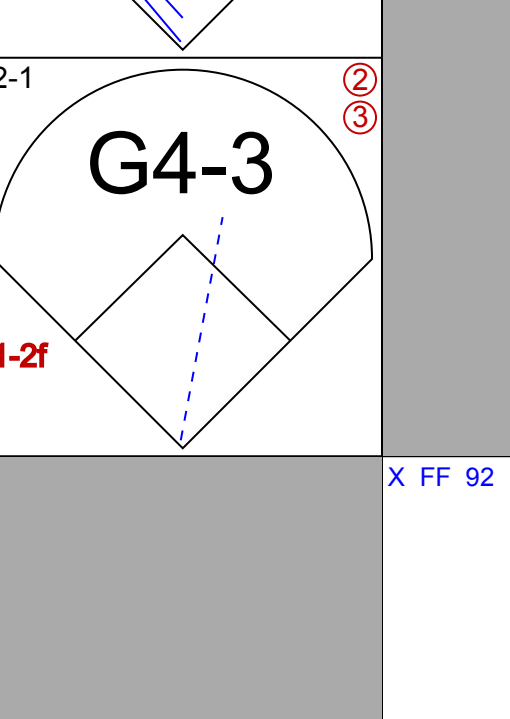
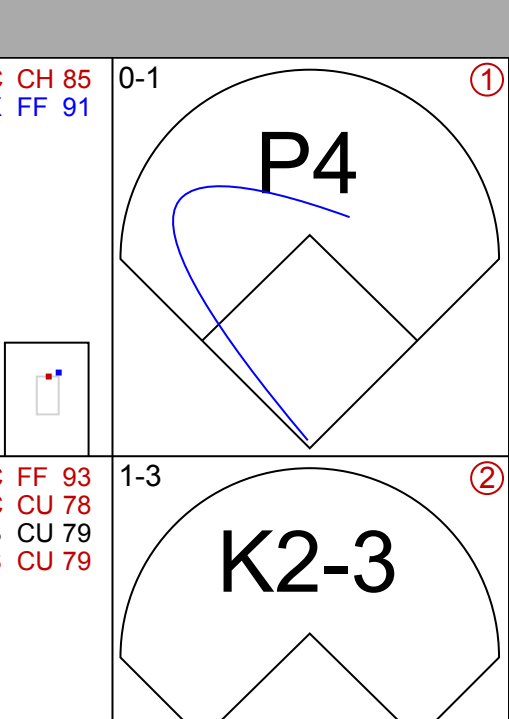
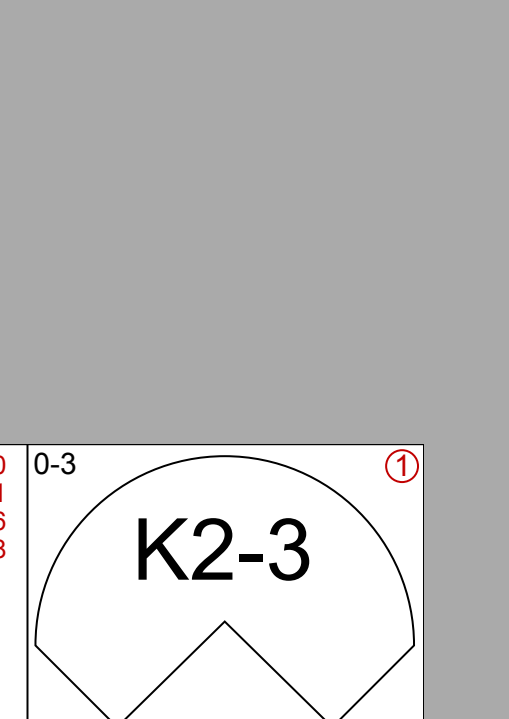
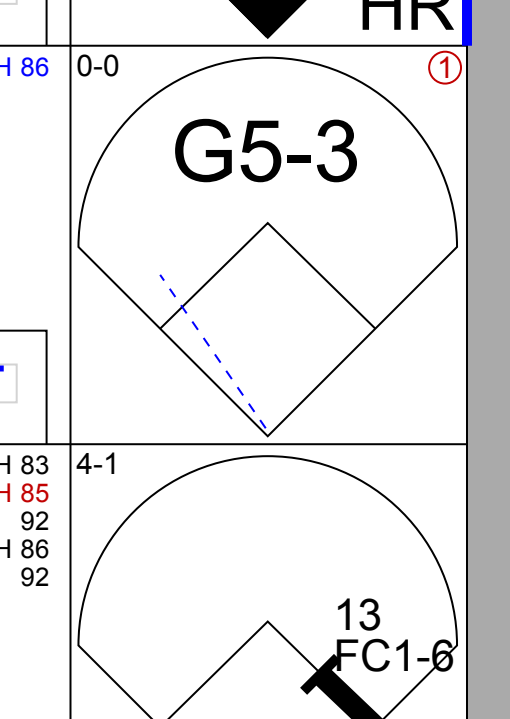
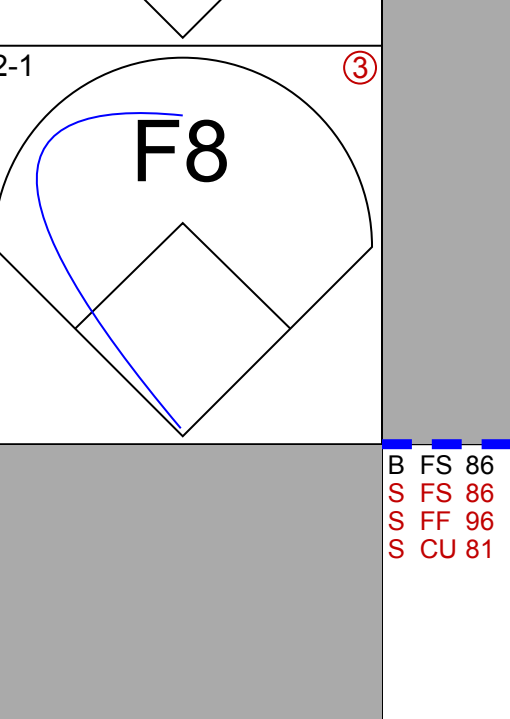
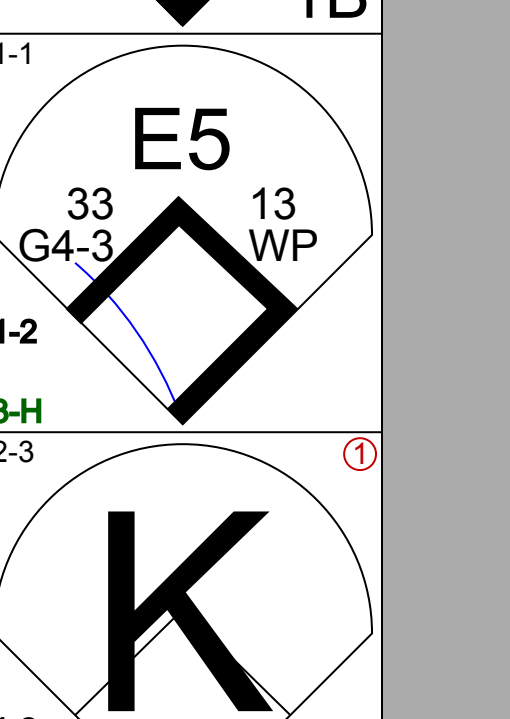
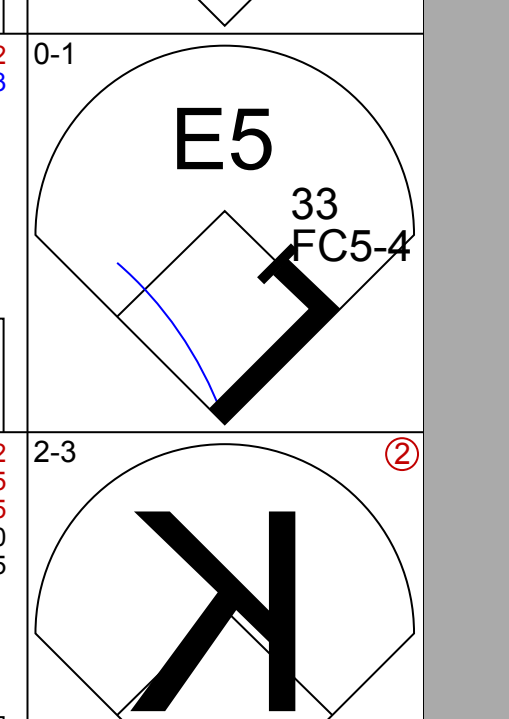
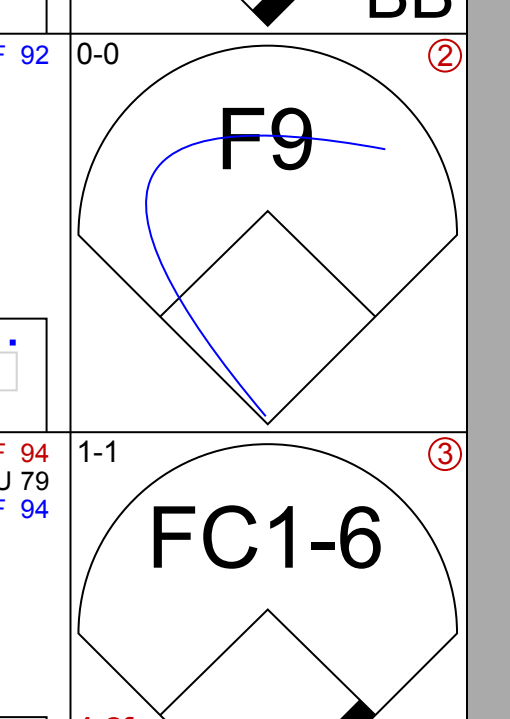
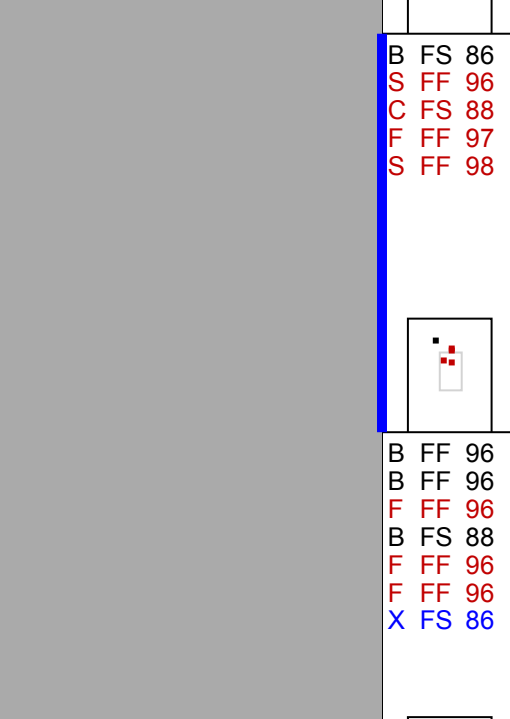
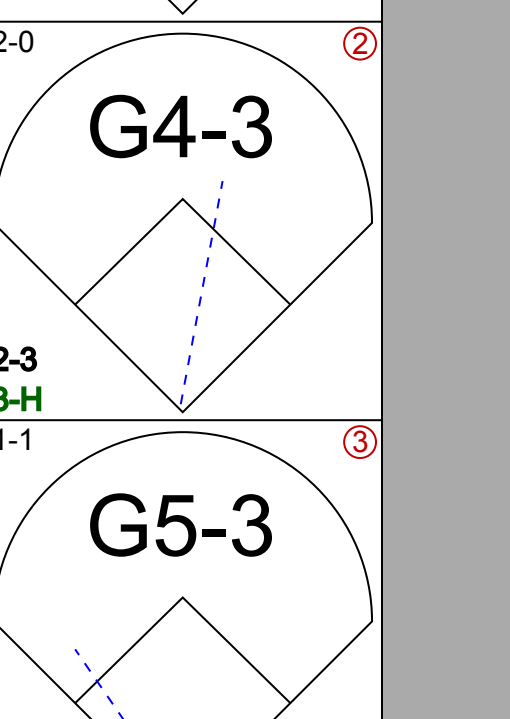
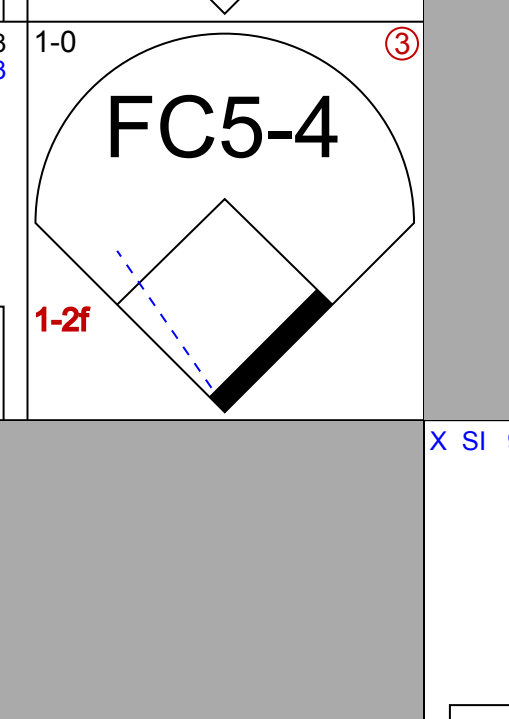
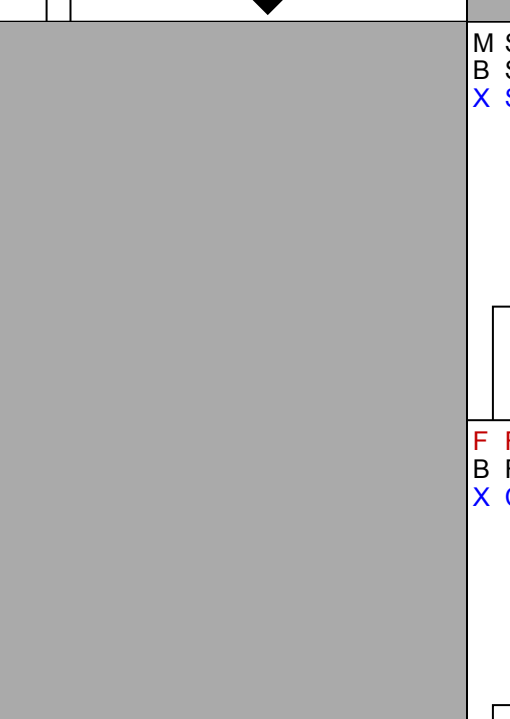

Baltimore Orioles @ Toronto Blue Jays
Rogers Centre, Toronto, ON
Sat Sep 10 2011, 1:10 PM - 3:54 PM EDT
Att: 17,742 - Sunny - 70 F

AB 31
R 5
H 5
RBI 4
BB 4
SO 6
LOB 7



Batter	1	2	3	4	5	6	7	8	9	AB	R	H	RBI	BB	SO	LOB	TOP							
38 Matt Angle, L (1.8) OBP: 0.261, SLG: 0.220										3	2	1	1	2	0	2	<p>Baltimore Orioles @ Toronto Blue Jays Rogers Centre, Toronto, ON Sun Sep 11 2011, 1:10 PM - 4:10 PM EDT Att: 14,235 - Cloudy - 70 F</p>							
2 J.J. Hardy, R (1.6) OBP: 0.302, SLG: 0.483										4	0	0	0	1	0	5								
21 Nick Markakis, L (1.9) OBP: 0.348, SLG: 0.406										4	0	2	2	1	0	3								
27 Vladimir Guerrero, R (1.10) OBP: 0.315, SLG: 0.414										3	0	0	1	1	0	2								
32 Matt Wieters, S (1.2) OBP: 0.321, SLG: 0.429										5	0	0	1	0	1	3								
12 Mark Reynolds, R (1.3) OBP: 0.322, SLG: 0.471										4	0	0	0	1	1	2								
51 Kyle Hudson, L (0.9, PR) OBP: 0.176, SLG: 0.176										0	0	0	0	0	0	0								
19 Chris Davis, L (1.5) OBP: 0.301, SLG: 0.390										3	2	1	0	2	2	1								
14 Nolan Reimold, R (1.7) OBP: 0.320, SLG: 0.416										3	1	2	0	1	0	0								
11 Robert Andino, R (1.4) OBP: 0.329, SLG: 0.338										4	0	1	0	0	1	4								
Inning Stats	R: 1 E: 0 K: 0 S: 10	H: 0 LOB: 1 BB: 2 P: 21	R: 1 E: 0 K: 0 S: 20	H: 3 LOB: 3 BB: 1 P: 35	R: 0 E: 0 K: 0 S: 5	H: 0 LOB: 0 BB: 0 P: 7	R: 2 E: 0 K: 1 S: 15	H: 1 LOB: 2 BB: 3 P: 35	R: 0 E: 0 K: 0 S: 13	H: 2 LOB: 2 BB: 0 P: 18	R: 1 E: 0 K: 1 S: 12	H: 1 LOB: 2 BB: 2 P: 23	R: 0 E: 0 K: 1 S: 9	H: 0 LOB: 0 BB: 0 P: 17	R: 0 E: 0 K: 0 S: 7	H: 0 LOB: 0 BB: 0 P: 8	R: 0 E: 0 K: 2 S: 9	H: 0 LOB: 1 BB: 1 P: 15	1B: 5 2B: 2 3B: 0 HR: 0	SF: 1 SAC: 0 DP: 0 HBP: 0	WP: 1 PB: 0 SB: 2 CS: 0	PA: 43		
PITCHER	IP WLS BF H R ER SO BB IBB HBP BLK WP HR S P ERA WHIP	IP WLS BF H R ER SO BB IBB HBP BLK WP HR S P ERA WHIP	IP WLS BF H R ER SO BB IBB HBP BLK WP HR S P ERA WHIP	IP WLS BF H R ER SO BB IBB HBP BLK WP HR S P ERA WHIP	IP WLS BF H R ER SO BB IBB HBP BLK WP HR S P ERA WHIP	IP WLS BF H R ER SO BB IBB HBP BLK WP HR S P ERA WHIP	IP WLS BF H R ER SO BB IBB HBP BLK WP HR S P ERA WHIP	IP WLS BF H R ER SO BB IBB HBP BLK WP HR S P ERA WHIP	IP WLS BF H R ER SO BB IBB HBP BLK WP HR S P ERA WHIP	IP WLS BF H R ER SO BB IBB HBP BLK WP HR S P ERA WHIP	IP WLS BF H R ER SO BB IBB HBP BLK WP HR S P ERA WHIP	IP WLS BF H R ER SO BB IBB HBP BLK WP HR S P ERA WHIP	IP WLS BF H R ER SO BB IBB HBP BLK WP HR S P ERA WHIP	IP WLS BF H R ER SO BB IBB HBP BLK WP HR S P ERA WHIP	IP WLS BF H R ER SO BB IBB HBP BLK WP HR S P ERA WHIP	IP WLS BF H R ER SO BB IBB HBP BLK WP HR S P ERA WHIP	IP WLS BF H R ER SO BB IBB HBP BLK WP HR S P ERA WHIP	IP WLS BF H R ER SO BB IBB HBP BLK WP HR S P ERA WHIP	IP WLS BF H R ER SO BB IBB HBP BLK WP HR S P ERA WHIP	IP WLS BF H R ER SO BB IBB HBP BLK WP HR S P ERA WHIP	IP WLS BF H R ER SO BB IBB HBP BLK WP HR S P ERA WHIP	IP WLS BF H R ER SO BB IBB HBP BLK WP HR S P ERA WHIP	IP WLS BF H R ER SO BB IBB HBP BLK WP HR S P ERA WHIP	IP WLS BF H R ER SO BB IBB HBP BLK WP HR S P ERA WHIP
29 Dustin McGowan, R (1.1) ERA: 9.0	3.0	17	3	4	4	0	5	0	0	0	0	0	0	1	0	39	75	12.00	2.667					
33 Carlos Villanueva, R (4.1) ERA: 3.99	2.0	10	3	0	0	1	0	1	0	0	0	0	0	0	0	24	41	0.00	1.500					
57 Shawn Camp, R (6.1) ERA: 4.52	1.0	6	1	1	1	1	1	1	0	0	0	0	0	0	12	23	9.00	2.000						
34 Joel Carreno, R (7.1) ERA: 0.9	1.0	W	3	0	0	0	0	0	0	0	0	0	0	0	9	17	0.00	0.000						
44 Casey Janssen, R (8.1) ERA: 2.02	1.0	H	3	0	0	0	0	0	0	0	0	0	0	0	7	8	0.00	0.000						

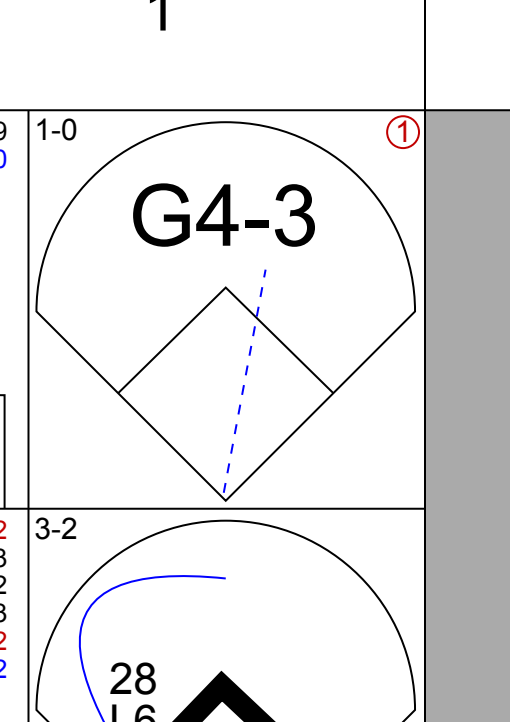
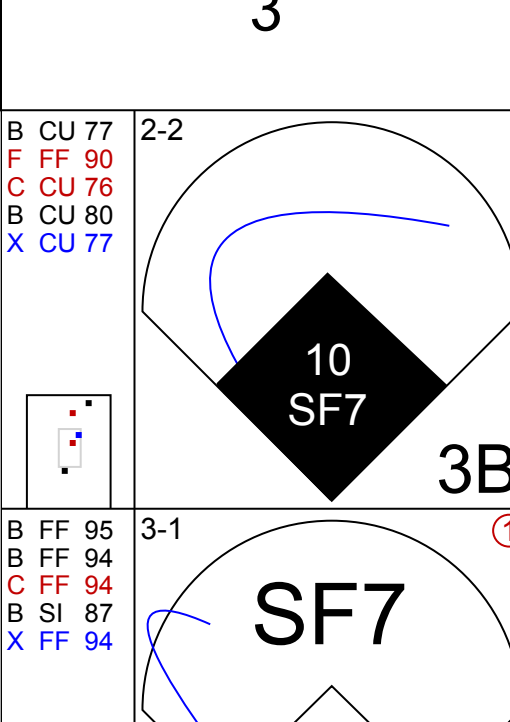
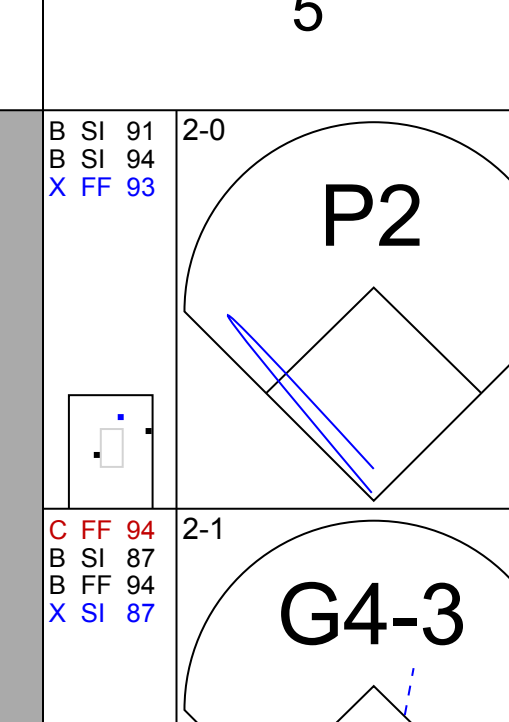
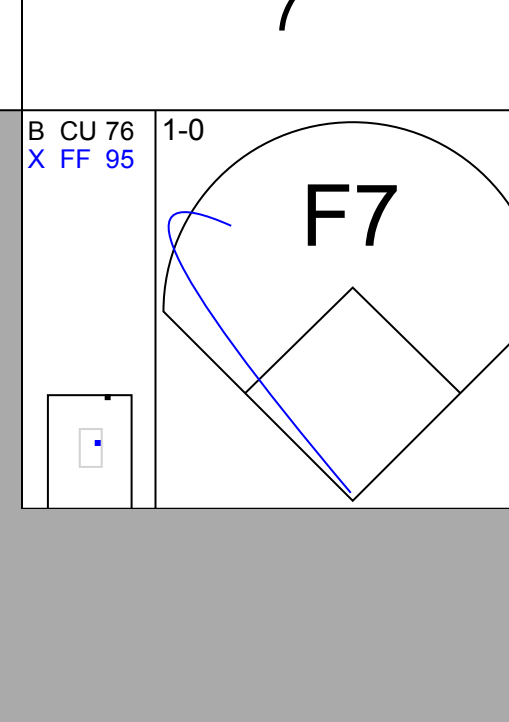
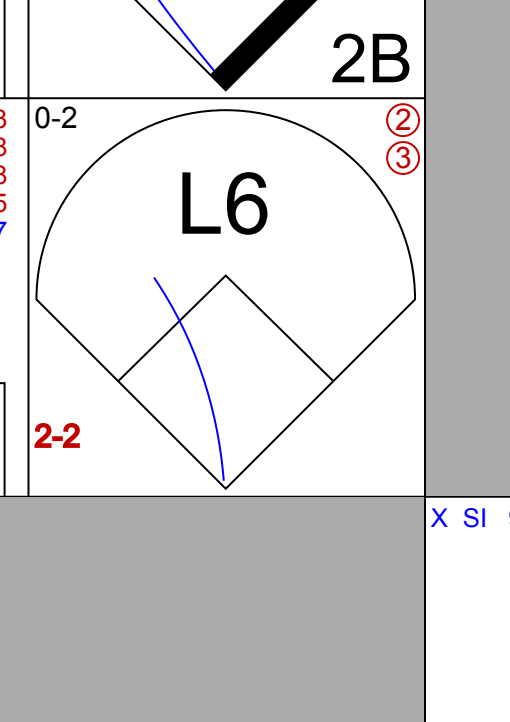
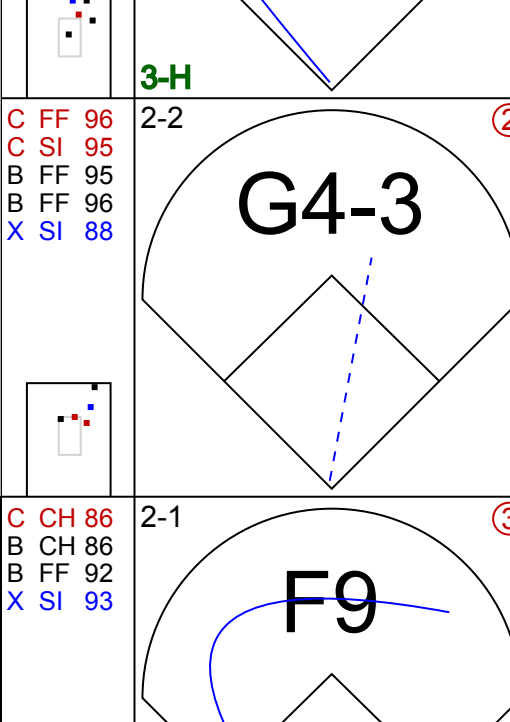

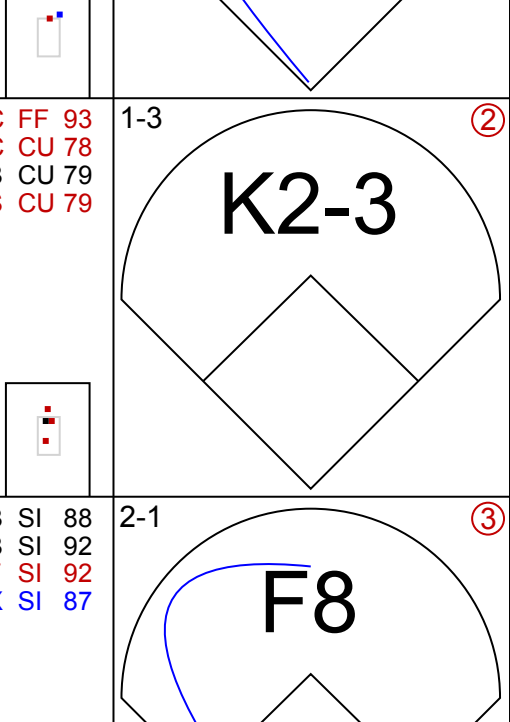
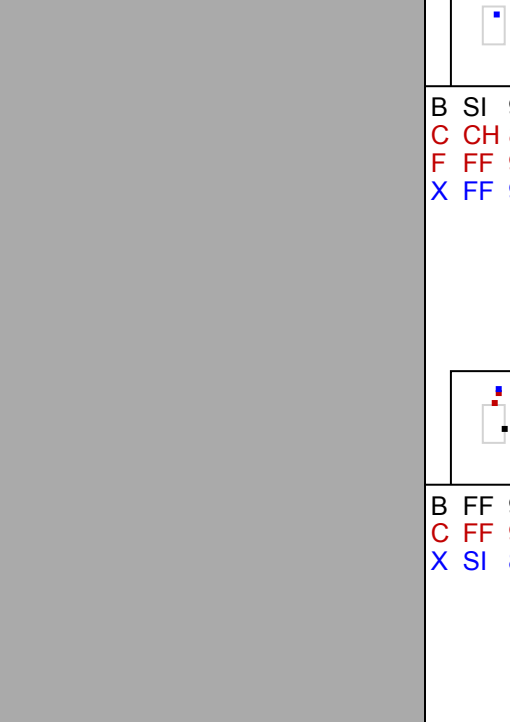



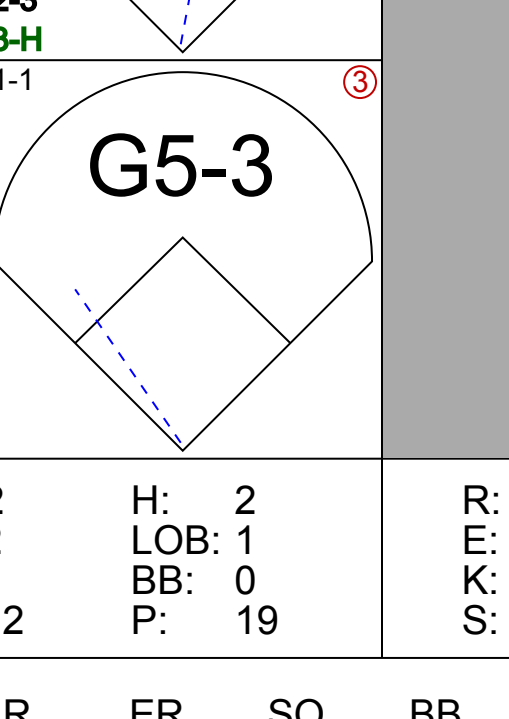

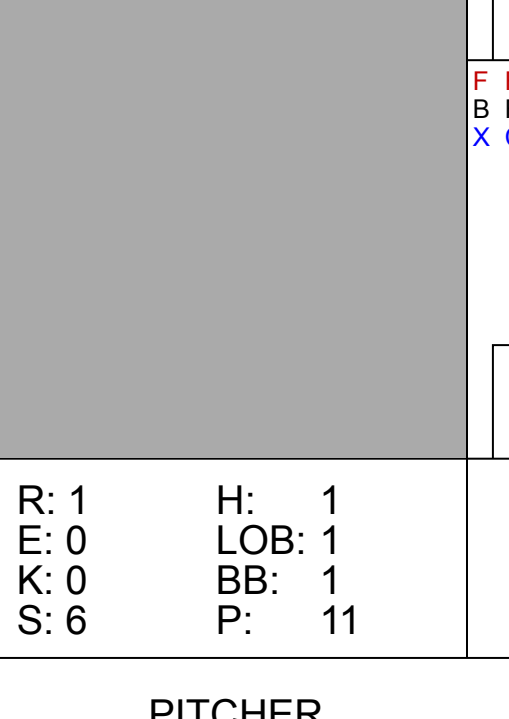





Batter	1	2	3	4	5	6	7	8	9	AB	R	H	RBI	BB	SO	LOB	BOTTOM							
18 Mike McCoy, R (1.6) OBP: 0.323, SLG: 0.274										3	3	2	0	0	0	0	<p>Baltimore Orioles @ Toronto Blue Jays Rogers Centre, Toronto, ON Sun Sep 11 2011, 1:10 PM - 4:10 PM EDT Att: 14,235 - Cloudy - 70 F</p>							
14 Eric Thames, L (1.7) OBP: 0.311, SLG: 0.457										4	1	2	0	0	0	2								
19 José Bautista, R (1.9) OBP: 0.443, SLG: 0.627										3	0	1	2	0	0	2								
26 Adam Lind, L (1.10) OBP: 0.296, SLG: 0.439										4	0	1	1	0	0	3								
13 Brett Lawrie, R (1.5) OBP: 0.386, SLG: 0.656										4	0	0	1	0	0	2								
2 Kelly Johnson, L (1.4) OBP: 0.290, SLG: 0.408										4	0	0	0	0	2	1								
30 David Cooper, L (1.3) OBP: 0.288, SLG: 0.395										3	1	1	1	1	1	0								
9 J.P. Arencibia, R (1.2) OBP: 0.278, SLG: 0.447										4	0	0	0	0	1	1								
39 Adam Loewen, L (1.8) OBP: 0.625, SLG: 1.000										3	1	2	1	0	1	0								
3 Dewayne Wise, L (8.8) OBP: 0.232, SLG: 0.277										0	0	0	0	0	0	0								
Inning Stats	R: 2 E: 1 K: 1 S: 18	H: 2 LOB: 1 BB: 0 P: 27	R: 0 E: 0 K: 1 S: 9	H: 0 LOB: 0 BB: 0 P: 12	R: 1 E: 0 K: 0 S: 9	H: 2 LOB: 1 BB: 0 P: 12	R: 0 E: 0 K: 2 S: 7	H: 0 LOB: 0 BB: 0 P: 11	R: 0 E: 0 K: 0 S: 7	H: 1 LOB: 1 BB: 0 P: 10	R: 0 E: 0 K: 1 S: 6	H: 0 LOB: 0 BB: 0 P: 9	R: 3 E: 0 K: 0 S: 15	H: 4 LOB: 1 BB: 0 P: 21	R: 0 E: 0 K: 0 S: 8	H: 0 LOB: 1 BB: 1 P: 17	R: 0 E: 0 K: 2 S: 9	H: 0 LOB: 1 BB: 1 P: 15	1B: 6 2B: 1 3B: 0 HR: 2	SF: 1 SAC: 1 DP: 0 HBP: 0	WP: 1 PB: 0 SB: 0 CS: 0	PA: 35		
PITCHER	IP WLS BF H R ER SO BB IBB HBP BLK WP HR S P ERA WHIP	IP WLS BF H R ER SO BB IBB HBP BLK WP HR S P ERA WHIP	IP WLS BF H R ER SO BB IBB HBP BLK WP HR S P ERA WHIP	IP WLS BF H R ER SO BB IBB HBP BLK WP HR S P ERA WHIP	IP WLS BF H R ER SO BB IBB HBP BLK WP HR S P ERA WHIP	IP WLS BF H R ER SO BB IBB HBP BLK WP HR S P ERA WHIP	IP WLS BF H R ER SO BB IBB HBP BLK WP HR S P ERA WHIP	IP WLS BF H R ER SO BB IBB HBP BLK WP HR S P ERA WHIP	IP WLS BF H R ER SO BB IBB HBP BLK WP HR S P ERA WHIP	IP WLS BF H R ER SO BB IBB HBP BLK WP HR S P ERA WHIP	IP WLS BF H R ER SO BB IBB HBP BLK WP HR S P ERA WHIP	IP WLS BF H R ER SO BB IBB HBP BLK WP HR S P ERA WHIP	IP WLS BF H R ER SO BB IBB HBP BLK WP HR S P ERA WHIP	IP WLS BF H R ER SO BB IBB HBP BLK WP HR S P ERA WHIP	IP WLS BF H R ER SO BB IBB HBP BLK WP HR S P ERA WHIP	IP WLS BF H R ER SO BB IBB HBP BLK WP HR S P ERA WHIP	IP WLS BF H R ER SO BB IBB HBP BLK WP HR S P ERA WHIP	IP WLS BF H R ER SO BB IBB HBP BLK WP HR S P ERA WHIP	IP WLS BF H R ER SO BB IBB HBP BLK WP HR S P ERA WHIP	IP WLS BF H R ER SO BB IBB HBP BLK WP HR S P ERA WHIP	IP WLS BF H R ER SO BB IBB HBP BLK WP HR S P ERA WHIP	IP WLS BF H R ER SO BB IBB HBP BLK WP HR S P ERA WHIP	IP WLS BF H R ER SO BB IBB HBP BLK WP HR S P ERA WHIP	IP WLS BF H R ER SO BB IBB HBP BLK WP HR S P ERA WHIP
29 Tommy Hunter, R (1.1) ERA: 5.32	6.1	L	29	6	4	0	0	0	0	0	0	0	0	0	0	2	68	5.68	1.421					
50 Willie Eyre, R (7.1) ERA: 3.95	0.1	1	0	0	0	0	0	0	0	0	0	0	0	0	2	3	0.00	0.000						
57 Clay Rapada, L (7.1) ERA: 6.14	0.1	1	0	0	0	0	0	0	0	0	0	0	0	1	1	0.00	0.000							
35 Brad Bergesen, R (8.1) ERA: 5.22	1.0	4	0	0	0	0	1	0	0	0	0	0												

Batter	1	2	3	4	5	6	7	8	9	AB	R	H	RBI	BB	SO	LOB	TOP		
18 Mike McCoy, R OBP: 0.304, SLG: 0.255										5	0	0	0	0	1	3			
14 Eric Thames, L OBP: 0.314, SLG: 0.457										5	1	1	0	0	1	1			
19 José Bautista, R OBP: 0.444, SLG: 0.628										3	1	1	0	2	1	0			
26 Adam Lind, L OBP: 0.295, SLG: 0.437										5	0	1	0	0	1	3			
10 Edwin Encarnación, R OBP: 0.337, SLG: 0.464										3	1	2	1	1	0	2			
2 Kelly Johnson, L OBP: 0.292, SLG: 0.408										3	1	1	1	1	1	3			
13 Brett Lawrie, R OBP: 0.378, SLG: 0.629										2	0	0	0	0	0	2			
20 Mark Teahen, L OBP: 0.255, SLG: 0.297										0	1	0	0	0	0	0			
9 J.P. Arencibia, R OBP: 0.278, SLG: 0.451										4	0	0	1	0	0	3			
39 Adam Loewen, L OBP: 0.438, SLG: 0.571										4	0	2	2	0	1	2			
Inning Stats	R: 2 H: 3 E: 0 K: 1 S: 20	H: 3 R: 1 ER: 0 LOB: 2 BB: 1 P: 31	R: 0 H: 1 E: 0 K: 1 S: 14	H: 1 R: 0 ER: 0 LOB: 1 BB: 0 P: 16	R: 0 H: 1 E: 1 K: 1 S: 10	H: 0 R: 0 ER: 1 LOB: 1 BB: 0 P: 16	R: 0 H: 2 E: 0 K: 0 S: 18	H: 0 R: 0 ER: 0 LOB: 0 BB: 1 P: 25	R: 0 H: 1 E: 1 K: 0 S: 11	H: 1 R: 0 ER: 1 LOB: 0 BB: 2 P: 21	R: 0 H: 0 E: 0 K: 0 S: 7	H: 0 R: 0 ER: 0 LOB: 1 BB: 1 P: 15	R: 3 H: 1 E: 1 K: 0 S: 11	H: 1 R: 0 ER: 0 LOB: 0 BB: 2 P: 22	R: 0 H: 0 E: 0 K: 2 S: 8	H: 0 R: 0 ER: 0 LOB: 0 BB: 0 P: 10	1B: 8 2B: 1 3B: 0 HR: 0	SF: 0 SAC: 1 DP: 1 HBP: 1	WP: 0 PA: 41 PB: 0 SB: 1 CS: 0
PITCHER	IP WLS BF H R ER SO BB IBB HBP BLK WP HR S P ERA WHIP	IP WLS BF H R ER SO BB IBB HBP BLK WP HR S P ERA WHIP	IP WLS BF H R ER SO BB IBB HBP BLK WP HR S P ERA WHIP	IP WLS BF H R ER SO BB IBB HBP BLK WP HR S P ERA WHIP	IP WLS BF H R ER SO BB IBB HBP BLK WP HR S P ERA WHIP	IP WLS BF H R ER SO BB IBB HBP BLK WP HR S P ERA WHIP	IP WLS BF H R ER SO BB IBB HBP BLK WP HR S P ERA WHIP	IP WLS BF H R ER SO BB IBB HBP BLK WP HR S P ERA WHIP	IP WLS BF H R ER SO BB IBB HBP BLK WP HR S P ERA WHIP	IP WLS BF H R ER SO BB IBB HBP BLK WP HR S P ERA WHIP	IP WLS BF H R ER SO BB IBB HBP BLK WP HR S P ERA WHIP	IP WLS BF H R ER SO BB IBB HBP BLK WP HR S P ERA WHIP	IP WLS BF H R ER SO BB IBB HBP BLK WP HR S P ERA WHIP	IP WLS BF H R ER SO BB IBB HBP BLK WP HR S P ERA WHIP	IP WLS BF H R ER SO BB IBB HBP BLK WP HR S P ERA WHIP	IP WLS BF H R ER SO BB IBB HBP BLK WP HR S P ERA WHIP	IP WLS BF H R ER SO BB IBB HBP BLK WP HR S P ERA WHIP	IP WLS BF H R ER SO BB IBB HBP BLK WP HR S P ERA WHIP	IP WLS BF H R ER SO BB IBB HBP BLK WP HR S P ERA WHIP

Toronto Blue Jays @ Boston Red Sox
Fenway Park, Boston, MA
Wed Sep 14, 2011, 1:40 PM - 4:35 PM EDT
Att: 37,087 - Partly Cloudy - 84 F

AB	34
R	5
H	8
RBI	5
BB	4
SO	6
LOB	19



Batter	1	2	3	4	5	6	7	8	9	AB	R	H	RBI	BB	SO	LOB	BOTTOM		
2 Jacoby Ellsbury, L OBP: 0.379, SLG: 0.544										4	1	1	0	0	0	1			
10 Marco Scutaro, R OBP: 0.351, SLG: 0.407										3	0	1	1	0	0	1			
28 Adrián González, L OBP: 0.407, SLG: 0.558										3	1	1	1	0	0	1			
62 Lars Anderson, L										1	0	0	0	0	1	0			
15 Dustin Pedroia, R OBP: 0.383, SLG: 0.470										4	1	1	0	0	0	0			
20 Kevin Youkilis, R OBP: 0.375, SLG: 0.463										3	1	1	0	1	2	0			
60 Ryan Lavarnway, R OBP: 0.385, SLG: 0.333										3	0	0	1	0	0	2			
16 Josh Reddick, L OBP: 0.340, SLG: 0.483										1	0	0	0	0	1	0			
13 Carl Crawford, L OBP: 0.287, SLG: 0.399										4	0	0	0	0	2	4			
33 Jason Varitek, S OBP: 0.299, SLG: 0.439										3	0	0	1	0	0	2			
54 Darnell McDonald, R OBP: 0.278, SLG: 0.355										3	0	1	0	0	0	1			
Inning Stats	R: 0 H: 1 E: 0 K: 0 S: 9	H: 2 R: 2 ER: 0 LOB: 0 BB: 0 P: 13	R: 2 H: 2 E: 2 K: 1 S: 12	H: 2 R: 0 ER: 0 LOB: 0 BB: 0 P: 19	R: 1 H: 1 E: 0 K: 0 S: 10	H: 1 R: 0 ER: 1 LOB: 1 BB: 0 P: 14	R: 0 H: 0 E: 1 K: 2 S: 11	R: 0 H: 1 E: 0 K: 0 S: 4	R: 1 H: 1 E: 0 K: 0 S: 6	R: 0 H: 0 E: 0 K: 1 S: 7	R: 0 H: 0 E: 0 K: 1 S: 7	R: 0 H: 0 E: 0 K: 2 S: 11	R: 0 H: 0 E: 0 K: 2 S: 11	R: 0 H: 0 E: 0 K: 2 S: 11	R: 0 H: 0 E: 0 K: 2 S: 11	R: 0 H: 0 E: 0 K: 2 S: 11	1B: 3 2B: 2 3B: 1 HR: 1	SF: 1 SAC: 0 DP: 2 HBP: 0	WP: 1 PA: 34 PB: 0 SB: 0 CS: 0
PITCHER	IP WLS BF H R ER SO BB IBB HBP BLK WP HR S P ERA WHIP	IP WLS BF H R ER SO BB IBB HBP BLK WP HR S P ERA WHIP	IP WLS BF H R ER SO BB IBB HBP BLK WP HR S P ERA WHIP	IP WLS BF H R ER SO BB IBB HBP BLK WP HR S P ERA WHIP	IP WLS BF H R ER SO BB IBB HBP BLK WP HR S P ERA WHIP	IP WLS BF H R ER SO BB IBB HBP BLK WP HR S P ERA WHIP	IP WLS BF H R ER SO BB IBB HBP BLK WP HR S P ERA WHIP	IP WLS BF H R ER SO BB IBB HBP BLK WP HR S P ERA WHIP	IP WLS BF H R ER SO BB IBB HBP BLK WP HR S P ERA WHIP	IP WLS BF H R ER SO BB IBB HBP BLK WP HR S P ERA WHIP	IP WLS BF H R ER SO BB IBB HBP BLK WP HR S P ERA WHIP	IP WLS BF H R ER SO BB IBB HBP BLK WP HR S P ERA WHIP	IP WLS BF H R ER SO BB IBB HBP BLK WP HR S P ERA WHIP	IP WLS BF H R ER SO BB IBB HBP BLK WP HR S P ERA WHIP	IP WLS BF H R ER SO BB IBB HBP BLK WP HR S P ERA WHIP	IP WLS BF H R ER SO BB IBB HBP BLK WP HR S P ERA WHIP	IP WLS BF H R ER SO BB IBB HBP BLK WP HR S P ERA WHIP	IP WLS BF H R ER SO BB IBB HBP BLK WP HR S P ERA WHIP	IP WLS BF H R ER SO BB IBB HBP BLK WP HR S P ERA WHIP

Toronto Blue Jays @ Boston Red Sox
Fenway Park, Boston, MA
Wed Sep 14, 2011, 1:40 PM - 4:35 PM EDT
Att: 37,087 - Partly Cloudy - 84 F

AB	32
R	4
H	6
RBI	4
BB	1
SO	6
LOB	12



Batter	1	2	3	4	5	6	7	8	9	AB	R	H	RBI	BB	SO	LOB	TOP			
2 Derek Jeter, R OBP: 0.349, SLG: 0.380	G6-3		K		K			G4-3		4	0	0	0	0	2	1	New York Yankees @ Toronto Blue Jays Rogers Centre, Toronto, ON Fri Sep 16 2011, 7:10 PM - 10:24 PM EDT Att: 29,323 - Cloudy - 59 F			
14 Curtis Granderson, L OBP: 0.366, SLG: 0.555	K				BB		G4-3	P6		3	0	0	0	1	1	0				
25 Mark Teixeira, S OBP: 0.337, SLG: 0.488	G5-3				FC5-6		F7			4	0	0	0	0	1	1				
24 Robinson Canó, L OBP: 0.348, SLG: 0.535		1B			FC3-6			F8		4	2	2	0	0	0	1				
33 Nick Swisher, S OBP: 0.378, SLG: 0.457	G5-3				HR			G4-3		4	1	2	2	0	0	0				
12 Eric Chavez, L OBP: 0.329, SLG: 0.381	G5-3				HR			G4-3		4	1	1	2	0	0	1				
20 Jorge Posada, S OBP: 0.315, SLG: 0.402			G4-3		F8			G3		3	0	0	0	0	0	0				
55 Russell Martin, R OBP: 0.320, SLG: 0.407			K					G5-3		3	0	0	0	0	1	0				
11 Brett Gardner, L OBP: 0.348, SLG: 0.373			BB					F8		2	0	0	0	1	0	0				
Inning Stats	R: 0 H: 0 E: 0 K: 1 S: 8	H: 0 LOB: 0 BB: 0 P: 14	R: 0 H: 1 E: 0 K: 0 S: 5	H: 1 LOB: 0 BB: 0 P: 9	R: 0 H: 0 E: 0 K: 2 S: 10	H: 0 LOB: 1 BB: 1 P: 22	R: 3 H: 2 E: 0 K: 0 S: 13	H: 2 LOB: 0 BB: 1 P: 21	R: 0 H: 0 E: 0 K: 1 S: 7	H: 0 LOB: 0 BB: 0 P: 9	R: 1 H: 2 E: 0 K: 0 S: 14	H: 2 LOB: 1 BB: 0 P: 21	R: 0 H: 0 E: 0 K: 0 S: 11	H: 0 LOB: 0 BB: 0 P: 16	R: 0 H: 0 E: 0 K: 1 S: 7	H: 0 LOB: 0 BB: 0 P: 18		1B: 2 2B: 2 HR: 1	SF: 0 SAC: 0 HBP: 0	WP: 0 PB: 0 SB: 2 CS: 0
PITCHER	IP	WLS	BF	H	R	ER	SO	BB	IBB	HBP	BLK	WP	HR	S	P	ERA	WHIP			
29 Dustin McGowan, R ERA: 7.5	5.0		19	3	3	3	4	2	0	0	0	0	1	43	75	5.40	1.000			
51 Jesse Litsch, R ERA: 4.33	2.0	B	8	2	1	1	0	0	0	0	0	0	0	25	37	4.50	1.000			
44 Casey Janssen, R ERA: 1.94	2.0	W	6	0	0	0	1	0	0	0	0	0	0	19	29	0.00	0.000			


Batter	1	2	3	4	5	6	7	8	9	AB	R	H	RBI	BB	SO	LOB	BOTTOM					
18 Mike McCoy, R OBP: 0.312, SLG: 0.267	19 10 FC5-4 1B							K		5	1	3	0	0	2	3	New York Yankees @ Toronto Blue Jays Rogers Centre, Toronto, ON Fri Sep 16 2011, 7:10 PM - 10:24 PM EDT Att: 29,323 - Cloudy - 59 F					
14 Eric Thames, L OBP: 0.305, SLG: 0.450	K		F8		K		K	FC4-6 19 IBB		5	0	0	0	0	3	8						
19 José Bautista, R OBP: 0.449, SLG: 0.629										1	1	1	0	4	0	0						
10 Edwin Encarnación, R OBP: 0.335, SLG: 0.460	FC5-4 26 S		G1-2-3					F8		4	1	0	1	1	0	10						
26 Adam Lind, L OBP: 0.298, SLG: 0.443	K									5	0	3	3	0	2	1						
39 Adam Loewen, L OBP: 0.438, SLG: 0.571	K									0	0	0	0	0	0	0						
13 Brett Lawrie, R OBP: 0.379, SLG: 0.618	G4-3									4	1	1	0	1	2	1						
28 Colby Rasmus, L OBP: 0.311, SLG: 0.411	K									5	0	0	0	0	3	5						
9 J.P. Arencibia, R OBP: 0.277, SLG: 0.451										4	0	1	0	0	0	1						
3 Dewayne Wise, L OBP: 0.232, SLG: 0.277	P6									0	0	0	0	0	0	0						
8 José Molina, R OBP: 0.357, SLG: 0.426										1	0	1	1	0	0	0						
2 Kelly Johnson, L OBP: 0.297, SLG: 0.411										3	1	3	0	1	0	0						
Inning Stats	R: 1 H: 2 E: 0 K: 2 S: 12	H: 2 LOB: 1 BB: 0 P: 17	R: 0 H: 0 E: 0 K: 1 S: 8	H: 0 LOB: 0 BB: 0 P: 13	R: 0 H: 2 E: 0 K: 0 S: 10	H: 2 LOB: 2 BB: 1 P: 19	R: 0 H: 1 E: 0 K: 2 S: 9	H: 1 LOB: 0 BB: 0 P: 13	R: 3 H: 3 E: 0 K: 2 S: 22	H: 3 LOB: 2 BB: 2 P: 38	R: 0 H: 2 E: 0 K: 1 S: 17	H: 2 LOB: 3 BB: 1 P: 26	R: 0 H: 0 E: 0 K: 3 S: 11	H: 0 LOB: 0 BB: 0 P: 17	R: 0 H: 1 E: 0 K: 1 S: 11	H: 1 LOB: 2 BB: 2 P: 24	R: 1 H: 2 E: 0 K: 0 S: 6	H: 2 LOB: 2 BB: 1 P: 14	1B: 10 2B: 3 HR: 0	SF: 0 SAC: 0 HBP: 0	WP: 0 PB: 1 SB: 1 CS: 0	PA: 44
PITCHER	IP	WLS	BF	H	R	ER	SO	BB	IBB	HBP	BLK	WP	HR	S	P	ERA	WHIP					
52 CC Sabathia, L ERA: 3.01	5.2		30	10	4	4	0	4	0	0	0	0	0	5	6	0.00	0.000					
36 Luis Ayala, R ERA: 1.79	0.1		1	0	0	0	0	0	0	0	0	0	0	5	6	0.00	0.000					
29 Rafael Soriano, R ERA: 3.93	1.0		3	0	0	0	3	0	0	0	0	0	0	11	17	0.00	0.000					
30 David Robertson, R ERA: 1.14	1.0		6	1	0	0	1	1	1	0	0	0	0	11	24	0.00	2.000					
48 Boone Logan, L ERA: 3.03	0.1	L	3	1	1	1	0	0	1	0	0	0	0	4	11	27.00	3.000					
PITCHER	IP	WLS	BF	H	R	ER	SO	BB	IBB	HBP	BLK	WP	HR	S	P	ERA	WHIP					
53 Cory Wade, R ERA: 2.16	0.0		1	1	0	0	0	0	0	0	0	0	0	2	3	0.00	0.000					



Batter	1	2	3	4	5	6	7	8	9	AB	R	H	RBI	BB	SO	LOB	TOP															
2 Derek Jeter, R (1,6) OBP: 0.347, SLG: 0.378	G6-3		G6-3		G6-3		14 HR 1B		K	5	1	1	0	0	1	2																
14 Curtis Granderson, L (1,8) OBP: 0.371, SLG: 0.565	25 G4-6-3 1B			25 SF 24 BB		25 E 2B	1-H HR		BB	3	3	3	2	2	0	0																
25 Mark Teixeira, S (1,3) OBP: 0.337, SLG: 0.489	G4-6-3			24 SF 2B		E8 24 WP 13 HR 1B	G5-3		F9	5	1	2	0	0	0	2																
24 Robinson Canó, L (1,4) OBP: 0.347, SLG: 0.533		B1-3		SF 33 FB		13 HR HBP	G3			2	1	0	1	0	0	0																
13 Alex Rodriguez, R (1,5) OBP: 0.368, SLG: 0.484	33 G4-6-3 1B			G5-3		1-H HR	G5-3			4	1	2	3	0	0	2																
33 Nick Swisher, S (1,9) OBP: 0.375, SLG: 0.453	G4-6-3			F8		G5-3				4	0	0	0	0	0	3																
41 Chris Dickerson, L (8,9) OBP: 0.371, SLG: 0.485									F8	0	0	0	0	0	0	0																
63 Jesus Montero, R (1,10) OBP: 0.349, SLG: 0.538				11 FC5-4 1B		F8			K	4	0	1	0	0	2	0																
11 Brett Gardner, L (1,7) OBP: 0.349, SLG: 0.379				FC5-4 71 G5-3 1-2					G4-3	4	0	2	0	0	0	1																
71 Austin Romine, R (1,2) OBP: 0.143, SLG: 0.143				G5-3						3	0	0	0	0	0	3																
12 Eric Chavez, L (9,PH) OBP: 0.327, SLG: 0.379										1	0	0	0	0	1	0																
55 Russell Martin, R (9,2) OBP: 0.320, SLG: 0.407									K	0	0	0	0	0	0	0																
Inning Stats	R: 0 E: 0 K: 0 S: 5	H: 1 LOB: 0 BB: 0 P: 6	R: 0 E: 0 K: 0 S: 6	H: 1 LOB: 0 BB: 0 P: 10	R: 0 E: 0 K: 0 S: 11	H: 1 LOB: 1 BB: 0 P: 17	R: 1 E: 1 K: 0 S: 12	H: 1 LOB: 1 BB: 0 P: 18	R: 0 E: 0 K: 1 S: 9	H: 0 LOB: 0 BB: 0 P: 15	R: 2 E: 0 K: 0 S: 19	H: 2 LOB: 0 BB: 0 P: 26	R: 0 E: 0 K: 1 S: 6	H: 0 LOB: 0 BB: 0 P: 11	R: 0 E: 0 K: 2 S: 11	H: 0 LOB: 1 BB: 1 P: 18	1B: 6 2B: 3 HR: 2	SF: 1 SAC: 0 HBP: 1	WP: 1 PB: 0 SB: 0 CS: 0	PA: 39												
PITCHER	IP WLS BF H R ER SO BB IBB HBP BLK WP HR S P ERA WHIP																															
37 Henderson Alvarez III, R (1,1) ERA: 3.62	6.0	27	9	5	5	1	1	0	1	0	1	1	59	87	7.50	1.667																
33 Carlos Villanueva, R (7,1) ERA: 4.13	1.0	L	5	2	2	2	0	0	0	0	0	1	19	26	18.00	2.000																
4 Kyle Drabek, R (8,1) ERA: 5.47	2.0		7	0	0	0	3	1	0	0	0	0	17	29	0.00	0.500																

New York Yankees @ Toronto Blue Jays
Rogers Centre, Toronto, ON
Sat Sep 17 2011, 1:09 PM - 3:58 PM EDT
Att: 39,288 - Partly Cloudy - 61 F


AB 35
R 7
H 11
RBI 6
BB 2
SO 4
LOB 13



Batter	1	2	3	4	5	6	7	8	9	AB	R	H	RBI	BB	SO	LOB	BOTTOM																
18 Mike McCoy, R (1,6) OBP: 0.313, SLG: 0.275	F8		SH3		E2		G6-3			3	0	1	3	0	0	0																	
2 Kelly Johnson, L (1,4) OBP: 0.295, SLG: 0.408	G4-3		K		P5		F9			4	0	0	0	0	1	2																	
19 José Bautista, R (1,9) OBP: 0.447, SLG: 0.625	F8		G6-3		26 G6-4-3 BB		K		K	3	0	0	0	1	1	0																	
26 Adam Lind, L (1,3) OBP: 0.298, SLG: 0.441		30 1B 28 2B 1B	P5		G6-4-3		K		K	4	1	1	0	0	1	1																	
30 David Cooper, L (1,10) OBP: 0.311, SLG: 0.442		28 2B 13 G6-3 1B	K		K		K2-3			4	1	1	0	0	3	0																	
28 Colby Rasmus, L (1,8) OBP: 0.313, SLG: 0.414		8 2B 2B			13 1B 18 E 1B		P5		K	4	2	2	1	0	1	0																	
13 Brett Lawrie, R (1,5) OBP: 0.376, SLG: 0.607		G6-3			18 E 1B		F8		G3	4	1	1	1	0	0	1																	
39 Adam Loewen, L (1,7) OBP: 0.421, SLG: 0.500		8 2B 18 SH3 BB			K		G4-3		F8	2	1	0	0	1	1	2																	
14 Eric Thames, L (8,7) OBP: 0.308, SLG: 0.448					K					1	0	0	0	0	0	0																	
8 José Molina, R (1,2) OBP: 0.358, SLG: 0.433					L7				K	2	0	1	1	0	0	2																	
20 Mark Teahen, L (7,PH) OBP: 0.253, SLG: 0.295										1	0	0	0	0	1	0																	
9 J.P. Arocha, R (8,2) OBP: 0.277, SLG: 0.451										0	0	0	0	0	0	0																	
Inning Stats	R: 0 E: 0 K: 0 S: 8	H: 0 LOB: 0 BB: 0 P: 11	R: 4 E: 0 K: 1 S: 18	H: 4 LOB: 1 BB: 1 P: 30	R: 0 E: 0 K: 1 S: 8	H: 0 LOB: 0 BB: 0 P: 9	R: 2 E: 1 K: 1 S: 13	H: 3 LOB: 1 BB: 0 P: 17	R: 0 E: 0 K: 1 S: 9	H: 0 LOB: 0 BB: 0 P: 15	R: 0 E: 0 K: 0 S: 9	H: 0 LOB: 0 BB: 0 P: 13	R: 0 E: 0 K: 3 S: 10	H: 0 LOB: 0 BB: 0 P: 17	R: 0 E: 0 K: 1 S: 9	H: 0 LOB: 0 BB: 0 P: 15	1B: 4 2B: 3 HR: 0	SF: 0 SAC: 1 HBP: 0	WP: 0 PB: 0 SB: 0 CS: 0	PA: 35													
PITCHER	IP WLS BF H R ER SO BB IBB HBP BLK WP HR S P ERA WHIP																																
40 Bartolo Colon, R (1,1) ERA: 3.81	4.0		7	6	6	3	1	0	0	0	0	0	8	15	0.00	1.000																	
41 Scott Proctor, R (5,1) ERA: 6.31	1.0	W	3	0	0	0	1	1	0	0	0	0	0	9	13	0.00	0.000																
22 Aaron Laffey, L (6,1) ERA: 4.15	1.0		3	0	0	0	0	0	0	0	0	0	0	12	18	0.00	0.000																
64 Hector Noesi, R (7,1) ERA: 4.01	1.0	H	3	0	0	0	1	0	0	0	0	0	10	17	0.00	0.000																	
29 Rafael Soriano, R (8,1) ERA: 3.82	1.0	H	3	0	0	0	3	0	0	0	0	0	10	17	0.00	0.000																	

New York Yankees @ Toronto Blue Jays
Rogers Centre, Toronto, ON
Sat Sep 17 2011, 1:09 PM - 3:58 PM EDT
Att: 39,288 - Partly Cloudy - 61 F

AB 32
R 6
H 7
RBI 6
BB 2
SO 9
LOB 8



Batter	1	2	3	4	5	6	7	8	9	AB	R	H	RBI	BB	SO	LOB	TOP				
11 Brett Gardner, L OBP: 0.346, SLG: 0.376	G6-3		K			F7			L6	4	0	0	0	0	1	0					
26 Eduardo Núñez, R OBP: 0.307, SLG: 0.375	1B		F7			1B			2B	4	0	3	0	0	0	0					
24 Robinson Canó, L OBP: 0.320, SLG: 0.531	BB								F8	3	0	0	0	1	0	1					
13 Alex Rodriguez, R OBP: 0.364, SLG: 0.479	F9								K	4	0	0	0	0	1	3					
33 Nick Swisher, S OBP: 0.373, SLG: 0.451		F7								3	0	0	0	0	1	0					
12 Eric Chavez, L OBP: 0.321, SLG: 0.371		K								3	0	0	0	0	1	0					
55 Russell Martin, R OBP: 0.320, SLG: 0.407										3	0	1	0	0	1	0					
41 Chris Dickerson, L OBP: 0.368, SLG: 0.472										3	0	1	0	0	2	1					
19 Ramiro Pena, S OBP: 0.121, SLG: 0.167										3	0	0	0	0	2	1					
Inning Stats	R: 0 H: 1 E: 0 K: 0 S: 14	H: 1 LOB: 1 BB: 1 P: 22	R: 0 H: 0 E: 0 K: 2 S: 12	H: 1 LOB: 1 BB: 0 P: 17	R: 0 H: 0 E: 0 K: 2 S: 10	H: 0 LOB: 0 BB: 0 P: 15	R: 0 H: 0 E: 0 K: 2 S: 6	H: 0 LOB: 0 BB: 0 P: 9	R: 0 H: 1 E: 0 K: 1 S: 9	H: 0 LOB: 1 BB: 0 P: 10	R: 0 H: 0 E: 0 K: 1 S: 9	H: 0 LOB: 0 BB: 0 P: 11	R: 0 H: 1 E: 0 K: 1 S: 9	H: 1 LOB: 1 BB: 0 P: 9	R: 0 H: 1 E: 0 K: 1 S: 15	H: 1 LOB: 1 BB: 0 P: 18	1B: 4 2B: 1 3B: 0 HR: 0	SF: 0 SAC: 0 DP: 0 HBP: 0	WP: 0 PB: 0 SB: 0 CS: 2	PA: 31	
PITCHER	IP: 8.0 WLS: W BF: 27 ERA: 4.98	WLS: W BF: 4 ERA: 3.7	H: 4 R: 0 ER: 0 SO: 8 BB: 1 IBB: 0 HBP: 0 BLK: 0	H: 0 R: 0 ER: 0 SO: 1 BB: 0 IBB: 0 HBP: 0 BLK: 0	H: 0 R: 0 ER: 0 SO: 15 BB: 0 IBB: 0 HBP: 0 BLK: 0	H: 0 R: 0 ER: 0 SO: 18 BB: 0 IBB: 0 HBP: 0 BLK: 0	H: 0 R: 0 ER: 0 SO: 15 BB: 0 IBB: 0 HBP: 0 BLK: 0	H: 0 R: 0 ER: 0 SO: 18 BB: 0 IBB: 0 HBP: 0 BLK: 0	H: 1 R: 0 ER: 0 SO: 9 BB: 0 IBB: 0 HBP: 0 BLK: 0	H: 1 R: 0 ER: 0 SO: 18 BB: 0 IBB: 0 HBP: 0 BLK: 0	H: 1 R: 0 ER: 0 SO: 9 BB: 0 IBB: 0 HBP: 0 BLK: 0	H: 1 R: 0 ER: 0 SO: 9 BB: 0 IBB: 0 HBP: 0 BLK: 0	H: 1 R: 0 ER: 0 SO: 9 BB: 0 IBB: 0 HBP: 0 BLK: 0	H: 1 R: 0 ER: 0 SO: 9 BB: 0 IBB: 0 HBP: 0 BLK: 0	H: 1 R: 0 ER: 0 SO: 18 BB: 0 IBB: 0 HBP: 0 BLK: 0	H: 1 R: 0 ER: 0 SO: 18 BB: 0 IBB: 0 HBP: 0 BLK: 0	WP: 0 HR: 0 S: 0 P: 0 ERA: 0.00 WHIP: 0.625	WP: 0 HR: 0 S: 0 P: 0 ERA: 0.00 WHIP: 1.000			

New York Yankees @ Toronto Blue Jays
Rogers Centre, Toronto, ON
Sun Sep 18 2011, 1:09 PM - 3:52 PM EDT
Att: 34,657 - Partly Cloudy - 64 F

AB	30
R	0
H	5
RBI	0
BB	1
SO	9
LOB	6



Batter	1	2	3	4	5	6	7	8	9	AB	R	H	RBI	BB	SO	LOB	BOTTOM				
18 Mike McCoy, R OBP: 0.313, SLG: 0.276	L6		K			E1			SH2-3	3	0	1	0	0	1	0					
14 Eric Thames, L OBP: 0.305, SLG: 0.445	G1-3		G4-3			SF8			BB	2	0	0	1	0	0	0					
30 David Cooper, L OBP: 0.323, SLG: 0.442									1B	0	0	0	0	0	1	0					
3 Dewayne Wise, L OBP: 0.232, SLG: 0.277									BB	0	0	0	0	0	0	0					
19 José Bautista, R OBP: 0.448, SLG: 0.623	G3					P6			1B	3	0	1	0	1	0	0					
26 Adam Lind, L OBP: 0.301, SLG: 0.455		HR				HR			BB	3	2	2	2	1	1	3					
10 Edwin Encarnación, R OBP: 0.337, SLG: 0.459		BB				F8			FC5	3	0	1	0	1	0	6					
2 Kelly Johnson, L OBP: 0.295, SLG: 0.406		BB				G4-3			G4-3	3	0	0	0	1	1	1					
13 Brett Lawrie, R OBP: 0.373, SLG: 0.597		K				K			L6	4	0	1	0	0	2	2					
28 Colby Rasmus, L OBP: 0.310, SLG: 0.410		P5				F8			G4-3	4	0	0	0	0	1	2					
9 J.P. Arencibia, R OBP: 0.280, SLG: 0.454						BB			CS	2	1	1	0	1	1	0					
Inning Stats	R: 0 H: 0 E: 0 K: 0 S: 6	H: 1 LOB: 0 BB: 2 P: 11	R: 1 H: 1 E: 0 K: 1 S: 20	H: 1 LOB: 2 BB: 2 P: 32	R: 0 H: 0 E: 0 K: 2 S: 9	H: 0 LOB: 0 BB: 0 P: 14	R: 1 H: 2 E: 0 K: 1 S: 13	H: 2 LOB: 1 BB: 0 P: 23	R: 1 H: 2 E: 1 K: 0 S: 12	H: 2 LOB: 3 BB: 2 P: 25	R: 0 H: 0 E: 0 K: 1 S: 6	H: 0 LOB: 0 BB: 0 P: 12	R: 0 H: 1 E: 0 K: 1 S: 13	H: 1 LOB: 2 BB: 2 P: 23	R: 0 H: 1 E: 0 K: 1 S: 6	H: 1 LOB: 0 BB: 0 P: 10	1B: 4 2B: 1 3B: 0 HR: 2	SF: 1 SAC: 1 DP: 0 HBP: 0	WP: 1 PB: 0 SB: 1 CS: 2	PA: 36	
PITCHER	IP: 4.2 WLS: L BF: 21 ERA: 3.77	WLS: L BF: 1 ERA: 4.15	H: 3 R: 0 ER: 0 SO: 3 BB: 3 IBB: 0 HBP: 0 BLK: 0	H: 3 R: 0 ER: 0 SO: 3 BB: 3 IBB: 0 HBP: 0 BLK: 0	H: 3 R: 0 ER: 0 SO: 9 BB: 0 IBB: 0 HBP: 0 BLK: 0	H: 3 R: 0 ER: 0 SO: 13 BB: 0 IBB: 0 HBP: 0 BLK: 0	H: 3 R: 0 ER: 0 SO: 18 BB: 0 IBB: 0 HBP: 0 BLK: 0	H: 3 R: 0 ER: 0 SO: 18 BB: 0 IBB: 0 HBP: 0 BLK: 0	H: 0 R: 0 ER: 0 SO: 0 BB: 0 IBB: 0 HBP: 0 BLK: 0	H: 0 R: 0 ER: 0 SO: 0 BB: 0 IBB: 0 HBP: 0 BLK: 0	H: 0 R: 0 ER: 0 SO: 0 BB: 0 IBB: 0 HBP: 0 BLK: 0	H: 0 R: 0 ER: 0 SO: 0 BB: 0 IBB: 0 HBP: 0 BLK: 0	H: 0 R: 0 ER: 0 SO: 0 BB: 0 IBB: 0 HBP: 0 BLK: 0	H: 0 R: 0 ER: 0 SO: 0 BB: 0 IBB: 0 HBP: 0 BLK: 0	H: 0 R: 0 ER: 0 SO: 0 BB: 0 IBB: 0 HBP: 0 BLK: 0	H: 0 R: 0 ER: 0 SO: 0 BB: 0 IBB: 0 HBP: 0 BLK: 0	WP: 0 HR: 0 S: 0 P: 1 ERA: 0.00 WHIP: 0.000	WP: 0 HR: 0 S: 0 P: 1 ERA: 0.00 WHIP: 0.000			

New York Yankees @ Toronto Blue Jays
Rogers Centre, Toronto, ON
Sun Sep 18 2011, 1:09 PM - 3:52 PM EDT
Att: 34,657 - Partly Cloudy - 64 F

AB	27
R	3
H	7
RBI	3
BB	6
SO	7
LOB	14



Batter	1	2	3	4	5	6	7	8	9	AB	R	H	RBI	BB	SO	LOB	TOP					
25 Peter Bourjos, R OBP: 0.322, SLG: 0.430											5	2	3	0	0	1	0	Los Angeles Angels @ Toronto Blue Jays Rogers Centre, Toronto, ON Tue Sep 20 2011, 7:08 PM - 10:13 PM EDT Att: 13,514 - Clear - 68 F				
6 Alberto Callaspo, S OBP: 0.362, SLG: 0.370											4	1	3	2	0	0	1					
47 Howie Kendrick, R OBP: 0.342, SLG: 0.469											4	2	2	1	1	1	2					
48 Tori Hunter, R OBP: 0.339, SLG: 0.422											4	2	2	0	1	1	3					
44 Mark Trumbo, R OBP: 0.297, SLG: 0.487											5	1	2	4	0	1	2					
10 Vernon Wells, R OBP: 0.339, SLG: 0.418																						
27 Mike Trout, R OBP: 0.287, SLG: 0.391											4	0	0	0	0	1	2					
2 Erick Aybar, S OBP: 0.320, SLG: 0.427											3	1	1	0	1	1	0					
46 Bobby Wilson, R OBP: 0.254, SLG: 0.284											3	0	0	0	0	1	0					
Inning Stats	R: 0 E: 0 K: 3 S: 11	H: 1 LOB: 1 BB: 0 P: 14	R: 1 E: 0 K: 0 S: 12	H: 1 LOB: 2 BB: 1 P: 16	R: 3 E: 0 K: 0 S: 25	H: 4 LOB: 2 BB: 1 P: 35	R: 5 E: 1 K: 0 S: 16	H: 5 LOB: 0 BB: 0 P: 23	R: 0 E: 0 K: 0 S: 4	H: 0 LOB: 0 BB: 0 P: 10	R: 1 E: 0 K: 1 S: 12	H: 2 LOB: 1 BB: 1 P: 22	R: 0 E: 0 K: 2 S: 8	H: 0 LOB: 0 BB: 0 P: 11	R: 0 E: 0 K: 1 S: 7	H: 1 LOB: 1 BB: 0 P: 9	R: 0 E: 0 K: 0 S: 6		H: 1 LOB: 0 BB: 0 P: 8	1B: 7 2B: 8 3B: 0 HR: 2	SF: 1 SAC: 1 DP: 2 HBP: 0	WP: 1 PB: 0 SB: 2 CS: 1
PITCHER	IP WLS BF H R ER SO BB IBB HBP BLK WP HR S P ERA WHIP																					
27 Brett Cecil, L ERA: 4.56	3.0 L 16 6 4 4 3 2 0 0 0 0 1 48 65 12.00 2.667																					
4 Kyle Drabek, R ERA: 6.03	2.0 14 7 6 6 0 1 0 0 0 0 1 25 45 27.00 4.000																					
57 Shawn Camp, R ERA: 4.45	1.0 2 0 0 0 1 0 0 0 0 0 0 7 10 0.00 0.000																					
34 Joel Carreno, R ERA: 1.32	2.0 7 1 0 0 3 0 0 0 0 0 0 15 20 0.00 0.500																					
49 Danny Farquhar, R ERA: 16.2	1.0 3 1 0 0 0 0 0 0 0 0 0 6 8 0.00 1.000																					
Batter	1	2	3	4	5	6	7	8	9	AB	R	H	RBI	BB	SO	LOB	BOTTOM					
18 Mike McCoy, R OBP: 0.312, SLG: 0.283																						
14 Eric Thames, L OBP: 0.317, SLG: 0.452																						
19 José Bautista, R OBP: 0.445, SLG: 0.615																						
10 Edwin Encarnación, R OBP: 0.337, SLG: 0.457																						
2 Kelly Johnson, L OBP: 0.299, SLG: 0.407																						
13 Brett Lawrie, R OBP: 0.373, SLG: 0.580																						
28 Colby Rasmus, L OBP: 0.307, SLG: 0.407																						
9 J.P. Arencibia, R OBP: 0.282, SLG: 0.453																						
39 Adam Loewen, L OBP: 0.348, SLG: 0.400																						
Inning Stats	R: 1 E: 0 K: 0 S: 14	H: 3 LOB: 2 BB: 0 P: 22	R: 1 E: 0 K: 1 S: 11	H: 1 LOB: 1 BB: 1 P: 18	R: 0 E: 0 K: 1 S: 13	H: 1 LOB: 2 BB: 1 P: 20	R: 0 E: 0 K: 1 S: 12	H: 1 LOB: 1 BB: 0 P: 17	R: 0 E: 0 K: 0 S: 7	H: 1 LOB: 1 BB: 0 P: 10	R: 0 E: 0 K: 0 S: 8	H: 0 LOB: 0 BB: 0 P: 12	R: 3 E: 0 K: 1 S: 17	H: 3 LOB: 1 BB: 1 P: 26	R: 0 E: 0 K: 0 S: 6	H: 0 LOB: 0 BB: 0 P: 9	R: 1 E: 1 K: 3 S: 16	H: 1 LOB: 2 BB: 1 P: 26	1B: 9 2B: 2 3B: 0 HR: 0	SF: 1 SAC: 0 DP: 0 HBP: 0	WP: 0 PB: 0 SB: 0 CS: 0	PA: 43
PITCHER	IP WLS BF H R ER SO BB IBB HBP BLK WP HR S P ERA WHIP																					
35 Joel Pineiro, R ERA: 5.38	6.0 W 29 9 4 4 3 2 0 0 0 0 0 69 104 6.00 1.833																					
63 Rich Thompson, R ERA: 3.1	1.0 5 1 1 1 1 1 0 0 0 0 0 13 21 9.00 2.000																					
38 Bobby Cassevah, R ERA: 2.45	1.0 3 0 0 0 0 0 0 0 0 0 0 6 9 0.00 0.000																					
43 Garrett Richards, R ERA: 7.56	0.2 5 1 1 0 2 1 0 0 0 0 0 13 23 0.00 3.000																					
37 Scott Downs, L ERA: 1.24	0.1 S 1 0 0 0 1 0 0 0 0 0 0 3 3 0.00 0.000																					
AB	R	H	RBI	BB	SO	LOB	AB	R	H	RBI	BB	SO	LOB									
37	10	15	9	3	7	10	37	10	15	9	3	7	10									
AB	R	H	RBI	BB	SO	LOB	AB	R	H	RBI	BB	SO	LOB									
38	6	11	5	4	7	20	38	6	11	5	4	7	20									

Batter	1	2	3	4	5	6	7	8	9	AB	R	H	RBI	BB	SO	LOB	TOP									
13 Maicer Izturis, S OBP: 0.339, SLG: 0.394	G3-1		1B			1B	P3			5	0	3	2	0	0	0	Los Angeles Angels @ Toronto Blue Jays Rogers Centre, Toronto, ON Wed Sep 21 2011, 7:09 PM - 9:59 PM EDT Att: 14,784 - Roof Closed - 68 F									
2 Erick Aybar, S OBP: 0.322, SLG: 0.430	2B		FC6-4		G3					4	0	2	0	1	0	2										
53 Bobby Abreu, L OBP: 0.353, SLG: 0.360	K		K					F7		5	0	0	0	0	4	5										
48 Torii Hunter, R OBP: 0.338, SLG: 0.421	K			K			F9			5	1	1	0	0	3	2										
44 Mark Trumbo, R OBP: 0.296, SLG: 0.487		G4-3		F8				G5-3		5	1	1	0	0	0	0										
6 Alberto Callaspo, S OBP: 0.365, SLG: 0.371				P5						4	1	2	0	1	1	0										
10 Vernon Wells, R OBP: 0.256, SLG: 0.424										5	1	2	4	0	3	1										
25 Peter Bourjos, R OBP: 0.325, SLG: 0.444										4	3	3	1	0	0	2										
5 Jeff Mathis, R OBP: 0.232, SLG: 0.268										4	0	0	0	0	2	4										
Inning Stats	R: 0 E: 0 K: 2 S: 10	H: 1 LOB: 1 BB: 0 P: 16	R: 0 E: 0 K: 2 S: 7	H: 0 LOB: 0 BB: 0 P: 9	R: 1 E: 1 K: 1 S: 11	H: 2 LOB: 1 BB: 0 P: 17	R: 0 E: 0 K: 1 S: 8	H: 0 LOB: 0 BB: 0 P: 11	R: 1 E: 0 K: 2 S: 14	H: 2 LOB: 1 BB: 0 P: 26	R: 2 E: 0 K: 1 S: 13	H: 3 LOB: 2 BB: 1 P: 27	R: 0 E: 0 K: 1 S: 7	H: 1 LOB: 1 BB: 0 P: 12	R: 3 E: 0 K: 1 S: 16	H: 4 LOB: 2 BB: 1 P: 29		R: 0 E: 0 K: 2 S: 12	H: 1 LOB: 1 BB: 0 P: 14	1B: 8 2B: 3 3B: 1 HR: 2	SF: 0 SAC: 0 DP: 0 HBP: 0	WP: 1 PB: 0 SB: 2 CS: 0	PA: 43			
PITCHER	IP	WLS	BF	H	R	ER	SO	BB	IBB	HBP	BLK	WP	HR	S	P	ERA	WHIP									
29 Dustin McGowan, R ERA: 6.35	5.0	L	20	5	2	2	8	0	0	0	0	1	1	50	79	3.60	1.000									
51 Jesse Litsch, R ERA: 4.52	1.0		7	3	2	2	1	0	1	0	0	0	0	13	27	18.00	3.000									
47 Luis Perez, L ERA: 5.14	0.2		3	1	0	0	1	0	0	0	0	0	0	6	10	0.00	1.500									
57 Shawn Camp, R ERA: 4.43	0.1		1	0	0	0	0	0	0	0	0	0	0	1	2	0.00	0.000									
44 Casey Janssen, R ERA: 2.39	0.2		6	4	3	3	1	0	0	0	0	0	1	12	21	40.50	6.000									
33 Carlos Villanueva, R ERA: 4.11	0.1		2	0	0	0	0	1	0	0	0	0	0	0	0	0	0.00	3.000								
58 Chad Beck, R ERA:	1.0		4	1	0	0	2	0	0	0	0	0	0	0	0	0	0.00	1.000								

Batter	1	2	3	4	5	6	7	8	9	AB	R	H	RBI	BB	SO	LOB	BOTTOM								
18 Mike McCoy, R OBP: 0.306, SLG: 0.276	G4-3		L6					G5-3		4	0	0	0	0	0	0	Los Angeles Angels @ Toronto Blue Jays Rogers Centre, Toronto, ON Wed Sep 21 2011, 7:09 PM - 9:59 PM EDT Att: 14,784 - Roof Closed - 68 F								
14 Eric Thames, L OBP: 0.316, SLG: 0.458	F7			F8				L1-4-3		4	1	1	1	0	0	0									
19 José Bautista, R OBP: 0.444, SLG: 0.612	F7									4	0	1	0	0	0	0									
39 Adam Loewen, L OBP: 0.348, SLG: 0.400										0	1	0	0	0	0	0									
26 Adam Lind, L OBP: 0.300, SLG: 0.449										3	0	1	0	1	1	1									
10 Edwin Encarnación, R OBP: 0.336, SLG: 0.455										4	0	1	0	0	0	2									
2 Kelly Johnson, L OBP: 0.302, SLG: 0.412										3	0	2	1	1	0	0									
9 J.P. Arencibia, R OBP: 0.279, SLG: 0.449										4	0	0	0	0	1	6									
28 Colby Rasmus, L OBP: 0.305, SLG: 0.404										3	0	0	0	0	1	0									
30 David Cooper, L OBP: 0.308, SLG: 0.418										3	0	0	0	0	2	0									
Inning Stats	R: 0 E: 0 K: 0 S: 8	H: 0 LOB: 0 BB: 0 P: 14	R: 0 E: 0 K: 1 S: 11	H: 2 LOB: 1 BB: 0 P: 15	R: 0 E: 0 K: 1 S: 6	H: 0 LOB: 0 BB: 0 P: 10	R: 0 E: 0 K: 0 S: 11	H: 1 LOB: 3 BB: 2 P: 20	R: 0 E: 0 K: 1 S: 7	H: 0 LOB: 0 BB: 0 P: 12	R: 1 E: 0 K: 0 S: 7	H: 1 LOB: 0 BB: 0 P: 10	R: 0 E: 0 K: 0 S: 9	H: 0 LOB: 0 BB: 0 P: 16	R: 0 E: 0 K: 1 S: 12	H: 0 LOB: 2 BB: 0 P: 17	R: 1 E: 0 K: 1 S: 13	H: 2 LOB: 2 BB: 0 P: 17	1B: 3 2B: 2 3B: 0 HR: 1	SF: 0 SAC: 0 DP: 1 HBP: 0	WP: 0 PB: 0 SB: 0 CS: 0	PA: 34			
PITCHER	IP	WLS	BF	H	R	ER	SO	BB	IBB	HBP	BLK	WP	HR	S	P	ERA	WHIP								
24 Dan Haren, R ERA: 3.16	8.0	W	29	4	1	1	4	2	0	0	0	0	0	13	14	1.12	0.750								
21 Hisanori Takahashi, L ERA: 3.6	1.0		5	2	1	1	1	0	0	0	0	0	0	0	0	9.00	2.000								

AB	41
R	7
H	14
RBI	7
BB	2
SO	13
LOB	16



AB	32
R	2
H	6
RBI	2
BB	2
SO	5
LOB	9



Batter	1	2	3	4	5	6	7	8	9	AB	R	H	RBI	BB	SO	LOB	TOP				
18 Mike McCoy, R OBP: 0.305, SLG: 0.274										3	2	1	0	1	1	0	Toronto Blue Jays @ Tampa Bay Rays Tropicana Field, St. Petersburg, FL Fri Sep 23 2011, 7:12 PM - 10:04 PM EDT Att: 18,093 - Dome - 72 F				
14 Eric Thames, L OBP: 0.315, SLG: 0.465										4	0	1	1	0	2	1					
19 José Bautista, R OBP: 0.447, SLG: 0.611										3	0	0	0	1	1						
10 Edwin Encarnación, R OBP: 0.335, SLG: 0.459										4	0	0	0	0	0	4					
2 Kelly Johnson, L OBP: 0.302, SLG: 0.416										4	1	2	2	0	0	0					
8 José Molina, R OBP: 0.341, SLG: 0.410										4	0	0	0	0	3	0					
28 Colby Rasmus, L OBP: 0.304, SLG: 0.398										4	0	0	0	0	1	0					
9 J.P. Arencibia, R OBP: 0.281, SLG: 0.449										4	1	2	0	0	1	0					
30 David Cooper, L OBP: 0.290, SLG: 0.390										4	1	0	0	0	0	2					
Inning Stats	R: 0 H: 0 E: 0 K: 2 S: 9	H: 0 LOB: 0 BB: 0 P: 12	R: 0 H: 0 E: 0 K: 0 S: 6	H: 0 LOB: 0 BB: 0 P: 9	R: 3 H: 3 E: 0 K: 0 S: 16	H: 3 LOB: 3 BB: 1 P: 31	R: 0 H: 0 E: 0 K: 2 S: 9	H: 0 LOB: 0 BB: 0 P: 16	R: 1 H: 1 E: 0 K: 1 S: 12	H: 1 LOB: 1 BB: 1 P: 19	R: 0 H: 0 E: 0 K: 1 S: 12	H: 0 LOB: 0 BB: 0 P: 16	R: 0 H: 0 E: 0 K: 0 S: 10	H: 0 LOB: 0 BB: 0 P: 15	R: 0 H: 1 E: 0 K: 1 S: 11	H: 1 LOB: 1 BB: 0 P: 18		1B: 5 2B: 0 3B: 0 HR: 1	SF: 0 SAC: 0 DP: 0 HBP: 0	WP: 0 PB: 0 SB: 1 CS: 0	PA: 36
PITCHER	IP WLS BF H R ER SO	IP WLS BF H R ER SO	IP WLS BF H R ER SO	IP WLS BF H R ER SO	IP WLS BF H R ER SO	IP WLS BF H R ER SO	IP WLS BF H R ER SO	IP WLS BF H R ER SO	IP WLS BF H R ER SO	IP WLS BF H R ER SO	IP WLS BF H R ER SO	IP WLS BF H R ER SO	IP WLS BF H R ER SO	IP WLS BF H R ER SO	IP WLS BF H R ER SO	IP WLS BF H R ER SO	ERA WHIP	ERA WHIP	ERA WHIP		
14 David Price, L ERA: 3.35	6.0	L	26	5	5	2	7	1	1	0	0	0	0	0	0	0	0	3.00	1.000		
27 César Ramos, L ERA: 4.01	1.0		3	0	0	0	1	0	0	0	0	0	0	0	0	0	0	12	16	0.00	0.000
49 Dane De La Rosa, R ERA: 12.0	1.0		3	0	0	0	1	0	0	0	0	0	0	0	0	0	0	10	15	0.00	0.000
39 J.P. Howell, L ERA: 6.16	1.0		4	1	0	0	1	0	0	0	0	0	0	0	0	0	0	11	18	0.00	1.000

Batter	1	2	3	4	5	6	7	8	9	AB	R	H	RBI	BB	SO	LOB	BOTTOM					
8 Desmond Jennings, R OBP: 0.375, SLG: 0.491										3	0	0	0	1	0	1	Toronto Blue Jays @ Tampa Bay Rays Tropicana Field, St. Petersburg, FL Fri Sep 23 2011, 7:12 PM - 10:04 PM EDT Att: 18,093 - Dome - 72 F					
2 B.J. Upton, R OBP: 0.325, SLG: 0.421										3	0	0	0	1	1	1						
16 Justin Ruggiano, R OBP: 0.273, SLG: 0.400										0	0	0	0	0	0	0						
3 Evan Longoria, R OBP: 0.348, SLG: 0.482										3	0	0	0	0	2	2						
22 Johnny Damon, L OBP: 0.321, SLG: 0.412										2	1	0	0	2	0	1						
18 Ben Zobrist, S OBP: 0.349, SLG: 0.456										4	0	0	0	0	2	3						
11 Casey Kotchman, L OBP: 0.379, SLG: 0.428										4	0	1	0	0	2	1						
20 Matt Joyce, L OBP: 0.352, SLG: 0.480										4	0	2	1	0	0	1						
1 Sean Rodríguez, R OBP: 0.324, SLG: 0.365										2	0	0	0	2	1	2						
10 Kelly Shoppach, R OBP: 0.264, SLG: 0.314										3	0	0	0	0	2	4						
Inning Stats	R: 0 H: 0 E: 0 K: 3 S: 14	H: 1 LOB: 2 BB: 0 P: 29	R: 0 H: 1 E: 0 K: 3 S: 13	H: 0 LOB: 0 BB: 0 P: 19	R: 0 H: 0 E: 0 K: 0 S: 9	H: 0 LOB: 1 BB: 0 P: 12	R: 0 H: 0 E: 0 K: 1 S: 6	H: 0 LOB: 0 BB: 0 P: 10	R: 0 H: 0 E: 0 K: 0 S: 5	H: 0 LOB: 0 BB: 1 P: 10	R: 0 H: 0 E: 0 K: 0 S: 9	H: 0 LOB: 0 BB: 0 P: 12	R: 0 H: 1 E: 0 K: 2 S: 12	H: 1 LOB: 2 BB: 1 P: 21	R: 0 H: 0 E: 0 K: 1 S: 6	H: 0 LOB: 0 BB: 1 P: 13	R: 1 H: 1 E: 0 K: 0 S: 16	H: 1 LOB: 1 BB: 1 P: 28	1B: 3 2B: 0 3B: 0 HR: 0	SF: 0 SAC: 0 DP: 1 HBP: 1	WP: 1 PB: 0 SB: 1 CS: 1	PA: 35
PITCHER	IP WLS BF H R ER SO	IP WLS BF H R ER SO	IP WLS BF H R ER SO	IP WLS BF H R ER SO	IP WLS BF H R ER SO	IP WLS BF H R ER SO	IP WLS BF H R ER SO	IP WLS BF H R ER SO	IP WLS BF H R ER SO	IP WLS BF H R ER SO	IP WLS BF H R ER SO	IP WLS BF H R ER SO	IP WLS BF H R ER SO	IP WLS BF H R ER SO	IP WLS BF H R ER SO	IP WLS BF H R ER SO	ERA WHIP	ERA WHIP	ERA WHIP			
23 Brandon Morrow, R ERA: 4.78	7.0	W	27	2	0	0	0	4	0	1	0	0	0	0	0	0	0.00	0.857				
34 Joel Carreno, R ERA: 1.15	1.0		3	0	0	0	1	1	0	0	0	0	0	0	0	0	6	13	0.00	1.000		
47 Luis Perez, L ERA: 5.2	1.0		5	1	1	1	0	1	0	0	0	0	0	0	0	0	16	28	9.00	2.000		

AB	34
R	5
H	6
RBI	3
BB	2
SO	9
LOB	8



AB	28
R	1
H	3
RBI	1
BB	6
SO	10
LOB	16



Batter	1	2	3	4	5	6	7	8	9	AB	R	H	RBI	BB	SO	LOB	TOP										
18 Mike McCoy, R OBP: 0.300, SLG: 0.268	F9	F8			K		G5-3			4	0	0	0	0	1	0											
14 Eric Thames, L OBP: 0.315, SLG: 0.461	HR		F7		K			F7		3	1	0	0	1	1	0											
19 José Bautista, R OBP: 0.448, SLG: 0.618	HR		1B					G6-3		3	1	2	2	0	0	0											
2 Kelly Johnson, L OBP: 0.304, SLG: 0.416	F8		1B		G4-3					4	0	2	0	0	0	1											
10 Edwin Encarnación, R OBP: 0.337, SLG: 0.457	2B		1B							2	0	0	0	2	1	1											
28 Colby Rasmus, L OBP: 0.304, SLG: 0.399	2B		G4-3							4	0	1	0	0	2	2											
30 David Cooper, L OBP: 0.274, SLG: 0.365	G6-3				L5		P2			4	0	0	0	0	0	2											
9 J.P. Arencibia, R OBP: 0.280, SLG: 0.447		F8					K			4	0	1	0	0	2	0											
39 Adam Loewen, L OBP: 0.310, SLG: 0.320					K		K			3	0	0	0	0	3	0											
Inning Stats	R: 2 H: 2 E: 0 K: 0 S: 19	H: 2 BB: 2 P: 38	R: 0 H: 0 E: 0 K: 1 S: 7	H: 0 LOB: 0 BB: 0 P: 13	R: 0 H: 2 E: 0 K: 0 S: 9	H: 2 LOB: 2 BB: 1 P: 17	R: 0 H: 1 E: 0 K: 1 S: 6	H: 0 LOB: 0 BB: 0 P: 9	R: 0 H: 0 E: 0 K: 2 S: 12	H: 0 LOB: 0 BB: 0 P: 21	R: 0 H: 0 E: 0 K: 1 S: 9	H: 0 LOB: 0 BB: 0 P: 12	R: 0 H: 1 E: 0 K: 1 S: 9	H: 0 LOB: 0 BB: 0 P: 16	R: 0 H: 0 E: 0 K: 2 S: 11	H: 0 LOB: 0 BB: 0 P: 17	1B: 4 2B: 1 3B: 0 HR: 1	SF: 0 SAC: 0 DP: 0 HBP: 1	WP: 0 PB: 0 SB: 0 CS: 1	PA: 35							
PITCHER	IP	WLS	BF	H	R	ER	SO	BB	IBB	HBP	BLK	WP	HR	S	P	ERA	WHIP										
34 Jeff Niemann, R ERA: 4.06	1.0		7	2	2	2	0	2	0	0	0	0	1	19	38	18.00	4.000										
54 Alex Torres, L ERA: 3.39	5.0	W	18	3	0	0	5	0	1	1	0	0	0	43	71	0.00	0.600										
47 Brandon Gomes, R ERA: 3.09	1.0	H	3	0	0	0	2	0	0	0	0	0	0	9	12	0.00	0.000										
62 Joel Peralta, R ERA: 3.02	1.0	H	4	1	0	0	1	0	0	0	0	0	0	9	16	0.00	1.000										
43 Kyle Farnsworth, R ERA: 2.28	1.0		3	0	0	0	2	0	0	0	0	0	0	11	17	0.00	0.000										

Toronto Blue Jays @ Tampa Bay Rays
Tropicana Field, St. Petersburg, FL
Sat Sep 24 2011, 7:13 PM - 9:46 PM EDT
Att: 27,773 - Dome - 72 F

AB 31
R 2
H 6
RBI 2
BB 3
SO 10
LOB 6



Batter	1	2	3	4	5	6	7	8	9	AB	R	H	RBI	BB	SO	LOB	BOTTOM										
8 Desmond Jennings, R OBP: 0.373, SLG: 0.485	L6		G6-4-3		K			G5-3		3	0	0	0	0	1	1											
2 B.J. Upton, R OBP: 0.326, SLG: 0.420	3S		P2		FC5-4			22 HR		3	2	1	0	1	0	2											
3 Evan Longoria, R OBP: 0.346, SLG: 0.478	K		G6-4-3		CS		G6-3	E6		4	1	0	0	0	1	3											
18 Ben Zobrist, S OBP: 0.349, SLG: 0.460	E6				G6-3		G6-3	F9		4	2	1	1	0	0	2											
22 Johnny Damon, L OBP: 0.325, SLG: 0.423	1 WP				G6-3		G6-3	HR		3	1	3	4	1	0	0											
1 Sean Rodriguez, R OBP: 0.321, SLG: 0.361	F8		G6-3		K		K	L3		4	0	0	0	0	1	3											
11 Casey Kotchman, L OBP: 0.379, SLG: 0.426		F7			K			20 G4-6-3		2	0	0	0	0	1	1											
20 Matt Joyce, L OBP: 0.350, SLG: 0.477		K			L1-6-3			G4-6-3		3	0	0	0	0	1	2											
21 Jose Lobaton, S OBP: 0.237, SLG: 0.152		G1-3						G6-3		3	0	1	0	0	0	0											
Inning Stats	R: 2 H: 2 E: 1 K: 1 S: 15	H: 2 LOB: 1 BB: 0 P: 26	R: 0 H: 0 E: 0 K: 1 S: 5	H: 0 LOB: 0 BB: 0 P: 8	R: 0 H: 0 E: 0 K: 0 S: 3	H: 0 LOB: 0 BB: 0 P: 7	R: 1 H: 1 E: 0 K: 1 S: 10	H: 1 LOB: 1 BB: 1 P: 20	R: 0 H: 1 E: 0 K: 1 S: 9	H: 0 LOB: 0 BB: 0 P: 12	R: 0 H: 1 E: 0 K: 1 S: 8	H: 0 LOB: 0 BB: 0 P: 16	R: 0 H: 0 E: 0 K: 0 S: 5	R: 3 H: 1 E: 1 K: 0 S: 11	H: 1 LOB: 0 BB: 1 P: 22	1B: 3 2B: 1 3B: 0 HR: 2	SF: 0 SAC: 0 DP: 2 HBP: 2	WP: 1 PB: 0 SB: 3 CS: 1	PA: 34								
PITCHER	IP	WLS	BF	H	R	ER	SO	BB	IBB	HBP	BLK	WP	HR	S	P	ERA	WHIP										
24 Ricky Romero, L ERA: 2.92	7.2	L	32	6	6	1	5	2	0	2	0	0	2	63	114	1.17	1.043										
44 Casey Janssen, R ERA: 2.33	0.1		1	0	0	0	0	0	0	0	0	0	0	3	4	0.00	0.000										

Toronto Blue Jays @ Tampa Bay Rays
Tropicana Field, St. Petersburg, FL
Sat Sep 24 2011, 7:13 PM - 9:46 PM EDT
Att: 27,773 - Dome - 72 F

AB 29
R 6
H 6
RBI 5
BB 2
SO 5
LOB 14



Batter	1	2	3	4	5	6	7	8	9	AB	R	H	RBI	BB	SO	LOB	TOP								
18 Mike McCoy, R (1, 6) OBP: 0.294, SLG: 0.262										4	0	0	0	0	0	0	Toronto Blue Jays @ Tampa Bay Rays Tropicana Field, St. Petersburg, FL Sun Sep 25 2011, 1:41 PM - 4:18 PM EDT Att: 21,008 - Dome - 72 F								
14 Eric Thames, L (1, 7) OBP: 0.317, SLG: 0.466										3	0	1	0	1	1	0									
19 José Bautista, R (1, 9) OBP: 0.447, SLG: 0.615										2	0	0	0	0	1	1									
20 Mark Teahen, L (6, PH) OBP: 0.248, SLG: 0.289										2	0	0	0	0	1	1									
2 Kelly Johnson, L (1, 4) OBP: 0.303, SLG: 0.414										3	1	0	0	1	0	1									
10 Edwin Encarnación, R (1, 5) OBP: 0.334, SLG: 0.453										4	0	0	0	0	1	2									
30 David Cooper, L (1, 3) OBP: 0.276, SLG: 0.379										3	0	1	1	0	0	0									
9 J.P. Arencibia, R (1, 2) OBP: 0.278, SLG: 0.444										3	0	0	0	0	0	1									
39 Adam Loewen, L (1, 10) OBP: 0.281, SLG: 0.286										3	0	0	0	0	2	1									
3 Dewayne Wise, L (1, 8) OBP: 0.235, SLG: 0.309										3	1	1	1	0	0	0									
Inning Stats	R: 0 H: 0 E: 0 K: 1 S: 9	H: 0 LOB: 0 BB: 0 P: 12	R: 1 H: 1 E: 0 K: 1 S: 17	H: 1 LOB: 1 BB: 1 P: 23	R: 0 H: 1 E: 0 K: 0 S: 8	H: 1 LOB: 0 BB: 0 P: 12	R: 0 H: 0 E: 0 K: 1 S: 6	H: 0 LOB: 0 BB: 0 P: 7	R: 1 H: 1 E: 0 K: 1 S: 9	H: 1 LOB: 0 BB: 0 P: 12	R: 0 H: 0 E: 0 K: 1 S: 10	H: 0 LOB: 1 BB: 1 P: 16	R: 0 H: 0 E: 0 K: 0 S: 6	H: 0 LOB: 0 BB: 0 P: 8	R: 0 H: 0 E: 0 K: 1 S: 11	H: 0 LOB: 0 BB: 0 P: 17	R: 0 H: 0 E: 0 K: 0 S: 8	H: 0 LOB: 0 BB: 0 P: 11	1B: 0 2B: 1 3B: 1 HR: 1	SF: 0 SAC: 0 DP: 0 HBP: 0	WP: 0 PB: 0 SB: 0 CS: 0	PA: 32			
PITCHER	IP WLS BF H R ER SO BB IBB HBP BLK WP HR S P ERA WHIP	8.0 W 29 3 2 2 6 2 0 0 0 0 1 76 107 2.25 0.625	1.0 S 3 0 0 0 0 0 0 0 0 0 0 8 11 0.00 0.000																						

Batter	1	2	3	4	5	6	7	8	9	AB	R	H	RBI	BB	SO	LOB	BOTTOM								
8 Desmond Jennings, R (1, 7) OBP: 0.367, SLG: 0.476										4	0	0	0	0	3	2	Toronto Blue Jays @ Tampa Bay Rays Tropicana Field, St. Petersburg, FL Sun Sep 25 2011, 1:41 PM - 4:18 PM EDT Att: 21,008 - Dome - 72 F								
2 B.J. Upton, R (1, 8) OBP: 0.327, SLG: 0.426										4	1	2	1	0	1	1									
3 Evan Longoria, R (1, 5) OBP: 0.345, SLG: 0.482										4	1	1	2	0	0	2									
18 Ben Zobrist, S (1, 4) OBP: 0.351, SLG: 0.466										3	1	2	1	1	1	0									
22 Johnny Damon, L (1, 10) OBP: 0.325, SLG: 0.420										3	0	0	0	1	1	1									
1 Sean Rodriguez, R (1, 6) OBP: 0.320, SLG: 0.358										3	0	0	0	0	1	0									
11 Casey Kotchman, L (1, 3) OBP: 0.378, SLG: 0.424										3	0	0	0	0	0	3									
11 Brandon Guyer, R (1, 9) OBP: 0.195, SLG: 0.350										2	0	0	0	0	0	0									
20 Matt Joyce, L (6, PH) OBP: 0.346, SLG: 0.475										2	0	0	0	0	1	1									
10 Kelly Shoppach, R (1, 2) OBP: 0.272, SLG: 0.336										4	2	3	1	0	1	1									
Inning Stats	R: 2 H: 2 E: 0 K: 0 S: 13	H: 2 LOB: 0 BB: 0 P: 18	R: 0 H: 0 E: 0 K: 0 S: 10	H: 0 LOB: 0 BB: 0 P: 17	R: 2 H: 2 E: 0 K: 1 S: 13	H: 2 LOB: 3 BB: 2 P: 28	R: 0 H: 2 E: 0 K: 1 S: 13	H: 2 LOB: 2 BB: 0 P: 22	R: 0 H: 0 E: 0 K: 3 S: 10	H: 0 LOB: 0 BB: 0 P: 15	R: 1 H: 1 E: 0 K: 1 S: 13	H: 1 LOB: 0 BB: 0 P: 23	R: 0 H: 1 E: 0 K: 1 S: 9	H: 1 LOB: 1 BB: 0 P: 15	R: 0 H: 0 E: 0 K: 2 S: 10	H: 0 LOB: 1 BB: 0 P: 17	1B: 4 2B: 0 3B: 0 HR: 4	SF: 0 SAC: 0 DP: 0 HBP: 2	WP: 0 PB: 0 SB: 1 CS: 0	PA: 36					
PITCHER	IP WLS BF H R ER SO BB IBB HBP BLK WP HR S P ERA WHIP	3.1 L 18 5 4 4 1 2 0 0 0 0 2 42 73 10.80 2.100	2.1 9 2 1 1 4 0 0 0 0 0 0 1 27 45 3.86 0.857	1.0 4 1 0 0 2 0 0 0 0 0 0 10 18 0.00 1.000	1.0 4 0 0 0 1 0 0 0 1 0 0 9 15 0.00 0.000	0.1 1 0 0 0 1 0 0 0 0 0 3 4 0.00 0.000																			

AB	30
R	2
H	3
RBI	2
BB	2
SO	6
LOB	7



AB	32
R	5
H	8
RBI	5
BB	2
SO	9
LOB	11




Batter	1	2	3	4	5	6	7	8	9	AB	R	H	RBI	BB	SO	LOB	TOP										
18 Mike McCoy, R OBP: 0.294, SLG: 0.275										3	1	1	1	0	1	0	Toronto Blue Jays @ Chicago White Sox U.S. Cellular Field, Chicago, IL Tue Sep 27 2011, 8:11 PM - 10:25 PM EDT Att: 23,934 - Partly Cloudy - 61 F										
14 Eric Thames, L OBP: 0.314, SLG: 0.457										3	0	0	0	1	1	2											
19 José Bautista, R OBP: 0.449, SLG: 0.612										4	0	2	0	0	1	2											
26 Adam Lind, L OBP: 0.295, SLG: 0.439										4	0	0	0	0	2	3											
8 José Molina, R OBP: 0.344, SLG: 0.418										4	0	2	0	0	1	0											
2 Kelly Johnson, L OBP: 0.302, SLG: 0.411										4	0	1	0	0	1	2											
9 J.P. Arencibia, R OBP: 0.280, SLG: 0.440										4	0	1	0	0	1	4											
3 Dewayne Wise, L OBP: 0.235, SLG: 0.309										3	0	0	0	0	2	3											
28 Colby Rasmus, L OBP: 0.299, SLG: 0.393										1	0	0	0	0	0	1											
25 Chris Woodward, R OBP: 0.262, SLG: 0.297										3	0	1	0	0	0	2											
Inning Stats	R: 0 E: 0 K: 2 S: 12	H: 1 LOB: 1 BB: 0 P: 18	R: 0 E: 0 K: 1 S: 12	H: 1 LOB: 1 BB: 0 P: 17	R: 0 E: 1 K: 0 S: 5	H: 1 LOB: 1 BB: 0 P: 7	R: 0 E: 0 K: 1 S: 9	H: 1 LOB: 1 BB: 0 P: 14	R: 0 E: 0 K: 1 S: 7	H: 0 LOB: 0 BB: 0 P: 11	R: 0 E: 0 K: 1 S: 6	H: 1 LOB: 2 BB: 0 P: 10	R: 0 E: 1 K: 0 S: 14	H: 1 LOB: 2 BB: 0 P: 20	R: 1 E: 0 K: 2 S: 16	H: 1 LOB: 1 BB: 1 P: 26	R: 0 E: 0 K: 2 S: 10	H: 1 LOB: 1 BB: 0 P: 14	1B: 6 2B: 1 3B: 0 HR: 1	SF: 0 SAC: 1 DP: 2 HBP: 0	WP: 0 PB: 0 SB: 0 CS: 1	PA: 36					
PITCHER	IP	WLS	BF	H	R	ER	SO	BB	IBB	HBP	BLK	WP	HR	S	P	ERA	WHIP										
56 Mark Buehrle, L ERA: 3.59	7.0	W	27	6	0	0	6	0	0	0	0	0	0	65	97	0.00	0.857										
26 Jesse Crain, R ERA: 2.52	0.1	H	3	1	1	1	1	1	0	0	0	0	1	11	19	27.00	6.000										
49 Chris Sale, L ERA: 2.55	1.2	S	5	1	0	0	3	0	0	0	0	0	0	15	21	0.00	0.600										

Batter	1	2	3	4	5	6	7	8	9	AB	R	H	RBI	BB	SO	LOB	BOTTOM										
1 Juan Pierre, L OBP: 0.332, SLG: 0.330										4	0	0	0	0	0	2	Toronto Blue Jays @ Chicago White Sox U.S. Cellular Field, Chicago, IL Tue Sep 27 2011, 8:11 PM - 10:25 PM EDT Att: 23,934 - Partly Cloudy - 61 F										
30 Alejandro De Aza, L OBP: 0.392, SLG: 0.577										4	1	2	0	0	1	0											
10 Alexei Ramirez, R OBP: 0.326, SLG: 0.396										4	0	0	0	0	2	2											
12 A.J. Pierzynski, L OBP: 0.324, SLG: 0.407										3	0	1	1	0	0	0											
17 Tyler Flowers, R OBP: 0.304, SLG: 0.417										3	1	1	1	0	0	1											
44 Adam Dunn, L OBP: 0.292, SLG: 0.277										3	0	0	0	0	3	1											
24 Dayan Viciedo, R OBP: 0.339, SLG: 0.327										3	0	1	0	0	1	0											
22 Brent Morel, R OBP: 0.290, SLG: 0.369										3	0	0	0	0	1	1											
15 Gordon Beckham, R OBP: 0.295, SLG: 0.329										3	0	2	0	0	0	0											
Inning Stats	R: 0 E: 0 K: 1 S: 9	H: 0 LOB: 0 BB: 0 P: 13	R: 1 E: 0 K: 2 S: 13	H: 2 LOB: 1 BB: 0 P: 22	R: 0 E: 0 K: 0 S: 8	H: 2 LOB: 1 BB: 0 P: 10	R: 0 E: 0 K: 1 S: 11	H: 0 LOB: 0 BB: 0 P: 18	R: 0 E: 0 K: 1 S: 6	H: 1 LOB: 1 BB: 0 P: 11	R: 1 E: 0 K: 1 S: 13	H: 2 LOB: 1 BB: 0 P: 17	R: 0 E: 0 K: 1 S: 8	H: 0 LOB: 0 BB: 0 P: 11	R: 0 E: 0 K: 2 S: 8	H: 0 LOB: 0 BB: 0 P: 9		1B: 4 2B: 2 3B: 0 HR: 1	SF: 0 SAC: 0 DP: 0 HBP: 0	WP: 0 PB: 0 SB: 0 CS: 1	PA: 30						
PITCHER	IP	WLS	BF	H	R	ER	SO	BB	IBB	HBP	BLK	WP	HR	S	P	ERA	WHIP										
37 Henderson Alvarez III, R ERA: 3.53	7.0	L	27	7	2	2	6	0	0	0	0	0	0	68	102	2.57	1.000										
44 Casey Janssen, R ERA: 2.3	0.2		2	0	0	0	1	0	0	0	0	0	0	5	5	0.00	0.000										
57 Shawn Camp, R ERA: 4.27	0.1		1	0	0	0	1	0	0	0	0	0	0	3	4	0.00	0.000										

AB	33
R	1
H	8
RBI	1
BB	1
SO	10
LOB	19



AB	30
R	2
H	7
RBI	2
BB	0
SO	8
LOB	7



Batter	1	2	3	4	5	6	7	8	9	AB	R	H	RBI	BB	SO	LOB	TOP										
18 Mike McCoy, R OBP: 0.291, SLG: 0.269										4	1	0	0	1	0	4	<p>Toronto Blue Jays @ Chicago White Sox U.S. Cellular Field, Chicago, IL Wed Sep 28 2011, 2:12 PM - 4:58 PM EDT Att: 20,524 - Overcast - 62 F</p>										
14 Eric Thames, L OBP: 0.313, SLG: 0.456										5	0	1	1	0	2	3											
19 José Bautista, R OBP: 0.447, SLG: 0.608										3	0	0	0	1	2	1											
2 Kelly Johnson, L OBP: 0.304, SLG: 0.413										3	1	1	0	0	2	3											
30 David Cooper, L OBP: 0.284, SLG: 0.394										4	1	1	0	0	0	4											
28 Colby Rasmus, L OBP: 0.288, SLG: 0.391										3	0	0	0	0	1	0											
9 J.P. Arencibia, R OBP: 0.282, SLG: 0.438										2	0	0	0	2	0	0											
20 Mark Teahen, L OBP: 0.273, SLG: 0.300										2	0	1	1	2	1	1											
3 Dewayne Wise, L OBP: 0.231, SLG: 0.303										2	0	0	0	0	1	2											
8 José Molina, R OBP: 0.342, SLG: 0.415										1	0	0	0	0	1	1											
39 Adam Loewen, L OBP: 0.297, SLG: 0.313										0	0	0	1	1	0	0											
Inning Stats	R: 1 H: 1 E: 0 K: 1 S: 12	H: 1 BB: 2 P: 24	R: 0 H: 0 E: 0 K: 1 S: 9	H: 0 LOB: 1 P: 14	R: 0 H: 0 E: 0 K: 2 S: 7	H: 0 LOB: 0 P: 13	R: 0 H: 0 E: 0 K: 0 S: 6	H: 0 LOB: 0 P: 9	R: 0 H: 0 E: 0 K: 3 S: 11	H: 0 LOB: 1 P: 20	R: 0 H: 0 E: 0 K: 3 S: 12	H: 1 LOB: 1 P: 17	R: 0 H: 0 E: 0 K: 1 S: 10	H: 0 LOB: 0 P: 15	R: 0 H: 0 E: 0 K: 0 S: 8	H: 0 LOB: 0 P: 13	R: 2 H: 2 E: 0 K: 0 S: 14	H: 2 LOB: 3 P: 36	1B: 2 2B: 2 3B: 0 HR: 0	SF: 0 SAC: 1 DP: 2 HBP: 1	WP: 1 PB: 0 SB: 0 CS: 0	PA: 38					
PITCHER	IP	WLS	BF	H	R	ER	SO	BB	IBB	HBP	BLK	WP	HR	S	P	ERA	WHIP										
41 Philip Humber, R ERA: 3.75	6.2		26	2	1	1	9	4	0	1	0	1	0	63	106	1.35	0.900										
37 Matt Thornton, L ERA: 3.32	1.1	H	4	0	0	0	1	0	0	0	0	0	0	12	19	0.00	0.000										
49 Chris Sale, L ERA: 2.79	0.1	L	6	2	2	2	0	2	1	0	0	0	0	8	26	54.00	12.000										
46 Sergio Santos, R ERA: 3.55	0.1		1	0	0	0	0	0	0	0	0	0	0	3	5	0.00	0.000										
77 Will Ohman, L ERA: 4.22	0.1		1	0	0	0	0	0	0	0	0	0	0	3	5	0.00	0.000										

Batter	1	2	3	4	5	6	7	8	9	AB	R	H	RBI	BB	SO	LOB	BOTTOM										
1 Juan Pierre, L OBP: 0.329, SLG: 0.327										5	0	0	0	0	2	2	<p>Toronto Blue Jays @ Chicago White Sox U.S. Cellular Field, Chicago, IL Wed Sep 28 2011, 2:12 PM - 4:58 PM EDT Att: 20,524 - Overcast - 62 F</p>										
30 Alejandro De Azavedo, L OBP: 0.400, SLG: 0.500										3	1	2	0	1	0	0											
10 Alexei Ramirez, R OBP: 0.328, SLG: 0.399										3	0	2	1	1	1	0											
12 A.J. Pierzynski, L OBP: 0.323, SLG: 0.405										4	0	1	0	0	0	4											
38 Eduardo Escobar, S OBP: 0.296, SLG: 0.295										2	0	0	0	2	1	2											
17 Tyler Flowers, R OBP: 0.310, SLG: 0.409										4	0	0	0	0	0	0											
24 Dayan Viciedo, R OBP: 0.327, SLG: 0.314										4	0	0	0	0	1	7											
22 Brent Morel, R OBP: 0.287, SLG: 0.366										4	0	0	0	0	1	0											
55 Donny Lucy, R OBP: 0.273, SLG: 0.300										3	0	0	0	1	3	0											
15 Gordon Beckham, R OBP: 0.296, SLG: 0.337										4	1	2	1	0	1	1											
Inning Stats	R: 0 H: 1 E: 0 K: 0 S: 14	H: 0 LOB: 3 P: 24	R: 0 H: 0 E: 0 K: 2 S: 10	H: 0 LOB: 1 P: 17	R: 0 H: 1 E: 0 K: 0 S: 9	H: 1 LOB: 2 P: 23	R: 1 H: 1 E: 0 K: 1 S: 9	H: 1 LOB: 0 P: 10	R: 1 H: 2 E: 0 K: 2 S: 14	H: 0 LOB: 1 P: 20	R: 0 H: 0 E: 0 K: 2 S: 9	H: 0 LOB: 0 P: 11	R: 0 H: 0 E: 0 K: 2 S: 8	H: 0 LOB: 0 P: 10	R: 0 H: 1 E: 0 K: 0 S: 6	H: 1 LOB: 1 P: 7	R: 0 H: 1 E: 0 K: 1 S: 12	H: 1 LOB: 0 P: 17	1B: 5 2B: 1 3B: 0 HR: 1	SF: 0 SAC: 0 DP: 1 HBP: 0	WP: 2 PB: 0 SB: 0 CS: 0	PA: 37					
PITCHER	IP	WLS	BF	H	R	ER	SO	BB	IBB	HBP	BLK	WP	HR	S	P	ERA	WHIP										
23 Brandon Morrow, R ERA: 4.72	6.0		27	5	2	2	7	5	0	0	0	1	1	65	105	3.00	1.667										
44 Casey Janssen, R ERA: 2.29	1.0		3	0	0	0	2	0	0	0	0	0	0	8	10	0.00	0.000										
57 Shawn Camp, R ERA: 4.21	1.0	W	3	1	0	0	0	0	0	0	0	0	0	6	7	0.00	1.000										
50 Frank Francisco, R ERA: 3.55	1.0	S	4	1	0	0	1	0	0	0	0	1	0	12	17	0.00	1.000										

AB	29
R	3
H	4
RBI	3
BB	7
SO	10
LOB	19



AB	32
R	2
H	7
RBI	2
BB	5
SO	10
LOB	16

